

Cadwell Park

10th June 2007



S.M.A.R.T.

Scottish Motorsports Automatic Race Timing

Ravenslea, Melrose Road, Galashiels, TD1 2AT

Telephone : 01896 – 752447

BRSCC Clubmans Raceday


Alfashop Alfa Romeo Championship - D,E

Cadwell Park 2.173 Miles

Practice

10/06/2007 16:09

Practice



No. Name**Class****Car/Bike Tx Nat/State****Sponsor**

No timed qualifying due to poor
visibility.

Qualifying carried out with three
laps behind the Course Car

Printed: 11/06/2007 16:09:47**ish Motorsports Automatic Race Timing (SMART)**

Chief Timekeeper - Ian Sharp

Orbits 3

Clerk of the Course

www.amb-it.com

Sig.

Time

www.mylaps.comResults can be downloaded at www.smart-timing.co.uk

Page 1/1

BRSCC Clubmans Raceday


LMA Euro Saloon Car Championship - A, B

Cadwell Park 2.173 Miles

Practice

10/06/2007 16:10

Practice



No. Name**Class****Car/Bike Tx Nat/State****Sponsor**

No timed qualifying due to poor
visibility.

Qualifying carried out with three
laps behind the Course Car

Printed: 11/06/2007 16:14:02

Chief Timekeeper - Ian Sharp

Clerk of the Course

Sig.

Time

Results can be downloaded at www.smart-timing.co.uk

ish Motorsports Automatic Race Timing (SMART)

Orbits 3

www.amb-it.comwww.mylaps.com

Page 1/1

Pos	No.	Name	Make/Model	CC	Class Co	Laps	Best Tm	Diff	In Lap	2nd Best
1	4	Simon McFIE	Fiat Uno	1300	FR	8	1:51.036	-	8	1:51.212
2	41	Martin RIMAN	Fits Uno	1300	FR	8	1:51.301	+0.265	7	1:52.029
3	2	Sandro PROIETTI	Fiat Uno	1300	FR	7	1:51.309	+0.273	7	1:51.845
4	27	Lee MELLING	Fiat Punto	1300	FR	8	1:52.367	+1.331	8	1:52.697
5	15	Chris JAMES	Fiat Uno	1300	FR	8	1:53.325	+2.289	7	1:53.783
6	8	Pete STOCKTON	Fiat Uno	1300	FR	7	1:55.123	+4.087	7	1:55.537
7	53	Mark SNELLING	Fiat Punto	1300	FR	7	1:55.463	+4.427	7	1:58.760
8	28	Andrew BOTTERILL	Fiat Uno	1300	FR	7	1:55.766	+4.730	7	1:58.292
9	16	Philip BARRETT	Fiat Uno	1300	FR	7	1:57.035	+5.999	7	1:58.581
10	87	Neil SELLERS	Fiat Uno	1300	FR	7	1:58.011	+6.975	7	2:01.348
11	9	Mark CUNNINGHAM	Fiat Uno	1300	FR	7	1:59.447	+8.411	7	2:01.461
12	84	Chris McFIE	Fiat Uno	1300	FR	6	2:01.580	+10.544	6	2:02.475
13	88	Paul MOUNTFORD	Fiat Uno	1300	FR	7	2:08.816	+17.780	7	2:10.198
14	75	Simon EDWARDS	Fiat Uno	1300	FR	2	2:23.101	+32.065	1	3:43.139

BRSCC Clubmans Raceday

www.motorlawyers.co.uk Fiat Racing Chal.

Cadwell Park 2.173 Miles

Practice 3

10/06/2007 09:50

Practice

Lap	Lap Tm	Diff	Time of Day
(4) Simon McFIE			
1	2:22.045	+31.009	10:11:29.798
2	2:00.392	+9.356	10:13:30.190
3	1:56.120	+5.084	10:15:26.310
4	1:56.322	+5.286	10:17:22.632
5	1:51.212	+0.176	10:19:13.844
6	1:56.548	+5.512	10:21:10.392
7	1:52.665	+1.629	10:23:03.057
8	1:51.036	-	10:24:54.093
Best Tm: 1:51.036			

(41) Martin RIMAN			
1	2:09.215	+17.914	10:11:10.700
2	1:56.346	+5.045	10:13:07.046
3	1:52.228	+0.927	10:14:59.274
4	1:52.029	+0.728	10:16:51.303
5	1:52.628	+1.327	10:18:43.931
6	1:52.177	+0.876	10:20:36.108
7	1:51.301	-	10:22:27.409
8	2:03.764	+12.463	10:24:31.173
Best Tm: 1:51.301			

(2) Sandro PROIETTI			
1	2:24.996	+33.687	10:12:09.442
2	1:55.554	+4.245	10:14:04.996
3	1:53.650	+2.341	10:15:58.646
4	1:52.240	+0.931	10:17:50.886
5	1:51.845	+0.536	10:19:42.731
6	2:00.387	+9.078	10:21:43.118
7	1:51.309	-	10:23:34.427
Best Tm: 1:51.309			

(27) Lee MELLING			
1	2:27.964	+35.597	10:11:27.078
2	2:00.516	+8.149	10:13:27.594
3	1:56.070	+3.703	10:15:23.664
4	1:54.536	+2.169	10:17:18.200
5	1:53.728	+1.361	10:19:11.928
6	1:53.431	+1.064	10:21:05.359
7	1:52.697	+0.330	10:22:58.056
8	1:52.367	-	10:24:50.423
Best Tm: 1:52.367			

(15) Chris JAMES			
1	2:12.343	+19.018	10:11:10.378
2	2:00.874	+7.549	10:13:11.252
3	1:57.768	+4.443	10:15:09.020
4	1:55.990	+2.665	10:17:05.010
5	1:55.945	+2.620	10:19:00.955
6	1:53.907	+0.582	10:20:54.862
7	1:53.325	-	10:22:48.187
8	1:53.783	+0.458	10:24:41.970
Best Tm: 1:53.325			

(8) Pete STOCKTON			
--------------------------	--	--	--

Lap	Lap Tm	Diff	Time of Day
1	2:30.575	+35.452	10:11:56.280
2	2:05.915	+10.792	10:14:02.195
3	2:03.376	+8.253	10:16:05.571
4	2:04.569	+9.446	10:18:10.140
5	1:57.364	+2.241	10:20:07.504
6	1:55.537	+0.414	10:22:03.041
7	1:55.123	-	10:23:58.164
Best Tm: 1:55.123			

(53) Mark SNELLING			
1	2:21.924	+26.461	10:11:36.723
2	2:07.716	+12.253	10:13:44.439
3	2:02.733	+7.270	10:15:47.172
4	2:01.075	+5.612	10:17:48.247
5	1:59.193	+3.730	10:19:47.440
6	1:58.760	+3.297	10:21:46.200
7	1:55.463	-	10:23:41.663
Best Tm: 1:55.463			

(28) Andrew BOTTERILL			
1	2:23.118	+27.352	10:11:28.870
2	2:13.578	+17.812	10:13:42.448
3	2:06.383	+10.617	10:15:48.831
4	2:01.846	+6.080	10:17:50.677
5	1:58.292	+2.526	10:19:48.969
6	1:59.234	+3.468	10:21:48.203
7	1:55.766	-	10:23:43.969
Best Tm: 1:55.766			

(16) Philip BARRETT			
1	2:27.274	+30.239	10:11:45.452
2	2:15.008	+17.973	10:14:00.460
3	2:07.103	+10.068	10:16:07.563
4	2:04.778	+7.743	10:18:12.341
5	2:00.509	+3.474	10:20:12.850
6	1:58.581	+1.546	10:22:11.431
7	1:57.035	-	10:24:08.466
Best Tm: 1:57.035			

(87) Neil SELLERS			
1	2:30.836	+32.825	10:11:58.296
2	2:18.157	+20.146	10:14:16.453
3	2:14.039	+16.028	10:16:30.492
4	2:05.076	+7.065	10:18:35.568
5	2:02.858	+4.847	10:20:38.426
6	2:01.348	+3.337	10:22:39.774
7	1:58.011	-	10:24:37.785
Best Tm: 1:58.011			

(9) Mark CUNNINGHAM			
1	2:32.161	+32.714	10:11:57.229
2	2:14.400	+14.953	10:14:11.629
3	2:15.221	+15.774	10:16:26.850
4	2:06.843	+7.396	10:18:33.693
5	2:06.957	+7.510	10:20:40.650

Lap	Lap Tm	Diff	Time of Day
6	2:01.461	+2.014	10:22:42.111
7	1:59.447	-	10:24:41.558
Best Tm: 1:59.447			

(84) Chris McFIE			
1	2:23.950	+22.370	10:11:33.928
2	2:14.563	+12.983	10:13:48.491
3	2:10.207	+8.627	10:15:58.698
4	2:14.338	+12.758	10:18:13.036
5	2:02.475	+0.895	10:20:15.511
6	2:01.580	-	10:22:17.091
Best Tm: 2:01.580			

(88) Paul MOUNTFORD			
1	2:31.848	+23.032	10:11:52.867
2	2:17.303	+8.487	10:14:10.170
3	2:18.520	+9.704	10:16:28.690
4	2:15.341	+6.525	10:18:44.031
5	2:14.237	+5.421	10:20:58.268
6	2:10.198	+1.382	10:23:08.466
7	2:08.816	-	10:25:17.282
Best Tm: 2:08.816			

(75) Simon EDWARDS			
1	2:23.101	-	10:11:35.354
p2	3:43.139	+1:20.038	10:15:18.494
Best Tm: 2:23.101			

Formula Jedi Championship

Cadwell Park 2.173 Miles

Practice 4

10/06/2007 10:15

Practice

Pos	No.	Name	Make/Model	CC	Class Co	Laps	Best Tm	Diff	In Lap	2nd Best
1	10	Richard MITCHAM	Jedi Mk4	600	FJB	10	1:23.244	-	8	1:25.418
2	1	Nigel REUBEN	Jedi Mk6	1000	FJB	8	1:23.491	+0.247	5	1:23.564
3	77	Stuart ABBOTT	Jedi Mk6	996	FJB	9	1:24.535	+1.291	7	1:24.966
4	31	Barry ARMSTRONG	Jedi Mk6	1000	FJB	10	1:24.806	+1.562	7	1:25.212
5	43	Jack SMITH	Jedi Mk6	600	FJB	9	1:25.119	+1.875	7	1:26.141
6	87	Jenny ANDERSON	Jedi Mk6	1000	FJB	8	1:25.914	+2.670	7	1:26.473
7	3	Richard GITTINGS	Jedi Mk4	998	FJB	10	1:26.232	+2.988	9	1:26.309
8	26	Callum DAVIS	Jedi Mk6	1000	FJB	10	1:26.427	+3.183	8	1:27.115
9	37	Ben ANDERSON	Jedi Mk6	1000	FJB	9	1:26.760	+3.516	8	1:27.623
10	19	Freddie KENNEDY	Jedi Mk4	600	FJA	9	1:31.028	+7.784	9	1:31.417
11	9	John LORD	Jedi Mk6	998	FJB	9	1:31.140	+7.896	9	1:33.271
12	8	Adam SAWARD	Jedi Mk6	1000	FJB	2	1:31.175	+7.931	2	1:37.821
13	63	Samuel CREW	Jedi Mk4	1000	FJB	8	1:33.568	+10.324	7	1:34.296
14	14	Adam WALKER	Jedi Mk4	600	FJA	9	1:36.337	+13.093	9	1:37.120
15	33	Trev STAFFORD	Jedi Mk4	600	FJA	9	1:36.700	+13.456	8	1:37.679
16	45	Graham DYSON	Jedi Mk6	1000	FJB	3	1:44.630	+21.386	3	1:47.780
17	15	Len TURNER	Jedi Mk6	1000	FJB	8	1:44.745	+21.501	7	1:47.050
18	50	Geoffrey COWELL	Jedi Mk6	1000	FJB	8	1:53.342	+30.098	6	1:54.149
19	46	Vicky DYSON	Jedi Mk4	100	FJB	0	----	-	0	----

BRSCC Clubmans Raceday

Formula Jedi Championship

Cadwell Park 2.173 Miles

Practice 4

10/06/2007 10:15

Practice

Lap	Lap Tm	Diff	Time of Day
(10) Richard MITCHAM			
1	1:34.318	+11.074	10:33:07.987
2	1:28.736	+5.492	10:34:36.723
3	1:25.721	+2.477	10:36:02.444
p4	2:10.573	+47.329	10:38:13.018
5	1:31.916	+8.672	10:39:44.934
6	1:34.488	+11.244	10:41:19.422
7	1:27.214	+3.970	10:42:46.636
8	1:23.244	-	10:44:09.880
9	1:25.418	+2.174	10:45:35.298
10	1:30.071	+6.827	10:47:05.369
Best Tm: 1:23.244			

Lap	Lap Tm	Diff	Time of Day
(1) Nigel REUBEN			
1	1:36.153	+12.662	10:32:55.721
2	1:28.254	+4.763	10:34:23.975
3	1:33.703	+10.212	10:35:57.678
4	1:29.437	+5.946	10:37:27.115
5	1:23.491	-	10:38:50.606
6	1:31.147	+7.656	10:40:21.753
7	1:23.564	+0.073	10:41:45.317
p8	2:44.456	+1:20.965	10:44:29.774
Best Tm: 1:23.491			

Lap	Lap Tm	Diff	Time of Day
(77) Stuart ABBOTT			
1	1:35.988	+11.453	10:32:58.519
2	1:29.270	+4.735	10:34:27.789
3	1:30.605	+6.070	10:35:58.394
4	1:29.820	+5.285	10:37:28.214
5	1:28.199	+3.664	10:38:56.413
6	1:26.254	+1.719	10:40:22.667
7	1:24.535	-	10:41:47.202
8	1:30.568	+6.033	10:43:17.770
9	1:24.966	+0.431	10:44:42.736
Best Tm: 1:24.535			

Lap	Lap Tm	Diff	Time of Day
(31) Barry ARMSTRONG			
1	1:37.219	+12.413	10:32:59.002
2	1:29.845	+5.039	10:34:28.847
3	1:29.705	+4.899	10:35:58.552
4	1:29.905	+5.099	10:37:28.457
5	1:28.356	+3.550	10:38:56.813
6	1:26.274	+1.468	10:40:23.087
7	1:24.806	-	10:41:47.893
8	1:30.252	+5.446	10:43:18.145
9	1:25.212	+0.406	10:44:43.357
10	1:26.320	+1.514	10:46:09.677
Best Tm: 1:24.806			

Lap	Lap Tm	Diff	Time of Day
(43) Jack SMITH			
1	1:34.178	+9.059	10:33:00.083
2	1:29.321	+4.202	10:34:29.404
3	1:29.484	+4.365	10:35:58.888
4	1:30.186	+5.067	10:37:29.074
5	1:28.174	+3.055	10:38:57.248
6	1:26.475	+1.356	10:40:23.723

Lap	Lap Tm	Diff	Time of Day
7	1:25.119	-	10:41:48.842
8	1:29.666	+4.547	10:43:18.508
9	1:26.141	+1.022	10:44:44.649
Best Tm: 1:25.119			

Lap	Lap Tm	Diff	Time of Day
(87) Jenny ANDERSON			
1	1:49.698	+23.784	10:33:33.228
2	1:36.184	+10.270	10:35:09.412
3	1:30.210	+4.296	10:36:39.622
4	1:27.780	+1.866	10:38:07.402
5	1:31.102	+5.188	10:39:38.504
6	1:26.473	+0.559	10:41:04.977
7	1:25.914	-	10:42:30.891
p8	3:25.209	+1:59.295	10:45:56.101
Best Tm: 1:25.914			

Lap	Lap Tm	Diff	Time of Day
(3) Richard GITTINGS			
1	1:43.326	+17.094	10:33:34.053
2	1:31.343	+5.111	10:35:05.396
3	1:28.329	+2.097	10:36:33.725
p4	1:58.276	+32.044	10:38:32.002
5	1:30.926	+4.694	10:40:02.928
6	1:28.482	+2.250	10:41:31.410
7	1:26.345	+0.113	10:42:57.755
8	1:26.309	+0.077	10:44:24.064
9	1:26.232	-	10:45:50.296
10	1:26.876	+0.644	10:47:17.172
Best Tm: 1:26.232			

Lap	Lap Tm	Diff	Time of Day
(26) Callum DAVIS			
1	1:44.837	+18.410	10:33:18.895
2	1:34.734	+8.307	10:34:53.629
3	1:27.344	+0.917	10:36:20.973
4	1:30.698	+4.271	10:37:51.671
5	1:30.569	+4.142	10:39:22.240
6	1:27.115	+0.688	10:40:49.355
7	1:27.783	+1.356	10:42:17.138
8	1:26.427	-	10:43:43.565
9	1:28.747	+2.320	10:45:12.312
10	1:30.086	+3.659	10:46:42.398
Best Tm: 1:26.427			

Lap	Lap Tm	Diff	Time of Day
(37) Ben ANDERSON			
1	1:39.267	+12.507	10:33:16.768
2	1:31.393	+4.633	10:34:48.161
3	1:29.204	+2.444	10:36:17.365
4	1:33.399	+6.639	10:37:50.764
p5	3:34.754	+2:07.994	10:41:25.519
6	1:33.945	+7.185	10:42:59.464
7	1:27.623	+0.863	10:44:27.087
8	1:26.760	-	10:45:53.847
9	1:28.227	+1.467	10:47:22.074
Best Tm: 1:26.760			

Lap	Lap Tm	Diff	Time of Day
(19) Freddie KENNEDY			
1	1:50.030	+19.002	10:33:33.941

Lap	Lap Tm	Diff	Time of Day
2	1:38.082	+7.054	10:35:12.023
3	1:33.395	+2.367	10:36:45.418
4	1:31.823	+0.795	10:38:17.241
5	1:33.437	+2.409	10:39:50.678
6	1:32.364	+1.336	10:41:23.042
7	1:31.417	+0.389	10:42:54.459
8	1:32.891	+1.863	10:44:27.350
9	1:31.028	-	10:45:58.378
Best Tm: 1:31.028			

Lap	Lap Tm	Diff	Time of Day
(9) John LORD			
1	1:50.353	+19.213	10:33:51.223
2	2:01.196	+30.056	10:35:52.419
3	1:39.854	+8.714	10:37:32.273
4	1:35.291	+4.151	10:39:07.564
5	1:34.740	+3.600	10:40:42.304
6	1:34.679	+3.539	10:42:16.983
7	1:33.550	+2.410	10:43:50.533
8	1:33.271	+2.131	10:45:23.804
9	1:31.140	-	10:46:54.944
Best Tm: 1:31.140			

Lap	Lap Tm	Diff	Time of Day
(8) Adam SAWARD			
1	1:37.821	+6.646	10:32:57.551
2	1:31.175	-	10:34:28.726
Best Tm: 1:31.175			

Lap	Lap Tm	Diff	Time of Day
(63) Samuel CREW			
1	1:59.525	+25.957	10:34:01.017
2	2:04.044	+30.476	10:36:05.061
3	1:49.840	+16.272	10:37:54.901
4	1:41.104	+7.536	10:39:36.005
5	1:36.304	+2.736	10:41:12.309
6	1:34.296	+0.728	10:42:46.605
7	1:33.568	-	10:44:20.173
8	1:47.691	+14.123	10:46:07.864
Best Tm: 1:33.568			

Lap	Lap Tm	Diff	Time of Day
(14) Adam WALKER			
1	1:56.381	+20.044	10:33:51.811
2	1:46.440	+10.103	10:35:38.251
3	1:40.443	+4.106	10:37:18.694
4	1:41.632	+5.295	10:39:00.326
5	1:44.889	+8.552	10:40:45.215
6	1:37.120	+0.783	10:42:22.335
7	1:40.740	+4.403	10:44:03.075
8	1:37.345	+1.008	10:45:40.420
9	1:36.337	-	10:47:16.757
Best Tm: 1:36.337			

Lap	Lap Tm	Diff	Time of Day
(33) Trev STAFFORD			
1	1:56.251	+19.551	10:33:43.072
2	1:48.371	+11.671	10:35:31.443
3	1:44.310	+7.610	10:37:15.753
4	1:44.546	+7.846	10:39:00.299
5	1:40.359	+3.659	10:40:40.658

BRSCC Clubmans Raceday

Formula Jedi Championship

Cadwell Park 2.173 Miles

Practice 4

10/06/2007 10:15

Practice

Lap	Lap Tm	Diff	Time of Day
6	1:40.714	+4.014	10:42:21.372
7	1:37.679	+0.979	10:43:59.051
8	1:36.700	-	10:45:35.751
9	1:39.196	+2.496	10:47:14.947
Best Tm: 1:36.700			

(45) Graham DYSON

1	2:00.421	+15.791	10:34:00.323
2	1:47.780	+3.150	10:35:48.103
3	1:44.630	-	10:37:32.733
Best Tm: 1:44.630			

(15) Len TURNER

1	2:00.889	+16.144	10:34:00.334
2	1:58.412	+13.667	10:35:58.746
3	1:53.689	+8.944	10:37:52.435
4	1:52.046	+7.301	10:39:44.481
5	1:48.677	+3.932	10:41:33.158
6	1:47.741	+2.996	10:43:20.899
7	1:44.745	-	10:45:05.644
8	1:47.050	+2.305	10:46:52.694
Best Tm: 1:44.745			

(50) Geoffrey COWELL

1	2:03.346	+10.004	10:33:57.776
2	2:00.356	+7.014	10:35:58.132
3	1:56.507	+3.165	10:37:54.639
4	1:57.309	+3.967	10:39:51.948
5	1:54.149	+0.807	10:41:46.097
6	1:53.342	-	10:43:39.439
7	1:54.296	+0.954	10:45:33.735
8	1:54.464	+1.122	10:47:28.199
Best Tm: 1:53.342			

(46) Vicky DYSON

Best Tm: ----

Lap Lap Tm Diff Time of Day

Lap Lap Tm Diff Time of Day

BRSCC Clubmans Raceday**Sorted on Best Lap time**

Alfashop Alfa Romeo Championship - A,B,C

Cadwell Park 2.173 Miles

Practice 5

10/06/2007 10:40

Practice

Pos	No.	Name	Make/Model	CC	Class Co	Laps	Best Tm	Diff	In Lap	2nd Best
1	98	Adie HAWKINS	Alfa Romeo 33	1750	ARA	4	1:36.827	-	4	1:38.748
2	69	Ian STAPLETON	Alfa Romeo GTV6	3900	ARA	9	1:37.013	+0.186	8	1:37.981
3	1	Tim LEWIS	Alfa Sud	2000	ARA	9	1:37.175	+0.348	8	1:37.303
4	51	Roger EVANS	Alfa Romeo GTV	2950	ARA	9	1:39.234	+2.407	7	1:40.094
5	11	Andy MILLAR	Alfa Romeo 33	1700	ARA	7	1:40.531	+3.704	7	1:40.749
6	25	Bryan SHRUBB	Alfa Romeo 33	1700	ARA	7	1:42.967	+6.140	7	1:45.548
7	97	Neil SMITH	Alfa Romeo 156	1970	ARB	9	1:43.264	+6.437	9	1:43.656
8	12	Chris SNOWDEN	Alfa Romeo 33	1910	ARA	5	1:43.792	+6.965	2	1:45.575
9	14	Andy PAGE	Alfa Romeo Giuliett:	1800	ARA	3	1:45.141	+8.314	3	1:47.199
10	18	Neville SIMPSON	Alfa Romeo Alfetta	2500	ARB	8	1:47.411	+10.584	8	1:48.444
11	44	Robin EYRE-MAUNSELL	Alfa Romeo 75	3000	ARA	8	1:49.851	+13.024	6	1:50.034
12	53	Graham SEAGER	Alfa Romeo 156	3000	ARC	8	1:50.007	+13.180	7	1:50.131
13	13	John POGSON	Alfa Romeo 155	3000	ARC	8	1:52.575	+15.748	8	1:52.963
14	50	Gareth HAYWOOD	Alfa Romeo 147	2500	ARB	7	2:04.900	+28.073	7	2:06.121

BRSCC Clubmans Raceday

Alfashop Alfa Romeo Championship - A,B,C

Cadwell Park 2.173 Miles

Practice 5

10/06/2007 10:40

Practice

Lap	Lap Tm	Diff	Time of Day
(98) Adie HAWKINS			
1	1:49.592	+12.765	11:00:53.714
2	1:39.871	+3.044	11:02:33.585
3	1:38.748	+1.921	11:04:12.333
4	1:36.827	-	11:05:49.160
Best Tm: 1:36.827			

Lap	Lap Tm	Diff	Time of Day
(69) Ian STAPLETON			
1	2:01.877	+24.864	11:01:33.881
2	1:46.677	+9.664	11:03:20.558
3	1:41.490	+4.477	11:05:02.048
4	1:39.888	+2.875	11:06:41.936
5	1:41.983	+4.970	11:08:23.919
6	1:37.981	+0.968	11:10:01.900
7	1:38.112	+1.099	11:11:40.012
8	1:37.013	-	11:13:17.025
9	1:38.555	+1.542	11:14:55.580
Best Tm: 1:37.013			

Lap	Lap Tm	Diff	Time of Day
(1) Tim LEWIS			
1	1:53.021	+15.846	11:01:14.168
2	1:42.846	+5.671	11:02:57.014
3	1:40.419	+3.244	11:04:37.433
4	1:38.207	+1.032	11:06:15.640
5	1:38.569	+1.394	11:07:54.209
6	1:39.220	+2.045	11:09:33.429
7	1:37.303	+0.128	11:11:10.732
8	1:37.175	-	11:12:47.907
9	1:38.936	+1.761	11:14:26.843
Best Tm: 1:37.175			

Lap	Lap Tm	Diff	Time of Day
(51) Roger EVANS			
1	1:54.852	+15.618	11:00:52.472
2	1:44.309	+5.075	11:02:36.781
3	1:41.916	+2.682	11:04:18.697
4	1:41.547	+2.313	11:06:00.244
5	1:41.099	+1.865	11:07:41.343
6	1:42.614	+3.380	11:09:23.957
7	1:39.234	-	11:11:03.191
8	1:51.759	+12.525	11:12:54.950
9	1:40.094	+0.860	11:14:35.044
Best Tm: 1:39.234			

Lap	Lap Tm	Diff	Time of Day
(11) Andy MILLAR			
1	2:01.190	+20.659	11:01:34.060
2	1:47.549	+7.018	11:03:21.609
3	1:45.296	+4.765	11:05:06.905
4	1:42.512	+1.981	11:06:49.417
5	1:40.749	+0.218	11:08:30.166
6	1:46.538	+6.007	11:10:16.704
7	1:40.531	-	11:11:57.235
Best Tm: 1:40.531			

Lap	Lap Tm	Diff	Time of Day
(25) Bryan SHRUBB			
1			

Lap	Lap Tm	Diff	Time of Day
1	2:03.725	+20.758	11:01:05.101
2	1:51.361	+8.394	11:02:56.462
3	1:50.899	+7.932	11:04:47.361
4	1:53.878	+10.911	11:06:41.239
5	1:45.548	+2.581	11:08:26.787
6	4:44.554	+3:01.587	11:13:11.341
7	1:42.967	-	11:14:54.308
Best Tm: 1:42.967			

Lap	Lap Tm	Diff	Time of Day
(97) Neil SMITH			
1	1:53.949	+10.685	11:00:43.521
2	1:49.599	+6.335	11:02:33.120
3	1:47.951	+4.687	11:04:21.071
4	1:45.163	+1.899	11:06:06.234
5	1:45.760	+2.496	11:07:51.994
6	1:45.693	+2.429	11:09:37.687
7	1:44.704	+1.440	11:11:22.391
8	1:43.656	+0.392	11:13:06.047
9	1:43.264	-	11:14:49.311
Best Tm: 1:43.264			

Lap	Lap Tm	Diff	Time of Day
(12) Chris SNOWDEN			
1	1:56.329	+12.537	11:01:02.000
2	1:43.792	-	11:02:45.792
3	2:01.267	+17.475	11:04:47.059
4	1:51.156	+7.364	11:06:38.215
5	1:45.575	+1.783	11:08:23.790
Best Tm: 1:43.792			

Lap	Lap Tm	Diff	Time of Day
(14) Andy PAGE			
1	1:53.990	+8.849	11:01:23.274
2	1:47.199	+2.058	11:03:10.473
3	1:45.141	-	11:04:55.614
Best Tm: 1:45.141			

Lap	Lap Tm	Diff	Time of Day
(18) Neville SIMPSON			
1	1:58.807	+11.396	11:01:28.391
2	1:52.243	+4.832	11:03:20.634
3	1:50.306	+2.895	11:05:10.940
4	1:51.107	+3.696	11:07:02.047
5	1:51.625	+4.214	11:08:53.672
6	1:48.444	+1.033	11:10:42.116
7	1:49.358	+1.947	11:12:31.474
8	1:47.411	-	11:14:18.885
Best Tm: 1:47.411			

Lap	Lap Tm	Diff	Time of Day
(44) Robin EYRE-MAUNSELL			
1	2:00.325	+10.474	11:01:21.693
2	1:55.371	+5.520	11:03:17.064
3	1:51.090	+1.239	11:05:08.154
4	1:52.825	+2.974	11:07:00.979
5	1:50.588	+0.737	11:08:51.567
6	1:49.851	-	11:10:41.418
7	1:51.660	+1.809	11:12:33.078
8	1:50.034	+0.183	11:14:23.112
Best Tm: 1:49.851			

Lap	Lap Tm	Diff	Time of Day
(53) Graham SEAGER			
1	2:19.127	+29.120	11:01:48.342
2	2:03.021	+13.014	11:03:51.363
3	1:54.841	+4.834	11:05:46.204
4	1:55.431	+5.424	11:07:41.635
5	1:52.136	+2.129	11:09:33.771
6	1:52.496	+2.489	11:11:26.267
7	1:50.007	-	11:13:16.274
8	1:50.131	+0.124	11:15:06.405
Best Tm: 1:50.007			

Lap	Lap Tm	Diff	Time of Day
(13) John POGSON			
1	2:08.262	+15.687	11:01:12.258
2	1:59.198	+6.623	11:03:11.456
3	1:56.066	+3.491	11:05:07.522
4	1:54.242	+1.667	11:07:01.764
5	1:54.082	+1.507	11:08:55.846
6	1:52.963	+0.388	11:10:48.809
7	1:53.668	+1.093	11:12:42.477
8	1:52.575	-	11:14:35.052
Best Tm: 1:52.575			

Lap	Lap Tm	Diff	Time of Day
(50) Gareth HAYWOOD			
1	2:24.721	+19.821	11:01:47.416
2	2:14.462	+9.562	11:04:01.878
3	2:13.567	+8.667	11:06:15.445
4	2:08.634	+3.734	11:08:24.079
5	2:09.139	+4.239	11:10:33.218
6	2:06.121	+1.221	11:12:39.339
7	2:04.900	-	11:14:44.239
Best Tm: 2:04.900			

BRSCC Clubmans Raceday**Sorted on Best Lap time**

LMA Euro Saloon Car Championship - C,D,E

Cadwell Park 2.173 Miles

Practice 6

10/06/2007 11:05

Practice

Pos	No.	Name	Make/Model	CC	Class Co	Laps	Best Tm	Diff	In Lap	2nd Best
1	2	Simon TAYLOR	Honda Civic Vtec	2000	ESD	9	1:41.720	-	8	1:42.098
2	88	David HINDE	Vauxhall Vectra	2500	ESC	6	1:42.941	+1.221	3	1:44.333
3	99	Ian CRAIG	BMW M3	2998	ESC	8	1:43.953	+2.233	8	1:45.158
4	9	David ROBERTS	Rover Tomcat	1994	ESC	8	1:44.468	+2.748	8	1:44.860
5	78	Simon PARKER	Vauxhall 220	2000	ESC	8	1:44.888	+3.168	7	1:45.242
6	8	Alan WILSHIRE	Honda Integra	1800	ESD	8	1:45.043	+3.323	8	1:46.141
7	57	Jim MEPHAM	Renault Megane	1990	ESD	7	1:46.248	+4.528	6	1:48.747
8	72	Stephen PEARCY	Rover 220	2000	ESC	8	1:46.928	+5.208	3	1:47.274
9	60	Mark HAMMERSLEY	Ford Fiesta	1300	ESE	8	1:49.014	+7.294	8	1:49.610
10	40	Simon JACKSON	Vauxhall Nova Gsi	1600	ESE	6	1:51.164	+9.444	6	1:52.865
11	17	Jason NEWMAN	Peugeot 306	1905	ESD	7	1:55.624	+13.904	5	1:55.866
12	87	Yaser ALMAGHNBI	Renault Clio	1998	ESD	7	1:59.040	+17.320	7	2:02.098
13	20	Chris BROGDEN	Fiat Uno	1498	ESE	2	2:06.746	+25.026	2	2:22.935

BRSCC Clubmans Raceday

LMA Euro Saloon Car Championship - C,D,E

Cadwell Park 2.173 Miles

Practice 6

10/06/2007 11:05

Practice

Lap	Lap Tm	Diff	Time of Day
(2) Simon TAYLOR			
1	1:53.704	+11.984	11:26:06.196
2	1:45.292	+3.572	11:27:51.488
3	1:42.750	+1.030	11:29:34.238
4	1:45.066	+3.346	11:31:19.304
5	1:42.848	+1.128	11:33:02.152
6	1:42.891	+1.171	11:34:45.043
7	1:42.308	+0.588	11:36:27.351
8	1:41.720	-	11:38:09.071
9	1:42.098	+0.378	11:39:51.169
Best Tm: 1:41.720			

Lap	Lap Tm	Diff	Time of Day
(88) David HINDE			
1	2:00.700	+17.759	11:26:04.176
2	1:46.713	+3.772	11:27:50.889
3	1:42.941	-	11:29:33.830
4	1:46.367	+3.426	11:31:20.197
5	1:44.333	+1.392	11:33:04.530
6	1:56.899	+13.958	11:35:01.429
Best Tm: 1:42.941			

Lap	Lap Tm	Diff	Time of Day
(99) Ian CRAIG			
1	1:52.256	+8.303	11:26:09.628
2	1:46.933	+2.980	11:27:56.561
3	1:47.715	+3.762	11:29:44.276
4	1:45.835	+1.882	11:31:30.111
5	1:45.158	+1.205	11:33:15.269
6	1:46.848	+2.895	11:35:02.117
7	2:00.488	+16.535	11:37:02.605
8	1:43.953	-	11:38:46.558
Best Tm: 1:43.953			

Lap	Lap Tm	Diff	Time of Day
(9) David ROBERTS			
1	2:03.321	+18.853	11:25:58.195
2	1:47.667	+3.199	11:27:45.862
3	1:44.860	+0.392	11:29:30.722
4	1:46.574	+2.106	11:31:17.296
5	1:45.895	+1.427	11:33:03.191
6	1:54.293	+9.825	11:34:57.484
7	1:45.369	+0.901	11:36:42.853
8	1:44.468	-	11:38:27.321
Best Tm: 1:44.468			

Lap	Lap Tm	Diff	Time of Day
(78) Simon PARKER			
1	1:57.417	+12.529	11:26:06.062
2	1:49.841	+4.953	11:27:55.903
3	1:47.066	+2.178	11:29:42.969
4	1:49.372	+4.484	11:31:32.341
5	1:47.198	+2.310	11:33:19.539
6	1:45.242	+0.354	11:35:04.781
7	1:44.888	-	11:36:49.669
8	1:46.864	+1.976	11:38:36.533
Best Tm: 1:44.888			

Lap	Lap Tm	Diff	Time of Day
(8) Alan WILSHIRE			

Lap	Lap Tm	Diff	Time of Day
1	1:58.468	+13.425	11:26:04.854
2	1:50.075	+5.032	11:27:54.929
3	1:50.831	+5.788	11:29:45.760
4	1:49.228	+4.185	11:31:34.988
5	1:47.353	+2.310	11:33:22.341
6	1:47.236	+2.193	11:35:09.577
7	1:46.141	+1.098	11:36:55.718
8	1:45.043	-	11:38:40.761
Best Tm: 1:45.043			

Lap	Lap Tm	Diff	Time of Day
(57) Jim MEPHAM			
1	2:22.892	+36.644	11:26:55.743
2	2:08.507	+22.259	11:29:04.250
3	2:04.731	+18.483	11:31:08.981
4	1:52.622	+6.374	11:33:01.603
5	1:48.960	+2.712	11:34:50.563
6	1:46.248	-	11:36:36.811
7	1:48.747	+2.499	11:38:25.558
Best Tm: 1:46.248			

Lap	Lap Tm	Diff	Time of Day
(72) Stephen PEARCY			
1	2:25.649	+38.721	11:26:44.212
2	1:57.213	+10.285	11:28:41.425
3	1:46.928	-	11:30:28.353
4	1:47.728	+0.800	11:32:16.081
5	1:50.318	+3.390	11:34:06.399
6	1:47.985	+1.057	11:35:54.384
7	1:47.274	+0.346	11:37:41.658
8	1:52.513	+5.585	11:39:34.171
Best Tm: 1:46.928			

Lap	Lap Tm	Diff	Time of Day
(60) Mark HAMMERSLEY			
1	1:59.161	+10.147	11:26:09.267
2	2:05.252	+16.238	11:28:14.519
3	1:51.599	+2.585	11:30:06.118
4	1:50.784	+1.770	11:31:56.902
5	1:50.660	+1.646	11:33:47.562
6	1:49.610	+0.596	11:35:37.172
7	1:50.569	+1.555	11:37:27.741
8	1:49.014	-	11:39:16.755
Best Tm: 1:49.014			

Lap	Lap Tm	Diff	Time of Day
(40) Simon JACKSON			
1	2:24.169	+33.005	11:26:57.784
2	2:11.669	+20.505	11:29:09.453
p3	4:03.619	+2:12.455	11:33:13.073
4	2:01.880	+10.716	11:35:14.953
5	1:52.865	+1.701	11:37:07.818
6	1:51.164	-	11:38:58.982
Best Tm: 1:51.164			

Lap	Lap Tm	Diff	Time of Day
(17) Jason NEWMAN			
1	2:24.232	+28.608	11:26:49.473
2	1:58.826	+3.202	11:28:48.299
3	1:59.096	+3.472	11:30:47.395

Lap	Lap Tm	Diff	Time of Day
4	1:56.994	+1.370	11:32:44.389
5	1:55.624	-	11:34:40.013
6	1:55.866	+0.242	11:36:35.879
7	1:56.174	+0.550	11:38:32.053
Best Tm: 1:55.624			

Lap	Lap Tm	Diff	Time of Day
(87) Yaser ALMAGHNB			
1	2:25.369	+26.329	11:26:49.460
2	2:13.005	+13.965	11:29:02.465
3	2:18.098	+19.058	11:31:20.563
4	2:08.916	+9.876	11:33:29.479
5	2:03.341	+4.301	11:35:32.820
6	2:02.098	+3.058	11:37:34.918
7	1:59.040	-	11:39:33.958
Best Tm: 1:59.040			

Lap	Lap Tm	Diff	Time of Day
(20) Chris BROGDEN			
1	2:22.935	+16.189	11:26:49.962
2	2:06.746	-	11:28:56.708
Best Tm: 2:06.746			

BRSCC Clubmans Raceday

Sorted on Laps

Alfashop Alfa Romeo Championship - D,E

Cadwell Park 2.173 Miles

Race 1 (First Race)

10/06/2007 11:30

Race (20:00 Time)

Pos	No.	Name	Make/Model	CC	Class C	Laps	Total Tm	Diff	Avg. Speed	Best Tm	1 Lap
1	40	Mark JAMES	Alfa Romeo 33	1700	ARD	11	20:30.853	-	69.911	1:49.195	11
2	87	Nikolaos MANTIKAS	Alfa Romeo 33	1700	ARD	11	20:31.540	+0.687	69.872	1:48.919	11
3	54	Richard SALT	Alfa Romeo 33	1712	ARD	11	20:50.887	+20.034	68.792	1:51.369	8
4	16	Simon HAMPTON	Alfa Romeo 33	1700	ARD	11	20:59.625	+28.772	68.315	1:51.031	8
5	96	Emma KARWACKI	Alfa Romeo 33	1700	ARD	11	21:00.699	+29.846	68.256	1:51.101	11
6	45	Phil DONAGHY	Alfa Romeo 145	2000	ARE	11	21:04.109	+33.256	68.072	1:52.016	10
7	62	Chris HEALEY	Alfa Romeo 33	1700	ARD	11	21:21.466	+50.613	67.150	1:53.309	10
8	5	Ray FOLEY	Alfa Romeo 156	2000	ARE	11	21:24.604	+53.751	66.986	1:53.503	11
9	84	Paul BUCKLEY	Alfa Romeo 156	1970	ARE	11	21:25.183	+54.330	66.956	1:51.202	10
10	8	Keith WILLIAMS	Alfa Romeo 145	2000	ARE	11	21:25.245	+54.392	66.953	1:53.839	11
11	47	Graham HEELS	Alfa Romeo 146	2000	ARE	11	21:39.288	1:08.435	66.229	1:54.340	2
12	26	Chris BENTLEY	Alfa Romeo 146	2000	ARD	11	21:40.181	1:09.328	66.184	1:54.397	10
13	75	Peter Guy L'AMIE	Alfa Romeo 75	2000	ARD	11	21:42.440	1:11.587	66.069	1:52.804	10
14	78	Tom ALLEN	Alfa Romeo 75	2000	ARD	11	22:00.222	1:29.369	65.179	1:55.087	10
15	39	Sarah HEELS	Alfa Romeo 156	2000	ARE	11	22:25.051	1:54.198	63.976	1:58.664	7
16	43	Ian FISHER	Alfa Romeo 156	1970	ARE	10	21:11.688	1 Lap	61.515	2:02.655	7
17	24	Phil ASTELL	Alfa Romeo 33	1700	ARD	10	22:20.500	1:08.812	58.357	1:49.750	2

Not classified

DNF	34	David HUGHES	Alfa Romeo 156	2000	ARE	3	5:59.412	-	65.296	1:54.339	2
DNF	74	Andy INMAN	Alfa Romeo 156	2000	ARE	1	2:26.853	-	53.269	2:19.039	1
DNF	17	Andrew CHILDS	Alfa Romeo 75	2000	ARD	0	8.399	-	-	--	0

Margin of Victory	Avg. Speed	Best Lap Tm	Best Spd	Best Lap by
+0.687	69.911	1:48.919	71.822	[87] Nikolaos MANTIKAS

Printed: 11/06/2007 16:20:45

1 Motorsports Automatic Race Timing (SMART)

Chief Timekeeper - Ian Sharp

Orbits 3

Clerk of the Course

www.amb-it.com

Sig.

Time

www.mylaps.com

Results can be downloaded at www.smart-timing.co.uk

BRSCC Clubmans Raceday

Alfashop Alfa Romeo Championship - D,E

Cadwell Park 2.173 Miles

Race 1 (First Race)

10/06/2007 11:30

Race (20:00 Time)

Lap	Lap Tm	Diff	Time of Day
(40) Mark JAMES			
1	1:57.136	+7.941	12:03:46.781
2	1:49.358	+0.163	12:05:36.139
3	1:57.138	+7.943	12:07:33.277
4	1:53.094	+3.899	12:09:26.371
5	1:52.082	+2.887	12:11:18.453
6	1:50.895	+1.700	12:13:09.348
7	1:50.256	+1.061	12:14:59.604
8	1:49.911	+0.716	12:16:49.515
9	1:49.327	+0.132	12:18:38.842
10	1:49.404	+0.209	12:20:28.246
11	1:49.195	-	12:22:17.441
Best Tm: 1:49.195			

Lap	Lap Tm	Diff	Time of Day
(87) Nikolaos MANTIKAS			
1	1:57.897	+8.978	12:03:48.857
2	1:52.199	+3.280	12:05:41.056
3	1:52.851	+3.932	12:07:33.907
4	1:52.651	+3.732	12:09:26.558
5	1:52.886	+3.967	12:11:19.444
6	1:50.845	+1.926	12:13:10.289
7	1:49.780	+0.861	12:15:00.069
8	1:50.406	+1.487	12:16:50.475
9	1:49.086	+0.167	12:18:39.561
10	1:49.648	+0.729	12:20:29.209
11	1:48.919	-	12:22:18.128
Best Tm: 1:48.919			

Lap	Lap Tm	Diff	Time of Day
(54) Richard SALT			
1	1:59.039	+7.670	12:03:47.920
2	1:51.661	+0.292	12:05:39.581
3	1:53.532	+2.163	12:07:33.113
4	1:55.682	+4.313	12:09:28.795
5	1:53.853	+2.484	12:11:22.648
6	1:52.682	+1.313	12:13:15.330
7	1:51.706	+0.337	12:15:07.036
8	1:51.369	-	12:16:58.405
9	1:51.642	+0.273	12:18:50.047
10	1:52.683	+1.314	12:20:42.730
11	1:54.745	+3.376	12:22:37.475
Best Tm: 1:51.369			

Lap	Lap Tm	Diff	Time of Day
(16) Simon HAMPTON			
1	2:00.625	+9.594	12:03:50.905
2	1:52.540	+1.509	12:05:43.445
3	1:55.770	+4.739	12:07:39.215
4	1:58.318	+7.287	12:09:37.533
5	1:55.641	+4.610	12:11:33.174
6	1:53.085	+2.054	12:13:26.259
7	1:52.984	+1.953	12:15:19.243
8	1:51.031	-	12:17:10.274
9	1:52.299	+1.268	12:19:02.573
10	1:52.233	+1.202	12:20:54.806
11	1:51.407	+0.376	12:22:46.213
Best Tm: 1:51.031			

Lap	Lap Tm	Diff	Time of Day
(96) Emma KARWACKI			
1	2:04.244	+13.042	12:03:56.986

Lap	Lap Tm	Diff	Time of Day
(45) Phil DONAGHY			
1	1:58.700	+7.599	12:03:48.302
2	1:52.171	+1.070	12:05:40.473
3	1:54.368	+3.267	12:07:34.841
4	1:56.425	+5.324	12:09:31.266
5	1:57.321	+6.220	12:11:28.587
6	1:54.826	+3.725	12:13:23.413
7	1:53.420	+2.319	12:15:16.833
8	1:52.604	+1.503	12:17:09.437
9	1:52.441	+1.340	12:19:01.878
10	1:54.308	+3.207	12:20:56.186
11	1:51.101	-	12:22:47.287
Best Tm: 1:51.101			

Lap	Lap Tm	Diff	Time of Day
(62) Chris HEALEY			
1	2:00.038	+8.022	12:03:51.280
2	1:52.613	+0.597	12:05:43.893
3	1:54.329	+2.313	12:07:38.222
4	1:58.782	+6.766	12:09:37.004
5	1:55.591	+3.575	12:11:32.595
6	1:55.011	+2.995	12:13:27.606
7	1:53.026	+1.010	12:15:20.632
8	1:53.056	+1.040	12:17:13.688
9	1:52.694	+0.678	12:19:06.382
10	1:52.016	-	12:20:58.398
11	1:52.299	+0.283	12:22:50.697
Best Tm: 1:52.016			

Lap	Lap Tm	Diff	Time of Day
(5) Ray FOLEY			
1	2:01.995	+8.686	12:03:52.328
2	1:54.261	+0.952	12:05:46.589
3	1:54.909	+1.600	12:07:41.498
4	2:03.323	+10.014	12:09:44.821
5	1:55.699	+2.390	12:11:40.520
6	1:55.202	+1.893	12:13:35.722
7	1:54.818	+1.509	12:15:30.540
8	1:55.671	+2.362	12:17:26.211
9	1:53.731	+0.422	12:19:19.942
10	1:53.309	-	12:21:13.251
11	1:54.803	+1.494	12:23:08.054
Best Tm: 1:53.309			

Lap	Lap Tm	Diff	Time of Day
(84) Paul BUCKLEY			
1	2:02.089	+8.586	12:03:53.734
2	1:54.358	+0.855	12:05:48.092
3	1:54.996	+1.493	12:07:43.088
4	2:02.855	+9.352	12:09:45.943
5	1:56.367	+2.864	12:11:42.310
6	1:56.720	+3.217	12:13:39.030
7	1:55.368	+1.865	12:15:34.398
8	1:54.420	+0.917	12:17:28.818
9	1:54.442	+0.939	12:19:23.260
10	1:54.429	+0.926	12:21:17.689
11	1:53.503	-	12:23:11.192
Best Tm: 1:53.503			

Lap	Lap Tm	Diff	Time of Day
(84) Paul BUCKLEY			
1	2:04.244	+13.042	12:03:56.986

Lap	Lap Tm	Diff	Time of Day
(8) Keith WILLIAMS			
2	2:01.537	+10.335	12:05:58.523
3	1:59.606	+8.404	12:07:58.129
4	2:01.016	+9.814	12:09:59.145
5	1:55.069	+3.867	12:11:54.214
6	1:55.676	+4.474	12:13:49.890
7	1:53.740	+2.538	12:15:43.630
8	1:52.612	+1.410	12:17:36.242
9	1:52.797	+1.595	12:19:29.039
10	1:51.202	-	12:21:20.241
11	1:51.530	+0.328	12:23:11.771
Best Tm: 1:51.202			

Lap	Lap Tm	Diff	Time of Day
(87) Keith WILLIAMS			
1	2:02.666	+8.827	12:03:54.193
2	1:54.427	+0.588	12:05:48.620
3	1:55.134	+1.295	12:07:43.754
4	2:02.569	+8.730	12:09:46.323
5	1:56.515	+2.676	12:11:42.838
6	1:56.547	+2.708	12:13:39.385
7	1:55.515	+1.676	12:15:34.900
8	1:54.374	+0.535	12:17:29.274
9	1:54.405	+0.566	12:19:23.679
10	1:54.315	+0.476	12:21:17.994
11	1:53.839	-	12:23:11.833
Best Tm: 1:53.839			

Lap	Lap Tm	Diff	Time of Day
(47) Graham HEELS			
1	2:03.343	+9.003	12:03:55.341
2	1:54.340	-	12:05:49.681
3	1:57.361	+3.021	12:07:47.042
4	2:01.719	+7.379	12:09:48.761
5	1:58.388	+4.048	12:11:47.149
6	1:55.657	+1.317	12:13:42.806
7	1:56.738	+2.398	12:15:39.544
8	1:56.115	+1.775	12:17:35.659
9	1:56.803	+2.463	12:19:32.462
10	1:56.830	+2.490	12:21:29.292
11	1:56.584	+2.244	12:23:25.876
Best Tm: 1:54.340			

Lap	Lap Tm	Diff	Time of Day
(26) Chris BENTLEY			
1	2:05.267	+10.870	12:03:56.583
2	2:01.086	+6.689	12:05:57.669
3	2:00.144	+5.747	12:07:57.813
4	1:59.168	+4.771	12:09:56.981
5	1:56.511	+2.114	12:11:53.492
6	1:56.064	+1.667	12:13:49.556
7	1:56.822	+2.425	12:15:46.378
8	1:55.985	+1.588	12:17:42.363
9	1:55.385	+0.988	12:19:37.748
10	1:54.397	-	12:21:32.145
11	1:54.624	+0.227	12:23:26.769
Best Tm: 1:54.397			

Lap	Lap Tm	Diff	Time of Day
(75) Peter Guy L'AMIE			
1	2:08.392	+15.588	12:04:02.934
2	2:08.467	+15.663	12:06:11.401
3	1:58.414	+5.610	12:08:09.815

BRSCC Clubmans Raceday

Alfashop Alfa Romeo Championship - D,E

Cadwell Park 2.173 Miles

Race 1 (First Race)

10/06/2007 11:30

Race (20:00 Time)

Lap	Lap Tm	Diff	Time of Day
4	2:00.270	+7.466	12:10:10.085
5	1:56.168	+3.364	12:12:06.253
6	1:53.891	+1.087	12:14:00.144
7	1:53.689	+0.885	12:15:53.833
8	1:53.825	+1.021	12:17:47.658
9	1:53.890	+1.086	12:19:41.548
10	1:52.804	-	12:21:34.352
11	1:54.676	+1.872	12:23:29.028

Best Tm: 1:52.804

(78) Tom ALLEN

1	2:07.323	+12.236	12:04:00.778
2	1:59.525	+4.438	12:06:00.303
3	1:59.725	+4.638	12:08:00.028
4	2:11.456	+16.369	12:10:11.484
5	1:57.355	+2.268	12:12:08.839
6	1:58.089	+3.002	12:14:06.928
7	1:57.118	+2.031	12:16:04.046
8	1:56.148	+1.061	12:18:00.194
9	1:55.708	+0.621	12:19:55.902
10	1:55.087	-	12:21:50.989
11	1:55.821	+0.734	12:23:46.810

Best Tm: 1:55.087

(39) Sarah HEELS

1	2:09.827	+11.163	12:04:02.242
2	2:00.329	+1.665	12:06:02.571
3	2:01.027	+2.363	12:08:03.598
4	2:05.691	+7.027	12:10:09.289
5	2:01.751	+3.087	12:12:11.040
6	2:00.705	+2.041	12:14:11.745
7	1:58.664	-	12:16:10.409
8	1:59.399	+0.735	12:18:09.808
9	2:00.289	+1.625	12:20:10.097
10	2:00.183	+1.519	12:22:10.280
11	2:01.359	+2.695	12:24:11.639

Best Tm: 1:58.664

(43) Ian FISHER

1	2:07.823	+5.168	12:04:03.729
2	2:06.057	+3.402	12:06:09.786
3	2:07.290	+4.635	12:08:17.076
4	2:10.787	+8.132	12:10:27.863
5	2:07.619	+4.964	12:12:35.482
6	2:04.379	+1.724	12:14:39.861
7	2:02.655	-	12:16:42.516
8	2:04.804	+2.149	12:18:47.320
9	2:03.289	+0.634	12:20:50.609
10	2:07.667	+5.012	12:22:58.276

Best Tm: 2:02.655

(24) Phil ASTELL

1	1:56.724	+6.974	12:03:45.532
2	1:49.750	-	12:05:35.282
3	2:03.159	+13.409	12:07:38.441
4	2:04.805	+15.055	12:09:43.246
5	1:56.493	+6.743	12:11:39.739
p6	4:55.418	+3:05.668	12:16:35.158

Lap	Lap Tm	Diff	Time of Day
7	1:55.570	+5.820	12:18:30.728
8	1:51.456	+1.706	12:20:22.184
9	1:51.986	+2.236	12:22:14.170
10	1:52.918	+3.168	12:24:07.088

Best Tm: 1:49.750

(34) David HUGHES

1	2:03.981	+9.642	12:03:56.409
2	1:54.339	-	12:05:50.748
3	1:55.252	+0.913	12:07:46.000

Best Tm: 1:54.339

(74) Andy INMAN

1	2:19.039	-	12:04:13.441
---	-----------------	---	--------------

Best Tm: 2:19.039

(17) Andrew CHILDS

Best Tm: -:-:-

Lap	Lap Tm	Diff	Time of Day
-----	--------	------	-------------


Alfashop Alfa Romeo Championship - D,E

Cadwell Park 2.173 Miles

Race 1 (First Race)

10/06/2007 11:30

Race (20:00 Time)



Competitors	Laps											
	0	1	2	3	4	5	6	7	8	9	10	11
Phil ASTELL (24)	1	24	24	24	54	40	40	40	40	40	40	40
Richard SALT (54)	2	54	40	40	40	87	87	87	87	87	87	87
Emma KARWACKI (96)	3	96	54	54	87	54	54	54	54	54	54	54
Mark JAMES (40)	4	40	96	96	96	96	96	96	96	96	16	16
Simon HAMPTON (16)	5	16	87	87	45	45	45	16	16	16	16	96
Chris HEALEY (62)	6	62	16	16	24	16	16	45	45	45	45	45
Nikolaos MANTIKAS (87)	7	87	45	45	16	24	24	62	62	62	62	62
Phil DONAGHY (45)	8	45	62	62	62	62	5	5	5	5	5	5
Chris BENTLEY (26)	9	26	5	5	5	5	5	8	8	8	8	84
Keith WILLIAMS (8)	10	8	8	8	8	8	8	47	47	47	84	84
Ray FOLEY (5)	11	5	47	47	34	47	47	26	84	84	47	47
Graham HEELS (47)	12	47	34	34	47	26	26	84	26	26	26	26
Sarah HEELS (39)	13	39	26	26	26	84	84	75	75	75	75	75
David HUGHES (34)	14	34	84	84	84	39	75	78	78	78	78	78
Paul BUCKLEY (84)	15	84	78	78	78	75	78	39	39	39	39	39
Tom ALLEN (78)	16	78	39	39	39	78	39	43	43	43	43	43
Andy INMAN (74)	17	74	75	43	75	43	43	24	24	24	24	24
Peter Guy L'AMIE (75)	18	75	43	75	43							
Andrew CHILDS (17)	19	17	74									
Ian FISHER (43)	20	43										

BRSCC Clubmans Raceday**Sorted on Laps****LMA Euro Saloon Car Championship - A, B****Cadwell Park 2.173 Miles****Race 2****10/06/2007 12:50****Race (20:00 Time)**

Pos	No.	Name	Make/Model	CC	Class C	Laps	Total Tm	Diff	Avg. Speed	Best Tm	1 Lap
1	3	Mal DAVISON	Noble M400	3000	ESA	7	11:25.250	-	79.912	1:34.387	7
2	11	Peter CHALLIS	Nissan Primera	2000	ESA	7	11:28.018	+2.768	79.590	1:34.495	7
3	82	Jos RONCHETTI	Sunbeam Lotus	2580	ESB	7	11:30.315	+5.065	79.325	1:35.272	6
4	33	Steven TAYLOR	Lotus Exige	1900	ESB	7	11:44.997	+19.747	77.673	1:35.867	7
5	84	Richard HAWKEN	Nissan Primera	2000	ESA	7	12:02.132	+36.882	75.830	1:40.123	7
6	7	John HAMMERSLEY	Vauxhall Cavalier ST	2000	ESB	7	12:03.872	+38.622	75.648	1:40.040	7
7	45	Douglas ELLWOOD	Marsoc Mantis	4600	ESB	7	12:16.535	+51.285	74.347	1:41.203	7
8	63	Tony SOPER	Harrier LR9	1995	ESA	7	12:17.317	+52.067	74.269	1:40.996	7
9	81	Andy THOMPSON	Seat Leon	2000	ESB	7	12:17.796	+52.546	74.220	1:41.134	7
10	25	Derek HALE	Honda Accord ST	2000	ESA	7	12:21.061	+55.811	73.893	1:41.459	7
11	35	David PIERCE	Renault Clio Cup	2000	ESB	7	12:23.587	+58.337	73.642	1:43.415	3
12	12	Fergus TRENHOLME	Renault Clio Cup	2000	ESB	7	12:26.050	1:00.800	73.399	1:44.453	3
13	47	Nick WILLIAMSON	Ford Escort Cosworth	2000	ESA	7	12:30.411	1:05.161	72.973	1:38.402	3
14	62	Bernard HOGARTH	Ford Mondeo	1998	ESA	7	12:34.453	1:09.203	72.582	1:43.758	5
15	22	Anthony ALLITT	Renault Clio Cup	2000	ESB	7	12:36.362	1:11.112	72.399	1:46.260	7
16	32	Stephen OLIVER	Lotus Elise	1800	ESB	7	12:36.927	1:11.677	72.345	1:45.638	5
17	69	Tim MORGAN-BARRETT	Vauxhall VX220	1988	ESB	6	11:37.165	1 Lap	67.325	1:52.459	4
18	89	Jason TARLING	Renault Clio Cup	2000	ESB	6	11:38.699	+1.534	67.177	1:53.059	5

Not classified

DQ	90	Richard GOULD	Noble M400	3000	ESA	7	12:00.621	-	75.989	1:38.350	7
----	----	---------------	------------	------	-----	---	-----------	---	--------	----------	---

Announcements

New Track Record (1:35.272) for BRSCC Euro Sal. (B) by Jos RONCHETTI.

New Track Record (1:34.495) for BRSCC Euro Sal. (A) by Peter CHALLIS.

Red Flag at 12:23 - Result declared at 7 laps.

Car No.90 not classified.

Margin of Victory	Avg. Speed	Best Lap Tm	Best Spd	Best Lap by
+2.768	79.912	1:34.387	82.880	[3] Mal DAVISON

Printed: 11/06/2007 16:21:58**1 Motorsports Automatic Race Timing (SMART)**

Chief Timekeeper - Ian Sharp

Orbits 3

Clerk of the Course

www.amb-it.com

Sig.

Time

www.mylaps.com

Results can be downloaded at www.smart-timing.co.uk

Page 1/1

BRSCC Clubmans Raceday

LMA Euro Saloon Car Championship - A, B

Cadwell Park 2.173 Miles

Race 2

10/06/2007 12:50

Race (20:00 Time)

Lap	Lap Tm	Diff	Time of Day
(3) Mal DAVISON			
1	1:44.068	+9.681	13:18:16.362
2	1:39.596	+5.209	13:19:55.958
3	1:37.695	+3.308	13:21:33.653
4	1:37.292	+2.905	13:23:10.945
5	1:36.131	+1.744	13:24:47.076
6	1:34.599	+0.212	13:26:21.675
7	1:34.387	-	13:27:56.062
Best Tm: 1:34.387			

Lap	Lap Tm	Diff	Time of Day
(11) Peter CHALLIS			
1	1:44.407	+9.912	13:18:16.414
2	1:39.271	+4.776	13:19:55.685
3	1:37.733	+3.238	13:21:33.418
4	1:38.350	+3.855	13:23:11.768
5	1:37.171	+2.676	13:24:48.939
6	1:35.396	+0.901	13:26:24.335
7	1:34.495	-	13:27:58.830
Best Tm: 1:34.495			

Lap	Lap Tm	Diff	Time of Day
(82) Jos RONCHETTI			
1	1:46.882	+11.610	13:18:20.315
2	1:40.975	+5.703	13:20:01.290
3	1:36.483	+1.211	13:21:37.773
4	1:35.710	+0.438	13:23:13.483
5	1:36.260	+0.988	13:24:49.743
6	1:35.272	-	13:26:25.015
7	1:36.112	+0.840	13:28:01.127
Best Tm: 1:35.272			

Lap	Lap Tm	Diff	Time of Day
(33) Steven TAYLOR			
1	1:46.764	+10.897	13:18:19.663
2	1:44.236	+8.369	13:20:03.899
3	1:43.930	+8.063	13:21:47.829
4	1:40.063	+4.196	13:23:27.892
5	1:36.118	+0.251	13:25:04.010
6	1:35.932	+0.065	13:26:39.942
7	1:35.867	-	13:28:15.809
Best Tm: 1:35.867			

Lap	Lap Tm	Diff	Time of Day
(84) Richard HAWKEN			
1	1:46.566	+6.443	13:18:19.110
2	1:44.567	+4.444	13:20:03.677
3	1:43.658	+3.535	13:21:47.335
4	1:43.212	+3.089	13:23:30.547
5	1:41.790	+1.667	13:25:12.337
6	1:40.484	+0.361	13:26:52.821
7	1:40.123	-	13:28:32.944
Best Tm: 1:40.123			

Lap	Lap Tm	Diff	Time of Day
(7) John HAMMERSLEY			
1	1:47.639	+7.599	13:18:18.721
2	1:44.675	+4.635	13:20:03.396
3	1:43.718	+3.678	13:21:47.114

Lap	Lap Tm	Diff	Time of Day
4	1:43.346	+3.306	13:23:30.460
5	1:43.868	+3.828	13:25:14.328
6	1:40.316	+0.276	13:26:54.644
7	1:40.040	-	13:28:34.684
Best Tm: 1:40.040			

Lap	Lap Tm	Diff	Time of Day
(45) Douglas ELLWOOD			
1	1:51.041	+9.838	13:18:28.444
2	1:44.893	+3.690	13:20:13.337
3	1:43.462	+2.259	13:21:56.799
4	1:43.279	+2.076	13:23:40.078
5	1:43.290	+2.087	13:25:23.368
6	1:42.776	+1.573	13:27:06.144
7	1:41.203	-	13:28:47.347
Best Tm: 1:41.203			

Lap	Lap Tm	Diff	Time of Day
(63) Tony SOPER			
1	1:54.530	+13.534	13:18:28.459
2	1:45.879	+4.883	13:20:14.338
3	1:45.042	+4.046	13:21:59.380
4	1:42.029	+1.033	13:23:41.409
5	1:42.891	+1.895	13:25:24.300
6	1:42.833	+1.837	13:27:07.133
7	1:40.996	-	13:28:48.129
Best Tm: 1:40.996			

Lap	Lap Tm	Diff	Time of Day
(81) Andy THOMPSON			
1	1:51.057	+9.923	13:18:30.839
2	1:44.697	+3.563	13:20:15.536
3	1:44.364	+3.230	13:21:59.900
4	1:42.283	+1.149	13:23:42.183
5	1:42.637	+1.503	13:25:24.820
6	1:42.654	+1.520	13:27:07.474
7	1:41.134	-	13:28:48.608
Best Tm: 1:41.134			

Lap	Lap Tm	Diff	Time of Day
(25) Derek HALE			
1	1:51.270	+9.811	13:18:28.963
2	1:48.588	+7.129	13:20:17.551
3	1:43.602	+2.143	13:22:01.153
4	1:45.467	+4.008	13:23:46.620
5	1:41.888	+0.429	13:25:28.508
6	1:41.906	+0.447	13:27:10.414
7	1:41.459	-	13:28:51.873
Best Tm: 1:41.459			

Lap	Lap Tm	Diff	Time of Day
(35) David PIERCE			
1	1:51.171	+7.756	13:18:23.737
2	1:45.095	+1.680	13:20:08.832
3	1:43.415	-	13:21:52.247
4	1:43.807	+0.392	13:23:36.054
5	1:45.198	+1.783	13:25:21.252
6	1:47.596	+4.181	13:27:08.848
7	1:45.551	+2.136	13:28:54.399
Best Tm: 1:43.415			

Lap	Lap Tm	Diff	Time of Day
(12) Fergus TRENHOLME			
1	1:51.087	+6.634	13:18:22.852
2	1:46.425	+1.972	13:20:09.277
3	1:44.453	-	13:21:53.730
4	1:45.861	+1.408	13:23:39.591
5	1:47.098	+2.645	13:25:26.689
6	1:45.506	+1.053	13:27:12.195
7	1:44.667	+0.214	13:28:56.862
Best Tm: 1:44.453			

Lap	Lap Tm	Diff	Time of Day
(47) Nick WILLIAMSON			
1	1:43.212	+4.810	13:18:14.507
2	1:39.445	+1.043	13:19:53.952
3	1:38.402	-	13:21:32.354
4	1:38.516	+0.114	13:23:10.870
p5	2:30.558	+52.156	13:25:41.429
6	1:39.777	+1.375	13:27:21.206
7	1:40.017	+1.615	13:29:01.223
Best Tm: 1:38.402			

Lap	Lap Tm	Diff	Time of Day
(62) Bernard HOGARTH			
1	1:53.743	+9.985	13:18:32.858
2	1:47.614	+3.856	13:20:20.472
3	1:45.107	+1.349	13:22:05.579
4	1:44.400	+0.642	13:23:49.979
5	1:43.758	-	13:25:33.737
6	1:46.215	+2.457	13:27:19.952
7	1:45.313	+1.555	13:29:05.265
Best Tm: 1:43.758			

Lap	Lap Tm	Diff	Time of Day
(22) Anthony ALLITT			
1	1:52.663	+6.403	13:18:24.991
2	1:46.731	+0.471	13:20:11.722
3	1:47.447	+1.187	13:21:59.169
4	1:47.394	+1.134	13:23:46.563
5	1:46.361	+0.101	13:25:32.924
6	1:47.990	+1.730	13:27:20.914
7	1:46.260	-	13:29:07.174
Best Tm: 1:46.260			

Lap	Lap Tm	Diff	Time of Day
(32) Stephen OLIVER			
1	1:54.751	+9.113	13:18:28.248
2	1:47.182	+1.544	13:20:15.430
3	1:46.026	+0.388	13:22:01.456
4	1:46.389	+0.751	13:23:47.845
5	1:45.638	-	13:25:33.483
6	1:47.977	+2.339	13:27:21.460
7	1:46.279	+0.641	13:29:07.739
Best Tm: 1:45.638			

Lap	Lap Tm	Diff	Time of Day
(69) Tim MORGAN-BARRETT			
1	2:00.554	+8.095	13:18:37.005
2	1:55.878	+3.419	13:20:32.883
3	1:53.995	+1.536	13:22:26.878

BRSCC Clubmans Raceday

LMA Euro Saloon Car Championship - A, B

Cadwell Park 2.173 Miles

Race 2

10/06/2007 12:50

Race (20:00 Time)

Lap	Lap Tm	Diff	Time of Day
4	1:52.459	-	13:24:19.337
5	1:53.793	+1.334	13:26:13.130
6	1:54.847	+2.388	13:28:07.977
Best Tm: 1:52.459			

(89) Jason TARLING

1	1:58.689	+5.630	13:18:37.492
2	1:55.964	+2.905	13:20:33.456
3	1:53.913	+0.854	13:22:27.369
4	1:55.051	+1.992	13:24:22.420
5	1:53.059	-	13:26:15.479
6	1:54.032	+0.973	13:28:09.511
Best Tm: 1:53.059			

(90) Richard GOULD

1	1:50.110	+11.760	13:18:24.928
2	1:39.879	+1.529	13:20:04.807
3	1:43.745	+5.395	13:21:48.552
4	1:42.419	+4.069	13:23:30.971
5	1:42.041	+3.691	13:25:13.012
6	1:40.071	+1.721	13:26:53.083
7	1:38.350	-	13:28:31.433
Best Tm: 1:38.350			

Lap Lap Tm Diff Time of Day

Lap Lap Tm Diff Time of Day


LMA Euro Saloon Car Championship - A, B

Cadwell Park 2.173 Miles

Race 2

10/06/2007 12:50

Race (20:00 Time)



Competitors	Laps								
	0	1	2	3	4	5	6	7	
John HAMMERSLEY (7)	1	7	47	47	47	47	3	3	3
Nick WILLIAMSON (47)	2	47	3	11	11	3	11	11	11
Fergus TRENHOLME (12)	3	12	11	3	3	11	82	82	82
Peter CHALLIS (11)	4	11	7	82	82	82	33	33	33
Mal DAIVSON (3)	5	3	84	7	7	33	84	84	90
Anthony ALLITT (22)	6	22	33	84	84	7	90	90	84
Richard HAWKEN (84)	7	84	82	33	33	84	7	7	7
David PIERCE (35)	8	35	12	90	90	90	35	45	45
Steven TAYLOR (33)	9	33	35	35	35	35	45	63	63
Jos RONCHETTI (82)	10	82	90	12	12	12	63	81	81
Stephen OLIVER (32)	11	32	22	22	45	45	81	35	25
Tony SOPER (63)	12	63	32	45	22	63	12	25	35
Richard GOULD (90)	13	90	45	63	63	81	25	12	12
Tim MORGAN-BARRETT (69)	14	69	63	32	81	22	22	62	47
Douglas ELLWOOD (45)	15	45	25	81	25	25	32	22	62
Derek HALE (25)	16	25	81	25	32	32	62	47	22
Jason TARLING (89)	17	89	62	62	62	62	47	32	32
Bernard HOGARTH (62)	18	62	69	69	69	69	69	69	69
Andy THOMPSON (81)	19	81	89	89	89	89	89	89	89

BRSCC Clubmans Raceday

Sorted on Laps

Alfashop Alfa Romeo Championship - A,B,C

Cadwell Park 2.173 Miles

Race 3 (First Race)

10/06/2007 13:25

Race (20:00 Time)

Pos	No.	Name	Make/Model	CC	Class C	Laps	Total Tm	Diff	Avg. Speed	Best Tm 1 Lap	Laps
1	1	Tim LEWIS	Alfa Sud	2000	ARA	13	21:10.250	-	80.060	1:35.635	10
2	69	Ian STAPLETON	Alfa Romeo GTV6	3900	ARA	13	21:10.368	+0.118	80.053	1:35.392	13
3	51	Roger EVANS	Alfa Romeo GTV	2950	ARA	13	21:46.684	+36.434	77.828	1:38.183	5
4	11	Andy MILLAR	Alfa Romeo 33	1700	ARA	13	22:01.051	+50.801	76.981	1:39.425	4
5	97	Neil SMITH	Alfa Romeo 156	1970	ARB	13	22:05.023	+54.773	76.751	1:40.354	6
6	25	Bryan SHRUBB	Alfa Romeo 33	1700	ARA	13	22:35.907	1:25.657	75.002	1:42.282	8
7	18	Neville SIMPSON	Alfa Romeo Alfetta	2500	ARB	12	21:30.759	1 Lap	72.727	1:45.110	11
8	44	Robin EYRE-MAUNSELL	Alfa Romeo 75	3000	ARA	12	22:04.637	+33.878	70.867	1:47.708	12
9	53	Graham SEAGER	Alfa Romeo 156	3000	ARC	12	22:09.230	+38.471	70.622	1:48.853	5
10	13	John POGSON	Alfa Romeo 155	3000	ARC	12	22:29.401	+58.642	69.567	1:50.319	4
11	50	Gareth HAYWOOD	Alfa Romeo 147	2500	ARB	11	21:36.739	2 Laps	66.359	1:53.553	8

Not classified (80% = 11 Laps)

DNF	98	Adie HAWKINS	Alfa Romeo 33	1750	ARA	1	1:44.625	-	74.769	1:42.280	1
DNS	12	Chris SNOWDEN	Alfa Romeo 33	1910	ARA	0	----	-	-	----	0
DNS	14	Andy PAGE	Alfa Romeo Giulietta	1800	ARA	0	----	-	-	----	0

Announcements

New Track Record (1:35.392) for BRSCC Alfa Romeo (A) by Ian STAPLETON.

Margin of Victory	Avg. Speed	Best Lap Tm	Best Spd	Best Lap by
+0.118	80.060	1:35.392	82.007	[69] Ian STAPLETON

Printed: 11/06/2007 16:23:00

1 Motorsports Automatic Race Timing (SMART)

Chief Timekeeper - Ian Sharp

Orbits 3

Clerk of the Course

www.amb-it.com

Sig. Time

www.mylaps.com

Results can be downloaded at www.smart-timing.co.uk

BRSCC Clubmans Raceday

Alfashop Alfa Romeo Championship - A,B,C

Cadwell Park 2.173 Miles

Race 3 (First Race)

10/06/2007 13:25

Race (20:00 Time)

Lap	Lap Tm	Diff	Time of Day
(1) Tim LEWIS			
1	1:44.128	+8.493	13:50:11.882
2	1:36.871	+1.236	13:51:48.753
3	1:36.492	+0.857	13:53:25.245
4	1:36.341	+0.706	13:55:01.586
5	1:36.957	+1.322	13:56:38.543
6	1:38.728	+3.093	13:58:17.271
7	1:36.884	+1.249	13:59:54.155
8	1:36.964	+1.329	14:01:31.119
9	1:37.295	+1.660	14:03:08.414
10	1:35.635	-	14:04:44.049
11	1:37.370	+1.735	14:06:21.419
12	1:36.819	+1.184	14:07:58.238
13	1:36.347	+0.712	14:09:34.585
Best Tm: 1:35.635			

Lap	Lap Tm	Diff	Time of Day
(69) Ian STAPLETON			
1	1:44.979	+9.587	13:50:11.292
2	1:41.470	+6.078	13:51:52.762
3	1:38.018	+2.626	13:53:30.780
4	1:36.699	+1.307	13:55:07.479
5	1:36.655	+1.263	13:56:44.134
6	1:37.226	+1.834	13:58:21.360
7	1:35.550	+0.158	13:59:56.910
8	1:35.521	+0.129	14:01:32.431
9	1:36.605	+1.213	14:03:09.036
10	1:35.733	+0.341	14:04:44.769
11	1:37.222	+1.830	14:06:21.991
12	1:37.320	+1.928	14:07:59.311
13	1:35.392	-	14:09:34.703
Best Tm: 1:35.392			

Lap	Lap Tm	Diff	Time of Day
(51) Roger EVANS			
1	1:45.398	+7.215	13:50:12.773
2	1:40.562	+2.379	13:51:53.335
3	1:38.221	+0.038	13:53:31.556
4	1:38.228	+0.045	13:55:09.784
5	1:38.183	-	13:56:47.967
6	1:39.933	+1.750	13:58:27.900
7	1:39.563	+1.380	14:00:07.463
8	1:40.306	+2.123	14:01:47.769
9	1:39.106	+0.923	14:03:26.875
10	1:40.194	+2.011	14:05:07.069
11	1:43.449	+5.266	14:06:50.518
12	1:39.916	+1.733	14:08:30.434
13	1:40.585	+2.402	14:10:11.019
Best Tm: 1:38.183			

Lap	Lap Tm	Diff	Time of Day
(11) Andy MILLAR			
1	1:47.261	+7.836	13:50:15.266
2	1:42.499	+3.074	13:51:57.765
3	1:41.266	+1.841	13:53:39.031
4	1:39.425	-	13:55:18.456
5	1:40.011	+0.586	13:56:58.467
6	1:40.088	+0.663	13:58:38.555
7	1:40.581	+1.156	14:00:19.136
8	1:39.910	+0.485	14:01:59.046
9	1:41.559	+2.134	14:03:40.605

Lap	Lap Tm	Diff	Time of Day
10	1:39.999	+0.574	14:05:20.604
11	1:40.592	+1.167	14:07:01.196
12	1:41.661	+2.236	14:08:42.857
13	1:42.529	+3.104	14:10:25.386
Best Tm: 1:39.425			

Lap	Lap Tm	Diff	Time of Day
(97) Neil SMITH			
1	1:45.969	+5.615	13:50:14.502
2	1:42.078	+1.724	13:51:56.580
3	1:42.435	+2.081	13:53:39.015
4	1:40.701	+0.347	13:55:19.716
5	1:40.429	+0.075	13:57:00.145
6	1:40.354	-	13:58:40.499
7	1:40.873	+0.519	14:00:21.372
8	1:41.404	+1.050	14:02:02.776
9	1:41.168	+0.814	14:03:43.944
10	1:41.588	+1.234	14:05:25.532
11	1:41.857	+1.503	14:07:07.389
12	1:40.854	+0.500	14:08:48.243
13	1:41.115	+0.761	14:10:29.358
Best Tm: 1:40.354			

Lap	Lap Tm	Diff	Time of Day
(25) Bryan SHRUBB			
1	1:48.773	+6.491	13:50:16.793
2	1:43.909	+1.627	13:52:00.702
3	1:42.585	+0.303	13:53:43.287
4	1:43.242	+0.960	13:55:26.529
5	1:42.793	+0.511	13:57:09.322
6	1:42.659	+0.377	13:58:51.981
7	1:42.621	+0.339	14:00:34.602
8	1:42.282	-	14:02:16.884
9	1:42.535	+0.253	14:03:59.419
10	1:43.576	+1.294	14:05:42.995
11	1:43.722	+1.440	14:07:26.717
12	1:45.003	+2.721	14:09:11.720
13	1:48.522	+6.240	14:11:00.242
Best Tm: 1:42.282			

Lap	Lap Tm	Diff	Time of Day
(18) Neville SIMPSON			
1	1:51.969	+6.859	13:50:21.039
2	1:48.401	+3.291	13:52:09.440
3	1:47.322	+2.212	13:53:56.762
4	1:47.771	+2.661	13:55:44.533
5	1:46.405	+1.295	13:57:30.938
6	1:46.616	+1.506	13:59:17.554
7	1:46.138	+1.028	14:01:03.692
8	1:46.095	+0.985	14:02:49.787
9	1:45.392	+0.282	14:04:35.179
10	1:47.386	+2.276	14:06:22.565
11	1:45.110	-	14:08:07.675
12	1:47.419	+2.309	14:09:55.094
Best Tm: 1:45.110			

Lap	Lap Tm	Diff	Time of Day
(44) Robin EYRE-MAUNSELL			
1	1:55.772	+8.064	13:50:25.239
2	1:49.876	+2.168	13:52:15.115
3	1:49.986	+2.278	13:54:05.101
4	1:49.296	+1.588	13:55:54.397

Lap	Lap Tm	Diff	Time of Day
5	1:48.221	+0.513	13:57:42.618
6	1:48.992	+1.284	13:59:31.610
7	1:48.602	+0.894	14:01:20.212
8	1:49.840	+2.132	14:03:10.052
9	1:49.083	+1.375	14:04:59.135
10	1:53.446	+5.738	14:06:52.581
11	1:48.683	+0.975	14:08:41.264
12	1:47.708	-	14:10:28.972
Best Tm: 1:47.708			

Lap	Lap Tm	Diff	Time of Day
(53) Graham SEAGER			
1	1:53.975	+5.122	13:50:23.453
2	1:50.258	+1.405	13:52:13.711
3	1:50.242	+1.389	13:54:03.953
4	1:49.107	+0.254	13:55:53.060
5	1:48.853	-	13:57:41.913
6	1:49.039	+0.186	13:59:30.952
7	1:51.916	+3.063	14:01:22.868
8	1:50.980	+2.127	14:03:13.848
9	1:49.753	+0.900	14:05:03.601
10	1:50.406	+1.553	14:06:54.007
11	1:49.220	+0.367	14:08:43.227
12	1:50.338	+1.485	14:10:33.565
Best Tm: 1:48.853			

Lap	Lap Tm	Diff	Time of Day
(13) John POGSON			
1	1:54.720	+4.401	13:50:24.487
2	1:52.235	+1.916	13:52:16.722
3	1:51.676	+1.357	13:54:08.398
4	1:50.319	-	13:55:58.717
5	1:50.870	+0.551	13:57:49.587
6	1:50.805	+0.486	13:59:40.392
7	1:52.293	+1.974	14:01:32.685
8	1:52.087	+1.768	14:03:24.772
9	1:51.750	+1.431	14:05:16.522
10	1:53.482	+3.163	14:07:10.004
11	1:51.590	+1.271	14:09:01.594
12	1:52.142	+1.823	14:10:53.736
Best Tm: 1:50.319			

Lap	Lap Tm	Diff	Time of Day
(50) Gareth HAYWOOD			
1	2:03.805	+10.252	13:50:34.169
2	1:59.640	+6.087	13:52:33.809
3	1:58.776	+5.223	13:54:32.585
4	1:57.793	+4.240	13:56:30.378
5	1:59.881	+6.328	13:58:30.259
6	1:56.409	+2.856	14:00:26.668
7	1:54.804	+1.251	14:02:21.472
8	1:53.553	-	14:04:15.025
9	1:55.433	+1.880	14:06:10.458
10	1:56.020	+2.467	14:08:06.478
11	1:54.596	+1.043	14:10:01.074
Best Tm: 1:53.553			

Lap	Lap Tm	Diff	Time of Day
(98) Adie HAWKINS			
1	1:42.280	-	13:50:08.960
Best Tm: 1:42.280			

Printed: 11/06/2007 16:23:23

British Motorsports Automatic Race Timing (SMART)

Chief Timekeeper - Ian Sharp

Clerk of the Course

Sig. Time

Results can be downloaded at www.smart-timing.co.uk

Orbits 3

www.amb-it.com

www.mylaps.com

Page 1/2

BRSCC Clubmans Raceday

Alfashop Alfa Romeo Championship - A,B,C

Cadwell Park 2.173 Miles

Race 3 (First Race)

10/06/2007 13:25

Race (20:00 Time)

Lap	Lap Tm	Diff	Time of Day
(12) Chris SNOWDEN			
	Best Tm: ---		

(14) Andy PAGE			
	Best Tm: ---		

Lap	Lap Tm	Diff	Time of Day
-----	--------	------	-------------

Lap	Lap Tm	Diff	Time of Day
-----	--------	------	-------------


Alfashop Alfa Romeo Championship - A,B,C

Cadwell Park 2.173 Miles

Race 3 (First Race)

10/06/2007 13:25

Race (20:00 Time)



Competitors	Laps													
	0	1	2	3	4	5	6	7	8	9	10	11	12	13
Ian STAPLETON (69)	1	69	98	1	1	1	1	1	1	1	1	1	1	1
Adie HAWKINS (98)	2	98	69	69	69	69	69	69	69	69	69	69	69	69
Roger EVANS (51)	3	51	1	51	51	51	51	51	51	51	51	51	51	51
Tim LEWIS (1)	4	1	51	97	97	11	11	11	11	11	11	11	11	11
Andy MILLAR (11)	5	11	97	11	11	97	97	97	97	97	97	97	97	97
Bryan SHRUBB (25)	6	25	11	25	25	25	25	25	25	25	25	25	25	25
Neil SMITH (97)	7	97	25	18	18	18	18	18	18	18	18	18	18	18
Neville SIMPSON (18)	8	18	18	53	53	53	53	53	44	44	44	44	44	44
Robin EYRE-MAUNSELL (44)	9	44	53	44	44	44	44	44	53	53	53	53	53	53
Graham SEAGER (53)	10	53	13	13	13	13	13	13	13	13	13	13	13	13
John POGSON (13)	11	13	44	50	50	50	50	50	50	50	50	50	50	50
Gareth HAYWOOD (50)	12	50	50											
-	13													
-	14													

BRSCC Clubmans Raceday**Sorted on Laps**

www.motorlawyers.co.uk Fiat Racing Chal.

Cadwell Park 2.173 Miles

Race 4 (First Race)

10/06/2007 14:00

Race (20:00 Time)

Pos	No.	Name	Make/Model	CC	Class C	Laps	Total Tm	Diff	Avg. Speed	Best Tm 1 Lap	Lap
1	41	Martin RIMAN	Fiat Uno	1300	FR	11	20:21.571	-	70.443	1:49.589	7
2	4	Simon McFIE	Fiat Uno	1300	FR	11	20:22.058	+0.487	70.415	1:49.713	7
3	27	Lee MELLING	Fiat Punto	1300	FR	11	20:40.996	+19.425	69.340	1:50.686	11
4	9	Mark CUNNINGHAM	Fiat Uno	1300	FR	11	20:45.530	+23.959	69.088	1:49.999	11
5	15	Chris JAMES	Fiat Uno	1300	FR	11	20:47.056	+25.485	69.003	1:50.179	10
6	53	Mark SNELLING	Fiat Punto	1300	FR	11	20:56.506	+34.935	68.484	1:52.013	5
7	8	Pete STOCKTON	Fiat Uno	1300	FR	11	21:20.526	+58.955	67.200	1:51.531	3
8	84	Chris McFIE	Fiat Uno	1300	FR	11	21:41.111	1:19.540	66.136	1:55.340	11
9	75	Simon EDWARDS	Fiat Uno	1300	FR	11	22:46.138	2:24.567	62.988	1:57.705	8
10	2	Sandro PROIETTI	Fiat Uno	1300	FR	10	20:39.530	1 Lap	63.111	1:48.915	7
11	88	Paul MOUNTFORD	Fiat Uno	1300	FR	10	20:56.152	+16.622	62.276	2:03.040	9

Not classified

DNF	28	Andrew BOTTERILL	Fiat Uno	1300	FR	6	11:39.714	-	67.080	1:51.341	5
DNF	16	Philip BARRETT	Fiat Uno	1300	FR	3	5:51.332	-	66.798	1:52.787	2
DNS	87	Neil SELLERS	Fiat Uno	1300	FR	0	-:---	-	-	-:---	0

Announcements

Red Fla - Lap 1 - Race re-started over 20 minutes.

New Track Record (1:48.915) for BRSCC Fiat Racing by Sandro PROIETTI.

Margin of Victory	Avg. Speed	Best Lap Tm	Best Spd	Best Lap by
+0.487	70.443	1:48.915	71.825	[2] Sandro PROIETTI

Printed: 11/06/2007 16:24:03

Motorsports Automatic Race Timing (SMART)

Chief Timekeeper - Ian Sharp

Orbits 3

Clerk of the Course

www.amb-it.com

Sig.

Time

www.mylaps.com

Results can be downloaded at www.smart-timing.co.uk

Page 1/1

BRSCC Clubmans Raceday

www.motorlawyers.co.uk Fiat Racing Chal.

Cadwell Park 2.173 Miles

Race 4 (First Race)

10/06/2007 14:00

Race (20:00 Time)

Lap	Lap Tm	Diff	Time of Day
(41) Martin RIMAN			
1	1:56.131	+6.542	14:37:30.789
2	1:51.089	+1.500	14:39:21.878
3	1:50.479	+0.890	14:41:12.357
4	1:50.665	+1.076	14:43:03.022
5	1:50.633	+1.044	14:44:53.655
6	1:50.147	+0.558	14:46:43.802
7	1:49.589	-	14:48:33.391
8	1:49.785	+0.196	14:50:23.176
9	1:50.368	+0.779	14:52:13.544
10	1:50.076	+0.487	14:54:03.620
11	1:50.392	+0.803	14:55:54.012
Best Tm: 1:49.589			

Lap	Lap Tm	Diff	Time of Day
(4) Simon McFIE			
1	1:57.647	+7.934	14:37:32.215
2	1:50.388	+0.675	14:39:22.603
3	1:50.203	+0.490	14:41:12.806
4	1:50.682	+0.969	14:43:03.488
5	1:50.696	+0.983	14:44:54.184
6	1:50.341	+0.628	14:46:44.525
7	1:49.713	-	14:48:34.238
8	1:49.981	+0.268	14:50:24.219
9	1:50.080	+0.367	14:52:14.299
10	1:49.977	+0.264	14:54:04.276
11	1:50.223	+0.510	14:55:54.499
Best Tm: 1:49.713			

Lap	Lap Tm	Diff	Time of Day
(27) Lee MELLING			
1	1:58.323	+7.637	14:37:33.649
2	1:52.319	+1.633	14:39:25.968
3	1:52.080	+1.394	14:41:18.048
4	1:51.613	+0.927	14:43:09.661
5	1:51.640	+0.954	14:45:01.301
6	1:51.145	+0.459	14:46:52.446
7	1:52.641	+1.955	14:48:45.087
8	1:52.062	+1.376	14:50:37.149
9	1:52.228	+1.542	14:52:29.377
10	1:53.374	+2.688	14:54:22.751
11	1:50.686	-	14:56:13.437
Best Tm: 1:50.686			

Lap	Lap Tm	Diff	Time of Day
(9) Mark CUNNINGHAM			
1	2:01.155	+11.156	14:37:39.114
2	1:52.650	+2.651	14:39:31.764
3	1:52.861	+2.862	14:41:24.625
4	1:51.987	+1.988	14:43:16.612
5	1:50.745	+0.746	14:45:07.357
6	1:50.770	+0.771	14:46:58.127
7	1:53.276	+3.277	14:48:51.403
8	1:55.219	+5.220	14:50:46.622
9	1:50.603	+0.604	14:52:37.225
10	1:50.747	+0.748	14:54:27.972
11	1:49.999	-	14:56:17.971
Best Tm: 1:49.999			

Lap	Lap Tm	Diff	Time of Day
(15) Chris JAMES			

Lap	Lap Tm	Diff	Time of Day
1	1:58.512	+8.333	14:37:34.812
2	2:03.913	+13.734	14:39:38.725
3	1:52.661	+2.482	14:41:31.386
4	1:51.309	+1.130	14:43:22.695
5	1:51.471	+1.292	14:45:14.166
6	1:51.033	+0.854	14:47:05.199
7	1:50.822	+0.643	14:48:56.021
8	1:51.750	+1.571	14:50:47.771
9	1:51.029	+0.850	14:52:38.800
10	1:50.179	-	14:54:28.979
11	1:50.518	+0.339	14:56:19.497
Best Tm: 1:50.179			

Lap	Lap Tm	Diff	Time of Day
(53) Mark SNELLING			
1	2:00.111	+8.098	14:37:36.722
2	1:52.753	+0.740	14:39:29.475
3	1:52.660	+0.647	14:41:22.135
4	1:52.992	+0.979	14:43:15.127
5	1:52.013	-	14:45:07.140
6	1:53.190	+1.177	14:47:00.330
7	1:53.303	+1.290	14:48:53.633
8	1:56.210	+4.197	14:50:49.843
9	1:52.852	+0.839	14:52:42.695
10	1:52.752	+0.739	14:54:35.447
11	1:53.500	+1.487	14:56:28.947
Best Tm: 1:52.013			

Lap	Lap Tm	Diff	Time of Day
(8) Pete STOCKTON			
1	1:59.715	+8.184	14:37:36.021
2	1:51.972	+0.441	14:39:27.993
3	1:51.531	-	14:41:19.524
4	1:52.123	+0.592	14:43:11.647
5	1:51.711	+0.180	14:45:03.358
6	1:54.121	+2.590	14:46:57.479
7	1:54.934	+3.403	14:48:52.413
8	2:03.814	+12.283	14:50:56.227
9	1:58.077	+6.546	14:52:54.304
10	1:59.683	+8.152	14:54:53.987
11	1:58.980	+7.449	14:56:52.967
Best Tm: 1:51.531			

Lap	Lap Tm	Diff	Time of Day
(84) Chris McFIE			
1	2:04.111	+8.771	14:37:41.862
2	2:00.470	+5.130	14:39:42.332
3	1:58.284	+2.944	14:41:40.616
4	1:57.740	+2.400	14:43:38.356
5	1:57.096	+1.756	14:45:35.452
6	1:57.074	+1.734	14:47:32.526
7	1:56.021	+0.681	14:49:28.547
8	1:57.209	+1.869	14:51:25.756
9	1:56.541	+1.201	14:53:22.297
10	1:55.915	+0.575	14:55:18.212
11	1:55.340	-	14:57:13.552
Best Tm: 1:55.340			

Lap	Lap Tm	Diff	Time of Day
(75) Simon EDWARDS			
1	2:07.158	+9.453	14:37:45.519

Lap	Lap Tm	Diff	Time of Day
2	2:02.133	+4.428	14:39:47.652
3	2:00.768	+3.063	14:41:48.420
4	2:01.794	+4.089	14:43:50.214
5	1:59.756	+2.051	14:45:49.970
6	1:59.220	+1.515	14:47:49.190
7	1:58.564	+0.859	14:49:47.754
8	1:57.705	-	14:51:45.459
9	1:57.748	+0.043	14:53:43.207
10	2:05.112	+7.407	14:55:48.319
11	2:30.260	+32.555	14:58:18.579
Best Tm: 1:57.705			


Lap	Lap Tm	Diff	Time of Day
(2) Sandro PROIETTI			
p1	3:58.592	+2:09.677	14:39:33.931
2	1:55.832	+6.917	14:41:29.763
3	1:50.178	+1.263	14:43:19.941
4	1:48.951	+0.036	14:45:08.892
5	1:53.153	+4.238	14:47:02.045
6	1:51.607	+2.692	14:48:53.652
7	1:48.915	-	14:50:42.567
8	1:49.683	+0.768	14:52:32.250
9	1:49.688	+0.773	14:54:21.938
10	1:50.033	+1.118	14:56:11.971
Best Tm: 1:48.915			

Lap	Lap Tm	Diff	Time of Day
(88) Paul MOUNTFORD			
1	2:08.542	+5.502	14:37:46.802
2	2:03.296	+0.256	14:39:50.098
3	2:04.929	+1.889	14:41:55.027
4	2:05.413	+2.373	14:44:00.440
5	2:04.974	+1.934	14:46:05.414
6	2:04.067	+1.027	14:48:09.481
7	2:03.930	+0.890	14:50:13.411
8	2:05.540	+2.500	14:52:18.951
9	2:03.040	-	14:54:21.991
10	2:06.602	+3.562	14:56:28.593
Best Tm: 2:03.040			

Lap	Lap Tm	Diff	Time of Day
(28) Andrew BOTTERILL			
1	2:01.490	+10.149	14:37:38.157
2	1:53.055	+1.714	14:39:31.212
3	1:53.920	+2.579	14:41:25.132
4	1:52.293	+0.952	14:43:17.425
5	1:51.341	-	14:45:08.766
6	2:03.389	+12.048	14:47:12.155
Best Tm: 1:51.341			

Lap	Lap Tm	Diff	Time of Day
(16) Philip BARRETT			
1	2:00.177	+7.390	14:37:37.421
2	1:52.787	-	14:39:30.208
3	1:53.565	+0.778	14:41:23.773
Best Tm: 1:52.787			

Lap	Lap Tm	Diff	Time of Day
(87) Neil SELLERS			
Best Tm: ----			



Competitors	Laps												
	0	1	2	3	4	5	6	7	8	9	10	11	
Simon McFIE (4)	1	4	41	41	41	41	41	41	41	41	41	41	41
Martin RIMAN (41)	2	41	4	4	4	4	4	4	4	4	4	4	4
Lee MELLING (27)	3	27	27	27	27	27	27	27	27	27	27	27	27
Sandro PROIETTI (2)	4	2	15	8	8	8	8	8	9	9	9	9	9
Chris JAMES (15)	5	15	8	53	53	53	53	9	8	15	15	15	15
Pete STOCKTON (8)	6	8	53	16	16	9	9	53	53	53	53	53	53
Mark SNELLING (53)	7	53	16	28	9	28	28	15	15	8	8	8	8
Andrew BOTTERILL (28)	8	28	28	9	28	15	15	28	84	84	84	84	84
Philip BARRETT (16)	9	16	9	15	15	84	84	84	75	75	75	75	75
Chris McFIE (84)	10	84	84	84	84	75	75	75	88	88	2	2	
Mark CUNNINGHAM (9)	11	9	75	75	75	88	88	88	2	2	88	88	
Paul MOUNTFORD (88)	12	88	88	88	88	2	2	2					
Simon EDWARDS (75)	13	75	2	2	2								
-	14												

BRSCC Clubmans Raceday

Sorted on Laps

Formula Jedi Championship

Cadwell Park 2.173 Miles

Race 5

10/06/2007 14:35

Race (20:00 Time)

Pos	No.	Name	Make/Model	CC	Class C	Laps	Total Tm	Diff	Avg. Speed	Best Tm 1 Lap	Lap
1	1	Nigel REUBEN	Jedi Mk6	1000	FJB	15	21:07.460	-	92.580	1:22.225	2
2	10	Richard MITCHAM	Jedi Mk4	600	FJB	15	21:08.025	+0.565	92.539	1:22.905	7
3	3	Richard GITTINGS	Jedi Mk4	998	FJB	15	21:37.094	+29.634	90.465	1:25.011	2
4	43	Jack SMITH	Jedi Mk6	600	FJB	15	21:40.937	+33.477	90.198	1:24.779	10
5	26	Callum DAVIS	Jedi Mk6	1000	FJB	15	21:50.901	+43.441	89.512	1:25.228	8
6	63	Samuel CREW	Jedi Mk4	1000	FJB	14	21:15.256	1 Lap	85.880	1:28.423	10
7	19	Freddie KENNEDY	Jedi Mk4	600	FJA	14	21:41.931	+26.675	84.121	1:31.232	9
8	33	Trev STAFFORD	Jedi Mk4	600	FJA	14	22:23.555	1:08.299	81.514	1:33.849	3
9	15	Len TURNER	Jedi Mk6	1000	FJB	13	22:21.563	2 Laps	75.804	1:40.880	7
10	9	John LORD	Jedi Mk6	998	FJB	13	22:28.639	+7.076	75.407	1:29.110	8
11	14	Adam WALKER	Jedi Mk4	600	FJA	13	22:37.930	+16.367	74.891	1:38.502	2
12	50	Geoffrey COWELL	Jedi Mk6	1000	FJB	12	22:09.681	3 Laps	70.599	1:45.986	9

Not classified (80% = 12 Laps)

DNF	87	Jenny ANDERSON	Jedi Mk6	1000	FJB	12	17:22.618	-	90.036	1:24.631	11
DNF	31	Barry ARMSTRONG	Jedi Mk6	1000	FJB	9	13:06.812	-	89.481	1:25.100	3
DNF	37	Ben ANDERSON	Jedi Mk6	1000	FJB	7	10:21.990	-	88.039	1:25.422	6
DNF	8	Adam SAWARD	Jedi Mk6	1000	FJB	7	10:23.319	-	87.852	1:25.975	4
DNF	77	Stuart ABBOTT	Jedi Mk6	996	FJB	6	8:41.333	-	90.032	1:24.089	3
DNF	46	Vicky DYSON	Jedi Mk4	100	FJB	5	9:08.273	-	71.340	1:45.625	3
DNF	45	Graham DYSON	Jedi Mk6	1000	FJB	0	----	-	-	----	0

Announcements

New Track Record (1:22.225) for BRSCC Formula Jedi (B) by Nigel REUBEN.

Margin of Victory	Avg. Speed	Best Lap Tm	Best Spd	Best Lap by
+0.565	92.580	1:22.225	95.139	[1] Nigel REUBEN

Printed: 11/06/2007 16:24:56

Motorsports Automatic Race Timing (SMART)

Chief Timekeeper - Ian Sharp

Orbits 3

Clerk of the Course

www.amb-it.com

Sig.

Time

www.mylaps.com

Results can be downloaded at www.smart-timing.co.uk

Page 1/1

BRSCC Clubmans Raceday

Formula Jedi Championship

Cadwell Park 2.173 Miles

Race 5

10/06/2007 14:35

Race (20:00 Time)

Lap	Lap Tm	Diff	Time of Day
(1) Nigel REUBEN			
1	1:25.651	+3.426	15:12:42.498
2	1:22.225	-	15:14:04.723
3	1:23.395	+1.170	15:15:28.118
4	1:24.606	+2.381	15:16:52.724
5	1:23.798	+1.573	15:18:16.522
6	1:24.637	+2.412	15:19:41.159
7	1:23.333	+1.108	15:21:04.492
8	1:24.108	+1.883	15:22:28.600
9	1:23.662	+1.437	15:23:52.262
10	1:23.225	+1.000	15:25:15.487
11	1:24.740	+2.515	15:26:40.227
12	1:24.309	+2.084	15:28:04.536
13	1:27.232	+5.007	15:29:31.768
14	1:26.274	+4.049	15:30:58.042
15	1:23.884	+1.659	15:32:21.926
Best Tm: 1:22.225			

Lap	Lap Tm	Diff	Time of Day
(10) Richard MITCHAM			
1	1:27.546	+4.641	15:12:43.902
2	1:23.268	+0.363	15:14:07.170
3	1:23.817	+0.912	15:15:30.987
4	1:24.589	+1.684	15:16:55.576
5	1:23.770	+0.865	15:18:19.346
6	1:24.193	+1.288	15:19:43.539
7	1:22.905	-	15:21:06.444
8	1:24.717	+1.812	15:22:31.161
9	1:22.964	+0.059	15:23:54.125
10	1:23.589	+0.684	15:25:17.714
11	1:26.575	+3.670	15:26:44.289
12	1:25.591	+2.686	15:28:09.880
13	1:24.504	+1.599	15:29:34.384
14	1:24.216	+1.311	15:30:58.600
15	1:23.891	+0.986	15:32:22.491
Best Tm: 1:22.905			

Lap	Lap Tm	Diff	Time of Day
(3) Richard GITTINGS			
1	1:28.138	+3.127	15:12:46.728
2	1:25.011	-	15:14:11.739
3	1:25.365	+0.354	15:15:37.104
4	1:25.398	+0.387	15:17:02.502
5	1:28.250	+3.239	15:18:30.752
6	1:26.446	+1.435	15:19:57.198
7	1:25.619	+0.608	15:21:22.817
8	1:26.027	+1.016	15:22:48.844
9	1:26.235	+1.224	15:24:15.079
10	1:25.635	+0.624	15:25:40.714
11	1:26.422	+1.411	15:27:07.136
12	1:25.387	+0.376	15:28:32.523
13	1:26.138	+1.127	15:29:58.661
14	1:26.372	+1.361	15:31:25.033
15	1:26.527	+1.516	15:32:51.560
Best Tm: 1:25.011			

Lap	Lap Tm	Diff	Time of Day
(43) Jack SMITH			
1	1:30.526	+5.747	15:12:48.679
2	1:26.973	+2.194	15:14:15.652
3	1:25.217	+0.438	15:15:40.869

Lap	Lap Tm	Diff	Time of Day
4	1:25.595	+0.816	15:17:06.464
5	1:26.980	+2.201	15:18:33.444
6	1:26.048	+1.269	15:19:59.492
7	1:27.855	+3.076	15:21:27.347
8	1:25.372	+0.593	15:22:52.719
9	1:26.345	+1.566	15:24:19.064
10	1:24.779	-	15:25:43.843
11	1:25.273	+0.494	15:27:09.116
12	1:25.561	+0.782	15:28:34.677
13	1:26.370	+1.591	15:30:01.047
14	1:25.937	+1.158	15:31:26.984
15	1:28.419	+3.640	15:32:55.403
Best Tm: 1:24.779			

Lap	Lap Tm	Diff	Time of Day
(26) Callum DAVIS			
1	1:31.567	+6.339	15:12:51.130
2	1:27.018	+1.790	15:14:18.148
3	1:26.241	+1.013	15:15:44.389
4	1:25.465	+0.237	15:17:09.854
5	1:27.103	+1.875	15:18:36.957
6	1:26.849	+1.621	15:20:03.806
7	1:27.070	+1.842	15:21:30.876
8	1:25.228	-	15:22:56.104
9	1:26.332	+1.104	15:24:22.436
10	1:25.775	+0.547	15:25:48.211
11	1:26.109	+0.881	15:27:14.320
12	1:26.095	+0.867	15:28:40.415
13	1:28.234	+3.006	15:30:08.649
14	1:27.961	+2.733	15:31:36.610
15	1:28.757	+3.529	15:33:05.367
Best Tm: 1:25.228			

Lap	Lap Tm	Diff	Time of Day
(63) Samuel CREW			
1	1:35.490	+7.067	15:12:56.180
2	1:31.551	+3.128	15:14:27.731
3	1:31.978	+3.555	15:15:59.709
4	1:30.350	+1.927	15:17:30.059
5	1:30.107	+1.684	15:19:00.166
6	1:31.104	+2.681	15:20:31.270
7	1:28.835	+0.412	15:22:00.105
8	1:29.302	+0.879	15:23:29.407
9	1:30.152	+1.729	15:24:59.559
10	1:28.423	-	15:26:27.982
11	1:29.283	+0.860	15:27:57.265
12	1:28.702	+0.279	15:29:25.967
13	1:32.461	+4.038	15:30:58.428
14	1:31.294	+2.871	15:32:29.722
Best Tm: 1:28.423			

Lap	Lap Tm	Diff	Time of Day
(19) Freddie KENNEDY			
1	1:37.501	+6.269	15:12:57.095
2	1:32.030	+0.798	15:14:29.125
3	1:31.588	+0.356	15:16:00.713
4	1:31.326	+0.094	15:17:32.039
5	1:31.327	+0.095	15:19:03.366
6	1:34.161	+2.929	15:20:37.527
7	1:33.094	+1.862	15:22:10.621
8	1:31.873	+0.641	15:23:42.494
9	1:31.232	-	15:25:13.726
10	1:32.533	+1.301	15:26:46.259

Lap	Lap Tm	Diff	Time of Day
11	1:31.768	+0.536	15:28:18.027
12	1:31.489	+0.257	15:29:49.516
13	1:32.437	+1.205	15:31:21.953
14	1:34.444	+3.212	15:32:56.397
Best Tm: 1:31.232			

Lap	Lap Tm	Diff	Time of Day
(33) Trev STAFFORD			
1	1:41.554	+7.705	15:13:02.829
2	1:34.885	+1.036	15:14:37.714
3	1:33.849	-	15:16:11.563
4	1:34.221	+0.372	15:17:45.784
5	1:33.961	+0.112	15:19:19.745
6	1:34.342	+0.493	15:20:54.087
7	1:37.319	+3.470	15:22:31.406
8	1:34.554	+0.705	15:24:05.960
9	1:33.897	+0.048	15:25:39.857
10	1:36.952	+3.103	15:27:16.809
11	1:36.033	+2.184	15:28:52.842
12	1:34.618	+0.769	15:30:27.460
13	1:35.241	+1.392	15:32:02.701
14	1:35.320	+1.471	15:33:38.021
Best Tm: 1:33.849			

Lap	Lap Tm	Diff	Time of Day
(15) Len TURNER			
1	1:43.148	+2.268	15:13:04.632
2	1:41.380	+0.500	15:14:46.012
3	1:40.938	+0.058	15:16:26.950
4	1:42.178	+1.298	15:18:09.128
5	1:44.351	+3.471	15:19:53.479
6	1:43.678	+2.798	15:21:37.157
7	1:40.880	-	15:23:18.037
8	1:42.331	+1.451	15:25:00.368
9	1:41.341	+0.461	15:26:41.709
10	1:43.653	+2.773	15:28:25.362
11	1:43.173	+2.293	15:30:08.535
12	1:42.816	+1.936	15:31:51.351
13	1:44.678	+3.798	15:33:36.029
Best Tm: 1:40.880			

Lap	Lap Tm	Diff	Time of Day
(9) John LORD			
1	1:35.186	+6.076	15:12:55.416
2	1:31.802	+2.692	15:14:27.218
3	1:31.792	+2.682	15:15:59.010
4	1:30.749	+1.639	15:17:29.759
5	1:30.218	+1.108	15:18:59.977
6	1:30.105	+0.995	15:20:30.082
7	1:29.294	+0.184	15:21:59.376
8	1:29.110	-	15:23:28.486
9	1:34.230	+5.120	15:25:02.716
10	1:54.959	+25.849	15:26:57.675
11	2:03.829	+34.719	15:29:01.504
12	2:19.286	+50.176	15:31:20.790
13	2:22.315	+53.205	15:33:43.105
Best Tm: 1:29.110			

Lap	Lap Tm	Diff	Time of Day
(14) Adam WALKER			
1	1:45.160	+6.658	15:13:07.639
2	1:38.502	-	15:14:46.141

BRSCC Clubmans Raceday

Formula Jedi Championship

Cadwell Park 2.173 Miles

Race 5

10/06/2007 14:35

Race (20:00 Time)

Lap	Lap Tm	Diff	Time of Day
3	1:42.913	+4.411	15:16:29.054
4	1:43.189	+4.687	15:18:12.243
5	1:42.746	+4.244	15:19:54.989
6	1:45.491	+6.989	15:21:40.480
7	1:44.356	+5.854	15:23:24.836
8	1:43.003	+4.501	15:25:07.839
9	1:46.857	+8.355	15:26:54.696
10	1:43.126	+4.624	15:28:37.822
11	1:42.654	+4.152	15:30:20.476
12	1:46.939	+8.437	15:32:07.415
13	1:44.981	+6.479	15:33:52.396

Best Tm: 1:38.502

(50) Geoffrey COWELL

1	1:53.323	+7.337	15:13:16.072
2	1:50.057	+4.071	15:15:06.129
3	1:52.902	+6.916	15:16:59.031
4	1:53.474	+7.488	15:18:52.505
5	1:52.770	+6.784	15:20:45.275
6	1:52.578	+6.592	15:22:37.853
7	1:49.585	+3.599	15:24:27.438
8	1:48.776	+2.790	15:26:16.214
9	1:45.986	-	15:28:02.200
10	1:46.239	+0.253	15:29:48.439
11	1:48.421	+2.435	15:31:36.860
12	1:47.287	+1.301	15:33:24.147

Best Tm: 1:45.986

(87) Jenny ANDERSON

1	1:32.564	+7.933	15:12:50.563
2	1:27.207	+2.576	15:14:17.770
3	1:26.000	+1.369	15:15:43.770
4	1:25.750	+1.119	15:17:09.520
5	1:27.151	+2.520	15:18:36.671
6	1:26.777	+2.146	15:20:03.448
7	1:26.767	+2.136	15:21:30.215
8	1:25.284	+0.653	15:22:55.499
9	1:26.373	+1.742	15:24:21.872
10	1:25.756	+1.125	15:25:47.628
11	1:24.631	-	15:27:12.259
12	1:24.825	+0.194	15:28:37.084

Best Tm: 1:24.631

(31) Barry ARMSTRONG

1	1:30.864	+5.764	15:12:48.395
2	1:26.241	+1.141	15:14:14.636
3	1:25.100	-	15:15:39.736
4	1:25.803	+0.703	15:17:05.539
5	1:27.008	+1.908	15:18:32.547
6	1:26.104	+1.004	15:19:58.651
7	1:27.812	+2.712	15:21:26.463
8	1:25.142	+0.042	15:22:51.605
9	1:29.673	+4.573	15:24:21.278

Best Tm: 1:25.100

(37) Ben ANDERSON

1	1:33.418	+7.996	15:12:53.757
2	1:26.516	+1.094	15:14:20.273

Lap	Lap Tm	Diff	Time of Day
3	1:26.084	+0.662	15:15:46.357
4	1:26.068	+0.646	15:17:12.425
5	1:28.400	+2.978	15:18:40.825
6	1:25.422	-	15:20:06.247
7	1:30.209	+4.787	15:21:36.456

Best Tm: 1:25.422

(8) Adam SAWARD

1	1:31.864	+5.889	15:12:52.312
2	1:26.221	+0.246	15:14:18.533
3	1:26.112	+0.137	15:15:44.645
4	1:25.975	-	15:17:10.620
5	1:27.628	+1.653	15:18:38.248
6	1:26.421	+0.446	15:20:04.669
7	1:33.116	+7.141	15:21:37.785

Best Tm: 1:25.975

(77) Stuart ABBOTT

1	1:28.421	+4.332	15:12:45.871
2	1:24.230	+0.141	15:14:10.101
3	1:24.089	-	15:15:34.190
4	1:24.610	+0.521	15:16:58.800
5	1:24.730	+0.641	15:18:23.530
6	1:32.269	+8.180	15:19:55.799

Best Tm: 1:24.089

(46) Vicky DYSON

1	1:52.159	+6.534	15:13:14.914
2	1:47.262	+1.637	15:15:02.176
3	1:45.625	-	15:16:47.801
4	1:47.542	+1.917	15:18:35.343
5	1:47.396	+1.771	15:20:22.739

Best Tm: 1:45.625

(45) Graham DYSON

Best Tm: ----

Formula Jedi Championship

Cadwell Park 2.173 Miles

Race 5

10/06/2007 14:35

Race (20:00 Time)

Competitors	Laps															
	0	1	2	3	4	5	6	7	8	9	10	11	12	13	14	15
Richard MITCHAM (10)	1	10	1	1	1	1	1	1	1	1	1	1	1	1	1	1
Nigel REUBEN (1)	2	1	10	10	10	10	10	10	10	10	10	10	10	10	10	10
Stuart ABBOTT (77)	3	77	77	77	77	77	77	77	3	3	3	3	3	3	3	3
Barry ARMSTRONG (31)	4	31	3	3	3	3	3	31	31	43	43	43	43	43	43	43
Jenny ANDERSON (87)	5	87	31	31	31	31	31	31	43	43	31	87	87	87	26	26
Jack SMITH (43)	6	43	43	43	43	43	43	43	87	87	87	26	26	26	63	63
Richard GITTINGS (3)	7	3	87	87	87	87	87	87	26	26	26	63	63	63	19	19
Callum DAVIS (26)	8	26	26	26	26	26	26	26	37	9	63	19	19	19	33	33
Freddie KENNEDY (19)	9	19	8	8	8	8	8	8	8	63	9	9	33	33	15	
John LORD (9)	10	9	37	37	37	37	37	37	9	19	19	33	9	9	9	
Ben ANDERSON (37)	11	37	9	9	9	9	9	9	63	33	33	15	15	15	14	
Adam SAWARD (8)	12	8	63	63	63	63	63	63	19	15	15	14	14	14		
Samuel CREW (63)	13	63	19	19	19	19	19	19	33	14	14	50	50	50		
Trev STAFFORD (33)	14	33	33	33	33	33	33	33	15	50	50					
Len TURNER (15)	15	15	15	15	15	15	15	15	14							
Adam WALKER (14)	16	14	14	14	14	14	14	14	14	50						
Geoffrey COWELL (50)	17	50	46	46	46	46	46	46	50							
Vicky DYSON (46)	18	46	50	50	50	50	50									
-	19															

BRSCC Clubmans Raceday

Sorted on Laps

Alfashop Alfa Romeo Championship - D,E

Cadwell Park 2.173 Miles

Race 6 (Second Race)

10/06/2007 15:10

Race (20:00 Time)

Pos	No.	Name	Make/Model	CC	Class C	Laps	Total Tm	Diff	Avg. Speed	Best Tm 1 Lap	Laps
1	40	Mark JAMES	Alfa Romeo 33	1700	ARD	10	20:44.315	-	62.868	1:48.325	8
2	87	Nikolaos MANTIKAS	Alfa Romeo 33	1700	ARD	10	20:44.509	+0.194	62.858	1:48.197	7
3	96	Emma KARWACKI	Alfa Romeo 33	1700	ARD	10	21:04.605	+20.290	61.860	1:50.823	6
4	45	Phil DONAGHY	Alfa Romeo 145	2000	ARE	10	21:04.959	+20.644	61.842	1:51.104	6
5	54	Richard SALT	Alfa Romeo 33	1712	ARD	10	21:05.467	+21.152	61.817	1:50.056	7
6	16	Simon HAMPTON	Alfa Romeo 33	1700	ARD	10	21:06.135	+21.820	61.785	1:49.933	8
7	62	Chris HEALEY	Alfa Romeo 33	1700	ARD	10	21:06.582	+22.267	61.763	1:50.616	9
8	84	Paul BUCKLEY	Alfa Romeo 156	1970	ARE	10	21:07.096	+22.781	61.738	1:51.033	3
9	5	Ray FOLEY	Alfa Romeo 156	2000	ARE	10	21:13.678	+29.363	61.419	1:52.764	4
10	8	Keith WILLIAMS	Alfa Romeo 145	2000	ARE	10	21:13.957	+29.642	61.405	1:52.932	9
11	47	Graham HEELS	Alfa Romeo 146	2000	ARE	10	21:15.388	+31.073	61.337	1:52.918	9
12	75	Peter Guy L'AMIE	Alfa Romeo 75	2000	ARD	10	21:15.997	+31.682	61.307	1:52.891	9
13	26	Chris BENTLEY	Alfa Romeo 146	2000	ARD	10	21:21.405	+37.090	61.049	1:53.387	7
14	78	Tom ALLEN	Alfa Romeo 75	2000	ARD	10	21:22.235	+37.920	61.009	1:53.093	7
15	17	Andrew CHILDS	Alfa Romeo 75	2000	ARD	10	21:23.007	+38.692	60.972	1:53.713	9
16	39	Sarah HEELS	Alfa Romeo 156	2000	ARE	10	21:43.594	+59.279	60.009	1:55.177	10
17	24	Phil ASTELL	Alfa Romeo 33	1700	ARD	10	22:11.021	1:26.706	58.773	1:50.346	3
18	74	Andy INMAN	Alfa Romeo 156	2000	ARE	8	21:43.791	2 Laps	48.000	1:52.414	6

Not classified (80% = 8 Laps)

DNF	43	Ian FISHER	Alfa Romeo 156	1970	ARE	6	13:52.872	-	56.355	1:59.134	3
DNS	34	David HUGHES	Alfa Romeo 156	2000	ARE	0	----	-	-	----	0

Margin of Victory	Avg. Speed	Best Lap Tm	Best Spd	Best Lap by
+0.194	62.868	1:48.197	72.301	[87] Nikolaos MANTIKAS

Printed: 11/06/2007 16:26:15

1 Motorsports Automatic Race Timing (SMART)

Chief Timekeeper - Ian Sharp

Orbits 3

Clerk of the Course

www.amb-it.com

Sig.

Time

www.mylaps.com

Results can be downloaded at www.smart-timing.co.uk

BRSCC Clubmans Raceday

Alfashop Alfa Romeo Championship - D,E

Cadwell Park 2.173 Miles

Race 6 (Second Race)

10/06/2007 15:10

Race (20:00 Time)

Lap	Lap Tm	Diff	Time of Day
(40) Mark JAMES			
1	1:55.607	+7.282	15:46:57.803
2	1:48.945	+0.620	15:48:46.748
3	1:48.542	+0.217	15:50:35.290
4	1:48.839	+0.514	15:52:24.129
5	4:16.592	+2:28.267	15:56:40.721
6	1:48.809	+0.484	15:58:29.530
7	1:48.383	+0.058	16:00:17.913
8	1:48.325	-	16:02:06.238
9	1:48.945	+0.620	16:03:55.183
10	1:49.028	+0.703	16:05:44.211
Best Tm: 1:48.325			

Lap	Lap Tm	Diff	Time of Day
(87) Nikolaos MANTIKAS			
1	1:54.838	+6.641	15:46:56.931
2	1:49.093	+0.896	15:48:46.024
3	1:48.240	+0.043	15:50:34.264
4	1:48.763	+0.566	15:52:23.027
5	4:17.522	+2:29.325	15:56:40.549
6	1:48.549	+0.352	15:58:29.098
7	1:48.197	-	16:00:17.295
8	1:48.353	+0.156	16:02:05.648
9	1:50.284	+2.087	16:03:55.932
10	1:48.473	+0.276	16:05:44.405
Best Tm: 1:48.197			

Lap	Lap Tm	Diff	Time of Day
(96) Emma KARWACKI			
1	1:55.891	+5.068	15:46:59.345
2	1:52.739	+1.916	15:48:52.084
3	1:51.965	+1.142	15:50:44.049
4	1:52.768	+1.945	15:52:36.817
5	4:05.333	+2:14.510	15:56:42.150
6	1:50.823	-	15:58:32.973
7	1:52.222	+1.399	16:00:25.195
8	1:52.790	+1.967	16:02:17.985
9	1:52.779	+1.956	16:04:10.764
10	1:53.737	+2.914	16:06:04.501
Best Tm: 1:50.823			

Lap	Lap Tm	Diff	Time of Day
(45) Phil DONAGHY			
1	1:56.801	+5.697	15:47:00.323
2	1:52.404	+1.300	15:48:52.727
3	1:52.452	+1.348	15:50:45.179
4	1:52.176	+1.072	15:52:37.355
5	4:05.174	+2:14.070	15:56:42.529
6	1:51.104	-	15:58:33.633
7	1:52.154	+1.050	16:00:25.787
8	1:52.657	+1.553	16:02:18.444
9	1:52.627	+1.523	16:04:11.071
10	1:53.784	+2.680	16:06:04.855
Best Tm: 1:51.104			

Lap	Lap Tm	Diff	Time of Day
(54) Richard SALT			
1	1:58.377	+8.321	15:47:01.615
2	1:52.203	+2.147	15:48:53.818
3	1:52.283	+2.227	15:50:46.101

Lap	Lap Tm	Diff	Time of Day
4	1:51.769	+1.713	15:52:37.870
5	4:05.836	+2:15.780	15:56:43.706
6	1:52.437	+2.381	15:58:36.143
7	1:50.056	-	16:00:26.199
8	1:52.623	+2.567	16:02:18.822
9	1:52.952	+2.896	16:04:11.774
10	1:53.589	+3.533	16:06:05.363
Best Tm: 1:50.056			

Lap	Lap Tm	Diff	Time of Day
(16) Simon HAMPTON			
1	1:58.095	+8.162	15:47:01.165
2	1:52.013	+2.080	15:48:53.178
3	1:52.535	+2.602	15:50:45.713
4	1:52.638	+2.705	15:52:38.351
5	4:05.582	+2:15.649	15:56:43.933
6	1:53.133	+3.200	15:58:37.066
7	1:52.472	+2.539	16:00:29.538
8	1:49.933	-	16:02:19.471
9	1:52.700	+2.767	16:04:12.171
10	1:53.860	+3.927	16:06:06.031
Best Tm: 1:49.933			

Lap	Lap Tm	Diff	Time of Day
(62) Chris HEALEY			
1	1:59.028	+8.412	15:47:03.139
2	1:51.859	+1.243	15:48:54.998
3	1:54.055	+3.439	15:50:49.053
4	1:52.626	+2.010	15:52:41.679
5	4:03.758	+2:13.142	15:56:45.437
6	1:52.797	+2.181	15:58:38.234
7	1:52.017	+1.401	16:00:30.251
8	1:52.876	+2.260	16:02:23.127
9	1:50.616	-	16:04:13.743
10	1:52.735	+2.119	16:06:06.478
Best Tm: 1:50.616			

Lap	Lap Tm	Diff	Time of Day
(84) Paul BUCKLEY			
1	1:58.989	+7.956	15:47:03.516
2	1:52.286	+1.253	15:48:55.802
3	1:51.033	-	15:50:46.835
4	1:52.817	+1.784	15:52:39.652
5	4:05.453	+2:14.420	15:56:45.105
6	1:52.514	+1.481	15:58:37.619
7	1:52.272	+1.239	16:00:29.891
8	1:51.224	+0.191	16:02:21.115
9	1:51.671	+0.638	16:04:12.786
10	1:54.206	+3.173	16:06:06.992
Best Tm: 1:51.033			

Lap	Lap Tm	Diff	Time of Day
(5) Ray FOLEY			
1	2:01.186	+8.422	15:47:05.136
2	1:53.474	+0.710	15:48:58.610
3	1:53.748	+0.984	15:50:52.358
4	1:52.764	-	15:52:45.122
5	4:01.225	+2:08.461	15:56:46.347
6	1:53.103	+0.339	15:58:39.450
7	1:52.983	+0.219	16:00:32.433
8	1:54.455	+1.691	16:02:26.888
9	1:53.204	+0.440	16:04:20.092

Lap	Lap Tm	Diff	Time of Day
10	1:53.482	+0.718	16:06:13.574
Best Tm: 1:52.764			

Lap	Lap Tm	Diff	Time of Day
(8) Keith WILLIAMS			
1	2:00.726	+7.794	15:47:05.721
2	1:53.481	+0.549	15:48:59.202
3	1:53.791	+0.859	15:50:52.993
4	1:53.007	+0.075	15:52:46.000
5	4:01.254	+2:08.322	15:56:47.254
6	1:53.718	+0.786	15:58:40.972
7	1:53.011	+0.079	16:00:33.983
8	1:53.572	+0.640	16:02:27.555
9	1:52.932	-	16:04:20.487
10	1:53.366	+0.434	16:06:13.853
Best Tm: 1:52.932			

Lap	Lap Tm	Diff	Time of Day
(47) Graham HEELS			
1	2:01.858	+8.940	15:47:06.886
2	1:53.454	+0.536	15:49:00.340
3	1:53.685	+0.767	15:50:54.025
4	1:53.341	+0.423	15:52:47.366
5	4:00.469	+2:07.551	15:56:47.835
6	1:53.854	+0.936	15:58:41.689
7	1:53.362	+0.444	16:00:35.051
8	1:53.468	+0.550	16:02:28.519
9	1:52.918	-	16:04:21.437
10	1:53.847	+0.929	16:06:15.284
Best Tm: 1:52.918			

Lap	Lap Tm	Diff	Time of Day
(75) Peter Guy LAMIE			
1	2:04.732	+11.841	15:47:10.906
2	1:55.451	+2.560	15:49:06.357
3	1:55.575	+2.684	15:51:01.932
4	1:54.806	+1.915	15:52:56.738
5	3:52.281	+1:59.390	15:56:49.019
6	1:53.155	+0.264	15:58:42.174
7	1:53.505	+0.614	16:00:35.679
8	1:53.230	+0.339	16:02:28.909
9	1:52.891	-	16:04:21.800
10	1:54.093	+1.202	16:06:15.893
Best Tm: 1:52.891			

Lap	Lap Tm	Diff	Time of Day
(26) Chris BENTLEY			
1	2:04.171	+10.784	15:47:09.692
2	1:55.729	+2.342	15:49:05.421
3	1:56.070	+2.683	15:51:01.491
4	1:57.321	+3.934	15:52:58.812
5	3:50.801	+1:57.414	15:56:49.613
6	1:55.177	+1.790	15:58:44.790
7	1:53.387	-	16:00:38.177
8	1:54.579	+1.192	16:02:32.756
9	1:54.384	+0.997	16:04:27.140
10	1:54.161	+0.774	16:06:21.301
Best Tm: 1:53.387			

Lap	Lap Tm	Diff	Time of Day
(78) Tom ALLEN			

BRSCC Clubmans Raceday

Alfashop Alfa Romeo Championship - D,E

Cadwell Park 2.173 Miles

Race 6 (Second Race)

10/06/2007 15:10

Race (20:00 Time)

Lap	Lap Tm	Diff	Time of Day
1	2:04.292	+11.199	15:47:10.350
2	1:55.538	+2.445	15:49:05.888
3	1:56.441	+3.348	15:51:02.329
4	1:57.221	+4.128	15:52:59.550
5	3:51.488	+1:58.395	15:56:51.038
6	1:54.709	+1.616	15:58:45.747
7	1:53.093	-	16:00:38.840
8	1:55.024	+1.931	16:02:33.864
9	1:53.857	+0.764	16:04:27.721
10	1:54.410	+1.317	16:06:22.131
Best Tm: 1:53.093			

(17) Andrew CHILDS

1	2:06.232	+12.519	15:47:14.391
2	2:00.030	+6.317	15:49:14.421
3	2:00.426	+6.713	15:51:14.847
4	1:56.689	+2.976	15:53:11.536
5	3:40.565	+1:46.852	15:56:52.101
6	1:54.470	+0.757	15:58:46.571
7	1:53.797	+0.084	16:00:40.368
8	1:54.212	+0.499	16:02:34.580
9	1:53.713	-	16:04:28.293
10	1:54.610	+0.897	16:06:22.903
Best Tm: 1:53.713			

(39) Sarah HEELS

1	2:07.192	+12.015	15:47:13.947
2	1:59.916	+4.739	15:49:13.863
3	1:59.961	+4.784	15:51:13.824
4	1:59.770	+4.593	15:53:13.594
5	3:40.200	+1:45.023	15:56:53.794
6	2:00.459	+5.282	15:58:54.253
7	1:59.094	+3.917	16:00:53.347
8	1:56.670	+1.493	16:02:50.017
9	1:58.296	+3.119	16:04:48.313
10	1:55.177	-	16:06:43.490
Best Tm: 1:55.177			

(24) Phil ASTELL

1	1:59.218	+8.872	15:47:05.849
2	1:51.268	+0.922	15:48:57.117
3	1:50.346	-	15:50:47.463
4	1:51.578	+1.232	15:52:39.041
5	4:05.093	+2:14.747	15:56:44.134
6	1:52.732	+2.386	15:58:36.866
7	1:52.951	+2.605	16:00:29.817
8	2:11.994	+21.648	16:02:41.811
9	2:12.780	+22.434	16:04:54.591
10	2:16.326	+25.980	16:07:10.917
Best Tm: 1:50.346			

(74) Andy INMAN

1	2:00.072	+7.658	15:47:07.096
2	1:54.029	+1.615	15:49:01.125
p3	8:10.466	+6:18.052	15:57:11.592
4	1:57.739	+5.325	15:59:09.331
5	1:52.627	+0.213	16:01:01.958
6	1:52.414	-	16:02:54.372

Lap	Lap Tm	Diff	Time of Day
7	1:54.180	+1.766	16:04:48.552
8	1:55.135	+2.721	16:06:43.687
Best Tm: 1:52.414			

(43) Ian FISHER

1	2:05.605	+6.471	15:47:12.307
2	2:00.201	+1.067	15:49:12.508
3	1:59.134	-	15:51:11.642
4	2:00.549	+1.415	15:53:12.191
5	3:41.369	+1:42.235	15:56:53.560
6	1:59.208	+0.074	15:58:52.768
Best Tm: 1:59.134			

(34) David HUGHES

Best Tm: -:-:-

Lap	Lap Tm	Diff	Time of Day
-----	--------	------	-------------


Alfashop Alfa Romeo Championship - D,E

Cadwell Park 2.173 Miles

Race 6 (Second Race)

10/06/2007 15:10

Race (20:00 Time)



Competitors	Laps											
	0	1	2	3	4	5	6	7	8	9	10	
Nikolaos MANTIKAS (87)	1	87	87	87	87	87	87	87	87	87	40	40
Mark JAMES (40)	2	40	40	40	40	40	40	40	40	40	87	87
Simon HAMPTON (16)	3	16	96	96	96	96	96	96	96	96	96	96
Richard SALT (54)	4	54	45	45	45	45	45	45	45	45	45	45
Emma KARWACKI (96)	5	96	16	16	16	54	54	54	54	54	54	54
Phil DONAGHY (45)	6	45	54	54	54	16	16	24	16	16	16	16
Ray FOLEY (5)	7	5	62	62	84	24	24	16	24	84	84	62
Chris HEALEY (62)	8	62	84	84	24	84	84	84	84	62	62	84
Paul BUCKLEY (84)	9	84	5	24	62	62	62	62	62	5	5	5
Keith WILLIAMS (8)	10	8	8	5	5	5	5	5	5	8	8	8
Graham HEELS (47)	11	47	24	8	8	8	8	8	8	47	47	47
Chris BENTLEY (26)	12	26	47	47	47	47	47	47	47	75	75	75
Tom ALLEN (78)	13	78	74	74	26	75	75	75	75	26	26	26
Peter Guy L'AMIE (75)	14	75	26	26	75	26	26	26	26	78	78	78
Phil ASTELL (24)	15	24	78	78	78	78	78	78	78	17	17	17
Ian FISHER (43)	16	43	75	75	43	17	17	17	17	24	39	39
Sarah HEELS (39)	17	39	43	43	39	43	43	43	39	39	24	24
Andy INMAN (74)	18	74	39	39	17	39	39	39	74	74		
Andrew CHILDS (17)	19	17	17	17	74	74	74	74				
-	20											

BRSCC Clubmans Raceday

Sorted on Laps

LMA Euro Saloon Car Championship - C,D,E

Cadwell Park 2.173 Miles

Race 7

10/06/2007 15:45

Race (20:00 Time)

Pos	No.	Name	Make/Model	CC	Class	Laps	Total Tm	Diff	Avg. Speed	Best Tm	1 Lap
1	2	Simon TAYLOR	Honda Civic Vtec	2000	ESD	12	20:52.907	-	74.925	1:42.753	4
2	88	David HINDE	Vauxhall Vectra	2500	ESC	12	20:58.929	+6.022	74.566	1:43.605	4
3	9	David ROBERTS	Rover Tomcat	1994	ESC	12	21:10.013	+17.106	73.915	1:44.039	11
4	99	Ian CRAIG	BMW M3	2998	ESC	12	21:16.942	+24.035	73.514	1:44.350	2
5	72	Stephen PEARCY	Rover 220	2000	ESC	12	21:21.815	+28.908	73.235	1:44.478	6
6	57	Jim MEPHAM	Renault Megane	1990	ESD	12	21:42.259	+49.352	72.085	1:43.944	5
7	40	Simon JACKSON	Vauxhall Nova Gsi	1600	ESE	12	22:16.809	1:23.902	70.222	1:49.678	12
8	17	Jason NEWMAN	Peugeot 306	1905	ESD	12	22:17.605	1:24.698	70.180	1:49.305	9
9	87	Yaser ALMAGHNBI	Renault Clio	1998	ESD	11	21:57.699	1 Lap	65.304	1:56.015	11

Not classified (80% = 10 Laps)

DNF	8	Alan WILSHIRE	Honda Integra	1800	ESD	9	15:51.618	-	73.985	1:44.228	7
DNF	60	Mark HAMMERSLEY	Ford Fiesta	1300	ESE	6	11:24.516	-	68.569	1:48.813	3
DNS	78	Simon PARKER	Vauxhall 220	2000	ESC	0	----	-	-	----	0
DNS	20	Chris BROGDEN	Fiat Uno	1498	ESE	0	----	-	-	----	0

Announcements

New Track Record (1:42.753) for BRSCC Euro Sal. (D) by Simon TAYLOR.

New Track Record (1:48.813) for BRSCC Euro Sal. (E) by Mark HAMMERSLEY.

Margin of Victory	Avg. Speed	Best Lap Tm	Best Spd	Best Lap by
+6.022	74.925	1:42.753	76.132	[2] Simon TAYLOR

Printed: 11/06/2007 16:27:14

1 Motorsports Automatic Race Timing (SMART)

Chief Timekeeper - Ian Sharp

Orbits 3

Clerk of the Course

www.amb-it.com

Sig.

Time

www.mylaps.com

Results can be downloaded at www.smart-timing.co.uk

Page 1/1

BRSCC Clubmans Raceday

LMA Euro Saloon Car Championship - C,D,E

Cadwell Park 2.173 Miles

Race 7

10/06/2007 15:45

Race (20:00 Time)

Lap	Lap Tm	Diff	Time of Day
(2) Simon TAYLOR			
1	1:46.002	+3.249	16:17:54.928
2	1:42.985	+0.232	16:19:37.913
3	1:42.794	+0.041	16:21:20.707
4	1:42.753	-	16:23:03.460
5	1:44.011	+1.258	16:24:47.471
6	1:43.851	+1.098	16:26:31.322
7	1:43.977	+1.224	16:28:15.299
8	1:44.181	+1.428	16:29:59.480
9	1:44.558	+1.805	16:31:44.038
10	1:44.724	+1.971	16:33:28.762
11	1:46.981	+4.228	16:35:15.743
12	1:45.847	+3.094	16:37:01.590
Best Tm: 1:42.753			

Lap	Lap Tm	Diff	Time of Day
(88) David HINDE			
1	1:47.587	+3.982	16:17:57.100
2	1:44.270	+0.665	16:19:41.370
3	1:44.905	+1.300	16:21:26.275
4	1:43.605	-	16:23:09.880
5	1:44.217	+0.612	16:24:54.097
6	1:44.834	+1.229	16:26:38.931
7	1:44.187	+0.582	16:28:23.118
8	1:44.019	+0.414	16:30:07.137
9	1:44.009	+0.404	16:31:51.146
10	1:44.610	+1.005	16:33:35.756
11	1:45.100	+1.495	16:35:20.856
12	1:46.756	+3.151	16:37:07.612
Best Tm: 1:43.605			

Lap	Lap Tm	Diff	Time of Day
(9) David ROBERTS			
1	1:48.018	+3.979	16:17:57.944
2	1:45.131	+1.092	16:19:43.075
3	1:45.513	+1.474	16:21:28.588
4	1:45.020	+0.981	16:23:13.608
5	1:44.711	+0.672	16:24:58.319
6	1:46.111	+2.072	16:26:44.430
7	1:45.686	+1.647	16:28:30.116
8	1:46.592	+2.553	16:30:16.708
9	1:46.895	+2.856	16:32:03.603
10	1:45.293	+1.254	16:33:48.896
11	1:44.039	-	16:35:32.935
12	1:45.761	+1.722	16:37:18.696
Best Tm: 1:44.039			

Lap	Lap Tm	Diff	Time of Day
(99) Ian CRAIG			
1	1:46.753	+2.403	16:17:56.501
2	1:44.350	-	16:19:40.851
3	1:47.477	+3.127	16:21:28.328
4	1:44.492	+0.142	16:23:12.820
5	1:45.025	+0.675	16:24:57.845
6	1:44.798	+0.448	16:26:42.643
7	1:44.784	+0.434	16:28:27.427
8	1:47.831	+3.481	16:30:15.258
9	1:45.844	+1.494	16:32:01.102
10	1:51.204	+6.854	16:33:52.306
11	1:45.917	+1.567	16:35:38.223
12	1:47.402	+3.052	16:37:25.625

Lap	Lap Tm	Diff	Time of Day
(72) Stephen PEARCY			
Best Tm: 1:44.350			
1	1:49.806	+5.328	16:18:00.176
2	1:45.195	+0.717	16:19:45.371
3	1:45.173	+0.695	16:21:30.544
4	1:45.109	+0.631	16:23:15.653
5	1:44.986	+0.508	16:25:00.639
6	1:44.478	-	16:26:45.117
7	1:45.276	+0.798	16:28:30.393
8	1:45.145	+0.667	16:30:15.538
9	1:45.889	+1.411	16:32:01.427
10	1:44.891	+0.413	16:33:46.318
11	1:45.692	+1.214	16:35:32.010
12	1:58.488	+14.010	16:37:30.498
Best Tm: 1:44.478			

Lap	Lap Tm	Diff	Time of Day
(57) Jim MEPHAM			
1	1:48.932	+4.988	16:17:59.243
2	1:44.891	+0.947	16:19:44.134
3	1:45.349	+1.405	16:21:29.483
4	1:44.870	+0.926	16:23:14.353
5	1:43.944	-	16:24:58.297
6	1:44.615	+0.671	16:26:42.912
7	1:44.768	+0.824	16:28:27.680
8	1:45.011	+1.067	16:30:12.691
9	1:46.914	+2.970	16:31:59.605
10	1:45.470	+1.526	16:33:45.075
11	1:46.400	+2.456	16:35:31.475
12	2:19.467	+35.523	16:37:50.942
Best Tm: 1:43.944			

Lap	Lap Tm	Diff	Time of Day
(40) Simon JACKSON			
1	1:53.269	+3.591	16:18:04.718
2	1:50.742	+1.064	16:19:55.460
3	1:50.313	+0.635	16:21:45.773
4	1:50.146	+0.468	16:23:35.919
5	1:50.418	+0.740	16:25:26.337
6	1:52.480	+2.802	16:27:18.817
7	1:52.546	+2.868	16:29:11.363
8	1:51.449	+1.771	16:31:02.812
9	1:50.474	+0.796	16:32:53.286
10	1:51.705	+2.027	16:34:44.991
11	1:50.823	+1.145	16:36:35.814
12	1:49.678	-	16:38:25.492
Best Tm: 1:49.678			

Lap	Lap Tm	Diff	Time of Day
(17) Jason NEWMAN			
1	1:56.167	+6.862	16:18:08.378
2	1:52.272	+2.967	16:20:00.650
3	1:52.107	+2.802	16:21:52.757
4	1:51.466	+2.161	16:23:44.223
5	1:50.617	+1.312	16:25:34.840
6	1:50.823	+1.518	16:27:25.663
7	1:50.761	+1.456	16:29:16.424
8	1:49.771	+0.466	16:31:06.195
9	1:49.305	-	16:32:55.500
10	1:50.108	+0.803	16:34:45.608

Lap	Lap Tm	Diff	Time of Day
11	1:51.107	+1.802	16:36:36.715
12	1:49.573	+0.268	16:38:26.288
Best Tm: 1:49.305			
(87) Yaser ALMAGHNB			
1	2:00.327	+4.312	16:18:13.060
2	2:00.225	+4.210	16:20:13.285
3	1:59.922	+3.907	16:22:13.207
4	1:59.003	+2.988	16:24:12.210
5	1:58.254	+2.239	16:26:10.464
6	1:58.297	+2.282	16:28:08.761
7	2:02.628	+6.613	16:30:11.389
8	2:02.200	+6.185	16:32:13.589
9	1:59.548	+3.533	16:34:13.137
10	1:57.230	+1.215	16:36:10.367
11	1:56.015	-	16:38:06.382
Best Tm: 1:56.015			

Lap	Lap Tm	Diff	Time of Day
(8) Alan WILSHIRE			
1	1:48.581	+4.353	16:17:58.732
2	1:44.930	+0.702	16:19:43.662
3	1:45.998	+1.770	16:21:29.660
4	1:45.501	+1.273	16:23:15.161
5	1:44.388	+0.160	16:24:59.549
6	1:44.953	+0.725	16:26:44.502
7	1:44.228	-	16:28:28.730
8	1:44.671	+0.443	16:30:13.401
9	1:46.900	+2.672	16:32:00.301
Best Tm: 1:44.228			

Lap	Lap Tm	Diff	Time of Day
(60) Mark HAMMERSLEY			
1	1:55.865	+7.052	16:18:07.310
2	1:50.298	+1.485	16:19:57.608
3	1:48.813	-	16:21:46.421
4	1:49.950	+1.137	16:23:36.371
5	1:50.376	+1.563	16:25:26.747
6	2:06.452	+17.639	16:27:33.199
Best Tm: 1:48.813			

Lap	Lap Tm	Diff	Time of Day
(78) Simon PARKER			
Best Tm: ----			

Lap	Lap Tm	Diff	Time of Day
(20) Chris BROGDEN			
Best Tm: ----			


LMA Euro Saloon Car Championship - C,D,E

Cadwell Park 2.173 Miles

Race 7

10/06/2007 15:45

Race (20:00 Time)



Competitors	Laps													
	0	1	2	3	4	5	6	7	8	9	10	11	12	
Simon TAYLOR (2)	1	2	2	2	2	2	2	2	2	2	2	2	2	2
David HINDE (88)	2	88	99	99	88	88	88	88	88	88	88	88	88	88
Ian CRAIG (99)	3	99	88	88	99	99	99	99	99	57	57	57	57	9
David ROBERTS (9)	4	9	9	9	9	9	57	57	57	8	8	72	72	99
Alan WILSHIRE (8)	5	8	8	8	57	57	9	9	8	99	99	9	9	72
Jim MEPHAM (57)	6	57	57	57	8	8	8	8	9	72	72	99	99	57
Stephen PEARCY (72)	7	72	72	72	72	72	72	72	9	9	40	40	40	40
Mark HAMMERSLEY (60)	8	60	40	40	40	40	40	40	40	40	40	17	17	17
Simon JACKSON (40)	9	40	60	60	60	60	60	17	17	17	17	87	87	
Jason NEWMAN (17)	10	17	17	17	17	17	17	60	87	87	87			
Yaser ALMAGHNBI (87)	11	87	87	87	87	87	87	87						
-	12													
-	13													

BRSCC Clubmans Raceday

Sorted on Laps

Alfashop Alfa Romeo Championship - A,B,C

Cadwell Park 2.173 Miles

Race 8 (Second Race)

10/06/2007 16:20

Race (20:00 Time)

Pos	No.	Name	Make/Model	CC	Class C	Laps	Total Tm	Diff	Avg. Speed	Best Tm	1 Lap
1	98	Adie HAWKINS	Alfa Romeo 33	1750	ARA	13	21:07.627	-	80.226	1:34.844	11
2	11	Andy MILLAR	Alfa Romeo 33	1700	ARA	13	21:37.249	+29.622	78.394	1:37.846	4
3	51	Roger EVANS	Alfa Romeo GTV	2950	ARA	13	22:08.159	1:00.532	76.569	1:39.065	3
4	97	Neil SMITH	Alfa Romeo 156	1970	ARB	13	22:32.482	1:24.855	75.192	1:40.885	2
5	18	Neville SIMPSON	Alfa Romeo Alfetta	2500	ARB	12	21:16.642	1 Lap	73.532	1:44.839	10
6	13	John POGSON	Alfa Romeo 155	3000	ARC	12	22:12.128	+55.486	70.469	1:49.168	11
7	44	Robin EYRE-MAUNSELL	Alfa Romeo 75	3000	ARA	12	22:12.883	+56.241	70.429	1:48.655	4
8	50	Gareth HAYWOOD	Alfa Romeo 147	2500	ARB	11	21:14.706	2 Laps	67.506	1:52.674	10

Not classified (80% = 11 Laps)

DNF	1	Tim LEWIS	Alfa Sud	2000	ARA	11	17:54.408	-	80.091	1:35.727	10
DNF	69	Ian STAPLETON	Alfa Romeo GTV6	3900	ARA	6	9:51.201	-	79.392	1:35.953	6
DNF	53	Graham SEAGER	Alfa Romeo 156	3000	ARC	5	9:18.987	-	69.973	1:48.795	4
DNF	25	Bryan SHRUBB	Alfa Romeo 33	1700	ARA	1	1:53.613	-	68.854	1:49.885	1
DNS	12	Chris SNOWDEN	Alfa Romeo 33	1910	ARA	0	----	-	-	----	0
DNS	14	Andy PAGE	Alfa Romeo Giulietta	1800	ARA	0	----	-	-	----	0

Announcements

New Track Record (1:34.844) for BRSCC Alfa Romeo (A) by Adie HAWKINS.

Margin of Victory	Avg. Speed	Best Lap Tm	Best Spd	Best Lap by
+29.622	80.226	1:34.844	82.481	[98] Adie HAWKINS

Printed: 11/06/2007 16:29:50

1 Motorsports Automatic Race Timing (SMART)

Chief Timekeeper - Ian Sharp

Orbits 3

Clerk of the Course

www.amb-it.com

Sig.

Time

www.mylaps.com

Results can be downloaded at www.smart-timing.co.uk

Page 1/1

BRSCC Clubmans Raceday

Alfashop Alfa Romeo Championship - A,B,C

Cadwell Park 2.173 Miles

Race 8 (Second Race)

10/06/2007 16:20

Race (20:00 Time)

Lap	Lap Tm	Diff	Time of Day
(98) Adie HAWKINS			
1	1:44.395	+9.551	16:54:12.565
2	1:38.372	+3.528	16:55:50.937
3	1:37.213	+2.369	16:57:28.150
4	1:35.754	+0.910	16:59:03.904
5	1:35.240	+0.396	17:00:39.144
6	1:35.558	+0.714	17:02:14.702
7	1:41.234	+6.390	17:03:55.936
8	1:35.206	+0.362	17:05:31.142
9	1:35.474	+0.630	17:07:06.616
10	1:36.134	+1.290	17:08:42.750
11	1:34.844	-	17:10:17.594
12	1:36.270	+1.426	17:11:53.864
13	1:36.678	+1.834	17:13:30.542
Best Tm: 1:34.844			

Lap	Lap Tm	Diff	Time of Day
(11) Andy MILLAR			
1	1:44.469	+6.623	16:54:10.371
2	1:39.309	+1.463	16:55:49.680
3	1:37.894	+0.048	16:57:27.574
4	1:37.846	-	16:59:05.420
5	1:38.615	+0.769	17:00:44.035
6	1:39.296	+1.450	17:02:23.331
7	1:40.843	+2.997	17:04:04.174
8	1:39.860	+2.014	17:05:44.034
9	1:39.739	+1.893	17:07:23.773
10	1:38.736	+0.890	17:09:02.509
11	1:39.192	+1.346	17:10:41.701
12	1:38.858	+1.012	17:12:20.559
13	1:39.605	+1.759	17:14:00.164
Best Tm: 1:37.846			

Lap	Lap Tm	Diff	Time of Day
(51) Roger EVANS			
1	1:45.477	+6.412	16:54:11.694
2	1:39.074	+0.009	16:55:50.768
3	1:39.065	-	16:57:29.833
4	1:42.047	+2.982	16:59:11.880
5	1:40.545	+1.480	17:00:52.425
6	1:40.330	+1.265	17:02:32.755
7	1:43.235	+4.170	17:04:15.990
8	1:41.953	+2.888	17:05:57.943
9	1:42.501	+3.436	17:07:40.444
10	1:42.235	+3.170	17:09:22.679
11	1:41.994	+2.929	17:11:04.673
12	1:41.898	+2.833	17:12:46.571
13	1:44.503	+5.438	17:14:31.074
Best Tm: 1:39.065			

Lap	Lap Tm	Diff	Time of Day
(97) Neil SMITH			
1	1:46.147	+5.262	16:54:12.646
2	1:40.885	-	16:55:53.531
3	1:40.955	+0.070	16:57:34.486
4	1:41.456	+0.571	16:59:15.942
5	1:41.488	+0.603	17:00:57.430
6	1:43.358	+2.473	17:02:40.788
7	1:44.692	+3.807	17:04:25.480
8	1:43.781	+2.896	17:06:09.261
9	1:44.622	+3.737	17:07:53.883

Lap	Lap Tm	Diff	Time of Day
10	1:46.224	+5.339	17:09:40.107
11	1:45.897	+5.012	17:11:26.004
12	1:46.212	+5.327	17:13:12.216
13	1:43.181	+2.296	17:14:55.397
Best Tm: 1:40.885			

Lap	Lap Tm	Diff	Time of Day
(18) Neville SIMPSON			
1	1:50.459	+5.620	16:54:17.762
2	1:45.227	+0.388	16:56:02.989
3	1:45.879	+1.040	16:57:48.868
4	1:46.183	+1.344	16:59:35.051
5	1:45.614	+0.775	17:01:20.665
6	1:45.517	+0.678	17:03:06.182
7	1:46.847	+2.008	17:04:53.029
8	1:46.471	+1.632	17:06:39.500
9	1:44.931	+0.092	17:08:24.431
10	1:44.839	-	17:10:09.270
11	1:44.972	+0.133	17:11:54.242
12	1:45.315	+0.476	17:13:39.557
Best Tm: 1:44.839			

Lap	Lap Tm	Diff	Time of Day
(13) John POGSON			
1	1:55.036	+5.868	16:54:22.911
2	1:50.581	+1.413	16:56:13.492
3	1:49.831	+0.663	16:58:03.323
4	1:49.267	+0.099	16:59:52.590
5	1:50.254	+1.086	17:01:42.844
6	1:50.191	+1.023	17:03:33.035
7	1:51.183	+2.015	17:05:24.218
8	1:50.615	+1.447	17:07:14.833
9	1:50.976	+1.808	17:09:05.809
10	1:49.873	+0.705	17:10:55.682
11	1:49.168	-	17:12:44.850
12	1:50.193	+1.025	17:14:35.043
Best Tm: 1:49.168			

Lap	Lap Tm	Diff	Time of Day
(44) Robin EYRE-MAUNSELL			
1	1:54.564	+5.909	16:54:22.047
2	1:49.927	+1.272	16:56:11.974
3	1:49.609	+0.954	16:58:01.583
4	1:48.655	-	16:59:50.238
5	1:49.791	+1.136	17:01:40.029
6	1:49.576	+0.921	17:03:29.605
7	1:52.021	+3.366	17:05:21.626
8	1:52.481	+3.826	17:07:14.107
9	1:52.737	+4.082	17:09:06.844
10	1:49.190	+0.535	17:10:56.034
11	1:49.280	+0.625	17:12:45.314
12	1:50.484	+1.829	17:14:35.798
Best Tm: 1:48.655			

Lap	Lap Tm	Diff	Time of Day
(50) Gareth HAYWOOD			
1	2:01.611	+8.937	16:54:30.120
2	1:56.256	+3.582	16:56:26.376
3	1:55.735	+3.061	16:58:22.111
4	1:54.556	+1.882	17:00:16.667
5	1:53.841	+1.167	17:02:10.508
6	1:59.408	+6.734	17:04:09.916

Lap	Lap Tm	Diff	Time of Day
7	1:53.567	+0.893	17:06:03.483
8	1:54.420	+1.746	17:07:57.903
9	1:52.701	+0.027	17:09:50.604
10	1:52.674	-	17:11:43.278
11	1:54.343	+1.669	17:13:37.621
Best Tm: 1:52.674			

Lap	Lap Tm	Diff	Time of Day
(1) Tim LEWIS			
1	1:44.360	+8.633	16:54:09.962
2	1:37.080	+1.353	16:55:47.042
3	1:36.692	+0.965	16:57:23.734
4	1:36.777	+1.050	16:59:00.511
5	1:36.325	+0.598	17:00:36.836
6	1:35.920	+0.193	17:02:12.756
7	1:39.013	+3.286	17:03:51.769
8	1:36.004	+0.277	17:05:27.773
9	1:36.662	+0.935	17:07:04.435
10	1:35.727	-	17:08:40.162
11	1:37.161	+1.434	17:10:17.323
Best Tm: 1:35.727			

Lap	Lap Tm	Diff	Time of Day
(69) Ian STAPLETON			
1	1:44.896	+8.943	16:54:09.719
2	1:38.542	+2.589	16:55:48.261
3	1:36.487	+0.534	16:57:24.748
4	1:36.746	+0.793	16:59:01.494
5	1:36.669	+0.716	17:00:38.163
6	1:35.953	-	17:02:14.116
Best Tm: 1:35.953			

Lap	Lap Tm	Diff	Time of Day
(53) Graham SEAGER			
1	1:53.601	+4.806	16:54:21.424
2	1:51.447	+2.652	16:56:12.871
3	1:49.771	+0.976	16:58:02.642
4	1:48.795	-	16:59:51.437
5	1:50.465	+1.670	17:01:41.902
Best Tm: 1:48.795			

Lap	Lap Tm	Diff	Time of Day
(25) Bryan SHRUBB			
1	1:49.885	-	16:54:16.528
Best Tm: 1:49.885			

Lap	Lap Tm	Diff	Time of Day
(12) Chris SNOWDEN			
Best Tm: -:-:-			

Lap	Lap Tm	Diff	Time of Day
(14) Andy PAGE			
Best Tm: -:-:-			


Alfashop Alfa Romeo Championship - A,B,C

Cadwell Park 2.173 Miles

Race 8 (Second Race)

10/06/2007 16:20

Race (20:00 Time)



Competitors	Laps														
	0	1	2	3	4	5	6	7	8	9	10	11	12	13	
Ian STAPLETON (69)	1	69	69	1	1	1	1	1	1	1	1	1	1	98	98
Tim LEWIS (1)	2	1	1	69	69	69	69	69	98	98	98	98	98	11	11
Andy MILLAR (11)	3	11	11	11	11	98	98	98	11	11	11	11	11	51	51
Roger EVANS (51)	4	51	51	51	98	11	11	11	51	51	51	51	51	97	97
Neil SMITH (97)	5	97	98	98	51	51	51	51	97	97	97	97	97	18	
Bryan SHRUBB (25)	6	25	97	97	97	97	97	97	18	18	18	18	18	13	
Neville SIMPSON (18)	7	18	25	18	18	18	18	18	44	44	13	13	13	44	
Robin EYRE-MAUNSELL (44)	8	44	18	44	44	44	44	44	13	13	44	44	44		
Graham SEAGER (53)	9	53	53	53	53	53	53	13	50	50	50	50	50		
John POGSON (13)	10	13	44	13	13	13	13	13	50						
Adie HAWKINS (98)	11	98	13	50	50	50	50								
Gareth HAYWOOD (50)	12	50	50												
-	13														
-	14														

BRSCC Clubmans Raceday

Sorted on Laps

www.motorlawyers.co.uk Fiat Racing Chal.

Cadwell Park 2.173 Miles

Race 9 (Second Race)

10/06/2007 16:55

Race (20:00 Time)

Pos	No.	Name	Make/Model	CC	Class C	Laps	Total Tm	Diff	Avg. Speed	Best Tm 1 Lap	Laps
1	41	Martin RIMAN	Fiat Uno	1300	FR	11	20:14.597	-	70.847	1:48.884	4
2	2	Sandro PROIETTI	Fiat Uno	1300	FR	11	20:15.980	+1.383	70.767	1:48.512	8
3	4	Simon McFIE	Fiat Uno	1300	FR	11	20:22.060	+7.463	70.414	1:49.259	8
4	9	Mark CUNNINGHAM	Fiat Uno	1300	FR	11	20:31.667	+17.070	69.865	1:49.933	11
5	27	Lee MELLING	Fiat Punto	1300	FR	11	20:32.250	+17.653	69.832	1:49.802	11
6	28	Andrew BOTTERILL	Fiat Uno	1300	FR	11	21:32.005	1:17.408	66.602	1:53.607	10
7	84	Chris McFIE	Fiat Uno	1300	FR	11	21:37.929	1:23.332	66.298	1:54.149	10
8	8	Pete STOCKTON	Fiat Uno	1300	FR	11	21:54.320	1:39.723	65.472	1:57.240	5
9	75	Simon EDWARDS	Fiat Uno	1300	FR	11	22:02.896	1:48.299	65.047	1:57.860	11
10	88	Paul MOUNTFORD	Fiat Uno	1300	FR	10	20:46.416	1 Lap	62.762	2:02.226	2

Not classified (80% = 9 Laps)

DNF	15	Chris JAMES	Fiat Uno	1300	FR	1	3:33.315	-	36.673	3:29.489	1
DNF	53	Mark SNELLING	Fiat Punto	1300	FR	0	3.714	-	-	----	0
DNS	16	Philip BARRETT	Fiat Uno	1300	FR	0	----	-	-	----	0
DNS	87	Neil SELLERS	Fiat Uno	1300	FR	0	----	-	-	----	0

Announcements

New Track Record (1:48.512) for BRSCC Fiat Racing by Sandro PROIETTI.

Margin of Victory	Avg. Speed	Best Lap Tm	Best Spd	Best Lap by
+1.383	70.847	1:48.512	72.092	[2] Sandro PROIETTI

Printed: 11/06/2007 16:30:45

1 Motorsports Automatic Race Timing (SMART)

Chief Timekeeper - Ian Sharp

Orbits 3

Clerk of the Course

www.amb-it.com

Sig.

Time

www.mylaps.com

Results can be downloaded at www.smart-timing.co.uk

Page 1/1

BRSCC Clubmans Raceday

www.motorlawyers.co.uk Fiat Racing Chal.

Cadwell Park 2.173 Miles

Race 9 (Second Race)

10/06/2007 16:55

Race (20:00 Time)

Lap	Lap Tm	Diff	Time of Day
(41) Martin RIMAN			
1	1:55.767	+6.883	17:29:50.005
2	1:49.935	+1.051	17:31:39.940
3	1:49.527	+0.643	17:33:29.467
4	1:48.884	-	17:35:18.351
5	1:49.168	+0.284	17:37:07.519
6	1:49.560	+0.676	17:38:57.079
7	1:50.581	+1.697	17:40:47.660
8	1:49.094	+0.210	17:42:36.754
9	1:50.260	+1.376	17:44:27.014
10	1:48.931	+0.047	17:46:15.945
11	1:50.764	+1.880	17:48:06.709
Best Tm: 1:48.884			

Lap	Lap Tm	Diff	Time of Day
(2) Sandro PROIETTI			
1	1:56.909	+8.397	17:29:53.514
2	1:50.018	+1.506	17:31:43.532
3	1:51.411	+2.899	17:33:34.943
4	1:49.536	+1.024	17:35:24.479
5	1:48.812	+0.300	17:37:13.291
6	1:49.736	+1.224	17:39:03.027
7	1:49.501	+0.989	17:40:52.528
8	1:48.512	-	17:42:41.040
9	1:48.599	+0.087	17:44:29.639
10	1:49.809	+1.297	17:46:19.448
11	1:48.644	+0.132	17:48:08.092
Best Tm: 1:48.512			

Lap	Lap Tm	Diff	Time of Day
(4) Simon McFIE			
1	1:57.106	+7.847	17:29:51.442
2	1:50.074	+0.815	17:31:41.516
3	1:49.602	+0.343	17:33:31.118
4	1:49.943	+0.684	17:35:21.061
5	1:50.520	+1.261	17:37:11.581
6	1:51.163	+1.904	17:39:02.744
7	1:50.366	+1.107	17:40:53.110
8	1:49.259	-	17:42:42.369
9	1:50.328	+1.069	17:44:32.697
10	1:51.019	+1.760	17:46:23.716
11	1:50.456	+1.197	17:48:14.172
Best Tm: 1:49.259			

Lap	Lap Tm	Diff	Time of Day
(9) Mark CUNNINGHAM			
1	1:57.798	+7.865	17:29:52.959
2	1:51.843	+1.910	17:31:44.802
3	1:51.898	+1.965	17:33:36.700
4	1:51.864	+1.931	17:35:28.564
5	1:52.048	+2.115	17:37:20.612
6	1:51.092	+1.159	17:39:11.704
7	1:50.855	+0.922	17:41:02.559
8	1:50.314	+0.381	17:42:52.873
9	1:50.884	+0.951	17:44:43.757
10	1:50.089	+0.156	17:46:33.846
11	1:49.933	-	17:48:23.779
Best Tm: 1:49.933			

Lap	Lap Tm	Diff	Time of Day
(27) Lee MELLING			

Lap	Lap Tm	Diff	Time of Day
(28) Andrew BOTTERILL			
1	1:56.992	+7.190	17:29:51.902
2	1:51.133	+1.331	17:31:43.035
3	1:53.200	+3.398	17:33:36.235
4	1:51.594	+1.792	17:35:27.829
5	1:50.845	+1.043	17:37:18.674
6	1:50.705	+0.903	17:39:09.379
7	1:53.717	+3.915	17:41:03.096
8	1:50.629	+0.827	17:42:53.725
9	1:50.796	+0.994	17:44:44.521
10	1:50.039	+0.237	17:46:34.560
11	1:49.802	-	17:48:24.362
Best Tm: 1:49.802			

Lap	Lap Tm	Diff	Time of Day
(84) Chris McFIE			
1	2:04.297	+10.690	17:30:02.354
2	1:57.065	+3.458	17:31:59.419
3	1:59.198	+5.591	17:33:58.617
4	1:58.361	+4.754	17:35:56.978
5	1:57.272	+3.665	17:37:54.250
6	1:55.861	+2.254	17:39:50.111
7	1:54.215	+0.608	17:41:44.326
8	1:54.621	+1.014	17:43:38.947
9	1:54.621	+1.014	17:45:33.568
10	1:53.607	-	17:47:27.175
11	1:56.942	+3.335	17:49:24.117
Best Tm: 1:53.607			

Lap	Lap Tm	Diff	Time of Day
(8) Pete STOCKTON			
1	2:04.954	+10.805	17:30:01.454
2	1:58.228	+4.079	17:31:59.682
3	1:59.483	+5.334	17:33:59.165
4	1:58.504	+4.355	17:35:57.669
5	1:57.004	+2.855	17:37:54.673
6	1:58.309	+4.160	17:39:52.982
7	1:58.446	+4.297	17:41:51.428
8	1:55.130	+0.981	17:43:46.558
9	1:54.981	+0.832	17:45:41.539
10	1:54.149	-	17:47:35.688
11	1:54.353	+0.204	17:49:30.041
Best Tm: 1:54.149			

Lap	Lap Tm	Diff	Time of Day
(75) Simon EDWARDS			
1	2:03.548	+6.308	17:30:00.137
2	1:58.318	+1.078	17:31:58.455
3	2:00.020	+2.780	17:33:58.475
4	1:58.285	+1.045	17:35:56.760
5	1:57.240	-	17:37:54.000
6	1:58.642	+1.402	17:39:52.642
7	1:58.395	+1.155	17:41:51.037
8	1:58.875	+1.635	17:43:49.912
9	1:57.290	+0.050	17:45:47.202
10	1:58.658	+1.418	17:47:45.860
11	2:00.572	+3.332	17:49:46.432
Best Tm: 1:57.240			

Lap	Lap Tm	Diff	Time of Day
(88) Paul MOUNTFORD			
1	2:07.171	+4.945	17:30:04.855
2	2:02.226	-	17:32:07.081
3	2:03.288	+1.062	17:34:10.369
4	2:03.358	+1.132	17:36:13.727
5	2:03.191	+0.965	17:38:16.918
6	2:02.522	+0.296	17:40:19.440
7	2:04.417	+2.191	17:42:23.857
8	2:04.310	+2.084	17:44:28.167
9	2:05.731	+3.505	17:46:33.898
10	2:04.630	+2.404	17:48:38.528
Best Tm: 2:02.226			

Lap	Lap Tm	Diff	Time of Day
(15) Chris JAMES			
1	3:29.489	-	17:31:25.427
Best Tm: 3:29.489			

Lap	Lap Tm	Diff	Time of Day
(53) Mark SNELLING			
Best Tm: -:-:-			

Lap	Lap Tm	Diff	Time of Day
(16) Philip BARRETT			
Best Tm: -:-:-			

Lap	Lap Tm	Diff	Time of Day
(87) Neil SELLERS			
Best Tm: -:-:-			

Printed: 11/06/2007 16:31:00

British Motorsports Automatic Race Timing (SMART)

Chief Timekeeper - Ian Sharp

Orbits 3


Clerk of the Course

www.amb-it.com

Sig. Time

www.mylaps.com

Results can be downloaded at www.smart-timing.co.uk



Competitors	Laps											
	0	1	2	3	4	5	6	7	8	9	10	11
Martin RIMAN (41)	1	41	41	41	41	41	41	41	41	41	41	41
Simon McFIE (4)	2	4	4	4	4	4	4	2	2	2	2	2
Lee MELLING (27)	3	27	27	27	2	2	2	2	4	4	4	4
Mark CUNNINGHAM (9)	4	9	9	2	27	27	27	27	9	9	9	9
Mark SNELLING (53)	5	53	2	9	9	9	9	9	27	27	27	27
Chris JAMES (15)	6	15	8	8	8	8	8	28	28	28	28	28
Chris McFIE (84)	7	84	84	28	28	28	28	8	8	84	84	84
Pete STOCKTON (8)	8	8	28	84	84	84	84	84	8	8	8	8
Sandro PROIETTI (2)	9	2	75	75	75	75	75	75	75	75	75	75
Simon EDWARDS (75)	10	75	88	88	88	88	88	88	88	88	88	88
Paul MOUNTFORD (88)	11	88	15									
Andrew BOTTERILL (28)	12	28										
-	13											
-	14											