

# Knockhill

**12<sup>th</sup> August 2007**



**S.M.A.R.T.**

**Scottish Motorsports Automatic Race Timing**

Ravenslea, Melrose Road, Galashiels, TD1 2AT

Telephone : 01896 – 752447

Smarty.com Mini Cooper Cup

Knockhill 1.280 Miles

Practice 1

12/08/2007 08:30

Practice

Pos	No.	Name	Make/Model	Class (CC)	Laps	Best Tm	Diff	Lap	2nd Best
1	7	Vic COVEY Jnr	Mini Cooper	SM 1600	7	1:08.588	-	7	1:09.176
2	16	Kenneth THIRWALL	Mini Cooper	SMN 1600	7	1:08.872	+0.284	5	1:09.160
3	15	Ian MILTON	Mini Cooper	SMN 1600	7	1:09.084	+0.496	6	1:09.107
4	3	Glynn GEDDIE	Mini Cooper	SMN 1600	7	1:09.336	+0.748	5	1:09.681
5	8	Jordan GRONKOWSKI	Mini Cooper	SMN 1600	7	1:09.386	+0.798	6	1:09.953
6	9	John BARRIE	Mini Cooper	SMN 1600	7	1:10.133	+1.545	5	1:10.452
7	17	Mark DRYDEN	Mini Cooper	SM 1600	7	1:10.387	+1.799	5	1:10.477
8	4	Gilbert GROSSETT	Mini Cooper	SMN 1600	7	1:10.660	+2.072	5	1:11.152
9	11	Alasdair McGOWAN	Mini Cooper	SM 1600	7	1:11.296	+2.708	6	1:12.129
10	5	Michael ROWAN	Mini Cooper	SMN 1600	7	1:12.104	+3.516	6	1:12.533
11	1	Andy BOUGLASS (Boogie)	Mini Cooper	SM 1600	6	1:17.191	+8.603	4	1:17.313

Chief Timekeeper - David Sharp

Orbits 4

Clerk of the Course

www.amb-it.com

Sig. Time

www.mylaps.com

Results can be downloaded at www.smart-timing.co.uk

Licensed to: SMART

# SMRC Border Raider Meeting

Smarty.com Mini Cooper Cup

Knockhill 1.280 Miles

Practice 1

12/08/2007 08:30

Practice



Lap	Lap Tm	Diff	Time of Day
<b>(7) Vic COVEY Jnr</b>			
1	-:--		8:33:36.082
2	<b>1:11.359</b>	+2.771	8:34:47.441
3	<b>1:11.125</b>	+2.537	8:35:58.566
4	<b>1:23.906</b>	+15.318	8:37:22.472
5	<b>1:09.657</b>	+1.069	8:38:32.129
6	<b>1:09.176</b>	+0.588	8:39:41.305
7	<b>1:08.588</b>	-	8:40:49.893
<b>Best Tm: 1:08.588</b>			

Lap	Lap Tm	Diff	Time of Day
<b>(16) Kenneth THIRWALL</b>			
1	-:--		8:33:48.537
2	<b>1:10.556</b>	+1.684	8:34:59.093
3	<b>1:11.065</b>	+2.193	8:36:10.158
4	<b>1:10.121</b>	+1.249	8:37:20.279
5	<b>1:08.872</b>	-	8:38:29.151
6	<b>1:10.156</b>	+1.284	8:39:39.307
7	<b>1:09.160</b>	+0.288	8:40:48.467
<b>Best Tm: 1:08.872</b>			

Lap	Lap Tm	Diff	Time of Day
<b>(15) Ian MILTON</b>			
1	-:--		8:33:55.811
2	<b>1:10.718</b>	+1.634	8:35:06.529
3	<b>1:09.678</b>	+0.594	8:36:16.207
4	<b>1:09.822</b>	+0.738	8:37:26.029
5	<b>1:09.107</b>	+0.023	8:38:35.136
6	<b>1:09.084</b>	-	8:39:44.220
7	<b>1:32.150</b>	+23.066	8:41:16.370
<b>Best Tm: 1:09.084</b>			

Lap	Lap Tm	Diff	Time of Day
<b>(3) Glynn GEDDIE</b>			
1	-:--		8:34:05.590
2	<b>1:10.178</b>	+0.842	8:35:15.768
3	<b>1:09.681</b>	+0.345	8:36:25.449
4	<b>1:14.481</b>	+5.145	8:37:39.930
5	<b>1:09.336</b>	-	8:38:49.266
6	<b>1:09.844</b>	+0.508	8:39:59.110
7	<b>1:10.492</b>	+1.156	8:41:09.602
<b>Best Tm: 1:09.336</b>			

Lap	Lap Tm	Diff	Time of Day
<b>(8) Jordan GRONKOWSKI</b>			
1	-:--		8:33:39.656
2	<b>1:11.874</b>	+2.488	8:34:51.530
3	<b>1:20.975</b>	+11.589	8:36:12.505
4	<b>1:11.031</b>	+1.645	8:37:23.536
5	<b>1:09.953</b>	+0.567	8:38:33.489
6	<b>1:09.386</b>	-	8:39:42.875
7	<b>1:25.591</b>	+16.205	8:41:08.466
<b>Best Tm: 1:09.386</b>			

Lap	Lap Tm	Diff	Time of Day
<b>(9) John BARRIE</b>			
1	-:--		8:33:48.869
2	<b>1:12.611</b>	+2.478	8:35:01.480
3	<b>1:12.130</b>	+1.997	8:36:13.610
4	<b>1:19.322</b>	+9.189	8:37:32.932
5	<b>1:10.133</b>	-	8:38:43.065
6	<b>1:10.452</b>	+0.319	8:39:53.517
7	<b>1:11.648</b>	+1.515	8:41:05.165
<b>Best Tm: 1:10.133</b>			

Lap	Lap Tm	Diff	Time of Day
<b>(17) Mark DRYDEN</b>			
1	-:--		8:33:53.215
2	<b>1:13.850</b>	+3.463	8:35:07.065
3	<b>1:12.082</b>	+1.695	8:36:19.147
4	<b>1:11.055</b>	+0.668	8:37:30.202
5	<b>1:10.387</b>	-	8:38:40.589
6	<b>1:10.477</b>	+0.090	8:39:51.066
7	<b>1:13.244</b>	+2.857	8:41:04.310
<b>Best Tm: 1:10.387</b>			

Lap	Lap Tm	Diff	Time of Day
<b>(4) Gilbert GROSSETT</b>			
1	-:--		8:33:57.324
2	<b>1:12.926</b>	+2.266	8:35:10.250
3	<b>1:12.057</b>	+1.397	8:36:22.307
4	<b>1:11.393</b>	+0.733	8:37:33.700
5	<b>1:10.660</b>	-	8:38:44.360
6	<b>1:11.152</b>	+0.492	8:39:55.512
7	<b>1:15.002</b>	+4.342	8:41:10.514
<b>Best Tm: 1:10.660</b>			

Lap	Lap Tm	Diff	Time of Day
<b>(11) Alasdair McGOWAN</b>			
1	-:--		8:33:45.142
2	<b>1:13.447</b>	+2.151	8:34:58.589
3	<b>1:14.810</b>	+3.514	8:36:13.399
4	<b>1:13.805</b>	+2.509	8:37:27.204
5	<b>1:12.129</b>	+0.833	8:38:39.333
6	<b>1:11.296</b>	-	8:39:50.629
7	<b>1:12.583</b>	+1.287	8:41:03.212
<b>Best Tm: 1:11.296</b>			

Lap	Lap Tm	Diff	Time of Day
<b>(5) Michael ROWAN</b>			
1	-:--		8:34:05.252
2	<b>1:17.584</b>	+5.480	8:35:22.836
3	<b>1:14.391</b>	+2.287	8:36:37.227
4	<b>1:12.533</b>	+0.429	8:37:49.760
5	<b>1:12.661</b>	+0.557	8:39:02.421
6	<b>1:12.104</b>	-	8:40:14.525
7	<b>1:12.670</b>	+0.566	8:41:27.195
<b>Best Tm: 1:12.104</b>			

(1) Andy BOUGLASS (Boogie)

Chief Timekeeper - David Sharp

Clerk of the Course

Sig. Time

Results can be downloaded at [www.smart-timing.co.uk](http://www.smart-timing.co.uk)

Printed: 27/08/2007 20:55:19

Orbits 4

[www.amb-it.com](http://www.amb-it.com)

[www.mylaps.com](http://www.mylaps.com)

Licensed to: SMART

SMRC Border Raider Meeting

Smarty.com Mini Cooper Cup

Knockhill 1.280 Miles

Race 1 - First Race

12/08/2007 10:40

Race (10 Laps)



<b>2</b>
[16] Kenneth THIRWALL
[1:08.872]
<b>4</b>
[3] Glynn GEDDIE
[1:09.336]
<b>6</b>
[9] John BARRIE
[1:10.133]
<b>8</b>
[4] Gilbert GROSSETT
[1:10.660]
<b>10</b>
[5] Michael ROWAN
[1:12.104]

<b>1</b>
[7] Vic COVEY Jnr
[1:08.588]
<b>3</b>
[15] Ian MILTON
[1:09.084]
<b>5</b>
[8] Jordan GRONKOWSKI
[1:09.386]
<b>7</b>
[17] Mark DRYDEN
[1:10.387]
<b>9</b>
[11] Alasdair McGOWAN
[1:11.296]
<b>11</b>
[1] Andy BOUGLASS (Boogie)
[1:17.191]

1  
2  
3  
4  
5  
6

Chief Timekeeper - David Sharp

Clerk of the Course

Sig. Time

Results can be downloaded at [www.smart-timing.co.uk](http://www.smart-timing.co.uk)

Orbits 4

[www.amb-it.com](http://www.amb-it.com)

[www.mylaps.com](http://www.mylaps.com)

Licensed to: SMART

Scottish Classic Sports &amp; Saloons

Knockhill 1.280 Miles

Practice 2

12/08/2007 08:45

Practice

Pos	No.	Name	Make/Model	Class	Co CC	Laps	Best Tm	Diff	Lap	2nd Best
1	2	Oilly ROSS	Lotus Europa	CSSB	1600	7	1:08.029	-	7	1:08.446
2	96	Mark CAMPBELL	Triumph TR5	CSSC	2600	7	1:08.473	+0.444	5	1:08.737
3	5	Matthew GORDON	Porsche 911	CSSC	2700	7	1:08.797	+0.768	6	1:10.992
4	4	Stan BERNARD	Porsche 911	CSSC	2687	7	1:10.201	+2.172	7	1:10.384
5	12	Tommy GILMARTIN	BMW 2002	CSSC	2000	7	1:10.674	+2.645	7	1:10.971
6	15	Donald LAIRD	Lotus Elan	CSSB	1558	6	1:11.720	+3.691	6	1:12.728
7	66	Ian LONGFORD	Ford Escort	CSSC	2000	6	1:12.014	+3.985	6	1:12.784
8	9	Eoghan MACKIE	Alpine Renault	CSSB	1550	6	1:14.243	+6.214	6	1:15.870
9	11	Ian MORTON	MG Midget	CSSA	1380	6	1:15.150	+7.121	6	1:15.294
10	16	Colin BEVERIDGE	Alfa Sud	CSSB	1490	6	1:15.942	+7.913	5	1:17.566

Chief Timekeeper - David Sharp

Orbits 4

Clerk of the Course

www.amb-it.com

Sig. Time

www.mylaps.com

Results can be downloaded at www.smart-timing.co.uk

Licensed to: SMART

SMRC Border Raider Meeting

Scottish Classic Sports & Saloons

Knockhill 1.280 Miles

Practice 2

12/08/2007 08:45

Practice

Lap	Lap Tm	Diff	Time of Day
<b>(2) Oily ROSS</b>			
1	-:--		8:46:46.542
2	<b>1:09.961</b>	+1.932	8:47:56.503
3	<b>1:08.782</b>	+0.753	8:49:05.285
4	<b>1:08.794</b>	+0.765	8:50:14.079
5	<b>1:08.826</b>	+0.797	8:51:22.905
6	<b>1:08.446</b>	+0.417	8:52:31.351
7	<b>1:08.029</b>	-	8:53:39.380
<b>Best Tm: 1:08.029</b>			

Lap	Lap Tm	Diff	Time of Day
<b>(96) Mark CAMPBELL</b>			
1	-:--		8:46:59.922
2	<b>1:14.884</b>	+6.411	8:48:14.806
3	<b>1:11.162</b>	+2.689	8:49:25.968
4	<b>1:10.200</b>	+1.727	8:50:36.168
5	<b>1:08.473</b>	-	8:51:44.641
6	<b>1:08.737</b>	+0.264	8:52:53.378
7	<b>1:24.527</b>	+16.054	8:54:17.905
<b>Best Tm: 1:08.473</b>			

Lap	Lap Tm	Diff	Time of Day
<b>(5) Matthew GORDON</b>			
1	-:--		8:46:50.292
2	<b>1:12.533</b>	+3.736	8:48:02.825
3	<b>1:10.992</b>	+2.195	8:49:13.817
4	<b>1:11.691</b>	+2.894	8:50:25.508
5	<b>1:11.105</b>	+2.308	8:51:36.613
6	<b>1:08.797</b>	-	8:52:45.410
7	<b>1:11.794</b>	+2.997	8:53:57.204
<b>Best Tm: 1:08.797</b>			

Lap	Lap Tm	Diff	Time of Day
<b>(4) Stan BERNARD</b>			
1	-:--		8:46:48.051
2	<b>1:10.945</b>	+0.744	8:47:58.996
3	<b>1:10.841</b>	+0.640	8:49:09.837
4	<b>1:10.866</b>	+0.665	8:50:20.703
5	<b>1:11.081</b>	+0.880	8:51:31.784
6	<b>1:10.384</b>	+0.183	8:52:42.168
7	<b>1:10.201</b>	-	8:53:52.369
<b>Best Tm: 1:10.201</b>			

Lap	Lap Tm	Diff	Time of Day
<b>(12) Tommy GILMARTIN</b>			
1	-:--		8:46:53.805
2	<b>1:15.236</b>	+4.562	8:48:09.041
3	<b>1:11.961</b>	+1.287	8:49:21.002
4	<b>1:11.559</b>	+0.885	8:50:32.561
5	<b>1:10.971</b>	+0.297	8:51:43.532
6	<b>1:12.642</b>	+1.968	8:52:56.174
7	<b>1:10.674</b>	-	8:54:06.848
<b>Best Tm: 1:10.674</b>			

Lap	Lap Tm	Diff	Time of Day
<b>(15) Donald LAIRD</b>			
1	-:--		8:47:03.231
2	<b>1:17.832</b>	+6.112	8:48:21.063
3	<b>1:15.904</b>	+4.184	8:49:36.967
4	<b>1:12.728</b>	+1.008	8:50:49.695
5	<b>1:13.812</b>	+2.092	8:52:03.507
6	<b>1:11.720</b>	-	8:53:15.227
<b>Best Tm: 1:11.720</b>			

Lap	Lap Tm	Diff	Time of Day
<b>(66) Ian LONGFORD</b>			
1	-:--		8:46:57.889
2	<b>1:17.722</b>	+5.708	8:48:15.611
3	<b>1:16.527</b>	+4.513	8:49:32.138
4	<b>1:15.455</b>	+3.441	8:50:47.593
5	<b>1:12.784</b>	+0.770	8:52:00.377
6	<b>1:12.014</b>	-	8:53:12.391
<b>Best Tm: 1:12.014</b>			

Lap	Lap Tm	Diff	Time of Day
<b>(9) Eoghan MACKIE</b>			
1	-:--		8:46:54.678
2	<b>1:19.931</b>	+5.688	8:48:14.609
3	<b>1:16.917</b>	+2.674	8:49:31.526
4	<b>1:15.870</b>	+1.627	8:50:47.396
5	<b>1:18.874</b>	+4.631	8:52:06.270
6	<b>1:14.243</b>	-	8:53:20.513
<b>Best Tm: 1:14.243</b>			

Lap	Lap Tm	Diff	Time of Day
<b>(11) Ian MORTON</b>			
1	-:--		8:47:02.419
2	<b>1:19.424</b>	+4.274	8:48:21.843
3	<b>1:17.615</b>	+2.465	8:49:39.458
4	<b>1:18.157</b>	+3.007	8:50:57.615
5	<b>1:15.294</b>	+0.144	8:52:12.909
6	<b>1:15.150</b>	-	8:53:28.059
<b>Best Tm: 1:15.150</b>			

Lap	Lap Tm	Diff	Time of Day
<b>(16) Colin BEVERIDGE</b>			
1	-:--		8:47:01.308
2	<b>1:18.795</b>	+2.853	8:48:20.103
3	<b>1:17.999</b>	+2.057	8:49:38.102
4	<b>1:17.566</b>	+1.624	8:50:55.668
5	<b>1:15.942</b>	-	8:52:11.610
6	<b>1:19.730</b>	+3.788	8:53:31.340
<b>Best Tm: 1:15.942</b>			

Chief Timekeeper - David Sharp

Clerk of the Course

Sig. Time

Results can be downloaded at [www.smart-timing.co.uk](http://www.smart-timing.co.uk)

Printed: 27/08/2007 20:31:36

Orbits 4

[www.amb-it.com](http://www.amb-it.com)

[www.mylaps.com](http://www.mylaps.com)

Licensed to: SMART

Page 1/1

SMRC Border Raider Meeting


Scottish Classic Sports & Saloons

Knockhill 1.280 Miles

Race 2 - First Race

12/08/2007 11:00

Race (10 Laps)



<b>2</b>
[96] Mark CAMPBELL
[1:08.473]
<b>4</b>
[4] Stan BERNARD
[1:10.201]
<b>6</b>
[15] Donald LAIRD
[1:11.720]
<b>8</b>
[9] Eoghan MACKIE
[1:14.243]
<b>10</b>
[16] Colin BEVERIDGE
[1:15.942]

<b>1</b>
[2] Oilly ROSS
[1:08.029]
<b>3</b>
[5] Matthew GORDON
[1:08.797]
<b>5</b>
[12] Tommy GILMARTIN
[1:10.674]
<b>7</b>
[66] Ian LONGFORD
[1:12.014]
<b>9</b>
[11] Ian MORTON
[1:15.150]
<b>11</b>
[7] Scott GOODFELLOW

1  
2  
3  
4  
5  
6

Chief Timekeeper - David Sharp

Clerk of the Course

Sig. Time

Results can be downloaded at [www.smart-timing.co.uk](http://www.smart-timing.co.uk)

Orbits 4

[www.amb-it.com](http://www.amb-it.com)

[www.mylaps.com](http://www.mylaps.com)

Licensed to: SMART

## Scottish Sports &amp; Saloon Championship

Knockhill 1.280 Miles

## Practice 3

12/08/2007 09:00

## Practice

Pos	No.	Name	Make/Model	Class	C CC	Laps	Best Tm	Diff	Lap	2nd Best
1	26	Andrew GALLACHER	Ford Fiesta	SSA	2000	7	56.430	-	4	57.573
2	7	Charlie SHAW	Ford Focus	SSA	2000T	7	59.047	+2.617	5	59.191
3	71	Robert PRITCHARD	Caterham	SSA	2000	7	59.914	+3.484	6	1:00.347
4	78	David HEADEN	Caterham R400	SSA	2296	7	1:02.268	+5.838	3	1:02.336
5	10	Bob LYONS	Caterham	SSA	1800	12	1:02.738	+6.308	6	1:03.067
6	16	Derek SIMPSON	Marcos Mantis	SSA	4600	8	1:03.441	+7.011	6	1:03.602
7	56	Tommy DREELAN	Porsche 997	SSA	3600	7	1:03.771	+7.341	6	1:04.649
8	21	Peter TADDEI	Ford Fiesta	SSB	2100	6	1:04.874	+8.444	5	1:09.721
9	40	Derek HASTINGS	Ford Escort Cosworth	SSB	2000T	7	1:05.609	+9.179	4	1:06.102
10	61	Paul LUTI	MG ZT 520	SSB	5000	6	1:06.775	+10.345	6	1:07.189
11	54	Andrew MORRISON	Seat Cupra	SSB	1998	7	1:06.813	+10.383	4	1:06.889
12	9	Warren DUNBAR	Caterham	SSD	1600	5	1:06.948	+10.518	5	1:06.969
13	92	Mike SIDGWICK	Morgan +8	SSA	5000	6	1:07.785	+11.355	4	1:08.185
14	23	Tim EVANS	Sylva Phoenix	SSD	1000	6	1:07.972	+11.542	5	1:08.304
15	53	Brian SMITH	Sylva Phoenix	SSD	2000	6	1:08.432	+12.002	4	1:08.536
16	30	Ian SINCLAIR	Westfield	SSD	1998	7	1:09.375	+12.945	5	1:10.036
17	3	John NATHAN	Ford Escort MK2	SSC	2000	6	1:11.102	+14.672	6	1:11.383
18	32	Andy GLOSSOP	Renault Clio RS	SSC	1998	2	1:12.891	+16.461	2	----
19	28	Sam ARRENBURG	Fisher Fury	SSD	919	6	1:14.404	+17.974	3	1:14.454
20	63	Andy RUSSELL	Westfield SEI	SSD	1800	6	1:15.374	+18.944	3	1:16.446

## Announcements

Revised Grid No 52 added

Chief Timekeeper - David Sharp

Orbits 4

Clerk of the Course

www.amb-it.com

Sig. Time

www.mylaps.com

Results can be downloaded at www.smart-timing.co.uk

Licensed to: SMART



# SMRC Border Raider Meeting

## Scottish Sports & Saloon Championship

Knockhill 1.280 Miles

### Practice 3

12/08/2007 09:00

### Practice

Lap	Lap Tm	Diff	Time of Day
<b>(26) Andrew GALLACHER</b>			
1	----		9:08:16.276
2	<b>1:10.038</b>	+13.608	9:09:26.314
3	<b>1:00.736</b>	+4.306	9:10:27.050
4	<b>56.430</b>	-	9:11:23.480
5	<b>57.573</b>	+1.143	9:12:21.053
6	<b>58.730</b>	+2.300	9:13:19.783
7	<b>1:01.110</b>	+4.680	9:14:20.893
Best Tm: 56.430			

Lap	Lap Tm	Diff	Time of Day
<b>(7) Charlie SHAW</b>			
1	----		9:08:16.493
2	<b>1:10.393</b>	+11.346	9:09:26.886
3	<b>1:01.460</b>	+2.413	9:10:28.346
4	<b>59.191</b>	+0.144	9:11:27.537
5	<b>59.047</b>	-	9:12:26.584
6	<b>59.319</b>	+0.272	9:13:25.903
7	<b>1:01.198</b>	+2.151	9:14:27.101
Best Tm: 59.047			

Lap	Lap Tm	Diff	Time of Day
<b>(71) Robert PRITCHARD</b>			
1	----		9:08:29.971
2	<b>1:02.910</b>	+2.996	9:09:32.881
3	<b>1:01.098</b>	+1.184	9:10:33.979
4	<b>1:00.347</b>	+0.433	9:11:34.326
5	<b>1:00.385</b>	+0.471	9:12:34.711
6	<b>59.914</b>	-	9:13:34.625
7	<b>1:01.073</b>	+1.159	9:14:35.698
Best Tm: 59.914			

Lap	Lap Tm	Diff	Time of Day
<b>(78) David HEADEN</b>			
1	----		9:08:16.078
2	<b>1:03.952</b>	+1.684	9:09:20.030
3	<b>1:02.268</b>	-	9:10:22.298
4	<b>1:02.336</b>	+0.068	9:11:24.634
5	<b>1:10.368</b>	+8.100	9:12:35.002
6	<b>1:02.429</b>	+0.161	9:13:37.431
7	<b>1:36.144</b>	+33.876	9:15:13.575
Best Tm: 1:02.268			

Lap	Lap Tm	Diff	Time of Day
<b>(10) Bob LYONS</b>			
1	----		9:07:39.734
2	<b>1:12.314</b>	+9.576	9:08:52.048
3	<b>1:05.971</b>	+3.233	9:09:58.019
4	<b>1:06.833</b>	+4.095	9:11:04.852
5	<b>1:03.680</b>	+0.942	9:12:08.532
6	<b>1:02.737</b>	-0.001	9:13:11.269
7	<b>1:03.067</b>	+0.329	9:14:14.336
Best Tm: 1:02.737			

Lap	Lap Tm	Diff	Time of Day
<b>(16) Derek SIMPSON</b>			
1	----		9:07:18.861
2	<b>1:06.163</b>	+2.722	9:08:25.024
3	<b>1:05.374</b>	+1.933	9:09:30.398
4	<b>1:04.839</b>	+1.398	9:10:35.237
5	<b>1:03.602</b>	+0.161	9:11:38.839
6	<b>1:03.441</b>	-	9:12:42.280
7	<b>1:03.838</b>	+0.397	9:13:46.118
8	<b>1:04.133</b>	+0.692	9:14:50.251
Best Tm: 1:03.441			

Lap	Lap Tm	Diff	Time of Day
<b>(56) Tommy DREELAN</b>			
1	----		9:07:41.847
2	<b>1:11.154</b>	+7.383	9:08:53.001
3	<b>1:06.881</b>	+3.110	9:09:59.882
4	<b>1:05.983</b>	+2.212	9:11:05.865
5	<b>1:05.920</b>	+2.149	9:12:11.785
6	<b>1:03.771</b>	-	9:13:15.556
7	<b>1:04.649</b>	+0.878	9:14:20.205
Best Tm: 1:03.771			

Lap	Lap Tm	Diff	Time of Day
<b>(21) Peter TADDEI</b>			
1	----		9:07:37.090
2	<b>1:10.517</b>	+5.643	9:08:47.607
3	<b>1:09.721</b>	+4.847	9:09:57.328
4	<b>1:11.107</b>	+6.233	9:11:08.435
5	<b>1:04.874</b>	-	9:12:13.309
6	<b>1:09.888</b>	+5.014	9:13:23.197
Best Tm: 1:04.874			

Lap	Lap Tm	Diff	Time of Day
<b>(40) Derek HASTINGS</b>			
1	----		9:07:39.253
2	<b>1:11.412</b>	+5.803	9:08:50.665
3	<b>1:06.102</b>	+0.493	9:09:56.767
4	<b>1:05.609</b>	-	9:11:02.376
5	<b>1:06.724</b>	+1.115	9:12:09.100
6	<b>1:07.161</b>	+1.552	9:13:16.261
7	<b>1:25.040</b>	+19.431	9:14:41.301
Best Tm: 1:05.609			

Lap	Lap Tm	Diff	Time of Day
<b>(61) Paul LUTI</b>			
1	----		9:08:46.948
2	<b>1:09.341</b>	+2.566	9:09:56.289
3	<b>1:08.712</b>	+1.937	9:11:05.001
4	<b>1:07.484</b>	+0.709	9:12:12.485
5	<b>1:07.189</b>	+0.414	9:13:19.674
6	<b>1:06.775</b>	-	9:14:26.449
Best Tm: 1:06.775			

Lap	Lap Tm	Diff	Time of Day
<b>(54) Andrew MORRISON</b>			
1	----		

Lap	Lap Tm	Diff	Time of Day
1	----		9:08:17.198
2	<b>1:07.831</b>	+1.018	9:09:25.029
3	<b>1:07.476</b>	+0.663	9:10:32.505
4	<b>1:06.813</b>	-	9:11:39.318
5	<b>1:06.889</b>	+0.076	9:12:46.207
6	<b>1:08.513</b>	+1.700	9:13:54.720
7	<b>1:11.570</b>	+4.757	9:15:06.290
Best Tm: 1:06.813			

Lap	Lap Tm	Diff	Time of Day
<b>(9) Warren DUNBAR</b>			
1	----		9:09:59.856
2	<b>1:09.967</b>	+3.019	9:11:09.823
3	<b>1:07.000</b>	+0.052	9:12:16.823
4	<b>1:06.969</b>	+0.021	9:13:23.792
5	<b>1:06.948</b>	-	9:14:30.740
Best Tm: 1:06.948			

Lap	Lap Tm	Diff	Time of Day
<b>(92) Mike SIDGWICK</b>			
1	----		9:08:39.779
2	<b>1:08.248</b>	+0.463	9:09:48.027
3	<b>1:08.402</b>	+0.617	9:10:56.429
4	<b>1:07.785</b>	-	9:12:04.214
5	<b>1:08.839</b>	+1.054	9:13:13.053
6	<b>1:08.185</b>	+0.400	9:14:21.238
Best Tm: 1:07.785			

Lap	Lap Tm	Diff	Time of Day
<b>(23) Tim EVANS</b>			
1	----		9:08:56.066
2	<b>1:10.597</b>	+2.625	9:10:06.663
3	<b>1:09.147</b>	+1.175	9:11:15.810
4	<b>1:08.715</b>	+0.743	9:12:24.525
5	<b>1:07.972</b>	-	9:13:32.497
6	<b>1:08.304</b>	+0.332	9:14:40.801
Best Tm: 1:07.972			

Lap	Lap Tm	Diff	Time of Day
<b>(53) Brian SMITH</b>			
1	----		9:08:35.597
2	<b>1:08.754</b>	+0.322	9:09:44.351
3	<b>1:09.321</b>	+0.889	9:10:53.672
4	<b>1:08.432</b>	-	9:12:02.104
5	<b>1:09.136</b>	+0.704	9:13:11.240
6	<b>1:08.536</b>	+0.104	9:14:19.776
Best Tm: 1:08.432			

Lap	Lap Tm	Diff	Time of Day
<b>(30) Ian SINCLAIR</b>			
1	----		9:07:33.108
2	<b>1:17.765</b>	+8.390	9:08:50.873
3	<b>1:12.491</b>	+3.116	9:10:03.364
4	<b>1:13.078</b>	+3.703	9:11:16.442
5	<b>1:09.375</b>	-	9:12:25.817
6	<b>1:10.036</b>	+0.661	9:13:35.853

Chief Timekeeper - David Sharp

Clerk of the Course

Sig. Time

Results can be downloaded at [www.smart-timing.co.uk](http://www.smart-timing.co.uk)

Printed: 27/08/2007 20:44:48

Orbits 4

[www.amb-it.com](http://www.amb-it.com)

[www.mylaps.com](http://www.mylaps.com)

Licensed to: SMART

SMRC Border Raider Meeting

Scottish Sports & Saloon Championship

Knockhill 1.280 Miles

Practice 3

12/08/2007 09:00

Practice

Lap	Lap Tm	Diff	Time of Day
7	1:35.771	+26.396	9:15:11.624
Best Tm: 1:09.375			

(3) John NATHAN

Lap	Lap Tm	Diff	Time of Day
1	-:--		9:08:55.586
2	1:15.788	+4.686	9:10:11.374
3	1:11.397	+0.295	9:11:22.771
4	1:15.764	+4.662	9:12:38.535
5	1:11.383	+0.281	9:13:49.918
6	1:11.102	-	9:15:01.020
Best Tm: 1:11.102			

(32) Andy GLOSSOP

Lap	Lap Tm	Diff	Time of Day
1	-:--		9:13:00.783
2	1:12.891	-	9:14:13.674
Best Tm: 1:12.891			

(28) Sam ARRENBURG

Lap	Lap Tm	Diff	Time of Day
1	-:--		9:08:59.498
2	1:16.786	+2.382	9:10:16.284
3	1:14.404	-	9:11:30.688
4	1:14.454	+0.050	9:12:45.142
5	1:15.726	+1.322	9:14:00.868
6	1:20.709	+6.305	9:15:21.577
Best Tm: 1:14.404			

(63) Andy RUSSELL

Lap	Lap Tm	Diff	Time of Day
1	-:--		9:08:54.049
2	1:19.260	+3.886	9:10:13.309
3	1:15.374	-	9:11:28.683
4	1:16.446	+1.072	9:12:45.129
5	1:17.920	+2.546	9:14:03.049
6	1:22.385	+7.011	9:15:25.434
Best Tm: 1:15.374			

(52) Ian HEPBURN

Best Tm: -:--

Lap	Lap Tm	Diff	Time of Day
-----	--------	------	-------------

Lap	Lap Tm	Diff	Time of Day
-----	--------	------	-------------

Chief Timekeeper - David Sharp

Clerk of the Course

Sig. Time

Results can be downloaded at [www.smart-timing.co.uk](http://www.smart-timing.co.uk)

Printed: 27/08/2007 20:44:48

Orbits 4

[www.amb-it.com](http://www.amb-it.com)

[www.mylaps.com](http://www.mylaps.com)

Licensed to: SMART

SMRC Border Raider Meeting


Scottish Sports & Saloon Championship

Knockhill 1.280 Miles

Race 3 - First Race

12/08/2007 11:20

Race (10 Laps)



<b>2</b>
[7] Charlie SHAW [59.047]
<b>4</b>
[78] David HEADEN [1:02.268]
<b>6</b>
[16] Derek SIMPSON [1:03.441]
<b>8</b>
[21] Peter TADDEI [1:04.874]
<b>10</b>
[61] Paul LUTI [1:06.775]
<b>12</b>
[9] Warren DUNBAR [1:06.948]
<b>14</b>
[23] Tim EVANS [1:07.972]
<b>16</b>
[30] Ian SINCLAIR [1:09.375]
<b>18</b>
[32] Andy GLOSSOP [1:12.891]
<b>20</b>
[63] Andy RUSSELL [1:15.374]

<b>1</b>
[26] Andrew GALLACHER [56.430]
<b>3</b>
[71] Robert PRITCHARD [59.914]
<b>5</b>
[10] Bob LYONS [1:02.738]
<b>7</b>
[56] Tommy DREELAN [1:03.771]
<b>9</b>
[40] Derek HASTINGS [1:05.609]
<b>11</b>
[54] Andrew MORRISON [1:06.813]
<b>13</b>
[92] Mike SIDGWICK [1:07.785]
<b>15</b>
[53] Brian SMITH [1:08.432]
<b>17</b>
[3] John NATHAN [1:11.102]
<b>19</b>
[28] Sam ARRENBURG [1:14.404]
<b>21</b>
[52] Ian HEPBURN [-:--]

1  
2  
3  
4  
5  
6  
7  
8  
9  
10  
11

Chief Timekeeper - David Sharp

Orbits 4

Clerk of the Course

www.amb-it.com

Sig. Time

www.mylaps.com

Results can be downloaded at [www.smart-timing.co.uk](http://www.smart-timing.co.uk)

Licensed to: SMART

## Scottish Legends Championship

Knockhill 1.280 Miles

## Practice 4

12/08/2007 09:15

## Practice

Pos	No.	Name	Make/Model	Class	C	CC	Laps	Best Tm	Diff	Lap	2nd Best
1	70	David THORBURN	34 Ford Coupe	L		1200	4	1:10.635	-	3	1:12.296
2	50	Dave NEWSHAM	Ford Coupe	L		1250	7	1:10.902	+0.267	7	1:11.056
3	22	Benjamin MASON	Ford Sedan	L		1250	7	1:11.122	+0.487	7	1:11.151
4	26	Steve REYNOLDS	Legend	L		1250	7	1:11.143	+0.508	4	1:12.011
5	28	Frank HYNDS	Legend	L		1250	7	1:11.459	+0.824	3	1:12.121
6	37	Rory BRYANT	Ford Sedan	LS		1250	7	1:12.261	+1.626	6	1:13.098
7	44	Andrew DONALD	Ford Sedan	L		1250	7	1:12.442	+1.807	6	1:12.744
8	68	Carol BROWN	Ford Sedan	L		1200	7	1:12.580	+1.945	4	1:12.751
9	23	Alistair GAULD	Legend	L		1200	7	1:12.895	+2.260	4	1:13.048
10	88	Jason OGG	34 Chevy Coupe	L		1250	7	1:13.531	+2.896	6	1:13.621
11	80	Steve COULL	Legend	L		1250	7	1:13.655	+3.020	6	1:13.708
12	4	Tony CAIG	37 Chevy	L		1250	7	1:13.911	+3.276	6	1:14.293
13	6	Ross MARSHALL	Legend	L		1250	7	1:14.065	+3.430	7	1:14.322
14	90	Mark LEES	Dodge Coupe	L		1250	7	1:14.256	+3.621	7	1:14.487
15	25	Pat HYNDS	34 Chevy	L		1250	5	1:14.383	+3.748	4	1:15.841
16	99	Gordon MANN	37 Ford Sedan	LS		1250	7	1:15.030	+4.395	7	1:15.262
17	60	Michael HOGG	Chevy	LS		1250	7	1:17.054	+6.419	6	1:17.494
18	46	Murray FORD	Legend	L		1200	6	1:18.831	+8.196	4	1:19.513
19	69	Gerard McCOSH	Ford Coupe	L		1250	3	1:19.693	+9.058	2	1:24.682

Chief Timekeeper - David Sharp

Orbits 4

Clerk of the Course

www.amb-it.com

Sig. Time

www.mylaps.com

Results can be downloaded at www.smart-timing.co.uk

Licensed to: SMART

# SMRC Border Raider Meeting

## Scottish Legends Championship

Knockhill 1.280 Miles

### Practice 4

12/08/2007 09:15

### Practice

Lap	Lap Tm	Diff	Time of Day
<b>(70) David THORBURN</b>			
1	---		9:26:15.357
2	<b>1:12.296</b>	+1.661	9:27:27.653
3	<b>1:10.635</b>	-	9:28:38.288
4	<b>1:16.425</b>	+5.790	9:29:54.713
<b>Best Tm: 1:10.635</b>			

Lap	Lap Tm	Diff	Time of Day
<b>(50) Dave NEWSHAM</b>			
1	---		9:26:19.688
2	<b>1:11.472</b>	+0.570	9:27:31.160
3	<b>1:13.386</b>	+2.484	9:28:44.546
4	<b>1:11.250</b>	+0.348	9:29:55.796
5	<b>1:11.111</b>	+0.209	9:31:06.907
6	<b>1:11.056</b>	+0.154	9:32:17.963
7	<b>1:10.902</b>	-	9:33:28.865
<b>Best Tm: 1:10.902</b>			

Lap	Lap Tm	Diff	Time of Day
<b>(22) Benjamin MASON</b>			
1	---		9:26:30.324
2	<b>1:11.151</b>	+0.029	9:27:41.475
3	<b>1:12.203</b>	+1.081	9:28:53.678
4	<b>1:11.823</b>	+0.701	9:30:05.501
5	<b>1:11.382</b>	+0.260	9:31:16.883
6	<b>1:11.198</b>	+0.076	9:32:28.081
7	<b>1:11.122</b>	-	9:33:39.203
<b>Best Tm: 1:11.122</b>			

Lap	Lap Tm	Diff	Time of Day
<b>(26) Steve REYNOLDS</b>			
1	---		9:26:34.894
2	<b>1:13.172</b>	+2.029	9:27:48.066
3	<b>1:19.796</b>	+8.653	9:29:07.862
4	<b>1:11.143</b>	-	9:30:19.005
5	<b>1:12.011</b>	+0.868	9:31:31.016
6	<b>1:12.382</b>	+1.239	9:32:43.398
7	<b>1:13.590</b>	+2.447	9:33:56.988
<b>Best Tm: 1:11.143</b>			

Lap	Lap Tm	Diff	Time of Day
<b>(28) Frank HYNDS</b>			
1	---		9:26:14.889
2	<b>1:13.208</b>	+1.749	9:27:28.097
3	<b>1:11.459</b>	-	9:28:39.556
4	<b>1:12.701</b>	+1.242	9:29:52.257
5	<b>1:12.440</b>	+0.981	9:31:04.697
6	<b>1:12.121</b>	+0.662	9:32:16.818
7	<b>1:13.165</b>	+1.706	9:33:29.983
<b>Best Tm: 1:11.459</b>			

Lap	Lap Tm	Diff	Time of Day
<b>(37) Rory BRYANT</b>			
1	---		9:26:33.178

Lap	Lap Tm	Diff	Time of Day
2	<b>1:14.312</b>	+2.051	9:27:47.490
3	<b>1:14.588</b>	+2.327	9:29:02.078
4	<b>1:13.617</b>	+1.356	9:30:15.695
5	<b>1:14.473</b>	+2.212	9:31:30.168
6	<b>1:12.261</b>	-	9:32:42.429
7	<b>1:13.098</b>	+0.837	9:33:55.527
<b>Best Tm: 1:12.261</b>			

Lap	Lap Tm	Diff	Time of Day
<b>(44) Andrew DONALD</b>			
1	---		9:26:07.153
2	<b>1:13.126</b>	+0.684	9:27:20.279
3	<b>1:13.457</b>	+1.015	9:28:33.736
4	<b>1:13.441</b>	+0.999	9:29:47.177
5	<b>1:13.162</b>	+0.720	9:31:00.339
6	<b>1:12.442</b>	-	9:32:12.781
7	<b>1:12.744</b>	+0.302	9:33:25.525
<b>Best Tm: 1:12.442</b>			

Lap	Lap Tm	Diff	Time of Day
<b>(68) Carol BROWN</b>			
1	---		9:26:28.194
2	<b>1:12.930</b>	+0.350	9:27:41.124
3	<b>1:13.957</b>	+1.377	9:28:55.081
4	<b>1:12.580</b>	-	9:30:07.661
5	<b>1:13.691</b>	+1.111	9:31:21.352
6	<b>1:12.751</b>	+0.171	9:32:34.103
7	<b>1:13.286</b>	+0.706	9:33:47.389
<b>Best Tm: 1:12.580</b>			

Lap	Lap Tm	Diff	Time of Day
<b>(23) Alistair GAULD</b>			
1	---		9:26:27.104
2	<b>1:13.048</b>	+0.153	9:27:40.152
3	<b>1:13.733</b>	+0.838	9:28:53.885
4	<b>1:12.895</b>	-	9:30:06.780
5	<b>1:13.834</b>	+0.939	9:31:20.614
6	<b>1:13.260</b>	+0.365	9:32:33.874
7	<b>1:14.170</b>	+1.275	9:33:48.044
<b>Best Tm: 1:12.895</b>			

Lap	Lap Tm	Diff	Time of Day
<b>(88) Jason OGG</b>			
1	---		9:26:32.502
2	<b>1:14.530</b>	+0.999	9:27:47.032
3	<b>1:14.691</b>	+1.160	9:29:01.723
4	<b>1:13.987</b>	+0.456	9:30:15.710
5	<b>1:13.809</b>	+0.278	9:31:29.519
6	<b>1:13.531</b>	-	9:32:43.050
7	<b>1:13.621</b>	+0.090	9:33:56.671
<b>Best Tm: 1:13.531</b>			

Lap	Lap Tm	Diff	Time of Day
<b>(80) Steve COULL</b>			
1	---		9:26:46.770
2	<b>1:15.121</b>	+1.466	9:28:01.891

Lap	Lap Tm	Diff	Time of Day
3	<b>1:13.998</b>	+0.343	9:29:15.889
4	<b>1:14.158</b>	+0.503	9:30:30.047
5	<b>1:13.708</b>	+0.053	9:31:43.755
6	<b>1:13.655</b>	-	9:32:57.410
7	<b>1:17.400</b>	+3.745	9:34:14.810
<b>Best Tm: 1:13.655</b>			

Lap	Lap Tm	Diff	Time of Day
<b>(4) Tony CAIG</b>			
1	---		9:26:16.094
2	<b>1:14.293</b>	+0.382	9:27:30.387
3	<b>1:20.931</b>	+7.020	9:28:51.318
4	<b>1:15.356</b>	+1.445	9:30:06.674
5	<b>1:15.537</b>	+1.626	9:31:22.211
6	<b>1:13.911</b>	-	9:32:36.122
7	<b>1:15.149</b>	+1.238	9:33:51.271
<b>Best Tm: 1:13.911</b>			

Lap	Lap Tm	Diff	Time of Day
<b>(6) Ross MARSHALL</b>			
1	---		9:26:26.716
2	<b>1:26.879</b>	+12.814	9:27:53.595
3	<b>1:16.520</b>	+2.455	9:29:10.115
4	<b>1:14.373</b>	+0.308	9:30:24.488
5	<b>1:14.322</b>	+0.257	9:31:38.810
6	<b>1:14.653</b>	+0.588	9:32:53.463
7	<b>1:14.065</b>	-	9:34:07.528
<b>Best Tm: 1:14.065</b>			

Lap	Lap Tm	Diff	Time of Day
<b>(90) Mark LEES</b>			
1	---		9:26:21.620
2	<b>1:14.487</b>	+0.231	9:27:36.107
3	<b>1:16.272</b>	+2.016	9:28:52.379
4	<b>1:15.696</b>	+1.440	9:30:08.075
5	<b>1:15.592</b>	+1.336	9:31:23.667
6	<b>1:15.493</b>	+1.237	9:32:39.160
7	<b>1:14.256</b>	-	9:33:53.416
<b>Best Tm: 1:14.256</b>			

Lap	Lap Tm	Diff	Time of Day
<b>(25) Pat HYNDS</b>			
1	---		9:26:30.977
2	<b>1:15.841</b>	+1.458	9:27:46.818
3	<b>1:16.589</b>	+2.206	9:29:03.407
4	<b>1:14.383</b>	-	9:30:17.790
5	<b>1:24.367</b>	+9.984	9:31:42.157
<b>Best Tm: 1:14.383</b>			

Lap	Lap Tm	Diff	Time of Day
<b>(99) Gordon MANN</b>			
1	---		9:26:49.213
2	<b>1:16.100</b>	+1.070	9:28:05.313
3	<b>1:15.262</b>	+0.232	9:29:20.575
4	<b>1:16.577</b>	+1.547	9:30:37.152
5	<b>1:15.360</b>	+0.330	9:31:52.512

Chief Timekeeper - David Sharp

Orbits 4

Clerk of the Course

www.amb-it.com

Sig. Time

www.mylaps.com

Results can be downloaded at www.smart-timing.co.uk

Licensed to: SMART

SMRC Border Raider Meeting

Scottish Legends Championship

Knockhill 1.280 Miles

Practice 4

12/08/2007 09:15

Practice

Lap	Lap Tm	Diff	Time of Day
6	1:15.680	+0.650	9:33:08.192
7	1:15.030	-	9:34:23.222
Best Tm: 1:15.030			

(60) Michael HOGG

1	-:--		9:26:53.819
2	1:17.707	+0.653	9:28:11.526
3	1:17.494	+0.440	9:29:29.020
4	1:17.790	+0.736	9:30:46.810
5	1:17.733	+0.679	9:32:04.543
6	1:17.054	-	9:33:21.597
7	1:25.576	+8.522	9:34:47.173
Best Tm: 1:17.054			

(46) Murray FORD

1	-:--		9:26:54.713
2	1:21.005	+2.174	9:28:15.718
3	1:20.480	+1.649	9:29:36.198
4	1:18.831	-	9:30:55.029
5	1:19.513	+0.682	9:32:14.542
6	1:20.708	+1.877	9:33:35.250
Best Tm: 1:18.831			

(69) Gerard McCOSH

1	-:--		9:26:18.186
2	1:19.693	-	9:27:37.879
3	1:24.682	+4.989	9:29:02.561
Best Tm: 1:19.693			

Lap	Lap Tm	Diff	Time of Day
-----	--------	------	-------------

Lap	Lap Tm	Diff	Time of Day
-----	--------	------	-------------

Chief Timekeeper - David Sharp

Clerk of the Course

Sig. Time

Results can be downloaded at [www.smart-timing.co.uk](http://www.smart-timing.co.uk)

Printed: 27/08/2007 20:38:20

Orbits 4

[www.amb-it.com](http://www.amb-it.com)

[www.mylaps.com](http://www.mylaps.com)

Licensed to: SMART

Scottish XR2 Championship

Knockhill 1.280 Miles

Practice 5

12/08/2007 09:25

Practice

Pos	No.	Name	Make/Model	Class (CC)	Laps	Best Tm	Diff	Lap	2nd Best
1	2	Andrew WINCHESTER	Ford Fiesta XR2	XRC 1600	7	1:09.325	-	7	1:10.164
2	27	Graham WHITEHILL	Ford Fiesta XR2	XRCN 1600	7	1:09.614	+0.289	4	1:10.052
3	3	Peter CRUICKSHANK	Ford Fiesta XR2	XRC 1600	7	1:09.823	+0.498	7	1:10.658
4	32	Dave COLVILLE	Ford Fiesta XR2	XRC 1600	6	1:09.913	+0.588	6	1:10.085
5	1	Scott FRASER	Ford Fiesta XR2	XRC 1600	7	1:10.096	+0.771	7	1:10.286
6	76	Willie DAVIDSON	Ford Fiesta XR2	XRCN 1600	7	1:10.169	+0.844	7	1:10.266
7	4	Stewart SCOTT	Ford Fiesta XR2	XRC 1600	7	1:10.395	+1.070	7	1:11.008
8	99	Scott MORRISON	Ford Fiesta XR2	XRCN 1600	6	1:10.506	+1.181	6	1:10.795
9	10	Charlie COPE	Ford Fiesta XR2	XRC 1600	6	1:10.598	+1.273	6	1:10.962
10	7	Jamie BICKET	Ford Fiesta XR2	XRC 1600	7	1:10.771	+1.446	6	1:11.372
11	23	Ian MUNRO	Ford Fiesta XR2	XRCN 1600	7	1:10.866	+1.541	7	1:11.463
12	5	Colin MacKINNON	Ford Fiesta XR2	XRC 1600	7	1:11.231	+1.906	7	1:11.395
13	9	Derek McDOUGALL	Ford Fiesat XR2	XRC 1600	7	1:11.239	+1.914	7	1:11.275
14	14	Iain FRASER	Ford Fiesta XR2	XRCN 1600	7	1:11.691	+2.366	5	1:12.069
15	39	Stuart WILSON	Ford Fiesta XR2	XRCN 1600	6	1:12.128	+2.803	6	1:12.506
16	6	Alistair FRASER	Ford Fiesta XR2	XRCN 1600	7	1:12.333	+3.008	3	1:12.344
17	15	John TURNER	Ford Fiesta XR2	XRCN 1600	6	1:12.804	+3.479	6	1:12.887
18	33	Callum DRYBURGH	Ford Fiesta XR2	XRCN 1800	6	1:12.841	+3.516	6	1:12.846
19	25	Barry HOLMES	Ford Fiesta XR2	XRCN 1600	7	1:12.921	+3.596	5	1:13.154
20	18	Charlie THORNTON	Ford Fiesta XR2	XRC 1600	6	1:14.076	+4.751	6	1:14.850
21	19	Ian MAUGHAN	Ford Fiesta XR2	XRCN 1600	6	1:14.249	+4.924	6	1:15.588
22	74	Stewart ELKIN	Ford Fiesta XR2	XRC 1600	6	1:14.908	+5.583	4	1:15.794

Chief Timekeeper - David Sharp

Orbits 4

Clerk of the Course

www.amb-it.com

Sig. Time

www.mylaps.com

Results can be downloaded at www.smart-timing.co.uk

Licensed to: SMART

# SMRC Border Raider Meeting

## Scottish XR2 Championship

Knockhill 1.280 Miles

### Practice 5

12/08/2007 09:25

### Practice

Lap	Lap Tm	Diff	Time of Day
<b>(2) Andrew WINCHESTER</b>			
1	---		9:38:32.065
2	<b>1:11.848</b>	+2.523	9:39:43.913
3	<b>1:10.920</b>	+1.595	9:40:54.833
4	<b>1:11.656</b>	+2.331	9:42:06.489
5	<b>1:10.674</b>	+1.349	9:43:17.163
6	<b>1:10.164</b>	+0.839	9:44:27.327
7	<b>1:09.325</b>	-	9:45:36.652
<b>Best Tm: 1:09.325</b>			

Lap	Lap Tm	Diff	Time of Day
<b>(27) Graham WHITEHILL</b>			
1	---		9:38:15.293
2	<b>1:11.938</b>	+2.324	9:39:27.231
3	<b>1:10.052</b>	+0.438	9:40:37.283
4	<b>1:09.614</b>	-	9:41:46.897
5	<b>1:11.225</b>	+1.611	9:42:58.122
6	<b>1:11.448</b>	+1.834	9:44:09.570
7	<b>1:11.941</b>	+2.327	9:45:21.511
<b>Best Tm: 1:09.614</b>			

Lap	Lap Tm	Diff	Time of Day
<b>(3) Peter CRUICKSHANK</b>			
1	---		9:38:27.185
2	<b>1:32.812</b>	+22.989	9:39:59.997
3	<b>1:12.791</b>	+2.968	9:41:12.788
4	<b>1:20.146</b>	+10.323	9:42:32.934
5	<b>1:10.658</b>	+0.835	9:43:43.592
6	<b>1:10.779</b>	+0.956	9:44:54.371
7	<b>1:09.823</b>	-	9:46:04.194
<b>Best Tm: 1:09.823</b>			

Lap	Lap Tm	Diff	Time of Day
<b>(32) Dave COLVILLE</b>			
1	---		9:38:19.681
2	<b>1:12.006</b>	+2.093	9:39:31.687
3	<b>2:20.893</b>	+1:10.980	9:41:52.580
4	<b>1:10.988</b>	+1.075	9:43:03.568
5	<b>1:10.085</b>	+0.172	9:44:13.653
6	<b>1:09.913</b>	-	9:45:23.566
<b>Best Tm: 1:09.913</b>			

Lap	Lap Tm	Diff	Time of Day
<b>(1) Scott FRASER</b>			
1	---		9:38:40.316
2	<b>1:16.717</b>	+6.621	9:39:57.033
3	<b>1:13.091</b>	+2.995	9:41:10.124
4	<b>1:14.432</b>	+4.336	9:42:24.556
5	<b>1:10.286</b>	+0.190	9:43:34.842
6	<b>1:10.639</b>	+0.543	9:44:45.481
7	<b>1:10.096</b>	-	9:45:55.577
<b>Best Tm: 1:10.096</b>			

Lap	Lap Tm	Diff	Time of Day
<b>(76) Willie DAVIDSON</b>			

Lap	Lap Tm	Diff	Time of Day
<b>(4) Stewart SCOTT</b>			
1	---		9:38:18.183
2	<b>1:11.563</b>	+1.394	9:39:29.746
3	<b>1:10.561</b>	+0.392	9:40:40.307
4	<b>1:10.266</b>	+0.097	9:41:50.573
5	<b>1:11.543</b>	+1.374	9:43:02.116
6	<b>1:10.510</b>	+0.341	9:44:12.626
7	<b>1:10.169</b>	-	9:45:22.795
<b>Best Tm: 1:10.169</b>			

Lap	Lap Tm	Diff	Time of Day
<b>(99) Scott MORRISON</b>			
1	---		9:38:28.370
2	<b>1:23.500</b>	+13.105	9:39:51.870
3	<b>1:12.667</b>	+2.272	9:41:04.537
4	<b>1:12.069</b>	+1.674	9:42:16.606
5	<b>1:11.528</b>	+1.133	9:43:28.134
6	<b>1:11.008</b>	+0.613	9:44:39.142
7	<b>1:10.395</b>	-	9:45:49.537
<b>Best Tm: 1:10.395</b>			

Lap	Lap Tm	Diff	Time of Day
<b>(10) Charlie COPE</b>			
1	---		9:39:05.409
2	<b>1:12.811</b>	+2.305	9:40:18.434
3	<b>1:11.845</b>	+1.339	9:41:30.279
4	<b>1:11.371</b>	+0.865	9:42:41.650
5	<b>1:10.795</b>	+0.289	9:44:08.445
6	<b>1:10.506</b>	-	9:45:18.951
<b>Best Tm: 1:10.506</b>			

Lap	Lap Tm	Diff	Time of Day
<b>(7) Jamie BICKET</b>			
1	---		9:38:24.595
2	<b>1:13.058</b>	+2.287	9:39:37.653
3	<b>1:12.358</b>	+1.587	9:40:50.011
4	<b>1:11.576</b>	+0.805	9:42:01.587
5	<b>1:11.372</b>	+0.601	9:43:12.959
6	<b>1:10.771</b>	-	9:44:23.730
7	<b>1:12.124</b>	+1.353	9:45:35.854
<b>Best Tm: 1:10.771</b>			

Lap	Lap Tm	Diff	Time of Day
<b>(23) Ian MUNRO</b>			
1	---		9:38:34.244
2	<b>1:14.173</b>	+3.307	9:39:48.417

Lap	Lap Tm	Diff	Time of Day
<b>(5) Colin MacKINNON</b>			
3	<b>1:13.029</b>	+2.163	9:41:01.446
4	<b>1:11.872</b>	+1.006	9:42:13.318
5	<b>1:11.526</b>	+0.660	9:43:24.844
6	<b>1:11.463</b>	+0.597	9:44:36.307
7	<b>1:10.866</b>	-	9:45:47.173
<b>Best Tm: 1:10.866</b>			

Lap	Lap Tm	Diff	Time of Day
<b>(9) Derek McDOUGALL</b>			
1	---		9:38:33.436
2	<b>1:14.303</b>	+3.072	9:39:47.739
3	<b>1:14.059</b>	+2.828	9:41:01.798
4	<b>1:12.541</b>	+1.310	9:42:14.339
5	<b>1:11.924</b>	+0.693	9:43:26.263
6	<b>1:11.395</b>	+0.164	9:44:37.658
7	<b>1:11.231</b>	-	9:45:48.889
<b>Best Tm: 1:11.231</b>			

Lap	Lap Tm	Diff	Time of Day
<b>(14) Iain FRASER</b>			
1	---		9:38:35.998
2	<b>1:15.042</b>	+3.803	9:39:51.040
3	<b>1:12.945</b>	+1.706	9:41:03.985
4	<b>1:13.915</b>	+2.676	9:42:17.900
5	<b>1:11.892</b>	+0.653	9:43:29.792
6	<b>1:11.275</b>	+0.036	9:44:41.067
7	<b>1:11.239</b>	-	9:45:52.306
<b>Best Tm: 1:11.239</b>			

Lap	Lap Tm	Diff	Time of Day
<b>(39) Stuart WILSON</b>			
1	---		9:38:39.534
2	<b>1:16.285</b>	+4.594	9:39:55.819
3	<b>1:12.449</b>	+0.758	9:41:08.268
4	<b>1:12.069</b>	+0.378	9:42:20.337
5	<b>1:11.691</b>	-	9:43:32.028
6	<b>1:12.710</b>	+1.019	9:44:44.738
7	<b>1:12.179</b>	+0.488	9:45:56.917
<b>Best Tm: 1:11.691</b>			

Lap	Lap Tm	Diff	Time of Day
<b>(6) Alistair FRASER</b>			
1	---		9:39:00.819
2	<b>1:18.834</b>	+6.706	9:40:19.653
3	<b>1:14.255</b>	+2.127	9:41:33.908
4	<b>1:12.506</b>	+0.378	9:42:46.414
5	<b>1:12.517</b>	+0.389	9:43:58.931
6	<b>1:12.128</b>	-	9:45:11.059
<b>Best Tm: 1:12.128</b>			

Chief Timekeeper - David Sharp

Clerk of the Course

Sig. Time

Results can be downloaded at [www.smart-timing.co.uk](http://www.smart-timing.co.uk)

Printed: 27/08/2007 20:51:36

Orbits 4

[www.amb-it.com](http://www.amb-it.com)

[www.mylaps.com](http://www.mylaps.com)

Licensed to: SMART



SMRC Border Raider Meeting

Scottish XR2 Championship

Knockhill 1.280 Miles

Practice 5

12/08/2007 09:25

Practice

Lap	Lap Tm	Diff	Time of Day
5	1:15.453	+3.120	9:43:37.030
6	1:12.344	+0.011	9:44:49.374
7	1:12.360	+0.027	9:46:01.734

Best Tm: 1:12.333

(15) John TURNER

1	-:--		9:38:45.774
2	1:17.528	+4.724	9:40:03.302
3	1:14.178	+1.374	9:41:17.480
4	1:17.686	+4.882	9:42:35.166
5	1:12.887	+0.083	9:43:48.053
6	1:12.804	-	9:45:00.857

Best Tm: 1:12.804

(33) Callum DRYBURGH

1	-:--		9:38:56.457
2	1:15.914	+3.073	9:40:12.371
3	1:14.299	+1.458	9:41:26.670
4	1:13.186	+0.345	9:42:39.856
5	1:12.846	+0.005	9:43:52.702
6	1:12.841	-	9:45:05.543

Best Tm: 1:12.841

(25) Barry HOLMES

1	-:--		9:38:36.637
2	1:16.254	+3.333	9:39:52.891
3	1:13.865	+0.944	9:41:06.756
4	1:14.162	+1.241	9:42:20.918
5	1:12.921	-	9:43:33.839
6	1:13.726	+0.805	9:44:47.565
7	1:13.154	+0.233	9:46:00.719

Best Tm: 1:12.921

(18) Charlie THORNTON

1	-:--		9:39:10.702
2	1:19.806	+5.730	9:40:30.508
3	1:18.264	+4.188	9:41:48.772
4	1:18.385	+4.309	9:43:07.157
5	1:14.850	+0.774	9:44:22.007
6	1:14.076	-	9:45:36.083

Best Tm: 1:14.076

(19) Ian MAUGHAN

1	-:--		9:39:10.204
2	1:17.213	+2.964	9:40:27.417
3	1:15.849	+1.600	9:41:43.266
4	1:15.588	+1.339	9:42:58.854
5	1:16.870	+2.621	9:44:15.724
6	1:14.249	-	9:45:29.973

Best Tm: 1:14.249

Lap	Lap Tm	Diff	Time of Day
-----	--------	------	-------------

(74) Stewart ELKIN

1	-:--		9:38:38.904
2	1:17.870	+2.962	9:39:56.774
3	1:15.924	+1.016	9:41:12.698
4	1:14.908	-	9:42:27.606
5	1:15.794	+0.886	9:43:43.400
6	1:16.026	+1.118	9:44:59.426

Best Tm: 1:14.908

Lap	Lap Tm	Diff	Time of Day
-----	--------	------	-------------

Chief Timekeeper - David Sharp

Clerk of the Course

Sig.

Time

Results can be downloaded at [www.smart-timing.co.uk](http://www.smart-timing.co.uk)

Orbits 4

[www.amb-it.com](http://www.amb-it.com)

[www.mylaps.com](http://www.mylaps.com)

Licensed to: SMART

SMRC Border Raider Meeting


Scottish XR2 Championship

Knockhill 1.280 Miles

Race 5 - First Race

12/08/2007 12:00

Race (10 Laps)



<b>2</b>
[27] Graham WHITEHILL [1:09.614]
<b>4</b>
[32] Dave COLVILLE [1:09.913]
<b>6</b>
[76] Willie DAVIDSON [1:10.169]
<b>8</b>
[99] Scott MORRISON [1:10.506]
<b>10</b>
[7] Jamie BICKET [1:10.771]
<b>12</b>
[5] Colin MacKINNON [1:11.231]
<b>14</b>
[14] Iain FRASER [1:11.691]
<b>16</b>
[6] Alistair FRASER [1:12.333]
<b>18</b>
[33] Callum DRYBURGH [1:12.841]
<b>20</b>
[18] Charlie THORNTON [1:14.076]
<b>22</b>
[74] Stewart ELKIN [1:14.908]

<b>1</b>
[2] Andrew WINCHESTER [1:09.325]
<b>3</b>
[3] Peter CRUICKSHANK [1:09.823]
<b>5</b>
[1] Scott FRASER [1:10.096]
<b>7</b>
[4] Stewart SCOTT [1:10.395]
<b>9</b>
[10] Charlie COPE [1:10.598]
<b>11</b>
[23] Ian MUNRO [1:10.866]
<b>13</b>
[9] Derek McDOUGALL [1:11.239]
<b>15</b>
[39] Stuart WILSON [1:12.128]
<b>17</b>
[15] John TURNER [1:12.804]
<b>19</b>
[25] Barry HOLMES [1:12.921]
<b>21</b>
[19] Ian MAUGHAN [1:14.249]

1  
2  
3  
4  
5  
6  
7  
8  
9  
10  
11

Chief Timekeeper - David Sharp

Clerk of the Course

Sig. Time

Results can be downloaded at [www.smart-timing.co.uk](http://www.smart-timing.co.uk)

Orbits 4

[www.amb-it.com](http://www.amb-it.com)

[www.mylaps.com](http://www.mylaps.com)

Licensed to: SMART

SMRC Formula Ford Championship

Knockhill 1.280 Miles

Practice 6

12/08/2007 09:40

Practice

Pos	No.	Name	Make/Model	Class	Co CC	Laps	Best Tm	Diff	Lap	2nd Best
1	30	Mike GARDINER	Van Diemen RF90	FF16A	1600	10	1:01.852	-	8	1:02.485
2	33	Graham CARROLL	Van Diemen	FF16A	1600	10	1:02.563	+0.711	7	1:03.000
3	5	Stuart THORBURN	Van Diemen	FF16A	1800	10	1:02.587	+0.735	9	1:02.983
4	66	Rory BUTCHER	Van Diemen	FF16A	1600	10	1:02.811	+0.959	7	1:02.895
5	22	Elliot MASON	Van Diemen	FF16AN	1600	3	1:03.433	+1.581	3	1:03.587
6	70	David THORBURN	Van Diemen	FF16A	1600	9	1:03.476	+1.624	9	1:04.175
7	16	Robert THOMSON	Van Diemen	FF16A	1600	9	1:03.493	+1.641	9	1:03.531
8	21	Alan KIRKCALDY	Van Diemen	FF16A	1600	9	1:03.528	+1.676	9	1:03.686
9	78	David HEADEN	Swift	FF16A	1600	8	1:03.995	+2.143	8	1:04.736
10	8	Louis Di RESTA	Van Diemen	FF16A	1600	3	1:04.274	+2.422	3	1:04.474
11	23	Andrew CHESHER	Van Diemen	FF16BN	1600	9	1:04.455	+2.603	6	1:04.584
12	4	Graham LEGGET	Crossle	FF16B	1600	9	1:04.626	+2.774	8	1:05.695
13	7	Craig BRUNTON	Van Diemen	FF16AN	1600	9	1:04.805	+2.953	3	1:05.039
14	10	Angus GEDDES	Van Diemen	FF16BN	1600	9	1:04.825	+2.973	6	1:05.084
15	12	David KERR	Van Diemen	FF16A	1600	9	1:05.455	+3.603	6	1:06.013
16	46	Martin PIERACCINI	Van Diemen	FF16BN	1600	9	1:06.169	+4.317	7	1:06.412
17	40	Laurie HUGHES	Van Diemen	FF16B	1600	8	1:06.217	+4.365	7	1:06.223
18	19	Andrew McGREGOR	Van Diemen RF86	FF16b	1600	9	1:06.490	+4.638	7	1:06.672
19	91	David ROBERTSON	Van Diemen	FF16A	1600	9	1:07.002	+5.150	7	1:07.234
20	42	Roy MacGREGOR	Van Diemen	FF16B	1600	8	1:08.338	+6.486	3	1:08.418
21	15	Dane CHRISTISON	Van Diemen	FF16AN	1600	8	1:09.090	+7.238	3	1:09.535
22	3	Adrian HAMILTON	Van Diemen	FF16A	1600	8	1:11.115	+9.263	8	1:11.217
23	6	Ian THOMAS	Swift	FF16A	1600	8	1:11.802	+9.950	7	1:12.888
24	11	Kyle MURCHIE	Van Diemen	FF16BN	1600	7	1:12.209	+10.357	3	1:13.057

Chief Timekeeper - David Sharp

Orbits 4

Clerk of the Course

www.amb-it.com

Sig. Time

www.mylaps.com

Results can be downloaded at www.smart-timing.co.uk

Licensed to: SMART

SMRC Border Raider Meeting

SMRC Formula Ford Championship

Knockhill 1.280 Miles

Practice 6

12/08/2007 09:40

Practice

Lap	Lap Tm	Diff	Time of Day
<b>(30) Mike GARDINER</b>			
1	----		9:51:51.008
2	<b>1:04.075</b>	+2.223	9:52:55.083
3	<b>1:03.204</b>	+1.352	9:53:58.287
4	<b>1:04.780</b>	+2.928	9:55:03.067
5	<b>1:05.777</b>	+3.925	9:56:08.844
6	<b>1:03.050</b>	+1.198	9:57:11.894
7	<b>1:03.961</b>	+2.109	9:58:15.855
8	<b>1:01.852</b>	-	9:59:17.707
9	<b>1:02.485</b>	+0.633	10:00:20.192
10	<b>1:19.069</b>	+17.217	10:01:39.261
Best Tm: 1:01.852			

Lap	Lap Tm	Diff	Time of Day
<b>(33) Graham CARROLL</b>			
1	----		9:51:56.913
2	<b>1:03.091</b>	+0.528	9:53:00.004
3	<b>1:03.000</b>	+0.437	9:54:03.004
4	<b>1:03.658</b>	+1.095	9:55:06.662
5	<b>1:07.183</b>	+4.620	9:56:13.845
6	<b>1:03.750</b>	+1.187	9:57:17.595
7	<b>1:02.563</b>	-	9:58:20.158
8	<b>1:05.771</b>	+3.208	9:59:25.929
9	<b>1:03.852</b>	+1.289	10:00:29.781
10	<b>1:03.626</b>	+1.063	10:01:33.407
Best Tm: 1:02.563			

Lap	Lap Tm	Diff	Time of Day
<b>(5) Stuart THORBURN</b>			
1	----		9:51:52.769
2	<b>1:04.537</b>	+1.950	9:52:57.306
3	<b>1:03.980</b>	+1.393	9:54:01.286
4	<b>1:05.231</b>	+2.644	9:55:06.517
5	<b>1:07.363</b>	+4.776	9:56:13.880
6	<b>1:06.069</b>	+3.482	9:57:19.949
7	<b>1:03.015</b>	+0.428	9:58:22.964
8	<b>1:05.389</b>	+2.802	9:59:28.353
9	<b>1:02.587</b>	-	10:00:30.940
10	<b>1:02.983</b>	+0.396	10:01:33.923
Best Tm: 1:02.587			

Lap	Lap Tm	Diff	Time of Day
<b>(66) Rory BUTCHER</b>			
1	----		9:51:58.536
2	<b>1:03.888</b>	+1.077	9:53:02.424
3	<b>1:04.268</b>	+1.457	9:54:06.692
4	<b>1:04.900</b>	+2.089	9:55:11.592
5	<b>1:03.693</b>	+0.882	9:56:15.285
6	<b>1:03.676</b>	+0.865	9:57:18.961
7	<b>1:02.811</b>	-	9:58:21.772
8	<b>1:04.737</b>	+1.926	9:59:26.509
9	<b>1:02.895</b>	+0.084	10:00:29.404
10	<b>1:05.390</b>	+2.579	10:01:34.794
Best Tm: 1:02.811			

Lap	Lap Tm	Diff	Time of Day
<b>(22) Elliot MASON</b>			
1	----		9:51:59.119
2	<b>1:03.587</b>	+0.154	9:53:02.706
3	<b>1:03.433</b>	-	9:54:06.139
Best Tm: 1:03.433			

Lap	Lap Tm	Diff	Time of Day
<b>(70) David THORBURN</b>			
1	----		9:52:15.796
2	<b>1:08.029</b>	+4.553	9:53:23.825
3	<b>1:06.145</b>	+2.669	9:54:29.970
4	<b>1:08.763</b>	+5.287	9:55:38.733
5	<b>1:07.200</b>	+3.724	9:56:45.933
6	<b>1:04.175</b>	+0.699	9:57:50.108
7	<b>1:05.364</b>	+1.888	9:58:55.472
8	<b>1:04.217</b>	+0.741	9:59:59.689
9	<b>1:03.476</b>	-	10:01:03.165
Best Tm: 1:03.476			

Lap	Lap Tm	Diff	Time of Day
<b>(16) Robert THOMSON</b>			
1	----		9:52:03.677
2	<b>1:04.110</b>	+0.617	9:53:07.787
3	<b>1:03.531</b>	+0.038	9:54:11.318
4	<b>1:04.310</b>	+0.817	9:55:15.628
5	<b>1:07.854</b>	+4.361	9:56:23.482
6	<b>1:09.870</b>	+6.377	9:57:33.352
7	<b>1:04.089</b>	+0.596	9:58:37.441
8	<b>1:06.340</b>	+2.847	9:59:43.781
9	<b>1:03.493</b>	-	10:00:47.274
Best Tm: 1:03.493			

Lap	Lap Tm	Diff	Time of Day
<b>(21) Alan KIRKCALDY</b>			
1	----		9:52:09.137
2	<b>1:04.884</b>	+1.356	9:53:14.021
3	<b>1:05.165</b>	+1.637	9:54:19.186
4	<b>1:05.328</b>	+1.800	9:55:24.514
5	<b>1:05.896</b>	+2.368	9:56:30.410
6	<b>1:03.827</b>	+0.299	9:57:34.237
7	<b>1:03.686</b>	+0.158	9:58:37.923
8	<b>1:06.476</b>	+2.948	9:59:44.399
9	<b>1:03.528</b>	-	10:00:47.927
Best Tm: 1:03.528			

Lap	Lap Tm	Diff	Time of Day
<b>(78) David HEADEN</b>			
1	----		9:52:48.531
2	<b>1:51.800</b>	+47.805	9:54:40.331
3	<b>1:06.000</b>	+2.005	9:55:46.331
4	<b>1:06.163</b>	+2.168	9:56:52.494
5	<b>1:05.972</b>	+1.977	9:57:58.466
6	<b>1:04.736</b>	+0.741	9:59:03.202
7	<b>1:06.470</b>	+2.475	10:00:09.672
8	<b>1:03.995</b>	-	10:01:13.667
Best Tm: 1:03.995			

Lap	Lap Tm	Diff	Time of Day
<b>(8) Louis Di RESTA</b>			
1	----		9:52:06.072
2	<b>1:04.474</b>	+0.200	9:53:10.546
3	<b>1:04.274</b>	-	9:54:14.820
Best Tm: 1:04.274			

Lap	Lap Tm	Diff	Time of Day
<b>(23) Andrew CHESHER</b>			
1	----		9:52:11.942
2	<b>1:06.052</b>	+1.597	9:53:17.994
3	<b>1:07.553</b>	+3.098	9:54:25.547
4	<b>1:09.356</b>	+4.901	9:55:34.903
5	<b>1:04.584</b>	+0.129	9:56:39.487
6	<b>1:04.455</b>	-	9:57:43.942
7	<b>1:06.536</b>	+2.081	9:58:50.478
8	<b>1:07.013</b>	+2.558	9:59:57.491
9	<b>1:04.836</b>	+0.381	10:01:02.327
Best Tm: 1:04.455			

Lap	Lap Tm	Diff	Time of Day
<b>(4) Graham LEGGET</b>			
1	----		9:52:32.343
2	<b>1:05.896</b>	+1.270	9:53:38.239
3	<b>1:18.219</b>	+13.593	9:54:56.458
4	<b>1:06.941</b>	+2.315	9:56:03.399
5	<b>1:05.852</b>	+1.226	9:57:09.251
6	<b>1:06.335</b>	+1.709	9:58:15.586
7	<b>1:05.695</b>	+1.069	9:59:21.281
8	<b>1:04.626</b>	-	10:00:25.907
9	<b>1:06.955</b>	+2.329	10:01:32.862
Best Tm: 1:04.626			

Lap	Lap Tm	Diff	Time of Day
<b>(7) Craig BRUNTON</b>			
1	----		9:52:09.934
2	<b>1:05.624</b>	+0.819	9:53:15.558
3	<b>1:04.805</b>	-	9:54:20.363
4	<b>1:06.862</b>	+2.057	9:55:27.225
5	<b>1:05.719</b>	+0.914	9:56:32.944
6	<b>1:05.306</b>	+0.501	9:57:38.250
7	<b>1:05.190</b>	+0.385	9:58:43.440
8	<b>1:05.039</b>	+0.234	9:59:48.479
9	<b>1:06.618</b>	+1.813	10:00:55.097
Best Tm: 1:04.805			

Lap	Lap Tm	Diff	Time of Day
<b>(10) Angus GEDDES</b>			
1	----		9:52:07.398
2	<b>1:06.162</b>	+1.337	9:53:13.560
3	<b>1:05.964</b>	+1.139	9:54:19.524
4	<b>1:07.101</b>	+2.276	9:55:26.625
5	<b>1:05.921</b>	+1.096	9:56:32.546
6	<b>1:04.825</b>	-	9:57:37.371
7	<b>1:05.557</b>	+0.732	9:58:42.928

Chief Timekeeper - David Sharp

Clerk of the Course

Sig. Time

Results can be downloaded at [www.smart-timing.co.uk](http://www.smart-timing.co.uk)

Printed: 27/08/2007 20:26:14

Orbits 4

[www.amb-it.com](http://www.amb-it.com)

[www.mylaps.com](http://www.mylaps.com)

Licensed to: SMART

SMRC Border Raider Meeting

SMRC Formula Ford Championship

Knockhill 1.280 Miles

Practice 6

12/08/2007 09:40

Practice

Lap	Lap Tm	Diff	Time of Day
8	1:05.084	+0.259	9:59:48.012
9	1:05.475	+0.650	10:00:53.487
Best Tm: 1:04.825			

(12) David KERR

Lap	Lap Tm	Diff	Time of Day
1	----	-	9:52:28.216
2	1:07.348	+1.893	9:53:35.564
3	1:06.892	+1.437	9:54:42.456
4	1:06.013	+0.558	9:55:48.469
5	1:06.902	+1.447	9:56:55.371
6	1:05.455	-	9:58:00.826
7	1:06.109	+0.654	9:59:06.935
8	1:09.536	+4.081	10:00:16.471
9	1:06.808	+1.353	10:01:23.279
Best Tm: 1:05.455			

(46) Martin PIERACCINI

Lap	Lap Tm	Diff	Time of Day
1	----	-	9:52:18.942
2	1:07.662	+1.493	9:53:26.604
3	1:06.412	+0.243	9:54:33.016
4	1:10.533	+4.364	9:55:43.549
5	1:08.566	+2.397	9:56:52.115
6	1:07.362	+1.193	9:57:59.477
7	1:06.169	-	9:59:05.646
8	1:09.143	+2.974	10:00:14.789
9	1:07.387	+1.218	10:01:22.176
Best Tm: 1:06.169			

(40) Laurie HUGHES

Lap	Lap Tm	Diff	Time of Day
1	----	-	9:52:45.597
2	1:09.866	+3.649	9:53:55.463
3	1:12.133	+5.916	9:55:07.596
4	1:14.971	+8.754	9:56:22.567
5	1:13.590	+7.373	9:57:36.157
6	1:11.199	+4.982	9:58:47.356
7	1:06.217	-	9:59:53.573
8	1:06.223	+0.006	10:00:59.796
Best Tm: 1:06.217			

(19) Andrew McGREGOR

Lap	Lap Tm	Diff	Time of Day
1	----	-	9:52:35.776
2	1:08.928	+2.438	9:53:44.704
3	1:08.852	+2.362	9:54:53.556
4	1:07.740	+1.250	9:56:01.296
5	1:08.448	+1.958	9:57:09.744
6	1:07.900	+1.410	9:58:17.644
7	1:06.490	-	9:59:24.134
8	1:06.672	+0.182	10:00:30.806
9	1:07.012	+0.522	10:01:37.818
Best Tm: 1:06.490			

(91) David ROBERTSON

Lap	Lap Tm	Diff	Time of Day
1	----	-	9:52:19.682
2	1:09.675	+2.673	9:53:29.357
3	1:08.954	+1.952	9:54:38.311
4	1:09.452	+2.450	9:55:47.763
5	1:09.004	+2.002	9:56:56.767
6	1:07.234	+0.232	9:58:04.001
7	1:07.002	-	9:59:11.003
8	1:07.469	+0.467	10:00:18.472
9	1:09.222	+2.220	10:01:27.694
Best Tm: 1:07.002			

(42) Roy MacGREGOR

Lap	Lap Tm	Diff	Time of Day
1	----	-	9:52:43.436
2	1:11.106	+2.768	9:53:54.542
3	1:08.338	-	9:55:02.880
4	1:13.708	+5.370	9:56:16.588
5	1:09.130	+0.792	9:57:25.718
6	1:08.418	+0.080	9:58:34.136
7	1:09.670	+1.332	9:59:43.806
8	1:10.100	+1.762	10:00:53.906
Best Tm: 1:08.338			

(15) Dane CHRISTISON

Lap	Lap Tm	Diff	Time of Day
1	----	-	9:52:40.440
2	1:12.286	+3.196	9:53:52.726
3	1:09.090	-	9:55:01.816
4	1:10.881	+1.791	9:56:12.697
5	1:11.229	+2.139	9:57:23.926
6	1:09.535	+0.445	9:58:33.461
7	1:13.354	+4.264	9:59:46.815
8	1:10.107	+1.017	10:00:56.922
Best Tm: 1:09.090			

(3) Adrian HAMILTON

Lap	Lap Tm	Diff	Time of Day
1	----	-	9:52:33.091
2	1:13.632	+2.517	9:53:46.723
3	1:14.568	+3.453	9:55:01.291
4	1:15.773	+4.658	9:56:17.064
5	1:12.172	+1.057	9:57:29.236
6	1:11.217	+0.102	9:58:40.453
7	1:13.473	+2.358	9:59:53.926
8	1:11.115	-	10:01:05.041
Best Tm: 1:11.115			

(6) Ian THOMAS

Lap	Lap Tm	Diff	Time of Day
1	----	-	9:52:38.059
2	1:19.610	+7.808	9:53:57.669
3	1:16.257	+4.455	9:55:13.926
4	1:20.719	+8.917	9:56:34.645
5	1:14.377	+2.575	9:57:49.022
6	1:12.888	+1.086	9:59:01.910
7	1:11.802	-	10:00:13.712

Lap	Lap Tm	Diff	Time of Day
8	1:15.331	+3.529	10:01:29.043
Best Tm: 1:11.802			

(11) Kyle MURCHIE

Lap	Lap Tm	Diff	Time of Day
1	----	-	9:52:48.930
2	1:13.920	+1.711	9:54:02.850
3	1:12.209	-	9:55:15.059
4	2:34.707	+1:22.498	9:57:49.766
5	1:13.448	+1.239	9:59:03.214
6	1:13.057	+0.848	10:00:16.271
7	1:17.604	+5.395	10:01:33.875
Best Tm: 1:12.209			

Chief Timekeeper - David Sharp

Clerk of the Course

Sig. Time

Results can be downloaded at [www.smart-timing.co.uk](http://www.smart-timing.co.uk)

Printed: 27/08/2007 20:26:14

Orbits 4

[www.amb-it.com](http://www.amb-it.com)

[www.mylaps.com](http://www.mylaps.com)

Licensed to: SMART

SMRC Border Raider Meeting

SMRC Formula Ford Championship

Knockhill 1.280 Miles

Race 6 - First Race

12/08/2007 12:20

Race (10 Laps)

<b>2</b> [33] Graham CARROLL [1:02.563]	<b>1</b> [30] Mike GARDINER [1:01.852]	<b>1</b>
<b>4</b> [66] Rory BUTCHER [1:02.811]	<b>3</b> [5] Stuart THORBURN [1:02.587]	<b>2</b>
<b>6</b> [70] David THORBURN [1:03.476]	<b>5</b> [22] Elliot MASON [1:03.433]	<b>3</b>
<b>8</b> [21] Alan KIRKCALDY [1:03.528]	<b>7</b> [16] Robert THOMSON [1:03.493]	<b>4</b>
<b>10</b> [8] Louis Di RESTA [1:04.274]	<b>9</b> [78] David HEADEN [1:03.995]	<b>5</b>
<b>12</b> [4] Graham LEGGET [1:04.626]	<b>11</b> [23] Andrew CHESHER [1:04.455]	<b>6</b>
<b>14</b> [10] Angus GEDDES [1:04.825]	<b>13</b> [7] Craig BRUNTON [1:04.805]	<b>7</b>
<b>16</b> [46] Martin PIERACCINI [1:06.169]	<b>15</b> [12] David KERR [1:05.455]	<b>8</b>
<b>18</b> [19] Andrew McGREGOR [1:06.490]	<b>17</b> [40] Laurie HUGHES [1:06.217]	<b>9</b>
<b>20</b> [42] Roy MacGREGOR [1:08.338]	<b>19</b> [91] David ROBERTSON [1:07.002]	<b>10</b>
<b>22</b> [3] Adrian HAMILTON [1:11.115]	<b>21</b> [15] Dane CHRISTISON [1:09.090]	<b>11</b>
<b>24</b> [11] Kyle MURCHIE [1:12.209]	<b>23</b> [6] Ian THOMAS [1:11.802]	<b>12</b>

Chief Timekeeper - David Sharp

Orbits 4

Clerk of the Course

www.amb-it.com

Sig.

Time

www.mylaps.com

Results can be downloaded at [www.smart-timing.co.uk](http://www.smart-timing.co.uk)

Licensed to: SMART

NSSCC - All Classes

Knockhill 1.280 Miles

Practice 7

12/08/2007 09:55

Practice

Pos	No.	Name	Make/Model	Class	CC	Laps	Best Tm	Diff	Lap	2nd Best
1	71	Robert PRITCHARD	Caterham	A2	2000	8	58.896	-	7	59.045
2	16	Colin SIMPSON	Marcos Mantis	A1	4600	11	59.165	+0.269	3	59.659
3	56	Tommy DREELAN	Porsche 993 GT2	A	3600	11	1:00.248	+1.352	9	1:00.369
4	23	Tim EVANS	Sylva Phoenix	G	1000	14	1:00.841	+1.945	14	1:00.928
5	52	Ian HEPBURN	Westfield Seight	A1	4800	14	1:01.674	+2.778	8	1:02.144
6	54	Andrew MORRISON	Seat Cupra	B	1984T	14	1:02.609	+3.713	12	1:02.826
7	30	George TWEDDLE	Ford Puma	A2	1998	14	1:03.054	+4.158	7	1:03.331
8	8	David BOTTERILL	Porsche 944	B	2994	14	1:03.611	+4.715	14	1:04.641
9	61	Paul LUTI	MG ZT 520	B	5000	14	1:03.972	+5.076	12	1:04.379
10	44	Michael CUTT	BMW M3	B	3000	14	1:04.707	+5.811	9	1:04.867
11	92	Mike SIDGWICK	Morgan +8	A1	5000	5	1:05.116	+6.220	2	1:05.449
12	53	Brian SMITH	Sylva Phoenix	SSD	2000	13	1:06.046	+7.150	8	1:06.071
13	20	Stephen FERGUSON	Nissan Pulsar	B	1998	5	1:07.066	+8.170	4	1:07.115
14	86	Chris HUNTLEY	Touota MR2	B	19981	13	1:07.133	+8.237	11	1:07.347
15	63	Andy RUSSELL	Westfield SEi	G	1800	13	1:07.512	+8.616	13	1:07.693
16	66	Paul MOSS	Citroen Saxo	D	1600	11	1:07.942	+9.046	8	1:08.178
17	79	Gavin LEE	Ford Fiesta XR2	D	1600	13	1:08.046	+9.150	7	1:08.306
18	38	Roy JOHNSTON	Rover Tomcat	B	1921	12	1:08.194	+9.298	9	1:08.735
19	46	Ian HUMPIISH	VW Beetle RSi	B	2800	13	1:09.121	+10.225	13	1:09.350
20	40	Simon MAYNE	Fisher Fury	G	919	12	1:10.636	+11.740	10	1:10.879
21	70	Mark ARMSTRONG	Rover	D	1600	12	1:11.341	+12.445	12	1:12.121
22	37	Helen ALLEN	Ford Fiesta XR2i	D	1600	10	1:20.176	+21.280	9	1:20.622

Chief Timekeeper - David Sharp

Orbits 4

Clerk of the Course

www.amb-it.com

Sig. Time

www.mylaps.com

Results can be downloaded at www.smart-timing.co.uk

Licensed to: SMART

# SMRC Border Raider Meeting

NSSCC - All Classes

Knockhill 1.280 Miles

Practice 7

12/08/2007 09:55

Practice

Lap	Lap Tm	Diff	Time of Day
<b>(71) Robert PRITCHARD</b>			
1	-:--		10:10:48.853
2	<b>1:01.206</b>	+2.310	10:11:50.059
3	<b>59.045</b>	+0.149	10:12:49.104
4	<b>1:01.210</b>	+2.314	10:13:50.314
5	<b>59.678</b>	+0.782	10:14:49.992
6	<b>59.454</b>	+0.558	10:15:49.446
7	<b>58.896</b>	-	10:16:48.342
8	<b>1:19.030</b>	+20.134	10:18:07.372
Best Tm: 58.896			

Lap	Lap Tm	Diff	Time of Day
<b>(16) Colin SIMPSON</b>			
1	-:--		10:10:17.169
2	<b>59.834</b>	+0.669	10:11:17.003
3	<b>59.165</b>	-	10:12:16.168
4	<b>1:01.456</b>	+2.291	10:13:17.624
5	<b>59.902</b>	+0.737	10:14:17.526
6	<b>1:00.285</b>	+1.120	10:15:17.811
7	<b>1:01.543</b>	+2.378	10:16:19.354
8	<b>1:00.661</b>	+1.496	10:17:20.015
9	<b>59.659</b>	+0.494	10:18:19.674
10	<b>1:00.698</b>	+1.533	10:19:20.372
11	<b>1:05.373</b>	+6.208	10:20:25.745
Best Tm: 59.165			

Lap	Lap Tm	Diff	Time of Day
<b>(56) Tommy DREELAN</b>			
1	-:--		10:11:19.919
2	<b>1:02.115</b>	+1.867	10:12:22.034
3	<b>1:00.369</b>	+0.121	10:13:22.403
4	<b>1:00.838</b>	+0.590	10:14:23.241
5	<b>1:01.131</b>	+0.883	10:15:24.372
6	<b>1:02.685</b>	+2.437	10:16:27.057
7	<b>1:00.400</b>	+0.152	10:17:27.457
8	<b>1:02.217</b>	+1.969	10:18:29.674
9	<b>1:00.248</b>	-	10:19:29.922
10	<b>1:00.734</b>	+0.486	10:20:30.656
11	<b>1:13.032</b>	+12.784	10:21:43.688
Best Tm: 1:00.248			

Lap	Lap Tm	Diff	Time of Day
<b>(23) Tim EVANS</b>			
1	-:--		10:11:03.967
2	<b>1:04.477</b>	+3.636	10:12:08.444
3	<b>1:02.616</b>	+1.775	10:13:11.060
4	<b>1:03.156</b>	+2.315	10:14:14.216
5	<b>1:02.753</b>	+1.912	10:15:16.969
6	<b>1:03.122</b>	+2.281	10:16:20.091
7	<b>1:01.660</b>	+0.819	10:17:21.751
8	<b>1:00.928</b>	+0.087	10:18:22.679
9	<b>1:01.453</b>	+0.612	10:19:24.132
10	<b>1:01.964</b>	+1.123	10:20:26.096
11	<b>1:03.762</b>	+2.921	10:21:29.858
12	<b>1:03.548</b>	+2.707	10:22:33.406
13	<b>1:01.673</b>	+0.832	10:23:35.079

Lap	Lap Tm	Diff	Time of Day
14	<b>1:00.841</b>	-	10:24:35.920
Best Tm: 1:00.841			
<b>(52) Ian HEPBURN</b>			
1	-:--		10:10:52.445
2	<b>1:03.270</b>	+1.596	10:11:55.715
3	<b>1:04.436</b>	+2.762	10:13:00.151
4	<b>1:02.233</b>	+0.559	10:14:02.384
5	<b>1:04.734</b>	+3.060	10:15:07.118
6	<b>1:02.370</b>	+0.696	10:16:09.488
7	<b>1:02.908</b>	+1.234	10:17:12.396
8	<b>1:01.674</b>	-	10:18:14.070
9	<b>1:03.255</b>	+1.581	10:19:17.325
10	<b>1:03.273</b>	+1.599	10:20:20.598
11	<b>1:03.006</b>	+1.332	10:21:23.604
12	<b>1:02.144</b>	+0.470	10:22:25.748
13	<b>1:02.903</b>	+1.229	10:23:28.651
14	<b>1:05.578</b>	+3.904	10:24:34.229
Best Tm: 1:01.674			

Lap	Lap Tm	Diff	Time of Day
<b>(54) Andrew MORRISON</b>			
1	-:--		10:10:46.223
2	<b>1:06.162</b>	+3.553	10:11:52.385
3	<b>1:04.224</b>	+1.615	10:12:56.609
4	<b>1:04.493</b>	+1.884	10:14:01.102
5	<b>1:05.935</b>	+3.326	10:15:07.037
6	<b>1:04.376</b>	+1.767	10:16:11.413
7	<b>1:03.994</b>	+1.385	10:17:15.407
8	<b>1:03.099</b>	+0.490	10:18:18.506
9	<b>1:03.805</b>	+1.196	10:19:22.311
10	<b>1:03.185</b>	+0.576	10:20:25.496
11	<b>1:03.995</b>	+1.386	10:21:29.491
12	<b>1:02.609</b>	-	10:22:32.100
13	<b>1:02.826</b>	+0.217	10:23:34.926
14	<b>1:02.902</b>	+0.293	10:24:37.828
Best Tm: 1:02.609			

Lap	Lap Tm	Diff	Time of Day
<b>(30) George TWEDDLE</b>			
1	-:--		10:10:16.670
2	<b>1:04.232</b>	+1.178	10:11:20.902
3	<b>1:05.099</b>	+2.045	10:12:26.001
4	<b>1:05.314</b>	+2.260	10:13:31.315
5	<b>1:03.601</b>	+0.547	10:14:34.916
6	<b>1:04.003</b>	+0.949	10:15:38.919
7	<b>1:03.054</b>	-	10:16:41.973
8	<b>1:06.049</b>	+2.995	10:17:48.022
9	<b>1:03.417</b>	+0.363	10:18:51.439
10	<b>1:03.331</b>	+0.277	10:19:54.770
11	<b>1:03.663</b>	+0.609	10:20:58.433
12	<b>1:03.348</b>	+0.294	10:22:01.781
13	<b>1:03.331</b>	+0.277	10:23:05.112
14	<b>1:03.794</b>	+0.740	10:24:08.906
Best Tm: 1:03.054			

Lap	Lap Tm	Diff	Time of Day
<b>(8) David BOTTERILL</b>			
1	-:--		10:10:17.686
2	<b>1:07.767</b>	+4.156	10:11:25.453
3	<b>1:06.883</b>	+3.272	10:12:32.336
4	<b>1:07.449</b>	+3.838	10:13:39.785
5	<b>1:07.970</b>	+4.359	10:14:47.755
6	<b>1:13.004</b>	+9.393	10:16:00.759
7	<b>1:06.250</b>	+2.639	10:17:07.009
8	<b>1:05.038</b>	+1.427	10:18:12.047
9	<b>1:05.447</b>	+1.836	10:19:17.494
10	<b>1:05.630</b>	+2.019	10:20:23.124
11	<b>1:06.754</b>	+3.143	10:21:29.878
12	<b>1:06.581</b>	+2.970	10:22:36.459
13	<b>1:04.641</b>	+1.030	10:23:41.100
14	<b>1:03.611</b>	-	10:24:44.711
Best Tm: 1:03.611			

Lap	Lap Tm	Diff	Time of Day
<b>(61) Paul LUTI</b>			
1	-:--		10:10:25.109
2	<b>1:05.821</b>	+1.849	10:11:30.930
3	<b>1:06.077</b>	+2.105	10:12:37.007
4	<b>1:06.247</b>	+2.275	10:13:43.254
5	<b>1:06.362</b>	+2.390	10:14:49.616
6	<b>1:05.543</b>	+1.571	10:15:55.159
7	<b>1:05.168</b>	+1.196	10:17:00.327
8	<b>1:04.968</b>	+0.996	10:18:05.295
9	<b>1:05.248</b>	+1.276	10:19:10.543
10	<b>1:04.674</b>	+0.702	10:20:15.217
11	<b>1:04.874</b>	+0.902	10:21:20.091
12	<b>1:03.972</b>	-	10:22:24.063
13	<b>1:04.379</b>	+0.407	10:23:28.442
14	<b>1:05.016</b>	+1.044	10:24:33.458
Best Tm: 1:03.972			

Lap	Lap Tm	Diff	Time of Day
<b>(44) Michael CUTT</b>			
1	-:--		10:10:42.495
2	<b>1:09.872</b>	+5.165	10:11:52.367
3	<b>1:06.943</b>	+2.236	10:12:59.310
4	<b>1:06.371</b>	+1.664	10:14:05.681
5	<b>1:07.743</b>	+3.036	10:15:13.424
6	<b>1:06.454</b>	+1.747	10:16:19.878
7	<b>1:05.277</b>	+0.570	10:17:25.155
8	<b>1:06.820</b>	+2.113	10:18:31.975
9	<b>1:04.707</b>	-	10:19:36.682
10	<b>1:05.431</b>	+0.724	10:20:42.113
11	<b>1:04.867</b>	+0.160	10:21:46.980
12	<b>1:04.880</b>	+0.173	10:22:51.860
13	<b>1:05.382</b>	+0.675	10:23:57.242
14	<b>1:05.802</b>	+1.095	10:25:03.044
Best Tm: 1:04.707			

Lap	Lap Tm	Diff	Time of Day
<b>(92) Mike SIDGWICK</b>			
1	-:--		10:10:23.510
2	<b>1:05.116</b>	-	10:11:28.626

Chief Timekeeper - David Sharp

Clerk of the Course

Sig. Time

Times and Results are available on [www.smart-timing.co.uk](http://www.smart-timing.co.uk)

Printed: 27/08/2007 20:10:38

Orbits 4

[www.amb-it.com](http://www.amb-it.com)

[www.mylaps.com](http://www.mylaps.com)

Licensed to: SMART



# SMRC Border Raider Meeting

NSSCC - All Classes

Knockhill 1.280 Miles

Practice 7

12/08/2007 09:55

Practice

Lap	Lap Tm	Diff	Time of Day
3	1:06.512	+1.396	10:12:35.138
4	1:05.449	+0.333	10:13:40.587
5	1:14.815	+9.699	10:14:55.402

Best Tm: 1:05.116

(53) Brian SMITH

1	-:--		10:10:56.568
2	1:11.335	+5.289	10:12:07.903
3	1:08.384	+2.338	10:13:16.287
4	1:08.690	+2.644	10:14:24.977
5	1:06.951	+0.905	10:15:31.928
6	1:07.585	+1.539	10:16:39.513
7	1:09.375	+3.329	10:17:48.888
8	1:06.046	-	10:18:54.934
9	1:06.791	+0.745	10:20:01.725
10	1:08.103	+2.057	10:21:09.828
11	1:06.071	+0.025	10:22:15.899
12	1:08.223	+2.177	10:23:24.122
13	1:06.436	+0.390	10:24:30.558

Best Tm: 1:06.046

(20) Stephen FERGUSON

1	-:--		10:10:26.926
2	1:08.605	+1.539	10:11:35.531
3	1:07.115	+0.049	10:12:42.646
4	1:07.066	-	10:13:49.712
5	1:21.850	+14.784	10:15:11.562

Best Tm: 1:07.066

(86) Chris HUNTLEY

1	-:--		10:10:28.815
2	1:09.928	+2.795	10:11:38.743
3	1:07.927	+0.794	10:12:46.670
4	1:10.161	+3.028	10:13:56.831
5	1:11.583	+4.450	10:15:08.414
6	1:07.596	+0.463	10:16:16.010
7	1:08.206	+1.073	10:17:24.216
8	1:08.970	+1.837	10:18:33.186
9	1:07.821	+0.688	10:19:41.007
10	1:07.347	+0.214	10:20:48.354
11	1:07.133	-	10:21:55.487
12	1:07.435	+0.302	10:23:02.922
13	1:07.478	+0.345	10:24:10.400

Best Tm: 1:07.133

(63) Andy RUSSELL

1	-:--		10:11:10.748
2	1:13.029	+5.517	10:12:23.777
3	1:10.914	+3.402	10:13:34.691
4	1:10.416	+2.904	10:14:45.107
5	1:11.133	+3.621	10:15:56.240
6	1:10.161	+2.649	10:17:06.401
7	1:09.732	+2.220	10:18:16.133

Lap	Lap Tm	Diff	Time of Day
8	1:10.606	+3.094	10:19:26.739
9	1:09.679	+2.167	10:20:36.418
10	1:08.087	+0.575	10:21:44.505
11	1:08.373	+0.861	10:22:52.878
12	1:07.693	+0.181	10:24:00.571
13	1:07.512	-	10:25:08.083

Best Tm: 1:07.512

(66) Paul MOSS

1	-:--		10:10:41.806
2	1:10.327	+2.385	10:11:52.133
3	1:09.927	+1.985	10:13:02.060
4	1:08.400	+0.458	10:14:10.460
5	1:08.739	+0.797	10:15:19.199
6	1:08.944	+1.002	10:16:28.143
7	1:08.266	+0.324	10:17:36.409
8	1:07.942	-	10:18:44.351
9	1:08.178	+0.236	10:19:52.529
10	1:19.815	+11.873	10:21:12.344
11	1:13.581	+5.639	10:22:25.925

Best Tm: 1:07.942

(79) Gavin LEE

1	-:--		10:10:39.528
2	1:11.867	+3.821	10:11:51.395
3	1:12.417	+4.371	10:13:03.812
4	1:09.408	+1.362	10:14:13.220
5	1:09.908	+1.862	10:15:23.128
6	1:11.322	+3.276	10:16:34.450
7	1:08.046	-	10:17:42.496
8	1:08.582	+0.536	10:18:51.078
9	1:09.046	+1.000	10:20:00.124
10	1:10.700	+2.654	10:21:10.824
11	1:08.759	+0.713	10:22:19.583
12	1:08.306	+0.260	10:23:27.889
13	1:08.533	+0.487	10:24:36.422

Best Tm: 1:08.046

(38) Roy JOHNSTON

1	-:--		10:10:59.773
2	1:24.643	+16.449	10:12:24.416
3	1:15.514	+7.320	10:13:39.930
4	1:15.656	+7.462	10:14:55.586
5	1:11.374	+3.180	10:16:06.960
6	1:15.628	+7.434	10:17:22.588
7	1:13.458	+5.264	10:18:36.046
8	1:09.119	+0.925	10:19:45.165
9	1:08.194	-	10:20:53.359
10	1:11.058	+2.864	10:22:04.417
11	1:08.735	+0.541	10:23:13.152
12	1:09.618	+1.424	10:24:22.770

Best Tm: 1:08.194

(46) Ian HUMPHISH

Lap	Lap Tm	Diff	Time of Day
1	-:--		10:10:44.719
2	1:13.623	+4.502	10:11:58.342
3	1:10.965	+1.844	10:13:09.307
4	1:10.937	+1.816	10:14:20.244
5	1:10.777	+1.656	10:15:31.021
6	1:11.405	+2.284	10:16:42.426
7	1:13.071	+3.950	10:17:55.497
8	1:11.595	+2.474	10:19:07.092
9	1:09.350	+0.229	10:20:16.442
10	1:09.789	+0.668	10:21:26.231
11	1:10.022	+0.901	10:22:36.253
12	1:09.662	+0.541	10:23:45.915
13	1:09.121	-	10:24:55.036

Best Tm: 1:09.121

(40) Simon MAYNE

1	-:--		10:11:17.429
2	1:23.732	+13.096	10:12:41.161
3	1:18.648	+8.012	10:13:59.809
4	1:18.921	+8.285	10:15:18.730
5	1:19.931	+9.295	10:16:38.661
6	1:14.876	+4.240	10:17:53.537
7	1:14.574	+3.938	10:19:08.111
8	1:13.228	+2.592	10:20:21.339
9	1:11.628	+0.992	10:21:32.967
10	1:10.636	-	10:22:43.603
11	1:10.879	+0.243	10:23:54.482
12	1:11.028	+0.392	10:25:05.510

Best Tm: 1:10.636

(70) Mark ARMSTRONG

1	-:--		10:11:10.602
2	1:18.442	+7.101	10:12:29.044
3	1:22.353	+11.012	10:13:51.397
4	1:18.098	+6.757	10:15:09.495
5	1:18.023	+6.682	10:16:27.518
6	1:14.412	+3.071	10:17:41.930
7	1:14.185	+2.844	10:18:56.115
8	1:13.287	+1.946	10:20:09.402
9	1:12.944	+1.603	10:21:22.346
10	1:12.121	+0.780	10:22:34.467
11	1:13.999	+2.658	10:23:48.466
12	1:11.341	-	10:24:59.807

Best Tm: 1:11.341

(37) Helen ALLEN

1	-:--		10:10:59.080
2	1:24.916	+4.740	10:12:23.996
3	1:27.292	+7.116	10:13:51.288
4	1:23.807	+3.631	10:15:15.095
5	1:23.511	+3.335	10:16:38.606
6	1:23.281	+3.105	10:18:01.887
7	1:25.816	+5.640	10:19:27.703
8	1:20.622	+0.446	10:20:48.325

Chief Timekeeper - David Sharp

Clerk of the Course

Sig. Time

Times and Results are available on [www.smart-timing.co.uk](http://www.smart-timing.co.uk)

Printed: 27/08/2007 20:10:38

Orbits 4

[www.amb-it.com](http://www.amb-it.com)

[www.mylaps.com](http://www.mylaps.com)

Licensed to: SMART

SMRC Border Raider Meeting

NSSCC - All Classes

Knockhill 1.280 Miles

Practice 7

12/08/2007 09:55

Practice

Lap	Lap Tm	Diff	Time of Day
9	1:20.176	-	10:22:08.501
10	1:27.275	+7.099	10:23:35.776

Best Tm: 1:20.176

Lap Lap Tm Diff Time of Day

Lap Lap Tm Diff Time of Day

Chief Timekeeper - David Sharp

Clerk of the Course

Sig. Time

Times and Results are available on [www.smart-timing.co.uk](http://www.smart-timing.co.uk)

Printed: 27/08/2007 20:10:38

Orbits 4

[www.amb-it.com](http://www.amb-it.com)

[www.mylaps.com](http://www.mylaps.com)

Licensed to: SMART

SMRC Border Raider Meeting


NSSCC - All Classes

Knockhill 1.280 Miles

Race 7

12/08/2007 12:40

Race (17 Laps)



<b>2</b>
[16] Colin SIMPSON [59.165]
<b>4</b>
[23] Tim EVANS [1:00.841]
<b>6</b>
[54] Andrew MORRISON [1:02.609]
<b>8</b>
[8] David BOTTERILL [1:03.611]
<b>10</b>
[44] Michael CUTT [1:04.707]
<b>12</b>
[53] Brian SMITH [1:06.046]
<b>14</b>
[86] Chris HUNTLEY [1:07.133]
<b>16</b>
[66] Paul MOSS [1:07.942]
<b>18</b>
[38] Roy JOHNSTON [1:08.194]
<b>20</b>
[40] Simon MAYNE [1:10.636]
<b>22</b>
[37] Helen ALLEN [1:20.176]

<b>1</b>
[71] Robert PRITCHARD [58.896]
<b>3</b>
[56] Tommy DREELAN [1:00.248]
<b>5</b>
[52] Ian HEPBURN [1:01.674]
<b>7</b>
[30] George TWEDDLE [1:03.054]
<b>9</b>
[61] Paul LUTI [1:03.972]
<b>11</b>
[92] Mike SIDGWICK [1:05.116]
<b>13</b>
[20] Stephen FERGUSON [1:07.066]
<b>15</b>
[63] Andy RUSSELL [1:07.512]
<b>17</b>
[79] Gavin LEE [1:08.046]
<b>19</b>
[46] Ian HUMPIISH [1:09.121]
<b>21</b>
[70] Mark ARMSTRONG [1:11.341]

1  
2  
3  
4  
5  
6  
7  
8  
9  
10  
11

Chief Timekeeper - David Sharp

Clerk of the Course

Sig. Time

Times and Results are available on [www.smart-timing.co.uk](http://www.smart-timing.co.uk)

Orbits 4

[www.amb-it.com](http://www.amb-it.com)

[www.mylaps.com](http://www.mylaps.com)

Licensed to: SMART

Smarty.com Mini Cooper Cup

Knockhill 1.280 Miles

Race 1 - First Race

12/08/2007 10:40

Race (10 Laps)

Pos	No.	Name	Make/Model	CC	Class	Laps	Total Tm	Diff	Avg. Speed	Best Tm	Lap
1	16	Kenneth THIRWALL	Mini Cooper	1600	SMN	10	11:04.649	-	69.330	1:05.463	8
2	15	Ian MILTON	Mini Cooper	1600	SMN	10	11:05.774	+1.125	69.213	1:05.772	3
3	3	Glynn GEDDIE	Mini Cooper	1600	SMN	10	11:05.839	+1.190	69.206	1:05.282	7
4	7	Vic COVEY Jnr	Mini Cooper	1600	SM	10	11:06.024	+1.375	69.187	1:05.497	7
5	17	Mark DRYDEN	Mini Cooper	1600	SM	10	11:13.913	+9.264	68.377	1:06.043	8
6	9	John BARRIE	Mini Cooper	1600	SMN	10	11:15.390	+10.741	68.227	1:05.969	8
7	8	Jordan GRONKOWSKI	Mini Cooper	1600	SMN	10	11:15.704	+11.055	68.196	1:05.735	8
8	5	Michael ROWAN	Mini Cooper	1600	SMN	10	11:21.083	+16.434	67.657	1:06.309	9
9	11	Alasdair McGOWAN	Mini Cooper	1600	SM	10	11:23.966	+19.317	67.372	1:06.050	9
10	4	Gilbert GROSETT	Mini Cooper	1600	SMN	9	11:22.904	1 Lap	60.729	1:06.983	8
Not classified											
DNF	1	Andy BOUGLASS (Boog	Mini Cooper	1600	SM	0	-.----	-	-	-.----	0

Margin of Victory	Avg. Speed	Best Lap Tm	Best Spd	Best Lap by
+1.125	69.330	1:05.282	70.586	[3] Glynn GEDDIE

Chief Timekeeper - David Sharp

Orbits 4

Clerk of the Course

www.amb-it.com

Sig.

Time

www.mylaps.com

Results can be downloaded at [www.smart-timing.co.uk](http://www.smart-timing.co.uk)

Licensed to: SMART

# SMRC Border Raider Meeting

Smarty.com Mini Cooper Cup

Knockhill 1.280 Miles

Race 1 - First Race

12/08/2007 10:40

Race (10 Laps)

Lap	Lap Tm	Diff	Time of Day
<b>(16) Kenneth THIRWALL</b>			
1	----		10:41:44.461
2	<b>1:06.147</b>	+0.684	10:42:50.608
3	<b>1:05.605</b>	+0.142	10:43:56.213
4	<b>1:05.874</b>	+0.411	10:45:02.087
5	<b>1:05.958</b>	+0.495	10:46:08.045
6	<b>1:05.784</b>	+0.321	10:47:13.829
7	<b>1:05.478</b>	+0.015	10:48:19.307
8	<b>1:05.463</b>	-	10:49:24.770
9	<b>1:08.316</b>	+2.853	10:50:33.086
10	<b>1:06.026</b>	+0.563	10:51:39.112
Best Tm: 1:05.463			

Lap	Lap Tm	Diff	Time of Day
<b>(15) Ian MILTON</b>			
1	----		10:41:44.837
2	<b>1:06.332</b>	+0.560	10:42:51.169
3	<b>1:05.772</b>	-	10:43:56.941
4	<b>1:06.431</b>	+0.659	10:45:03.372
5	<b>1:05.920</b>	+0.148	10:46:09.292
6	<b>1:05.934</b>	+0.162	10:47:15.226
7	<b>1:06.288</b>	+0.516	10:48:21.514
8	<b>1:06.446</b>	+0.674	10:49:27.960
9	<b>1:06.204</b>	+0.432	10:50:34.164
10	<b>1:06.073</b>	+0.301	10:51:40.237
Best Tm: 1:05.772			

Lap	Lap Tm	Diff	Time of Day
<b>(3) Glynn GEDDIE</b>			
1	----		10:41:45.750
2	<b>1:06.699</b>	+1.417	10:42:52.449
3	<b>1:06.202</b>	+0.920	10:43:58.651
4	<b>1:06.218</b>	+0.936	10:45:04.869
5	<b>1:05.898</b>	+0.616	10:46:10.767
6	<b>1:05.950</b>	+0.668	10:47:16.717
7	<b>1:05.282</b>	-	10:48:21.999
8	<b>1:06.427</b>	+1.145	10:49:28.426
9	<b>1:06.188</b>	+0.906	10:50:34.614
10	<b>1:05.688</b>	+0.406	10:51:40.302
Best Tm: 1:05.282			

Lap	Lap Tm	Diff	Time of Day
<b>(7) Vic COVEY Jnr</b>			
1	----		10:41:46.295
2	<b>1:06.787</b>	+1.290	10:42:53.082
3	<b>1:06.364</b>	+0.867	10:43:59.446
4	<b>1:06.411</b>	+0.914	10:45:05.857
5	<b>1:05.650</b>	+0.153	10:46:11.507
6	<b>1:05.904</b>	+0.407	10:47:17.411
7	<b>1:05.497</b>	-	10:48:22.908
8	<b>1:05.654</b>	+0.157	10:49:28.562
9	<b>1:06.365</b>	+0.868	10:50:34.927
10	<b>1:05.560</b>	+0.063	10:51:40.487
Best Tm: 1:05.497			

Lap	Lap Tm	Diff	Time of Day
<b>(17) Mark DRYDEN</b>			
1	----		10:41:47.925
2	<b>1:07.370</b>	+1.327	10:42:55.295
3	<b>1:07.221</b>	+1.178	10:44:02.516
4	<b>1:06.158</b>	+0.115	10:45:08.674
5	<b>1:06.699</b>	+0.656	10:46:15.373
6	<b>1:07.365</b>	+1.322	10:47:22.738
7	<b>1:06.980</b>	+0.937	10:48:29.718
8	<b>1:06.043</b>	-	10:49:35.761
9	<b>1:06.119</b>	+0.076	10:50:41.880
10	<b>1:06.496</b>	+0.453	10:51:48.376
Best Tm: 1:06.043			

Lap	Lap Tm	Diff	Time of Day
<b>(9) John BARRIE</b>			
1	----		10:41:46.725
2	<b>1:07.341</b>	+1.372	10:42:54.066
3	<b>1:07.171</b>	+1.202	10:44:01.237
4	<b>1:06.932</b>	+0.963	10:45:08.169
5	<b>1:07.070</b>	+1.101	10:46:15.239
6	<b>1:07.454</b>	+1.485	10:47:22.693
7	<b>1:07.893</b>	+1.924	10:48:30.586
8	<b>1:05.969</b>	-	10:49:36.555
9	<b>1:06.040</b>	+0.071	10:50:42.595
10	<b>1:07.258</b>	+1.289	10:51:49.853
Best Tm: 1:05.969			

Lap	Lap Tm	Diff	Time of Day
<b>(8) Jordan GRONKOWSKI</b>			
1	----		10:41:48.470
2	<b>1:07.386</b>	+1.651	10:42:55.856
3	<b>1:06.881</b>	+1.146	10:44:02.737
4	<b>1:06.565</b>	+0.830	10:45:09.302
5	<b>1:06.444</b>	+0.709	10:46:15.746
6	<b>1:07.391</b>	+1.656	10:47:23.137
7	<b>1:08.155</b>	+2.420	10:48:31.292
8	<b>1:05.735</b>	-	10:49:37.027
9	<b>1:06.234</b>	+0.499	10:50:43.261
10	<b>1:06.906</b>	+1.171	10:51:50.167
Best Tm: 1:05.735			

Lap	Lap Tm	Diff	Time of Day
<b>(5) Michael ROWAN</b>			
1	----		10:41:49.514
2	<b>1:08.204</b>	+1.895	10:42:57.718
3	<b>1:07.304</b>	+0.995	10:44:05.022
4	<b>1:07.683</b>	+1.374	10:45:12.705
5	<b>1:08.613</b>	+2.304	10:46:21.318
6	<b>1:07.049</b>	+0.740	10:47:28.367
7	<b>1:07.155</b>	+0.846	10:48:35.522
8	<b>1:06.393</b>	+0.084	10:49:41.915
9	<b>1:06.309</b>	-	10:50:48.224
10	<b>1:07.322</b>	+1.013	10:51:55.546
Best Tm: 1:06.309			

(11) Alasdair McGOWAN

Lap	Lap Tm	Diff	Time of Day
<b>(4) Gilbert GROSSETT</b>			
1	----		10:41:50.688
2	<b>1:09.515</b>	+3.465	10:43:00.203
3	<b>1:08.402</b>	+2.352	10:44:08.605
4	<b>1:08.032</b>	+1.982	10:45:16.637
5	<b>1:08.118</b>	+2.068	10:46:24.755
6	<b>1:07.546</b>	+1.496	10:47:32.301
7	<b>1:06.819</b>	+0.769	10:48:39.120
8	<b>1:06.817</b>	+0.767	10:49:45.937
9	<b>1:06.050</b>	-	10:50:51.987
10	<b>1:06.442</b>	+0.392	10:51:58.429
Best Tm: 1:06.050			

Lap	Lap Tm	Diff	Time of Day
<b>(1) Andy BOUGLASS (Boogie)</b>			
1	----		10:41:47.385
2	<b>1:07.264</b>	+0.281	10:42:54.649
3	<b>1:07.047</b>	+0.064	10:44:01.696
4	<b>1:08.850</b>	+1.867	10:45:10.546
5	<b>2:02.473</b>	+55.490	10:47:13.019
6	<b>1:20.082</b>	+13.099	10:48:33.101
7	<b>1:09.684</b>	+2.701	10:49:42.785
8	<b>1:06.983</b>	-	10:50:49.768
9	<b>1:07.599</b>	+0.616	10:51:57.367
Best Tm: 1:06.983			

(1) Andy BOUGLASS (Boogie)  
Best Tm: ----

Chief Timekeeper - David Sharp

Clerk of the Course

Sig. Time

Results can be downloaded at [www.smart-timing.co.uk](http://www.smart-timing.co.uk)

Printed: 27/08/2007 20:56:39

Orbits 4

[www.amb-it.com](http://www.amb-it.com)

[www.mylaps.com](http://www.mylaps.com)

Licensed to: SMART

Smarty.com Mini Cooper Cup

Knockhill 1.280 Miles

Race 1 - First Race

12/08/2007 10:40

Race (10 Laps)

Competitors	Laps									
	1	2	3	4	5	6	7	8	9	10
Kenneth THIRWALL (16)	16	16	16	16	16	16	16	16	16	16
Ian MILTON (15)	15	15	15	15	15	15	15	15	15	15
Glynn GEDDIE (3)	3	3	3	3	3	3	3	3	3	3
Vic COVEY Jnr (7)	7	7	7	7	7	7	7	7	7	7
John BARRIE (9)	9	9	9	9	9	9	17	17	17	17
Gilbert GROSSETT (4)	4	4	4	17	17	17	9	9	9	9
Mark DRYDEN (17)	17	17	17	8	8	8	8	8	8	8
Jordan GRONKOWSKI (8)	8	8	8	4	5	5	5	5	5	5
Michael ROWAN (5)	5	5	5	5	11	11	11	11	11	11
Alasdair McGOWAN (11)	11	11	11	11	4	4	4	4	4	4
-	11									

Chief Timekeeper - David Sharp

Orbits 4

Clerk of the Course

www.amb-it.com

Sig. Time

www.mylaps.com

Results can be downloaded at [www.smart-timing.co.uk](http://www.smart-timing.co.uk)

Licensed to: SMART

SMRC Border Raider Meeting


Smarty.com Mini Cooper Cup

Knockhill 1.280 Miles

Race 8 - Second Race

12/08/2007 13:20

Race (10 Laps)



<b>2</b>
[8] Jordan GRONKOWSKI
[10]
<b>4</b>
[17] Mark DRYDEN
[10]
<b>6</b>
[3] Glynn GEDDIE
[10]
<b>8</b>
[16] Kenneth THIRWALL
[10]
<b>10</b>
[4] Gilbert GROSSETT
[9]

<b>1</b>
[5] Michael ROWAN
[10]
<b>3</b>
[9] John BARRIE
[10]
<b>5</b>
[7] Vic COVEY Jnr
[10]
<b>7</b>
[15] Ian MILTON
[10]
<b>9</b>
[11] Alasdair McGOWAN
[10]
<b>11</b>
[1] Andy BOUGLASS (Boogie)
[0]

1  
2  
3  
4  
5  
6

Chief Timekeeper - David Sharp

Clerk of the Course

Sig. Time

Results can be downloaded at [www.smart-timing.co.uk](http://www.smart-timing.co.uk)

Orbits 4

[www.amb-it.com](http://www.amb-it.com)

[www.mylaps.com](http://www.mylaps.com)

Licensed to: SMART

Scottish Classic Sports & Saloons

Knockhill 1.280 Miles

Race 2 - First Race

12/08/2007 11:00

Race (10 Laps)

Pos	No.	Name	Make/Model	CC	Class (	Laps	Total Tm	Diff	Avg. Speed	Best Tm	Lap
1	96	Mark CAMPBELL	Triumph TR5	2600	CSSC	10	10:23.520	-	73.903	59.844	8
2	4	Stan BERNARD	Porsche 911	2687	CSSC	10	10:35.126	+11.606	72.553	1:01.796	4
3	5	Matthew GORDON	Porsche 911	2700	CSSC	10	10:37.580	+14.060	72.273	1:01.969	6
4	12	Tommy GILMARTIN	BMW 2002	2000	CSSC	10	11:02.472	+38.952	69.558	1:04.193	6
5	2	Oilly ROSS	Lotus Europa	1600	CSSB	10	11:04.584	+41.064	69.337	1:04.437	2
6	66	Ian LONGFORD	Ford Escort	2000	CSSC	10	11:04.738	+41.218	69.321	1:04.754	10
7	15	Donald LAIRD	Lotus Elan	1558	CSSB	10	11:13.336	+49.816	68.435	1:05.930	9
8	9	Eoghan MACKIE	Alpine Renault	1550	CSSB	9	10:30.797	1 Lap	65.745	1:08.971	8
9	11	Ian MORTON	MG Midget	1380	CSSA	9	10:31.580	+0.783	65.664	1:08.131	7
10	16	Colin BEVERIDGE	Alfa Sud	1490	CSSB	9	10:47.709	+16.912	64.029	1:08.206	6
11	7	Scott GOODFELLOW	Terrier Mk2	1000	CSSA	8	10:26.521	2 Laps	58.839	1:13.292	4

Margin of Victory	Avg. Speed	Best Lap Tm	Best Spd	Best Lap by
+11.606	73.903	59.844	77.000	[96] Mark CAMPBELL

Chief Timekeeper - David Sharp

Orbits 4

Clerk of the Course

www.amb-it.com

Sig. Time

www.mylaps.com

Results can be downloaded at www.smart-timing.co.uk

Licensed to: SMART



# SMRC Border Raider Meeting

Scottish Classic Sports & Saloons

Knockhill 1.280 Miles

Race 2 - First Race

12/08/2007 11:00

Race (10 Laps)

Lap	Lap Tm	Diff	Time of Day
<b>(96) Mark CAMPBELL</b>			
1	-:--		11:03:53.258
2	<b>1:01.378</b>	+1.534	11:04:54.636
3	<b>1:00.250</b>	+0.406	11:05:54.886
4	<b>1:04.416</b>	+4.572	11:06:59.302
5	<b>1:02.529</b>	+2.685	11:08:01.831
6	<b>1:01.019</b>	+1.175	11:09:02.850
7	<b>1:00.257</b>	+0.413	11:10:03.107
8	<b>59.844</b>	-	11:11:02.951
9	<b>1:02.305</b>	+2.461	11:12:05.256
10	<b>1:06.298</b>	+6.454	11:13:11.554
Best Tm: 59.844			

Lap	Lap Tm	Diff	Time of Day
<b>(4) Stan BERNARD</b>			
1	-:--		11:03:56.904
2	<b>1:03.375</b>	+1.579	11:05:00.279
3	<b>1:02.448</b>	+0.652	11:06:02.727
4	<b>1:01.796</b>	-	11:07:04.523
5	<b>1:02.947</b>	+1.151	11:08:07.470
6	<b>1:01.826</b>	+0.030	11:09:09.296
7	<b>1:02.350</b>	+0.554	11:10:11.646
8	<b>1:03.516</b>	+1.720	11:11:15.162
9	<b>1:04.008</b>	+2.212	11:12:19.170
10	<b>1:03.990</b>	+2.194	11:13:23.160
Best Tm: 1:01.796			

Lap	Lap Tm	Diff	Time of Day
<b>(5) Matthew GORDON</b>			
1	-:--		11:03:55.480
2	<b>1:03.094</b>	+1.125	11:04:58.574
3	<b>1:02.674</b>	+0.705	11:06:01.248
4	<b>1:02.480</b>	+0.511	11:07:03.728
5	<b>1:02.873</b>	+0.904	11:08:06.601
6	<b>1:01.969</b>	-	11:09:08.570
7	<b>1:02.559</b>	+0.590	11:10:11.129
8	<b>1:07.383</b>	+5.414	11:11:18.512
9	<b>1:03.322</b>	+1.353	11:12:21.834
10	<b>1:03.780</b>	+1.811	11:13:25.614
Best Tm: 1:01.969			

Lap	Lap Tm	Diff	Time of Day
<b>(12) Tommy GILMARTIN</b>			
1	-:--		11:04:03.088
2	<b>1:06.197</b>	+2.004	11:05:09.285
3	<b>1:04.828</b>	+0.635	11:06:14.113
4	<b>1:04.848</b>	+0.655	11:07:18.961
5	<b>1:04.450</b>	+0.257	11:08:23.411
6	<b>1:04.193</b>	-	11:09:27.604
7	<b>1:06.703</b>	+2.510	11:10:34.307
8	<b>1:06.935</b>	+2.742	11:11:41.242
9	<b>1:04.709</b>	+0.516	11:12:45.951
10	<b>1:04.555</b>	+0.362	11:13:50.506
Best Tm: 1:04.193			

Lap	Lap Tm	Diff	Time of Day
<b>(2) Olly ROSS</b>			
1	-:--		11:03:57.320
2	<b>1:04.437</b>	-	11:05:01.757
3	<b>1:05.342</b>	+0.905	11:06:07.099
4	<b>1:05.676</b>	+1.239	11:07:12.775
5	<b>1:05.993</b>	+1.556	11:08:18.768
6	<b>1:05.720</b>	+1.283	11:09:24.488
7	<b>1:08.873</b>	+4.436	11:10:33.361
8	<b>1:08.614</b>	+4.177	11:11:41.975
9	<b>1:04.964</b>	+0.527	11:12:46.939
10	<b>1:05.679</b>	+1.242	11:13:52.618
Best Tm: 1:04.437			

Lap	Lap Tm	Diff	Time of Day
<b>(66) Ian LONGFORD</b>			
1	-:--		11:03:59.331
2	<b>1:05.816</b>	+1.062	11:05:05.147
3	<b>1:05.873</b>	+1.119	11:06:11.020
4	<b>1:05.495</b>	+0.741	11:07:16.515
5	<b>1:05.148</b>	+0.394	11:08:21.663
6	<b>1:05.353</b>	+0.599	11:09:27.016
7	<b>1:06.604</b>	+1.850	11:10:33.620
8	<b>1:09.176</b>	+4.422	11:11:42.796
9	<b>1:05.222</b>	+0.468	11:12:48.018
10	<b>1:04.754</b>	-	11:13:52.772
Best Tm: 1:04.754			

Lap	Lap Tm	Diff	Time of Day
<b>(15) Donald LAIRD</b>			
1	-:--		11:04:02.361
2	<b>1:06.622</b>	+0.692	11:05:08.983
3	<b>1:06.772</b>	+0.842	11:06:15.755
4	<b>1:07.164</b>	+1.234	11:07:22.919
5	<b>1:06.564</b>	+0.634	11:08:29.483
6	<b>1:06.570</b>	+0.640	11:09:36.053
7	<b>1:06.385</b>	+0.455	11:10:42.438
8	<b>1:06.392</b>	+0.462	11:11:48.830
9	<b>1:05.930</b>	-	11:12:54.760
10	<b>1:06.610</b>	+0.680	11:14:01.370
Best Tm: 1:05.930			

Lap	Lap Tm	Diff	Time of Day
<b>(9) Eoghan MACKIE</b>			
1	-:--		11:04:03.330
2	<b>1:09.288</b>	+0.317	11:05:12.618
3	<b>1:09.953</b>	+0.982	11:06:22.571
4	<b>1:09.675</b>	+0.704	11:07:32.246
5	<b>1:09.195</b>	+0.224	11:08:41.441
6	<b>1:09.510</b>	+0.539	11:09:50.951
7	<b>1:08.988</b>	+0.017	11:10:59.939
8	<b>1:08.971</b>	-	11:12:08.910
9	<b>1:09.921</b>	+0.950	11:13:18.831
Best Tm: 1:08.971			

Lap	Lap Tm	Diff	Time of Day
<b>(11) Ian MORTON</b>			

Lap	Lap Tm	Diff	Time of Day
1	-:--		11:04:05.996
2	<b>1:09.764</b>	+1.633	11:05:15.760
3	<b>1:10.174</b>	+2.043	11:06:25.934
4	<b>1:09.102</b>	+0.971	11:07:35.036
5	<b>1:08.764</b>	+0.633	11:08:43.800
6	<b>1:08.839</b>	+0.708	11:09:52.639
7	<b>1:08.131</b>	-	11:11:00.770
8	<b>1:08.990</b>	+0.859	11:12:09.760
9	<b>1:09.854</b>	+1.723	11:13:19.614
Best Tm: 1:08.131			

Lap	Lap Tm	Diff	Time of Day
<b>(16) Colin BEVERIDGE</b>			
1	-:--		11:04:05.326
2	<b>1:10.285</b>	+2.079	11:05:15.611
3	<b>1:10.629</b>	+2.423	11:06:26.240
4	<b>1:09.659</b>	+1.453	11:07:35.899
5	<b>1:09.072</b>	+0.866	11:08:44.971
6	<b>1:08.206</b>	-	11:09:53.177
7	<b>1:08.284</b>	+0.078	11:11:01.461
8	<b>1:24.562</b>	+16.356	11:12:26.023
9	<b>1:09.720</b>	+1.514	11:13:35.743
Best Tm: 1:08.206			

Lap	Lap Tm	Diff	Time of Day
<b>(7) Scott GOODFELLOW</b>			
1	-:--		11:04:09.457
2	<b>1:16.516</b>	+3.224	11:05:25.973
3	<b>1:16.192</b>	+2.900	11:06:42.165
4	<b>1:13.292</b>	-	11:07:55.457
5	<b>1:14.352</b>	+1.060	11:09:09.809
6	<b>1:19.062</b>	+5.770	11:10:28.871
7	<b>1:23.453</b>	+10.161	11:11:52.324
8	<b>1:22.231</b>	+8.939	11:13:14.555
Best Tm: 1:13.292			

Chief Timekeeper - David Sharp

Clerk of the Course

Sig.

Time

Results can be downloaded at [www.smart-timing.co.uk](http://www.smart-timing.co.uk)

Orbits 4

[www.amb-it.com](http://www.amb-it.com)

[www.mylaps.com](http://www.mylaps.com)

Licensed to: SMART

Scottish Classic Sports & Saloons

Knockhill 1.280 Miles

Race 2 - First Race

12/08/2007 11:00

Race (10 Laps)

Competitors	Laps										
	1	2	3	4	5	6	7	8	9	10	
Mark CAMPBELL (96)	1	96	96	96	96	96	96	96	96	96	96
Matthew GORDON (5)	2	5	5	5	5	5	5	5	4	4	4
Stan BERNARD (4)	3	4	4	4	4	4	4	4	5	5	5
Olly ROSS (2)	4	2	2	2	2	2	2	2	12	12	12
Ian LONGFORD (66)	5	66	66	66	66	66	66	66	2	2	2
Donald LAIRD (15)	6	15	15	12	12	12	12	12	66	66	66
Tommy GILMARTIN (12)	7	12	12	15	15	15	15	15	15	15	15
Eoghan MACKIE (9)	8	9	9	9	9	9	9	9	9	9	9
Colin BEVERIDGE (16)	9	16	16	11	11	11	11	11	11	11	11
Ian MORTON (11)	10	11	11	16	16	16	16	16	16	16	16
Scott GOODFELLOW (7)	11	7	7	7	7	7	7	7	7	7	7

Chief Timekeeper - David Sharp

Orbits 4

Clerk of the Course

www.amb-it.com

Sig. Time

www.mylaps.com

Results can be downloaded at [www.smart-timing.co.uk](http://www.smart-timing.co.uk)

Licensed to: SMART

SMRC Border Raider Meeting

Scottish Classic Sports & Saloons

Knockhill 1.280 Miles

Race 9 - Second Race

12/08/2007 13:40

Race (10 Laps)



<b>2</b>
[16] Colin BEVERIDGE
[9]
<b>4</b>
[9] Eoghan MACKIE
[9]
<b>6</b>
[66] Ian LONGFORD
[10]
<b>8</b>
[12] Tommy GILMARTIN
[10]
<b>10</b>
[4] Stan BERNARD
[10]

<b>1</b>
[7] Scott GOODFELLOW
[8]
<b>3</b>
[11] Ian MORTON
[9]
<b>5</b>
[15] Donald LAIRD
[10]
<b>7</b>
[2] Olly ROSS
[10]
<b>9</b>
[5] Matthew GORDON
[10]
<b>11</b>
[96] Mark CAMPBELL
[10]

1  
2  
3  
4  
5  
6

Chief Timekeeper - David Sharp

Clerk of the Course

Sig. Time

Results can be downloaded at [www.smart-timing.co.uk](http://www.smart-timing.co.uk)

Orbits 4

[www.amb-it.com](http://www.amb-it.com)

[www.mylaps.com](http://www.mylaps.com)

Licensed to: SMART

## Scottish Sports &amp; Saloon Championship

Knockhill 1.280 Miles

## Race 3 - First Race

12/08/2007 11:20

## Race (10 Laps)

Pos	No.	Name	Make/Model	CC	Class	Laps	Total Tm	Diff	Avg. Speed	Best Tm	Lap
1	26	Andrew GALLACHER	Ford Fiesta	2000	SSA	10	9:00.734	-	85.218	53.015	8
2	71	Robert PRITCHARD	Caterham	2000	SSA	10	9:00.900	+0.166	85.191	53.059	8
3	78	David HEADEN	Caterham R400	2296	SSA	10	9:19.943	+19.209	82.294	54.111	2
4	10	Bob LYONS	Caterham	1800	SSA	10	9:20.678	+19.944	82.186	54.892	9
5	56	Tommy DREELAN	Porsche 997	3600	SSA	10	9:44.783	+44.049	78.798	56.937	9
6	9	Warren DUNBAR	Caterham	1600	SSD	10	9:49.473	+48.739	78.172	57.160	6
7	23	Tim EVANS	Sylva Phoenix	1000	SSD	10	9:50.740	+50.006	78.004	57.037	6
8	54	Andrew MORRISON	Seat Cupra	1998	SSB	10	9:56.764	+56.030	77.216	56.851	9
9	52	Ian HEPBURN	Westfield Seight	4800	SSA	9	9:06.963	1 Lap	75.822	57.290	7
10	61	Paul LUTI	MG ZT 520	5000	SSB	9	9:19.985	+13.022	74.059	1:00.645	4
11	63	Andy RUSSELL	Westfield SEi	1800	SSD	9	9:22.581	+15.618	73.717	1:00.778	5
12	53	Brian SMITH	Sylva Phoenix	2000	SSD	9	9:24.626	+17.663	73.450	59.847	8
13	30	Ian SINCLAIR	Westfield	1998	SSD	9	9:25.388	+18.425	73.351	1:00.413	8
14	32	Andy GLOSSOP	Renault Clio RS	1998	SSC	9	9:34.483	+27.520	72.190	1:01.330	8
15	28	Sam ARREBERG	Fisher Fury	919	SSD	9	9:35.122	+28.159	72.110	1:00.948	6
16	3	John NATHAN	Ford Escort MK2	2000	SSC	9	9:36.344	+29.381	71.957	1:01.887	6
17	92	Mike SIDGWICK	Morgan +8	5000	SSA	8	9:40.379	2 Laps	63.517	56.690	4

## Not classified

DNF	7	Charlie SHAW	Ford Focus	2000T	SSA	4	3:57.415	-	77.636	55.199	3
DNF	40	Derek HASTINGS	Ford Escort Cosworth	2000T	SSB	4	4:30.388	-	68.169	1:02.166	2
DNS	16	Derek SIMPSON	Marcos Mantis	4600	SSA	0	----	-	-	----	0
DNS	21	Peter TADDEI	Ford Fiesta	2100	SSB	0	----	-	-	----	0

## Announcements

New Track Record (56.851) for SMRC Sports/Sal. (B) by Andrew MORRISON.

Margin of Victory	Avg. Speed	Best Lap Tm	Best Spd	Best Lap by
+0.166	85.218	53.015	86.919	[26] Andrew GALLACHER

Chief Timekeeper - David Sharp

Orbits 4

Clerk of the Course

www.amb-it.com

Sig.

Time

www.mylaps.com

Results can be downloaded at www.smart-timing.co.uk

Licensed to: SMART

SMRC Border Raider Meeting

Scottish Sports & Saloon Championship

Knockhill 1.280 Miles

Race 3 - First Race

12/08/2007 11:20

Race (10 Laps)

Lap	Lap Tm	Diff	Time of Day
<b>(26) Andrew GALLACHER</b>			
1	----		11:24:47.391
2	<b>53.706</b>	+0.691	11:25:41.097
3	<b>53.327</b>	+0.312	11:26:34.424
4	<b>53.018</b>	+0.003	11:27:27.442
5	<b>53.627</b>	+0.612	11:28:21.069
6	<b>54.075</b>	+1.060	11:29:15.144
7	<b>53.951</b>	+0.936	11:30:09.095
8	<b>53.015</b>	-	11:31:02.110
9	<b>53.207</b>	+0.192	11:31:55.317
10	<b>54.279</b>	+1.264	11:32:49.596
<b>Best Tm: 53.015</b>			

Lap	Lap Tm	Diff	Time of Day
<b>(71) Robert PRITCHARD</b>			
1	----		11:24:47.493
2	<b>54.276</b>	+1.217	11:25:41.769
3	<b>53.851</b>	+0.792	11:26:35.620
4	<b>53.411</b>	+0.352	11:27:29.031
5	<b>53.118</b>	+0.059	11:28:22.149
6	<b>53.365</b>	+0.306	11:29:15.514
7	<b>53.882</b>	+0.823	11:30:09.396
8	<b>53.059</b>	-	11:31:02.455
9	<b>53.606</b>	+0.547	11:31:56.061
10	<b>53.701</b>	+0.642	11:32:49.762
<b>Best Tm: 53.059</b>			

Lap	Lap Tm	Diff	Time of Day
<b>(78) David HEADEN</b>			
1	----		11:24:48.236
2	<b>54.111</b>	-	11:25:42.347
3	<b>54.312</b>	+0.201	11:26:36.659
4	<b>55.250</b>	+1.139	11:27:31.909
5	<b>55.784</b>	+1.673	11:28:27.693
6	<b>56.549</b>	+2.438	11:29:24.242
7	<b>56.413</b>	+2.302	11:30:20.655
8	<b>56.737</b>	+2.626	11:31:17.392
9	<b>54.803</b>	+0.692	11:32:12.195
10	<b>56.610</b>	+2.499	11:33:08.805
<b>Best Tm: 54.111</b>			

Lap	Lap Tm	Diff	Time of Day
<b>(10) Bob LYONS</b>			
1	----		11:24:49.188
2	<b>56.405</b>	+1.513	11:25:45.593
3	<b>55.615</b>	+0.723	11:26:41.208
4	<b>55.914</b>	+1.022	11:27:37.122
5	<b>56.025</b>	+1.133	11:28:33.147
6	<b>55.369</b>	+0.477	11:29:28.516
7	<b>55.246</b>	+0.354	11:30:23.762
8	<b>55.078</b>	+0.186	11:31:18.840
9	<b>54.892</b>	-	11:32:13.732
10	<b>55.808</b>	+0.916	11:33:09.540
<b>Best Tm: 54.892</b>			

Lap	Lap Tm	Diff	Time of Day
<b>(56) Tommy DREELAN</b>			
1	----		11:24:53.626
2	<b>58.878</b>	+1.941	11:25:52.504
3	<b>58.316</b>	+1.379	11:26:50.820
4	<b>57.726</b>	+0.789	11:27:48.546
5	<b>58.257</b>	+1.320	11:28:46.803
6	<b>57.304</b>	+0.367	11:29:44.107
7	<b>57.366</b>	+0.429	11:30:41.473
8	<b>57.676</b>	+0.739	11:31:39.149
9	<b>56.937</b>	-	11:32:36.086
10	<b>57.559</b>	+0.622	11:33:33.645
<b>Best Tm: 56.937</b>			

Lap	Lap Tm	Diff	Time of Day
<b>(9) Warren DUNBAR</b>			
1	----		11:24:54.863
2	<b>59.282</b>	+2.122	11:25:54.145
3	<b>58.061</b>	+0.901	11:26:52.206
4	<b>59.298</b>	+2.138	11:27:51.504
5	<b>57.772</b>	+0.612	11:28:49.276
6	<b>57.160</b>	-	11:29:46.436
7	<b>57.191</b>	+0.031	11:30:43.627
8	<b>58.609</b>	+1.449	11:31:42.236
9	<b>57.894</b>	+0.734	11:32:40.130
10	<b>58.205</b>	+1.045	11:33:38.335
<b>Best Tm: 57.160</b>			

Lap	Lap Tm	Diff	Time of Day
<b>(23) Tim EVANS</b>			
1	----		11:24:56.392
2	<b>58.902</b>	+1.865	11:25:55.294
3	<b>57.925</b>	+0.888	11:26:53.219
4	<b>57.593</b>	+0.556	11:27:50.812
5	<b>57.977</b>	+0.940	11:28:48.789
6	<b>57.037</b>	-	11:29:45.826
7	<b>57.260</b>	+0.223	11:30:43.086
8	<b>57.160</b>	+0.123	11:31:40.246
9	<b>1:01.647</b>	+4.610	11:32:41.893
10	<b>57.709</b>	+0.672	11:33:39.602
<b>Best Tm: 57.037</b>			

Lap	Lap Tm	Diff	Time of Day
<b>(54) Andrew MORRISON</b>			
1	----		11:25:01.392
2	<b>1:01.710</b>	+4.859	11:26:03.102
3	<b>1:00.710</b>	+3.859	11:27:03.812
4	<b>59.171</b>	+2.320	11:28:02.983
5	<b>57.807</b>	+0.956	11:29:00.790
6	<b>56.906</b>	+0.055	11:29:57.696
7	<b>56.928</b>	+0.077	11:30:54.624
8	<b>56.886</b>	+0.035	11:31:51.510
9	<b>56.851</b>	-	11:32:48.361
10	<b>57.265</b>	+0.414	11:33:45.626
<b>Best Tm: 56.851</b>			

Lap	Lap Tm	Diff	Time of Day
<b>(52) Ian HEPBURN</b>			

Lap	Lap Tm	Diff	Time of Day
<b>(61) Paul LUTI</b>			
1	----		11:25:01.620
2	<b>1:00.466</b>	+3.176	11:26:02.086
3	<b>1:01.376</b>	+4.086	11:27:03.462
4	<b>1:00.046</b>	+2.756	11:28:03.508
5	<b>58.119</b>	+0.829	11:29:01.627
6	<b>1:00.069</b>	+2.779	11:30:01.696
7	<b>57.290</b>	-	11:30:58.986
8	<b>59.152</b>	+1.862	11:31:58.138
9	<b>57.687</b>	+0.397	11:32:55.825
<b>Best Tm: 57.290</b>			

Lap	Lap Tm	Diff	Time of Day
<b>(63) Andy RUSSELL</b>			
1	----		11:24:56.208
2	<b>1:01.718</b>	+1.073	11:25:57.926
3	<b>1:01.130</b>	+0.485	11:26:59.056
4	<b>1:00.645</b>	-	11:27:59.701
5	<b>1:01.463</b>	+0.818	11:29:01.164
6	<b>1:00.903</b>	+0.258	11:30:02.067
7	<b>1:02.800</b>	+2.155	11:31:04.867
8	<b>1:01.398</b>	+0.753	11:32:06.265
9	<b>1:02.582</b>	+1.937	11:33:08.847
<b>Best Tm: 1:00.645</b>			

Lap	Lap Tm	Diff	Time of Day
<b>(53) Brian SMITH</b>			
1	----		11:24:58.725
2	<b>1:02.181</b>	+1.403	11:26:00.906
3	<b>1:03.604</b>	+2.826	11:27:04.510
4	<b>1:02.082</b>	+1.304	11:28:06.592
5	<b>1:00.778</b>	-	11:29:07.370
6	<b>1:01.145</b>	+0.367	11:30:08.515
7	<b>1:00.884</b>	+0.106	11:31:09.399
8	<b>1:01.110</b>	+0.332	11:32:10.509
9	<b>1:00.934</b>	+0.156	11:33:11.443
<b>Best Tm: 1:00.778</b>			

Lap	Lap Tm	Diff	Time of Day
<b>(30) Ian SINCLAIR</b>			
1	----		11:25:03.972
2	<b>1:02.318</b>	+2.471	11:26:06.290
3	<b>1:01.837</b>	+1.990	11:27:08.127
4	<b>1:01.764</b>	+1.917	11:28:09.891
5	<b>1:00.976</b>	+1.129	11:29:10.867
6	<b>1:00.984</b>	+1.137	11:30:11.851
7	<b>1:00.392</b>	+0.545	11:31:12.243
8	<b>59.847</b>	-	11:32:12.090
9	<b>1:01.398</b>	+1.551	11:33:13.488
<b>Best Tm: 59.847</b>			

Chief Timekeeper - David Sharp

Clerk of the Course

Sig. Time

Results can be downloaded at [www.smart-timing.co.uk](http://www.smart-timing.co.uk)

Printed: 27/08/2007 20:45:31

Orbits 4

[www.amb-it.com](http://www.amb-it.com)

[www.mylaps.com](http://www.mylaps.com)

Licensed to: SMART

SMRC Border Raider Meeting

Scottish Sports & Saloon Championship

Knockhill 1.280 Miles

Race 3 - First Race

12/08/2007 11:20

Race (10 Laps)

Lap	Lap Tm	Diff	Time of Day
5	1:02.659	+2.246	11:29:09.120
6	1:02.637	+2.224	11:30:11.757
7	1:01.227	+0.814	11:31:12.984
8	1:00.413	-	11:32:13.397
9	1:00.853	+0.440	11:33:14.250
Best Tm: 1:00.413			

(32) Andy GLOSSOP

1	-:--		11:25:00.276
2	1:04.760	+3.430	11:26:05.036
3	1:04.394	+3.064	11:27:09.430
4	1:02.937	+1.607	11:28:12.367
5	1:02.123	+0.793	11:29:14.490
6	1:02.210	+0.880	11:30:16.700
7	1:02.730	+1.400	11:31:19.430
8	1:01.330	-	11:32:20.760
9	1:02.585	+1.255	11:33:23.345
Best Tm: 1:01.330			

(28) Sam ARREBERG

1	-:--		11:25:02.028
2	1:06.319	+5.371	11:26:08.347
3	1:03.006	+2.058	11:27:11.353
4	1:02.649	+1.701	11:28:14.002
5	1:03.035	+2.087	11:29:17.037
6	1:00.948	-	11:30:17.985
7	1:02.344	+1.396	11:31:20.329
8	1:02.332	+1.384	11:32:22.661
9	1:01.323	+0.375	11:33:23.984
Best Tm: 1:00.948			

(3) John NATHAN

1	-:--		11:25:03.140
2	1:03.796	+1.909	11:26:06.936
3	1:02.952	+1.065	11:27:09.888
4	1:03.431	+1.544	11:28:13.319
5	1:02.267	+0.380	11:29:15.586
6	1:01.887	-	11:30:17.473
7	1:02.622	+0.735	11:31:20.095
8	1:02.932	+1.045	11:32:23.027
9	1:02.179	+0.292	11:33:25.206
Best Tm: 1:01.887			

(92) Mike SIDGWICK

1	-:--		11:24:57.197
2	57.999	+1.309	11:25:55.196
3	57.143	+0.453	11:26:52.339
4	56.690	-	11:27:49.029
5	1:11.349	+14.659	11:29:00.378
6	1:26.924	+30.234	11:30:27.302
7	1:29.112	+32.422	11:31:56.414
8	1:32.827	+36.137	11:33:29.241
Best Tm: 56.690			

Lap	Lap Tm	Diff	Time of Day
(7) Charlie SHAW			
1	-:--		11:24:56.030
2	56.152	+0.953	11:25:52.182
3	55.199	-	11:26:47.381
4	58.896	+3.697	11:27:46.277
Best Tm: 55.199			

(40) Derek HASTINGS

1	-:--		11:25:08.793
2	1:02.166	-	11:26:10.959
3	1:03.145	+0.979	11:27:14.104
4	1:05.146	+2.980	11:28:19.250
Best Tm: 1:02.166			

(16) Derek SIMPSON

Best Tm: -:--

(21) Peter TADDEI

Best Tm: -:--

Chief Timekeeper - David Sharp

Clerk of the Course

Sig. Time

Results can be downloaded at [www.smart-timing.co.uk](http://www.smart-timing.co.uk)

Printed: 27/08/2007 20:45:31

Orbits 4

[www.amb-it.com](http://www.amb-it.com)

[www.mylaps.com](http://www.mylaps.com)

Licensed to: SMART

Scottish Sports & Saloon Championship

Knockhill 1.280 Miles

Race 3 - First Race

12/08/2007 11:20

Race (10 Laps)

Competitors	Laps									
	1	2	3	4	5	6	7	8	9	10
Andrew GALLACHER (26)	1	26	26	26	26	26	26	26	26	26
Robert PRITCHARD (71)	2	71	71	71	71	71	71	71	71	71
David HEADEN (78)	3	78	78	78	78	78	78	78	78	78
Bob LYONS (10)	4	10	10	10	10	10	10	10	10	10
Tommy DREELAN (56)	5	56	7	7	7	56	56	56	56	56
Warren DUNBAR (9)	6	9	56	56	56	23	23	23	23	9
Charlie SHAW (7)	7	7	9	9	92	9	9	9	9	23
Paul LUTI (61)	8	61	92	92	23	92	54	54	54	54
Tim EVANS (23)	9	23	23	23	9	54	52	52	52	52
Mike SIDGWICK (92)	10	92	61	61	61	61	61	61	61	61
Ian SINCLAIR (30)	11	30	30	52	54	52	63	63	63	63
Andy RUSSELL (63)	12	63	63	30	52	63	30	53	53	53
Andy GLOSSOP (32)	13	32	52	54	30	30	53	30	30	30
Andrew MORRISON (54)	14	54	54	63	63	53	32	32	32	32
Ian HEPBURN (52)	15	52	32	53	53	32	3	3	28	28
Sam ARRENERG (28)	16	28	53	32	32	3	28	28	3	3
John NATHAN (3)	17	3	3	3	3	28	92	92	92	
Brian SMITH (53)	18	53	28	28	28					
Derek HASTINGS (40)	19	40	40	40	40					
-	20									
-	21									

Chief Timekeeper - David Sharp

Orbits 4

Clerk of the Course

www.amb-it.com

Sig. Time

www.mylaps.com

Results can be downloaded at www.smart-timing.co.uk

Licensed to: SMART

SMRC Border Raider Meeting


Scottish Sports & Saloon Championship

Knockhill 1.280 Miles

Race 10 - Second Race

12/08/2007 14:00

Race (10 Laps)



<b>2</b>
[71] Robert PRITCHARD
[10]
<b>4</b>
[10] Bob LYONS
[10]
<b>6</b>
[9] Warren DUNBAR
[10]
<b>8</b>
[54] Andrew MORRISON
[10]
<b>10</b>
[61] Paul LUTI
[9]
<b>12</b>
[53] Brian SMITH
[9]
<b>14</b>
[32] Andy GLOSSOP
[9]
<b>16</b>
[3] John NATHAN
[9]
<b>18</b>
[7] Charlie SHAW
[4]
<b>20</b>
[16] Derek SIMPSON
[0]

<b>1</b>
[26] Andrew GALLACHER
[10]
<b>3</b>
[78] David HEADEN
[10]
<b>5</b>
[56] Tommy DREELAN
[10]
<b>7</b>
[23] Tim EVANS
[10]
<b>9</b>
[52] Ian HEPBURN
[9]
<b>11</b>
[63] Andy RUSSELL
[9]
<b>13</b>
[30] Ian SINCLAIR
[9]
<b>15</b>
[28] Sam ARREBERG
[9]
<b>17</b>
[92] Mike SIDGWICK
[8]
<b>19</b>
[40] Derek HASTINGS
[4]
<b>21</b>
[21] Peter TADDEI
[0]

1  
2  
3  
4  
5  
6  
7  
8  
9  
10  
11

Chief Timekeeper - David Sharp

Clerk of the Course

Sig. Time

Results can be downloaded at [www.smart-timing.co.uk](http://www.smart-timing.co.uk)

Orbits 4

[www.amb-it.com](http://www.amb-it.com)

[www.mylaps.com](http://www.mylaps.com)

Licensed to: SMART



Scottish Legends Championship

Knockhill 1.280 Miles

Race 4 - First Heat

12/08/2007 11:40

Race (8 Laps)

Pos	No.	Name	Make/Model	CC	Class	Laps	Total Tm	Diff	Avg. Speed	Best Tm	Lap
1	22	Benjamin MASON	Ford Sedan	1250	L	8	8:31.893	-	72.015	1:01.755	4
2	69	Gerard McCOSH	Ford Coupe	1250	L	8	8:32.721	+0.828	71.899	1:02.053	8
3	50	Dave NEWSHAM	Ford Coupe	1250	L	8	8:36.356	+4.463	71.393	1:01.345	5
4	70	David THORBURN	34 Ford Coupe	1200	L	8	8:40.336	+8.443	70.847	1:02.744	7
5	68	Carol BROWN	Ford Sedan	1200	L	8	8:45.318	+13.425	70.175	1:03.110	7
6	80	Steve COULL	Legend	1250	L	8	8:51.358	+19.465	69.377	1:03.334	5
7	25	Pat HYNDS	34 Chevy	1250	L	8	8:54.066	+22.173	69.025	1:03.972	3
8	23	Alistair GAULD	Legend	1200	L	8	8:54.099	+22.206	69.021	1:04.193	4
9	37	Rory BRYANT	Ford Sedan	1250	LS	8	8:57.009	+25.116	68.647	1:04.049	6
10	88	Jason OGG	34 Chevy Coupe	1250	L	8	9:01.217	+29.324	68.113	1:04.829	6
11	99	Gordon MANN	37 Ford Sedan	1250	LS	8	9:01.447	+29.554	68.084	1:04.280	7
12	6	Ross MARSHALL	Legend	1250	L	8	9:04.805	+32.912	67.665	1:04.749	5
13	90	Mark LEES	Dodge Coupe	1250	L	8	9:08.419	+36.526	67.219	1:05.586	8
14	46	Murray FORD	Legend	1200	L	8	9:25.404	+53.511	65.199	1:07.092	8
15	4	Tony CAIG	37 Chevy	1250	L	8	9:25.538	+53.645	65.184	1:05.325	4
16	60	Michael HOGG	Chevy	1250	LS	8	9:52.852	+1:20.959	62.181	1:07.726	6
Not classified											
DNF	44	Andrew DONALD	Ford Sedan	1250	L	7	8:07.668	-	66.143	1:03.588	6
DNF	26	Steve REYNOLDS	Legend	1250	L	6	6:44.276	-	68.389	1:02.792	5
DNF	28	Frank HYNDS	Legend	1250	L	0	4.505	-	-	----	0

Margin of Victory	Avg. Speed	Best Lap Tm	Best Spd	Best Lap by
+0.828	72.015	1:01.345	75.116	[50] Dave NEWSHAM

Chief Timekeeper - David Sharp

Orbits 4

Clerk of the Course

www.amb-it.com

Sig.

Time

www.mylaps.com

Results can be downloaded at www.smart-timing.co.uk

Licensed to: SMART

SMRC Border Raider Meeting

Scottish Legends Championship

Knockhill 1.280 Miles

Race 4 - First Heat

12/08/2007 11:40

Race (8 Laps)

Lap	Lap Tm	Diff	Time of Day
<b>(22) Benjamin MASON</b>			
1	<b>1:12.414</b>	+10.659	11:44:00.180
2	<b>1:02.409</b>	+0.654	11:45:02.589
3	<b>1:02.200</b>	+0.445	11:46:04.789
4	<b>1:01.755</b>	-	11:47:06.544
5	<b>1:02.614</b>	+0.859	11:48:09.158
6	<b>1:02.540</b>	+0.785	11:49:11.698
7	<b>1:02.240</b>	+0.485	11:50:13.938
8	<b>1:01.951</b>	+0.196	11:51:15.889
Best Tm: 1:01.755			

Lap	Lap Tm	Diff	Time of Day
<b>(69) Gerard McCOSH</b>			
1	<b>1:12.628</b>	+10.575	11:43:59.002
2	<b>1:02.736</b>	+0.683	11:45:01.738
3	<b>1:02.266</b>	+0.213	11:46:04.004
4	<b>1:02.246</b>	+0.193	11:47:06.250
5	<b>1:02.996</b>	+0.943	11:48:09.246
6	<b>1:02.622</b>	+0.569	11:49:11.868
7	<b>1:02.796</b>	+0.743	11:50:14.664
8	<b>1:02.053</b>	-	11:51:16.717
Best Tm: 1:02.053			

Lap	Lap Tm	Diff	Time of Day
<b>(50) Dave NEWSHAM</b>			
1	<b>1:15.470</b>	+14.125	11:44:06.317
2	<b>1:03.291</b>	+1.946	11:45:09.608
3	<b>1:02.338</b>	+0.993	11:46:11.946
4	<b>1:01.615</b>	+0.270	11:47:13.561
5	<b>1:01.345</b>	-	11:48:14.906
6	<b>1:01.689</b>	+0.344	11:49:16.595
7	<b>1:01.535</b>	+0.190	11:50:18.130
8	<b>1:02.222</b>	+0.877	11:51:20.352
Best Tm: 1:01.345			

Lap	Lap Tm	Diff	Time of Day
<b>(70) David THORBURN</b>			
1	<b>1:14.145</b>	+11.401	11:44:00.597
2	<b>1:04.267</b>	+1.523	11:45:04.864
3	<b>1:03.171</b>	+0.427	11:46:08.035
4	<b>1:03.683</b>	+0.939	11:47:11.718
5	<b>1:03.678</b>	+0.934	11:48:15.396
6	<b>1:02.824</b>	+0.080	11:49:18.220
7	<b>1:02.744</b>	-	11:50:20.964
8	<b>1:03.368</b>	+0.624	11:51:24.332
Best Tm: 1:02.744			

Lap	Lap Tm	Diff	Time of Day
<b>(68) Carol BROWN</b>			
1	<b>1:14.693</b>	+11.583	11:44:00.351
2	<b>1:08.465</b>	+5.355	11:45:08.816
3	<b>1:04.032</b>	+0.922	11:46:12.848
4	<b>1:03.253</b>	+0.143	11:47:16.101
5	<b>1:03.336</b>	+0.226	11:48:19.437
6	<b>1:03.271</b>	+0.161	11:49:22.708

Lap	Lap Tm	Diff	Time of Day
7	<b>1:03.110</b>	-	11:50:25.818
8	<b>1:03.496</b>	+0.386	11:51:29.314
Best Tm: 1:03.110			

Lap	Lap Tm	Diff	Time of Day
<b>(80) Steve COULL</b>			
1	<b>1:17.211</b>	+13.877	11:44:06.799
2	<b>1:06.696</b>	+3.362	11:45:13.495
3	<b>1:03.698</b>	+0.364	11:46:17.193
4	<b>1:03.412</b>	+0.078	11:47:20.605
5	<b>1:03.334</b>	-	11:48:23.939
6	<b>1:03.655</b>	+0.321	11:49:27.594
7	<b>1:03.611</b>	+0.277	11:50:31.205
8	<b>1:04.149</b>	+0.815	11:51:35.354
Best Tm: 1:03.334			

Lap	Lap Tm	Diff	Time of Day
<b>(25) Pat HYNDS</b>			
1	<b>1:14.731</b>	+10.759	11:44:03.328
2	<b>1:06.540</b>	+2.568	11:45:09.868
3	<b>1:03.972</b>	-	11:46:13.840
4	<b>1:04.320</b>	+0.348	11:47:18.160
5	<b>1:04.788</b>	+0.816	11:48:22.948
6	<b>1:04.781</b>	+0.809	11:49:27.729
7	<b>1:04.743</b>	+0.771	11:50:32.472
8	<b>1:05.590</b>	+1.618	11:51:38.062
Best Tm: 1:03.972			

Lap	Lap Tm	Diff	Time of Day
<b>(23) Alistair GAULD</b>			
1	<b>1:15.994</b>	+11.801	11:44:04.956
2	<b>1:05.836</b>	+1.643	11:45:10.792
3	<b>1:04.774</b>	+0.581	11:46:15.566
4	<b>1:04.193</b>	-	11:47:19.759
5	<b>1:04.450</b>	+0.257	11:48:24.209
6	<b>1:04.223</b>	+0.030	11:49:28.432
7	<b>1:04.506</b>	+0.313	11:50:32.938
8	<b>1:05.157</b>	+0.964	11:51:38.095
Best Tm: 1:04.193			

Lap	Lap Tm	Diff	Time of Day
<b>(37) Rory BRYANT</b>			
1	<b>1:15.793</b>	+11.744	11:44:05.903
2	<b>1:08.060</b>	+4.011	11:45:13.963
3	<b>1:05.061</b>	+1.012	11:46:19.024
4	<b>1:04.924</b>	+0.875	11:47:23.948
5	<b>1:04.625</b>	+0.576	11:48:28.573
6	<b>1:04.049</b>	-	11:49:32.622
7	<b>1:04.331</b>	+0.282	11:50:36.953
8	<b>1:04.052</b>	+0.003	11:51:41.005
Best Tm: 1:04.049			

Lap	Lap Tm	Diff	Time of Day
<b>(88) Jason OGG</b>			
1	<b>1:16.164</b>	+11.335	11:44:04.056
2	<b>1:08.049</b>	+3.220	11:45:12.105

Lap	Lap Tm	Diff	Time of Day
3	<b>1:06.107</b>	+1.278	11:46:18.212
4	<b>1:05.474</b>	+0.645	11:47:23.686
5	<b>1:05.841</b>	+1.012	11:48:29.527
6	<b>1:04.829</b>	-	11:49:34.356
7	<b>1:05.563</b>	+0.734	11:50:39.919
8	<b>1:05.294</b>	+0.465	11:51:45.213
Best Tm: 1:04.829			

Lap	Lap Tm	Diff	Time of Day
<b>(99) Gordon MANN</b>			
1	<b>1:17.943</b>	+13.663	11:44:07.725
2	<b>1:07.372</b>	+3.092	11:45:15.097
3	<b>1:06.240</b>	+1.960	11:46:21.337
4	<b>1:05.670</b>	+1.390	11:47:27.007
5	<b>1:05.201</b>	+0.921	11:48:32.208
6	<b>1:04.403</b>	+0.123	11:49:36.611
7	<b>1:04.280</b>	-	11:50:40.891
8	<b>1:04.552</b>	+0.272	11:51:45.443
Best Tm: 1:04.280			

Lap	Lap Tm	Diff	Time of Day
<b>(6) Ross MARSHALL</b>			
1	<b>1:16.534</b>	+11.785	11:44:08.217
2	<b>1:07.332</b>	+2.583	11:45:15.549
3	<b>1:05.955</b>	+1.206	11:46:21.504
4	<b>1:06.353</b>	+1.604	11:47:27.857
5	<b>1:04.749</b>	-	11:48:32.606
6	<b>1:05.489</b>	+0.740	11:49:38.095
7	<b>1:05.400</b>	+0.651	11:50:43.495
8	<b>1:05.306</b>	+0.557	11:51:48.801
Best Tm: 1:04.749			

Lap	Lap Tm	Diff	Time of Day
<b>(90) Mark LEES</b>			
1	<b>1:19.460</b>	+13.874	11:44:06.519
2	<b>1:07.336</b>	+1.750	11:45:13.855
3	<b>1:07.443</b>	+1.857	11:46:21.298
4	<b>1:06.893</b>	+1.307	11:47:28.191
5	<b>1:05.989</b>	+0.403	11:48:34.180
6	<b>1:06.133</b>	+0.547	11:49:40.313
7	<b>1:06.516</b>	+0.930	11:50:46.829
8	<b>1:05.586</b>	-	11:51:52.415
Best Tm: 1:05.586			

Lap	Lap Tm	Diff	Time of Day
<b>(46) Murray FORD</b>			
1	<b>1:17.958</b>	+10.866	11:44:10.000
2	<b>1:08.898</b>	+1.806	11:45:18.898
3	<b>1:09.522</b>	+2.430	11:46:28.420
4	<b>1:08.584</b>	+1.492	11:47:37.004
5	<b>1:08.109</b>	+1.017	11:48:45.113
6	<b>1:09.038</b>	+1.946	11:49:54.151
7	<b>1:08.157</b>	+1.065	11:51:02.308
8	<b>1:07.092</b>	-	11:52:09.400
Best Tm: 1:07.092			

Chief Timekeeper - David Sharp

Clerk of the Course

Sig. Time

Results can be downloaded at [www.smart-timing.co.uk](http://www.smart-timing.co.uk)

Printed: 27/08/2007 20:39:02

Orbits 4

[www.amb-it.com](http://www.amb-it.com)

[www.mylaps.com](http://www.mylaps.com)

Licensed to: SMART

SMRC Border Raider Meeting

Scottish Legends Championship

Knockhill 1.280 Miles

Race 4 - First Heat

12/08/2007 11:40

Race (8 Laps)

Lap	Lap Tm	Diff	Time of Day
(4) Tony CAIG			
1	1:15.740	+10.415	11:44:06.955
2	1:07.731	+2.406	11:45:14.686
3	1:06.293	+0.968	11:46:20.979
4	1:05.325	-	11:47:26.304
5	1:06.090	+0.765	11:48:32.394
6	1:24.365	+19.040	11:49:56.759
7	1:06.761	+1.436	11:51:03.520
8	1:06.014	+0.689	11:52:09.534
Best Tm: 1:05.325			

Lap	Lap Tm	Diff	Time of Day
(60) Michael HOGG			
1	1:20.202	+12.476	11:44:10.784
2	1:09.831	+2.105	11:45:20.615
3	1:09.072	+1.346	11:46:29.687
4	1:09.042	+1.316	11:47:38.729
5	1:08.405	+0.679	11:48:47.134
6	1:07.726	-	11:49:54.860
7	1:08.388	+0.662	11:51:03.248
8	1:33.600	+25.874	11:52:36.848
Best Tm: 1:07.726			

Lap	Lap Tm	Diff	Time of Day
(44) Andrew DONALD			
1	1:16.392	+12.804	11:44:02.073
2	1:07.482	+3.894	11:45:09.555
3	1:05.047	+1.459	11:46:14.602
4	1:03.926	+0.338	11:47:18.528
5	1:05.247	+1.659	11:48:23.775
6	1:03.588	-	11:49:27.363
7	1:24.301	+20.713	11:50:51.664
Best Tm: 1:03.588			

Lap	Lap Tm	Diff	Time of Day
(26) Steve REYNOLDS			
1	1:13.201	+10.409	11:44:00.243
2	1:12.069	+9.277	11:45:12.312
3	1:03.046	+0.254	11:46:15.358
4	1:07.032	+4.240	11:47:22.390
5	1:02.792	-	11:48:25.182
6	1:03.090	+0.298	11:49:28.272
Best Tm: 1:02.792			

Lap	Lap Tm	Diff	Time of Day
(28) Frank HYNDS			
Best Tm: -:-:-			

Lap	Lap Tm	Diff	Time of Day
-----	--------	------	-------------

Lap	Lap Tm	Diff	Time of Day
-----	--------	------	-------------

Chief Timekeeper - David Sharp

Clerk of the Course

Sig. Time

Results can be downloaded at [www.smart-timing.co.uk](http://www.smart-timing.co.uk)

Printed: 27/08/2007 20:39:02

Orbits 4

[www.amb-it.com](http://www.amb-it.com)

[www.mylaps.com](http://www.mylaps.com)

Licensed to: SMART

Scottish Legends Championship

Knockhill 1.280 Miles

Race 4 - First Heat

12/08/2007 11:40

Race (8 Laps)

Competitors	Laps									
	0	1	2	3	4	5	6	7	8	
Carol BROWN (68)	1	68	69	69	69	69	22	22	22	22
Andrew DONALD (44)	2	44	22	22	22	22	69	69	69	69
Gerard McCOSH (69)	3	69	26	70	70	70	50	50	50	50
David THORBURN (70)	4	70	68	68	50	50	70	70	70	70
Steve REYNOLDS (26)	5	26	70	44	68	68	68	68	68	68
Mark LEES (90)	6	90	44	50	25	25	25	44	80	80
Benjamin MASON (22)	7	22	25	25	44	44	44	80	25	25
Jason OGG (88)	8	88	88	23	26	23	80	25	23	23
Frank HYNDS (28)	9	28	23	88	23	80	23	26	37	37
Pat HYNDS (25)	10	25	37	26	80	26	26	23	88	88
Alistair GAULD (23)	11	23	50	80	88	88	37	37	99	99
Steve COULL (80)	12	80	90	90	37	37	88	88	6	6
Gordon MANN (99)	13	99	80	37	4	4	99	99	90	90
Rory BRYANT (37)	14	37	4	4	90	99	4	6	44	46
Michael HOGG (60)	15	60	99	99	99	6	6	90	46	4
Dave NEWSHAM (50)	16	50	6	6	6	90	90	46	60	60
Tony CAIG (4)	17	4	46	46	46	46	46	60	4	
Ross MARSHALL (6)	18	6	60	60	60	60	60	4		
Murray FORD (46)	19	46								

Chief Timekeeper - David Sharp

Orbits 4

Clerk of the Course

www.amb-it.com

Sig. Time

www.mylaps.com

Results can be downloaded at [www.smart-timing.co.uk](http://www.smart-timing.co.uk)

Licensed to: SMART

## Scottish XR2 Championship

Knockhill 1.280 Miles

## Race 5 - First Race

12/08/2007 12:00

## Race (10 Laps)

Pos	No.	Name	Make/Model	CC	Class	Laps	Total Tm	Diff	Avg. Speed	Best Tm	Lap
1	1	Scott FRASER	Ford Fiesta XR2	1600	XRC	10	10:58.098	-	70.020	1:04.433	3
2	76	Willie DAVIDSON	Ford Fiesta XR2	1600	XRCN	10	10:58.924	+0.826	69.932	1:04.645	5
3	10	Charlie COPE	Ford Fiesta XR2	1600	XRC	10	10:59.054	+0.956	69.918	1:04.502	6
4	27	Graham WHITEHILL	Ford Fiesta XR2	1600	XRCN	10	11:00.757	+2.659	69.738	1:03.919	9
5	32	Dave COLVILLE	Ford Fiesta XR2	1600	XRC	10	11:01.289	+3.191	69.682	1:04.849	6
6	99	Scott MORRISON	Ford Fiesta XR2	1600	XRCN	10	11:02.062	+3.964	69.601	1:04.775	7
7	2	Andrew WINCHESTER	Ford Fiesta XR2	1600	XRC	10	11:04.445	+6.347	69.351	1:04.433	3
8	5	Colin MacKINNON	Ford Fiesta XR2	1600	XRC	10	11:05.416	+7.318	69.250	1:05.142	3
9	14	Iain FRASER	Ford Fiesta XR2	1600	XRCN	10	11:08.168	+10.070	68.965	1:05.105	10
10	6	Alistair FRASER	Ford Fiesta XR2	1600	XRCN	10	11:08.563	+10.465	68.924	1:05.078	10
11	4	Stewart SCOTT	Ford Fiesta XR2	1600	XRC	10	11:10.087	+11.989	68.767	1:04.963	6
12	9	Derek McDOUGALL	Ford Fiesat XR2	1600	XRC	10	11:10.526	+12.428	68.722	1:05.141	7
13	23	Ian MUNRO	Ford Fiesta XR2	1600	XRCN	10	11:13.181	+15.083	68.451	1:05.213	7
14	39	Stuart WILSON	Ford Fiesta XR2	1600	XRCN	10	11:20.918	+22.820	67.673	1:06.537	6
15	25	Barry HOLMES	Ford Fiesta XR2	1600	XRCN	10	11:21.245	+23.147	67.641	1:05.821	10
16	33	Callum DRYBURGH	Ford Fiesta XR2	1800	XRCN	10	11:24.352	+26.254	67.334	1:06.053	9
17	15	John TURNER	Ford Fiesta XR2	1600	XRCN	10	11:25.261	+27.163	67.244	1:06.551	9
18	19	Ian MAUGHAN	Ford Fiesta XR2	1600	XRCN	10	11:29.728	+31.630	66.809	1:06.594	10
19	18	Charlie THORNTON	Ford Fiesta XR2	1600	XRC	10	11:34.299	+36.201	66.369	1:06.479	9
20	74	Stewart ELKIN	Ford Fiesta XR2	1600	XRC	10	11:41.873	+43.775	65.653	1:08.419	3

## Not classified

DNF	7	Jamie BICKET	Ford Fiesta XR2	1600	XRC	4	4:29.465	-	68.402	1:05.225	4
DNF	3	Peter CRUICKSHANK	Ford Fiesta XR2	1600	XRC	3	3:19.830	-	69.179	1:04.560	3

## Announcements

Car No's 27 &amp; 2 - Plus 10 second Jump Start penalty.

New Track Record (1:03.919) for SMRC Ford Fiesta (N) by Graham WHITEHILL.

Margin of Victory	Avg. Speed	Best Lap Tm	Best Spd	Best Lap by
+0.826	70.020	1:03.919	72.091	[27] Graham WHITEHILL

Chief Timekeeper - David Sharp

Orbits 4

Clerk of the Course

www.amb-it.com

Sig.

Time

www.mylaps.com

Results can be downloaded at www.smart-timing.co.uk

Licensed to: SMART

# SMRC Border Raider Meeting


## Scottish XR2 Championship

### Race 5 - First Race

#### Race (10 Laps)

Knockhill 1.280 Miles

12/08/2007 12:00



Lap	Lap Tm	Diff	Time of Day
<b>(1) Scott FRASER</b>			
1	----		12:05:18.136
2	<b>1:06.399</b>	+1.966	12:06:24.535
3	<b>1:04.433</b>	-	12:07:28.968
4	<b>1:05.738</b>	+1.305	12:08:34.706
5	<b>1:05.029</b>	+0.596	12:09:39.735
6	<b>1:04.787</b>	+0.354	12:10:44.522
7	<b>1:05.079</b>	+0.646	12:11:49.601
8	<b>1:04.505</b>	+0.072	12:12:54.106
9	<b>1:05.141</b>	+0.708	12:13:59.247
10	<b>1:05.259</b>	+0.826	12:15:04.506
<b>Best Tm: 1:04.433</b>			

Lap	Lap Tm	Diff	Time of Day
<b>(76) Willie DAVIDSON</b>			
1	----		12:05:18.334
2	<b>1:06.544</b>	+1.899	12:06:24.878
3	<b>1:05.575</b>	+0.930	12:07:30.453
4	<b>1:04.989</b>	+0.344	12:08:35.442
5	<b>1:04.645</b>	-	12:09:40.087
6	<b>1:04.723</b>	+0.078	12:10:44.810
7	<b>1:05.146</b>	+0.501	12:11:49.956
8	<b>1:05.134</b>	+0.489	12:12:55.090
9	<b>1:04.845</b>	+0.200	12:13:59.935
10	<b>1:05.397</b>	+0.752	12:15:05.332
<b>Best Tm: 1:04.645</b>			

Lap	Lap Tm	Diff	Time of Day
<b>(10) Charlie COPE</b>			
1	----		12:05:20.680
2	<b>1:04.949</b>	+0.447	12:06:25.629
3	<b>1:05.501</b>	+0.999	12:07:31.130
4	<b>1:04.849</b>	+0.347	12:08:35.979
5	<b>1:05.001</b>	+0.499	12:09:40.980
6	<b>1:04.502</b>	-	12:10:45.482
7	<b>1:04.610</b>	+0.108	12:11:50.092
8	<b>1:05.167</b>	+0.665	12:12:55.259
9	<b>1:04.855</b>	+0.353	12:14:00.114
10	<b>1:05.348</b>	+0.846	12:15:05.462
<b>Best Tm: 1:04.502</b>			

Lap	Lap Tm	Diff	Time of Day
<b>(27) Graham WHITEHILL</b>			
1	----		12:05:15.278
2	<b>1:04.897</b>	+0.978	12:06:20.175
3	<b>1:05.174</b>	+1.255	12:07:25.349
4	<b>1:05.900</b>	+1.981	12:08:31.249
5	<b>1:04.733</b>	+0.814	12:09:35.982
6	<b>1:04.365</b>	+0.446	12:10:40.347
7	<b>1:04.281</b>	+0.362	12:11:44.628
8	<b>1:04.229</b>	+0.310	12:12:48.857
9	<b>1:03.919</b>	-	12:13:52.776
10	<b>1:04.389</b>	+0.470	12:14:57.165
<b>Best Tm: 1:03.919</b>			

Lap	Lap Tm	Diff	Time of Day
<b>(32) Dave COLVILLE</b>			
1	----		12:05:17.739
2	<b>1:05.810</b>	+0.961	12:06:23.549
3	<b>1:05.265</b>	+0.416	12:07:28.814
4	<b>1:05.334</b>	+0.485	12:08:34.148
5	<b>1:05.178</b>	+0.329	12:09:39.326
6	<b>1:04.849</b>	-	12:10:44.175
7	<b>1:07.354</b>	+2.505	12:11:51.529
8	<b>1:06.105</b>	+1.256	12:12:57.634
9	<b>1:05.159</b>	+0.310	12:14:02.793
10	<b>1:04.904</b>	+0.055	12:15:07.697
<b>Best Tm: 1:04.849</b>			

Lap	Lap Tm	Diff	Time of Day
<b>(99) Scott MORRISON</b>			
1	----		12:05:18.489
2	<b>1:07.210</b>	+2.435	12:06:25.699
3	<b>1:05.750</b>	+0.975	12:07:31.449
4	<b>1:05.427</b>	+0.652	12:08:36.876
5	<b>1:05.225</b>	+0.450	12:09:42.101
6	<b>1:04.812</b>	+0.037	12:10:46.913
7	<b>1:04.775</b>	-	12:11:51.688
8	<b>1:06.387</b>	+1.612	12:12:58.075
9	<b>1:05.319</b>	+0.544	12:14:03.394
10	<b>1:05.076</b>	+0.301	12:15:08.470
<b>Best Tm: 1:04.775</b>			

Lap	Lap Tm	Diff	Time of Day
<b>(2) Andrew WINCHESTER</b>			
1	----		12:05:16.398
2	<b>1:05.058</b>	+0.625	12:06:21.456
3	<b>1:04.433</b>	-	12:07:25.889
4	<b>1:06.840</b>	+2.407	12:08:32.729
5	<b>1:04.800</b>	+0.367	12:09:37.529
6	<b>1:04.548</b>	+0.115	12:10:42.077
7	<b>1:04.496</b>	+0.063	12:11:46.573
8	<b>1:04.757</b>	+0.324	12:12:51.330
9	<b>1:04.547</b>	+0.114	12:13:55.877
10	<b>1:04.976</b>	+0.543	12:15:00.853
<b>Best Tm: 1:04.433</b>			

Lap	Lap Tm	Diff	Time of Day
<b>(5) Colin MacKINNON</b>			
1	----		12:05:21.229
2	<b>1:06.556</b>	+1.414	12:06:27.785
3	<b>1:05.142</b>	-	12:07:32.927
4	<b>1:05.308</b>	+0.166	12:08:38.235
5	<b>1:05.695</b>	+0.553	12:09:43.930
6	<b>1:05.673</b>	+0.531	12:10:49.603
7	<b>1:05.274</b>	+0.132	12:11:54.877
8	<b>1:05.738</b>	+0.596	12:13:00.615
9	<b>1:05.433</b>	+0.291	12:14:06.048
10	<b>1:05.776</b>	+0.634	12:15:11.824
<b>Best Tm: 1:05.142</b>			

Lap	Lap Tm	Diff	Time of Day
<b>(14) Iain FRASER</b>			

Lap	Lap Tm	Diff	Time of Day
<b>(6) Alistair FRASER</b>			
1	----		12:05:21.475
2	<b>1:06.994</b>	+1.889	12:06:28.469
3	<b>1:05.977</b>	+0.872	12:07:34.446
4	<b>1:06.208</b>	+1.103	12:08:40.654
5	<b>1:05.845</b>	+0.740	12:09:46.499
6	<b>1:05.394</b>	+0.289	12:10:51.893
7	<b>1:05.514</b>	+0.409	12:11:57.407
8	<b>1:05.694</b>	+0.589	12:13:03.101
9	<b>1:06.370</b>	+1.265	12:14:09.471
10	<b>1:05.105</b>	-	12:15:14.576
<b>Best Tm: 1:05.105</b>			

Lap	Lap Tm	Diff	Time of Day
<b>(4) Stewart SCOTT</b>			
1	----		12:05:23.169
2	<b>1:06.675</b>	+1.597	12:06:29.844
3	<b>1:05.486</b>	+0.408	12:07:35.330
4	<b>1:05.606</b>	+0.528	12:08:40.936
5	<b>1:05.882</b>	+0.804	12:09:46.818
6	<b>1:05.602</b>	+0.524	12:10:52.420
7	<b>1:05.644</b>	+0.566	12:11:58.064
8	<b>1:06.340</b>	+1.262	12:13:04.404
9	<b>1:05.489</b>	+0.411	12:14:09.893
10	<b>1:05.078</b>	-	12:15:14.971
<b>Best Tm: 1:05.078</b>			

Lap	Lap Tm	Diff	Time of Day
<b>(9) Derek McDUGALL</b>			
1	----		12:05:21.290
2	<b>1:09.172</b>	+4.209	12:06:30.462
3	<b>1:06.236</b>	+1.273	12:07:36.698
4	<b>1:05.826</b>	+0.863	12:08:42.524
5	<b>1:05.540</b>	+0.577	12:09:48.064
6	<b>1:04.963</b>	-	12:10:53.027
7	<b>1:05.015</b>	+0.052	12:11:58.042
8	<b>1:05.585</b>	+0.622	12:13:03.627
9	<b>1:06.916</b>	+1.953	12:14:10.543
10	<b>1:05.952</b>	+0.989	12:15:16.495
<b>Best Tm: 1:04.963</b>			

Lap	Lap Tm	Diff	Time of Day
<b>(23) Ian MUNRO</b>			
1	----		12:05:23.279
2	<b>1:07.469</b>	+2.328	12:06:30.748
3	<b>1:06.280</b>	+1.139	12:07:37.028
4	<b>1:06.126</b>	+0.985	12:08:43.154
5	<b>1:05.387</b>	+0.246	12:09:48.541
6	<b>1:05.156</b>	+0.015	12:10:53.697
7	<b>1:05.141</b>	-	12:11:58.838
8	<b>1:06.118</b>	+0.977	12:13:04.956
9	<b>1:05.837</b>	+0.696	12:14:10.793
10	<b>1:06.141</b>	+1.000	12:15:16.934
<b>Best Tm: 1:05.141</b>			

Chief Timekeeper - David Sharp

Clerk of the Course

Sig. Time

Results can be downloaded at [www.smart-timing.co.uk](http://www.smart-timing.co.uk)

Printed: 27/08/2007 20:52:59

Orbits 4

[www.amb-it.com](http://www.amb-it.com)

[www.mylaps.com](http://www.mylaps.com)

Licensed to: SMART

# SMRC Border Raider Meeting

## Scottish XR2 Championship

Knockhill 1.280 Miles

### Race 5 - First Race

12/08/2007 12:00

### Race (10 Laps)

Lap	Lap Tm	Diff	Time of Day
1	-:--		12:05:22.322
2	<b>1:07.823</b>	+2.610	12:06:30.145
3	<b>1:06.033</b>	+0.820	12:07:36.178
4	<b>1:05.875</b>	+0.662	12:08:42.053
5	<b>1:05.531</b>	+0.318	12:09:47.584
6	<b>1:05.606</b>	+0.393	12:10:53.190
7	<b>1:05.213</b>	-	12:11:58.403
8	<b>1:06.356</b>	+1.143	12:13:04.759
9	<b>1:05.836</b>	+0.623	12:14:10.595
10	<b>1:08.994</b>	+3.781	12:15:19.589
Best Tm: 1:05.213			

#### (39) Stuart WILSON

1	-:--		12:05:23.576
2	<b>1:08.320</b>	+1.783	12:06:31.896
3	<b>1:06.852</b>	+0.315	12:07:38.748
4	<b>1:07.253</b>	+0.716	12:08:46.001
5	<b>1:07.233</b>	+0.696	12:09:53.234
6	<b>1:06.537</b>	-	12:10:59.771
7	<b>1:07.113</b>	+0.576	12:12:06.884
8	<b>1:07.027</b>	+0.490	12:13:13.911
9	<b>1:06.772</b>	+0.235	12:14:20.683
10	<b>1:06.643</b>	+0.106	12:15:27.326
Best Tm: 1:06.537			

#### (25) Barry HOLMES

1	-:--		12:05:26.420
2	<b>1:08.100</b>	+2.279	12:06:34.520
3	<b>1:08.850</b>	+3.029	12:07:43.370
4	<b>1:06.885</b>	+1.064	12:08:50.255
5	<b>1:06.900</b>	+1.079	12:09:57.155
6	<b>1:06.094</b>	+0.273	12:11:03.249
7	<b>1:06.508</b>	+0.687	12:12:09.757
8	<b>1:06.092</b>	+0.271	12:13:15.849
9	<b>1:05.983</b>	+0.162	12:14:21.832
10	<b>1:05.821</b>	-	12:15:27.653
Best Tm: 1:05.821			

#### (33) Callum DRYBURGH

1	-:--		12:05:24.669
2	<b>1:08.708</b>	+2.655	12:06:33.377
3	<b>1:08.022</b>	+1.969	12:07:41.399
4	<b>1:07.255</b>	+1.202	12:08:48.654
5	<b>1:07.509</b>	+1.456	12:09:56.163
6	<b>1:07.204</b>	+1.151	12:11:03.367
7	<b>1:07.918</b>	+1.865	12:12:11.285
8	<b>1:06.751</b>	+0.698	12:13:18.036
9	<b>1:06.053</b>	-	12:14:24.089
10	<b>1:06.671</b>	+0.618	12:15:30.760
Best Tm: 1:06.053			

#### (15) John TURNER

1	-:--		12:05:24.376
---	------	--	--------------

Lap	Lap Tm	Diff	Time of Day
2	<b>1:09.022</b>	+2.471	12:06:33.398
3	<b>1:07.550</b>	+0.999	12:07:40.948
4	<b>1:07.225</b>	+0.674	12:08:48.173
5	<b>1:07.377</b>	+0.826	12:09:55.550
6	<b>1:07.530</b>	+0.979	12:11:03.080
7	<b>1:07.588</b>	+1.037	12:12:10.668
8	<b>1:07.825</b>	+1.274	12:13:18.493
9	<b>1:06.551</b>	-	12:14:25.044
10	<b>1:06.625</b>	+0.074	12:15:31.669
Best Tm: 1:06.551			

#### (19) Ian MAUGHAN

1	-:--		12:05:25.147
2	<b>1:08.945</b>	+2.351	12:06:34.092
3	<b>1:09.771</b>	+3.177	12:07:43.863
4	<b>1:07.876</b>	+1.282	12:08:51.739
5	<b>1:08.080</b>	+1.486	12:09:59.819
6	<b>1:07.833</b>	+1.239	12:11:07.652
7	<b>1:07.467</b>	+0.873	12:12:15.119
8	<b>1:07.286</b>	+0.692	12:13:22.405
9	<b>1:07.137</b>	+0.543	12:14:29.542
10	<b>1:06.594</b>	-	12:15:36.136
Best Tm: 1:06.594			

#### (18) Charlie THORNTON

1	-:--		12:05:26.209
2	<b>1:08.117</b>	+1.638	12:06:34.326
3	<b>1:09.992</b>	+3.513	12:07:44.318
4	<b>1:08.267</b>	+1.788	12:08:52.585
5	<b>1:07.392</b>	+0.913	12:09:59.977
6	<b>1:08.548</b>	+2.069	12:11:08.525
7	<b>1:12.464</b>	+5.985	12:12:20.989
8	<b>1:06.569</b>	+0.090	12:13:27.558
9	<b>1:06.479</b>	-	12:14:34.037
10	<b>1:06.670</b>	+0.191	12:15:40.707
Best Tm: 1:06.479			

#### (74) Stewart ELKIN

1	-:--		12:05:27.198
2	<b>1:09.695</b>	+1.276	12:06:36.893
3	<b>1:08.419</b>	-	12:07:45.312
4	<b>1:09.203</b>	+0.784	12:08:54.515
5	<b>1:08.965</b>	+0.546	12:10:03.480
6	<b>1:09.655</b>	+1.236	12:11:13.135
7	<b>1:08.932</b>	+0.513	12:12:22.067
8	<b>1:08.925</b>	+0.506	12:13:30.992
9	<b>1:08.860</b>	+0.441	12:14:39.852
10	<b>1:08.429</b>	+0.010	12:15:48.281
Best Tm: 1:08.419			

#### (7) Jamie BICKET

1	-:--		12:05:19.254
2	<b>1:05.764</b>	+0.539	12:06:25.018

Lap	Lap Tm	Diff	Time of Day
3	<b>1:05.630</b>	+0.405	12:07:30.648
4	<b>1:05.225</b>	-	12:08:35.873
Best Tm: 1:05.225			
(3) Peter CRUICKSHANK			
1	-:--		12:05:16.575
2	<b>1:05.103</b>	+0.543	12:06:21.678
3	<b>1:04.560</b>	-	12:07:26.238
Best Tm: 1:04.560			

Chief Timekeeper - David Sharp

Clerk of the Course

Sig. Time

Results can be downloaded at [www.smart-timing.co.uk](http://www.smart-timing.co.uk)

Printed: 27/08/2007 20:52:59

Orbits 4

[www.amb-it.com](http://www.amb-it.com)

[www.mylaps.com](http://www.mylaps.com)

Licensed to: SMART

Scottish XR2 Championship

Knockhill 1.280 Miles

Race 5 - First Race

12/08/2007 12:00

Race (10 Laps)

Competitors	Laps									
	1	2	3	4	5	6	7	8	9	10
Graham WHITEHILL (27)	1	27	27	27	27	27	27	27	27	27
Andrew WINCHESTER (2)	2	2	2	2	2	2	2	2	2	2
Peter CRUICKSHANK (3)	3	3	3	32	32	32	1	1	1	1
Dave COLVILLE (32)	4	32	32	32	1	1	1	76	76	76
Scott FRASER (1)	5	1	1	1	76	76	76	10	10	10
Willie DAVIDSON (76)	6	76	76	76	7	10	10	32	32	32
Scott MORRISON (99)	7	99	7	7	10	99	99	99	99	99
Jamie BICKET (7)	8	7	10	10	99	5	5	5	5	5
Charlie COPE (10)	9	10	99	99	5	14	14	14	14	14
Colin MacKINNON (5)	10	5	5	5	14	6	6	4	4	6
Stewart SCOTT (4)	11	4	14	14	6	23	4	6	6	4
Iain FRASER (14)	12	14	6	6	23	4	23	23	23	9
Ian MUNRO (23)	13	23	23	23	4	9	9	9	9	23
Alistair FRASER (6)	14	6	4	4	9	39	39	39	39	39
Derek McDOUGALL (9)	15	9	9	9	39	15	15	25	25	25
Stuart WILSON (39)	16	39	39	39	15	33	25	15	33	33
John TURNER (15)	17	15	33	15	33	25	33	33	15	15
Callum DRYBURGH (33)	18	33	15	33	25	19	19	19	19	19
Ian MAUGHAN (19)	19	19	19	25	19	18	18	18	18	18
Charlie THORNTON (18)	20	18	18	19	18	74	74	74	74	74
Barry HOLMES (25)	21	25	25	18	74					
Stewart ELKIN (74)	22	74	74	74						

Chief Timekeeper - David Sharp

Orbits 4

Clerk of the Course

www.amb-it.com

Sig. Time

www.mylaps.com

Results can be downloaded at www.smart-timing.co.uk

Licensed to: SMART



SMRC Border Raider Meeting

Scottish XR2 Championship

Knockhill 1.280 Miles

Race 12- Second Race

12/08/2007 14:40

Race (10 Laps)

<b>2</b>
[76] Willie DAVIDSON
[10]
<b>4</b>
[27] Graham WHITEHILL
[10]
<b>6</b>
[99] Scott MORRISON
[10]
<b>8</b>
[5] Colin MacKINNON
[10]
<b>10</b>
[6] Alistair FRASER
[10]
<b>12</b>
[9] Derek McDOUGALL
[10]
<b>14</b>
[39] Stuart WILSON
[10]
<b>16</b>
[33] Callum DRYBURGH
[10]
<b>18</b>
[19] Ian MAUGHAN
[10]
<b>20</b>
[74] Stewart ELKIN
[10]
<b>22</b>
[3] Peter CRUICKSHANK
[3]

<b>1</b>
[1] Scott FRASER
[10]
<b>3</b>
[10] Charlie COPE
[10]
<b>5</b>
[32] Dave COLVILLE
[10]
<b>7</b>
[2] Andrew WINCHESTER
[10]
<b>9</b>
[14] Iain FRASER
[10]
<b>11</b>
[4] Stewart SCOTT
[10]
<b>13</b>
[23] Ian MUNRO
[10]
<b>15</b>
[25] Barry HOLMES
[10]
<b>17</b>
[15] John TURNER
[10]
<b>19</b>
[18] Charlie THORNTON
[10]
<b>21</b>
[7] Jamie BICKET
[4]

1  
2  
3  
4  
5  
6  
7  
8  
9  
10  
11

Chief Timekeeper - David Sharp

Clerk of the Course

Sig. Time

Results can be downloaded at [www.smart-timing.co.uk](http://www.smart-timing.co.uk)

Orbits 4

[www.amb-it.com](http://www.amb-it.com)

[www.mylaps.com](http://www.mylaps.com)

Licensed to: SMART

## SMRC Formula Ford Championship

Knockhill 1.280 Miles

## Race 6 - First Race

12/08/2007 12:20

## Race (10 Laps)

Pos	No.	Name	Make/Model	CC	Class	Laps	Total Tm	Diff	Avg. Speed	Best Tm	Lap
1	30	Mike GARDINER	Van Diemen RF90	1600	FF16	10	9:27.243	-	81.235	55.856	5
2	33	Graham CARROLL	Van Diemen	1600	FF16	10	9:34.870	+7.627	80.157	56.288	6
3	5	Stuart THORBURN	Van Diemen	1800	FF16	10	9:38.311	+11.068	79.680	56.732	5
4	16	Robert THOMSON	Van Diemen	1600	FF16	10	9:42.209	+14.966	79.147	57.239	5
5	21	Alan KIRKCALDY	Van Diemen	1600	FF16	10	9:43.703	+16.460	78.944	56.898	10
6	22	Elliot MASON	Van Diemen	1600	FF16	10	9:44.141	+16.898	78.885	56.923	10
7	70	David THORBURN	Van Diemen	1600	FF16	10	9:50.508	+23.265	78.035	58.084	10
8	7	Craig BRUNTON	Van Diemen	1600	FF16	10	9:52.612	+25.369	77.757	57.733	10
9	23	Andrew CHESHER	Van Diemen	1600	FF16	10	9:58.510	+31.267	76.991	58.201	9
10	4	Graham LEGGET	Crossle	1600	FF16	10	10:04.709	+37.466	76.202	59.133	5
11	10	Angus GEDDES	Van Diemen	1600	FF16	10	10:04.847	+37.604	76.185	58.929	4
12	19	Andrew McGREGOR	Van Diemen RF86	1600	FF16	10	10:05.101	+37.858	76.153	58.634	5
13	91	David ROBERTSON	Van Diemen	1600	FF16	10	10:10.514	+43.271	75.477	59.147	9
14	40	Laurie HUGHES	Van Diemen	1600	FF16	10	10:19.587	+52.344	74.372	1:00.488	5
15	8	Louis Di RESTA	Van Diemen	1600	FF16	10	10:32.364	+1:05.121	72.869	58.596	5
16	12	David KERR	Van Diemen	1600	FF16	10	10:40.530	+1:13.287	71.940	57.916	8
17	42	Roy MacGREGOR	Van Diemen	1600	FF16	9	9:27.230	1 Lap	73.113	1:00.461	7
18	6	Ian THOMAS	Swift	1600	FF16	9	9:36.418	+9.188	71.948	1:01.534	6

## Not classified

DNF	11	Kyle MURCHIE	Van Diemen	1600	FF16	7	8:01.672	-	66.967	1:05.327	5
DNF	3	Adrian HAMILTON	Van Diemen	1600	FF16	4	4:22.579	-	70.196	1:00.281	3
DNF	78	David HEADEN	Swift	1600	FF16	1	2:02.647	-	37.571	----	1
DNF	15	Dane CHRISTISON	Van Diemen	1600	FF16	0	----	-	-	----	0
DQ	66	Rory BUTCHER	Van Diemen	1600	FF16	10	9:31.621	-	80.613	56.068	9
DQ	46	Martin PIERACCINI	Van Diemen	1600	FF16	10	10:04.924	-	76.175	58.575	5

## Announcements

Car No.66 - Excluded from the results.

Amended Race Result

Car No.46 - Excluded from the results - Eligibility.

Margin of Victory	Avg. Speed	Best Lap Tm	Best Spd	Best Lap by
+7.627	81.235	55.856	82.498	[30] Mike GARDINER

Chief Timekeeper - David Sharp

Orbits 4

Clerk of the Course

www.amb-it.com

Sig.

Time

www.mylaps.com

Results can be downloaded at www.smart-timing.co.uk

Licensed to: SMART

# SMRC Border Raider Meeting

## SMRC Formula Ford Championship

Knockhill 1.280 Miles

### Race 6 - First Race

12/08/2007 12:20

### Race (10 Laps)

Lap	Lap Tm	Diff	Time of Day
<b>(30) Mike GARDINER</b>			
1	----		12:28:01.427
2	<b>56.501</b>	+0.645	12:28:57.928
3	<b>56.599</b>	+0.743	12:29:54.527
4	<b>56.286</b>	+0.430	12:30:50.813
5	<b>55.856</b>	-	12:31:46.669
6	<b>56.877</b>	+1.021	12:32:43.546
7	<b>56.087</b>	+0.231	12:33:39.633
8	<b>55.981</b>	+0.125	12:34:35.614
9	<b>57.075</b>	+1.219	12:35:32.689
10	<b>56.516</b>	+0.660	12:36:29.205
<b>Best Tm: 55.856</b>			

Lap	Lap Tm	Diff	Time of Day
<b>(33) Graham CARROLL</b>			
1	----		12:28:03.819
2	<b>58.516</b>	+2.228	12:29:02.335
3	<b>57.246</b>	+0.958	12:29:59.581
4	<b>56.771</b>	+0.483	12:30:56.352
5	<b>56.314</b>	+0.026	12:31:52.666
6	<b>56.288</b>	-	12:32:48.954
7	<b>56.545</b>	+0.257	12:33:45.499
8	<b>56.414</b>	+0.126	12:34:41.913
9	<b>56.919</b>	+0.631	12:35:38.832
10	<b>58.000</b>	+1.712	12:36:36.832
<b>Best Tm: 56.288</b>			

Lap	Lap Tm	Diff	Time of Day
<b>(5) Stuart THORBURN</b>			
1	----		12:28:03.675
2	<b>58.630</b>	+1.898	12:29:02.305
3	<b>57.270</b>	+0.538	12:29:59.575
4	<b>57.223</b>	+0.491	12:30:56.798
5	<b>56.732</b>	-	12:31:53.530
6	<b>57.174</b>	+0.442	12:32:50.704
7	<b>58.377</b>	+1.645	12:33:49.081
8	<b>57.076</b>	+0.344	12:34:46.157
9	<b>57.004</b>	+0.272	12:35:43.161
10	<b>57.112</b>	+0.380	12:36:40.273
<b>Best Tm: 56.732</b>			

Lap	Lap Tm	Diff	Time of Day
<b>(16) Robert THOMSON</b>			
1	----		12:28:05.947
2	<b>57.959</b>	+0.720	12:29:03.906
3	<b>57.797</b>	+0.558	12:30:01.703
4	<b>57.311</b>	+0.072	12:30:59.014
5	<b>57.239</b>	-	12:31:56.253
6	<b>57.294</b>	+0.055	12:32:53.547
7	<b>57.534</b>	+0.295	12:33:51.081
8	<b>57.426</b>	+0.187	12:34:48.507
9	<b>57.659</b>	+0.420	12:35:46.166
10	<b>58.005</b>	+0.766	12:36:44.171
<b>Best Tm: 57.239</b>			

Lap	Lap Tm	Diff	Time of Day
<b>(21) Alan KIRKCALDY</b>			
1	----		12:28:06.313
2	<b>58.147</b>	+1.249	12:29:04.460
3	<b>58.285</b>	+1.387	12:30:02.745
4	<b>57.745</b>	+0.847	12:31:00.490
5	<b>57.900</b>	+1.002	12:31:58.390
6	<b>57.475</b>	+0.577	12:32:55.865
7	<b>57.623</b>	+0.725	12:33:53.488
8	<b>58.136</b>	+1.238	12:34:51.624
9	<b>57.143</b>	+0.245	12:35:48.767
10	<b>56.898</b>	-	12:36:45.665
<b>Best Tm: 56.898</b>			

Lap	Lap Tm	Diff	Time of Day
<b>(22) Elliot MASON</b>			
1	----		12:28:05.733
2	<b>58.141</b>	+1.218	12:29:03.874
3	<b>58.453</b>	+1.530	12:30:02.327
4	<b>58.297</b>	+1.374	12:31:00.624
5	<b>58.110</b>	+1.187	12:31:58.734
6	<b>57.455</b>	+0.532	12:32:56.189
7	<b>57.239</b>	+0.316	12:33:53.428
8	<b>58.430</b>	+1.507	12:34:51.858
9	<b>57.322</b>	+0.399	12:35:49.180
10	<b>56.923</b>	-	12:36:46.103
<b>Best Tm: 56.923</b>			

Lap	Lap Tm	Diff	Time of Day
<b>(70) David THORBURN</b>			
1	----		12:28:05.034
2	<b>58.363</b>	+0.279	12:29:03.397
3	<b>58.650</b>	+0.566	12:30:02.047
4	<b>58.949</b>	+0.865	12:31:00.996
5	<b>58.471</b>	+0.387	12:31:59.467
6	<b>58.159</b>	+0.075	12:32:57.626
7	<b>58.466</b>	+0.382	12:33:56.092
8	<b>59.998</b>	+1.914	12:34:56.090
9	<b>58.296</b>	+0.212	12:35:54.386
10	<b>58.084</b>	-	12:36:52.470
<b>Best Tm: 58.084</b>			

Lap	Lap Tm	Diff	Time of Day
<b>(7) Craig BRUNTON</b>			
1	----		12:28:10.870
2	<b>59.270</b>	+1.537	12:29:10.140
3	<b>58.846</b>	+1.113	12:30:08.986
4	<b>57.906</b>	+0.173	12:31:06.892
5	<b>58.005</b>	+0.272	12:32:04.897
6	<b>57.835</b>	+0.102	12:33:02.732
7	<b>58.087</b>	+0.354	12:34:00.819
8	<b>58.081</b>	+0.348	12:34:58.900
9	<b>57.941</b>	+0.208	12:35:56.841
10	<b>57.733</b>	-	12:36:54.574
<b>Best Tm: 57.733</b>			

Lap	Lap Tm	Diff	Time of Day
<b>(23) Andrew CHESHER</b>			

Lap	Lap Tm	Diff	Time of Day
<b>(4) Graham LEGGET</b>			
1	----		12:28:11.517
2	<b>59.287</b>	+1.086	12:29:10.804
3	<b>59.369</b>	+1.168	12:30:10.173
4	<b>58.422</b>	+0.221	12:31:08.595
5	<b>58.916</b>	+0.715	12:32:07.511
6	<b>58.718</b>	+0.517	12:33:06.229
7	<b>58.725</b>	+0.524	12:34:04.954
8	<b>58.631</b>	+0.430	12:35:03.585
9	<b>58.201</b>	-	12:36:01.786
10	<b>58.686</b>	+0.485	12:37:00.472
<b>Best Tm: 58.201</b>			

Lap	Lap Tm	Diff	Time of Day
<b>(10) Angus GEDDES</b>			
1	----		12:28:10.046
2	<b>59.689</b>	+0.556	12:29:09.735
3	<b>59.400</b>	+0.267	12:30:09.135
4	<b>59.153</b>	+0.020	12:31:08.288
5	<b>59.133</b>	-	12:32:07.421
6	<b>1:00.457</b>	+1.324	12:33:07.878
7	<b>1:00.074</b>	+0.941	12:34:07.952
8	<b>59.593</b>	+0.460	12:35:07.545
9	<b>59.252</b>	+0.119	12:36:06.797
10	<b>59.874</b>	+0.741	12:37:06.671
<b>Best Tm: 59.133</b>			

Lap	Lap Tm	Diff	Time of Day
<b>(19) Andrew McGREGOR</b>			
1	----		12:28:10.696
2	<b>59.503</b>	+0.574	12:29:10.199
3	<b>1:00.189</b>	+1.260	12:30:10.388
4	<b>58.929</b>	-	12:31:09.317
5	<b>59.006</b>	+0.077	12:32:08.323
6	<b>1:00.038</b>	+1.109	12:33:08.361
7	<b>59.696</b>	+0.767	12:34:08.057
8	<b>59.779</b>	+0.850	12:35:07.836
9	<b>59.274</b>	+0.345	12:36:07.110
10	<b>59.699</b>	+0.770	12:37:06.809
<b>Best Tm: 58.929</b>			

Lap	Lap Tm	Diff	Time of Day
<b>(91) David ROBERTSON</b>			
1	----		12:28:12.737
2	<b>1:00.094</b>	+1.460	12:29:12.831
3	<b>58.797</b>	+0.163	12:30:11.628
4	<b>58.906</b>	+0.272	12:31:10.534
5	<b>58.634</b>	-	12:32:09.168
6	<b>59.302</b>	+0.668	12:33:08.470
7	<b>59.951</b>	+1.317	12:34:08.421
8	<b>59.751</b>	+1.117	12:35:08.172
9	<b>59.544</b>	+0.910	12:36:07.716
10	<b>59.347</b>	+0.713	12:37:07.063
<b>Best Tm: 58.634</b>			

Chief Timekeeper - David Sharp

Clerk of the Course

Sig. Time

Results can be downloaded at [www.smart-timing.co.uk](http://www.smart-timing.co.uk)

Printed: 27/08/2007 20:27:56

Orbits 4

[www.amb-it.com](http://www.amb-it.com)

[www.mylaps.com](http://www.mylaps.com)

Licensed to: SMART

# SMRC Border Raider Meeting

## SMRC Formula Ford Championship

Knockhill 1.280 Miles

### Race 6 - First Race

12/08/2007 12:20

### Race (10 Laps)

Lap	Lap Tm	Diff	Time of Day
1	-:--		12:28:14.826
2	<b>59.682</b>	+0.535	12:29:14.508
3	<b>59.453</b>	+0.306	12:30:13.961
4	<b>1:00.706</b>	+1.559	12:31:14.667
5	<b>59.570</b>	+0.423	12:32:14.237
6	<b>59.962</b>	+0.815	12:33:14.199
7	<b>59.701</b>	+0.554	12:34:13.900
8	<b>59.742</b>	+0.595	12:35:13.642
9	<b>59.147</b>	-	12:36:12.789
10	<b>59.687</b>	+0.540	12:37:12.476
Best Tm: 59.147			

#### (40) Laurie HUGHES

1	-:--		12:28:13.987
2	<b>1:01.336</b>	+0.848	12:29:15.323
3	<b>1:01.313</b>	+0.825	12:30:16.636
4	<b>1:00.900</b>	+0.412	12:31:17.536
5	<b>1:00.488</b>	-	12:32:18.024
6	<b>1:00.770</b>	+0.282	12:33:18.794
7	<b>1:00.640</b>	+0.152	12:34:19.434
8	<b>1:00.601</b>	+0.113	12:35:20.035
9	<b>1:00.800</b>	+0.312	12:36:20.835
10	<b>1:00.714</b>	+0.226	12:37:21.549
Best Tm: 1:00.488			

#### (8) Louis Di RESTA

1	-:--		12:28:15.873
2	<b>1:00.299</b>	+1.703	12:29:16.172
3	<b>59.423</b>	+0.827	12:30:15.595
4	<b>58.739</b>	+0.143	12:31:14.334
5	<b>58.596</b>	-	12:32:12.930
6	<b>58.934</b>	+0.338	12:33:11.864
7	<b>58.783</b>	+0.187	12:34:10.647
8	<b>1:05.790</b>	+7.194	12:35:16.437
9	<b>1:04.770</b>	+6.174	12:36:21.207
10	<b>1:13.119</b>	+14.523	12:37:34.326
Best Tm: 58.596			

#### (12) David KERR

1	-:--		12:28:11.636
2	<b>59.605</b>	+1.689	12:29:11.241
3	<b>59.249</b>	+1.333	12:30:10.490
4	<b>59.332</b>	+1.416	12:31:09.822
5	<b>58.365</b>	+0.449	12:32:08.187
6	<b>59.575</b>	+1.659	12:33:07.762
7	<b>58.942</b>	+1.026	12:34:06.704
8	<b>57.916</b>	-	12:35:04.620
9	<b>58.035</b>	+0.119	12:36:02.655
10	<b>1:39.837</b>	+41.921	12:37:42.492
Best Tm: 57.916			

#### (42) Roy MacGREGOR

1	-:--		12:28:17.904
---	------	--	--------------

Lap	Lap Tm	Diff	Time of Day
2	<b>1:02.483</b>	+2.022	12:29:20.387
3	<b>1:02.324</b>	+1.863	12:30:22.711
4	<b>1:01.768</b>	+1.307	12:31:24.479
5	<b>1:01.971</b>	+1.510	12:32:26.450
6	<b>1:01.029</b>	+0.568	12:33:27.479
7	<b>1:00.461</b>	-	12:34:27.940
8	<b>1:00.560</b>	+0.099	12:35:28.500
9	<b>1:00.692</b>	+0.231	12:36:29.192
Best Tm: 1:00.461			

#### (6) Ian THOMAS

1	-:--		12:28:18.048
2	<b>1:03.558</b>	+2.024	12:29:21.606
3	<b>1:03.181</b>	+1.647	12:30:24.787
4	<b>1:02.167</b>	+0.633	12:31:26.954
5	<b>1:03.199</b>	+1.665	12:32:30.153
6	<b>1:01.534</b>	-	12:33:31.687
7	<b>1:01.799</b>	+0.265	12:34:33.486
8	<b>1:02.886</b>	+1.352	12:35:36.372
9	<b>1:02.008</b>	+0.474	12:36:38.380
Best Tm: 1:01.534			

#### (11) Kyle MURCHIE

1	-:--		12:28:21.307
2	<b>1:06.791</b>	+1.464	12:29:28.098
3	<b>1:06.892</b>	+1.565	12:30:34.990
4	<b>1:05.584</b>	+0.257	12:31:40.574
5	<b>1:05.327</b>	-	12:32:45.901
6	<b>1:07.135</b>	+1.808	12:33:53.036
7	<b>1:10.598</b>	+5.271	12:35:03.634
Best Tm: 1:05.327			

#### (3) Adrian HAMILTON

1	-:--		12:28:15.804
2	<b>1:00.812</b>	+0.531	12:29:16.616
3	<b>1:00.281</b>	-	12:30:16.897
4	<b>1:07.644</b>	+7.363	12:31:24.541
Best Tm: 1:00.281			

#### (78) David HEADEN

1	-:--		12:29:04.609
Best Tm: -:--			

#### (15) Dane CHRISTISON

Best Tm: -:--			
---------------	--	--	--

#### (66) Rory BUTCHER

1	-:--		12:28:03.492
2	<b>58.098</b>	+2.030	12:29:01.590
3	<b>56.490</b>	+0.422	12:29:58.080

Lap	Lap Tm	Diff	Time of Day
4	<b>56.272</b>	+0.204	12:30:54.352
5	<b>56.260</b>	+0.192	12:31:50.612
6	<b>56.438</b>	+0.370	12:32:47.050
7	<b>57.357</b>	+1.289	12:33:44.407
8	<b>56.089</b>	+0.021	12:34:40.496
9	<b>56.068</b>	-	12:35:36.564
10	<b>57.019</b>	+0.951	12:36:33.583
Best Tm: 56.068			

#### (46) Martin PIERACCINI

1	-:--		12:28:11.841
2	<b>1:00.097</b>	+1.522	12:29:11.938
3	<b>59.077</b>	+0.502	12:30:11.015
4	<b>59.060</b>	+0.485	12:31:10.075
5	<b>58.575</b>	-	12:32:08.650
6	<b>59.727</b>	+1.152	12:33:08.377
7	<b>59.721</b>	+1.146	12:34:08.098
8	<b>59.867</b>	+1.292	12:35:07.965
9	<b>59.413</b>	+0.838	12:36:07.378
10	<b>59.508</b>	+0.933	12:37:06.886
Best Tm: 58.575			

Chief Timekeeper - David Sharp

Clerk of the Course

Sig. Time

Results can be downloaded at [www.smart-timing.co.uk](http://www.smart-timing.co.uk)

Printed: 27/08/2007 20:27:56

Orbits 4

[www.amb-it.com](http://www.amb-it.com)

[www.mylaps.com](http://www.mylaps.com)

Licensed to: SMART

SMRC Formula Ford Championship

Knockhill 1.280 Miles

Race 6 - First Race

12/08/2007 12:20

Race (10 Laps)

Competitors	Laps									
	1	2	3	4	5	6	7	8	9	10
Mike GARDINER (30)	1	30	30	30	30	30	30	30	30	30
Rory BUTCHER (66)	2	66	66	66	66	66	66	66	66	66
Stuart THORBURN (5)	3	5	5	5	33	33	33	33	33	33
Graham CARROLL (33)	4	33	33	33	5	5	5	5	5	5
David THORBURN (70)	5	70	70	16	16	16	16	16	16	16
Elliot MASON (22)	6	22	22	70	21	21	21	22	21	21
Robert THOMSON (16)	7	16	16	22	22	22	22	21	22	22
Alan KIRKCALDY (21)	8	21	21	21	70	70	70	70	70	70
Graham LEGGET (4)	9	4	4	7	7	7	7	7	7	7
Angus GEDDES (10)	10	10	7	4	4	4	23	23	23	23
Craig BRUNTON (7)	11	7	10	23	23	23	12	12	12	4
Andrew CHESHER (23)	12	23	23	10	10	12	4	4	4	10
David KERR (12)	13	12	12	12	12	10	10	10	10	46
Martin PIERACCINI (46)	14	46	46	46	46	46	46	46	46	19
Andrew McGREGOR (19)	15	19	19	19	19	19	19	19	19	91
Laurie HUGHES (40)	16	40	91	91	8	8	8	8	91	40
David ROBERTSON (91)	17	91	40	8	91	91	91	91	8	40
Adrian HAMILTON (3)	18	3	8	40	40	40	40	40	40	12
Louis Di RESTA (8)	19	8	3	3	42	42	42	42	42	42
Roy MacGREGOR (42)	20	42	42	42	3	6	6	6	6	6
Ian THOMAS (6)	21	6	6	6	6	11	11	11		
Kyle MURCHIE (11)	22	11	11	11	11					
David HEADEN (78)	23	78								
-	24									

SMRC Border Raider Meeting

SMRC Formula Ford Championship

Knockhill 1.280 Miles

Race 12A - Second Race

12/08/2007 15:00

Race (10 Laps)

<b>2</b> [33] Graham CARROLL [10]	<b>1</b> [30] Mike GARDINER [10]	<b>1</b>
<b>4</b> [16] Robert THOMSON [10]	<b>3</b> [5] Stuart THORBURN [10]	<b>2</b>
<b>6</b> [22] Elliot MASON [10]	<b>5</b> [21] Alan KIRKCALDY [10]	<b>3</b>
<b>8</b> [7] Craig BRUNTON [10]	<b>7</b> [70] David THORBURN [10]	<b>4</b>
<b>10</b> [4] Graham LEGGET [10]	<b>9</b> [23] Andrew CHESHER [10]	<b>5</b>
<b>12</b> [19] Andrew McGREGOR [10]	<b>11</b> [10] Angus GEDDES [10]	<b>6</b>
<b>14</b> [40] Laurie HUGHES [10]	<b>13</b> [91] David ROBERTSON [10]	<b>7</b>
<b>16</b> [12] David KERR [10]	<b>15</b> [8] Louis Di RESTA [10]	<b>8</b>
<b>18</b> [6] Ian THOMAS [9]	<b>17</b> [42] Roy MacGREGOR [9]	<b>9</b>
<b>20</b> [3] Adrian HAMILTON [4]	<b>19</b> [11] Kyle MURCHIE [7]	<b>10</b>
<b>22</b> [15] Dane CHRISTISON [0]	<b>21</b> [78] David HEADEN [1]	<b>11</b>
<b>24</b> [46] Martin PIERACCINI [10]	<b>23</b> [66] Rory BUTCHER [10]	<b>12</b>

Chief Timekeeper - David Sharp

Orbits 4

Clerk of the Course

www.amb-it.com

Sig. Time

www.mylaps.com

Results can be downloaded at [www.smart-timing.co.uk](http://www.smart-timing.co.uk)

Licensed to: SMART

NSSCC - All Classes

Knockhill 1.280 Miles

Race 7

12/08/2007 12:40

Race (17 Laps)

Pos	No.	Name	Make/Model	CC	Class	Laps	Total Tm	Diff	Avg. Speed	Best Tm	Lap
1	71	Robert PRITCHARD	Caterham	2000	A2	17	16:00.989	-	81.516	54.286	2
2	52	Ian HEPBURN	Westfield Seight	4800	A1	17	16:20.774	+19.785	79.872	56.074	2
3	23	Tim EVANS	Sylva Phoenix	1000	G	17	16:22.190	+21.201	79.756	56.879	14
4	56	Tommy DREELAN	Porsche 993 GT2	3600	A	17	16:29.388	+28.399	79.176	55.666	3
5	54	Andrew MORRISON	Seat Cupra	1984T	B	17	16:50.397	+49.408	77.530	58.241	3
6	8	David BOTTERILL	Porsche 944	2994	B	17	16:51.494	+50.505	77.446	58.393	17
7	30	George TWEDDLE	Ford Puma	1998	A2	16	16:10.646	1 Lap	75.958	58.839	15
8	53	Brian SMITH	Sylva Phoenix	2000	SSD	16	16:12.777	+2.131	75.791	59.095	15
9	20	Stephen FERGUSON	Nissan Pulsar	1998	B	16	16:27.269	+16.623	74.679	59.663	3
10	44	Michael CUTT	BMW M3	3000	B	16	16:35.414	+24.768	74.068	1:00.952	16
11	61	Paul LUTI	MG ZT 520	5000	B	16	16:41.538	+30.892	73.615	1:00.448	2
12	63	Andy RUSSELL	Westfield SEI	1800	G	16	16:42.102	+31.456	73.573	1:00.594	9
13	66	Paul MOSS	Citroen Saxo	1600	D	16	16:51.405	+40.759	72.897	1:02.016	4
14	79	Gavin LEE	Ford Fiesta XR2	1600	D	16	16:52.880	+42.234	72.790	1:01.798	9
15	38	Roy JOHNSTON	Rover Tomcat	1921	B	15	16:09.779	2 Laps	71.274	1:03.295	2
16	46	Ian HUMPIHSH	VW Beetle RSi	2800	B	15	16:24.052	+14.273	70.240	1:03.705	3
17	70	Mark ARMSTRONG	Rover	1600	D	14	16:03.031	3 Laps	66.988	1:06.136	14
18	92	Mike SIDGWICK	Morgan +8	5000	A1	14	17:02.522	+59.491	63.091	54.944	3
19	37	Helen ALLEN	Ford Fiesta XR2i	1600	D	13	16:17.977	4 Laps	61.253	1:12.897	8

## Not classified

DNF	40	Simon MAYNE	Fisher Fury	919	G	7	7:22.360	-	72.918	1:00.982	3
DNF	86	Chris HUNTLEY	Touota MR2	19981	B	5	5:40.312	-	67.703	1:03.499	4
DNS	16	Colin SIMPSON	Marcos Mantis	4600	A1	0	-----	-	-	-----	0

## Announcements

New Track Record (55.666) for NSSC Sports/Sal. (A) by Tommy DREELAN.

Margin of Victory	Avg. Speed	Best Lap Tm	Best Spd	Best Lap by
+19.785	81.516	54.286	84.884	[71] Robert PRITCHARD

Chief Timekeeper - David Sharp

Orbits 4

Clerk of the Course

www.amb-it.com

Sig.

Time

www.mylaps.com

Times and Results are available on www.smart-timing.co.uk

Licensed to: SMART

# SMRC Border Raider Meeting

NSSCC - All Classes

Knockhill 1.280 Miles

Race 7

12/08/2007 12:40

Race (17 Laps)

Lap	Lap Tm	Diff	Time of Day
(71) Robert PRITCHARD			
1	----	-	12:51:45.516
2	<b>54.286</b>	-	12:52:39.802
3	<b>55.824</b>	+1.538	12:53:35.626
4	<b>55.629</b>	+1.343	12:54:31.255
5	<b>57.372</b>	+3.086	12:55:28.627
6	<b>56.652</b>	+2.366	12:56:25.279
7	<b>56.656</b>	+2.370	12:57:21.935
8	<b>57.081</b>	+2.795	12:58:19.016
9	<b>57.604</b>	+3.318	12:59:16.620
10	<b>56.780</b>	+2.494	13:00:13.400
11	<b>56.241</b>	+1.955	13:01:09.641
12	<b>56.208</b>	+1.922	13:02:05.849
13	<b>55.351</b>	+1.065	13:03:01.200
14	<b>57.081</b>	+2.795	13:03:58.281
15	<b>57.919</b>	+3.633	13:04:56.200
16	<b>56.838</b>	+2.552	13:05:53.038
17	<b>57.630</b>	+3.344	13:06:50.668
Best Tm: 54.286			

Lap	Lap Tm	Diff	Time of Day
(52) Ian HEPBURN			
1	----	-	12:51:51.531
2	<b>56.074</b>	-	12:52:47.605
3	<b>56.455</b>	+0.381	12:53:44.060
4	<b>57.568</b>	+1.494	12:54:41.628
5	<b>57.205</b>	+1.131	12:55:38.833
6	<b>58.662</b>	+2.588	12:56:37.495
7	<b>57.256</b>	+1.182	12:57:34.751
8	<b>57.117</b>	+1.043	12:58:31.868
9	<b>58.318</b>	+2.244	12:59:30.186
10	<b>56.315</b>	+0.241	13:00:26.501
11	<b>58.137</b>	+2.063	13:01:24.638
12	<b>56.677</b>	+0.603	13:02:21.315
13	<b>58.127</b>	+2.053	13:03:19.442
14	<b>57.361</b>	+1.287	13:04:16.803
15	<b>57.754</b>	+1.680	13:05:14.557
16	<b>58.081</b>	+2.007	13:06:12.638
17	<b>57.815</b>	+1.741	13:07:10.453
Best Tm: 56.074			

Lap	Lap Tm	Diff	Time of Day
(23) Tim EVANS			
1	----	-	12:51:51.582
2	<b>57.191</b>	+0.312	12:52:48.773
3	<b>57.055</b>	+0.176	12:53:45.828
4	<b>57.070</b>	+0.191	12:54:42.898
5	<b>57.306</b>	+0.427	12:55:40.204
6	<b>58.138</b>	+1.259	12:56:38.342
7	<b>57.382</b>	+0.503	12:57:35.724
8	<b>57.104</b>	+0.225	12:58:32.828
9	<b>58.073</b>	+1.194	12:59:30.901
10	<b>57.074</b>	+0.195	13:00:27.975
11	<b>57.872</b>	+0.993	13:01:25.847
12	<b>58.332</b>	+1.453	13:02:24.179
13	<b>58.140</b>	+1.261	13:03:22.319
14	<b>56.879</b>	-	13:04:19.198

Lap	Lap Tm	Diff	Time of Day
15	<b>56.926</b>	+0.047	13:05:16.124
16	<b>58.479</b>	+1.600	13:06:14.603
17	<b>57.266</b>	+0.387	13:07:11.869
Best Tm: 56.879			

Lap	Lap Tm	Diff	Time of Day
(56) Tommy DREELAN			
1	----	-	12:51:49.521
2	<b>56.157</b>	+0.491	12:52:45.678
3	<b>55.666</b>	-	12:53:41.344
4	<b>1:06.390</b>	+10.724	12:54:47.734
5	<b>57.976</b>	+2.310	12:55:45.710
6	<b>57.278</b>	+1.612	12:56:42.988
7	<b>57.934</b>	+2.268	12:57:40.922
8	<b>56.569</b>	+0.903	12:58:37.491
9	<b>58.346</b>	+2.680	12:59:35.837
10	<b>57.050</b>	+1.384	13:00:32.887
11	<b>57.072</b>	+1.406	13:01:29.959
12	<b>57.800</b>	+2.134	13:02:27.759
13	<b>58.011</b>	+2.345	13:03:25.770
14	<b>57.934</b>	+2.268	13:04:23.704
15	<b>59.052</b>	+3.386	13:05:22.756
16	<b>58.510</b>	+2.844	13:06:21.266
17	<b>57.801</b>	+2.135	13:07:19.067
Best Tm: 55.666			

Lap	Lap Tm	Diff	Time of Day
(54) Andrew MORRISON			
1	----	-	12:51:53.474
2	<b>58.748</b>	+0.507	12:52:52.222
3	<b>58.241</b>	-	12:53:50.463
4	<b>58.646</b>	+0.405	12:54:49.109
5	<b>58.881</b>	+0.640	12:55:47.990
6	<b>59.453</b>	+1.212	12:56:47.443
7	<b>59.299</b>	+1.058	12:57:46.742
8	<b>59.348</b>	+1.107	12:58:46.090
9	<b>1:00.320</b>	+2.079	12:59:46.410
10	<b>59.571</b>	+1.330	13:00:45.981
11	<b>59.570</b>	+1.329	13:01:45.551
12	<b>59.159</b>	+0.918	13:02:44.710
13	<b>58.723</b>	+0.482	13:03:43.433
14	<b>59.057</b>	+0.816	13:04:42.490
15	<b>59.280</b>	+1.039	13:05:41.770
16	<b>59.251</b>	+1.010	13:06:41.021
17	<b>59.055</b>	+0.814	13:07:40.076
Best Tm: 58.241			

Lap	Lap Tm	Diff	Time of Day
(8) David BOTTERILL			
1	----	-	12:51:55.712
2	<b>59.545</b>	+1.152	12:52:55.257
3	<b>59.444</b>	+1.051	12:53:54.701
4	<b>59.110</b>	+0.717	12:54:53.811
5	<b>59.038</b>	+0.645	12:55:52.849
6	<b>59.065</b>	+0.672	12:56:51.914
7	<b>58.998</b>	+0.605	12:57:50.912
8	<b>59.270</b>	+0.877	12:58:50.182
9	<b>58.997</b>	+0.604	12:59:49.179

Lap	Lap Tm	Diff	Time of Day
10	<b>59.555</b>	+1.162	13:00:48.734
11	<b>58.942</b>	+0.549	13:01:47.676
12	<b>59.154</b>	+0.761	13:02:46.830
13	<b>59.377</b>	+0.984	13:03:46.207
14	<b>58.647</b>	+0.254	13:04:44.854
15	<b>59.420</b>	+1.027	13:05:44.274
16	<b>58.506</b>	+0.113	13:06:42.780
17	<b>58.393</b>	-	13:07:41.173
Best Tm: 58.393			

Lap	Lap Tm	Diff	Time of Day
(30) George TWEDDLE			
1	----	-	12:51:56.329
2	<b>59.942</b>	+1.103	12:52:56.271
3	<b>1:00.156</b>	+1.317	12:53:56.427
4	<b>1:00.886</b>	+2.047	12:54:57.313
5	<b>1:01.339</b>	+2.500	12:55:58.652
6	<b>1:01.112</b>	+2.273	12:56:59.764
7	<b>1:00.469</b>	+1.630	12:58:00.233
8	<b>1:00.803</b>	+1.964	12:59:01.036
9	<b>1:01.121</b>	+2.282	13:00:02.157
10	<b>1:00.269</b>	+1.430	13:01:02.426
11	<b>59.710</b>	+0.871	13:02:02.136
12	<b>1:00.648</b>	+1.809	13:03:02.784
13	<b>59.967</b>	+1.128	13:04:02.751
14	<b>59.788</b>	+0.949	13:05:02.539
15	<b>58.839</b>	-	13:06:01.378
16	<b>58.947</b>	+0.108	13:07:00.325
Best Tm: 58.839			

Lap	Lap Tm	Diff	Time of Day
(53) Brian SMITH			
1	----	-	12:51:59.133
2	<b>1:00.493</b>	+1.398	12:52:59.626
3	<b>1:00.203</b>	+1.108	12:53:59.829
4	<b>1:00.045</b>	+0.950	12:54:59.874
5	<b>1:00.424</b>	+1.329	12:56:00.298
6	<b>1:01.229</b>	+2.134	12:57:01.527
7	<b>1:00.248</b>	+1.153	12:58:01.775
8	<b>1:01.066</b>	+1.971	12:59:02.841
9	<b>1:00.530</b>	+1.435	13:00:03.371
10	<b>1:00.022</b>	+0.927	13:01:03.393
11	<b>59.827</b>	+0.732	13:02:03.220
12	<b>59.817</b>	+0.722	13:03:03.037
13	<b>1:00.181</b>	+1.086	13:04:03.218
14	<b>1:00.276</b>	+1.181	13:05:03.494
15	<b>59.095</b>	-	13:06:02.589
16	<b>59.867</b>	+0.772	13:07:02.456
Best Tm: 59.095			

Lap	Lap Tm	Diff	Time of Day
(20) Stephen FERGUSON			
1	----	-	12:51:58.761
2	<b>59.864</b>	+0.201	12:52:58.625
3	<b>59.663</b>	-	12:53:58.288
4	<b>59.755</b>	+0.092	12:54:58.043
5	<b>1:01.361</b>	+1.698	12:55:59.404
6	<b>1:01.335</b>	+1.672	12:57:00.739

Chief Timekeeper - David Sharp

Clerk of the Course

Sig. Time

Results can be downloaded at [www.smart-timing.co.uk](http://www.smart-timing.co.uk)

Printed: 27/08/2007 20:22:41

Orbits 4

[www.amb-it.com](http://www.amb-it.com)

[www.mylaps.com](http://www.mylaps.com)

Licensed to: SMART



# SMRC Border Raider Meeting

NSSCC - All Classes

Knockhill 1.280 Miles

Race 7

12/08/2007 12:40

Race (17 Laps)

Lap	Lap Tm	Diff	Time of Day
7	1:01.065	+1.402	12:58:01.804
8	1:00.415	+0.752	12:59:02.219
9	1:00.979	+1.316	13:00:03.198
10	1:00.555	+0.892	13:01:03.753
11	1:01.096	+1.433	13:02:04.849
12	1:01.373	+1.710	13:03:06.222
13	1:01.551	+1.888	13:04:07.773
14	1:00.232	+0.569	13:05:08.005
15	1:08.373	+8.710	13:06:16.378
16	1:00.570	+0.907	13:07:16.948

Best Tm: 59.663

(44) Michael CUTT

1	-	-	12:51:57.594
2	1:01.795	+0.843	12:52:59.389
3	1:01.797	+0.845	12:54:01.186
4	1:01.305	+0.353	12:55:02.491
5	1:01.068	+0.116	12:56:03.559
6	1:02.814	+1.862	12:57:06.373
7	1:02.289	+1.337	12:58:08.662
8	1:02.087	+1.135	12:59:10.749
9	1:02.006	+1.054	13:00:12.755
10	1:02.339	+1.387	13:01:15.094
11	1:01.591	+0.639	13:02:16.685
12	1:02.495	+1.543	13:03:19.180
13	1:01.908	+0.956	13:04:21.088
14	1:01.749	+0.797	13:05:22.837
15	1:01.304	+0.352	13:06:24.141
16	1:00.952	-	13:07:25.093

Best Tm: 1:00.952

(61) Paul LUTI

1	-	-	12:51:54.960
2	1:00.448	-	12:52:55.408
3	1:00.854	+0.406	12:53:56.262
4	1:00.859	+0.411	12:54:57.121
5	1:01.092	+0.644	12:55:58.213
6	1:01.086	+0.638	12:56:59.299
7	1:01.250	+0.802	12:58:00.549
8	1:14.936	+14.488	12:59:15.485
9	1:02.008	+1.560	13:00:17.493
10	1:01.537	+1.089	13:01:19.030
11	1:01.726	+1.278	13:02:20.756
12	1:02.684	+2.236	13:03:23.440
13	1:01.425	+0.977	13:04:24.865
14	1:02.998	+2.550	13:05:27.863
15	1:01.497	+1.049	13:06:29.360
16	1:01.857	+1.409	13:07:31.217

Best Tm: 1:00.448

(63) Andy RUSSELL

1	-	-	12:52:01.589
2	1:02.084	+1.490	12:53:03.673
3	1:02.057	+1.463	12:54:05.730
4	1:00.611	+0.017	12:55:06.341

Lap	Lap Tm	Diff	Time of Day
5	1:00.976	+0.382	12:56:07.317
6	1:02.820	+2.226	12:57:10.137
7	1:02.547	+1.953	12:58:12.684
8	1:04.775	+4.181	12:59:17.459
9	1:00.594	-	13:00:18.053
10	1:01.557	+0.963	13:01:19.610
11	1:01.405	+0.811	13:02:21.015
12	1:02.934	+2.340	13:03:23.949
13	1:00.998	+0.404	13:04:24.947
14	1:02.969	+2.375	13:05:27.916
15	1:02.098	+1.504	13:06:30.014
16	1:01.767	+1.173	13:07:31.781

Best Tm: 1:00.594

(66) Paul MOSS

1	-	-	12:52:00.749
2	1:02.787	+0.771	12:53:03.536
3	1:02.608	+0.592	12:54:06.144
4	1:02.016	-	12:55:08.160
5	1:02.389	+0.373	12:56:10.549
6	1:02.081	+0.065	12:57:12.630
7	1:03.235	+1.219	12:58:15.865
8	1:02.696	+0.680	12:59:18.561
9	1:02.530	+0.514	13:00:21.091
10	1:03.129	+1.113	13:01:24.220
11	1:02.461	+0.445	13:02:26.681
12	1:03.037	+1.021	13:03:29.718
13	1:03.263	+1.247	13:04:32.981
14	1:02.367	+0.351	13:05:35.348
15	1:02.966	+0.950	13:06:38.314
16	1:02.770	+0.754	13:07:41.084

Best Tm: 1:02.016

(79) Gavin LEE

1	-	-	12:52:02.571
2	1:03.509	+1.711	12:53:06.080
3	1:03.065	+1.267	12:54:09.145
4	1:02.382	+0.584	12:55:11.527
5	1:02.307	+0.509	12:56:13.834
6	1:02.552	+0.754	12:57:16.386
7	1:04.046	+2.248	12:58:20.432
8	1:02.720	+0.922	12:59:23.152
9	1:01.798	-	13:00:24.950
10	1:04.439	+2.641	13:01:29.389
11	1:02.157	+0.359	13:02:31.546
12	1:01.884	+0.086	13:03:33.430
13	1:03.058	+1.260	13:04:36.488
14	1:01.929	+0.131	13:05:38.417
15	1:02.053	+0.255	13:06:40.470
16	1:02.089	+0.291	13:07:42.559

Best Tm: 1:01.798

(38) Roy JOHNSTON

1	-	-	12:52:03.475
2	1:03.295	-	12:53:06.770

Lap	Lap Tm	Diff	Time of Day
3	1:04.237	+0.942	12:54:11.007
4	1:03.451	+0.156	12:55:14.458
5	1:03.889	+0.594	12:56:18.347
6	1:03.925	+0.630	12:57:22.272
7	1:04.220	+0.925	12:58:26.492
8	1:03.889	+0.594	12:59:30.381
9	1:04.711	+1.416	13:00:35.092
10	1:04.948	+1.653	13:01:40.040
11	1:03.678	+0.383	13:02:43.718
12	1:04.410	+1.115	13:03:48.128
13	1:03.903	+0.608	13:04:52.031
14	1:03.589	+0.294	13:05:55.620
15	1:03.838	+0.543	13:06:59.458

Best Tm: 1:03.295

(46) Ian HUMPISH

1	-	-	12:52:04.712
2	1:04.491	+0.786	12:53:09.203
3	1:03.705	-	12:54:12.908
4	1:04.510	+0.805	12:55:17.418
5	1:04.348	+0.643	12:56:21.766
6	1:05.059	+1.354	12:57:26.825
7	1:05.529	+1.824	12:58:32.354
8	1:05.485	+1.780	12:59:37.839
9	1:05.023	+1.318	13:00:42.862
10	1:06.460	+2.755	13:01:49.322
11	1:04.776	+1.071	13:02:54.098
12	1:05.472	+1.767	13:03:59.570
13	1:04.845	+1.140	13:05:04.415
14	1:03.739	+0.034	13:06:08.154
15	1:05.577	+1.872	13:07:13.731

Best Tm: 1:03.705

(70) Mark ARMSTRONG

1	-	-	12:52:10.869
2	1:07.124	+0.988	12:53:17.993
3	1:07.152	+1.016	12:54:25.145
4	1:06.816	+0.680	12:55:31.961
5	1:07.671	+1.535	12:56:39.632
6	1:07.266	+1.130	12:57:46.898
7	1:07.427	+1.291	12:58:54.325
8	1:08.735	+2.599	13:00:03.060
9	1:07.597	+1.461	13:01:10.657
10	1:07.204	+1.068	13:02:17.861
11	1:10.078	+3.942	13:03:27.939
12	1:10.178	+4.042	13:04:38.117
13	1:08.457	+2.321	13:05:46.574
14	1:06.136	-	13:06:52.710

Best Tm: 1:06.136

(92) Mike SIDGWICK

1	-	-	12:51:54.431
2	56.122	+1.178	12:52:50.553
3	54.944	-	12:53:45.497
4	56.065	+1.121	12:54:41.562

Chief Timekeeper - David Sharp

Clerk of the Course

Sig. Time

Results can be downloaded at [www.smart-timing.co.uk](http://www.smart-timing.co.uk)

Printed: 27/08/2007 20:22:41

Orbits 4

[www.amb-it.com](http://www.amb-it.com)

[www.mylaps.com](http://www.mylaps.com)

Licensed to: SMART

# SMRC Border Raider Meeting

NSSCC - All Classes

Knockhill 1.280 Miles

Race 7

12/08/2007 12:40

Race (17 Laps)

Lap	Lap Tm	Diff	Time of Day
5	56.638	+1.694	12:55:38.200
6	1:20.997	+26.053	12:56:59.197
7	1:35.028	+40.084	12:58:34.225
8	1:32.293	+37.349	13:00:06.518
9	1:36.791	+41.847	13:01:43.309
10	1:23.247	+28.303	13:03:06.556
11	1:12.216	+17.272	13:04:18.772
12	1:15.204	+20.260	13:05:33.976
13	1:11.419	+16.475	13:06:45.395
14	1:06.806	+11.862	13:07:52.201

Best Tm: 54.944

(37) Helen ALLEN

1	----		12:52:11.902
2	1:14.098	+1.201	12:53:26.000
3	1:13.452	+0.555	12:54:39.452
4	1:15.871	+2.974	12:55:55.323
5	1:16.348	+3.451	12:57:11.671
6	1:14.811	+1.914	12:58:26.482
7	1:16.255	+3.358	12:59:42.737
8	1:12.897	-	13:00:55.634
9	1:14.920	+2.023	13:02:10.554
10	1:15.307	+2.410	13:03:25.861
11	1:14.640	+1.743	13:04:40.501
12	1:13.652	+0.755	13:05:54.153
13	1:13.503	+0.606	13:07:07.656

Best Tm: 1:12.897

(40) Simon MAYNE

1	----		12:52:00.768
2	1:01.536	+0.554	12:53:02.304
3	1:00.982	-	12:54:03.286
4	1:02.111	+1.129	12:55:05.397
5	1:01.869	+0.887	12:56:07.266
6	1:02.286	+1.304	12:57:09.552
7	1:02.487	+1.505	12:58:12.039

Best Tm: 1:00.982

(86) Chris HUNTLEY

1	----		12:51:59.662
2	1:14.564	+11.065	12:53:14.226
3	1:03.954	+0.455	12:54:18.180
4	1:03.499	-	12:55:21.679
5	1:08.312	+4.813	12:56:29.991

Best Tm: 1:03.499

(16) Colin SIMPSON

Best Tm: ----

Lap	Lap Tm	Diff	Time of Day
-----	--------	------	-------------

Lap	Lap Tm	Diff	Time of Day
-----	--------	------	-------------

Chief Timekeeper - David Sharp

Clerk of the Course

Sig. Time

Results can be downloaded at [www.smart-timing.co.uk](http://www.smart-timing.co.uk)

Printed: 27/08/2007 20:22:41

Orbits 4

[www.amb-it.com](http://www.amb-it.com)

[www.mylaps.com](http://www.mylaps.com)

Licensed to: SMART

NSSCC - All Classes

Knockhill 1.280 Miles

Race 7

12/08/2007 12:40

Race (17 Laps)

Competitors	Laps																
	1	2	3	4	5	6	7	8	9	10	11	12	13	14	15	16	17
Robert PRITCHARD (71)	1	71	71	71	71	71	71	71	71	71	71	71	71	71	71	71	71
Tommy DREELAN (56)	2	56	56	56	92	92	52	52	52	52	52	52	52	52	52	52	52
Ian HEPBURN (52)	3	52	52	52	52	52	23	23	23	23	23	23	23	23	23	23	23
Tim EVANS (23)	4	23	23	92	23	23	56	56	56	56	56	56	56	56	56	56	56
Andrew MORRISON (54)	5	54	92	23	56	56	54	54	54	54	54	54	54	54	54	54	54
Mike SIDGWICK (92)	6	92	54	54	54	54	8	8	8	8	8	8	8	8	8	8	8
Paul LUTI (61)	7	61	8	8	8	8	92	30	30	30	30	30	30	30	30	30	30
David BOTTERILL (8)	8	8	61	61	61	61	61	20	20	53	53	53	53	53	53	53	53
George TWEDDLE (30)	9	30	30	30	30	30	53	53	53	20	20	20	20	20	20	20	20
Michael CUTT (44)	10	44	20	20	20	20	20	44	44	44	44	44	44	44	44	44	44
Stephen FERGUSON (20)	11	20	44	53	53	53	53	44	61	61	61	61	61	61	61	61	61
Brian SMITH (53)	12	53	53	44	44	44	44	40	63	63	63	63	63	63	63	63	63
Chris HUNTLEY (86)	13	86	40	40	40	40	40	63	66	66	66	66	66	66	66	66	66
Paul MOSS (66)	14	66	66	63	63	63	63	66	79	79	79	79	79	79	79	79	79
Simon MAYNE (40)	15	40	63	66	66	66	66	79	38	38	38	38	38	38	38	38	38
Andy RUSSELL (63)	16	63	79	79	79	79	79	38	46	46	46	46	46	46	46	46	46
Gavin LEE (79)	17	79	38	38	38	38	38	46	70	70	70	70	70	70	70	70	70
Roy JOHNSTON (38)	18	38	46	46	46	46	46	92	92	92	92	92	92	92	92	92	92
Ian HUMPIH (46)	19	46	86	86	86	86	70	70	37	37	37	37	37	37	37	37	37
Mark ARMSTRONG (70)	20	70	70	70	70	70	37	37									
Helen ALLEN (37)	21	37	37	37	37	37											
-	22																

Chief Timekeeper - David Sharp

Orbits 4

Clerk of the Course

www.amb-it.com

Sig. Time

www.mylaps.com

Results can be downloaded at www.smart-timing.co.uk

Licensed to: SMART

Smarty.com Mini Cooper Cup

Knockhill 1.280 Miles

Race 8 - Second Race

12/08/2007 13:20

Race (10 Laps)

Pos	No.	Name	Make/Model	CC	Class	Laps	Total Tm	Diff	Avg. Speed	Best Tm	Lap
1	3	Glynn GEDDIE	Mini Cooper	1600	SMN	10	10:58.636	-	69.963	1:04.786	8
2	17	Mark DRYDEN	Mini Cooper	1600	SM	10	10:59.969	+1.333	69.821	1:04.724	10
3	4	Gilbert GROSSETT	Mini Cooper	1600	SMN	10	11:00.686	+2.050	69.746	1:04.806	9
4	16	Kenneth THIRWALL	Mini Cooper	1600	SMN	10	11:01.432	+2.796	69.667	1:04.567	10
5	9	John BARRIE	Mini Cooper	1600	SMN	10	11:13.330	+14.694	68.436	1:05.328	4
6	8	Jordan GRONKOWSKI	Mini Cooper	1600	SMN	10	11:13.388	+14.752	68.430	1:05.457	6
7	15	Ian MILTON	Mini Cooper	1600	SMN	10	11:15.099	+16.463	68.257	1:06.558	5
8	11	Alasdair McGOWAN	Mini Cooper	1600	SM	10	11:15.334	+16.698	68.233	1:05.879	8
9	1	Andy BOUGLASS (Boog	Mini Cooper	1600	SM	9	11:49.363	1 Lap	58.464	1:16.017	8
Not classified											
DNF	5	Michael ROWAN	Mini Cooper	1600	SMN	9	10:08.950	-	68.104	1:05.430	9
DNF	7	Vic COVEY Jnr	Mini Cooper	1600	SM	0	-.----	-	-	-.----	0

Margin of Victory	Avg. Speed	Best Lap Tm	Best Spd	Best Lap by
+1.333	69.963	1:04.567	71.368	[16] Kenneth THIRWALL

Chief Timekeeper - David Sharp

Orbits 4

Clerk of the Course

www.amb-it.com

Sig.

Time

www.mylaps.com

Results can be downloaded at [www.smart-timing.co.uk](http://www.smart-timing.co.uk)

Licensed to: SMART

# SMRC Border Raider Meeting

Smarty.com Mini Cooper Cup

Knockhill 1.280 Miles

Race 8 - Second Race

12/08/2007 13:20

Race (10 Laps)

Lap	Lap Tm	Diff	Time of Day
<b>(3) Glynn GEDDIE</b>			
1	----		14:09:43.370
2	<b>1:06.195</b>	+1.409	14:10:49.565
3	<b>1:06.505</b>	+1.719	14:11:56.070
4	<b>1:05.112</b>	+0.326	14:13:01.182
5	<b>1:05.232</b>	+0.446	14:14:06.414
6	<b>1:05.324</b>	+0.538	14:15:11.738
7	<b>1:05.914</b>	+1.128	14:16:17.652
8	<b>1:04.786</b>	-	14:17:22.438
9	<b>1:04.902</b>	+0.116	14:18:27.340
10	<b>1:05.068</b>	+0.282	14:19:32.408
<b>Best Tm: 1:04.786</b>			

Lap	Lap Tm	Diff	Time of Day
<b>(17) Mark DRYDEN</b>			
1	----		14:09:43.672
2	<b>1:06.271</b>	+1.547	14:10:49.943
3	<b>1:06.313</b>	+1.589	14:11:56.256
4	<b>1:05.494</b>	+0.770	14:13:01.750
5	<b>1:04.941</b>	+0.217	14:14:06.691
6	<b>1:05.674</b>	+0.950	14:15:12.365
7	<b>1:05.838</b>	+1.114	14:16:18.203
8	<b>1:05.763</b>	+1.039	14:17:23.966
9	<b>1:05.051</b>	+0.327	14:18:29.017
10	<b>1:04.724</b>	-	14:19:33.741
<b>Best Tm: 1:04.724</b>			

Lap	Lap Tm	Diff	Time of Day
<b>(4) Gilbert GROSSETT</b>			
1	----		14:09:44.908
2	<b>1:06.223</b>	+1.417	14:10:51.131
3	<b>1:06.500</b>	+1.694	14:11:57.631
4	<b>1:05.869</b>	+1.063	14:13:03.500
5	<b>1:05.267</b>	+0.461	14:14:08.767
6	<b>1:05.026</b>	+0.220	14:15:13.793
7	<b>1:05.667</b>	+0.861	14:16:19.460
8	<b>1:04.962</b>	+0.156	14:17:24.422
9	<b>1:04.806</b>	-	14:18:29.228
10	<b>1:05.230</b>	+0.424	14:19:34.458
<b>Best Tm: 1:04.806</b>			

Lap	Lap Tm	Diff	Time of Day
<b>(16) Kenneth THIRWALL</b>			
1	----		14:09:43.876
2	<b>1:06.499</b>	+1.932	14:10:50.375
3	<b>1:06.604</b>	+2.037	14:11:56.979
4	<b>1:04.668</b>	+0.101	14:13:01.647
5	<b>1:04.733</b>	+0.166	14:14:06.380
6	<b>1:05.348</b>	+0.781	14:15:11.728
7	<b>1:06.483</b>	+1.916	14:16:18.211
8	<b>1:05.526</b>	+0.959	14:17:23.737
9	<b>1:06.900</b>	+2.333	14:18:30.637
10	<b>1:04.567</b>	-	14:19:35.204
<b>Best Tm: 1:04.567</b>			

Lap	Lap Tm	Diff	Time of Day
<b>(9) John BARRIE</b>			
1	----		14:09:43.107
2	<b>1:06.361</b>	+1.033	14:10:49.468
3	<b>1:07.671</b>	+2.343	14:11:57.139
4	<b>1:05.328</b>	-	14:13:02.467
5	<b>1:12.817</b>	+7.489	14:14:15.284
6	<b>1:05.759</b>	+0.431	14:15:21.043
7	<b>1:05.898</b>	+0.570	14:16:26.941
8	<b>1:06.876</b>	+1.548	14:17:33.817
9	<b>1:05.932</b>	+0.604	14:18:39.749
10	<b>1:07.353</b>	+2.025	14:19:47.102
<b>Best Tm: 1:05.328</b>			

Lap	Lap Tm	Diff	Time of Day
<b>(8) Jordan GRONKOWSKI</b>			
1	----		14:09:44.491
2	<b>1:05.845</b>	+0.388	14:10:50.336
3	<b>1:07.853</b>	+2.396	14:11:58.189
4	<b>1:08.583</b>	+3.126	14:13:06.772
5	<b>1:09.965</b>	+4.508	14:14:16.737
6	<b>1:05.457</b>	-	14:15:22.194
7	<b>1:05.706</b>	+0.249	14:16:27.900
8	<b>1:05.509</b>	+0.052	14:17:33.409
9	<b>1:06.742</b>	+1.285	14:18:40.151
10	<b>1:07.009</b>	+1.552	14:19:47.160
<b>Best Tm: 1:05.457</b>			

Lap	Lap Tm	Diff	Time of Day
<b>(15) Ian MILTON</b>			
1	----		14:09:43.497
2	<b>1:06.673</b>	+0.115	14:10:50.170
3	<b>1:07.306</b>	+0.748	14:11:57.476
4	<b>1:07.313</b>	+0.755	14:13:04.789
5	<b>1:06.558</b>	-	14:14:11.347
6	<b>1:07.165</b>	+0.607	14:15:18.512
7	<b>1:07.478</b>	+0.920	14:16:25.990
8	<b>1:07.518</b>	+0.960	14:17:33.508
9	<b>1:07.780</b>	+1.222	14:18:41.288
10	<b>1:07.583</b>	+1.025	14:19:48.871
<b>Best Tm: 1:06.558</b>			

Lap	Lap Tm	Diff	Time of Day
<b>(11) Alasdair McGOWAN</b>			
1	----		14:09:46.274
2	<b>1:05.959</b>	+0.080	14:10:52.233
3	<b>1:06.306</b>	+0.427	14:11:58.539
4	<b>1:09.302</b>	+3.423	14:13:07.841
5	<b>1:08.407</b>	+2.528	14:14:16.248
6	<b>1:05.897</b>	+0.018	14:15:22.145
7	<b>1:07.211</b>	+1.332	14:16:29.356
8	<b>1:05.879</b>	-	14:17:35.235
9	<b>1:06.232</b>	+0.353	14:18:41.467
10	<b>1:07.639</b>	+1.760	14:19:49.106
<b>Best Tm: 1:05.879</b>			

(1) Andy BOUGLASS (Boogie)

Lap	Lap Tm	Diff	Time of Day
<b>(5) Michael ROWAN</b>			
1	----		14:09:57.202
2	<b>1:17.865</b>	+1.848	14:11:15.067
3	<b>1:16.770</b>	+0.753	14:12:31.837
4	<b>1:18.524</b>	+2.507	14:13:50.361
5	<b>1:17.468</b>	+1.451	14:15:07.829
6	<b>1:23.427</b>	+7.410	14:16:31.256
7	<b>1:17.415</b>	+1.398	14:17:48.671
8	<b>1:16.017</b>	-	14:19:04.688
9	<b>1:18.447</b>	+2.430	14:20:23.135
<b>Best Tm: 1:16.017</b>			

Lap	Lap Tm	Diff	Time of Day
<b>(7) Vic COVEY Jnr</b>			
1	----		14:09:44.775
2	<b>1:06.242</b>	+0.812	14:10:51.017
3	<b>1:06.416</b>	+0.986	14:11:57.433
4	<b>1:15.424</b>	+9.994	14:13:12.857
5	<b>1:06.488</b>	+1.058	14:14:19.345
6	<b>1:06.232</b>	+0.802	14:15:25.577
7	<b>1:06.157</b>	+0.727	14:16:31.734
8	<b>1:05.558</b>	+0.128	14:17:37.292
9	<b>1:05.430</b>	-	14:18:42.722
<b>Best Tm: 1:05.430</b>			

(7) Vic COVEY Jnr  
Best Tm: ----

Chief Timekeeper - David Sharp

Clerk of the Course

Sig. Time

Results can be downloaded at [www.smart-timing.co.uk](http://www.smart-timing.co.uk)

Printed: 27/08/2007 20:57:42

Orbits 4

[www.amb-it.com](http://www.amb-it.com)

[www.mylaps.com](http://www.mylaps.com)

Licensed to: SMART

Smarty.com Mini Cooper Cup

Knockhill 1.280 Miles

Race 8 - Second Race

12/08/2007 13:20

Race (10 Laps)

Competitors	Laps										
	1	2	3	4	5	6	7	8	9	10	
John BARRIE (9)	1	9	9	3	3	16	16	3	3	3	3
Glynn GEDDIE (3)	2	3	3	17	16	3	3	17	16	17	17
Ian MILTON (15)	3	15	17	16	17	17	17	16	17	4	4
Mark DRYDEN (17)	4	17	15	9	9	4	4	4	4	16	16
Kenneth THIRWALL (16)	5	16	8	5	4	15	15	15	8	9	9
Jordan GRONKOWSKI (8)	6	8	16	15	15	9	9	9	15	8	8
Michael ROWAN (5)	7	5	5	4	8	11	11	8	9	15	15
Gilbert GROSSETT (4)	8	4	4	8	11	8	8	11	11	11	11
Alasdair McGOWAN (11)	9	11	11	11	5	5	5	5	5	5	
Andy BOUGLASS (Boogie) (1)	10	1	1	1	1	1	1	1	1	1	
-	11										

Scottish Classic Sports &amp; Saloons

Knockhill 1.280 Miles

Race 9 - Second Race

12/08/2007 13:40

Race (10 Laps)

Pos	No.	Name	Make/Model	CC	Class (	Laps	Total Tm	Diff	Avg. Speed	Best Tm	Lap
1	96	Mark CAMPBELL	Triumph TR5	2600	CSSC	10	10:20.555	-	74.256	59.040	7
2	2	Oilly ROSS	Lotus Europa	1600	CSSB	10	10:28.877	+8.322	73.273	1:01.524	8
3	4	Stan BERNARD	Porsche 911	2687	CSSC	10	10:29.685	+9.130	73.179	1:01.332	5
4	5	Matthew GORDON	Porsche 911	2700	CSSC	10	10:47.399	+26.844	71.177	1:02.808	7
5	12	Tommy GILMARTIN	BMW 2002	2000	CSSC	10	10:56.880	+36.325	70.150	1:03.762	9
6	66	Ian LONGFORD	Ford Escort	2000	CSSC	10	11:04.537	+43.982	69.342	1:03.957	4
7	11	Ian MORTON	MG Midget	1380	CSSA	9	10:26.513	1 Lap	66.195	1:08.131	7
8	16	Colin BEVERIDGE	Alfa Sud	1490	CSSB	9	10:34.235	+7.722	65.389	1:07.985	4
9	9	Eoghan MACKIE	Alpine Renault	1550	CSSB	9	10:36.658	+10.145	65.140	1:08.724	9
10	7	Scott GOODFELLOW	Terrier Mk2	1000	CSSA	8	11:06.178	2 Laps	55.337	1:18.080	2
Not classified											
DNS	15	Donald LAIRD	Lotus Elan	1558	CSSB	0	-.----	-	-	-.----	0

## Announcements

New Track Record (59.040) for SMRC Classic S/S (C) by Mark CAMPBELL.

Margin of Victory	Avg. Speed	Best Lap Tm	Best Spd	Best Lap by
+8.322	74.256	59.040	78.049	[96] Mark CAMPBELL

Chief Timekeeper - David Sharp

Orbits 4

Clerk of the Course

www.amb-it.com

Sig.

Time

www.mylaps.com

Results can be downloaded at www.smart-timing.co.uk

Licensed to: SMART

SMRC Border Raider Meeting

Scottish Classic Sports & Saloons

Knockhill 1.280 Miles

Race 9 - Second Race

12/08/2007 13:40

Race (10 Laps)

Lap	Lap Tm	Diff	Time of Day
<b>(96) Mark CAMPBELL</b>			
1	----		14:33:17.783
2	<b>59.179</b>	+0.139	14:34:16.962
3	<b>1:00.408</b>	+1.368	14:35:17.370
4	<b>1:00.191</b>	+1.151	14:36:17.561
5	<b>59.201</b>	+0.161	14:37:16.762
6	<b>59.268</b>	+0.228	14:38:16.030
7	<b>59.040</b>	-	14:39:15.070
8	<b>1:02.970</b>	+3.930	14:40:18.040
9	<b>1:01.044</b>	+2.004	14:41:19.084
10	<b>1:04.307</b>	+5.267	14:42:23.391
Best Tm: 59.040			

Lap	Lap Tm	Diff	Time of Day
<b>(2) Oilly ROSS</b>			
1	----		14:33:11.485
2	<b>1:02.529</b>	+1.005	14:34:14.014
3	<b>1:02.084</b>	+0.560	14:35:16.098
4	<b>1:02.396</b>	+0.872	14:36:18.494
5	<b>1:01.622</b>	+0.098	14:37:20.116
6	<b>1:01.689</b>	+0.165	14:38:21.805
7	<b>1:01.693</b>	+0.169	14:39:23.498
8	<b>1:01.524</b>	-	14:40:25.022
9	<b>1:03.366</b>	+1.842	14:41:28.388
10	<b>1:03.325</b>	+1.801	14:42:31.713
Best Tm: 1:01.524			

Lap	Lap Tm	Diff	Time of Day
<b>(4) Stan BERNARD</b>			
1	----		14:33:13.684
2	<b>1:01.581</b>	+0.249	14:34:15.265
3	<b>1:02.903</b>	+1.571	14:35:18.168
4	<b>1:01.373</b>	+0.041	14:36:19.541
5	<b>1:01.332</b>	-	14:37:20.873
6	<b>1:01.397</b>	+0.065	14:38:22.270
7	<b>1:02.047</b>	+0.715	14:39:24.317
8	<b>1:01.469</b>	+0.137	14:40:25.786
9	<b>1:02.740</b>	+1.408	14:41:28.526
10	<b>1:03.995</b>	+2.663	14:42:32.521
Best Tm: 1:01.332			

Lap	Lap Tm	Diff	Time of Day
<b>(5) Matthew GORDON</b>			
1	----		14:33:18.774
2	<b>1:05.179</b>	+2.371	14:34:23.953
3	<b>1:03.333</b>	+0.525	14:35:27.286
4	<b>1:03.214</b>	+0.406	14:36:30.500
5	<b>1:03.115</b>	+0.307	14:37:33.615
6	<b>1:02.884</b>	+0.076	14:38:36.499
7	<b>1:02.808</b>	-	14:39:39.307
8	<b>1:03.401</b>	+0.593	14:40:42.708
9	<b>1:03.006</b>	+0.198	14:41:45.714
10	<b>1:04.521</b>	+1.713	14:42:50.235
Best Tm: 1:02.808			

Lap	Lap Tm	Diff	Time of Day
<b>(12) Tommy GILMARTIN</b>			
1	----		14:33:18.146
2	<b>1:05.563</b>	+1.801	14:34:23.709
3	<b>1:05.636</b>	+1.874	14:35:29.345
4	<b>1:04.101</b>	+0.339	14:36:33.446
5	<b>1:03.793</b>	+0.031	14:37:37.239
6	<b>1:05.213</b>	+1.451	14:38:42.452
7	<b>1:04.452</b>	+0.690	14:39:46.904
8	<b>1:04.952</b>	+1.190	14:40:51.856
9	<b>1:03.762</b>	-	14:41:55.618
10	<b>1:04.098</b>	+0.336	14:42:59.716
Best Tm: 1:03.762			

Lap	Lap Tm	Diff	Time of Day
<b>(66) Ian LONGFORD</b>			
1	----		14:33:17.133
2	<b>1:06.534</b>	+2.577	14:34:23.667
3	<b>1:05.980</b>	+2.023	14:35:29.647
4	<b>1:03.957</b>	-	14:36:33.604
5	<b>1:11.613</b>	+7.656	14:37:45.217
6	<b>1:05.007</b>	+1.050	14:38:50.224
7	<b>1:04.599</b>	+0.642	14:39:54.823
8	<b>1:04.056</b>	+0.099	14:40:58.879
9	<b>1:04.270</b>	+0.313	14:42:03.149
10	<b>1:04.224</b>	+0.267	14:43:07.373
Best Tm: 1:03.957			

Lap	Lap Tm	Diff	Time of Day
<b>(11) Ian MORTON</b>			
1	----		14:33:19.726
2	<b>1:09.581</b>	+1.450	14:34:29.307
3	<b>1:10.373</b>	+2.242	14:35:39.680
4	<b>1:08.227</b>	+0.096	14:36:47.907
5	<b>1:08.172</b>	+0.041	14:37:56.079
6	<b>1:08.441</b>	+0.310	14:39:04.520
7	<b>1:08.131</b>	-	14:40:12.651
8	<b>1:08.448</b>	+0.317	14:41:21.099
9	<b>1:08.250</b>	+0.119	14:42:29.349
Best Tm: 1:08.131			

Lap	Lap Tm	Diff	Time of Day
<b>(16) Colin BEVERIDGE</b>			
1	----		14:33:20.133
2	<b>1:10.374</b>	+2.389	14:34:30.507
3	<b>1:10.441</b>	+2.456	14:35:40.948
4	<b>1:07.985</b>	-	14:36:48.933
5	<b>1:08.420</b>	+0.435	14:37:57.353
6	<b>1:08.602</b>	+0.617	14:39:05.955
7	<b>1:09.273</b>	+1.288	14:40:15.228
8	<b>1:10.425</b>	+2.440	14:41:25.653
9	<b>1:11.418</b>	+3.433	14:42:37.071
Best Tm: 1:07.985			

Lap	Lap Tm	Diff	Time of Day
<b>(9) Eoghan MACKIE</b>			
1	----		14:33:17.507

Lap	Lap Tm	Diff	Time of Day
2	<b>1:11.850</b>	+3.126	14:34:29.357
3	<b>1:14.361</b>	+5.637	14:35:43.718
4	<b>1:09.219</b>	+0.495	14:36:52.937
5	<b>1:09.149</b>	+0.425	14:38:02.086
6	<b>1:09.330</b>	+0.606	14:39:11.416
7	<b>1:09.293</b>	+0.569	14:40:20.709
8	<b>1:10.061</b>	+1.337	14:41:30.770
9	<b>1:08.724</b>	-	14:42:39.494
Best Tm: 1:08.724			

Lap	Lap Tm	Diff	Time of Day
<b>(7) Scott GOODFELLOW</b>			
1	----		14:33:25.715
2	<b>1:18.080</b>	-	14:34:43.795
3	<b>1:19.824</b>	+1.744	14:36:03.619
4	<b>1:28.320</b>	+10.240	14:37:31.939
5	<b>1:20.597</b>	+2.517	14:38:52.536
6	<b>1:21.267</b>	+3.187	14:40:13.803
7	<b>1:24.506</b>	+6.426	14:41:38.309
8	<b>1:30.705</b>	+12.625	14:43:09.014
Best Tm: 1:18.080			

Lap	Lap Tm	Diff	Time of Day
<b>(15) Donald LAIRD</b>			
Best Tm: ----			

Chief Timekeeper - David Sharp

Clerk of the Course

Sig. Time

Results can be downloaded at [www.smart-timing.co.uk](http://www.smart-timing.co.uk)

Printed: 27/08/2007 20:36:49

Orbits 4

[www.amb-it.com](http://www.amb-it.com)

[www.mylaps.com](http://www.mylaps.com)

Licensed to: SMART



Scottish Classic Sports & Saloons

Knockhill 1.280 Miles

Race 9 - Second Race

12/08/2007 13:40

Race (10 Laps)

Competitors	Laps									
	1	2	3	4	5	6	7	8	9	10
Olly ROSS (2)	2	2	2	96	96	96	96	96	96	96
Stan BERNARD (4)	4	4	96	2	2	2	2	2	2	2
Ian LONGFORD (66)	66	96	4	4	4	4	4	4	4	4
Eoghan MACKIE (9)	9	66	5	5	5	5	5	5	5	5
Mark CAMPBELL (96)	96	12	12	12	12	12	12	12	12	12
Tommy GILMARTIN (12)	12	5	66	66	66	66	66	66	66	66
Matthew GORDON (5)	5	11	11	11	11	11	11	11	11	11
Ian MORTON (11)	11	9	16	16	16	16	16	16	16	16
Colin BEVERIDGE (16)	16	16	9	9	9	9	9	9	9	9
Scott GOODFELLOW (7)	7	7	7	7	7	7	7	7	7	7
-	11									

## Scottish Sports &amp; Saloon Championship

Knockhill 1.280 Miles

Race 10 - Second Race

12/08/2007 14:00

Race (10 Laps)

Pos	No.	Name	Make/Model	CC	Class	Laps	Total Tm	Diff	Avg. Speed	Best Tm	Lap
1	71	Robert PRITCHARD	Caterham	2000	SSA	10	9:01.792	-	85.051	53.035	7
2	26	Andrew GALLACHER	Ford Fiesta	2000	SSA	10	9:10.403	+8.611	83.720	52.314	3
3	78	David HEADEN	Caterham R400	2296	SSA	10	9:16.660	+14.868	82.779	54.729	4
4	10	Bob LYONS	Caterham	1800	SSA	10	9:17.221	+15.429	82.696	54.643	4
5	9	Warren DUNBAR	Caterham	1600	SSD	10	9:33.470	+31.678	80.353	56.202	3
6	56	Tommy DREELAN	Porsche 997	3600	SSA	10	9:38.269	+36.477	79.686	57.078	2
7	52	Ian HEPBURN	Westfield Seight	4800	SSA	10	9:43.994	+42.202	78.905	57.018	7
8	23	Tim EVANS	Sylva Phoenix	1000	SSD	10	9:44.545	+42.753	78.831	57.054	7
9	7	Charlie SHAW	Ford Focus	2000T	SSA	10	9:50.181	+48.389	78.078	56.714	9
10	54	Andrew MORRISON	Seat Cupra	1998	SSB	10	9:54.216	+52.424	77.548	58.348	3
11	53	Brian SMITH	Sylva Phoenix	2000	SSD	9	9:15.458	1 Lap	74.663	59.863	8
12	61	Paul LUTI	MG ZT 520	5000	SSB	9	9:19.262	+3.804	74.155	1:01.202	8
13	30	Ian SINCLAIR	Westfield	1998	SSD	9	9:19.545	+4.087	74.117	1:00.809	5
14	63	Andy RUSSELL	Westfield SEi	1800	SSD	9	9:21.316	+5.858	73.884	1:00.492	6
15	28	Sam ARREBERG	Fisher Fury	919	SSD	9	9:21.487	+6.029	73.861	1:00.256	9
16	32	Andy GLOSSOP	Renault Clio RS	1998	SSC	9	9:32.338	+16.880	72.461	1:02.148	8
17	3	John NATHAN	Ford Escort MK2	2000	SSC	9	9:33.314	+17.856	72.337	1:01.686	3

## Not classified

DNF	21	Peter TADDEI	Ford Fiesta	2100	SSB	6	6:18.792	-	72.990	1:00.629	4
DNF	40	Derek HASTINGS	Ford Escort Cosworth	2000T	SSB	5	5:25.562	-	70.770	1:00.442	3
DNS	92	Mike SIDGWICK	Morgan +8	5000	SSA	0	----	-	-	----	0
DNS	16	Derek SIMPSON	Marcos Mantis	4600	SSA	0	----	-	-	----	0

## Announcements

New Track Record (52.314) for SMRC Sports/Sal. (A) by Andrew GALLACHER.

Margin of Victory	Avg. Speed	Best Lap Tm	Best Spd	Best Lap by
+8.611	85.051	52.314	88.083	[26] Andrew GALLACHER

Chief Timekeeper - David Sharp

Orbits 4

Clerk of the Course

www.amb-it.com

Sig.

Time

www.mylaps.com

Results can be downloaded at www.smart-timing.co.uk

Licensed to: SMART

SMRC Border Raider Meeting

Scottish Sports & Saloon Championship

Knockhill 1.280 Miles

Race 10 - Second Race

12/08/2007 14:00

Race (10 Laps)

Lap	Lap Tm	Diff	Time of Day
<b>(71) Robert PRITCHARD</b>			
1	----		14:54:29.923
2	<b>53.290</b>	+0.255	14:55:23.213
3	<b>53.212</b>	+0.177	14:56:16.425
4	<b>53.076</b>	+0.041	14:57:09.501
5	<b>53.210</b>	+0.175	14:58:02.711
6	<b>54.333</b>	+1.298	14:58:57.044
7	<b>53.035</b>	-	14:59:50.079
8	<b>55.697</b>	+2.662	15:00:45.776
9	<b>53.525</b>	+0.490	15:01:39.301
10	<b>56.299</b>	+3.264	15:02:35.600
<b>Best Tm: 53.035</b>			

Lap	Lap Tm	Diff	Time of Day
<b>(26) Andrew GALLACHER</b>			
1	----		14:54:31.890
2	<b>53.139</b>	+0.825	14:55:25.029
3	<b>52.314</b>	-	14:56:17.343
4	<b>52.819</b>	+0.505	14:57:10.162
5	<b>52.692</b>	+0.378	14:58:02.854
6	<b>53.890</b>	+1.576	14:58:56.744
7	<b>52.809</b>	+0.495	14:59:49.553
8	<b>54.992</b>	+2.678	15:00:44.545
9	<b>56.250</b>	+3.936	15:01:40.795
10	<b>1:03.416</b>	+11.102	15:02:44.211
<b>Best Tm: 52.314</b>			

Lap	Lap Tm	Diff	Time of Day
<b>(78) David HEADEN</b>			
1	----		14:54:31.411
2	<b>55.397</b>	+0.668	14:55:26.808
3	<b>54.836</b>	+0.107	14:56:21.644
4	<b>54.729</b>	-	14:57:16.373
5	<b>55.040</b>	+0.311	14:58:11.413
6	<b>55.433</b>	+0.704	14:59:06.846
7	<b>56.076</b>	+1.347	15:00:02.922
8	<b>55.573</b>	+0.844	15:00:58.495
9	<b>54.983</b>	+0.254	15:01:53.478
10	<b>56.990</b>	+2.261	15:02:50.468
<b>Best Tm: 54.729</b>			

Lap	Lap Tm	Diff	Time of Day
<b>(10) Bob LYONS</b>			
1	----		14:54:31.595
2	<b>55.850</b>	+1.207	14:55:27.445
3	<b>54.898</b>	+0.255	14:56:22.343
4	<b>54.643</b>	-	14:57:16.986
5	<b>55.079</b>	+0.436	14:58:12.065
6	<b>55.031</b>	+0.388	14:59:07.096
7	<b>55.678</b>	+1.035	15:00:02.774
8	<b>55.585</b>	+0.942	15:00:58.359
9	<b>57.137</b>	+2.494	15:01:55.496
10	<b>55.533</b>	+0.890	15:02:51.029
<b>Best Tm: 54.643</b>			

Lap	Lap Tm	Diff	Time of Day
<b>(9) Warren DUNBAR</b>			
1	----		14:54:33.216
2	<b>56.570</b>	+0.368	14:55:29.786
3	<b>56.202</b>	-	14:56:25.988
4	<b>57.026</b>	+0.824	14:57:23.014
5	<b>57.062</b>	+0.860	14:58:20.076
6	<b>57.527</b>	+1.325	14:59:17.603
7	<b>57.139</b>	+0.937	15:00:14.742
8	<b>57.734</b>	+1.532	15:01:12.476
9	<b>57.083</b>	+0.881	15:02:09.559
10	<b>57.719</b>	+1.517	15:03:07.278
<b>Best Tm: 56.202</b>			

Lap	Lap Tm	Diff	Time of Day
<b>(56) Tommy DREELAN</b>			
1	----		14:54:35.437
2	<b>57.078</b>	-	14:55:32.515
3	<b>57.417</b>	+0.339	14:56:29.932
4	<b>57.283</b>	+0.205	14:57:27.215
5	<b>57.821</b>	+0.743	14:58:25.036
6	<b>57.381</b>	+0.303	14:59:22.417
7	<b>57.190</b>	+0.112	15:00:19.607
8	<b>57.471</b>	+0.393	15:01:17.078
9	<b>57.411</b>	+0.333	15:02:14.489
10	<b>57.588</b>	+0.510	15:03:12.077
<b>Best Tm: 57.078</b>			

Lap	Lap Tm	Diff	Time of Day
<b>(52) Ian HEPBURN</b>			
1	----		14:54:37.749
2	<b>57.605</b>	+0.587	14:55:35.354
3	<b>57.179</b>	+0.161	14:56:32.533
4	<b>57.562</b>	+0.544	14:57:30.095
5	<b>58.179</b>	+1.161	14:58:28.274
6	<b>57.062</b>	+0.044	14:59:25.336
7	<b>57.018</b>	-	15:00:22.354
8	<b>59.162</b>	+2.144	15:01:21.516
9	<b>57.713</b>	+0.695	15:02:19.229
10	<b>58.573</b>	+1.555	15:03:17.802
<b>Best Tm: 57.018</b>			

Lap	Lap Tm	Diff	Time of Day
<b>(23) Tim EVANS</b>			
1	----		14:54:37.023
2	<b>57.759</b>	+0.705	14:55:34.782
3	<b>57.473</b>	+0.419	14:56:32.255
4	<b>58.687</b>	+1.633	14:57:30.942
5	<b>57.236</b>	+0.182	14:58:28.178
6	<b>57.965</b>	+0.911	14:59:26.143
7	<b>57.054</b>	-	15:00:23.197
8	<b>57.998</b>	+0.944	15:01:21.195
9	<b>57.744</b>	+0.690	15:02:18.939
10	<b>59.414</b>	+2.360	15:03:18.353
<b>Best Tm: 57.054</b>			

(7) Charlie SHAW

Lap	Lap Tm	Diff	Time of Day
<b>(54) Andrew MORRISON</b>			
1	----		14:54:40.546
2	<b>57.771</b>	+1.057	14:55:38.317
3	<b>57.482</b>	+0.768	14:56:35.799
4	<b>58.627</b>	+1.913	14:57:34.426
5	<b>59.124</b>	+2.410	14:58:33.550
6	<b>59.220</b>	+2.506	14:59:32.770
7	<b>59.412</b>	+2.698	15:00:32.182
8	<b>57.483</b>	+0.769	15:01:29.665
9	<b>56.714</b>	-	15:02:26.379
10	<b>57.610</b>	+0.896	15:03:23.989
<b>Best Tm: 56.714</b>			

Lap	Lap Tm	Diff	Time of Day
<b>(53) Brian SMITH</b>			
1	----		14:54:38.449
2	<b>58.535</b>	+0.187	14:55:36.984
3	<b>58.348</b>	-	14:56:35.332
4	<b>59.034</b>	+0.686	14:57:34.366
5	<b>59.022</b>	+0.674	14:58:33.388
6	<b>59.320</b>	+0.972	14:59:32.708
7	<b>59.650</b>	+1.302	15:00:32.358
8	<b>58.804</b>	+0.456	15:01:31.162
9	<b>58.494</b>	+0.146	15:02:29.656
10	<b>58.368</b>	+0.020	15:03:28.024
<b>Best Tm: 58.348</b>			

Lap	Lap Tm	Diff	Time of Day
<b>(61) Paul LUTI</b>			
1	----		14:54:41.516
2	<b>1:01.363</b>	+1.500	14:55:42.879
3	<b>1:01.583</b>	+1.720	14:56:44.462
4	<b>1:01.066</b>	+1.203	14:57:45.528
5	<b>1:01.236</b>	+1.373	14:58:46.764
6	<b>1:01.034</b>	+1.171	14:59:47.798
7	<b>1:01.114</b>	+1.251	15:00:48.912
8	<b>59.863</b>	-	15:01:48.775
9	<b>1:00.491</b>	+0.628	15:02:49.266
<b>Best Tm: 59.863</b>			

Lap	Lap Tm	Diff	Time of Day
<b>(30) Ian SINCLAIR</b>			
1	----		14:54:40.277
2	<b>1:01.817</b>	+0.615	14:55:42.094
3	<b>1:01.310</b>	+0.108	14:56:43.404
4	<b>1:01.338</b>	+0.136	14:57:44.742
5	<b>1:01.492</b>	+0.290	14:58:46.234
6	<b>1:01.372</b>	+0.170	14:59:47.606
7	<b>1:02.068</b>	+0.866	15:00:49.674
8	<b>1:01.202</b>	-	15:01:50.876
9	<b>1:02.194</b>	+0.992	15:02:53.070
<b>Best Tm: 1:01.202</b>			

Chief Timekeeper - David Sharp

Clerk of the Course

Sig. Time

Results can be downloaded at [www.smart-timing.co.uk](http://www.smart-timing.co.uk)

Printed: 27/08/2007 20:46:53

Orbits 4

[www.amb-it.com](http://www.amb-it.com)

[www.mylaps.com](http://www.mylaps.com)

Licensed to: SMART

SMRC Border Raider Meeting

Scottish Sports & Saloon Championship

Knockhill 1.280 Miles

Race 10 - Second Race

12/08/2007 14:00

Race (10 Laps)

Lap	Lap Tm	Diff	Time of Day
3	1:02.476	+1.667	14:56:45.266
4	1:01.095	+0.286	14:57:46.361
5	1:00.809	-	14:58:47.170
6	1:01.266	+0.457	14:59:48.436
7	1:02.003	+1.194	15:00:50.439
8	1:01.117	+0.308	15:01:51.556
9	1:01.797	+0.988	15:02:53.353

Best Tm: 1:00.809

(63) Andy RUSSELL

1	-:--	-	14:54:41.998
2	1:02.546	+2.054	14:55:44.544
3	1:01.343	+0.851	14:56:45.887
4	1:00.734	+0.242	14:57:46.621
5	1:01.472	+0.980	14:58:48.093
6	1:00.492	-	14:59:48.585
7	1:02.162	+1.670	15:00:50.747
8	1:00.941	+0.449	15:01:51.688
9	1:03.436	+2.944	15:02:55.124

Best Tm: 1:00.492

(28) Sam ARRENERG

1	-:--	-	14:54:45.219
2	1:01.464	+1.208	14:55:46.683
3	1:01.866	+1.610	14:56:48.549
4	1:01.676	+1.420	14:57:50.225
5	1:01.777	+1.521	14:58:52.002
6	1:00.678	+0.422	14:59:52.680
7	1:01.268	+1.012	15:00:53.948
8	1:01.091	+0.835	15:01:55.039
9	1:00.256	-	15:02:55.295

Best Tm: 1:00.256

(32) Andy GLOSSOP

1	-:--	-	14:54:43.346
2	1:03.398	+1.250	14:55:46.744
3	1:03.380	+1.232	14:56:50.124
4	1:02.527	+0.379	14:57:52.651
5	1:03.615	+1.467	14:58:56.266
6	1:02.760	+0.612	14:59:59.026
7	1:02.782	+0.634	15:01:01.808
8	1:02.148	-	15:02:03.956
9	1:02.190	+0.042	15:03:06.146

Best Tm: 1:02.148

(3) John NATHAN

1	-:--	-	14:54:46.588
2	1:02.538	+0.852	14:55:49.126
3	1:01.686	-	14:56:50.812
4	1:02.323	+0.637	14:57:53.135
5	1:01.938	+0.252	14:58:55.073
6	1:02.748	+1.062	14:59:57.821
7	1:02.460	+0.774	15:01:00.281

Lap	Lap Tm	Diff	Time of Day
8	1:02.456	+0.770	15:02:02.737
9	1:04.385	+2.699	15:03:07.122

Best Tm: 1:01.686

(21) Peter TADDEI

1	-:--	-	14:54:45.405
2	1:02.872	+2.243	14:55:48.277
3	1:01.073	+0.444	14:56:49.350
4	1:00.629	-	14:57:49.979
5	1:00.916	+0.287	14:58:50.895
6	1:01.705	+1.076	14:59:52.600

Best Tm: 1:00.629

(40) Derek HASTINGS

1	-:--	-	14:54:43.716
2	1:00.501	+0.059	14:55:44.217
3	1:00.442	-	14:56:44.659
4	1:00.466	+0.024	14:57:45.125
5	1:14.245	+13.803	14:58:59.370

Best Tm: 1:00.442

(92) Mike SIDGWICK

Best Tm: -:--

(16) Derek SIMPSON

Best Tm: -:--

Lap	Lap Tm	Diff	Time of Day
-----	--------	------	-------------

Chief Timekeeper - David Sharp

Clerk of the Course

Sig. Time

Results can be downloaded at [www.smart-timing.co.uk](http://www.smart-timing.co.uk)

Printed: 27/08/2007 20:46:53

Orbits 4

[www.amb-it.com](http://www.amb-it.com)

[www.mylaps.com](http://www.mylaps.com)

Licensed to: SMART

Scottish Sports & Saloon Championship

Knockhill 1.280 Miles

Race 10 - Second Race

12/08/2007 14:00

Race (10 Laps)

Competitors	Laps										
	1	2	3	4	5	6	7	8	9	10	
Robert PRITCHARD (71)	1	71	71	71	71	71	26	26	26	71	71
David HEADEN (78)	2	78	26	26	26	26	71	71	71	26	26
Bob LYONS (10)	3	10	78	78	78	78	78	10	10	78	78
Andrew GALLACHER (26)	4	26	10	10	10	10	10	78	78	10	10
Warren DUNBAR (9)	5	9	9	9	9	9	9	9	9	9	9
Tommy DREELAN (56)	6	56	56	56	56	56	56	56	56	56	56
Tim EVANS (23)	7	23	23	23	52	23	52	52	23	23	52
Ian HEPBURN (52)	8	52	52	52	23	52	23	23	52	52	23
Andrew MORRISON (54)	9	54	54	54	54	54	7	7	7	7	7
Paul LUTI (61)	10	61	7	7	7	7	7	54	54	54	54
Charlie SHAW (7)	11	7	61	61	61	61	61	53	53	53	53
Brian SMITH (53)	12	53	30	53	40	53	53	61	61	61	61
Ian SINCLAIR (30)	13	30	53	40	53	30	30	30	30	30	30
Andy RUSSELL (63)	14	63	40	30	30	63	63	63	63	63	63
Andy GLOSSOP (32)	15	32	63	63	63	21	21	28	28	28	28
Derek HASTINGS (40)	16	40	28	28	21	28	28	3	3	32	32
Sam ARRENBURG (28)	17	28	32	21	28	3	3	32	32	3	3
Peter TADDEI (21)	18	21	21	32	32	32	32				
John NATHAN (3)	19	3	3	3	3	40					
-	20										
-	21										

## Scottish Legends Championship

Knockhill 1.280 Miles

## Race 11 - Second Heat

12/08/2007 14:20

## Race (8 Laps)

Pos	No.	Name	Make/Model	CC	Class	Laps	Total Tm	Diff	Avg. Speed	Best Tm	Lap
1	50	Dave NEWSHAM	Ford Coupe	1250	L	8	8:23.718	-	73.184	1:01.471	2
2	22	Benjamin MASON	Ford Sedan	1250	L	8	8:26.821	+3.103	72.736	1:01.278	4
3	37	Rory BRYANT	Ford Sedan	1250	LS	8	8:36.937	+13.219	71.312	1:02.690	4
4	69	Gerard McCOSH	Ford Coupe	1250	L	8	8:40.876	+17.158	70.773	1:01.710	5
5	68	Carol BROWN	Ford Sedan	1200	L	8	8:42.596	+18.878	70.540	1:01.918	4
6	80	Steve COULL	Legend	1250	L	8	8:45.171	+21.453	70.194	1:02.980	5
7	25	Pat HYNDS	34 Chevy	1250	L	8	8:45.386	+21.668	70.166	1:03.015	3
8	99	Gordon MANN	37 Ford Sedan	1250	LS	8	8:46.126	+22.408	70.067	1:03.583	5
9	6	Ross MARSHALL	Legend	1250	L	8	8:49.417	+25.699	69.631	1:03.171	4
10	44	Andrew DONALD	Ford Sedan	1250	L	8	8:49.627	+25.909	69.604	1:02.971	8
11	70	David THORBURN	34 Ford Coupe	1200	L	8	8:52.899	+29.181	69.176	1:02.309	4
12	4	Tony CAIG	37 Chevy	1250	L	8	8:55.749	+32.031	68.808	1:04.157	4
13	88	Jason OGG	34 Chevy Coupe	1250	L	8	8:56.248	+32.530	68.744	1:04.179	8
14	90	Mark LEES	Dodge Coupe	1250	L	8	9:05.351	+41.633	67.597	1:05.624	8
15	28	Frank HYNDS	Legend	1250	L	8	9:13.568	+49.850	66.593	1:02.577	4
16	46	Murray FORD	Legend	1200	L	8	9:13.872	+50.154	66.557	1:06.501	3
17	60	Michael HOGG	Chevy	1250	LS	8	9:14.576	+50.858	66.472	1:06.823	8
18	26	Steve REYNOLDS	Legend	1250	L	7	8:55.407	1 Lap	60.246	1:03.385	5

## Not classified

DNF	23	Alistair GAULD	Legend	1200	L	4	4:28.004	-	68.775	1:02.994	4
-----	----	----------------	--------	------	---	---	----------	---	--------	----------	---

Margin of Victory	Avg. Speed	Best Lap Tm	Best Spd	Best Lap by
+3.103	73.184	1:01.278	75.198	[22] Benjamin MASON

Chief Timekeeper - David Sharp

Orbits 4

Clerk of the Course

www.amb-it.com

Sig.

Time

www.mylaps.com

Results can be downloaded at www.smart-timing.co.uk

Licensed to: SMART

SMRC Border Raider Meeting

Scottish Legends Championship

Knockhill 1.280 Miles

Race 11 - Second Heat

12/08/2007 14:20

Race (8 Laps)

Lap	Lap Tm	Diff	Time of Day
<b>(50) Dave NEWSHAM</b>			
1	<b>1:08.493</b>	+7.022	15:14:39.996
2	<b>1:01.471</b>	-	15:15:41.467
3	<b>1:01.476</b>	+0.005	15:16:42.943
4	<b>1:01.829</b>	+0.358	15:17:44.772
5	<b>1:01.718</b>	+0.247	15:18:46.490
6	<b>1:01.542</b>	+0.071	15:19:48.032
7	<b>1:01.550</b>	+0.079	15:20:49.582
8	<b>1:01.957</b>	+0.486	15:21:51.539
Best Tm: 1:01.471			

<b>(22) Benjamin MASON</b>			
1	<b>1:10.148</b>	+8.870	15:14:44.124
2	<b>1:02.087</b>	+0.809	15:15:46.211
3	<b>1:01.479</b>	+0.201	15:16:47.690
4	<b>1:01.278</b>	-	15:17:48.968
5	<b>1:01.400</b>	+0.122	15:18:50.368
6	<b>1:01.367</b>	+0.089	15:19:51.735
7	<b>1:01.520</b>	+0.242	15:20:53.255
8	<b>1:01.387</b>	+0.109	15:21:54.642
Best Tm: 1:01.278			

<b>(37) Rory BRYANT</b>			
1	<b>1:09.848</b>	+7.158	15:14:41.764
2	<b>1:03.269</b>	+0.579	15:15:45.033
3	<b>1:03.340</b>	+0.650	15:16:48.373
4	<b>1:02.690</b>	-	15:17:51.063
5	<b>1:03.475</b>	+0.785	15:18:54.538
6	<b>1:03.090</b>	+0.400	15:19:57.628
7	<b>1:03.608</b>	+0.918	15:21:01.236
8	<b>1:03.522</b>	+0.832	15:22:04.758
Best Tm: 1:02.690			

<b>(69) Gerard McCOSH</b>			
1	<b>1:12.072</b>	+10.362	15:14:47.239
2	<b>1:03.542</b>	+1.832	15:15:50.781
3	<b>1:02.561</b>	+0.851	15:16:53.342
4	<b>1:02.260</b>	+0.550	15:17:55.602
5	<b>1:01.710</b>	-	15:18:57.312
6	<b>1:02.822</b>	+1.112	15:20:00.134
7	<b>1:03.567</b>	+1.857	15:21:03.701
8	<b>1:04.996</b>	+3.286	15:22:08.697
Best Tm: 1:01.710			

<b>(68) Carol BROWN</b>			
1	<b>1:13.730</b>	+11.812	15:14:49.364
2	<b>1:04.575</b>	+2.657	15:15:53.939
3	<b>1:02.359</b>	+0.441	15:16:56.298
4	<b>1:01.918</b>	-	15:17:58.216
5	<b>1:02.541</b>	+0.623	15:19:00.757
6	<b>1:02.080</b>	+0.162	15:20:02.837

7	<b>1:03.457</b>	+1.539	15:21:06.294
8	<b>1:04.123</b>	+2.205	15:22:10.417
Best Tm: 1:01.918			
<b>(80) Steve COULL</b>			
1	<b>1:11.237</b>	+8.257	15:14:43.834
2	<b>1:04.788</b>	+1.808	15:15:48.622
3	<b>1:03.656</b>	+0.676	15:16:52.278
4	<b>1:03.165</b>	+0.185	15:17:55.443
5	<b>1:02.980</b>	-	15:18:58.423
6	<b>1:02.997</b>	+0.017	15:20:01.420
7	<b>1:07.537</b>	+4.557	15:21:08.957
8	<b>1:04.035</b>	+1.055	15:22:12.992
Best Tm: 1:02.980			

<b>(25) Pat HYNDS</b>			
1	<b>1:12.850</b>	+9.835	15:14:46.432
2	<b>1:04.898</b>	+1.883	15:15:51.330
3	<b>1:03.015</b>	-	15:16:54.345
4	<b>1:03.263</b>	+0.248	15:17:57.608
5	<b>1:03.919</b>	+0.904	15:19:01.527
6	<b>1:03.381</b>	+0.366	15:20:04.908
7	<b>1:04.388</b>	+1.373	15:21:09.296
8	<b>1:03.911</b>	+0.896	15:22:13.207
Best Tm: 1:03.015			

<b>(99) Gordon MANN</b>			
1	<b>1:12.302</b>	+8.719	15:14:44.517
2	<b>1:04.498</b>	+0.915	15:15:49.015
3	<b>1:05.434</b>	+1.851	15:16:54.449
4	<b>1:03.979</b>	+0.396	15:17:58.428
5	<b>1:03.583</b>	-	15:19:02.011
6	<b>1:03.819</b>	+0.236	15:20:05.830
7	<b>1:04.453</b>	+0.870	15:21:10.283
8	<b>1:03.664</b>	+0.081	15:22:13.947
Best Tm: 1:03.583			

<b>(6) Ross MARSHALL</b>			
1	<b>1:13.623</b>	+10.452	15:14:49.817
2	<b>1:04.536</b>	+1.365	15:15:54.353
3	<b>1:03.316</b>	+0.145	15:16:57.669
4	<b>1:03.171</b>	-	15:18:00.840
5	<b>1:03.580</b>	+0.409	15:19:04.420
6	<b>1:03.617</b>	+0.446	15:20:08.037
7	<b>1:03.732</b>	+0.561	15:21:11.769
8	<b>1:05.469</b>	+2.298	15:22:17.238
Best Tm: 1:03.171			

<b>(44) Andrew DONALD</b>			
1	<b>1:15.012</b>	+12.041	15:14:50.856
2	<b>1:04.879</b>	+1.908	15:15:55.735

3	<b>1:04.146</b>	+1.175	15:16:59.881
4	<b>1:03.986</b>	+1.015	15:18:03.867
5	<b>1:03.338</b>	+0.367	15:19:07.205
6	<b>1:03.264</b>	+0.293	15:20:10.469
7	<b>1:04.008</b>	+1.037	15:21:14.477
8	<b>1:02.971</b>	-	15:22:17.448
Best Tm: 1:02.971			

<b>(70) David THORBURN</b>			
1	<b>1:10.774</b>	+8.465	15:14:46.097
2	<b>1:03.303</b>	+0.994	15:15:49.400
3	<b>1:02.704</b>	+0.395	15:16:52.104
4	<b>1:02.309</b>	-	15:17:54.413
5	<b>1:02.922</b>	+0.613	15:18:57.335
6	<b>1:03.034</b>	+0.725	15:20:00.369
7	<b>1:17.772</b>	+15.463	15:21:18.141
8	<b>1:02.579</b>	+0.270	15:22:20.720
Best Tm: 1:02.309			

<b>(4) Tony CAIG</b>			
1	<b>1:13.227</b>	+9.070	15:14:49.657
2	<b>1:05.649</b>	+1.492	15:15:55.306
3	<b>1:04.868</b>	+0.711	15:17:00.174
4	<b>1:04.157</b>	-	15:18:04.331
5	<b>1:04.363</b>	+0.206	15:19:08.694
6	<b>1:05.127</b>	+0.970	15:20:13.821
7	<b>1:05.095</b>	+0.938	15:21:18.916
8	<b>1:04.654</b>	+0.497	15:22:23.570
Best Tm: 1:04.157			

<b>(88) Jason OGG</b>			
1	<b>1:14.549</b>	+10.370	15:14:48.677
2	<b>1:06.270</b>	+2.091	15:15:54.947
3	<b>1:05.465</b>	+1.286	15:17:00.412
4	<b>1:04.290</b>	+0.111	15:18:04.702
5	<b>1:04.633</b>	+0.454	15:19:09.335
6	<b>1:04.801</b>	+0.622	15:20:14.136
7	<b>1:05.754</b>	+1.575	15:21:19.890
8	<b>1:04.179</b>	-	15:22:24.069
Best Tm: 1:04.179			

<b>(90) Mark LEES</b>			
1	<b>1:16.346</b>	+10.722	15:14:50.904
2	<b>1:06.432</b>	+0.808	15:15:57.336
3	<b>1:05.961</b>	+0.337	15:17:03.297
4	<b>1:06.117</b>	+0.493	15:18:09.414
5	<b>1:05.915</b>	+0.291	15:19:15.329
6	<b>1:06.080</b>	+0.456	15:20:21.409
7	<b>1:06.139</b>	+0.515	15:21:27.548
8	<b>1:05.624</b>	-	15:22:33.172
Best Tm: 1:05.624			

Chief Timekeeper - David Sharp

Clerk of the Course

Sig. Time

Results can be downloaded at [www.smart-timing.co.uk](http://www.smart-timing.co.uk)

Printed: 27/08/2007 20:39:52

Orbits 4

[www.amb-it.com](http://www.amb-it.com)

[www.mylaps.com](http://www.mylaps.com)

Licensed to: SMART

SMRC Border Raider Meeting

Scottish Legends Championship

Knockhill 1.280 Miles

Race 11 - Second Heat

12/08/2007 14:20

Race (8 Laps)

Lap	Lap Tm	Diff	Time of Day
<b>(28) Frank HYNDS</b>			
1	1:11.208	+8.631	15:14:44.622
2	1:03.825	+1.248	15:15:48.447
3	1:03.068	+0.491	15:16:51.515
4	1:02.577	-	15:17:54.092
5	1:02.854	+0.277	15:18:56.946
6	1:03.258	+0.681	15:20:00.204
7	1:09.835	+7.258	15:21:10.039
8	1:31.350	+28.773	15:22:41.389
Best Tm: 1:02.577			

Lap	Lap Tm	Diff	Time of Day
<b>(46) Murray FORD</b>			
1	1:14.505	+8.004	15:14:51.459
2	1:07.209	+0.708	15:15:58.668
3	1:06.501	-	15:17:05.169
4	1:06.879	+0.378	15:18:12.048
5	1:07.593	+1.092	15:19:19.641
6	1:06.636	+0.135	15:20:26.277
7	1:07.610	+1.109	15:21:33.887
8	1:07.806	+1.305	15:22:41.693
Best Tm: 1:06.501			

Lap	Lap Tm	Diff	Time of Day
<b>(60) Michael HOGG</b>			
1	1:19.385	+12.562	15:14:51.050
2	1:07.398	+0.575	15:15:58.448
3	1:07.235	+0.412	15:17:05.683
4	1:07.807	+0.984	15:18:13.490
5	1:07.635	+0.812	15:19:21.125
6	1:07.320	+0.497	15:20:28.445
7	1:07.129	+0.306	15:21:35.574
8	1:06.823	-	15:22:42.397
Best Tm: 1:06.823			

Lap	Lap Tm	Diff	Time of Day
<b>(26) Steve REYNOLDS</b>			
1	1:11.526	+8.141	15:14:46.171
2	1:15.648	+12.263	15:16:01.819
3	1:10.127	+6.742	15:17:11.946
4	1:59.150	+55.765	15:19:11.096
5	1:03.385	-	15:20:14.481
6	1:05.325	+1.940	15:21:19.806
7	1:03.422	+0.037	15:22:23.228
Best Tm: 1:03.385			

Lap	Lap Tm	Diff	Time of Day
<b>(23) Alistair GAULD</b>			
1	1:12.249	+9.255	15:14:44.903
2	1:04.663	+1.669	15:15:49.566
3	1:03.265	+0.271	15:16:52.831
4	1:02.994	-	15:17:55.825
Best Tm: 1:02.994			

Lap Lap Tm Diff Time of Day

Lap Lap Tm Diff Time of Day

Chief Timekeeper - David Sharp

Orbits 4

Clerk of the Course

www.amb-it.com

Sig. Time

www.mylaps.com

Results can be downloaded at www.smart-timing.co.uk

Licensed to: SMART



Scottish Legends Championship

Knockhill 1.280 Miles

Race 11 - Second Heat

12/08/2007 14:20

Race (8 Laps)

Competitors	Laps								
	0	1	2	3	4	5	6	7	8
Dave NEWSHAM (50)	1	50	50	50	50	50	50	50	50
Michael HOGG (60)	2	60	37	37	22	22	22	22	22
Rory BRYANT (37)	3	37	80	22	37	37	37	37	37
Gordon MANN (99)	4	99	22	28	28	28	69	69	69
Steve COULL (80)	5	80	99	80	70	70	69	28	68
Alistair GAULD (23)	6	23	28	99	80	80	70	70	80
Frank HYNDS (28)	7	28	23	70	23	69	80	80	25
Pat HYNDS (25)	8	25	70	23	69	23	68	68	28
Benjamin MASON (22)	9	22	26	69	25	25	25	25	99
Jason OGG (88)	10	88	25	25	99	68	99	99	6
Mark LEES (90)	11	90	69	68	68	99	6	6	44
Steve REYNOLDS (26)	12	26	88	6	6	6	44	44	70
Gerard McCOSH (69)	13	69	68	88	44	44	4	4	4
David THORBURN (70)	14	70	4	4	4	4	88	88	88
Carol BROWN (68)	15	68	6	44	88	88	90	90	90
Andrew DONALD (44)	16	44	44	90	90	90	46	46	46
Ross MARSHALL (6)	17	6	90	60	46	46	60	60	60
Tony CAIG (4)	18	4	60	46	60	60	26	26	26
Murray FORD (46)	19	46	46	26	26	26			

Chief Timekeeper - David Sharp

Orbits 4

Clerk of the Course

www.amb-it.com

Sig. Time

www.mylaps.com

Results can be downloaded at [www.smart-timing.co.uk](http://www.smart-timing.co.uk)

Licensed to: SMART

## Scottish XR2 Championship

Knockhill 1.280 Miles

## Race 12- Second Race

12/08/2007 14:40

## Race (10 Laps)

Pos	No.	Name	Make/Model	CC	Class	Laps	Total Tm	Diff	Avg. Speed	Best Tm	Lap
1	27	Graham WHITEHILL	Ford Fiesta XR2	1600	XRCN	10	10:50.239	-	70.866	1:04.342	3
2	10	Charlie COPE	Ford Fiesta XR2	1600	XRC	10	10:52.089	+1.850	70.665	1:04.209	9
3	2	Andrew WINCHESTER	Ford Fiesta XR2	1600	XRC	10	10:52.796	+2.557	70.589	1:03.846	4
4	76	Willie DAVIDSON	Ford Fiesta XR2	1600	XRCN	10	10:53.642	+3.403	70.497	1:04.381	9
5	32	Dave COLVILLE	Ford Fiesta XR2	1600	XRC	10	11:00.501	+10.262	69.765	1:05.200	5
6	14	Iain FRASER	Ford Fiesta XR2	1600	XRCN	10	11:01.138	+10.899	69.698	1:04.802	7
7	5	Colin MacKINNON	Ford Fiesta XR2	1600	XRC	10	11:01.514	+11.275	69.658	1:04.872	9
8	6	Alistair FRASER	Ford Fiesta XR2	1600	XRCN	10	11:02.031	+11.792	69.604	1:05.045	7
9	4	Stewart SCOTT	Ford Fiesta XR2	1600	XRC	10	11:02.523	+12.284	69.552	1:04.786	9
10	3	Peter CRUICKSHANK	Ford Fiesta XR2	1600	XRC	10	11:02.824	+12.585	69.521	1:03.967	6
11	9	Derek McDOUGALL	Ford Fiesat XR2	1600	XRC	10	11:02.888	+12.649	69.514	1:04.592	3
12	23	Ian MUNRO	Ford Fiesta XR2	1600	XRCN	10	11:05.747	+15.508	69.215	1:04.861	6
13	7	Jamie BICKET	Ford Fiesta XR2	1600	XRC	10	11:08.341	+18.102	68.947	1:05.093	8
14	39	Stuart WILSON	Ford Fiesta XR2	1600	XRCN	10	11:14.098	+23.859	68.358	1:06.045	9
15	25	Barry HOLMES	Ford Fiesta XR2	1600	XRCN	10	11:16.629	+26.390	68.102	1:05.844	10
16	33	Callum DRYBURGH	Ford Fiesta XR2	1800	XRCN	10	11:19.129	+28.890	67.852	1:06.046	5
17	15	John TURNER	Ford Fiesta XR2	1600	XRCN	10	11:19.553	+29.314	67.809	1:06.043	5
18	19	Ian MAUGHAN	Ford Fiesta XR2	1600	XRCN	10	11:21.335	+31.096	67.632	1:06.060	10
19	18	Charlie THORNTON	Ford Fiesta XR2	1600	XRC	10	11:22.525	+32.286	67.514	1:06.108	10
20	74	Stewart ELKIN	Ford Fiesta XR2	1600	XRC	10	11:34.653	+44.414	66.335	1:07.465	10

## Not classified

DNF	99	Scott MORRISON	Ford Fiesta XR2	1600	XRCN	5	5:33.311	-	69.125	1:05.070	5
DNF	1	Scott FRASER	Ford Fiesta XR2	1600	XRC	1	1:46.547	-	43.249	----	1

Margin of Victory	Avg. Speed	Best Lap Tm	Best Spd	Best Lap by
+1.850	70.866	1:03.846	72.174	[2] Andrew WINCHESTER

Chief Timekeeper - David Sharp

Orbits 4

Clerk of the Course

www.amb-it.com

Sig.

Time

www.mylaps.com

Results can be downloaded at www.smart-timing.co.uk

Licensed to: SMART

SMRC Border Raider Meeting

Scottish XR2 Championship

Knockhill 1.280 Miles

Race 12- Second Race

12/08/2007 14:40

Race (10 Laps)

Lap	Lap Tm	Diff	Time of Day
<b>(27) Graham WHITEHILL</b>			
1	----		15:33:00.601
2	<b>1:04.350</b>	+0.008	15:34:04.951
3	<b>1:04.342</b>	-	15:35:09.293
4	<b>1:04.715</b>	+0.373	15:36:14.008
5	<b>1:04.510</b>	+0.168	15:37:18.518
6	<b>1:04.411</b>	+0.069	15:38:22.929
7	<b>1:04.793</b>	+0.451	15:39:27.722
8	<b>1:04.578</b>	+0.236	15:40:32.300
9	<b>1:04.600</b>	+0.258	15:41:36.900
10	<b>1:04.800</b>	+0.458	15:42:41.700
<b>Best Tm: 1:04.342</b>			

Lap	Lap Tm	Diff	Time of Day
<b>(10) Charlie COPE</b>			
1	----		15:33:01.408
2	<b>1:04.903</b>	+0.694	15:34:06.311
3	<b>1:04.571</b>	+0.362	15:35:10.882
4	<b>1:04.249</b>	+0.040	15:36:15.131
5	<b>1:04.735</b>	+0.526	15:37:19.866
6	<b>1:05.032</b>	+0.823	15:38:24.898
7	<b>1:04.807</b>	+0.598	15:39:29.705
8	<b>1:04.910</b>	+0.701	15:40:34.615
9	<b>1:04.209</b>	-	15:41:38.824
10	<b>1:04.726</b>	+0.517	15:42:43.550
<b>Best Tm: 1:04.209</b>			

Lap	Lap Tm	Diff	Time of Day
<b>(2) Andrew WINCHESTER</b>			
1	----		15:33:02.646
2	<b>1:04.806</b>	+0.960	15:34:07.452
3	<b>1:04.413</b>	+0.567	15:35:11.865
4	<b>1:03.846</b>	-	15:36:15.711
5	<b>1:04.788</b>	+0.942	15:37:20.499
6	<b>1:04.855</b>	+1.009	15:38:25.354
7	<b>1:05.135</b>	+1.289	15:39:30.489
8	<b>1:04.449</b>	+0.603	15:40:34.938
9	<b>1:04.338</b>	+0.492	15:41:39.276
10	<b>1:04.981</b>	+1.135	15:42:44.257
<b>Best Tm: 1:03.846</b>			

Lap	Lap Tm	Diff	Time of Day
<b>(76) Willie DAVIDSON</b>			
1	----		15:33:01.124
2	<b>1:04.741</b>	+0.360	15:34:05.865
3	<b>1:04.697</b>	+0.316	15:35:10.562
4	<b>1:04.411</b>	+0.030	15:36:14.973
5	<b>1:04.638</b>	+0.257	15:37:19.611
6	<b>1:05.024</b>	+0.643	15:38:24.635
7	<b>1:04.880</b>	+0.499	15:39:29.515
8	<b>1:04.715</b>	+0.334	15:40:34.230
9	<b>1:04.381</b>	-	15:41:38.611
10	<b>1:06.492</b>	+2.111	15:42:45.103
<b>Best Tm: 1:04.381</b>			

Lap	Lap Tm	Diff	Time of Day
<b>(32) Dave COLVILLE</b>			
1	----		15:33:03.187
2	<b>1:05.284</b>	+0.084	15:34:08.471
3	<b>1:05.422</b>	+0.222	15:35:13.893
4	<b>1:05.412</b>	+0.212	15:36:19.305
5	<b>1:05.200</b>	-	15:37:24.505
6	<b>1:05.894</b>	+0.694	15:38:30.399
7	<b>1:05.255</b>	+0.055	15:39:35.654
8	<b>1:05.291</b>	+0.091	15:40:40.945
9	<b>1:05.569</b>	+0.369	15:41:46.514
10	<b>1:05.448</b>	+0.248	15:42:51.962
<b>Best Tm: 1:05.200</b>			

Lap	Lap Tm	Diff	Time of Day
<b>(14) Iain FRASER</b>			
1	----		15:33:04.135
2	<b>1:05.594</b>	+0.792	15:34:09.729
3	<b>1:06.024</b>	+1.222	15:35:15.753
4	<b>1:05.302</b>	+0.500	15:36:21.055
5	<b>1:05.199</b>	+0.397	15:37:26.254
6	<b>1:05.580</b>	+0.778	15:38:31.834
7	<b>1:04.802</b>	-	15:39:36.636
8	<b>1:05.473</b>	+0.671	15:40:42.109
9	<b>1:04.806</b>	+0.004	15:41:46.915
10	<b>1:05.684</b>	+0.882	15:42:52.599
<b>Best Tm: 1:04.802</b>			

Lap	Lap Tm	Diff	Time of Day
<b>(5) Colin MacKINNON</b>			
1	----		15:33:03.643
2	<b>1:05.538</b>	+0.666	15:34:09.181
3	<b>1:05.807</b>	+0.935	15:35:14.988
4	<b>1:05.356</b>	+0.484	15:36:20.344
5	<b>1:05.119</b>	+0.247	15:37:25.463
6	<b>1:05.669</b>	+0.797	15:38:31.132
7	<b>1:05.463</b>	+0.591	15:39:36.595
8	<b>1:05.940</b>	+1.068	15:40:42.535
9	<b>1:04.872</b>	-	15:41:47.407
10	<b>1:05.568</b>	+0.696	15:42:52.975
<b>Best Tm: 1:04.872</b>			

Lap	Lap Tm	Diff	Time of Day
<b>(6) Alistair FRASER</b>			
1	----		15:33:03.885
2	<b>1:05.615</b>	+0.570	15:34:09.500
3	<b>1:05.898</b>	+0.853	15:35:15.398
4	<b>1:05.665</b>	+0.620	15:36:21.063
5	<b>1:06.022</b>	+0.977	15:37:27.085
6	<b>1:05.284</b>	+0.239	15:38:32.369
7	<b>1:05.045</b>	-	15:39:37.414
8	<b>1:05.619</b>	+0.574	15:40:43.033
9	<b>1:05.075</b>	+0.030	15:41:48.108
10	<b>1:05.384</b>	+0.339	15:42:53.492
<b>Best Tm: 1:05.045</b>			

Lap	Lap Tm	Diff	Time of Day
<b>(4) Stewart SCOTT</b>			

Lap	Lap Tm	Diff	Time of Day
<b>(3) Peter CRUICKSHANK</b>			
1	----		15:33:05.636
2	<b>1:05.911</b>	+1.125	15:34:11.547
3	<b>1:05.401</b>	+0.615	15:35:16.948
4	<b>1:05.010</b>	+0.224	15:36:21.958
5	<b>1:05.911</b>	+1.125	15:37:27.869
6	<b>1:05.030</b>	+0.244	15:38:32.899
7	<b>1:05.170</b>	+0.384	15:39:38.069
8	<b>1:05.737</b>	+0.951	15:40:43.806
9	<b>1:04.786</b>	-	15:41:48.592
10	<b>1:05.392</b>	+0.606	15:42:53.984
<b>Best Tm: 1:04.786</b>			

Lap	Lap Tm	Diff	Time of Day
<b>(9) Derek McDUGALL</b>			
1	----		15:33:08.816
2	<b>1:06.215</b>	+2.248	15:34:15.031
3	<b>1:06.867</b>	+2.900	15:35:21.898
4	<b>1:05.241</b>	+1.274	15:36:27.139
5	<b>1:04.479</b>	+0.512	15:37:31.618
6	<b>1:03.967</b>	-	15:38:35.585
7	<b>1:04.787</b>	+0.820	15:39:40.372
8	<b>1:04.963</b>	+0.996	15:40:45.335
9	<b>1:04.551</b>	+0.584	15:41:49.886
10	<b>1:04.399</b>	+0.432	15:42:54.285
<b>Best Tm: 1:03.967</b>			

Lap	Lap Tm	Diff	Time of Day
<b>(23) Ian MUNRO</b>			
1	----		15:33:07.356
2	<b>1:05.896</b>	+1.304	15:34:13.252
3	<b>1:04.592</b>	-	15:35:17.844
4	<b>1:04.718</b>	+0.126	15:36:22.562
5	<b>1:05.685</b>	+1.093	15:37:28.247
6	<b>1:05.009</b>	+0.417	15:38:33.256
7	<b>1:05.574</b>	+0.982	15:39:38.830
8	<b>1:05.315</b>	+0.723	15:40:44.145
9	<b>1:05.144</b>	+0.552	15:41:49.289
10	<b>1:05.060</b>	+0.468	15:42:54.349
<b>Best Tm: 1:04.592</b>			

Lap	Lap Tm	Diff	Time of Day
<b>(7) Jamie BICKET</b>			
1	----		15:33:07.578
2	<b>1:06.371</b>	+1.510	15:34:13.949
3	<b>1:06.133</b>	+1.272	15:35:20.082
4	<b>1:05.484</b>	+0.623	15:36:25.566
5	<b>1:04.931</b>	+0.070	15:37:30.497
6	<b>1:04.861</b>	-	15:38:35.358
7	<b>1:05.061</b>	+0.200	15:39:40.419
8	<b>1:04.883</b>	+0.022	15:40:45.302
9	<b>1:05.483</b>	+0.622	15:41:50.785
10	<b>1:06.423</b>	+1.562	15:42:57.208
<b>Best Tm: 1:04.861</b>			

Chief Timekeeper - David Sharp

Clerk of the Course

Sig. Time

Results can be downloaded at [www.smart-timing.co.uk](http://www.smart-timing.co.uk)

Printed: 27/08/2007 20:54:23

Orbits 4

[www.amb-it.com](http://www.amb-it.com)

[www.mylaps.com](http://www.mylaps.com)

Licensed to: SMART

SMRC Border Raider Meeting

Scottish XR2 Championship

Knockhill 1.280 Miles

Race 12- Second Race

12/08/2007 14:40

Race (10 Laps)

Lap	Lap Tm	Diff	Time of Day
1	----		15:33:09.901
2	<b>1:06.244</b>	+1.151	15:34:16.145
3	<b>1:06.309</b>	+1.216	15:35:22.454
4	<b>1:05.612</b>	+0.519	15:36:28.066
5	<b>1:06.046</b>	+0.953	15:37:34.112
6	<b>1:05.227</b>	+0.134	15:38:39.339
7	<b>1:05.097</b>	+0.004	15:39:44.436
8	<b>1:05.093</b>	-	15:40:49.529
9	<b>1:05.127</b>	+0.034	15:41:54.656
10	<b>1:05.146</b>	+0.053	15:42:59.802

Best Tm: 1:05.093

(39) Stuart WILSON

1	----		15:33:07.954
2	<b>1:06.867</b>	+0.822	15:34:14.821
3	<b>1:06.662</b>	+0.617	15:35:21.483
4	<b>1:06.352</b>	+0.307	15:36:27.835
5	<b>1:06.495</b>	+0.450	15:37:34.330
6	<b>1:06.234</b>	+0.189	15:38:40.564
7	<b>1:06.129</b>	+0.084	15:39:46.693
8	<b>1:06.379</b>	+0.334	15:40:53.072
9	<b>1:06.045</b>	-	15:41:59.117
10	<b>1:06.442</b>	+0.397	15:43:05.559

Best Tm: 1:06.045

(25) Barry HOLMES

1	----		15:33:08.598
2	<b>1:08.344</b>	+2.500	15:34:16.942
3	<b>1:06.378</b>	+0.534	15:35:23.320
4	<b>1:06.570</b>	+0.726	15:36:29.890
5	<b>1:05.876</b>	+0.032	15:37:35.766
6	<b>1:06.865</b>	+1.021	15:38:42.631
7	<b>1:06.282</b>	+0.438	15:39:48.913
8	<b>1:07.305</b>	+1.461	15:40:56.218
9	<b>1:06.028</b>	+0.184	15:42:02.246
10	<b>1:05.844</b>	-	15:43:08.090

Best Tm: 1:05.844

(33) Callum DRYBURGH

1	----		15:33:07.930
2	<b>1:07.594</b>	+1.548	15:34:15.524
3	<b>1:06.934</b>	+0.888	15:35:22.458
4	<b>1:06.682</b>	+0.636	15:36:29.140
5	<b>1:06.046</b>	-	15:37:35.186
6	<b>1:06.481</b>	+0.435	15:38:41.667
7	<b>1:07.141</b>	+1.095	15:39:48.808
8	<b>1:08.764</b>	+2.718	15:40:57.572
9	<b>1:06.651</b>	+0.605	15:42:04.223
10	<b>1:06.367</b>	+0.321	15:43:10.590

Best Tm: 1:06.046

(15) John TURNER

1	----		15:33:08.592
---	------	--	--------------

Lap	Lap Tm	Diff	Time of Day
2	<b>1:07.512</b>	+1.469	15:34:16.104
3	<b>1:06.909</b>	+0.866	15:35:23.013
4	<b>1:06.544</b>	+0.501	15:36:29.557
5	<b>1:06.043</b>	-	15:37:35.600
6	<b>1:07.453</b>	+1.410	15:38:43.053
7	<b>1:06.114</b>	+0.071	15:39:49.167
8	<b>1:07.895</b>	+1.852	15:40:57.062
9	<b>1:07.423</b>	+1.380	15:42:04.485
10	<b>1:06.529</b>	+0.486	15:43:11.014

Best Tm: 1:06.043

(19) Ian MAUGHAN

1	----		15:33:10.127
2	<b>1:07.867</b>	+1.807	15:34:17.994
3	<b>1:07.149</b>	+1.089	15:35:25.143
4	<b>1:07.626</b>	+1.566	15:36:32.769
5	<b>1:06.958</b>	+0.898	15:37:39.727
6	<b>1:07.180</b>	+1.120	15:38:46.907
7	<b>1:06.712</b>	+0.652	15:39:53.619
8	<b>1:06.817</b>	+0.757	15:41:00.436
9	<b>1:06.300</b>	+0.240	15:42:06.736
10	<b>1:06.060</b>	-	15:43:12.796

Best Tm: 1:06.060

(18) Charlie THORNTON

1	----		15:33:11.369
2	<b>1:07.551</b>	+1.443	15:34:18.920
3	<b>1:06.804</b>	+0.696	15:35:25.724
4	<b>1:07.952</b>	+1.844	15:36:33.676
5	<b>1:07.396</b>	+1.288	15:37:41.072
6	<b>1:07.478</b>	+1.370	15:38:48.550
7	<b>1:06.841</b>	+0.733	15:39:55.391
8	<b>1:06.269</b>	+0.161	15:41:01.660
9	<b>1:06.218</b>	+0.110	15:42:07.878
10	<b>1:06.108</b>	-	15:43:13.986

Best Tm: 1:06.108

(74) Stewart ELKIN

1	----		15:33:11.545
2	<b>1:09.165</b>	+1.700	15:34:20.710
3	<b>1:07.533</b>	+0.068	15:35:28.243
4	<b>1:07.760</b>	+0.295	15:36:36.003
5	<b>1:07.644</b>	+0.179	15:37:43.647
6	<b>1:08.392</b>	+0.927	15:38:52.039
7	<b>1:10.060</b>	+2.595	15:40:02.099
8	<b>1:08.731</b>	+1.266	15:41:10.830
9	<b>1:07.819</b>	+0.354	15:42:18.649
10	<b>1:07.465</b>	-	15:43:26.114

Best Tm: 1:07.465

(99) Scott MORRISON

1	----		15:33:02.062
2	<b>1:06.223</b>	+1.153	15:34:08.285

Lap	Lap Tm	Diff	Time of Day
3	<b>1:05.868</b>	+0.798	15:35:14.153
4	<b>1:05.549</b>	+0.479	15:36:19.702
5	<b>1:05.070</b>	-	15:37:24.772

Best Tm: 1:05.070

(1) Scott FRASER

1	----		15:33:38.008
---	------	--	--------------

Best Tm: ----

Chief Timekeeper - David Sharp

Clerk of the Course

Sig. Time

Results can be downloaded at [www.smart-timing.co.uk](http://www.smart-timing.co.uk)

Printed: 27/08/2007 20:54:23

Orbits 4

[www.amb-it.com](http://www.amb-it.com)

[www.mylaps.com](http://www.mylaps.com)

Licensed to: SMART

Scottish XR2 Championship

Knockhill 1.280 Miles

Race 12- Second Race

12/08/2007 14:40

Race (10 Laps)

Competitors	Laps									
	1	2	3	4	5	6	7	8	9	10
Graham WHITEHILL (27)	1	27	27	27	27	27	27	27	27	27
Willie DAVIDSON (76)	2	76	76	76	76	76	76	76	76	10
Charlie COPE (10)	3	10	10	10	10	10	10	10	10	2
Scott MORRISON (99)	4	99	2	2	2	2	2	2	2	76
Andrew WINCHESTER (2)	5	2	99	32	32	32	32	32	32	32
Dave COLVILLE (32)	6	32	32	99	99	99	5	5	14	14
Colin MacKINNON (5)	7	5	5	5	5	14	14	5	5	5
Alistair FRASER (6)	8	6	6	6	14	14	6	6	6	6
Iain FRASER (14)	9	14	14	14	6	6	4	4	4	4
Stewart SCOTT (4)	10	4	4	4	4	4	9	9	9	3
Derek McDOUGALL (9)	11	9	9	9	9	9	23	3	23	3
Ian MUNRO (23)	12	23	23	23	23	23	3	23	3	23
Callum DRYBURGH (33)	13	33	39	39	3	3	7	7	7	7
Stuart WILSON (39)	14	39	3	3	39	7	39	39	39	39
John TURNER (15)	15	15	33	7	7	39	33	33	25	25
Barry HOLMES (25)	16	25	15	33	33	33	25	25	15	33
Peter CRUICKSHANK (3)	17	3	7	15	15	15	15	15	33	15
Jamie BICKET (7)	18	7	25	25	25	25	19	19	19	19
Ian MAUGHAN (19)	19	19	19	19	19	19	18	18	18	18
Charlie THORNTON (18)	20	18	18	18	18	18	74	74	74	74
Stewart ELKIN (74)	21	74	74	74	74	74				
Scott FRASER (1)	22	1								

Chief Timekeeper - David Sharp

Orbits 4

Clerk of the Course

www.amb-it.com

Sig. Time

www.mylaps.com

Results can be downloaded at www.smart-timing.co.uk

Licensed to: SMART

## SMRC Formula Ford Championship

Knockhill 1.280 Miles

## Race 12A - Second Race

12/08/2007 15:00

## Race (10 Laps)

Pos	No.	Name	Make/Model	CC	Class	Laps	Total Tm	Diff	Avg. Speed	Best Tm	Lap
1	30	Mike GARDINER	Van Diemen RF90	1600	FF16	10	10:17.264	-	74.652	1:00.379	9
2	33	Graham CARROLL	Van Diemen	1600	FF16	10	10:20.394	+3.130	74.275	59.868	9
3	5	Stuart THORBURN	Van Diemen	1800	FF16	10	10:21.741	+4.477	74.114	1:00.658	9
4	21	Alan KIRKCALDY	Van Diemen	1600	FF16	10	10:21.985	+4.721	74.085	59.855	10
5	7	Craig BRUNTON	Van Diemen	1600	FF16	10	10:27.506	+10.242	73.434	1:00.847	10
6	22	Elliot MASON	Van Diemen	1600	FF16	10	10:27.826	+10.562	73.396	1:00.662	10
7	8	Louis Di RESTA	Van Diemen	1600	FF16	10	10:34.077	+16.813	72.673	1:00.726	8
8	66	Rory BUTCHER	Van Diemen	1600	FF16	10	10:36.587	+19.323	72.386	59.824	9
9	23	Andrew CHESHER	Van Diemen	1600	FF16	10	10:44.251	+26.987	71.525	1:01.575	8
10	10	Angus GEDDES	Van Diemen	1600	FF16	10	10:55.866	+38.602	70.258	1:02.610	8
11	4	Graham LEGGET	Crossle	1600	FF16	10	10:56.695	+39.431	70.170	1:03.960	6
12	19	Andrew McGREGOR	Van Diemen RF86	1600	FF16	10	10:57.004	+39.740	70.137	1:03.614	6
13	3	Adrian HAMILTON	Van Diemen	1600	FF16	10	10:57.128	+39.864	70.123	1:02.075	10
14	70	David THORBURN	Van Diemen	1600	FF16	10	11:08.802	+51.538	68.899	1:03.120	7
15	91	David ROBERTSON	Van Diemen	1600	FF16	10	11:10.166	+52.902	68.759	1:04.414	8
16	40	Laurie HUGHES	Van Diemen	1600	FF16	10	11:13.563	+56.299	68.412	1:04.138	10
17	42	Roy MacGREGOR	Van Diemen	1600	FF16	10	11:22.366	+1:05.102	67.530	1:04.839	8
18	15	Dane CHRISTISON	Van Diemen	1600	FF16	9	10:24.516	1 Lap	66.407	1:05.904	8
19	6	Ian THOMAS	Swift	1600	FF16	9	10:45.774	+21.258	64.221	1:09.042	5

## Not classified

DNF	78	David HEADEN	Swift	1600	FF16	8	9:11.392	-	66.856	1:02.805	6
DNF	16	Robert THOMSON	Van Diemen	1600	FF16	5	5:26.766	-	70.509	1:02.294	5
DNF	11	Kyle MURCHIE	Van Diemen	1600	FF16	5	6:20.740	-	60.514	1:11.039	3
DNF	12	David KERR	Van Diemen	1600	FF16	4	4:58.119	-	61.828	1:08.389	2
DNF	46	Martin PIERACCINI	Van Diemen	1600	FF16	2	2:18.699	-	66.446	1:05.886	2

Margin of Victory	Avg. Speed	Best Lap Tm	Best Spd	Best Lap by
+3.130	74.652	59.824	77.026	[66] Rory BUTCHER

Chief Timekeeper - David Sharp

Orbits 4

Clerk of the Course

www.amb-it.com

Sig.

Time

www.mylaps.com

Results can be downloaded at www.smart-timing.co.uk

Licensed to: SMART

SMRC Border Raider Meeting

SMRC Formula Ford Championship

Knockhill 1.280 Miles

Race 12A - Second Race

12/08/2007 15:00

Race (10 Laps)

Lap	Lap Tm	Diff	Time of Day
<b>(30) Mike GARDINER</b>			
1	----		15:57:42.759
2	<b>1:02.144</b>	+1.765	15:58:44.903
3	<b>1:02.094</b>	+1.715	15:59:46.997
4	<b>1:01.634</b>	+1.255	16:00:48.631
5	<b>1:01.657</b>	+1.278	16:01:50.288
6	<b>1:01.110</b>	+0.731	16:02:51.398
7	<b>1:00.906</b>	+0.527	16:03:52.304
8	<b>1:00.912</b>	+0.533	16:04:53.216
9	<b>1:00.379</b>	-	16:05:53.595
10	<b>1:00.649</b>	+0.270	16:06:54.244
Best Tm: 1:00.379			

Lap	Lap Tm	Diff	Time of Day
<b>(33) Graham CARROLL</b>			
1	----		15:57:43.087
2	<b>1:03.109</b>	+3.241	15:58:46.196
3	<b>1:02.953</b>	+3.085	15:59:49.149
4	<b>1:02.404</b>	+2.536	16:00:51.553
5	<b>1:01.976</b>	+2.108	16:01:53.529
6	<b>1:00.880</b>	+1.012	16:02:54.409
7	<b>1:00.910</b>	+1.042	16:03:55.319
8	<b>1:00.904</b>	+1.036	16:04:56.223
9	<b>59.868</b>	-	16:05:56.091
10	<b>1:01.283</b>	+1.415	16:06:57.374
Best Tm: 59.868			

Lap	Lap Tm	Diff	Time of Day
<b>(5) Stuart THORBURN</b>			
1	----		15:57:43.698
2	<b>1:02.353</b>	+1.695	15:58:46.051
3	<b>1:02.963</b>	+2.305	15:59:49.014
4	<b>1:02.210</b>	+1.552	16:00:51.224
5	<b>1:01.627</b>	+0.969	16:01:52.851
6	<b>1:01.244</b>	+0.586	16:02:54.095
7	<b>1:01.140</b>	+0.482	16:03:55.235
8	<b>1:01.798</b>	+1.140	16:04:57.033
9	<b>1:00.658</b>	-	16:05:57.691
10	<b>1:01.030</b>	+0.372	16:06:58.721
Best Tm: 1:00.658			

Lap	Lap Tm	Diff	Time of Day
<b>(21) Alan KIRKCALDY</b>			
1	----		15:57:45.047
2	<b>1:03.140</b>	+3.285	15:58:48.187
3	<b>1:03.006</b>	+3.151	15:59:51.193
4	<b>1:02.076</b>	+2.221	16:00:53.269
5	<b>1:01.795</b>	+1.940	16:01:55.064
6	<b>1:01.304</b>	+1.449	16:02:56.368
7	<b>1:01.031</b>	+1.176	16:03:57.399
8	<b>1:01.413</b>	+1.558	16:04:58.812
9	<b>1:00.298</b>	+0.443	16:05:59.110
10	<b>59.855</b>	-	16:06:58.965
Best Tm: 59.855			

Lap	Lap Tm	Diff	Time of Day
<b>(7) Craig BRUNTON</b>			
1	----		15:57:45.474
2	<b>1:02.949</b>	+2.102	15:58:48.423
3	<b>1:03.450</b>	+2.603	15:59:51.873
4	<b>1:03.224</b>	+2.377	16:00:55.097
5	<b>1:01.972</b>	+1.125	16:01:57.069
6	<b>1:02.203</b>	+1.356	16:02:59.272
7	<b>1:01.295</b>	+0.448	16:04:00.567
8	<b>1:01.664</b>	+0.817	16:05:02.231
9	<b>1:01.408</b>	+0.561	16:06:03.639
10	<b>1:00.847</b>	-	16:07:04.486
Best Tm: 1:00.847			

Lap	Lap Tm	Diff	Time of Day
<b>(22) Elliot MASON</b>			
1	----		15:57:46.992
2	<b>1:03.012</b>	+2.350	15:58:50.004
3	<b>1:03.053</b>	+2.391	15:59:53.057
4	<b>1:02.979</b>	+2.317	16:00:56.036
5	<b>1:02.255</b>	+1.593	16:01:58.291
6	<b>1:01.835</b>	+1.173	16:03:00.126
7	<b>1:01.327</b>	+0.665	16:04:01.453
8	<b>1:01.339</b>	+0.677	16:05:02.792
9	<b>1:01.352</b>	+0.690	16:06:04.144
10	<b>1:00.662</b>	-	16:07:04.806
Best Tm: 1:00.662			

Lap	Lap Tm	Diff	Time of Day
<b>(8) Louis Di RESTA</b>			
1	----		15:57:50.734
2	<b>1:05.149</b>	+4.423	15:58:55.883
3	<b>1:04.516</b>	+3.790	16:00:00.399
4	<b>1:02.516</b>	+1.790	16:01:02.915
5	<b>1:01.976</b>	+1.250	16:02:04.891
6	<b>1:01.464</b>	+0.738	16:03:06.355
7	<b>1:01.490</b>	+0.764	16:04:07.845
8	<b>1:00.726</b>	-	16:05:08.571
9	<b>1:00.862</b>	+0.136	16:06:09.433
10	<b>1:01.624</b>	+0.898	16:07:11.057
Best Tm: 1:00.726			

Lap	Lap Tm	Diff	Time of Day
<b>(66) Rory BUTCHER</b>			
1	----		15:57:53.322
2	<b>1:03.336</b>	+3.512	15:58:56.658
3	<b>1:05.943</b>	+6.119	16:00:02.601
4	<b>1:04.687</b>	+4.863	16:01:07.288
5	<b>1:02.196</b>	+2.372	16:02:09.484
6	<b>1:01.543</b>	+1.719	16:03:11.027
7	<b>1:00.946</b>	+1.122	16:04:11.973
8	<b>1:00.526</b>	+0.702	16:05:12.499
9	<b>59.824</b>	-	16:06:12.323
10	<b>1:01.244</b>	+1.420	16:07:13.567
Best Tm: 59.824			

Lap	Lap Tm	Diff	Time of Day
<b>(23) Andrew CHESHER</b>			

Lap	Lap Tm	Diff	Time of Day
<b>(10) Angus GEDDES</b>			
1	----		15:57:47.674
2	<b>1:06.216</b>	+4.641	15:58:53.890
3	<b>1:05.219</b>	+3.644	15:59:59.109
4	<b>1:03.434</b>	+1.859	16:01:02.543
5	<b>1:03.560</b>	+1.985	16:02:06.103
6	<b>1:03.146</b>	+1.571	16:03:09.249
7	<b>1:03.126</b>	+1.551	16:04:12.375
8	<b>1:01.575</b>	-	16:05:13.950
9	<b>1:04.275</b>	+2.700	16:06:18.225
10	<b>1:03.006</b>	+1.431	16:07:21.231
Best Tm: 1:01.575			

Lap	Lap Tm	Diff	Time of Day
<b>(4) Graham LEGGET</b>			
1	----		15:57:49.442
2	<b>1:05.855</b>	+3.245	15:58:55.297
3	<b>1:06.880</b>	+4.270	16:00:02.177
4	<b>1:10.091</b>	+7.481	16:01:12.268
5	<b>1:04.197</b>	+1.587	16:02:16.465
6	<b>1:03.375</b>	+0.765	16:03:19.840
7	<b>1:02.616</b>	+0.006	16:04:22.456
8	<b>1:02.610</b>	-	16:05:25.066
9	<b>1:03.724</b>	+1.114	16:06:28.790
10	<b>1:04.056</b>	+1.446	16:07:32.846
Best Tm: 1:02.610			

Lap	Lap Tm	Diff	Time of Day
<b>(19) Andrew McGREGOR</b>			
1	----		15:57:49.166
2	<b>1:05.655</b>	+1.695	15:58:54.821
3	<b>1:06.633</b>	+2.673	16:00:01.454
4	<b>1:05.224</b>	+1.264	16:01:06.678
5	<b>1:04.649</b>	+0.689	16:02:11.327
6	<b>1:03.960</b>	-	16:03:15.287
7	<b>1:04.072</b>	+0.112	16:04:19.359
8	<b>1:04.796</b>	+0.836	16:05:24.155
9	<b>1:04.204</b>	+0.244	16:06:28.359
10	<b>1:05.316</b>	+1.356	16:07:33.675
Best Tm: 1:03.960			

Lap	Lap Tm	Diff	Time of Day
<b>(3) Adrian HAMILTON</b>			
1	----		15:57:51.866
2	<b>1:05.252</b>	+1.638	15:58:57.118
3	<b>1:05.652</b>	+2.038	16:00:02.770
4	<b>1:05.811</b>	+2.197	16:01:08.581
5	<b>1:04.059</b>	+0.445	16:02:12.640
6	<b>1:03.614</b>	-	16:03:16.254
7	<b>1:03.799</b>	+0.185	16:04:20.053
8	<b>1:04.419</b>	+0.805	16:05:24.472
9	<b>1:04.226</b>	+0.612	16:06:28.698
10	<b>1:05.286</b>	+1.672	16:07:33.984
Best Tm: 1:03.614			

Chief Timekeeper - David Sharp

Clerk of the Course

Sig. Time

Results can be downloaded at [www.smart-timing.co.uk](http://www.smart-timing.co.uk)

Printed: 27/08/2007 20:29:37

Orbits 4

[www.amb-it.com](http://www.amb-it.com)

[www.mylaps.com](http://www.mylaps.com)

Licensed to: SMART

# SMRC Border Raider Meeting

## SMRC Formula Ford Championship

Knockhill 1.280 Miles

### Race 12A - Second Race

12/08/2007 15:00

### Race (10 Laps)

Lap	Lap Tm	Diff	Time of Day
1	-:--		15:57:53.941
2	<b>1:06.185</b>	+4.110	15:59:00.126
3	<b>1:09.361</b>	+7.286	16:00:09.487
4	<b>1:04.942</b>	+2.867	16:01:14.429
5	<b>1:04.528</b>	+2.453	16:02:18.957
6	<b>1:04.407</b>	+2.332	16:03:23.364
7	<b>1:02.885</b>	+0.810	16:04:26.249
8	<b>1:03.046</b>	+0.971	16:05:29.295
9	<b>1:02.738</b>	+0.663	16:06:32.033
10	<b>1:02.075</b>	-	16:07:34.108

Best Tm: 1:02.075

#### (70) David THORBURN

1	-:--		15:57:49.068
2	<b>1:21.810</b>	+18.690	15:59:10.878
3	<b>1:06.816</b>	+3.696	16:00:17.694
4	<b>1:06.024</b>	+2.904	16:01:23.718
5	<b>1:04.619</b>	+1.499	16:02:28.337
6	<b>1:04.197</b>	+1.077	16:03:32.534
7	<b>1:03.120</b>	-	16:04:35.654
8	<b>1:03.418</b>	+0.298	16:05:39.072
9	<b>1:03.157</b>	+0.037	16:06:42.229
10	<b>1:03.553</b>	+0.433	16:07:45.782

Best Tm: 1:03.120

#### (91) David ROBERTSON

1	-:--		15:57:52.471
2	<b>1:08.327</b>	+3.913	15:59:00.798
3	<b>1:07.982</b>	+3.568	16:00:08.780
4	<b>1:07.232</b>	+2.818	16:01:16.012
5	<b>1:06.041</b>	+1.627	16:02:22.053
6	<b>1:05.255</b>	+0.841	16:03:27.308
7	<b>1:04.851</b>	+0.437	16:04:32.159
8	<b>1:04.414</b>	-	16:05:36.573
9	<b>1:05.786</b>	+1.372	16:06:42.359
10	<b>1:04.787</b>	+0.373	16:07:47.146

Best Tm: 1:04.414

#### (40) Laurie HUGHES

1	-:--		15:57:53.033
2	<b>1:06.646</b>	+2.508	15:58:59.679
3	<b>1:06.142</b>	+2.004	16:00:05.821
4	<b>1:06.093</b>	+1.955	16:01:11.914
5	<b>1:05.736</b>	+1.598	16:02:17.650
6	<b>1:04.844</b>	+0.706	16:03:22.494
7	<b>1:04.563</b>	+0.425	16:04:27.057
8	<b>1:04.577</b>	+0.439	16:05:31.634
9	<b>1:14.771</b>	+10.633	16:06:46.405
10	<b>1:04.138</b>	-	16:07:50.543

Best Tm: 1:04.138

#### (42) Roy MacGREGOR

1	-:--		15:57:55.382
---	------	--	--------------

Lap	Lap Tm	Diff	Time of Day
2	<b>1:08.969</b>	+4.130	15:59:04.351
3	<b>1:07.741</b>	+2.902	16:00:12.092
4	<b>1:08.974</b>	+4.135	16:01:21.066
5	<b>1:07.739</b>	+2.900	16:02:28.805
6	<b>1:06.509</b>	+1.670	16:03:35.314
7	<b>1:05.867</b>	+1.028	16:04:41.181
8	<b>1:04.839</b>	-	16:05:46.020
9	<b>1:05.235</b>	+0.396	16:06:51.255
10	<b>1:08.091</b>	+3.252	16:07:59.346

Best Tm: 1:04.839

#### (15) Dane CHRISTISON

1	-:--		15:57:59.944
2	<b>1:10.025</b>	+4.121	15:59:09.969
3	<b>1:06.715</b>	+0.811	16:00:16.684
4	<b>1:09.392</b>	+3.488	16:01:26.076
5	<b>1:06.934</b>	+1.030	16:02:33.010
6	<b>1:06.585</b>	+0.681	16:03:39.595
7	<b>1:07.179</b>	+1.275	16:04:46.774
8	<b>1:05.904</b>	-	16:05:52.678
9	<b>1:08.818</b>	+2.914	16:07:01.496

Best Tm: 1:05.904

#### (6) Ian THOMAS

1	-:--		15:57:59.365
2	<b>1:13.839</b>	+4.797	15:59:13.204
3	<b>1:10.804</b>	+1.762	16:00:24.008
4	<b>1:09.431</b>	+0.389	16:01:33.439
5	<b>1:09.042</b>	-	16:02:42.481
6	<b>1:09.646</b>	+0.604	16:03:52.127
7	<b>1:11.131</b>	+2.089	16:05:03.258
8	<b>1:10.413</b>	+1.371	16:06:13.671
9	<b>1:09.083</b>	+0.041	16:07:22.754

Best Tm: 1:09.042

#### (78) David HEADEN

1	-:--		15:57:54.957
2	<b>1:06.083</b>	+3.278	15:59:01.040
3	<b>1:06.300</b>	+3.495	16:00:07.340
4	<b>1:03.659</b>	+0.854	16:01:10.999
5	<b>1:03.012</b>	+0.207	16:02:14.011
6	<b>1:02.805</b>	-	16:03:16.816
7	<b>1:14.953</b>	+12.148	16:04:31.769
8	<b>1:16.603</b>	+13.798	16:05:48.372

Best Tm: 1:02.805

#### (16) Robert THOMSON

1	-:--		15:57:50.130
2	<b>1:05.248</b>	+2.954	15:58:55.378
3	<b>1:03.244</b>	+0.950	15:59:58.622
4	<b>1:02.830</b>	+0.536	16:01:01.452
5	<b>1:02.294</b>	-	16:02:03.746

Best Tm: 1:02.294

Lap	Lap Tm	Diff	Time of Day
<b>(11) Kyle MURCHIE</b>			
1	-:--		15:58:08.487
2	<b>1:11.339</b>	+0.300	15:59:19.826
3	<b>1:11.039</b>	-	16:00:30.865
4	<b>1:11.052</b>	+0.013	16:01:41.917
5	<b>1:15.803</b>	+4.764	16:02:57.720

Best Tm: 1:11.039

#### (12) David KERR

1	-:--		15:57:54.738
2	<b>1:08.389</b>	-	15:59:03.127
3	<b>1:09.019</b>	+0.630	16:00:12.146
4	<b>1:22.953</b>	+14.564	16:01:35.099

Best Tm: 1:08.389

#### (46) Martin PIERACCINI

1	-:--		15:57:49.793
2	<b>1:05.886</b>	-	15:58:55.679

Best Tm: 1:05.886

Chief Timekeeper - David Sharp

Clerk of the Course

Sig. Time

Results can be downloaded at [www.smart-timing.co.uk](http://www.smart-timing.co.uk)

Printed: 27/08/2007 20:29:37

Orbits 4

[www.amb-it.com](http://www.amb-it.com)

[www.mylaps.com](http://www.mylaps.com)

Licensed to: SMART



SMRC Formula Ford Championship

Knockhill 1.280 Miles

Race 12A - Second Race

12/08/2007 15:00

Race (10 Laps)

Competitors	Laps									
	1	2	3	4	5	6	7	8	9	10
Mike GARDINER (30)	1	30	30	30	30	30	30	30	30	30
Graham CARROLL (33)	2	33	5	5	5	5	5	5	33	33
Stuart THORBURN (5)	3	5	33	33	33	33	33	33	5	5
Alan KIRKCALDY (21)	4	21	21	21	21	21	21	21	21	21
Craig BRUNTON (7)	5	7	7	7	7	7	7	7	7	7
Elliot MASON (22)	6	22	22	22	22	22	22	22	22	22
Andrew CHESHER (23)	7	23	23	16	16	16	8	8	8	8
David THORBURN (70)	8	70	4	23	23	8	23	66	66	66
Graham LEGGET (4)	9	4	10	8	8	23	66	23	23	23
Angus GEDDES (10)	10	10	16	4	4	66	4	4	4	10
Martin PIERACCINI (46)	11	46	46	10	66	4	19	19	19	4
Robert THOMSON (16)	12	16	8	66	19	19	78	10	10	19
Louis Di RESTA (8)	13	8	66	19	78	78	10	3	3	3
Andrew McGREGOR (19)	14	19	19	40	40	10	40	40	40	70
David ROBERTSON (91)	15	91	40	78	10	40	3	78	91	91
Laurie HUGHES (40)	16	40	3	91	3	3	91	91	70	40
Rory BUTCHER (66)	17	66	91	3	91	91	70	70	42	42
Adrian HAMILTON (3)	18	3	78	42	42	70	42	42	78	15
David KERR (12)	19	12	12	12	70	42	15	15	15	6
David HEADEN (78)	20	78	42	15	15	15	6	6	6	
Roy MacGREGOR (42)	21	42	15	70	6	6				
Ian THOMAS (6)	22	6	70	6	12	11				
Dane CHRISTISON (15)	23	15	6	11	11					
Kyle MURCHIE (11)	24	11	11							

Chief Timekeeper - David Sharp

Orbits 4

Clerk of the Course

www.amb-it.com

Sig. Time

www.mylaps.com

Results can be downloaded at www.smart-timing.co.uk

Licensed to: SMART

## Scottish Legends Championship

Knockhill 1.280 Miles

Race 14 - Final

12/08/2007 15:40

Race (10 Laps)

Pos	No.	Name	Make/Model	CC	Class	Laps	Total Tm	Diff	Avg. Speed	Best Tm	Lap
1	50	Dave NEWSHAM	Ford Coupe	1250	L	10	10:29.230	-	73.232	1:01.158	3
2	22	Benjamin MASON	Ford Sedan	1250	L	10	10:30.828	+1.598	73.047	1:01.055	5
3	28	Frank HYNDS	Legend	1250	L	10	10:34.172	+4.942	72.662	1:02.316	4
4	69	Gerard McCOSH	Ford Coupe	1250	L	10	10:42.967	+13.737	71.668	1:01.376	8
5	68	Carol BROWN	Ford Sedan	1200	L	10	10:43.128	+13.898	71.650	1:02.127	5
6	26	Steve REYNOLDS	Legend	1250	L	10	10:44.111	+14.881	71.540	1:02.682	10
7	23	Alistair GAULD	Legend	1200	L	10	10:45.228	+15.998	71.417	1:02.843	10
8	37	Rory BRYANT	Ford Sedan	1250	LS	10	10:45.452	+16.222	71.392	1:02.485	8
9	25	Pat HYNDS	34 Chevy	1250	L	10	10:46.593	+17.363	71.266	1:02.826	10
10	88	Jason OGG	34 Chevy Coupe	1250	L	10	10:49.847	+20.617	70.909	1:03.486	8
11	80	Steve COULL	Legend	1250	L	10	10:57.887	+28.657	70.042	1:03.878	9
12	99	Gordon MANN	37 Ford Sedan	1250	LS	10	11:03.263	+34.033	69.475	1:03.466	6
13	90	Mark LEES	Dodge Coupe	1250	L	10	11:05.212	+35.982	69.271	1:04.186	10
14	4	Tony CAIG	37 Chevy	1250	L	10	11:06.399	+37.169	69.148	1:03.812	6
15	44	Andrew DONALD	Ford Sedan	1250	L	10	11:13.381	+44.151	68.431	1:02.824	3
16	46	Murray FORD	Legend	1200	L	10	11:21.378	+52.148	67.628	1:06.110	9
17	60	Michael HOGG	Chevy	1250	LS	10	11:24.543	+55.313	67.315	1:06.216	9

## Not classified

DNF	6	Ross MARSHALL	Legend	1250	L	3	3:46.695	-	60.981	1:06.603	2
DNF	70	David THORBURN	34 Ford Coupe	1200	L	1	1:36.283	-	47.859	1:32.261	1

Margin of Victory	Avg. Speed	Best Lap Tm	Best Spd	Best Lap by
+1.598	73.232	1:01.055	75.473	[22] Benjamin MASON

Chief Timekeeper - David Sharp

Orbits 4

Clerk of the Course

www.amb-it.com

Sig.

Time

www.mylaps.com

Results can be downloaded at www.smart-timing.co.uk

Licensed to: SMART

Scottish Legends Championship

Knockhill 1.280 Miles

Race 14 - Final

12/08/2007 15:40

Race (10 Laps)

Competitors	Laps										
	0	1	2	3	4	5	6	7	8	9	10
Steve REYNOLDS (26)	1	26	28	28	50	50	50	50	50	50	50
Frank HYNDS (28)	2	28	26	26	28	28	28	28	22	22	22
Michael HOGG (60)	3	60	44	50	26	26	22	22	28	28	28
Andrew DONALD (44)	4	44	23	44	44	22	26	26	26	68	69
Alistair GAULD (23)	5	23	50	23	23	23	68	68	68	69	68
Mark LEES (90)	6	90	88	88	22	68	68	23	23	23	26
Jason OGG (88)	7	88	60	22	88	88	88	37	69	69	23
Gordon MANN (99)	8	99	25	25	25	25	25	37	37	37	37
David THORBURN (70)	9	70	22	68	68	37	37	69	25	25	25
Pat HYNDS (25)	10	25	90	37	37	69	69	88	88	88	88
Steve COULL (80)	11	80	68	80	80	80	80	80	80	80	80
Rory BRYANT (37)	12	37	37	60	69	90	90	90	90	99	99
Carol BROWN (68)	13	68	80	99	90	4	99	99	99	90	4
Gerard McCOSH (69)	14	69	99	90	4	99	4	4	4	4	90
Dave NEWSHAM (50)	15	50	4	4	99	46	46	46	46	44	44
Benjamin MASON (22)	16	22	6	69	46	60	60	44	44	46	46
Tony CAIG (4)	17	4	69	6	60	44	44	60	60	60	60
Murray FORD (46)	18	46	46	46	6						
Ross MARSHALL (6)	19	6	70								

Chief Timekeeper - David Sharp

Orbits 4

Clerk of the Course

www.amb-it.com

Sig. Time

www.mylaps.com

Results can be downloaded at www.smart-timing.co.uk

Licensed to: SMART

SMRC Border Raider Meeting

Scottish Legends Championship

Knockhill 1.280 Miles

Race 14 - Final

12/08/2007 15:40

Race (10 Laps)

Lap	Lap Tm	Diff	Time of Day
<b>(50) Dave NEWSHAM</b>			
1	<b>1:06.915</b>	+5.757	16:21:34.212
2	<b>1:01.171</b>	+0.013	16:22:35.383
3	<b>1:01.158</b>	-	16:23:36.541
4	<b>1:01.682</b>	+0.524	16:24:38.223
5	<b>1:01.662</b>	+0.504	16:25:39.885
6	<b>1:01.588</b>	+0.430	16:26:41.473
7	<b>1:01.564</b>	+0.406	16:27:43.037
8	<b>1:02.061</b>	+0.903	16:28:45.098
9	<b>1:02.438</b>	+1.280	16:29:47.536
10	<b>1:03.120</b>	+1.962	16:30:50.656
<b>Best Tm: 1:01.158</b>			

Lap	Lap Tm	Diff	Time of Day
<b>(22) Benjamin MASON</b>			
1	<b>1:10.124</b>	+9.069	16:21:37.443
2	<b>1:03.325</b>	+2.270	16:22:40.768
3	<b>1:01.673</b>	+0.618	16:23:42.441
4	<b>1:01.547</b>	+0.492	16:24:43.988
5	<b>1:01.055</b>	-	16:25:45.043
6	<b>1:01.125</b>	+0.070	16:26:46.168
7	<b>1:01.267</b>	+0.212	16:27:47.435
8	<b>1:02.209</b>	+1.154	16:28:49.644
9	<b>1:01.326</b>	+0.271	16:29:50.970
10	<b>1:01.284</b>	+0.229	16:30:52.254
<b>Best Tm: 1:01.055</b>			

Lap	Lap Tm	Diff	Time of Day
<b>(28) Frank HYNDS</b>			
1	<b>1:08.072</b>	+5.756	16:21:31.055
2	<b>1:02.944</b>	+0.628	16:22:33.999
3	<b>1:03.172</b>	+0.856	16:23:37.171
4	<b>1:02.316</b>	-	16:24:39.487
5	<b>1:02.380</b>	+0.064	16:25:41.867
6	<b>1:02.345</b>	+0.029	16:26:44.212
7	<b>1:02.554</b>	+0.238	16:27:46.766
8	<b>1:02.928</b>	+0.612	16:28:49.694
9	<b>1:02.455</b>	+0.139	16:29:52.149
10	<b>1:03.449</b>	+1.133	16:30:55.598
<b>Best Tm: 1:02.316</b>			

Lap	Lap Tm	Diff	Time of Day
<b>(69) Gerard McCOSH</b>			
1	<b>1:12.663</b>	+11.287	16:21:39.534
2	<b>1:06.271</b>	+4.895	16:22:45.805
3	<b>1:03.945</b>	+2.569	16:23:49.750
4	<b>1:02.464</b>	+1.088	16:24:52.214
5	<b>1:01.922</b>	+0.546	16:25:54.136
6	<b>1:01.513</b>	+0.137	16:26:55.649
7	<b>1:02.188</b>	+0.812	16:27:57.837
8	<b>1:01.376</b>	-	16:28:59.213
9	<b>1:03.251</b>	+1.875	16:30:02.464
10	<b>1:01.929</b>	+0.553	16:31:04.393
<b>Best Tm: 1:01.376</b>			

Lap	Lap Tm	Diff	Time of Day
<b>(68) Carol BROWN</b>			
1	<b>1:11.117</b>	+8.990	16:21:37.870
2	<b>1:03.748</b>	+1.621	16:22:41.618
3	<b>1:02.553</b>	+0.426	16:23:44.171
4	<b>1:03.106</b>	+0.979	16:24:47.277
5	<b>1:02.127</b>	-	16:25:49.404
6	<b>1:02.748</b>	+0.621	16:26:52.152
7	<b>1:02.416</b>	+0.289	16:27:54.568
8	<b>1:03.519</b>	+1.392	16:28:58.087
9	<b>1:03.684</b>	+1.557	16:30:01.771
10	<b>1:02.783</b>	+0.656	16:31:04.554
<b>Best Tm: 1:02.127</b>			

Lap	Lap Tm	Diff	Time of Day
<b>(26) Steve REYNOLDS</b>			
1	<b>1:09.027</b>	+6.345	16:21:31.937
2	<b>1:03.382</b>	+0.700	16:22:35.319
3	<b>1:03.358</b>	+0.676	16:23:38.677
4	<b>1:02.746</b>	+0.064	16:24:41.423
5	<b>1:04.785</b>	+2.103	16:25:46.208
6	<b>1:03.466</b>	+0.784	16:26:49.674
7	<b>1:03.776</b>	+1.094	16:27:53.450
8	<b>1:04.610</b>	+1.928	16:28:58.060
9	<b>1:04.795</b>	+2.113	16:30:02.855
10	<b>1:02.682</b>	-	16:31:05.537
<b>Best Tm: 1:02.682</b>			

Lap	Lap Tm	Diff	Time of Day
<b>(23) Alistair GAULD</b>			
1	<b>1:08.596</b>	+5.753	16:21:32.589
2	<b>1:05.851</b>	+3.008	16:22:38.440
3	<b>1:03.921</b>	+1.078	16:23:42.361
4	<b>1:03.444</b>	+0.601	16:24:45.805
5	<b>1:03.405</b>	+0.562	16:25:49.210
6	<b>1:03.267</b>	+0.424	16:26:52.477
7	<b>1:03.285</b>	+0.442	16:27:55.762
8	<b>1:02.986</b>	+0.143	16:28:58.748
9	<b>1:05.063</b>	+2.220	16:30:03.811
10	<b>1:02.843</b>	-	16:31:06.654
<b>Best Tm: 1:02.843</b>			

Lap	Lap Tm	Diff	Time of Day
<b>(37) Rory BRYANT</b>			
1	<b>1:11.795</b>	+9.310	16:21:37.999
2	<b>1:03.827</b>	+1.342	16:22:41.826
3	<b>1:02.899</b>	+0.414	16:23:44.725
4	<b>1:03.593</b>	+1.108	16:24:48.318
5	<b>1:03.324</b>	+0.839	16:25:51.642
6	<b>1:03.145</b>	+0.660	16:26:54.787
7	<b>1:03.342</b>	+0.857	16:27:58.129
8	<b>1:02.485</b>	-	16:29:00.614
9	<b>1:03.417</b>	+0.932	16:30:04.031
10	<b>1:02.847</b>	+0.362	16:31:06.878
<b>Best Tm: 1:02.485</b>			

Lap	Lap Tm	Diff	Time of Day
<b>(25) Pat HYNDS</b>			

Lap	Lap Tm	Diff	Time of Day
<b>(88) Jason OGG</b>			
1	<b>1:11.326</b>	+8.500	16:21:36.959
2	<b>1:04.130</b>	+1.304	16:22:41.089
3	<b>1:02.928</b>	+0.102	16:23:44.017
4	<b>1:04.017</b>	+1.191	16:24:48.034
5	<b>1:03.529</b>	+0.703	16:25:51.563
6	<b>1:03.890</b>	+1.064	16:26:55.453
7	<b>1:03.482</b>	+0.656	16:27:58.935
8	<b>1:03.020</b>	+0.194	16:29:01.955
9	<b>1:03.238</b>	+0.412	16:30:05.193
10	<b>1:02.826</b>	-	16:31:08.019
<b>Best Tm: 1:02.826</b>			

Lap	Lap Tm	Diff	Time of Day
<b>(80) Steve COULL</b>			
1	<b>1:10.074</b>	+6.588	16:21:35.019
2	<b>1:04.435</b>	+0.949	16:22:39.454
3	<b>1:04.060</b>	+0.574	16:23:43.514
4	<b>1:04.002</b>	+0.516	16:24:47.516
5	<b>1:03.781</b>	+0.295	16:25:51.297
6	<b>1:04.506</b>	+1.020	16:26:55.803
7	<b>1:03.925</b>	+0.439	16:27:59.728
8	<b>1:03.486</b>	-	16:29:03.214
9	<b>1:03.645</b>	+0.159	16:30:06.859
10	<b>1:04.414</b>	+0.928	16:31:11.273
<b>Best Tm: 1:03.486</b>			

Lap	Lap Tm	Diff	Time of Day
<b>(90) Steve COULL</b>			
1	<b>1:12.307</b>	+8.429	16:21:38.372
2	<b>1:06.611</b>	+2.733	16:22:44.983
3	<b>1:03.975</b>	+0.097	16:23:48.958
4	<b>1:05.041</b>	+1.163	16:24:53.999
5	<b>1:03.960</b>	+0.082	16:25:57.959
6	<b>1:04.230</b>	+0.352	16:27:02.189
7	<b>1:04.372</b>	+0.494	16:28:06.561
8	<b>1:04.259</b>	+0.381	16:29:10.820
9	<b>1:03.878</b>	-	16:30:14.698
10	<b>1:04.615</b>	+0.737	16:31:19.313
<b>Best Tm: 1:03.878</b>			

Lap	Lap Tm	Diff	Time of Day
<b>(99) Gordon MANN</b>			
1	<b>1:13.703</b>	+10.237	16:21:38.741
2	<b>1:06.559</b>	+3.093	16:22:45.300
3	<b>1:09.493</b>	+6.027	16:23:54.793
4	<b>1:04.546</b>	+1.080	16:24:59.339
5	<b>1:04.447</b>	+0.981	16:26:03.786
6	<b>1:03.466</b>	-	16:27:07.252
7	<b>1:04.715</b>	+1.249	16:28:11.967
8	<b>1:04.642</b>	+1.176	16:29:16.609
9	<b>1:03.710</b>	+0.244	16:30:20.319
10	<b>1:04.370</b>	+0.904	16:31:24.689
<b>Best Tm: 1:03.466</b>			

Lap	Lap Tm	Diff	Time of Day
<b>(90) Mark LEES</b>			

Chief Timekeeper - David Sharp

Clerk of the Course

Sig. Time

Results can be downloaded at [www.smart-timing.co.uk](http://www.smart-timing.co.uk)

Printed: 27/08/2007 20:40:46

Orbits 4

[www.amb-it.com](http://www.amb-it.com)

[www.mylaps.com](http://www.mylaps.com)

Licensed to: SMART

SMRC Border Raider Meeting

Scottish Legends Championship

Knockhill 1.280 Miles

Race 14 - Final

12/08/2007 15:40

Race (10 Laps)

Lap	Lap Tm	Diff	Time of Day
1	1:13.260	+9.074	16:21:37.775
2	1:07.646	+3.460	16:22:45.421
3	1:06.561	+2.375	16:23:51.982
4	1:05.223	+1.037	16:24:57.205
5	1:04.778	+0.592	16:26:01.983
6	1:04.844	+0.658	16:27:06.827
7	1:04.999	+0.813	16:28:11.826
8	1:04.991	+0.805	16:29:16.817
9	1:05.635	+1.449	16:30:22.452
10	1:04.186	-	16:31:26.638

Best Tm: 1:04.186

(4) Tony CAIG

1	1:11.301	+7.489	16:21:38.954
2	1:06.694	+2.882	16:22:45.648
3	1:08.635	+4.823	16:23:54.283
4	1:04.612	+0.800	16:24:58.895
5	1:05.099	+1.287	16:26:03.994
6	1:03.812	-	16:27:07.806
7	1:04.625	+0.813	16:28:12.431
8	1:04.613	+0.801	16:29:17.044
9	1:05.170	+1.358	16:30:22.214
10	1:05.611	+1.799	16:31:27.825

Best Tm: 1:03.812

(44) Andrew DONALD

1	1:08.599	+5.775	16:21:32.185
2	1:03.800	+0.976	16:22:35.985
3	1:02.824	-	16:23:38.809
4	1:30.959	+28.135	16:25:09.768
5	1:04.112	+1.288	16:26:13.880
6	1:04.945	+2.121	16:27:18.825
7	1:03.680	+0.856	16:28:22.505
8	1:04.317	+1.493	16:29:26.822
9	1:03.656	+0.832	16:30:30.478
10	1:04.329	+1.505	16:31:34.807

Best Tm: 1:02.824

(46) Murray FORD

1	1:12.274	+6.164	16:21:40.272
2	1:06.231	+0.121	16:22:46.503
3	1:08.839	+2.729	16:23:55.342
4	1:06.130	+0.020	16:25:01.472
5	1:07.020	+0.910	16:26:08.492
6	1:06.850	+0.740	16:27:15.342
7	1:06.739	+0.629	16:28:22.081
8	1:06.897	+0.787	16:29:28.978
9	1:06.110	-	16:30:35.088
10	1:07.716	+1.606	16:31:42.804

Best Tm: 1:06.110

(60) Michael HOGG

1	1:12.670	+6.454	16:21:36.180
---	----------	--------	--------------

Lap	Lap Tm	Diff	Time of Day
2	1:08.861	+2.645	16:22:45.041
3	1:12.610	+6.394	16:23:57.651
4	1:07.845	+1.629	16:25:05.496
5	1:06.958	+0.742	16:26:12.454
6	1:07.549	+1.333	16:27:20.003
7	1:06.722	+0.506	16:28:26.725
8	1:06.506	+0.290	16:29:33.231
9	1:06.216	-	16:30:39.447
10	1:06.522	+0.306	16:31:45.969

Best Tm: 1:06.216

(6) Ross MARSHALL

1	1:10.741	+4.138	16:21:39.435
2	1:06.603	-	16:22:46.038
3	1:22.083	+15.480	16:24:08.121

Best Tm: 1:06.603

(70) David THORBURN

1	1:32.261	-	16:21:57.709
---	----------	---	--------------

Best Tm: 1:32.261

Lap	Lap Tm	Diff	Time of Day
-----	--------	------	-------------

Chief Timekeeper - David Sharp

Clerk of the Course

Sig. Time

Results can be downloaded at [www.smart-timing.co.uk](http://www.smart-timing.co.uk)

Orbits 4

[www.amb-it.com](http://www.amb-it.com)

[www.mylaps.com](http://www.mylaps.com)

Licensed to: SMART