

Knockhill

16th September 2007

SMRC Autumn Race Meeting



S.M.A.R.T.

Scottish Motorsports Automatic Race Timing

Ravenslea, Melrose Road, Galashiels, TD1 2AT

Telephone : 01896 – 752447

SMRC Formula Ford Championship

Knockhill 1.280 Miles

Practice 1

16/09/2007 08:30

Practice

Pos	No.	Name	Make/Model	Class	Coc	CC	Laps	Best Tm	Diff	Lap	2nd Best
1	33	Graham CARROLL	Van Diemen	FF16A	1600		5	1:06.367	-	4	1:06.917
2	66	Rory BUTCHER	Van Diemen	FF16A	1600		5	1:06.633	+0.266	4	1:06.683
3	21	Alan KIRKCALDY	Van Diemen	FF16A	1600		5	1:06.671	+0.304	4	1:07.932
4	5	Stuart THORBURN	Van Diemen	FF16A	1800		4	1:06.899	+0.532	3	1:08.389
5	8	Louis Di RESTA	Van Diemen	FF16A	1600		5	1:06.927	+0.560	4	1:07.215
6	22	Elliot MASON	Van Diemen	FF16AN	1600		3	1:07.103	+0.736	2	1:08.409
7	23	Andrew CHESHER	Van Diemen	FF16BN	1600		5	1:07.314	+0.947	5	1:09.068
8	16	Robert THOMSON	Van Diemen	FF16A	1600		5	1:07.452	+1.085	4	1:07.573
9	20	Alan BRUNTON	Van Diemen	FF16A	1600		5	1:07.933	+1.566	5	1:08.783
10	10	Angus GEDDES	Van Diemen	FF16BN	1600		5	1:08.071	+1.704	5	1:09.484
11	70	David THORBURN	Van Diemen	FF16A	1600		5	1:08.289	+1.922	2	1:10.099
12	7	Craig BRUNTON	Van Diemen	FF16AN	1600		5	1:08.939	+2.572	5	1:09.355
13	2	Willie HOURIE	Van Diemen	FF16A	1600		5	1:09.113	+2.746	2	1:10.449
14	14	Colin TURNER	Swift SC93	FF16A	1600		5	1:11.238	+4.871	2	1:11.474
15	19	Andrew McGREGOR	Van Diemen	FF16B	1600		4	1:11.639	+5.272	3	1:12.045
16	3	Adrian HAMILTON	Van Diemen	FF16A	1600		4	1:11.804	+5.437	2	1:13.018
17	91	David ROBERTSON	Van Diemen	FF16A	1600		4	1:11.851	+5.484	3	1:12.026
18	4	Graham LEGGET	Crossle	FF16B	1600		4	1:12.607	+6.240	2	1:12.829
19	15	Dane CHRISTISON	Van Diemen	FF16AN	1600		4	1:14.860	+8.493	4	1:15.066
20	11	Kyle MURCHIE	Van Diemen	FF16BN	1600		2	2:42.496	1:36.129	2	---
21	78	David HEADEN	Swift	FF16A	1600		2	4:35.814	3:29.447	2	---

Chief Timekeeper - Ian Sharp

Orbits 4

Clerk of the Course

www.amb-it.com

Sig.

Time

www.mylaps.com

Licensed to: SMART

SMRC Autumn Race Meeting

SMRC Formula Ford Championship

Knockhill 1.280 Miles

Practice 1

16/09/2007 08:30

Practice

Lap	Lap Tm	Diff	Time of Day
-----	--------	------	-------------

(33) Graham CARROLL

1	-:--		8:43:54.761
2	1:07.928	+1.561	8:45:02.689
3	1:06.917	+0.550	8:46:09.606
4	1:06.367	-	8:47:15.973
5	1:08.048	+1.681	8:48:24.021
Best Tm: 1:06.367			

(66) Rory BUTCHER

1	-:--		8:43:48.371
2	1:07.262	+0.629	8:44:55.633
3	1:06.683	+0.050	8:46:02.316
4	1:06.633	-	8:47:08.949
5	1:06.841	+0.208	8:48:15.790
Best Tm: 1:06.633			

(21) Alan KIRKCALDY

1	-:--		8:44:28.333
2	1:08.273	+1.602	8:45:36.606
3	1:09.200	+2.529	8:46:45.806
4	1:06.671	-	8:47:52.477
5	1:07.932	+1.261	8:49:00.409
Best Tm: 1:06.671			

(5) Stuart THORBURN

1	-:--		8:44:40.918
2	1:08.389	+1.490	8:45:49.307
3	1:06.899	-	8:46:56.206
4	1:09.534	+2.635	8:48:05.740
Best Tm: 1:06.899			

(8) Louis Di RESTA

1	-:--		8:43:41.317
2	1:07.711	+0.784	8:44:49.028
3	1:07.215	+0.288	8:45:56.243
4	1:06.927	-	8:47:03.170
5	1:08.515	+1.588	8:48:11.685
Best Tm: 1:06.927			

(22) Elliot MASON

1	-:--		8:44:11.277
2	1:07.103	-	8:45:18.380
3	1:08.409	+1.306	8:46:26.789
Best Tm: 1:07.103			

(23) Andrew CHESHER

1	-:--		8:43:56.794
---	------	--	-------------

Lap	Lap Tm	Diff	Time of Day
-----	--------	------	-------------

2	1:09.068	+1.754	8:45:05.862
3	1:09.515	+2.201	8:46:15.377
4	1:13.342	+6.028	8:47:28.719
5	1:07.314	-	8:48:36.033
Best Tm: 1:07.314			

(16) Robert THOMSON

1	-:--		8:43:44.719
2	1:10.849	+3.397	8:44:55.568
3	1:08.521	+1.069	8:46:04.089
4	1:07.452	-	8:47:11.541
5	1:07.573	+0.121	8:48:19.114
Best Tm: 1:07.452			

(20) Alan BRUNTON

1	-:--		8:43:40.508
2	1:10.280	+2.347	8:44:50.788
3	1:08.924	+0.991	8:45:59.712
4	1:08.783	+0.850	8:47:08.495
5	1:07.933	-	8:48:16.428
Best Tm: 1:07.933			

(10) Angus GEDDES

1	-:--		8:43:56.042
2	1:10.082	+2.011	8:45:06.124
3	1:09.484	+1.413	8:46:15.608
4	1:09.649	+1.578	8:47:25.257
5	1:08.071	-	8:48:33.328
Best Tm: 1:08.071			

(70) David THORBURN

1	-:--		8:44:01.851
2	1:08.289	-	8:45:10.140
3	1:10.099	+1.810	8:46:20.239
4	1:10.622	+2.333	8:47:30.861
5	1:11.486	+3.197	8:48:42.347
Best Tm: 1:08.289			

(7) Craig BRUNTON

1	-:--		8:44:02.256
2	1:10.071	+1.132	8:45:12.327
3	1:11.883	+2.944	8:46:24.210
4	1:09.355	+0.416	8:47:33.565
5	1:08.939	-	8:48:42.504
Best Tm: 1:08.939			

(2) Willie HOURIE

1	-:--		8:43:58.042
2	1:09.113	-	8:45:07.155

Lap	Lap Tm	Diff	Time of Day
-----	--------	------	-------------

3	1:11.576	+2.463	8:46:18.731
4	1:11.098	+1.985	8:47:29.829
5	1:10.449	+1.336	8:48:40.278
Best Tm: 1:09.113			

(14) Colin TURNER

1	-:--		8:44:05.037
2	1:11.238	-	8:45:16.275
3	1:11.474	+0.236	8:46:27.749
4	1:12.315	+1.077	8:47:40.064
5	1:14.293	+3.055	8:48:54.357
Best Tm: 1:11.238			

(19) Andrew MCGREGOR

1	-:--		8:44:30.239
2	1:12.045	+0.406	8:45:42.284
3	1:11.639	-	8:46:53.923
4	1:12.147	+0.508	8:48:06.070
Best Tm: 1:11.639			

(3) Adrian HAMILTON

1	-:--		8:44:24.159
2	1:11.804	-	8:45:35.963
3	1:14.956	+3.152	8:46:50.919
4	1:13.018	+1.214	8:48:03.937
Best Tm: 1:11.804			

(91) David ROBERTSON

1	-:--		8:44:27.811
2	1:12.026	+0.175	8:45:39.837
3	1:11.851	-	8:46:51.688
4	1:15.234	+3.383	8:48:06.922
Best Tm: 1:11.851			

(4) Graham LEGGET

1	-:--		8:44:16.201
2	1:12.607	-	8:45:28.808
3	1:20.292	+7.685	8:46:49.100
4	1:12.829	+0.222	8:48:01.929
Best Tm: 1:12.607			

(15) Dane CHRISTISON

1	-:--		8:44:42.368
2	1:15.427	+0.567	8:45:57.795
3	1:15.066	+0.206	8:47:12.861
4	1:14.860	-	8:48:27.721
Best Tm: 1:14.860			

Chief Timekeeper - Ian Sharp

Clerk of the Course

Sig.

Time

Orbits 4

www.amb-it.com

www.mylaps.com

Licensed to: SMART

SMRC Autumn Race Meeting

SMRC Formula Ford Championship

Knockhill 1.280 Miles

Practice 1

16/09/2007 08:30

Practice

Lap	Lap Tm	Diff	Time of Day
(11) Kyle MURCHIE			
1	-:--		8:44:52.522
2	2:42.496	-	8:47:35.018
Best Tm: 2:42.496			

Lap	Lap Tm	Diff	Time of Day
(78) David HEADEN			
1	-:--		8:44:18.248
2	4:35.814	-	8:48:54.062
Best Tm: 4:35.814			

Lap Lap Tm Diff Time of Day

Lap Lap Tm Diff Time of Day

Chief Timekeeper - Ian Sharp

Clerk of the Course

Sig. Time

Orbits 4

www.amb-it.com

www.mylaps.com

Licensed to: SMART

SMRC Autumn Race Meeting


SMRC Formula Ford Championship

Knockhill 1.280 Miles

Race 1 - First Race

16/09/2007 10:00

Race (10 Laps)



2
[66] Rory BUTCHER [1:06.633]
4
[5] Stuart THORBURN [1:06.899]
6
[22] Elliot MASON [1:07.103]
8
[16] Robert THOMSON [1:07.452]
10
[10] Angus GEDDES [1:08.071]
12
[7] Craig BRUNTON [1:08.939]
14
[14] Colin TURNER [1:11.238]
16
[3] Adrian HAMILTON [1:11.804]
18
[4] Graham LEGGET [1:12.607]
20
[11] Kyle MURCHIE [2:42.496]

1
[33] Graham CARROLL [1:06.367]
3
[21] Alan KIRKCALDY [1:06.671]
5
[8] Louis Di RESTA [1:06.927]
7
[23] Andrew CHESHER [1:07.314]
9
[20] Alan BRUNTON [1:07.933]
11
[70] David THORBURN [1:08.289]
13
[2] Willie HOURIE [1:09.113]
15
[19] Andrew McGREGOR [1:11.639]
17
[91] David ROBERTSON [1:11.851]
19
[15] Dane CHRISTISON [1:14.860]
21
[78] David HEADEN [4:35.814]

1
2
3
4
5
6
7
8
9
10
11

Chief Timekeeper - Ian Sharp

Clerk of the Course

Sig.

Time

Orbits 4

www.amb-it.com

www.mylaps.com

Licensed to: SMART

Smarty.com Mini Cooper Cup

Knockhill 1.280 Miles

Practice 2

16/09/2007 08:45

Practice

Pos	No.	Name	Make/Model	Class	Coc	CC	Laps	Best Tm	Diff	Lap	2nd Best
1	16	Kenneth THIRWALL	Mini Cooper	SMN		1600	7	1:11.655	-	6	1:12.068
2	2	Paul WILSON	Mini Cooper	SM		1600	7	1:11.680	+0.025	6	1:12.548
3	15	Ian MILTON	Mini Cooper	SMN		1600	6	1:11.828	+0.173	4	1:11.853
4	8	Jordan GRONKOWSKI	Mini Cooper	SMN		1600	7	1:12.533	+0.878	4	1:13.128
5	7	Vic COVEY Jnr	Mini Cooper	SM		1600	7	1:12.541	+0.886	5	1:12.887
6	17	Mark DRYDEN	Mini Cooper	SM		1600	7	1:12.746	+1.091	6	1:12.913
7	12	Steve MITCHELL	Mini Cooper	SM		1600	7	1:13.063	+1.408	7	1:13.922
8	11	Alasdair McGOWAN	Mini Cooper	SM		1600	6	1:13.225	+1.570	5	1:14.120
9	9	John BARRIE	Mini Cooper	SMN		1600	7	1:13.790	+2.135	4	1:14.332
10	4	Gilbert GROSSETT	Mini Cooper	SMN		1600	7	1:14.241	+2.586	5	1:14.634
11	5	Michael ROWAN	Mini Cooper	SMN		1600	6	1:15.463	+3.808	3	1:15.766
12	1	Nick NAIRN	Mini Cooper	SM		1600	6	1:18.354	+6.699	6	1:18.657
13	3	Glynn GEDDIE	Mini Cooper	SMN		1600	1	----	-	1	----

Announcements

Car No. 2 - No working transponder. Please fix before racing.

Chief Timekeeper - Ian Sharp

Orbits 4

Clerk of the Course

www.amb-it.com

Sig.

Time

www.mylaps.com

Licensed to: SMART

SMRC Autumn Race Meeting

Smarty.com Mini Cooper Cup

Knockhill 1.280 Miles

Practice 2

16/09/2007 08:45

Practice

Lap	Lap Tm	Diff	Time of Day
(16) Kenneth THIRWALL			
1	----		9:01:59.137
2	1:14.019	+2.364	9:03:13.156
3	1:12.519	+0.864	9:04:25.675
4	1:12.410	+0.755	9:05:38.085
5	1:12.068	+0.413	9:06:50.153
6	1:11.655	-	9:08:01.808
7	1:12.548	+0.893	9:09:14.356
Best Tm: 1:11.655			

Lap	Lap Tm	Diff	Time of Day
(2) Paul WILSON			
1	----		9:02:15.203
2	1:14.806	+3.126	9:03:30.009
3	1:13.581	+1.901	9:04:43.590
4	1:12.833	+1.153	9:05:56.423
5	1:12.548	+0.868	9:07:08.971
6	1:11.680	-	9:08:20.651
7	1:13.691	+2.011	9:09:34.342
Best Tm: 1:11.680			

Lap	Lap Tm	Diff	Time of Day
(15) Ian MILTON			
1	----		9:02:39.380
2	1:13.332	+1.504	9:03:52.712
3	1:12.286	+0.458	9:05:04.998
4	1:11.828	-	9:06:16.826
5	1:12.643	+0.815	9:07:29.469
6	1:11.853	+0.025	9:08:41.322
Best Tm: 1:11.828			

Lap	Lap Tm	Diff	Time of Day
(8) Jordan GRONKOWSKI			
1	----		9:01:45.576
2	1:13.690	+1.157	9:02:59.266
3	1:13.135	+0.602	9:04:12.401
4	1:12.533	-	9:05:24.934
5	1:13.599	+1.066	9:06:38.533
6	1:35.983	+23.450	9:08:14.516
7	1:13.128	+0.595	9:09:27.644
Best Tm: 1:12.533			

Lap	Lap Tm	Diff	Time of Day
(7) Vic COVEY Jnr			
1	----		9:01:43.442
2	1:14.186	+1.645	9:02:57.628
3	1:13.086	+0.545	9:04:10.714
4	1:16.037	+3.496	9:05:26.751
5	1:12.541	-	9:06:39.292
6	1:12.887	+0.346	9:07:52.179
7	1:23.984	+11.443	9:09:16.163
Best Tm: 1:12.541			

Lap	Lap Tm	Diff	Time of Day
(17) Mark DRYDEN			
1	----		9:02:46.516

Lap	Lap Tm	Diff	Time of Day
(12) Steve MITCHELL			
1	----		9:01:52.568
2	1:17.065	+4.319	9:03:19.643
3	1:14.915	+2.169	9:04:34.558
4	1:13.103	+0.357	9:05:47.661
5	1:15.902	+3.156	9:07:03.563
6	1:12.746	-	9:08:16.309
7	1:12.913	+0.167	9:09:29.222
Best Tm: 1:12.746			

Lap	Lap Tm	Diff	Time of Day
(11) Alasdair McGOWAN			
1	----		9:01:52.568
2	1:15.443	+2.380	9:03:08.011
3	1:14.382	+1.319	9:04:22.393
4	1:13.922	+0.859	9:05:36.315
5	1:14.039	+0.976	9:06:50.354
6	1:14.743	+1.680	9:08:05.097
7	1:13.063	-	9:09:18.160
Best Tm: 1:13.063			

Lap	Lap Tm	Diff	Time of Day
(9) John BARRIE			
1	----		9:01:59.249
2	1:17.442	+4.217	9:03:16.691
3	1:16.206	+2.981	9:04:32.897
4	1:14.120	+0.895	9:05:47.017
5	1:13.225	-	9:07:00.242
6	1:28.625	+15.400	9:08:28.867
Best Tm: 1:13.225			

Lap	Lap Tm	Diff	Time of Day
(4) Gilbert GROSSETT			
1	----		9:01:51.344
2	1:14.332	+0.542	9:03:05.676
3	1:24.319	+10.529	9:04:29.995
4	1:13.790	-	9:05:43.785
5	1:14.642	+0.852	9:06:58.427
6	1:14.869	+1.079	9:08:13.296
7	1:14.932	+1.142	9:09:28.228
Best Tm: 1:13.790			

Lap	Lap Tm	Diff	Time of Day
(5) Michael ROWAN			
1	----		9:01:53.584
2	1:15.795	+1.554	9:03:09.379
3	1:15.108	+0.867	9:04:24.487
4	1:15.450	+1.209	9:05:39.937
5	1:14.241	-	9:06:54.178
6	1:14.634	+0.393	9:08:08.812
7	1:14.856	+0.615	9:09:23.668
Best Tm: 1:14.241			

Lap	Lap Tm	Diff	Time of Day
(1) Nick NAIRN			
1	----		9:02:09.997
2	1:25.412	+7.058	9:03:35.409
3	1:19.853	+1.499	9:04:55.262
4	1:18.657	+0.303	9:06:13.919
5	1:21.594	+3.240	9:07:35.513
6	1:18.354	-	9:08:53.867
Best Tm: 1:18.354			

Lap	Lap Tm	Diff	Time of Day
(3) Glynn GEDDIE			
1	----		9:02:01.168
2	1:18.296	+2.833	9:04:04.812
3	1:15.463	-	9:05:20.275
4	1:18.024	+2.561	9:06:38.299
5	1:15.766	+0.303	9:07:54.065
6	1:31.395	+15.932	9:09:25.460
Best Tm: 1:15.463			

Lap	Lap Tm	Diff	Time of Day
(1) Nick NAIRN			
1	----		9:02:09.997
2	1:25.412	+7.058	9:03:35.409
3	1:19.853	+1.499	9:04:55.262
4	1:18.657	+0.303	9:06:13.919
5	1:21.594	+3.240	9:07:35.513
6	1:18.354	-	9:08:53.867
Best Tm: 1:18.354			

Lap	Lap Tm	Diff	Time of Day
(3) Glynn GEDDIE			
1	----		9:02:01.168
Best Tm: ----			

Chief Timekeeper - Ian Sharp

Clerk of the Course

Sig.

Time

Orbits 4

www.amb-it.com

www.mylaps.com

Licensed to: SMART

SMRC Autumn Race Meeting

Smarty.com Mini Cooper Cup

Knockhill 1.280 Miles

Race 3 - First Race

16/09/2007 10:40

Race (10 Laps)



2
[2] Paul WILSON
[1:11.680]
4
[8] Jordan GRONKOWSKI
[1:12.533]
6
[17] Mark DRYDEN
[1:12.746]
8
[11] Alasdair McGOWAN
[1:13.225]
10
[4] Gilbert GROSSETT
[1:14.241]
12
[1] Nick NAIRN
[1:18.354]

1
[16] Kenneth THIRWALL
[1:11.655]
3
[15] Ian MILTON
[1:11.828]
5
[7] Vic COVEY Jnr
[1:12.541]
7
[12] Steve MITCHELL
[1:13.063]
9
[9] John BARRIE
[1:13.790]
11
[5] Michael ROWAN
[1:15.463]
13
[3] Glynn GEDDIE
[---]

1
2
3
4
5
6
7

Chief Timekeeper - Ian Sharp

Clerk of the Course

Sig. Time

Orbits 4

www.amb-it.com

www.mylaps.com

Licensed to: SMART

Scottish Classic Sports & Saloons

Knockhill 1.280 Miles

Practice 3

16/09/2007 09:00

Practice

Pos	No.	Name	Make/Model	Class	Coc CC	Laps	Best Tm	Diff	Lap	2nd Best
1	2	Oilly ROSS	Lotus Europa	CSSB	1600	7	1:09.574	-	4	1:09.670
2	4	Stan BERNARD	Porsche 911	CSSC	2687	7	1:11.352	+1.778	5	1:11.656
3	5	Matthew GORDON	Porsche 911	CSSC	2700	7	1:11.857	+2.283	5	1:11.921
4	66	Ian LONGFORD	Ford Escort	CSSC	2000	7	1:14.128	+4.554	5	1:14.834
5	27	Steven SWAN	Renault Gordini	CSSB	1546	7	1:14.823	+5.249	6	1:15.251
6	11	Ian MORTON	MG Midget	CSSA	1380	6	1:17.688	+8.114	6	1:18.307
7	14	Tim REID	Alfa Romeo Guiletta	CSSB	1598	6	1:21.488	+11.914	5	1:21.850

Chief Timekeeper - Ian Sharp

Orbits 4

Clerk of the Course

www.amb-it.com

Sig.

Time

www.mylaps.com

Licensed to: SMART

SMRC Autumn Race Meeting

Scottish Classic Sports & Saloons

Knockhill 1.280 Miles

Practice 3

16/09/2007 09:00

Practice

Lap	Lap Tm	Diff	Time of Day
(2) Oily ROSS			
1	-:--		9:16:39.883
2	1:11.901	+2.327	9:17:51.784
3	1:10.093	+0.519	9:19:01.877
4	1:09.574	-	9:20:11.451
5	1:09.670	+0.096	9:21:21.121
6	1:10.335	+0.761	9:22:31.456
7	1:12.674	+3.100	9:23:44.130
Best Tm: 1:09.574			

Lap	Lap Tm	Diff	Time of Day
(4) Stan BERNARD			
1	-:--		9:16:46.222
2	1:18.455	+7.103	9:18:04.677
3	1:12.918	+1.566	9:19:17.595
4	1:12.066	+0.714	9:20:29.661
5	1:11.352	-	9:21:41.013
6	1:12.020	+0.668	9:22:53.033
7	1:11.656	+0.304	9:24:04.689
Best Tm: 1:11.352			

Lap	Lap Tm	Diff	Time of Day
(5) Matthew GORDON			
1	-:--		9:16:43.768
2	1:17.039	+5.182	9:18:00.807
3	1:17.355	+5.498	9:19:18.162
4	1:14.080	+2.223	9:20:32.242
5	1:11.857	-	9:21:44.099
6	1:11.921	+0.064	9:22:56.020
7	1:13.115	+1.258	9:24:09.135
Best Tm: 1:11.857			

Lap	Lap Tm	Diff	Time of Day
(66) Ian LONGFORD			
1	-:--		9:16:48.864
2	1:17.718	+3.590	9:18:06.582
3	1:16.609	+2.481	9:19:23.191
4	1:18.057	+3.929	9:20:41.248
5	1:14.128	-	9:21:55.376
6	1:14.834	+0.706	9:23:10.210
7	1:15.543	+1.415	9:24:25.753
Best Tm: 1:14.128			

Lap	Lap Tm	Diff	Time of Day
(27) Steven SWAN			
1	-:--		9:16:49.796
2	1:18.006	+3.183	9:18:07.802
3	1:16.922	+2.099	9:19:24.724
4	1:18.467	+3.644	9:20:43.191
5	1:15.251	+0.428	9:21:58.442
6	1:14.823	-	9:23:13.265
7	1:16.065	+1.242	9:24:29.330
Best Tm: 1:14.823			

Lap	Lap Tm	Diff	Time of Day
(11) Ian MORTON			
1	-:--		9:16:53.138
2	1:19.519	+1.831	9:18:12.657
3	1:18.429	+0.741	9:19:31.086
4	1:18.788	+1.100	9:20:49.874
5	1:18.307	+0.619	9:22:08.181
6	1:17.688	-	9:23:25.869
Best Tm: 1:17.688			

Lap	Lap Tm	Diff	Time of Day
(14) Tim REID			
1	-:--		9:16:57.552
2	1:25.930	+4.442	9:18:23.482
3	1:22.330	+0.842	9:19:45.812
4	1:21.850	+0.362	9:21:07.662
5	1:21.488	-	9:22:29.150
6	1:22.360	+0.872	9:23:51.510
Best Tm: 1:21.488			

Lap	Lap Tm	Diff	Time of Day
-----	--------	------	-------------

Chief Timekeeper - Ian Sharp

Clerk of the Course

Sig. Time

Orbits 4

www.amb-it.com

www.mylaps.com

Licensed to: SMART

SMRC Autumn Race Meeting

Scottish Classic Sports & Saloons

Knockhill 1.280 Miles

Race 4 - First Race

16/09/2007 11:00

Race (10 Laps)

2

[4] Stan BERNARD

[1:11.352]

4

[66] Ian LONGFORD

[1:14.128]

6

[11] Ian MORTON

[1:17.688]

1

[2] Oily ROSS

[1:09.574]

3

[5] Matthew GORDON

[1:11.857]

5

[27] Steven SWAN

[1:14.823]

7

[14] Tim REID

[1:21.488]

1

2

3

4

Chief Timekeeper - Ian Sharp

Clerk of the Course

Sig.

Time

Orbits 4

www.amb-it.com

www.mylaps.com

Licensed to: SMART

Scottish Sports & Saloon Championship

Knockhill 1.280 Miles

Practice 4

16/09/2007 09:15

Practice

Pos	No.	Name	Make/Model	Class	Coc CC	Laps	Best Tm	Diff	Lap	2nd Best
1	26	Andrew GALLACHER	Ford Focus	SSA	2000	7	57.830	-	5	59.636
2	7	Charlie SHAW	Ford Focus	SSA	2000T	8	59.913	+2.083	6	1:00.473
3	16	Colin SIMPSON	Marcos Mantis	SSA	4600	8	1:00.136	+2.306	5	1:00.257
4	71	Robert PRITCHARD	Caterham	SSA	2000	8	1:00.295	+2.465	6	1:00.478
5	20	Alastair McCAIG	Caterham	SSA	1800	7	1:03.882	+6.052	7	1:04.117
6	78	David HEADEN	Caterham R400	SSA	2296	7	1:05.555	+7.725	7	1:05.674
7	21	Peter TADDEI	Ford Fiesta	SSB	2100	7	1:05.625	+7.795	7	1:05.651
8	54	Andrew MORRISON	Seat Cupra	SSB	1998	7	1:07.643	+9.813	5	1:08.127
9	63	Linda WHITE	Caterham CSR	SSA	2300	7	1:07.768	+9.938	5	1:07.872
10	80	Peter FRITH	Caterham	SSD	1600	7	1:08.380	+10.550	4	1:08.435
11	99	Geraint WHITE	Caterham CSR	SSA	2300	6	1:13.441	+15.611	6	1:14.720
12	33	Cameron PURDIE	Westfield	SSD	1900	6	1:13.555	+15.725	5	1:13.661

Chief Timekeeper - Ian Sharp

Orbits 4

Clerk of the Course

www.amb-it.com

Sig.

Time

www.mylaps.com

Licensed to: SMART

SMRC Autumn Race Meeting

Scottish Sports & Saloon Championship

Knockhill 1.280 Miles

Practice 4

16/09/2007 09:15

Practice

Lap	Lap Tm	Diff	Time of Day
(26) Andrew GALLACHER			
1	-:--		9:30:27.505
2	59.636	+1.806	9:31:27.141
3	1:00.253	+2.423	9:32:27.394
4	1:01.816	+3.986	9:33:29.210
5	57.830	-	9:34:27.040
6	1:00.907	+3.077	9:35:27.947
7	1:19.364	+21.534	9:36:47.311
Best Tm: 57.830			

Lap	Lap Tm	Diff	Time of Day
(7) Charlie SHAW			
1	-:--		9:30:28.296
2	1:00.473	+0.560	9:31:28.769
3	1:12.412	+12.499	9:32:41.181
4	1:00.962	+1.049	9:33:42.143
5	1:00.893	+0.980	9:34:43.036
6	59.913	-	9:35:42.949
7	1:00.551	+0.638	9:36:43.500
8	1:00.644	+0.731	9:37:44.144
Best Tm: 59.913			

Lap	Lap Tm	Diff	Time of Day
(16) Colin SIMPSON			
1	-:--		9:30:52.692
2	1:01.489	+1.353	9:31:54.181
3	1:00.982	+0.846	9:32:55.163
4	1:00.784	+0.648	9:33:55.947
5	1:00.136	-	9:34:56.083
6	1:01.483	+1.347	9:35:57.566
7	1:00.705	+0.569	9:36:58.271
8	1:00.257	+0.121	9:37:58.528
Best Tm: 1:00.136			

Lap	Lap Tm	Diff	Time of Day
(71) Robert PRITCHARD			
1	-:--		9:30:36.867
2	1:02.456	+2.161	9:31:39.323
3	1:03.380	+3.085	9:32:42.703
4	1:01.129	+0.834	9:33:43.832
5	1:01.284	+0.989	9:34:45.116
6	1:00.295	-	9:35:45.411
7	1:00.478	+0.183	9:36:45.889
8	1:01.317	+1.022	9:37:47.206
Best Tm: 1:00.295			

Lap	Lap Tm	Diff	Time of Day
(20) Alastair McCAIG			
1	-:--		9:31:15.235
2	1:04.559	+0.677	9:32:19.794
3	1:06.754	+2.872	9:33:26.548
4	1:05.141	+1.259	9:34:31.689
5	1:04.117	+0.235	9:35:35.806
6	1:06.264	+2.382	9:36:42.070
7	1:03.882	-	9:37:45.952

Lap	Lap Tm	Diff	Time of Day
Best Tm: 1:03.882			
(78) David HEADEN			
1	-:--		9:30:54.464
2	1:07.135	+1.580	9:32:01.599
3	1:07.670	+2.115	9:33:09.269
4	1:09.870	+4.315	9:34:19.139
5	1:05.798	+0.243	9:35:24.937
6	1:05.674	+0.119	9:36:30.611
7	1:05.555	-	9:37:36.166
Best Tm: 1:05.555			

Lap	Lap Tm	Diff	Time of Day
(21) Peter TADDEI			
1	-:--		9:30:54.437
2	1:12.073	+6.448	9:32:06.510
3	1:07.464	+1.839	9:33:13.974
4	1:06.856	+1.231	9:34:20.830
5	1:05.651	+0.026	9:35:26.481
6	1:09.252	+3.627	9:36:35.733
7	1:05.625	-	9:37:41.358
Best Tm: 1:05.625			

Lap	Lap Tm	Diff	Time of Day
(54) Andrew MORRISON			
1	-:--		9:30:44.675
2	1:09.423	+1.780	9:31:54.098
3	1:09.079	+1.436	9:33:03.177
4	1:08.558	+0.915	9:34:11.735
5	1:07.643	-	9:35:19.378
6	1:08.433	+0.790	9:36:27.811
7	1:08.127	+0.484	9:37:35.938
Best Tm: 1:07.643			

Lap	Lap Tm	Diff	Time of Day
(63) Linda WHITE			
1	-:--		9:30:41.272
2	1:07.949	+0.181	9:31:49.221
3	1:07.872	+0.104	9:32:57.093
4	1:08.315	+0.547	9:34:05.408
5	1:07.768	-	9:35:13.176
6	1:09.341	+1.573	9:36:22.517
7	1:08.413	+0.645	9:37:30.930
Best Tm: 1:07.768			

Lap	Lap Tm	Diff	Time of Day
(80) Peter FRITH			
1	-:--		9:30:57.808
2	1:10.456	+2.076	9:32:08.264
3	1:08.435	+0.055	9:33:16.699
4	1:08.380	-	9:34:25.079
5	1:09.270	+0.890	9:35:34.349
6	1:09.368	+0.988	9:36:43.717
7	1:09.445	+1.065	9:37:53.162
Best Tm: 1:08.380			

Lap	Lap Tm	Diff	Time of Day
(99) Geraint WHITE			
1	-:--		9:30:56.480
2	1:17.518	+4.077	9:32:13.998
3	1:19.958	+6.517	9:33:33.956
4	1:16.267	+2.826	9:34:50.223
5	1:14.720	+1.279	9:36:04.943
6	1:13.441	-	9:37:18.384
Best Tm: 1:13.441			

Lap	Lap Tm	Diff	Time of Day
(33) Cameron PURDIE			
1	-:--		9:30:53.993
2	1:14.285	+0.730	9:32:08.278
3	1:24.113	+10.558	9:33:32.391
4	1:14.654	+1.099	9:34:47.045
5	1:13.555	-	9:36:00.600
6	1:13.661	+0.106	9:37:14.261
Best Tm: 1:13.555			

Chief Timekeeper - Ian Sharp

Orbits 4

Clerk of the Course

www.amb-it.com

Sig.

Time

www.mylaps.com

Licensed to: SMART

SMRC Autumn Race Meeting


Scottish Sports & Saloon Championship

Knockhill 1.280 Miles

Race 6 - First Race

16/09/2007 11:40

Race (10 Laps)



2
[7] Charlie SHAW
[59.913]
4
[71] Robert PRITCHARD
[1:00.295]
6
[78] David HEADEN
[1:05.555]
8
[54] Andrew MORRISON
[1:07.643]
10
[80] Peter FRITH
[1:08.380]
12
[33] Cameron PURDIE
[1:13.555]

1
[26] Andrew GALLACHER
[57.830]
3
[16] Colin SIMPSON
[1:00.136]
5
[20] Alastair McCAIG
[1:03.882]
7
[21] Peter TADDEI
[1:05.625]
9
[63] Linda WHITE
[1:07.768]
11
[99] Geraint WHITE
[1:13.441]

1
2
3
4
5
6

Chief Timekeeper - Ian Sharp

Clerk of the Course

Sig.

Time

Orbits 4

www.amb-it.com

www.mylaps.com

Licensed to: SMART

Scottish Legends Championship

Knockhill 1.280 Miles

Practice 5

16/09/2007 09:30

Practice

Pos	No.	Name	Make/Model	Class	Coc CC	Laps	Best Tm	Diff	Lap	2nd Best
1	68	Carol BROWN	Ford Sedan	L	1200	6	1:13.075	-	4	1:14.025
2	22	Benjamin MASON	Ford Sedan	L	1250	6	1:13.274	+0.199	4	1:13.545
3	4	Tony CAIG	37 Chevy	L	1250	6	1:13.702	+0.627	4	1:13.786
4	23	Alistair GAULD	Legend	L	1200	6	1:13.864	+0.789	6	1:14.222
5	37	Rory BRYANT	Ford Sedan	LS	1250	7	1:13.880	+0.805	3	1:13.992
6	70	David THORBURN Alistair DOW	34 Ford Coupe	L	1200	6	1:14.195	+1.120	6	1:14.976
7	46	Colin ATKINSON	Legend	L	1200	6	1:14.834	+1.759	4	1:16.372
8	28	Frank HYNDS	Legend	L	1250	6	1:14.912	+1.837	6	1:15.034
9	69	Gerard McCOSH	Ford Coupe	L	1250	5	1:15.016	+1.941	4	1:15.025
10	80	Steve COULL	Legend	L	1200	6	1:15.022	+1.947	6	1:15.826
11	90	Mark LEES	Dodge Coupe	L	1250	6	1:15.681	+2.606	5	1:15.832
12	31	Alex KNIGHT	Legend	L	1250	6	1:15.954	+2.879	3	1:16.255
13	6	Ross MARSHALL	Legend	L	1250	6	1:15.960	+2.885	6	1:16.311
14	25	Pat HYNDS	34 Chevy	L	1250	5	1:16.120	+3.045	3	1:16.863
15	44	Andrew DONALD Aly HUNTER	Ford Sedan	L	1250	6	1:16.196	+3.121	5	1:16.698
16	71	Alasdair THOM	Chevy Sedan	L	1250	6	1:16.431	+3.356	4	1:16.680
17	88	Jason OGG	34 Chevy Coupe	L	1250	4	1:16.819	+3.744	3	1:21.003
18	99	Sandford IMRIE	Ford Sedan	L	1250	6	1:17.553	+4.478	6	1:18.510
19	10	Frank OGG	Legend	L	1250	6	1:18.744	+5.669	2	1:18.970
20	27	Murray FORD	Ford Sedan	L	1250	6	1:18.968	+5.893	5	1:19.034
21	1	Chris HYNDS	Legend	L	1250	5	1:19.469	+6.394	4	1:20.617
22	18	Scott HYNDS	Legend	L	1250	5	1:20.223	+7.148	4	1:21.876
23	60	Mike HOGG	37 Ford Sedan	LS	1250	4	1:22.138	+9.063	3	1:22.175
24	3	Sean HYNDS	Legend	L	1250	6	1:26.861	+13.786	3	1:26.970

Chief Timekeeper - Ian Sharp

Orbits 4

Clerk of the Course

www.amb-it.com

Sig.

Time

www.mylaps.com

Licensed to: SMART

SMRC Autumn Race Meeting

Scottish Legends Championship

Knockhill 1.280 Miles

Practice 5

16/09/2007 09:30

Practice

Lap	Lap Tm	Diff	Time of Day
(68) Carol BROWN			
1	----		9:43:22.958
2	1:23.636	+10.561	9:44:46.594
3	1:15.644	+2.569	9:46:02.238
4	1:13.075	-	9:47:15.313
5	1:14.025	+0.950	9:48:29.338
6	1:14.607	+1.532	9:49:43.945
Best Tm: 1:13.075			

Lap	Lap Tm	Diff	Time of Day
(22) Benjamin MASON			
1	----		9:43:50.281
2	1:14.886	+1.612	9:45:05.167
3	1:13.971	+0.697	9:46:19.138
4	1:13.274	-	9:47:32.412
5	1:13.545	+0.271	9:48:45.957
6	1:16.524	+3.250	9:50:02.481
Best Tm: 1:13.274			

Lap	Lap Tm	Diff	Time of Day
(4) Tony CAIG			
1	----		9:43:29.630
2	1:18.150	+4.448	9:44:47.780
3	1:17.905	+4.203	9:46:05.685
4	1:13.702	-	9:47:19.387
5	1:14.947	+1.245	9:48:34.334
6	1:13.786	+0.084	9:49:48.120
Best Tm: 1:13.702			

Lap	Lap Tm	Diff	Time of Day
(23) Alistair GAULD			
1	----		9:43:13.787
2	1:14.850	+0.986	9:44:28.637
3	1:14.650	+0.786	9:45:43.287
4	1:15.061	+1.197	9:46:58.348
5	1:14.222	+0.358	9:48:12.570
6	1:13.864	-	9:49:26.434
Best Tm: 1:13.864			

Lap	Lap Tm	Diff	Time of Day
(37) Rory BRYANT			
1	----		9:43:14.440
2	1:14.840	+0.960	9:44:29.280
3	1:13.880	-	9:45:43.160
4	1:14.302	+0.422	9:46:57.462
5	1:13.992	+0.112	9:48:11.454
6	1:14.010	+0.130	9:49:25.464
7	1:16.152	+2.272	9:50:41.616
Best Tm: 1:13.880			

Lap	Lap Tm	Diff	Time of Day
(70) David THORBURN Alistair DOW			
1	----		9:43:28.566
2	1:18.772	+4.577	9:44:47.338

Lap	Lap Tm	Diff	Time of Day
3	1:23.773	+9.578	9:46:11.111
4	1:14.992	+0.797	9:47:26.103
5	1:14.976	+0.781	9:48:41.079
6	1:14.195	-	9:49:55.274
Best Tm: 1:14.195			

Lap	Lap Tm	Diff	Time of Day
(46) Colin ATKINSON			
1	----		9:43:29.024
2	1:18.498	+3.664	9:44:47.522
3	1:16.372	+1.538	9:46:03.894
4	1:14.834	-	9:47:18.728
5	1:16.437	+1.603	9:48:35.165
6	1:18.236	+3.402	9:49:53.401
Best Tm: 1:14.834			

Lap	Lap Tm	Diff	Time of Day
(28) Frank HYNDS			
1	----		9:43:42.280
2	1:16.770	+1.858	9:44:59.050
3	1:15.034	+0.122	9:46:14.084
4	1:17.104	+2.192	9:47:31.188
5	1:53.096	+38.184	9:49:24.284
6	1:14.912	-	9:50:39.196
Best Tm: 1:14.912			

Lap	Lap Tm	Diff	Time of Day
(69) Gerard McCOSH			
1	----		9:45:13.742
2	1:17.700	+2.684	9:46:31.442
3	1:16.649	+1.633	9:47:48.091
4	1:15.016	-	9:49:03.107
5	1:15.025	+0.009	9:50:18.132
Best Tm: 1:15.016			

Lap	Lap Tm	Diff	Time of Day
(80) Steve COULL			
1	----		9:43:56.454
2	1:19.045	+4.023	9:45:15.499
3	1:19.858	+4.836	9:46:35.357
4	1:16.450	+1.428	9:47:51.807
5	1:15.826	+0.804	9:49:07.633
6	1:15.022	-	9:50:22.655
Best Tm: 1:15.022			

Lap	Lap Tm	Diff	Time of Day
(90) Mark LEES			
1	----		9:43:40.997
2	1:19.639	+3.958	9:45:00.636
3	1:15.832	+0.151	9:46:16.468
4	1:18.367	+2.686	9:47:34.835
5	1:15.681	-	9:48:50.516
6	1:19.761	+4.080	9:50:10.277
Best Tm: 1:15.681			

Lap	Lap Tm	Diff	Time of Day
(31) Alex KNIGHT			
1	----		9:43:23.987
2	1:18.101	+2.147	9:44:42.088
3	1:15.954	-	9:45:58.042
4	1:16.255	+0.301	9:47:14.297
5	1:16.724	+0.770	9:48:31.021
6	1:18.309	+2.355	9:49:49.330
Best Tm: 1:15.954			

Lap	Lap Tm	Diff	Time of Day
(6) Ross MARSHALL			
1	----		9:43:33.887
2	1:22.217	+6.257	9:44:56.104
3	1:17.072	+1.112	9:46:13.176
4	1:16.311	+0.351	9:47:29.487
5	1:17.319	+1.359	9:48:46.806
6	1:15.960	-	9:50:02.766
Best Tm: 1:15.960			

Lap	Lap Tm	Diff	Time of Day
(25) Pat HYNDS			
1	----		9:43:43.543
2	1:19.221	+3.101	9:45:02.764
3	1:16.120	-	9:46:18.884
4	1:16.863	+0.743	9:47:35.747
5	1:22.316	+6.196	9:48:58.063
Best Tm: 1:16.120			

Lap	Lap Tm	Diff	Time of Day
(44) Andrew DONALD Aly HUNTER			
1	----		9:43:48.354
2	1:16.698	+0.502	9:45:05.052
3	1:18.860	+2.664	9:46:23.912
4	1:17.294	+1.098	9:47:41.206
5	1:16.196	-	9:48:57.402
6	1:24.696	+8.500	9:50:22.098
Best Tm: 1:16.196			

Lap	Lap Tm	Diff	Time of Day
(71) Alasdair THOM			
1	----		9:44:14.168
2	1:16.680	+0.249	9:45:30.848
3	1:17.080	+0.649	9:46:47.928
4	1:16.431	-	9:48:04.359
5	1:18.625	+2.194	9:49:22.984
6	1:16.852	+0.421	9:50:39.836
Best Tm: 1:16.431			

Lap	Lap Tm	Diff	Time of Day
(88) Jason OGG			
1	----		9:43:37.197
2	1:21.003	+4.184	9:44:58.200
3	1:16.819	-	9:46:15.019
4	1:21.175	+4.356	9:47:36.194
Best Tm: 1:16.819			

Chief Timekeeper - Ian Sharp

Clerk of the Course

Sig.

Time

Orbits 4

www.amb-it.com

www.mylaps.com

Licensed to: SMART

SMRC Autumn Race Meeting


Scottish Legends Championship

Knockhill 1.280 Miles

Practice 5

16/09/2007 09:30

Practice



Lap	Lap Tm	Diff	Time of Day
(99) Sandford IMRIE			
1	-:--		9:43:33.995
2	1:35.749	+18.196	9:45:09.744
3	1:33.178	+15.625	9:46:42.922
4	1:18.510	+0.957	9:48:01.432
5	1:18.776	+1.223	9:49:20.208
6	1:17.553	-	9:50:37.761
Best Tm: 1:17.553			

Lap	Lap Tm	Diff	Time of Day
(10) Frank OGG			
1	-:--		9:43:55.927
2	1:18.744	-	9:45:14.671
3	1:21.045	+2.301	9:46:35.716
4	1:21.835	+3.091	9:47:57.551
5	1:26.157	+7.413	9:49:23.708
6	1:18.970	+0.226	9:50:42.678
Best Tm: 1:18.744			

Lap	Lap Tm	Diff	Time of Day
(27) Murray FORD			
1	-:--		9:43:28.076
2	1:19.034	+0.066	9:44:47.110
3	1:20.622	+1.654	9:46:07.732
4	1:19.205	+0.237	9:47:26.937
5	1:18.968	-	9:48:45.905
6	1:32.946	+13.978	9:50:18.851
Best Tm: 1:18.968			

Lap	Lap Tm	Diff	Time of Day
(1) Chris HYNDS			
1	-:--		9:43:22.428
2	1:22.608	+3.139	9:44:45.036
3	1:20.617	+1.148	9:46:05.653
4	1:19.469	-	9:47:25.122
5	1:23.809	+4.340	9:48:48.931
Best Tm: 1:19.469			

Lap	Lap Tm	Diff	Time of Day
(18) Scott HYNDS			
1	-:--		9:43:43.189
2	1:23.917	+3.694	9:45:07.106
3	1:21.876	+1.653	9:46:28.982
4	1:20.223	-	9:47:49.205
5	1:21.884	+1.661	9:49:11.089
Best Tm: 1:20.223			

Lap	Lap Tm	Diff	Time of Day
(60) Mike HOGG			
1	-:--		9:45:17.570
2	1:22.175	+0.037	9:46:39.745
3	1:22.138	-	9:48:01.883
4	1:29.530	+7.392	9:49:31.413

Lap	Lap Tm	Diff	Time of Day
Best Tm: 1:22.138			
(3) Sean HYNDS			
1	-:--		9:43:32.157
2	1:29.737	+2.876	9:45:01.894
3	1:26.861	-	9:46:28.755
4	1:26.970	+0.109	9:47:55.725
5	1:28.704	+1.843	9:49:24.429
6	1:35.985	+9.124	9:51:00.414
Best Tm: 1:26.861			

Lap	Lap Tm	Diff	Time of Day
-----	--------	------	-------------

Chief Timekeeper - Ian Sharp

Clerk of the Course

Sig. Time

Orbits 4

www.amb-it.com

www.mylaps.com

Licensed to: SMART

Scottish XR2 Championship

Knockhill 1.280 Miles

Practice 6

16/09/2007 09:45

Practice

Pos	No.	Name	Make/Model	Class	Coc	CC	Laps	Best Tm	Diff	Lap	2nd Best
1	1	Scott FRASER	Ford Fiesta XR2	XRC		1600	6	1:12.947	-	6	1:13.573
2	2	Andrew WINCHESTER	Ford Fiesta XR2	XRC		1600	6	1:13.030	+0.083	6	1:13.134
3	4	Stewart SCOTT	Ford Fiesta XR2	XRC		1600	6	1:13.181	+0.234	5	1:14.327
4	76	Willie DAVIDSON	Ford Fiesta XR2	XRCN		1600	7	1:13.262	+0.315	6	1:13.447
5	99	Scott MORRISON	Ford Fiesta XR2	XRCN		1600	6	1:13.391	+0.444	6	1:13.675
6	10	Charlie COPE	Ford Fiesta XR2	XRC		1600	6	1:13.546	+0.599	6	1:14.043
7	5	Colin MacKINNON	Ford Fiesta XR2	XRC		1600	6	1:13.576	+0.629	6	1:14.206
8	23	Ian MUNRO	Ford Fiesta XR2	XRCN		1600	6	1:13.862	+0.915	5	1:13.890
9	9	Derek McDOUGALL	Ford Fiesat XR2	XRC		1600	6	1:13.889	+0.942	6	1:14.001
10	3	Peter CRUICKSHANK	Ford Fiesta XR2	XRC		1600	6	1:13.989	+1.042	5	1:15.493
11	82	Geraint JONES	Ford Fiesta XR2	XRCN		1600	6	1:14.015	+1.068	5	1:15.200
12	32	Dave COLVILLE	Ford Fiesta XR2	XRC		1600	6	1:14.104	+1.157	5	1:14.661
13	6	Alistair FRASER	Ford Fiesta XR2	XRCN		1600	6	1:14.392	+1.445	6	1:14.579
14	14	Iain FRASER	Ford Fiesta XR2	XRCN		1600	6	1:14.575	+1.628	5	1:14.704
15	7	Jamie BICKET	Ford Fiesta XR2	XRC		1600	6	1:14.688	+1.741	6	1:14.745
16	21	Andrew ALLAN	Ford Fiesta XR2	XRC		1600	6	1:14.747	+1.800	5	1:14.883
17	19	Ian MAUGHAN	Ford Fiesta XR2	XRCN		1600	6	1:16.124	+3.177	6	1:16.940
18	25	Barry HOLMES	Ford Fiesta XR2	XRCN		1600	6	1:16.250	+3.303	4	1:17.059
19	37	Russell MORGAN	Ford Fiesta XR2	XRC		1600	6	1:16.319	+3.372	4	1:17.418
20	15	John TURNER	Ford Fiesta XR2	XRCN		1600	6	1:16.798	+3.851	3	1:17.135
21	18	Charlie THORNTON	Ford Fiesta XR2	XRC		1600	4	1:23.420	+10.473	3	1:25.546

Chief Timekeeper - Ian Sharp

Orbits 4

Clerk of the Course

www.amb-it.com

Sig.

Time

www.mylaps.com

Licensed to: SMART

SMRC Autumn Race Meeting

Scottish XR2 Championship

Knockhill 1.280 Miles

Practice 6

16/09/2007 09:45

Practice

Lap	Lap Tm	Diff	Time of Day
(1) Scott FRASER			
1	----		9:55:51.524
2	1:18.351	+5.404	9:57:09.875
3	1:17.358	+4.411	9:58:27.233
4	1:13.573	+0.626	9:59:40.806
5	1:16.759	+3.812	10:00:57.565
6	1:12.947	-	10:02:10.512
Best Tm: 1:12.947			

Lap	Lap Tm	Diff	Time of Day
(2) Andrew WINCHESTER			
1	----		9:55:50.568
2	1:21.868	+8.838	9:57:12.436
3	1:19.947	+6.917	9:58:32.383
4	1:13.134	+0.104	9:59:45.517
5	1:15.901	+2.871	10:01:01.418
6	1:13.030	-	10:02:14.448
Best Tm: 1:13.030			

Lap	Lap Tm	Diff	Time of Day
(4) Stewart SCOTT			
1	----		9:55:49.265
2	1:17.010	+3.829	9:57:06.275
3	1:15.117	+1.936	9:58:21.392
4	1:14.327	+1.146	9:59:35.719
5	1:13.181	-	10:00:48.900
6	1:20.270	+7.089	10:02:09.170
Best Tm: 1:13.181			

Lap	Lap Tm	Diff	Time of Day
(76) Willie DAVIDSON			
1	----		9:55:44.262
2	1:15.344	+2.082	9:56:59.606
3	1:14.550	+1.288	9:58:14.156
4	1:14.422	+1.160	9:59:28.578
5	1:14.193	+0.931	10:00:42.771
6	1:13.262	-	10:01:56.033
7	1:13.447	+0.185	10:03:09.480
Best Tm: 1:13.262			

Lap	Lap Tm	Diff	Time of Day
(99) Scott MORRISON			
1	----		9:55:45.452
2	1:18.449	+5.058	9:57:03.901
3	1:15.017	+1.626	9:58:18.918
4	1:14.098	+0.707	9:59:33.016
5	1:13.675	+0.284	10:00:46.691
6	1:13.391	-	10:02:00.082
Best Tm: 1:13.391			

Lap	Lap Tm	Diff	Time of Day
(10) Charlie COPE			
1	----		9:56:22.968
2	1:14.992	+1.446	9:57:37.960

Lap	Lap Tm	Diff	Time of Day
3	1:14.295	+0.749	9:58:52.255
4	1:14.043	+0.497	10:00:06.298
5	1:14.152	+0.606	10:01:20.450
6	1:13.546	-	10:02:33.996
Best Tm: 1:13.546			

Lap	Lap Tm	Diff	Time of Day
(5) Colin MacKINNON			
1	----		9:55:44.837
2	1:15.964	+2.388	9:57:00.801
3	1:16.164	+2.588	9:58:16.965
4	1:14.297	+0.721	9:59:31.262
5	1:14.206	+0.630	10:00:45.468
6	1:13.576	-	10:01:59.044
Best Tm: 1:13.576			

Lap	Lap Tm	Diff	Time of Day
(23) Ian MUNRO			
1	----		9:55:47.960
2	1:16.492	+2.630	9:57:04.452
3	1:15.342	+1.480	9:58:19.794
4	1:16.360	+2.498	9:59:36.154
5	1:13.862	-	10:00:50.016
6	1:13.890	+0.028	10:02:03.906
Best Tm: 1:13.862			

Lap	Lap Tm	Diff	Time of Day
(9) Derek McDUGALL			
1	----		9:56:06.527
2	1:15.277	+1.388	9:57:21.804
3	1:15.323	+1.434	9:58:37.127
4	1:14.684	+0.795	9:59:51.811
5	1:14.001	+0.112	10:01:05.812
6	1:13.889	-	10:02:19.701
Best Tm: 1:13.889			

Lap	Lap Tm	Diff	Time of Day
(3) Peter CRUICKSHANK			
1	----		9:55:48.603
2	1:16.632	+2.643	9:57:05.235
3	1:15.493	+1.504	9:58:20.728
4	1:16.308	+2.319	9:59:37.036
5	1:13.989	-	10:00:51.025
6	1:16.344	+2.355	10:02:07.369
Best Tm: 1:13.989			

Lap	Lap Tm	Diff	Time of Day
(82) Geraint JONES			
1	----		9:55:58.982
2	1:17.964	+3.949	9:57:16.946
3	1:15.934	+1.919	9:58:32.880
4	1:15.200	+1.185	9:59:48.080
5	1:14.015	-	10:01:02.095
6	1:16.238	+2.223	10:02:18.333
Best Tm: 1:14.015			

Lap	Lap Tm	Diff	Time of Day
(32) Dave COLVILLE			
1	----		9:55:52.449
2	1:15.985	+1.881	9:57:08.434
3	1:14.661	+0.557	9:58:23.095
4	1:15.276	+1.172	9:59:38.371
5	1:14.104	-	10:00:52.475
6	1:16.080	+1.976	10:02:08.555
Best Tm: 1:14.104			

Lap	Lap Tm	Diff	Time of Day
(6) Alistair FRASER			
1	----		9:56:40.390
2	1:14.802	+0.410	9:57:55.192
3	1:14.579	+0.187	9:59:09.771
4	1:15.877	+1.485	10:00:25.648
5	1:14.797	+0.405	10:01:40.445
6	1:14.392	-	10:02:54.837
Best Tm: 1:14.392			

Lap	Lap Tm	Diff	Time of Day
(14) Iain FRASER			
1	----		9:56:07.180
2	1:15.046	+0.471	9:57:22.226
3	1:15.659	+1.084	9:58:37.885
4	1:16.953	+2.378	9:59:54.838
5	1:14.575	-	10:01:09.413
6	1:14.704	+0.129	10:02:24.117
Best Tm: 1:14.575			

Lap	Lap Tm	Diff	Time of Day
(7) Jamie BICKET			
1	----		9:55:55.368
2	1:17.929	+3.241	9:57:13.297
3	1:15.769	+1.081	9:58:29.066
4	1:15.183	+0.495	9:59:44.249
5	1:14.745	+0.057	10:00:58.994
6	1:14.688	-	10:02:13.682
Best Tm: 1:14.688			

Lap	Lap Tm	Diff	Time of Day
(21) Andrew ALLAN			
1	----		9:55:53.486
2	1:16.482	+1.735	9:57:09.968
3	1:15.523	+0.776	9:58:25.491
4	1:14.883	+0.136	9:59:40.374
5	1:14.747	-	10:00:55.121
6	1:17.200	+2.453	10:02:12.321
Best Tm: 1:14.747			

Lap	Lap Tm	Diff	Time of Day
(19) Ian MAUGHAN			
1	----		9:55:57.941
2	1:20.599	+4.475	9:57:18.540
3	1:18.790	+2.666	9:58:37.330

Chief Timekeeper - Ian Sharp

Clerk of the Course

Sig.

Time

Orbits 4

www.amb-it.com

www.mylaps.com

Licensed to: SMART

SMRC Autumn Race Meeting

Scottish XR2 Championship

Knockhill 1.280 Miles

Practice 6

16/09/2007 09:45

Practice

Lap	Lap Tm	Diff	Time of Day
4	1:17.937	+1.813	9:59:55.267
5	1:16.940	+0.816	10:01:12.207
6	1:16.124	-	10:02:28.331

Best Tm: 1:16.124

(25) Barry HOLMES

1	-:--		9:55:55.979
2	1:19.665	+3.415	9:57:15.644
3	1:19.162	+2.912	9:58:34.806
4	1:16.250	-	9:59:51.056
5	1:17.059	+0.809	10:01:08.115
6	1:17.743	+1.493	10:02:25.858

Best Tm: 1:16.250

(37) Russell MORGAN

1	-:--		9:56:01.774
2	1:19.717	+3.398	9:57:21.491
3	1:19.247	+2.928	9:58:40.738
4	1:16.319	-	9:59:57.057
5	1:18.412	+2.093	10:01:15.469
6	1:17.418	+1.099	10:02:32.887

Best Tm: 1:16.319

(15) John TURNER

1	-:--		9:56:06.987
2	1:18.169	+1.371	9:57:25.156
3	1:16.798	-	9:58:41.954
4	1:17.135	+0.337	9:59:59.089
5	1:17.423	+0.625	10:01:16.512
6	1:19.520	+2.722	10:02:36.032

Best Tm: 1:16.798

(18) Charlie THORNTON

1	-:--		9:56:16.502
2	1:25.546	+2.126	9:57:42.048
3	1:23.420	-	9:59:05.468
4	1:39.435	+16.015	10:00:44.903

Best Tm: 1:23.420

Lap	Lap Tm	Diff	Time of Day
-----	--------	------	-------------

Lap	Lap Tm	Diff	Time of Day
-----	--------	------	-------------

Chief Timekeeper - Ian Sharp

Clerk of the Course

Sig.

Time

Orbits 4

www.amb-it.com

www.mylaps.com

Licensed to: SMART

SMRC Autumn Race Meeting


Scottish XR2 Championship

Knockhill 1.280 Miles

Race 7 - First Race

16/09/2007 12:00

Race (10 Laps)



2
[2] Andrew WINCHESTER [1:13.030]
4
[76] Willie DAVIDSON [1:13.262]
6
[10] Charlie COPE [1:13.546]
8
[23] Ian MUNRO [1:13.862]
10
[3] Peter CRUICKSHANK [1:13.989]
12
[32] Dave COLVILLE [1:14.104]
14
[14] Iain FRASER [1:14.575]
16
[21] Andrew ALLAN [1:14.747]
18
[25] Barry HOLMES [1:16.250]
20
[15] John TURNER [1:16.798]

1	[1] Scott FRASER [1:12.947]	1
3	[4] Stewart SCOTT [1:13.181]	2
5	[99] Scott MORRISON [1:13.391]	3
7	[5] Colin MacKINNON [1:13.576]	4
9	[9] Derek McDOUGALL [1:13.889]	5
11	[82] Geraint JONES [1:14.015]	6
13	[6] Alistair FRASER [1:14.392]	7
15	[7] Jamie BICKET [1:14.688]	8
17	[19] Ian MAUGHAN [1:16.124]	9
19	[37] Russell MORGAN [1:16.319]	10
21	[18] Charlie THORNTON [1:23.420]	11

Chief Timekeeper - Ian Sharp

Clerk of the Course

Sig.

Time

Orbits 4

www.amb-it.com

www.mylaps.com

Licensed to: SMART

SMRC Formula Ford Championship

Knockhill 1.280 Miles

Race 1 - First Race

16/09/2007 10:00

Race (10 Laps)

Pos	No.	Name	Make/Model	CC	Class Code	Laps	Total Tm	Diff	Avg. Speed	Best Tm	Lap
1	33	Graham CARROLL	Van Diemen	1600	FF16A	10	11:02.395	-	69.566	1:05.298	9
2	21	Alan KIRKCALDY	Van Diemen	1600	FF16A	10	11:03.014	+0.619	69.501	1:05.441	10
3	8	Louis Di RESTA	Van Diemen	1600	FF16A	10	11:06.752	+4.357	69.111	1:05.030	10
4	16	Robert THOMSON	Van Diemen	1600	FF16A	10	11:18.680	+16.285	67.897	1:06.372	5
5	23	Andrew CHESHER	Van Diemen	1600	FF16BN	10	11:28.043	+25.648	66.973	1:07.503	5
6	7	Craig BRUNTON	Van Diemen	1600	FF16AN	10	11:34.206	+31.811	66.378	1:07.175	3
7	70	David THORBURN	Van Diemen	1600	FF16A	10	11:36.578	+34.183	66.152	1:07.621	5
8	20	Alan BRUNTON	Van Diemen	1600	FF16A	10	11:39.247	+36.852	65.899	1:06.531	9
9	3	Adrian HAMILTON	Van Diemen	1600	FF16A	10	11:54.100	+51.705	64.529	1:09.043	8
10	78	David HEADEN	Swift	1600	FF16A	10	11:55.170	+52.775	64.432	1:08.750	6
11	10	Angus GEDDES	Van Diemen	1600	FF16BN	10	11:55.571	+53.176	64.396	1:08.381	7
12	91	David ROBERTSON	Van Diemen	1600	FF16A	10	11:58.583	+56.188	64.126	1:09.440	10
13	4	Graham LEGGET	Crossle	1600	FF16B	10	12:03.940	+1:01.545	63.652	1:09.293	9
14	19	Andrew McGREGOR	Van Diemen	1600	FF16B	9	11:04.922	1 Lap	62.371	1:09.030	3
15	14	Colin TURNER	Swift SC93	1600	FF16A	9	11:18.093	+13.171	61.160	1:08.466	5
16	15	Dane CHRISTISON	Van Diemen	1600	FF16AN	9	11:27.089	+22.167	60.359	1:13.213	2
17	11	Kyle MURCHIE	Van Diemen	1600	FF16BN	9	12:10.524	+1:05.602	56.770	1:19.039	4
Not classified (80% = 8 Laps)											
DNF	22	Elliott MASON	Van Diemen	1600	FF16AN	4	5:09.124	-	59.627	1:07.444	2
DNF	5	Stuart THORBURN	Van Diemen	1800	FF16A	2	2:17.293	-	67.127	1:06.724	2
DNF	2	Willie HOURIE	Van Diemen	1600	FF16A	2	2:56.810	-	52.124	1:39.579	2
DNS	66	Rory BUTCHER	Van Diemen	1600	FF16A	0	--	-	-	--	0

Announcements

Car No. 78 - No working transponder. Fix before next race.

Margin of Victory	Avg. Speed	Best Lap Tm	Best Spd	Best Lap by
+0.619	69.566	1:05.030	70.860	[8] Louis Di RESTA

Chief Timekeeper - Ian Sharp

Orbits 4

Clerk of the Course

www.amb-it.com

Sig.

Time

www.mylaps.com

Licensed to: SMART

SMRC Autumn Race Meeting

SMRC Formula Ford Championship

Knockhill 1.280 Miles

Race 1 - First Race

16/09/2007 10:00

Race (10 Laps)



Table for driver (33) Graham CARROLL. Columns: Lap, Lap Tm, Diff, Time of Day. Shows lap 1 to 10 with times like 10:27:03.362 and 10:36:56.754.

Table for driver (21) Alan KIRKCALDY. Columns: Lap, Lap Tm, Diff, Time of Day. Shows lap 1 to 10 with times like 10:27:03.954 and 10:36:57.373.

Table for driver (8) Louis Di RESTA. Columns: Lap, Lap Tm, Diff, Time of Day. Shows lap 1 to 10 with times like 10:27:05.637 and 10:37:01.111.

Table for driver (16) Robert THOMSON. Columns: Lap, Lap Tm, Diff, Time of Day. Shows lap 1 to 10 with times like 10:27:08.826 and 10:37:13.039.

Table for driver (23) Andrew CHESHER. Columns: Lap, Lap Tm, Diff, Time of Day. Shows lap 1 to 10 with times like 10:27:09.558 and 10:37:22.402.

Table for driver (7) Craig BRUNTON. Columns: Lap, Lap Tm, Diff, Time of Day. Shows lap 1 to 10 with times like 10:27:12.519 and 10:37:28.565.

Table for driver (70) David THORBURN. Columns: Lap, Lap Tm, Diff, Time of Day. Shows lap 1 to 10 with times like 10:27:14.938 and 10:37:30.937.

Table for driver (20) Alan BRUNTON. Columns: Lap, Lap Tm, Diff, Time of Day. Shows lap 1 to 10 with times like 10:27:10.575 and 10:37:33.606.

(3) Adrian HAMILTON

Table for driver (78) David HEADEN. Columns: Lap, Lap Tm, Diff, Time of Day. Shows lap 1 to 10 with times like 10:27:15.987 and 10:37:48.459.

Table for driver (10) Angus GEDDES. Columns: Lap, Lap Tm, Diff, Time of Day. Shows lap 1 to 10 with times like 10:27:18.546 and 10:37:49.529.

Table for driver (91) David ROBERTSON. Columns: Lap, Lap Tm, Diff, Time of Day. Shows lap 1 to 10 with times like 10:27:17.474 and 10:37:52.942.

Table for driver (4) Graham LEGGET. Columns: Lap, Lap Tm, Diff, Time of Day. Shows lap 1 to 10 with times like 10:27:17.474 and 10:37:52.942.

Chief Timekeeper - Ian Sharp

Clerk of the Course

Sig. Time

Orbits 4 www.amb-it.com www.mylaps.com Licensed to: SMART

SMRC Autumn Race Meeting

SMRC Formula Ford Championship

Knockhill 1.280 Miles

Race 1 - First Race

16/09/2007 10:00

Race (10 Laps)

Lap	Lap Tm	Diff	Time of Day
1	-:--		10:27:17.512
2	1:15.493	+6.200	10:28:33.005
3	1:12.701	+3.408	10:29:45.706
4	1:12.407	+3.114	10:30:58.113
5	1:09.887	+0.594	10:32:08.000
6	1:10.550	+1.257	10:33:18.550
7	1:09.962	+0.669	10:34:28.512
8	1:10.151	+0.858	10:35:38.663
9	1:09.293	-	10:36:47.956
10	1:10.343	+1.050	10:37:58.299

Best Tm: 1:09.293

(19) Andrew McGREGOR

1	-:--		10:27:15.334
2	1:11.419	+2.389	10:28:26.753
3	1:09.030	-	10:29:35.783
4	1:09.771	+0.741	10:30:45.554
5	1:09.317	+0.287	10:31:54.871
6	1:29.235	+20.205	10:33:24.106
7	1:12.048	+3.018	10:34:36.154
8	1:11.533	+2.503	10:35:47.687
9	1:11.594	+2.564	10:36:59.281

Best Tm: 1:09.030

(14) Colin TURNER

1	-:--		10:27:44.354
2	1:09.941	+1.475	10:28:54.295
3	1:10.041	+1.575	10:30:04.336
4	1:18.105	+9.639	10:31:22.441
5	1:08.466	-	10:32:30.907
6	1:11.888	+3.422	10:33:42.795
7	1:11.855	+3.389	10:34:54.650
8	1:08.834	+0.368	10:36:03.484
9	1:08.968	+0.502	10:37:12.452

Best Tm: 1:08.466

(15) Dane CHRISTISON

1	-:--		10:27:19.725
2	1:13.213	-	10:28:32.938
3	1:15.457	+2.244	10:29:48.395
4	1:16.163	+2.950	10:31:04.558
5	1:15.947	+2.734	10:32:20.505
6	1:18.336	+5.123	10:33:38.841
7	1:14.849	+1.636	10:34:53.690
8	1:14.103	+0.890	10:36:07.793
9	1:13.655	+0.442	10:37:21.448

Best Tm: 1:13.213

(11) Kyle MURCHIE

1	-:--		10:27:22.860
2	1:21.117	+2.078	10:28:43.977
3	1:19.149	+0.110	10:30:03.126
4	1:19.039	-	10:31:22.165

5	1:20.881	+1.842	10:32:43.046
6	1:20.709	+1.670	10:34:03.755
7	1:20.320	+1.281	10:35:24.075
8	1:21.561	+2.522	10:36:45.636
9	1:19.247	+0.208	10:38:04.883

Best Tm: 1:19.039

(22) Elliot MASON

1	-:--		10:27:07.682
2	1:07.444	-	10:28:15.126
3	1:12.749	+5.305	10:29:27.875
4	1:35.608	+28.164	10:31:03.483

Best Tm: 1:07.444

(5) Stuart THORBURN

1	-:--		10:27:04.928
2	1:06.724	-	10:28:11.652

Best Tm: 1:06.724

(2) Willie HOURIE

1	-:--		10:27:11.590
2	1:39.579	-	10:28:51.169

Best Tm: 1:39.579

(66) Rory BUTCHER

Best Tm: -:--

Chief Timekeeper - Ian Sharp

Clerk of the Course

Sig.

Time

Orbits 4

www.amb-it.com

www.mylaps.com

Licensed to: SMART

SMRC Formula Ford Championship

Knockhill 1.280 Miles

Race 1 - First Race

16/09/2007 10:00

Race (10 Laps)

Competitors	Laps									
	1	2	3	4	5	6	7	8	9	10
Graham CARROLL (33)	1	33	33	33	33	33	33	33	33	33
Alan KIRKCALDY (21)	2	21	21	21	21	21	21	21	21	21
Stuart THORBURN (5)	3	5	5	8	8	8	8	8	8	8
Louis Di RESTA (8)	4	8	8	16	16	16	16	16	16	16
Elliot MASON (22)	5	22	22	23	23	23	23	23	23	23
Robert THOMSON (16)	6	16	16	22	7	7	7	7	7	7
Andrew CHESHER (23)	7	23	23	7	70	70	70	70	70	70
Alan BRUNTON (20)	8	20	7	70	19	19	20	20	20	20
Angus GEDDES (10)	9	10	70	19	20	20	3	3	3	3
Willie HOURIE (2)	10	2	19	3	3	3	78	78	78	78
Craig BRUNTON (7)	11	7	3	20	78	78	91	10	10	10
David THORBURN (70)	12	70	20	91	91	91	10	91	91	91
Andrew McGREGOR (19)	13	19	91	78	10	10	4	4	4	4
Adrian HAMILTON (3)	14	3	78	4	4	4	19	19	19	19
David ROBERTSON (91)	15	91	15	10	22	15	15	15	14	14
Graham LEGGET (4)	16	4	4	15	15	14	14	14	15	15
David HEADEN (78)	17	78	10	11	11	11	11	11	11	11
Dane CHRISTISON (15)	18	15	11	14	14					
Kyle MURCHIE (11)	19	11	2							
Colin TURNER (14)	20	14	14							
-	21									

SMRC Autumn Race Meeting

SMRC Formula Ford Championship

Knockhill 1.280 Miles

Race 9 - Second Race

16/09/2007 13:40

Race (10 Laps)

2	1	1
[21] Alan KIRKCALDY	[33] Graham CARROLL	
[10]	[10]	
4	3	2
[16] Robert THOMSON	[8] Louis Di RESTA	
[10]	[10]	
6	5	3
[7] Craig BRUNTON	[23] Andrew CHESHER	
[10]	[10]	
8	7	4
[20] Alan BRUNTON	[70] David THORBURN	
[10]	[10]	
10	9	5
[78] David HEADEN	[3] Adrian HAMILTON	
[10]	[10]	
12	11	6
[91] David ROBERTSON	[10] Angus GEDDES	
[10]	[10]	
14	13	7
[19] Andrew McGREGOR	[4] Graham LEGGET	
[9]	[10]	
16	15	8
[15] Dane CHRISTISON	[14] Colin TURNER	
[9]	[9]	
18	17	9
[22] Elliot MASON	[11] Kyle MURCHIE	
[4]	[9]	
20	19	10
[2] Willie HOURIE	[5] Stuart THORBURN	
[2]	[2]	
	21	11
	[66] Rory BUTCHER	
	[0]	

Chief Timekeeper - Ian Sharp

Orbits 4

Clerk of the Course

www.amb-it.com

Sig.

Time

www.mylaps.com

Licensed to: SMART

Scottish Legends Championship

Knockhill 1.280 Miles

Race 2 - First A Race Restart

16/09/2007 10:30

Race (5 Laps)

Pos	No.	Name	Make/Model	CC	Class	Laps	Total Tm	Diff	Avg. Speed	Best Tm	Lap
1	22	Benjamin MASON	Ford Sedan	1250	L	5	6:15.897	-	61.293	1:13.069	2
2	28	Frank HYNDS	Legend	1250	L	5	6:20.512	+4.615	60.550	1:14.087	3
3	68	Carol BROWN	Ford Sedan	1200	L	5	6:20.821	+4.924	60.501	1:12.723	3
4	88	Jason OGG	34 Chevy Coupe	1250	L	5	6:22.659	+6.762	60.210	1:14.113	3
5	46	Colin ATKINSON	Legend	1200	L	5	6:25.225	+9.328	59.809	1:14.487	3
6	80	Steve COULL	Legend	1200	L	5	6:26.658	+10.761	59.588	1:14.785	4
7	69	Gerard McCOSH	Ford Coupe	1250	L	5	6:26.822	+10.925	59.562	1:14.451	4
8	4	Tony CAIG	37 Chevy	1250	L	5	6:28.289	+12.392	59.337	1:13.057	5
9	23	Alistair GAULD	Legend	1200	L	5	6:30.956	+15.059	58.932	1:14.487	3
10	31	Alex KNIGHT	Legend	1250	L	5	6:31.890	+15.993	58.792	1:15.168	3
11	37	Rory BRYANT	Ford Sedan	1250	LS	5	6:32.588	+16.691	58.687	1:14.408	4
12	25	Pat HYNDS	34 Chevy	1250	L	5	6:33.384	+17.487	58.569	1:14.875	4
13	44	Andrew DONALD	Ford Sedan	1250	L	5	6:34.659	+18.762	58.380	1:14.960	5
14	6	Ross MARSHALL	Legend	1250	L	5	6:37.537	+21.640	57.957	1:15.212	3
15	71	Alasdair THOM	Chevy Sedan	1250	L	5	6:39.648	+23.751	57.651	1:16.451	3
16	90	Mark LEES	Dodge Coupe	1250	L	5	6:40.205	+24.308	57.570	1:16.377	4
17	10	Frank OGG	Legend	1250	L	5	6:42.510	+26.613	57.241	1:16.534	5
18	18	Scott HYNDS	Legend	1250	L	5	7:03.454	+47.557	54.410	1:19.198	5
19	1	Chris HYNDS	Legend	1250	L	5	7:08.773	+52.876	53.735	1:19.160	2
20	3	Sean HYNDS	Legend	1250	L	5	7:08.857	+52.960	53.724	1:19.115	5
21	99	Sandford IMRIE	Ford Sedan	1250	L	5	7:16.912	+1:01.015	52.734	1:18.507	5
Not classified (80% = 4 Laps)											
DNF	70	David THORBURN	34 Ford Coupe	1200	L	2	2:55.304	-	52.572	1:22.423	2
DNS	60	Mike HOGG	37 Ford Sedan	1250	LS	0	-:----	-	-	-:----	0
DNS	27	Murray FORD	Ford Sedan	1250	L	0	-:----	-	-	-:----	0

Announcements

Red Flag - Lap 2 - Race re-started over 5 laps.

Margin of Victory	Avg. Speed	Best Lap Tm	Best Spd	Best Lap by
+4.615	61.293	1:12.723	63.364	[68] Carol BROWN

Chief Timekeeper - Ian Sharp

Orbits 4

Clerk of the Course

www.amb-it.com

Sig.

Time

www.mylaps.com

Licensed to: SMART

SMRC Autumn Race Meeting

Scottish Legends Championship

Knockhill 1.280 Miles

Race 2 - First A Race Restart

16/09/2007 10:30

Race (5 Laps)

Lap	Lap Tm	Diff	Time of Day
(22) Benjamin MASON			
1	1:20.001	+6.932	11:05:34.974
2	1:13.069	-	11:06:48.043
3	1:13.369	+0.300	11:08:01.412
4	1:13.107	+0.038	11:09:14.519
5	1:14.206	+1.137	11:10:28.725
Best Tm: 1:13.069			

Lap	Lap Tm	Diff	Time of Day
(28) Frank HYNDS			
1	1:20.836	+6.749	11:05:35.852
2	1:14.416	+0.329	11:06:50.268
3	1:14.087	-	11:08:04.355
4	1:14.567	+0.480	11:09:18.922
5	1:14.418	+0.331	11:10:33.340
Best Tm: 1:14.087			

Lap	Lap Tm	Diff	Time of Day
(68) Carol BROWN			
1	1:21.160	+8.437	11:05:38.818
2	1:13.906	+1.183	11:06:52.724
3	1:12.723	-	11:08:05.447
4	1:13.681	+0.958	11:09:19.128
5	1:14.521	+1.798	11:10:33.649
Best Tm: 1:12.723			

Lap	Lap Tm	Diff	Time of Day
(88) Jason OGG			
1	1:21.570	+7.457	11:05:37.779
2	1:15.212	+1.099	11:06:52.991
3	1:14.113	-	11:08:07.104
4	1:14.162	+0.049	11:09:21.266
5	1:14.221	+0.108	11:10:35.487
Best Tm: 1:14.113			

Lap	Lap Tm	Diff	Time of Day
(46) Colin ATKINSON			
1	1:20.640	+6.153	11:05:37.545
2	1:15.982	+1.495	11:06:53.527
3	1:14.487	-	11:08:08.014
4	1:14.713	+0.226	11:09:22.727
5	1:15.326	+0.839	11:10:38.053
Best Tm: 1:14.487			

Lap	Lap Tm	Diff	Time of Day
(80) Steve COULL			
1	1:22.412	+7.627	11:05:38.582
2	1:16.156	+1.371	11:06:54.738
3	1:14.845	+0.060	11:08:09.583
4	1:14.785	-	11:09:24.368
5	1:15.118	+0.333	11:10:39.486
Best Tm: 1:14.785			

Lap	Lap Tm	Diff	Time of Day
(69) Gerard McCOSH			
1	1:22.683	+8.232	11:05:40.509
2	1:14.863	+0.412	11:06:55.372
3	1:15.149	+0.698	11:08:10.521
4	1:14.451	-	11:09:24.972
5	1:14.678	+0.227	11:10:39.650
Best Tm: 1:14.451			

Lap	Lap Tm	Diff	Time of Day
(4) Tony CAIG			
1	1:22.524	+9.467	11:05:44.769
2	1:14.832	+1.775	11:06:59.601
3	1:14.158	+1.101	11:08:13.759
4	1:14.301	+1.244	11:09:28.060
5	1:13.057	-	11:10:41.117
Best Tm: 1:13.057			

Lap	Lap Tm	Diff	Time of Day
(23) Alistair GAULD			
1	1:23.614	+9.127	11:05:41.961
2	1:16.764	+2.277	11:06:58.725
3	1:14.487	-	11:08:13.212
4	1:14.537	+0.050	11:09:27.749
5	1:16.035	+1.548	11:10:43.784
Best Tm: 1:14.487			

Lap	Lap Tm	Diff	Time of Day
(31) Alex KNIGHT			
1	1:22.617	+7.449	11:05:41.534
2	1:15.742	+0.574	11:06:57.276
3	1:15.168	-	11:08:12.444
4	1:16.192	+1.024	11:09:28.636
5	1:16.082	+0.914	11:10:44.718
Best Tm: 1:15.168			

Lap	Lap Tm	Diff	Time of Day
(37) Rory BRYANT			
1	1:23.350	+8.942	11:05:42.763
2	1:16.424	+2.016	11:06:59.187
3	1:15.740	+1.332	11:08:14.927
4	1:14.408	-	11:09:29.335
5	1:16.081	+1.673	11:10:45.416
Best Tm: 1:14.408			

Lap	Lap Tm	Diff	Time of Day
(25) Pat HYNDS			
1	1:23.808	+8.933	11:05:42.782
2	1:17.087	+2.212	11:06:59.869
3	1:15.915	+1.040	11:08:15.784
4	1:14.875	-	11:09:30.659
5	1:15.553	+0.678	11:10:46.212
Best Tm: 1:14.875			

Lap	Lap Tm	Diff	Time of Day
(44) Andrew DONALD			

Lap	Lap Tm	Diff	Time of Day
(6) Ross MARSHALL			
1	1:24.244	+9.284	11:05:43.968
2	1:16.253	+1.293	11:07:00.221
3	1:16.647	+1.687	11:08:16.868
4	1:15.659	+0.699	11:09:32.527
5	1:14.960	-	11:10:47.487
Best Tm: 1:14.960			

Lap	Lap Tm	Diff	Time of Day
(71) Alasdair THOM			
1	1:25.378	+10.166	11:05:46.615
2	1:16.364	+1.152	11:07:02.979
3	1:15.212	-	11:08:18.191
4	1:16.057	+0.845	11:09:34.248
5	1:16.117	+0.905	11:10:50.365
Best Tm: 1:15.212			

Lap	Lap Tm	Diff	Time of Day
(90) Mark LEES			
1	1:23.971	+7.520	11:05:40.992
2	1:17.350	+0.899	11:06:58.342
3	1:16.451	-	11:08:14.793
4	1:20.090	+3.639	11:09:34.883
5	1:17.593	+1.142	11:10:52.476
Best Tm: 1:16.451			

Lap	Lap Tm	Diff	Time of Day
(10) Frank OGG			
1	1:27.048	+10.671	11:05:45.262
2	1:17.312	+0.935	11:07:02.574
3	1:17.347	+0.970	11:08:19.921
4	1:16.377	-	11:09:36.298
5	1:16.735	+0.358	11:10:53.033
Best Tm: 1:16.377			

Lap	Lap Tm	Diff	Time of Day
(18) Scott HYNDS			
1	1:32.957	+13.759	11:05:56.154
2	1:20.078	+0.880	11:07:16.232
3	1:20.913	+1.715	11:08:37.145
4	1:19.939	+0.741	11:09:57.084
5	1:19.198	-	11:11:16.282
Best Tm: 1:19.198			

Lap	Lap Tm	Diff	Time of Day
(1) Chris HYNDS			

Chief Timekeeper - Ian Sharp

Clerk of the Course

Sig. Time

Orbits 4

www.amb-it.com

www.mylaps.com

Licensed to: SMART

SMRC Autumn Race Meeting

Scottish Legends Championship

Knockhill 1.280 Miles

Race 2 - First A Race Restart

16/09/2007 10:30

Race (5 Laps)

Lap	Lap Tm	Diff	Time of Day
1	1:26.610	+7.450	11:05:49.119
2	1:19.160	-	11:07:08.279
3	1:28.848	+9.688	11:08:37.127
4	1:24.932	+5.772	11:10:02.059
5	1:19.542	+0.382	11:11:21.601
Best Tm: 1:19.160			

(3) Sean HYNDS

1	1:29.899	+10.784	11:05:54.233
2	1:22.503	+3.388	11:07:16.736
3	1:23.024	+3.909	11:08:39.760
4	1:22.810	+3.695	11:10:02.570
5	1:19.115	-	11:11:21.685
Best Tm: 1:19.115			

(99) Sandford IMRIE

1	1:31.935	+13.428	11:05:55.169
2	1:28.900	+10.393	11:07:24.069
3	1:25.088	+6.581	11:08:49.157
4	1:22.076	+3.569	11:10:11.233
5	1:18.507	-	11:11:29.740
Best Tm: 1:18.507			

(70) David THORBURN

1	1:25.467	+3.044	11:05:45.709
2	1:22.423	-	11:07:08.132
Best Tm: 1:22.423			

(60) Mike HOGG

Best Tm: -:-

(27) Murray FORD

Best Tm: -:-

Lap Lap Tm Diff Time of Day

Lap Lap Tm Diff Time of Day

Chief Timekeeper - Ian Sharp

Clerk of the Course

Sig. Time

Orbits 4

www.amb-it.com

www.mylaps.com

Licensed to: SMART

Scottish Legends Championship

Knockhill 1.280 Miles

Race 2 - First A Race Restart

16/09/2007 10:30

Race (5 Laps)

Competitors	Laps					
	0	1	2	3	4	5
Benjamin MASON (22)	1	22	22	22	22	22
Frank HYNDS (28)	2	28	28	28	28	28
Steve COULL (80)	3	80	46	68	68	68
Jason OGG (88)	4	88	88	88	88	88
Colin ATKINSON (46)	5	46	80	46	46	46
Alasdair THOM (71)	6	71	68	80	80	80
Carol BROWN (68)	7	68	69	69	69	69
Gerard McCOSH (69)	8	69	71	31	31	23
Mark LEES (90)	9	90	31	71	23	4
Alistair GAULD (23)	10	23	23	23	4	31
Alex KNIGHT (31)	11	31	37	37	71	37
Pat HYNDS (25)	12	25	25	4	37	25
Rory BRYANT (37)	13	37	44	25	25	44
Andrew DONALD (44)	14	44	4	44	44	6
David THORBURN (70)	15	70	90	90	6	71
Ross MARSHALL (6)	16	6	70	6	90	90
Frank OGG (10)	17	10	6	10	10	10
Tony CAIG (4)	18	4	10	70	1	18
Chris HYNDS (1)	19	1	1	1	18	1
Scott HYNDS (18)	20	18	3	18	3	3
Sandford IMRIE (99)	21	99	99	3	99	99
Sean HYNDS (3)	22	3	18	99		
-	23					
-	24					

Chief Timekeeper - Ian Sharp

Orbits 4

Clerk of the Course

www.amb-it.com

Sig.

Time

www.mylaps.com

Licensed to: SMART

Smarty.com Mini Cooper Cup

Knockhill 1.280 Miles

Race 3 - First Race

16/09/2007 10:40

Race (10 Laps)

Pos	No.	Name	Make/Model	CC	Class	Laps	Total Tm	Diff	Avg. Speed	Best Tm	Lap
1	16	Kenneth THIRWALL	Mini Cooper	1600	SMN	10	11:51.420	-	64.772	1:10.262	4
2	2	Paul WILSON	Mini Cooper	1600	SM	10	11:53.049	+1.629	64.624	1:10.161	4
3	7	Vic COVEY Jnr	Mini Cooper	1600	SM	10	11:53.487	+2.067	64.584	1:09.989	8
4	15	Ian MILTON	Mini Cooper	1600	SMN	10	12:01.246	+9.826	63.889	1:10.173	5
5	8	Jordan GRONKOWSKI	Mini Cooper	1600	SMN	10	12:01.559	+10.139	63.862	1:11.036	8
6	11	Alasdair McGOWAN	Mini Cooper	1600	SM	10	12:09.151	+17.731	63.197	1:11.731	8
7	9	John BARRIE	Mini Cooper	1600	SMN	10	12:10.898	+19.478	63.046	1:11.366	6
8	12	Steve MITCHELL	Mini Cooper	1600	SM	10	12:11.228	+19.808	63.017	1:11.360	7
9	3	Glynn GEDDIE	Mini Cooper	1600	SMN	10	12:24.773	+33.353	61.871	1:11.371	5
10	4	Gilbert GROSSETT	Mini Cooper	1600	SMN	10	12:27.724	+36.304	61.627	1:12.357	6
11	17	Mark DRYDEN	Mini Cooper	1600	SM	10	12:33.558	+42.138	61.150	1:11.000	5
12	1	Nick NAIRN	Mini Cooper	1600	SM	10	12:46.140	+54.720	60.146	1:13.994	9
13	5	Michael ROWAN	Mini Cooper	1600	SMN	10	12:57.452	+1:06.032	59.271	1:12.374	8

Margin of Victory	Avg. Speed	Best Lap Tm	Best Spd	Best Lap by
+1.629	64.772	1:09.989	65.839	[7] Vic COVEY Jnr

Chief Timekeeper - Ian Sharp

Orbits 4

Clerk of the Course

www.amb-it.com

Sig.

Time

www.mylaps.com

Licensed to: SMART

SMRC Autumn Race Meeting

Smarty.com Mini Cooper Cup

Knockhill 1.280 Miles

Race 3 - First Race

16/09/2007 10:40

Race (10 Laps)

Lap	Lap Tm	Diff	Time of Day
1	-:--		11:24:24.566
2	1:13.279	+0.905	11:25:37.845
3	1:13.830	+1.456	11:26:51.675
4	1:21.005	+8.631	11:28:12.680
5	1:12.830	+0.456	11:29:25.510
6	1:14.626	+2.252	11:30:40.136
7	1:32.681	+20.307	11:32:12.817
8	1:12.374	-	11:33:25.191
9	1:12.566	+0.192	11:34:37.757
10	1:12.788	+0.414	11:35:50.545

Best Tm: 1:12.374

Lap	Lap Tm	Diff	Time of Day
-----	--------	------	-------------

Lap	Lap Tm	Diff	Time of Day
-----	--------	------	-------------

Chief Timekeeper - Ian Sharp

Clerk of the Course

Sig.

Time

Orbits 4

www.amb-it.com

www.mylaps.com

Licensed to: SMART

Smarty.com Mini Cooper Cup

Knockhill 1.280 Miles

Race 3 - First Race

16/09/2007 10:40

Race (10 Laps)

Competitors	Laps									
	1	2	3	4	5	6	7	8	9	10
Kenneth THIRWALL (16)	1	16	16	16	16	16	16	16	16	16
Paul WILSON (2)	2	2	2	2	2	2	2	2	2	2
Jordan GRONKOWSKI (8)	3	8	15	15	15	15	15	7	7	7
Ian MILTON (15)	4	15	8	7	7	7	7	15	15	15
Vic COVEY Jnr (7)	5	7	7	8	8	8	8	8	8	8
Mark DRYDEN (17)	6	17	17	17	17	17	11	11	11	11
Alasdair McGOWAN (11)	7	11	11	11	11	11	9	9	9	9
Steve MITCHELL (12)	8	12	12	12	9	9	12	12	12	12
John BARRIE (9)	9	9	9	9	12	12	4	4	3	3
Glynn GEDDIE (3)	10	3	3	3	3	3	3	3	4	4
Nick NAIRN (1)	11	1	1	4	4	4	17	17	17	17
Gilbert GROSSETT (4)	12	4	4	5	1	1	5	1	1	1
Michael ROWAN (5)	13	5	5	1	5	5	1	5	5	5

Chief Timekeeper - Ian Sharp

Orbits 4

Clerk of the Course

www.amb-it.com

Sig.

Time

www.mylaps.com

Licensed to: SMART

SMRC Autumn Race Meeting


Smarty.com Mini Cooper Cup

Knockhill 1.280 Miles

Race 11 - Second Race

16/09/2007 14:20

Race (8 Laps)



2
[15] Ian MILTON
[10]
4
[2] Paul WILSON
[10]
6
[11] Alasdair McGOWAN
[10]
8
[12] Steve MITCHELL
[10]
10
[4] Gilbert GROSSETT
[10]
12
[1] Nick NAIRN
[10]

1
[8] Jordan GRONKOWSKI
[10]
3
[7] Vic COVEY Jnr
[10]
5
[16] Kenneth THIRWALL
[10]
7
[9] John BARRIE
[10]
9
[3] Glynn GEDDIE
[10]
11
[17] Mark DRYDEN
[10]
13
[5] Michael ROWAN
[10]

1
2
3
4
5
6
7

Chief Timekeeper - Ian Sharp

Clerk of the Course

Sig. Time

Orbits 4

www.amb-it.com

www.mylaps.com

Licensed to: SMART

Scottish Classic Sports & Saloons

Knockhill 1.280 Miles

Race 4 - First Race

16/09/2007 11:00

Race (10 Laps)

Pos	No.	Name	Make/Model	CC	Class	Laps	Total Tm	Diff	Avg. Speed	Best Tm	Lap
1	2	Oilly ROSS	Lotus Europa	1600	CSSB	10	11:56.766	-	64.289	1:10.335	5
2	5	Matthew GORDON	Porsche 911	2700	CSSC	10	11:58.899	+2.133	64.098	1:09.393	10
3	4	Stan BERNARD	Porsche 911	2687	CSSC	10	11:59.612	+2.846	64.035	1:11.103	8
4	66	Ian LONGFORD	Ford Escort	2000	CSSC	10	12:26.192	+29.426	61.754	1:10.856	9
5	27	Steven SWAN	Renault Gordini	1546	CSSB	10	12:31.938	+35.172	61.282	1:13.944	3
6	11	Ian MORTON	MG Midget	1380	CSSA	10	12:57.423	+1:00.657	59.273	1:15.823	8
7	14	Tim REID	Alfa Romeo Guilletta	1598	CSSB	9	12:12.362	1 Lap	56.628	1:18.696	9

Margin of Victory	Avg. Speed	Best Lap Tm	Best Spd	Best Lap by
+2.133	64.289	1:09.393	66.404	[5] Matthew GORDON

Chief Timekeeper - Ian Sharp

Orbits 4

Clerk of the Course

www.amb-it.com

Sig.

Time

www.mylaps.com

Licensed to: SMART

SMRC Autumn Race Meeting

Scottish Classic Sports & Saloons

Knockhill 1.280 Miles

Race 4 - First Race

16/09/2007 11:00

Race (10 Laps)

Lap	Lap Tm	Diff	Time of Day
(2) Oily ROSS			
1	----		11:43:33.395
2	1:10.952	+0.617	11:44:44.347
3	1:11.638	+1.303	11:45:55.985
4	1:11.863	+1.528	11:47:07.848
5	1:10.335	-	11:48:18.183
6	1:11.430	+1.095	11:49:29.613
7	1:11.656	+1.321	11:50:41.269
8	1:10.952	+0.617	11:51:52.221
9	1:11.209	+0.874	11:53:03.430
10	1:11.726	+1.391	11:54:15.156
Best Tm: 1:10.335			

Lap	Lap Tm	Diff	Time of Day
(5) Matthew GORDON			
1	----		11:43:34.981
2	1:12.365	+2.972	11:44:47.346
3	1:11.965	+2.572	11:45:59.311
4	1:11.606	+2.213	11:47:10.917
5	1:11.531	+2.138	11:48:22.448
6	1:12.500	+3.107	11:49:34.948
7	1:11.396	+2.003	11:50:46.344
8	1:10.685	+1.292	11:51:57.029
9	1:10.867	+1.474	11:53:07.896
10	1:09.393	-	11:54:17.289
Best Tm: 1:09.393			

Lap	Lap Tm	Diff	Time of Day
(4) Stan BERNARD			
1	----		11:43:32.150
2	1:11.216	+0.113	11:44:43.366
3	1:12.250	+1.147	11:45:55.616
4	1:12.965	+1.862	11:47:08.581
5	1:12.418	+1.315	11:48:20.999
6	1:11.679	+0.576	11:49:32.678
7	1:11.255	+0.152	11:50:43.933
8	1:11.103	-	11:51:55.036
9	1:11.844	+0.741	11:53:06.880
10	1:11.122	+0.019	11:54:18.002
Best Tm: 1:11.103			

Lap	Lap Tm	Diff	Time of Day
(66) Ian LONGFORD			
1	----		11:43:38.065
2	1:14.580	+3.724	11:44:52.645
3	1:15.391	+4.535	11:46:08.036
4	1:13.819	+2.963	11:47:21.855
5	1:13.400	+2.544	11:48:35.255
6	1:15.691	+4.835	11:49:50.946
7	1:12.192	+1.336	11:51:03.138
8	1:11.982	+1.126	11:52:15.120
9	1:10.856	-	11:53:25.976
10	1:18.606	+7.750	11:54:44.582
Best Tm: 1:10.856			

Lap	Lap Tm	Diff	Time of Day
(27) Steven SWAN			
1	----		11:43:36.730
2	1:15.237	+1.293	11:44:51.967
3	1:13.944	-	11:46:05.911
4	1:14.623	+0.679	11:47:20.534
5	1:14.563	+0.619	11:48:35.097
6	1:17.152	+3.208	11:49:52.249
7	1:15.147	+1.203	11:51:07.396
8	1:14.597	+0.653	11:52:21.993
9	1:14.015	+0.071	11:53:36.008
10	1:14.320	+0.376	11:54:50.328
Best Tm: 1:13.944			

Lap	Lap Tm	Diff	Time of Day
(11) Ian MORTON			
1	----		11:43:40.466
2	1:18.875	+3.052	11:44:59.341
3	1:18.127	+2.304	11:46:17.468
4	1:18.381	+2.558	11:47:35.849
5	1:17.548	+1.725	11:48:53.397
6	1:17.322	+1.499	11:50:10.719
7	1:16.435	+0.612	11:51:27.154
8	1:15.823	-	11:52:42.977
9	1:16.870	+1.047	11:53:59.847
10	1:15.966	+0.143	11:55:15.813
Best Tm: 1:15.823			

Lap	Lap Tm	Diff	Time of Day
(14) Tim REID			
1	----		11:43:45.890
2	1:21.943	+3.247	11:45:07.833
3	1:20.506	+1.810	11:46:28.339
4	1:20.349	+1.653	11:47:48.688
5	1:19.682	+0.986	11:49:08.370
6	1:20.854	+2.158	11:50:29.224
7	1:19.724	+1.028	11:51:48.948
8	1:23.108	+4.412	11:53:12.056
9	1:18.696	-	11:54:30.752
Best Tm: 1:18.696			

Chief Timekeeper - Ian Sharp

Clerk of the Course

Sig.

Time

Orbits 4

www.amb-it.com

www.mylaps.com

Licensed to: SMART

Scottish Classic Sports & Saloons

Knockhill 1.280 Miles

Race 4 - First Race

16/09/2007 11:00

Race (10 Laps)

Competitors	Laps										
	1	2	3	4	5	6	7	8	9	10	
Stan BERNARD (4)	1	4	4	4	2	2	2	2	2	2	2
Olly ROSS (2)	2	2	2	4	4	4	4	4	4	4	5
Matthew GORDON (5)	3	5	5	5	5	5	5	5	5	5	4
Steven SWAN (27)	4	27	27	27	27	27	66	66	66	66	66
Ian LONGFORD (66)	5	66	66	66	66	66	27	27	27	27	27
Ian MORTON (11)	6	11	11	11	11	11	11	11	11	11	11
Tim REID (14)	7	14	14	14	14	14	14	14	14	14	14

Chief Timekeeper - Ian Sharp

Orbits 4

Clerk of the Course

www.amb-it.com

Sig.

Time

www.mylaps.com

Licensed to: SMART

SMRC Autumn Race Meeting

Scottish Classic Sports & Saloons

Knockhill 1.280 Miles

Race 12 - Second Race

16/09/2007 14:40

Race (10 Laps)

2

[11] Ian MORTON
[10]
4

[66] Ian LONGFORD
[10]
6

[5] Matthew GORDON
[10]

1

[14] Tim REID
[9]
3

[27] Steven SWAN
[10]
5

[4] Stan BERNARD
[10]
7

[2] Olly ROSS
[10]

1
2
3
4

Chief Timekeeper - Ian Sharp

Clerk of the Course

Sig. Time

Orbits 4

www.amb-it.com

www.mylaps.com

Licensed to: SMART

Scottish Legends Championship

Knockhill 1.280 Miles

Race 5 - Second A Race

16/09/2007 11:20

Race (8 Laps)

Pos	No.	Name	Make/Model	CC	Class	Laps	Total Tm	Diff	Avg. Speed	Best Tm	Lap
1	22	Benjamin MASON	Ford Sedan	1250	L	8	9:52.269	-	62.242	1:11.931	4
2	37	Rory BRYANT	Ford Sedan	1250	LS	8	9:53.372	+1.103	62.126	1:12.938	8
3	69	Gerard McCOSH	Ford Coupe	1250	L	8	9:59.971	+7.702	61.443	1:12.517	7
4	68	Carol BROWN	Ford Sedan	1200	L	8	10:00.593	+8.324	61.379	1:12.723	7
5	44	Andrew DONALD	Ford Sedan	1250	L	8	10:01.221	+8.952	61.315	1:13.409	4
6	25	Pat HYNDS	34 Chevy	1250	L	8	10:01.911	+9.642	61.245	1:12.564	6
7	4	Tony CAIG	37 Chevy	1250	L	8	10:02.142	+9.873	61.221	1:12.311	6
8	28	Frank HYNDS	Legend	1250	L	8	10:10.016	+17.747	60.431	1:13.572	5
9	46	Colin ATKINSON	Legend	1200	L	8	10:10.301	+18.032	60.403	1:14.448	3
10	80	Steve COULL	Legend	1200	L	8	10:11.241	+18.972	60.310	1:14.167	5
11	23	Alistair GAULD	Legend	1200	L	8	10:12.303	+20.034	60.205	1:15.106	2
12	90	Mark LEES	Dodge Coupe	1250	L	8	10:12.678	+20.409	60.169	1:14.277	8
13	6	Ross MARSHALL	Legend	1250	L	8	10:13.717	+21.448	60.067	1:13.943	7
14	31	Alex KNIGHT	Legend	1250	L	8	10:15.213	+22.944	59.921	1:14.541	7
15	88	Jason OGG	34 Chevy Coupe	1250	L	8	10:28.288	+36.019	58.674	1:14.671	4
16	10	Frank OGG	Legend	1250	L	8	10:32.328	+40.059	58.299	1:15.206	7
17	18	Scott HYNDS	Legend	1250	L	8	10:34.514	+42.245	58.098	1:16.673	7
18	99	Sandford IMRIE	Ford Sedan	1250	L	8	10:43.947	+51.678	57.247	1:16.652	7
19	3	Sean HYNDS	Legend	1250	L	8	10:52.210	+59.941	56.522	1:18.163	5
20	1	Chris HYNDS	Legend	1250	L	7	9:53.487	1 Lap	54.350	1:20.487	6
21	60	Mike HOGG	37 Ford Sedan	1250	LS	7	10:00.879	+7.392	53.681	1:21.184	6
Not classified (80% = 7 Laps)											
DNF	70	Alistair DOW	34 Ford Coupe	1200	L	3	3:51.470	-	59.723	1:13.692	2
DNS	71	Alasdair THOM	Chevy Sedan	1250	L	0	-:----	-	-	-:----	0
DNS	27	Murray FORD	Ford Sedan	1250	L	0	-:----	-	-	-:----	0

Margin of Victory	Avg. Speed	Best Lap Tm	Best Spd	Best Lap by
+1.103	62.242	1:11.931	64.061	[22] Benjamin MASON

Chief Timekeeper - Ian Sharp

Orbits 4

Clerk of the Course

www.amb-it.com

Sig.

Time

www.mylaps.com

Licensed to: SMART

SMRC Autumn Race Meeting

Scottish Legends Championship

Knockhill 1.280 Miles

Race 5 - Second A Race

16/09/2007 11:20

Race (8 Laps)

Lap	Lap Tm	Diff	Time of Day
(88) Jason OGG			
1	1:20.267	+5.596	12:05:52.933
2	1:16.512	+1.841	12:07:09.445
3	1:15.940	+1.269	12:08:25.385
4	1:14.671	-	12:09:40.056
5	1:29.527	+14.856	12:11:09.583
6	1:14.891	+0.220	12:12:24.474
7	1:14.887	+0.216	12:13:39.361
8	1:15.083	+0.412	12:14:54.444
Best Tm: 1:14.671			

Lap	Lap Tm	Diff	Time of Day
(10) Frank OGG			
1	1:23.755	+8.549	12:06:00.430
2	1:18.210	+3.004	12:07:18.640
3	1:15.907	+0.701	12:08:34.547
4	1:18.321	+3.115	12:09:52.868
5	1:17.268	+2.062	12:11:10.136
6	1:16.500	+1.294	12:12:26.636
7	1:15.206	-	12:13:41.842
8	1:16.642	+1.436	12:14:58.484
Best Tm: 1:15.206			

Lap	Lap Tm	Diff	Time of Day
(18) Scott HYNDS			
1	1:22.558	+5.885	12:05:58.286
2	1:18.608	+1.935	12:07:16.894
3	1:17.289	+0.616	12:08:34.183
4	1:18.132	+1.459	12:09:52.315
5	1:17.246	+0.573	12:11:09.561
6	1:17.755	+1.082	12:12:27.316
7	1:16.673	-	12:13:43.989
8	1:16.681	+0.008	12:15:00.670
Best Tm: 1:16.673			

Lap	Lap Tm	Diff	Time of Day
(99) Sandford IMRIE			
1	1:27.095	+10.443	12:06:03.057
2	1:20.105	+3.453	12:07:23.162
3	1:19.669	+3.017	12:08:42.831
4	1:18.500	+1.848	12:10:01.331
5	1:17.065	+0.413	12:11:18.396
6	1:17.755	+1.103	12:12:36.151
7	1:16.652	-	12:13:52.803
8	1:17.300	+0.648	12:15:10.103
Best Tm: 1:16.652			

Lap	Lap Tm	Diff	Time of Day
(3) Sean HYNDS			
1	1:26.309	+8.146	12:06:00.847
2	1:20.383	+2.220	12:07:21.230
3	1:19.991	+1.828	12:08:41.221
4	1:21.051	+2.888	12:10:02.272
5	1:18.163	-	12:11:20.435
6	1:18.549	+0.386	12:12:38.984
7	1:19.180	+1.017	12:13:58.164

Lap	Lap Tm	Diff	Time of Day
8	1:20.202	+2.039	12:15:18.366
Best Tm: 1:18.163			
(1) Chris HYNDS			
1	1:23.108	+2.621	12:05:57.679
2	1:32.776	+12.289	12:07:30.455
3	1:21.774	+1.287	12:08:52.229
4	1:22.010	+1.523	12:10:14.239
5	1:22.551	+2.064	12:11:36.790
6	1:20.487	-	12:12:57.277
7	1:22.366	+1.879	12:14:19.643
Best Tm: 1:20.487			

Lap	Lap Tm	Diff	Time of Day
(60) Mike HOGG			
1	1:35.671	+14.487	12:06:06.410
2	1:23.585	+2.401	12:07:29.995
3	1:24.610	+3.426	12:08:54.605
4	1:24.338	+3.154	12:10:18.943
5	1:22.656	+1.472	12:11:41.599
6	1:21.184	-	12:13:02.783
7	1:24.252	+3.068	12:14:27.035
Best Tm: 1:21.184			

Lap	Lap Tm	Diff	Time of Day
(70) Alistair DOW			
1	1:19.676	+5.984	12:05:47.378
2	1:13.692	-	12:07:01.070
3	1:16.556	+2.864	12:08:17.626
Best Tm: 1:13.692			

Lap	Lap Tm	Diff	Time of Day
(71) Alasdair THOM			
Best Tm: ----			

Lap	Lap Tm	Diff	Time of Day
(27) Murray FORD			
Best Tm: ----			

Chief Timekeeper - Ian Sharp

Clerk of the Course

Sig. Time

Orbits 4

www.amb-it.com

www.mylaps.com

Licensed to: SMART

Scottish Legends Championship

Knockhill 1.280 Miles

Race 5 - Second A Race

16/09/2007 11:20

Race (8 Laps)

Competitors	Laps								
	0	1	2	3	4	5	6	7	8
Rory BRYANT (37)	1	37	37	37	37	37	22	22	22
Alistair DOW (70)	2	70	70	70	22	22	22	37	37
Alistair GAULD (23)	3	23	23	44	70	44	68	68	69
Andrew DONALD (44)	4	44	44	23	23	68	68	44	69
Pat HYNDS (25)	5	25	31	25	44	69	69	44	44
Alex KNIGHT (31)	6	31	25	22	25	25	25	25	25
Mark LEES (90)	7	90	69	69	69	23	4	4	4
Gerard McCOSH (69)	8	69	46	68	68	46	23	46	46
Colin ATKINSON (46)	9	46	22	46	46	4	46	80	28
Mike HOGG (60)	10	60	68	80	4	80	80	28	80
Benjamin MASON (22)	11	22	90	4	80	31	28	23	23
Carol BROWN (68)	12	68	80	31	31	28	31	31	90
Steve COULL (80)	13	80	88	90	90	90	90	90	6
Frank HYNDS (28)	14	28	4	88	28	88	6	6	31
Jason OGG (88)	15	88	28	28	88	6	18	88	88
Tony CAIG (4)	16	4	6	6	6	18	88	10	10
Ross MARSHALL (6)	17	6	1	18	18	10	10	18	18
Sean HYNDS (3)	18	3	18	10	10	99	99	99	99
Chris HYNDS (1)	19	1	10	3	3	3	3	3	3
Scott HYNDS (18)	20	18	3	99	99	1	1	1	1
Sandford IMRIE (99)	21	99	99	60	1	60	60	60	60
Frank OGG (10)	22	10	60	1	60				
-	23								
-	24								

Scottish Sports & Saloon Championship

Knockhill 1.280 Miles

Race 6 - First Race

16/09/2007 11:40

Race (10 Laps)

Pos	No.	Name	Make/Model	CC	Class	Laps	Total Tm	Diff	Avg. Speed	Best Tm	Lap
1	26	Andrew GALLACHER	Ford Focus	2000	SSA	10	9:58.600	-	76.980	57.167	3
2	7	Charlie SHAW	Ford Focus	2000T	SSA	10	10:09.177	+10.577	75.643	59.424	3
3	71	Robert PRITCHARD	Caterham	2000	SSA	10	10:13.956	+15.356	75.054	1:00.526	5
4	20	Alastair McCAIG	Caterham	1800	SSA	10	10:41.687	+43.087	71.811	1:02.434	5
5	16	Colin SIMPSON	Marcos Mantis	4600	SSA	10	10:56.007	+57.407	70.243	1:00.134	5
6	54	Andrew MORRISON	Seat Cupra	1998	SSB	9	10:09.380	1 Lap	68.056	1:06.043	5
7	21	Peter TADDEI	Ford Fiesta	2100	SSB	9	10:11.857	+2.477	67.781	1:05.166	7
8	78	David HEADEN	Caterham R400	2296	SSA	9	10:17.717	+8.337	67.138	1:06.577	5
9	80	Peter FRITH	Caterham	1600	SSD	9	10:17.849	+8.469	67.123	1:07.029	3
10	33	Cameron PURDIE	Westfield	1900	SSD	9	10:58.885	+49.505	62.943	1:10.559	6
11	99	Geraint WHITE	Caterham CSR	2300	SSA	8	10:12.957	2 Laps	60.141	1:12.052	4
DNF	63	Linda WHITE	Caterham CSR	2300	SSA	0	-	-	-	-	0

Margin of Victory	Avg. Speed	Best Lap Tm	Best Spd	Best Lap by
+10.577	76.980	57.167	80.606	[26] Andrew GALLACHER

Chief Timekeeper - Ian Sharp

Orbits 4

Clerk of the Course

www.amb-it.com

Sig.

Time

www.mylaps.com

Licensed to: SMART

SMRC Autumn Race Meeting

Scottish Sports & Saloon Championship

Knockhill 1.280 Miles

Race 6 - First Race

16/09/2007 11:40

Race (10 Laps)

Lap	Lap Tm	Diff	Time of Day
(26) Andrew GALLACHER			
1	----		12:32:19.839
2	58.845	+1.678	12:33:18.684
3	57.167	-	12:34:15.851
4	58.006	+0.839	12:35:13.857
5	58.327	+1.160	12:36:12.184
6	1:00.666	+3.499	12:37:12.850
7	1:00.534	+3.367	12:38:13.384
8	1:01.301	+4.134	12:39:14.685
9	1:00.666	+3.499	12:40:15.351
10	1:03.292	+6.125	12:41:18.643
Best Tm: 57.167			

Lap	Lap Tm	Diff	Time of Day
(7) Charlie SHAW			
1	----		12:32:21.716
2	59.714	+0.290	12:33:21.430
3	59.424	-	12:34:20.854
4	1:00.193	+0.769	12:35:21.047
5	59.531	+0.107	12:36:20.578
6	1:00.156	+0.732	12:37:20.734
7	1:00.417	+0.993	12:38:21.151
8	1:00.306	+0.882	12:39:21.457
9	1:02.916	+3.492	12:40:24.373
10	1:04.847	+5.423	12:41:29.220
Best Tm: 59.424			

Lap	Lap Tm	Diff	Time of Day
(71) Robert PRITCHARD			
1	----		12:32:24.571
2	1:00.664	+0.138	12:33:25.235
3	1:00.610	+0.084	12:34:25.845
4	1:00.607	+0.081	12:35:26.452
5	1:00.526	-	12:36:26.978
6	1:00.554	+0.028	12:37:27.532
7	1:00.781	+0.255	12:38:28.313
8	1:00.929	+0.403	12:39:29.242
9	1:01.494	+0.968	12:40:30.736
10	1:03.263	+2.737	12:41:33.999
Best Tm: 1:00.526			

Lap	Lap Tm	Diff	Time of Day
(20) Alastair McCAIG			
1	----		12:32:30.529
2	1:03.365	+0.931	12:33:33.894
3	1:02.933	+0.499	12:34:36.827
4	1:02.931	+0.497	12:35:39.758
5	1:02.434	-	12:36:42.192
6	1:04.381	+1.947	12:37:46.573
7	1:02.621	+0.187	12:38:49.194
8	1:03.586	+1.152	12:39:52.780
9	1:04.837	+2.403	12:40:57.617
10	1:04.113	+1.679	12:42:01.730
Best Tm: 1:02.434			

Lap	Lap Tm	Diff	Time of Day
(16) Colin SIMPSON			
1	----		12:32:36.939
2	1:03.086	+2.952	12:33:40.025
3	1:01.267	+1.133	12:34:41.292
4	1:01.099	+0.965	12:35:42.391
5	1:00.134	-	12:36:42.525
6	1:03.501	+3.367	12:37:46.026
7	1:00.577	+0.443	12:38:46.603
8	1:00.591	+0.457	12:39:47.194
9	1:13.027	+12.893	12:41:00.221
10	1:15.829	+15.695	12:42:16.050
Best Tm: 1:00.134			

Lap	Lap Tm	Diff	Time of Day
(54) Andrew MORRISON			
1	----		12:32:34.739
2	1:08.331	+2.288	12:33:43.070
3	1:06.752	+0.709	12:34:49.822
4	1:06.762	+0.719	12:35:56.584
5	1:06.043	-	12:37:02.627
6	1:06.890	+0.847	12:38:09.517
7	1:06.722	+0.679	12:39:16.239
8	1:06.660	+0.617	12:40:22.899
9	1:06.524	+0.481	12:41:29.423
Best Tm: 1:06.043			

Lap	Lap Tm	Diff	Time of Day
(21) Peter TADDEI			
1	----		12:32:34.025
2	1:08.326	+3.160	12:33:42.351
3	1:06.092	+0.926	12:34:48.443
4	1:06.538	+1.372	12:35:54.981
5	1:05.408	+0.242	12:37:00.389
6	1:14.712	+9.546	12:38:15.101
7	1:05.166	-	12:39:20.267
8	1:05.998	+0.832	12:40:26.265
9	1:05.635	+0.469	12:41:31.900
Best Tm: 1:05.166			

Lap	Lap Tm	Diff	Time of Day
(78) David HEADEN			
1	----		12:32:31.988
2	1:08.892	+2.315	12:33:40.880
3	1:06.862	+0.285	12:34:47.742
4	1:07.693	+1.116	12:35:55.435
5	1:06.577	-	12:37:02.012
6	1:08.764	+2.187	12:38:10.776
7	1:08.296	+1.719	12:39:19.072
8	1:08.827	+2.250	12:40:27.899
9	1:09.861	+3.284	12:41:37.760
Best Tm: 1:06.577			

Lap	Lap Tm	Diff	Time of Day
(80) Peter FRITH			
1	----		12:32:33.554
2	1:09.490	+2.461	12:33:43.044

Lap	Lap Tm	Diff	Time of Day
3	1:07.029	-	12:34:50.073
4	1:07.769	+0.740	12:35:57.842
5	1:07.594	+0.565	12:37:05.436
6	1:07.785	+0.756	12:38:13.221
7	1:07.440	+0.411	12:39:20.661
8	1:08.411	+1.382	12:40:29.072
9	1:08.820	+1.791	12:41:37.892
Best Tm: 1:07.029			

Lap	Lap Tm	Diff	Time of Day
(33) Cameron PURDIE			
1	----		12:32:41.634
2	1:11.700	+1.141	12:33:53.334
3	1:11.172	+0.613	12:35:04.506
4	1:11.730	+1.171	12:36:16.236
5	1:11.316	+0.757	12:37:27.552
6	1:10.559	-	12:38:38.111
7	1:11.024	+0.465	12:39:49.135
8	1:12.410	+1.851	12:41:01.545
9	1:17.383	+6.824	12:42:18.928
Best Tm: 1:10.559			

Lap	Lap Tm	Diff	Time of Day
(99) Geraint WHITE			
1	----		12:32:40.377
2	1:12.514	+0.462	12:33:52.891
3	1:34.636	+22.584	12:35:27.527
4	1:12.052	-	12:36:39.579
5	1:12.958	+0.906	12:37:52.537
6	1:13.446	+1.394	12:39:05.983
7	1:13.093	+1.041	12:40:19.076
8	1:13.924	+1.872	12:41:33.000
Best Tm: 1:12.052			

Lap	Lap Tm	Diff	Time of Day
(63) Linda WHITE			
Best Tm: ----			

Chief Timekeeper - Ian Sharp

Clerk of the Course

Sig.

Time

Orbits 4

www.amb-it.com

www.mylaps.com

Licensed to: SMART

Scottish Sports & Saloon Championship

Knockhill 1.280 Miles

Race 6 - First Race

16/09/2007 11:40

Race (10 Laps)

Competitors	Laps									
	1	2	3	4	5	6	7	8	9	10
Andrew GALLACHER (26)	1	26	26	26	26	26	26	26	26	26
Charlie SHAW (7)	2	7	7	7	7	7	7	7	7	7
Robert PRITCHARD (71)	3	71	71	71	71	71	71	71	71	71
Alastair McCAIG (20)	4	20	20	20	20	16	16	16	20	20
David HEADEN (78)	5	78	16	16	16	16	20	20	16	16
Peter FRITH (80)	6	80	78	78	21	21	54	54	54	54
Peter TADDEI (21)	7	21	21	21	78	78	78	21	21	21
Andrew MORRISON (54)	8	54	80	54	54	54	80	21	78	78
Colin SIMPSON (16)	9	16	54	80	80	80	21	80	80	80
Geraint WHITE (99)	10	99	99	33	33	33	33	33	33	33
Cameron PURDIE (33)	11	33	33	99	99	99	99	99	99	99
-	12									

Chief Timekeeper - Ian Sharp

Orbits 4

Clerk of the Course

www.amb-it.com

Sig.

Time

www.mylaps.com

Licensed to: SMART

SMRC Autumn Race Meeting


Scottish Sports & Saloon Championship

Knockhill 1.280 Miles

Race 14 - Second Race

16/09/2007 15:20

Race (10 Laps)



2
[7] Charlie SHAW
[10]
4
[20] Alastair McCAIG
[10]
6
[54] Andrew MORRISON
[9]
8
[78] David HEADEN
[9]
10
[33] Cameron PURDIE
[9]
12
[63] Linda WHITE
[0]

1
[26] Andrew GALLACHER
[10]
3
[71] Robert PRITCHARD
[10]
5
[16] Colin SIMPSON
[10]
7
[21] Peter TADDEI
[9]
9
[80] Peter FRITH
[9]
11
[99] Geraint WHITE
[8]

1
2
3
4
5
6

Chief Timekeeper - Ian Sharp

Clerk of the Course

Sig.

Time

Orbits 4

www.amb-it.com

www.mylaps.com

Licensed to: SMART

Scottish XR2 Championship

Knockhill 1.280 Miles

Race 7 - First Race

16/09/2007 12:00

Race (10 Laps)

Pos	No.	Name	Make/Model	CC	Class	Laps	Total Tm	Diff	Avg. Speed	Best Tm	Lap
1	1	Scott FRASER	Ford Fiesta XR2	1600	XRC	10	12:15.470	-	62.654	1:12.454	7
2	99	Scott MORRISON	Ford Fiesta XR2	1600	XRCN	10	12:19.442	+3.972	62.317	1:12.557	7
3	2	Andrew WINCHESTER	Ford Fiesta XR2	1600	XRC	10	12:20.034	+4.564	62.267	1:12.540	5
4	5	Colin MacKINNON	Ford Fiesta XR2	1600	XRC	10	12:25.518	+10.048	61.809	1:13.027	6
5	23	Ian MUNRO	Ford Fiesta XR2	1600	XRCN	10	12:28.721	+13.251	61.545	1:12.741	8
6	14	Iain FRASER	Ford Fiesta XR2	1600	XRCN	10	12:34.048	+18.578	61.110	1:13.745	7
7	4	Stewart SCOTT	Ford Fiesta XR2	1600	XRC	10	12:34.092	+18.622	61.107	1:12.452	5
8	10	Charlie COPE	Ford Fiesta XR2	1600	XRC	10	12:34.627	+19.157	61.063	1:13.334	4
9	6	Alistair FRASER	Ford Fiesta XR2	1600	XRCN	10	12:39.311	+23.841	60.687	1:13.728	7
10	76	Willie DAVIDSON	Ford Fiesta XR2	1600	XRCN	10	12:40.866	+25.396	60.563	1:14.183	7
11	3	Peter CRUICKSHANK	Ford Fiesta XR2	1600	XRC	10	12:43.587	+28.117	60.347	1:14.075	6
12	21	Andrew ALLAN	Ford Fiesta XR2	1600	XRC	10	12:48.795	+33.325	59.938	1:15.141	4
13	7	Jamie BICKET	Ford Fiesta XR2	1600	XRC	10	12:54.124	+38.654	59.525	1:13.857	9
14	82	Geraint JONES	Ford Fiesta XR2	1600	XRCN	10	12:56.386	+40.916	59.352	1:14.187	8
15	9	Derek McDOUGALL	Ford Fiesat XR2	1600	XRC	10	12:56.972	+41.502	59.307	1:13.459	4
16	19	Ian MAUGHAN	Ford Fiesta XR2	1600	XRCN	10	12:57.661	+42.191	59.255	1:15.108	4
17	25	Barry HOLMES	Ford Fiesta XR2	1600	XRCN	10	12:58.348	+42.878	59.202	1:14.871	6
18	37	Russell MORGAN	Ford Fiesta XR2	1600	XRC	10	13:13.558	+58.088	58.068	1:14.405	6
19	18	Charlie THORNTON	Ford Fiesta XR2	1600	XRC	10	13:24.326	+1:08.856	57.290	1:18.021	5

Not classified

DNF	15	John TURNER	Ford Fiesta XR2	1600	XRCN	2	2:45.836	-	55.573	1:16.346	2
DNF	32	Dave COLVILLE	Ford Fiesta XR2	1600	XRC	1	1:22.038	-	56.169	----	1

Margin of Victory	Avg. Speed	Best Lap Tm	Best Spd	Best Lap by
+3.972	62.654	1:12.452	63.601	[4] Stewart SCOTT

Chief Timekeeper - Ian Sharp

Orbits 4

Clerk of the Course

www.amb-it.com

Sig.

Time

www.mylaps.com

Licensed to: SMART

SMRC Autumn Race Meeting

Scottish XR2 Championship

Knockhill 1.280 Miles

Race 7 - First Race

16/09/2007 12:00

Race (10 Laps)

Lap	Lap Tm	Diff	Time of Day
1	-:--		12:56:27.571
2	1:16.610	+2.753	12:57:44.181
3	1:14.951	+1.094	12:58:59.132
4	1:25.180	+11.323	13:00:24.312
5	1:13.935	+0.078	13:01:38.247
6	1:14.512	+0.655	13:02:52.759
7	1:13.933	+0.076	13:04:06.692
8	1:18.769	+4.912	13:05:25.461
9	1:13.857	-	13:06:39.318
10	1:15.317	+1.460	13:07:54.635

Best Tm: 1:13.857

(82) Geraint JONES

1	-:--		12:56:27.355
2	1:16.329	+2.142	12:57:43.684
3	1:14.572	+0.385	12:58:58.256
4	1:15.172	+0.985	13:00:13.428
5	1:16.109	+1.922	13:01:29.537
6	1:14.343	+0.156	13:02:43.880
7	1:15.634	+1.447	13:03:59.514
8	1:14.187	-	13:05:13.701
9	1:24.619	+10.432	13:06:38.320
10	1:18.577	+4.390	13:07:56.897

Best Tm: 1:14.187

(9) Derek McDUGALL

1	-:--		12:56:22.560
2	1:14.917	+1.458	12:57:37.477
3	1:13.848	+0.389	12:58:51.325
4	1:13.459	-	13:00:04.784
5	1:26.238	+12.779	13:01:31.022
6	1:14.153	+0.694	13:02:45.175
7	1:26.616	+13.157	13:04:11.791
8	1:14.856	+1.397	13:05:26.647
9	1:15.479	+2.020	13:06:42.126
10	1:15.357	+1.898	13:07:57.483

Best Tm: 1:13.459

(19) Ian MAUGHAN

1	-:--		12:56:29.007
2	1:17.014	+1.906	12:57:46.021
3	1:16.128	+1.020	12:59:02.149
4	1:15.108	-	13:00:17.257
5	1:15.639	+0.531	13:01:32.896
6	1:15.805	+0.697	13:02:48.701
7	1:15.912	+0.804	13:04:04.613
8	1:15.950	+0.842	13:05:20.563
9	1:17.245	+2.137	13:06:37.808
10	1:20.364	+5.256	13:07:58.172

Best Tm: 1:15.108

(25) Barry HOLMES

1	-:--		12:56:30.454
---	------	--	--------------

Lap	Lap Tm	Diff	Time of Day
2	1:17.905	+3.034	12:57:48.359
3	1:16.008	+1.137	12:59:04.367
4	1:16.980	+2.109	13:00:21.347
5	1:16.241	+1.370	13:01:37.588
6	1:14.871	-	13:02:52.459
7	1:16.577	+1.706	13:04:09.036
8	1:18.129	+3.258	13:05:27.165
9	1:16.037	+1.166	13:06:43.202
10	1:15.657	+0.786	13:07:58.859

Best Tm: 1:14.871

(37) Russell MORGAN

1	-:--		12:56:29.645
2	1:17.046	+2.641	12:57:46.691
3	1:16.563	+2.158	12:59:03.254
4	1:16.563	+2.158	13:00:19.817
5	1:24.197	+9.792	13:01:44.014
6	1:14.405	-	13:02:58.419
7	1:14.631	+0.226	13:04:13.050
8	1:23.577	+9.172	13:05:36.627
9	1:21.775	+7.370	13:06:58.402
10	1:15.667	+1.262	13:08:14.069

Best Tm: 1:14.405

(18) Charlie THORNTON

1	-:--		12:56:32.756
2	1:19.684	+1.663	12:57:52.440
3	1:19.841	+1.820	12:59:12.281
4	1:18.848	+0.827	13:00:31.129
5	1:18.021	-	13:01:49.150
6	1:18.204	+0.183	13:03:07.354
7	1:18.606	+0.585	13:04:25.960
8	1:19.331	+1.310	13:05:45.291
9	1:18.532	+0.511	13:07:03.823
10	1:21.014	+2.993	13:08:24.837

Best Tm: 1:18.021

(15) John TURNER

1	-:--		12:56:30.001
2	1:16.346	-	12:57:46.347

Best Tm: 1:16.346

(32) Dave COLVILLE

1	-:--		12:56:22.549
---	------	--	--------------

Best Tm: -:--

Chief Timekeeper - Ian Sharp

Clerk of the Course

Sig.

Time

Orbits 4

www.amb-it.com

www.mylaps.com

Licensed to: SMART

Scottish XR2 Championship

Knockhill 1.280 Miles

Race 7 - First Race

16/09/2007 12:00

Race (10 Laps)

Competitors	Laps									
	1	2	3	4	5	6	7	8	9	10
Andrew WINCHESTER (2)	1	2	1	1	1	1	1	1	1	1
Scott FRASER (1)	2	1	2	2	2	2	2	2	2	99
Stewart SCOTT (4)	3	4	4	99	99	99	99	99	99	2
Charlie COPE (10)	4	10	99	4	4	4	4	4	4	5
Scott MORRISON (99)	5	99	10	10	10	5	5	5	5	23
Colin MacKINNON (5)	6	5	5	5	5	23	23	23	23	14
Dave COLVILLE (32)	7	32	9	9	9	14	14	14	14	4
Derek McDOUGALL (9)	8	9	14	14	23	10	10	10	10	10
Iain FRASER (14)	9	14	23	23	14	76	6	6	6	6
Ian MUNRO (23)	10	23	76	76	76	6	76	76	76	76
Willie DAVIDSON (76)	11	76	3	3	6	3	3	3	3	3
Peter CRUICKSHANK (3)	12	3	6	6	3	82	82	82	82	21
Andrew ALLAN (21)	13	21	21	82	82	21	9	21	21	19
Alistair FRASER (6)	14	6	82	7	21	9	21	19	19	82
Geraint JONES (82)	15	82	7	21	19	19	19	7	7	7
Jamie BICKET (7)	16	7	19	19	37	25	25	25	9	9
Ian MAUGHAN (19)	17	19	15	37	25	7	7	9	25	25
Russell MORGAN (37)	18	37	37	25	7	37	37	37	37	37
John TURNER (15)	19	15	25	18	18	18	18	18	18	18
Barry HOLMES (25)	20	25	18							
Charlie THORNTON (18)	21	18								

SMRC Autumn Race Meeting

Scottish XR2 Championship

Knockhill 1.280 Miles

Race 15- Second Race

16/09/2007 15:40

Race (10 Laps)

2 [99] Scott MORRISON [10]	1 [1] Scott FRASER [10]	1
4 [5] Colin MacKINNON [10]	3 [2] Andrew WINCHESTER [10]	2
6 [14] Iain FRASER [10]	5 [23] Ian MUNRO [10]	3
8 [10] Charlie COPE [10]	7 [4] Stewart SCOTT [10]	4
10 [76] Willie DAVIDSON [10]	9 [6] Alistair FRASER [10]	5
12 [21] Andrew ALLAN [10]	11 [3] Peter CRUICKSHANK [10]	6
14 [82] Geraint JONES [10]	13 [7] Jamie BICKET [10]	7
16 [19] Ian MAUGHAN [10]	15 [9] Derek McDOUGALL [10]	8
18 [37] Russell MORGAN [10]	17 [25] Barry HOLMES [10]	9
20 [15] John TURNER [2]	19 [18] Charlie THORNTON [10]	10
	21 [32] Dave COLVILLE [1]	11

Chief Timekeeper - Ian Sharp

Orbits 4

Clerk of the Course

www.amb-it.com

Sig.

Time

www.mylaps.com

Licensed to: SMART

Scottish Legends Championship

Knockhill 1.280 Miles

Race 8 - A Final

16/09/2007 12:20

Race (9 Laps)

Pos	No.	Name	Make/Model	CC	Class	Laps	Total Tm	Diff	Avg. Speed	Best Tm	Lap
1	90	Mark LEES	Dodge Coupe	1250	L	9	11:09.086	-	61.983	1:12.948	9
2	22	Benjamin MASON	Ford Sedan	1250	L	9	11:10.942	+1.856	61.812	1:11.639	7
3	70	Alistair DOW	34 Ford Coupe	1200	L	9	11:11.282	+2.196	61.780	1:13.332	6
4	25	Pat HYNDS	34 Chevy	1250	L	9	11:12.447	+3.361	61.673	1:12.279	9
5	88	Jason OGG	34 Chevy Coupe	1250	L	9	11:15.620	+6.534	61.384	1:13.335	9
6	69	Gerard McCOSH	Ford Coupe	1250	L	9	11:19.089	+10.003	61.070	1:13.266	7
7	44	Andrew DONALD	Ford Sedan	1250	L	9	11:21.151	+12.065	60.885	1:14.082	7
8	68	Carol BROWN	Ford Sedan	1200	L	9	11:25.069	+15.983	60.537	1:12.908	8
9	46	Colin ATKINSON	Legend	1200	L	9	11:30.654	+21.568	60.047	1:14.958	4
10	6	Ross MARSHALL	Legend	1250	L	9	11:31.509	+22.423	59.973	1:14.277	4
11	37	Rory BRYANT	Ford Sedan	1250	LS	9	11:31.715	+22.629	59.955	1:14.424	8
12	80	Steve COULL	Legend	1200	L	9	11:37.154	+28.068	59.488	1:14.248	4
13	28	Frank HYNDS	Legend	1250	L	9	11:38.536	+29.450	59.370	1:12.652	9
14	4	Tony CAIG	37 Chevy	1250	L	9	11:38.920	+29.834	59.337	1:11.419	7
15	18	Scott HYNDS	Legend	1250	L	9	11:57.772	+48.686	57.779	1:15.256	8
16	10	Frank OGG	Legend	1250	L	9	11:57.873	+48.787	57.771	1:15.609	4
17	27	Murray FORD	Ford Sedan	1250	L	9	12:07.149	+58.063	57.034	1:17.395	8
18	23	Alistair GAULD	Legend	1200	L	9	12:12.603	+1:03.517	56.609	1:14.297	4
19	1	Chris HYNDS	Legend	1250	L	9	12:25.181	+1:16.095	55.654	1:19.956	9
20	60	Mike HOGG	37 Ford Sedan	1250	LS	9	12:26.468	+1:17.382	55.558	1:19.531	8
21	99	Sandford IMRIE	Ford Sedan	1250	L	9	12:27.782	+1:18.696	55.460	1:18.802	5
22	3	Sean HYNDS	Legend	1250	L	9	12:38.935	+1:29.849	54.645	1:19.603	8

Not classified

DNF	31	Alex KNIGHT	Legend	1250	L	8	10:07.428	-	60.689	1:13.447	6
DNS	71	Alasdair THOM	Chevy Sedan	1250	L	0	-:----	-	-	-:----	0

Margin of Victory	Avg. Speed	Best Lap Tm	Best Spd	Best Lap by
+1.856	61.983	1:11.419	64.521	[4] Tony CAIG

Chief Timekeeper - Ian Sharp

Orbits 4

Clerk of the Course

www.amb-it.com

Sig.

Time

www.mylaps.com

Licensed to: SMART

SMRC Autumn Race Meeting

Scottish Legends Championship

Knockhill 1.280 Miles

Race 8 - A Final

16/09/2007 12:20

Race (9 Laps)

Lap	Lap Tm	Diff	Time of Day
-----	--------	------	-------------

(90) Mark LEES

1	1:18.215	+5.267	13:26:34.551
2	1:13.462	+0.514	13:27:48.013
3	1:14.412	+1.464	13:29:02.425
4	1:14.423	+1.475	13:30:16.848
5	1:13.773	+0.825	13:31:30.621
6	1:13.342	+0.394	13:32:43.963
7	1:13.355	+0.407	13:33:57.318
8	1:13.284	+0.336	13:35:10.602
9	1:12.948	-	13:36:23.550

Best Tm: 1:12.948

(22) Benjamin MASON

1	1:22.185	+10.546	13:26:42.877
2	1:14.204	+2.565	13:27:57.081
3	1:13.480	+1.841	13:29:10.561
4	1:12.694	+1.055	13:30:23.255
5	1:13.276	+1.637	13:31:36.531
6	1:12.819	+1.180	13:32:49.350
7	1:11.639	-	13:34:00.989
8	1:12.412	+0.773	13:35:13.401
9	1:12.005	+0.366	13:36:25.406

Best Tm: 1:11.639

(70) Alistair DOW

1	1:19.043	+5.711	13:26:34.578
2	1:14.177	+0.845	13:27:48.755
3	1:14.078	+0.746	13:29:02.833
4	1:15.092	+1.760	13:30:17.925
5	1:13.423	+0.091	13:31:31.348
6	1:13.332	-	13:32:44.680
7	1:13.740	+0.408	13:33:58.420
8	1:13.529	+0.197	13:35:11.949
9	1:13.797	+0.465	13:36:25.746

Best Tm: 1:13.332

(25) Pat HYNDS

1	1:20.504	+8.225	13:26:38.247
2	1:14.082	+1.803	13:27:52.329
3	1:13.936	+1.657	13:29:06.265
4	1:14.046	+1.767	13:30:20.311
5	1:14.079	+1.800	13:31:34.390
6	1:13.748	+1.469	13:32:48.138
7	1:12.330	+0.051	13:34:00.468
8	1:14.164	+1.885	13:35:14.632
9	1:12.279	-	13:36:26.911

Best Tm: 1:12.279

(88) Jason OGG

1	1:19.987	+6.652	13:26:37.015
2	1:15.581	+2.246	13:27:52.596

Lap	Lap Tm	Diff	Time of Day
3	1:15.113	+1.778	13:29:07.709
4	1:14.284	+0.949	13:30:21.993
5	1:13.444	+0.109	13:31:35.437
6	1:14.150	+0.815	13:32:49.587
7	1:13.783	+0.448	13:34:03.370
8	1:13.379	+0.044	13:35:16.749
9	1:13.335	-	13:36:30.084

Best Tm: 1:13.335

(69) Gerard McCOSH

1	1:22.591	+9.325	13:26:42.164
2	1:15.741	+2.475	13:27:57.905
3	1:14.729	+1.463	13:29:12.634
4	1:13.852	+0.586	13:30:26.486
5	1:13.299	+0.033	13:31:39.785
6	1:13.725	+0.459	13:32:53.510
7	1:13.266	-	13:34:06.776
8	1:13.427	+0.161	13:35:20.203
9	1:13.350	+0.084	13:36:33.553

Best Tm: 1:13.266

(44) Andrew DONALD

1	1:20.923	+6.841	13:26:38.673
2	1:14.686	+0.604	13:27:53.359
3	1:14.796	+0.714	13:29:08.155
4	1:14.607	+0.525	13:30:22.762
5	1:14.139	+0.057	13:31:36.901
6	1:14.946	+0.864	13:32:51.847
7	1:14.082	-	13:34:05.929
8	1:14.485	+0.403	13:35:20.414
9	1:15.201	+1.119	13:36:35.615

Best Tm: 1:14.082

(68) Carol BROWN

1	1:26.591	+13.683	13:26:47.006
2	1:14.600	+1.692	13:28:01.606
3	1:13.927	+1.019	13:29:15.533
4	1:13.964	+1.056	13:30:29.497
5	1:14.506	+1.598	13:31:44.003
6	1:15.035	+2.127	13:32:59.038
7	1:13.329	+0.421	13:34:12.367
8	1:12.908	-	13:35:25.275
9	1:14.258	+1.350	13:36:39.533

Best Tm: 1:12.908

(46) Colin ATKINSON

1	1:21.823	+6.865	13:26:40.589
2	1:15.371	+0.413	13:27:55.960
3	1:15.844	+0.886	13:29:11.804
4	1:14.958	-	13:30:26.762
5	1:15.328	+0.370	13:31:42.090
6	1:15.691	+0.733	13:32:57.781
7	1:15.468	+0.510	13:34:13.249

Lap	Lap Tm	Diff	Time of Day
8	1:15.817	+0.859	13:35:29.066
9	1:16.052	+1.094	13:36:45.118

Best Tm: 1:14.958

(6) Ross MARSHALL

1	1:23.025	+8.748	13:26:47.330
2	1:15.160	+0.883	13:28:02.490
3	1:14.768	+0.491	13:29:17.258
4	1:14.277	-	13:30:31.535
5	1:14.603	+0.326	13:31:46.138
6	1:14.908	+0.631	13:33:01.046
7	1:14.541	+0.264	13:34:15.587
8	1:14.590	+0.313	13:35:30.177
9	1:15.796	+1.519	13:36:45.973

Best Tm: 1:14.277

(37) Rory BRYANT

1	1:25.218	+10.794	13:26:44.874
2	1:15.617	+1.193	13:28:00.491
3	1:16.433	+2.009	13:29:16.924
4	1:15.050	+0.626	13:30:31.974
5	1:14.606	+0.182	13:31:46.580
6	1:15.509	+1.085	13:33:02.089
7	1:14.563	+0.139	13:34:16.652
8	1:14.424	-	13:35:31.076
9	1:15.103	+0.679	13:36:46.179

Best Tm: 1:14.424

(80) Steve COULL

1	1:22.342	+8.094	13:26:41.203
2	1:17.451	+3.203	13:27:58.654
3	1:15.311	+1.063	13:29:13.965
4	1:14.248	-	13:30:28.213
5	1:15.499	+1.251	13:31:43.712
6	1:15.400	+1.152	13:32:59.112
7	1:15.826	+1.578	13:34:14.938
8	1:14.783	+0.535	13:35:29.721
9	1:21.897	+7.649	13:36:51.618

Best Tm: 1:14.248

(28) Frank HYNDS

1	1:25.347	+12.695	13:26:45.578
2	1:14.080	+1.428	13:27:59.658
3	1:14.659	+2.007	13:29:14.317
4	1:30.329	+17.677	13:30:44.646
5	1:14.096	+1.444	13:31:58.742
6	1:13.951	+1.299	13:33:12.693
7	1:14.425	+1.773	13:34:27.118
8	1:13.230	+0.578	13:35:40.348
9	1:12.652	-	13:36:53.000

Best Tm: 1:12.652

Chief Timekeeper - Ian Sharp

Orbits 4

Clerk of the Course

www.amb-it.com

Sig. Time

www.mylaps.com

Licensed to: SMART

SMRC Autumn Race Meeting

Scottish Legends Championship

Knockhill 1.280 Miles

Race 8 - A Final

16/09/2007 12:20

Race (9 Laps)

Lap	Lap Tm	Diff	Time of Day
(4) Tony CAIG			
1	1:21.406	+9.987	13:26:46.269
2	1:13.543	+2.124	13:27:59.812
3	1:14.482	+3.063	13:29:14.294
4	1:34.024	+22.605	13:30:48.318
5	1:14.696	+3.277	13:32:03.014
6	1:14.031	+2.612	13:33:17.045
7	1:11.419	-	13:34:28.464
8	1:12.301	+0.882	13:35:40.765
9	1:12.619	+1.200	13:36:53.384
Best Tm: 1:11.419			

Lap	Lap Tm	Diff	Time of Day
(18) Scott HYNDS			
1	1:26.386	+11.130	13:26:49.576
2	1:20.530	+5.274	13:28:10.106
3	1:16.994	+1.738	13:29:27.100
4	1:17.083	+1.827	13:30:44.183
5	1:16.787	+1.531	13:32:00.970
6	1:22.118	+6.862	13:33:23.088
7	1:17.439	+2.183	13:34:40.527
8	1:15.256	-	13:35:55.783
9	1:16.453	+1.197	13:37:12.236
Best Tm: 1:15.256			

Lap	Lap Tm	Diff	Time of Day
(10) Frank OGG			
1	1:26.247	+10.638	13:26:50.310
2	1:23.317	+7.708	13:28:13.627
3	1:19.711	+4.102	13:29:33.338
4	1:15.609	-	13:30:48.947
5	1:16.041	+0.432	13:32:04.988
6	1:17.385	+1.776	13:33:22.373
7	1:15.817	+0.208	13:34:38.190
8	1:16.946	+1.337	13:35:55.136
9	1:17.201	+1.592	13:37:12.337
Best Tm: 1:15.609			

Lap	Lap Tm	Diff	Time of Day
(27) Murray FORD			
1	1:28.210	+10.815	13:26:49.740
2	1:22.669	+5.274	13:28:12.409
3	1:18.652	+1.257	13:29:31.061
4	1:18.298	+0.903	13:30:49.359
5	1:20.453	+3.058	13:32:09.812
6	1:19.512	+2.117	13:33:29.324
7	1:17.441	+0.046	13:34:46.765
8	1:17.395	-	13:36:04.160
9	1:17.453	+0.058	13:37:21.613
Best Tm: 1:17.395			

Lap	Lap Tm	Diff	Time of Day
(23) Alistair GAULD			
1	1:23.858	+9.561	13:26:40.637
2	1:52.813	+38.516	13:28:33.450
3	1:14.541	+0.244	13:29:47.991

Lap	Lap Tm	Diff	Time of Day
4	1:14.297	-	13:31:02.288
5	1:17.614	+3.317	13:32:19.902
6	1:19.512	+5.215	13:33:39.414
7	1:16.698	+2.401	13:34:56.112
8	1:14.863	+0.566	13:36:10.975
9	1:16.092	+1.795	13:37:27.067
Best Tm: 1:14.297			

Lap	Lap Tm	Diff	Time of Day
(1) Chris HYNDS			
1	1:28.603	+8.647	13:26:50.741
2	1:23.055	+3.099	13:28:13.796
3	1:22.549	+2.593	13:29:36.345
4	1:21.221	+1.265	13:30:57.566
5	1:21.121	+1.165	13:32:18.687
6	1:20.014	+0.058	13:33:38.701
7	1:20.513	+0.557	13:34:59.214
8	1:20.475	+0.519	13:36:19.689
9	1:19.956	-	13:37:39.645
Best Tm: 1:19.956			

Lap	Lap Tm	Diff	Time of Day
(60) Mike HOGG			
1	1:31.449	+11.918	13:26:47.151
2	1:25.011	+5.480	13:28:12.162
3	1:23.257	+3.726	13:29:35.419
4	1:24.164	+4.633	13:30:59.583
5	1:21.676	+2.145	13:32:21.259
6	1:20.193	+0.662	13:33:41.452
7	1:20.065	+0.534	13:35:01.517
8	1:19.531	-	13:36:21.048
9	1:19.884	+0.353	13:37:40.932
Best Tm: 1:19.531			

Lap	Lap Tm	Diff	Time of Day
(99) Sandford IMRIE			
1	1:32.524	+13.722	13:26:55.929
2	1:22.476	+3.674	13:28:18.405
3	1:20.965	+2.163	13:29:39.370
4	1:20.942	+2.140	13:31:00.312
5	1:18.802	-	13:32:19.114
6	1:19.993	+1.191	13:33:39.107
7	1:20.370	+1.568	13:34:59.477
8	1:20.798	+1.996	13:36:20.275
9	1:21.971	+3.169	13:37:42.246
Best Tm: 1:18.802			

Lap	Lap Tm	Diff	Time of Day
(3) Sean HYNDS			
1	1:29.612	+10.009	13:26:52.046
2	1:24.173	+4.570	13:28:16.219
3	1:21.391	+1.788	13:29:37.610
4	1:23.087	+3.484	13:31:00.697
5	1:21.243	+1.640	13:32:21.940
6	1:20.074	+0.471	13:33:42.014
7	1:20.089	+0.486	13:35:02.103
8	1:19.603	-	13:36:21.706

Lap	Lap Tm	Diff	Time of Day
9	1:31.693	+12.090	13:37:53.399
Best Tm: 1:19.603			
(31) Alex KNIGHT			
1	1:19.910	+6.463	13:26:36.224
2	1:14.654	+1.207	13:27:50.878
3	1:14.535	+1.088	13:29:05.413
4	1:13.878	+0.431	13:30:19.291
5	1:13.450	+0.003	13:31:32.741
6	1:13.447	-	13:32:46.188
7	1:16.763	+3.316	13:34:02.951
8	1:18.941	+5.494	13:35:21.892
Best Tm: 1:13.447			

Lap	Lap Tm	Diff	Time of Day
(71) Alasdair THOM			
Best Tm: ----			

Chief Timekeeper - Ian Sharp

Clerk of the Course

Sig. Time

Orbits 4

www.amb-it.com

www.mylaps.com

Licensed to: SMART

Scottish Legends Championship

Knockhill 1.280 Miles

Race 8 - A Final

16/09/2007 12:20

Race (9 Laps)

Competitors	Laps									
	0	1	2	3	4	5	6	7	8	9
Alistair DOW (70)	1	70	90	90	90	90	90	90	90	90
Mike HOGG (60)	2	60	70	70	70	70	70	70	70	22
Alex KNIGHT (31)	3	31	31	31	31	31	31	25	22	70
Mark LEES (90)	4	90	88	25	25	25	25	22	25	25
Alistair GAULD (23)	5	23	25	88	88	88	22	31	88	88
Jason OGG (88)	6	88	44	44	44	22	88	88	69	69
Pat HYNDS (25)	7	25	46	46	22	22	44	44	44	44
Andrew DONALD (44)	8	44	23	22	46	69	69	69	31	68
Colin ATKINSON (46)	9	46	80	69	69	46	46	68	68	46
Steve COULL (80)	10	80	69	80	80	80	68	46	46	6
Gerard McCOSH (69)	11	69	22	28	4	68	68	80	80	37
Rory BRYANT (37)	12	37	37	4	28	6	6	6	6	80
Frank HYNDS (28)	13	28	28	37	68	37	37	37	37	28
Carol BROWN (68)	14	68	4	68	37	18	28	28	28	4
Benjamin MASON (22)	15	22	68	6	6	28	18	4	4	18
Murray FORD (27)	16	27	60	18	18	4	4	10	10	10
Chris HYNDS (1)	17	1	6	60	27	10	10	18	18	27
Sean HYNDS (3)	18	3	18	27	10	27	27	27	27	23
Scott HYNDS (18)	19	18	27	10	60	1	1	1	23	23
Sandford IMRIE (99)	20	99	10	1	1	60	99	99	1	1
Frank OGG (10)	21	10	1	3	3	99	23	23	99	99
Ross MARSHALL (6)	22	6	3	99	99	3	60	60	60	3
Tony CAIG (4)	23	4	99	23	23	23	3	3	3	3
-	24									

SMRC Formula Ford Championship

Knockhill 1.280 Miles

Race 9 - Second Race

16/09/2007 13:40

Race (10 Laps)

Pos	No.	Name	Make/Model	CC	Class Co	Laps	Total Tm	Diff	Avg. Speed	Best Tm 1 Lap	Lap
1	33	Graham CARROLL	Van Diemen	1600	FF16A	10	10:49.247	-	70.975	1:03.785	7
2	21	Alan KIRKCALDY	Van Diemen	1600	FF16A	10	10:50.341	+1.094	70.855	1:04.054	9
3	16	Robert THOMSON	Van Diemen	1600	FF16A	10	11:06.644	+17.397	69.122	1:05.622	7
4	23	Andrew CHESHER	Van Diemen	1600	FF16BN	10	11:10.208	+20.961	68.755	1:05.826	10
5	7	Craig BRUNTON	Van Diemen	1600	FF16AN	10	11:10.482	+21.235	68.727	1:05.303	8
6	22	Elliot MASON	Van Diemen	1600	FF16AN	10	11:21.695	+32.448	67.596	1:05.417	8
7	8	Louis Di RESTA	Van Diemen	1600	FF16A	10	11:23.898	+34.651	67.378	1:04.667	8
8	4	Graham LEGGET	Crossle	1600	FF16B	10	11:24.993	+35.746	67.271	1:06.128	8
9	10	Angus GEDDES	Van Diemen	1600	FF16BN	10	11:27.415	+38.168	67.034	1:06.858	10
10	3	Adrian HAMILTON	Van Diemen	1600	FF16A	10	11:29.072	+39.825	66.873	1:07.049	9
11	19	Andrew McGREGOR	Van Diemen	1600	FF16B	10	11:42.611	+53.364	65.584	1:07.898	8
12	91	David ROBERTSON	Van Diemen	1600	FF16A	10	11:43.881	+54.634	65.466	1:07.385	8
13	70	David THORBURN	Van Diemen	1600	FF16A	10	11:49.280	+1:00.033	64.967	1:06.695	4
14	14	Colin TURNER	Swift SC93	1600	FF16A	9	10:50.052	1 Lap	63.798	1:07.505	5
15	5	Stuart THORBURN	Van Diemen	1800	FF16A	9	10:53.906	+3.854	63.422	1:05.275	6
Not classified (80% = 8 Laps)											
DNF	11	Kyle MURCHIE	Van Diemen	1600	FF16BN	7	8:45.821	3 Laps	61.344	1:12.342	5
DNF	20	Alan BRUNTON	Van Diemen	1600	FF16A	6	7:12.113	4 Laps	63.983	1:06.299	4
DNF	78	David HEADEN	Swift	1600	FF16A	6	8:37.195	+1:25.082	53.458	1:08.307	3
DNF	15	Dane CHRISTISON	Van Diemen	1600	FF16AN	1	1:33.033	9 Laps	49.531	----	1
DNF	66	Rory BUTCHER	Van Diemen	1600	FF16A	1	1:40.455	+7.422	45.871	----	1
DNS	2	Willie HOURIE	Van Diemen	1600	FF16A	0	----	-	-	----	0

Margin of Victory	Avg. Speed	Best Lap Tm	Best Spd	Best Lap by
+1.094	70.975	1:03.785	72.243	[33] Graham CARROLL

Chief Timekeeper - Ian Sharp

Orbits 4

Clerk of the Course

www.amb-it.com

Sig.

Time

www.mylaps.com

Licensed to: SMART

SMRC Autumn Race Meeting

SMRC Formula Ford Championship

Knockhill 1.280 Miles

Race 9 - Second Race

16/09/2007 13:40

Race (10 Laps)

Lap	Lap Tm	Diff	Time of Day
1	-:--		14:28:44.961
2	1:07.862	+1.167	14:29:52.823
3	1:07.996	+1.301	14:31:00.819
4	1:06.695	-	14:32:07.514
5	1:07.055	+0.360	14:33:14.569
6	1:08.489	+1.794	14:34:23.058
7	1:34.515	+27.820	14:35:57.573
8	1:07.262	+0.567	14:37:04.835
9	1:07.588	+0.893	14:38:12.423
10	1:07.362	+0.667	14:39:19.785
Best Tm: 1:06.695			

(14) Colin TURNER

1	-:--		14:28:48.856
2	1:08.029	+0.524	14:29:56.885
3	1:09.326	+1.821	14:31:06.211
4	1:08.439	+0.934	14:32:14.650
5	1:07.505	-	14:33:22.155
6	1:09.652	+2.147	14:34:31.807
7	1:30.920	+23.415	14:36:02.727
8	1:09.775	+2.270	14:37:12.502
9	1:08.055	+0.550	14:38:20.557
Best Tm: 1:07.505			

(5) Stuart THORBURN

1	-:--		14:28:50.500
2	1:06.965	+1.690	14:29:57.465
3	1:07.144	+1.869	14:31:04.609
4	1:06.785	+1.510	14:32:11.394
5	1:07.989	+2.714	14:33:19.383
6	1:05.275	-	14:34:24.658
7	1:06.348	+1.073	14:35:31.006
8	1:08.977	+3.702	14:36:39.983
9	1:44.428	+39.153	14:38:24.411
Best Tm: 1:05.275			

(11) Kyle MURCHIE

1	-:--		14:28:57.574
2	1:13.646	+1.304	14:30:11.220
3	1:13.486	+1.144	14:31:24.706
4	1:13.133	+0.791	14:32:37.839
5	1:12.342	-	14:33:50.181
6	1:12.376	+0.034	14:35:02.557
7	1:13.769	+1.427	14:36:16.326
Best Tm: 1:12.342			

(20) Alan BRUNTON

1	-:--		14:28:43.757
2	1:07.355	+1.056	14:29:51.112
3	1:07.293	+0.994	14:30:58.405
4	1:06.299	-	14:32:04.704
5	1:19.143	+12.844	14:33:23.847
6	1:18.771	+12.472	14:34:42.618

Lap	Lap Tm	Diff	Time of Day
Best Tm: 1:06.299			
(78) David HEADEN			
Best Tm: 1:08.307			
1	-:--		14:28:46.019
2	1:09.130	+0.823	14:29:55.149
3	1:08.307	-	14:31:03.456
4	1:09.020	+0.713	14:32:12.476
5	1:09.110	+0.803	14:33:21.586
6	2:46.114	+1:37.807	14:36:07.700
Best Tm: 1:08.307			

(15) Dane CHRISTISON

1	-:--		14:29:03.538
Best Tm: -:--			

(66) Rory BUTCHER

1	-:--		14:29:10.960
Best Tm: -:--			

(2) Willie HOURIE

Best Tm: -:--			
---------------	--	--	--

Lap	Lap Tm	Diff	Time of Day
-----	--------	------	-------------

Chief Timekeeper - Ian Sharp

Clerk of the Course

Sig.

Time

Orbits 4

www.amb-it.com

www.mylaps.com

Licensed to: SMART

SMRC Formula Ford Championship

Knockhill 1.280 Miles

Race 9 - Second Race

16/09/2007 13:40

Race (10 Laps)

Competitors	Laps									
	1	2	3	4	5	6	7	8	9	10
Alan KIRKCALDY (21)	1	21	21	21	21	21	21	21	21	33
Graham CARROLL (33)	2	33	33	33	33	33	33	33	33	21
Louis Di RESTA (8)	3	8	8	16	16	16	16	16	16	16
Robert THOMSON (16)	4	16	16	23	23	23	23	23	23	23
Andrew CHESHER (23)	5	23	20	20	7	7	7	7	7	7
Alan BRUNTON (20)	6	20	23	7	7	70	70	5	5	22
Craig BRUNTON (7)	7	7	7	70	70	5	5	4	4	8
David THORBURN (70)	8	70	70	3	3	10	4	10	22	4
Adrian HAMILTON (3)	9	3	3	78	5	3	10	22	8	10
David HEADEN (78)	10	78	78	10	10	4	22	3	10	3
Angus GEDDES (10)	11	10	10	5	78	22	3	8	3	19
Graham LEGGET (4)	12	4	4	4	4	78	8	19	19	91
Colin TURNER (14)	13	14	14	14	22	14	14	91	91	70
Andrew McGREGOR (19)	14	19	5	22	14	8	19	70	70	14
Stuart THORBURN (5)	15	5	22	19	19	20	91	14	14	5
Elliot MASON (22)	16	22	19	8	8	19	20	11		
David ROBERTSON (91)	17	91	91	91	91	91	11			
Kyle MURCHIE (11)	18	11	11	11	11	11	78			
Dane CHRISTISON (15)	19	15								
Rory BUTCHER (66)	20	66								
-	21									

Scottish Legends Championship

Knockhill 1.280 Miles

Race 10 - First B Race

16/09/2007 14:00

Race (8 Laps)

Pos	No.	Name	Make/Model	CC	Class	Laps	Total Tm	Diff	Avg. Speed	Best Tm	Lap
1	70	David THORBURN	34 Ford Coupe	1200	L	8	9:44.802	-	63.037	1:11.817	5
2	22	Benjamin MASON	Ford Sedan	1250	L	8	9:48.946	+4.144	62.593	1:11.307	7
3	4	Tony CAIG	37 Chevy	1250	L	8	9:49.779	+4.977	62.505	1:10.878	7
4	69	Gerard McCOSH	Ford Coupe	1250	L	8	9:51.360	+6.558	62.338	1:12.603	7
5	37	Rory BRYANT	Ford Sedan	1250	LS	8	9:56.753	+11.951	61.774	1:12.766	7
6	68	Carol BROWN	Ford Sedan	1200	L	8	10:00.776	+15.974	61.361	1:12.011	5
7	88	Jason OGG	34 Chevy Coupe	1250	L	8	10:02.864	+18.062	61.148	1:13.365	8
8	23	Alistair GAULD	Legend	1200	L	8	10:04.094	+19.292	61.024	1:13.616	7
9	44	Aly HUNTER	Ford Sedan	1250	L	8	10:14.628	+29.826	59.978	1:13.551	5
10	46	Colin ATKINSON	Legend	1200	L	8	10:14.815	+30.013	59.960	1:14.801	4
11	28	Frank HYNDS	Legend	1250	L	8	10:21.097	+36.295	59.353	1:12.420	5
12	6	Ross MARSHALL	Legend	1250	L	8	10:25.960	+41.158	58.892	1:13.897	6
13	90	Mark LEES	Dodge Coupe	1250	L	8	10:25.963	+41.161	58.892	1:13.373	7
14	10	Frank OGG	Legend	1250	L	8	10:26.272	+41.470	58.863	1:15.271	4
15	99	Sandford IMRIE	Ford Sedan	1250	L	8	10:35.777	+50.975	57.983	1:15.990	7
16	27	Murray FORD	Ford Sedan	1250	L	8	10:40.405	+55.603	57.564	1:16.248	5
17	1	Chris HYNDS	Legend	1250	L	8	10:58.293	+1:13.491	55.999	1:18.104	7
18	60	Mike HOGG	37 Ford Sedan	1250	LS	7	10:33.402	1 Lap	50.925	1:20.432	2
19	18	Scott HYNDS	Legend	1250	L	7	10:38.489	+5.087	50.519	1:28.220	6

Not classified (80% = 7 Laps)

DNF	3	Sean HYNDS	Legend	1250	L	7	9:30.642	-	56.526	1:18.433	4
DNF	25	Pat HYNDS	34 Chevy	1250	L	2	2:40.826	-	57.304	1:14.437	2
DNF	80	Steve COULL	Legend	1200	L	1	1:23.806	-	54.984	1:21.837	1
DNS	31	Alex KNIGHT	Legend	1250	L	0	-:----	-	-	-:----	0
DNS	71	Alasdair THOM	Chevy Sedan	1250	L	0	-:----	-	-	-:----	0

Margin of Victory	Avg. Speed	Best Lap Tm	Best Spd	Best Lap by
+4.144	63.037	1:10.878	65.013	[4] Tony CAIG

Chief Timekeeper - Ian Sharp

Orbits 4

Clerk of the Course

www.amb-it.com

Sig.

Time

www.mylaps.com

Licensed to: SMART

SMRC Autumn Race Meeting

Scottish Legends Championship

Knockhill 1.280 Miles

Race 10 - First B Race

16/09/2007 14:00

Race (8 Laps)

Lap	Lap Tm	Diff	Time of Day
(99) Sandford IMRIE			
1	1:26.547	+10.557	14:50:15.813
2	1:19.964	+3.974	14:51:35.777
3	1:16.815	+0.825	14:52:52.592
4	1:17.466	+1.476	14:54:10.058
5	1:17.265	+1.275	14:55:27.323
6	1:16.869	+0.879	14:56:44.192
7	1:15.990	-	14:58:00.182
8	1:17.803	+1.813	14:59:17.985
Best Tm: 1:15.990			

Lap	Lap Tm	Diff	Time of Day
(27) Murray FORD			
1	1:24.558	+8.310	14:50:13.005
2	1:19.580	+3.332	14:51:32.585
3	1:18.907	+2.659	14:52:51.492
4	1:16.511	+0.263	14:54:08.003
5	1:16.248	-	14:55:24.251
6	1:16.696	+0.448	14:56:40.947
7	1:16.586	+0.338	14:57:57.533
8	1:25.080	+8.832	14:59:22.613
Best Tm: 1:16.248			

Lap	Lap Tm	Diff	Time of Day
(1) Chris HYNDS			
1	1:26.172	+8.068	14:50:14.859
2	1:23.600	+5.496	14:51:38.459
3	1:20.633	+2.529	14:52:59.092
4	1:19.366	+1.262	14:54:18.458
5	1:19.055	+0.951	14:55:37.513
6	1:18.948	+0.844	14:56:56.461
7	1:18.104	-	14:58:14.565
8	1:25.936	+7.832	14:59:40.501
Best Tm: 1:18.104			

Lap	Lap Tm	Diff	Time of Day
(60) Mike HOGG			
1	1:28.964	+8.532	14:50:11.956
2	1:20.432	-	14:51:32.388
3	2:11.190	+50.758	14:53:43.578
4	1:22.956	+2.524	14:55:06.534
5	1:24.067	+3.635	14:56:30.601
6	1:22.311	+1.879	14:57:52.912
7	1:22.698	+2.266	14:59:15.610
Best Tm: 1:20.432			

Lap	Lap Tm	Diff	Time of Day
(18) Scott HYNDS			
1	1:32.339	+4.119	14:50:23.316
2	1:28.530	+0.310	14:51:51.846
3	1:29.959	+1.739	14:53:21.805
4	1:28.801	+0.581	14:54:50.606
5	1:29.984	+1.764	14:56:20.590
6	1:28.220	-	14:57:48.810
7	1:31.887	+3.667	14:59:20.697
Best Tm: 1:28.220			

Lap	Lap Tm	Diff	Time of Day
(3) Sean HYNDS			
1	1:26.208	+7.775	14:50:16.286
2	1:21.116	+2.683	14:51:37.402
3	1:18.535	+0.102	14:52:55.937
4	1:18.433	-	14:54:14.370
5	1:18.461	+0.028	14:55:32.831
6	1:20.064	+1.631	14:56:52.895
7	1:19.955	+1.522	14:58:12.850
Best Tm: 1:18.433			

Lap	Lap Tm	Diff	Time of Day
(25) Pat HYNDS			
1	1:22.782	+8.345	14:50:08.597
2	1:14.437	-	14:51:23.034
Best Tm: 1:14.437			

Lap	Lap Tm	Diff	Time of Day
(80) Steve COULL			
1	1:21.837	-	14:50:06.014
Best Tm: 1:21.837			

Lap	Lap Tm	Diff	Time of Day
(31) Alex KNIGHT			
Best Tm: -:-:-			

Lap	Lap Tm	Diff	Time of Day
(71) Alasdair THOM			
Best Tm: -:-:-			

Chief Timekeeper - Ian Sharp

Clerk of the Course

Sig. Time

Orbits 4

www.amb-it.com

www.mylaps.com

Licensed to: SMART

Scottish Legends Championship

Knockhill 1.280 Miles

Race 10 - First B Race

16/09/2007 14:00

Race (8 Laps)

Competitors	Laps								
	0	1	2	3	4	5	6	7	8
David THORBURN (70)	1	70	70	70	70	70	70	70	70
Mike HOGG (60)	2	60	69	69	69	69	69	22	22
Carol BROWN (68)	3	68	80	22	22	22	22	69	69
Gerard McCOSH (69)	4	69	46	37	37	37	4	4	4
Steve COULL (80)	5	80	23	23	4	4	37	37	37
Frank HYNDS (28)	6	28	37	46	23	23	88	68	68
Jason OGG (88)	7	88	88	4	88	88	68	88	88
Alistair GAULD (23)	8	23	22	88	46	68	23	23	23
Colin ATKINSON (46)	9	46	4	25	68	46	46	46	44
Rory BRYANT (37)	10	37	25	68	6	6	6	6	28
Benjamin MASON (22)	11	22	90	6	44	28	28	28	44
Pat HYNDS (25)	12	25	60	10	28	44	44	44	10
Aly HUNTER (44)	13	44	6	44	10	10	10	10	6
Mark LEES (90)	14	90	28	60	27	27	27	90	90
Tony CAIG (4)	15	4	44	27	99	99	90	27	27
Ross MARSHALL (6)	16	6	68	28	3	90	99	99	99
Murray FORD (27)	17	27	27	99	90	3	3	3	3
Chris HYNDS (1)	18	1	10	3	1	1	1	1	1
Frank OGG (10)	19	10	1	1	18	18	18	18	60
Sandford IMRIE (99)	20	99	99	90	60	60	60	60	18
Sean HYNDS (3)	21	3	3	18					
Scott HYNDS (18)	22	18	18						
-	23								
-	24								

Smarty.com Mini Cooper Cup

Knockhill 1.280 Miles

Race 11 - Second Race

16/09/2007 14:20

Race (8 Laps)

Pos	No.	Name	Make/Model	CC	Class	Laps	Total Tm	Diff	Avg. Speed	Best Tm	Lap
1	7	Vic COVEY Jnr	Mini Cooper	1600	SM	8	9:25.855	-	65.147	1:09.132	8
2	15	Ian MILTON	Mini Cooper	1600	SMN	8	9:25.892	+0.037	65.143	1:09.723	7
3	8	Jordan GRONKOWSKI	Mini Cooper	1600	SMN	8	9:26.963	+1.108	65.020	1:09.183	7
4	2	Paul WILSON	Mini Cooper	1600	SM	8	9:30.496	+4.641	64.617	1:09.743	3
5	16	Kenneth THIRWALL	Mini Cooper	1600	SMN	8	9:30.769	+4.914	64.587	1:09.364	8
6	11	Alasdair McGOWAN	Mini Cooper	1600	SM	8	9:32.449	+6.594	64.397	1:10.086	6
7	12	Steve MITCHELL	Mini Cooper	1600	SM	8	9:33.846	+7.991	64.240	1:09.942	4
8	3	Glynn GEDDIE	Mini Cooper	1600	SMN	8	9:34.724	+8.869	64.142	1:09.128	5
9	9	John BARRIE	Mini Cooper	1600	SMN	8	9:42.401	+16.546	63.297	1:10.941	7
10	17	Mark DRYDEN	Mini Cooper	1600	SM	8	9:50.267	+24.412	62.453	1:11.168	6
11	4	Gilbert GROSSETT	Mini Cooper	1600	SMN	8	9:55.326	+29.471	61.922	1:10.714	4
12	1	Nick NAIRN	Mini Cooper	1600	SM	8	9:56.503	+30.648	61.800	1:12.418	8
Not classified											
DNS	5	Michael ROWAN	Mini Cooper	1600	SMN	0	-:----	-	-	-:----	0

Announcements

Red flag on lap 1 - Race restarted over 8 laps

Margin of Victory	Avg. Speed	Best Lap Tm	Best Spd	Best Lap by
+0.037	65.147	1:09.128	66.659	[3] Glynn GEDDIE

Chief Timekeeper - Ian Sharp

Orbits 4

Clerk of the Course

www.amb-it.com

Sig.

Time

www.mylaps.com

Licensed to: SMART

SMRC Autumn Race Meeting

Smarty.com Mini Cooper Cup

Knockhill 1.280 Miles

Race 11 - Second Race

16/09/2007 14:20

Race (8 Laps)

Lap	Lap Tm	Diff	Time of Day
(7) Vic COVEY Jnr			
1	-:--		15:25:12.884
2	1:09.396	+0.264	15:26:22.280
3	1:10.036	+0.904	15:27:32.316
4	1:11.293	+2.161	15:28:43.609
5	1:10.008	+0.876	15:29:53.617
6	1:11.083	+1.951	15:31:04.700
7	1:09.200	+0.068	15:32:13.900
8	1:09.132	-	15:33:23.032
Best Tm: 1:09.132			

Lap	Lap Tm	Diff	Time of Day
(15) Ian MILTON			
1	-:--		15:25:10.939
2	1:10.354	+0.631	15:26:21.293
3	1:10.312	+0.589	15:27:31.605
4	1:10.970	+1.247	15:28:42.575
5	1:10.622	+0.899	15:29:53.197
6	1:10.331	+0.608	15:31:03.528
7	1:09.723	-	15:32:13.251
8	1:09.818	+0.095	15:33:23.069
Best Tm: 1:09.723			

Lap	Lap Tm	Diff	Time of Day
(8) Jordan GRONKOWSKI			
1	-:--		15:25:13.866
2	1:10.130	+0.947	15:26:23.996
3	1:09.606	+0.423	15:27:33.602
4	1:10.757	+1.574	15:28:44.359
5	1:09.921	+0.738	15:29:54.280
6	1:11.067	+1.884	15:31:05.347
7	1:09.183	-	15:32:14.530
8	1:09.610	+0.427	15:33:24.140
Best Tm: 1:09.183			

Lap	Lap Tm	Diff	Time of Day
(2) Paul WILSON			
1	-:--		15:25:11.670
2	1:10.309	+0.566	15:26:21.979
3	1:09.743	-	15:27:31.722
4	1:11.036	+1.293	15:28:42.758
5	1:10.634	+0.891	15:29:53.392
6	1:13.307	+3.564	15:31:06.699
7	1:10.614	+0.871	15:32:17.313
8	1:10.360	+0.617	15:33:27.673
Best Tm: 1:09.743			

Lap	Lap Tm	Diff	Time of Day
(16) Kenneth THIRWALL			
1	-:--		15:25:12.960
2	1:10.162	+0.798	15:26:23.122
3	1:09.587	+0.223	15:27:32.709
4	1:11.416	+2.052	15:28:44.125
5	1:09.722	+0.358	15:29:53.847
6	1:14.300	+4.936	15:31:08.147

Lap	Lap Tm	Diff	Time of Day
7	1:10.435	+1.071	15:32:18.582
8	1:09.364	-	15:33:27.946
Best Tm: 1:09.364			

Lap	Lap Tm	Diff	Time of Day
(11) Alasdair McGOWAN			
1	-:--		15:25:14.610
2	1:11.224	+1.138	15:26:25.834
3	1:10.700	+0.614	15:27:36.534
4	1:10.470	+0.384	15:28:47.004
5	1:10.649	+0.563	15:29:57.653
6	1:10.086	-	15:31:07.739
7	1:11.425	+1.339	15:32:19.164
8	1:10.462	+0.376	15:33:29.626
Best Tm: 1:10.086			

Lap	Lap Tm	Diff	Time of Day
(12) Steve MITCHELL			
1	-:--		15:25:14.769
2	1:11.483	+1.541	15:26:26.252
3	1:11.171	+1.229	15:27:37.423
4	1:09.942	-	15:28:47.365
5	1:10.637	+0.695	15:29:58.002
6	1:10.959	+1.017	15:31:08.961
7	1:11.757	+1.815	15:32:20.718
8	1:10.305	+0.363	15:33:31.023
Best Tm: 1:09.942			

Lap	Lap Tm	Diff	Time of Day
(3) Glynn GEDDIE			
1	-:--		15:25:16.786
2	1:11.577	+2.449	15:26:28.363
3	1:11.219	+2.091	15:27:39.582
4	1:10.250	+1.122	15:28:49.832
5	1:09.128	-	15:29:58.960
6	1:09.912	+0.784	15:31:08.872
7	1:12.406	+3.278	15:32:21.278
8	1:10.623	+1.495	15:33:31.901
Best Tm: 1:09.128			

Lap	Lap Tm	Diff	Time of Day
(9) John BARRIE			
1	-:--		15:25:15.825
2	1:12.246	+1.305	15:26:28.071
3	1:11.126	+0.185	15:27:39.197
4	1:12.247	+1.306	15:28:51.444
5	1:12.659	+1.718	15:30:04.103
6	1:11.327	+0.386	15:31:15.430
7	1:10.941	-	15:32:26.371
8	1:13.207	+2.266	15:33:39.578
Best Tm: 1:10.941			

Lap	Lap Tm	Diff	Time of Day
(17) Mark DRYDEN			
1	-:--		15:25:17.171
2	1:11.952	+0.784	15:26:29.123

Lap	Lap Tm	Diff	Time of Day
3	1:11.531	+0.363	15:27:40.654
4	1:11.279	+0.111	15:28:51.933
5	1:21.366	+10.198	15:30:13.299
6	1:11.168	-	15:31:24.467
7	1:11.222	+0.054	15:32:35.689
8	1:11.755	+0.587	15:33:47.444
Best Tm: 1:11.168			

Lap	Lap Tm	Diff	Time of Day
(4) Gilbert GROSSETT			
1	-:--		15:25:16.983
2	1:11.929	+1.215	15:26:28.912
3	1:11.555	+0.841	15:27:40.467
4	1:10.714	-	15:28:51.181
5	1:23.596	+12.882	15:30:14.777
6	1:13.964	+3.250	15:31:28.741
7	1:11.637	+0.923	15:32:40.378
8	1:12.125	+1.411	15:33:52.503
Best Tm: 1:10.714			

Lap	Lap Tm	Diff	Time of Day
(1) Nick NAIRN			
1	-:--		15:25:18.333
2	1:12.955	+0.537	15:26:31.288
3	1:14.125	+1.707	15:27:45.413
4	1:13.872	+1.454	15:28:59.285
5	1:15.241	+2.823	15:30:14.526
6	1:13.659	+1.241	15:31:28.185
7	1:13.077	+0.659	15:32:41.262
8	1:12.418	-	15:33:53.680
Best Tm: 1:12.418			

Lap	Lap Tm	Diff	Time of Day
(5) Michael ROWAN			
Best Tm: -:--			

Chief Timekeeper - Ian Sharp

Clerk of the Course

Sig. Time

Orbits 4

www.amb-it.com

www.mylaps.com

Licensed to: SMART

Smarty.com Mini Cooper Cup

Knockhill 1.280 Miles

Race 11 - Second Race

16/09/2007 14:20

Race (8 Laps)

Competitors	Laps							
	1	2	3	4	5	6	7	8
Ian MILTON (15)	15	15	15	15	15	15	15	7
Paul WILSON (2)	2	2	2	2	2	7	7	15
Vic COVEY Jnr (7)	7	7	7	7	7	8	8	8
Kenneth THIRWALL (16)	16	16	16	16	16	2	2	2
Jordan GRONKOWSKI (8)	8	8	8	8	8	11	16	16
Alasdair McGOWAN (11)	11	11	11	11	11	16	11	11
Steve MITCHELL (12)	12	12	12	12	12	3	12	12
John BARRIE (9)	9	9	9	3	3	12	3	3
Glynn GEDDIE (3)	3	3	3	4	9	9	9	9
Gilbert GROSSETT (4)	4	4	4	9	17	17	17	17
Mark DRYDEN (17)	17	17	17	17	1	1	4	4
Nick NAIRN (1)	1	1	1	1	4	4	1	1
-	13							

Scottish Classic Sports & Saloons

Knockhill 1.280 Miles

Race 12 - Second Race

16/09/2007 14:40

Race (10 Laps)

Pos	No.	Name	Make/Model	CC	Class	Laps	Total Tm	Diff	Avg. Speed	Best Tm	Lap
1	5	Matthew GORDON	Porsche 911	2700	CSSC	10	11:43.589	-	65.493	1:09.137	9
2	2	Oilly ROSS	Lotus Europa	1600	CSSB	10	11:44.666	+1.077	65.393	1:09.251	5
3	66	Ian LONGFORD	Ford Escort	2000	CSSC	10	12:05.745	+22.156	63.493	1:10.950	9
4	4	Stan BERNARD	Porsche 911	2687	CSSC	10	12:10.560	+26.971	63.075	1:10.781	9
5	27	Steven SWAN	Renault Gordini	1546	CSSB	10	12:35.207	+51.618	61.016	1:12.124	4
6	11	Ian MORTON	MG Midget	1380	CSSA	10	12:45.767	+1:02.178	60.175	1:15.169	2
7	14	Tim REID	Alfa Romeo Guilletta	1598	CSSB	9	12:16.438	1 Lap	56.314	1:20.329	6

Margin of Victory	Avg. Speed	Best Lap Tm	Best Spd	Best Lap by
+1.077	65.493	1:09.137	66.650	[5] Matthew GORDON

Chief Timekeeper - Ian Sharp

Orbits 4

Clerk of the Course

www.amb-it.com

Sig.

Time

www.mylaps.com

Licensed to: SMART

SMRC Autumn Race Meeting

Scottish Classic Sports & Saloons

Knockhill 1.280 Miles

Race 12 - Second Race

16/09/2007 14:40

Race (10 Laps)

Lap	Lap Tm	Diff	Time of Day
(5) Matthew GORDON			
1	----		15:42:38.142
2	1:10.123	+0.986	15:43:48.265
3	1:10.582	+1.445	15:44:58.847
4	1:09.984	+0.847	15:46:08.831
5	1:09.351	+0.214	15:47:18.182
6	1:12.274	+3.137	15:48:30.456
7	1:09.326	+0.189	15:49:39.782
8	1:09.870	+0.733	15:50:49.652
9	1:09.137	-	15:51:58.789
10	1:10.367	+1.230	15:53:09.156
Best Tm: 1:09.137			

Lap	Lap Tm	Diff	Time of Day
(2) Olly ROSS			
1	----		15:42:41.851
2	1:10.292	+1.041	15:43:52.143
3	1:09.702	+0.451	15:45:01.845
4	1:09.517	+0.266	15:46:11.362
5	1:09.251	-	15:47:20.613
6	1:11.105	+1.854	15:48:31.718
7	1:09.348	+0.097	15:49:41.066
8	1:10.327	+1.076	15:50:51.393
9	1:09.507	+0.256	15:52:00.900
10	1:09.333	+0.082	15:53:10.233
Best Tm: 1:09.251			

Lap	Lap Tm	Diff	Time of Day
(66) Ian LONGFORD			
1	----		15:42:43.510
2	1:13.921	+2.971	15:43:57.431
3	1:12.398	+1.448	15:45:09.829
4	1:12.378	+1.428	15:46:22.207
5	1:11.641	+0.691	15:47:33.848
6	1:11.701	+0.751	15:48:45.549
7	1:11.004	+0.054	15:49:56.553
8	1:11.679	+0.729	15:51:08.232
9	1:10.950	-	15:52:19.182
10	1:12.130	+1.180	15:53:31.312
Best Tm: 1:10.950			

Lap	Lap Tm	Diff	Time of Day
(4) Stan BERNARD			
1	----		15:42:43.996
2	1:13.800	+3.019	15:43:57.796
3	1:12.396	+1.615	15:45:10.192
4	1:12.382	+1.601	15:46:22.574
5	1:11.683	+0.902	15:47:34.257
6	1:12.153	+1.372	15:48:46.410
7	1:11.999	+1.218	15:49:58.409
8	1:14.553	+3.772	15:51:12.962
9	1:10.781	-	15:52:23.743
10	1:12.384	+1.603	15:53:36.127
Best Tm: 1:10.781			

Lap	Lap Tm	Diff	Time of Day
(27) Steven SWAN			
1	----		15:42:41.244
2	1:13.711	+1.587	15:43:54.955
3	1:12.868	+0.744	15:45:07.823
4	1:12.124	-	15:46:19.947
5	1:12.590	+0.466	15:47:32.537
6	1:12.924	+0.800	15:48:45.461
7	1:12.597	+0.473	15:49:58.058
8	1:34.381	+22.257	15:51:32.439
9	1:14.102	+1.978	15:52:46.541
10	1:14.233	+2.109	15:54:00.774
Best Tm: 1:12.124			

Lap	Lap Tm	Diff	Time of Day
(11) Ian MORTON			
1	----		15:42:46.043
2	1:15.169	-	15:44:01.212
3	1:15.547	+0.378	15:45:16.759
4	1:15.973	+0.804	15:46:32.732
5	1:16.380	+1.211	15:47:49.112
6	1:16.929	+1.760	15:49:06.041
7	1:15.906	+0.737	15:50:21.947
8	1:16.792	+1.623	15:51:38.739
9	1:16.735	+1.566	15:52:55.474
10	1:15.860	+0.691	15:54:11.334
Best Tm: 1:15.169			

Lap	Lap Tm	Diff	Time of Day
(14) Tim REID			
1	----		15:42:52.355
2	1:21.575	+1.246	15:44:13.930
3	1:21.561	+1.232	15:45:35.491
4	1:21.283	+0.954	15:46:56.774
5	1:21.061	+0.732	15:48:17.835
6	1:20.329	-	15:49:38.164
7	1:22.578	+2.249	15:51:00.742
8	1:20.558	+0.229	15:52:21.300
9	1:20.705	+0.376	15:53:42.005
Best Tm: 1:20.329			

Chief Timekeeper - Ian Sharp

Clerk of the Course

Sig.

Time

Orbits 4

www.amb-it.com

www.mylaps.com

Licensed to: SMART

Scottish Classic Sports & Saloons

Knockhill 1.280 Miles

Race 12 - Second Race

16/09/2007 14:40

Race (10 Laps)

Competitors	Laps									
	1	2	3	4	5	6	7	8	9	10
Matthew GORDON (5)	5	5	5	5	5	5	5	5	5	5
Steven SWAN (27)	27	2	2	2	2	2	2	2	2	2
Olly ROSS (2)	2	27	27	27	27	27	66	66	66	66
Ian LONGFORD (66)	66	66	66	66	66	66	27	4	4	4
Stan BERNARD (4)	4	4	4	4	4	4	4	27	27	27
Ian MORTON (11)	11	11	11	11	11	11	11	11	11	11
Tim REID (14)	14	14	14	14	14	14	14	14	14	14

Scottish Legends Championship

Knockhill 1.280 Miles

Race 12A - Second B Race

16/09/2007 15:00

Race (8 Laps)

Pos	No.	Name	Make/Model	CC	Class	Laps	Total Tm	Diff	Avg. Speed	Best Tm	Lap
1	22	Benjamin MASON	Ford Sedan	1250	L	8	9:42.423	-	63.294	1:11.782	2
2	37	Rory BRYANT	Ford Sedan	1250	LS	8	9:48.843	+6.420	62.604	1:12.425	2
3	28	Frank HYNDS	Legend	1250	L	8	9:50.394	+7.971	62.440	1:11.834	5
4	70	David THORBURN	34 Ford Coupe	1200	L	8	9:50.435	+8.012	62.435	1:11.263	7
5	90	Mark LEES	Dodge Coupe	1250	L	8	9:51.389	+8.966	62.335	1:12.357	5
6	68	Carol BROWN	Ford Sedan	1200	L	8	9:56.776	+14.353	61.772	1:11.668	7
7	4	Tony CAIG	37 Chevy	1250	L	8	9:57.066	+14.643	61.742	1:11.849	6
8	69	Gerard McCOSH	Ford Coupe	1250	L	8	10:05.872	+23.449	60.845	1:13.561	7
9	88	Jason OGG	34 Chevy Coupe	1250	L	8	10:06.576	+24.153	60.774	1:13.480	4
10	46	Colin ATKINSON	Legend	1200	L	8	10:07.351	+24.928	60.696	1:14.133	7
11	23	Alistair GAULD	Legend	1200	L	8	10:07.829	+25.406	60.649	1:14.442	7
12	80	Steve COULL	Legend	1200	L	8	10:12.724	+30.301	60.164	1:14.487	7
13	18	Scott HYNDS	Legend	1250	L	8	10:18.768	+36.345	59.576	1:14.489	6
14	10	Frank OGG	Legend	1250	L	8	10:31.126	+48.703	58.410	1:15.363	7
15	6	Ross MARSHALL	Legend	1250	L	8	10:31.874	+49.451	58.341	1:14.541	3
16	99	Sandford IMRIE	Ford Sedan	1250	L	8	10:41.376	+58.953	57.476	1:16.157	8
17	60	Mike HOGG	37 Ford Sedan	1250	LS	8	10:44.648	+1:02.225	57.185	1:17.825	4
18	44	Aly HUNTER	Ford Sedan	1250	L	8	10:53.797	+1:11.374	56.384	1:13.972	6
19	3	Sean HYNDS	Legend	1250	L	7	9:43.026	1 Lap	55.325	1:20.438	3
20	1	Chris HYNDS	Legend	1250	L	7	9:47.792	+4.766	54.877	1:17.161	7

Not classified (80% = 7 Laps)

DNF	25	Pat HYNDS	34 Chevy	1250	L	5	6:32.217	3 Laps	58.743	1:13.126	3
DNF	27	Murray FORD	Ford Sedan	1250	L	3	4:13.751	5 Laps	54.479	1:19.185	2
DNS	31	Alex KNIGHT	Legend	1250	L	0	-:----	-	-	-:----	0
DNS	71	Alasdair THOM	Chevy Sedan	1250	L	0	-:----	-	-	-:----	0

Margin of Victory	Avg. Speed	Best Lap Tm	Best Spd	Best Lap by
+6.420	63.294	1:11.263	64.662	[70] David THORBURN

Chief Timekeeper - Ian Sharp

Orbits 4

Clerk of the Course

www.amb-it.com

Sig.

Time

www.mylaps.com

Licensed to: SMART

SMRC Autumn Race Meeting

Scottish Legends Championship

Knockhill 1.280 Miles

Race 12A - Second B Race

16/09/2007 15:00

Race (8 Laps)

Lap	Lap Tm	Diff	Time of Day
(6) Ross MARSHALL			
1	1:23.819	+9.278	16:02:04.307
2	1:15.367	+0.826	16:03:19.674
3	1:14.541	-	16:04:34.215
4	1:20.742	+6.201	16:05:54.957
5	1:16.436	+1.895	16:07:11.393
6	1:16.399	+1.858	16:08:27.792
7	1:15.243	+0.702	16:09:43.035
8	1:19.188	+4.647	16:11:02.223
Best Tm: 1:14.541			

(99) Sandford IMRIE			
1	1:28.680	+12.523	16:02:07.452
2	1:18.502	+2.345	16:03:25.954
3	1:19.031	+2.874	16:04:44.985
4	1:18.646	+2.489	16:06:03.631
5	1:18.151	+1.994	16:07:21.782
6	1:16.176	+0.019	16:08:37.958
7	1:17.610	+1.453	16:09:55.568
8	1:16.157	-	16:11:11.725
Best Tm: 1:16.157			

(60) Mike HOGG			
1	1:27.391	+9.566	16:02:03.804
2	1:19.861	+2.036	16:03:23.665
3	1:18.804	+0.979	16:04:42.469
4	1:17.825	-	16:06:00.294
5	1:18.878	+1.053	16:07:19.172
6	1:18.250	+0.425	16:08:37.422
7	1:18.584	+0.759	16:09:56.006
8	1:18.991	+1.166	16:11:14.997
Best Tm: 1:17.825			

(44) Aly HUNTER			
1	1:21.147	+7.175	16:01:58.349
2	1:16.559	+2.587	16:03:14.908
3	1:54.286	+40.314	16:05:09.194
4	1:16.835	+2.863	16:06:26.029
5	1:15.012	+1.040	16:07:41.041
6	1:13.972	-	16:08:55.013
7	1:14.723	+0.751	16:10:09.736
8	1:14.410	+0.438	16:11:24.146
Best Tm: 1:13.972			

(3) Sean HYNDS			
1	1:29.089	+8.651	16:02:07.239
2	1:20.588	+0.150	16:03:27.827
3	1:20.438	-	16:04:48.265
4	1:21.263	+0.825	16:06:09.528
5	1:21.322	+0.884	16:07:30.850
6	1:21.113	+0.675	16:08:51.963
7	1:21.412	+0.974	16:10:13.375

Best Tm: 1:20.438			
(1) Chris HYNDS			
1	1:24.814	+7.653	16:02:04.552
2	1:20.063	+2.902	16:03:24.615
3	1:19.535	+2.374	16:04:44.150
4	1:18.568	+1.407	16:06:02.718
5	1:40.214	+23.053	16:07:42.932
6	1:18.048	+0.887	16:09:00.980
7	1:17.161	-	16:10:18.141
Best Tm: 1:17.161			

(25) Pat HYNDS			
1	1:20.137	+7.011	16:01:52.640
2	1:14.189	+1.063	16:03:06.829
3	1:13.126	-	16:04:19.955
4	1:14.750	+1.624	16:05:34.705
5	1:27.861	+14.735	16:07:02.566
Best Tm: 1:13.126			

(27) Murray FORD			
1	1:26.975	+7.790	16:02:05.728
2	1:19.185	-	16:03:24.913
3	1:19.187	+0.002	16:04:44.100
Best Tm: 1:19.185			

(31) Alex KNIGHT			
Best Tm: -:-:-			

(71) Alasdair THOM			
Best Tm: -:-:-			

Chief Timekeeper - Ian Sharp

Clerk of the Course

Sig.

Time

Orbits 4

www.amb-it.com

www.mylaps.com

Licensed to: SMART

Scottish Legends Championship

Knockhill 1.280 Miles

Race 12A - Second B Race

16/09/2007 15:00

Race (8 Laps)

Competitors	Laps									
	0	1	2	3	4	5	6	7	8	
Mark LEES (90)	1	90	22	22	22	22	22	22	22	22
Benjamin MASON (22)	2	22	37	37	37	37	37	37	37	37
Rory BRYANT (37)	3	37	90	90	90	90	90	28	28	
Pat HYNDS (25)	4	25	25	25	28	28	28	28	90	70
Colin ATKINSON (46)	5	46	46	28	25	70	70	70	70	90
Alistair GAULD (23)	6	23	23	23	70	25	4	4	4	68
Jason OGG (88)	7	88	28	46	46	4	68	68	68	4
Frank HYNDS (28)	8	28	88	70	23	46	46	69	69	69
Steve COULL (80)	9	80	80	88	4	68	23	46	46	88
Gerard McCOSH (69)	10	69	70	69	69	23	69	23	88	46
Carol BROWN (68)	11	68	69	4	68	69	88	88	23	23
Mike HOGG (60)	12	60	68	68	88	88	80	80	80	80
David THORBURN (70)	13	70	4	80	80	80	18	18	18	18
Aly HUNTER (44)	14	44	18	18	18	18	25	6	6	10
Scott HYNDS (18)	15	18	44	44	6	6	6	10	10	6
Sean HYNDS (3)	16	3	60	6	10	10	10	60	99	99
Frank OGG (10)	17	10	6	10	60	60	60	99	60	60
Murray FORD (27)	18	27	10	60	27	1	99	3	44	44
Sandford IMRIE (99)	19	99	1	1	1	99	3	44	3	
Tony CAIG (4)	20	4	27	27	99	3	44	1	1	
Chris HYNDS (1)	21	1	3	99	3	44	1			
Ross MARSHALL (6)	22	6	99	3	44					
-	23									
-	24									

Scottish Sports & Saloon Championship

Knockhill 1.280 Miles

Race 14 - Second Race

16/09/2007 15:20

Race (10 Laps)

Pos	No.	Name	Make/Model	CC	Class	Laps	Total Tm	Diff	Avg. Speed	Best Tm	Lap
1	26	Andrew GALLACHER	Ford Focus	2000	SSA	10	10:03.826	-	76.313	58.111	2
2	71	Robert PRITCHARD	Caterham	2000	SSA	10	10:09.711	+5.885	75.577	1:00.102	8
3	20	Alastair McCAIG	Caterham	1800	SSA	10	10:30.148	+26.322	73.126	1:02.393	4
4	78	David HEADEN	Caterham R400	2296	SSA	10	11:05.367	+1:01.541	69.255	1:05.015	9
5	21	Peter TADDEI	Ford Fiesta	2100	SSB	10	11:06.429	+1:02.603	69.145	1:04.800	8
6	54	Andrew MORRISON	Seat Cupra	1998	SSB	10	11:12.219	+1:08.393	68.549	1:04.578	7
7	80	Peter FRITH	Caterham	1600	SSD	9	10:10.932	1 Lap	67.883	1:06.267	3
8	63	Linda WHITE	Caterham CSR	2300	SSA	9	10:34.186	+23.254	65.394	1:09.028	8
9	33	Cameron PURDIE	Westfield	1900	SSD	9	10:38.923	+27.991	64.909	1:09.417	7
10	99	Geraint WHITE	Caterham CSR	2300	SSA	9	10:45.684	+34.752	64.230	1:09.588	8
Not classified (80% = 8 Laps)											
DNF	7	Charlie SHAW	Ford Focus	2000T	SSA	1	1:02.017	-	74.302	-.----	1
DNS	16	Colin SIMPSON	Marcos Mantis	4600	SSA	0	-.----	-	-	-.----	0

Margin of Victory	Avg. Speed	Best Lap Tm	Best Spd	Best Lap by
+5.885	76.313	58.111	79.297	[26] Andrew GALLACHER

Chief Timekeeper - Ian Sharp

Orbits 4

Clerk of the Course

www.amb-it.com

Sig.

Time

www.mylaps.com

Licensed to: SMART

SMRC Autumn Race Meeting

Scottish Sports & Saloon Championship

Knockhill 1.280 Miles

Race 14 - Second Race

16/09/2007 15:20

Race (10 Laps)

Lap	Lap Tm	Diff	Time of Day
(26) Andrew GALLACHER			
1	----		16:23:24.676
2	58.111	-	16:24:22.787
3	1:01.778	+3.667	16:25:24.565
4	59.198	+1.087	16:26:23.763
5	59.588	+1.477	16:27:23.351
6	59.787	+1.676	16:28:23.138
7	1:01.810	+3.699	16:29:24.948
8	1:00.599	+2.488	16:30:25.547
9	59.638	+1.527	16:31:25.185
10	1:02.628	+4.517	16:32:27.813
Best Tm: 58.111			

Lap	Lap Tm	Diff	Time of Day
(71) Robert PRITCHARD			
1	----		16:23:27.919
2	1:00.376	+0.274	16:24:28.295
3	1:00.589	+0.487	16:25:28.884
4	1:00.846	+0.744	16:26:29.730
5	1:00.404	+0.302	16:27:30.134
6	1:00.533	+0.431	16:28:30.667
7	1:00.639	+0.537	16:29:31.306
8	1:00.102	-	16:30:31.408
9	1:00.254	+0.152	16:31:31.662
10	1:02.036	+1.934	16:32:33.698
Best Tm: 1:00.102			

Lap	Lap Tm	Diff	Time of Day
(20) Alastair McCAIG			
1	----		16:23:30.019
2	1:02.595	+0.202	16:24:32.614
3	1:02.436	+0.043	16:25:35.050
4	1:02.393	-	16:26:37.443
5	1:02.414	+0.021	16:27:39.857
6	1:03.070	+0.677	16:28:42.927
7	1:02.549	+0.156	16:29:45.476
8	1:02.803	+0.410	16:30:48.279
9	1:02.950	+0.557	16:31:51.229
10	1:02.906	+0.513	16:32:54.135
Best Tm: 1:02.393			

Lap	Lap Tm	Diff	Time of Day
(78) David HEADEN			
1	----		16:23:32.451
2	1:05.817	+0.802	16:24:38.268
3	1:06.228	+1.213	16:25:44.496
4	1:07.147	+2.132	16:26:51.643
5	1:06.471	+1.456	16:27:58.114
6	1:06.169	+1.154	16:29:04.283
7	1:05.906	+0.891	16:30:10.189
8	1:05.138	+0.123	16:31:15.327
9	1:05.015	-	16:32:20.342
10	1:09.012	+3.997	16:33:29.354
Best Tm: 1:05.015			

Lap	Lap Tm	Diff	Time of Day
(21) Peter TADDEI			
1	----		16:23:35.287
2	1:06.800	+2.000	16:24:42.087
3	1:05.935	+1.135	16:25:48.022
4	1:06.221	+1.421	16:26:54.243
5	1:06.289	+1.489	16:28:00.532
6	1:06.052	+1.252	16:29:06.584
7	1:05.006	+0.206	16:30:11.590
8	1:04.800	-	16:31:16.390
9	1:06.796	+1.996	16:32:23.186
10	1:07.230	+2.430	16:33:30.416
Best Tm: 1:04.800			

Lap	Lap Tm	Diff	Time of Day
(54) Andrew MORRISON			
1	----		16:23:35.610
2	1:07.204	+2.626	16:24:42.814
3	1:05.957	+1.379	16:25:48.771
4	1:06.372	+1.794	16:26:55.143
5	1:05.727	+1.149	16:28:00.870
6	1:06.736	+2.158	16:29:07.606
7	1:04.578	-	16:30:12.184
8	1:05.083	+0.505	16:31:17.267
9	1:05.500	+0.922	16:32:22.767
10	1:13.439	+8.861	16:33:36.206
Best Tm: 1:04.578			

Lap	Lap Tm	Diff	Time of Day
(80) Peter FRITH			
1	----		16:23:34.024
2	1:06.484	+0.217	16:24:40.508
3	1:06.267	-	16:25:46.775
4	1:06.866	+0.599	16:26:53.641
5	1:06.281	+0.014	16:27:59.922
6	1:13.406	+7.139	16:29:13.328
7	1:06.478	+0.211	16:30:19.806
8	1:06.946	+0.679	16:31:26.752
9	1:08.167	+1.900	16:32:34.919
Best Tm: 1:06.267			

Lap	Lap Tm	Diff	Time of Day
(63) Linda WHITE			
1	----		16:23:39.963
2	1:11.313	+2.285	16:24:51.276
3	1:09.660	+0.632	16:26:00.936
4	1:09.329	+0.301	16:27:10.265
5	1:09.479	+0.451	16:28:19.744
6	1:10.429	+1.401	16:29:30.173
7	1:09.079	+0.051	16:30:39.252
8	1:09.028	-	16:31:48.280
9	1:09.893	+0.865	16:32:58.173
Best Tm: 1:09.028			

Lap	Lap Tm	Diff	Time of Day
(33) Cameron PURDIE			
1	----		16:23:39.146

Lap	Lap Tm	Diff	Time of Day
(99) Geraint WHITE			
2	1:11.267	+1.850	16:24:50.413
3	1:10.824	+1.407	16:26:01.237
4	1:10.294	+0.877	16:27:11.531
5	1:11.735	+2.318	16:28:23.266
6	1:10.505	+1.088	16:29:33.771
7	1:09.417	-	16:30:43.188
8	1:10.262	+0.845	16:31:53.450
9	1:09.460	+0.043	16:33:02.910
Best Tm: 1:09.417			

Lap	Lap Tm	Diff	Time of Day
(7) Charlie SHAW			
1	----		16:23:39.689
2	1:12.956	+3.368	16:24:52.645
3	1:10.636	+1.048	16:26:03.281
4	1:10.387	+0.799	16:27:13.668
5	1:10.912	+1.324	16:28:24.580
6	1:09.666	+0.078	16:29:34.246
7	1:10.195	+0.607	16:30:44.441
8	1:09.588	-	16:31:54.029
9	1:15.642	+6.054	16:33:09.671
Best Tm: 1:09.588			

Lap	Lap Tm	Diff	Time of Day
(16) Colin SIMPSON			
1	----		16:23:26.004
Best Tm: ----			

Chief Timekeeper - Ian Sharp

Clerk of the Course

Sig.

Time

Orbits 4

www.amb-it.com

www.mylaps.com

Licensed to: SMART

Scottish Sports & Saloon Championship

Knockhill 1.280 Miles

Race 14 - Second Race

16/09/2007 15:20

Race (10 Laps)

Competitors	Laps									
	1	2	3	4	5	6	7	8	9	10
Andrew GALLACHER (26)	1	26	26	26	26	26	26	26	26	26
Charlie SHAW (7)	2	7	71	71	71	71	71	71	71	71
Robert PRITCHARD (71)	3	71	20	20	20	20	20	20	20	20
Alastair McCAIG (20)	4	20	78	78	78	78	78	78	78	78
David HEADEN (78)	5	78	80	80	80	80	21	21	21	54
Peter FRITH (80)	6	80	21	21	21	21	54	54	54	21
Peter TADDEI (21)	7	21	54	54	54	54	80	80	80	80
Andrew MORRISON (54)	8	54	33	63	63	63	63	63	63	63
Cameron PURDIE (33)	9	33	63	33	33	33	33	33	33	33
Geraint WHITE (99)	10	99	99	99	99	99	99	99	99	99
Linda WHITE (63)	11	63								
-	12									

Chief Timekeeper - Ian Sharp

Orbits 4

Clerk of the Course

www.amb-it.com

Sig.

Time

www.mylaps.com

Licensed to: SMART

SMRC Autumn Race Meeting


Scottish XR2 Championship

Race 15 Restart

Race (5 Laps)

Knockhill 1.280 Miles

16/09/2007 15:55



Lap	Lap Tm	Diff	Time of Day
(1) Scott FRASER			
1	-:--		16:59:30.412
2	1:11.341	+1.242	17:00:41.753
3	1:10.799	+0.700	17:01:52.552
4	1:10.099	-	17:03:02.651
5	1:10.381	+0.282	17:04:13.032
Best Tm: 1:10.099			

Lap	Lap Tm	Diff	Time of Day
(2) Andrew WINCHESTER			
1	-:--		16:59:30.954
2	1:12.598	+2.517	17:00:43.552
3	1:10.235	+0.154	17:01:53.787
4	1:10.081	-	17:03:03.868
5	1:10.295	+0.214	17:04:14.163
Best Tm: 1:10.081			

Lap	Lap Tm	Diff	Time of Day
(99) Scott MORRISON			
1	-:--		16:59:32.026
2	1:10.936	-	17:00:42.962
3	1:11.001	+0.065	17:01:53.963
4	1:10.959	+0.023	17:03:04.922
5	1:11.236	+0.300	17:04:16.158
Best Tm: 1:10.936			

Lap	Lap Tm	Diff	Time of Day
(10) Charlie COPE			
1	-:--		16:59:33.378
2	1:11.551	-	17:00:44.929
3	1:11.881	+0.330	17:01:56.810
4	1:11.859	+0.308	17:03:08.669
5	1:11.979	+0.428	17:04:20.648
Best Tm: 1:11.551			

Lap	Lap Tm	Diff	Time of Day
(5) Colin MacKINNON			
1	-:--		16:59:33.225
2	1:12.335	+1.146	17:00:45.560
3	1:11.189	-	17:01:56.749
4	1:11.884	+0.695	17:03:08.633
5	1:12.287	+1.098	17:04:20.920
Best Tm: 1:11.189			

Lap	Lap Tm	Diff	Time of Day
(4) Stewart SCOTT			
1	-:--		16:59:34.025
2	1:13.423	+2.985	17:00:47.448
3	1:10.438	-	17:01:57.886
4	1:11.830	+1.392	17:03:09.716
5	1:11.600	+1.162	17:04:21.316
Best Tm: 1:10.438			

Lap	Lap Tm	Diff	Time of Day
(14) Iain FRASER			
1	-:--		16:59:33.671
2	1:12.373	+0.979	17:00:46.044
3	1:11.394	-	17:01:57.438
4	1:12.224	+0.830	17:03:09.662
5	1:12.017	+0.623	17:04:21.679
Best Tm: 1:11.394			

Lap	Lap Tm	Diff	Time of Day
(3) Peter CRUICKSHANK			
1	-:--		16:59:37.256
2	1:11.373	+0.165	17:00:48.629
3	1:11.208	-	17:01:59.837
4	1:11.341	+0.133	17:03:11.178
5	1:13.315	+2.107	17:04:24.493
Best Tm: 1:11.208			

Lap	Lap Tm	Diff	Time of Day
(21) Andrew ALLAN			
1	-:--		16:59:38.118
2	1:12.281	+0.891	17:00:50.399
3	1:11.390	-	17:02:01.789
4	1:11.509	+0.119	17:03:13.298
5	1:12.568	+1.178	17:04:25.866
Best Tm: 1:11.390			

Lap	Lap Tm	Diff	Time of Day
(23) Iain MUNRO			
1	-:--		16:59:34.698
2	1:13.952	+1.647	17:00:48.650
3	1:12.305	-	17:02:00.955
4	1:12.354	+0.049	17:03:13.309
5	1:13.120	+0.815	17:04:26.429
Best Tm: 1:12.305			

Lap	Lap Tm	Diff	Time of Day
(6) Alistair FRASER			
1	-:--		16:59:38.092
2	1:12.950	+1.039	17:00:51.042
3	1:11.913	+0.002	17:02:02.955
4	1:11.911	-	17:03:14.866
5	1:12.541	+0.630	17:04:27.407
Best Tm: 1:11.911			

Lap	Lap Tm	Diff	Time of Day
(76) Willie DAVIDSON			
1	-:--		16:59:38.899
2	1:12.537	+0.900	17:00:51.436
3	1:11.637	-	17:02:03.073
4	1:12.368	+0.731	17:03:15.441
5	1:12.686	+1.049	17:04:28.127
Best Tm: 1:11.637			

Lap	Lap Tm	Diff	Time of Day
(9) Derek McDOUGALL			

Lap	Lap Tm	Diff	Time of Day
(37) Russell MORGAN			
1	-:--		16:59:43.005
2	1:14.438	+2.881	17:00:57.443
3	1:12.536	+0.979	17:02:09.979
4	1:11.557	-	17:03:21.536
5	1:14.208	+2.651	17:04:35.744
Best Tm: 1:11.557			

Lap	Lap Tm	Diff	Time of Day
(19) Ian MAUGHAN			
1	-:--		16:59:39.893
2	1:13.224	-	17:00:53.117
3	1:13.933	+0.709	17:02:07.050
4	1:13.851	+0.627	17:03:20.901
5	1:15.073	+1.849	17:04:35.974
Best Tm: 1:13.224			

Lap	Lap Tm	Diff	Time of Day
(25) Barry HOLMES			
1	-:--		16:59:41.078
2	1:14.359	+0.667	17:00:55.437
3	1:14.830	+1.138	17:02:10.267
4	1:14.370	+0.678	17:03:24.637
5	1:13.692	-	17:04:38.329
Best Tm: 1:13.692			

Lap	Lap Tm	Diff	Time of Day
(18) Charlie THORNTON			
1	-:--		16:59:41.467
2	1:20.557	+7.924	17:01:02.024
3	1:12.633	-	17:02:14.657
4	1:13.306	+0.673	17:03:27.963
5	1:12.900	+0.267	17:04:40.863
Best Tm: 1:12.633			

Lap	Lap Tm	Diff	Time of Day
(15) John TURNER			
1	-:--		16:59:42.312
2	1:16.909	+2.018	17:00:59.221
3	1:15.282	+0.391	17:02:14.503
4	1:14.891	-	17:03:29.394
5	1:16.868	+1.977	17:04:46.262
Best Tm: 1:14.891			

Lap	Lap Tm	Diff	Time of Day
(82) Geraint JONES			
1	-:--		16:59:42.752
2	1:15.273	+2.415	17:00:58.025
3	1:15.428	+2.570	17:02:13.453
4	1:12.858	-	17:03:26.311
5	1:33.002	+20.144	17:04:59.313
Best Tm: 1:12.858			

Chief Timekeeper - Ian Sharp

Clerk of the Course

Sig.

Time

Orbits 4

www.amb-it.com

www.mylaps.com

Licensed to: SMART

SMRC Autumn Race Meeting

Scottish XR2 Championship

Knockhill 1.280 Miles

Race 15 Restart

16/09/2007 15:55

Race (5 Laps)

Lap	Lap Tm	Diff	Time of Day
1	----		16:59:57.717
Best Tm: ----			

Lap	Lap Tm	Diff	Time of Day
-----	--------	------	-------------

Lap	Lap Tm	Diff	Time of Day
-----	--------	------	-------------

Chief Timekeeper - Ian Sharp

Clerk of the Course

Sig. Time

Orbits 4

www.amb-it.com

www.mylaps.com

Licensed to: SMART

Scottish Legends Championship

Knockhill 1.280 Miles

Race 16 - Restart

16/09/2007 17:30

Race (5 Laps)

Pos	No.	Name	Make/Model	CC	Class	Laps	Total Tm	Diff	Avg. Speed	Best Tm	Lap
1	22	Benjamin MASON	Ford Sedan	1250	L	5	6:08.334	-	62.552	1:10.389	4
2	68	Carol BROWN	Ford Sedan	1200	L	5	6:08.656	+0.322	62.497	1:10.746	5
3	4	Tony CAIG	37 Chevy	1250	L	5	6:08.748	+0.414	62.482	1:10.307	4
4	23	Alistair GAULD	Legend	1200	L	5	6:14.309	+5.975	61.553	1:12.432	5
5	88	Jason OGG	34 Chevy Coupe	1250	L	5	6:16.612	+8.278	61.177	1:12.351	4
6	37	Rory BRYANT	Ford Sedan	1250	LS	5	6:17.385	+9.051	61.052	1:11.626	3
7	44	Aly HUNTER	Ford Sedan	1250	L	5	6:18.740	+10.406	60.833	1:12.225	3
8	28	Frank HYNDS	Legend	1250	L	5	6:19.233	+10.899	60.754	1:11.911	3
9	46	Colin ATKINSON	Legend	1200	L	5	6:22.744	+14.410	60.197	1:13.378	5
10	70	David THORBURN	34 Ford Coupe	1200	L	5	6:23.392	+15.058	60.095	1:10.331	5
11	6	Ross MARSHALL	Legend	1250	L	5	6:24.402	+16.068	59.937	1:13.252	3
12	80	Steve COULL	Legend	1200	L	5	6:29.155	+20.821	59.205	1:13.436	4
13	18	Scott HYNDS	Legend	1250	L	5	6:29.586	+21.252	59.140	1:12.896	5
14	10	Frank OGG	Legend	1250	L	5	6:36.119	+27.785	58.164	1:14.915	3
15	99	Sandford IMRIE	Ford Sedan	1250	L	5	6:40.800	+32.466	57.485	1:14.931	5
16	1	Chris HYNDS	Legend	1250	L	5	6:44.181	+35.847	57.004	1:16.666	5
17	27	Murray FORD	Ford Sedan	1250	L	5	6:44.502	+36.168	56.959	1:16.197	5
18	3	Sean HYNDS	Legend	1250	L	5	6:51.516	+43.182	55.988	1:18.488	2
19	60	Mike HOGG	37 Ford Sedan	1250	LS	5	7:01.256	+52.922	54.694	1:19.670	5

Not classified

DNF	69	Gerard McCOSH	Ford Coupe	1250	L	3	3:52.079	-	59.566	1:11.479	3
DNS	25	Pat HYNDS	34 Chevy	1250	L	0	-	-	-	-	0
DNS	31	Alex KNIGHT	Legend	1250	L	0	-	-	-	-	0
DNS	71	Alasdair THOM	Chevy Sedan	1250	L	0	-	-	-	-	0
DNS	90	Mark LEES	Dodge Coupe	1250	L	0	-	-	-	-	0

Announcements

Red Flag - Lap 1 - Race re-started over 5 laps.

Margin of Victory	Avg. Speed	Best Lap Tm	Best Spd	Best Lap by
+0.322	62.552	1:10.307	65.541	[4] Tony CAIG

Chief Timekeeper - Ian Sharp

Orbits 4

Clerk of the Course

www.amb-it.com

Sig.

Time

www.mylaps.com

Licensed to: SMART

SMRC Autumn Race Meeting

Scottish Legends Championship

Knockhill 1.280 Miles

Race 16 - Restart

16/09/2007 17:30

Race (5 Laps)

Lap	Lap Tm	Diff	Time of Day
(22) Benjamin MASON			
1	1:17.630	+7.241	17:30:07.207
2	1:11.316	+0.927	17:31:18.523
3	1:11.020	+0.631	17:32:29.543
4	1:10.389	-	17:33:39.932
5	1:10.608	+0.219	17:34:50.540
Best Tm: 1:10.389			

Lap	Lap Tm	Diff	Time of Day
(68) Carol BROWN			
1	1:16.697	+5.951	17:30:04.899
2	1:12.346	+1.600	17:31:17.245
3	1:11.567	+0.821	17:32:28.812
4	1:11.304	+0.558	17:33:40.116
5	1:10.746	-	17:34:50.862
Best Tm: 1:10.746			

Lap	Lap Tm	Diff	Time of Day
(4) Tony CAIG			
1	1:16.417	+6.110	17:30:08.381
2	1:11.468	+1.161	17:31:19.849
3	1:10.391	+0.084	17:32:30.240
4	1:10.307	-	17:33:40.547
5	1:10.407	+0.100	17:34:50.954
Best Tm: 1:10.307			

Lap	Lap Tm	Diff	Time of Day
(23) Alistair GAULD			
1	1:18.730	+6.298	17:30:05.654
2	1:13.226	+0.794	17:31:18.880
3	1:12.628	+0.196	17:32:31.508
4	1:12.575	+0.143	17:33:44.083
5	1:12.432	-	17:34:56.515
Best Tm: 1:12.432			

Lap	Lap Tm	Diff	Time of Day
(88) Jason OGG			
1	1:20.193	+7.842	17:30:07.791
2	1:12.782	+0.431	17:31:20.573
3	1:13.094	+0.743	17:32:33.667
4	1:12.351	-	17:33:46.018
5	1:12.800	+0.449	17:34:58.818
Best Tm: 1:12.351			

Lap	Lap Tm	Diff	Time of Day
(37) Rory BRYANT			
1	1:21.264	+9.638	17:30:10.502
2	1:12.850	+1.224	17:31:23.352
3	1:11.626	-	17:32:34.978
4	1:11.918	+0.292	17:33:46.896
5	1:12.695	+1.069	17:34:59.591
Best Tm: 1:11.626			

Lap	Lap Tm	Diff	Time of Day
(44) Aly HUNTER			
1	1:19.614	+7.389	17:30:09.374
2	1:12.858	+0.633	17:31:22.232
3	1:12.225	-	17:32:34.457
4	1:13.158	+0.933	17:33:47.615
5	1:13.331	+1.106	17:35:00.946
Best Tm: 1:12.225			

Lap	Lap Tm	Diff	Time of Day
(28) Frank HYNDS			
1	1:23.770	+11.859	17:30:11.200
2	1:12.537	+0.626	17:31:23.737
3	1:11.911	-	17:32:35.648
4	1:11.942	+0.031	17:33:47.590
5	1:13.849	+1.938	17:35:01.439
Best Tm: 1:11.911			

Lap	Lap Tm	Diff	Time of Day
(46) Colin ATKINSON			
1	1:21.049	+7.671	17:30:07.747
2	1:16.543	+3.165	17:31:24.290
3	1:13.667	+0.289	17:32:37.957
4	1:13.615	+0.237	17:33:51.572
5	1:13.378	-	17:35:04.950
Best Tm: 1:13.378			

Lap	Lap Tm	Diff	Time of Day
(70) David THORBURN			
1	1:16.957	+6.626	17:30:06.270
2	1:12.411	+2.080	17:31:18.681
3	1:11.368	+1.037	17:32:30.049
4	1:25.218	+14.887	17:33:55.267
5	1:10.331	-	17:35:05.598
Best Tm: 1:10.331			

Lap	Lap Tm	Diff	Time of Day
(6) Ross MARSHALL			
1	1:19.067	+5.815	17:30:11.474
2	1:13.925	+0.673	17:31:25.399
3	1:13.252	-	17:32:38.651
4	1:14.228	+0.976	17:33:52.879
5	1:13.729	+0.477	17:35:06.608
Best Tm: 1:13.252			

Lap	Lap Tm	Diff	Time of Day
(80) Steve COULL			
1	1:18.294	+4.858	17:30:04.843
2	1:24.806	+11.370	17:31:29.649
3	1:14.347	+0.911	17:32:43.996
4	1:13.436	-	17:33:57.432
5	1:13.929	+0.493	17:35:11.361
Best Tm: 1:13.436			

Lap	Lap Tm	Diff	Time of Day
(18) Scott HYNDS			

Lap	Lap Tm	Diff	Time of Day
(10) Frank OGG			
1	1:19.383	+6.487	17:30:10.990
2	1:19.986	+7.090	17:31:30.976
3	1:13.812	+0.916	17:32:44.788
4	1:14.108	+1.212	17:33:58.896
5	1:12.896	-	17:35:11.792
Best Tm: 1:12.896			

Lap	Lap Tm	Diff	Time of Day
(99) Sandford IMRIE			
1	1:22.238	+7.323	17:30:15.192
2	1:16.133	+1.218	17:31:31.325
3	1:14.915	-	17:32:46.240
4	1:15.873	+0.958	17:34:02.113
5	1:16.212	+1.297	17:35:18.325
Best Tm: 1:14.915			

Lap	Lap Tm	Diff	Time of Day
(1) Chris HYNDS			
1	1:22.036	+7.105	17:30:13.962
2	1:20.965	+6.034	17:31:34.927
3	1:16.732	+1.801	17:32:51.659
4	1:16.416	+1.485	17:34:08.075
5	1:14.931	-	17:35:23.006
Best Tm: 1:14.931			

Lap	Lap Tm	Diff	Time of Day
(27) Murray FORD			
1	1:23.107	+6.441	17:30:13.897
2	1:19.671	+3.005	17:31:33.568
3	1:17.727	+1.061	17:32:51.295
4	1:18.426	+1.760	17:34:09.721
5	1:16.666	-	17:35:26.387
Best Tm: 1:16.666			

Lap	Lap Tm	Diff	Time of Day
(3) Sean HYNDS			
1	1:20.703	+4.506	17:30:12.044
2	1:25.267	+9.070	17:31:37.311
3	1:16.992	+0.795	17:32:54.303
4	1:16.208	+0.011	17:34:10.511
5	1:16.197	-	17:35:26.708
Best Tm: 1:16.197			

Lap	Lap Tm	Diff	Time of Day
(60) Mike HOGG			
1	1:26.028	+7.540	17:30:16.857
2	1:18.488	-	17:31:35.345
3	1:19.520	+1.032	17:32:54.865
4	1:19.257	+0.769	17:34:14.122
5	1:19.600	+1.112	17:35:33.722
Best Tm: 1:18.488			

Chief Timekeeper - Ian Sharp

Clerk of the Course

Sig.

Time

Orbits 4

www.amb-it.com

www.mylaps.com

Licensed to: SMART

SMRC Autumn Race Meeting


Scottish Legends Championship

Knockhill 1.280 Miles

Race 16 - Restart

16/09/2007 17:30

Race (5 Laps)



Lap	Lap Tm	Diff	Time of Day
1	1:35.349	+15.679	17:30:21.257
2	1:21.356	+1.686	17:31:42.613
3	1:20.789	+1.119	17:33:03.402
4	1:20.390	+0.720	17:34:23.792
5	1:19.670	-	17:35:43.462

Best Tm: 1:19.670

(69) Gerard McCOSH

1	1:21.458	+9.979	17:30:09.911
2	1:12.895	+1.416	17:31:22.806
3	1:11.479	-	17:32:34.285

Best Tm: 1:11.479

(25) Pat HYNDS

Best Tm: ----

(31) Alex KNIGHT

Best Tm: ----

(71) Alasdair THOM

Best Tm: ----

(90) Mark LEES

Best Tm: ----

Lap	Lap Tm	Diff	Time of Day
-----	--------	------	-------------

Lap	Lap Tm	Diff	Time of Day
-----	--------	------	-------------

Chief Timekeeper - Ian Sharp

Clerk of the Course

Sig.

Time

Orbits 4

www.amb-it.com

www.mylaps.com

Licensed to: SMART

Scottish Legends Championship

Knockhill 1.280 Miles

Race 16 - Restart

16/09/2007 17:30

Race (5 Laps)

Competitors	Laps						
	0	1	2	3	4	5	
Mike HOGG (60)	1	60	80	68	68	22	22
Steve COULL (80)	2	80	68	22	22	68	68
Colin ATKINSON (46)	3	46	23	70	70	4	4
Alistair GAULD (23)	4	23	70	23	4	23	23
Frank HYNDS (28)	5	28	22	4	23	88	88
Jason OGG (88)	6	88	46	88	88	37	37
Carol BROWN (68)	7	68	88	44	69	28	44
Gerard McCOSH (69)	8	69	4	69	44	44	28
Rory BRYANT (37)	9	37	44	37	37	46	46
David THORBURN (70)	10	70	69	28	28	6	70
Benjamin MASON (22)	11	22	37	46	46	70	6
Aly HUNTER (44)	12	44	18	6	6	80	80
Chris HYNDS (1)	13	1	28	80	80	18	18
Sean HYNDS (3)	14	3	6	18	18	10	10
Murray FORD (27)	15	27	27	10	10	99	99
Scott HYNDS (18)	16	18	1	1	1	1	1
Sandford IMRIE (99)	17	99	99	99	99	27	27
Tony CAIG (4)	18	4	10	3	27	3	3
Ross MARSHALL (6)	19	6	3	27	3	60	60
Frank OGG (10)	20	10	60	60	60		
-	21						
-	22						
-	23						
-	24						