

Knockhill

21st/22nd July 2007

Scottish Classic Speedfair



S.M.A.R.T.

Scottish Motorsports Automatic Race Timing

Ravenslea, Melrose Road, Galashiels, TD1 2AT

Telephone : 01896 – 752447

Classic Speedfair

Sorted on Best Lap time

SMRC Formula Ford Championship

Knockhill 1.280 Miles

Practice 1

21/07/2007 09:00

Practice

Pos	No.	Name	Make/Model	CC	Class Code	Laps	Best Tm	Diff	1 Lap	2nd Best
1	30	Mike GARDINER	Van Diemen RF90	1600	FF16A	15	55.808	-	6	56.048
2	33	Graham CARROLL	Van Diemen	1600	FF16A	15	56.087	+0.279	4	56.195
3	8	Louis Di RESTA	Van Diemen	1600	FF16A	14	56.497	+0.689	13	56.683
4	5	Stuart THORBURN	Van Diemen	1800	FF16A	15	56.540	+0.732	10	56.633
5	66	Rory BUTCHER	Van Diemen	1600	FF16A	14	56.620	+0.812	14	56.673
6	16	Robert THOMSON	Van Diemen	1600	FF16A	14	56.870	+1.062	14	57.171
7	21	Alan KIRKCALDY	Van Diemen	1600	FF16A	15	56.904	+1.096	14	57.110
8	70	David THORBURN	Van Diemen	1600	FF16A	15	57.441	+1.633	13	57.571
9	22	Elliot MASON	Van Diemen	1600	FF16AN	11	57.538	+1.730	9	57.797
10	10	Angus GEDDES	Van Diemen	1600	FF16BN	14	57.768	+1.960	9	57.835
11	7	Craig BRUNTON	Van Diemen	1600	FF16AN	14	57.920	+2.112	14	58.444
12	3	Adrian HAMILTON	Van Diemen	1600	FF16A	14	57.964	+2.156	14	58.106
13	46	Martin PIERACCINI	Van Diemen	1600	FF16BN	14	58.274	+2.466	13	58.333
14	4	Graham LEGGET	Crossle	1600	FF16B	14	58.378	+2.570	14	58.380
15	23	Andrew CHESHER	Van Diemen	1600	FF16BN	14	58.828	+3.020	9	59.056
16	91	David ROBERTSON	Van Diemen	1600	FF16B	14	59.021	+3.213	11	59.118
17	19	Andrew McGREGOR	Van Diemen RF86	1600	FF16b	14	59.033	+3.225	14	59.230
18	78	David HEADEN	Swift	1600	FF16A	8	59.077	+3.269	7	59.458
19	42	Roy MacGREGOR	Van Diemen	1600	FF16B	13	1:00.480	+4.672	8	1:00.815
20	61	Barry SMITH	Lotus 61M	1600	FF16B	14	1:01.004	+5.196	3	1:01.318
21	6	Ian THOMAS	Swift	1600	FF16A	12	1:01.495	+5.687	11	1:02.118
22	40	Laurie HUGHES	Van Diemen	1600	FF16B	7	1:02.294	+6.486	6	1:03.297
23	15	Dane CHRISTISON	Van Diemen	1600	FF16AN	12	1:03.361	+7.553	11	1:05.293
24	11	Kyle MURCHIE	Van Diemen	1600	FF16BN	13	1:03.962	+8.154	6	1:04.196

Classic Speedfair

SMRC Formula Ford Championship

Knockhill 1.280 Miles

Practice 1

21/07/2007 09:00

Practice

Lap Lap Tm Diff Time of Day

(30) Mike GARDINER

Lap	Lap Tm	Diff	Time of Day
1	-:---		9:01:17.983
2	57.760	+1.952	9:02:15.743
3	59.150	+3.342	9:03:14.893
4	56.656	+0.848	9:04:11.549
5	57.712	+1.904	9:05:09.261
6	55.808	-	9:06:05.069
7	56.785	+0.977	9:07:01.854
8	56.048	+0.240	9:07:57.902
9	1:02.762	+6.954	9:09:00.664
10	1:03.805	+7.997	9:10:04.469
11	58.101	+2.293	9:11:02.570
12	56.290	+0.482	9:11:58.860
13	58.052	+2.244	9:12:56.912
14	56.340	+0.532	9:13:53.252
15	56.573	+0.765	9:14:49.825
Best Tm: 55.808			

(33) Graham CARROLL

Lap	Lap Tm	Diff	Time of Day
1	-:---		9:01:22.377
2	57.244	+1.157	9:02:19.621
3	57.523	+1.436	9:03:17.144
4	56.087	-	9:04:13.231
5	57.747	+1.660	9:05:10.978
6	56.947	+0.860	9:06:07.925
7	1:01.070	+4.983	9:07:08.995
8	56.529	+0.442	9:08:05.524
9	56.195	+0.108	9:09:01.719
10	56.416	+0.329	9:09:58.135
11	56.940	+0.853	9:10:55.075
12	1:02.229	+6.142	9:11:57.304
13	59.173	+3.086	9:12:56.477
14	57.428	+1.341	9:13:53.905
15	57.366	+1.279	9:14:51.271
Best Tm: 56.087			

(8) Louis Di RESTA

Lap	Lap Tm	Diff	Time of Day
1	-:---		9:02:16.339
2	59.207	+2.710	9:03:15.546
3	57.315	+0.818	9:04:12.861
4	57.981	+1.484	9:05:10.842
5	57.194	+0.697	9:06:08.036
6	57.123	+0.626	9:07:05.159
7	57.111	+0.614	9:08:02.270
8	1:01.445	+4.948	9:09:03.715
9	56.683	+0.186	9:10:00.398
10	56.731	+0.234	9:10:57.129
11	56.925	+0.428	9:11:54.054
12	1:03.218	+6.721	9:12:57.272
13	56.497	-	9:13:53.769
14	57.093	+0.596	9:14:50.862
Best Tm: 56.497			

(5) Stuart THORBURN

Lap	Lap Tm	Diff	Time of Day
1	-:---		9:01:23.332
2	1:01.897	+5.357	9:02:25.229
3	1:00.402	+3.862	9:03:25.631
4	1:00.004	+3.464	9:04:25.635

Lap Lap Tm Diff Time of Day

5	57.563	+1.023	9:05:23.198
6	57.853	+1.313	9:06:21.051
7	56.633	+0.093	9:07:17.684
8	59.416	+2.876	9:08:17.100
9	56.903	+0.363	9:09:14.003
10	56.540	-	9:10:10.543
11	59.504	+2.964	9:11:10.047
12	1:01.138	+4.598	9:12:11.185
13	57.349	+0.809	9:13:08.534
14	57.219	+0.679	9:14:05.753
15	1:00.122	+3.582	9:15:05.875
Best Tm: 56.540			

(66) Rory BUTCHER

1	-:---		9:01:41.045
2	1:00.885	+4.265	9:02:41.930
3	56.929	+0.309	9:03:38.859
4	1:05.324	+8.704	9:04:44.183
5	56.739	+0.119	9:05:40.922
6	1:10.130	+13.510	9:06:51.052
7	1:06.030	+9.410	9:07:57.082
8	1:00.631	+4.011	9:08:57.713
9	58.946	+2.326	9:09:56.659
10	56.673	+0.053	9:10:53.332
11	59.850	+3.230	9:11:53.182
12	57.669	+1.049	9:12:50.851
13	56.681	+0.061	9:13:47.532
14	56.620	-	9:14:44.152
Best Tm: 56.620			

(16) Robert THOMSON

1	-:---		9:01:39.625
2	1:00.117	+3.247	9:02:39.742
3	58.430	+1.560	9:03:38.172
4	57.395	+0.525	9:04:35.567
5	59.034	+2.164	9:05:34.601
6	57.955	+1.085	9:06:32.556
7	57.276	+0.406	9:07:29.832
8	57.583	+0.713	9:08:27.415
9	57.171	+0.301	9:09:24.586
10	57.311	+0.441	9:10:21.897
11	58.475	+1.605	9:11:20.372
12	57.401	+0.531	9:12:17.773
13	58.777	+1.907	9:13:16.550
14	56.870	-	9:14:13.420
Best Tm: 56.870			

(21) Alan KIRKCALDY

1	-:---		9:01:23.776
2	59.052	+2.148	9:02:22.828
3	58.595	+1.691	9:03:21.423
4	1:01.641	+4.737	9:04:23.064
5	57.799	+0.895	9:05:20.863
6	1:01.218	+4.314	9:06:22.081
7	57.400	+0.496	9:07:19.481
8	58.250	+1.346	9:08:17.731
9	57.110	+0.206	9:09:14.841
10	57.152	+0.248	9:10:11.993
11	1:00.119	+3.215	9:11:12.112
12	1:00.823	+3.919	9:12:12.935

Lap Lap Tm Diff Time of Day

13	57.174	+0.270	9:13:10.109
14	56.904	-	9:14:07.013
15	1:02.330	+5.426	9:15:09.343
Best Tm: 56.904			

(70) David THORBURN

1	-:---		9:01:19.485
2	58.852	+1.411	9:02:18.337
3	59.121	+1.680	9:03:17.458
4	57.931	+0.490	9:04:15.389
5	58.544	+1.103	9:05:13.933
6	59.433	+1.992	9:06:13.366
7	58.215	+0.774	9:07:11.581
8	58.012	+0.571	9:08:09.593
9	57.827	+0.386	9:09:07.420
10	58.158	+0.717	9:10:05.578
11	58.285	+0.844	9:11:03.863
12	57.663	+0.222	9:12:01.526
13	57.441	-	9:12:58.967
14	58.159	+0.718	9:13:57.126
15	57.571	+0.130	9:14:54.697
Best Tm: 57.441			

(22) Elliot MASON

1	-:---		9:01:45.700
2	1:02.874	+5.336	9:02:48.574
3	58.464	+0.926	9:03:47.038
4	1:00.255	+2.717	9:04:47.293
5	58.366	+0.828	9:05:45.659
6	57.797	+0.259	9:06:43.456
7	1:00.900	+3.362	9:07:44.356
8	59.127	+1.589	9:08:43.483
9	57.538	-	9:09:41.021
10	58.275	+0.737	9:10:39.296
11	1:02.593	+5.055	9:11:41.889
Best Tm: 57.538			

(10) Angus GEDDES

1	-:---		9:01:43.952
2	1:01.935	+4.167	9:02:45.887
3	1:00.460	+2.692	9:03:46.347
4	59.943	+2.175	9:04:46.290
5	58.423	+0.655	9:05:44.713
6	59.010	+1.242	9:06:43.723
7	1:01.629	+3.861	9:07:45.352
8	59.052	+1.284	9:08:44.404
9	57.768	-	9:09:42.172
10	58.325	+0.557	9:10:40.497
11	59.449	+1.681	9:11:39.946
12	59.697	+1.929	9:12:39.643
13	57.835	+0.067	9:13:37.478
14	1:01.930	+4.162	9:14:39.408
Best Tm: 57.768			

(7) Craig BRUNTON

1	-:---		9:01:43.739
2	1:05.551	+7.631	9:02:49.290
3	59.792	+1.872	9:03:49.082

Printed: 21/07/2007 20:14:08

British Motorsport Automatic Race Timing (SMART)

Chief Timekeeper - Ian Sharp

Clerk of the Course

Sig. Time

Results can be downloaded at www.smart-timing.co.uk

Orbits 3

www.amb-it.com

www.mylaps.com

Page 1/3

Classic Speedfair

SMRC Formula Ford Championship

Knockhill 1.280 Miles

Practice 1

21/07/2007 09:00

Practice

Lap	Lap Tm	Diff	Time of Day
4	1:05.558	+7.638	9:04:54.640
5	59.272	+1.352	9:05:53.912
6	58.675	+0.755	9:06:52.587
7	58.927	+1.007	9:07:51.514
8	1:00.405	+2.485	9:08:51.919
9	58.444	+0.524	9:09:50.363
10	58.878	+0.958	9:10:49.241
11	1:00.777	+2.857	9:11:50.018
12	1:00.454	+2.534	9:12:50.472
13	58.489	+0.569	9:13:48.961
14	57.920	-	9:14:46.881
Best Tm: 57.920			

(3) Adrian HAMILTON

1	-:--		9:01:41.916
2	1:02.191	+4.227	9:02:44.107
3	1:01.597	+3.633	9:03:45.704
4	1:01.346	+3.382	9:04:47.050
5	1:00.664	+2.700	9:05:47.714
6	59.337	+1.373	9:06:47.051
7	59.418	+1.454	9:07:46.469
8	58.723	+0.759	9:08:45.192
9	58.548	+0.584	9:09:43.740
10	58.489	+0.525	9:10:42.229
11	1:00.101	+2.137	9:11:42.330
12	58.587	+0.623	9:12:40.917
13	58.106	+0.142	9:13:39.023
14	57.964	-	9:14:36.987
Best Tm: 57.964			

(46) Martin PIERACCINI

1	-:--		9:01:48.196
2	1:01.870	+3.596	9:02:50.066
3	59.670	+1.396	9:03:49.736
4	1:00.786	+2.512	9:04:50.522
5	59.972	+1.698	9:05:50.494
6	59.324	+1.050	9:06:49.818
7	1:00.473	+2.199	9:07:50.291
8	59.298	+1.024	9:08:49.589
9	58.567	+0.293	9:09:48.156
10	1:00.174	+1.900	9:10:48.330
11	1:00.263	+1.989	9:11:48.593
12	1:00.052	+1.778	9:12:48.645
13	58.274	-	9:13:46.919
14	58.333	+0.059	9:14:45.252
Best Tm: 58.274			

(4) Graham LEGGET

1	-:--		9:01:27.320
2	59.728	+1.350	9:02:27.048
3	58.887	+0.509	9:03:25.935
4	1:00.305	+1.927	9:04:26.240
5	1:11.869	+13.491	9:05:38.109
6	59.589	+1.211	9:06:37.698
7	58.696	+0.318	9:07:36.394
8	58.595	+0.217	9:08:34.989
9	59.890	+1.512	9:09:34.879
10	58.533	+0.155	9:10:33.412
11	59.154	+0.776	9:11:32.566
12	58.544	+0.166	9:12:31.110

13	58.380	+0.002	9:13:29.490
14	58.378	-	9:14:27.868
Best Tm: 58.378			

(23) Andrew CHESHER

1	-:--		9:01:43.398
2	1:03.289	+4.461	9:02:46.687
3	1:01.878	+3.050	9:03:48.565
4	1:00.857	+2.029	9:04:49.422
5	1:00.560	+1.732	9:05:49.982
6	59.703	+0.875	9:06:49.685
7	1:01.858	+3.030	9:07:51.543
8	1:02.840	+4.012	9:08:54.383
9	58.828	-	9:09:53.211
10	59.056	+0.228	9:10:52.267
11	59.221	+0.393	9:11:51.488
12	1:01.512	+2.684	9:12:53.000
13	59.581	+0.753	9:13:52.581
14	1:01.067	+2.239	9:14:53.648
Best Tm: 58.828			

(91) David ROBERTSON

1	-:--		9:01:55.946
2	1:04.549	+5.528	9:03:00.495
3	1:02.188	+3.167	9:04:02.683
4	1:00.903	+1.882	9:05:03.586
5	1:00.214	+1.193	9:06:03.800
6	1:00.665	+1.644	9:07:04.465
7	1:01.976	+2.955	9:08:06.441
8	59.307	+0.286	9:09:05.748
9	1:00.338	+1.317	9:10:06.086
10	59.332	+0.311	9:11:05.418
11	59.021	-	9:12:04.439
12	59.118	+0.097	9:13:03.557
13	59.240	+0.219	9:14:02.797
14	59.409	+0.388	9:15:02.206
Best Tm: 59.021			

(19) Andrew McGREGOR

1	-:--		9:01:40.966
2	1:02.746	+3.713	9:02:43.712
3	1:03.332	+4.299	9:03:47.044
4	1:01.559	+2.526	9:04:48.603
5	1:01.598	+2.565	9:05:50.201
6	1:04.577	+5.544	9:06:54.778
7	1:04.002	+4.969	9:07:58.780
8	1:00.829	+1.796	9:08:59.609
9	59.846	+0.813	9:09:59.455
10	59.230	+0.197	9:10:58.685
11	59.871	+0.838	9:11:58.556
12	1:00.003	+0.970	9:12:58.559
13	59.367	+0.334	9:13:57.926
14	59.033	-	9:14:56.959
Best Tm: 59.033			

(78) David HEADEN

1	-:--		9:02:43.045
2	1:03.611	+4.534	9:03:46.656

3	1:01.384	+2.307	9:04:48.040
4	1:00.554	+1.477	9:05:48.594
5	59.458	+0.381	9:06:48.052
6	59.551	+0.474	9:07:47.603
7	59.077	-	9:08:46.680
8	1:04.445	+5.368	9:09:51.125
Best Tm: 59.077			

(42) Roy MacGREGOR

1	-:--		9:01:56.697
2	1:06.941	+6.461	9:03:03.638
3	1:05.539	+5.059	9:04:09.177
4	1:02.765	+2.285	9:05:11.942
5	1:03.354	+2.874	9:06:15.296
6	1:00.927	+0.447	9:07:16.223
7	1:02.479	+1.999	9:08:18.702
8	1:00.480	-	9:09:19.182
9	1:00.815	+0.335	9:10:19.997
10	1:01.579	+1.099	9:11:21.576
11	1:00.888	+0.408	9:12:22.464
12	1:01.255	+0.775	9:13:23.719
13	1:01.434	+0.954	9:14:25.153
Best Tm: 1:00.480			

(61) Barry SMITH

1	-:--		9:01:32.271
2	1:01.908	+0.904	9:02:34.179
3	1:01.004	-	9:03:35.183
4	1:01.445	+0.441	9:04:36.628
5	1:02.307	+1.303	9:05:38.935
6	1:01.462	+0.458	9:06:40.397
7	1:02.680	+1.676	9:07:43.077
8	1:02.618	+1.614	9:08:45.695
9	1:01.473	+0.469	9:09:47.168
10	1:03.099	+2.095	9:10:50.267
11	1:05.104	+4.100	9:11:55.371
12	1:03.854	+2.850	9:12:59.225
13	1:02.334	+1.330	9:14:01.559
14	1:01.318	+0.314	9:15:02.877
Best Tm: 1:01.004			

(6) Ian THOMAS

1	-:--		9:02:12.795
2	1:07.605	+6.110	9:03:20.400
3	1:10.624	+9.129	9:04:31.024
4	1:03.801	+2.306	9:05:34.825
5	1:07.455	+5.960	9:06:42.280
6	1:10.819	+9.324	9:07:53.099
7	1:12.532	+11.037	9:09:05.631
8	1:03.749	+2.254	9:10:09.380
9	1:03.593	+2.098	9:11:12.973
10	1:02.118	+0.623	9:12:15.091
11	1:01.495	-	9:13:16.586
12	1:05.544	+4.049	9:14:22.130
Best Tm: 1:01.495			

(40) Laurie HUGHES

1	-:--		9:02:14.185
---	------	--	-------------

Printed: 21/07/2007 20:14:08

British Motorsport Automatic Race Timing (SMART)

Chief Timekeeper - Ian Sharp

Clerk of the Course

Sig. Time

Results can be downloaded at www.smart-timing.co.uk

Orbits 3

www.amb-it.com

www.mylaps.com

Page 2/3

Classic Speedfair

SMRC Formula Ford Championship

Knockhill 1.280 Miles

Practice 1

21/07/2007 09:00

Practice

Lap	Lap Tm	Diff	Time of Day
2	1:09.800	+7.506	9:03:23.985
3	1:09.057	+6.763	9:04:33.042
4	1:03.368	+1.074	9:05:36.410
5	1:03.297	+1.003	9:06:39.707
6	1:02.294	-	9:07:42.001
7	1:04.736	+2.442	9:08:46.737

Best Tm: 1:02.294

(15) Dane CHRISTISON

1	-.-.-		9:02:11.391
2	1:08.357	+4.996	9:03:19.748
3	1:05.842	+2.481	9:04:25.590
4	1:06.544	+3.183	9:05:32.134
5	1:06.601	+3.240	9:06:38.735
6	1:09.642	+6.281	9:07:48.377
7	1:06.655	+3.294	9:08:55.032
8	1:05.293	+1.932	9:10:00.325
9	1:07.629	+4.268	9:11:07.954
10	1:06.708	+3.347	9:12:14.662
11	1:03.361	-	9:13:18.023
12	1:06.799	+3.438	9:14:24.822

Best Tm: 1:03.361

(11) Kyle MURCHIE

1	-.-.-		9:01:54.136
2	1:09.001	+5.039	9:03:03.137
3	1:06.608	+2.646	9:04:09.745
4	1:07.394	+3.432	9:05:17.139
5	1:06.713	+2.751	9:06:23.852
6	1:03.962	-	9:07:27.814
7	1:04.444	+0.482	9:08:32.258
8	1:04.196	+0.234	9:09:36.454
9	1:05.573	+1.611	9:10:42.027
10	1:05.650	+1.688	9:11:47.677
11	1:05.947	+1.985	9:12:53.624
12	1:09.262	+5.300	9:14:02.886
13	1:04.822	+0.860	9:15:07.708

Best Tm: 1:03.962

Lap Lap Tm Diff Time of Day

Lap Lap Tm Diff Time of Day

Classic Speedfair

SMRC Formula Ford Championship

Knockhill 1.280 Miles

Race 4

21/07/2007 13:55

Race

2

[33] Graham CARROLL
[56.087]

4

[5] Stuart THORBURN
[56.540]

6

[16] Robert THOMSON
[56.870]

8

[70] David THORBURN
[57.441]

10

[10] Angus GEDDES
[57.768]

12

[3] Adrian HAMILTON
[57.964]

14

[4] Graham LEGGET
[58.378]

16

[91] David ROBERTSON
[59.021]

18

[78] David HEADEN
[59.077]

20

[61] Barry SMITH
[1:01.004]

22

[40] Laurie HUGHES
[1:02.294]

24

[11] Kyle MURCHIE
[1:03.962]

1

[30] Mike GARDINER
[55.808]

3

[8] Louis Di RESTA
[56.497]

5

[66] Rory BUTCHER
[56.620]

7

[21] Alan KIRKCALDY
[56.904]

9

[22] Elliot MASON
[57.538]

11

[7] Craig BRUNTON
[57.920]

13

[46] Martin PIERACCINI
[58.274]

15

[23] Andrew CHESHER
[58.828]

17

[19] Andrew McGREGOR
[59.033]

19

[42] Roy MacGREGOR
[1:00.480]

21

[6] Ian THOMAS
[1:01.495]

23

[15] Dane CHRISTISON
[1:03.361]

25

[14] Colin TURNER

1

2

3

4

5

6

7

8

9

10

11

12

13

Classic Speedfair**Sorted on Best Lap time****Irish Formula Ford Championship****Knockhill 1.280 Miles****Practice 2****21/07/2007 09:20****Practice**

Pos	No.	Name	Make/Model	CC	Class Code	Laps	Best Tm	Diff	1 Lap	2nd Best
1	12	Noel DUNNE	Van Diemen RF92	1600	IFF	7	55.941	-	3	55.953
2	46	Wayne BOYD	van Diemen RF92	1600	IFF	13	55.999	+0.058	6	56.112
3	8	Paul DAGG	Van Diemen RF92	1600	IFF	7	56.193	+0.252	6	56.543
4	35	Robert GREGAN	Swift SC92	1600	IFF	7	56.361	+0.420	6	56.623
5	21	Rory BARRABLE	Swift SC92	1600	IFF	8	56.383	+0.442	5	56.770
6	19	Patrick McKENNA	Ray GR07	1600	IFF	7	56.455	+0.514	4	56.549
7	79	Joe TANNER	Swift SC95	1600	IFF	7	56.540	+0.599	7	56.562
8	50	James COLE	Van Diemen	1600	IFF	7	56.712	+0.771	3	56.823
9	39	Noel CAREY	Ray GR06	1600	IFF	7	56.748	+0.807	3	56.906
10	26	Neville SMITH	Ray GR07	1600	IFF	9	57.224	+1.283	6	57.399
11	22	Peter BARRABLE	Ray GR06	1600	IFF	7	57.250	+1.309	6	57.286
12	15	John FERGUSON	Raynard FF88	1600	IFF	6	57.291	+1.350	3	57.356
13	20	Norman DIXON	Crossle 32F	1600	IFF	7	59.373	+3.432	6	59.992
14	9	John STEWART	Raynard FF84	1600	IFF	7	59.467	+3.526	7	59.964
15	97	Jimmy DOUGAN	Mondiale M88S	1600	IFF	7	59.984	+4.043	4	1:00.215
16	16	Hugh GRAHAM	Reynard FF84	1600	IFF	10	1:00.143	+4.202	4	1:00.493
17	90	Henry CAMPBELL	Reynard FF84	1600	IFF	10	1:00.217	+4.276	6	1:00.608
18	92	Bernard BAXTER	Crossle 32F	1600	IFF	6	1:00.482	+4.541	4	1:01.225
19	77	Brendan DUGGAN	Van Diemen RF87	1600	IFF	12	1:01.759	+5.818	4	1:01.798
20	4	Norman THOMPSON	Van Diemen RF86	1600	IFF	8	1:03.613	+7.672	4	1:04.393
21	95	Richard YOUNG	Crossle 55F	1600	IFF	6	1:03.904	+7.963	4	1:04.360

Classic Speedfair

Irish Formula Ford Championship

Knockhill 1.280 Miles

Practice 2

21/07/2007 09:20

Practice

Lap	Lap Tm	Diff	Time of Day
(12) Noel DUNNE			
1	-:---		9:23:09.660
2	56.847	+0.906	9:24:06.507
3	55.941	-	9:25:02.448
4	56.142	+0.201	9:25:58.590
5	55.953	+0.012	9:26:54.543
6	1:08.086	+12.145	9:28:02.629
7	1:13.718	+17.777	9:29:16.347
Best Tm: 55.941			

Lap	Lap Tm	Diff	Time of Day
(46) Wayne BOYD			
1	-:---		9:23:02.821
2	57.119	+1.120	9:23:59.940
3	56.274	+0.275	9:24:56.214
4	56.214	+0.215	9:25:52.428
5	56.112	+0.113	9:26:48.540
6	55.999	-	9:27:44.539
7	56.538	+0.539	9:28:41.077
8	1:02.633	+6.634	9:29:43.710
9	7:19.088	+6:23.089	9:37:02.798
10	1:03.854	+7.855	9:38:06.652
11	1:03.345	+7.346	9:39:09.997
12	1:04.166	+8.167	9:40:14.163
13	1:03.497	+7.498	9:41:17.660
Best Tm: 55.999			

Lap	Lap Tm	Diff	Time of Day
(8) Paul DAGG			
1	-:---		9:23:07.536
2	58.060	+1.867	9:24:05.596
3	58.495	+2.302	9:25:04.091
4	56.543	+0.350	9:26:00.634
5	56.970	+0.777	9:26:57.604
6	56.193	-	9:27:53.797
7	57.704	+1.511	9:28:51.501
Best Tm: 56.193			

Lap	Lap Tm	Diff	Time of Day
(35) Robert GREGAN			
1	-:---		9:23:17.835
2	57.083	+0.722	9:24:14.918
3	57.426	+1.065	9:25:12.344
4	56.771	+0.410	9:26:09.115
5	56.623	+0.262	9:27:05.738
6	56.361	-	9:28:02.099
7	56.982	+0.621	9:28:59.081
Best Tm: 56.361			

Lap	Lap Tm	Diff	Time of Day
(21) Rory BARRABLE			
1	-:---		9:23:07.968
2	57.152	+0.769	9:24:05.120
3	57.175	+0.792	9:25:02.295
4	56.770	+0.387	9:25:59.065
5	56.383	-	9:26:55.448
6	57.349	+0.966	9:27:52.797
7	56.781	+0.398	9:28:49.578
8	57.842	+1.459	9:29:47.420
Best Tm: 56.383			

Lap	Lap Tm	Diff	Time of Day
(19) Patrick McKENNA			
1	-:---		9:23:08.712
2	56.675	+0.220	9:24:05.387
3	56.549	+0.094	9:25:01.936
4	56.455	-	9:25:58.391
5	56.714	+0.259	9:26:55.105
6	1:00.387	+3.932	9:27:55.492
7	59.029	+2.574	9:28:54.521
Best Tm: 56.455			

Lap	Lap Tm	Diff	Time of Day
(79) Joe TANNER			
1	-:---		9:23:25.606
2	56.886	+0.346	9:24:22.492
3	1:06.924	+10.384	9:25:29.416
4	56.562	+0.022	9:26:25.978
5	56.571	+0.031	9:27:22.549
6	59.573	+3.033	9:28:22.122
7	56.540	-	9:29:18.662
Best Tm: 56.540			

Lap	Lap Tm	Diff	Time of Day
(50) James COLE			
1	-:---		9:23:11.375
2	57.756	+1.044	9:24:09.131
3	56.712	-	9:25:05.843
4	57.112	+0.400	9:26:02.955
5	57.546	+0.834	9:27:00.501
6	56.823	+0.111	9:27:57.324
7	58.737	+2.025	9:28:56.061
Best Tm: 56.712			

Lap	Lap Tm	Diff	Time of Day
(39) Noel CAREY			
1	-:---		9:23:12.160
2	57.583	+0.835	9:24:09.743
3	56.748	-	9:25:06.491
4	56.906	+0.158	9:26:03.397
5	58.208	+1.460	9:27:01.605
6	57.454	+0.706	9:27:59.059
7	59.002	+2.254	9:28:58.061
Best Tm: 56.748			

Lap	Lap Tm	Diff	Time of Day
(26) Neville SMITH			
1	-:---		9:23:20.265
2	1:00.355	+3.131	9:24:20.620
3	57.399	+0.175	9:25:18.019
4	57.482	+0.258	9:26:15.501
5	57.416	+0.192	9:27:12.917
6	57.224	-	9:28:10.141
7	57.924	+0.700	9:29:08.065
8	7:17.277	+6:20.053	9:36:25.342
9	1:08.077	+10.853	9:37:33.419
Best Tm: 57.224			

Lap	Lap Tm	Diff	Time of Day
(22) Peter BARRABLE			

Lap	Lap Tm	Diff	Time of Day
1	-:---		9:23:14.634
2	57.763	+0.513	9:24:12.397
3	57.286	+0.036	9:25:09.683
4	57.329	+0.079	9:26:07.012
5	57.424	+0.174	9:27:04.436
6	57.250	-	9:28:01.686
7	57.929	+0.679	9:28:59.615
Best Tm: 57.250			

Lap	Lap Tm	Diff	Time of Day
(15) John FERGUSON			
1	-:---		9:23:10.010
2	57.840	+0.549	9:24:07.850
3	57.291	-	9:25:05.141
4	57.356	+0.065	9:26:02.497
5	1:03.349	+6.058	9:27:05.846
6	1:11.192	+13.901	9:28:17.038
Best Tm: 57.291			

Lap	Lap Tm	Diff	Time of Day
(20) Norman DIXON			
1	-:---		9:23:14.982
2	1:00.322	+0.949	9:24:15.304
3	1:00.476	+1.103	9:25:15.780
4	59.992	+0.619	9:26:15.772
5	1:00.116	+0.743	9:27:15.888
6	59.373	-	9:28:15.261
7	1:00.091	+0.718	9:29:15.352
Best Tm: 59.373			

Lap	Lap Tm	Diff	Time of Day
(9) John STEWART			
1	-:---		9:23:19.713
2	1:02.104	+2.637	9:24:21.817
3	1:00.086	+0.619	9:25:21.903
4	59.964	+0.497	9:26:21.867
5	1:00.338	+0.871	9:27:22.205
6	1:01.047	+1.580	9:28:23.252
7	59.467	-	9:29:22.719
Best Tm: 59.467			

Lap	Lap Tm	Diff	Time of Day
(97) Jimmy DOUGAN			
1	-:---		9:23:30.628
2	1:02.369	+2.385	9:24:32.997
3	1:01.380	+1.396	9:25:34.377
4	59.984	-	9:26:34.361
5	1:00.276	+0.292	9:27:34.637
6	1:00.366	+0.382	9:28:35.003
7	1:00.215	+0.231	9:29:35.218
Best Tm: 59.984			

Lap	Lap Tm	Diff	Time of Day
(16) Hugh GRAHAM			
1	-:---		9:23:31.195
2	1:04.418	+4.275	9:24:35.613
3	1:01.546	+1.403	9:25:37.159
4	1:00.143	-	9:26:37.302
5	1:00.560	+0.417	9:27:37.862
6	1:00.493	+0.350	9:28:38.355
7	7:58.490	+6:58.347	9:36:36.845

Classic Speedfair

Irish Formula Ford Championship

Knockhill 1.280 Miles

Practice 2

21/07/2007 09:20

Practice

Lap	Lap Tm	Diff	Time of Day
8	1:10.094	+9.951	9:37:46.939
9	1:08.895	+8.752	9:38:55.834
10	1:15.733	+15.590	9:40:11.567
Best Tm: 1:00.143			

(90) Henry CAMPBELL

1	-.-.-		9:23:31.692
2	1:04.355	+4.138	9:24:36.047
3	1:01.818	+1.601	9:25:37.865
4	1:00.608	+0.391	9:26:38.473
5	1:00.799	+0.582	9:27:39.272
6	1:00.217	-	9:28:39.489
7	1:05.019	+4.802	9:29:44.508
8	6:51.872	+5:51.655	9:36:36.380
9	1:06.703	+6.486	9:37:43.083
10	1:09.232	+9.015	9:38:52.315
Best Tm: 1:00.217			

(92) Bernard BAXTER

1	-.-.-		9:23:28.638
2	1:01.493	+1.011	9:24:30.131
3	1:01.225	+0.743	9:25:31.356
4	1:00.482	-	9:26:31.838
5	1:01.799	+1.317	9:27:33.637
6	1:04.930	+4.448	9:28:38.567
Best Tm: 1:00.482			

(77) Brendan DUGGAN

1	-.-.-		9:23:29.949
2	1:03.143	+1.384	9:24:33.092
3	1:03.105	+1.346	9:25:36.197
4	1:01.759	-	9:26:37.956
5	1:01.798	+0.039	9:27:39.754
6	1:02.115	+0.356	9:28:41.869
7	1:04.033	+2.274	9:29:45.902
8	6:58.066	+5:56.307	9:36:43.968
9	1:08.570	+6.811	9:37:52.538
10	1:06.654	+4.895	9:38:59.192
11	1:10.224	+8.465	9:40:09.416
12	1:10.432	+8.673	9:41:19.848
Best Tm: 1:01.759			

(4) Norman THOMPSON

1	-.-.-		9:23:34.619
2	1:04.705	+1.092	9:24:39.324
3	1:05.447	+1.834	9:25:44.771
4	1:03.613	-	9:26:48.384
5	1:04.393	+0.780	9:27:52.777
6	1:06.363	+2.750	9:28:59.140
7	7:48.870	+6:45.257	9:36:48.010
8	1:19.547	+15.934	9:38:07.557
Best Tm: 1:03.613			

(95) Richard YOUNG

1	-.-.-		9:23:33.976
2	1:04.956	+1.052	9:24:38.932

Lap	Lap Tm	Diff	Time of Day
3	1:05.084	+1.180	9:25:44.016
4	1:03.904	-	9:26:47.920
5	1:04.360	+0.456	9:27:52.280
6	1:05.995	+2.091	9:28:58.275
Best Tm: 1:03.904			

Lap	Lap Tm	Diff	Time of Day
-----	--------	------	-------------

Classic Speedfair

Irish Formula Ford Championship

Knockhill 1.280 Miles

Race 1 - First Race

21/07/2007 12:30

Race

2

[46] Wayne BOYD
[55.999]

4

[35] Robert GREGAN
[56.361]

6

[19] Patrick McKENNA
[56.455]

8

[50] James COLE
[56.712]

10

[26] Neville SMITH
[57.224]

12

[15] John FERGUSON
[57.291]

14

[9] John STEWART
[59.467]

16

[16] Hugh GRAHAM
[1:00.143]

18

[92] Bernard BAXTER
[1:00.482]

20

[4] Norman THOMPSON
[1:03.613]

1

[12] Noel DUNNE
[55.941]

3

[8] Paul DAGG
[56.193]

5

[21] Rory BARRABLE
[56.383]

7

[79] Joe TANNER
[56.540]

9

[39] Noel CAREY
[56.748]

11

[22] Peter BARRABLE
[57.250]

13

[20] Norman DIXON
[59.373]

15

[97] Jimmy DOUGAN
[59.984]

17

[90] Henry CAMPBELL
[1:00.217]

19

[77] Brendan DUGGAN
[1:01.759]

21

[95] Richard YOUNG
[1:03.904]

1

2

3

4

5

6

7

8

9

10

11

Classic Speedfair

Irish Formula Ford Championship

Knockhill 1.280 Miles

Race 8 - Second Race

21/07/2007 16:00

Race

2 [46] Wayne BOYD [56.112]	1 [12] Noel DUNNE [55.953]	1
4 [19] Patrick McKENNA [56.549]	3 [8] Paul DAGG [56.543]	2
6 [35] Robert GREGAN [56.623]	5 [79] Joe TANNER [56.562]	3
8 [50] James COLE [56.823]	7 [21] Rory BARRABLE [56.770]	4
10 [22] Peter BARRABLE [57.286]	9 [39] Noel CAREY [56.906]	5
12 [26] Neville SMITH [57.399]	11 [15] John FERGUSON [57.356]	6
14 [20] Norman DIXON [59.992]	13 [9] John STEWART [59.964]	7
16 [16] Hugh GRAHAM [1:00.493]	15 [97] Jimmy DOUGAN [1:00.215]	8
18 [92] Bernard BAXTER [1:01.225]	17 [90] Henry CAMPBELL [1:00.608]	9
20 [95] Richard YOUNG [1:04.360]	19 [77] Brendan DUGGAN [1:01.798]	10
	21 [4] Norman THOMPSON [1:04.393]	11

Classic Speedfair

Sorted on Best Lap time

Scottish Classic Sports & Saloons

Knockhill 1.280 Miles

Practice 3

21/07/2007 09:40

Practice

Pos	No.	Name	Make/Model	CC	Class Code	Laps	Best Tm	Diff	Lap	2nd Best
1	28	Cameron STEPHEN	Lotus 23B	1600	Invt	13	1:03.641	-	12	1:04.049
2	96	Mark CAMPBELL	Triumph TR5	2600	CSSC	13	1:04.067	+0.426	12	1:05.022
3	2	Oilly ROSS	Lotus Europa	1600	CSSB	13	1:05.313	+1.672	13	1:06.116
4	4	Stan BERNARD	Porsche 911	2687	CSSC	13	1:05.684	+2.043	13	1:05.718
5	87	Al FLEMING	Lotus Elan	1558	CSSB	13	1:06.243	+2.602	11	1:06.924
6	66	Ian LONGFORD	Ford Escort	2000	CSSC	13	1:07.053	+3.412	13	1:08.160
7	72	Willy TOYE	Triumph TR8	3500	CSSC	12	1:07.417	+3.776	12	1:08.053
8	22	Jim GRANT	Lotus Elan	1600	CSSB	8	1:09.476	+5.835	6	1:09.717
9	68	Alasdair THOM	Morgan	4500	CSSC	10	1:09.665	+6.024	10	1:11.986
10	8	John FYDA	Lotus 23B	1600		10	1:09.826	+6.185	6	1:09.959
11	27	Steven SWAN	Renault Gordini	1546	CSSB	12	1:10.122	+6.481	12	1:10.620
12	5	Matthew GORDON	Porsche 911	2700	CSSC	8	1:10.273	+6.632	4	1:10.282
13	85	Stephen BOND	MGB	1850	CSSC	11	1:10.584	+6.943	9	1:11.404
14	65	Andrew SMITH	Marcos 1800GT	1800	CSSB	12	1:10.792	+7.151	11	1:11.514
15	15	Donald LAIRD	Lotus Elan	1558	CSSB	12	1:10.984	+7.343	11	1:11.198
16	6	George LEITCH	Mini Ogle	1300	CSSA	11	1:11.560	+7.919	9	1:12.210
17	20	Douglas LAWSON	MGB	1850	CSSC	10	1:12.853	+9.212	8	1:12.914
18	47	Richard LAWSON	Lotus Cortina	1558	CSSB	12	1:12.922	+9.281	8	1:13.272
19	11	Ian MORTON	MG Midget	1380	CSSA	12	1:13.662	+10.021	12	1:15.956
20	14	Tim REID	Alfa Romeo Guiletta	1598	CSSB	10	1:13.924	+10.283	10	1:14.797
21	10	Andy WALKER	Ford Escort	1600	CSSB	11	1:13.981	+10.340	8	1:14.171
22	16	Colin BEVERAGE	Alfa Sud	1490	CSSB	12	1:14.773	+11.132	10	1:14.849
23	30	Michael CONNON	Lotus Sunbeam	1558	CSSC	2	1:15.104	+11.463	2	-
24	9	Eoghan MACKIE	Alpine Renault	1550	CSSB	11	1:15.195	+11.554	10	1:15.459
25	48	Richard F LAWSON	Lotus Cortina	1558	CSSB	10	1:15.292	+11.651	9	1:16.814
26	26	Liz SWAN	Renault 8	1397	CSSA	12	1:16.021	+12.380	12	1:16.734
27	19	Michelle KIRKPATRICK	MGB	1860	CSSC	11	1:17.317	+13.676	9	1:18.573
28	7	Oliver GOODFELLOW	Terrier Mk2	1000	CSSA	4	1:23.628	+19.987	4	1:23.957

Classic Speedfair

Scottish Classic Sports & Saloons

Knockhill 1.280 Miles

Practice 3

21/07/2007 09:40

Practice

Lap	Lap Tm	Diff	Time of Day
(28) Cameron STEPHEN			
1	--:--		9:47:49.243
2	1:17.075	+13.434	9:49:06.318
3	1:14.584	+10.943	9:50:20.902
4	1:14.125	+10.484	9:51:35.027
5	1:08.416	+4.775	9:52:43.443
6	1:10.378	+6.737	9:53:53.821
7	1:08.708	+5.067	9:55:02.529
8	1:07.785	+4.144	9:56:10.314
9	1:10.488	+6.847	9:57:20.802
10	1:05.789	+2.148	9:58:26.591
11	1:06.594	+2.953	9:59:33.185
12	1:03.641	-	10:00:36.826
13	1:04.049	+0.408	10:01:40.875
Best Tm: 1:03.641			

Lap	Lap Tm	Diff	Time of Day
(96) Mark CAMPBELL			
1	--:--		9:47:21.067
2	1:11.199	+7.132	9:48:32.266
3	1:08.734	+4.667	9:49:41.000
4	1:09.406	+5.339	9:50:50.406
5	1:09.203	+5.136	9:51:59.609
6	1:10.298	+6.231	9:53:09.907
7	1:07.463	+3.396	9:54:17.370
8	1:05.022	+0.955	9:55:22.392
9	1:05.692	+1.625	9:56:28.084
10	1:22.903	+18.836	9:57:50.987
11	1:07.082	+3.015	9:58:58.069
12	1:04.067	-	10:00:02.136
13	1:17.277	+13.210	10:01:19.413
Best Tm: 1:04.067			

Lap	Lap Tm	Diff	Time of Day
(2) Oilly ROSS			
1	--:--		9:47:15.384
2	1:15.792	+10.479	9:48:31.176
3	1:10.349	+5.036	9:49:41.525
4	1:11.911	+6.598	9:50:53.436
5	1:17.309	+11.996	9:52:10.745
6	1:11.513	+6.200	9:53:22.258
7	1:08.261	+2.948	9:54:30.519
8	1:10.141	+4.828	9:55:40.660
9	1:06.962	+1.649	9:56:47.622
10	1:09.536	+4.223	9:57:57.158
11	1:06.116	+0.803	9:59:03.274
12	1:09.099	+3.786	10:00:12.373
13	1:05.313	-	10:01:17.686
Best Tm: 1:05.313			

Lap	Lap Tm	Diff	Time of Day
(4) Stan BERNARD			
1	--:--		9:47:16.592
2	1:15.394	+9.710	9:48:31.986
3	1:10.645	+4.961	9:49:42.631
4	1:16.751	+11.067	9:50:59.382
5	1:10.114	+4.430	9:52:09.496
6	1:09.988	+4.304	9:53:19.484
7	1:07.850	+2.166	9:54:27.334
8	1:11.780	+6.096	9:55:39.114
9	1:06.591	+0.907	9:56:45.705

Lap	Lap Tm	Diff	Time of Day
10	1:10.584	+4.900	9:57:56.289
11	1:05.718	+0.034	9:59:02.007
12	1:09.120	+3.436	10:00:11.127
13	1:05.684	-	10:01:16.811
Best Tm: 1:05.684			

Lap	Lap Tm	Diff	Time of Day
(87) Al FLEMING			
1	--:--		9:47:22.793
2	1:12.656	+6.413	9:48:35.449
3	1:14.432	+8.189	9:49:49.881
4	1:13.719	+7.476	9:51:03.600
5	1:11.585	+5.342	9:52:15.185
6	1:10.371	+4.128	9:53:25.556
7	1:07.799	+1.556	9:54:33.355
8	1:08.813	+2.570	9:55:42.168
9	1:11.954	+5.711	9:56:54.122
10	1:09.787	+3.544	9:58:03.909
11	1:06.243	-	9:59:10.152
12	1:07.452	+1.209	10:00:17.604
13	1:06.924	+0.681	10:01:24.528
Best Tm: 1:06.243			

Lap	Lap Tm	Diff	Time of Day
(66) Ian LONGFORD			
1	--:--		9:47:36.710
2	1:14.695	+7.642	9:48:51.405
3	1:15.036	+7.983	9:50:06.441
4	1:17.415	+10.362	9:51:23.856
5	1:11.980	+4.927	9:52:35.836
6	1:12.552	+5.499	9:53:48.388
7	1:10.748	+3.695	9:54:59.136
8	1:08.160	+1.107	9:56:07.296
9	1:09.644	+2.591	9:57:16.940
10	1:08.447	+1.394	9:58:25.387
11	1:09.010	+1.957	9:59:34.397
12	1:09.066	+2.013	10:00:43.463
13	1:07.053	-	10:01:50.516
Best Tm: 1:07.053			

Lap	Lap Tm	Diff	Time of Day
(72) Willy TOYE			
1	--:--		9:47:55.463
2	1:16.204	+8.787	9:49:11.667
3	1:17.193	+9.776	9:50:28.860
4	1:19.038	+11.621	9:51:47.898
5	1:13.961	+6.544	9:53:01.859
6	1:14.521	+7.104	9:54:16.380
7	1:10.721	+3.304	9:55:27.101
8	1:08.380	+0.963	9:56:35.481
9	1:31.963	+24.546	9:58:07.444
10	1:09.769	+2.352	9:59:17.213
11	1:08.053	+0.636	10:00:25.266
12	1:07.417	-	10:01:32.683
Best Tm: 1:07.417			

Lap	Lap Tm	Diff	Time of Day
(22) Jim GRANT			
1	--:--		9:48:26.658
2	1:13.546	+4.070	9:49:40.204
3	1:11.785	+2.309	9:50:51.989
4	1:18.065	+8.589	9:52:10.054

Lap	Lap Tm	Diff	Time of Day
5	1:12.039	+2.563	9:53:22.093
6	1:09.476	-	9:54:31.569
7	1:09.717	+0.241	9:55:41.286
8	1:32.174	+22.698	9:57:13.460
Best Tm: 1:09.476			

Lap	Lap Tm	Diff	Time of Day
(68) Alasdair THOM			
1	--:--		9:48:37.851
2	2:10.631	+1:00.966	9:50:48.482
3	1:27.152	+17.487	9:52:15.634
4	1:23.710	+14.045	9:53:39.344
5	1:19.001	+9.336	9:54:58.345
6	1:19.313	+9.648	9:56:17.658
7	1:11.986	+2.321	9:57:29.644
8	1:12.921	+3.256	9:58:42.565
9	1:12.647	+2.982	9:59:55.212
10	1:09.665	-	10:01:04.877
Best Tm: 1:09.665			

Lap	Lap Tm	Diff	Time of Day
(8) John FYDA			
1	--:--		9:48:26.633
2	1:11.915	+2.089	9:49:38.548
3	1:12.805	+2.979	9:50:51.353
4	1:17.500	+7.674	9:52:08.853
5	1:09.959	+0.133	9:53:18.812
6	1:09.826	-	9:54:28.638
7	1:15.374	+5.548	9:55:44.012
8	1:10.689	+0.863	9:56:54.701
9	1:10.281	+0.455	9:58:04.982
10	1:18.368	+8.542	9:59:23.350
Best Tm: 1:09.826			

Lap	Lap Tm	Diff	Time of Day
(27) Steven SWAN			
1	--:--		9:47:30.174
2	1:15.634	+5.512	9:48:45.808
3	1:20.127	+10.005	9:50:05.935
4	1:17.811	+7.689	9:51:23.746
5	1:19.882	+9.760	9:52:43.628
6	1:21.359	+11.237	9:54:04.987
7	1:13.333	+3.211	9:55:18.320
8	1:13.378	+3.256	9:56:31.698
9	1:12.819	+2.697	9:57:44.517
10	1:13.728	+3.606	9:58:58.245
11	1:10.620	+0.498	10:00:08.865
12	1:10.122	-	10:01:18.987
Best Tm: 1:10.122			

Lap	Lap Tm	Diff	Time of Day
(5) Matthew GORDON			
1	--:--		9:49:03.626
2	1:15.810	+5.537	9:50:19.436
3	1:11.865	+1.592	9:51:31.301
4	1:10.273	-	9:52:41.574
5	1:10.282	+0.009	9:53:51.856
6	1:11.206	+0.933	9:55:03.062
7	1:18.624	+8.351	9:56:21.686
8	1:16.925	+6.652	9:57:38.611
Best Tm: 1:10.273			

Classic Speedfair

Scottish Classic Sports & Saloons

Knockhill 1.280 Miles

Practice 3

21/07/2007 09:40

Practice

Lap	Lap Tm	Diff	Time of Day
(85) Stephen BOND			
1	-:--		9:49:08.491
2	1:18.230	+7.646	9:50:26.721
3	1:22.222	+11.638	9:51:48.943
4	1:17.837	+7.253	9:53:06.780
5	1:12.969	+2.385	9:54:19.749
6	1:14.201	+3.617	9:55:33.950
7	1:12.221	+1.637	9:56:46.171
8	1:12.538	+1.954	9:57:58.709
9	1:10.584	-	9:59:09.293
10	1:11.404	+0.820	10:00:20.697
11	1:11.780	+1.196	10:01:32.477
Best Tm: 1:10.584			

Lap	Lap Tm	Diff	Time of Day
(65) Andrew SMITH			
1	-:--		9:47:22.673
2	1:19.635	+8.843	9:48:42.308
3	1:17.214	+6.422	9:49:59.522
4	1:19.504	+8.712	9:51:19.026
5	1:16.086	+5.294	9:52:35.112
6	1:16.127	+5.335	9:53:51.239
7	1:15.104	+4.312	9:55:06.343
8	1:14.047	+3.255	9:56:20.390
9	1:14.807	+4.015	9:57:35.197
10	1:11.514	+0.722	9:58:46.711
11	1:10.792	-	9:59:57.503
12	1:11.641	+0.849	10:01:09.144
Best Tm: 1:10.792			

Lap	Lap Tm	Diff	Time of Day
(15) Donald LAIRD			
1	-:--		9:47:55.239
2	1:18.088	+7.104	9:49:13.327
3	1:18.525	+7.541	9:50:31.852
4	1:18.418	+7.434	9:51:50.270
5	1:16.947	+5.963	9:53:07.217
6	1:13.677	+2.693	9:54:20.894
7	1:12.030	+1.046	9:55:32.924
8	1:11.419	+0.435	9:56:44.343
9	1:12.219	+1.235	9:57:56.562
10	1:11.198	+0.214	9:59:07.760
11	1:10.984	-	10:00:18.744
12	1:13.096	+2.112	10:01:31.840
Best Tm: 1:10.984			

Lap	Lap Tm	Diff	Time of Day
(6) George LEITCH			
1	-:--		9:48:27.278
2	1:18.874	+7.314	9:49:46.152
3	1:17.397	+5.837	9:51:03.549
4	1:18.213	+6.653	9:52:21.762
5	1:16.729	+5.169	9:53:38.491
6	1:16.536	+4.976	9:54:55.027
7	1:12.475	+0.915	9:56:07.502
8	1:14.925	+3.365	9:57:22.427
9	1:11.560	-	9:58:33.987
10	1:12.551	+0.991	9:59:46.538
11	1:12.210	+0.650	10:00:58.748
Best Tm: 1:11.560			

Lap	Lap Tm	Diff	Time of Day
(20) Douglas LAWSON			
1	-:--		9:50:09.296
2	1:16.535	+3.682	9:51:25.831
3	1:15.773	+2.920	9:52:41.604
4	1:15.890	+3.037	9:53:57.494
5	1:15.239	+2.386	9:55:12.733
6	1:14.254	+1.401	9:56:26.987
7	1:13.475	+0.622	9:57:40.462
8	1:12.853	-	9:58:53.315
9	1:12.914	+0.061	10:00:06.229
10	1:13.324	+0.471	10:01:19.553
Best Tm: 1:12.853			

Lap	Lap Tm	Diff	Time of Day
(47) Richard LAWSON			
1	-:--		9:47:43.079
2	1:17.357	+4.435	9:49:00.436
3	1:17.548	+4.626	9:50:17.984
4	1:20.903	+7.981	9:51:38.887
5	1:15.119	+2.197	9:52:54.006
6	1:14.145	+1.223	9:54:08.151
7	1:13.465	+0.543	9:55:21.616
8	1:12.922	-	9:56:34.538
9	1:13.272	+0.350	9:57:47.810
10	1:13.653	+0.731	9:59:01.463
11	1:16.067	+3.145	10:00:17.530
12	1:13.499	+0.577	10:01:31.029
Best Tm: 1:12.922			

Lap	Lap Tm	Diff	Time of Day
(11) Ian MORTON			
1	-:--		9:47:40.807
2	1:21.136	+7.474	9:49:01.943
3	1:24.320	+10.658	9:50:26.263
4	1:20.256	+6.594	9:51:46.519
5	1:20.124	+6.462	9:53:06.643
6	1:20.385	+6.723	9:54:27.028
7	1:21.003	+7.341	9:55:48.031
8	1:16.486	+2.824	9:57:04.517
9	1:17.023	+3.361	9:58:21.540
10	1:16.464	+2.802	9:59:38.004
11	1:15.956	+2.294	10:00:53.960
12	1:13.662	-	10:02:07.622
Best Tm: 1:13.662			

Lap	Lap Tm	Diff	Time of Day
(14) Tim REID			
1	-:--		9:49:27.021
2	1:20.945	+7.021	9:50:47.966
3	1:20.730	+6.806	9:52:08.696
4	1:21.081	+7.157	9:53:29.777
5	1:17.406	+3.482	9:54:47.183
6	1:16.575	+2.651	9:56:03.758
7	1:15.845	+1.921	9:57:19.603
8	1:15.275	+1.351	9:58:34.878
9	1:14.797	+0.873	9:59:49.675
10	1:13.924	-	10:01:03.599
Best Tm: 1:13.924			

Lap	Lap Tm	Diff	Time of Day
(10) Andy WALKER			

Lap	Lap Tm	Diff	Time of Day
1	-:--		9:48:37.857
2	1:23.599	+9.618	9:50:01.456
3	1:19.042	+5.061	9:51:20.498
4	1:17.941	+3.960	9:52:38.439
5	1:17.481	+3.500	9:53:55.920
6	1:16.188	+2.207	9:55:12.108
7	1:17.906	+3.925	9:56:30.014
8	1:13.981	-	9:57:43.995
9	1:16.105	+2.124	9:59:00.100
10	1:14.171	+0.190	10:00:14.271
11	1:15.938	+1.957	10:01:30.209
Best Tm: 1:13.981			

Lap	Lap Tm	Diff	Time of Day
(16) Colin BEVERAGE			
1	-:--		9:47:26.651
2	1:18.017	+3.244	9:48:44.668
3	1:20.561	+5.788	9:50:05.229
4	1:15.871	+1.098	9:51:21.100
5	1:18.378	+3.605	9:52:39.478
6	1:17.087	+2.314	9:53:56.565
7	1:16.651	+1.878	9:55:13.216
8	1:17.471	+2.698	9:56:30.687
9	1:14.849	+0.076	9:57:45.536
10	1:14.773	-	9:59:00.309
11	1:18.170	+3.397	10:00:18.479
12	1:15.174	+0.401	10:01:33.653
Best Tm: 1:14.773			

Lap	Lap Tm	Diff	Time of Day
(30) Michael CONNON			
1	-:--		9:47:17.858
2	1:15.104	-	9:48:32.962
Best Tm: 1:15.104			

Lap	Lap Tm	Diff	Time of Day
(9) Eoghan MACKIE			
1	-:--		9:48:00.390
2	1:21.879	+6.684	9:49:22.269
3	1:27.050	+11.855	9:50:49.319
4	1:23.390	+8.195	9:52:12.709
5	1:19.736	+4.541	9:53:32.445
6	1:17.120	+1.925	9:54:49.565
7	1:17.259	+2.064	9:56:06.824
8	1:17.679	+2.484	9:57:24.503
9	1:15.459	+0.264	9:58:39.962
10	1:15.195	-	9:59:55.157
11	1:16.315	+1.120	10:01:11.472
Best Tm: 1:15.195			

Lap	Lap Tm	Diff	Time of Day
(48) Richard F LAWSON			
1	-:--		9:49:12.136
2	1:20.039	+4.747	9:50:32.175
3	1:18.978	+3.686	9:51:51.153
4	1:17.218	+1.926	9:53:08.371
5	1:16.814	+1.522	9:54:25.185
6	1:18.372	+3.080	9:55:43.557
7	1:17.073	+1.781	9:57:00.630
8	1:16.895	+1.603	9:58:17.525
9	1:15.292	-	9:59:32.817

Printed: 21/07/2007 20:21:31

Scottish Motorsport Automatic Race Timing (SMART)

Chief Timekeeper - Ian Sharp

Orbits 3

Clerk of the Course

www.amb-it.com

Sig.

Time

www.mylaps.com

Results can be downloaded at www.smart-timing.co.uk

Page 2/3

Classic Speedfair

Scottish Classic Sports & Saloons

Knockhill 1.280 Miles

Practice 3

21/07/2007 09:40

Practice

Lap	Lap Tm	Diff	Time of Day
10	1:20.768	+5.476	10:00:53.585
Best Tm: 1:15.292			

(26) Liz SWAN

1	-.-.-		9:47:35.010
2	1:20.450	+4.429	9:48:55.460
3	1:20.906	+4.885	9:50:16.366
4	1:24.176	+8.155	9:51:40.542
5	1:19.295	+3.274	9:52:59.837
6	1:20.972	+4.951	9:54:20.809
7	1:17.564	+1.543	9:55:38.373
8	1:24.127	+8.106	9:57:02.500
9	1:17.053	+1.032	9:58:19.553
10	1:17.256	+1.235	9:59:36.809
11	1:16.734	+0.713	10:00:53.543
12	1:16.021	-	10:02:09.564
Best Tm: 1:16.021			

(19) Michelle KIRKPATRICK

1	-.-.-		9:47:54.232
2	1:24.357	+7.040	9:49:18.589
3	1:27.104	+9.787	9:50:45.693
4	1:28.732	+11.415	9:52:14.425
5	1:23.117	+5.800	9:53:37.542
6	1:20.112	+2.795	9:54:57.654
7	1:20.653	+3.336	9:56:18.307
8	1:18.791	+1.474	9:57:37.098
9	1:17.317	-	9:58:54.415
10	1:18.573	+1.256	10:00:12.988
11	1:18.904	+1.587	10:01:31.892
Best Tm: 1:17.317			

(7) Oliver GOODFELLOW

1	-.-.-		9:49:32.656
2	1:25.021	+1.393	9:50:57.677
3	1:23.957	+0.329	9:52:21.634
4	1:23.628	-	9:53:45.262
Best Tm: 1:23.628			

Lap Lap Tm Diff Time of Day

Lap Lap Tm Diff Time of Day

Classic Speedfair

Scottish Classic Sports & Saloons

Knockhill 1.280 Miles

Race 3 - First Race

21/07/2007 13:35

Race

2
[96] Mark CAMPBELL [1:04.067]
4
[4] Stan BERNARD [1:05.684]
6
[66] Ian LONGFORD [1:07.053]
8
[22] Jim GRANT [1:09.476]
10
[8] John FYDA [1:09.826]
12
[5] Matthew GORDON [1:10.273]
14
[65] Andrew SMITH [1:10.792]
16
[6] George LEITCH [1:11.560]
18
[47] Richard LAWSON [1:12.922]
20
[14] Tim REID [1:13.924]
22
[16] Colin BEVERAGE [1:14.773]
24
[9] Eoghan MACKIE [1:15.195]
26
[26] Liz SWAN [1:16.021]
28
[7] Oliver GOODFELLOW [1:23.628]

1
[28] Cameron STEPHEN [1:03.641]
3
[2] Oily ROSS [1:05.313]
5
[87] Al FLEMING [1:06.243]
7
[72] Willy TOYE [1:07.417]
9
[68] Alasdair THOM [1:09.665]
11
[27] Steven SWAN [1:10.122]
13
[85] Stephen BOND [1:10.584]
15
[15] Donald LAIRD [1:10.984]
17
[20] Douglas LAWSON [1:12.853]
19
[11] Ian MORTON [1:13.662]
21
[10] Andy WALKER [1:13.981]
23
[30] Michael CONNOR [1:15.104]
25
[48] Richard F LAWSON [1:15.292]
27
[19] Michelle KIRKPATRICK [1:17.317]

1
2
3
4
5
6
7
8
9
10
11
12
13
14

Classic Speedfair

Scottish Classic Sports & Saloons

Knockhill 1.280 Miles

Race 3 - First Race

21/07/2007 13:35

Race

29

[33] Richard LAWSON

15

Classic Speedfair

Sorted on Best Lap time

Formula Junior Historic Racing Assoc

Knockhill 1.280 Miles

Practice 4

21/07/2007 10:10

Practice

Pos	No.	Name	Make/Model	CC	Class Code	Laps	Best Tm	Diff	1 Lap	2nd Best
1	54	John FYDA	Lotus 22	1089	C2	14	1:00.476	-	13	1:01.002
2	59	Robin LONGDON	Lola Mk5	1098	C2	19	1:00.886	+0.410	11	1:01.636
3	63	Roger MURRAY	Lola MK5A	1098	C2	17	1:01.996	+1.520	16	1:02.359
4	83	Barry WESTMORELAND	Lotus 22	1098	C2	12	1:03.268	+2.792	4	1:03.754
5	88	Paul DAVIS	Lotus 20	1098	C1	12	1:03.686	+3.210	9	1:04.601
6	65	George COOPER	Cooper T59	1098	C2	18	1:03.694	+3.218	17	1:03.888
7	85	John CHISHOLM	Gemini MK3A	1098	C1	13	1:03.732	+3.256	9	1:04.381
8	79	Andrew HIBBARD	Lotus 22	1098	C2	16	1:04.122	+3.646	14	1:06.032
9	70	Bob BIRRELL	Brabham BT6	1098	C2	18	1:04.910	+4.434	18	1:05.345
10	49	John TWEEDALE	Jolus	1098	C1	10	1:05.071	+4.595	8	1:06.326
11	37	Tony MARTINDALE	Esenkay	1098	B	17	1:05.626	+5.150	17	1:06.100
12	3	Clive WILSON	Lola NK2	1098	A2	18	1:05.722	+5.246	18	1:05.823
13	9	John TRUSLOVE	Lola MK2	1098	A2	16	1:06.021	+5.545	14	1:06.505
14	8	Tony STEELE	Lola MK2	1098	A2	17	1:06.663	+6.187	15	1:06.955
15	44	Andrew ROBERTSON	Crossle 4F	1100	B	17	1:06.696	+6.220	15	1:07.106
16	93	Rudolf ERNST	Lotus 20	1098	C2	16	1:06.735	+6.259	15	1:07.515
17	73	Peter ANSTISS	Lotus 20/22	1098	C2	11	1:07.231	+6.755	4	1:07.249
18	25	Bernard BROCK	Elva 100	1098	A2	14	1:07.533	+7.057	7	1:08.662
19	43	Doug MARTIN	Elva 200	1098	B	16	1:08.022	+7.546	9	1:08.040
20	31	Kevin MUSSON	Lotus 16	997	B	16	1:08.086	+7.610	15	1:08.444
21	35	Tim BISHOP	Cauter	1098	B	13	1:08.774	+8.298	6	1:09.532
22	7	Duncan RABAGLIATI	Alexis HF1	1098	A2	17	1:08.996	+8.520	16	1:09.089
23	26	Paul SMEETH	Elva 100	1098	A2	14	1:09.146	+8.670	7	1:10.057
24	4	Derek WALKER	Terrier MkIV	1098	A2	11	1:09.526	+9.050	7	1:09.846
25	76	Vernon WILLIAMSON	Ausper T3	1098	C1	16	1:10.729	+10.253	14	1:10.861
26	81	Steve FUTTER	Lotus 20	1098	C1	16	1:11.134	+10.658	6	1:11.178
27	61	Alan BIGGAR	Cooper T59	1098	C2	15	1:12.164	+11.688	14	1:12.908
28	18	B J COLARIC	Elva 100	1098	A2	7	1:12.432	+11.956	6	1:13.302
29	16	Gordon WRIGHT	Stanguellini	1098	A1	15	1:15.520	+15.044	6	1:15.737

Classic Speedfair

Formula Junior Historic Racing Assoc

Knockhill 1.280 Miles

Practice 4

21/07/2007 10:10

Practice

Lap	Lap Tm	Diff	Time of Day
(54) John FYDA			
1	-:--		10:10:11.048
2	1:09.446	+8.970	10:11:20.494
3	1:04.696	+4.220	10:12:25.190
4	1:01.411	+0.935	10:13:26.601
5	1:01.577	+1.101	10:14:28.178
6	1:06.452	+5.976	10:15:34.630
7	1:03.661	+3.185	10:16:38.291
8	1:01.144	+0.668	10:17:39.435
9	1:02.339	+1.863	10:18:41.774
10	1:02.038	+1.562	10:19:43.812
11	1:01.002	+0.526	10:20:44.814
12	1:01.437	+0.961	10:21:46.251
13	1:00.476	-	10:22:46.727
14	1:06.623	+6.147	10:23:53.350
Best Tm: 1:00.476			

Lap	Lap Tm	Diff	Time of Day
(59) Robin LONGDON			
1	-:--		10:10:02.984
2	1:11.072	+10.186	10:11:14.056
3	1:07.657	+6.771	10:12:21.713
4	1:02.499	+1.613	10:13:24.212
5	1:03.563	+2.677	10:14:27.775
6	1:06.747	+5.861	10:15:34.522
7	1:04.594	+3.708	10:16:39.116
8	1:02.700	+1.814	10:17:41.816
9	1:01.636	+0.750	10:18:43.452
10	1:03.100	+2.214	10:19:46.552
11	1:00.886	-	10:20:47.438
12	1:02.418	+1.532	10:21:49.856
13	1:02.808	+1.922	10:22:52.664
14	1:02.153	+1.267	10:23:54.817
15	1:03.383	+2.497	10:24:58.200
16	1:01.653	+0.767	10:25:59.853
17	1:05.549	+4.663	10:27:05.402
18	1:05.338	+4.452	10:28:10.740
19	1:02.735	+1.849	10:29:13.475
Best Tm: 1:00.886			

Lap	Lap Tm	Diff	Time of Day
(63) Roger MURRAY			
1	-:--		10:10:59.188
2	1:09.697	+7.701	10:12:08.885
3	1:06.860	+4.864	10:13:15.745
4	1:05.896	+3.900	10:14:21.641
5	1:05.332	+3.336	10:15:26.973
6	1:07.725	+5.729	10:16:34.698
7	1:04.166	+2.170	10:17:38.864
8	1:04.432	+2.436	10:18:43.296
9	1:07.871	+5.875	10:19:51.167
10	1:04.102	+2.106	10:20:55.269
11	1:02.359	+0.363	10:21:57.628
12	1:13.899	+11.903	10:23:11.527
13	1:56.847	+54.851	10:25:08.374
14	1:02.649	+0.653	10:26:11.023
15	1:03.156	+1.160	10:27:14.179
16	1:01.996	-	10:28:16.175
17	1:02.757	+0.761	10:29:18.932
Best Tm: 1:01.996			

Lap	Lap Tm	Diff	Time of Day
(83) Barry WESTMORELAND			
1	-:--		10:10:10.360
2	1:09.506	+6.238	10:11:19.866
3	1:05.943	+2.675	10:12:25.809
4	1:03.268	-	10:13:29.077
5	1:04.433	+1.165	10:14:33.510
6	1:06.608	+3.340	10:15:40.118
7	1:04.380	+1.112	10:16:44.498
8	1:09.240	+5.972	10:17:53.738
9	1:03.754	+0.486	10:18:57.492
10	1:04.286	+1.018	10:20:01.778
11	1:05.595	+2.327	10:21:07.373
12	1:15.841	+12.573	10:22:23.214
Best Tm: 1:03.268			

Lap	Lap Tm	Diff	Time of Day
(88) Paul DAVIS			
1	-:--		10:10:38.895
2	1:13.480	+9.794	10:11:52.375
3	1:06.308	+2.622	10:12:58.683
4	1:04.839	+1.153	10:14:03.522
5	1:10.835	+7.149	10:15:14.357
6	1:06.037	+2.351	10:16:20.394
7	1:06.671	+2.985	10:17:27.065
8	1:06.272	+2.586	10:18:33.337
9	1:03.686	-	10:19:37.023
10	1:04.601	+0.915	10:20:41.624
11	1:06.702	+3.016	10:21:48.326
12	1:20.796	+17.110	10:23:09.122
Best Tm: 1:03.686			

Lap	Lap Tm	Diff	Time of Day
(65) George COOPER			
1	-:--		10:10:38.491
2	1:13.304	+9.610	10:11:51.795
3	1:05.619	+1.925	10:12:57.414
4	1:05.700	+2.006	10:14:03.114
5	1:11.224	+7.530	10:15:14.338
6	1:06.844	+3.150	10:16:21.182
7	1:07.016	+3.322	10:17:28.198
8	1:06.748	+3.054	10:18:34.946
9	1:06.025	+2.331	10:19:40.971
10	1:05.565	+1.871	10:20:46.536
11	1:07.704	+4.010	10:21:54.240
12	1:06.780	+3.086	10:23:01.020
13	1:06.291	+2.597	10:24:07.311
14	1:04.919	+1.225	10:25:12.230
15	1:06.880	+3.186	10:26:19.110
16	1:08.104	+4.410	10:27:27.214
17	1:03.694	-	10:28:30.908
18	1:03.888	+0.194	10:29:34.796
Best Tm: 1:03.694			

Lap	Lap Tm	Diff	Time of Day
(85) John CHISHOLM			
1	-:--		10:10:23.134
2	1:10.499	+6.767	10:11:33.633
3	1:07.635	+3.903	10:12:41.268
4	1:07.433	+3.701	10:13:48.701
5	1:05.001	+1.269	10:14:53.702
6	1:05.717	+1.985	10:15:59.419
7	1:04.381	+0.649	10:17:03.800

Lap	Lap Tm	Diff	Time of Day
8	1:05.196	+1.464	10:18:08.996
9	1:03.732	-	10:19:12.728
10	1:04.813	+1.081	10:20:17.541
11	1:04.604	+0.872	10:21:22.145
12	1:06.229	+2.497	10:22:28.374
13	1:15.219	+11.487	10:23:43.593
Best Tm: 1:03.732			

Lap	Lap Tm	Diff	Time of Day
(79) Andrew HIBBARD			
1	-:--		10:10:56.981
2	1:11.394	+7.272	10:12:08.375
3	1:10.155	+6.033	10:13:18.530
4	1:11.193	+7.071	10:14:29.723
5	2:06.640	+1:02.518	10:16:36.363
6	1:08.235	+4.113	10:17:44.598
7	1:06.032	+1.910	10:18:50.630
8	1:06.486	+2.364	10:19:57.116
9	1:07.987	+3.865	10:21:05.103
10	1:09.065	+4.943	10:22:14.168
11	1:07.468	+3.346	10:23:21.636
12	1:07.187	+3.065	10:24:28.823
13	1:07.827	+3.705	10:25:36.650
14	1:04.122	-	10:26:40.772
15	1:06.626	+2.504	10:27:47.398
16	1:06.183	+2.061	10:28:53.581
Best Tm: 1:04.122			

Lap	Lap Tm	Diff	Time of Day
(70) Bob BIRRELL			
1	-:--		10:10:32.345
2	1:12.228	+7.318	10:11:44.573
3	1:09.581	+4.671	10:12:54.154
4	1:07.568	+2.658	10:14:01.722
5	1:11.795	+6.885	10:15:13.517
6	1:06.488	+1.578	10:16:20.005
7	1:06.658	+1.748	10:17:26.663
8	1:08.239	+3.329	10:18:34.902
9	1:07.711	+2.801	10:19:42.613
10	1:06.121	+1.211	10:20:48.734
11	1:06.726	+1.816	10:21:55.460
12	1:09.948	+5.038	10:23:05.408
13	1:07.623	+2.713	10:24:13.031
14	1:08.044	+3.134	10:25:21.075
15	1:06.647	+1.737	10:26:27.722
16	1:07.527	+2.617	10:27:35.249
17	1:05.345	+0.435	10:28:40.594
18	1:04.910	-	10:29:45.504
Best Tm: 1:04.910			

Lap	Lap Tm	Diff	Time of Day
(49) John TWEEDALE			
1	-:--		10:10:18.684
2	1:08.909	+3.838	10:11:27.593
3	1:10.324	+5.253	10:12:37.917
4	1:08.025	+2.954	10:13:45.942
5	1:06.995	+1.924	10:14:52.937
6	1:07.562	+2.491	10:16:00.499
7	1:06.822	+1.751	10:17:07.321
8	1:05.071	-	10:18:12.392
9	1:06.326	+1.255	10:19:18.718
10	1:08.766	+3.695	10:20:27.484
Best Tm: 1:05.071			

Printed: 21/07/2007 20:23:23

British Motorsport Automatic Race Timing (SMART)

Chief Timekeeper - Ian Sharp

Clerk of the Course

Sig. Time

Results can be downloaded at www.smart-timing.co.uk

Orbits 3

www.amb-it.com

www.mylaps.com

Page 1/3

Classic Speedfair

Formula Junior Historic Racing Assoc

Knockhill 1.280 Miles

Practice 4

21/07/2007 10:10

Practice

Lap	Lap Tm	Diff	Time of Day
(37) Tony MARTINDALE			
1	-:--		10:11:09.798
2	1:14.343	+8.717	10:12:24.141
3	1:11.341	+5.715	10:13:35.482
4	1:09.879	+4.253	10:14:45.361
5	1:10.162	+4.536	10:15:55.523
6	1:09.714	+4.088	10:17:05.237
7	1:08.287	+2.661	10:18:13.524
8	1:07.702	+2.076	10:19:21.226
9	1:09.759	+4.133	10:20:30.985
10	1:09.499	+3.873	10:21:40.484
11	1:12.037	+6.411	10:22:52.521
12	1:10.555	+4.929	10:24:03.076
13	1:08.136	+2.510	10:25:11.212
14	1:10.290	+4.664	10:26:21.502
15	1:06.778	+1.152	10:27:28.280
16	1:06.100	+0.474	10:28:34.380
17	1:05.626	-	10:29:40.006
Best Tm: 1:05.626			

Lap	Lap Tm	Diff	Time of Day
(3) Clive WILSON			
1	-:--		10:10:10.524
2	1:12.094	+6.372	10:11:22.618
3	1:08.557	+2.835	10:12:31.175
4	1:08.267	+2.545	10:13:39.442
5	1:07.929	+2.207	10:14:47.371
6	1:08.202	+2.480	10:15:55.573
7	1:07.053	+1.331	10:17:02.626
8	1:07.331	+1.609	10:18:09.957
9	1:05.823	+0.101	10:19:15.780
10	1:11.156	+5.434	10:20:26.936
11	1:06.771	+1.049	10:21:33.707
12	1:07.024	+1.302	10:22:40.731
13	1:10.360	+4.638	10:23:51.091
14	1:12.121	+6.399	10:25:03.212
15	1:07.440	+1.718	10:26:10.652
16	1:07.041	+1.319	10:27:17.693
17	1:05.837	+0.115	10:28:23.530
18	1:05.722	-	10:29:29.252
Best Tm: 1:05.722			

Lap	Lap Tm	Diff	Time of Day
(9) John TRUSLOVE			
1	-:--		10:11:23.415
2	1:19.266	+13.245	10:12:42.681
3	1:15.937	+9.916	10:13:58.618
4	1:19.855	+13.834	10:15:18.473
5	1:10.608	+4.587	10:16:29.081
6	1:07.496	+1.475	10:17:36.577
7	1:06.615	+0.594	10:18:43.192
8	1:12.570	+6.549	10:19:55.762
9	1:13.058	+7.037	10:21:08.820
10	1:11.225	+5.204	10:22:20.045
11	1:06.576	+0.555	10:23:26.621
12	1:06.505	+0.484	10:24:33.126
13	1:08.870	+2.849	10:25:41.996
14	1:06.021	-	10:26:48.017
15	1:08.149	+2.128	10:27:56.166
16	1:14.860	+8.839	10:29:11.026
Best Tm: 1:06.021			

Lap	Lap Tm	Diff	Time of Day
(8) Tony STEELE			
1	-:--		10:10:38.501
2	1:11.546	+4.883	10:11:50.047
3	1:08.733	+2.070	10:12:58.780
4	1:08.189	+1.526	10:14:06.969
5	1:11.039	+4.376	10:15:18.008
6	1:07.730	+1.067	10:16:25.738
7	1:08.235	+1.572	10:17:33.973
8	1:08.372	+1.709	10:18:42.345
9	1:10.194	+3.531	10:19:52.539
10	1:07.347	+0.684	10:20:59.886
11	1:10.117	+3.454	10:22:10.003
12	1:07.716	+1.053	10:23:17.719
13	1:08.347	+1.684	10:24:26.066
14	1:06.955	+0.292	10:25:33.021
15	1:06.663	-	10:26:39.684
16	1:07.177	+0.514	10:27:46.861
17	1:08.480	+1.817	10:28:55.341
Best Tm: 1:06.663			

Lap	Lap Tm	Diff	Time of Day
(44) Andrew ROBERTSON			
1	-:--		10:10:24.888
2	1:13.119	+6.423	10:11:38.007
3	1:10.932	+4.236	10:12:48.939
4	1:11.785	+5.089	10:14:00.724
5	1:15.017	+8.321	10:15:15.741
6	1:09.106	+2.410	10:16:24.847
7	1:07.933	+1.237	10:17:32.780
8	1:07.598	+0.902	10:18:40.378
9	1:07.275	+0.579	10:19:47.653
10	1:07.312	+0.616	10:20:54.965
11	1:21.250	+14.554	10:22:16.215
12	1:08.203	+1.507	10:23:24.418
13	1:07.688	+0.992	10:24:32.106
14	1:08.497	+1.801	10:25:40.603
15	1:06.696	-	10:26:47.299
16	1:07.402	+0.706	10:27:54.701
17	1:07.106	+0.410	10:29:01.807
Best Tm: 1:06.696			

Lap	Lap Tm	Diff	Time of Day
(93) Rudolf ERNST			
1	-:--		10:11:27.863
2	1:17.716	+10.981	10:12:45.579
3	1:13.404	+6.669	10:13:58.983
4	1:35.133	+28.398	10:15:34.116
5	1:11.930	+5.195	10:16:46.046
6	1:11.819	+5.084	10:17:57.865
7	1:09.924	+3.189	10:19:07.789
8	1:10.428	+3.693	10:20:18.217
9	1:10.384	+3.649	10:21:28.601
10	1:10.630	+3.895	10:22:39.231
11	1:11.155	+4.420	10:23:50.386
12	1:09.316	+2.581	10:24:59.702
13	1:07.515	+0.780	10:26:07.217
14	1:14.853	+8.118	10:27:22.070
15	1:06.735	-	10:28:28.805
16	1:07.599	+0.864	10:29:36.404
Best Tm: 1:06.735			

Lap	Lap Tm	Diff	Time of Day
(73) Peter ANSTISS			
1	-:--		10:10:43.185
2	1:11.555	+4.324	10:11:54.740
3	1:08.724	+1.493	10:13:03.464
4	1:07.231	-	10:14:10.695
5	1:08.258	+1.027	10:15:18.953
6	1:08.092	+0.861	10:16:27.045
7	1:07.459	+0.228	10:17:34.504
8	1:07.249	+0.018	10:18:41.753
9	1:08.991	+1.760	10:19:50.744
10	1:08.100	+0.869	10:20:58.844
11	1:13.601	+6.370	10:22:12.445
Best Tm: 1:07.231			

Lap	Lap Tm	Diff	Time of Day
(25) Bernard BROCK			
1	-:--		10:13:27.447
2	1:13.536	+6.003	10:14:40.983
3	1:16.660	+9.127	10:15:57.643
4	1:12.416	+4.883	10:17:10.059
5	1:10.406	+2.873	10:18:20.465
6	1:08.662	+1.129	10:19:29.127
7	1:07.533	-	10:20:36.660
8	1:11.407	+3.874	10:21:48.067
9	1:10.837	+3.304	10:22:58.904
10	1:10.883	+3.350	10:24:09.787
11	1:10.299	+2.766	10:25:20.086
12	1:08.988	+1.455	10:26:29.074
13	1:09.910	+2.377	10:27:38.984
14	1:11.250	+3.717	10:28:50.234
Best Tm: 1:07.533			

Lap	Lap Tm	Diff	Time of Day
(43) Doug MARTIN			
1	-:--		10:11:12.457
2	1:14.961	+6.939	10:12:27.418
3	1:08.199	+0.177	10:13:35.617
4	1:09.074	+1.052	10:14:44.691
5	1:09.782	+1.760	10:15:54.473
6	1:08.074	+0.052	10:17:02.547
7	1:09.174	+1.152	10:18:11.721
8	1:08.444	+0.422	10:19:20.165
9	1:08.022	-	10:20:28.187
10	1:09.712	+1.690	10:21:37.899
11	1:08.055	+0.033	10:22:45.954
12	1:08.040	+0.018	10:23:53.994
13	1:08.155	+0.133	10:25:02.149
14	1:09.598	+1.576	10:26:11.747
15	1:35.463	+27.441	10:27:47.210
16	1:11.947	+3.925	10:28:59.157
Best Tm: 1:08.022			

Lap	Lap Tm	Diff	Time of Day
(31) Kevin MUSSON			
1	-:--		10:11:14.711
2	1:15.317	+7.231	10:12:30.028
3	1:12.282	+4.196	10:13:42.310
4	1:09.823	+1.737	10:14:52.133
5	1:11.865	+3.779	10:16:03.998
6	1:09.583	+1.497	10:17:13.581
7	1:09.325	+1.239	10:18:22.906

Printed: 21/07/2007 20:23:23

British Motorsport Automatic Race Timing (SMART)

Chief Timekeeper - Ian Sharp

Clerk of the Course

Sig. Time

Results can be downloaded at www.smart-timing.co.uk

Orbits 3

www.amb-it.com

www.mylaps.com

Classic Speedfair

Formula Junior Historic Racing Assoc

Knockhill 1.280 Miles

Practice 4

21/07/2007 10:10

Practice

Lap	Lap Tm	Diff	Time of Day
8	1:09.618	+1.532	10:19:32.524
9	1:09.827	+1.741	10:20:42.351
10	1:11.738	+3.652	10:21:54.089
11	1:10.033	+1.947	10:23:04.122
12	1:09.538	+1.452	10:24:13.660
13	1:09.400	+1.314	10:25:23.060
14	1:08.444	+0.358	10:26:31.504
15	1:08.086	-	10:27:39.590
16	1:10.548	+2.462	10:28:50.138
Best Tm: 1:08.086			

(35) Tim BISHOP

Lap	Lap Tm	Diff	Time of Day
1	-:--	-	10:11:10.774
2	1:16.768	+7.994	10:12:27.542
3	1:10.752	+1.978	10:13:38.294
4	1:11.281	+2.507	10:14:49.575
5	1:12.912	+4.138	10:16:02.487
6	1:08.774	-	10:17:11.261
7	1:09.532	+0.758	10:18:20.793
8	1:10.197	+1.423	10:19:30.990
9	1:10.884	+2.110	10:20:41.874
10	1:12.641	+3.867	10:21:54.515
11	1:13.583	+4.809	10:23:08.098
12	1:09.967	+1.193	10:24:18.065
13	1:16.942	+8.168	10:25:35.007
Best Tm: 1:08.774			

(7) Duncan RABAGLIATI

Lap	Lap Tm	Diff	Time of Day
1	-:--	-	10:10:12.959
2	1:13.593	+4.597	10:11:26.552
3	1:14.598	+5.602	10:12:41.150
4	1:12.908	+3.912	10:13:54.058
5	1:11.064	+2.068	10:15:05.122
6	1:12.650	+3.654	10:16:17.772
7	1:11.936	+2.940	10:17:29.708
8	1:09.940	+0.944	10:18:39.648
9	1:12.535	+3.539	10:19:52.183
10	1:10.701	+1.705	10:21:02.884
11	1:11.208	+2.212	10:22:14.092
12	1:11.569	+2.573	10:23:25.661
13	1:10.812	+1.816	10:24:36.473
14	1:10.720	+1.724	10:25:47.193
15	1:11.193	+2.197	10:26:58.386
16	1:08.996	-	10:28:07.382
17	1:09.089	+0.093	10:29:16.471
Best Tm: 1:08.996			

(26) Paul SMEETH

Lap	Lap Tm	Diff	Time of Day
1	-:--	-	10:10:16.668
2	1:12.084	+2.938	10:11:28.752
3	1:12.550	+3.404	10:12:41.302
4	1:13.291	+4.145	10:13:54.593
5	1:10.612	+1.466	10:15:05.205
6	1:11.637	+2.491	10:16:16.842
7	1:09.146	-	10:17:25.988
8	1:11.964	+2.818	10:18:37.952
9	1:10.571	+1.425	10:19:48.523
10	1:10.936	+1.790	10:20:59.459
11	1:10.057	+0.911	10:22:09.516
12	1:11.573	+2.427	10:23:21.089

Lap	Lap Tm	Diff	Time of Day
13	1:12.138	+2.992	10:24:33.227
14	1:14.741	+5.595	10:25:47.968
Best Tm: 1:09.146			

(4) Derek WALKER

Lap	Lap Tm	Diff	Time of Day
1	-:--	-	10:10:27.560
2	1:14.972	+5.446	10:11:42.532
3	1:11.644	+2.118	10:12:54.176
4	1:11.378	+1.852	10:14:05.554
5	1:14.652	+5.126	10:15:20.206
6	1:09.846	+0.320	10:16:30.052
7	1:09.526	-	10:17:39.578
8	1:10.930	+1.404	10:18:50.508
9	1:10.542	+1.016	10:20:01.050
10	1:10.594	+1.068	10:21:11.644
11	1:16.002	+6.476	10:22:27.646
Best Tm: 1:09.526			

(76) Vernon WILLIAMSON

Lap	Lap Tm	Diff	Time of Day
1	-:--	-	10:10:37.099
2	1:20.801	+10.072	10:11:57.900
3	1:14.253	+3.524	10:13:12.153
4	1:12.084	+1.355	10:14:24.237
5	1:15.964	+5.235	10:15:40.201
6	1:10.960	+0.231	10:16:51.161
7	1:11.016	+0.287	10:18:02.177
8	1:11.119	+0.390	10:19:13.296
9	1:13.757	+3.028	10:20:27.053
10	1:12.640	+1.911	10:21:39.693
11	1:11.478	+0.749	10:22:51.171
12	1:13.383	+2.654	10:24:04.554
13	1:10.861	+0.132	10:25:15.415
14	1:10.729	-	10:26:26.144
15	1:12.117	+1.388	10:27:38.261
16	1:11.266	+0.537	10:28:49.527
Best Tm: 1:10.729			

(81) Steve FUTTER

Lap	Lap Tm	Diff	Time of Day
1	-:--	-	10:11:11.494
2	1:17.745	+6.611	10:12:29.239
3	1:12.932	+1.798	10:13:42.171
4	1:13.942	+2.808	10:14:56.113
5	1:12.320	+1.186	10:16:08.433
6	1:11.134	-	10:17:19.567
7	1:12.281	+1.147	10:18:31.848
8	1:14.187	+3.053	10:19:46.035
9	1:14.289	+3.155	10:21:00.324
10	1:13.418	+2.284	10:22:13.742
11	1:13.096	+1.962	10:23:26.838
12	1:11.621	+0.487	10:24:38.459
13	1:11.873	+0.739	10:25:50.332
14	1:13.312	+2.178	10:27:03.644
15	1:13.723	+2.589	10:28:17.367
16	1:11.178	+0.044	10:29:28.545
Best Tm: 1:11.134			

(61) Alan BIGGAR

Lap	Lap Tm	Diff	Time of Day
1	-:--	-	10:11:07.980

Lap	Lap Tm	Diff	Time of Day
2	1:27.438	+15.274	10:12:35.418
3	1:21.681	+9.517	10:13:57.099
4	1:25.594	+13.430	10:15:22.693
5	1:18.915	+6.751	10:16:41.608
6	1:15.553	+3.389	10:17:57.161
7	1:14.874	+2.710	10:19:12.035
8	1:17.980	+5.816	10:20:30.015
9	1:23.895	+11.731	10:21:53.910
10	1:19.878	+7.714	10:23:13.788
11	1:14.914	+2.750	10:24:28.702
12	1:17.078	+4.914	10:25:45.780
13	1:16.557	+4.393	10:27:02.337
14	1:12.164	-	10:28:14.501
15	1:12.908	+0.744	10:29:27.409
Best Tm: 1:12.164			

(18) B J COLARIC

Lap	Lap Tm	Diff	Time of Day
1	-:--	-	10:10:47.024
2	1:15.074	+2.642	10:12:02.098
3	1:13.302	+0.870	10:13:15.400
4	1:14.392	+1.960	10:14:29.792
5	1:15.408	+2.976	10:15:45.200
6	1:12.432	-	10:16:57.632
7	1:17.818	+5.386	10:18:15.450
Best Tm: 1:12.432			

(16) Gordon WRIGHT

Lap	Lap Tm	Diff	Time of Day
1	-:--	-	10:11:21.360
2	1:20.482	+4.962	10:12:41.842
3	1:19.401	+3.881	10:14:01.243
4	1:21.919	+6.399	10:15:23.162
5	1:19.385	+3.865	10:16:42.547
6	1:15.520	-	10:17:58.067
7	1:15.737	+0.217	10:19:13.804
8	1:16.836	+1.316	10:20:30.640
9	1:17.898	+2.378	10:21:48.538
10	1:18.436	+2.916	10:23:06.974
11	1:19.064	+3.544	10:24:26.038
12	1:18.395	+2.875	10:25:44.433
13	1:17.186	+1.666	10:27:01.619
14	1:17.964	+2.444	10:28:19.583
15	1:15.754	+0.234	10:29:35.337
Best Tm: 1:15.520			

Classic Speedfair

Formula Junior Historic Racing Assoc

Knockhill 1.280 Miles

Race 5 - First Race

21/07/2007 14:45

Race

2

[59] Robin LONGDON
[1:00.886]

4

[83] Barry WESTMORELAND
[1:03.268]

6

[65] George COOPER
[1:03.694]

8

[79] Andrew HIBBARD
[1:04.122]

10

[49] John TWEEDALE
[1:05.071]

12

[73] Peter ANSTISS
[1:07.231]

14

[81] Steve FUTTER
[1:11.134]

16

[66] Simon SMYTH

1

[54] John FYDA
[1:00.476]

3

[63] Roger MURRAY
[1:01.996]

5

[88] Paul DAVIS
[1:03.686]

7

[85] John CHISHOLM
[1:03.732]

9

[70] Bob BIRRELL
[1:04.910]

11

[93] Rudolf ERNST
[1:06.735]

13

[76] Vernon WILLIAMSON
[1:10.729]

15

[61] Alan BIGGAR
[1:12.164]

1

2

3

4

5

6

7

8

Classic Speedfair

Formula Junior Historic Racing Assoc

Knockhill 1.280 Miles

Race 5A

21/07/2007 14:50

Race

2

[3] Clive WILSON
[1:05.722]

4

[8] Tony STEELE
[1:06.663]

6

[25] Bernard BROCK
[1:07.533]

8

[31] Kevin MUSSON
[1:08.086]

10

[7] Duncan RABAGLIATI
[1:08.996]

12

[4] Derek WALKER
[1:09.526]

14

[16] Gordon WRIGHT
[1:15.520]

1

[37] Tony MARTINDALE
[1:05.626]

3

[9] John TRUSLOVE
[1:06.021]

5

[44] Andrew ROBERTSON
[1:06.696]

7

[43] Doug MARTIN
[1:08.022]

9

[35] Tim BISHOP
[1:08.774]

11

[26] Paul SMEETH
[1:09.146]

13

[18] B J COLARIC
[1:12.432]

1

2

3

4

5

6

7

Classic Speedfair**Sorted on Best Lap time**

Scottish Legends

Knockhill 1.280 Miles

Practice 5

21/07/2007 10:20

Practice

Pos	No.	Name	Make/Model	CC	Class Code	Laps	Best Tm	Diff 1 Lap	2nd Best
1	22	Benjamin MASON	Ford Sedan	1250	L	7	1:01.895	-	1:01.957
2	68	Carol BROWN	Ford Sedan	1200	L	7	1:02.280	+0.385	1:02.418
3	70	David THORBURN	34 Ford Coupe	1200	L	7	1:02.527	+0.632	1:02.670
4	23	Alistair GAULD	Legend	1200	L	7	1:03.182	+1.287	1:03.574
5	44	Andrew DONALD	Ford Sedan	1250	L	7	1:03.607	+1.712	1:04.234
6	80	Steve COULL	Legend	1250	L	7	1:03.861	+1.966	1:03.996
7	46	Colin ATKINSON	Legend	1200	L	7	1:03.905	+2.010	1:04.356
8	71	Alasdair THOM	Chevy Sedan	1250	L	7	1:03.977	+2.082	1:04.107
9	99	Gordon MANN	37 Ford Sedan	1250	L	7	1:05.025	+3.130	1:05.224
10	90	Mark LEES	Dodge Coupe	1250	L	7	1:05.180	+3.285	1:05.471
11	88	Jason OGG	34 Chevy Coupe	1250	L	7	1:06.020	+4.125	1:06.340

Classic Speedfair

Scottish Legends

Knockhill 1.280 Miles

Practice 5

21/07/2007 10:20

Practice

Lap	Lap Tm	Diff	Time of Day
(22) Benjamin MASON			
1	-:--		10:43:58.637
2	1:02.198	+0.303	10:45:00.835
3	1:08.668	+6.773	10:46:09.503
4	1:01.895	-	10:47:11.398
5	1:02.934	+1.039	10:48:14.332
6	1:01.957	+0.062	10:49:16.289
7	1:01.998	+0.103	10:50:18.287
Best Tm: 1:01.895			

Lap	Lap Tm	Diff	Time of Day
(68) Carol BROWN			
1	-:--		10:44:06.303
2	1:04.785	+2.505	10:45:11.088
3	1:03.273	+0.993	10:46:14.361
4	1:02.631	+0.351	10:47:16.992
5	1:03.066	+0.786	10:48:20.058
6	1:02.280	-	10:49:22.338
7	1:02.418	+0.138	10:50:24.756
Best Tm: 1:02.280			

Lap	Lap Tm	Diff	Time of Day
(70) David THORBURN			
1	-:--		10:44:02.546
2	1:03.563	+1.036	10:45:06.109
3	1:02.670	+0.143	10:46:08.779
4	1:02.527	-	10:47:11.306
5	1:05.090	+2.563	10:48:16.396
6	1:03.467	+0.940	10:49:19.863
7	1:04.080	+1.553	10:50:23.943
Best Tm: 1:02.527			

Lap	Lap Tm	Diff	Time of Day
(23) Alistair GAULD			
1	-:--		10:43:59.790
2	1:03.740	+0.558	10:45:03.530
3	1:03.631	+0.449	10:46:07.161
4	1:03.727	+0.545	10:47:10.888
5	1:03.600	+0.418	10:48:14.488
6	1:03.574	+0.392	10:49:18.062
7	1:03.182	-	10:50:21.244
Best Tm: 1:03.182			

Lap	Lap Tm	Diff	Time of Day
(44) Andrew DONALD			
1	-:--		10:43:58.476
2	1:04.234	+0.627	10:45:02.710
3	1:04.501	+0.894	10:46:07.211
4	1:03.607	-	10:47:10.818
5	1:04.766	+1.159	10:48:15.584
6	1:04.629	+1.022	10:49:20.213
7	1:24.269	+20.662	10:50:44.482
Best Tm: 1:03.607			

Lap	Lap Tm	Diff	Time of Day
(80) Steve COULL			
1	-:--		10:44:06.447
2	1:06.186	+2.325	10:45:12.633
3	1:04.275	+0.414	10:46:16.908

Lap	Lap Tm	Diff	Time of Day
4	1:04.015	+0.154	10:47:20.923
5	1:03.996	+0.135	10:48:24.919
6	1:04.065	+0.204	10:49:28.984
7	1:03.861	-	10:50:32.845
Best Tm: 1:03.861			

Lap	Lap Tm	Diff	Time of Day
(46) Colin ATKINSON			
1	-:--		10:44:09.437
2	1:04.356	+0.451	10:45:13.793
3	1:03.905	-	10:46:17.698
4	1:08.390	+4.485	10:47:26.088
5	1:05.080	+1.175	10:48:31.168
6	1:04.843	+0.938	10:49:36.011
7	1:11.067	+7.162	10:50:47.078
Best Tm: 1:03.905			

Lap	Lap Tm	Diff	Time of Day
(71) Alasdair THOM			
1	-:--		10:44:20.319
2	1:06.217	+2.240	10:45:26.536
3	1:04.142	+0.165	10:46:30.678
4	1:04.624	+0.647	10:47:35.302
5	1:04.107	+0.130	10:48:39.409
6	1:03.977	-	10:49:43.386
7	1:06.043	+2.066	10:50:49.429
Best Tm: 1:03.977			

Lap	Lap Tm	Diff	Time of Day
(99) Gordon MANN			
1	-:--		10:44:09.802
2	1:06.773	+1.748	10:45:16.575
3	1:05.025	-	10:46:21.600
4	1:05.326	+0.301	10:47:26.926
5	1:05.224	+0.199	10:48:32.150
6	1:05.304	+0.279	10:49:37.454
7	1:34.166	+29.141	10:51:11.620
Best Tm: 1:05.025			

Lap	Lap Tm	Diff	Time of Day
(90) Mark LEES			
1	-:--		10:44:18.163
2	1:08.690	+3.510	10:45:26.853
3	1:05.676	+0.496	10:46:32.529
4	1:05.471	+0.291	10:47:38.000
5	1:05.180	-	10:48:43.180
6	1:06.181	+1.001	10:49:49.361
7	1:25.474	+20.294	10:51:14.835
Best Tm: 1:05.180			

Lap	Lap Tm	Diff	Time of Day
(88) Jason OGG			
1	-:--		10:44:04.515
2	1:09.221	+3.201	10:45:13.736
3	1:06.451	+0.431	10:46:20.187
4	1:06.873	+0.853	10:47:27.060
5	1:06.340	+0.320	10:48:33.400
6	1:06.020	-	10:49:39.420
7	1:33.798	+27.778	10:51:13.218
Best Tm: 1:06.020			

Classic Speedfair**Sorted on Best Lap time****Power Torque Morgan Championship****Knockhill 1.280 Miles****Practice 6****21/07/2007 10:55****Practice**

Pos	No.	Name	Make/Model	CC	Class Code	Laps	Best Tm	Diff	1 Lap	2nd Best
1	29	Keith AHLERS	Morgan	4599	A	14	56.392	-	12	56.851
2	54	Peter HORSMAN	Morgan	3999	B	14	58.612	+2.220	10	58.744
3	1	Russell PATERSON	Morgan Roadster	2967	B	15	59.121	+2.729	15	59.151
4	37	Tony LEES	Morgan	3999	B	15	59.895	+3.503	14	1:00.026
5	86	Richard PLANT	Morgan	3900	B	13	1:00.171	+3.779	7	1:00.380
6	68	Aly HUNTER	Morgan	3600	Invt.	14	1:00.194	+3.802	14	1:00.904
7	49	Phillip GODDARD	Morgan	2967	C6	14	1:01.459	+5.067	9	1:01.462
8	66	Andrew THOMPSON	Morgan	2967	C6	14	1:01.707	+5.315	10	1:01.734
9	50	Paul BURRY	Morgan	2967	C6	14	1:02.089	+5.697	13	1:02.393
10	30	Tony RIVERS	Morgan	2789	C6	14	1:02.515	+6.123	9	1:02.544
11	6	Simon OREBIGANN	Morgan Lightweight	2967	C6	14	1:02.743	+6.351	13	1:03.034
12	35	Chris SPRINGALL	Morgan	3900	CB	13	1:04.883	+8.491	10	1:04.904
13	75	Andrew POTTER	Morgan Lightwieght	2967	C6	13	1:05.342	+8.950	11	1:05.389
14	78	Roger WHITESIDE	Morgan Roadster	2967	C6	7	1:07.907	+11.515	4	1:08.541
15	11	David JAMES	Morgan	2138	D	12	1:10.566	+14.174	10	1:11.101

Classic Speedfair

Power Torque Morgan Championship

Knockhill 1.280 Miles

Practice 6

21/07/2007 10:55

Practice

Lap	Lap Tm	Diff	Time of Day
(29) Keith AHLERS			
1	-:--		10:56:02.788
2	2:25.160	+1:28.768	10:58:27.948
3	59.393	+3.001	10:59:27.341
4	58.442	+2.050	11:00:25.783
5	58.173	+1.781	11:01:23.956
6	57.764	+1.372	11:02:21.720
7	57.454	+1.062	11:03:19.174
8	57.256	+0.864	11:04:16.430
9	57.314	+0.922	11:05:13.744
10	57.049	+0.657	11:06:10.793
11	56.938	+0.546	11:07:07.731
12	56.392	-	11:08:04.123
13	56.851	+0.459	11:09:00.974
14	59.791	+3.399	11:10:00.765
Best Tm: 56.392			

Lap	Lap Tm	Diff	Time of Day
(54) Peter HORSMAN			
1	-:--		10:56:02.365
2	1:03.791	+5.179	10:57:06.156
3	1:01.436	+2.824	10:58:07.592
4	1:00.084	+1.472	10:59:07.676
5	59.734	+1.122	11:00:07.410
6	58.940	+0.328	11:01:06.350
7	58.946	+0.334	11:02:05.296
8	1:02.162	+3.550	11:03:07.458
9	58.744	+0.132	11:04:06.202
10	58.612	-	11:05:04.814
11	1:00.550	+1.938	11:06:05.364
12	58.791	+0.179	11:07:04.155
13	58.895	+0.283	11:08:03.050
14	1:21.335	+22.723	11:09:24.385
Best Tm: 58.612			

Lap	Lap Tm	Diff	Time of Day
(1) Russell PATERSON			
1	-:--		10:56:02.778
2	1:01.861	+2.740	10:57:04.639
3	1:00.446	+1.325	10:58:05.085
4	59.957	+0.836	10:59:05.042
5	1:00.075	+0.954	11:00:05.117
6	1:00.298	+1.177	11:01:05.415
7	1:00.773	+1.652	11:02:06.188
8	1:02.061	+2.940	11:03:08.249
9	59.188	+0.067	11:04:07.437
10	59.151	+0.030	11:05:06.588
11	1:00.025	+0.904	11:06:06.613
12	59.166	+0.045	11:07:05.779
13	59.435	+0.314	11:08:05.214
14	59.892	+0.771	11:09:05.106
15	59.121	-	11:10:04.227
Best Tm: 59.121			

Lap	Lap Tm	Diff	Time of Day
(37) Tony LEES			
1	-:--		10:56:04.983
2	1:02.649	+2.754	10:57:07.632
3	1:03.667	+3.772	10:58:11.299
4	1:01.045	+1.150	10:59:12.344
5	1:00.638	+0.743	11:00:12.982

Lap	Lap Tm	Diff	Time of Day
6	1:01.949	+2.054	11:01:14.931
7	1:00.419	+0.524	11:02:15.350
8	1:00.260	+0.365	11:03:15.610
9	1:00.404	+0.509	11:04:16.014
10	1:00.202	+0.307	11:05:16.216
11	1:00.579	+0.684	11:06:16.795
12	1:00.132	+0.237	11:07:16.927
13	1:00.026	+0.131	11:08:16.953
14	59.895	-	11:09:16.848
15	1:00.326	+0.431	11:10:17.174
Best Tm: 59.895			

Lap	Lap Tm	Diff	Time of Day
(86) Richard PLANT			
1	-:--		10:55:53.830
2	1:04.379	+4.208	10:56:58.209
3	1:01.482	+1.311	10:57:59.691
4	1:02.326	+2.155	10:59:02.017
5	1:01.265	+1.094	11:00:03.282
6	1:01.392	+1.221	11:01:04.674
7	1:00.171	-	11:02:04.845
8	1:06.126	+5.955	11:03:10.971
9	1:20.477	+20.306	11:04:31.448
10	1:02.159	+1.988	11:05:33.607
11	1:00.380	+0.209	11:06:33.987
12	1:00.888	+0.717	11:07:34.875
13	1:04.887	+4.716	11:08:39.762
Best Tm: 1:00.171			

Lap	Lap Tm	Diff	Time of Day
(68) Aly HUNTER			
1	-:--		10:56:26.855
2	1:09.188	+8.994	10:57:36.043
3	1:04.000	+3.806	10:58:40.043
4	1:03.347	+3.153	10:59:43.390
5	1:04.020	+3.826	11:00:47.410
6	1:02.476	+2.282	11:01:49.886
7	1:02.461	+2.267	11:02:52.347
8	1:01.327	+1.133	11:03:53.674
9	1:10.381	+10.187	11:05:04.055
10	1:03.010	+2.816	11:06:07.065
11	1:01.008	+0.814	11:07:08.073
12	1:00.904	+0.710	11:08:08.977
13	1:01.218	+1.024	11:09:10.195
14	1:00.194	-	11:10:10.389
Best Tm: 1:00.194			

Lap	Lap Tm	Diff	Time of Day
(49) Phillip GODDARD			
1	-:--		10:56:07.525
2	1:08.244	+6.785	10:57:15.769
3	1:03.841	+2.382	10:58:19.610
4	1:02.369	+0.910	10:59:21.979
5	1:01.594	+0.135	11:00:23.573
6	1:02.029	+0.570	11:01:25.602
7	1:03.314	+1.855	11:02:28.916
8	1:02.310	+0.851	11:03:31.226
9	1:01.459	-	11:04:32.685
10	1:06.112	+4.653	11:05:38.797
11	1:03.461	+2.002	11:06:42.258
12	1:01.851	+0.392	11:07:44.109
13	1:01.462	+0.003	11:08:45.571
14	1:11.345	+9.886	11:09:56.916

Lap	Lap Tm	Diff	Time of Day
(66) Andrew THOMPSON			
Best Tm: 1:01.459			
1	-:--		10:56:03.220
2	1:04.009	+2.302	10:57:07.229
3	1:04.149	+2.442	10:58:11.378
4	1:02.429	+0.722	10:59:13.807
5	1:01.734	+0.027	11:00:15.541
6	1:02.911	+1.204	11:01:18.452
7	1:02.327	+0.620	11:02:20.779
8	1:03.237	+1.530	11:03:24.016
9	1:04.244	+2.537	11:04:28.260
10	1:01.707	-	11:05:29.967
11	1:01.970	+0.263	11:06:31.937
12	1:01.875	+0.168	11:07:33.812
13	1:05.437	+3.730	11:08:39.249
14	1:08.102	+6.395	11:09:47.351
Best Tm: 1:01.707			

Lap	Lap Tm	Diff	Time of Day
(50) Paul BURRY			
1	-:--		10:56:05.930
2	1:04.513	+2.424	10:57:10.443
3	1:03.873	+1.784	10:58:14.316
4	1:03.159	+1.070	10:59:17.475
5	1:03.248	+1.159	11:00:20.723
6	1:04.500	+2.411	11:01:25.223
7	1:05.792	+3.703	11:02:31.015
8	1:03.227	+1.138	11:03:34.242
9	1:02.910	+0.821	11:04:37.152
10	1:02.393	+0.304	11:05:39.545
11	1:04.048	+1.959	11:06:43.593
12	1:02.748	+0.659	11:07:46.341
13	1:02.089	-	11:08:48.430
14	1:02.463	+0.374	11:09:50.893
Best Tm: 1:02.089			

Lap	Lap Tm	Diff	Time of Day
(30) Tony RIVERS			
1	-:--		10:56:12.427
2	1:05.429	+2.914	10:57:17.856
3	1:05.312	+2.797	10:58:23.168
4	1:04.428	+1.913	10:59:27.596
5	1:03.936	+1.421	11:00:31.532
6	1:05.403	+2.888	11:01:36.935
7	1:05.652	+3.137	11:02:42.587
8	1:04.370	+1.855	11:03:46.957
9	1:02.515	-	11:04:49.472
10	1:02.764	+0.249	11:05:52.236
11	1:03.470	+0.955	11:06:55.706
12	1:02.667	+0.152	11:07:58.373
13	1:02.619	+0.104	11:09:00.992
14	1:02.544	+0.029	11:10:03.536
Best Tm: 1:02.515			

Lap	Lap Tm	Diff	Time of Day
(6) Simon OREBIGANN			
1	-:--		10:55:59.119
2	1:06.462	+3.719	10:57:05.581
3	1:14.951	+12.208	10:58:20.532
4	1:05.169	+2.426	10:59:25.701

Classic Speedfair

Power Torque Morgan Championship

Knockhill 1.280 Miles

Practice 6

21/07/2007 10:55

Practice

Lap	Lap Tm	Diff	Time of Day
5	1:04.531	+1.788	11:00:30.232
6	1:03.257	+0.514	11:01:33.489
7	1:04.205	+1.462	11:02:37.694
8	1:03.151	+0.408	11:03:40.845
9	1:04.062	+1.319	11:04:44.907
10	1:03.034	+0.291	11:05:47.941
11	1:03.142	+0.399	11:06:51.083
12	1:03.294	+0.551	11:07:54.377
13	1:02.743	-	11:08:57.120
14	1:07.283	+4.540	11:10:04.403

Best Tm: 1:02.743

Lap	Lap Tm	Diff	Time of Day
4	1:14.179	+3.613	11:00:07.337
5	1:14.856	+4.290	11:01:22.193
6	1:15.794	+5.228	11:02:37.987
7	1:14.044	+3.478	11:03:52.031
8	1:15.367	+4.801	11:05:07.398
9	1:11.101	+0.535	11:06:18.499
10	1:10.566	-	11:07:29.065
11	1:11.102	+0.536	11:08:40.167
12	1:12.912	+2.346	11:09:53.079

Best Tm: 1:10.566

Lap	Lap Tm	Diff	Time of Day
-----	--------	------	-------------

(35) Chris SPRINGALL

1	-:--		10:56:25.609
2	1:08.006	+3.123	10:57:33.615
3	1:07.729	+2.846	10:58:41.344
4	1:05.410	+0.527	10:59:46.754
5	1:07.378	+2.495	11:00:54.132
6	1:05.672	+0.789	11:01:59.804
7	1:15.090	+10.207	11:03:14.894
8	1:06.419	+1.536	11:04:21.313
9	1:05.581	+0.698	11:05:26.894
10	1:04.883	-	11:06:31.777
11	1:07.007	+2.124	11:07:38.784
12	1:04.904	+0.021	11:08:43.688
13	1:05.273	+0.390	11:09:48.961

Best Tm: 1:04.883

(75) Andrew POTTER

1	-:--		10:56:29.402
2	1:11.726	+6.384	10:57:41.128
3	1:09.286	+3.944	10:58:50.414
4	1:08.222	+2.880	10:59:58.636
5	1:09.270	+3.928	11:01:07.906
6	1:07.615	+2.273	11:02:15.521
7	1:07.213	+1.871	11:03:22.734
8	1:06.735	+1.393	11:04:29.469
9	1:07.671	+2.329	11:05:37.140
10	1:07.318	+1.976	11:06:44.458
11	1:05.342	-	11:07:49.800
12	1:05.389	+0.047	11:08:55.189
13	1:11.016	+5.674	11:10:06.205

Best Tm: 1:05.342

(78) Roger WHITESIDE

1	-:--		10:56:11.869
2	1:09.833	+1.926	10:57:21.702
3	1:08.814	+0.907	10:58:30.516
4	1:07.907	-	10:59:38.423
5	1:10.514	+2.607	11:00:48.937
6	1:08.541	+0.634	11:01:57.478
7	1:34.661	+26.754	11:03:32.139

Best Tm: 1:07.907

(11) David JAMES

1	-:--		10:56:24.964
2	1:15.310	+4.744	10:57:40.274
3	1:12.884	+2.318	10:58:53.158

Classic Speedfair

Power Torque Morgan Championship

Knockhill 1.280 Miles

Race 6 - First Race

21/07/2007 15:10

Race

2

[54] Peter HORSMAN
[58.612]

4

[37] Tony LEES
[59.895]

6

[68] Aly HUNTER
[1:00.194]

8

[66] Andrew THOMPSON
[1:01.707]

10

[30] Tony RIVERS
[1:02.515]

12

[35] Chris SPRINGALL
[1:04.883]

14

[78] Roger WHITESIDE
[1:07.907]

1

[29] Keith AHLERS
[56.392]

3

[1] Russell PATERSON
[59.121]

5

[86] Richard PLANT
[1:00.171]

7

[49] Phillip GODDARD
[1:01.459]

9

[50] Paul BURRY
[1:02.089]

11

[6] Simon OREBIGANN
[1:02.743]

13

[75] Andrew POTTER
[1:05.342]

15

[11] David JAMES
[1:10.566]

1

2

3

4

5

6

7

8

Classic Speedfair

Sorted on Best Lap time

Virgin Radio Classic Rock 'Equipe' GTS

Knockhill 1.280 Miles

Practice 7

21/07/2007 11:15

Practice

Pos	No.	Name	Make/Model	CC	Class	Laps	Best Tm	Diff 1 Lap	2nd Best
1	42	Neil HOWE	Triumph TR4		5	14	1:02.747	- 14	1:03.051
2	22	Tom SMITH	MGB		4	14	1:02.892	+0.145 9	1:03.015
3	77	Richard LAWSON	MGB		4	13	1:05.145	+2.398 12	1:05.342
4	32	Barbara LAMBERT	MGB		4	13	1:05.391	+2.644 13	1:05.887
5	19	Bill KIRKPATRICK	MGB		4	12	1:05.407	+2.660 9	1:05.714
6	6	John ANDON	Triumph TR4		5	14	1:05.943	+3.196 10	1:06.295
7	68	John WILKES	MGB		4	13	1:06.241	+3.494 9	1:06.975
8	91	Norman NICOLL	TVR Grantura		4	13	1:06.347	+3.600 12	1:06.367
9	26	Stephen RADCLIFFE	MGB		4	14	1:06.442	+3.695 8	1:06.500
10	85	Stephen BOND	MGB		4	14	1:06.542	+3.795 12	1:06.579
11	46	James WILLIS	MG Midget Coupe		2	13	1:06.610	+3.863 9	1:06.932
12	15	Ron WATT	MGB		4	13	1:06.963	+4.216 7	1:06.975
13	64	Colin ELSTROP	TVR Grantura		4	13	1:07.676	+4.929 9	1:08.045
14	10	Graham COLES	MGA		4	11	1:07.710	+4.963 10	1:08.201
15	27	Bob ALLEN	MGB		4	13	1:07.861	+5.114 10	1:08.231
16	63	Graham BATES	MGB		4	13	1:08.078	+5.331 13	1:08.157
17	79	John HOPWOOD	Austin Healey Sprite		2	13	1:09.021	+6.274 10	1:09.095
18	61	Andrew BURROUGHS	MGB		4	12	1:09.470	+6.723 12	1:09.492
19	53	Martin BREWER	BRUCE		3	11	1:10.474	+7.727 10	1:10.938
20	66	Graham FORRESTER	MGB		4	13	1:10.487	+7.740 5	1:10.599
21	25	Tim PRATCHETT	MGB		4	7	1:10.669	+7.922 4	1:10.695
22	75	Pat ARCULUS	Lotus Elite		2	11	1:11.030	+8.283 4	1:11.493
23	12	Simon GURNEY	MGA Sebring		3	12	1:11.097	+8.350 11	1:11.718
24	52	Helen ELSTROP	Triumph Spitfire		2	12	1:11.594	+8.847 11	1:12.285
25	28	Clive COCKS	WSM Sprite		2	12	1:12.529	+9.782 11	1:13.754
26	13	Paul FREEMAN	MGB		4	12	1:13.055	+10.308 11	1:13.574
27	16	Brian IRELAND	MGA		3	12	1:14.510	+11.763 7	1:15.471

Classic Speedfair

Virgin Radio Classic Rock 'Equipe' GTS

Knockhill 1.280 Miles

Practice 7

21/07/2007 11:15

Practice

Lap	Lap Tm	Diff	Time of Day
(42) Neil HOWE			
1	-:--		11:14:50.777
2	1:34.331	+31.584	11:16:25.108
3	1:05.240	+2.493	11:17:30.348
4	1:04.701	+1.954	11:18:35.049
5	1:03.898	+1.151	11:19:38.947
6	1:04.131	+1.384	11:20:43.078
7	1:04.547	+1.800	11:21:47.625
8	1:03.391	+0.644	11:22:51.016
9	1:04.013	+1.266	11:23:55.029
10	1:04.416	+1.669	11:24:59.445
11	1:03.051	+0.304	11:26:02.496
12	1:03.899	+1.152	11:27:06.395
13	1:04.096	+1.349	11:28:10.491
14	1:02.747	-	11:29:13.238
Best Tm: 1:02.747			

Lap	Lap Tm	Diff	Time of Day
(22) Tom SMITH			
1	-:--		11:14:58.348
2	1:09.178	+6.286	11:16:07.526
3	1:03.584	+0.692	11:17:11.110
4	1:04.263	+1.371	11:18:15.373
5	1:05.218	+2.326	11:19:20.591
6	1:03.467	+0.575	11:20:24.058
7	1:04.191	+1.299	11:21:28.249
8	1:05.430	+2.538	11:22:33.679
9	1:02.892	-	11:23:36.571
10	1:03.015	+0.123	11:24:39.586
11	1:05.473	+2.581	11:25:45.059
12	1:05.882	+2.990	11:26:50.941
13	1:05.719	+2.827	11:27:56.660
14	1:04.236	+1.344	11:29:00.896
Best Tm: 1:02.892			

Lap	Lap Tm	Diff	Time of Day
(77) Richard LAWSON			
1	-:--		11:15:34.409
2	1:11.512	+6.367	11:16:45.921
3	1:06.199	+1.054	11:17:52.120
4	1:10.489	+5.344	11:19:02.609
5	1:06.095	+0.950	11:20:08.704
6	1:05.342	+0.197	11:21:14.046
7	1:05.688	+0.543	11:22:19.734
8	1:06.129	+0.984	11:23:25.863
9	1:06.499	+1.354	11:24:32.362
10	1:11.773	+6.628	11:25:44.135
11	1:05.950	+0.805	11:26:50.085
12	1:05.145	-	11:27:55.230
13	1:05.514	+0.369	11:29:00.744
Best Tm: 1:05.145			

Lap	Lap Tm	Diff	Time of Day
(32) Barbara LAMBERT			
1	-:--		11:14:57.348
2	1:17.041	+11.650	11:16:14.389
3	1:19.575	+14.184	11:17:33.964
4	2:08.443	+1:03.052	11:19:42.407
5	1:08.834	+3.443	11:20:51.241
6	1:06.820	+1.429	11:21:58.061
7	1:06.318	+0.927	11:23:04.379

Lap	Lap Tm	Diff	Time of Day
8	1:05.954	+0.563	11:24:10.333
9	1:06.813	+1.422	11:25:17.146
10	1:05.957	+0.566	11:26:23.103
11	1:05.887	+0.496	11:27:28.990
12	1:05.935	+0.544	11:28:34.925
13	1:05.391	-	11:29:40.316
Best Tm: 1:05.391			

Lap	Lap Tm	Diff	Time of Day
(19) Bill KIRKPATRICK			
1	-:--		11:14:59.558
2	1:09.434	+4.027	11:16:08.992
3	1:07.254	+1.847	11:17:16.246
4	1:06.335	+0.928	11:18:22.581
5	1:09.702	+4.295	11:19:32.283
6	1:05.959	+0.552	11:20:38.242
7	1:06.459	+1.052	11:21:44.701
8	1:07.176	+1.769	11:22:51.877
9	1:05.407	-	11:23:57.284
10	1:06.373	+0.966	11:25:03.657
11	1:05.714	+0.307	11:26:09.371
12	1:09.114	+3.707	11:27:18.485
Best Tm: 1:05.407			

Lap	Lap Tm	Diff	Time of Day
(6) John ANDON			
1	-:--		11:15:01.844
2	1:11.064	+5.121	11:16:12.908
3	1:08.224	+2.281	11:17:21.132
4	1:06.987	+1.044	11:18:28.119
5	1:07.865	+1.922	11:19:35.984
6	1:07.118	+1.175	11:20:43.102
7	1:07.625	+1.682	11:21:50.727
8	1:06.309	+0.366	11:22:57.036
9	1:07.217	+1.274	11:24:04.253
10	1:05.943	-	11:25:10.196
11	1:06.808	+0.865	11:26:17.004
12	1:06.560	+0.617	11:27:23.564
13	1:06.946	+1.003	11:28:30.510
14	1:06.295	+0.352	11:29:36.805
Best Tm: 1:05.943			

Lap	Lap Tm	Diff	Time of Day
(68) John WILKES			
1	-:--		11:15:03.840
2	1:11.676	+5.435	11:16:15.516
3	1:07.231	+0.990	11:17:22.747
4	1:07.479	+1.238	11:18:30.226
5	1:09.905	+3.664	11:19:40.131
6	1:12.321	+6.080	11:20:52.452
7	1:08.328	+2.087	11:22:00.780
8	1:07.194	+0.953	11:23:07.974
9	1:06.241	-	11:24:14.215
10	1:08.659	+2.418	11:25:22.874
11	1:07.147	+0.906	11:26:30.021
12	1:09.713	+3.472	11:27:39.734
13	1:06.975	+0.734	11:28:46.709
Best Tm: 1:06.241			

Lap	Lap Tm	Diff	Time of Day
(91) Norman NICOLL			
1	-:--		11:14:51.644

Lap	Lap Tm	Diff	Time of Day
2	1:06.639	+0.292	11:15:58.283
3	1:06.630	+0.283	11:17:04.913
4	1:09.051	+2.704	11:18:13.964
5	1:06.824	+0.477	11:19:20.788
6	1:06.970	+0.623	11:20:27.758
7	1:07.130	+0.783	11:21:34.888
8	1:11.524	+5.177	11:22:46.412
9	2:15.323	+1:08.976	11:25:01.735
10	1:07.120	+0.773	11:26:08.855
11	1:07.062	+0.715	11:27:15.917
12	1:06.347	-	11:28:22.264
13	1:06.367	+0.020	11:29:28.631
Best Tm: 1:06.347			

Lap	Lap Tm	Diff	Time of Day
(26) Stephen RADCLIFFE			
1	-:--		11:14:57.001
2	1:09.779	+3.337	11:16:06.780
3	1:07.154	+0.712	11:17:13.934
4	1:08.339	+1.897	11:18:22.273
5	1:12.447	+6.005	11:19:34.720
6	1:06.500	+0.058	11:20:41.220
7	1:07.452	+1.010	11:21:48.672
8	1:06.442	-	11:22:55.114
9	1:07.436	+0.994	11:24:02.550
10	1:06.562	+0.120	11:25:09.112
11	1:08.102	+1.660	11:26:17.214
12	1:07.637	+1.195	11:27:24.851
13	1:07.625	+1.183	11:28:32.476
14	1:06.852	+0.410	11:29:39.328
Best Tm: 1:06.442			

Lap	Lap Tm	Diff	Time of Day
(85) Stephen BOND			
1	-:--		11:14:56.764
2	1:10.592	+4.050	11:16:07.356
3	1:09.160	+2.618	11:17:16.516
4	1:07.301	+0.759	11:18:23.817
5	1:11.324	+4.782	11:19:35.141
6	1:07.659	+1.117	11:20:42.800
7	1:10.740	+4.198	11:21:53.540
8	1:09.146	+2.604	11:23:02.686
9	1:07.439	+0.897	11:24:10.125
10	1:06.787	+0.245	11:25:16.912
11	1:07.323	+0.781	11:26:24.235
12	1:06.542	-	11:27:30.777
13	1:06.579	+0.037	11:28:37.356
14	1:08.998	+2.456	11:29:46.354
Best Tm: 1:06.542			

Lap	Lap Tm	Diff	Time of Day
(46) James WILLIS			
1	-:--		11:15:46.030
2	1:11.496	+4.886	11:16:57.526
3	1:08.313	+1.703	11:18:05.839
4	1:07.903	+1.293	11:19:13.742
5	1:08.056	+1.446	11:20:21.798
6	1:07.101	+0.491	11:21:28.899
7	1:07.655	+1.045	11:22:36.554
8	1:08.570	+1.960	11:23:45.124
9	1:06.610	-	11:24:51.734
10	1:06.932	+0.322	11:25:58.666
11	1:07.294	+0.684	11:27:05.960

Printed: 22/07/2007 09:29:29

British Motorsports Automatic Race Timing (SMART)

Chief Timekeeper - Ian Sharp

Orbits 3

Clerk of the Course

www.amb-it.com

Sig. Time

www.mylaps.com

Results can be downloaded at www.smart-timing.co.uk

Classic Speedfair

Virgin Radio Classic Rock 'Equipe' GTS

Knockhill 1.280 Miles

Practice 7

21/07/2007 11:15

Practice

Lap	Lap Tm	Diff	Time of Day
12	1:07.876	+1.266	11:28:13.836
13	1:07.069	+0.459	11:29:20.905
Best Tm: 1:06.610			

(15) Ron WATT

1	-:---		11:15:06.525
2	1:12.404	+5.441	11:16:18.929
3	1:09.923	+2.960	11:17:28.852
4	1:07.983	+1.020	11:18:36.835
5	1:06.975	+0.012	11:19:43.810
6	1:08.514	+1.551	11:20:52.324
7	1:06.963	-	11:21:59.287
8	1:07.256	+0.293	11:23:06.543
9	1:07.212	+0.249	11:24:13.755
10	1:09.796	+2.833	11:25:23.551
11	1:07.349	+0.386	11:26:30.900
12	1:08.968	+2.005	11:27:39.868
13	1:07.394	+0.431	11:28:47.262
Best Tm: 1:06.963			

(64) Colin ELSTROP

1	-:---		11:15:32.281
2	1:17.681	+10.005	11:16:49.962
3	1:11.491	+3.815	11:18:01.453
4	1:11.003	+3.327	11:19:12.456
5	1:11.892	+4.216	11:20:24.348
6	1:16.274	+8.598	11:21:40.622
7	1:11.228	+3.552	11:22:51.850
8	1:08.687	+1.011	11:24:00.537
9	1:07.676	-	11:25:08.213
10	1:10.097	+2.421	11:26:18.310
11	1:08.045	+0.369	11:27:26.355
12	1:11.161	+3.485	11:28:37.516
13	1:12.233	+4.557	11:29:49.749
Best Tm: 1:07.676			

(10) Graham COLES

1	-:---		11:15:43.413
2	1:19.055	+11.345	11:17:02.468
3	1:17.145	+9.435	11:18:19.613
4	1:17.559	+9.849	11:19:37.172
5	1:23.288	+15.578	11:21:00.460
6	2:23.966	+1:16.256	11:23:24.426
7	1:09.538	+1.828	11:24:33.964
8	1:12.898	+5.188	11:25:46.862
9	1:08.201	+0.491	11:26:55.063
10	1:07.710	-	11:28:02.773
11	1:08.405	+0.695	11:29:11.178
Best Tm: 1:07.710			

(27) Bob ALLEN

1	-:---		11:15:01.807
2	1:13.595	+5.734	11:16:15.402
3	1:15.080	+7.219	11:17:30.482
4	1:09.538	+1.677	11:18:40.020
5	1:08.231	+0.370	11:19:48.251
6	1:09.651	+1.790	11:20:57.902
7	1:08.288	+0.427	11:22:06.190

Lap	Lap Tm	Diff	Time of Day
8	1:08.439	+0.578	11:23:14.629
9	1:10.562	+2.701	11:24:25.191
10	1:07.861	-	11:25:33.052
11	1:08.954	+1.093	11:26:42.006
12	1:09.069	+1.208	11:27:51.075
13	1:10.229	+2.368	11:29:01.304
Best Tm: 1:07.861			

(63) Graham BATES

1	-:---		11:15:11.110
2	1:13.251	+5.173	11:16:24.361
3	1:11.227	+3.149	11:17:35.588
4	1:10.637	+2.559	11:18:46.225
5	1:08.854	+0.776	11:19:55.079
6	1:09.204	+1.126	11:21:04.283
7	1:09.488	+1.410	11:22:13.771
8	1:09.021	+0.943	11:23:22.792
9	1:08.597	+0.519	11:24:31.389
10	1:08.157	+0.079	11:25:39.546
11	1:10.759	+2.681	11:26:50.305
12	1:08.315	+0.237	11:27:58.620
13	1:08.078	-	11:29:06.698
Best Tm: 1:08.078			

(79) John HOPWOOD

1	-:---		11:15:24.638
2	1:14.683	+5.662	11:16:39.321
3	1:11.971	+2.950	11:17:51.292
4	1:13.829	+4.808	11:19:05.121
5	1:09.822	+0.801	11:20:14.943
6	1:10.401	+1.380	11:21:25.344
7	1:09.414	+0.393	11:22:34.758
8	1:10.660	+1.639	11:23:45.418
9	1:09.665	+0.644	11:24:55.083
10	1:09.021	-	11:26:04.104
11	1:09.834	+0.813	11:27:13.938
12	1:09.095	+0.074	11:28:23.033
13	1:12.659	+3.638	11:29:35.692
Best Tm: 1:09.021			

(61) Andrew BURROUGHS

1	-:---		11:15:49.359
2	1:13.352	+3.882	11:17:02.711
3	1:14.736	+5.266	11:18:17.447
4	1:10.416	+0.946	11:19:27.863
5	1:10.483	+1.013	11:20:38.346
6	1:12.353	+2.883	11:21:50.699
7	1:13.243	+3.773	11:23:03.942
8	1:11.819	+2.349	11:24:15.761
9	1:10.031	+0.561	11:25:25.792
10	1:11.769	+2.299	11:26:37.561
11	1:09.492	+0.022	11:27:47.053
12	1:09.470	-	11:28:56.523
Best Tm: 1:09.470			

(53) Martin BREWER

1	-:---		11:15:35.588
2	1:14.503	+4.029	11:16:50.091

Lap	Lap Tm	Diff	Time of Day
3	1:13.894	+3.420	11:18:03.985
4	1:12.288	+1.814	11:19:16.273
5	1:10.938	+0.464	11:20:27.211
6	1:15.442	+4.968	11:21:42.653
7	2:51.214	+1:40.740	11:24:33.867
8	1:16.180	+5.706	11:25:50.047
9	1:11.714	+1.240	11:27:01.761
10	1:10.474	-	11:28:12.235
11	1:19.143	+8.669	11:29:31.378
Best Tm: 1:10.474			

(66) Graham FORRESTER

1	-:---		11:15:25.682
2	1:13.211	+2.724	11:16:38.893
3	1:11.909	+1.422	11:17:50.802
4	1:13.196	+2.709	11:19:03.998
5	1:10.487	-	11:20:14.485
6	1:11.638	+1.151	11:21:26.123
7	1:11.712	+1.225	11:22:37.835
8	1:10.599	+0.112	11:23:48.434
9	1:10.641	+0.154	11:24:59.075
10	1:12.147	+1.660	11:26:11.222
11	1:10.637	+0.150	11:27:21.859
12	1:14.198	+3.711	11:28:36.057
13	1:12.779	+2.292	11:29:48.836
Best Tm: 1:10.487			

(25) Tim PRATCHETT

1	-:---		11:15:18.407
2	1:18.746	+8.077	11:16:37.153
3	1:10.948	+0.279	11:17:48.101
4	1:10.669	-	11:18:58.770
5	1:15.926	+5.257	11:20:14.696
6	7:26.657	+6:15.988	11:27:41.353
7	1:10.695	+0.026	11:28:52.048
Best Tm: 1:10.669			

(75) Pat ARCULUS

1	-:---		11:15:16.586
2	1:14.131	+3.101	11:16:30.717
3	1:11.493	+0.463	11:17:42.210
4	1:11.030	-	11:18:53.240
5	2:56.255	+1:45.225	11:21:49.495
6	1:19.712	+8.682	11:23:09.207
7	1:19.229	+8.199	11:24:28.436
8	1:20.142	+9.112	11:25:48.578
9	1:16.676	+5.646	11:27:05.254
10	1:15.899	+4.869	11:28:21.153
11	1:18.615	+7.585	11:29:39.768
Best Tm: 1:11.030			

(12) Simon GURNEY

1	-:---		11:15:44.789
2	1:19.240	+8.143	11:17:04.029
3	1:16.482	+5.385	11:18:20.511
4	1:16.142	+5.045	11:19:36.653
5	1:12.516	+1.419	11:20:49.169
6	1:11.740	+0.643	11:22:00.909

Printed: 22/07/2007 09:29:29

British Motorsports Automatic Race Timing (SMART)

Chief Timekeeper - Ian Sharp

Orbits 3

Clerk of the Course

www.amb-it.com

Sig.

Time

www.mylaps.com

Results can be downloaded at www.smart-timing.co.uk

Page 2/3

Classic Speedfair

Virgin Radio Classic Rock 'Equipe' GTS

Knockhill 1.280 Miles

Practice 7

21/07/2007 11:15

Practice

Lap	Lap Tm	Diff	Time of Day
7	1:11.842	+0.745	11:23:12.751
8	1:14.342	+3.245	11:24:27.093
9	1:11.718	+0.621	11:25:38.811
10	1:12.916	+1.819	11:26:51.727
11	1:11.097	-	11:28:02.824
12	1:12.695	+1.598	11:29:15.519

Best Tm: 1:11.097

Lap	Lap Tm	Diff	Time of Day
5	1:15.696	+1.186	11:20:59.185
6	1:15.775	+1.265	11:22:14.960
7	1:14.510	-	11:23:29.470
8	1:15.471	+0.961	11:24:44.941
9	1:15.939	+1.429	11:26:00.880
10	1:16.461	+1.951	11:27:17.341
11	1:17.031	+2.521	11:28:34.372
12	1:21.243	+6.733	11:29:55.615

Best Tm: 1:14.510

Lap	Lap Tm	Diff	Time of Day
-----	--------	------	-------------

(52) Helen ELSTROP

1	-:--		11:15:40.019
2	1:16.853	+5.259	11:16:56.872
3	1:14.826	+3.232	11:18:11.698
4	1:16.700	+5.106	11:19:28.398
5	1:14.348	+2.754	11:20:42.746
6	1:12.829	+1.235	11:21:55.575
7	1:14.847	+3.253	11:23:10.422
8	1:13.949	+2.355	11:24:24.371
9	1:13.561	+1.967	11:25:37.932
10	1:12.285	+0.691	11:26:50.217
11	1:11.594	-	11:28:01.811
12	1:13.239	+1.645	11:29:15.050

Best Tm: 1:11.594

(28) Clive COCKS

1	-:--		11:15:16.938
2	1:16.838	+4.309	11:16:33.776
3	1:15.768	+3.239	11:17:49.544
4	1:16.145	+3.616	11:19:05.689
5	1:15.470	+2.941	11:20:21.159
6	1:17.800	+5.271	11:21:38.959
7	1:14.587	+2.058	11:22:53.546
8	1:17.639	+5.110	11:24:11.185
9	1:13.754	+1.225	11:25:24.939
10	1:13.857	+1.328	11:26:38.796
11	1:12.529	-	11:27:51.325
12	1:13.870	+1.341	11:29:05.195

Best Tm: 1:12.529

(13) Paul FREEMAN

1	-:--		11:15:40.622
2	1:18.959	+5.904	11:16:59.581
3	1:21.617	+8.562	11:18:21.198
4	1:19.748	+6.693	11:19:40.946
5	1:17.213	+4.158	11:20:58.159
6	1:15.394	+2.339	11:22:13.553
7	1:13.914	+0.859	11:23:27.467
8	1:13.691	+0.636	11:24:41.158
9	1:13.574	+0.519	11:25:54.732
10	1:14.141	+1.086	11:27:08.873
11	1:13.055	-	11:28:21.928
12	1:14.305	+1.250	11:29:36.233

Best Tm: 1:13.055

(16) Brian IRELAND

1	-:--		11:15:49.775
2	1:18.083	+3.573	11:17:07.858
3	1:18.276	+3.766	11:18:26.134
4	1:17.355	+2.845	11:19:43.489

Classic Speedfair

Virgin Radio Classic Rock 'Equipe' GTS

Knockhill 1.280 Miles

Race 2 - First Race

21/07/2007 13:00

Race

2

[22] Tom SMITH
[1:02.892]

4

[32] Barbara LAMBERT
[1:05.391]

6

[6] John ANDON
[1:05.943]

8

[91] Norman NICOLL
[1:06.347]

10

[85] Stephen BOND
[1:06.542]

12

[15] Ron WATT
[1:06.963]

14

[10] Graham COLES
[1:07.710]

16

[63] Graham BATES
[1:08.078]

18

[61] Andrew BURROUGHS
[1:09.470]

20

[66] Graham FORRESTER
[1:10.487]

22

[75] Pat ARCULUS
[1:11.030]

24

[52] Helen ELSTROP
[1:11.594]

26

[13] Paul FREEMAN
[1:13.055]

1

[42] Neil HOWE
[1:02.747]

3

[77] Richard LAWSON
[1:05.145]

5

[19] Bill KIRKPATRICK
[1:05.407]

7

[68] John WILKES
[1:06.241]

9

[26] Stephen RADCLIFFE
[1:06.442]

11

[46] James WILLIS
[1:06.610]

13

[64] Colin ELSTROP
[1:07.676]

15

[27] Bob ALLEN
[1:07.861]

17

[79] John HOPWOOD
[1:09.021]

19

[53] Martin BREWER
[1:10.474]

21

[25] Tim PRATCHETT
[1:10.669]

23

[12] Simon GURNEY
[1:11.097]

25

[28] Clive COCKS
[1:12.529]

27

[16] Brian IRELAND
[1:14.510]

1

2

3

4

5

6

7

8

9

10

11

12

13

14

Classic Speedfair

Sorted on Laps

Irish Formula Ford Championship

Knockhill 1.280 Miles

Race 21 - Race 1 Restart

21/07/2007 12:50

Race

Pos	No.	Name	Make/Model	CC	Class C	Laps	Total Tm	Diff	Avg. Speed	Best Tm 1 Lap	Lap
1	46	Wayne BOYD	Van Diemen RF92	1600	IFF	5	4:41.527	-	81.839	55.558	2
2	79	Joe TANNER	Swift SC95	1600	IFF	5	4:44.607	+3.080	80.953	55.852	5
3	35	Robert GREGAN	Swift SC92	1600	IFF	5	4:45.407	+3.880	80.727	56.189	4
4	22	Peter BARRABLE	Ray GR06	1600	IFF	5	4:45.556	+4.029	80.684	55.613	5
5	50	James COLE	Van Diemen	1600	IFF	5	4:46.512	+4.985	80.415	55.837	5
6	26	Neville SMITH	Ray GR07	1600	IFF	5	4:49.093	+7.566	79.697	56.167	4
7	19	Patrick McKENNA	Ray GR07	1600	IFF	5	4:50.087	+8.560	79.424	56.171	5
8	21	Rory BARRABLE	Swift SC92	1600	IFF	5	4:50.196	+8.669	79.394	55.843	2
9	15	John FERGUSON	Raynard FF88	1600	IFF	5	4:51.205	+9.678	79.119	56.232	5
10	39	Noel CAREY	Ray GR06	1600	IFF	5	4:55.481	+13.954	77.974	56.202	5
11	97	Jimmy DOUGAN	Mondiale M88S	1600	IFF	5	4:59.732	+18.205	76.868	58.307	5
12	20	Norman DIXON	Crossle 32F	1600	IFF	5	5:00.873	+19.346	76.577	58.179	2
13	90	Henry CAMPBELL	Reynard FF84	1600	IFF	5	5:04.926	+23.399	75.559	58.028	4
14	92	Bernard BAXTER	Crossle 32F	1600	IFF	5	5:08.109	+26.582	74.779	58.015	3
15	77	Brendan DUGGAN	Van Diemen RF87	1600	IFF	5	5:10.640	+29.113	74.169	59.326	5
16	95	Richard YOUNG	Crossle 55F	1600	IFF	5	5:14.362	+32.835	73.291	1:00.644	4
17	4	Norman THOMPSON	Van Diemen RF86	1600	IFF	5	5:18.481	+36.954	72.343	1:00.919	2

Not classified

DNS	8	Paul DAGG	Van Diemen RF92	1600	IFF	0	-.-.-	-	-	-.-.-	0
DNS	9	John STEWART	Raynard FF84	1600	IFF	0	-.-.-	-	-	-.-.-	0
DNS	12	Noel DUNNE	Van Diemen RF92	1600	IFF	0	-.-.-	-	-	-.-.-	0
DNS	16	Hugh GRAHAM	Reynard FF84	1600	IFF	0	-.-.-	-	-	-.-.-	0

Announcements

Red Flag Lap 7 - Race restarted over 5 laps.

New Track Record (55.558) for Irish FF1600 by Wayne BOYD.

Margin of Victory	Avg. Speed	Best Lap Tm	Best Spd	Best Lap by
+3.080	81.839	55.558	82.940	[46] Wayne BOYD

Printed: 21/07/2007 20:42:58

ih Motorsport Automatic Race Timing (SMART)

Chief Timekeeper - Ian Sharp

Orbits 3

Clerk of the Course

www.amb-it.com

Sig.

Time

www.mylaps.com

Results can be downloaded at www.smart-timing.co.uk

Page 1/1

Classic Speedfair

Irish Formula Ford Championship

Knockhill 1.280 Miles

Race 21 - Race 1 Restart

21/07/2007 12:50

Race

Lap Lap Tm Diff Time of Day

(46) Wayne BOYD

1	-:--	-	13:06:47.017
2	55.558	-	13:07:42.575
3	55.804	+0.246	13:08:38.379
4	55.804	+0.246	13:09:34.183
5	56.035	+0.477	13:10:30.218
Best Tm: 55.558			

(79) Joe TANNER

1	-:--	-	13:06:48.806
2	56.006	+0.154	13:07:44.812
3	56.356	+0.504	13:08:41.168
4	56.278	+0.426	13:09:37.446
5	55.852	-	13:10:33.298
Best Tm: 55.852			

(35) Robert GREGAN

1	-:--	-	13:06:48.515
2	56.235	+0.046	13:07:44.750
3	56.920	+0.731	13:08:41.670
4	56.189	-	13:09:37.859
5	56.239	+0.050	13:10:34.098
Best Tm: 56.189			

(22) Peter BARRABLE

1	-:--	-	13:06:49.985
2	56.176	+0.563	13:07:46.161
3	56.119	+0.506	13:08:42.280
4	56.354	+0.741	13:09:38.634
5	55.613	-	13:10:34.247
Best Tm: 55.613			

(50) James COLE

1	-:--	-	13:06:50.640
2	56.355	+0.518	13:07:46.995
3	56.121	+0.284	13:08:43.116
4	56.250	+0.413	13:09:39.366
5	55.837	-	13:10:35.203
Best Tm: 55.837			

(26) Neville SMITH

1	-:--	-	13:06:51.910
2	56.681	+0.514	13:07:48.591
3	56.358	+0.191	13:08:44.949
4	56.167	-	13:09:41.116
5	56.668	+0.501	13:10:37.784
Best Tm: 56.167			

(19) Patrick McKENNA

1	-:--	-	13:06:51.646
2	57.813	+1.642	13:07:49.459
3	56.179	+0.008	13:08:45.638

Lap Lap Tm Diff Time of Day

4	56.969	+0.798	13:09:42.607
5	56.171	-	13:10:38.778
Best Tm: 56.171			

(21) Rory BARRABLE

1	-:--	-	13:06:49.549
2	55.843	-	13:07:45.392
3	56.479	+0.636	13:08:41.871
4	58.291	+2.448	13:09:40.162
5	58.725	+2.882	13:10:38.887
Best Tm: 55.843			

(15) John FERGUSON

1	-:--	-	13:06:51.694
2	57.430	+1.198	13:07:49.124
3	56.275	+0.043	13:08:45.399
4	58.265	+2.033	13:09:43.664
5	56.232	-	13:10:39.896
Best Tm: 56.232			

(39) Noel CAREY

1	-:--	-	13:06:56.639
2	58.429	+2.227	13:07:55.068
3	56.247	+0.045	13:08:51.315
4	56.655	+0.453	13:09:47.970
5	56.202	-	13:10:44.172
Best Tm: 56.202			

(97) Jimmy DOUGAN

1	-:--	-	13:06:54.158
2	58.390	+0.083	13:07:52.548
3	58.411	+0.104	13:08:50.959
4	59.157	+0.850	13:09:50.116
5	58.307	-	13:10:48.423
Best Tm: 58.307			

(20) Norman DIXON

1	-:--	-	13:06:55.044
2	58.179	-	13:07:53.223
3	58.658	+0.479	13:08:51.881
4	59.039	+0.860	13:09:50.920
5	58.644	+0.465	13:10:49.564
Best Tm: 58.179			

(90) Henry CAMPBELL

1	-:--	-	13:06:56.274
2	59.628	+1.600	13:07:55.902
3	58.413	+0.385	13:08:54.315
4	58.028	-	13:09:52.343
5	1:01.274	+3.246	13:10:53.617
Best Tm: 58.028			

(92) Bernard BAXTER

Lap Lap Tm Diff Time of Day

1	-:--	-	13:06:55.816
2	59.737	+1.722	13:07:55.553
3	58.015	-	13:08:53.568
4	58.263	+0.248	13:09:51.831
5	1:04.969	+6.954	13:10:56.800
Best Tm: 58.015			

(77) Brendan DUGGAN

1	-:--	-	13:06:58.353
2	1:01.070	+1.744	13:07:59.423
3	1:00.750	+1.424	13:09:00.173
4	59.832	+0.506	13:10:00.005
5	59.326	-	13:10:59.331
Best Tm: 59.326			

(95) Richard YOUNG

1	-:--	-	13:06:59.431
2	1:01.578	+0.934	13:08:01.009
3	1:00.726	+0.082	13:09:01.735
4	1:00.644	-	13:10:02.379
5	1:00.674	+0.030	13:11:03.053
Best Tm: 1:00.644			

(4) Norman THOMPSON

1	-:--	-	13:06:57.625
2	1:00.919	-	13:07:58.544
3	1:01.966	+1.047	13:09:00.510
4	1:05.231	+4.312	13:10:05.741
5	1:01.431	+0.512	13:11:07.172
Best Tm: 1:00.919			

(8) Paul DAGG

Best Tm: -:--			
---------------	--	--	--

(9) John STEWART

Best Tm: -:--			
---------------	--	--	--


(12) Noel DUNNE

Best Tm: -:--			
---------------	--	--	--

(16) Hugh GRAHAM

Best Tm: -:--			
---------------	--	--	--

Race



Competitors	Laps				
	1	2	3	4	5
Wayne BOYD (46)	1	46	46	46	46
Robert GREGAN (35)	2	35	35	79	79
Joe TANNER (79)	3	79	79	35	35
Rory BARRABLE (21)	4	21	21	21	22
Peter BARRABLE (22)	5	22	22	22	50
James COLE (50)	6	50	50	50	21
Patrick McKENNA (19)	7	19	26	26	19
John FERGUSON (15)	8	15	15	15	19
Neville SMITH (26)	9	26	19	19	15
Jimmy DOUGAN (97)	10	97	97	97	39
Norman DIXON (20)	11	20	20	39	97
Bernard BAXTER (92)	12	92	39	20	20
Henry CAMPBELL (90)	13	90	92	92	90
Noel CAREY (39)	14	39	90	90	92
Norman THOMPSON (4)	15	4	4	77	77
Brendan DUGGAN (77)	16	77	77	4	95
Richard YOUNG (95)	17	95	95	95	4
-	18				
-	19				
-	20				
-	21				

Classic Speedfair

Sorted on Laps

Virgin Radio Classic Rock 'Equipe' GTS

Knockhill 1.280 Miles

Race 2 - First Race

21/07/2007 13:00

Race

Pos	No.	Name	Make/Model	CC	Class C	Laps	Total Tm	Diff	Avg. Speed	Best Tm 1 Lap	Laps
1	22	Tom SMITH	MGB		4	21	22:34.070	-	71.465	1:03.023	2
2	42	Neil HOWE	Triumph TR4		5	21	23:15.485	+41.415	69.344	1:04.569	15
3	77	Richard LAWSON	MGB		4	21	23:25.366	+51.296	68.856	1:05.334	12
4	19	Bill KIRKPATRICK	MGB		4	21	23:33.885	+59.815	68.441	1:05.344	2
5	6	John ANDON	Triumph TR4		5	20	22:41.320	1 Lap	67.699	1:06.034	13
6	91	Norman NICOLL	TVR Grantura		4	20	22:48.382	+7.062	67.350	1:05.830	4
7	26	Stephen RADCLIFFE	MGB		4	20	22:51.811	+10.491	67.181	1:06.367	4
8	46	James WILLIS	MG Midget Coupe		2	20	22:55.902	+14.582	66.981	1:06.608	8
9	15	Ron WATT	MGB		4	20	22:55.979	+14.659	66.978	1:07.013	2
10	64	Colin ELSTROP	TVR Grantura		4	20	23:12.832	+31.512	66.167	1:07.259	8
11	85	Stephen BOND	MGB		4	20	23:14.864	+33.544	66.071	1:07.132	14
12	68	John WILKES	MGB		4	20	23:27.742	+46.422	65.466	1:06.286	4
13	79	John HOPWOOD	Austin Healey Sprite		2	20	23:41.639	1:00.319	64.827	1:08.261	12
14	27	Bob ALLEN	MGB		4	19	22:17.884	2 Laps	65.441	1:07.857	14
15	61	Andrew BURROUGHS	MGB		4	19	22:51.746	+33.862	63.825	1:09.497	13
16	53	Martin BREWER	BRUCE		3	19	23:17.766	+59.882	62.637	1:11.120	14
17	66	Graham FORRESTER	MGB		4	19	23:17.911	1:00.027	62.631	1:09.635	12
18	52	Helen ELSTROP	Triumph Spitfire		2	19	23:38.926	1:21.042	61.703	1:11.249	4
19	32	Barbara LAMBERT	MGB		4	18	22:15.426	3 Laps	62.110	1:12.662	10
20	12	Simon GURNEY	MGA Sebring		3	18	22:18.150	+2.724	61.984	1:11.890	4
21	28	Clive COCKS	WSM Sprite		2	18	22:53.500	+38.074	60.389	1:11.603	10
22	16	Brian IRELAND	MGA		3	18	23:15.148	+59.722	59.452	1:14.406	3
23	13	Paul FREEMAN	MGB		4	18	23:42.095	1:26.669	58.325	1:12.557	4
24	75	Pat ARCULUS	Lotus Elite		2	17	22:26.492	4 Laps	58.178	1:14.696	3
25	25	Tim PRATCHETT	MGB		4	7	22:57.440	14 Laps	23.417	1:12.430	2

Not classified

DNF	63	Graham BATES	MGB		4	2	3:23.308	-	45.330	2:03.126	2
DQ	10	Graham COLES	MGA		4	17	22:12.109	-	58.806	1:14.497	3

Announcements

- New Track Record (1:03.023) for Equipe GTS (4) by Tom SMITH.
- New Track Record (1:04.569) for Equipe GTS (5) by Neil HOWE.
- New Track Record (1:06.608) for Equipe GTS (2) by James WILLIS.
- New Track Record (1:11.120) for Equipe GTS (3) by Martin BREWER.
- Red flag on Lap 22 - Results declared at 21 laps.

Margin of Victory	Avg. Speed	Best Lap Tm	Best Spd	Best Lap by
+41.415	71.465	1:03.023	73.116	[22] Tom SMITH

Printed: 22/07/2007 09:30:38

1 Motorsports Automatic Race Timing (SMART)

Chief Timekeeper - Ian Sharp

Orbits 3

Clerk of the Course

www.amb-it.com

Sig.

Time

www.mylaps.com

Results can be downloaded at www.smart-timing.co.uk

Classic Speedfair

Virgin Radio Classic Rock 'Equipe' GTS

Knockhill 1.280 Miles

Race 2 - First Race

21/07/2007 13:00

Race

Lap	Lap Tm	Diff	Time of Day
(22) Tom SMITH			
1	-:--		13:27:45.465
2	1:03.023	-	13:28:48.488
3	1:03.646	+0.623	13:29:52.134
4	1:03.598	+0.575	13:30:55.732
5	1:03.126	+0.103	13:31:58.858
6	1:05.440	+2.417	13:33:04.298
7	1:03.934	+0.911	13:34:08.232
8	1:03.521	+0.498	13:35:11.753
9	1:03.706	+0.683	13:36:15.459
10	1:04.248	+1.225	13:37:19.707
11	1:03.453	+0.430	13:38:23.160
12	1:04.385	+1.362	13:39:27.545
13	1:03.741	+0.718	13:40:31.286
14	1:04.118	+1.095	13:41:35.404
15	1:06.319	+3.296	13:42:41.723
16	1:04.250	+1.227	13:43:45.973
17	1:04.285	+1.262	13:44:50.258
18	1:04.306	+1.283	13:45:54.564
19	1:04.484	+1.461	13:46:59.048
20	1:07.325	+4.302	13:48:06.373
21	1:06.907	+3.884	13:49:13.280
Best Tm: 1:03.023			

Lap	Lap Tm	Diff	Time of Day
(42) Neil HOWE			
1	-:--		13:27:48.236
2	1:05.543	+0.974	13:28:53.779
3	1:04.718	+0.149	13:29:58.497
4	1:04.854	+0.285	13:31:03.351
5	1:05.795	+1.226	13:32:09.146
6	1:05.509	+0.940	13:33:14.655
7	1:06.378	+1.809	13:34:21.033
8	1:05.401	+0.832	13:35:26.434
9	1:06.253	+1.684	13:36:32.687
10	1:04.755	+0.186	13:37:37.442
11	1:05.812	+1.243	13:38:43.254
12	1:07.021	+2.452	13:39:50.275
13	1:05.023	+0.454	13:40:55.298
14	1:05.661	+1.092	13:42:00.959
15	1:04.569	-	13:43:05.528
16	1:05.406	+0.837	13:44:10.934
17	1:07.265	+2.696	13:45:18.199
18	1:06.212	+1.643	13:46:24.411
19	1:06.903	+2.334	13:47:31.314
20	1:13.248	+8.679	13:48:44.562
21	1:10.133	+5.564	13:49:54.695
Best Tm: 1:04.569			

Lap	Lap Tm	Diff	Time of Day
(77) Richard LAWSON			
1	-:--		13:27:49.230
2	1:05.780	+0.446	13:28:55.010
3	1:06.206	+0.872	13:30:01.216
4	1:05.605	+0.271	13:31:06.821
5	1:05.568	+0.234	13:32:12.389
6	1:05.470	+0.136	13:33:17.859
7	1:06.094	+0.760	13:34:23.953
8	1:05.865	+0.531	13:35:29.818
9	1:06.495	+1.161	13:36:36.313
10	1:06.643	+1.309	13:37:42.956
11	1:05.665	+0.331	13:38:48.621

Lap	Lap Tm	Diff	Time of Day
12	1:05.334	-	13:39:53.955
13	1:05.813	+0.479	13:40:59.768
14	1:06.245	+0.911	13:42:06.013
15	1:05.635	+0.301	13:43:11.648
16	1:05.703	+0.369	13:44:17.351
17	1:07.650	+2.316	13:45:25.001
18	1:06.991	+1.657	13:46:31.992
19	1:09.197	+3.863	13:47:41.189
20	1:12.017	+6.683	13:48:53.206
21	1:11.370	+6.036	13:50:04.576
Best Tm: 1:05.334			

Lap	Lap Tm	Diff	Time of Day
(19) Bill KIRKPATRICK			
1	-:--		13:27:49.852
2	1:05.344	-	13:28:55.196
3	1:06.208	+0.864	13:30:01.404
4	1:05.854	+0.510	13:31:07.258
5	1:05.445	+0.101	13:32:12.703
6	1:05.770	+0.426	13:33:18.473
7	1:07.399	+2.055	13:34:25.872
8	1:05.920	+0.576	13:35:31.792
9	1:06.431	+1.087	13:36:38.223
10	1:08.321	+2.977	13:37:46.544
11	1:05.555	+0.211	13:38:52.099
12	1:05.822	+0.478	13:39:57.921
13	1:06.164	+0.820	13:41:04.085
14	1:05.695	+0.351	13:42:09.780
15	1:05.839	+0.495	13:43:15.619
16	1:05.811	+0.467	13:44:21.430
17	1:07.358	+2.014	13:45:28.788
18	1:09.444	+4.100	13:46:38.232
19	1:07.640	+2.296	13:47:45.872
20	1:09.391	+4.047	13:48:55.263
21	1:17.832	+12.488	13:50:13.095
Best Tm: 1:05.344			

Lap	Lap Tm	Diff	Time of Day
(6) John ANDON			
1	-:--		13:27:51.337
2	1:06.829	+0.795	13:28:58.166
3	1:06.036	+0.002	13:30:04.202
4	1:06.771	+0.737	13:31:10.973
5	1:07.238	+1.204	13:32:18.211
6	1:06.701	+0.667	13:33:24.912
7	1:07.762	+1.728	13:34:32.674
8	1:07.248	+1.214	13:35:39.922
9	1:06.873	+0.839	13:36:46.795
10	1:07.212	+1.178	13:37:54.007
11	1:08.084	+2.050	13:39:02.091
12	1:07.173	+1.139	13:40:09.264
13	1:06.034	-	13:41:15.298
14	1:07.275	+1.241	13:42:22.573
15	1:06.817	+0.783	13:43:29.390
16	1:08.339	+2.305	13:44:37.729
17	1:08.759	+2.725	13:45:46.488
18	1:09.332	+3.298	13:46:55.820
19	1:11.606	+5.572	13:48:07.426
20	1:13.104	+7.070	13:49:20.530
Best Tm: 1:06.034			

Lap	Lap Tm	Diff	Time of Day
(91) Norman NICOLL			

Lap	Lap Tm	Diff	Time of Day
1	-:--		13:27:52.713
2	1:06.151	+0.321	13:28:58.864
3	1:06.848	+1.018	13:30:05.712
4	1:05.830	-	13:31:11.542
5	1:07.455	+1.625	13:32:18.997
6	1:06.498	+0.668	13:33:25.495
7	1:07.437	+1.607	13:34:32.932
8	1:07.822	+1.992	13:35:40.754
9	1:06.511	+0.681	13:36:47.265
10	1:08.016	+2.186	13:37:55.281
11	1:08.572	+2.742	13:39:03.853
12	1:07.501	+1.671	13:40:11.354
13	1:06.059	+0.229	13:41:17.413
14	1:06.767	+0.937	13:42:24.180
15	1:06.676	+0.846	13:43:30.856
16	1:08.346	+2.516	13:44:39.202
17	1:07.640	+1.810	13:45:46.842
18	1:10.076	+4.246	13:46:56.918
19	1:18.557	+12.727	13:48:15.475
20	1:12.117	+6.287	13:49:27.592
Best Tm: 1:05.830			

Lap	Lap Tm	Diff	Time of Day
(26) Stephen RADCLIFFE			
1	-:--		13:27:53.103
2	1:06.836	+0.469	13:28:59.939
3	1:06.544	+0.177	13:30:06.483
4	1:06.367	-	13:31:12.850
5	1:07.915	+1.548	13:32:20.765
6	1:06.591	+0.224	13:33:27.356
7	1:08.772	+2.405	13:34:36.128
8	1:07.733	+1.366	13:35:43.861
9	1:08.405	+2.038	13:36:52.266
10	1:06.918	+0.551	13:37:59.184
11	1:07.165	+0.798	13:39:06.349
12	1:08.814	+2.447	13:40:15.163
13	1:07.058	+0.691	13:41:22.221
14	1:07.819	+1.452	13:42:30.040
15	1:07.700	+1.333	13:43:37.740
16	1:09.700	+3.333	13:44:47.440
17	1:09.546	+3.179	13:45:56.986
18	1:08.618	+2.251	13:47:05.604
19	1:13.005	+6.638	13:48:18.609
20	1:12.412	+6.045	13:49:31.021
Best Tm: 1:06.367			

Lap	Lap Tm	Diff	Time of Day
(46) James WILLIS			
1	-:--		13:27:58.138
2	1:07.346	+0.738	13:29:05.484
3	1:08.296	+1.688	13:30:13.780
4	1:07.782	+1.174	13:31:21.562
5	1:07.441	+0.833	13:32:29.003
6	1:07.210	+0.602	13:33:36.213
7	1:07.470	+0.862	13:34:43.683
8	1:06.608	-	13:35:50.291
9	1:08.783	+2.175	13:36:59.074
10	1:08.120	+1.512	13:38:07.194
11	1:06.641	+0.033	13:39:13.835
12	1:07.674	+1.066	13:40:21.509
13	1:08.213	+1.605	13:41:29.722
14	1:07.012	+0.404	13:42:36.734
15	1:08.366	+1.758	13:43:45.100
16	1:07.940	+1.332	13:44:53.040

Printed: 22/07/2007 09:31:31

British Motorsports Automatic Race Timing (SMART)

Chief Timekeeper - Ian Sharp

Clerk of the Course

Sig. Time

Results can be downloaded at www.smart-timing.co.uk

Orbits 3

www.amb-it.com

www.mylaps.com

Page 1/4

Classic Speedfair

Virgin Radio Classic Rock 'Equipe' GTS

Knockhill 1.280 Miles

Race 2 - First Race

21/07/2007 13:00

Race

Lap	Lap Tm	Diff	Time of Day
17	1:08.856	+2.248	13:46:01.896
18	1:09.575	+2.967	13:47:11.471
19	1:11.000	+4.392	13:48:22.471
20	1:12.641	+6.033	13:49:35.112
Best Tm: 1:06.608			

(15) Ron WATT

1	-:--	-	13:27:57.514
2	1:07.013	-	13:29:04.527
3	1:07.193	+0.180	13:30:11.720
4	1:07.487	+0.474	13:31:19.207
5	1:07.163	+0.150	13:32:26.370
6	1:08.126	+1.113	13:33:34.496
7	1:07.617	+0.604	13:34:42.113
8	1:07.215	+0.202	13:35:49.328
9	1:08.013	+1.000	13:36:57.341
10	1:08.518	+1.505	13:38:05.859
11	1:07.285	+0.272	13:39:13.144
12	1:07.735	+0.722	13:40:20.879
13	1:09.815	+2.802	13:41:30.694
14	1:07.570	+0.557	13:42:38.264
15	1:08.862	+1.849	13:43:47.126
16	1:07.858	+0.845	13:44:54.984
17	1:09.151	+2.138	13:46:04.135
18	1:09.114	+2.101	13:47:13.249
19	1:10.923	+3.910	13:48:24.172
20	1:11.017	+4.004	13:49:35.189
Best Tm: 1:07.013			

(64) Colin ELSTROP

1	-:--	-	13:27:54.904
2	1:07.513	+0.254	13:29:02.417
3	1:07.961	+0.702	13:30:10.378
4	1:07.424	+0.165	13:31:17.802
5	1:07.700	+0.441	13:32:25.502
6	1:08.242	+0.983	13:33:33.744
7	1:07.631	+0.372	13:34:41.375
8	1:07.259	-	13:35:48.634
9	1:09.586	+2.327	13:36:58.220
10	1:09.067	+1.808	13:38:07.287
11	1:07.714	+0.455	13:39:15.001
12	1:09.211	+1.952	13:40:24.212
13	1:07.967	+0.708	13:41:32.179
14	1:10.073	+2.814	13:42:42.252
15	1:10.055	+2.796	13:43:52.307
16	1:12.069	+4.810	13:45:04.376
17	1:08.865	+1.606	13:46:13.241
18	1:11.270	+4.011	13:47:24.511
19	1:12.974	+5.715	13:48:37.485
20	1:14.557	+7.298	13:49:52.042
Best Tm: 1:07.259			

(85) Stephen BOND

1	-:--	-	13:27:54.327
2	1:07.836	+0.704	13:29:02.163
3	1:12.792	+5.660	13:30:14.955
4	1:08.610	+1.478	13:31:23.565
5	1:08.327	+1.195	13:32:31.892
6	1:08.087	+0.955	13:33:39.979
7	1:08.406	+1.274	13:34:48.385

Lap	Lap Tm	Diff	Time of Day
8	1:09.662	+2.530	13:35:58.047
9	1:09.354	+2.222	13:37:07.401
10	1:08.833	+1.701	13:38:16.234
11	1:07.416	+0.284	13:39:23.650
12	1:07.856	+0.724	13:40:31.506
13	1:08.221	+1.089	13:41:39.727
14	1:07.132	-	13:42:46.859
15	1:09.564	+2.432	13:43:56.423
16	1:10.722	+3.590	13:45:07.145
17	1:07.734	+0.602	13:46:14.879
18	1:11.272	+4.140	13:47:26.151
19	1:12.801	+5.669	13:48:38.952
20	1:15.122	+7.990	13:49:54.074
Best Tm: 1:07.132			

(68) John WILKES

1	-:--	-	13:27:52.763
2	1:07.645	+1.359	13:29:00.408
3	1:06.484	+0.198	13:30:06.892
4	1:06.286	-	13:31:13.178
5	1:07.820	+1.534	13:32:20.998
6	1:06.578	+0.292	13:33:27.576
7	1:07.611	+1.325	13:34:35.187
8	1:06.945	+0.659	13:35:42.132
9	1:26.008	+19.722	13:37:08.140
10	1:08.694	+2.408	13:38:16.834
11	1:07.059	+0.773	13:39:23.893
12	1:07.956	+1.670	13:40:31.849
13	1:06.551	+0.265	13:41:38.400
14	1:06.762	+0.476	13:42:45.162
15	1:06.816	+0.530	13:43:51.978
16	1:08.098	+1.812	13:45:00.076
17	1:10.037	+3.751	13:46:10.113
18	1:08.926	+2.640	13:47:19.039
19	1:31.097	+24.811	13:48:50.136
20	1:16.816	+10.530	13:50:06.952
Best Tm: 1:06.286			

(79) John HOPWOOD

1	-:--	-	13:27:59.721
2	1:11.521	+3.260	13:29:11.242
3	1:09.760	+1.499	13:30:21.002
4	1:09.429	+1.168	13:31:30.431
5	1:09.067	+0.806	13:32:39.498
6	1:09.630	+1.369	13:33:49.128
7	1:09.266	+1.005	13:34:58.394
8	1:09.008	+0.747	13:36:07.402
9	1:10.751	+2.490	13:37:18.153
10	1:08.509	+0.248	13:38:26.662
11	1:09.685	+1.424	13:39:36.347
12	1:08.261	-	13:40:44.608
13	1:08.495	+0.234	13:41:53.103
14	1:09.402	+1.141	13:43:02.505
15	1:10.519	+2.258	13:44:13.024
16	1:12.491	+4.230	13:45:25.515
17	1:08.904	+0.643	13:46:34.419
18	1:12.294	+4.033	13:47:46.713
19	1:12.944	+4.683	13:48:59.657
20	1:21.192	+12.931	13:50:20.849
Best Tm: 1:08.261			

Lap	Lap Tm	Diff	Time of Day
(27) Bob ALLEN			
1	-:--	-	13:28:00.710
2	1:11.429	+3.572	13:29:12.139
3	1:09.743	+1.886	13:30:21.882
4	1:09.281	+1.424	13:31:31.163
5	1:08.465	+0.608	13:32:39.628
6	1:09.627	+1.770	13:33:49.255
7	1:10.074	+2.217	13:34:59.329
8	1:09.102	+1.245	13:36:08.431
9	1:10.934	+3.077	13:37:19.365
10	1:08.432	+0.575	13:38:27.797
11	1:10.305	+2.448	13:39:38.102
12	1:08.053	+0.196	13:40:46.155
13	1:08.173	+0.316	13:41:54.328
14	1:07.857	-	13:43:02.185
15	1:08.524	+0.667	13:44:10.709
16	1:10.481	+2.624	13:45:21.190
17	1:09.012	+1.155	13:46:30.202
18	1:11.473	+3.616	13:47:41.675
19	1:15.419	+7.562	13:48:57.094
Best Tm: 1:07.857			

(61) Andrew BURROUGHS

1	-:--	-	13:28:02.311
2	1:11.569	+2.072	13:29:13.880
3	1:14.375	+4.878	13:30:28.255
4	1:10.658	+1.161	13:31:38.913
5	1:10.526	+1.029	13:32:49.439
6	1:09.978	+0.481	13:33:59.417
7	1:09.837	+0.340	13:35:09.254
8	1:10.605	+1.108	13:36:19.859
9	1:10.445	+0.948	13:37:30.304
10	1:09.919	+0.422	13:38:40.223
11	1:14.460	+4.963	13:39:54.683
12	1:09.638	+0.141	13:41:04.321
13	1:09.497	-	13:42:13.818
14	1:10.190	+0.693	13:43:24.008
15	1:09.683	+0.186	13:44:33.691
16	1:10.496	+0.999	13:45:44.187
17	1:14.894	+5.397	13:46:59.081
18	1:17.495	+7.998	13:48:16.576
19	1:14.380	+4.883	13:49:30.956
Best Tm: 1:09.497			

(53) Martin BREWER

1	-:--	-	13:28:02.106
2	1:11.296	+0.176	13:29:13.402
3	1:12.757	+1.637	13:30:26.159
4	1:11.787	+0.667	13:31:37.946
5	1:12.670	+1.550	13:32:50.616
6	1:12.262	+1.142	13:34:02.878
7	1:13.266	+2.146	13:35:16.144
8	1:11.972	+0.852	13:36:28.116
9	1:11.793	+0.673	13:37:39.909
10	1:11.507	+0.387	13:38:51.416
11	1:11.672	+0.552	13:40:03.088
12	1:11.216	+0.096	13:41:14.304
13	1:11.255	+0.135	13:42:25.559
14	1:11.120	-	13:43:36.679
15	1:13.869	+2.749	13:44:50.548
16	1:14.374	+3.254	13:46:04.922

Printed: 22/07/2007 09:31:31

British Motorsports Automatic Race Timing (SMART)

Chief Timekeeper - Ian Sharp

Orbits 3

Clerk of the Course

www.amb-it.com

Sig. Time

www.mylaps.com

Results can be downloaded at www.smart-timing.co.uk

Page 2/4

Classic Speedfair

Virgin Radio Classic Rock 'Equipe' GTS

Knockhill 1.280 Miles

Race 2 - First Race

21/07/2007 13:00

Race

Lap	Lap Tm	Diff	Time of Day
17	1:13.885	+2.765	13:47:18.807
18	1:18.791	+7.671	13:48:37.598
19	1:19.378	+8.258	13:49:56.976
Best Tm: 1:11.120			

(66) Graham FORRESTER

1	----		13:28:08.251
2	1:13.499	+3.864	13:29:21.750
3	1:13.807	+4.172	13:30:35.557
4	1:10.174	+0.539	13:31:45.731
5	1:11.348	+1.713	13:32:57.079
6	1:12.781	+3.146	13:34:09.860
7	1:12.843	+3.208	13:35:22.703
8	1:15.391	+5.756	13:36:38.094
9	1:11.753	+2.118	13:37:49.847
10	1:14.057	+4.422	13:39:03.904
11	1:12.255	+2.620	13:40:16.159
12	1:09.635	-	13:41:25.794
13	1:09.818	+0.183	13:42:35.612
14	1:14.263	+4.628	13:43:49.875
15	1:12.015	+2.380	13:45:01.890
16	1:10.155	+0.520	13:46:12.045
17	1:12.434	+2.799	13:47:24.479
18	1:14.283	+4.648	13:48:38.762
19	1:18.359	+8.724	13:49:57.121
Best Tm: 1:09.635			

(52) Helen ELSTROP

1	----		13:28:07.299
2	1:14.270	+3.021	13:29:21.569
3	1:13.954	+2.705	13:30:35.523
4	1:11.249	-	13:31:46.772
5	1:11.384	+0.135	13:32:58.156
6	1:12.450	+1.201	13:34:10.606
7	1:13.014	+1.765	13:35:23.620
8	1:13.678	+2.429	13:36:37.298
9	1:12.488	+1.239	13:37:49.786
10	1:15.417	+4.168	13:39:05.203
11	1:11.921	+0.672	13:40:17.124
12	1:11.488	+0.239	13:41:28.612
13	1:12.766	+1.517	13:42:41.378
14	1:12.043	+0.794	13:43:53.421
15	1:15.318	+4.069	13:45:08.739
16	1:12.048	+0.799	13:46:20.787
17	1:14.106	+2.857	13:47:34.893
18	1:14.052	+2.803	13:48:48.945
19	1:29.191	+17.942	13:50:18.136
Best Tm: 1:11.249			

(32) Barbara LAMBERT

1	----		13:27:57.892
2	1:13.715	+1.053	13:29:11.607
3	1:15.573	+2.911	13:30:27.180
4	1:14.447	+1.785	13:31:41.627
5	1:13.355	+0.693	13:32:54.982
6	1:13.016	+0.354	13:34:07.998
7	1:13.340	+0.678	13:35:21.338
8	1:13.826	+1.164	13:36:35.164
9	1:14.402	+1.740	13:37:49.566
10	1:12.662	-	13:39:02.228

Lap	Lap Tm	Diff	Time of Day
11	1:14.578	+1.916	13:40:16.806
12	1:13.698	+1.036	13:41:30.504
13	1:13.966	+1.304	13:42:44.470
14	1:13.601	+0.939	13:43:58.071
15	1:13.072	+0.410	13:45:11.143
16	1:14.743	+2.081	13:46:25.886
17	1:12.685	+0.023	13:47:38.571
18	1:16.065	+3.403	13:48:54.636
Best Tm: 1:12.662			

(12) Simon GURNEY

1	----		13:28:07.641
2	1:12.077	+0.187	13:29:19.718
3	1:12.171	+0.281	13:30:31.889
4	1:11.890	-	13:31:43.779
5	1:12.848	+0.958	13:32:56.627
6	1:13.820	+1.930	13:34:10.447
7	1:13.642	+1.752	13:35:24.089
8	1:14.245	+2.355	13:36:38.334
9	1:12.769	+0.879	13:37:51.103
10	1:15.132	+3.242	13:39:06.235
11	1:11.955	+0.065	13:40:18.190
12	1:14.127	+2.237	13:41:32.317
13	1:13.467	+1.577	13:42:45.784
14	1:13.586	+1.696	13:43:59.370
15	1:12.933	+1.043	13:45:12.303
16	1:14.955	+3.065	13:46:27.258
17	1:13.348	+1.458	13:47:40.606
18	1:16.754	+4.864	13:48:57.360
Best Tm: 1:11.890			

(28) Clive COCKS

1	----		13:28:09.069
2	1:16.118	+4.515	13:29:25.187
3	1:14.479	+2.876	13:30:39.666
4	1:15.078	+3.475	13:31:54.744
5	1:15.839	+4.236	13:33:10.583
6	1:14.589	+2.986	13:34:25.172
7	1:13.961	+2.358	13:35:39.133
8	1:15.709	+4.106	13:36:54.842
9	1:13.604	+2.001	13:38:08.446
10	1:11.603	-	13:39:20.049
11	1:12.518	+0.915	13:40:32.567
12	1:11.686	+0.083	13:41:44.253
13	1:12.020	+0.417	13:42:56.273
14	1:12.546	+0.943	13:44:08.819
15	1:17.625	+6.022	13:45:26.444
16	1:14.349	+2.746	13:46:40.793
17	1:30.755	+19.152	13:48:11.548
18	1:21.162	+9.559	13:49:32.710
Best Tm: 1:11.603			

(16) Brian IRELAND

1	----		13:28:10.559
2	1:15.964	+1.558	13:29:26.523
3	1:14.406	-	13:30:40.929
4	1:16.626	+2.220	13:31:57.555
5	1:15.920	+1.514	13:33:13.475
6	1:18.037	+3.631	13:34:31.512
7	1:18.463	+4.057	13:35:49.975

Lap	Lap Tm	Diff	Time of Day
8	1:16.636	+2.230	13:37:06.611
9	1:16.032	+1.626	13:38:22.643
10	1:16.276	+1.870	13:39:38.919
11	1:15.097	+0.691	13:40:54.016
12	1:15.666	+1.260	13:42:09.682
13	1:15.771	+1.365	13:43:25.453
14	1:15.333	+0.927	13:44:40.786
15	1:16.795	+2.389	13:45:57.581
16	1:17.936	+3.530	13:47:15.517
17	1:18.366	+3.960	13:48:33.883
18	1:20.475	+6.069	13:49:54.358
Best Tm: 1:14.406			

(13) Paul FREEMAN

1	----		13:28:08.884
2	1:14.246	+1.689	13:29:23.130
3	1:13.403	+0.846	13:30:36.533
4	1:12.557	-	13:31:49.090
5	1:14.610	+2.053	13:33:03.700
6	1:13.265	+0.708	13:34:16.965
7	1:14.013	+1.456	13:35:30.978
8	1:14.135	+1.578	13:36:45.113
9	1:13.808	+1.251	13:37:58.921
10	1:13.366	+0.809	13:39:12.287
11	1:14.279	+1.722	13:40:26.566
12	1:14.085	+1.528	13:41:40.651
13	1:14.424	+1.867	13:42:55.075
14	1:13.322	+0.765	13:44:08.397
15	1:32.410	+19.853	13:45:40.807
16	1:23.874	+11.317	13:47:04.681
17	1:25.108	+12.551	13:48:29.789
18	1:51.516	+38.959	13:50:21.305
Best Tm: 1:12.557			

(75) Pat ARCULUS

1	----		13:28:10.447
2	1:18.300	+3.604	13:29:28.747
3	1:14.696	-	13:30:43.443
4	1:18.296	+3.600	13:32:01.739
5	1:19.530	+4.834	13:33:21.269
6	1:21.546	+6.850	13:34:42.815
7	1:18.763	+4.067	13:36:01.578
8	1:18.501	+3.805	13:37:20.079
9	1:16.771	+2.075	13:38:36.850
10	1:19.733	+5.037	13:39:56.583
11	1:18.394	+3.698	13:41:14.977
12	1:17.251	+2.555	13:42:32.228
13	1:19.217	+4.521	13:43:51.445
14	1:17.660	+2.964	13:45:09.105
15	1:19.476	+4.780	13:46:28.581
16	1:19.851	+5.155	13:47:48.432
17	1:17.270	+2.574	13:49:05.702
Best Tm: 1:14.696			

(25) Tim PRATCHETT

1	----		13:28:03.441
2	1:12.430	-	13:29:15.871
3	1:22.162	+9.732	13:30:38.033
4	15:10.069	+13:57.639	13:45:48.102
5	1:15.616	+3.186	13:47:03.718

Printed: 22/07/2007 09:31:31

British Motorsports Automatic Race Timing (SMART)

Chief Timekeeper - Ian Sharp

Clerk of the Course

Sig. Time

Results can be downloaded at www.smart-timing.co.uk

Orbits 3

www.amb-it.com

www.mylaps.com

Classic Speedfair

Virgin Radio Classic Rock 'Equipe' GTS

Knockhill 1.280 Miles

Race 2 - First Race

21/07/2007 13:00

Race

Lap	Lap Tm	Diff	Time of Day
6	1:16.286	+3.856	13:48:20.004
7	1:16.646	+4.216	13:49:36.650
Best Tm: 1:12.430			

(63) Graham BATES

1	-:----		13:27:59.392
2	2:03.126	-	13:30:02.518
Best Tm: 2:03.126			

(10) Graham COLES

1	-:----		13:28:08.216
2	1:16.504	+2.007	13:29:24.720
3	1:14.497	-	13:30:39.217
4	1:14.823	+0.326	13:31:54.040
5	1:16.520	+2.023	13:33:10.560
6	1:17.676	+3.179	13:34:28.236
7	1:16.800	+2.303	13:35:45.036
8	1:17.410	+2.913	13:37:02.446
9	1:17.927	+3.430	13:38:20.373
10	1:17.288	+2.791	13:39:37.661
11	1:15.412	+0.915	13:40:53.073
12	1:15.270	+0.773	13:42:08.343
13	1:17.802	+3.305	13:43:26.145
14	1:19.184	+4.687	13:44:45.329
15	1:20.693	+6.196	13:46:06.022
16	1:20.219	+5.722	13:47:26.241
17	1:25.078	+10.581	13:48:51.319
Best Tm: 1:14.497			

Lap Lap Tm Diff Time of Day

Lap Lap Tm Diff Time of Day

Virgin Radio Classic Rock 'Equipe' GTS

Knockhill 1.280 Miles

Race 2 - First Race

21/07/2007 13:00

Race

Competitors	Laps																				
	1	2	3	4	5	6	7	8	9	10	11	12	13	14	15	16	17	18	19	20	21
Tom SMITH (22)	1	22	22	22	22	22	22	22	22	22	22	22	22	22	22	22	22	22	22	22	22
Neil HOWE (42)	2	42	42	42	42	42	42	42	42	42	42	42	42	42	42	42	42	42	42	42	42
Richard LAWSON (77)	3	77	77	77	77	77	77	77	77	77	77	77	77	77	77	77	77	77	77	77	77
Bill KIRKPATRICK (19)	4	19	19	19	19	19	19	19	19	19	19	19	19	19	19	19	19	19	19	19	19
John ANDON (6)	5	6	6	6	6	6	6	6	6	6	6	6	6	6	6	6	6	6	6	6	6
Norman NICOLL (91)	6	91	91	91	91	91	91	91	91	91	91	91	91	91	91	91	91	91	91	91	91
John WILKES (68)	7	68	26	26	26	26	26	68	68	26	26	26	26	26	26	26	26	26	26	26	26
Stephen RADCLIFFE (26)	8	26	68	68	68	68	26	26	15	15	15	15	46	46	46	46	46	46	46	46	46
Stephen BOND (85)	9	85	85	64	64	64	64	64	64	46	46	46	15	15	15	15	15	15	15	15	15
Colin ELSTROP (64)	10	64	64	15	15	15	15	15	46	64	64	64	64	64	68	68	68	68	64	64	64
Ron WATT (15)	11	15	15	46	46	46	46	46	85	85	85	85	68	68	64	64	64	64	85	85	85
Barbara LAMBERT (32)	12	32	46	85	85	85	85	85	68	68	68	68	85	85	85	85	85	85	68	68	68
James WILLIS (46)	13	46	79	79	79	79	79	79	79	79	79	79	79	27	27	27	27	27	27	27	79
Graham BATES (63)	14	63	32	27	27	27	27	27	27	27	27	27	27	79	79	79	79	79	79	79	79
John HOPGOOD (79)	15	79	27	53	53	61	61	61	61	61	61	61	61	61	61	61	61	61	61	61	61
Bob ALLEN (27)	16	27	53	32	61	53	53	53	53	53	53	53	53	53	53	53	53	53	53	53	53
Martin BREWER (53)	17	53	61	61	32	32	32	32	32	32	32	66	66	66	66	66	66	66	66	66	66
Andrew BURROUGHS (61)	18	61	25	12	12	12	66	66	52	52	66	32	52	52	52	52	52	52	52	52	52
Tim PRATCHETT (25)	19	25	12	52	66	66	12	52	66	66	52	52	32	32	32	32	32	32	32	32	32
Helen ELSTROP (52)	20	52	52	66	52	52	52	12	12	12	12	12	12	12	12	12	12	12	12	12	12
Simon GURNEY (12)	21	12	66	13	13	13	13	13	13	13	13	13	13	13	28	28	28	28	28	28	28
Graham COLES (10)	22	10	13	25	10	10	28	28	28	28	28	28	28	28	13	13	13	13	16	16	16
Graham FORRESTER (66)	23	66	10	10	28	28	10	10	10	10	10	10	10	16	16	16	16	16	13	13	13
Paul FREEMAN (13)	24	13	28	28	16	16	16	16	16	16	16	16	16	10	10	10	10	10	10	10	10
Clive COCKS (28)	25	28	16	16	75	75	75	75	75	75	75	75	75	75	75	75	75	75	75	75	75
Pat ARCULUS (75)	26	75	75	75	25	25	25	25	25	25	25	25	25	25	25	25	25	25	25	25	25
Brian IRELAND (16)	27	16	63	63	63	63	63	63	63	63	63	63	63	63	63	63	63	63	63	63	63

Classic Speedfair

Virgin Radio Classic Rock 'Equipe' GTS

Knockhill 1.280 Miles

Race 11 - Second Race

22/07/2007 09:50

Race

2

[42] Neil HOWE

[21]

4

[19] Bill KIRKPATRICK

[21]

6

[91] Norman NICOLL

[20]

8

[46] James WILLIS

[20]

10

[64] Colin ELSTROP

[20]

12

[68] John WILKES

[20]

14

[27] Bob ALLEN

[19]

16

[53] Martin BREWER

[19]

18

[52] Helen ELSTROP

[19]

20

[12] Simon GURNEY

[18]

22

[16] Brian IRELAND

[18]

24

[75] Pat ARCULUS

[17]

26

[63] Graham BATES

[2]

1

[22] Tom SMITH

[21]

3

[77] Richard LAWSON

[21]

5

[6] John ANDON

[20]

7

[26] Stephen RADCLIFFE

[20]

9

[15] Ron WATT

[20]

11

[85] Stephen BOND

[20]

13

[79] John HOPGOOD

[20]

15

[61] Andrew BURROUGHS

[19]

17

[66] Graham FORRESTER

[19]

19

[32] Barbara LAMBERT

[18]

21

[28] Clive COCKS

[18]

23

[13] Paul FREEMAN

[18]

25

[25] Tim PRATCHETT

[7]

27

[10] Graham COLES

[17]

1

2

3

4

5

6

7

8

9

10

11

12

13

14

Classic Speedfair

Sorted on Laps

Scottish Classic Sports & Saloons

Knockhill 1.280 Miles

Race 3 - First Race

21/07/2007 13:35

Race

Pos	No.	Name	Make/Model	Class Code	Laps	Total Tm	Diff	Best Tm
1	28	Cameron STEPHEN	Lotus 23B	Invt	15	17:07.274	-	1:06.050
2	8	John FYDA	Lotus 23B		15	17:12.419	+5.145	1:04.299
3	96	Mark CAMPBELL	Triumph TR5	CSSC	15	17:30.596	+23.322	1:06.215
4	2	Olly ROSS	Lotus Europa	CSSB	15	17:34.154	+26.880	1:07.566
5	4	Stan BERNARD	Porsche 911	CSSC	15	17:37.584	+30.310	1:08.053
6	30	Michael CONNON	Lotus Sunbeam	CSSC	15	17:50.686	+43.412	1:09.617
7	22	Jim GRANT	Lotus Elan	CSSB	15	17:58.560	+51.286	1:10.378
8	72	Willy TOYE	Triumph TR8	CSSC	15	18:01.135	+53.861	1:08.438
9	87	Al FLEMING	Lotus Elan	CSSB	14	17:09.682	1 Lap	1:08.157
10	65	Andrew SMITH	Marcos 1800GT	CSSB	14	17:21.408	+11.726	1:12.171
11	85	Stephen BOND	MGB	CSSC	14	17:22.811	+13.129	1:12.302
12	68	Alasdair THOM	Morgan	CSSC	14	17:23.464	+13.782	1:11.897
13	15	Donald LAIRD	Lotus Elan	CSSB	14	17:23.815	+14.133	1:11.994
14	6	George LEITCH	Mini Ogle	CSSA	14	17:25.026	+15.344	1:11.504
15	27	Steven SWAN	Renault Gordini	CSSB	14	17:40.257	+30.575	1:13.589
16	20	Douglas LAWSON	MGB	CSSC	14	18:09.767	+1:00.085	1:15.127
17	47	Richard LAWSON	Lotus Cortina	CSSB	14	18:17.094	+1:07.412	1:15.228
18	11	Ian MORTON	MG Midget	CSSA	13	17:08.014	2 Laps	1:16.233
19	10	Andy WALKER	Ford Escort	CSSB	13	17:11.070	+3.056	1:16.946
20	9	Eoghan MACKIE	Alpine Renault	CSSB	13	17:11.352	+3.338	1:15.309
21	48	Richard F LAWSON	Lotus Cortina	CSSB	13	17:19.096	+11.082	1:16.122
22	7	Oliver GOODFELLOW	Terrier Mk2	CSSA	13	17:54.174	+46.160	1:19.858
23	14	Tim REID	Alfa Romeo Guilett	CSSB	13	18:00.552	+52.538	1:17.305

Not classified

DNF	5	Matthew GORDON	Porsche 911	CSSC	12	14:12.625	-	1:08.236
DNF	16	Colin BEVERAGE	Alfa Sud	CSSB	12	15:49.323	-	1:15.892
DNF	19	Michelle KIRKPATRICK	MGB	CSSC	7	10:52.914	-	1:25.930
DNF	66	Ian LONGFORD	Ford Escort	CSSC	5	6:37.977	-	1:12.035
DNS	26	Liz SWAN	Renault 8	CSSA	0	----	-	----
DNS	33	Richard LAWSON	Lotus 23B	Invt	0	----	-	----

Margin of Victory	Avg. Speed	Best Lap Tm	Best Spd	Best Lap by
+5.145	67.285	1:04.299	71.665	[8] John FYDA

Printed: 21/07/2007 20:49:50

ih Motorsport Automatic Race Timing (SMART)

Chief Timekeeper - Ian Sharp

Orbits 3

Clerk of the Course

www.amb-it.com

Sig.

Time

www.mylaps.com

Results can be downloaded at www.smart-timing.co.uk

Page 1/1

Classic Speedfair

Scottish Classic Sports & Saloons

Knockhill 1.280 Miles

Race 3 - First Race

21/07/2007 13:35

Race

Lap	Lap Tm	Diff	Time of Day
(28) Cameron STEPHEN			
1	-:--		14:04:47.877
2	1:07.506	+1.456	14:05:55.383
3	1:09.285	+3.235	14:07:04.668
4	1:08.576	+2.526	14:08:13.244
5	1:07.895	+1.845	14:09:21.139
6	1:07.640	+1.590	14:10:28.779
7	1:10.328	+4.278	14:11:39.107
8	1:11.386	+5.336	14:12:50.493
9	1:09.080	+3.030	14:13:59.573
10	1:10.316	+4.266	14:15:09.889
11	1:06.569	+0.519	14:16:16.458
12	1:06.864	+0.814	14:17:23.322
13	1:06.050	-	14:18:29.372
14	1:06.630	+0.580	14:19:36.002
15	1:07.366	+1.316	14:20:43.368
Best Tm: 1:06.050			

Lap	Lap Tm	Diff	Time of Day
(8) John FYDA			
1	-:--		14:05:06.084
2	1:14.171	+9.872	14:06:20.255
3	1:12.213	+7.914	14:07:32.468
4	1:07.955	+3.656	14:08:40.423
5	1:05.844	+1.545	14:09:46.267
6	1:06.351	+2.052	14:10:52.618
7	1:06.785	+2.486	14:11:59.403
8	1:05.848	+1.549	14:13:05.251
9	1:07.604	+3.305	14:14:12.855
10	1:06.453	+2.154	14:15:19.308
11	1:04.299	-	14:16:23.607
12	1:04.666	+0.367	14:17:28.273
13	1:06.126	+1.827	14:18:34.399
14	1:08.725	+4.426	14:19:43.124
15	1:05.389	+1.090	14:20:48.513
Best Tm: 1:04.299			

Lap	Lap Tm	Diff	Time of Day
(96) Mark CAMPBELL			
1	-:--		14:04:47.634
2	1:29.446	+23.231	14:06:17.080
3	1:09.299	+3.084	14:07:26.379
4	1:07.089	+0.874	14:08:33.468
5	1:08.346	+2.131	14:09:41.814
6	1:06.215	-	14:10:48.029
7	1:09.156	+2.941	14:11:57.185
8	1:07.821	+1.606	14:13:05.006
9	1:08.537	+2.322	14:14:13.543
10	1:07.954	+1.739	14:15:21.497
11	1:06.289	+0.074	14:16:27.786
12	1:11.070	+4.855	14:17:38.856
13	1:08.810	+2.595	14:18:47.666
14	1:10.765	+4.550	14:19:58.431
15	1:08.259	+2.044	14:21:06.690
Best Tm: 1:06.215			

Lap	Lap Tm	Diff	Time of Day
(2) Olly ROSS			
1	-:--		14:04:50.361
2	1:08.838	+1.272	14:05:59.199
3	1:09.701	+2.135	14:07:08.900

Lap	Lap Tm	Diff	Time of Day
4	1:09.783	+2.217	14:08:18.683
5	1:11.114	+3.548	14:09:29.797
6	1:08.733	+1.167	14:10:38.530
7	1:08.775	+1.209	14:11:47.305
8	1:12.532	+4.966	14:12:59.837
9	1:12.831	+5.265	14:14:12.668
10	1:10.661	+3.095	14:15:23.329
11	1:14.441	+6.875	14:16:37.770
12	1:07.566	-	14:17:45.336
13	1:08.649	+1.083	14:18:53.985
14	1:07.639	+0.073	14:20:01.624
15	1:08.624	+1.058	14:21:10.248
Best Tm: 1:07.566			

Lap	Lap Tm	Diff	Time of Day
(4) Stan BERNARD			
1	-:--		14:04:48.869
2	1:09.118	+1.065	14:05:57.987
3	1:08.864	+0.811	14:07:06.851
4	1:08.796	+0.743	14:08:15.647
5	1:10.161	+2.108	14:09:25.808
6	1:09.044	+0.991	14:10:34.852
7	1:11.269	+3.216	14:11:46.121
8	1:13.358	+5.305	14:12:59.479
9	1:13.608	+5.555	14:14:13.087
10	1:12.217	+4.164	14:15:25.304
11	1:10.236	+2.183	14:16:35.540
12	1:09.275	+1.222	14:17:44.815
13	1:09.860	+1.807	14:18:54.675
14	1:08.053	-	14:20:02.728
15	1:10.950	+2.897	14:21:13.678
Best Tm: 1:08.053			

Lap	Lap Tm	Diff	Time of Day
(30) Michael CONNOR			
1	-:--		14:04:58.415
2	1:11.413	+1.796	14:06:09.828
3	1:10.770	+1.153	14:07:20.598
4	1:10.402	+0.785	14:08:31.000
5	1:11.527	+1.910	14:09:42.527
6	1:10.178	+0.561	14:10:52.705
7	1:10.095	+0.478	14:12:02.800
8	1:10.818	+1.201	14:13:13.618
9	1:11.077	+1.460	14:14:24.695
10	1:09.617	-	14:15:34.312
11	1:11.130	+1.513	14:16:45.442
12	1:09.624	+0.007	14:17:55.066
13	1:10.099	+0.482	14:19:05.165
14	1:10.585	+0.968	14:20:15.750
15	1:11.030	+1.413	14:21:26.780
Best Tm: 1:09.617			

Lap	Lap Tm	Diff	Time of Day
(22) Jim GRANT			
1	-:--		14:04:57.742
2	1:12.094	+1.716	14:06:09.836
3	1:11.218	+0.840	14:07:21.054
4	1:10.378	-	14:08:31.432
5	1:12.591	+2.213	14:09:44.023
6	1:13.462	+3.084	14:10:57.485
7	1:10.501	+0.123	14:12:07.986
8	1:10.702	+0.324	14:13:18.688
9	1:10.510	+0.132	14:14:29.198

Lap	Lap Tm	Diff	Time of Day
10	1:10.977	+0.599	14:15:40.175
11	1:10.544	+0.166	14:16:50.719
12	1:11.009	+0.631	14:18:01.728
13	1:11.346	+0.968	14:19:13.074
14	1:10.906	+0.528	14:20:23.980
15	1:10.674	+0.296	14:21:34.654
Best Tm: 1:10.378			

Lap	Lap Tm	Diff	Time of Day
(72) Willy TOYE			
1	-:--		14:04:53.676
2	1:11.186	+2.748	14:06:04.862
3	1:11.066	+2.628	14:07:15.928
4	1:11.568	+3.130	14:08:27.496
5	1:10.085	+1.647	14:09:37.581
6	1:08.904	+0.466	14:10:46.485
7	1:13.438	+5.000	14:11:59.923
8	1:21.532	+13.094	14:13:21.455
9	1:08.438	-	14:14:29.893
10	1:11.597	+3.159	14:15:41.490
11	1:10.005	+1.567	14:16:51.495
12	1:13.354	+4.916	14:18:04.849
13	1:12.851	+4.413	14:19:17.700
14	1:09.592	+1.154	14:20:27.292
15	1:09.937	+1.499	14:21:37.229
Best Tm: 1:08.438			

Lap	Lap Tm	Diff	Time of Day
(87) Al FLEMING			
1	-:--		14:04:51.209
2	1:45.661	+37.504	14:06:36.870
3	1:11.790	+3.633	14:07:48.660
4	1:09.969	+1.812	14:08:58.629
5	1:10.692	+2.535	14:10:09.321
6	1:10.343	+2.186	14:11:19.664
7	1:17.634	+9.477	14:12:37.298
8	1:11.605	+3.448	14:13:48.903
9	1:11.127	+2.970	14:15:00.030
10	1:09.065	+0.908	14:16:09.095
11	1:08.157	-	14:17:17.252
12	1:09.896	+1.739	14:18:27.148
13	1:09.511	+1.354	14:19:36.659
14	1:09.117	+0.960	14:20:45.776
Best Tm: 1:08.157			

Lap	Lap Tm	Diff	Time of Day
(65) Andrew SMITH			
1	-:--		14:05:03.501
2	1:15.540	+3.369	14:06:19.041
3	1:13.209	+1.038	14:07:32.250
4	1:13.165	+0.994	14:08:45.415
5	1:12.673	+0.502	14:09:58.088
6	1:13.956	+1.785	14:11:12.044
7	1:12.842	+0.671	14:12:24.886
8	1:12.753	+0.582	14:13:37.639
9	1:12.171	-	14:14:49.810
10	1:13.151	+0.980	14:16:02.961
11	1:13.044	+0.873	14:17:16.005
12	1:13.634	+1.463	14:18:29.639
13	1:13.440	+1.269	14:19:43.079
14	1:14.423	+2.252	14:20:57.502
Best Tm: 1:12.171			

Classic Speedfair

Scottish Classic Sports & Saloons

Knockhill 1.280 Miles

Race 3 - First Race

21/07/2007 13:35

Race

Lap	Lap Tm	Diff	Time of Day
(85) Stephen BOND			
1	-:--		14:04:59.882
2	1:16.585	+4.283	14:06:16.467
3	1:14.224	+1.922	14:07:30.691
4	1:13.857	+1.555	14:08:44.548
5	1:13.133	+0.831	14:09:57.681
6	1:14.793	+2.491	14:11:12.474
7	1:14.589	+2.287	14:12:27.063
8	1:12.674	+0.372	14:13:39.737
9	1:12.302	-	14:14:52.039
10	1:12.581	+0.279	14:16:04.620
11	1:12.508	+0.206	14:17:17.128
12	1:14.231	+1.929	14:18:31.359
13	1:13.540	+1.238	14:19:44.899
14	1:14.006	+1.704	14:20:58.905
Best Tm: 1:12.302			

Lap	Lap Tm	Diff	Time of Day
(68) Alasdair THOM			
1	-:--		14:05:00.120
2	1:17.920	+6.023	14:06:18.040
3	1:15.383	+3.486	14:07:33.423
4	1:13.514	+1.617	14:08:46.937
5	1:12.531	+0.634	14:09:59.468
6	1:15.723	+3.826	14:11:15.191
7	1:16.062	+4.165	14:12:31.253
8	1:13.585	+1.688	14:13:44.838
9	1:12.556	+0.659	14:14:57.394
10	1:12.226	+0.329	14:16:09.620
11	1:13.513	+1.616	14:17:23.133
12	1:12.267	+0.370	14:18:35.400
13	1:11.897	-	14:19:47.297
14	1:12.261	+0.364	14:20:59.558
Best Tm: 1:11.897			

Lap	Lap Tm	Diff	Time of Day
(15) Donald LAIRD			
1	-:--		14:05:04.018
2	1:15.868	+3.874	14:06:19.886
3	1:15.015	+3.021	14:07:34.901
4	1:13.832	+1.838	14:08:48.733
5	1:13.321	+1.327	14:10:02.054
6	1:12.541	+0.547	14:11:14.595
7	1:16.241	+4.247	14:12:30.836
8	1:13.086	+1.092	14:13:43.922
9	1:11.994	-	14:14:55.916
10	1:12.965	+0.971	14:16:08.881
11	1:12.931	+0.937	14:17:21.812
12	1:12.849	+0.855	14:18:34.661
13	1:12.266	+0.272	14:19:46.927
14	1:12.982	+0.988	14:20:59.909
Best Tm: 1:11.994			

Lap	Lap Tm	Diff	Time of Day
(6) George LEITCH			
1	-:--		14:05:03.695
2	1:17.493	+5.989	14:06:21.188
3	1:14.467	+2.963	14:07:35.655
4	1:13.465	+1.961	14:08:49.120
5	1:13.775	+2.271	14:10:02.895
6	1:12.619	+1.115	14:11:15.514

Lap	Lap Tm	Diff	Time of Day
7	1:17.251	+5.747	14:12:32.765
8	1:13.998	+2.494	14:13:46.763
9	1:14.870	+3.366	14:15:01.633
10	1:11.804	+0.300	14:16:13.437
11	1:11.741	+0.237	14:17:25.178
12	1:11.504	-	14:18:36.682
13	1:11.550	+0.046	14:19:48.232
14	1:12.888	+1.384	14:21:01.120
Best Tm: 1:11.504			

Lap	Lap Tm	Diff	Time of Day
(27) Steven SWAN			
1	-:--		14:04:58.880
2	1:16.377	+2.788	14:06:15.257
3	1:14.421	+0.832	14:07:29.678
4	1:13.864	+0.275	14:08:43.542
5	1:14.061	+0.472	14:09:57.603
6	1:16.509	+2.920	14:11:14.112
7	1:16.306	+2.717	14:12:30.418
8	1:15.577	+1.988	14:13:45.995
9	1:14.815	+1.226	14:15:00.810
10	1:13.589	-	14:16:14.399
11	1:15.763	+2.174	14:17:30.162
12	1:14.147	+0.558	14:18:44.309
13	1:14.398	+0.809	14:19:58.707
14	1:17.644	+4.055	14:21:16.351
Best Tm: 1:13.589			

Lap	Lap Tm	Diff	Time of Day
(20) Douglas LAWSON			
1	-:--		14:05:08.670
2	1:20.884	+5.757	14:06:29.554
3	1:17.872	+2.745	14:07:47.426
4	1:16.965	+1.838	14:09:04.391
5	1:15.929	+0.802	14:10:20.320
6	1:15.563	+0.436	14:11:35.883
7	1:16.566	+1.439	14:12:52.449
8	1:17.016	+1.889	14:14:09.465
9	1:16.497	+1.370	14:15:25.962
10	1:15.835	+0.708	14:16:41.797
11	1:15.127	-	14:17:56.924
12	1:15.906	+0.779	14:19:12.830
13	1:16.316	+1.189	14:20:29.146
14	1:16.715	+1.588	14:21:45.861
Best Tm: 1:15.127			

Lap	Lap Tm	Diff	Time of Day
(47) Richard LAWSON			
1	-:--		14:05:10.209
2	1:21.066	+5.838	14:06:31.275
3	1:17.736	+2.508	14:07:49.011
4	1:17.018	+1.790	14:09:06.029
5	1:15.228	-	14:10:21.257
6	1:17.394	+2.166	14:11:38.651
7	1:17.781	+2.553	14:12:56.432
8	1:18.595	+3.367	14:14:15.027
9	1:15.820	+0.592	14:15:30.847
10	1:17.059	+1.831	14:16:47.906
11	1:15.547	+0.319	14:18:03.453
12	1:17.257	+2.029	14:19:20.710
13	1:16.274	+1.046	14:20:36.984
14	1:16.204	+0.976	14:21:53.188
Best Tm: 1:15.228			

Lap	Lap Tm	Diff	Time of Day
(11) Ian MORTON			
1	-:--		14:05:05.111
2	1:20.612	+4.379	14:06:25.723
3	1:17.780	+1.547	14:07:43.503
4	1:18.114	+1.881	14:09:01.617
5	1:18.324	+2.091	14:10:19.941
6	1:20.772	+4.539	14:11:40.713
7	1:18.342	+2.109	14:12:59.055
8	1:19.993	+3.760	14:14:19.048
9	1:17.691	+1.458	14:15:36.739
10	1:17.151	+0.918	14:16:53.890
11	1:16.233	-	14:18:10.123
12	1:16.885	+0.652	14:19:27.008
13	1:17.100	+0.867	14:20:44.108
Best Tm: 1:16.233			

Lap	Lap Tm	Diff	Time of Day
(10) Andy WALKER			
1	-:--		14:05:04.272
2	1:19.494	+2.548	14:06:23.766
3	1:16.946	-	14:07:40.712
4	1:17.939	+0.993	14:08:58.651
5	1:16.952	+0.006	14:10:15.603
6	1:16.984	+0.038	14:11:32.587
7	1:17.276	+0.330	14:12:49.863
8	1:19.265	+2.319	14:14:09.128
9	1:20.443	+3.497	14:15:29.571
10	1:19.179	+2.233	14:16:48.750
11	1:18.444	+1.498	14:18:07.194
12	1:22.446	+5.500	14:19:29.640
13	1:17.524	+0.578	14:20:47.164
Best Tm: 1:16.946			

Lap	Lap Tm	Diff	Time of Day
(9) Eoghan MACKIE			
1	-:--		14:05:06.807
2	1:22.040	+6.731	14:06:28.847
3	1:19.569	+4.260	14:07:48.416
4	1:22.290	+6.981	14:09:10.706
5	1:18.203	+2.894	14:10:28.909
6	1:19.013	+3.704	14:11:47.922
7	1:17.911	+2.602	14:13:05.833
8	1:18.743	+3.434	14:14:24.576
9	1:18.128	+2.819	14:15:42.704
10	1:16.695	+1.386	14:16:59.399
11	1:16.734	+1.425	14:18:16.133
12	1:15.309	-	14:19:31.442
13	1:16.004	+0.695	14:20:47.446
Best Tm: 1:15.309			

Lap	Lap Tm	Diff	Time of Day
(48) Richard F LAWSON			
1	-:--		14:05:09.786
2	1:22.594	+6.472	14:06:32.380
3	1:18.620	+2.498	14:07:51.000
4	1:19.564	+3.442	14:09:10.564
5	1:16.122	-	14:10:26.686
6	1:18.739	+2.617	14:11:45.425
7	1:19.761	+3.639	14:13:05.186
8	1:19.305	+3.183	14:14:24.491

Classic Speedfair

Scottish Classic Sports & Saloons

Knockhill 1.280 Miles

Race 3 - First Race

21/07/2007 13:35

Race

Lap	Lap Tm	Diff	Time of Day
9	1:17.972	+1.850	14:15:42.463
10	1:16.671	+0.549	14:16:59.134
11	1:17.866	+1.744	14:18:17.000
12	1:19.085	+2.963	14:19:36.085
13	1:19.105	+2.983	14:20:55.190

Best Tm: 1:16.122

(7) Oliver GOODFELLOW

1	-:---		14:05:12.472
2	1:22.153	+2.295	14:06:34.625
3	1:21.318	+1.460	14:07:55.943
4	1:19.858	-	14:09:15.801
5	1:22.334	+2.476	14:10:38.135
6	1:21.091	+1.233	14:11:59.226
7	1:20.882	+1.024	14:13:20.108
8	1:20.864	+1.006	14:14:40.972
9	1:21.643	+1.785	14:16:02.615
10	1:23.281	+3.423	14:17:25.896
11	1:21.633	+1.775	14:18:47.529
12	1:20.879	+1.021	14:20:08.408
13	1:21.860	+2.002	14:21:30.268

Best Tm: 1:19.858

(14) Tim REID

1	-:---		14:05:14.259
2	1:52.149	+34.844	14:07:06.408
3	1:21.304	+3.999	14:08:27.712
4	1:21.903	+4.598	14:09:49.615
5	1:18.650	+1.345	14:11:08.265
6	1:18.615	+1.310	14:12:26.880
7	1:19.297	+1.992	14:13:46.177
8	1:19.934	+2.629	14:15:06.111
9	1:18.156	+0.851	14:16:24.267
10	1:18.766	+1.461	14:17:43.033
11	1:18.856	+1.551	14:19:01.889
12	1:17.452	+0.147	14:20:19.341
13	1:17.305	-	14:21:36.646

Best Tm: 1:17.305

(5) Matthew GORDON

1	-:---		14:04:55.781
2	1:12.090	+3.854	14:06:07.871
3	1:10.208	+1.972	14:07:18.079
4	1:10.072	+1.836	14:08:28.151
5	1:10.250	+2.014	14:09:38.401
6	1:08.236	-	14:10:46.637
7	1:12.471	+4.235	14:11:59.108
8	1:08.795	+0.559	14:13:07.903
9	1:11.846	+3.610	14:14:19.749
10	1:10.739	+2.503	14:15:30.488
11	1:09.655	+1.419	14:16:40.143
12	1:08.576	+0.340	14:17:48.719

Best Tm: 1:08.236

(16) Colin BEVERAGE

1	-:---		14:05:05.444
2	1:21.343	+5.451	14:06:26.787
3	1:18.112	+2.220	14:07:44.899

Lap	Lap Tm	Diff	Time of Day
4	1:17.520	+1.628	14:09:02.419
5	1:16.989	+1.097	14:10:19.408
6	1:17.813	+1.921	14:11:37.221
7	1:18.475	+2.583	14:12:55.696
8	1:21.162	+5.270	14:14:16.858
9	1:17.105	+1.213	14:15:33.963
10	1:15.892	-	14:16:49.855
11	1:18.035	+2.143	14:18:07.890
12	1:17.527	+1.635	14:19:25.417

Best Tm: 1:15.892

(19) Michelle KIRKPATRICK

1	-:---		14:05:15.891
2	1:28.361	+2.431	14:06:44.252
3	1:25.930	-	14:08:10.182
4	1:32.019	+6.089	14:09:42.201
5	1:33.452	+7.522	14:11:15.653
6	1:30.125	+4.195	14:12:45.778
7	1:43.230	+17.300	14:14:29.008

Best Tm: 1:25.930

(66) Ian LONGFORD

1	-:---		14:05:17.508
2	1:18.496	+6.461	14:06:36.004
3	1:13.712	+1.677	14:07:49.716
4	1:12.320	+0.285	14:09:02.036
5	1:12.035	-	14:10:14.071

Best Tm: 1:12.035

(26) Liz SWAN

Best Tm: -:---

(33) Richard LAWSON

Best Tm: -:---

Race

Competitors	Laps														
	1	2	3	4	5	6	7	8	9	10	11	12	13	14	15
Mark CAMPBELL (96)	1	96	28	28	28	28	28	28	28	28	28	28	28	28	28
Cameron STEPHEN (28)	2	28	4	4	4	4	4	4	4	2	8	8	8	8	8
Stan BERNARD (4)	3	4	2	2	2	2	2	2	2	8	96	96	96	96	96
Olly ROSS (2)	4	2	72	72	72	72	72	96	96	4	2	4	4	2	2
AI FLEMING (87)	5	87	5	5	5	5	5	5	8	96	4	2	2	4	4
Willy TOYE (72)	6	72	30	30	30	96	96	8	5	5	5	5	5	30	30
Matthew GORDON (5)	7	5	22	22	22	30	8	72	30	30	30	30	30	22	22
Jim GRANT (22)	8	22	27	96	96	22	30	30	22	22	22	22	22	72	72
Michael CONNON (30)	9	30	85	27	8	8	22	22	72	72	72	72	72	87	87
Steven SWAN (27)	10	27	96	85	27	27	65	65	65	65	65	65	87	65	65
Stephen BOND (85)	11	85	68	65	85	85	85	85	85	85	85	85	65	85	85
Alasdair THOM (68)	12	68	65	8	65	65	27	27	15	15	15	87	85	15	68
Andrew SMITH (65)	13	65	15	68	68	68	15	15	68	68	87	15	15	68	15
George LEITCH (6)	14	6	8	15	15	15	68	68	27	87	68	68	68	6	6
Donald LAIRD (15)	15	15	6	6	6	6	6	6	6	27	6	6	6	27	27
Andy WALKER (10)	16	10	10	10	87	87	87	87	87	6	27	27	27	20	20
Ian MORTON (11)	17	11	11	11	10	66	10	10	10	10	20	20	20	20	47
Colin BEVERAGE (16)	18	16	16	16	11	10	20	20	20	10	47	47	47	47	11
John FYDA (8)	19	8	9	20	66	16	16	16	16	47	47	10	10	16	10
Eoghan MACKIE (9)	20	9	20	9	16	11	47	47	16	16	16	16	11	9	
Douglas LAWSON (20)	21	20	47	87	20	20	11	11	11	11	11	11	10	48	
Richard F LAWSON (48)	22	48	48	47	47	47	48	48	48	48	48	9	9	7	
Richard LAWSON (47)	23	47	7	66	48	48	9	9	9	9	9	48	48	14	
Oliver GOODFELLOW (7)	24	7	66	48	9	9	7	7	7	7	7	7	7	7	
Tim REID (14)	25	14	87	7	7	7	14	14	14	14	14	14	14	14	
Michelle KIRKPATRICK (19)	26	19	19	19	19	14	19	19							
Ian LONGFORD (66)	27	66	14	14	14	19									
-	28														
-	29														

Classic Speedfair

Scottish Classic Sports & Saloons

Knockhill 1.280 Miles

Race 15 - Derek Butcher Trophy

22/07/2007 14:45

Race

2

[8] John FYDA

[15]

4

[2] Olly ROSS

[15]

6

[30] Michael CONNON

[15]

8

[72] Willy TOYE

[15]

10

[65] Andrew SMITH

[14]

12

[68] Alasdair THOM

[14]

14

[6] George LEITCH

[14]

16

[20] Douglas LAWSON

[14]

18

[10] Andy WALKER

[13]

20

[48] Richard F LAWSON

[13]

22

[14] Tim REID

[13]

24

[16] Colin BEVERAGE

[12]

26

[66] Ian LONGFORD

[5]

28

[33] Richard LAWSON

[0]

1

[28] Cameron STEPHEN

[15]

3

[96] Mark CAMPBELL

[15]

5

[4] Stan BERNARD

[15]

7

[22] Jim GRANT

[15]

9

[87] Al FLEMING

[14]

11

[85] Stephen BOND

[14]

13

[15] Donald LAIRD

[14]

15

[27] Steven SWAN

[14]

17

[11] Ian MORTON

[13]

19

[9] Eoghan MACKIE

[13]

21

[7] Oliver GOODFELLOW

[13]

23

[5] Matthew GORDON

[12]

25

[19] Michelle KIRKPATRICK

[7]

27

[26] Liz SWAN

[0]

1

2

3

4

5

6

7

8

9

10

11

12

13

14

Classic Speedfair

Sorted on Laps

SMRC Formula Ford Championship

Knockhill 1.280 Miles

Race 4

21/07/2007 13:55

Race

Pos	No.	Name	Make/Model	CC	Class Code	Laps	Total Tm	Diff	Avg. Speed	Best Tm	Lap
1	33	Graham CARROLL	Van Diemen	1600	FF16A	11	12:02.911	-	70.116	58.198	11
2	66	Rory BUTCHER	Van Diemen	1600	FF16A	11	12:03.125	+0.214	70.096	57.932	11
3	30	Mike GARDINER	Van Diemen RF90	1600	FF16A	11	12:07.980	+5.069	69.628	58.676	10
4	5	Stuart THORBURN	Van Diemen	1800	FF16A	11	12:13.324	+10.413	69.121	58.664	10
5	8	Louis Di RESTA	Van Diemen	1600	FF16A	11	12:13.659	+10.748	69.089	58.323	11
6	21	Alan KIRKCALDY	Van Diemen	1600	FF16A	11	12:25.291	+22.380	68.011	59.449	11
7	16	Robert THOMSON	Van Diemen	1600	FF16A	11	12:27.182	+24.271	67.839	59.998	11
8	70	David THORBURN	Van Diemen	1600	FF16A	11	12:28.666	+25.755	67.704	59.812	10
9	7	Craig BRUNTON	Van Diemen	1600	FF16AN	11	12:28.853	+25.942	67.687	58.851	11
10	22	Elliot MASON	Van Diemen	1600	FF16AN	11	12:41.818	+38.907	66.535	1:01.006	4
11	3	Adrian HAMILTON	Van Diemen	1600	FF16A	11	12:50.719	+47.808	65.767	1:00.305	10
12	78	David HEADEN	Swift	1600	FF16A	11	12:53.785	+50.874	65.506	1:01.644	10
13	10	Angus GEDDES	Van Diemen	1600	FF16BN	11	12:55.181	+52.270	65.389	1:01.687	10
14	46	Martin PIERACCINI	Van Diemen	1600	FF16BN	11	12:55.729	+52.818	65.342	1:02.159	10
15	4	Graham LEGGET	Crossle	1600	FF16B	11	12:56.440	+53.529	65.282	1:01.302	10
16	19	Andrew McGREGOR	Van Diemen RF86	1600	FF16b	11	12:57.273	+54.362	65.213	1:01.302	10
17	14	Colin TURNER	Swift SC93	1600	FF16A	11	12:59.170	+56.259	65.054	1:01.423	11
18	91	David ROBERTSON	Van Diemen	1600	FF16B	11	13:01.057	+58.146	64.897	1:01.894	10
19	40	Laurie HUGHES	Van Diemen	1600	FF16B	10	12:10.575	1 Lap	63.074	1:03.332	9
20	23	Andrew CHESHER	Van Diemen	1600	FF16BN	10	12:19.263	+8.688	62.332	1:02.166	6
21	42	Roy MacGREGOR	Van Diemen	1600	FF16B	10	12:21.508	+10.933	62.144	1:04.340	10
22	61	Barry SMITH	Lotus 61M	1600	FF16B	10	12:36.840	+26.265	60.885	1:05.372	10
23	6	Ian THOMAS	Swift	1600	FF16A	10	12:43.312	+32.737	60.368	1:03.889	10
24	15	Dane CHRISTISON	Van Diemen	1600	FF16AN	10	12:44.680	+34.105	60.260	1:03.742	10

Not classified

DNF	11	Kyle MURCHIE	Van Diemen	1600	FF16BN	4	6:11.394	-	49.629	1:09.146	2
-----	----	--------------	------------	------	--------	---	----------	---	--------	----------	---

Announcements

Red flag on lap 1 - Race restarted over 12 laps.

Margin of Victory	Avg. Speed	Best Lap Tm	Best Spd	Best Lap by
+0.214	70.116	57.932	79.542	[66] Rory BUTCHER

Printed: 21/07/2007 20:47:40

ih Motorsport Automatic Race Timing (SMART)

Chief Timekeeper - Ian Sharp

Orbits 3

Clerk of the Course

www.amb-it.com

Sig.

Time

www.mylaps.com

Results can be downloaded at www.smart-timing.co.uk

Classic Speedfair

SMRC Formula Ford Championship

Knockhill 1.280 Miles

Race 4

21/07/2007 13:55

Race

Lap	Lap Tm	Diff	Time of Day
(33) Graham CARROLL			
1	1:01.824	+3.626	14:54:01.593
2	1:00.752	+2.554	14:55:02.345
3	59.999	+1.801	14:56:02.344
4	1:01.330	+3.132	14:57:03.674
5	1:00.202	+2.004	14:58:03.876
6	58.760	+0.562	14:59:02.636
7	59.189	+0.991	15:00:01.825
8	58.529	+0.331	15:01:00.354
9	58.763	+0.565	15:01:59.117
10	58.280	+0.082	15:02:57.397
11	58.198	-	15:03:55.595
Best Tm: 58.198			

Lap	Lap Tm	Diff	Time of Day
(66) Rory BUTCHER			
1	1:01.845	+3.913	14:54:00.105
2	1:00.981	+3.049	14:55:01.086
3	1:00.605	+2.673	14:56:01.691
4	1:01.745	+3.813	14:57:03.436
5	1:00.937	+3.005	14:58:04.373
6	58.916	+0.984	14:59:03.289
7	59.284	+1.352	15:00:02.573
8	58.405	+0.473	15:01:00.978
9	58.611	+0.679	15:01:59.589
10	58.288	+0.356	15:02:57.877
11	57.932	-	15:03:55.809
Best Tm: 57.932			

Lap	Lap Tm	Diff	Time of Day
(30) Mike GARDINER			
1	1:02.089	+3.413	14:54:01.945
2	1:00.881	+2.205	14:55:02.826
3	1:00.053	+1.377	14:56:02.879
4	1:01.363	+2.687	14:57:04.242
5	1:00.439	+1.763	14:58:04.681
6	59.701	+1.025	14:59:04.382
7	59.502	+0.826	15:00:03.884
8	59.088	+0.412	15:01:02.972
9	59.202	+0.526	15:02:02.174
10	58.676	-	15:03:00.850
11	59.814	+1.138	15:04:00.664
Best Tm: 58.676			

Lap	Lap Tm	Diff	Time of Day
(5) Stuart THORBURN			
1	1:03.539	+4.875	14:54:03.278
2	1:03.616	+4.952	14:55:06.894
3	1:01.620	+2.956	14:56:08.514
4	1:00.711	+2.047	14:57:09.225
5	1:00.852	+2.188	14:58:10.077
6	1:00.222	+1.558	14:59:10.299
7	59.912	+1.248	15:00:10.211
8	58.989	+0.325	15:01:09.200
9	58.825	+0.161	15:02:08.025
10	58.664	-	15:03:06.689
11	59.319	+0.655	15:04:06.008
Best Tm: 58.664			

(8) Louis Di RESTA			
---------------------------	--	--	--

Lap	Lap Tm	Diff	Time of Day
1	1:01.653	+3.330	14:53:59.356
2	1:01.341	+3.018	14:55:00.697
3	1:00.651	+2.328	14:56:01.348
4	1:10.060	+11.737	14:57:11.408
5	1:00.643	+2.320	14:58:12.051
6	59.769	+1.446	14:59:11.820
7	58.997	+0.674	15:00:10.817
8	58.938	+0.615	15:01:09.755
9	59.479	+1.156	15:02:09.234
10	58.786	+0.463	15:03:08.020
11	58.323	-	15:04:06.343
Best Tm: 58.323			

Lap	Lap Tm	Diff	Time of Day
(21) Alan KIRKCALDY			
1	1:03.497	+4.048	14:54:04.282
2	1:02.809	+3.360	14:55:07.091
3	1:02.877	+3.428	14:56:09.968
4	1:01.722	+2.273	14:57:11.690
5	1:01.123	+1.674	14:58:12.813
6	1:00.816	+1.367	14:59:13.629
7	1:01.134	+1.685	15:00:14.763
8	1:03.139	+3.690	15:01:17.902
9	59.702	+0.253	15:02:17.604
10	1:00.922	+1.473	15:03:18.526
11	59.449	-	15:04:17.975
Best Tm: 59.449			

Lap	Lap Tm	Diff	Time of Day
(16) Robert THOMSON			
1	1:03.290	+3.292	14:54:05.294
2	1:03.175	+3.177	14:55:08.469
3	1:02.688	+2.690	14:56:11.157
4	1:02.100	+2.102	14:57:13.257
5	1:01.274	+1.276	14:58:14.531
6	1:00.611	+0.613	14:59:15.142
7	1:01.820	+1.822	15:00:16.962
8	1:01.425	+1.427	15:01:18.387
9	1:00.353	+0.355	15:02:18.740
10	1:01.128	+1.130	15:03:19.868
11	59.998	-	15:04:19.866
Best Tm: 59.998			

Lap	Lap Tm	Diff	Time of Day
(70) David THORBURN			
1	1:02.986	+3.174	14:54:07.370
2	1:03.000	+3.188	14:55:10.370
3	1:02.273	+2.461	14:56:12.643
4	1:02.279	+2.467	14:57:14.922
5	1:01.380	+1.568	14:58:16.302
6	1:00.939	+1.127	14:59:17.241
7	1:01.940	+2.128	15:00:19.181
8	1:01.826	+2.014	15:01:21.007
9	1:00.660	+0.848	15:02:21.667
10	59.812	-	15:03:21.479
11	59.871	+0.059	15:04:21.350
Best Tm: 59.812			

(7) Craig BRUNTON			
1	1:03.326	+4.475	14:54:06.480

Lap	Lap Tm	Diff	Time of Day
2	1:02.888	+4.037	14:55:09.368
3	1:02.201	+3.350	14:56:11.569
4	1:02.575	+3.724	14:57:14.144
5	1:01.337	+2.486	14:58:15.481
6	1:00.982	+2.131	14:59:16.463
7	1:02.180	+3.329	15:00:18.643
8	1:02.444	+3.593	15:01:21.087
9	1:01.752	+2.901	15:02:22.839
10	59.847	+0.996	15:03:22.686
11	58.851	-	15:04:21.537
Best Tm: 58.851			

Lap	Lap Tm	Diff	Time of Day
(22) Elliot MASON			
1	1:02.685	+1.679	14:54:04.007
2	1:02.442	+1.436	14:55:06.449
3	1:01.050	+0.044	14:56:07.499
4	1:01.006	-	14:57:08.505
5	1:03.063	+2.057	14:58:11.568
6	1:02.041	+1.035	14:59:13.609
7	1:03.514	+2.508	15:00:17.123
8	1:03.946	+2.940	15:01:21.069
9	1:04.518	+3.512	15:02:25.587
10	1:04.008	+3.002	15:03:29.595
11	1:04.907	+3.901	15:04:34.502
Best Tm: 1:01.006			

Lap	Lap Tm	Diff	Time of Day
(3) Adrian HAMILTON			
1	1:06.085	+5.780	14:54:19.584
2	1:02.597	+2.292	14:55:22.181
3	1:03.814	+3.509	14:56:25.995
4	1:01.496	+1.191	14:57:27.491
5	1:04.044	+3.739	14:58:31.535
6	1:02.811	+2.506	14:59:34.346
7	1:01.714	+1.409	15:00:36.060
8	1:04.057	+3.752	15:01:40.117
9	1:01.881	+1.576	15:02:41.998
10	1:00.305	-	15:03:42.303
11	1:01.100	+0.795	15:04:43.403
Best Tm: 1:00.305			

Lap	Lap Tm	Diff	Time of Day
(78) David HEADEN			
1	1:05.097	+3.453	14:54:13.407
2	1:03.360	+1.716	14:55:16.767
3	1:04.058	+2.414	14:56:20.825
4	1:03.621	+1.977	14:57:24.446
5	1:04.891	+3.247	14:58:29.337
6	1:03.599	+1.955	14:59:32.936
7	1:03.363	+1.719	15:00:36.299
8	1:03.634	+1.990	15:01:39.933
9	1:02.911	+1.267	15:02:42.844
10	1:01.644	-	15:03:44.488
11	1:01.981	+0.337	15:04:46.469
Best Tm: 1:01.644			

(10) Angus GEDDES			
1	1:05.976	+4.289	14:54:14.935
2	1:04.654	+2.967	14:55:19.589
3	1:04.088	+2.401	14:56:23.677

Classic Speedfair

SMRC Formula Ford Championship

Knockhill 1.280 Miles

Race 4

21/07/2007 13:55

Race

Lap	Lap Tm	Diff	Time of Day
4	1:03.459	+1.772	14:57:27.136
5	1:04.246	+2.559	14:58:31.382
6	1:03.628	+1.941	14:59:35.010
7	1:01.836	+0.149	15:00:36.846
8	1:03.431	+1.744	15:01:40.277
9	1:03.061	+1.374	15:02:43.338
10	1:01.687	-	15:03:45.025
11	1:02.840	+1.153	15:04:47.865

Best Tm: 1:01.687

(46) Martin PIERACCINI

1	1:04.422	+2.263	14:54:10.994
2	1:04.148	+1.989	14:55:15.142
3	1:04.140	+1.981	14:56:19.282
4	1:05.033	+2.874	14:57:24.315
5	1:03.977	+1.818	14:58:28.292
6	1:03.952	+1.793	14:59:32.244
7	1:03.505	+1.346	15:00:35.749
8	1:03.848	+1.689	15:01:39.597
9	1:03.036	+0.877	15:02:42.633
10	1:02.159	-	15:03:44.792
11	1:03.621	+1.462	15:04:48.413

Best Tm: 1:02.159

(4) Graham LEGGET

1	1:05.357	+4.055	14:54:17.532
2	1:04.041	+2.739	14:55:21.573
3	1:05.040	+3.738	14:56:26.613
4	1:03.527	+2.225	14:57:30.140
5	1:03.250	+1.948	14:58:33.390
6	1:03.062	+1.760	14:59:36.452
7	1:02.375	+1.073	15:00:38.827
8	1:02.288	+0.986	15:01:41.115
9	1:03.821	+2.519	15:02:44.936
10	1:01.302	-	15:03:46.238
11	1:02.886	+1.584	15:04:49.124

Best Tm: 1:01.302

(19) Andrew McGREGOR

1	1:05.816	+4.514	14:54:13.922
2	1:04.193	+2.891	14:55:18.115
3	1:04.806	+3.504	14:56:22.921
4	1:03.452	+2.150	14:57:26.373
5	1:04.950	+3.648	14:58:31.323
6	1:04.537	+3.235	14:59:35.860
7	1:02.041	+0.739	15:00:37.901
8	1:02.903	+1.601	15:01:40.804
9	1:03.686	+2.384	15:02:44.490
10	1:01.302	-	15:03:45.792
11	1:04.165	+2.863	15:04:49.957

Best Tm: 1:01.302

(14) Colin TURNER

1	1:06.704	+5.281	14:54:19.890
2	1:04.657	+3.234	14:55:24.547
3	1:04.591	+3.168	14:56:29.138
4	1:03.990	+2.567	14:57:33.128
5	1:03.742	+2.319	14:58:36.870

Lap	Lap Tm	Diff	Time of Day
6	1:03.632	+2.209	14:59:40.502
7	1:03.069	+1.646	15:00:43.571
8	1:02.487	+1.064	15:01:46.058
9	1:02.419	+0.996	15:02:48.477
10	1:01.954	+0.531	15:03:50.431
11	1:01.423	-	15:04:51.854

Best Tm: 1:01.423

(91) David ROBERTSON

1	1:06.184	+4.290	14:54:16.308
2	1:06.337	+4.443	14:55:22.645
3	1:04.834	+2.940	14:56:27.479
4	1:04.409	+2.515	14:57:31.888
5	1:05.654	+3.760	14:58:37.542
6	1:04.176	+2.282	14:59:41.718
7	1:02.926	+1.032	15:00:44.644
8	1:02.948	+1.054	15:01:47.592
9	1:02.291	+0.397	15:02:49.883
10	1:01.894	-	15:03:51.777
11	1:01.964	+0.070	15:04:53.741

Best Tm: 1:01.894

(40) Laurie HUGHES

1	1:08.385	+5.053	14:54:21.577
2	1:05.611	+2.279	14:55:27.188
3	1:06.153	+2.821	14:56:33.341
4	1:04.821	+1.489	14:57:38.162
5	1:05.587	+2.255	14:58:43.749
6	1:04.907	+1.575	14:59:48.656
7	1:04.450	+1.118	15:00:53.106
8	1:03.342	+0.010	15:01:56.448
9	1:03.332	-	15:02:59.780
10	1:03.479	+0.147	15:04:03.259

Best Tm: 1:03.332

(23) Andrew CHESHER

1	1:04.170	+2.004	14:54:11.564
2	1:04.827	+2.661	14:55:16.391
3	1:04.822	+2.656	14:56:21.213
4	1:03.820	+1.654	14:57:25.033
5	1:23.446	+21.280	14:58:48.479
6	1:02.166	-	14:59:50.645
7	1:03.438	+1.272	15:00:54.083
8	1:05.229	+3.063	15:01:59.312
9	1:02.815	+0.649	15:03:02.127
10	1:09.820	+7.654	15:04:11.947

Best Tm: 1:02.166

(42) Roy MacGREGOR

1	1:08.868	+4.528	14:54:20.263
2	1:06.269	+1.929	14:55:26.532
3	1:07.359	+3.019	14:56:33.891
4	1:04.671	+0.331	14:57:38.562
5	1:05.464	+1.124	14:58:44.026
6	1:09.158	+4.818	14:59:53.184
7	1:05.229	+0.889	15:00:58.413
8	1:06.088	+1.748	15:02:04.501
9	1:05.351	+1.011	15:03:09.852

Lap	Lap Tm	Diff	Time of Day
10	1:04.340	-	15:04:14.192

Best Tm: 1:04.340

(61) Barry SMITH

1	1:09.711	+4.339	14:54:24.823
2	1:07.867	+2.495	14:55:32.690
3	1:06.686	+1.314	14:56:39.376
4	1:07.052	+1.680	14:57:46.428
5	1:07.360	+1.988	14:58:53.788
6	1:06.812	+1.440	15:00:00.600
7	1:07.695	+2.323	15:01:08.295
8	1:07.641	+2.269	15:02:15.936
9	1:08.216	+2.844	15:03:24.152
10	1:05.372	-	15:04:29.524

Best Tm: 1:05.372

(6) Ian THOMAS

1	1:10.582	+6.693	14:54:27.021
2	1:09.074	+5.185	14:55:36.095
3	1:10.067	+6.178	14:56:46.162
4	1:07.582	+3.693	14:57:53.744
5	1:07.673	+3.784	14:59:01.417
6	1:09.731	+5.842	15:00:11.148
7	1:08.849	+4.960	15:01:19.997
8	1:07.494	+3.605	15:02:27.491
9	1:04.616	+0.727	15:03:32.107
10	1:03.889	-	15:04:35.996

Best Tm: 1:03.889

(15) Dane CHRISTISON

1	1:09.824	+6.082	14:54:27.958
2	1:08.930	+5.188	14:55:36.888
3	1:10.586	+6.844	14:56:47.474
4	1:10.493	+6.751	14:57:57.967
5	1:07.400	+3.658	14:59:05.367
6	1:06.999	+3.257	15:00:12.366
7	1:08.429	+4.687	15:01:20.795
8	1:07.566	+3.824	15:02:28.361
9	1:05.261	+1.519	15:03:33.622
10	1:03.742	-	15:04:37.364

Best Tm: 1:03.742

(11) Kyle MURCHIE

1	1:10.345	+1.199	14:54:26.413
2	1:09.146	-	14:55:35.559
3	1:10.866	+1.720	14:56:46.425
4	1:17.653	+8.507	14:58:04.078

Best Tm: 1:09.146

Printed: 21/07/2007 20:48:23

British Motorsport Automatic Race Timing (SMART)

Chief Timekeeper - Ian Sharp

Clerk of the Course

Sig. Time


Results can be downloaded at www.smart-timing.co.uk

Orbits 3

www.amb-it.com

www.mylaps.com

Page 2/2



Competitors	Laps											
	0	1	2	3	4	5	6	7	8	9	10	11
Louis Di RESTA (8)	1	8	8	8	8	66	33	33	33	33	33	33
Rory BUTCHER (66)	2	66	66	66	66	33	66	66	66	66	66	66
Stuart THORBURN (5)	3	5	33	33	33	30	30	30	30	30	30	30
Graham CARROLL (33)	4	33	30	30	30	22	5	5	5	5	5	5
Mike GARDINER (30)	5	30	5	22	22	5	22	8	8	8	8	8
Alan KIRKCALDY (21)	6	21	22	5	5	8	8	22	21	21	21	21
Elliot MASON (22)	7	22	21	21	21	21	21	16	16	16	16	16
Robert THOMSON (16)	8	16	16	16	16	16	16	22	70	70	70	70
Craig BRUNTON (7)	9	7	7	7	7	7	7	7	22	7	7	7
David THORBURN (70)	10	70	70	70	70	70	70	70	7	22	22	22
Martin PIERACCINI (46)	11	46	46	46	46	46	46	46	46	3	3	3
Andrew CHESHER (23)	12	23	23	23	78	78	78	78	3	78	46	78
Andrew McGREGOR (19)	13	19	78	78	23	23	19	3	78	3	78	46
David HEADEN (78)	14	78	19	19	19	19	10	10	10	10	10	46
Angus GEDDES (10)	15	10	10	10	10	10	3	19	19	19	19	4
David ROBERTSON (91)	16	91	91	4	3	3	4	4	4	4	4	19
Roy MacGREGOR (42)	17	42	4	3	4	4	14	14	14	14	14	14
Graham LEGGET (4)	18	4	3	91	91	91	91	91	91	91	91	91
Colin TURNER (14)	19	14	14	14	14	14	40	40	40	40	40	40
Laurie HUGHES (40)	20	40	42	42	40	40	42	23	23	23	23	23
Adrian HAMILTON (3)	21	3	40	40	42	42	23	42	42	42	42	42
Barry SMITH (61)	22	61	61	61	61	61	61	61	61	61	61	61
Kyle MURCHIE (11)	23	11	11	11	6	6	6	6	6	6	6	6
Ian THOMAS (6)	24	6	6	6	11	15	15	15	15	15	15	15
Dane CHRISTISON (15)	25	15	15	15	15	11						

Classic Speedfair**Sorted on Best Lap time**

Tin Top 100

Knockhill 1.280 Miles

Practice 8 - Qualification

21/07/2007 14:20

Practice

Pos	No.	Name	Make/Model	CC	Class C	Laps	Best Tm	Diff	In Lap
1	34	Lance GAULD / Tony WOOD	Shelby 350 GT	5300		14	1:05.511	-	7
2	83	Richard SHAW / Alan KELLY	BMW 1800Ti	1800	18	9	1:05.551	+0.040	5
3	8	Graham CHURCHILL / Peter BALDWIN	Mini Cooper S	1300	13	14	1:06.225	+0.714	7
4	75	Ros SHAW / Tom SHEPHERD	Alfa Romeo	1600	16	14	1:06.647	+1.136	5
5	11	Norman GRIMSHAW / TBA	Wolseley Hornet	1300	13	14	1:06.666	+1.155	10
6	47	Richard LAWSON /	Lotus Cortina	1558	16	14	1:06.960	+1.449	14
7	48	Richard F LAWSON / Douglas LAWSON	Lotus Cortina	1558	16	15	1:06.978	+1.467	15
8	4	Simon HOPE / Barry WOOD	Ford Shelby Mustan	5000	70	15	1:08.060	+2.549	15
9	46	James WILLIS	MG Midget Coupe		2	8	1:08.762	+3.251	5
10	20	Westley HARDING / Desmond SMALL	Ford Failine	7000	70	12	1:11.578	+6.067	12
11	53	Martin BREWER / Gordon BRUCE	Alfa Romeo	1600	16	12	1:12.700	+7.189	4
12	37	Arthur SMITH-FITCHETT /	Sunbean Rapier	1900	16	12	1:18.004	+12.493	11

Classic Speedfair

Tin Top 100

Knockhill 1.280 Miles

Practice 8 - Qualification

21/07/2007 14:20

Practice

Lap	Lap Tm	Diff	Time of Day
(34) Lance GAULD / Tony WOOD			
1	-:--		15:14:13.872
2	1:09.570	+4.059	15:15:23.442
3	1:07.881	+2.370	15:16:31.323
4	1:06.225	+0.714	15:17:37.548
5	1:06.563	+1.052	15:18:44.111
6	1:06.501	+0.990	15:19:50.612
7	1:05.511	-	15:20:56.123
8	1:08.123	+2.612	15:22:04.246
9	1:10.336	+4.825	15:23:14.582
10	2:35.006	+1:29.495	15:25:49.588
11	3:18.636	+2:13.125	15:30:57.867
12	1:11.689	+6.178	15:32:09.556
13	1:11.792	+6.281	15:33:21.348
14	1:11.020	+5.509	15:34:32.368
Best Tm: 1:05.511			

Lap	Lap Tm	Diff	Time of Day
(83) Richard SHAW / Alan KELLY			
1	-:--		15:14:14.574
2	1:09.522	+3.971	15:15:24.096
3	1:07.894	+2.343	15:16:31.990
4	1:10.942	+5.391	15:17:42.932
5	1:05.551	-	15:18:48.483
6	1:06.188	+0.637	15:19:54.671
7	2:20.442	+1:14.891	15:22:15.113
8	1:08.414	+2.863	15:23:23.527
9	1:10.305	+4.754	15:24:33.832
Best Tm: 1:05.551			

Lap	Lap Tm	Diff	Time of Day
(8) Graham CHURCHILL / Peter BALDWIN			
1	-:--		15:14:28.563
2	1:08.420	+2.195	15:15:36.983
3	1:40.474	+34.249	15:17:17.457
4	2:46.434	+1:40.209	15:20:03.891
5	1:08.879	+2.654	15:21:12.770
6	1:06.291	+0.066	15:22:19.061
7	1:06.225	-	15:23:25.286
8	1:07.177	+0.952	15:24:32.463
9	1:13.361	+7.136	15:25:45.824
10	4:59.819	+3:53.594	15:30:45.643
11	1:06.979	+0.754	15:31:52.622
12	1:06.749	+0.524	15:32:59.371
13	1:06.284	+0.059	15:34:05.655
14	1:06.343	+0.118	15:35:11.998
Best Tm: 1:06.225			

Lap	Lap Tm	Diff	Time of Day
(75) Ros SHAW / Tom SHEPHERD			
1	-:--		15:14:15.112
2	1:10.279	+3.632	15:15:25.391
3	1:07.592	+0.945	15:16:32.983
4	1:06.742	+0.095	15:17:39.725
5	1:06.647	-	15:18:46.372
6	1:06.799	+0.152	15:19:53.171
7	1:22.944	+16.297	15:21:16.115
8	1:09.987	+3.340	15:22:26.102
9	2:17.249	+1:10.602	15:24:43.351
10	1:12.145	+5.498	15:25:55.496
11	3:03.152	+1:56.505	15:31:02.418

Lap	Lap Tm	Diff	Time of Day
12	1:11.946	+5.299	15:32:14.364
13	1:10.711	+4.064	15:33:25.075
14	1:11.874	+5.227	15:34:36.949
Best Tm: 1:06.647			

Lap	Lap Tm	Diff	Time of Day
(11) Norman GRIMSHAW / TBA			
1	-:--		15:14:00.932
2	1:08.940	+2.274	15:15:09.872
3	2:16.589	+1:09.923	15:17:26.461
4	1:07.493	+0.827	15:18:33.954
5	1:07.096	+0.430	15:19:41.050
6	1:07.287	+0.621	15:20:48.337
7	1:06.941	+0.275	15:21:55.278
8	1:06.831	+0.165	15:23:02.109
9	1:07.376	+0.710	15:24:09.485
10	1:06.666	-	15:25:16.151
11	4:15.540	+3:08.874	15:30:46.081
12	1:07.044	+0.378	15:31:53.125
13	1:07.021	+0.355	15:33:00.146
14	1:09.266	+2.600	15:34:09.412
Best Tm: 1:06.666			

Lap	Lap Tm	Diff	Time of Day
(47) Richard LAWSON /			
1	-:--		15:14:40.657
2	1:21.390	+14.430	15:16:02.047
3	1:19.010	+12.050	15:17:21.057
4	1:17.958	+10.998	15:18:39.015
5	1:18.339	+11.379	15:19:57.354
6	1:18.339	+11.379	15:21:15.693
7	1:15.644	+8.684	15:22:31.337
8	1:14.738	+7.778	15:23:46.075
9	1:18.013	+11.053	15:25:04.088
10	5:44.785	+4:37.825	15:30:48.873
11	1:07.775	+0.815	15:31:56.648
12	1:08.187	+1.227	15:33:04.835
13	1:07.329	+0.369	15:34:12.164
14	1:06.960	-	15:35:19.124
Best Tm: 1:06.960			

Lap	Lap Tm	Diff	Time of Day
(48) Richard F LAWSON / Douglas LAWSON			
1	-:--		15:14:34.074
2	1:16.487	+9.509	15:15:50.561
3	1:16.763	+9.785	15:17:07.324
4	1:12.652	+5.674	15:18:19.976
5	1:12.064	+5.086	15:19:32.040
6	1:11.701	+4.723	15:20:43.741
7	1:11.535	+4.557	15:21:55.276
8	1:10.508	+3.530	15:23:05.784
9	1:09.470	+2.492	15:24:15.254
10	1:08.632	+1.654	15:25:23.886
11	4:07.854	+3:00.876	15:30:49.111
12	1:08.368	+1.390	15:31:57.479
13	1:08.337	+1.359	15:33:05.816
14	1:07.408	+0.430	15:34:13.224
15	1:06.978	-	15:35:20.202
Best Tm: 1:06.978			

Lap	Lap Tm	Diff	Time of Day
(4) Simon HOPE / Barry WOOD			

Lap	Lap Tm	Diff	Time of Day
1	-:--		15:14:31.509
2	1:18.127	+10.067	15:15:49.636
3	1:18.366	+10.306	15:17:08.002
4	1:17.211	+9.151	15:18:25.213
5	1:14.534	+6.474	15:19:39.747
6	1:13.958	+5.898	15:20:53.705
7	1:11.883	+3.823	15:22:05.588
8	1:11.133	+3.073	15:23:16.721
9	1:09.810	+1.750	15:24:26.531
10	1:08.862	+0.802	15:25:35.393
11	3:50.454	+2:42.394	15:30:56.114
12	1:10.331	+2.271	15:32:06.445
13	1:09.805	+1.745	15:33:16.250
14	1:08.795	+0.735	15:34:25.045
15	1:08.060	-	15:35:33.105
Best Tm: 1:08.060			

Lap	Lap Tm	Diff	Time of Day
(46) James WILLIS			
1	-:--		15:14:41.801
2	1:15.483	+6.721	15:15:57.284
3	1:11.008	+2.246	15:17:08.292
4	1:16.980	+8.218	15:18:25.272
5	1:08.762	-	15:19:34.034
6	1:10.441	+1.679	15:20:44.475
7	1:09.894	+1.132	15:21:54.369
8	1:10.268	+1.506	15:23:04.637
Best Tm: 1:08.762			

Lap	Lap Tm	Diff	Time of Day
(20) Westley HARDING / Desmond SMALL			
1	-:--		15:13:57.529
2	1:11.647	+0.069	15:15:09.176
3	1:11.942	+0.364	15:16:21.118
4	1:12.675	+1.097	15:17:33.793
5	3:57.806	+2:46.228	15:21:31.599
6	1:15.722	+4.144	15:22:47.321
7	1:13.907	+2.329	15:24:01.228
8	1:14.629	+3.051	15:25:15.857
9	4:39.853	+3:28.275	15:31:14.943
10	1:12.523	+0.945	15:32:27.466
11	1:12.538	+0.960	15:33:40.004
12	1:11.578	-	15:34:51.582
Best Tm: 1:11.578			

Lap	Lap Tm	Diff	Time of Day
(53) Martin BREWER / Gordon BRUCE			
1	-:--		15:14:17.565
2	1:13.731	+1.031	15:15:31.296
3	1:13.838	+1.138	15:16:45.134
4	1:12.700	-	15:17:57.834
5	1:15.147	+2.447	15:19:12.981
6	3:17.159	+2:04.459	15:22:30.140
7	1:15.580	+2.880	15:23:45.720
8	1:15.935	+3.235	15:25:01.655
9	4:33.587	+3:20.887	15:30:55.174
10	1:14.173	+1.473	15:32:09.347
11	1:15.171	+2.471	15:33:24.518
12	1:13.886	+1.186	15:34:38.404
Best Tm: 1:12.700			

Lap	Lap Tm	Diff	Time of Day
(37) Arthur SMITH-FITCHETT /			

Classic Speedfair


Tin Top 100

Practice 8 - Qualification

Practice

Knockhill 1.280 Miles

21/07/2007 14:20



Lap	Lap Tm	Diff	Time of Day
1	-:--		15:14:43.508
2	1:25.887	+7.883	15:16:09.395
3	1:21.233	+3.229	15:17:30.628
4	1:18.913	+0.909	15:18:49.541
5	1:19.095	+1.091	15:20:08.636
6	1:18.563	+0.559	15:21:27.199
7	1:18.403	+0.399	15:22:45.602
8	1:32.364	+14.360	15:24:17.966
9	4:03.870	+2:45.866	15:31:05.691
10	1:19.235	+1.231	15:32:24.926
11	1:18.004	-	15:33:42.930
12	1:18.012	+0.008	15:35:00.942

Best Tm: 1:18.004

Lap Lap Tm Diff Time of Day

Lap Lap Tm Diff Time of Day

Classic Speedfair

Tin Top 100

Knockhill 1.280 Miles

Race 12

22/07/2007 10:25

Race

2

[83] Richard SHAW / Alan KELLY
[1:05.551]

4

[75] Ros SHAW / Tom SHEPHERD
[1:06.647]

6

[47] Richard LAWSON /
[1:06.960]

8

[4] Simon HOPE / Barry WOOD
[1:08.060]

10

[20] Westley HARDING / Desmond SMALL
[1:11.578]

12

[37] Arthur SMITH-FITCHETT /
[1:18.004]

1

[34] Lance GAULD / Tony WOOD
[1:05.511]

3

[8] Graham CHURCHILL / Peter BALDWIN
[1:06.225]

5

[11] Norman GRIMSHAW / TBA
[1:06.666]

7

[48] Richard F LAWSON / Douglas LAWSON
[1:06.978]

9

[46] James WILLIS
[1:08.762]

11

[53] Martin BREWER / Gordon BRUCE
[1:12.700]

1

2

3

4

5

6

Classic Speedfair

Sorted on Laps

Formula Junior Historic Racing Assoc

Knockhill 1.280 Miles

Race 5 - First Race

21/07/2007 14:45

Race

Pos	No.	Name	Make/Model	CC	Class C	Laps	Total Tm	Diff	Avg. Speed	Best Tm 1 Lap	Lap
1	63	Roger MURRAY	Lola MK5A	1098	C2	6	6:18.486	-	73.049	1:01.348	5
2	83	Barry WESTMORELAND	Lotus 22	1098	C2	6	6:28.879	+10.393	71.097	1:03.786	4
3	79	Andrew HIBBARD	Lotus 22	1098	C2	6	6:32.326	+13.840	70.472	1:03.337	6
4	85	John CHISHOLM	Gemini MK3A	1098	C1	6	6:32.383	+13.897	70.462	1:04.130	3
5	88	Paul DAVIS	Lotus 20	1098	C1	6	6:34.681	+16.195	70.051	1:03.841	5
6	65	George COOPER	Cooper T59	1098	C2	6	6:35.568	+17.082	69.894	1:02.467	6
7	66	Simon SMYTH	Cooper T56	1100	C2	6	6:38.264	+19.778	69.421	1:03.700	6
8	70	Bob BIRRELL	Brabham BT6	1098	C2	6	6:40.865	+22.379	68.971	1:04.695	6
9	49	John TWEEDALE	Jolus	1098	C1	6	6:42.122	+23.636	68.755	1:04.633	4
10	93	Rudolf ERNST	Lotus 20	1098	C2	6	6:59.030	+40.544	65.981	1:07.647	5
11	73	Peter ANSTISS	Lotus 20/22	1098	C2	6	7:01.165	+42.679	65.646	1:07.800	4
12	76	Vernon WILLIAMSON	Ausper T3	1098	C1	5	6:07.130	1 Lap	62.757	1:10.888	5
13	81	Steve FUTTER	Lotus 20	1098	C1	5	6:09.910	+2.780	62.285	1:11.106	4
14	61	Alan BIGGAR	Cooper T59	1098	C2	5	6:24.785	+17.655	59.877	1:13.198	2

Not classified

DQ	59	Robin LONGDON	Lola Mk5	1098	C2	6	6:15.234	-	73.682	1:01.315	4
DQ	54	John FYDA	Lotus 22	1089	C2	6	6:15.608	-	73.608	1:00.588	5

Announcements

New Track Record (1:00.588) for Formula Junior (C2) by John FYDA.

New Track Record (1:03.841) for Formula Junior (C1) by Paul DAVIS.

Red flag on lap 7 - Results declared at lap 6. Car numbers 54 & 59 not classified.

Margin of Victory	Avg. Speed	Best Lap Tm	Best Spd	Best Lap by
+10.393	73.049	1:01.348	75.112	[63] Roger MURRAY

Printed: 21/07/2007 21:30:56

ih Motorsport Automatic Race Timing (SMART)

Chief Timekeeper - Ian Sharp

Orbits 3

Clerk of the Course

www.amb-it.com

Sig.

Time

www.mylaps.com

Results can be downloaded at www.smart-timing.co.uk

Page 1/1

Classic Speedfair

Formula Junior Historic Racing Assoc

Knockhill 1.280 Miles

Race 5 - First Race

21/07/2007 14:45

Race

Lap	Lap Tm	Diff	Time of Day
(63) Roger MURRAY			
1	-:--		15:42:52.886
2	1:03.537	+2.189	15:43:56.423
3	1:02.164	+0.816	15:44:58.587
4	1:01.862	+0.514	15:46:00.449
5	1:01.348	-	15:47:01.797
6	1:02.529	+1.181	15:48:04.326
Best Tm: 1:01.348			

Lap	Lap Tm	Diff	Time of Day
(83) Barry WESTMORELAND			
1	-:--		15:42:53.140
2	1:05.595	+1.809	15:43:58.735
3	1:03.826	+0.040	15:45:02.561
4	1:03.786	-	15:46:06.347
5	1:03.890	+0.104	15:47:10.237
6	1:04.482	+0.696	15:48:14.719
Best Tm: 1:03.786			

Lap	Lap Tm	Diff	Time of Day
(79) Andrew HIBBARD			
1	-:--		15:42:57.467
2	1:05.645	+2.308	15:44:03.112
3	1:04.075	+0.738	15:45:07.187
4	1:03.884	+0.547	15:46:11.071
5	1:03.758	+0.421	15:47:14.829
6	1:03.337	-	15:48:18.166
Best Tm: 1:03.337			

Lap	Lap Tm	Diff	Time of Day
(85) John CHISHOLM			
1	-:--		15:42:56.172
2	1:04.946	+0.816	15:44:01.118
3	1:04.130	-	15:45:05.248
4	1:04.434	+0.304	15:46:09.682
5	1:04.280	+0.150	15:47:13.962
6	1:04.261	+0.131	15:48:18.223
Best Tm: 1:04.130			

Lap	Lap Tm	Diff	Time of Day
(88) Paul DAVIS			
1	-:--		15:42:59.389
2	1:04.428	+0.587	15:44:03.817
3	1:04.802	+0.961	15:45:08.619
4	1:04.136	+0.295	15:46:12.755
5	1:03.841	-	15:47:16.596
6	1:03.925	+0.084	15:48:20.521
Best Tm: 1:03.841			

Lap	Lap Tm	Diff	Time of Day
(65) George COOPER			
1	-:--		15:43:03.492
2	1:04.538	+2.071	15:44:08.030
3	1:03.937	+1.470	15:45:11.967
4	1:03.707	+1.240	15:46:15.674
5	1:03.267	+0.800	15:47:18.941
6	1:02.467	-	15:48:21.408
Best Tm: 1:02.467			

Lap	Lap Tm	Diff	Time of Day
(66) Simon SMYTH			
1	-:--		15:43:01.145
2	1:05.958	+2.258	15:44:07.103
3	1:05.201	+1.501	15:45:12.304
4	1:04.037	+0.337	15:46:16.341
5	1:04.063	+0.363	15:47:20.404
6	1:03.700	-	15:48:24.104
Best Tm: 1:03.700			

Lap	Lap Tm	Diff	Time of Day
(70) Bob BIRRELL			
1	-:--		15:43:00.134
2	1:05.912	+1.217	15:44:06.046
3	1:04.705	+0.010	15:45:10.751
4	1:05.072	+0.377	15:46:15.823
5	1:06.187	+1.492	15:47:22.010
6	1:04.695	-	15:48:26.705
Best Tm: 1:04.695			

Lap	Lap Tm	Diff	Time of Day
(49) John TWEEDALE			
1	-:--		15:43:01.746
2	1:06.395	+1.762	15:44:08.141
3	1:05.428	+0.795	15:45:13.569
4	1:04.633	-	15:46:18.202
5	1:05.017	+0.384	15:47:23.219
6	1:04.743	+0.110	15:48:27.962
Best Tm: 1:04.633			

Lap	Lap Tm	Diff	Time of Day
(93) Rudolf ERNST			
1	-:--		15:43:03.602
2	1:07.836	+0.189	15:44:11.438
3	1:08.053	+0.406	15:45:19.491
4	1:08.275	+0.628	15:46:27.766
5	1:07.647	-	15:47:35.413
6	1:09.457	+1.810	15:48:44.870
Best Tm: 1:07.647			

Lap	Lap Tm	Diff	Time of Day
(73) Peter ANSTISS			
1	-:--		15:43:05.562
2	1:08.839	+1.039	15:44:14.401
3	1:08.056	+0.256	15:45:22.457
4	1:07.800	-	15:46:30.257
5	1:08.837	+1.037	15:47:39.094
6	1:07.911	+0.111	15:48:47.005
Best Tm: 1:07.800			

Lap	Lap Tm	Diff	Time of Day
(76) Vernon WILLIAMSON			
1	-:--		15:43:08.616
2	1:11.207	+0.319	15:44:19.823
3	1:11.062	+0.174	15:45:30.885
4	1:11.197	+0.309	15:46:42.082
5	1:10.888	-	15:47:52.970
Best Tm: 1:10.888			


Lap	Lap Tm	Diff	Time of Day
(81) Steve FUTTER			
1	-:--		15:43:09.854
2	1:11.516	+0.410	15:44:21.370
3	1:11.605	+0.499	15:45:32.975
4	1:11.106	-	15:46:44.081
5	1:11.669	+0.563	15:47:55.750
Best Tm: 1:11.106			

Lap	Lap Tm	Diff	Time of Day
(61) Alan BIGGAR			
1	-:--		15:43:11.072
2	1:13.198	-	15:44:24.270
3	1:14.146	+0.948	15:45:38.416
4	1:14.894	+1.696	15:46:53.310
5	1:17.315	+4.117	15:48:10.625
Best Tm: 1:13.198			

Lap	Lap Tm	Diff	Time of Day
(59) Robin LONGDON			
1	-:--		15:42:51.073
2	1:02.500	+1.185	15:43:53.573
3	1:02.349	+1.034	15:44:55.922
4	1:01.315	-	15:45:57.237
5	1:01.556	+0.241	15:46:58.793
6	1:02.281	+0.966	15:48:01.074
Best Tm: 1:01.315			

Lap	Lap Tm	Diff	Time of Day
(54) John FYDA			
1	-:--		15:42:49.951
2	1:07.429	+6.841	15:43:57.380
3	1:00.681	+0.093	15:44:58.061
4	1:00.600	+0.012	15:45:58.661
5	1:00.588	-	15:46:59.249
6	1:02.199	+1.611	15:48:01.448
Best Tm: 1:00.588			

Race



Competitors	Laps						
		1	2	3	4	5	6
John FYDA (54)	1	54	59	59	59	59	59
Robin LONGDON (59)	2	59	63	54	54	54	54
Roger MURRAY (63)	3	63	54	63	63	63	63
Barry WESTMORELAND (83)	4	83	83	83	83	83	83
John CHISHOLM (85)	5	85	85	85	85	85	79
Andrew HIBBARD (79)	6	79	79	79	79	79	85
Paul DAVIS (88)	7	88	88	88	88	88	88
Bob BIRRELL (70)	8	70	70	70	65	65	65
Simon SMYTH (66)	9	66	66	65	70	66	66
John TWEEDEALE (49)	10	49	65	66	66	70	70
George COOPER (65)	11	65	49	49	49	49	49
Rudolf ERNST (93)	12	93	93	93	93	93	93
Peter ANSTISS (73)	13	73	73	73	73	73	73
Vernon WILLIAMSON (76)	14	76	76	76	76	76	
Steve FUTTER (81)	15	81	81	81	81	81	
Alan BIGGAR (61)	16	61	61	61	61	61	

Classic Speedfair

Sorted on Laps

Formula Junior Historic Racing Assoc

Knockhill 1.280 Miles

Race 5A

21/07/2007 14:50

Race

Pos	No.	Name	Make/Model	CC	Class C	Laps	Total Tm	Diff	Avg. Speed	Best Tm 1 Lap	Laps
1	9	John TRUSLOVE	Lola MK2	1098	A2	10	10:51.199	-	70.762	1:04.136	10
2	3	Clive WILSON	Lola NK2	1098	A2	10	10:52.965	+1.766	70.570	1:03.735	10
3	37	Tony MARTINDALE	Esenkay	1098	B	10	11:11.676	+20.477	68.604	1:05.910	9
4	4	Derek WALKER	Terrier MkIV	1098	A2	10	11:12.454	+21.255	68.525	1:05.278	6
5	8	Tony STEELE	Lola MK2	1098	A2	10	11:17.820	+26.621	67.983	1:06.663	5
6	44	Andrew ROBERTSON	Crossle 4F	1100	B	10	11:23.509	+32.310	67.417	1:06.862	8
7	43	Doug MARTIN	Elva 200	1098	B	10	11:30.638	+39.439	66.721	1:07.872	9
8	25	Bernard BROCK	Elva 100	1098	A2	10	11:33.159	+41.960	66.478	1:07.785	7
9	31	Kevin MUSSON	Lotus 16	997	B	10	11:34.026	+42.827	66.395	1:07.876	9
10	26	Paul SMEETH	Elva 100	1098	A2	10	11:39.672	+48.473	65.859	1:08.653	4
11	7	Duncan RABAGLIATI	Alexis HF1	1098	A2	10	11:50.386	+59.187	64.866	1:09.448	7
12	18	B J COLARIC	Elva 100	1098	A2	9	11:15.313	1 Lap	61.411	1:11.736	3
13	16	Gordon WRIGHT	Stanguellini	1098	A1	9	11:39.153	+23.840	59.317	1:14.882	2

Not classified

DNS	35	Tim BISHOP	Cauter	1098	B	0	----	-	-	----	0
-----	----	------------	--------	------	---	---	------	---	---	------	---

Announcements

New Track Record (1:03.735) for Formula Junior (A2) by Clive WILSON.

New Track Record (1:05.910) for Formula Junior (B) by Tony MARTINDALE.

New Track Record (1:14.882) for Formula Junior (A1) by Gordon WRIGHT.

Margin of Victory	Avg. Speed	Best Lap Tm	Best Spd	Best Lap by
+1.766	70.762	1:03.735	72.299	[3] Clive WILSON

Printed: 21/07/2007 21:34:52

ih Motorsport Automatic Race Timing (SMART)

Chief Timekeeper - Ian Sharp

Orbits 3

Clerk of the Course

www.amb-it.com

Sig.

Time

www.mylaps.com

Results can be downloaded at www.smart-timing.co.uk

Page 1/1

Classic Speedfair

Formula Junior Historic Racing Assoc

Knockhill 1.280 Miles

Race 5A

21/07/2007 14:50

Race

Lap	Lap Tm	Diff	Time of Day
(9) John TRUSLOVE			
1	-:--		16:10:03.672
2	1:04.417	+0.281	16:11:08.089
3	1:04.686	+0.550	16:12:12.775
4	1:04.562	+0.426	16:13:17.337
5	1:04.293	+0.157	16:14:21.630
6	1:04.698	+0.562	16:15:26.328
7	1:05.863	+1.727	16:16:32.191
8	1:04.752	+0.616	16:17:36.943
9	1:04.358	+0.222	16:18:41.301
10	1:04.136	-	16:19:45.437
Best Tm: 1:04.136			

(3) Clive WILSON			
1	-:--		16:10:04.075
2	1:04.539	+0.804	16:11:08.614
3	1:04.738	+1.003	16:12:13.352
4	1:04.314	+0.579	16:13:17.666
5	1:05.451	+1.716	16:14:23.117
6	1:04.904	+1.169	16:15:28.021
7	1:04.317	+0.582	16:16:32.338
8	1:05.761	+2.026	16:17:38.099
9	1:05.369	+1.634	16:18:43.468
10	1:03.735	-	16:19:47.203
Best Tm: 1:03.735			

(37) Tony MARTINDALE			
1	-:--		16:10:03.554
2	1:07.508	+1.598	16:11:11.062
3	1:07.269	+1.359	16:12:18.331
4	1:06.703	+0.793	16:13:25.034
5	1:07.401	+1.491	16:14:32.435
6	1:06.812	+0.902	16:15:39.247
7	1:06.423	+0.513	16:16:45.670
8	1:06.573	+0.663	16:17:52.243
9	1:05.910	-	16:18:58.153
10	1:07.761	+1.851	16:20:05.914
Best Tm: 1:05.910			

(4) Derek WALKER			
1	-:--		16:10:10.967
2	1:07.616	+2.338	16:11:18.583
3	1:06.802	+1.524	16:12:25.385
4	1:05.725	+0.447	16:13:31.110
5	1:06.568	+1.290	16:14:37.678
6	1:05.278	-	16:15:42.956
7	1:06.819	+1.541	16:16:49.775
8	1:05.856	+0.578	16:17:55.631
9	1:05.473	+0.195	16:19:01.104
10	1:05.588	+0.310	16:20:06.692
Best Tm: 1:05.278			

(8) Tony STEELE			
1	-:--		16:10:05.802
2	1:07.249	+0.586	16:11:13.051
3	1:07.425	+0.762	16:12:20.476

4	1:07.624	+0.961	16:13:28.100
5	1:06.663	-	16:14:34.763
6	1:07.222	+0.559	16:15:41.985
7	1:08.825	+2.162	16:16:50.810
8	1:06.848	+0.185	16:17:57.658
9	1:07.067	+0.404	16:19:04.725
10	1:07.333	+0.670	16:20:12.058
Best Tm: 1:06.663			

(44) Andrew ROBERTSON			
1	-:--		16:10:07.811
2	1:09.217	+2.355	16:11:17.028
3	1:08.570	+1.708	16:12:25.598
4	1:06.871	+0.009	16:13:32.469
5	1:07.203	+0.341	16:14:39.672
6	1:07.557	+0.695	16:15:47.229
7	1:06.962	+0.100	16:16:54.191
8	1:06.862	-	16:18:01.053
9	1:09.441	+2.579	16:19:10.494
10	1:07.253	+0.391	16:20:17.747
Best Tm: 1:06.862			

(43) Doug MARTIN			
1	-:--		16:10:09.218
2	1:08.586	+0.714	16:11:17.804
3	1:09.373	+1.501	16:12:27.177
4	1:08.043	+0.171	16:13:35.220
5	1:08.052	+0.180	16:14:43.272
6	1:09.035	+1.163	16:15:52.307
7	1:08.289	+0.417	16:17:00.596
8	1:08.387	+0.515	16:18:08.983
9	1:07.872	-	16:19:16.855
10	1:08.021	+0.149	16:20:24.876
Best Tm: 1:07.872			

(25) Bernard BROCK			
1	-:--		16:10:09.986
2	1:09.304	+1.519	16:11:19.290
3	1:09.022	+1.237	16:12:28.312
4	1:08.830	+1.045	16:13:37.142
5	1:09.065	+1.280	16:14:46.207
6	1:07.914	+0.129	16:15:54.121
7	1:07.785	-	16:17:01.906
8	1:08.213	+0.428	16:18:10.119
9	1:07.973	+0.188	16:19:18.092
10	1:09.305	+1.520	16:20:27.397
Best Tm: 1:07.785			

(31) Kevin MUSSON			
1	-:--		16:10:09.431
2	1:09.381	+1.505	16:11:18.812
3	1:09.338	+1.462	16:12:28.150
4	1:09.015	+1.139	16:13:37.165
5	1:09.327	+1.451	16:14:46.492
6	1:08.857	+0.981	16:15:55.349
7	1:07.895	+0.019	16:17:03.244
8	1:07.947	+0.071	16:18:11.191
9	1:07.876	-	16:19:19.067

Lap	Lap Tm	Diff	Time of Day
10	1:09.197	+1.321	16:20:28.264
Best Tm: 1:07.876			

(26) Paul SMEETH			
1	-:--		16:10:11.113
2	1:09.346	+0.693	16:11:20.459
3	1:08.837	+0.184	16:12:29.296
4	1:08.653	-	16:13:37.949
5	1:09.594	+0.941	16:14:47.543
6	1:09.763	+1.110	16:15:57.306
7	1:09.062	+0.409	16:17:06.368
8	1:09.331	+0.678	16:18:15.699
9	1:08.903	+0.250	16:19:24.602
10	1:09.308	+0.655	16:20:33.910
Best Tm: 1:08.653			

(7) Duncan RABAGLIATI			
1	-:--		16:10:13.927
2	1:10.361	+0.913	16:11:24.288
3	1:10.336	+0.888	16:12:34.624
4	1:10.032	+0.584	16:13:44.656
5	1:10.237	+0.789	16:14:54.893
6	1:09.958	+0.510	16:16:04.851
7	1:09.448	-	16:17:14.299
8	1:10.650	+1.202	16:18:24.949
9	1:10.032	+0.584	16:19:34.981
10	1:09.643	+0.195	16:20:44.624
Best Tm: 1:09.448			

(18) B J COLARIC			
1	-:--		16:10:17.281
2	1:14.022	+2.286	16:11:31.303
3	1:11.736	-	16:12:43.039
4	1:12.286	+0.550	16:13:55.325
5	1:12.829	+1.093	16:15:08.154
6	1:13.756	+2.020	16:16:21.910
7	1:13.331	+1.595	16:17:35.241
8	1:18.850	+7.114	16:18:54.091
9	1:15.460	+3.724	16:20:09.551
Best Tm: 1:11.736			

(16) Gordon WRIGHT			
1	-:--		16:10:16.805
2	1:14.882	-	16:11:31.687
3	1:16.099	+1.217	16:12:47.786
4	1:16.608	+1.726	16:14:04.394
5	1:15.922	+1.040	16:15:20.316
6	1:18.676	+3.794	16:16:38.992
7	1:16.716	+1.834	16:17:55.708
8	1:19.784	+4.902	16:19:15.492
9	1:17.899	+3.017	16:20:33.391
Best Tm: 1:14.882			

(35) Tim BISHOP			
Best Tm: -:--			

Printed: 21/07/2007 21:35:10

British Motorsport Automatic Race Timing (SMART)

Chief Timekeeper - Ian Sharp

Clerk of the Course

Sig. Time

Results can be downloaded at www.smart-timing.co.uk

Orbits 3

www.amb-it.com

www.mylaps.com

Page 1/1

Competitors	Laps										
	1	2	3	4	5	6	7	8	9	10	
Tony MARTINDALE (37)	1	37	9	9	9	9	9	9	9	9	9
John TRUSLOVE (9)	2	9	3	3	3	3	3	3	3	3	3
Clive WILSON (3)	3	3	37	37	37	37	37	37	37	37	37
Tony STEELE (8)	4	8	8	8	8	8	8	4	4	4	4
Andrew ROBERTSON (44)	5	44	44	4	4	4	4	8	8	8	8
Doug MARTIN (43)	6	43	43	44	44	44	44	44	44	44	44
Kevin MUSSON (31)	7	31	4	43	43	43	43	43	43	43	43
Bernard BROCK (25)	8	25	31	31	25	25	25	25	25	25	25
Derek WALKER (4)	9	4	25	25	31	31	31	31	31	31	31
Paul SMEETH (26)	10	26	26	26	26	26	26	26	26	26	26
Duncan RABAGLIATI (7)	11	7	7	7	7	7	7	7	7	7	7
Gordon WRIGHT (16)	12	16	18	18	18	18	18	18	18	18	18
B J COLARIC (18)	13	18	16	16	16	16	16	16	16	16	16
-	14										

Classic Speedfair

Formula Junior Historic Racing Assoc

Knockhill 1.280 Miles

Race 14 - Second Race

22/07/2007 14:15

Race

2
[83] Barry WESTMORELAND
[6]
4
[79] Andrew HIBBARD
[6]
6
[3] Clive WILSON
[6]
8
[65] George COOPER
[6]
10
[70] Bob BIRRELL
[6]
12
[37] Tony MARTINDALE
[6]
14
[4] Derek WALKER
[6]
16
[43] Doug MARTIN
[6]
18
[25] Bernard BROCK
[6]
20
[73] Peter ANSTISS
[6]
22
[18] B J COLARIC
[6]
24
[81] Steve FUTTER
[5]
26
[16] Gordon WRIGHT
[5]
28
[35] Tim BISHOP
[0]

1
[63] Roger MURRAY
[6]
3
[9] John TRUSLOVE
[6]
5
[85] John CHISHOLM
[6]
7
[88] Paul DAVIS
[6]
9
[66] Simon SMYTH
[6]
11
[49] John TWEEDALE
[6]
13
[8] Tony STEELE
[6]
15
[44] Andrew ROBERTSON
[6]
17
[93] Rudolf ERNST
[6]
19
[31] Kevin MUSSON
[6]
21
[26] Paul SMEETH
[6]
23
[76] Vernon WILLIAMSON
[5]
25
[61] Alan BIGGAR
[5]
27
[59] Robin LONGDON
[0]

1
2
3
4
5
6
7
8
9
10
11
12
13
14

Classic Speedfair

Formula Junior Historic Racing Assoc

Knockhill 1.280 Miles

Race 14 - Second Race

22/07/2007 14:15

Race

29

[7] Duncan RABAGLIATI

[6]

15

Classic Speedfair

Sorted on Laps

Power Torque Morgan Championship

Knockhill 1.280 Miles

Race 6 - First Race

21/07/2007 15:10

Race

Pos	No.	Name	Make/Model	CC	Class C	Laps	Total Tm	Diff	Avg. Speed	Best Tm 1 Lap	Laps
1	29	Keith AHLERS	Morgan	4599	A	17	16:49.597	-	77.591	57.944	15
2	54	Peter HORSMAN	Morgan	3999	B	17	17:11.253	+21.656	75.962	59.801	13
3	1	Russell PATERSON	Morgan Roadster	2967	B	17	17:15.331	+25.734	75.663	59.900	4
4	37	Tony LEES	Morgan	3999	B	17	17:22.407	+32.810	75.149	1:00.021	7
5	68	Aly HUNTER	Morgan	3600	Invt.	17	17:22.974	+33.377	75.108	59.644	13
6	86	Richard PLANT	Morgan	3900	B	17	17:41.640	+52.043	73.788	1:01.120	5
7	49	Phillip GODDARD	Morgan	2967	C6	16	16:58.185	1 Lap	72.411	1:02.303	11
8	50	Paul BURRY	Morgan	2967	C6	16	17:02.550	+4.365	72.102	1:02.740	10
9	66	Andrew THOMPSON	Morgan	2967	C6	16	17:04.660	+6.475	71.954	1:01.861	10
10	6	Simon OREBIGANN	Morgan Lightweight	2967	C6	16	17:18.525	+20.340	70.993	1:03.022	13
11	30	Tony RIVERS	Morgan	2789	C6	16	17:39.498	+41.313	69.588	1:04.014	13
12	75	Andrew POTTER	Morgan Lightwieght	2967	C6	15	17:17.633	2 Laps	66.613	1:06.211	13
13	78	Roger WHITESIDE	Morgan Roadster	2967	C6	15	17:17.665	+0.032	66.611	1:06.001	13
14	11	David JAMES	Morgan	2138	D	15	18:10.242	+52.609	63.399	1:09.131	14

Not classified

DNS	35	Chris SPRINGALL	Morgan	3900	CB	0	----	-	-	----	0
-----	----	-----------------	--------	------	----	---	------	---	---	------	---

Margin of Victory	Avg. Speed	Best Lap Tm	Best Spd	Best Lap by
+21.656	77.591	57.944	79.525	[29] Keith AHLERS

Printed: 21/07/2007 20:45:44

ih Motorsport Automatic Race Timing (SMART)

Chief Timekeeper - Ian Sharp

Orbits 3

Clerk of the Course

www.amb-it.com

Sig.

Time

www.mylaps.com

Results can be downloaded at www.smart-timing.co.uk

Classic Speedfair

Power Torque Morgan Championship

Knockhill 1.280 Miles

Race 6 - First Race

21/07/2007 15:10

Race

Lap	Lap Tm	Diff	Time of Day
(29) Keith AHLERS			
1	-:--		16:31:52.736
2	1:00.971	+3.027	16:32:53.707
3	1:00.139	+2.195	16:33:53.846
4	59.433	+1.489	16:34:53.279
5	58.735	+0.791	16:35:52.014
6	59.744	+1.800	16:36:51.758
7	58.313	+0.369	16:37:50.071
8	58.774	+0.830	16:38:48.845
9	59.351	+1.407	16:39:48.196
10	59.145	+1.201	16:40:47.341
11	58.639	+0.695	16:41:45.980
12	59.587	+1.643	16:42:45.567
13	58.907	+0.963	16:43:44.474
14	58.304	+0.360	16:44:42.778
15	57.944	-	16:45:40.722
16	58.589	+0.645	16:46:39.311
17	58.574	+0.630	16:47:37.885
Best Tm: 57.944			

Lap	Lap Tm	Diff	Time of Day
(54) Peter HORSMAN			
1	-:--		16:31:53.907
2	1:00.811	+1.010	16:32:54.718
3	1:00.330	+0.529	16:33:55.048
4	1:00.252	+0.451	16:34:55.300
5	59.813	+0.012	16:35:55.113
6	59.994	+0.193	16:36:55.107
7	59.892	+0.091	16:37:54.999
8	1:00.934	+1.133	16:38:55.933
9	1:00.193	+0.392	16:39:56.126
10	1:00.050	+0.249	16:40:56.176
11	59.924	+0.123	16:41:56.100
12	1:00.298	+0.497	16:42:56.398
13	59.801	-	16:43:56.199
14	1:00.154	+0.353	16:44:56.353
15	1:00.671	+0.870	16:45:57.024
16	1:00.131	+0.330	16:46:57.155
17	1:02.386	+2.585	16:47:59.541
Best Tm: 59.801			

Lap	Lap Tm	Diff	Time of Day
(1) Russell PATERSON			
1	-:--		16:31:54.121
2	1:01.571	+1.671	16:32:55.692
3	1:00.388	+0.488	16:33:56.080
4	59.900	-	16:34:55.980
5	1:00.097	+0.197	16:35:56.077
6	1:00.507	+0.607	16:36:56.584
7	1:00.276	+0.376	16:37:56.860
8	1:00.790	+0.890	16:38:57.650
9	1:00.706	+0.806	16:39:58.356
10	1:01.013	+1.113	16:40:59.369
11	1:00.075	+0.175	16:41:59.444
12	1:00.056	+0.156	16:42:59.500
13	1:00.396	+0.496	16:43:59.896
14	1:00.131	+0.231	16:45:00.027
15	1:00.543	+0.643	16:46:00.570
16	1:00.828	+0.928	16:47:01.398
17	1:02.221	+2.321	16:48:03.619
Best Tm: 59.900			

Lap	Lap Tm	Diff	Time of Day
(37) Tony LEES			
1	-:--		16:31:55.117
2	1:01.641	+1.620	16:32:56.758
3	1:00.610	+0.589	16:33:57.368
4	1:00.727	+0.706	16:34:58.095
5	1:00.400	+0.379	16:35:58.495
6	1:00.653	+0.632	16:36:59.148
7	1:00.021	-	16:37:59.169
8	1:00.944	+0.923	16:39:00.113
9	1:01.167	+1.146	16:40:01.280
10	1:01.223	+1.202	16:41:02.503
11	1:01.160	+1.139	16:42:03.663
12	1:01.070	+1.049	16:43:04.733
13	1:01.443	+1.422	16:44:06.176
14	1:01.017	+0.996	16:45:07.193
15	1:01.880	+1.859	16:46:09.073
16	1:00.867	+0.846	16:47:09.940
17	1:00.755	+0.734	16:48:10.695
Best Tm: 1:00.021			

Lap	Lap Tm	Diff	Time of Day
(68) Aly HUNTER			
1	-:--		16:31:56.546
2	1:02.111	+2.467	16:32:58.657
3	1:01.015	+1.371	16:33:59.672
4	1:00.615	+0.971	16:35:00.287
5	1:01.270	+1.626	16:36:01.557
6	1:01.809	+2.165	16:37:03.366
7	1:02.839	+3.195	16:38:06.205
8	1:00.376	+0.732	16:39:06.581
9	1:03.282	+3.638	16:40:09.863
10	1:00.497	+0.853	16:41:10.360
11	1:00.561	+0.917	16:42:10.921
12	1:00.375	+0.731	16:43:11.296
13	59.644	-	16:44:10.940
14	1:00.959	+1.315	16:45:11.899
15	59.789	+0.145	16:46:11.688
16	59.812	+0.168	16:47:11.500
17	59.762	+0.118	16:48:11.262
Best Tm: 59.644			

Lap	Lap Tm	Diff	Time of Day
(86) Richard PLANT			
1	-:--		16:31:55.676
2	1:01.815	+0.695	16:32:57.491
3	1:01.545	+0.425	16:33:59.036
4	1:01.264	+0.144	16:35:00.300
5	1:01.120	-	16:36:01.420
6	1:02.764	+1.644	16:37:04.184
7	1:03.233	+2.113	16:38:07.417
8	1:01.610	+0.490	16:39:09.027
9	1:01.937	+0.817	16:40:10.964
10	1:01.872	+0.752	16:41:12.836
11	1:02.342	+1.222	16:42:15.178
12	1:02.400	+1.280	16:43:17.578
13	1:02.619	+1.499	16:44:20.197
14	1:01.590	+0.470	16:45:21.787
15	1:02.861	+1.741	16:46:24.648
16	1:02.607	+1.487	16:47:27.255
17	1:02.673	+1.553	16:48:29.928
Best Tm: 1:01.120			

Lap	Lap Tm	Diff	Time of Day
(49) Phillip GODDARD			
1	-:--		16:31:57.411
2	1:03.819	+1.516	16:33:01.230
3	1:03.167	+0.864	16:34:04.397
4	1:03.579	+1.276	16:35:07.976
5	1:02.781	+0.478	16:36:10.757
6	1:02.406	+0.103	16:37:13.163
7	1:03.261	+0.958	16:38:16.424
8	1:05.245	+2.942	16:39:21.669
9	1:03.857	+1.554	16:40:25.526
10	1:02.732	+0.429	16:41:28.258
11	1:02.303	-	16:42:30.561
12	1:03.369	+1.066	16:43:33.930
13	1:03.065	+0.762	16:44:36.995
14	1:02.710	+0.407	16:45:39.705
15	1:03.006	+0.703	16:46:42.711
16	1:03.762	+1.459	16:47:46.473
Best Tm: 1:02.303			

Lap	Lap Tm	Diff	Time of Day
(50) Paul BURRY			
1	-:--		16:31:58.319
2	1:04.178	+1.438	16:33:02.497
3	1:03.584	+0.844	16:34:06.081
4	1:03.485	+0.745	16:35:09.566
5	1:02.957	+0.217	16:36:12.523
6	1:03.135	+0.395	16:37:15.658
7	1:03.688	+0.948	16:38:19.346
8	1:03.998	+1.258	16:39:23.344
9	1:03.340	+0.600	16:40:26.684
10	1:02.740	-	16:41:29.424
11	1:02.794	+0.054	16:42:32.218
12	1:03.336	+0.596	16:43:35.554
13	1:03.559	+0.819	16:44:39.113
14	1:03.104	+0.364	16:45:42.217
15	1:04.306	+1.566	16:46:46.523
16	1:04.315	+1.575	16:47:50.838
Best Tm: 1:02.740			

Lap	Lap Tm	Diff	Time of Day
(66) Andrew THOMPSON			
1	-:--		16:32:00.861
2	1:04.937	+3.076	16:33:05.798
3	1:02.995	+1.134	16:34:08.793
4	1:03.711	+1.850	16:35:12.504
5	1:03.276	+1.415	16:36:15.780
6	1:02.167	+0.306	16:37:17.947
7	1:02.642	+0.781	16:38:20.589
8	1:05.185	+3.324	16:39:25.774
9	1:03.763	+1.902	16:40:29.537
10	1:01.861	-	16:41:31.398
11	1:02.777	+0.916	16:42:34.175
12	1:02.341	+0.480	16:43:36.516
13	1:03.675	+1.814	16:44:40.191
14	1:02.651	+0.790	16:45:42.842
15	1:03.624	+1.763	16:46:46.466
16	1:06.482	+4.621	16:47:52.948
Best Tm: 1:01.861			

Lap	Lap Tm	Diff	Time of Day
(6) Simon OREBIGANN			

Classic Speedfair

Power Torque Morgan Championship

Knockhill 1.280 Miles

Race 6 - First Race

21/07/2007 15:10

Race

Lap	Lap Tm	Diff	Time of Day
1	-:--		16:32:01.544
2	1:05.622	+2.600	16:33:07.166
3	1:04.333	+1.311	16:34:11.499
4	1:05.100	+2.078	16:35:16.599
5	1:04.985	+1.963	16:36:21.584
6	1:04.658	+1.636	16:37:26.242
7	1:03.906	+0.884	16:38:30.148
8	1:04.509	+1.487	16:39:34.657
9	1:04.199	+1.177	16:40:38.856
10	1:05.248	+2.226	16:41:44.104
11	1:04.600	+1.578	16:42:48.704
12	1:03.391	+0.369	16:43:52.095
13	1:03.022	-	16:44:55.117
14	1:03.693	+0.671	16:45:58.810
15	1:03.415	+0.393	16:47:02.225
16	1:04.588	+1.566	16:48:06.813

Best Tm: 1:03.022

(30) Tony RIVERS

1	-:--		16:32:00.209
2	1:05.726	+1.712	16:33:05.935
3	1:05.333	+1.319	16:34:11.268
4	1:05.061	+1.047	16:35:16.329
5	1:05.280	+1.266	16:36:21.609
6	1:06.906	+2.892	16:37:28.515
7	1:05.421	+1.407	16:38:33.936
8	1:06.768	+2.754	16:39:40.704
9	1:05.957	+1.943	16:40:46.661
10	1:05.326	+1.312	16:41:51.987
11	1:05.347	+1.333	16:42:57.334
12	1:04.681	+0.667	16:44:02.015
13	1:04.014	-	16:45:06.029
14	1:07.888	+3.874	16:46:13.917
15	1:06.049	+2.035	16:47:19.966
16	1:07.820	+3.806	16:48:27.786

Best Tm: 1:04.014

(75) Andrew POTTER

1	-:--		16:32:06.396
2	1:09.588	+3.377	16:33:15.984
3	1:10.561	+4.350	16:34:26.545
4	1:07.964	+1.753	16:35:34.509
5	1:07.583	+1.372	16:36:42.092
6	1:08.007	+1.796	16:37:50.099
7	1:11.340	+5.129	16:39:01.439
8	1:10.500	+4.289	16:40:11.939
9	1:07.412	+1.201	16:41:19.351
10	1:08.424	+2.213	16:42:27.775
11	1:08.671	+2.460	16:43:36.446
12	1:08.506	+2.295	16:44:44.952
13	1:06.211	-	16:45:51.163
14	1:06.863	+0.652	16:46:58.026
15	1:07.895	+1.684	16:48:05.921

Best Tm: 1:06.211

(78) Roger WHITESIDE

1	-:--		16:32:05.488
2	1:09.607	+3.606	16:33:15.095
3	1:10.204	+4.203	16:34:25.299
4	1:08.242	+2.241	16:35:33.541

Lap	Lap Tm	Diff	Time of Day
5	1:08.244	+2.243	16:36:41.785
6	1:07.826	+1.825	16:37:49.611
7	1:10.280	+4.279	16:38:59.891
8	1:10.782	+4.781	16:40:10.673
9	1:08.284	+2.283	16:41:18.957
10	1:07.200	+1.199	16:42:26.157
11	1:07.648	+1.647	16:43:33.805
12	1:10.799	+4.798	16:44:44.604
13	1:06.001	-	16:45:50.605
14	1:06.832	+0.831	16:46:57.437
15	1:08.516	+2.515	16:48:05.953

Best Tm: 1:06.001

(11) David JAMES

1	-:--		16:32:11.238
2	1:12.398	+3.267	16:33:23.636
3	1:12.555	+3.424	16:34:36.191
4	1:11.531	+2.400	16:35:47.722
5	1:13.546	+4.415	16:37:01.268
6	1:11.962	+2.831	16:38:13.230
7	1:12.573	+3.442	16:39:25.803
8	1:10.072	+0.941	16:40:35.875
9	1:12.850	+3.719	16:41:48.725
10	1:10.996	+1.865	16:42:59.721
11	1:09.418	+0.287	16:44:09.139
12	1:09.874	+0.743	16:45:19.013
13	1:09.275	+0.144	16:46:28.288
14	1:09.131	-	16:47:37.419
15	1:21.111	+11.980	16:48:58.530

Best Tm: 1:09.131

(35) Chris SPRINGALL

Best Tm: -:--

Competitors	Laps																
	1	2	3	4	5	6	7	8	9	10	11	12	13	14	15	16	17
Keith AHLERS (29)	1	29	29	29	29	29	29	29	29	29	29	29	29	29	29	29	29
Peter HORSMAN (54)	2	54	54	54	54	54	54	54	54	54	54	54	54	54	54	54	54
Russell PATERSON (1)	3	1	1	1	1	1	1	1	1	1	1	1	1	1	1	1	1
Tony LEES (37)	4	37	37	37	37	37	37	37	37	37	37	37	37	37	37	37	37
Richard PLANT (86)	5	86	86	86	68	86	68	68	68	68	68	68	68	68	68	68	68
Aly HUNTER (68)	6	68	68	68	86	68	86	86	86	86	86	86	86	86	86	86	86
Phillip GODDARD (49)	7	49	49	49	49	49	49	49	49	49	49	49	49	49	49	49	49
Paul BURRY (50)	8	50	50	50	50	50	50	50	50	50	50	50	50	50	66	50	
Tony RIVERS (30)	9	30	66	66	66	66	66	66	66	66	66	66	66	66	66	50	66
Andrew THOMPSON (66)	10	66	30	30	30	6	6	6	6	6	6	6	6	6	6	6	6
Simon OREBIGANN (6)	11	6	6	6	6	30	30	30	30	30	30	30	30	30	30	30	30
Roger WHITESIDE (78)	12	78	78	78	78	78	78	78	78	78	78	78	78	78	78	78	75
Andrew POTTER (75)	13	75	75	75	75	75	75	75	75	75	75	75	75	75	75	75	78
David JAMES (11)	14	11	11	11	11	11	11	11	11	11	11	11	11	11	11	11	
-	15																

Classic Speedfair

Sorted on Laps

Scottish Legends

Knockhill 1.280 Miles

Race 7 - First Race

21/07/2007 15:30

Race

Pos	No.	Name	Make/Model	CC	Class	Laps	Total Tm	Diff	Avg. Speed	Best Tm 1 Lap	Laps
1	22	Benjamin MASON	Ford Sedan	1250	L	10	11:45.954	-	65.273	1:06.248	10
2	70	David THORBURN	34 Ford Coupe	1200	L	10	11:48.058	+2.104	65.079	1:06.634	9
3	44	Andrew DONALD	Ford Sedan	1250	L	10	11:52.802	+6.848	64.646	1:07.234	10
4	80	Steve COULL	Legend	1250	L	10	11:53.526	+7.572	64.581	1:07.344	10
5	68	Carol BROWN	Ford Sedan	1200	L	10	11:53.901	+7.947	64.547	1:07.103	10
6	46	Colin ATKINSON	Legend	1200	L	10	11:54.639	+8.685	64.480	1:07.030	9
7	23	Alistair GAULD	Legend	1200	L	10	11:56.772	+10.818	64.288	1:06.937	10
8	90	Mark LEES	Dodge Coupe	1250	L	10	11:57.411	+11.457	64.231	1:07.190	10
9	69	Gerard McCOSH	Ford Coupe	1250	L	10	12:00.992	+15.038	63.912	1:05.983	10
10	31	Alex KNIGHT	Legend	1250	L	10	12:01.400	+15.446	63.876	1:06.084	10
11	42	Jamie WILLIS	Legend	1200	L	10	12:09.940	+23.986	63.128	1:07.463	10
12	71	Alasdair THOM	Chevy Sedan	1250	L	10	12:19.419	+33.465	62.319	1:08.921	10
13	88	Jason OGG	34 Chevy Coupe	1250	L	10	12:23.384	+37.430	61.987	1:08.854	10
14	99	Gordon MANN	37 Ford Sedan	1250	L	10	12:35.356	+49.402	61.004	1:09.434	10
15	60	Michael HOGG	Chevy	1250	LS	8	11:56.335	2 Laps	51.462	1:17.749	7

Margin of Victory	Avg. Speed	Best Lap Tm	Best Spd	Best Lap by
+2.104	65.273	1:05.983	69.836	[69] Gerard McCOSH

Printed: 21/07/2007 20:52:32

ih Motorsport Automatic Race Timing (SMART)

Chief Timekeeper - Ian Sharp

Orbits 3

Clerk of the Course

www.amb-it.com

Sig.

Time

www.mylaps.com

Results can be downloaded at www.smart-timing.co.uk

Classic Speedfair

Scottish Legends

Race 7 - First Race

Race

Knockhill 1.280 Miles

21/07/2007 15:30

Lap	Lap Tm	Diff	Time of Day
(22) Benjamin MASON			
1	1:19.194	+12.946	16:57:52.991
2	1:12.030	+5.782	16:59:05.021
3	1:11.909	+5.661	17:00:16.930
4	1:11.850	+5.602	17:01:28.780
5	1:09.070	+2.822	17:02:37.850
6	1:08.266	+2.018	17:03:46.116
7	1:07.993	+1.745	17:04:54.109
8	1:07.785	+1.537	17:06:01.894
9	1:06.497	+0.249	17:07:08.391
10	1:06.248	-	17:08:14.639
Best Tm: 1:06.248			

Lap	Lap Tm	Diff	Time of Day
(70) David THORBURN			
1	1:17.978	+11.344	16:57:49.737
2	1:12.561	+5.927	16:59:02.298
3	1:12.688	+6.054	17:00:14.986
4	1:11.061	+4.427	17:01:26.047
5	1:09.665	+3.031	17:02:35.712
6	1:09.548	+2.914	17:03:45.260
7	1:09.137	+2.503	17:04:54.397
8	1:08.391	+1.757	17:06:02.788
9	1:06.634	-	17:07:09.422
10	1:07.321	+0.687	17:08:16.743
Best Tm: 1:06.634			

Lap	Lap Tm	Diff	Time of Day
(44) Andrew DONALD			
1	1:17.950	+10.716	16:57:51.413
2	1:12.521	+5.287	16:59:03.934
3	1:11.522	+4.288	17:00:15.456
4	1:10.754	+3.520	17:01:26.210
5	1:10.335	+3.101	17:02:36.545
6	1:09.990	+2.756	17:03:46.535
7	1:09.776	+2.542	17:04:56.311
8	1:09.885	+2.651	17:06:06.196
9	1:08.057	+0.823	17:07:14.253
10	1:07.234	-	17:08:21.487
Best Tm: 1:07.234			

Lap	Lap Tm	Diff	Time of Day
(80) Steve COULL			
1	1:19.539	+12.195	16:57:49.742
2	1:13.331	+5.987	16:59:03.073
3	1:12.636	+5.292	17:00:15.709
4	1:11.319	+3.975	17:01:27.028
5	1:10.925	+3.581	17:02:37.953
6	1:10.479	+3.135	17:03:48.432
7	1:09.664	+2.320	17:04:58.096
8	1:08.652	+1.308	17:06:06.748
9	1:08.119	+0.775	17:07:14.867
10	1:07.344	-	17:08:22.211
Best Tm: 1:07.344			

Lap	Lap Tm	Diff	Time of Day
(68) Carol BROWN			
1	1:18.838	+11.735	16:57:50.101
2	1:13.615	+6.512	16:59:03.716
3	1:12.622	+5.519	17:00:16.338

Lap	Lap Tm	Diff	Time of Day
4	1:11.378	+4.275	17:01:27.716
5	1:10.608	+3.505	17:02:38.324
6	1:10.403	+3.300	17:03:48.727
7	1:09.987	+2.884	17:04:58.714
8	1:08.673	+1.570	17:06:07.387
9	1:08.096	+0.993	17:07:15.483
10	1:07.103	-	17:08:22.586
Best Tm: 1:07.103			

Lap	Lap Tm	Diff	Time of Day
(46) Colin ATKINSON			
1	1:18.455	+11.425	16:57:50.363
2	1:13.939	+6.909	16:59:04.302
3	1:12.138	+5.108	17:00:16.440
4	1:12.695	+5.665	17:01:29.135
5	1:10.608	+3.578	17:02:39.743
6	1:10.450	+3.420	17:03:50.193
7	1:09.663	+2.633	17:04:59.856
8	1:09.240	+2.210	17:06:09.096
9	1:07.030	-	17:07:16.126
10	1:07.198	+0.168	17:08:23.324
Best Tm: 1:07.030			

Lap	Lap Tm	Diff	Time of Day
(23) Alistair GAULD			
1	1:22.290	+15.353	16:57:53.599
2	1:12.950	+6.013	16:59:06.549
3	1:12.797	+5.860	17:00:19.346
4	1:10.920	+3.983	17:01:30.266
5	1:11.834	+4.897	17:02:42.100
6	1:09.778	+2.841	17:03:51.878
7	1:09.344	+2.407	17:05:01.222
8	1:09.072	+2.135	17:06:10.294
9	1:08.226	+1.289	17:07:18.520
10	1:06.937	-	17:08:25.457
Best Tm: 1:06.937			

Lap	Lap Tm	Diff	Time of Day
(90) Mark LEES			
1	1:17.461	+10.271	16:57:51.193
2	1:13.345	+6.155	16:59:04.538
3	1:12.305	+5.115	17:00:16.843
4	1:12.059	+4.869	17:01:28.902
5	1:10.022	+2.832	17:02:38.924
6	1:10.314	+3.124	17:03:49.238
7	1:10.331	+3.141	17:04:59.569
8	1:10.137	+2.947	17:06:09.706
9	1:09.200	+2.010	17:07:18.906
10	1:07.190	-	17:08:26.096
Best Tm: 1:07.190			

Lap	Lap Tm	Diff	Time of Day
(69) Gerard McCOSH			
1	1:23.541	+17.558	16:57:56.513
2	1:13.666	+7.683	16:59:10.179
3	1:12.239	+6.256	17:00:22.418
4	1:11.626	+5.643	17:01:34.044
5	1:11.259	+5.276	17:02:45.303
6	1:10.554	+4.571	17:03:55.857
7	1:11.028	+5.045	17:05:06.885
8	1:09.618	+3.635	17:06:16.503
9	1:07.191	+1.208	17:07:23.694

Lap	Lap Tm	Diff	Time of Day
10	1:05.983	-	17:08:29.677
Best Tm: 1:05.983			

Lap	Lap Tm	Diff	Time of Day
(31) Alex KNIGHT			
1	1:18.406	+12.322	16:57:49.237
2	1:15.748	+9.664	16:59:04.985
3	1:13.053	+6.969	17:00:18.038
4	1:11.754	+5.670	17:01:29.792
5	1:16.150	+10.066	17:02:45.942
6	1:12.075	+5.991	17:03:58.017
7	1:10.216	+4.132	17:05:08.233
8	1:08.677	+2.593	17:06:16.910
9	1:07.091	+1.007	17:07:24.001
10	1:06.084	-	17:08:30.085
Best Tm: 1:06.084			

Lap	Lap Tm	Diff	Time of Day
(42) Jamie WILLIS			
1	1:18.609	+11.146	16:57:48.787
2	1:24.670	+17.207	16:59:13.457
3	1:12.064	+4.601	17:00:25.521
4	1:11.967	+4.504	17:01:37.488
5	1:11.560	+4.097	17:02:49.048
6	1:11.677	+4.214	17:04:00.725
7	1:12.480	+5.017	17:05:13.205
8	1:09.832	+2.369	17:06:23.037
9	1:08.125	+0.662	17:07:31.162
10	1:07.463	-	17:08:38.625
Best Tm: 1:07.463			

Lap	Lap Tm	Diff	Time of Day
(71) Alasdair THOM			
1	1:27.511	+18.590	16:58:00.092
2	1:14.869	+5.948	16:59:14.961
3	1:13.756	+4.835	17:00:28.717
4	1:13.639	+4.718	17:01:42.356
5	1:13.743	+4.822	17:02:56.099
6	1:11.794	+2.873	17:04:07.893
7	1:10.822	+1.901	17:05:18.715
8	1:11.023	+2.102	17:06:29.738
9	1:09.445	+0.524	17:07:39.183
10	1:08.921	-	17:08:48.104
Best Tm: 1:08.921			

Lap	Lap Tm	Diff	Time of Day
(88) Jason OGG			
1	1:26.021	+17.167	16:57:58.391
2	1:17.136	+8.282	16:59:15.527
3	1:15.069	+6.215	17:00:30.596
4	1:14.492	+5.638	17:01:45.088
5	1:13.317	+4.463	17:02:58.405
6	1:12.538	+3.684	17:04:10.943
7	1:12.047	+3.193	17:05:22.990
8	1:10.892	+2.038	17:06:33.882
9	1:09.333	+0.479	17:07:43.215
10	1:08.854	-	17:08:52.069
Best Tm: 1:08.854			

Lap	Lap Tm	Diff	Time of Day
(99) Gordon MANN			

Classic Speedfair

Scottish Legends

Knockhill 1.280 Miles

Race 7 - First Race

21/07/2007 15:30

Race

Lap	Lap Tm	Diff	Time of Day
1	1:26.022	+16.588	16:57:59.457
2	1:15.175	+5.741	16:59:14.632
3	1:13.981	+4.547	17:00:28.613
4	1:15.118	+5.684	17:01:43.731
5	1:22.414	+12.980	17:03:06.145
6	1:14.603	+5.169	17:04:20.748
7	1:12.495	+3.061	17:05:33.243
8	1:11.101	+1.667	17:06:44.344
9	1:10.263	+0.829	17:07:54.607
10	1:09.434	-	17:09:04.041

Best Tm: 1:09.434

(60) Michael HOGG

1	2:28.993	+1:11.244	16:58:59.889
2	1:25.118	+7.369	17:00:25.007
3	1:23.225	+5.476	17:01:48.232
4	1:21.926	+4.177	17:03:10.158
5	1:19.886	+2.137	17:04:30.044
6	1:17.937	+0.188	17:05:47.981
7	1:17.749	-	17:07:05.730
8	1:19.290	+1.541	17:08:25.020

Best Tm: 1:17.749

Lap Lap Tm Diff Time of Day

Lap Lap Tm Diff Time of Day


Scottish Legends

Knockhill 1.280 Miles

Race 7 - First Race

21/07/2007 15:30

Race



Competitors	Laps											
	0	1	2	3	4	5	6	7	8	9	10	
Jamie WILLIS (42)	1	42	42	70	70	70	70	70	22	22	22	22
Steve COULL (80)	2	80	31	80	44	44	44	22	70	70	70	70
Alex KNIGHT (31)	3	31	70	68	80	80	22	44	44	44	44	44
Michael HOGG (60)	4	60	80	44	68	68	80	80	80	80	80	80
Carol BROWN (68)	5	68	68	46	46	22	68	68	68	68	68	68
Alistair GAULD (23)	6	23	46	90	90	90	90	90	90	46	46	46
David THORBURN (70)	7	70	90	31	22	46	46	46	46	90	23	23
Colin ATKINSON (46)	8	46	44	22	31	31	23	23	23	23	90	90
Jason OGG (88)	9	88	22	23	23	23	69	69	69	69	69	69
Alasdair THOM (71)	10	71	23	69	69	69	31	31	31	31	31	31
Gerard McCOSH (69)	11	69	69	42	42	42	42	42	42	42	42	42
Gordon MANN (99)	12	99	88	99	99	71	71	71	71	71	71	71
Andrew DONALD (44)	13	44	99	71	71	99	88	88	88	88	88	88
Mark LEES (90)	14	90	71	88	88	88	99	99	99	99	99	99
Benjamin MASON (22)	15	22	60	60	60	60	60	60	60	60	60	60

Classic Speedfair

Sorted on Laps

Irish Formula Ford Championship

Knockhill 1.280 Miles

Race 8 - Second Race

21/07/2007 16:00

Race

Pos	No.	Name	Make/Model	CC	Class C	Laps	Total Tm	Diff	Avg. Speed	Best Tm 1 Lap	Lap
1	46	Wayne BOYD	Van Diemen RF92	1600	IFF	15	14:09.466	-	81.369	55.507	12
2	12	Noel DUNNE	Van Diemen RF92	1600	IFF	15	14:09.828	+0.362	81.334	55.449	13
3	8	Paul DAGG	Van Diemen RF92	1600	IFF	15	14:11.184	+1.718	81.204	55.832	6
4	79	Joe TANNER	Swift SC95	1600	IFF	15	14:18.319	+8.853	80.529	56.003	13
5	50	James COLE	Van Diemen	1600	IFF	15	14:19.669	+10.203	80.403	56.302	13
6	22	Peter BARRABLE	Ray GR06	1600	IFF	15	14:30.721	+21.255	79.382	56.853	13
7	26	Neville SMITH	Ray GR07	1600	IFF	15	14:30.899	+21.433	79.366	55.913	10
8	21	Rory BARRABLE	Swift SC92	1600	IFF	15	14:33.407	+23.941	79.138	55.635	15
9	15	John FERGUSON	Raynard FF88	1600	IFF	15	14:38.047	+28.581	78.720	57.083	13
10	19	Patrick McKENNA	Ray GR07	1600	IFF	15	14:39.013	+29.547	78.634	56.176	15
11	90	Henry CAMPBELL	Reynard FF84	1600	IFF	15	15:08.725	+59.259	76.063	58.844	11
12	39	Noel CAREY	Ray GR06	1600	IFF	14	14:17.475	1 Lap	75.235	56.475	11
13	16	Hugh GRAHAM	Reynard FF84	1600	IFF	14	14:23.805	+6.330	74.683	1:00.047	7
14	77	Brendan DUGGAN	Van Diemen RF87	1600	IFF	14	14:38.662	+21.187	73.421	1:00.664	12
15	95	Richard YOUNG	Crossle 55F	1600	IFF	14	14:45.090	+27.615	72.887	1:00.931	11

Not classified

DNF	35	Robert GREGAN	Swift SC92	1600	IFF	13	12:24.965	-	80.412	56.086	13
DNF	97	Jimmy DOUGAN	Mondiale M88S	1600	IFF	13	13:10.021	-	75.826	59.196	4
DNF	92	Bernard BAXTER	Crossle 32F	1600	IFF	12	12:52.744	-	71.558	1:01.033	4
DNF	20	Norman DIXON	Crossle 32F	1600	IFF	5	5:40.109	-	67.743	59.265	4
DNF	4	Norman THOMPSON	Van Diemen RF86	1600	IFF	3	4:00.354	-	57.515	1:02.941	2

Announcements

New Track Record (55.449) for Irish FF1600 by Noel DUNNE.

Margin of Victory	Avg. Speed	Best Lap Tm	Best Spd	Best Lap by
+0.362	81.369	55.449	83.103	[12] Noel DUNNE

Printed: 21/07/2007 20:44:20

ih Motorsport Automatic Race Timing (SMART)

Chief Timekeeper - Ian Sharp

Orbits 3

Clerk of the Course

www.amb-it.com

Sig.

Time

www.mylaps.com

Results can be downloaded at www.smart-timing.co.uk

Page 1/1

Classic Speedfair

Irish Formula Ford Championship

Knockhill 1.280 Miles

Race 8 - Second Race

21/07/2007 16:00

Race

Lap	Lap Tm	Diff	Time of Day
(46) Wayne BOYD			
1	-:--		17:21:36.836
2	57.024	+1.517	17:22:33.860
3	57.388	+1.881	17:23:31.248
4	56.800	+1.293	17:24:28.048
5	56.249	+0.742	17:25:24.297
6	56.343	+0.836	17:26:20.640
7	56.568	+1.061	17:27:17.208
8	56.047	+0.540	17:28:13.255
9	56.142	+0.635	17:29:09.397
10	57.420	+1.913	17:30:06.817
11	55.704	+0.197	17:31:02.521
12	55.507	-	17:31:58.028
13	56.146	+0.639	17:32:54.174
14	55.765	+0.258	17:33:49.939
15	55.966	+0.459	17:34:45.905
Best Tm: 55.507			

Lap	Lap Tm	Diff	Time of Day
(12) Noel DUNNE			
1	-:--		17:21:36.486
2	56.987	+1.538	17:22:33.473
3	57.983	+2.534	17:23:31.456
4	57.370	+1.921	17:24:28.826
5	56.075	+0.626	17:25:24.901
6	56.182	+0.733	17:26:21.083
7	55.999	+0.550	17:27:17.082
8	55.891	+0.442	17:28:12.973
9	56.148	+0.699	17:29:09.121
10	57.642	+2.193	17:30:06.763
11	56.214	+0.765	17:31:02.977
12	55.604	+0.155	17:31:58.581
13	55.449	-	17:32:54.030
14	56.433	+0.984	17:33:50.463
15	55.804	+0.355	17:34:46.267
Best Tm: 55.449			

Lap	Lap Tm	Diff	Time of Day
(8) Paul DAGG			
1	-:--		17:21:37.264
2	57.351	+1.519	17:22:34.615
3	57.499	+1.667	17:23:32.114
4	57.563	+1.731	17:24:29.677
5	56.058	+0.226	17:25:25.735
6	55.832	-	17:26:21.567
7	56.083	+0.251	17:27:17.650
8	56.137	+0.305	17:28:13.787
9	56.013	+0.181	17:29:09.800
10	57.350	+1.518	17:30:07.150
11	56.137	+0.305	17:31:03.287
12	55.911	+0.079	17:31:59.198
13	56.133	+0.301	17:32:55.331
14	56.338	+0.506	17:33:51.669
15	55.954	+0.122	17:34:47.623
Best Tm: 55.832			

Lap	Lap Tm	Diff	Time of Day
(79) Joe TANNER			
1	-:--		17:21:39.283
2	57.328	+1.325	17:22:36.611
3	56.446	+0.443	17:23:33.057

Lap	Lap Tm	Diff	Time of Day
4	57.020	+1.017	17:24:30.077
5	56.973	+0.970	17:25:27.050
6	57.301	+1.298	17:26:24.351
7	56.328	+0.325	17:27:20.679
8	56.998	+0.995	17:28:17.677
9	56.545	+0.542	17:29:14.222
10	57.260	+1.257	17:30:11.482
11	57.846	+1.843	17:31:09.328
12	56.217	+0.214	17:32:05.545
13	56.003	-	17:33:01.548
14	56.735	+0.732	17:33:58.283
15	56.475	+0.472	17:34:54.758
Best Tm: 56.003			

Lap	Lap Tm	Diff	Time of Day
(50) James COLE			
1	-:--		17:21:39.825
2	57.712	+1.410	17:22:37.537
3	57.113	+0.811	17:23:34.650
4	57.461	+1.159	17:24:32.111
5	56.588	+0.286	17:25:28.699
6	56.571	+0.269	17:26:25.270
7	56.542	+0.240	17:27:21.812
8	56.969	+0.667	17:28:18.781
9	56.698	+0.396	17:29:15.479
10	56.556	+0.254	17:30:12.035
11	57.699	+1.397	17:31:09.734
12	56.528	+0.226	17:32:06.262
13	56.302	-	17:33:02.564
14	57.016	+0.714	17:33:59.580
15	56.528	+0.226	17:34:56.108
Best Tm: 56.302			

Lap	Lap Tm	Diff	Time of Day
(22) Peter BARRABLE			
1	-:--		17:21:40.426
2	57.669	+0.816	17:22:38.095
3	57.327	+0.474	17:23:35.422
4	57.708	+0.855	17:24:33.130
5	57.125	+0.272	17:25:30.255
6	59.407	+2.554	17:26:29.662
7	57.129	+0.276	17:27:26.791
8	57.596	+0.743	17:28:24.387
9	57.308	+0.455	17:29:21.695
10	56.933	+0.080	17:30:18.628
11	59.606	+2.753	17:31:18.234
12	57.393	+0.540	17:32:15.627
13	56.853	-	17:33:12.480
14	57.694	+0.841	17:34:10.174
15	56.986	+0.133	17:35:07.160
Best Tm: 56.853			

Lap	Lap Tm	Diff	Time of Day
(26) Neville SMITH			
1	-:--		17:21:42.380
2	58.156	+2.243	17:22:40.536
3	57.361	+1.448	17:23:37.897
4	56.911	+0.998	17:24:34.808
5	56.454	+0.541	17:25:31.262
6	57.038	+1.125	17:26:28.300
7	56.704	+0.791	17:27:25.004
8	56.249	+0.336	17:28:21.253
9	56.136	+0.223	17:29:17.389

Lap	Lap Tm	Diff	Time of Day
10	55.913	-	17:30:13.302
11	1:06.893	+10.980	17:31:20.195
12	56.374	+0.461	17:32:16.569
13	56.929	+1.016	17:33:13.498
14	57.259	+1.346	17:34:10.757
15	56.581	+0.668	17:35:07.338
Best Tm: 55.913			

Lap	Lap Tm	Diff	Time of Day
(21) Rory BARRABLE			
1	-:--		17:21:42.621
2	58.978	+3.343	17:22:41.599
3	1:00.945	+5.310	17:23:42.544
4	58.585	+2.950	17:24:41.129
5	58.356	+2.721	17:25:39.485
6	58.703	+3.068	17:26:38.188
7	59.673	+4.038	17:27:37.861
8	58.139	+2.504	17:28:36.000
9	56.460	+0.825	17:29:32.460
10	55.972	+0.337	17:30:28.432
11	56.011	+0.376	17:31:24.443
12	57.632	+1.997	17:32:22.075
13	56.000	+0.365	17:33:18.075
14	56.136	+0.501	17:34:14.211
15	55.635	-	17:35:09.846
Best Tm: 55.635			

Lap	Lap Tm	Diff	Time of Day
(15) John FERGUSON			
1	-:--		17:21:43.721
2	58.408	+1.325	17:22:42.129
3	57.467	+0.384	17:23:39.596
4	57.531	+0.448	17:24:37.127
5	57.422	+0.339	17:25:34.549
6	1:00.162	+3.079	17:26:34.711
7	57.714	+0.631	17:27:32.425
8	58.284	+1.201	17:28:30.709
9	57.486	+0.403	17:29:28.195
10	57.193	+0.110	17:30:25.388
11	57.405	+0.322	17:31:22.793
12	59.329	+2.246	17:32:22.122
13	57.083	-	17:33:19.205
14	57.502	+0.419	17:34:16.707
15	57.779	+0.696	17:35:14.486
Best Tm: 57.083			

Lap	Lap Tm	Diff	Time of Day
(19) Patrick McKENNA			
1	-:--		17:21:38.596
2	57.085	+0.909	17:22:35.681
3	56.747	+0.571	17:23:32.428
4	57.480	+1.304	17:24:29.908
5	56.865	+0.689	17:25:26.773
6	57.086	+0.910	17:26:23.859
7	56.655	+0.479	17:27:20.514
8	1:13.189	+17.013	17:28:33.703
9	56.551	+0.375	17:29:30.254
10	56.334	+0.158	17:30:26.588
11	56.533	+0.357	17:31:23.121
12	58.676	+2.500	17:32:21.797
13	1:00.505	+4.329	17:33:22.302
14	56.974	+0.798	17:34:19.276
15	56.176	-	17:35:15.452

Classic Speedfair

Irish Formula Ford Championship

Knockhill 1.280 Miles

Race 8 - Second Race

21/07/2007 16:00

Race

Lap	Lap Tm	Diff	Time of Day
Best Tm: 56.176			
(90) Henry CAMPBELL			
1	-:---		17:21:46.997
2	1:00.523	+1.679	17:22:47.520
3	1:00.169	+1.325	17:23:47.689
4	1:00.423	+1.579	17:24:48.112
5	1:00.298	+1.454	17:25:48.410
6	59.818	+0.974	17:26:48.228
7	59.881	+1.037	17:27:48.109
8	59.416	+0.572	17:28:47.525
9	59.358	+0.514	17:29:46.883
10	59.099	+0.255	17:30:45.982
11	58.844	-	17:31:44.826
12	59.199	+0.355	17:32:44.025
13	1:00.654	+1.810	17:33:44.679
14	1:00.091	+1.247	17:34:44.770
15	1:00.394	+1.550	17:35:45.164
Best Tm: 58.844			

Lap	Lap Tm	Diff	Time of Day
(39) Noel CAREY			
1	-:---		17:21:43.890
2	58.324	+1.849	17:22:42.214
3	58.662	+2.187	17:23:40.876
4	57.090	+0.615	17:24:37.966
5	56.652	+0.177	17:25:34.618
6	1:27.642	+31.167	17:27:02.260
7	58.834	+2.359	17:28:01.094
8	1:10.200	+13.725	17:29:11.294
9	57.982	+1.507	17:30:09.276
10	57.630	+1.155	17:31:06.906
11	56.475	-	17:32:03.381
12	56.488	+0.013	17:32:59.869
13	57.455	+0.980	17:33:57.324
14	56.590	+0.115	17:34:53.914
Best Tm: 56.475			

Lap	Lap Tm	Diff	Time of Day
(16) Hugh GRAHAM			
1	-:---		17:21:45.833
2	1:01.083	+1.036	17:22:46.916
3	1:00.568	+0.521	17:23:47.484
4	1:00.798	+0.751	17:24:48.282
5	1:01.520	+1.473	17:25:49.802
6	1:00.843	+0.796	17:26:50.645
7	1:00.047	-	17:27:50.692
8	1:00.149	+0.102	17:28:50.841
9	1:00.720	+0.673	17:29:51.561
10	1:01.038	+0.991	17:30:52.599
11	1:01.590	+1.543	17:31:54.189
12	1:03.335	+3.288	17:32:57.524
13	1:01.845	+1.798	17:33:59.369
14	1:00.875	+0.828	17:35:00.244
Best Tm: 1:00.047			

Lap	Lap Tm	Diff	Time of Day
(77) Brendan DUGGAN			
1	-:---		17:21:48.545
2	1:02.399	+1.735	17:22:50.944
3	1:01.721	+1.057	17:23:52.665

Lap	Lap Tm	Diff	Time of Day
4	1:02.114	+1.450	17:24:54.779
5	1:02.912	+2.248	17:25:57.691
6	1:02.388	+1.724	17:27:00.079
7	1:01.971	+1.307	17:28:02.050
8	1:03.447	+2.783	17:29:05.497
9	1:03.275	+2.611	17:30:08.772
10	1:01.907	+1.243	17:31:10.679
11	1:00.673	+0.009	17:32:11.352
12	1:00.664	-	17:33:12.016
13	1:02.090	+1.426	17:34:14.106
14	1:00.995	+0.331	17:35:15.101
Best Tm: 1:00.664			

Lap	Lap Tm	Diff	Time of Day
(95) Richard YOUNG			
1	-:---		17:21:50.208
2	1:03.205	+2.274	17:22:53.413
3	1:03.134	+2.203	17:23:56.547
4	1:02.157	+1.226	17:24:58.704
5	1:01.853	+0.922	17:26:00.557
6	1:02.769	+1.838	17:27:03.326
7	1:01.251	+0.320	17:28:04.577
8	1:02.416	+1.485	17:29:06.993
9	1:04.824	+3.893	17:30:11.817
10	1:02.647	+1.716	17:31:14.464
11	1:00.931	-	17:32:15.395
12	1:01.869	+0.938	17:33:17.264
13	1:02.750	+1.819	17:34:20.014
14	1:01.515	+0.584	17:35:21.529
Best Tm: 1:00.931			

Lap	Lap Tm	Diff	Time of Day
(35) Robert GREGAN			
1	-:---		17:21:39.598
2	57.496	+1.410	17:22:37.094
3	57.231	+1.145	17:23:34.325
4	57.304	+1.218	17:24:31.629
5	56.635	+0.549	17:25:28.264
6	56.708	+0.622	17:26:24.972
7	56.296	+0.210	17:27:21.268
8	57.093	+1.007	17:28:18.361
9	56.158	+0.072	17:29:14.519
10	56.554	+0.468	17:30:11.073
11	57.980	+1.894	17:31:09.053
12	56.265	+0.179	17:32:05.318
13	56.086	-	17:33:01.404
Best Tm: 56.086			


Lap	Lap Tm	Diff	Time of Day
(97) Jimmy DOUGAN			
1	-:---		17:21:45.550
2	59.823	+0.627	17:22:45.373
3	59.345	+0.149	17:23:44.718
4	59.196	-	17:24:43.914
5	59.734	+0.538	17:25:43.648
6	1:00.389	+1.193	17:26:44.037
7	1:00.195	+0.999	17:27:44.232
8	59.601	+0.405	17:28:43.833
9	59.427	+0.231	17:29:43.260
10	59.647	+0.451	17:30:42.907
11	1:00.603	+1.407	17:31:43.510
12	1:00.073	+0.877	17:32:43.583
13	1:02.877	+3.681	17:33:46.460

Lap	Lap Tm	Diff	Time of Day
Best Tm: 59.196			
(92) Bernard BAXTER			
1	-:---		17:21:51.281
2	1:03.226	+2.193	17:22:54.507
3	1:01.711	+0.678	17:23:56.218
4	1:01.033	-	17:24:57.251
5	1:01.735	+0.702	17:25:58.986
6	1:01.567	+0.534	17:27:00.553
7	1:01.950	+0.917	17:28:02.503
8	1:03.170	+2.137	17:29:05.673
9	1:03.410	+2.377	17:30:09.083
10	1:11.734	+10.701	17:31:20.817
11	1:01.967	+0.934	17:32:22.784
12	1:06.399	+5.366	17:33:29.183
Best Tm: 1:01.033			

Lap	Lap Tm	Diff	Time of Day
(20) Norman DIXON			
1	-:---		17:21:45.096
2	59.566	+0.301	17:22:44.662
3	59.692	+0.427	17:23:44.354
4	59.265	-	17:24:43.619
5	1:32.929	+33.664	17:26:16.548
Best Tm: 59.265			

Lap	Lap Tm	Diff	Time of Day
(4) Norman THOMPSON			
1	-:---		17:21:51.212
2	1:02.941	-	17:22:54.153
3	1:42.640	+39.699	17:24:36.793
Best Tm: 1:02.941			

Race



Competitors	Laps															
	1	2	3	4	5	6	7	8	9	10	11	12	13	14	15	
Noel DUNNE (12)	1	12	12	46	46	46	46	12	12	12	12	46	46	12	46	46
Wayne BOYD (46)	2	46	46	12	12	12	12	46	46	46	46	12	12	46	12	12
Paul DAGG (8)	3	8	8	8	8	8	8	8	8	8	8	8	8	8	8	8
Patrick McKENNA (19)	4	19	19	19	19	19	19	79	79	35	35	35	35	79	79	79
Joe TANNER (79)	5	79	79	79	79	79	79	35	35	79	79	79	79	50	50	50
Robert GREGAN (35)	6	35	35	35	35	35	35	50	50	50	50	50	50	22	22	22
James COLE (50)	7	50	50	50	50	50	50	26	26	26	22	22	22	26	26	26
Peter BARRABLE (22)	8	22	22	22	22	22	26	26	22	22	22	26	26	26	21	21
Neville SMITH (26)	9	26	26	26	26	22	22	15	15	15	15	19	21	15	15	15
Rory BARRABLE (21)	10	21	21	15	15	15	15	19	19	19	19	19	21	15	19	19
John FERGUSON (15)	11	15	15	39	39	39	21	21	21	21	21	15	19	90	90	90
Noel CAREY (39)	12	39	39	21	21	21	97	97	97	97	97	97	97	90	39	39
Norman DIXON (20)	13	20	20	20	20	97	90	90	90	90	90	90	90	97	16	16
Jimmy DOUGAN (97)	14	97	97	97	97	90	16	16	16	16	16	16	16	39	77	77
Hugh GRAHAM (16)	15	16	16	16	90	16	77	39	77	77	39	39	39	16	95	95
Henry CAMPBELL (90)	16	90	90	90	16	77	92	77	92	92	77	77	77	77	77	77
Brendan DUGGAN (77)	17	77	77	77	77	92	39	92	95	39	95	95	95	95	95	95
Richard YOUNG (95)	18	95	95	92	92	95	95	95	39	95	92	92	92	92	92	92
Norman THOMPSON (4)	19	4	4	95	95	20										
Bernard BAXTER (92)	20	92	92	4												

Classic Speedfair

Sorted on Best Lap time

Power Torque Morgan Championship

Knockhill 1.280 Miles

Practice 9

22/07/2007 08:40

Practice

Pos	No.	Name	Make/Model	CC	Class	Laps	Best Tm	Diff	Lap	2nd Best
1	54	Peter HORSMAN	Morgan	3999	B	12	1:06.975	-	11	1:07.173
2	1	Russell PATERSON	Morgan Roadster	2967	B	13	1:07.294	+0.319	13	1:07.316
3	29	Keith AHLERS	Morgan	4599	A	13	1:07.357	+0.382	7	1:07.374
4	86	Richard PLANT	Morgan	3900	B	10	1:07.885	+0.910	9	1:08.079
5	37	Tony LEES	Morgan	3999	B	12	1:08.151	+1.176	12	1:08.570
6	30	Tony RIVERS	Morgan	2789	C6	12	1:09.059	+2.084	11	1:10.438
7	49	Phillip GODDARD	Morgan	2967	C6	11	1:09.345	+2.370	11	1:09.739
8	50	Paul BURRY	Morgan	2967	C6	12	1:09.436	+2.461	12	1:09.597
9	6	Simon OREBIGANN	Morgan Lightweight	2967	C6	11	1:09.971	+2.996	9	1:10.297
10	68	Aly HUNTER	Morgan	3600	Inv.	9	1:12.577	+5.602	7	1:12.649
11	66	Andrew THOMPSON	Morgan	2967	C6	11	1:13.121	+6.146	6	1:13.407
12	14	Tim CLARK	Morgan	4500	C8	11	1:13.640	+6.665	10	1:14.432
13	78	Roger WHITESIDE	Morgan Roadster	2967	C6	10	1:14.644	+7.669	8	1:14.928
14	75	Andrew POTTER	Morgan Lightwieght	2967	C6	10	1:17.038	+10.063	7	1:18.026
15	11	David JAMES	Morgan	2138	D	10	1:18.643	+11.668	10	1:19.976

Classic Speedfair

Power Torque Morgan Championship

Knockhill 1.280 Miles

Practice 9

22/07/2007 08:40

Practice

Lap	Lap Tm	Diff	Time of Day
(54) Peter HORSMAN			
1	1:14.710	+7.735	8:42:48.785
2	1:10.384	+3.409	8:43:59.169
3	1:09.172	+2.197	8:45:08.341
4	1:09.196	+2.221	8:46:17.537
5	1:07.702	+0.727	8:47:25.239
6	1:07.884	+0.909	8:48:33.123
7	1:09.688	+2.713	8:49:42.811
8	1:08.459	+1.484	8:50:51.270
9	1:07.491	+0.516	8:51:58.761
10	1:07.173	+0.198	8:53:05.934
11	1:06.975	-	8:54:12.909
12	1:07.270	+0.295	8:55:20.179
Best Tm: 1:06.975			

Lap	Lap Tm	Diff	Time of Day
(1) Russell PATERSON			
1	1:10.444	+3.150	8:42:34.691
2	1:09.687	+2.393	8:43:44.378
3	1:09.879	+2.585	8:44:54.257
4	1:09.167	+1.873	8:46:03.424
5	1:08.327	+1.033	8:47:11.751
6	1:09.299	+2.005	8:48:21.050
7	1:07.718	+0.424	8:49:28.768
8	1:07.490	+0.196	8:50:36.258
9	1:08.891	+1.597	8:51:45.149
10	1:07.565	+0.271	8:52:52.714
11	1:07.316	+0.022	8:54:00.030
12	1:07.759	+0.465	8:55:07.789
13	1:07.294	-	8:56:15.083
Best Tm: 1:07.294			

Lap	Lap Tm	Diff	Time of Day
(29) Keith AHLERS			
1	1:10.545	+3.188	8:42:33.596
2	1:09.408	+2.051	8:43:43.004
3	1:10.237	+2.880	8:44:53.241
4	1:08.732	+1.375	8:46:01.973
5	1:08.086	+0.729	8:47:10.059
6	1:07.890	+0.533	8:48:17.949
7	1:07.357	-	8:49:25.306
8	1:07.406	+0.049	8:50:32.712
9	1:07.604	+0.247	8:51:40.316
10	1:07.374	+0.017	8:52:47.690
11	1:07.502	+0.145	8:53:55.192
12	1:07.581	+0.224	8:55:02.773
13	1:07.810	+0.453	8:56:10.583
Best Tm: 1:07.357			

Lap	Lap Tm	Diff	Time of Day
(86) Richard PLANT			
1	1:13.703	+5.818	8:42:51.414
2	1:10.423	+2.538	8:44:01.837
3	1:09.792	+1.907	8:45:11.629
4	1:10.616	+2.731	8:46:22.245
5	1:10.530	+2.645	8:47:32.775
6	1:08.415	+0.530	8:48:41.190
7	1:08.128	+0.243	8:49:49.318
8	1:08.079	+0.194	8:50:57.397
9	1:07.885	-	8:52:05.282
10	1:16.658	+8.773	8:53:21.940

Lap	Lap Tm	Diff	Time of Day
(37) Tony LEES			
Best Tm: 1:07.885			
1	1:14.123	+5.972	8:42:45.808
2	1:12.358	+4.207	8:43:58.166
3	1:12.541	+4.390	8:45:10.707
4	1:10.560	+2.409	8:46:21.267
5	1:10.746	+2.595	8:47:32.013
6	1:08.760	+0.609	8:48:40.773
7	1:09.053	+0.902	8:49:49.826
8	1:08.570	+0.419	8:50:58.396
9	1:09.245	+1.094	8:52:07.641
10	1:09.099	+0.948	8:53:16.740
11	1:09.828	+1.677	8:54:26.568
12	1:08.151	-	8:55:34.719
Best Tm: 1:08.151			

Lap	Lap Tm	Diff	Time of Day
(30) Tony RIVERS			
1	1:14.368	+5.309	8:42:53.183
2	1:11.528	+2.469	8:44:04.711
3	1:11.590	+2.531	8:45:16.301
4	1:13.256	+4.197	8:46:29.557
5	1:14.500	+5.441	8:47:44.057
6	1:12.861	+3.802	8:48:56.918
7	1:12.905	+3.846	8:50:09.823
8	1:12.651	+3.592	8:51:22.474
9	1:10.438	+1.379	8:52:32.912
10	1:13.771	+4.712	8:53:46.683
11	1:09.059	-	8:54:55.742
12	1:12.760	+3.701	8:56:08.502
Best Tm: 1:09.059			

Lap	Lap Tm	Diff	Time of Day
(49) Phillip GODDARD			
1	1:24.748	+15.403	8:43:21.618
2	1:16.442	+7.097	8:44:38.060
3	1:13.899	+4.554	8:45:51.959
4	1:11.933	+2.588	8:47:03.892
5	1:11.521	+2.176	8:48:15.413
6	1:10.388	+1.043	8:49:25.801
7	1:09.739	+0.394	8:50:35.540
8	1:12.601	+3.256	8:51:48.141
9	1:10.677	+1.332	8:52:58.818
10	1:10.115	+0.770	8:54:08.933
11	1:09.345	-	8:55:18.278
Best Tm: 1:09.345			

Lap	Lap Tm	Diff	Time of Day
(50) Paul BURRY			
1	1:13.993	+4.557	8:42:44.136
2	1:13.213	+3.777	8:43:57.349
3	1:13.383	+3.947	8:45:10.732
4	1:14.243	+4.807	8:46:24.975
5	1:11.822	+2.386	8:47:36.797
6	1:13.041	+3.605	8:48:49.838
7	1:10.571	+1.135	8:50:00.409
8	1:10.684	+1.248	8:51:11.093
9	1:11.377	+1.941	8:52:22.470
10	1:09.747	+0.311	8:53:32.217
11	1:09.597	+0.161	8:54:41.814

Lap	Lap Tm	Diff	Time of Day
(6) Simon OREBIGANN			
12	1:09.436	-	8:55:51.250
Best Tm: 1:09.436			
1	1:22.514	+12.543	8:43:25.537
2	1:19.084	+9.113	8:44:44.621
3	1:18.648	+8.677	8:46:03.269
4	1:15.365	+5.394	8:47:18.634
5	1:13.370	+3.399	8:48:32.004
6	1:12.270	+2.299	8:49:44.274
7	1:13.850	+3.879	8:50:58.124
8	1:11.955	+1.984	8:52:10.079
9	1:09.971	-	8:53:20.050
10	1:11.010	+1.039	8:54:31.060
11	1:10.297	+0.326	8:55:41.357
Best Tm: 1:09.971			

Lap	Lap Tm	Diff	Time of Day
(68) Aly HUNTER			
1	1:30.116	+17.539	8:45:41.905
2	1:26.538	+13.961	8:47:08.443
3	1:15.195	+2.618	8:48:23.638
4	1:15.822	+3.245	8:49:39.460
5	1:28.386	+15.809	8:51:07.846
6	1:16.952	+4.375	8:52:24.798
7	1:12.577	-	8:53:37.375
8	1:12.649	+0.072	8:54:50.024
9	1:17.196	+4.619	8:56:07.220
Best Tm: 1:12.577			

Lap	Lap Tm	Diff	Time of Day
(66) Andrew THOMPSON			
1	1:21.713	+8.592	8:43:00.288
2	1:16.932	+3.811	8:44:17.220
3	1:16.511	+3.390	8:45:33.731
4	1:13.407	+0.286	8:46:47.138
5	1:13.932	+0.811	8:48:01.070
6	1:13.121	-	8:49:14.191
7	1:14.044	+0.923	8:50:28.235
8	1:15.686	+2.565	8:51:43.921
9	1:16.172	+3.051	8:53:00.093
10	1:13.599	+0.478	8:54:13.692
11	1:14.316	+1.195	8:55:28.008
Best Tm: 1:13.121			

Lap	Lap Tm	Diff	Time of Day
(14) Tim CLARK			
1	1:25.619	+11.979	8:43:23.805
2	1:22.326	+8.686	8:44:46.131
3	1:20.967	+7.327	8:46:07.098
4	1:17.896	+4.256	8:47:24.994
5	1:17.563	+3.923	8:48:42.557
6	1:17.148	+3.508	8:49:59.705
7	1:16.202	+2.562	8:51:15.907
8	1:15.822	+2.182	8:52:31.729
9	1:16.882	+3.242	8:53:48.611
10	1:13.640	-	8:55:02.251
11	1:14.432	+0.792	8:56:16.683
Best Tm: 1:13.640			

Classic Speedfair

Power Torque Morgan Championship

Knockhill 1.280 Miles

Practice 9

22/07/2007 08:40

Practice

Lap	Lap Tm	Diff	Time of Day
(78) Roger WHITESIDE			
1	1:28.788	+14.144	8:43:35.175
2	1:25.237	+10.593	8:45:00.412
3	1:16.931	+2.287	8:46:17.343
4	1:17.412	+2.768	8:47:34.755
5	1:18.939	+4.295	8:48:53.694
6	1:15.839	+1.195	8:50:09.533
7	1:17.669	+3.025	8:51:27.202
8	1:14.644	-	8:52:41.846
9	1:14.928	+0.284	8:53:56.774
10	1:15.894	+1.250	8:55:12.668
Best Tm: 1:14.644			

(75) Andrew POTTER			
1	1:28.623	+11.585	8:43:34.639
2	1:24.481	+7.443	8:44:59.120
3	1:20.819	+3.781	8:46:19.939
4	1:20.999	+3.961	8:47:40.938
5	1:18.578	+1.540	8:48:59.516
6	1:18.026	+0.988	8:50:17.542
7	1:17.038	-	8:51:34.580
8	1:18.246	+1.208	8:52:52.826
9	1:18.464	+1.426	8:54:11.290
10	1:19.682	+2.644	8:55:30.972
Best Tm: 1:17.038			

(11) David JAMES			
1	1:30.550	+11.907	8:43:33.059
2	1:27.764	+9.121	8:45:00.823
3	1:24.120	+5.477	8:46:24.943
4	1:22.792	+4.149	8:47:47.735
5	1:21.392	+2.749	8:49:09.127
6	1:21.499	+2.856	8:50:30.626
7	1:19.976	+1.333	8:51:50.602
8	1:20.611	+1.968	8:53:11.213
9	1:20.874	+2.231	8:54:32.087
10	1:18.643	-	8:55:50.730
Best Tm: 1:18.643			

Lap Lap Tm Diff Time of Day

Lap Lap Tm Diff Time of Day

Classic Speedfair

Power Torque Morgan Championship

Knockhill 1.280 Miles

Race 12a - Second Race

22/07/2007 11:30

Race

2

[1] Russell PATERSON
[1:07.294]

4

[86] Richard PLANT
[1:07.885]

6

[30] Tony RIVERS
[1:09.059]

8

[50] Paul BURRY
[1:09.436]

10

[68] Aly HUNTER
[1:12.577]

12

[14] Tim CLARK
[1:13.640]

14

[75] Andrew POTTER
[1:17.038]

1

[54] Peter HORSMAN
[1:06.975]

3

[29] Keith AHLERS
[1:07.357]

5

[37] Tony LEES
[1:08.151]

7

[49] Phillip GODDARD
[1:09.345]

9

[6] Simon OREBIGANN
[1:09.971]

11

[66] Andrew THOMPSON
[1:13.121]

13

[78] Roger WHITESIDE
[1:14.644]

15

[11] David JAMES
[1:18.643]

1

2

3

4

5

6

7

8

Classic Speedfair

Sorted on Best Lap time

Formula Ford 1600 Trophy

Knockhill 1.280 Miles

Practice 9 - Golden Helmet - Qualification 1

22/07/2007 09:00

Practice

Pos	No.	Name	Make/Model	CC	Class Coc	Laps	Best Tm	Diff 1 Lap	2nd Best
1	79	Joe TANNER	Swift SC95	1600	IFF	14	1:02.206	-	1:02.554
2	1	Rory BARRABLE	Swift SC92	1600	IFF	14	1:02.228	+0.022	1:02.711
3	35	Robert GREGAN	Swift SC92	1600	IFF	14	1:02.239	+0.033	1:02.347
4	39	Noel CAREY	Ray GR06	1600	IFF	14	1:02.627	+0.421	1:03.138
5	33	Graham CARROLL	Van Diemen	1600	FF16A	14	1:02.723	+0.517	1:02.739
6	69	Patrick McKENNA	Ray GR07	1600	IFF	13	1:03.250	+1.044	1:03.263
7	21	Alan KIRKCALDY	Van Diemen	1600	FF16A	13	1:03.816	+1.610	1:04.018
8	5	Stuart THORBURN	Van Diemen	1800	FF16A	13	1:04.075	+1.869	1:04.126
9	75	John FERGUSON	Raynard FF88	1600	IFF	13	1:04.781	+2.575	1:05.064
10	7	Craig BRUNTON	Van Diemen	1600	FF16A	13	1:04.813	+2.607	1:04.896
11	23	Andrew CHESHER	Van Diemen	1600	FF16A	14	1:05.096	+2.890	1:05.139
12	3	Adrian HAMILTON	Van Diemen	1600	FF16A	13	1:06.295	+4.089	1:06.646
13	19	Andrew McGREGOR	Van Diemen	1600	FF16A	13	1:06.504	+4.298	1:06.537
14	97	Jimmy DOUGAN	Mondiale M88S	1600	IFF	10	1:07.114	+4.908	1:07.439
15	77	Brendan DUGGAN	Van Diemen	1600	IFF	13	1:07.707	+5.501	1:07.824
16	15	Dane CHRISTISON	Van Diemen	1600	FF16A	12	1:08.053	+5.847	1:08.285
17	95	Richard YOUNG	Crossle 55F	1600	IFF	12	1:08.249	+6.043	1:08.967
18	17	Colin MURCHIE	Van Diemen	1600	FF16A	12	1:11.538	+9.332	1:11.578
19	41	Norman THOMPSON	Van Diemen	1600	IFF	8	1:11.649	+9.443	1:11.846

Classic Speedfair

Formula Ford 1600 Trophy

Knockhill 1.280 Miles

Practice 9 - Golden Helmet - Qualification 1

22/07/2007 09:00

Practice

Lap	Lap Tm	Diff	Time of Day
(79) Joe TANNER			
1	-:--		9:01:14.914
2	1:25.427	+23.221	9:02:40.341
3	1:03.356	+1.150	9:03:43.697
4	1:03.021	+0.815	9:04:46.718
5	1:05.726	+3.520	9:05:52.444
6	1:04.882	+2.676	9:06:57.326
7	1:02.711	+0.505	9:08:00.037
8	1:12.457	+10.251	9:09:12.494
9	1:02.554	+0.348	9:10:15.048
10	1:05.651	+3.445	9:11:20.699
11	1:02.206	-	9:12:22.905
12	1:13.428	+11.222	9:13:36.333
13	1:05.683	+3.477	9:14:42.016
14	1:02.747	+0.541	9:15:44.763
Best Tm: 1:02.206			

Lap	Lap Tm	Diff	Time of Day
(1) Rory BARRABLE			
1	-:--		9:02:09.405
2	1:06.664	+4.436	9:03:16.069
3	1:04.980	+2.752	9:04:21.049
4	1:04.329	+2.101	9:05:25.378
5	1:07.094	+4.866	9:06:32.472
6	1:03.159	+0.931	9:07:35.631
7	1:03.224	+0.996	9:08:38.855
8	1:03.240	+1.012	9:09:42.095
9	1:03.840	+1.612	9:10:45.935
10	1:03.123	+0.895	9:11:49.058
11	1:02.228	-	9:12:51.286
12	1:03.637	+1.409	9:13:54.923
13	1:02.711	+0.483	9:14:57.634
14	1:06.319	+4.091	9:16:03.953
Best Tm: 1:02.228			

Lap	Lap Tm	Diff	Time of Day
(35) Robert GREGAN			
1	-:--		9:02:07.821
2	1:04.954	+2.715	9:03:12.775
3	1:04.524	+2.285	9:04:17.299
4	1:06.545	+4.306	9:05:23.844
5	1:03.661	+1.422	9:06:27.505
6	1:03.556	+1.317	9:07:31.061
7	1:03.502	+1.263	9:08:34.563
8	1:02.693	+0.454	9:09:37.256
9	1:02.239	-	9:10:39.495
10	1:02.347	+0.108	9:11:41.842
11	1:02.875	+0.636	9:12:44.717
12	1:02.531	+0.292	9:13:47.248
13	1:08.388	+6.149	9:14:55.636
14	1:09.435	+7.196	9:16:05.071
Best Tm: 1:02.239			

Lap	Lap Tm	Diff	Time of Day
(39) Noel CAREY			
1	-:--		9:01:13.076
2	1:08.716	+6.089	9:02:21.792
3	1:06.748	+4.121	9:03:28.540
4	1:05.565	+2.938	9:04:34.105
5	1:05.073	+2.446	9:05:39.178
6	1:04.422	+1.795	9:06:43.600

Lap	Lap Tm	Diff	Time of Day
7	1:05.027	+2.400	9:07:48.627
8	1:03.952	+1.325	9:08:52.579
9	1:04.125	+1.498	9:09:56.704
10	1:04.811	+2.184	9:11:01.515
11	1:03.138	+0.511	9:12:04.653
12	1:03.816	+1.189	9:13:08.469
13	1:03.431	+0.804	9:14:11.900
14	1:02.627	-	9:15:14.527
Best Tm: 1:02.627			

Lap	Lap Tm	Diff	Time of Day
(33) Graham CARROLL			
1	-:--		9:01:00.319
2	1:06.644	+3.921	9:02:06.963
3	1:04.667	+1.944	9:03:11.630
4	1:04.439	+1.716	9:04:16.069
5	1:03.524	+0.801	9:05:19.593
6	1:03.553	+0.830	9:06:23.146
7	1:03.665	+0.942	9:07:26.811
8	1:03.604	+0.881	9:08:30.415
9	1:03.509	+0.786	9:09:33.924
10	1:02.739	+0.016	9:10:36.663
11	1:03.046	+0.323	9:11:39.709
12	1:04.049	+1.326	9:12:43.758
13	1:02.723	-	9:13:46.481
14	1:05.136	+2.413	9:14:51.617
Best Tm: 1:02.723			

Lap	Lap Tm	Diff	Time of Day
(69) Patrick McKENNA			
1	-:--		9:02:20.034
2	1:07.371	+4.121	9:03:27.405
3	1:06.176	+2.926	9:04:33.581
4	1:04.637	+1.387	9:05:38.218
5	1:04.311	+1.061	9:06:42.529
6	1:03.701	+0.451	9:07:46.230
7	1:03.762	+0.512	9:08:49.992
8	1:03.565	+0.315	9:09:53.557
9	1:03.610	+0.360	9:10:57.167
10	1:03.250	-	9:12:00.417
11	1:03.721	+0.471	9:13:04.138
12	1:13.402	+10.152	9:14:17.540
13	1:03.263	+0.013	9:15:20.803
Best Tm: 1:03.250			

Lap	Lap Tm	Diff	Time of Day
(21) Alan KIRKCALDY			
1	-:--		9:02:09.687
2	1:07.416	+3.600	9:03:17.103
3	1:06.450	+2.634	9:04:23.553
4	1:07.297	+3.481	9:05:30.850
5	1:05.798	+1.982	9:06:36.648
6	1:04.860	+1.044	9:07:41.508
7	1:04.252	+0.436	9:08:45.760
8	1:04.855	+1.039	9:09:50.615
9	1:04.186	+0.370	9:10:54.801
10	1:04.018	+0.202	9:11:58.819
11	1:03.816	-	9:13:02.635
12	1:04.343	+0.527	9:14:06.978
13	1:07.562	+3.746	9:15:14.540
Best Tm: 1:03.816			

Lap	Lap Tm	Diff	Time of Day
(5) Stuart THORBURN			
1	-:--		9:02:04.323
2	1:05.573	+1.498	9:03:09.896
3	1:05.158	+1.083	9:04:15.054
4	1:05.765	+1.690	9:05:20.819
5	1:04.145	+0.070	9:06:24.964
6	1:04.075	-	9:07:29.039
7	1:07.751	+3.676	9:08:36.790
8	1:04.126	+0.051	9:09:40.916
9	1:04.814	+0.739	9:10:45.730
10	1:04.554	+0.479	9:11:50.284
11	1:04.321	+0.246	9:12:54.605
12	1:05.446	+1.371	9:14:00.051
13	1:05.749	+1.674	9:15:05.800
Best Tm: 1:04.075			

Lap	Lap Tm	Diff	Time of Day
(75) John FERGUSON			
1	-:--		9:02:18.350
2	1:08.552	+3.771	9:03:26.902
3	1:07.851	+3.070	9:04:34.753
4	1:06.597	+1.816	9:05:41.350
5	1:06.537	+1.756	9:06:47.887
6	1:06.170	+1.389	9:07:54.057
7	1:06.034	+1.253	9:09:00.091
8	1:05.538	+0.757	9:10:05.629
9	1:05.107	+0.326	9:11:10.736
10	1:05.771	+0.990	9:12:16.507
11	1:04.781	-	9:13:21.288
12	1:05.104	+0.323	9:14:26.392
13	1:05.064	+0.283	9:15:31.456
Best Tm: 1:04.781			

Lap	Lap Tm	Diff	Time of Day
(7) Craig BRUNTON			
1	-:--		9:02:05.133
2	1:08.744	+3.931	9:03:13.877
3	1:08.406	+3.593	9:04:22.283
4	1:09.675	+4.862	9:05:31.958
5	1:06.923	+2.110	9:06:38.881
6	1:05.103	+0.290	9:07:43.984
7	1:06.495	+1.682	9:08:50.479
8	1:05.310	+0.497	9:09:55.789
9	1:07.734	+2.921	9:11:03.523
10	1:04.813	-	9:12:08.336
11	1:05.469	+0.656	9:13:13.805
12	1:06.419	+1.606	9:14:20.224
13	1:04.896	+0.083	9:15:25.120
Best Tm: 1:04.813			

Lap	Lap Tm	Diff	Time of Day
(23) Andrew CHESHER			
1	-:--		9:01:32.950
2	1:09.240	+4.144	9:02:42.190
3	1:12.524	+7.428	9:03:54.714
4	1:07.424	+2.328	9:05:02.138
5	1:06.192	+1.096	9:06:08.330
6	1:05.553	+0.457	9:07:13.883
7	1:06.790	+1.694	9:08:20.673
8	1:05.942	+0.846	9:09:26.615
9	1:05.139	+0.043	9:10:31.754
10	1:05.096	-	9:11:36.850

Printed: 22/07/2007 10:10:31

British Motorsports Automatic Race Timing (SMART)

Chief Timekeeper - Ian Sharp

Orbits 3

Clerk of the Course

www.amb-it.com

Sig. Time

www.mylaps.com

Results can be downloaded at www.smart-timing.co.uk

Page 1/2

Classic Speedfair

Formula Ford 1600 Trophy

Knockhill 1.280 Miles

Practice 9 - Golden Helmet - Qualification 1

22/07/2007 09:00

Practice

Lap	Lap Tm	Diff	Time of Day
11	1:09.052	+3.956	9:12:45.902
12	1:05.249	+0.153	9:13:51.151
13	1:05.332	+0.236	9:14:56.483
14	1:09.669	+4.573	9:16:06.152
Best Tm: 1:05.096			

(3) Adrian HAMILTON

Lap	Lap Tm	Diff	Time of Day
1	-:--	-	9:02:19.058
2	1:09.886	+3.591	9:03:28.944
3	1:09.269	+2.974	9:04:38.213
4	1:09.156	+2.861	9:05:47.369
5	1:11.223	+4.928	9:06:58.592
6	1:08.253	+1.958	9:08:06.845
7	1:07.441	+1.146	9:09:14.286
8	1:07.272	+0.977	9:10:21.558
9	1:07.032	+0.737	9:11:28.590
10	1:06.295	-	9:12:34.885
11	1:06.646	+0.351	9:13:41.531
12	1:07.121	+0.826	9:14:48.652
13	1:06.654	+0.359	9:15:55.306
Best Tm: 1:06.295			

(19) Andrew McGREGOR

Lap	Lap Tm	Diff	Time of Day
1	-:--	-	9:02:06.692
2	1:11.956	+5.452	9:03:18.648
3	1:08.372	+1.868	9:04:27.020
4	1:08.419	+1.915	9:05:35.439
5	1:08.203	+1.699	9:06:43.642
6	1:09.309	+2.805	9:07:52.951
7	1:07.531	+1.027	9:09:00.482
8	1:06.732	+0.228	9:10:07.214
9	1:07.389	+0.885	9:11:14.603
10	1:06.504	-	9:12:21.107
11	1:07.725	+1.221	9:13:28.832
12	1:08.030	+1.526	9:14:36.862
13	1:06.537	+0.033	9:15:43.399
Best Tm: 1:06.504			

(97) Jimmy DOUGAN

Lap	Lap Tm	Diff	Time of Day
1	-:--	-	9:02:16.029
2	1:17.360	+10.246	9:03:33.389
3	1:09.638	+2.524	9:04:43.027
4	1:10.311	+3.197	9:05:53.338
5	1:07.467	+0.353	9:07:00.805
6	1:07.439	+0.325	9:08:08.244
7	1:07.510	+0.396	9:09:15.754
8	1:07.114	-	9:10:22.868
9	1:07.467	+0.353	9:11:30.335
10	1:08.098	+0.984	9:12:38.433
Best Tm: 1:07.114			

(77) Brendan DUGGAN

Lap	Lap Tm	Diff	Time of Day
1	-:--	-	9:02:10.652
2	1:10.912	+3.205	9:03:21.564
3	1:09.214	+1.507	9:04:30.778
4	1:09.481	+1.774	9:05:40.259
5	1:10.223	+2.516	9:06:50.482
6	1:07.969	+0.262	9:07:58.451

Lap	Lap Tm	Diff	Time of Day
7	1:07.824	+0.117	9:09:06.275
8	1:08.429	+0.722	9:10:14.704
9	1:09.699	+1.992	9:11:24.403
10	1:07.707	-	9:12:32.110
11	1:11.518	+3.811	9:13:43.628
12	1:11.179	+3.472	9:14:54.807
13	1:14.019	+6.312	9:16:08.826
Best Tm: 1:07.707			

(15) Dane CHRISTISON

Lap	Lap Tm	Diff	Time of Day
1	-:--	-	9:01:56.466
2	1:11.641	+3.588	9:03:08.107
3	1:11.994	+3.941	9:04:20.101
4	1:10.401	+2.348	9:05:30.502
5	1:11.653	+3.600	9:06:42.155
6	1:11.386	+3.333	9:07:53.541
7	1:09.595	+1.542	9:09:03.136
8	1:09.633	+1.580	9:10:12.769
9	1:09.856	+1.803	9:11:22.625
10	1:08.053	-	9:12:30.678
11	1:08.285	+0.232	9:13:38.963
12	1:08.441	+0.388	9:14:47.404
Best Tm: 1:08.053			

(95) Richard YOUNG

Lap	Lap Tm	Diff	Time of Day
1	-:--	-	9:02:30.797
2	1:12.498	+4.249	9:03:43.295
3	1:11.648	+3.399	9:04:54.943
4	1:10.842	+2.593	9:06:05.785
5	1:10.698	+2.449	9:07:16.483
6	1:10.298	+2.049	9:08:26.781
7	1:11.330	+3.081	9:09:38.111
8	1:12.157	+3.908	9:10:50.268
9	1:08.967	+0.718	9:11:59.235
10	1:11.372	+3.123	9:13:10.607
11	1:10.546	+2.297	9:14:21.153
12	1:08.249	-	9:15:29.402
Best Tm: 1:08.249			

(17) Colin MURCHIE

Lap	Lap Tm	Diff	Time of Day
1	-:--	-	9:01:10.928
2	1:13.661	+2.123	9:02:24.589
3	1:12.112	+0.574	9:03:36.701
4	1:12.080	+0.542	9:04:48.781
5	1:12.295	+0.757	9:06:01.076
6	1:11.659	+0.121	9:07:12.735
7	1:12.711	+1.173	9:08:25.446
8	1:11.578	+0.040	9:09:37.024
9	1:17.323	+5.785	9:10:54.347
10	1:55.380	+43.842	9:12:49.727
11	1:12.755	+1.217	9:14:02.482
12	1:11.538	-	9:15:14.020
Best Tm: 1:11.538			

(41) Norman THOMPSON

Lap	Lap Tm	Diff	Time of Day
1	-:--	-	9:06:06.999
2	1:16.219	+4.570	9:07:23.218
3	1:17.513	+5.864	9:08:40.731

Lap	Lap Tm	Diff	Time of Day
4	1:12.629	+0.980	9:09:53.360
5	1:13.013	+1.364	9:11:06.373
6	1:11.649	-	9:12:18.022
7	1:11.846	+0.197	9:13:29.868
8	1:39.916	+28.267	9:15:09.784
Best Tm: 1:11.649			

Classic Speedfair

Sorted on Best Lap time

Formula Ford 1600 Trophy

Knockhill 1.280 Miles

Practice 10 - Golden Helmet - Qualification 2

22/07/2007 09:25

Practice

Pos	No.	Name	Make/Model	CC	Class Code	Laps	Best Tm	Diff	1 Lap	2nd Best
1	82	Peter DEMPSEY	Ray GR05	1600	IFF	14	1:02.226	-	12	1:02.385
2	12	Noel DUNNE	Van Diemen RF92	1600	IFF	14	1:02.939	+0.713	13	1:03.378
3	30	Mike GARDINER	Van Diemen	1600	FF16A	15	1:03.162	+0.936	13	1:03.467
4	8	Paul DAGG	Van Diemen RF92	1600	IFF	13	1:03.210	+0.984	12	1:04.348
5	66	Rory BUTCHER	Van Diemen	1600	FF16A	14	1:03.410	+1.184	14	1:03.419
6	60	Wayne BOYD	Van Diemen	1600	IFF	14	1:03.479	+1.253	10	1:03.622
7	22	Elliot MASON	Van Diemen	1600	FF16A	13	1:04.074	+1.848	11	1:04.550
8	2	Peter BARRABLE	Ray GR06	1600	IFF	14	1:04.159	+1.933	11	1:04.297
9	50	James COLE	Van Diemen	1600	FF16A	14	1:04.294	+2.068	12	1:04.306
10	78	David HEADEN	Swift	1600	FF16A	13	1:05.259	+3.033	9	1:05.371
11	26	Neville SMITH	Ray GR07	1600	IFF	13	1:05.288	+3.062	8	1:05.753
12	70	David THORBURN	Van Diemen	1600	FF16A	8	1:05.849	+3.623	2	1:06.431
13	4	Graham LEGGET	Crossle	1600	FF16A	13	1:05.899	+3.673	7	1:06.843
14	14	Colin TURNER	Swift SC93	1600	FF16A	13	1:06.264	+4.038	13	1:06.940
15	10	Angus GEDDES	Van Diemen	1600	FF16BN	13	1:07.165	+4.939	9	1:07.486
16	92	Bernard BAXTER	Crossle 32F	1600	IFF	13	1:07.524	+5.298	11	1:09.580
17	46	Martin PIERACCINI	Van Diemen	1600	FF16A	13	1:08.181	+5.955	13	1:08.304
18	20	Norman DIXON	Crossle 32F	1600	IFF	13	1:08.800	+6.574	11	1:08.808
19	42	Roy MacGREGOR	Van Diemen	1600	FF16A	12	1:09.387	+7.161	12	1:10.174
20	76	Hugh GRAHAM	Reynard FF84	1600	IFF	12	1:09.868	+7.642	9	1:10.205
21	40	Laurie HUGHES	Van Diemen	1600	FF16A	8	1:10.052	+7.826	6	1:10.058
22	90	Henry CAMPBELL	Reynard FF84	1600	IFF	12	1:10.081	+7.855	11	1:10.175
23	6	Ian THOMAS	Swift	1600	FF16A	12	1:12.341	+10.115	6	1:12.740

Classic Speedfair

Formula Ford 1600 Trophy

Knockhill 1.280 Miles

Practice 10 - Golden Helmet - Qualification 2

22/07/2007 09:25

Practice

Lap	Lap Tm	Diff	Time of Day
(82) Peter DEMPSEY			
1	-:--		9:31:02.876
2	1:05.116	+2.890	9:32:07.992
3	1:07.089	+4.863	9:33:15.081
4	1:04.100	+1.874	9:34:19.181
5	1:04.688	+2.462	9:35:23.869
6	1:05.543	+3.317	9:36:29.412
7	1:02.636	+0.410	9:37:32.048
8	1:03.090	+0.864	9:38:35.138
9	1:08.684	+6.458	9:39:43.822
10	1:02.621	+0.395	9:40:46.443
11	1:08.056	+5.830	9:41:54.499
12	1:02.226	-	9:42:56.725
13	1:02.385	+0.159	9:43:59.110
14	1:04.198	+1.972	9:45:03.308
Best Tm: 1:02.226			

Lap	Lap Tm	Diff	Time of Day
(12) Noel DUNNE			
1	-:--		9:31:26.701
2	1:06.349	+3.410	9:32:33.050
3	1:04.671	+1.732	9:33:37.721
4	1:07.208	+4.269	9:34:44.929
5	1:04.769	+1.830	9:35:49.698
6	1:08.161	+5.222	9:36:57.859
7	1:03.378	+0.439	9:38:01.237
8	1:03.620	+0.681	9:39:04.857
9	1:04.351	+1.412	9:40:09.208
10	1:04.239	+1.300	9:41:13.447
11	1:13.300	+10.361	9:42:26.747
12	1:04.150	+1.211	9:43:30.897
13	1:02.939	-	9:44:33.836
14	1:06.347	+3.408	9:45:40.183
Best Tm: 1:02.939			

Lap	Lap Tm	Diff	Time of Day
(30) Mike GARDINER			
1	-:--		9:31:03.177
2	1:04.268	+1.106	9:32:07.445
3	1:06.375	+3.213	9:33:13.820
4	1:03.911	+0.749	9:34:17.731
5	1:04.543	+1.381	9:35:22.274
6	1:04.038	+0.876	9:36:26.312
7	1:03.560	+0.398	9:37:29.872
8	1:04.007	+0.845	9:38:33.879
9	1:03.786	+0.624	9:39:37.665
10	1:03.508	+0.346	9:40:41.173
11	1:03.625	+0.463	9:41:44.798
12	1:06.550	+3.388	9:42:51.348
13	1:03.162	-	9:43:54.510
14	1:03.467	+0.305	9:44:57.977
15	1:16.248	+13.086	9:46:14.225
Best Tm: 1:03.162			

Lap	Lap Tm	Diff	Time of Day
(8) Paul DAGG			
1	-:--		9:31:10.488
2	1:04.542	+1.332	9:32:15.030
3	1:06.004	+2.794	9:33:21.034
4	1:07.087	+3.877	9:34:28.121
5	1:04.660	+1.450	9:35:32.781

Lap	Lap Tm	Diff	Time of Day
6	1:05.004	+1.794	9:36:37.785
7	1:05.569	+2.359	9:37:43.354
8	1:04.568	+1.358	9:38:47.922
9	1:15.041	+11.831	9:40:02.963
10	1:04.348	+1.138	9:41:07.311
11	1:31.827	+28.617	9:42:39.138
12	1:03.210	-	9:43:42.348
13	1:18.547	+15.337	9:45:00.895
Best Tm: 1:03.210			

Lap	Lap Tm	Diff	Time of Day
(66) Rory BUTCHER			
1	-:--		9:31:23.391
2	1:05.482	+2.072	9:32:28.873
3	1:05.119	+1.709	9:33:33.992
4	1:04.798	+1.388	9:34:38.790
5	1:06.303	+2.893	9:35:45.093
6	1:05.288	+1.878	9:36:50.381
7	1:03.866	+0.456	9:37:54.247
8	1:04.448	+1.038	9:38:58.695
9	1:05.082	+1.672	9:40:03.777
10	1:04.744	+1.334	9:41:08.521
11	1:12.034	+8.624	9:42:20.555
12	1:04.084	+0.674	9:43:24.639
13	1:03.419	+0.009	9:44:28.058
14	1:03.410	-	9:45:31.468
Best Tm: 1:03.410			

Lap	Lap Tm	Diff	Time of Day
(60) Wayne BOYD			
1	-:--		9:31:21.166
2	1:06.052	+2.573	9:32:27.218
3	1:04.488	+1.009	9:33:31.706
4	1:04.616	+1.137	9:34:36.322
5	1:05.967	+2.488	9:35:42.289
6	1:03.729	+0.250	9:36:46.018
7	1:03.632	+0.153	9:37:49.650
8	1:04.883	+1.404	9:38:54.533
9	1:04.380	+0.901	9:39:58.913
10	1:03.479	-	9:41:02.392
11	1:03.622	+0.143	9:42:06.014
12	1:04.071	+0.592	9:43:10.085
13	1:04.056	+0.577	9:44:14.141
14	1:04.433	+0.954	9:45:18.574
Best Tm: 1:03.479			

Lap	Lap Tm	Diff	Time of Day
(22) Elliot MASON			
1	-:--		9:31:42.542
2	1:08.029	+3.955	9:32:50.571
3	1:05.350	+1.276	9:33:55.921
4	1:06.022	+1.948	9:35:01.943
5	1:04.872	+0.798	9:36:06.815
6	1:07.253	+3.179	9:37:14.068
7	1:44.291	+40.217	9:38:58.359
8	1:06.176	+2.102	9:40:04.535
9	1:06.237	+2.163	9:41:10.772
10	1:04.550	+0.476	9:42:15.322
11	1:04.074	-	9:43:19.396
12	1:06.547	+2.473	9:44:25.943
13	1:05.099	+1.025	9:45:31.042
Best Tm: 1:04.074			

Lap	Lap Tm	Diff	Time of Day
(2) Peter BARRABLE			
1	-:--		9:31:06.014
2	1:06.487	+2.328	9:32:12.501
3	1:07.714	+3.555	9:33:20.215
4	1:09.319	+5.160	9:34:29.534
5	1:05.043	+0.884	9:35:34.577
6	1:04.952	+0.793	9:36:39.529
7	1:07.593	+3.434	9:37:47.122
8	1:07.750	+3.591	9:38:54.872
9	1:06.226	+2.067	9:40:01.098
10	1:04.297	+0.138	9:41:05.395
11	1:04.159	-	9:42:09.554
12	1:04.575	+0.416	9:43:14.129
13	1:04.687	+0.528	9:44:18.816
14	1:04.779	+0.620	9:45:23.595
Best Tm: 1:04.159			

Lap	Lap Tm	Diff	Time of Day
(50) James COLE			
1	-:--		9:31:24.032
2	1:05.697	+1.403	9:32:29.729
3	1:05.377	+1.083	9:33:35.106
4	1:05.366	+1.072	9:34:40.472
5	1:07.249	+2.955	9:35:47.721
6	1:08.010	+3.716	9:36:55.731
7	1:04.306	+0.012	9:38:00.037
8	1:05.165	+0.871	9:39:05.202
9	1:04.937	+0.643	9:40:10.139
10	1:05.872	+1.578	9:41:16.011
11	1:08.088	+3.794	9:42:24.099
12	1:04.294	-	9:43:28.393
13	1:04.575	+0.281	9:44:32.968
14	1:04.781	+0.487	9:45:37.749
Best Tm: 1:04.294			

Lap	Lap Tm	Diff	Time of Day
(78) David HEADEN			
1	-:--		9:31:46.692
2	1:09.863	+4.604	9:32:56.555
3	1:15.603	+10.344	9:34:12.158
4	1:10.908	+5.649	9:35:23.066
5	1:08.243	+2.984	9:36:31.309
6	1:06.018	+0.759	9:37:37.327
7	1:06.016	+0.757	9:38:43.343
8	1:06.322	+1.063	9:39:49.665
9	1:05.259	-	9:40:54.924
10	1:06.480	+1.221	9:42:01.404
11	1:15.248	+9.989	9:43:16.652
12	1:05.371	+0.112	9:44:22.023
13	1:10.126	+4.867	9:45:32.149
Best Tm: 1:05.259			

Lap	Lap Tm	Diff	Time of Day
(26) Neville SMITH			
1	-:--		9:31:10.332
2	1:07.505	+2.217	9:32:17.837
3	1:06.870	+1.582	9:33:24.707
4	1:10.827	+5.539	9:34:35.534
5	1:08.513	+3.225	9:35:44.047
6	1:15.382	+10.094	9:36:59.429
7	1:05.889	+0.601	9:38:05.318

Printed: 22/07/2007 10:12:11

British Motorsports Automatic Race Timing (SMART)

Chief Timekeeper - Ian Sharp

Clerk of the Course

Sig. Time

Results can be downloaded at www.smart-timing.co.uk

Orbits 3

www.amb-it.com

www.mylaps.com

Page 1/3

Classic Speedfair

Formula Ford 1600 Trophy

Knockhill 1.280 Miles

Practice 10 - Golden Helmet - Qualification 2

22/07/2007 09:25

Practice

Lap	Lap Tm	Diff	Time of Day
8	1:05.288	-	9:39:10.606
9	1:05.753	+0.465	9:40:16.359
10	1:06.453	+1.165	9:41:22.812
11	1:07.693	+2.405	9:42:30.505
12	1:08.891	+3.603	9:43:39.396
13	1:25.006	+19.718	9:45:04.402
Best Tm: 1:05.288			

(70) David THORBURN

1	-:----	-	9:31:13.093
2	1:05.849	-	9:32:18.942
3	1:06.597	+0.748	9:33:25.539
4	1:11.694	+5.845	9:34:37.233
5	1:08.188	+2.339	9:35:45.421
6	1:17.952	+12.103	9:37:03.373
7	1:06.431	+0.582	9:38:09.804
8	1:12.019	+6.170	9:39:21.823
Best Tm: 1:05.849			

(4) Graham LEGGET

1	-:----	-	9:32:13.019
2	1:09.531	+3.632	9:33:22.550
3	1:11.970	+6.071	9:34:34.520
4	1:11.343	+5.444	9:35:45.863
5	1:13.720	+7.821	9:36:59.583
6	1:08.078	+2.179	9:38:07.661
7	1:05.899	-	9:39:13.560
8	1:11.675	+5.776	9:40:25.235
9	1:07.619	+1.720	9:41:32.854
10	1:07.584	+1.685	9:42:40.438
11	1:06.843	+0.944	9:43:47.281
12	1:07.975	+2.076	9:44:55.256
13	1:07.078	+1.179	9:46:02.334
Best Tm: 1:05.899			

(14) Colin TURNER

1	-:----	-	9:31:39.182
2	1:12.885	+6.621	9:32:52.067
3	1:21.320	+15.056	9:34:13.387
4	1:11.856	+5.592	9:35:25.243
5	1:11.162	+4.898	9:36:36.405
6	1:11.544	+5.280	9:37:47.949
7	1:09.525	+3.261	9:38:57.474
8	1:09.191	+2.927	9:40:06.665
9	1:08.066	+1.802	9:41:14.731
10	1:11.143	+4.879	9:42:25.874
11	1:08.812	+2.548	9:43:34.686
12	1:06.940	+0.676	9:44:41.626
13	1:06.264	-	9:45:47.890
Best Tm: 1:06.264			

(10) Angus GEDDES

1	-:----	-	9:31:43.347
2	1:10.871	+3.706	9:32:54.218
3	1:10.192	+3.027	9:34:04.410
4	1:08.971	+1.806	9:35:13.381
5	1:08.183	+1.018	9:36:21.564
6	1:07.590	+0.425	9:37:29.154

Lap	Lap Tm	Diff	Time of Day
7	1:08.766	+1.601	9:38:37.920
8	1:07.615	+0.450	9:39:45.535
9	1:07.165	-	9:40:52.700
10	1:08.189	+1.024	9:42:00.889
11	1:07.988	+0.823	9:43:08.877
12	1:07.486	+0.321	9:44:16.363
13	1:08.123	+0.958	9:45:24.486
Best Tm: 1:07.165			

(92) Bernard BAXTER

1	-:----	-	9:31:38.079
2	1:16.025	+8.501	9:32:54.104
3	1:15.067	+7.543	9:34:09.171
4	1:11.064	+3.540	9:35:20.235
5	1:12.235	+4.711	9:36:32.470
6	1:09.827	+2.303	9:37:42.297
7	1:10.647	+3.123	9:38:52.944
8	1:19.520	+11.996	9:40:12.464
9	1:10.223	+2.699	9:41:22.687
10	1:11.967	+4.443	9:42:34.654
11	1:07.524	-	9:43:42.178
12	1:09.886	+2.362	9:44:52.064
13	1:09.580	+2.056	9:46:01.644
Best Tm: 1:07.524			

(46) Martin PIERACCINI

1	-:----	-	9:31:50.775
2	1:08.304	+0.123	9:32:59.079
3	1:21.292	+13.111	9:34:20.371
4	1:08.815	+0.634	9:35:29.186
5	1:09.882	+1.701	9:36:39.068
6	1:09.983	+1.802	9:37:49.051
7	1:11.514	+3.333	9:39:00.565
8	1:08.861	+0.680	9:40:09.426
9	1:09.070	+0.889	9:41:18.496
10	1:09.964	+1.783	9:42:28.460
11	1:11.379	+3.198	9:43:39.839
12	1:08.730	+0.549	9:44:48.569
13	1:08.181	-	9:45:56.750
Best Tm: 1:08.181			

(20) Norman DIXON

1	-:----	-	9:31:40.368
2	1:14.621	+5.821	9:32:54.989
3	1:16.018	+7.218	9:34:11.007
4	1:12.430	+3.630	9:35:23.437
5	1:11.633	+2.833	9:36:35.070
6	1:11.086	+2.286	9:37:46.156
7	1:12.299	+3.499	9:38:58.455
8	1:13.639	+4.839	9:40:12.094
9	1:08.808	+0.008	9:41:20.902
10	1:11.241	+2.441	9:42:32.143
11	1:08.800	-	9:43:40.943
12	1:10.226	+1.426	9:44:51.169
13	1:11.845	+3.045	9:46:03.014
Best Tm: 1:08.800			

(42) Roy MacGREGOR

Lap	Lap Tm	Diff	Time of Day
1	-:----	-	9:32:05.134
2	1:16.145	+6.758	9:33:21.279
3	1:16.796	+7.409	9:34:38.075
4	1:14.047	+4.660	9:35:52.122
5	1:15.327	+5.940	9:37:07.449
6	1:11.055	+1.668	9:38:18.504
7	1:12.144	+2.757	9:39:30.648
8	1:14.357	+4.970	9:40:45.005
9	1:12.964	+3.577	9:41:57.969
10	1:10.194	+0.807	9:43:08.163
11	1:10.174	+0.787	9:44:18.337
12	1:09.387	-	9:45:27.724
Best Tm: 1:09.387			

(76) Hugh GRAHAM

1	-:----	-	9:32:03.759
2	1:15.332	+5.464	9:33:19.091
3	1:16.142	+6.274	9:34:35.233
4	1:12.287	+2.419	9:35:47.520
5	1:12.822	+2.954	9:37:00.342
6	1:10.672	+0.804	9:38:11.014
7	1:10.205	+0.337	9:39:21.219
8	1:11.014	+1.146	9:40:32.233
9	1:09.868	-	9:41:42.101
10	1:13.870	+4.002	9:42:55.971
11	1:16.495	+6.627	9:44:12.466
12	1:10.600	+0.732	9:45:23.066
Best Tm: 1:09.868			

(40) Laurie HUGHES

1	-:----	-	9:31:51.917
2	1:10.058	+0.006	9:33:01.975
3	1:11.402	+1.350	9:34:13.377
4	1:10.975	+0.923	9:35:24.352
5	1:19.033	+8.981	9:36:43.385
6	1:10.052	-	9:37:53.437
7	1:12.017	+1.965	9:39:05.454
8	1:27.223	+17.171	9:40:32.677
Best Tm: 1:10.052			

(90) Henry CAMPBELL

1	-:----	-	9:32:04.818
2	1:19.077	+8.996	9:33:23.895
3	1:15.826	+5.745	9:34:39.721
4	1:13.220	+3.139	9:35:52.941
5	1:15.329	+5.248	9:37:08.270
6	1:11.263	+1.182	9:38:19.533
7	1:11.113	+1.032	9:39:30.646
8	1:14.097	+4.016	9:40:44.743
9	1:14.191	+4.110	9:41:58.934
10	1:12.123	+2.042	9:43:11.057
11	1:10.081	-	9:44:21.138
12	1:10.175	+0.094	9:45:31.313
Best Tm: 1:10.081			


(6) Ian THOMAS

1	-:----	-	9:32:02.110
2	1:15.164	+2.823	9:33:17.274

Classic Speedfair

Formula Ford 1600 Trophy
Practice 10 - Golden Helmet - Qualification 2
Practice

Knockhill 1.280 Miles
22/07/2007 09:25



Lap	Lap Tm	Diff	Time of Day
3	1:18.675	+6.334	9:34:35.949
4	1:15.558	+3.217	9:35:51.507
5	1:15.148	+2.807	9:37:06.655
6	1:12.341	-	9:38:18.996
7	1:14.051	+1.710	9:39:33.047
8	1:16.216	+3.875	9:40:49.263
9	1:14.545	+2.204	9:42:03.808
10	1:13.085	+0.744	9:43:16.893
11	1:12.740	+0.399	9:44:29.633
12	1:13.110	+0.769	9:45:42.743

Best Tm: 1:12.341

Lap	Lap Tm	Diff	Time of Day
-----	--------	------	-------------

Lap	Lap Tm	Diff	Time of Day
-----	--------	------	-------------

Classic Speedfair

Formula Ford 1600 Trophy

Knockhill 1.280 Miles

Merged result

Pos	No.	Name	Class Code	Class	Overall BestTm	R1. Best Tm	R2. Best Tm
1	79	Joe TANNER	IFF	Irish FF	1:02.206	1:02.206	-:--
2	82	Peter DEMPSEY	IFF	Irish FF	1:02.226	-:--	1:02.226
3	1	Rory BARRABLE	IFF	Irish FF	1:02.228	1:02.228	-:--
4	35	Robert GREGAN	IFF	Irish FF	1:02.239	1:02.239	-:--
5	39	Noel CAREY	IFF	Irish FF	1:02.627	1:02.627	-:--
6	33	Graham CARROLL	FF16A	SMRC F	1:02.723	1:02.723	-:--
7	12	Noel DUNNE	IFF	Irish FF	1:02.939	-:--	1:02.939
8	30	Mike GARDINER	FF16A	SMRC F	1:03.162	-:--	1:03.162
9	8	Paul DAGG	IFF	Irish FF	1:03.210	-:--	1:03.210
10	69	Patrick McKENNA	IFF	Irish FF	1:03.250	1:03.250	-:--
11	66	Rory BUTCHER	FF16A	SMRC F	1:03.410	-:--	1:03.410
12	60	Wayne BOYD	IFF	Irish FF	1:03.479	-:--	1:03.479
13	21	Alan KIRKCALDY	FF16A	SMRC F	1:03.816	1:03.816	-:--
14	22	Elliot MASON	FF16A	SMRC F	1:04.074	-:--	1:04.074
15	5	Stuart THORBURN	FF16A	SMRC F	1:04.075	1:04.075	-:--
16	2	Peter BARRABLE	IFF	Irish FF	1:04.159	-:--	1:04.159
17	50	James COLE	FF16A	SMRC F	1:04.294	-:--	1:04.294
18	75	John FERGUSON	IFF	Irish FF	1:04.781	1:04.781	-:--
19	7	Craig BRUNTON	FF16A	SMRC F	1:04.813	1:04.813	-:--
20	23	Andrew CHESHER	FF16A	SMRC F	1:05.096	1:05.096	-:--
21	78	David HEADEN	FF16A	SMRC F	1:05.259	-:--	1:05.259
22	26	Neville SMITH	IFF	Irish FF	1:05.288	-:--	1:05.288
23	70	David THORBURN	FF16A	SMRC F	1:05.849	-:--	1:05.849
24	4	Graham LEGGET	FF16A	SMRC F	1:05.899	-:--	1:05.899
25	14	Colin TURNER	FF16A	SMRC F	1:06.264	-:--	1:06.264
26	3	Adrian HAMILTON	FF16A	SMRC F	1:06.295	1:06.295	-:--
27	19	Andrew McGREGOR	FF16A	SMRC F	1:06.504	1:06.504	-:--
28	97	Jimmy DOUGAN	IFF	Irish FF	1:07.114	1:07.114	-:--
29	10	Angus GEDDES	FF16BN	SMRC F	1:07.165	-:--	1:07.165
30	92	Bernard BAXTER	IFF	Irish FF	1:07.524	-:--	1:07.524
31	77	Brendan DUGGAN	IFF	Irish FF	1:07.707	1:07.707	-:--
32	15	Dane CHRISTISON	FF16A	SMRC F	1:08.053	1:08.053	-:--
33	46	Martin PIERACCINI	FF16A	SMRC F	1:08.181	-:--	1:08.181
34	95	Richard YOUNG	IFF	Irish FF	1:08.249	1:08.249	-:--
35	20	Norman DIXON	IFF	Irish FF	1:08.800	-:--	1:08.800
36	42	Roy MacGREGOR	FF16A	SMRC F	1:09.387	-:--	1:09.387
37	76	Hugh GRAHAM	IFF	Irish FF	1:09.868	-:--	1:09.868
38	40	Laurie HUGHES	FF16A	SMRC F	1:10.052	-:--	1:10.052
39	90	Henry CAMPBELL	IFF	Irish FF	1:10.081	-:--	1:10.081
40	17	Colin MURCHIE	FF16A	SMRC F	1:11.538	1:11.538	-:--
41	41	Norman THOMPSON	IFF	Irish FF	1:11.649	1:11.649	-:--
42	6	Ian THOMAS	FF16A	SMRC F	1:12.341	-:--	1:12.341

Classic Speedfair

Formula Ford 1600 Trophy

Knockhill 1.280 Miles

Race 16 - Golden Helmet - Last Chance Final

22/07/2007 15:15

Race

2

[26] Neville SMITH
[1:05.288]

4

[70] David THORBURN
[1:05.849]

6

[4] Graham LEGGET
[1:05.899]

8

[14] Colin TURNER
[1:06.264]

10

[10] Angus GEDDES
[1:07.165]

12

[92] Bernard BAXTER
[1:07.524]

14

[46] Martin PIERACCINI
[1:08.181]

16

[20] Norman DIXON
[1:08.800]

18

[76] Hugh GRAHAM
[1:09.868]

20

[90] Henry CAMPBELL
[1:10.081]

1

[3] Adrian HAMILTON
[1:06.295]

3

[19] Andrew McGREGOR
[1:06.504]

5

[97] Jimmy DOUGAN
[1:07.114]

7

[77] Brendan DUGGAN
[1:07.707]

9

[15] Dane CHRISTISON
[1:08.053]

11

[95] Richard YOUNG
[1:08.249]

13

[17] Colin MURCHIE
[1:11.538]

15

[41] Norman THOMPSON
[1:11.649]

17

[42] Roy MacGREGOR
[1:09.387]

19

[40] Laurie HUGHES
[1:10.052]

21

[6] Ian THOMAS
[1:12.341]

1

2

3

4

5

6

7

8

9

10

11

Classic Speedfair

Sorted on Laps

Virgin Radio Classic Rock 'Equipe' GTS

Knockhill 1.280 Miles

Race 11 - Second Race

22/07/2007 09:50

Race (30:00 Time)

Pos	No.	Name	Make/Model	CC	Class C	Laps	Total Tm	Diff	Avg. Speed	Best Tm 1 Lap	Lap
1	22	Tom SMITH	MGB		4	26	30:14.897	-	66.014	1:07.847	21
2	42	Neil HOWE	Triumph TR4		5	26	30:29.866	+14.969	65.474	1:07.418	25
3	77	Richard LAWSON	MGB		4	26	31:00.251	+45.354	64.404	1:09.784	22
4	19	Bill KIRKPATRICK	MGB		4	26	31:10.869	+55.972	64.039	1:09.441	26
5	32	Barbara LAMBERT	MGB		4	25	30:17.662	1 Lap	63.378	1:10.091	25
6	15	Ron WATT	MGB		4	25	30:33.913	+16.251	62.816	1:10.450	25
7	85	Stephen BOND	MGB		4	25	30:55.558	+37.896	62.084	1:11.025	23
8	68	John WILKES	MGB		4	25	31:18.383	1:00.721	61.329	1:12.106	16
9	64	Colin ELSTROP	TVR Grantura		4	25	31:23.515	1:05.853	61.162	1:12.502	24
10	79	John HOPWOOD	Austin Healey Sprite		2	24	30:23.620	2 Laps	60.644	1:12.878	24
11	91	Nick LEES	TVR Grantura		4	24	30:42.847	+19.227	60.011	1:10.899	24
12	75	Brian ARCULUS	Lotus Elite		2	24	30:53.777	+30.157	59.658	1:12.902	24
13	61	Andrew BURROUGHS	MGB		4	24	30:55.191	+31.571	59.612	1:12.960	19
14	6	John ANDON	Triumph TR4		5	24	31:10.474	+46.854	59.125	1:14.200	24
15	66	Graham FORRESTER	MGB		4	24	31:25.349	1:01.729	58.659	1:13.818	20
16	10	Terry BRYANT	MGA		4	23	30:31.386	3 Laps	57.871	1:13.837	16
17	52	Helen ELSTROP	Triumph Spitfire		2	23	30:53.016	+21.630	57.195	1:16.818	21
18	53	Alistair BRUCE	BRUCE		3	23	30:53.796	+22.410	57.171	1:15.735	22
19	16	Brian IRELAND	MGA		3	23	31:23.526	+52.140	56.269	1:18.113	22
20	28	Clive COCKS	WSM Sprite		2	22	30:19.703	4 Laps	55.710	1:17.439	22
21	13	Paul FREEMAN	MGB		4	22	30:33.271	+13.568	55.298	1:18.983	14

Not classified (80% = 21 Laps)

22	46	James WILLIS	MG Midget Coupe		2	12	31:19.652	14 Laps	29.418	1:13.380	12
DNF	12	Simon GURNEY	MGA Sebring		3	18	24:24.490	-	56.637	1:17.547	18
DNF	27	Bob ALLEN	MGB		4	16	20:41.664	-	59.378	1:14.293	15
DNF	25	Tim PRATCHETT	MGB		4	7	10:09.141	-	52.953	1:22.098	4
DNS	26	Stephen RADCLIFFE	MGB		4	0	----	-	-	----	0
DNS	63	Graham BATES	MGB		4	0	----	-	-	----	0

Margin of Victory	Avg. Speed	Best Lap Tm	Best Spd	Best Lap by
+14.969	66.014	1:07.418	68.350	[42] Neil HOWE

Printed: 22/07/2007 10:47:39

1 Motorsports Automatic Race Timing (SMART)

Chief Timekeeper - Ian Sharp

Orbits 3

Clerk of the Course

www.amb-it.com

Sig.

Time

www.mylaps.com

Results can be downloaded at www.smart-timing.co.uk

Page 1/1

Classic Speedfair

Virgin Radio Classic Rock 'Equipe' GTS

Knockhill 1.280 Miles

Race 11 - Second Race

22/07/2007 09:50

Race (30:00 Time)

Lap	Lap Tm	Diff	Time of Day
(22) Tom SMITH			
1	-:--		10:00:15.055
2	1:10.564	+2.717	10:01:25.619
3	1:09.708	+1.861	10:02:35.327
4	1:09.930	+2.083	10:03:45.257
5	1:13.865	+6.018	10:04:59.122
6	1:10.503	+2.656	10:06:09.625
7	1:08.863	+1.016	10:07:18.488
8	1:11.333	+3.486	10:08:29.821
9	1:08.797	+0.950	10:09:38.618
10	1:09.090	+1.243	10:10:47.708
11	1:10.297	+2.450	10:11:58.005
12	1:09.053	+1.206	10:13:07.058
13	1:11.904	+4.057	10:14:18.962
14	1:09.695	+1.848	10:15:28.657
15	1:08.677	+0.830	10:16:37.334
16	1:08.092	+0.245	10:17:45.426
17	1:08.340	+0.493	10:18:53.766
18	1:08.614	+0.767	10:20:02.380
19	1:13.353	+5.506	10:21:15.733
20	1:09.278	+1.431	10:22:25.011
21	1:07.847	-	10:23:32.858
22	1:09.522	+1.675	10:24:42.380
23	1:08.218	+0.371	10:25:50.598
24	1:07.873	+0.026	10:26:58.471
25	1:09.159	+1.312	10:28:07.630
26	1:08.288	+0.441	10:29:15.918
Best Tm: 1:07.847			

Lap	Lap Tm	Diff	Time of Day
(42) Neil HOWE			
1	-:--		10:00:17.551
2	1:11.920	+4.502	10:01:29.471
3	1:11.631	+4.213	10:02:41.102
4	1:10.812	+3.394	10:03:51.914
5	1:10.258	+2.840	10:05:02.172
6	1:11.173	+3.755	10:06:13.345
7	1:11.344	+3.926	10:07:24.689
8	1:10.541	+3.123	10:08:35.230
9	1:10.046	+2.628	10:09:45.276
10	1:09.348	+1.930	10:10:54.624
11	1:09.970	+2.552	10:12:04.594
12	1:09.633	+2.215	10:13:14.227
13	1:09.696	+2.278	10:14:23.923
14	1:09.992	+2.574	10:15:33.915
15	1:09.062	+1.644	10:16:42.977
16	1:08.726	+1.308	10:17:51.703
17	1:09.021	+1.603	10:19:00.724
18	1:19.108	+11.690	10:20:19.832
19	1:09.708	+2.290	10:21:29.540
20	1:11.582	+4.164	10:22:41.122
21	1:08.440	+1.022	10:23:49.562
22	1:09.075	+1.657	10:24:58.637
23	1:08.279	+0.861	10:26:06.916
24	1:08.810	+1.392	10:27:15.726
25	1:07.418	-	10:28:23.144
26	1:07.743	+0.325	10:29:30.887
Best Tm: 1:07.418			

Lap	Lap Tm	Diff	Time of Day
(77) Richard LAWSON			
1	-:--		10:00:18.647

Lap	Lap Tm	Diff	Time of Day
2	1:12.293	+2.509	10:01:30.940
3	1:11.990	+2.206	10:02:42.930
4	1:11.331	+1.547	10:03:54.261
5	1:11.251	+1.467	10:05:05.512
6	1:11.740	+1.956	10:06:17.252
7	1:12.970	+3.186	10:07:30.222
8	1:10.663	+0.879	10:08:40.885
9	1:10.944	+1.160	10:09:51.829
10	1:12.508	+2.724	10:11:04.337
11	1:12.133	+2.349	10:12:16.470
12	1:10.463	+0.679	10:13:26.933
13	1:11.157	+1.373	10:14:38.090
14	1:11.508	+1.724	10:15:49.598
15	1:12.086	+2.302	10:17:01.684
16	1:11.448	+1.664	10:18:13.132
17	1:11.098	+1.314	10:19:24.230
18	1:10.724	+0.940	10:20:34.954
19	1:12.936	+3.152	10:21:47.890
20	1:10.439	+0.655	10:22:58.329
21	1:10.511	+0.727	10:24:08.840
22	1:09.784	-	10:25:18.624
23	1:10.310	+0.526	10:26:28.934
24	1:11.205	+1.421	10:27:40.139
25	1:10.503	+0.719	10:28:50.642
26	1:10.630	+0.846	10:30:01.272
Best Tm: 1:09.784			

Lap	Lap Tm	Diff	Time of Day
(19) Bill KIRKPATRICK			
1	-:--		10:00:20.144
2	1:11.681	+2.240	10:01:31.825
3	1:11.335	+1.894	10:02:43.160
4	1:12.264	+2.823	10:03:55.424
5	1:11.374	+1.933	10:05:06.798
6	1:12.842	+3.401	10:06:19.640
7	1:15.190	+5.749	10:07:34.830
8	1:15.175	+5.734	10:08:50.005
9	1:10.322	+0.881	10:10:00.327
10	1:10.787	+1.346	10:11:11.114
11	1:12.003	+2.562	10:12:23.117
12	1:13.513	+4.072	10:13:36.630
13	1:10.600	+1.159	10:14:47.230
14	1:12.269	+2.828	10:15:59.499
15	1:11.556	+2.115	10:17:11.055
16	1:11.202	+1.761	10:18:22.257
17	1:11.253	+1.812	10:19:33.510
18	1:11.488	+2.047	10:20:44.998
19	1:11.284	+1.843	10:21:56.282
20	1:10.338	+0.897	10:23:06.620
21	1:09.718	+0.277	10:24:16.338
22	1:13.930	+4.489	10:25:30.268
23	1:10.575	+1.134	10:26:40.843
24	1:09.971	+0.530	10:27:50.814
25	1:11.635	+2.194	10:29:02.449
26	1:09.441	-	10:30:11.890
Best Tm: 1:09.441			

Lap	Lap Tm	Diff	Time of Day
(32) Barbara LAMBERT			
1	-:--		10:00:30.174
2	1:17.474	+7.383	10:01:47.648
3	1:14.529	+4.438	10:03:02.177
4	1:14.338	+4.247	10:04:16.515
5	1:14.248	+4.157	10:05:30.763

Lap	Lap Tm	Diff	Time of Day
6	1:12.929	+2.838	10:06:43.692
7	1:12.233	+2.142	10:07:55.925
8	1:11.520	+1.429	10:09:07.445
9	1:12.043	+1.952	10:10:19.488
10	1:12.856	+2.765	10:11:32.344
11	1:11.398	+1.307	10:12:43.742
12	1:11.024	+0.933	10:13:54.766
13	1:11.287	+1.196	10:15:06.053
14	1:10.579	+0.488	10:16:16.632
15	1:10.398	+0.307	10:17:27.030
16	1:12.240	+2.149	10:18:39.270
17	1:11.561	+1.470	10:19:50.831
18	1:11.285	+1.194	10:21:02.116
19	1:10.681	+0.590	10:22:12.797
20	1:12.250	+2.159	10:23:25.047
21	1:10.250	+0.159	10:24:35.297
22	1:11.221	+1.130	10:25:46.518
23	1:10.674	+0.583	10:26:57.192
24	1:11.400	+1.309	10:28:08.592
25	1:10.091	-	10:29:18.683
Best Tm: 1:10.091			

Lap	Lap Tm	Diff	Time of Day
(15) Ron WATT			
1	-:--		10:00:23.170
2	1:15.126	+4.676	10:01:38.296
3	1:14.340	+3.890	10:02:52.636
4	1:13.205	+2.755	10:04:05.841
5	1:13.706	+3.256	10:05:19.547
6	1:12.321	+1.871	10:06:31.868
7	1:12.845	+2.395	10:07:44.713
8	1:14.417	+3.967	10:08:59.130
9	1:13.474	+3.024	10:10:12.604
10	1:13.026	+2.576	10:11:25.630
11	1:12.287	+1.837	10:12:37.917
12	1:11.836	+1.386	10:13:49.753
13	1:12.228	+1.778	10:15:01.981
14	1:12.138	+1.688	10:16:14.119
15	1:13.855	+3.405	10:17:27.974
16	1:14.312	+3.862	10:18:42.286
17	1:15.560	+5.110	10:19:57.846
18	1:15.068	+4.618	10:21:12.914
19	1:12.294	+1.844	10:22:25.208
20	1:11.149	+0.699	10:23:36.357
21	1:11.870	+1.420	10:24:48.227
22	1:13.446	+2.996	10:26:01.673
23	1:11.690	+1.240	10:27:13.363
24	1:11.121	+0.671	10:28:24.484
25	1:10.450	-	10:29:34.934
Best Tm: 1:10.450			

Lap	Lap Tm	Diff	Time of Day
(85) Stephen BOND			
1	-:--		10:00:29.194
2	1:17.545	+6.520	10:01:46.739
3	1:15.507	+4.482	10:03:02.246
4	1:15.852	+4.827	10:04:18.098
5	1:15.342	+4.317	10:05:33.440
6	1:14.973	+3.948	10:06:48.413
7	1:15.600	+4.575	10:08:04.013
8	1:14.735	+3.710	10:09:18.748
9	1:14.573	+3.548	10:10:33.321
10	1:13.112	+2.087	10:11:46.433
11	1:13.183	+2.158	10:12:59.616

Printed: 22/07/2007 10:48:02

British Motorsports Automatic Race Timing (SMART)

Chief Timekeeper - Ian Sharp

Orbits 3

Clerk of the Course

www.amb-it.com

Sig. Time

www.mylaps.com

Results can be downloaded at www.smart-timing.co.uk

Classic Speedfair

Virgin Radio Classic Rock 'Equipe' GTS

Knockhill 1.280 Miles

Race 11 - Second Race

22/07/2007 09:50

Race (30:00 Time)

Lap	Lap Tm	Diff	Time of Day
12	1:14.787	+3.762	10:14:14.403
13	1:13.235	+2.210	10:15:27.638
14	1:12.408	+1.383	10:16:40.046
15	1:12.448	+1.423	10:17:52.494
16	1:11.513	+0.488	10:19:04.007
17	1:11.701	+0.676	10:20:15.708
18	1:12.159	+1.134	10:21:27.867
19	1:17.196	+6.171	10:22:45.063
20	1:11.108	+0.083	10:23:56.171
21	1:13.148	+2.123	10:25:09.319
22	1:12.136	+1.111	10:26:21.455
23	1:11.025	-	10:27:32.480
24	1:11.174	+0.149	10:28:43.654
25	1:12.925	+1.900	10:29:56.579
Best Tm: 1:11.025			

(68) John WILKES

Lap	Lap Tm	Diff	Time of Day
1	-:--	-	10:00:28.599
2	1:16.391	+4.285	10:01:44.990
3	1:16.391	+4.285	10:03:01.381
4	1:18.321	+6.215	10:04:19.702
5	1:16.221	+4.115	10:05:35.923
6	1:15.508	+3.402	10:06:51.431
7	1:13.825	+1.719	10:08:05.256
8	1:14.111	+2.005	10:09:19.367
9	1:14.813	+2.707	10:10:34.180
10	1:16.383	+4.277	10:11:50.563
11	1:15.279	+3.173	10:13:05.842
12	1:16.277	+4.171	10:14:22.119
13	1:15.279	+3.173	10:15:37.398
14	1:16.145	+4.039	10:16:53.543
15	1:14.204	+2.098	10:18:07.747
16	1:12.106	-	10:19:19.853
17	1:13.968	+1.862	10:20:33.821
18	1:14.916	+2.810	10:21:48.737
19	1:13.781	+1.675	10:23:02.518
20	1:13.338	+1.232	10:24:15.856
21	1:14.674	+2.568	10:25:30.530
22	1:12.293	+0.187	10:26:42.823
23	1:12.156	+0.050	10:27:54.979
24	1:12.138	+0.032	10:29:07.117
25	1:12.287	+0.181	10:30:19.404
Best Tm: 1:12.106			

(64) Colin ELSTROP

Lap	Lap Tm	Diff	Time of Day
1	-:--	-	10:00:27.355
2	1:16.784	+4.282	10:01:44.139
3	1:16.101	+3.599	10:03:00.240
4	1:15.822	+3.320	10:04:16.062
5	1:16.448	+3.946	10:05:32.510
6	1:15.374	+2.872	10:06:47.884
7	1:15.378	+2.876	10:08:03.262
8	1:14.905	+2.403	10:09:18.167
9	1:14.684	+2.182	10:10:32.851
10	1:16.286	+3.784	10:11:49.137
11	1:15.704	+3.202	10:13:04.841
12	1:16.468	+3.966	10:14:21.309
13	1:15.027	+2.525	10:15:36.336
14	1:14.477	+1.975	10:16:50.813
15	1:14.378	+1.876	10:18:05.191
16	1:13.927	+1.425	10:19:19.118
17	1:13.879	+1.377	10:20:32.997

Lap	Lap Tm	Diff	Time of Day
18	1:14.629	+2.127	10:21:47.626
19	1:14.225	+1.723	10:23:01.851
20	1:12.944	+0.442	10:24:14.795
21	1:15.836	+3.334	10:25:30.631
22	1:14.848	+2.346	10:26:45.479
23	1:13.366	+0.864	10:27:58.845
24	1:12.502	-	10:29:11.347
25	1:13.189	+0.687	10:30:24.536
Best Tm: 1:12.502			

(79) John HOPWOOD

Lap	Lap Tm	Diff	Time of Day
1	-:--	-	10:00:29.681
2	1:19.293	+6.415	10:01:48.974
3	1:17.289	+4.411	10:03:06.263
4	1:16.422	+3.544	10:04:22.685
5	1:17.586	+4.708	10:05:40.271
6	1:17.305	+4.427	10:06:57.576
7	1:16.350	+3.472	10:08:13.926
8	1:14.903	+2.025	10:09:28.829
9	1:15.183	+2.305	10:10:44.012
10	1:15.924	+3.046	10:11:59.936
11	1:15.167	+2.289	10:13:15.103
12	1:16.814	+3.936	10:14:31.917
13	1:14.277	+1.399	10:15:46.194
14	1:15.251	+2.373	10:17:01.445
15	1:14.704	+1.826	10:18:16.149
16	1:14.744	+1.866	10:19:30.893
17	1:15.984	+3.106	10:20:46.877
18	1:14.699	+1.821	10:22:01.576
19	1:13.521	+0.643	10:23:15.097
20	1:13.380	+0.502	10:24:28.477
21	1:14.141	+1.263	10:25:42.618
22	1:14.227	+1.349	10:26:56.845
23	1:14.918	+2.040	10:28:11.763
24	1:12.878	-	10:29:24.641
Best Tm: 1:12.878			

(91) Nick LEES

Lap	Lap Tm	Diff	Time of Day
1	-:--	-	10:00:31.466
2	1:21.049	+10.150	10:01:52.515
3	1:20.039	+9.140	10:03:12.554
4	1:21.407	+10.508	10:04:33.961
5	1:19.991	+9.092	10:05:53.952
6	1:19.397	+8.498	10:07:13.349
7	1:17.618	+6.719	10:08:30.967
8	1:16.957	+6.058	10:09:47.924
9	1:16.040	+5.141	10:11:03.964
10	1:17.021	+6.122	10:12:20.985
11	1:16.815	+5.916	10:13:37.800
12	1:15.965	+5.066	10:14:53.765
13	1:15.930	+5.031	10:16:09.695
14	1:15.638	+4.739	10:17:25.333
15	1:14.913	+4.014	10:18:40.246
16	1:17.031	+6.132	10:19:57.277
17	1:15.556	+4.657	10:21:12.833
18	1:15.283	+4.384	10:22:28.116
19	1:14.048	+3.149	10:23:42.164
20	1:13.639	+2.740	10:24:55.803
21	1:12.909	+2.010	10:26:08.712
22	1:12.273	+1.374	10:27:20.985
23	1:11.984	+1.085	10:28:32.969
24	1:10.899	-	10:29:43.868

Lap	Lap Tm	Diff	Time of Day
Best Tm: 1:10.899			

(75) Brian ARCULUS

Lap	Lap Tm	Diff	Time of Day
1	-:--	-	10:00:38.438
2	1:20.640	+7.738	10:01:59.078
3	1:19.355	+6.453	10:03:18.433
4	1:18.241	+5.339	10:04:36.674
5	1:19.777	+6.875	10:05:56.451
6	1:18.337	+5.435	10:07:14.788
7	1:18.394	+5.492	10:08:33.182
8	1:16.441	+3.539	10:09:49.623
9	1:16.392	+3.490	10:11:06.015
10	1:17.007	+4.105	10:12:23.022
11	1:16.741	+3.839	10:13:39.763
12	1:15.204	+2.302	10:14:54.967
13	1:16.442	+3.540	10:16:11.409
14	1:15.410	+2.508	10:17:26.819
15	1:16.395	+3.493	10:18:43.214
16	1:15.806	+2.904	10:19:59.020
17	1:14.840	+1.938	10:21:13.860
18	1:15.049	+2.147	10:22:28.909
19	1:17.287	+4.385	10:23:46.196
20	1:14.379	+1.477	10:25:00.575
21	1:14.067	+1.165	10:26:14.642
22	1:13.728	+0.826	10:27:28.370
23	1:13.526	+0.624	10:28:41.896
24	1:12.902	-	10:29:54.798
Best Tm: 1:12.902			

(61) Andrew BURROUGHS

Lap	Lap Tm	Diff	Time of Day
1	-:--	-	10:00:33.391
2	1:20.350	+7.390	10:01:53.741
3	1:20.342	+7.382	10:03:14.083
4	1:20.921	+7.961	10:04:35.004
5	1:19.864	+6.904	10:05:54.868
6	1:18.828	+5.868	10:07:13.696
7	1:18.451	+5.491	10:08:32.147
8	1:16.791	+3.831	10:09:48.938
9	1:16.625	+3.665	10:11:05.563
10	1:16.552	+3.592	10:12:22.115
11	1:17.233	+4.273	10:13:39.348
12	1:16.826	+3.866	10:14:56.174
13	1:15.975	+3.015	10:16:12.149
14	1:17.069	+4.109	10:17:29.218
15	1:16.427	+3.467	10:18:45.645
16	1:16.748	+3.788	10:20:02.393
17	1:19.340	+6.380	10:21:21.733
18	1:13.651	+0.691	10:22:35.384
19	1:12.960	-	10:23:48.344
20	1:14.006	+1.046	10:25:02.350
21	1:13.610	+0.650	10:26:15.960
22	1:13.538	+0.578	10:27:29.498
23	1:13.277	+0.317	10:28:42.775
24	1:13.437	+0.477	10:29:56.212
Best Tm: 1:12.960			

(6) John ANDON

Lap	Lap Tm	Diff	Time of Day
1	-:--	-	10:00:27.683
2	1:22.834	+8.634	10:01:50.517
3	1:21.602	+7.402	10:03:12.119

Printed: 22/07/2007 10:48:02

British Motorsports Automatic Race Timing (SMART)

Chief Timekeeper - Ian Sharp

Orbits 3

Clerk of the Course

www.amb-it.com

Sig. Time

www.mylaps.com

Results can be downloaded at www.smart-timing.co.uk

Classic Speedfair

Virgin Radio Classic Rock 'Equipe' GTS

Knockhill 1.280 Miles

Race 11 - Second Race

22/07/2007 09:50

Race (30:00 Time)

Lap	Lap Tm	Diff	Time of Day
4	1:20.579	+6.379	10:04:32.698
5	1:20.485	+6.285	10:05:53.183
6	1:18.999	+4.799	10:07:12.182
7	1:17.738	+3.538	10:08:29.920
8	1:16.904	+2.704	10:09:46.824
9	1:16.417	+2.217	10:11:03.241
10	1:16.794	+2.594	10:12:20.035
11	1:16.402	+2.202	10:13:36.437
12	1:16.544	+2.344	10:14:52.981
13	1:17.150	+2.950	10:16:10.131
14	1:16.311	+2.111	10:17:26.442
15	1:16.369	+4.169	10:18:44.811
16	1:17.707	+3.507	10:20:02.518
17	1:21.081	+6.881	10:21:23.599
18	1:16.676	+2.476	10:22:40.275
19	1:14.951	+0.751	10:23:55.226
20	1:14.852	+0.652	10:25:10.078
21	1:16.652	+2.452	10:26:26.730
22	1:15.417	+1.217	10:27:42.147
23	1:15.148	+0.948	10:28:57.295
24	1:14.200	-	10:30:11.495
Best Tm: 1:14.200			

(66) Graham FORRESTER

Lap	Lap Tm	Diff	Time of Day
1	-:--	-	10:00:34.462
2	1:20.418	+6.600	10:01:54.880
3	1:19.876	+6.058	10:03:14.756
4	1:20.709	+6.891	10:04:35.465
5	1:20.100	+6.282	10:05:55.565
6	1:19.952	+6.134	10:07:15.517
7	1:19.314	+5.496	10:08:34.831
8	1:18.580	+4.762	10:09:53.411
9	1:15.022	+1.204	10:11:08.433
10	1:17.123	+3.305	10:12:25.556
11	1:17.137	+3.319	10:13:42.693
12	1:16.973	+3.155	10:14:59.666
13	1:16.801	+2.983	10:16:16.467
14	1:15.122	+1.304	10:17:31.589
15	1:14.981	+1.163	10:18:46.570
16	1:16.973	+3.155	10:20:03.543
17	1:22.987	+9.169	10:21:26.530
18	1:21.857	+8.039	10:22:48.387
19	1:15.795	+1.977	10:24:04.182
20	1:13.818	-	10:25:18.000
21	1:14.895	+1.077	10:26:32.895
22	1:16.276	+2.458	10:27:49.171
23	1:19.717	+5.899	10:29:08.888
24	1:17.482	+3.664	10:30:26.370
Best Tm: 1:13.818			

(10) Terry BRYANT

Lap	Lap Tm	Diff	Time of Day
1	-:--	-	10:00:36.503
2	1:17.252	+3.415	10:01:53.755
3	1:18.464	+4.627	10:03:12.219
4	2:31.214	+1:17.377	10:05:43.433
5	1:17.695	+3.858	10:07:01.128
6	1:16.188	+2.351	10:08:17.316
7	1:15.220	+1.383	10:09:32.536
8	1:13.949	+0.112	10:10:46.485
9	1:15.123	+1.286	10:12:01.608
10	1:14.545	+0.708	10:13:16.153
11	1:19.119	+5.282	10:14:35.272

Lap	Lap Tm	Diff	Time of Day
12	1:16.799	+2.962	10:15:52.071
13	1:14.174	+0.337	10:17:06.245
14	1:14.397	+0.560	10:18:20.642
15	1:14.773	+0.936	10:19:35.415
16	1:13.837	-	10:20:49.252
17	1:13.855	+0.018	10:22:03.107
18	1:13.978	+0.141	10:23:17.085
19	1:14.763	+0.926	10:24:31.848
20	1:15.354	+1.517	10:25:47.202
21	1:14.835	+0.998	10:27:02.037
22	1:14.469	+0.632	10:28:16.506
23	1:15.901	+2.064	10:29:32.407
Best Tm: 1:13.837			

(52) Helen ELSTROP

Lap	Lap Tm	Diff	Time of Day
1	-:--	-	10:00:36.410
2	1:22.763	+5.945	10:01:59.173
3	1:23.155	+6.337	10:03:22.328
4	1:23.529	+6.711	10:04:45.857
5	1:23.080	+6.262	10:06:08.937
6	1:22.541	+5.723	10:07:31.478
7	1:22.057	+5.239	10:08:53.535
8	1:20.362	+3.544	10:10:13.897
9	1:21.112	+4.294	10:11:35.009
10	1:19.661	+2.843	10:12:54.670
11	1:20.086	+3.268	10:14:14.756
12	1:20.661	+3.843	10:15:35.417
13	1:21.076	+4.258	10:16:56.493
14	1:18.771	+1.953	10:18:15.264
15	1:19.610	+2.792	10:19:34.874
16	1:17.568	+0.750	10:20:52.442
17	1:18.157	+1.339	10:22:10.599
18	1:17.714	+0.896	10:23:28.313
19	1:16.953	+0.135	10:24:45.266
20	1:18.210	+1.392	10:26:03.476
21	1:16.818	-	10:27:20.294
22	1:16.895	+0.077	10:28:37.189
23	1:16.848	+0.030	10:29:54.037
Best Tm: 1:16.818			

(53) Alistair BRUCE

Lap	Lap Tm	Diff	Time of Day
1	-:--	-	10:00:37.850
2	1:25.088	+9.353	10:02:02.938
3	1:20.607	+4.872	10:03:23.545
4	1:23.958	+8.223	10:04:47.503
5	1:22.654	+6.919	10:06:10.157
6	1:22.226	+6.491	10:07:32.383
7	1:21.668	+5.933	10:08:54.051
8	1:20.207	+4.472	10:10:14.258
9	1:23.230	+7.495	10:11:37.488
10	1:19.070	+3.335	10:12:56.558
11	1:20.249	+4.514	10:14:16.807
12	1:19.755	+4.020	10:15:36.562
13	1:20.497	+4.762	10:16:57.059
14	1:19.230	+3.495	10:18:16.289
15	1:19.969	+4.234	10:19:36.258
16	1:17.516	+1.781	10:20:53.774
17	1:17.385	+1.650	10:22:11.159
18	1:17.801	+2.066	10:23:28.960
19	1:17.223	+1.488	10:24:46.183
20	1:18.731	+2.996	10:26:04.914
21	1:17.813	+2.078	10:27:22.727

Lap	Lap Tm	Diff	Time of Day
22	1:15.735	-	10:28:38.462
23	1:16.355	+0.620	10:29:54.817
Best Tm: 1:15.735			

(16) Brian IRELAND

Lap	Lap Tm	Diff	Time of Day
1	-:--	-	10:00:39.310
2	1:23.982	+5.869	10:02:03.292
3	1:23.096	+4.983	10:03:26.388
4	1:23.433	+5.320	10:04:49.821
5	1:24.277	+6.164	10:06:14.098
6	1:23.707	+5.594	10:07:37.805
7	1:21.060	+2.947	10:08:58.865
8	1:21.951	+3.838	10:10:20.816
9	1:21.308	+3.195	10:11:42.124
10	1:20.580	+2.467	10:13:02.704
11	1:23.129	+5.016	10:14:25.833
12	1:19.557	+1.444	10:15:45.390
13	1:19.955	+1.842	10:17:05.345
14	1:20.272	+2.159	10:18:25.617
15	1:19.094	+0.981	10:19:44.711
16	1:21.171	+3.058	10:21:05.882
17	1:21.170	+3.057	10:22:27.052
18	1:20.869	+2.756	10:23:47.921
19	1:20.010	+1.897	10:25:07.931
20	1:21.323	+3.210	10:26:29.254
21	1:18.607	+0.494	10:27:47.861
22	1:18.113	-	10:29:05.974
23	1:18.573	+0.460	10:30:24.547
Best Tm: 1:18.113			

(28) Clive COCKS

Lap	Lap Tm	Diff	Time of Day
1	-:--	-	10:00:44.901
2	1:25.791	+8.352	10:02:10.692
3	1:23.778	+6.339	10:03:34.470
4	1:25.171	+7.732	10:04:59.641
5	1:24.524	+7.085	10:06:24.165
6	1:22.305	+4.866	10:07:46.470
7	1:20.827	+3.388	10:09:07.297
8	1:21.217	+3.778	10:10:28.514
9	1:22.034	+4.595	10:11:50.548
10	1:22.497	+5.058	10:13:13.045
11	1:24.972	+7.533	10:14:38.017
12	1:21.251	+3.812	10:15:59.268
13	1:20.108	+2.669	10:17:19.376
14	1:19.328	+1.889	10:18:38.704
15	1:22.130	+4.691	10:20:00.834
16	1:25.084	+7.645	10:21:25.918
17	1:22.702	+5.263	10:22:48.620
18	1:20.042	+2.603	10:24:08.662
19	1:18.390	+0.951	10:25:27.052
20	1:18.207	+0.768	10:26:45.259
21	1:18.026	+0.587	10:28:03.285
22	1:17.439	-	10:29:20.724
Best Tm: 1:17.439			

(13) Paul FREEMAN

Lap	Lap Tm	Diff	Time of Day
1	-:--	-	10:00:44.408
2	1:24.194	+5.211	10:02:08.602
3	1:23.181	+4.198	10:03:31.783
4	1:23.084	+4.101	10:04:54.867

Printed: 22/07/2007 10:48:02

British Motorsports Automatic Race Timing (SMART)

Chief Timekeeper - Ian Sharp

Clerk of the Course

Sig. Time

Results can be downloaded at www.smart-timing.co.uk

Orbits 3

www.amb-it.com

www.mylaps.com

Page 3/4

Classic Speedfair

Virgin Radio Classic Rock 'Equipe' GTS

Knockhill 1.280 Miles

Race 11 - Second Race

22/07/2007 09:50

Race (30:00 Time)

Lap	Lap Tm	Diff	Time of Day
5	1:24.818	+5.835	10:06:19.685
6	1:21.904	+2.921	10:07:41.589
7	1:23.377	+4.394	10:09:04.966
8	1:21.944	+2.961	10:10:26.910
9	1:22.414	+3.431	10:11:49.324
10	1:22.999	+4.016	10:13:12.323
11	1:24.595	+5.612	10:14:36.918
12	1:21.712	+2.729	10:15:58.630
13	1:19.977	+0.994	10:17:18.607
14	1:18.983	-	10:18:37.590
15	1:21.237	+2.254	10:19:58.827
16	1:26.586	+7.603	10:21:25.413
17	1:22.429	+3.446	10:22:47.842
18	1:22.459	+3.476	10:24:10.301
19	1:19.864	+0.881	10:25:30.165
20	1:20.817	+1.834	10:26:50.982
21	1:21.863	+2.880	10:28:12.845
22	1:21.447	+2.464	10:29:34.292

Best Tm: 1:18.983

(46) James WILLIS

1	-:--	-	10:16:30.405
2	1:17.072	+3.692	10:17:47.477
3	1:17.810	+4.430	10:19:05.287
4	1:17.282	+3.902	10:20:22.569
5	1:17.241	+3.861	10:21:39.810
6	1:15.066	+1.686	10:22:54.876
7	1:15.286	+1.906	10:24:10.162
8	1:14.856	+1.476	10:25:25.018
9	1:13.643	+0.263	10:26:38.661
10	1:13.925	+0.545	10:27:52.586
11	1:14.707	+1.327	10:29:07.293
12	1:13.380	-	10:30:20.673

Best Tm: 1:13.380

(12) Simon GURNEY

1	-:--	-	10:00:38.847
2	1:23.027	+5.480	10:02:01.874
3	1:20.825	+3.278	10:03:22.699
4	1:23.797	+6.250	10:04:46.496
5	1:22.861	+5.314	10:06:09.357
6	1:24.380	+6.833	10:07:33.737
7	1:21.301	+3.754	10:08:55.038
8	1:20.508	+2.961	10:10:15.546
9	1:21.319	+3.772	10:11:36.865
10	1:18.927	+1.380	10:12:55.792
11	1:20.156	+2.609	10:14:15.948
12	1:18.283	+0.736	10:15:34.231
13	1:18.131	+0.584	10:16:52.362
14	1:18.390	+0.843	10:18:10.752
15	1:18.434	+0.887	10:19:29.186
16	1:19.783	+2.236	10:20:48.969
17	1:18.995	+1.448	10:22:07.964
18	1:17.547	-	10:23:25.511

Best Tm: 1:17.547

(27) Bob ALLEN

1	-:--	-	10:00:32.585
2	1:18.907	+4.614	10:01:51.492
3	1:19.451	+5.158	10:03:10.943

Lap	Lap Tm	Diff	Time of Day
4	1:16.909	+2.616	10:04:27.852
5	1:18.150	+3.857	10:05:46.002
6	1:18.616	+4.323	10:07:04.618
7	1:16.641	+2.348	10:08:21.259
8	1:16.320	+2.027	10:09:37.579
9	1:16.900	+2.607	10:10:54.479
10	1:16.000	+1.707	10:12:10.479
11	1:15.993	+1.700	10:13:26.472
12	1:15.931	+1.638	10:14:42.403
13	1:16.075	+1.782	10:15:58.478
14	1:15.055	+0.762	10:17:13.533
15	1:14.293	-	10:18:27.826
16	1:14.859	+0.566	10:19:42.685

Best Tm: 1:14.293

(25) Tim PRATCHETT

1	-:--	-	10:00:42.687
2	1:24.266	+2.168	10:02:06.953
3	1:22.302	+0.204	10:03:29.255
4	1:22.098	-	10:04:51.353
5	1:24.105	+2.007	10:06:15.458
6	1:23.552	+1.454	10:07:39.010
7	1:31.152	+9.054	10:09:10.162

Best Tm: 1:22.098

(26) Stephen RADCLIFFE

Best Tm: -:--

(63) Graham BATES

Best Tm: -:--


Virgin Radio Classic Rock 'Equipe' GTS

Knockhill 1.280 Miles

Race 11 - Second Race

22/07/2007 09:50

Race (30:00 Time)



Competitors	Laps																								
	1	2	3	4	5	6	7	8	9	10	11	12	13	14	15	16	17	18	19	20	21	22	23	24	25
Tom SMITH (22)	1	22	22	22	22	22	22	22	22	22	22	22	22	22	22	22	22	22	22	22	22	22	22	22	22
Neil HOWE (42)	2	42	42	42	42	42	42	42	42	42	42	42	42	42	42	42	42	42	42	42	42	42	42	42	42
Richard LAWSON (77)	3	77	77	77	77	77	77	77	77	77	77	77	77	77	77	77	77	77	77	77	77	77	77	77	77
Bill KIRKPATRICK (19)	4	19	19	19	19	19	19	19	19	19	19	19	19	19	19	19	19	19	19	19	19	19	19	19	19
Ron WATT (15)	5	15	15	15	15	15	15	15	15	15	15	15	15	15	15	32	32	32	32	32	32	32	32	32	32
Colin ELSTROP (64)	6	64	64	64	64	32	32	32	32	32	32	32	32	32	32	15	15	15	15	15	15	15	15	15	15
John ANDON (6)	7	6	68	68	32	64	64	64	64	64	85	85	85	85	85	85	85	85	85	85	85	85	85	85	85
John WILKES (68)	8	68	85	32	85	85	85	85	85	85	64	64	64	64	64	64	64	64	64	64	64	68	68	68	68
Stephen BOND (85)	9	85	32	85	68	68	68	68	68	68	68	68	68	68	68	68	68	68	68	68	64	64	64	64	64
John HOPWOOD (79)	10	79	79	79	79	79	79	79	79	79	79	79	79	79	79	79	79	79	79	79	79	79	79	79	79
Barbara LAMBERT (32)	11	32	6	27	27	27	27	27	27	27	27	27	27	27	27	27	91	91	91	91	91	91	91	91	91
Nick LEES (91)	12	91	27	6	6	6	6	6	6	6	6	6	6	91	91	91	91	75	75	75	75	75	75	75	75
Bob ALLEN (27)	13	27	91	10	91	91	91	91	91	91	91	91	91	6	6	75	75	61	61	61	61	61	61	61	61
Andrew BURROUGHS (61)	14	61	61	91	61	61	61	61	61	61	61	61	61	75	75	75	6	61	6	6	6	6	6	6	6
Graham FORRESTER (66)	15	66	10	61	66	66	75	75	75	75	75	75	61	61	61	61	6	66	66	66	66	66	66	66	66
Helen ELSTROP (52)	16	52	66	66	75	75	66	66	66	66	66	66	66	66	66	66	10	10	10	10	10	10	10	10	10
Terry BRYANT (10)	17	10	75	75	52	52	52	52	52	52	52	52	12	12	12	12	12	12	12	12	52	52	52	52	52
Alistair BRUCE (53)	18	53	52	52	12	12	53	53	53	12	12	12	12	52	52	52	52	10	52	52	53	53	53	53	53
Brian ARCULUS (75)	19	75	12	12	53	53	12	12	12	53	53	53	53	53	53	10	52	53	53	16	16	16	16	16	16
Simon GURNEY (12)	20	12	53	53	16	16	16	16	16	16	16	16	16	16	16	10	53	53	16	16	28	28	28	28	28
Brian IRELAND (16)	21	16	16	16	25	25	25	13	13	13	13	10	10	10	16	16	16	13	28	13	13	13	13	13	13
Tim PRATCHETT (25)	22	25	25	25	13	13	13	28	28	28	28	13	13	13	13	13	13	28	13						
Paul FREEMAN (13)	23	13	13	13	28	28	28	25	10	10	10	28	28	28	28	28	28								
Clive COCKS (28)	24	28	28	28	10	10	10	10	46	46	46	46	46												
James WILLIS (46)	25	46	46	46	46	46	46	46																	
-	26																								
-	27																								


Virgin Radio Classic Rock 'Equipe' GTS

Knockhill 1.280 Miles

Race 11 - Second Race

22/07/2007 09:50

Race (30:00 Time)



Competitors	Laps
	<u>26</u>
Tom SMITH (22)	1 <u>22</u>
Neil HOWE (42)	2 <u>42</u>
Richard LAWSON (77)	3 <u>77</u>
Bill KIRKPATRICK (19)	4 <u>19</u>
Ron WATT (15)	5
Colin ELSTROP (64)	6
John ANDON (6)	7
John WILKES (68)	8
Stephen BOND (85)	9
John HOPWOOD (79)	10
Barbara LAMBERT (32)	11
Nick LEES (91)	12
Bob ALLEN (27)	13
Andrew BURROUGHS (61)	14
Graham FORRESTER (66)	15
Helen ELSTROP (52)	16
Terry BRYANT (10)	17
Alistair BRUCE (53)	18
Brian ARCULUS (75)	19
Simon GURNEY (12)	20
Brian IRELAND (16)	21
Tim PRATCHETT (25)	22
Paul FREEMAN (13)	23
Clive COCKS (28)	24
James WILLIS (46)	25
-	26
-	27

Classic Speedfair

Sorted on Laps

Tin Top 100

Knockhill 1.280 Miles

Race 12

22/07/2007 10:25

Race (1:00:00 Time)

Pos	No.	Name	Make/Model	CC	Class C	Laps	Total Tm	Diff	Best Tm
1	8	Graham CHURCHILL / Peter BALDWIN	Mini Cooper S	1300	13	54	:00:46.823	-	1:05.014
2	34	Lance GAULD / Tony WOOD	Shelby 350 GT	5300		54	:01:36.412	+49.589	1:04.134
3	48	Richard F LAWSON / Douglas LAWSON	Lotus Cortina	1558	16	53	:00:57.145	1 Lap	1:06.322
4	4	Simon HOPE / Barry WOOD	Ford Shelby Mustang	5000	70	53	:01:11.714	+14.569	1:04.849
5	75	Ros SHAW / Tom SHEPHERD	Alfa Romeo	1600	16	53	:01:14.079	+16.934	1:05.262
6	20	Westley HARDING / Desmond SMALL	Ford Fairline	7000	70	52	:01:07.520	2 Laps	1:07.286
7	53	Martin BREWER / Gordon BRUCE	Alfa Romeo	1600	16	48	:01:52.098	6 Laps	1:11.822
8	37	Arthur SMITH-FITCHETT /	Sunbeam Rapier	1900	16	47	:01:19.993	7 Laps	1:15.888

Not classified (80% = 44 Laps)

DNF	46	James WILLIS	MG Midget Coupe	1200	2	21	53:16.568	-	1:06.210
DNF	83	Richard SHAW / Alan KELLY	BMW 1800Ti	1800	18	17	18:55.431	-	1:04.763
DNF	47	Richard LAWSON /	Lotus Cortina	1558	16	7	8:18.634	-	1:07.549
DNF	11	Norman GRIMSHAW / TBA	Wolseley Hornet	1300	13	3	3:36.260	-	1:08.321

Margin of Victory	Avg. Speed	Best Lap Tm	Best Spd	Best Lap by
+49.589	68.233	1:04.134	71.850	[34] Lance GAULD / Tony WOOD

Printed: 22/07/2007 11:46:26

1 Motorsports Automatic Race Timing (SMART)

Chief Timekeeper - Ian Sharp

Orbits 3

Clerk of the Course

www.amb-it.com

Sig.

Time

www.mylaps.com

Results can be downloaded at www.smart-timing.co.uk

Page 1/1

Classic Speedfair

Tin Top 100

Race 12

Race (1:00:00 Time)

Knockhill 1.280 Miles

22/07/2007 10:25

Lap	Lap Tm	Diff	Time of Day
(8) Graham CHURCHILL / Peter BALDWIN			
1	-:--		10:45:06.747
2	1:07.938	+2.924	10:46:14.685
3	1:07.436	+2.422	10:47:22.121
4	1:07.218	+2.204	10:48:29.339
5	1:06.602	+1.588	10:49:35.941
6	1:06.494	+1.480	10:50:42.435
7	1:06.792	+1.778	10:51:49.227
8	1:05.804	+0.790	10:52:55.031
9	1:06.288	+1.274	10:54:01.319
10	1:07.005	+1.991	10:55:08.324
11	1:05.836	+0.822	10:56:14.160
12	1:05.885	+0.871	10:57:20.045
13	1:06.962	+1.948	10:58:27.007
14	1:07.287	+2.273	10:59:34.294
15	1:05.502	+0.488	11:00:39.796
16	1:05.014	-	11:01:44.810
17	1:05.065	+0.051	11:02:49.875
18	1:05.765	+0.751	11:03:55.640
19	1:06.217	+1.203	11:05:01.857
20	1:07.581	+2.567	11:06:09.438
21	1:51.904	+46.890	11:08:01.342
22	1:06.594	+1.580	11:09:07.936
23	1:06.399	+1.385	11:10:14.335
24	1:06.365	+1.351	11:11:20.700
25	1:06.179	+1.165	11:12:26.879
26	1:06.307	+1.293	11:13:33.186
27	1:06.397	+1.383	11:14:39.583
28	1:06.514	+1.500	11:15:46.097
29	1:06.269	+1.255	11:16:52.366
30	1:06.013	+0.999	11:17:58.379
31	1:05.751	+0.737	11:19:04.130
32	1:07.904	+2.890	11:20:12.034
33	1:06.712	+1.698	11:21:18.746
34	1:07.419	+2.405	11:22:26.165
35	1:06.742	+1.728	11:23:32.907
36	1:05.479	+0.465	11:24:38.386
37	1:06.043	+1.029	11:25:44.429
38	1:05.821	+0.807	11:26:50.250
39	1:05.806	+0.792	11:27:56.056
40	1:05.956	+0.942	11:29:02.012
41	1:06.036	+1.022	11:30:08.048
42	1:05.891	+0.877	11:31:13.939
43	1:08.507	+3.493	11:32:22.446
44	1:05.735	+0.721	11:33:28.181
45	1:06.486	+1.472	11:34:34.667
46	1:07.714	+2.700	11:35:42.381
47	1:07.885	+2.871	11:36:50.266
48	1:06.174	+1.160	11:37:56.440
49	1:06.064	+1.050	11:39:02.504
50	1:06.445	+1.431	11:40:08.949
51	1:07.983	+2.969	11:41:16.932
52	1:07.387	+2.373	11:42:24.319
53	1:08.136	+3.122	11:43:32.455
54	1:07.357	+2.343	11:44:39.812
Best Tm: 1:05.014			
(34) Lance GAULD / Tony WOOD			
1	-:--		10:45:04.252
2	1:07.718	+3.584	10:46:11.970
3	1:11.387	+7.253	10:47:23.357
4	1:06.763	+2.629	10:48:30.120

Lap	Lap Tm	Diff	Time of Day
5	1:05.649	+1.515	10:49:35.769
6	1:05.468	+1.334	10:50:41.237
7	1:05.082	+0.948	10:51:46.319
8	1:05.028	+0.894	10:52:51.347
9	1:05.346	+1.212	10:53:56.693
10	1:05.019	+0.885	10:55:01.712
11	1:05.362	+1.228	10:56:07.074
12	1:04.742	+0.608	10:57:11.816
13	1:05.106	+0.972	10:58:16.922
14	1:04.590	+0.456	10:59:21.512
15	1:04.642	+0.508	11:00:26.154
16	1:05.073	+0.939	11:01:31.227
17	1:05.665	+1.531	11:02:36.892
18	1:05.003	+0.869	11:03:41.895
19	1:06.575	+2.441	11:04:48.470
20	1:05.881	+1.747	11:05:54.351
21	1:04.978	+0.844	11:06:59.329
22	1:05.633	+1.499	11:08:04.962
23	1:05.716	+1.582	11:09:10.678
24	1:05.301	+1.167	11:10:15.979
25	1:04.753	+0.619	11:11:20.732
26	1:04.134	-	11:12:24.866
27	1:05.183	+1.049	11:13:30.049
28	1:05.365	+1.231	11:14:35.414
29	1:05.157	+1.023	11:15:40.571
30	1:07.073	+2.939	11:16:47.644
31	2:12.741	+1:08.607	11:19:00.385
32	1:10.636	+6.502	11:20:11.021
33	1:11.876	+7.742	11:21:22.897
34	1:09.546	+5.412	11:22:32.443
35	1:08.955	+4.821	11:23:41.398
36	1:09.615	+5.481	11:24:51.013
37	1:10.001	+5.867	11:26:01.014
38	1:09.178	+5.044	11:27:10.192
39	1:09.320	+5.186	11:28:19.512
40	1:09.648	+5.514	11:29:29.160
41	1:08.581	+4.447	11:30:37.741
42	1:09.140	+5.006	11:31:46.881
43	1:08.787	+4.653	11:32:55.668
44	1:09.021	+4.887	11:34:04.689
45	1:09.374	+5.240	11:35:14.063
46	1:09.041	+4.907	11:36:23.104
47	1:08.326	+4.192	11:37:31.430
48	1:08.071	+3.937	11:38:39.501
49	1:07.812	+3.678	11:39:47.313
50	1:07.961	+3.827	11:40:55.274
51	1:08.607	+4.473	11:42:03.881
52	1:07.895	+3.761	11:43:11.776
53	1:07.891	+3.757	11:44:19.667
54	1:09.734	+5.600	11:45:29.401
Best Tm: 1:04.134			
(48) Richard F LAWSON / Douglas LAWSON			
1	-:--		10:45:11.536
2	1:11.363	+5.041	10:46:22.899
3	1:10.772	+4.450	10:47:33.671
4	1:10.521	+4.199	10:48:44.192
5	1:09.779	+3.457	10:49:53.971
6	1:08.711	+2.389	10:51:02.682
7	1:08.189	+1.867	10:52:10.871
8	1:09.724	+3.402	10:53:20.595
9	1:09.027	+2.705	10:54:29.622
10	1:09.434	+3.112	10:55:39.056
11	1:08.390	+2.068	10:56:47.446

Lap	Lap Tm	Diff	Time of Day
12	1:08.418	+2.096	10:57:55.864
13	1:07.468	+1.146	10:59:03.332
14	1:07.714	+1.392	11:00:11.046
15	1:07.817	+1.495	11:01:18.863
16	1:07.894	+1.572	11:02:26.757
17	1:07.736	+1.414	11:03:34.493
18	1:10.656	+4.334	11:04:45.149
19	1:09.158	+2.836	11:05:54.307
20	1:11.017	+4.695	11:07:05.324
21	1:46.199	+39.877	11:08:51.523
22	1:08.260	+1.938	11:09:59.783
23	1:08.251	+1.929	11:11:08.034
24	1:07.800	+1.478	11:12:15.834
25	1:08.076	+1.754	11:13:23.910
26	1:07.763	+1.441	11:14:31.673
27	1:07.599	+1.277	11:15:39.272
28	1:07.719	+1.397	11:16:46.991
29	1:07.596	+1.274	11:17:54.587
30	1:07.523	+1.201	11:19:02.110
31	1:08.558	+2.236	11:20:10.668
32	1:06.966	+0.644	11:21:17.634
33	1:08.062	+1.740	11:22:25.696
34	1:07.602	+1.280	11:23:33.298
35	1:07.285	+0.963	11:24:40.583
36	1:06.737	+0.415	11:25:47.320
37	1:06.965	+0.643	11:26:54.285
38	1:07.187	+0.865	11:28:01.472
39	1:08.468	+2.146	11:29:09.940
40	1:07.198	+0.876	11:30:17.138
41	1:07.351	+1.029	11:31:24.489
42	1:07.246	+0.924	11:32:31.735
43	1:07.367	+1.045	11:33:39.102
44	1:06.640	+0.318	11:34:45.742
45	1:06.322	-	11:35:52.064
46	1:07.283	+0.961	11:36:59.347
47	1:06.645	+0.323	11:38:05.992
48	1:07.866	+1.544	11:39:13.858
49	1:08.230	+1.908	11:40:22.088
50	1:06.324	+0.002	11:41:28.412
51	1:06.837	+0.515	11:42:35.249
52	1:07.414	+1.092	11:43:42.663
53	1:07.471	+1.149	11:44:50.134
Best Tm: 1:06.322			
(4) Simon HOPE / Barry WOOD			
1	-:--		10:45:09.050
2	1:07.718	+2.869	10:46:16.768
3	1:07.964	+3.115	10:47:24.732
4	1:07.253	+2.404	10:48:31.985
5	1:07.273	+2.424	10:49:39.258
6	1:07.056	+2.207	10:50:46.314
7	1:07.306	+2.457	10:51:53.620
8	1:07.628	+2.779	10:53:01.248
9	1:07.080	+2.231	10:54:08.328
10	1:07.337	+2.488	10:55:15.665
11	1:09.516	+4.667	10:56:25.181
12	1:07.986	+3.137	10:57:33.167
13	1:08.834	+3.985	10:58:42.001
14	1:06.562	+1.713	10:59:48.563
15	1:05.705	+0.856	11:00:54.268
16	1:08.068	+3.219	11:02:02.336
17	1:04.849	-	11:03:07.185
18	1:08.159	+3.310	11:04:15.344
19	1:06.005	+1.156	11:05:21.349

Printed: 22/07/2007 11:48:10

British Motorsports Automatic Race Timing (SMART)

Chief Timekeeper - Ian Sharp

Clerk of the Course

Sig. Time

Results can be downloaded at www.smart-timing.co.uk

Orbits 3

www.amb-it.com

www.mylaps.com

Classic Speedfair


Tin Top 100

Race 12

Race (1:00:00 Time)

Knockhill 1.280 Miles

22/07/2007 10:25



Lap	Lap Tm	Diff	Time of Day
20	1:06.347	+1.498	11:06:27.696
21	1:06.614	+1.765	11:07:34.310
22	1:05.575	+0.726	11:08:39.885
23	1:06.225	+1.376	11:09:46.110
24	1:06.049	+1.200	11:10:52.159
25	1:05.861	+1.012	11:11:58.020
26	1:05.649	+0.800	11:13:03.669
27	1:06.563	+1.714	11:14:10.232
28	1:53.423	+48.574	11:16:03.655
29	1:11.596	+6.747	11:17:15.251
30	1:10.516	+5.667	11:18:25.767
31	1:11.461	+6.612	11:19:37.228
32	1:09.909	+5.060	11:20:47.137
33	1:09.387	+4.538	11:21:56.524
34	1:11.449	+6.600	11:23:07.973
35	1:08.632	+3.783	11:24:16.605
36	1:09.830	+4.981	11:25:26.435
37	1:08.849	+4.000	11:26:35.284
38	1:08.980	+4.131	11:27:44.264
39	1:09.390	+4.541	11:28:53.654
40	1:08.900	+4.051	11:30:02.554
41	1:09.418	+4.569	11:31:11.972
42	1:10.842	+5.993	11:32:22.814
43	1:09.460	+4.611	11:33:32.274
44	1:09.201	+4.352	11:34:41.475
45	1:09.947	+5.098	11:35:51.422
46	1:10.696	+5.847	11:37:02.118
47	1:09.074	+4.225	11:38:11.192
48	1:09.821	+4.972	11:39:21.013
49	1:09.566	+4.717	11:40:30.579
50	1:08.649	+3.800	11:41:39.228
51	1:08.591	+3.742	11:42:47.819
52	1:08.353	+3.504	11:43:56.172
53	1:08.531	+3.682	11:45:04.703

Best Tm: 1:04.849

Lap	Lap Tm	Diff	Time of Day
28	1:06.642	+1.380	11:15:14.045
29	1:05.799	+0.537	11:16:19.844
30	1:07.303	+2.041	11:17:27.147
31	1:48.686	+43.424	11:19:15.833
32	1:22.874	+17.612	11:20:38.707
33	1:11.267	+6.005	11:21:49.974
34	1:10.101	+4.839	11:23:00.075
35	1:09.580	+4.318	11:24:09.655
36	1:10.392	+5.130	11:25:20.047
37	1:09.417	+4.155	11:26:29.464
38	1:08.905	+3.643	11:27:38.369
39	1:09.889	+4.627	11:28:48.258
40	1:09.494	+4.232	11:29:57.752
41	1:09.014	+3.752	11:31:06.766
42	1:09.144	+3.932	11:32:15.960
43	1:09.277	+4.015	11:33:25.237
44	1:08.865	+3.603	11:34:34.102
45	1:08.944	+3.682	11:35:43.046
46	1:10.785	+5.523	11:36:53.831
47	1:09.950	+4.688	11:38:03.781
48	1:21.855	+16.593	11:39:25.636
49	1:08.947	+3.685	11:40:34.583
50	1:08.522	+3.260	11:41:43.105
51	1:08.405	+3.143	11:42:51.510
52	1:07.685	+2.423	11:43:59.195
53	1:07.873	+2.611	11:45:07.068

Best Tm: 1:05.262

Lap	Lap Tm	Diff	Time of Day
36	1:10.268	+2.982	11:26:22.625
37	1:10.565	+3.279	11:27:33.190
38	1:10.344	+3.058	11:28:43.534
39	1:10.141	+2.855	11:29:53.675
40	1:09.325	+2.039	11:31:03.000
41	1:09.434	+2.148	11:32:12.434
42	1:10.554	+3.268	11:33:22.988
43	1:09.462	+2.176	11:34:32.450
44	1:09.148	+1.862	11:35:41.598
45	1:12.010	+4.724	11:36:53.608
46	1:09.780	+2.494	11:38:03.388
47	1:09.453	+2.167	11:39:12.841
48	1:09.626	+2.340	11:40:22.467
49	1:08.804	+1.518	11:41:31.271
50	1:09.304	+2.018	11:42:40.575
51	1:09.804	+2.518	11:43:50.379
52	1:10.130	+2.844	11:45:00.509

Best Tm: 1:07.286

(53) Martin BREWER / Gordon BRUCE

1	-	-	10:45:15.807
2	1:13.914	+2.092	10:46:29.721
3	1:12.756	+0.934	10:47:42.477
4	2:48.323	+1:36.501	10:50:30.800
5	1:20.031	+8.209	10:51:50.831
6	1:14.986	+3.164	10:53:05.817
7	1:14.246	+2.424	10:54:20.063
8	1:14.335	+2.513	10:55:34.398
9	1:13.989	+2.167	10:56:48.387
10	1:14.138	+2.316	10:58:02.525
11	1:13.555	+1.733	10:59:16.080
12	1:13.699	+1.877	11:00:29.779
13	1:14.182	+2.360	11:01:43.961
14	1:14.577	+2.755	11:02:58.538
15	1:15.083	+3.261	11:04:13.621
16	1:16.430	+4.608	11:05:30.051
17	1:14.773	+2.951	11:06:44.824
18	1:15.313	+3.491	11:08:00.137
19	1:14.583	+2.761	11:09:14.720
20	1:14.362	+2.540	11:10:29.082
21	1:17.268	+5.446	11:11:46.350
22	2:17.983	+1:06.161	11:14:04.333
23	1:17.121	+5.299	11:15:21.454
24	1:14.608	+2.786	11:16:36.062
25	1:14.232	+2.410	11:17:50.294
26	1:14.784	+2.962	11:19:05.078
27	1:13.263	+1.441	11:20:18.341
28	1:13.238	+1.416	11:21:31.579
29	1:13.710	+1.888	11:22:45.289
30	1:13.132	+1.310	11:23:58.421
31	1:12.959	+1.137	11:25:11.380
32	1:14.394	+2.572	11:26:25.774
33	1:12.688	+0.866	11:27:38.462
34	1:12.698	+0.876	11:28:51.160
35	1:12.385	+0.563	11:30:03.545
36	1:12.689	+0.867	11:31:16.234
37	1:12.328	+0.506	11:32:28.562
38	1:13.034	+1.212	11:33:41.596
39	1:12.406	+0.584	11:34:54.002
40	1:12.186	+0.364	11:36:06.188
41	1:11.943	+0.121	11:37:18.131
42	1:11.997	+0.175	11:38:30.128
43	1:12.102	+0.280	11:39:42.230
44	1:11.873	+0.051	11:40:54.103

(20) Westley HARDING / Desmond SMALL

1	-	-	10:45:11.985
2	1:10.696	+3.410	10:46:22.681
3	1:11.154	+3.868	10:47:33.835
4	1:09.324	+2.038	10:48:43.159
5	1:08.821	+1.535	10:49:51.980
6	1:08.304	+1.018	10:51:00.284
7	1:07.729	+0.443	10:52:08.013
8	1:07.707	+0.421	10:53:15.720
9	1:07.758	+0.472	10:54:23.478
10	1:09.052	+1.766	10:55:32.530
11	1:08.288	+1.002	10:56:40.818
12	1:07.533	+0.247	10:57:48.351
13	1:07.501	+0.215	10:58:55.852
14	1:07.561	+0.275	11:00:03.413
15	1:07.673	+0.387	11:01:11.086
16	1:07.941	+0.655	11:02:19.027
17	1:07.286	-	11:03:26.313
18	1:08.992	+1.706	11:04:35.305
19	1:08.283	+0.997	11:05:43.588
20	1:07.701	+0.415	11:06:51.289
21	1:07.991	+0.705	11:07:59.280
22	1:08.870	+1.584	11:09:08.150
23	1:09.590	+2.304	11:10:17.740
24	1:07.970	+0.684	11:11:25.710
25	1:08.853	+1.567	11:12:34.563
26	1:08.254	+0.968	11:13:42.817
27	1:07.743	+0.457	11:14:50.560
28	1:08.080	+0.794	11:15:58.640
29	1:08.606	+1.320	11:17:07.246
30	2:14.961	+1:07.675	11:19:22.207
31	1:12.841	+5.555	11:20:35.048
32	1:09.491	+2.205	11:21:44.539
33	1:08.835	+1.549	11:22:53.374
34	1:09.402	+2.116	11:24:02.776
35	1:09.581	+2.295	11:25:12.357

(75) Ros SHAW / Tom SHEPHERD

1	-	-	10:45:09.650
2	1:09.239	+3.977	10:46:18.889
3	1:07.780	+2.518	10:47:26.669
4	1:07.179	+1.917	10:48:33.848
5	1:07.724	+2.462	10:49:41.572
6	1:07.501	+2.239	10:50:49.073
7	1:07.050	+1.788	10:51:56.123
8	1:06.778	+1.516	10:53:02.901
9	1:06.423	+1.161	10:54:09.324
10	1:07.039	+1.777	10:55:16.363
11	1:09.067	+3.805	10:56:25.430
12	1:08.752	+3.490	10:57:34.182
13	1:07.083	+1.821	10:58:41.265
14	1:05.480	+0.218	10:59:46.745
15	1:05.262	-	11:00:52.007
16	1:07.883	+2.621	11:01:59.890
17	1:06.089	+0.827	11:03:05.979
18	1:06.670	+1.408	11:04:12.649
19	1:07.378	+2.116	11:05:20.027
20	1:06.042	+0.780	11:06:26.069
21	1:06.154	+0.892	11:07:32.223
22	1:05.683	+0.421	11:08:37.906
23	1:06.330	+1.068	11:09:44.236
24	1:05.628	+0.366	11:10:49.864
25	1:05.662	+0.400	11:11:55.526
26	1:05.737	+0.475	11:13:01.263
27	1:06.140	+0.878	11:14:07.403

Printed: 22/07/2007 11:48:10

British Motorsports Automatic Race Timing (SMART)

Chief Timekeeper - Ian Sharp

Clerk of the Course

Sig. Time

Results can be downloaded at www.smart-timing.co.uk

Orbits 3

www.amb-it.com

www.mylaps.com

Classic Speedfair

Tin Top 100

Knockhill 1.280 Miles

Race 12

22/07/2007 10:25

Race (1:00:00 Time)

Lap	Lap Tm	Diff	Time of Day
45	1:14.078	+2.256	11:42:08.181
46	1:11.822	-	11:43:20.003
47	1:12.206	+0.384	11:44:32.209
48	1:12.878	+1.056	11:45:45.087
Best Tm: 1:11.822			

(37) Arthur SMITH-FITCHETT /

1	-:--		10:45:19.785
2	1:18.367	+2.479	10:46:38.152
3	1:17.992	+2.104	10:47:56.144
4	1:19.179	+3.291	10:49:15.323
5	1:18.508	+2.620	10:50:33.831
6	1:17.771	+1.883	10:51:51.602
7	1:18.798	+2.910	10:53:10.400
8	1:16.625	+0.737	10:54:27.025
9	1:17.949	+2.061	10:55:44.974
10	1:16.470	+0.582	10:57:01.444
11	1:16.668	+0.780	10:58:18.112
12	1:16.434	+0.546	10:59:34.546
13	1:16.379	+0.491	11:00:50.925
14	1:18.032	+2.144	11:02:08.957
15	1:17.604	+1.716	11:03:26.561
16	1:17.186	+1.298	11:04:43.747
17	1:18.085	+2.197	11:06:01.832
18	1:16.875	+0.987	11:07:18.707
19	1:16.611	+0.723	11:08:35.318
20	1:17.694	+1.806	11:09:53.012
21	1:16.833	+0.945	11:11:09.845
22	1:16.476	+0.588	11:12:26.321
23	1:18.592	+2.704	11:13:44.913
24	1:17.192	+1.304	11:15:02.105
25	1:16.574	+0.686	11:16:18.679
26	2:04.835	+48.947	11:18:23.514
27	1:19.170	+3.282	11:19:42.684
28	1:16.138	+0.250	11:20:58.822
29	1:16.525	+0.637	11:22:15.347
30	1:16.415	+0.527	11:23:31.762
31	1:16.818	+0.930	11:24:48.580
32	1:16.459	+0.571	11:26:05.039
33	1:16.220	+0.332	11:27:21.259
34	1:16.386	+0.498	11:28:37.645
35	1:15.943	+0.055	11:29:53.588
36	1:15.888	-	11:31:09.476
37	1:16.169	+0.281	11:32:25.645
38	1:16.123	+0.235	11:33:41.768
39	1:16.650	+0.762	11:34:58.418
40	1:17.060	+1.172	11:36:15.478
41	1:16.588	+0.700	11:37:32.066
42	1:17.508	+1.620	11:38:49.574
43	1:16.145	+0.257	11:40:05.719
44	1:16.589	+0.701	11:41:22.308
45	1:15.889	+0.001	11:42:38.197
46	1:17.715	+1.827	11:43:55.912
47	1:17.070	+1.182	11:45:12.982
Best Tm: 1:15.888			

(46) James WILLIS

1	-:--		11:14:40.045
2	1:07.687	+1.477	11:15:47.732
3	1:07.450	+1.240	11:16:55.182
4	1:07.337	+1.127	11:18:02.519
5	1:07.786	+1.576	11:19:10.305

Lap	Lap Tm	Diff	Time of Day
6	1:07.096	+0.886	11:20:17.401
7	1:07.083	+0.873	11:21:24.484
8	1:09.041	+2.831	11:22:33.525
9	1:08.850	+2.640	11:23:42.375
10	1:08.414	+2.204	11:24:50.789
11	1:07.310	+1.100	11:25:58.099
12	1:06.833	+0.623	11:27:04.932
13	1:06.471	+0.261	11:28:11.403
14	1:06.808	+0.598	11:29:18.211
15	1:06.799	+0.589	11:30:25.010
16	1:06.210	-	11:31:31.220
17	1:07.468	+1.258	11:32:38.688
18	1:07.027	+0.817	11:33:45.715
19	1:07.039	+0.829	11:34:52.754
20	1:06.539	+0.329	11:35:59.293
21	1:10.264	+4.054	11:37:09.557
Best Tm: 1:06.210			

(83) Richard SHAW / Alan KELLY

1	-:--		10:45:05.939
2	1:07.253	+2.490	10:46:13.192
3	1:07.653	+2.890	10:47:20.845
4	1:06.600	+1.837	10:48:27.445
5	1:06.426	+1.663	10:49:33.871
6	1:06.177	+1.414	10:50:40.048
7	1:06.201	+1.438	10:51:46.249
8	1:06.486	+1.723	10:52:52.735
9	1:05.599	+0.836	10:53:58.334
10	1:11.427	+6.664	10:55:09.761
11	1:05.498	+0.735	10:56:15.259
12	1:05.219	+0.456	10:57:20.478
13	1:06.878	+2.115	10:58:27.356
14	1:06.081	+1.318	10:59:33.437
15	1:05.279	+0.516	11:00:38.716
16	1:04.763	-	11:01:43.479
17	1:04.941	+0.178	11:02:48.420
Best Tm: 1:04.763			

(47) Richard LAWSON /

1	-:--		10:45:12.654
2	1:10.407	+2.858	10:46:23.061
3	1:12.246	+4.697	10:47:35.307
4	1:10.041	+2.492	10:48:45.348
5	1:10.572	+3.023	10:49:55.920
6	1:08.154	+0.605	10:51:04.074
7	1:07.549	-	10:52:11.623
Best Tm: 1:07.549			

(11) Norman GRIMSHAW / TBA

1	-:--		10:45:07.439
2	1:08.321	-	10:46:15.760
3	1:13.489	+5.168	10:47:29.249
Best Tm: 1:08.321			

Classic Speedfair

Lapchart


Tin Top 100

Knockhill 1.280 Miles

Race 12

22/07/2007 10:25

Race (1:00:00 Time)



Competitors	Laps																									
		1	2	3	4	5	6	7	8	9	10	11	12	13	14	15	16	17	18	19	20	21	22	23	24	25
Lance GAULD / Tony WOOD (34)	1	34	34	83	83	83	83	83	34	34	34	34	34	34	34	34	34	34	34	34	34	34	34	34	34	34
Richard SHAW / Alan KELLY (83)	2	83	83	8	8	34	34	34	83	83	8	8	8	8	83	83	83	83	8	8	8	75	75	75	75	75
Graham CHURCHILL / Peter BALDW	3	8	8	34	34	8	8	8	8	8	83	83	83	83	8	8	8	8	75	75	75	4	4	4	4	4
Norman GRIMSHAW / TBA (11)	4	11	11	4	4	4	4	4	4	4	4	4	4	75	75	75	75	75	4	4	4	20	8	8	8	8
Simon HOPE / Barry WOOD (4)	5	4	4	75	75	75	75	75	75	75	75	75	75	4	4	4	4	4	20	20	20	8	20	20	20	20
Ros SHAW / Tom SHEPHERD (75)	6	75	75	11	20	20	20	20	20	20	20	20	20	20	20	20	20	20	48	48	48	48	48	48	48	48
Richard F LAWSON / Douglas LAWS	7	48	20	48	48	48	48	48	48	48	48	48	48	48	48	48	48	48	37	37	37	37	37	37	37	37
Westley HARDING / Desmond SMAL	8	20	48	20	47	47	47	47	37	37	37	37	37	37	37	37	37	37	53	53	53	53	53	53	53	53
Richard LAWSON / (47)	9	47	47	47	37	37	37	37	53	53	53	53	53	53	53	53	53	53	46	46	46	46				
Martin BREWER / Gordon BRUCE (5	10	53	53	53	53	53	53	53	46	46	46	46	46	46	46	46	46	46								
Arthur SMITH-FITCHETT / (37)	11	37	37	37	46	46	46	46																		
James WILLIS (46)	12	46	46	46																						

Classic Speedfair

Lapchart


Tin Top 100

Knockhill 1.280 Miles


Race 12

22/07/2007 10:25

Race (1:00:00 Time)



Competitors		Laps																												
		26	27	28	29	30	31	32	33	34	35	36	37	38	39	40	41	42	43	44	45	46	47	48	49	50				
Lance GAULD / Tony WOOD (34)	1	34	34	34	34	34	34	34	8	8	8	8	8	8	8	8	8	8	8	8	8	8	8	8	8	8	8	8		
Richard SHAW / Alan KELLY (83)	2	75	75	75	75	75	8	8	34	34	34	34	34	34	34	34	34	34	34	34	34	34	34	34	34	34	34			
Graham CHURCHILL / Peter BALDWIN	3	4	4	8	8	8	75	75	75	75	75	75	75	75	75	75	75	75	75	75	75	75	75	48	48	48				
Norman GRIMSHAW / TBA (11)	4	8	8	20	20	4	4	4	4	4	4	4	4	4	4	4	4	4	4	4	4	48	48	4	4	4				
Simon HOPE / Barry WOOD (4)	5	20	20	4	4	48	48	48	48	48	48	48	48	48	48	48	48	48	48	48	48	4	4	75	75	75				
Ros SHAW / Tom SHEPHERD (75)	6	48	48	48	48	20	20	20	20	20	20	20	20	20	20	20	20	20	20	20	20	20	20	20	20	20				
Richard F LAWSON / Douglas LAWS	7	37	37	37	37	37	37	37	37	37	37	37	37	37	53	53	53	53	53	53	53	53	53	53	53	53				
Westley HARDING / Desmond SMAL	8	53	53	53	53	53	53	53	53	53	53	53	37	37	37	37	37	37	37	37	37	37	37	37	37	37				
Richard LAWSON / (47)	9																													
Martin BREWER / Gordon BRUCE (5)	10																													
Arthur SMITH-FITCHETT / (37)	11																													
James WILLIS (46)	12																													

Tin Top 100**Knockhill 1.280 Miles****Race 12****22/07/2007 10:25****Race (1:00:00 Time)**

Competitors	Laps			
	51	52	53	54
Lance GAULD / Tony WOOD (34)	1	8	8	8
Richard SHAW / Alan KELLY (83)	2	34	34	34
Graham CHURCHILL / Peter BALDWIN	3	48	48	48
Norman GRIMSHAW / TBA (11)	4	4	4	4
Simon HOPE / Barry WOOD (4)	5	75	75	75
Ros SHAW / Tom SHEPHERD (75)	6	20	20	
Richard F LAWSON / Douglas LAWS	7			
Westley HARDING / Desmond SMAL	8			
Richard LAWSON / (47)	9			
Martin BREWER / Gordon BRUCE (5)	10			
Arthur SMITH-FITCHETT / (37)	11			
James WILLIS (46)	12			

Classic Speedfair

Sorted on Laps

Power Torque Morgan Championship

Knockhill 1.280 Miles

Race 12a - Second Race

22/07/2007 11:30

Race (22 Laps)

Pos	No.	Name	Make/Model	CC	Class C	Laps	Total Tm	Diff	Avg. Speed	Best Tm In Lap	
1	29	Keith AHLERS	Morgan	4599	A	22	21:04.686	-	80.159	56.552	10
2	54	Peter HORSMAN	Morgan	3999	B	22	21:57.886	+53.200	76.923	59.031	7
3	37	Tony LEES	Morgan	3999	B	22	21:58.075	+53.389	76.912	58.930	8
4	1	Russell PATERSON	Morgan Roadster	2967	B	22	22:00.536	+55.850	76.769	59.091	21
5	68	Aly HUNTER	Morgan	3600	Invt.	21	21:44.328	1 Lap	74.190	1:00.297	5
6	86	Richard PLANT	Morgan	3900	B	21	21:44.377	+0.049	74.187	1:00.786	14
7	49	Phillip GODDARD	Morgan	2967	C6	21	21:56.722	+12.394	73.492	1:01.528	11
8	50	Paul BURRY	Morgan	2967	C6	21	22:01.538	+17.210	73.224	1:01.791	21
9	30	Tony RIVERS	Morgan	2789	C6	21	22:03.068	+18.740	73.139	1:00.919	21
10	6	Simon OREBIGANN	Morgan Lightweight	2967	C6	20	21:11.243	2 Laps	72.496	1:01.252	19
11	66	Andrew THOMPSON	Morgan	2967	C6	20	21:17.744	+6.501	72.127	1:01.460	19
12	14	Tim CLARK	Morgan	4500	C8	19	21:10.490	3 Laps	68.912	1:05.232	14
13	75	Andrew POTTER	Morgan Lightwieght	2967	C6	19	21:12.489	+1.999	68.804	1:03.434	17
14	78	Roger WHITESIDE	Morgan Roadster	2967	C6	19	21:12.496	+2.006	68.803	1:04.199	18
15	11	David JAMES	Morgan	2138	D	19	22:12.957	1:02.467	65.683	1:08.700	3

Announcements

New Track Record (56.552) for Morgan Challenge (A) by Keith AHLERS.

New Track Record (58.930) for Morgan Challenge (B) by Tony LEES.

Margin of Victory	Avg. Speed	Best Lap Tm	Best Spd	Best Lap by
+53.200	80.159	56.552	81.483	[29] Keith AHLERS

Printed: 22/07/2007 12:23:07

1 Motorsports Automatic Race Timing (SMART)

Chief Timekeeper - Ian Sharp

Orbits 3

Clerk of the Course

www.amb-it.com

Sig.

Time

www.mylaps.com

Results can be downloaded at www.smart-timing.co.uk

Page 1/1

Classic Speedfair

Power Torque Morgan Championship

Knockhill 1.280 Miles

Race 12a - Second Race

22/07/2007 11:30

Race (22 Laps)

Lap	Lap Tm	Diff	Time of Day
(29) Keith AHLERS			
1	-:--		12:01:40.283
2	58.661	+2.109	12:02:38.944
3	58.042	+1.490	12:03:36.986
4	56.871	+0.319	12:04:33.857
5	57.065	+0.513	12:05:30.922
6	57.192	+0.640	12:06:28.114
7	56.847	+0.295	12:07:24.961
8	56.607	+0.055	12:08:21.568
9	56.620	+0.068	12:09:18.188
10	56.552	-	12:10:14.740
11	57.229	+0.677	12:11:11.969
12	57.544	+0.992	12:12:09.513
13	56.906	+0.354	12:13:06.419
14	57.415	+0.863	12:14:03.834
15	57.805	+1.253	12:15:01.639
16	57.131	+0.579	12:15:58.770
17	57.116	+0.564	12:16:55.886
18	56.756	+0.204	12:17:52.642
19	57.003	+0.451	12:18:49.645
20	56.864	+0.312	12:19:46.509
21	56.582	+0.030	12:20:43.091
22	57.424	+0.872	12:21:40.515
Best Tm: 56.552			

Lap	Lap Tm	Diff	Time of Day
(54) Peter HORSMAN			
1	-:--		12:01:39.010
2	59.651	+0.620	12:02:38.661
3	59.171	+0.140	12:03:37.832
4	59.103	+0.072	12:04:36.935
5	59.386	+0.355	12:05:36.321
6	59.201	+0.170	12:06:35.522
7	59.031	-	12:07:34.553
8	59.588	+0.557	12:08:34.141
9	1:01.443	+2.412	12:09:35.584
10	1:00.772	+1.741	12:10:36.356
11	59.658	+0.627	12:11:36.014
12	59.523	+0.492	12:12:35.537
13	59.500	+0.469	12:13:35.037
14	1:00.192	+1.161	12:14:35.229
15	59.378	+0.347	12:15:34.607
16	59.515	+0.484	12:16:34.122
17	1:00.227	+1.196	12:17:34.349
18	1:00.325	+1.294	12:18:34.674
19	59.555	+0.524	12:19:34.229
20	59.114	+0.083	12:20:33.343
21	1:00.154	+1.123	12:21:33.497
22	1:00.218	+1.187	12:22:33.715
Best Tm: 59.031			

Lap	Lap Tm	Diff	Time of Day
(37) Tony LEES			
1	-:--		12:01:40.908
2	59.746	+0.816	12:02:40.654
3	59.234	+0.304	12:03:39.888
4	59.465	+0.535	12:04:39.353
5	59.329	+0.399	12:05:38.682
6	59.708	+0.778	12:06:38.390
7	1:00.304	+1.374	12:07:38.694
8	58.930	-	12:08:37.624
9	1:00.086	+1.156	12:09:37.710

Lap	Lap Tm	Diff	Time of Day
10	59.529	+0.599	12:10:37.239
11	59.508	+0.578	12:11:36.747
12	59.489	+0.559	12:12:36.236
13	59.711	+0.781	12:13:35.947
14	1:00.362	+1.432	12:14:36.309
15	59.244	+0.314	12:15:35.553
16	59.485	+0.555	12:16:35.038
17	59.859	+0.929	12:17:34.897
18	1:00.395	+1.465	12:18:35.292
19	59.444	+0.514	12:19:34.736
20	1:00.088	+1.158	12:20:34.824
21	59.678	+0.748	12:21:34.502
22	59.402	+0.472	12:22:33.904
Best Tm: 58.930			

Lap	Lap Tm	Diff	Time of Day
(1) Russell PATERSON			
1	-:--		12:01:39.954
2	59.727	+0.636	12:02:39.681
3	59.477	+0.386	12:03:39.158
4	59.766	+0.675	12:04:38.924
5	59.280	+0.189	12:05:38.204
6	59.556	+0.465	12:06:37.760
7	59.482	+0.391	12:07:37.242
8	59.299	+0.208	12:08:36.541
9	1:00.570	+1.479	12:09:37.111
10	59.595	+0.504	12:10:36.706
11	59.730	+0.639	12:11:36.436
12	59.307	+0.216	12:12:35.743
13	59.720	+0.629	12:13:35.463
14	1:00.345	+1.254	12:14:35.808
15	59.257	+0.166	12:15:35.065
16	1:00.375	+1.284	12:16:35.440
17	59.660	+0.569	12:17:35.100
18	1:01.186	+2.095	12:18:36.286
19	1:00.184	+1.093	12:19:36.470
20	1:01.477	+2.386	12:20:37.947
21	59.091	-	12:21:37.038
22	59.327	+0.236	12:22:36.365
Best Tm: 59.091			

Lap	Lap Tm	Diff	Time of Day
(68) Aly HUNTER			
1	-:--		12:01:46.251
2	1:02.022	+1.725	12:02:48.273
3	1:00.657	+0.360	12:03:48.930
4	1:00.977	+0.680	12:04:49.907
5	1:00.297	-	12:05:50.204
6	1:01.079	+0.782	12:06:51.283
7	1:00.535	+0.238	12:07:51.818
8	1:01.636	+1.339	12:08:53.454
9	1:01.429	+1.132	12:09:54.883
10	1:00.719	+0.422	12:10:55.602
11	1:01.047	+0.750	12:11:56.649
12	1:03.739	+3.442	12:13:00.388
13	1:00.316	+0.019	12:14:00.704
14	1:02.202	+1.905	12:15:02.906
15	1:01.353	+1.056	12:16:04.259
16	1:04.669	+4.372	12:17:08.928
17	1:03.634	+3.337	12:18:12.562
18	1:03.293	+2.996	12:19:15.855
19	1:01.742	+1.445	12:20:17.597
20	1:01.263	+0.966	12:21:18.860
21	1:01.297	+1.000	12:22:20.157

Lap	Lap Tm	Diff	Time of Day
(86) Richard PLANT			
Best Tm: 1:00.297			
1	-:--		12:01:42.311
2	1:01.569	+0.783	12:02:43.880
3	1:02.823	+2.037	12:03:46.703
4	1:01.221	+0.435	12:04:47.924
5	1:01.736	+0.950	12:05:49.660
6	1:01.736	+0.950	12:06:51.396
7	1:02.198	+1.412	12:07:53.594
8	1:02.040	+1.254	12:08:55.634
9	1:01.979	+1.193	12:09:57.613
10	1:01.630	+0.844	12:10:59.243
11	1:02.164	+1.378	12:12:01.407
12	1:01.477	+0.691	12:13:02.884
13	1:03.737	+2.951	12:14:06.621
14	1:00.786	-	12:15:07.407
15	1:01.262	+0.476	12:16:08.669
16	1:02.204	+1.418	12:17:10.873
17	1:02.179	+1.393	12:18:13.052
18	1:02.854	+2.068	12:19:15.906
19	1:01.543	+0.757	12:20:17.449
20	1:01.288	+0.502	12:21:18.737
21	1:01.469	+0.683	12:22:20.206
Best Tm: 1:00.786			

Lap	Lap Tm	Diff	Time of Day
(49) Phillip GODDARD			
1	-:--		12:01:44.604
2	1:02.719	+1.191	12:02:47.323
3	1:02.382	+0.854	12:03:49.705
4	1:02.023	+0.495	12:04:51.728
5	1:02.787	+1.259	12:05:54.515
6	1:02.579	+1.051	12:06:57.094
7	1:02.361	+0.833	12:07:59.455
8	1:02.512	+0.984	12:09:01.967
9	1:02.277	+0.749	12:10:04.244
10	1:01.836	+0.308	12:11:06.080
11	1:01.528	-	12:12:07.608
12	1:01.603	+0.075	12:13:09.211
13	1:01.548	+0.020	12:14:10.759
14	1:03.836	+2.308	12:15:14.595
15	1:03.034	+1.506	12:16:17.629
16	1:02.026	+0.498	12:17:19.655
17	1:05.170	+3.642	12:18:24.825
18	1:02.088	+0.560	12:19:26.913
19	1:01.782	+0.254	12:20:28.695
20	1:01.692	+0.164	12:21:30.387
21	1:02.164	+0.636	12:22:32.551
Best Tm: 1:01.528			

Lap	Lap Tm	Diff	Time of Day
(50) Paul BURRY			
1	-:--		12:01:45.215
2	1:03.244	+1.453	12:02:48.459
3	1:02.301	+0.510	12:03:50.760
4	1:01.863	+0.072	12:04:52.623
5	1:02.372	+0.581	12:05:54.995
6	1:02.837	+1.046	12:06:57.832
7	1:02.160	+0.369	12:07:59.992
8	1:02.205	+0.414	12:09:02.197
9	1:02.782	+0.991	12:10:04.979

Printed: 22/07/2007 12:24:21

British Motorsports Automatic Race Timing (SMART)

Chief Timekeeper - Ian Sharp

Clerk of the Course

Sig. Time

Results can be downloaded at www.smart-timing.co.uk

Orbits 3

www.amb-it.com

www.mylaps.com

Page 1/2

Classic Speedfair

Power Torque Morgan Championship

Knockhill 1.280 Miles

Race 12a - Second Race

22/07/2007 11:30

Race (22 Laps)

Lap	Lap Tm	Diff	Time of Day
10	1:03.075	+1.284	12:11:08.054
11	1:01.904	+0.113	12:12:09.958
12	1:02.394	+0.603	12:13:12.352
13	1:02.177	+0.386	12:14:14.529
14	1:04.217	+2.426	12:15:18.746
15	1:02.633	+0.842	12:16:21.379
16	1:03.163	+1.372	12:17:24.542
17	1:02.210	+0.419	12:18:26.752
18	1:03.507	+1.716	12:19:30.259
19	1:01.889	+0.098	12:20:32.148
20	1:03.428	+1.637	12:21:35.576
21	1:01.791	-	12:22:37.367
Best Tm: 1:01.791			

(30) Tony RIVERS

Lap	Lap Tm	Diff	Time of Day
1	-:--	-	12:01:43.386
2	1:01.842	+0.923	12:02:45.228
3	1:03.201	+2.282	12:03:48.429
4	1:01.869	+0.950	12:04:50.298
5	1:02.311	+1.392	12:05:52.609
6	1:02.136	+1.217	12:06:54.745
7	1:02.191	+1.272	12:07:56.936
8	1:01.646	+0.727	12:08:58.582
9	1:02.547	+1.628	12:10:01.129
10	1:02.307	+1.388	12:11:03.436
11	1:02.612	+1.693	12:12:06.048
12	1:02.095	+1.176	12:13:08.143
13	1:01.939	+1.020	12:14:10.082
14	1:10.704	+9.785	12:15:20.786
15	1:03.486	+2.567	12:16:24.272
16	1:01.874	+0.955	12:17:26.146
17	1:04.511	+3.592	12:18:30.657
18	1:01.422	+0.503	12:19:32.079
19	1:01.032	+0.113	12:20:33.111
20	1:04.867	+3.948	12:21:37.978
21	1:00.919	-	12:22:38.897
Best Tm: 1:00.919			

(6) Simon OREBIGANN

Lap	Lap Tm	Diff	Time of Day
1	-:--	-	12:01:46.576
2	1:04.185	+2.933	12:02:50.761
3	1:03.284	+2.032	12:03:54.045
4	1:03.699	+2.447	12:04:57.744
5	1:04.615	+3.363	12:06:02.359
6	1:03.210	+1.958	12:07:05.569
7	1:02.957	+1.705	12:08:08.526
8	1:02.243	+0.991	12:09:10.769
9	1:03.661	+2.409	12:10:14.430
10	1:03.425	+2.173	12:11:17.855
11	1:02.640	+1.388	12:12:20.495
12	1:02.313	+1.061	12:13:22.808
13	1:02.200	+0.948	12:14:25.008
14	1:03.003	+1.751	12:15:28.011
15	1:02.677	+1.425	12:16:30.688
16	1:02.961	+1.709	12:17:33.649
17	1:05.668	+4.416	12:18:39.317
18	1:02.487	+1.235	12:19:41.804
19	1:01.252	-	12:20:43.056
20	1:04.016	+2.764	12:21:47.072
Best Tm: 1:01.252			

Lap	Lap Tm	Diff	Time of Day
(66) Andrew THOMPSON			
1	-:--	-	12:01:47.583
2	1:03.715	+2.255	12:02:51.298
3	1:03.355	+1.895	12:03:54.653
4	1:04.127	+2.667	12:04:58.780
5	1:03.730	+2.270	12:06:02.510
6	1:03.516	+2.056	12:07:06.026
7	1:03.328	+1.868	12:08:09.354
8	1:01.544	+0.084	12:09:10.898
9	1:03.649	+2.189	12:10:14.547
10	1:05.931	+4.471	12:11:20.478
11	1:03.978	+2.518	12:12:24.456
12	1:04.688	+3.228	12:13:29.144
13	1:05.500	+4.040	12:14:34.644
14	1:06.144	+4.684	12:15:40.788
15	1:02.415	+0.955	12:16:43.203
16	1:01.974	+0.514	12:17:45.177
17	1:02.494	+1.034	12:18:47.671
18	1:02.420	+0.960	12:19:50.091
19	1:01.460	-	12:20:51.551
20	1:02.022	+0.562	12:21:53.573
Best Tm: 1:01.460			

(14) Tim CLARK

Lap	Lap Tm	Diff	Time of Day
1	-:--	-	12:01:51.307
2	1:08.459	+3.227	12:02:59.766
3	1:07.100	+1.868	12:04:06.866
4	1:06.899	+1.667	12:05:13.765
5	1:06.423	+1.191	12:06:20.188
6	1:06.866	+1.634	12:07:27.054
7	1:05.326	+0.094	12:08:32.380
8	1:06.477	+1.245	12:09:38.857
9	1:05.948	+0.716	12:10:44.805
10	1:06.305	+1.073	12:11:51.110
11	1:05.373	+0.141	12:12:56.483
12	1:05.430	+0.198	12:14:01.913
13	1:06.242	+1.010	12:15:08.155
14	1:05.232	-	12:16:13.387
15	1:05.863	+0.631	12:17:19.250
16	1:06.879	+1.647	12:18:26.129
17	1:06.862	+1.630	12:19:32.991
18	1:07.587	+2.355	12:20:40.578
19	1:05.741	+0.509	12:21:46.319
Best Tm: 1:05.232			

(75) Andrew POTTER

Lap	Lap Tm	Diff	Time of Day
1	-:--	-	12:01:51.965
2	1:07.139	+3.705	12:02:59.104
3	1:07.011	+3.577	12:04:06.115
4	1:07.794	+4.360	12:05:13.909
5	1:06.928	+3.494	12:06:20.837
6	1:07.279	+3.845	12:07:28.116
7	1:07.318	+3.884	12:08:35.434
8	1:08.003	+4.569	12:09:43.437
9	1:06.786	+3.352	12:10:50.223
10	1:05.202	+1.768	12:11:55.425
11	1:06.786	+3.352	12:13:02.211
12	1:06.122	+2.688	12:14:08.333
13	1:10.647	+7.213	12:15:18.980
14	1:06.006	+2.572	12:16:24.986
15	1:04.777	+1.343	12:17:29.763

Lap	Lap Tm	Diff	Time of Day
16	1:05.757	+2.323	12:18:35.520
17	1:03.434	-	12:19:38.954
18	1:03.988	+0.554	12:20:42.942
19	1:05.376	+1.942	12:21:48.318
Best Tm: 1:03.434			

(78) Roger WHITESIDE

Lap	Lap Tm	Diff	Time of Day
1	-:--	-	12:01:50.698
2	1:07.767	+3.568	12:02:58.465
3	1:07.330	+3.131	12:04:05.795
4	1:06.745	+2.546	12:05:12.540
5	1:07.067	+2.868	12:06:19.607
6	1:08.041	+3.842	12:07:27.648
7	1:07.020	+2.821	12:08:34.668
8	1:08.387	+4.188	12:09:43.055
9	1:05.989	+1.790	12:10:49.044
10	1:05.953	+1.754	12:11:54.997
11	1:05.369	+1.170	12:13:00.366
12	1:07.397	+3.198	12:14:07.763
13	1:04.907	+0.708	12:15:12.670
14	1:06.180	+1.981	12:16:18.850
15	1:06.595	+2.396	12:17:25.445
16	1:06.140	+1.941	12:18:31.585
17	1:06.673	+2.474	12:19:38.258
18	1:04.199	-	12:20:42.457
19	1:05.868	+1.669	12:21:48.325
Best Tm: 1:04.199			

(11) David JAMES

Lap	Lap Tm	Diff	Time of Day
1	-:--	-	12:01:54.082
2	1:08.719	+0.019	12:03:02.801
3	1:08.700	-	12:04:11.501
4	1:09.143	+0.443	12:05:20.644
5	1:09.647	+0.947	12:06:30.291
6	1:09.932	+1.232	12:07:40.223
7	1:08.919	+0.219	12:08:49.142
8	1:09.869	+1.169	12:09:59.011
9	1:11.544	+2.844	12:11:10.555
10	1:10.176	+1.476	12:12:20.731
11	1:09.511	+0.811	12:13:30.242
12	1:10.650	+1.950	12:14:40.892
13	1:09.847	+1.147	12:15:50.739
14	1:09.183	+0.483	12:16:59.922
15	1:09.262	+0.562	12:18:09.184
16	1:10.316	+1.616	12:19:19.500
17	1:08.883	+0.183	12:20:28.383
18	1:11.405	+2.705	12:21:39.788
19	1:08.998	+0.298	12:22:48.786
Best Tm: 1:08.700			

Printed: 22/07/2007 12:24:21

British Motorsports Automatic Race Timing (SMART)

Chief Timekeeper - Ian Sharp

Orbits 3

Clerk of the Course

www.amb-it.com

Sig.

Time

www.mylaps.com

Results can be downloaded at www.smart-timing.co.uk


Power Torque Morgan Championship

Knockhill 1.280 Miles

Race 12a - Second Race

22/07/2007 11:30

Race (22 Laps)



Competitors	Laps																					
	1	2	3	4	5	6	7	8	9	10	11	12	13	14	15	16	17	18	19	20	21	22
Peter HORSMAN (54)	1	54	54	29	29	29	29	29	29	29	29	29	29	29	29	29	29	29	29	29	29	29
Russell PATERSON (1)	2	1	29	54	54	54	54	54	54	54	54	54	54	54	54	54	54	54	54	54	54	54
Keith AHLERS (29)	3	29	1	1	1	1	1	1	1	1	1	1	1	1	1	37	37	37	37	37	37	37
Tony LEES (37)	4	37	37	37	37	37	37	37	37	37	37	37	37	37	37	1	1	1	1	1	1	1
Richard PLANT (86)	5	86	86	86	86	86	68	68	68	68	68	68	68	68	68	68	68	68	86	86	86	68
Tony RIVERS (30)	6	30	30	30	68	68	86	86	86	86	86	86	86	86	86	86	86	86	86	68	68	86
Phillip GODDARD (49)	7	49	49	68	30	30	30	30	30	30	30	30	30	49	49	49	49	49	49	49	49	49
Paul BURRY (50)	8	50	68	49	49	49	49	49	49	49	49	49	49	50	50	50	50	50	50	50	50	50
Aly HUNTER (68)	9	68	50	50	50	50	50	50	50	50	50	50	50	30	30	30	30	30	30	30	30	30
Simon OREBIGANN (6)	10	6	6	6	6	6	6	6	6	6	6	6	6	6	6	6	6	6	6	6	6	6
Andrew THOMPSON (66)	11	66	66	66	66	66	66	66	66	66	66	66	66	66	66	66	66	66	66	66	66	66
Roger WHITESIDE (78)	12	78	78	78	78	78	14	14	14	14	14	14	14	14	14	14	14	14	14	14	14	14
Tim CLARK (14)	13	14	75	75	14	14	78	78	78	78	78	78	78	78	78	78	78	78	78	78	75	75
Andrew POTTER (75)	14	75	14	14	75	75	75	75	75	75	75	75	75	75	75	75	75	75	75	75	78	78
David JAMES (11)	15	11	11	11	11	11	11	11	11	11	11	11	11	11	11	11	11	11	11	11	11	11

Classic Speedfair

Sorted on Best Lap time

Formula Junior Historic Racing Assoc

Knockhill 1.280 Miles

Race 24 - Second race - Re-start

22/07/2007 14:41

Race (10 Laps)

Pos	No.	Name	Make/Model	CC	Class	Laps	Best Tm	Diff 1 Lap	2nd Best
1	63	Roger MURRAY	Lola MK5A	1098	C2	3	59.688	- 2	59.839
2	79	Andrew HIBBARD	Lotus 22	1098	C2	3	59.911	+0.223 3	1:00.247
3	59	Robin LONGDON	Lola Mk5	1098	C2	3	1:00.395	+0.707 3	1:00.893
4	66	Simon SMYTH	Cooper T56	1100	C2	3	1:01.121	+1.433 3	1:01.627
5	65	George COOPER	Cooper T59	1098	C2	3	1:01.729	+2.041 2	1:02.147
6	70	Bob BIRRELL	Brabham BT6	1098	C2	3	1:03.146	+3.458 3	1:03.727
7	88	Paul DAVIS	Lotus 20	1098	C1	3	1:03.344	+3.656 2	1:03.766
8	85	John CHISHOLM	Gemini MK3A	1098	C1	3	1:03.678	+3.990 2	1:04.152
9	4	Derek WALKER	Terrier MkIV	1098	A2	3	1:04.632	+4.944 3	1:05.795
10	44	Andrew ROBERTSON	Crossle 4F	1100	B	3	1:04.751	+5.063 3	1:05.299
11	3	Clive WILSON	Lola NK2	1098	A2	3	1:04.786	+5.098 3	1:05.589
12	93	Rudolf ERNST	Lotus 20	1098	C2	3	1:05.587	+5.899 3	1:07.824
13	8	Tony STEELE	Lola MK2	1098	A2	3	1:06.210	+6.522 2	1:19.482
14	25	Bernard BROCK	Elva 100	1098	A2	3	1:07.847	+8.159 2	1:07.999
15	43	Doug MARTIN	Elva 200	1098	B	3	1:07.997	+8.309 2	1:08.091
16	76	Vernon WILLIAMSON	Ausper T3	1098	C1	3	1:08.296	+8.608 3	1:08.951
17	31	Kevin MUSSON	Lotus 16	997	B	3	1:08.548	+8.860 2	1:09.880
18	26	Paul SMEETH	Elva 100	1098	A2	3	1:08.940	+9.252 2	1:10.258
19	7	Duncan RABAGLIATI	Alexis HF1	1098	A2	3	1:09.640	+9.952 3	1:09.656
20	61	Alan BIGGAR	Cooper T59	1098	C2	3	1:10.079	+10.391 3	1:10.214
21	18	B J COLARIC	Elva 100	1098	A2	3	1:10.871	+11.183 2	1:12.305
22	16	Gordon WRIGHT	Stanguellini	1098	A1	3	1:15.220	+15.532 2	1:18.316

Not classified (80% = 3 Laps)

DNS	9	John TRUSLOVE	Lola MK2	1098	A2	0	-.----	- 0	-.----
DNS	73	Peter ANSTISS	Lotus 20/22	1098	C2	0	-.----	- 0	-.----
DNS	81	Steve FUTTER	Lotus 20	1098	C1	0	-.----	- 0	-.----
DNS	83	Barry WESTMORELAND	Lotus 22	1098	C2	0	-.----	- 0	-.----
DNS	35	Tim BISHOP	Cauter	1098	B	0	-.----	- 0	-.----
DNS	49	John TWEEDALE	Jolus	1098	C1	0	-.----	- 0	-.----
DQ	37	Tony MARTINDALE	Esenkay	1098	B	3	1:06.028	- 2	1:32.942

Announcements

Red flag on lap 7 - Race restarted over 10 laps.

New Track Record (59.688) for Formula Junior (C2) by Roger MURRAY.

New Track Record (1:04.751) for Formula Junior (B) by Andrew ROBERTSON.

Red flag on lap 4 - Results declared from lap 3. Car number 37 - Not classified.

Printed: 22/07/2007 15:08:27

British Motorsports Automatic Race Timing (SMART)

Chief Timekeeper - Ian Sharp

Orbits 3

Clerk of the Course

www.amb-it.com

Sig.

Time

www.mylaps.com

Results can be downloaded at www.smart-timing.co.uk

Page 1/1

Classic Speedfair

Formula Junior Historic Racing Assoc

Knockhill 1.280 Miles

Race 24 - Second race - Re-start

22/07/2007 14:41

Race (10 Laps)

Lap	Lap Tm	Diff	Time of Day
(63) Roger MURRAY			
1	-:--		14:58:44.666
2	59.688	-	14:59:44.354
3	59.839	+0.151	15:00:44.193
Best Tm: 59.688			

Lap	Lap Tm	Diff	Time of Day
(79) Andrew HIBBARD			
1	-:--		14:58:44.818
2	1:00.247	+0.336	14:59:45.065
3	59.911	-	15:00:44.976
Best Tm: 59.911			

Lap	Lap Tm	Diff	Time of Day
(59) Robin LONGDON			
1	-:--		14:58:46.979
2	1:00.893	+0.498	14:59:47.872
3	1:00.395	-	15:00:48.267
Best Tm: 1:00.395			

Lap	Lap Tm	Diff	Time of Day
(66) Simon SMYTH			
1	-:--		14:58:46.638
2	1:01.627	+0.506	14:59:48.265
3	1:01.121	-	15:00:49.386
Best Tm: 1:01.121			

Lap	Lap Tm	Diff	Time of Day
(65) George COOPER			
1	-:--		14:58:49.986
2	1:01.729	-	14:59:51.715
3	1:02.147	+0.418	15:00:53.862
Best Tm: 1:01.729			

Lap	Lap Tm	Diff	Time of Day
(85) John CHISHOLM			
1	-:--		14:58:48.122
2	1:03.678	-	14:59:51.800
3	1:04.152	+0.474	15:00:55.952
Best Tm: 1:03.678			

Lap	Lap Tm	Diff	Time of Day
(88) Paul DAVIS			
1	-:--		14:58:50.959
2	1:03.344	-	14:59:54.303
3	1:03.766	+0.422	15:00:58.069
Best Tm: 1:03.344			

Lap	Lap Tm	Diff	Time of Day
(70) Bob BIRRELL			
1	-:--		14:58:51.582
2	1:03.727	+0.581	14:59:55.309
3	1:03.146	-	15:00:58.455
Best Tm: 1:03.146			

Lap	Lap Tm	Diff	Time of Day
(4) Derek WALKER			
1	-:--		14:58:59.796

Lap	Lap Tm	Diff	Time of Day
(44) Andrew ROBERTSON			
1	-:--		14:58:52.966
2	1:05.795	+1.163	14:59:58.761
3	1:04.632	-	15:01:03.393
Best Tm: 1:04.632			

Lap	Lap Tm	Diff	Time of Day
(44) Andrew ROBERTSON			
1	-:--		14:58:53.821
2	1:05.299	+0.548	14:59:59.120
3	1:04.751	-	15:01:03.871
Best Tm: 1:04.751			

Lap	Lap Tm	Diff	Time of Day
(3) Clive WILSON			
1	-:--		14:58:53.938
2	1:05.589	+0.803	14:59:59.527
3	1:04.786	-	15:01:04.313
Best Tm: 1:04.786			

Lap	Lap Tm	Diff	Time of Day
(93) Rudolf ERNST			
1	-:--		14:58:54.450
2	1:07.824	+2.237	15:00:02.274
3	1:05.587	-	15:01:07.861
Best Tm: 1:05.587			

Lap	Lap Tm	Diff	Time of Day
(43) Doug MARTIN			
1	-:--		14:58:57.802
2	1:07.997	-	15:00:05.799
3	1:08.091	+0.094	15:01:13.890
Best Tm: 1:07.997			

Lap	Lap Tm	Diff	Time of Day
(25) Bernard BROCK			
1	-:--		14:58:59.207
2	1:07.847	-	15:00:07.054
3	1:07.999	+0.152	15:01:15.053
Best Tm: 1:07.847			

Lap	Lap Tm	Diff	Time of Day
(76) Vernon WILLIAMSON			
1	-:--		14:58:59.445
2	1:08.951	+0.655	15:00:08.396
3	1:08.296	-	15:01:16.692
Best Tm: 1:08.296			

Lap	Lap Tm	Diff	Time of Day
(26) Paul SMEETH			
1	-:--		14:58:58.225
2	1:08.940	-	15:00:07.165
3	1:10.258	+1.318	15:01:17.423
Best Tm: 1:08.940			

Lap	Lap Tm	Diff	Time of Day
(31) Kevin MUSSON			
1	-:--		14:58:59.796

Lap	Lap Tm	Diff	Time of Day
(61) Alan BIGGAR			
2	1:08.548	-	15:00:08.344
3	1:09.880	+1.332	15:01:18.224
Best Tm: 1:08.548			

Lap	Lap Tm	Diff	Time of Day
(61) Alan BIGGAR			
1	-:--		14:59:00.618
2	1:10.214	+0.135	15:00:10.832
3	1:10.079	-	15:01:20.911
Best Tm: 1:10.079			

Lap	Lap Tm	Diff	Time of Day
(8) Tony STEELE			
1	-:--		14:58:55.711
2	1:06.210	-	15:00:01.921
3	1:19.482	+13.272	15:01:21.403
Best Tm: 1:06.210			

Lap	Lap Tm	Diff	Time of Day
(7) Duncan RABAGLIATI			
1	-:--		14:59:02.877
2	1:09.656	+0.016	15:00:12.533
3	1:09.640	-	15:01:22.173
Best Tm: 1:09.640			

Lap	Lap Tm	Diff	Time of Day
(18) B J COLARIC			
1	-:--		14:59:04.116
2	1:10.871	-	15:00:14.987
3	1:12.305	+1.434	15:01:27.292
Best Tm: 1:10.871			

Lap	Lap Tm	Diff	Time of Day
(16) Gordon WRIGHT			
1	-:--		14:59:06.675
2	1:15.220	-	15:00:21.895
3	1:18.316	+3.096	15:01:40.211
Best Tm: 1:15.220			

Lap	Lap Tm	Diff	Time of Day
(9) John TRUSLOVE			
Best Tm: -:--			

Lap	Lap Tm	Diff	Time of Day
(73) Peter ANSTISS			
Best Tm: -:--			

Lap	Lap Tm	Diff	Time of Day
(81) Steve FUTTER			
Best Tm: -:--			

Lap	Lap Tm	Diff	Time of Day
(83) Barry WESTMORELAND			
Best Tm: -:--			

Lap	Lap Tm	Diff	Time of Day
(35) Tim BISHOP			
Best Tm: -:--			

Lap	Lap Tm	Diff	Time of Day
(49) John TWEEDALE			

Classic Speedfair


Formula Junior Historic Racing Assoc

Knockhill 1.280 Miles

Race 24 - Second race - Re-start

22/07/2007 14:41

Race (10 Laps)



Lap	Lap Tm	Diff	Time of Day
Best Tm: ----			
(37) Tony MARTINDALE			
1	----		14:58:55.004
2	1:06.028	-	15:00:01.032
3	1:32.942	+26.914	15:01:33.974
Best Tm: 1:06.028			

Lap	Lap Tm	Diff	Time of Day
-----	--------	------	-------------

Lap	Lap Tm	Diff	Time of Day
-----	--------	------	-------------


Formula Junior Historic Racing Assoc

Knockhill 1.280 Miles

Race 24 - Second race - Re-start

22/07/2007 14:41

Race (10 Laps)



Competitors	Laps		
	1	2	3
Roger MURRAY (63)	1 63	63	63
Andrew HIBBARD (79)	2 79	79	79
Simon SMYTH (66)	3 66	59	59
Robin LONGDON (59)	4 59	66	66
John CHISHOLM (85)	5 85	65	65
George COOPER (65)	6 65	85	85
Paul DAVIS (88)	7 88	88	88
Bob BIRRELL (70)	8 70	70	70
Derek WALKER (4)	9 4	4	4
Andrew ROBERTSON (44)	10 44	44	44
Clive WILSON (3)	11 3	3	3
Rudolf ERNST (93)	12 93	37	93
Tony MARTINDALE (37)	13 37	8	43
Tony STEELE (8)	14 8	93	25
Doug MARTIN (43)	15 43	43	76
Paul SMEETH (26)	16 26	25	26
Bernard BROCK (25)	17 25	26	31
Vernon WILLIAMSON (76)	18 76	31	61
Kevin MUSSON (31)	19 31	76	8
Alan BIGGAR (61)	20 61	61	7
Duncan RABAGLIATI (7)	21 7	7	18
B J COLARIC (18)	22 18	18	37
Gordon WRIGHT (16)	23 16	16	16
-	24		
-	25		
-	26		
-	27		
-	28		
-	29		

Classic Speedfair

Sorted on Laps

Scottish Legends

Knockhill 1.280 Miles

Race 18 - Second Race

22/07/2007 16:45

Race (10 Laps)

Pos	No.	Name	Make/Model	CC	Class Cod	Laps	Total Tm	Diff	Avg. Speed	Best Tm	1 Lap
1	22	Benjamin MASON	Ford Sedan	1250	L	10	10:37.137	-	72.323	1:01.413	4
2	69	Gerard McCOSH	Ford Coupe	1250	L	10	10:39.532	+2.395	72.053	1:01.797	8
3	70	David THORBURN	34 Ford Coupe	1200	L	10	10:40.006	+2.869	71.999	1:01.806	10
4	31	Alex KNIGHT	Legend	1250	L	10	10:46.227	+9.090	71.306	1:02.649	4
5	80	Steve COULL	Legend	1250	L	10	10:46.400	+9.263	71.287	1:03.052	2
6	44	Andrew DONALD	Ford Sedan	1250	L	10	10:48.124	+10.987	71.097	1:03.008	9
7	68	Carol BROWN	Ford Sedan	1200	L	10	10:48.259	+11.122	71.083	1:01.862	8
8	23	Alistair GAULD	Legend	1200	L	10	10:48.703	+11.566	71.034	1:02.939	9
9	46	Colin ATKINSON	Legend	1200	L	10	10:51.907	+14.770	70.685	1:03.234	8
10	42	Jamie WILLIS	Legend	1200	L	10	10:54.469	+17.332	70.408	1:02.365	5
11	71	Alasdair THOM	Chevy Sedan	1250	L	10	10:55.274	+18.137	70.322	1:03.386	5
12	99	Gordon MANN	37 Ford Sedan	1250	L	10	11:11.187	+34.050	68.654	1:04.611	3
13	88	Jason OGG	34 Chevy Coupe	1250	L	10	11:25.843	+48.706	67.187	1:05.582	3
14	60	Michael HOGG	Chevy	1250	LS	10	11:34.833	+57.696	66.318	1:06.787	10
15	37	Tim PATCHETT	Ford Sedan	1250	LS	9	11:45.729	1 Lap	58.765	1:14.433	6

Not classified (80% = 8 Laps)

DNF	90	Mark LEES	Dodge Coupe	1250	L	1	1:34.743	-	48.636	1:30.018	1
-----	----	-----------	-------------	------	---	---	----------	---	--------	----------	---

Margin of Victory	Avg. Speed	Best Lap Tm	Best Spd	Best Lap by
+2.395	72.323	1:01.413	75.033	[22] Benjamin MASON

Printed: 22/07/2007 17:25:31

1 Motorsports Automatic Race Timing (SMART)

Chief Timekeeper - Ian Sharp

Orbits 3

Clerk of the Course

www.amb-it.com

Sig.

Time

www.mylaps.com

Results can be downloaded at www.smart-timing.co.uk

Page 1/1

Classic Speedfair

Scottish Legends

Knockhill 1.280 Miles

Race 18 - Second Race

22/07/2007 16:45

Race (10 Laps)

Lap	Lap Tm	Diff	Time of Day
(22) Benjamin MASON			
1	1:10.878	+9.465	17:14:47.295
2	1:03.884	+2.471	17:15:51.179
3	1:02.250	+0.837	17:16:53.429
4	1:01.413	-	17:17:54.842
5	1:02.989	+1.576	17:18:57.831
6	1:03.037	+1.624	17:20:00.868
7	1:01.670	+0.257	17:21:02.538
8	1:01.870	+0.457	17:22:04.408
9	1:01.532	+0.119	17:23:05.940
10	1:01.902	+0.489	17:24:07.842
Best Tm: 1:01.413			

(69) Gerard McCOSH			
1	1:11.703	+9.906	17:14:47.776
2	1:05.177	+3.380	17:15:52.953
3	1:02.590	+0.793	17:16:55.543
4	1:02.100	+0.303	17:17:57.643
5	1:02.090	+0.293	17:18:59.733
6	1:02.492	+0.695	17:20:02.225
7	1:02.066	+0.269	17:21:04.291
8	1:01.797	-	17:22:06.088
9	1:02.277	+0.480	17:23:08.365
10	1:01.872	+0.075	17:24:10.237
Best Tm: 1:01.797			

(70) David THORBURN			
1	1:12.521	+10.715	17:14:44.243
2	1:03.039	+1.233	17:15:47.282
3	1:03.589	+1.783	17:16:50.871
4	1:03.648	+1.842	17:17:54.519
5	1:03.233	+1.427	17:18:57.752
6	1:03.452	+1.646	17:20:01.204
7	1:02.493	+0.687	17:21:03.697
8	1:02.452	+0.646	17:22:06.149
9	1:02.756	+0.950	17:23:08.905
10	1:01.806	-	17:24:10.711
Best Tm: 1:01.806			

(31) Alex KNIGHT			
1	1:11.430	+8.781	17:14:46.806
2	1:04.008	+1.359	17:15:50.814
3	1:02.982	+0.333	17:16:53.796
4	1:02.649	-	17:17:56.445
5	1:02.924	+0.275	17:18:59.369
6	1:03.259	+0.610	17:20:02.628
7	1:03.436	+0.787	17:21:06.064
8	1:03.726	+1.077	17:22:09.790
9	1:03.535	+0.886	17:23:13.325
10	1:03.607	+0.958	17:24:16.932
Best Tm: 1:02.649			

(80) Steve COULL			
1	1:12.117	+9.065	17:14:44.534
2	1:03.052	-	17:15:47.586
3	1:03.431	+0.379	17:16:51.017

4	1:03.712	+0.660	17:17:54.729
5	1:03.525	+0.473	17:18:58.254
6	1:03.747	+0.695	17:20:02.001
7	1:04.181	+1.129	17:21:06.182
8	1:03.884	+0.832	17:22:10.066
9	1:03.773	+0.721	17:23:13.839
10	1:03.266	+0.214	17:24:17.105
Best Tm: 1:03.052			

(44) Andrew DONALD			
1	1:13.265	+10.257	17:14:44.818
2	1:04.254	+1.246	17:15:49.072
3	1:04.279	+1.271	17:16:53.351
4	1:03.220	+0.212	17:17:56.571
5	1:03.881	+0.873	17:19:00.452
6	1:04.083	+1.075	17:20:04.535
7	1:03.425	+0.417	17:21:07.960
8	1:03.771	+0.763	17:22:11.731
9	1:03.008	-	17:23:14.739
10	1:04.090	+1.082	17:24:18.829
Best Tm: 1:03.008			

(68) Carol BROWN			
1	1:18.909	+17.047	17:14:53.711
2	1:03.606	+1.744	17:15:57.317
3	1:03.315	+1.453	17:17:00.632
4	1:02.860	+0.998	17:18:03.492
5	1:02.333	+0.471	17:19:05.825
6	1:02.885	+1.023	17:20:08.710
7	1:02.892	+1.030	17:21:11.602
8	1:01.862	-	17:22:13.464
9	1:02.220	+0.358	17:23:15.684
10	1:03.280	+1.418	17:24:18.964
Best Tm: 1:01.862			

(23) Alistair GAULD			
1	1:13.992	+11.053	17:14:48.162
2	1:05.587	+2.648	17:15:53.749
3	1:03.023	+0.084	17:16:56.772
4	1:03.134	+0.195	17:17:59.906
5	1:03.551	+0.612	17:19:03.457
6	1:03.532	+0.593	17:20:06.989
7	1:03.348	+0.409	17:21:10.337
8	1:03.013	+0.074	17:22:13.350
9	1:02.939	-	17:23:16.289
10	1:03.119	+0.180	17:24:19.408
Best Tm: 1:02.939			

(46) Colin ATKINSON			
1	1:12.232	+8.998	17:14:47.108
2	1:04.747	+1.513	17:15:51.855
3	1:04.063	+0.829	17:16:55.918
4	1:03.303	+0.069	17:17:59.221
5	1:04.000	+0.766	17:19:03.221
6	1:04.238	+1.004	17:20:07.459
7	1:04.570	+1.336	17:21:12.029
8	1:03.234	-	17:22:15.263
9	1:03.399	+0.165	17:23:18.662

10	1:03.950	+0.716	17:24:22.612
Best Tm: 1:03.234			

(42) Jamie WILLIS			
1	1:16.126	+13.761	17:14:52.127
2	1:04.757	+2.392	17:15:56.884
3	1:03.557	+1.192	17:17:00.441
4	1:03.551	+1.186	17:18:03.992
5	1:02.365	-	17:19:06.357
6	1:02.708	+0.343	17:20:09.065
7	1:04.221	+1.856	17:21:13.286
8	1:05.072	+2.707	17:22:18.358
9	1:03.375	+1.010	17:23:21.733
10	1:03.441	+1.076	17:24:25.174
Best Tm: 1:02.365			

(71) Alasdair THOM			
1	1:13.351	+9.965	17:14:46.485
2	1:04.653	+1.267	17:15:51.138
3	1:04.019	+0.633	17:16:55.157
4	1:03.957	+0.571	17:17:59.114
5	1:03.386	-	17:19:02.500
6	1:04.209	+0.823	17:20:06.709
7	1:06.494	+3.108	17:21:13.203
8	1:04.068	+0.682	17:22:17.271
9	1:05.032	+1.646	17:23:22.303
10	1:03.676	+0.290	17:24:25.979
Best Tm: 1:03.386			

(99) Gordon MANN			
1	1:18.613	+14.002	17:14:52.879
2	1:07.953	+3.342	17:16:00.832
3	1:04.611	-	17:17:05.443
4	1:05.305	+0.694	17:18:10.748
5	1:05.232	+0.621	17:19:15.980
6	1:04.844	+0.233	17:20:20.824
7	1:05.038	+0.427	17:21:25.862
8	1:05.579	+0.968	17:22:31.441
9	1:05.289	+0.678	17:23:36.730
10	1:05.162	+0.551	17:24:41.892
Best Tm: 1:04.611			

(88) Jason OGG			
1	1:13.803	+8.221	17:14:46.414
2	1:20.776	+15.194	17:16:07.190
3	1:05.582	-	17:17:12.772
4	1:06.564	+0.982	17:18:19.336
5	1:05.878	+0.296	17:19:25.214
6	1:06.648	+1.066	17:20:31.862
7	1:06.348	+0.766	17:21:38.210
8	1:05.890	+0.308	17:22:44.100
9	1:06.559	+0.977	17:23:50.659
10	1:05.889	+0.307	17:24:56.548
Best Tm: 1:05.582			

(60) Michael HOGG			
--------------------------	--	--	--

Classic Speedfair

Scottish Legends

Knockhill 1.280 Miles

Race 18 - Second Race

22/07/2007 16:45

Race (10 Laps)

Lap	Lap Tm	Diff	Time of Day
1	1:18.183	+11.396	17:14:51.687
2	1:11.269	+4.482	17:16:02.956
3	1:08.486	+1.699	17:17:11.442
4	1:08.330	+1.543	17:18:19.772
5	1:07.282	+0.495	17:19:27.054
6	1:07.660	+0.873	17:20:34.714
7	1:07.460	+0.673	17:21:42.174
8	1:08.123	+1.336	17:22:50.297
9	1:08.454	+1.667	17:23:58.751
10	1:06.787	-	17:25:05.538

Best Tm: 1:06.787

(37) Tim PATCHETT

1	1:26.020	+11.587	17:15:03.934
2	1:18.964	+4.531	17:16:22.898
3	1:16.126	+1.693	17:17:39.024
4	1:14.681	+0.248	17:18:53.705
5	1:17.217	+2.784	17:20:10.922
6	1:14.433	-	17:21:25.355
7	1:17.985	+3.552	17:22:43.340
8	1:16.518	+2.085	17:23:59.858
9	1:16.576	+2.143	17:25:16.434

Best Tm: 1:14.433

(90) Mark LEES

1	1:30.018	-	17:15:05.448
---	----------	---	--------------

Best Tm: 1:30.018

Lap Lap Tm Diff Time of Day

Lap Lap Tm Diff Time of Day


Scottish Legends

Knockhill 1.280 Miles

Race 18 - Second Race

22/07/2007 16:45

Race (10 Laps)



Competitors	Laps											
	0	1	2	3	4	5	6	7	8	9	10	
Andrew DONALD (44)	1	44	70	70	70	70	70	22	22	22	22	22
David THORBURN (70)	2	70	80	80	80	80	22	70	70	69	69	69
Steve COULL (80)	3	80	44	44	44	22	80	80	69	70	70	70
Jason OGG (88)	4	88	88	31	22	31	31	69	31	31	31	31
Alasdair THOM (71)	5	71	71	71	31	44	69	31	80	80	80	80
Michael HOGG (60)	6	60	31	22	71	69	44	44	44	44	44	44
Alistair GAULD (23)	7	23	46	46	69	71	71	71	23	23	68	68
Gordon MANN (99)	8	99	22	69	46	46	46	23	68	68	23	23
Carol BROWN (68)	9	68	69	23	23	23	23	46	46	46	46	46
Colin ATKINSON (46)	10	46	23	42	42	68	68	68	71	71	42	42
Alex KNIGHT (31)	11	31	60	68	68	42	42	42	42	42	71	71
Mark LEES (90)	12	90	42	99	99	99	99	99	99	99	99	99
Jamie WILLIS (42)	13	42	99	60	60	88	88	88	88	88	88	88
Gerard McCOSH (69)	14	69	68	88	88	60	60	60	60	60	60	60
Benjamin MASON (22)	15	22	37	37	37	37	37	37	37	37	37	37
Tim PATCHETT (37)	16	37	90									

Classic Speedfair

Sorted on Laps

Formula Ford 1600 Trophy

Knockhill 1.280 Miles

Race 16 - Golden Helmet - Last Chance Final

22/07/2007 15:15

Race (15 Laps)

Pos	No.	Name	Make/Model	CC	Class	Coc	Laps	Total Tm	Diff	Avg. Speed	Best Tm	1 Lap
1	26	Neville SMITH	Ray GR07	1600	IFF		15	14:30.211	-	79.429	56.374	6
2	4	Graham LEGGET	Crossle	1600	FF16A		15	14:51.878	+21.667	77.499	58.482	3
3	10	Angus GEDDES	Van Diemen	1600	FF16BN		15	14:56.239	+26.028	77.122	58.311	14
4	46	Martin PIERACCINI	Van Diemen	1600	FF16A		15	14:59.899	+29.688	76.809	58.666	6
5	92	Bernard BAXTER	Crossle 32F	1600	IFF		15	15:00.698	+30.487	76.740	58.751	12
6	90	Henry CAMPBELL	Reynard FF84	1600	IFF		15	15:00.828	+30.617	76.729	58.509	11
7	76	Hugh GRAHAM	Reynard FF84	1600	IFF		15	15:01.120	+30.909	76.704	58.275	13
8	19	Andrew McGREGOR	Van Diemen	1600	FF16A		15	15:02.060	+31.849	76.625	58.816	11
9	14	Colin TURNER	Swift SC93	1600	FF16A		15	15:02.549	+32.338	76.583	59.133	14
10	40	Laurie HUGHES	Van Diemen	1600	FF16A		15	15:29.500	+59.289	74.363	1:00.495	12
11	42	Roy MacGREGOR	Van Diemen	1600	FF16A		14	14:31.154	1 Lap	74.053	59.729	11
12	77	Brendan DUGGAN	Van Diemen	1600	IFF		14	14:33.946	+2.792	73.817	59.080	7
13	41	Norman THOMPSON	Van Diemen	1600	IFF		14	14:35.286	+4.132	73.704	1:00.415	10
14	6	Ian THOMAS	Swift	1600	FF16A		14	15:11.938	+40.784	70.742	1:00.911	12
15	15	Dane CHRISTISON	Van Diemen	1600	FF16A		13	14:35.820	2 Laps	68.398	1:05.693	3

Not classified (80% = 12 Laps)

DNF	17	Colin MURCHIE	Van Diemen	1600	FF16A		9	9:56.555	-	69.519	1:02.031	5
DNF	70	David THORBURN	Van Diemen	1600	FF16A		7	7:17.241	-	73.772	58.802	5
DNF	20	Norman DIXON	Crossle 32F	1600	IFF		6	6:19.474	-	72.859	1:00.039	5
DNF	3	Adrian HAMILTON	Van Diemen	1600	FF16A		4	4:23.224	-	70.024	1:00.384	3
DNS	97	Jimmy DOUGAN	Mondiale M88S	1600	IFF		0	-:----	-	-	-:----	0
DNS	95	Richard YOUNG	Crossle 55F	1600	IFF		0	-:----	-	-	-:----	0

Margin of Victory	Avg. Speed	Best Lap Tm	Best Spd	Best Lap by
+21.667	79.429	56.374	81.740	[26] Neville SMITH

Printed: 22/07/2007 16:05:37

1 Motorsports Automatic Race Timing (SMART)

Chief Timekeeper - Ian Sharp

Orbits 3

Clerk of the Course

www.amb-it.com

Sig.

Time

www.mylaps.com

Results can be downloaded at www.smart-timing.co.uk

Page 1/1

Classic Speedfair

Formula Ford 1600 Trophy

Knockhill 1.280 Miles

Race 16 - Golden Helmet - Last Chance Final

22/07/2007 15:15

Race (15 Laps)

Lap	Lap Tm	Diff	Time of Day
(26) Neville SMITH			
1	-:--		15:46:01.994
2	57.896	+1.522	15:46:59.890
3	56.710	+0.336	15:47:56.600
4	57.370	+0.996	15:48:53.970
5	56.876	+0.502	15:49:50.846
6	56.374	-	15:50:47.220
7	56.672	+0.298	15:51:43.892
8	58.091	+1.717	15:52:41.983
9	56.615	+0.241	15:53:38.598
10	59.316	+2.942	15:54:37.914
11	56.954	+0.580	15:55:34.868
12	58.145	+1.771	15:56:33.013
13	58.235	+1.861	15:57:31.248
14	57.995	+1.621	15:58:29.243
15	59.212	+2.838	15:59:28.455
Best Tm: 56.374			

Lap	Lap Tm	Diff	Time of Day
(4) Graham LEGGET			
1	-:--		15:46:02.683
2	59.370	+0.888	15:47:02.053
3	58.482	-	15:48:00.535
4	58.590	+0.108	15:48:59.125
5	59.053	+0.571	15:49:58.178
6	58.536	+0.054	15:50:56.714
7	58.907	+0.425	15:51:55.621
8	59.335	+0.853	15:52:54.956
9	59.163	+0.681	15:53:54.119
10	59.215	+0.733	15:54:53.334
11	59.728	+1.246	15:55:53.062
12	59.027	+0.545	15:56:52.089
13	59.136	+0.654	15:57:51.225
14	59.634	+1.152	15:58:50.859
15	59.263	+0.781	15:59:50.122
Best Tm: 58.482			

Lap	Lap Tm	Diff	Time of Day
(10) Angus GEDDES			
1	-:--		15:46:04.790
2	1:00.293	+1.982	15:47:05.083
3	59.945	+1.634	15:48:05.028
4	59.498	+1.187	15:49:04.526
5	58.901	+0.590	15:50:03.427
6	59.055	+0.744	15:51:02.482
7	59.209	+0.898	15:52:01.691
8	59.607	+1.296	15:53:01.298
9	59.280	+0.969	15:54:00.578
10	59.708	+1.397	15:55:00.286
11	59.049	+0.738	15:55:59.335
12	58.606	+0.295	15:56:57.941
13	58.655	+0.344	15:57:56.596
14	58.311	-	15:58:54.907
15	59.576	+1.265	15:59:54.483
Best Tm: 58.311			

Lap	Lap Tm	Diff	Time of Day
(46) Martin PIERACCINI			
1	-:--		15:46:06.425
2	1:00.020	+1.354	15:47:06.445
3	1:00.707	+2.041	15:48:07.152

Lap	Lap Tm	Diff	Time of Day
4	59.597	+0.931	15:49:06.749
5	59.534	+0.868	15:50:06.283
6	58.666	-	15:51:04.949
7	59.251	+0.585	15:52:04.200
8	59.082	+0.416	15:53:03.282
9	59.553	+0.887	15:54:02.835
10	59.353	+0.687	15:55:02.188
11	59.020	+0.354	15:56:01.208
12	59.180	+0.514	15:57:00.388
13	59.175	+0.509	15:57:59.563
14	59.022	+0.356	15:58:58.585
15	59.558	+0.892	15:59:58.143
Best Tm: 58.666			

Lap	Lap Tm	Diff	Time of Day
(92) Bernard BAXTER			
1	-:--		15:46:05.799
2	1:00.271	+1.520	15:47:06.070
3	59.791	+1.040	15:48:05.861
4	1:00.585	+1.834	15:49:06.446
5	1:00.141	+1.390	15:50:06.587
6	59.291	+0.540	15:51:05.878
7	59.366	+0.615	15:52:05.244
8	59.268	+0.517	15:53:04.512
9	59.280	+0.529	15:54:03.792
10	59.507	+0.756	15:55:03.299
11	58.787	+0.036	15:56:02.086
12	58.751	-	15:57:00.837
13	59.015	+0.264	15:57:59.852
14	58.921	+0.170	15:58:58.773
15	1:00.169	+1.418	15:59:58.942
Best Tm: 58.751			

Lap	Lap Tm	Diff	Time of Day
(90) Henry CAMPBELL			
1	-:--		15:46:10.226
2	59.369	+0.860	15:47:09.595
3	59.454	+0.945	15:48:09.049
4	58.965	+0.456	15:49:08.014
5	1:01.318	+2.809	15:50:09.332
6	59.019	+0.510	15:51:08.351
7	58.971	+0.462	15:52:07.322
8	59.516	+1.007	15:53:06.838
9	58.543	+0.034	15:54:05.381
10	58.918	+0.409	15:55:04.299
11	58.509	-	15:56:02.808
12	58.687	+0.178	15:57:01.495
13	58.780	+0.271	15:58:00.275
14	59.020	+0.511	15:58:59.295
15	59.777	+1.268	15:59:59.072
Best Tm: 58.509			

Lap	Lap Tm	Diff	Time of Day
(76) Hugh GRAHAM			
1	-:--		15:46:09.891
2	59.854	+1.579	15:47:09.745
3	59.561	+1.286	15:48:09.306
4	59.247	+0.972	15:49:08.553
5	1:00.616	+2.341	15:50:09.169
6	59.804	+1.529	15:51:08.973
7	58.924	+0.649	15:52:07.897
8	58.668	+0.393	15:53:06.565
9	58.928	+0.653	15:54:05.493

Lap	Lap Tm	Diff	Time of Day
10	59.191	+0.916	15:55:04.684
11	58.440	+0.165	15:56:03.124
12	59.156	+0.881	15:57:02.280
13	58.275	-	15:58:00.555
14	59.367	+1.092	15:58:59.922
15	59.442	+1.167	15:59:59.364
Best Tm: 58.275			

Lap	Lap Tm	Diff	Time of Day
(19) Andrew McGREGOR			
1	-:--		15:46:03.366
2	1:00.180	+1.364	15:47:03.546
3	59.938	+1.122	15:48:03.484
4	59.930	+1.114	15:49:03.414
5	59.361	+0.545	15:50:02.775
6	1:00.436	+1.620	15:51:03.211
7	1:00.524	+1.708	15:52:03.735
8	59.371	+0.555	15:53:03.106
9	1:00.518	+1.702	15:54:03.624
10	59.463	+0.647	15:55:03.087
11	58.816	-	15:56:01.903
12	1:00.206	+1.390	15:57:02.109
13	59.298	+0.482	15:58:01.407
14	59.132	+0.316	15:59:00.539
15	59.765	+0.949	16:00:00.304
Best Tm: 58.816			

Lap	Lap Tm	Diff	Time of Day
(14) Colin TURNER			
1	-:--		15:46:05.712
2	59.969	+0.836	15:47:05.681
3	59.743	+0.610	15:48:05.424
4	1:00.314	+1.181	15:49:05.738
5	59.748	+0.615	15:50:05.486
6	59.979	+0.846	15:51:05.465
7	59.490	+0.357	15:52:04.955
8	59.332	+0.199	15:53:04.287
9	59.674	+0.541	15:54:03.961
10	59.612	+0.479	15:55:03.573
11	59.433	+0.300	15:56:03.006
12	59.471	+0.338	15:57:02.477
13	59.300	+0.167	15:58:01.777
14	59.133	-	15:59:00.910
15	59.883	+0.750	16:00:00.793
Best Tm: 59.133			

Lap	Lap Tm	Diff	Time of Day
(40) Laurie HUGHES			
1	-:--		15:46:10.878
2	1:01.700	+1.205	15:47:12.578
3	1:01.769	+1.274	15:48:14.347
4	1:01.568	+1.073	15:49:15.915
5	1:01.549	+1.054	15:50:17.464
6	1:00.800	+0.305	15:51:18.264
7	1:01.776	+1.281	15:52:20.040
8	1:01.485	+0.990	15:53:21.525
9	1:01.163	+0.668	15:54:22.688
10	1:00.633	+0.138	15:55:23.321
11	1:00.943	+0.448	15:56:24.264
12	1:00.495	-	15:57:24.759
13	1:00.553	+0.058	15:58:25.312
14	1:01.238	+0.743	15:59:26.550
15	1:01.194	+0.699	16:00:27.744

Classic Speedfair

Formula Ford 1600 Trophy

Knockhill 1.280 Miles

Race 16 - Golden Helmet - Last Chance Final

22/07/2007 15:15

Race (15 Laps)

Lap	Lap Tm	Diff	Time of Day
Best Tm: 1:00.495			
(42) Roy MacGREGOR			
1	-:--		15:46:11.788
2	1:02.164	+2.435	15:47:13.952
3	1:03.465	+3.736	15:48:17.417
4	1:01.415	+1.686	15:49:18.832
5	1:01.785	+2.056	15:50:20.617
6	1:01.798	+2.069	15:51:22.415
7	1:02.234	+2.505	15:52:24.649
8	1:01.395	+1.666	15:53:26.044
9	1:01.044	+1.315	15:54:27.088
10	59.926	+0.197	15:55:27.014
11	59.729	-	15:56:26.743
12	1:00.359	+0.630	15:57:27.102
13	1:00.331	+0.602	15:58:27.433
14	1:01.965	+2.236	15:59:29.398
Best Tm: 59.729			

Lap	Lap Tm	Diff	Time of Day
(77) Brendan DUGGAN			
1	-:--		15:46:04.592
2	1:01.499	+2.419	15:47:06.091
3	1:01.736	+2.656	15:48:07.827
4	1:00.155	+1.075	15:49:07.982
5	1:01.253	+2.173	15:50:09.235
6	1:00.296	+1.216	15:51:09.531
7	59.080	-	15:52:08.611
8	1:21.749	+22.669	15:53:30.360
9	59.734	+0.654	15:54:30.094
10	1:01.413	+2.333	15:55:31.507
11	59.535	+0.455	15:56:31.042
12	59.999	+0.919	15:57:31.041
13	1:00.849	+1.769	15:58:31.890
14	1:00.300	+1.220	15:59:32.190
Best Tm: 59.080			

Lap	Lap Tm	Diff	Time of Day
(41) Norman THOMPSON			
1	-:--		15:46:11.248
2	1:01.860	+1.445	15:47:13.108
3	1:03.185	+2.770	15:48:16.293
4	1:01.511	+1.096	15:49:17.804
5	1:03.338	+2.923	15:50:21.142
6	1:01.747	+1.332	15:51:22.889
7	1:02.981	+2.566	15:52:25.870
8	1:01.069	+0.654	15:53:26.939
9	1:01.012	+0.597	15:54:27.951
10	1:00.415	-	15:55:28.366
11	1:00.724	+0.309	15:56:29.090
12	1:01.122	+0.707	15:57:30.212
13	1:02.632	+2.217	15:58:32.844
14	1:00.686	+0.271	15:59:33.530
Best Tm: 1:00.415			

Lap	Lap Tm	Diff	Time of Day
(6) Ian THOMAS			
1	-:--		15:46:12.691
2	1:02.511	+1.600	15:47:15.202
3	1:02.586	+1.675	15:48:17.788
4	1:02.281	+1.370	15:49:20.069

Lap	Lap Tm	Diff	Time of Day
5	1:01.723	+0.812	15:50:21.792
6	1:01.787	+0.876	15:51:23.579
7	1:04.093	+3.182	15:52:27.672
8	1:01.095	+0.184	15:53:28.767
9	1:00.963	+0.052	15:54:29.730
10	1:03.356	+2.445	15:55:33.086
11	1:01.072	+0.161	15:56:34.158
12	1:00.911	-	15:57:35.069
13	1:17.891	+16.980	15:58:52.960
14	1:17.222	+16.311	16:00:10.182
Best Tm: 1:00.911			

Lap	Lap Tm	Diff	Time of Day
(15) Dane CHRISTISON			
1	-:--		15:46:12.086
2	1:06.887	+1.194	15:47:18.973
3	1:05.693	-	15:48:24.666
4	1:05.887	+0.194	15:49:30.553
5	1:06.084	+0.391	15:50:36.637
6	1:05.818	+0.125	15:51:42.455
7	1:07.763	+2.070	15:52:50.218
8	1:07.034	+1.341	15:53:57.252
9	1:08.686	+2.993	15:55:05.938
10	1:06.813	+1.120	15:56:12.751
11	1:05.704	+0.011	15:57:18.455
12	1:05.748	+0.055	15:58:24.203
13	1:09.861	+4.168	15:59:34.064
Best Tm: 1:05.693			

Lap	Lap Tm	Diff	Time of Day
(17) Colin MURCHIE			
1	-:--		15:46:09.842
2	1:02.933	+0.902	15:47:12.775
3	1:02.906	+0.875	15:48:15.681
4	1:02.593	+0.562	15:49:18.274
5	1:02.031	-	15:50:20.305
6	1:02.613	+0.582	15:51:22.918
7	1:04.672	+2.641	15:52:27.590
8	1:05.511	+3.480	15:53:33.101
9	1:21.698	+19.667	15:54:54.799
Best Tm: 1:02.031			

Lap	Lap Tm	Diff	Time of Day
(70) David THORBURN			
1	-:--		15:46:03.052
2	59.888	+1.086	15:47:02.940
3	59.154	+0.352	15:48:02.094
4	59.372	+0.570	15:49:01.466
5	58.802	-	15:50:00.268
6	1:00.345	+1.543	15:51:00.613
7	1:14.872	+16.070	15:52:15.485
Best Tm: 58.802			

Lap	Lap Tm	Diff	Time of Day
(20) Norman DIXON			
1	-:--		15:46:12.194
2	1:01.234	+1.195	15:47:13.428
3	1:01.232	+1.193	15:48:14.660
4	1:00.518	+0.479	15:49:15.178
5	1:00.039	-	15:50:15.217
6	1:02.501	+2.462	15:51:17.718
Best Tm: 1:00.039			

Lap	Lap Tm	Diff	Time of Day
(3) Adrian HAMILTON			
1	-:--		15:46:03.270
2	1:01.212	+0.828	15:47:04.482
3	1:00.384	-	15:48:04.866
4	1:16.602	+16.218	15:49:21.468
Best Tm: 1:00.384			

Lap	Lap Tm	Diff	Time of Day
(97) Jimmy DOUGAN			
Best Tm: -:--			

Lap	Lap Tm	Diff	Time of Day
(95) Richard YOUNG			
Best Tm: -:--			


Formula Ford 1600 Trophy

Knockhill 1.280 Miles

Race 16 - Golden Helmet - Last Chance Final

22/07/2007 15:15

Race (15 Laps)



Competitors	Laps														
	1	2	3	4	5	6	7	8	9	10	11	12	13	14	15
Neville SMITH (26)	1	26	26	26	26	26	26	26	26	26	26	26	26	26	26
Graham LEGGET (4)	2	4	4	4	4	4	4	4	4	4	4	4	4	4	4
David THORBURN (70)	3	70	70	70	70	70	10	10	10	10	10	10	10	10	10
Adrian HAMILTON (3)	4	3	19	19	19	19	10	19	19	46	46	46	46	46	46
Andrew McGREGOR (19)	5	19	3	3	10	10	19	46	46	19	19	19	92	92	92
Brendan DUGGAN (77)	6	77	10	10	14	14	46	14	14	92	92	92	90	90	90
Angus GEDDES (10)	7	10	14	14	92	46	14	92	92	14	14	90	19	76	76
Colin TURNER (14)	8	14	92	92	46	92	92	90	76	90	90	14	76	19	19
Bernard BAXTER (92)	9	92	77	46	77	76	90	76	90	76	76	14	14	14	14
Martin PIERACCINI (46)	10	46	46	77	90	77	76	77	40	40	40	40	40	40	40
Colin MURCHIE (17)	11	17	90	90	76	90	77	70	42	42	42	42	42	42	42
Hugh GRAHAM (76)	12	76	76	76	20	20	20	40	41	41	41	41	41	77	77
Henry CAMPBELL (90)	13	90	40	40	40	40	40	42	6	6	77	77	77	41	41
Laurie HUGHES (40)	14	40	17	20	41	17	42	41	77	77	6	6	6	6	6
Norman THOMPSON (41)	15	41	41	17	17	42	41	17	17	17	15	15	15	15	
Roy MacGREGOR (42)	16	42	20	41	42	41	17	6	15	15					
Dane CHRISTISON (15)	17	15	42	42	6	6	6	15							
Norman DIXON (20)	18	20	6	6	3	15	15								
Ian THOMAS (6)	19	6	15	15	15										
-	20														
-	21														

Classic Speedfair

Formula Ford 1600 Trophy

Knockhill 1.280 Miles

Race 17 - BRDC Golden Helmet / Sir Jackie Trophy

22/07/2007 16:35

Race (15 Laps)

2
[82] Peter DEMPSEY
[0]
4
[12] Noel DUNNE
[0]
6
[30] Mike GARDINER
[0]
8
[8] Paul DAGG
[0]
10
[66] Rory BUTCHER
[0]
12
[60] Wayne BOYD
[0]
14
[22] Elliot MASON
[0]
16
[2] Peter BARRABLE
[0]
18
[50] James COLE
[0]
20
[78] David HEADEN
[0]
22
[4] Graham LEGGET
[0]
24
[46] Martin PIERACCINI
[0]
26
[90] Henry CAMPBELL
[0]
28
[19] Andrew McGREGOR
[0]

1
[79] Joe TANNER
[0]
3
[1] Rory BARRABLE
[0]
5
[35] Robert GREGAN
[0]
7
[39] Noel CAREY
[0]
9
[69] Patrick McKENNA
[0]
11
[21] Alan KIRKCALDY
[0]
13
[5] Stuart THORBURN
[0]
15
[75] John FERGUSON
[0]
17
[7] Craig BRUNTON
[0]
19
[23] Andrew CHESHER
[0]
21
[26] Neville SMITH
[0]
23
[10] Angus GEDDES
[0]
25
[92] Bernard BAXTER
[0]
27
[76] Hugh GRAHAM
[0]

1
2
3
4
5
6
7
8
9
10
11
12
13
14

Classic Speedfair

Sorted on Laps

Formula Ford 1600 Trophy

Knockhill 1.280 Miles

Race 17 - BRDC Golden Helmet / Sir Jackie Trophy

22/07/2007 16:35

Race (15 Laps)

Pos	No.	Name	Make/Model	CC	Class Cod	Laps	Total Tm	Diff	Avg. Speed	Best Tm	1 Lap
1	82	Peter DEMPSEY	Ray GR05	1600	IFF	15	14:04.418	-	81.855	55.252	12
2	60	Wayne BOYD	Van Diemen	1600	IFF	15	14:07.057	+2.639	81.600	55.228	7
3	79	Joe TANNER	Swift SC95	1600	IFF	15	14:07.900	+3.482	81.519	55.478	7
4	1	Rory BARRABLE	Swift SC92	1600	IFF	15	14:08.843	+4.425	81.428	55.775	5
5	12	Noel DUNNE	Van Diemen RF92	1600	IFF	15	14:15.569	+11.151	80.788	55.295	13
6	69	Patrick McKENNA	Ray GR07	1600	IFF	15	14:16.832	+12.414	80.669	55.945	10
7	2	Peter BARRABLE	Ray GR06	1600	IFF	15	14:22.088	+17.670	80.177	56.056	8
8	66	Rory BUTCHER	Van Diemen	1600	FF16A	15	14:22.345	+17.927	80.153	56.297	4
9	39	Noel CAREY	Ray GR06	1600	IFF	15	14:22.503	+18.085	80.139	56.276	13
10	22	Elliot MASON	Van Diemen	1600	FF16A	15	14:23.155	+18.737	80.078	56.217	14
11	26	Neville SMITH	Ray GR07	1600	IFF	15	14:24.179	+19.761	79.983	55.955	15
12	50	James COLE	Van Diemen	1600	FF16A	15	14:30.377	+25.959	79.414	56.437	11
13	5	Stuart THORBURN	Van Diemen	1800	FF16A	15	14:30.721	+26.303	79.382	56.540	12
14	21	Alan KIRKCALDY	Van Diemen	1600	FF16A	15	14:30.891	+26.473	79.367	56.431	12
15	75	John FERGUSON	Raynard FF88	1600	IFF	15	14:35.960	+31.542	78.908	57.074	8
16	4	Graham LEGGET	Crossle	1600	FF16A	15	14:54.693	+50.275	77.255	58.391	5
17	76	Hugh GRAHAM	Reynard FF84	1600	IFF	15	14:55.558	+51.140	77.181	58.379	11
18	46	Martin PIERACCINI	Van Diemen	1600	FF16A	15	14:55.784	+51.366	77.161	58.131	5
19	90	Henry CAMPBELL	Reynard FF84	1600	IFF	15	14:56.255	+51.837	77.121	57.950	7
20	10	Angus GEDDES	Van Diemen	1600	FF16BN	15	14:58.509	+54.091	76.927	58.125	14
21	92	Bernard BAXTER	Crossle 32F	1600	IFF	15	14:59.710	+55.292	76.825	58.423	5
22	19	Andrew McGREGOR	Van Diemen	1600	FF16A	14	14:06.529	1 Lap	76.208	59.024	10

Not classified (80% = 12 Laps)

DNF	30	Mike GARDINER	Van Diemen	1600	FF16A	14	13:45.283	-	78.169	55.255	13
DNF	35	Robert GREGAN	Swift SC92	1600	IFF	13	12:51.114	-	77.685	56.002	6
DNF	78	David HEADEN	Swift	1600	FF16A	13	13:00.009	-	76.799	58.355	12
DNF	8	Paul DAGG	Van Diemen RF92	1600	IFF	12	11:40.667	-	78.919	55.400	9
DNF	7	Craig BRUNTON	Van Diemen	1600	FF16A	11	10:57.323	-	77.113	57.502	8
DNF	23	Andrew CHESHER	Van Diemen	1600	FF16A	1	1:27.225	-	52.828	----	1

Announcements

New Track Record (55.255) for SMRC FF1600 (A) by Mike GARDINER.

New Track Record (55.228) for Irish FF1600 by Wayne BOYD.

Margin of Victory	Avg. Speed	Best Lap Tm	Best Spd	Best Lap by
+2.639	81.855	55.228	83.436	[60] Wayne BOYD

Printed: 22/07/2007 17:06:26

1 Motorsports Automatic Race Timing (SMART)

Chief Timekeeper - Ian Sharp

Orbits 3

Clerk of the Course

www.amb-it.com

Sig.

Time

www.mylaps.com

Results can be downloaded at www.smart-timing.co.uk

Page 1/1

Classic Speedfair

Formula Ford 1600 Trophy

Knockhill 1.280 Miles

Race 17 - BRDC Golden Helmet / Sir Jackie Trophy

22/07/2007 16:35

Race (15 Laps)

Lap	Lap Tm	Diff	Time of Day
(82) Peter DEMPSEY			
1	-:--		16:50:15.444
2	56.396	+1.144	16:51:11.840
3	56.633	+1.381	16:52:08.473
4	56.672	+1.420	16:53:05.145
5	56.059	+0.807	16:54:01.204
6	55.729	+0.477	16:54:56.933
7	55.781	+0.529	16:55:52.714
8	56.582	+1.330	16:56:49.296
9	55.863	+0.611	16:57:45.159
10	56.164	+0.912	16:58:41.323
11	55.464	+0.212	16:59:36.787
12	55.252	-	17:00:32.039
13	55.257	+0.005	17:01:27.296
14	55.495	+0.243	17:02:22.791
15	56.700	+1.448	17:03:19.491
Best Tm: 55.252			

Lap	Lap Tm	Diff	Time of Day
(60) Wayne BOYD			
1	-:--		16:50:18.433
2	58.393	+3.165	16:51:16.826
3	56.539	+1.311	16:52:13.365
4	55.886	+0.658	16:53:09.251
5	55.651	+0.423	16:54:04.902
6	55.451	+0.223	16:55:00.353
7	55.228	-	16:55:55.581
8	56.511	+1.283	16:56:52.092
9	56.620	+1.392	16:57:48.712
10	55.287	+0.059	16:58:43.999
11	55.256	+0.028	16:59:39.255
12	56.416	+1.188	17:00:35.671
13	55.241	+0.013	17:01:30.912
14	55.567	+0.339	17:02:26.479
15	55.651	+0.423	17:03:22.130
Best Tm: 55.228			

Lap	Lap Tm	Diff	Time of Day
(79) Joe TANNER			
1	-:--		16:50:14.353
2	56.851	+1.373	16:51:11.204
3	56.893	+1.415	16:52:08.097
4	56.571	+1.093	16:53:04.668
5	56.977	+1.499	16:54:01.645
6	56.089	+0.611	16:54:57.734
7	55.478	-	16:55:53.212
8	56.260	+0.782	16:56:49.472
9	56.000	+0.522	16:57:45.472
10	56.254	+0.776	16:58:41.726
11	55.798	+0.320	16:59:37.524
12	56.268	+0.790	17:00:33.792
13	56.074	+0.596	17:01:29.866
14	56.361	+0.883	17:02:26.227
15	56.746	+1.268	17:03:22.973
Best Tm: 55.478			

Lap	Lap Tm	Diff	Time of Day
(1) Rory BARRABLE			
1	-:--		16:50:15.560
2	56.528	+0.753	16:51:12.088
3	56.501	+0.726	16:52:08.589

Lap	Lap Tm	Diff	Time of Day
4	56.386	+0.611	16:53:04.975
5	55.775	-	16:54:00.750
6	55.878	+0.103	16:54:56.628
7	55.890	+0.115	16:55:52.518
8	56.286	+0.511	16:56:48.804
9	56.082	+0.307	16:57:44.886
10	56.534	+0.759	16:58:41.420
11	56.002	+0.227	16:59:37.422
12	56.086	+0.311	17:00:33.508
13	56.508	+0.733	17:01:30.016
14	57.874	+2.099	17:02:27.890
15	56.026	+0.251	17:03:23.916
Best Tm: 55.775			

Lap	Lap Tm	Diff	Time of Day
(12) Noel DUNNE			
1	-:--		16:50:14.682
2	56.414	+1.119	16:51:11.096
3	56.775	+1.480	16:52:07.871
4	56.326	+1.031	16:53:04.197
5	56.036	+0.741	16:54:00.233
6	55.892	+0.597	16:54:56.125
7	55.828	+0.533	16:55:51.953
8	55.807	+0.512	16:56:47.760
9	55.835	+0.540	16:57:43.595
10	55.934	+0.639	16:58:39.529
11	55.571	+0.276	16:59:35.100
12	55.563	+0.268	17:00:30.663
13	55.295	-	17:01:25.958
14	1:07.283	+11.988	17:02:33.241
15	57.401	+2.106	17:03:30.642
Best Tm: 55.295			

Lap	Lap Tm	Diff	Time of Day
(69) Patrick McKENNA			
1	-:--		16:50:18.550
2	58.428	+2.483	16:51:16.978
3	56.860	+0.915	16:52:13.838
4	56.400	+0.455	16:53:10.238
5	56.809	+0.864	16:54:07.047
6	57.650	+1.705	16:55:04.697
7	56.915	+0.970	16:56:01.612
8	56.052	+0.107	16:56:57.664
9	57.284	+1.339	16:57:54.948
10	55.945	-	16:58:50.893
11	56.081	+0.136	16:59:46.974
12	56.204	+0.259	17:00:43.178
13	56.170	+0.225	17:01:39.348
14	55.999	+0.054	17:02:35.347
15	56.558	+0.613	17:03:31.905
Best Tm: 55.945			

Lap	Lap Tm	Diff	Time of Day
(2) Peter BARRABLE			
1	-:--		16:50:21.181
2	57.460	+1.404	16:51:18.641
3	57.317	+1.261	16:52:15.958
4	57.117	+1.061	16:53:13.075
5	56.487	+0.431	16:54:09.562
6	56.584	+0.528	16:55:06.146
7	56.662	+0.606	16:56:02.808
8	56.056	-	16:56:58.864
9	56.867	+0.811	16:57:55.731

Lap	Lap Tm	Diff	Time of Day
10	56.575	+0.519	16:58:52.306
11	57.240	+1.184	16:59:49.546
12	56.706	+0.650	17:00:46.252
13	56.289	+0.233	17:01:42.541
14	57.280	+1.224	17:02:39.821
15	57.340	+1.284	17:03:37.161
Best Tm: 56.056			

Lap	Lap Tm	Diff	Time of Day
(66) Rory BUTCHER			
1	-:--		16:50:18.765
2	58.465	+2.168	16:51:17.230
3	57.201	+0.904	16:52:14.431
4	56.297	-	16:53:10.728
5	56.330	+0.033	16:54:07.058
6	57.568	+1.271	16:55:04.626
7	56.618	+0.321	16:56:01.244
8	56.580	+0.283	16:56:57.824
9	57.857	+1.560	16:57:55.681
10	56.974	+0.677	16:58:52.655
11	56.672	+0.375	16:59:49.327
12	56.627	+0.330	17:00:45.954
13	56.432	+0.135	17:01:42.386
14	57.387	+1.090	17:02:39.773
15	57.645	+1.348	17:03:37.418
Best Tm: 56.297			

Lap	Lap Tm	Diff	Time of Day
(39) Noel CAREY			
1	-:--		16:50:17.407
2	1:00.719	+4.443	16:51:18.126
3	58.708	+2.432	16:52:16.834
4	57.359	+1.083	16:53:14.193
5	56.573	+0.297	16:54:10.766
6	56.859	+0.583	16:55:07.625
7	56.673	+0.397	16:56:04.298
8	56.385	+0.109	16:57:00.683
9	56.871	+0.595	16:57:57.554
10	56.567	+0.291	16:58:54.121
11	56.285	+0.009	16:59:50.406
12	56.554	+0.278	17:00:46.960
13	56.276	-	17:01:43.236
14	56.878	+0.602	17:02:40.114
15	57.462	+1.186	17:03:37.576
Best Tm: 56.276			

Lap	Lap Tm	Diff	Time of Day
(22) Elliot MASON			
1	-:--		16:50:20.095
2	57.755	+1.538	16:51:17.850
3	57.577	+1.360	16:52:15.427
4	57.452	+1.235	16:53:12.879
5	57.644	+1.427	16:54:10.523
6	57.413	+1.196	16:55:07.936
7	57.039	+0.822	16:56:04.975
8	56.985	+0.768	16:57:01.960
9	56.824	+0.607	16:57:58.784
10	56.496	+0.279	16:58:55.280
11	56.333	+0.116	16:59:51.613
12	56.300	+0.083	17:00:47.913
13	56.285	+0.068	17:01:44.198
14	56.217	-	17:02:40.415
15	57.813	+1.596	17:03:38.228

Classic Speedfair

Formula Ford 1600 Trophy

Knockhill 1.280 Miles

Race 17 - BRDC Golden Helmet / Sir Jackie Trophy

22/07/2007 16:35

Race (15 Laps)

Lap	Lap Tm	Diff	Time of Day
Best Tm: 56.217			
(26) Neville SMITH			
1	-:--		16:50:23.399
2	58.799	+2.844	16:51:22.198
3	56.808	+0.853	16:52:19.006
4	57.010	+1.055	16:53:16.016
5	56.834	+0.879	16:54:12.850
6	56.828	+0.873	16:55:09.678
7	57.065	+1.110	16:56:06.743
8	56.813	+0.858	16:57:03.556
9	56.947	+0.992	16:58:00.503
10	56.580	+0.625	16:58:57.083
11	56.708	+0.753	16:59:53.791
12	57.340	+1.385	17:00:51.131
13	56.101	+0.146	17:01:47.232
14	56.065	+0.110	17:02:43.297
15	55.955	-	17:03:39.252
Best Tm: 55.955			

Lap	Lap Tm	Diff	Time of Day
(50) James COLE			
1	-:--		16:50:23.296
2	57.985	+1.548	16:51:21.281
3	57.211	+0.774	16:52:18.492
4	57.681	+1.244	16:53:16.173
5	57.087	+0.650	16:54:13.260
6	56.810	+0.373	16:55:10.070
7	57.582	+1.145	16:56:07.652
8	58.175	+1.738	16:57:05.827
9	57.818	+1.381	16:58:03.645
10	56.711	+0.274	16:59:00.356
11	56.437	-	16:59:56.793
12	57.123	+0.686	17:00:53.916
13	57.705	+1.268	17:01:51.621
14	56.684	+0.247	17:02:48.305
15	57.145	+0.708	17:03:45.450
Best Tm: 56.437			

Lap	Lap Tm	Diff	Time of Day
(5) Stuart THORBURN			
1	-:--		16:50:22.183
2	57.725	+1.185	16:51:19.908
3	57.491	+0.951	16:52:17.399
4	57.847	+1.307	16:53:15.246
5	57.563	+1.023	16:54:12.809
6	58.162	+1.622	16:55:10.971
7	57.097	+0.557	16:56:08.068
8	57.780	+1.240	16:57:05.848
9	57.678	+1.138	16:58:03.526
10	57.288	+0.748	16:59:00.814
11	57.104	+0.564	16:59:57.918
12	56.540	-	17:00:54.458
13	57.646	+1.106	17:01:52.104
14	56.662	+0.122	17:02:48.766
15	57.028	+0.488	17:03:45.794
Best Tm: 56.540			

Lap	Lap Tm	Diff	Time of Day
(21) Alan KIRKCALDY			
1	-:--		16:50:19.952

Lap	Lap Tm	Diff	Time of Day
2	59.095	+2.664	16:51:19.047
3	57.698	+1.267	16:52:16.745
4	57.813	+1.382	16:53:14.558
5	58.581	+2.150	16:54:13.139
6	58.144	+1.713	16:55:11.283
7	57.032	+0.601	16:56:08.315
8	57.925	+1.494	16:57:06.240
9	57.781	+1.350	16:58:04.021
10	57.092	+0.661	16:59:01.113
11	57.134	+0.703	16:59:58.247
12	56.431	-	17:00:54.678
13	57.610	+1.179	17:01:52.288
14	56.795	+0.364	17:02:49.083
15	56.881	+0.450	17:03:45.964
Best Tm: 56.431			

Lap	Lap Tm	Diff	Time of Day
(75) John FERGUSON			
1	-:--		16:50:21.130
2	58.336	+1.262	16:51:19.466
3	57.679	+0.605	16:52:17.145
4	57.704	+0.630	16:53:14.849
5	57.636	+0.562	16:54:12.485
6	57.129	+0.055	16:55:09.614
7	57.968	+0.894	16:56:07.582
8	57.074	-	16:57:04.656
9	57.440	+0.366	16:58:02.096
10	57.287	+0.213	16:58:59.383
11	57.084	+0.010	16:59:56.467
12	57.337	+0.263	17:00:53.804
13	1:01.696	+4.622	17:01:55.500
14	57.413	+0.339	17:02:52.913
15	58.120	+1.046	17:03:51.033
Best Tm: 57.074			

Lap	Lap Tm	Diff	Time of Day
(4) Graham LEGGET			
1	-:--		16:50:23.877
2	59.348	+0.957	16:51:23.225
3	58.827	+0.436	16:52:22.052
4	58.622	+0.231	16:53:20.674
5	58.391	-	16:54:19.065
6	58.722	+0.331	16:55:17.787
7	58.790	+0.399	16:56:16.577
8	58.527	+0.136	16:57:15.104
9	59.396	+1.005	16:58:14.500
10	59.357	+0.966	16:59:13.857
11	59.483	+1.092	17:00:13.340
12	59.227	+0.836	17:01:12.567
13	58.895	+0.504	17:02:11.462
14	58.957	+0.566	17:03:10.419
15	59.347	+0.956	17:04:09.766
Best Tm: 58.391			

Lap	Lap Tm	Diff	Time of Day
(76) Hugh GRAHAM			
1	-:--		16:50:26.295
2	1:00.388	+2.009	16:51:26.683
3	59.010	+0.631	16:52:25.693
4	59.216	+0.837	16:53:24.909
5	58.710	+0.331	16:54:23.619
6	58.791	+0.412	16:55:22.410
7	58.718	+0.339	16:56:21.128

Lap	Lap Tm	Diff	Time of Day
8	58.806	+0.427	16:57:19.934
9	58.849	+0.470	16:58:18.783
10	58.997	+0.618	16:59:17.780
11	58.379	-	17:00:16.159
12	58.572	+0.193	17:01:14.731
13	58.531	+0.152	17:02:13.262
14	58.904	+0.525	17:03:12.166
15	58.465	+0.086	17:04:10.631
Best Tm: 58.379			

Lap	Lap Tm	Diff	Time of Day
(46) Martin PIERACCINI			
1	-:--		16:50:26.506
2	1:00.908	+2.777	16:51:27.414
3	59.165	+1.034	16:52:26.579
4	59.434	+1.303	16:53:26.013
5	58.131	-	16:54:24.144
6	58.376	+0.245	16:55:22.520
7	59.382	+1.251	16:56:21.902
8	58.468	+0.337	16:57:20.370
9	58.555	+0.424	16:58:18.925
10	59.111	+0.980	16:59:18.036
11	58.766	+0.635	17:00:16.802
12	58.352	+0.221	17:01:15.154
13	58.355	+0.224	17:02:13.509
14	59.194	+1.063	17:03:12.703
15	58.154	+0.023	17:04:10.857
Best Tm: 58.131			

Lap	Lap Tm	Diff	Time of Day
(90) Henry CAMPBELL			
1	-:--		16:50:25.799
2	59.881	+1.931	16:51:25.680
3	59.770	+1.820	16:52:25.450
4	58.706	+0.756	16:53:24.156
5	58.700	+0.750	16:54:22.856
6	58.931	+0.981	16:55:21.787
7	57.950	-	16:56:19.737
8	58.762	+0.812	16:57:18.499
9	58.840	+0.890	16:58:17.339
10	59.542	+1.592	16:59:16.881
11	1:00.666	+2.716	17:00:17.547
12	57.992	+0.042	17:01:15.539
13	58.151	+0.201	17:02:13.690
14	59.232	+1.282	17:03:12.922
15	58.406	+0.456	17:04:11.328
Best Tm: 57.950			

Lap	Lap Tm	Diff	Time of Day
(10) Angus GEDDES			
1	-:--		16:50:25.207
2	59.878	+1.753	16:51:25.085
3	59.644	+1.519	16:52:24.729
4	58.626	+0.501	16:53:23.355
5	59.138	+1.013	16:54:22.493
6	58.841	+0.716	16:55:21.334
7	58.155	+0.030	16:56:19.489
8	59.181	+1.056	16:57:18.670
9	58.830	+0.705	16:58:17.500
10	59.895	+1.770	16:59:17.395
11	1:01.848	+3.723	17:00:19.243
12	58.295	+0.170	17:01:17.538
13	58.525	+0.400	17:02:16.063

Printed: 22/07/2007 17:06:48

British Motorsports Automatic Race Timing (SMART)

Chief Timekeeper - Ian Sharp

Clerk of the Course

Sig. Time

Results can be downloaded at www.smart-timing.co.uk

Orbits 3

www.amb-it.com

www.mylaps.com

Classic Speedfair

Formula Ford 1600 Trophy

Knockhill 1.280 Miles

Race 17 - BRDC Golden Helmet / Sir Jackie Trophy

22/07/2007 16:35

Race (15 Laps)

Lap	Lap Tm	Diff	Time of Day
14	58.125	-	17:03:14.188
15	59.394	+1.269	17:04:13.582
Best Tm: 58.125			

(92) Bernard BAXTER

Lap	Lap Tm	Diff	Time of Day
1	-:---		16:50:25.901
2	1:01.005	+2.582	16:51:26.906
3	59.271	+0.848	16:52:26.177
4	1:00.569	+2.146	16:53:26.746
5	58.423	-	16:54:25.169
6	58.563	+0.140	16:55:23.732
7	58.589	+0.166	16:56:22.321
8	59.067	+0.644	16:57:21.388
9	58.789	+0.366	16:58:20.177
10	58.849	+0.426	16:59:19.026
11	59.225	+0.802	17:00:18.251
12	58.596	+0.173	17:01:16.847
13	59.300	+0.877	17:02:16.147
14	59.417	+0.994	17:03:15.564
15	59.219	+0.796	17:04:14.783
Best Tm: 58.423			

(19) Andrew McGREGOR

Lap	Lap Tm	Diff	Time of Day
1	-:---		16:50:27.090
2	1:00.311	+1.287	16:51:27.401
3	59.769	+0.745	16:52:27.170
4	1:00.018	+0.994	16:53:27.188
5	59.112	+0.088	16:54:26.300
6	59.181	+0.157	16:55:25.481
7	59.216	+0.192	16:56:24.697
8	59.580	+0.556	16:57:24.277
9	59.647	+0.623	16:58:23.924
10	59.024	-	16:59:22.948
11	1:00.134	+1.110	17:00:23.082
12	59.369	+0.345	17:01:22.451
13	59.322	+0.298	17:02:21.773
14	59.829	+0.805	17:03:21.602
Best Tm: 59.024			

(30) Mike GARDINER

Lap	Lap Tm	Diff	Time of Day
1	-:---		16:50:16.865
2	56.909	+1.654	16:51:13.774
3	56.579	+1.324	16:52:10.353
4	56.432	+1.177	16:53:06.785
5	55.837	+0.582	16:54:02.622
6	55.877	+0.622	16:54:58.499
7	55.662	+0.407	16:55:54.161
8	56.030	+0.775	16:56:50.191
9	56.055	+0.800	16:57:46.246
10	55.761	+0.506	16:58:42.007
11	55.927	+0.672	16:59:37.934
12	58.251	+2.996	17:00:36.185
13	55.255	-	17:01:31.440
14	1:28.916	+33.661	17:03:00.356
Best Tm: 55.255			

(35) Robert GREGAN

Lap	Lap Tm	Diff	Time of Day
1	-:---		16:50:16.866

Lap	Lap Tm	Diff	Time of Day
2	56.788	+0.786	16:51:13.654
3	56.497	+0.495	16:52:10.151
4	56.318	+0.316	16:53:06.469
5	56.544	+0.542	16:54:03.013
6	56.002	-	16:54:59.015
7	56.262	+0.260	16:55:55.277
8	56.822	+0.820	16:56:52.099
9	57.836	+1.834	16:57:49.935
10	1:00.420	+4.418	16:58:50.355
11	1:02.910	+6.908	16:59:53.265
12	1:03.837	+7.835	17:00:57.102
13	1:09.085	+13.083	17:02:06.187
Best Tm: 56.002			

(78) David HEADEN

Lap	Lap Tm	Diff	Time of Day
1	-:---		16:50:25.047
2	1:00.468	+2.113	16:51:25.515
3	59.655	+1.300	16:52:25.170
4	58.714	+0.359	16:53:23.884
5	58.470	+0.115	16:54:22.354
6	59.782	+1.427	16:55:22.136
7	59.506	+1.151	16:56:21.642
8	59.384	+1.029	16:57:21.026
9	58.851	+0.496	16:58:19.877
10	58.683	+0.328	16:59:18.560
11	59.296	+0.941	17:00:17.856
12	58.355	-	17:01:16.211
13	58.871	+0.516	17:02:15.082
Best Tm: 58.355			

(8) Paul DAGG

Lap	Lap Tm	Diff	Time of Day
1	-:---		16:50:16.996
2	57.420	+2.020	16:51:14.416
3	56.134	+0.734	16:52:10.550
4	56.950	+1.550	16:53:07.500
5	55.669	+0.269	16:54:03.169
6	56.448	+1.048	16:54:59.617
7	55.573	+0.173	16:55:55.190
8	56.434	+1.034	16:56:51.624
9	55.400	-	16:57:47.024
10	55.460	+0.060	16:58:42.484
11	55.694	+0.294	16:59:38.178
12	1:17.562	+22.162	17:00:55.740
Best Tm: 55.400			

(7) Craig BRUNTON

Lap	Lap Tm	Diff	Time of Day
1	-:---		16:50:23.269
2	59.251	+1.749	16:51:22.520
3	57.983	+0.481	16:52:20.503
4	57.874	+0.372	16:53:18.377
5	57.975	+0.473	16:54:16.352
6	57.750	+0.248	16:55:14.102
7	57.591	+0.089	16:56:11.693
8	57.502	-	16:57:09.195
9	57.824	+0.322	16:58:07.019
10	57.946	+0.444	16:59:04.965
11	1:07.431	+9.929	17:00:12.396
Best Tm: 57.502			

Lap	Lap Tm	Diff	Time of Day
(23) Andrew CHESHER			
1	-:---		16:50:42.298
Best Tm: -:---			


Formula Ford 1600 Trophy

Knockhill 1.280 Miles

Race 17 - BRDC Golden Helmet / Sir Jackie Trophy

22/07/2007 16:35

Race (15 Laps)



Competitors	Laps															
	1	2	3	4	5	6	7	8	9	10	11	12	13	14	15	
Joe TANNER (79)	1	79	12	12	12	12	12	12	12	12	12	12	12	82	82	
Noel DUNNE (12)	2	12	79	79	79	1	1	1	1	82	82	82	82	79	60	
Peter DEMPSEY (82)	3	82	82	82	1	82	82	82	82	1	1	1	79	60	79	
Rory BARRABLE (1)	4	1	1	82	79	79	79	79	79	79	79	79	1	1	1	
Mike GARDINER (30)	5	30	35	35	35	30	30	30	30	30	30	60	60	12	12	
Robert GREGAN (35)	6	35	30	30	30	35	35	8	8	8	8	8	30	30	69	69
Paul DAGG (8)	7	8	8	8	8	8	35	60	60	60	60	69	69	66	2	
Noel CAREY (39)	8	39	60	60	60	60	60	35	35	35	69	66	66	2	66	
Wayne BOYD (60)	9	60	69	69	69	66	66	69	69	69	66	2	2	39	39	
Patrick McKENNA (69)	10	69	66	66	66	66	69	69	66	66	2	2	39	39	22	22
Rory BUTCHER (66)	11	66	22	22	22	2	2	2	2	2	66	39	22	22	26	26
Alan KIRKCALDY (21)	12	21	39	2	2	22	39	39	39	39	39	22	26	26	50	50
Elliot MASON (22)	13	22	2	21	39	39	22	22	22	22	22	35	75	50	5	5
John FERGUSON (75)	14	75	21	39	21	75	75	26	26	26	26	26	50	5	21	21
Peter BARRABLE (2)	15	2	75	75	75	5	26	75	75	75	75	75	5	21	75	75
Stuart THORBURN (5)	16	5	5	5	5	26	50	50	50	5	50	50	21	75	30	4
Craig BRUNTON (7)	17	7	50	50	26	21	5	5	5	50	5	5	8	35	4	76
James COLE (50)	18	50	26	26	50	50	21	21	21	21	21	21	35	4	76	46
Neville SMITH (26)	19	26	7	7	7	7	7	7	7	7	7	7	4	76	46	90
Graham LEGGET (4)	20	4	4	4	4	4	4	4	4	4	4	4	76	46	90	10
David HEADEN (78)	21	78	10	10	10	78	10	10	90	90	90	76	46	90	10	92
Angus GEDDES (10)	22	10	78	78	78	10	90	90	10	10	10	46	90	78	92	
Henry CAMPBELL (90)	23	90	90	90	90	90	78	76	76	76	76	90	78	10	19	
Bernard BAXTER (92)	24	92	76	76	76	76	76	78	46	46	46	78	92	92		
Hugh GRAHAM (76)	25	76	92	92	46	46	46	46	78	78	78	92	10	19		
Martin PIERACCINI (46)	26	46	19	46	92	92	92	92	92	92	92	10	19			
Andrew McGREGOR (19)	27	19	46	19	19	19	19	19	19	19	19	19	19			
Andrew CHESHER (23)	28	23														

Scottish Classic Sports & Saloons

Knockhill 1.280 Miles

Race 15 - Derek Butcher Trophy

22/07/2007 14:45

Race (15 Laps)

Pos	No.	Name	Make/Model	CC	Class	Laps	Total Tm	Diff	Avg. Speed	Best Tm	Laps
1	8	John FYDA	Lotus 23B	1600	Invt	15	15:13.518	-	75.663	59.371	11
2	96	Mark CAMPBELL	Triumph TR5	2600	CSSC	15	15:15.574	+2.056	75.494	59.565	12
3	87	Al FLEMING	Lotus Elan	1558	CSSB	15	15:40.744	+27.226	73.474	1:01.081	12
4	4	Stan BERNARD	Porsche 911	2687	CSSC	15	15:44.790	+31.272	73.159	1:01.044	13
5	2	Oily ROSS	Lotus Europa	1600	CSSB	15	15:47.818	+34.300	72.925	1:01.646	11
6	68	Alasdair THOM	Morgan	4500	CSSC	15	16:00.599	+47.081	71.955	1:01.840	11
7	72	Willy TOYE	Triumph TR8	3500	CSSC	15	16:04.937	+51.419	71.632	1:02.979	4
8	5	Matthew GORDON	Porsche 911	2700	CSSC	15	16:06.923	+53.405	71.484	1:02.065	15
9	22	Jim GRANT	Lotus Elan	1600	CSSB	14	15:16.889	1 Lap	70.360	1:03.886	7
10	65	Andrew SMITH	Marcos 1800GT	1800	CSSB	14	15:21.294	+4.405	70.023	1:04.217	9
11	66	Ian LONGFORD	Ford Escort	2000	CSSC	14	15:26.090	+9.201	69.661	1:04.107	10
12	15	Donald LAIRD	Lotus Elan	1558	CSSB	14	15:34.097	+17.208	69.063	1:05.303	6
13	85	Stephen BOND	MGB	1850	CSSC	14	15:42.933	+26.044	68.416	1:05.509	11
14	6	George LEITCH	Mini Ogle	1300	CSSA	14	15:59.676	+42.787	67.223	1:06.889	5
15	27	Steven SWAN	Renault Gordini	1546	CSSB	14	16:08.972	+52.083	66.578	1:07.976	7
16	11	Ian MORTON	MG Midget	1380	CSSA	13	15:31.036	2 Laps	64.341	1:09.017	9
17	10	Andy WALKER	Ford Escort	1600	CSSB	13	15:33.729	+2.693	64.156	1:08.363	10
18	16	Colin BEVERAGE	Alfa Sud	1490	CSSB	13	15:33.760	+2.724	64.153	1:09.336	10
19	9	Eoghan MACKIE	Alpine Renault	1550	CSSB	13	15:34.514	+3.478	64.102	1:09.014	9
20	28	Cameron STEPHEN	Lotus 23B	1600	Invt	13	15:50.805	+19.769	63.003	59.455	2
21	26	Liz SWAN	Renault 8	1397	CSSA	12	15:21.270	3 Laps	60.021	1:14.489	2
22	7	Oliver GOODFELLOW	Terrier Mk2	1000	CSSA	12	15:24.208	+2.938	59.831	1:14.004	7

Not classified (80% = 12 Laps)

DNF	14	Tim REID	Alfa Romeo Guilletta	1598	CSSB	11	13:21.606	-	63.233	1:10.045	9
DNF	30	Michael CONNON	Lotus Sunbeam	1558	CSSC	4	4:19.388	-	71.059	1:02.477	2
DNS	20	Douglas LAWSON	MGB	1850	CSSC	0	----	-	-	----	0
DNS	47	Richard F LAWSON	Lotus Cortina	1558	CSSB	0	----	-	-	----	0
DNS	19	Michelle KIRKPATRICK	MGB	1860	CSSC	0	----	-	-	----	0
DNS	33	Richard LAWSON	Lotus 23B	1558	Invt	0	----	-	-	----	0

Announcements

New Track Record (1:06.889) for SMRC Classic S/S (A) by George LEITCH.

New Track Record (59.565) for SMRC Classic S/S (C) by Mark CAMPBELL.

Margin of Victory	Avg. Speed	Best Lap Tm	Best Spd	Best Lap by
+2.056	75.663	59.371	77.614	[8] John FYDA

Printed: 25/07/2007 18:34:53

Scottish Motorsports Automatic Race Timing (SMART)

Chief Timekeeper - Ian Sharp

Orbits 3

Clerk of the Course

www.amb-it.com

Sig.

Time

www.mylaps.com

Results can be downloaded at www.smart-timing.co.uk

Classic Speedfair

Scottish Classic Sports & Saloons

Knockhill 1.280 Miles

Race 15 - Derek Butcher Trophy

22/07/2007 14:45

Race (15 Laps)

Lap	Lap Tm	Diff	Time of Day
(8) John FYDA			
1	-:--		15:17:18.035
2	1:00.079	+0.708	15:18:18.114
3	1:00.464	+1.093	15:19:18.578
4	59.800	+0.429	15:20:18.378
5	1:01.117	+1.746	15:21:19.495
6	1:02.630	+3.259	15:22:22.125
7	59.727	+0.356	15:23:21.852
8	59.540	+0.169	15:24:21.392
9	1:00.180	+0.809	15:25:21.572
10	1:00.333	+0.962	15:26:21.905
11	59.371	-	15:27:21.276
12	59.739	+0.368	15:28:21.015
13	1:01.291	+1.920	15:29:22.306
14	59.377	+0.006	15:30:21.683
15	1:03.511	+4.140	15:31:25.194
Best Tm: 59.371			

Lap	Lap Tm	Diff	Time of Day
(96) Mark CAMPBELL			
1	-:--		15:17:17.200
2	1:00.239	+0.674	15:18:17.439
3	1:03.224	+3.659	15:19:20.663
4	59.895	+0.330	15:20:20.558
5	59.931	+0.366	15:21:20.489
6	1:02.284	+2.719	15:22:22.773
7	1:01.152	+1.587	15:23:23.925
8	59.686	+0.121	15:24:23.611
9	59.645	+0.080	15:25:23.256
10	1:01.392	+1.827	15:26:24.648
11	59.583	+0.018	15:27:24.231
12	59.565	-	15:28:23.796
13	1:00.797	+1.232	15:29:24.593
14	1:01.002	+1.437	15:30:25.595
15	1:01.655	+2.090	15:31:27.250
Best Tm: 59.565			

Lap	Lap Tm	Diff	Time of Day
(87) Al FLEMING			
1	-:--		15:17:21.936
2	1:02.508	+1.427	15:18:24.444
3	1:02.542	+1.461	15:19:26.986
4	1:02.606	+1.525	15:20:29.592
5	1:02.459	+1.378	15:21:32.051
6	1:02.712	+1.631	15:22:34.763
7	1:01.820	+0.739	15:23:36.583
8	1:02.992	+1.911	15:24:39.575
9	1:01.655	+0.574	15:25:41.230
10	1:01.959	+0.878	15:26:43.189
11	1:02.279	+1.198	15:27:45.468
12	1:01.081	-	15:28:46.549
13	1:02.126	+1.045	15:29:48.675
14	1:01.159	+0.078	15:30:49.834
15	1:02.586	+1.505	15:31:52.420
Best Tm: 1:01.081			

Lap	Lap Tm	Diff	Time of Day
(4) Stan BERNARD			
1	-:--		15:17:20.396
2	1:02.964	+1.920	15:18:23.360
3	1:04.822	+3.778	15:19:28.182
4	1:03.247	+2.203	15:20:31.429
5	1:03.461	+2.417	15:21:34.890
6	1:02.943	+1.899	15:22:37.833
7	1:01.733	+0.689	15:23:39.566
8	1:03.283	+2.239	15:24:42.849
9	1:02.217	+1.173	15:25:45.066
10	1:01.531	+0.487	15:26:46.597
11	1:01.801	+0.757	15:27:48.398
12	1:02.777	+1.733	15:28:51.175
13	1:01.044	-	15:29:52.219
14	1:01.513	+0.469	15:30:53.732
15	1:02.734	+1.690	15:31:56.466
Best Tm: 1:01.044			

Lap	Lap Tm	Diff	Time of Day
(2) Oily ROSS			
1	-:--		15:17:19.170
2	1:02.169	+0.523	15:18:21.339
3	1:04.171	+2.525	15:19:25.510
4	1:03.509	+1.863	15:20:29.019
5	1:03.430	+1.784	15:21:32.449
6	1:02.705	+1.059	15:22:35.154
7	1:02.608	+0.962	15:23:37.762
8	1:03.453	+1.807	15:24:41.215
9	1:02.259	+0.613	15:25:43.474
10	1:02.556	+0.910	15:26:46.030
11	1:01.646	-	15:27:47.676
12	1:03.906	+2.260	15:28:51.582
13	1:02.199	+0.553	15:29:53.781
14	1:02.359	+0.713	15:30:56.140
15	1:03.354	+1.708	15:31:59.494
Best Tm: 1:01.646			

Lap	Lap Tm	Diff	Time of Day
(68) Alasdair THOM			
1	-:--		15:17:25.239
2	1:06.116	+4.276	15:18:31.355
3	1:04.684	+2.844	15:19:36.039
4	1:04.755	+2.915	15:20:40.794
5	1:04.196	+2.356	15:21:44.990
6	1:03.081	+1.241	15:22:48.071
7	1:03.120	+1.280	15:23:51.191
8	1:02.762	+0.922	15:24:53.953
9	1:03.163	+1.323	15:25:57.116
10	1:03.243	+1.403	15:27:00.359
11	1:01.840	-	15:28:02.199
12	1:02.367	+0.527	15:29:04.566
13	1:02.513	+0.673	15:30:07.079
14	1:02.935	+1.095	15:31:10.014
15	1:02.261	+0.421	15:32:12.275
Best Tm: 1:01.840			

Lap	Lap Tm	Diff	Time of Day
(72) Willy TOYE			
1	-:--		15:17:25.135

Lap	Lap Tm	Diff	Time of Day
(5) Matthew GORDON			
1	-:--		15:17:21.053
2	1:03.898	+0.919	15:18:24.951
3	1:03.132	+0.153	15:19:28.083
4	1:02.979	-	15:20:31.062
5	1:03.010	+0.031	15:21:34.072
6	1:04.603	+1.624	15:22:38.675
7	1:03.551	+0.572	15:23:42.226
8	1:04.273	+1.294	15:24:46.499
9	1:03.544	+0.565	15:25:50.043
10	1:04.470	+1.491	15:26:54.513
11	1:04.115	+1.136	15:27:58.628
12	1:03.786	+0.807	15:29:02.414
13	1:04.732	+1.753	15:30:07.146
14	1:05.079	+2.100	15:31:12.225
15	1:04.388	+1.409	15:32:16.613
Best Tm: 1:02.979			

Lap	Lap Tm	Diff	Time of Day
(22) Jim GRANT			
1	-:--		15:17:28.111
2	1:05.401	+3.336	15:18:33.512
3	1:04.406	+2.341	15:19:37.918
4	1:06.309	+4.244	15:20:44.227
5	1:03.756	+1.691	15:21:47.983
6	1:03.120	+1.055	15:22:51.103
7	1:03.677	+1.612	15:23:54.780
8	1:03.000	+0.935	15:24:57.780
9	1:03.205	+1.140	15:26:00.985
10	1:03.312	+1.247	15:27:04.297
11	1:04.235	+2.170	15:28:08.532
12	1:02.857	+0.792	15:29:11.389
13	1:02.478	+0.413	15:30:13.867
14	1:02.667	+0.602	15:31:16.534
15	1:02.065	-	15:32:18.599
Best Tm: 1:02.065			

Lap	Lap Tm	Diff	Time of Day
(65) Andrew SMITH			
1	-:--		15:17:23.264
2	1:04.660	+0.774	15:18:27.924
3	1:05.051	+1.165	15:19:32.975
4	1:04.387	+0.501	15:20:37.362
5	1:04.931	+1.045	15:21:42.293
6	1:04.408	+0.522	15:22:46.701
7	1:03.886	-	15:23:50.587
8	1:04.232	+0.346	15:24:54.819
9	1:04.195	+0.309	15:25:59.014
10	1:05.945	+2.059	15:27:04.959
11	1:05.348	+1.462	15:28:10.307
12	1:04.200	+0.314	15:29:14.507
13	1:04.321	+0.435	15:30:18.828
14	1:09.737	+5.851	15:31:28.565
Best Tm: 1:03.886			

Lap	Lap Tm	Diff	Time of Day
(65) Andrew SMITH			
1	-:--		15:17:25.135

Classic Speedfair

Scottish Classic Sports & Saloons

Knockhill 1.280 Miles

Race 15 - Derek Butcher Trophy

22/07/2007 14:45

Race (15 Laps)

Lap	Lap Tm	Diff	Time of Day
2	1:06.076	+1.859	15:18:31.211
3	1:06.876	+2.659	15:19:38.087
4	1:06.173	+1.956	15:20:44.260
5	1:04.907	+0.690	15:21:49.167
6	1:04.400	+0.183	15:22:53.567
7	1:04.860	+0.643	15:23:58.427
8	1:04.617	+0.400	15:25:03.044
9	1:04.217	-	15:26:07.261
10	1:04.391	+0.174	15:27:11.652
11	1:04.791	+0.574	15:28:16.443
12	1:06.245	+2.028	15:29:22.688
13	1:05.213	+0.996	15:30:27.901
14	1:05.069	+0.852	15:31:32.970

Best Tm: 1:04.217

(66) Ian LONGFORD

1	----		15:17:30.849
2	1:06.084	+1.977	15:18:36.933
3	1:04.567	+0.460	15:19:41.500
4	1:05.189	+1.082	15:20:46.689
5	1:05.563	+1.456	15:21:52.252
6	1:04.892	+0.785	15:22:57.144
7	1:04.533	+0.426	15:24:01.677
8	1:06.655	+2.548	15:25:08.332
9	1:04.499	+0.392	15:26:12.831
10	1:04.107	-	15:27:16.938
11	1:05.217	+1.110	15:28:22.155
12	1:05.128	+1.021	15:29:27.283
13	1:05.845	+1.738	15:30:33.128
14	1:04.638	+0.531	15:31:37.766

Best Tm: 1:04.107

(15) Donald LAIRD

1	----		15:17:26.653
2	1:06.200	+0.897	15:18:32.853
3	1:06.160	+0.857	15:19:39.013
4	1:06.963	+1.660	15:20:45.976
5	1:05.764	+0.461	15:21:51.740
6	1:05.303	-	15:22:57.043
7	1:06.415	+1.112	15:24:03.458
8	1:05.529	+0.226	15:25:08.987
9	1:05.810	+0.507	15:26:14.797
10	1:05.670	+0.367	15:27:20.467
11	1:06.102	+0.799	15:28:26.569
12	1:05.473	+0.170	15:29:32.042
13	1:05.406	+0.103	15:30:37.448
14	1:08.325	+3.022	15:31:45.773

Best Tm: 1:05.303

(85) Stephen BOND

1	----		15:17:27.418
2	1:07.975	+2.466	15:18:35.393
3	1:07.530	+2.021	15:19:42.923
4	1:07.017	+1.508	15:20:49.940
5	1:06.420	+0.911	15:21:56.360

6	1:06.394	+0.885	15:23:02.754
7	1:06.851	+1.342	15:24:09.605
8	1:06.059	+0.550	15:25:15.664
9	1:07.832	+2.323	15:26:23.496
10	1:06.161	+0.652	15:27:29.657
11	1:05.509	-	15:28:35.166
12	1:05.741	+0.232	15:29:40.907
13	1:05.828	+0.319	15:30:46.735
14	1:07.874	+2.365	15:31:54.609

Best Tm: 1:05.509

(6) George LEITCH

1	----		15:17:29.254
2	1:07.619	+0.730	15:18:36.873
3	1:07.925	+1.036	15:19:44.798
4	1:08.019	+1.130	15:20:52.817
5	1:06.889	-	15:21:59.706
6	1:07.272	+0.383	15:23:06.978
7	1:07.607	+0.718	15:24:14.585
8	1:07.472	+0.583	15:25:22.057
9	1:08.113	+1.224	15:26:30.170
10	1:07.728	+0.839	15:27:37.898
11	1:07.799	+0.910	15:28:45.697
12	1:09.318	+2.429	15:29:55.015
13	1:08.390	+1.501	15:31:03.405
14	1:07.947	+1.058	15:32:11.352

Best Tm: 1:06.889

(27) Steven SWAN

1	----		15:17:28.610
2	1:08.275	+0.299	15:18:36.885
3	1:08.276	+0.300	15:19:45.161
4	1:08.376	+0.400	15:20:53.537
5	1:08.794	+0.818	15:22:02.331
6	1:08.142	+0.166	15:23:10.473
7	1:07.976	-	15:24:18.449
8	1:09.721	+1.745	15:25:28.170
9	1:08.783	+0.807	15:26:36.953
10	1:08.839	+0.863	15:27:45.792
11	1:08.606	+0.630	15:28:54.398
12	1:08.701	+0.725	15:30:03.099
13	1:09.530	+1.554	15:31:12.629
14	1:08.019	+0.043	15:32:20.648

Best Tm: 1:07.976

(11) Ian MORTON

1	----		15:17:36.954
2	1:10.627	+1.610	15:18:47.581
3	1:12.809	+3.792	15:20:00.390
4	1:10.066	+1.049	15:21:10.456
5	1:09.980	+0.963	15:22:20.436
6	1:12.051	+3.034	15:23:32.487
7	1:10.124	+1.107	15:24:42.611
8	1:10.609	+1.592	15:25:53.220
9	1:09.017	-	15:27:02.237

10	1:10.509	+1.492	15:28:12.746
11	1:09.330	+0.313	15:29:22.076
12	1:10.114	+1.097	15:30:32.190
13	1:10.522	+1.505	15:31:42.712

Best Tm: 1:09.017

(10) Andy WALKER

1	----		15:17:33.867
2	1:12.781	+4.418	15:18:46.648
3	1:12.160	+3.797	15:19:58.808
4	1:13.759	+5.396	15:21:12.567
5	1:10.219	+1.856	15:22:22.786
6	1:11.350	+2.987	15:23:34.136
7	1:12.688	+4.325	15:24:46.824
8	1:09.960	+1.597	15:25:56.784
9	1:09.866	+1.503	15:27:06.650
10	1:08.363	-	15:28:15.013
11	1:10.683	+2.320	15:29:25.696
12	1:09.213	+0.850	15:30:34.909
13	1:10.496	+2.133	15:31:45.405

Best Tm: 1:08.363

(16) Colin BEVERAGE

1	----		15:17:37.105
2	1:10.937	+1.601	15:18:48.042
3	1:12.757	+3.421	15:20:00.799
4	1:11.071	+1.735	15:21:11.870
5	1:09.570	+0.234	15:22:21.440
6	1:11.814	+2.478	15:23:33.254
7	1:10.877	+1.541	15:24:44.131
8	1:10.119	+0.783	15:25:54.250
9	1:10.291	+0.955	15:27:04.541
10	1:09.336	-	15:28:13.877
11	1:10.826	+1.490	15:29:24.703
12	1:10.017	+0.681	15:30:34.720
13	1:10.716	+1.380	15:31:45.436

Best Tm: 1:09.336

(9) Eoghan MACKIE

1	----		15:17:32.767
2	1:12.833	+3.819	15:18:45.600
3	1:11.937	+2.923	15:19:57.537
4	1:11.297	+2.283	15:21:08.834
5	1:11.502	+2.488	15:22:20.336
6	1:10.838	+1.824	15:23:31.174
7	1:10.472	+1.458	15:24:41.646
8	1:12.071	+3.057	15:25:53.717
9	1:09.014	-	15:27:02.731
10	1:11.203	+2.189	15:28:13.934
11	1:10.620	+1.606	15:29:24.554
12	1:10.737	+1.723	15:30:35.291
13	1:10.899	+1.885	15:31:46.190

Best Tm: 1:09.014

Printed: 25/07/2007 18:35:17

ottish Motorsports Automatic Race Timing (SMART)

Chief Timekeeper - Ian Sharp

Orbits 3

Clerk of the Course

www.amb-it.com

Sig.

Time

www.mylaps.com

Results can be downloaded at www.smart-timing.co.uk

Classic Speedfair

Scottish Classic Sports & Saloons

Knockhill 1.280 Miles

Race 15 - Derek Butcher Trophy

22/07/2007 14:45

Race (15 Laps)

Lap	Lap Tm	Diff	Time of Day
(28) Cameron STEPHEN			
1	-:--		15:17:17.964
2	59.455	-	15:18:17.419
3	1:03.099	+3.644	15:19:20.518
4	3:03.521	+2:04.066	15:22:24.039
5	1:05.326	+5.871	15:23:29.365
6	1:05.970	+6.515	15:24:35.335
7	1:02.746	+3.291	15:25:38.081
8	1:01.224	+1.769	15:26:39.305
9	1:03.200	+3.745	15:27:42.505
10	1:02.712	+3.257	15:28:45.217
11	1:03.770	+4.315	15:29:48.987
12	1:05.076	+5.621	15:30:54.063
13	1:08.418	+8.963	15:32:02.481
Best Tm: 59.455			

Lap	Lap Tm	Diff	Time of Day
(26) Liz SWAN			
1	-:--		15:17:37.690
2	1:14.489	-	15:18:52.179
3	1:14.589	+0.100	15:20:06.768
4	1:15.883	+1.394	15:21:22.651
5	1:15.267	+0.778	15:22:37.918
6	1:16.532	+2.043	15:23:54.450
7	1:18.647	+4.158	15:25:13.097
8	1:17.924	+3.435	15:26:31.021
9	1:15.210	+0.721	15:27:46.231
10	1:14.762	+0.273	15:29:00.993
11	1:15.438	+0.949	15:30:16.431
12	1:16.515	+2.026	15:31:32.946
Best Tm: 1:14.489			

Lap	Lap Tm	Diff	Time of Day
(7) Oliver GOODFELLOW			
1	-:--		15:17:36.975
2	1:15.531	+1.527	15:18:52.506
3	1:19.487	+5.483	15:20:11.993
4	1:18.606	+4.602	15:21:30.599
5	1:16.086	+2.082	15:22:46.685
6	1:15.304	+1.300	15:24:01.989
7	1:14.004	-	15:25:15.993
8	1:17.149	+3.145	15:26:33.142
9	1:15.765	+1.761	15:27:48.907
10	1:15.342	+1.338	15:29:04.249
11	1:16.164	+2.160	15:30:20.413
12	1:15.471	+1.467	15:31:35.884
Best Tm: 1:14.004			

Lap	Lap Tm	Diff	Time of Day
(14) Tim REID			
1	-:--		15:17:37.723
2	1:12.753	+2.708	15:18:50.476
3	1:11.322	+1.277	15:20:01.798
4	1:11.551	+1.506	15:21:13.349
5	1:12.003	+1.958	15:22:25.352
6	1:10.862	+0.817	15:23:36.214
7	1:13.113	+3.068	15:24:49.327

Lap	Lap Tm	Diff	Time of Day
8	1:11.610	+1.565	15:26:00.937
9	1:10.045	-	15:27:10.982
10	1:11.164	+1.119	15:28:22.146
11	1:11.136	+1.091	15:29:33.282
Best Tm: 1:10.045			

Lap	Lap Tm	Diff	Time of Day
(30) Michael CONNON			
1	-:--		15:17:19.911
2	1:02.477	-	15:18:22.388
3	1:03.080	+0.603	15:19:25.468
4	1:05.596	+3.119	15:20:31.064
Best Tm: 1:02.477			

Lap	Lap Tm	Diff	Time of Day
(20) Douglas LAWSON			
Best Tm: -:--			

Lap	Lap Tm	Diff	Time of Day
(47) Richard F LAWSON			
Best Tm: -:--			

Lap	Lap Tm	Diff	Time of Day
(19) Michelle KIRKPATRICK			
Best Tm: -:--			

Lap	Lap Tm	Diff	Time of Day
(33) Richard LAWSON			
Best Tm: -:--			

Lap	Lap Tm	Diff	Time of Day
-----	--------	------	-------------

Scottish Classic Sports & Saloons

Knockhill 1.280 Miles

Race 15 - Derek Butcher Trophy

22/07/2007 14:45

Race (15 Laps)

Competitors	Laps														
	1	2	3	4	5	6	7	8	9	10	11	12	13	14	15
Mark CAMPBELL (96)	1	96	28	8	8	8	8	8	8	8	8	8	8	8	8
Cameron STEPHEN (28)	2	28	96	28	96	96	96	96	96	96	96	96	96	96	96
John FYDA (8)	3	8	8	96	2	87	87	87	87	87	87	87	87	87	87
Olly ROSS (2)	4	2	2	30	87	2	2	2	2	2	2	2	4	4	4
Michael CONNON (30)	5	30	30	2	72	72	4	4	4	4	4	4	2	2	2
Stan BERNARD (4)	6	4	4	87	30	4	72	72	72	72	72	72	68	68	68
Willy TOYE (72)	7	72	87	72	4	22	22	22	68	68	68	68	72	72	72
Al FLEMING (87)	8	87	72	4	22	68	68	68	22	22	5	5	5	5	5
Jim GRANT (22)	9	22	22	22	68	5	5	5	5	5	22	22	22	22	22
Andrew SMITH (65)	10	65	65	68	5	65	65	65	65	65	65	65	65	65	65
Alasdair THOM (68)	11	68	68	5	65	15	15	66	66	66	66	66	66	66	66
Donald LAIRD (15)	12	15	15	65	15	66	66	15	15	15	15	15	15	15	15
Stephen BOND (85)	13	85	5	15	66	85	85	85	85	85	85	85	85	85	85
Matthew GORDON (5)	14	5	85	66	85	6	6	6	6	6	6	6	6	6	6
Steven SWAN (27)	15	27	6	85	6	27	27	27	27	27	27	27	27	27	27
George LEITCH (6)	16	6	27	6	27	9	9	9	11	11	11	11	11	11	11
Ian LONGFORD (66)	17	66	66	27	9	11	11	11	9	9	16	9	16	10	10
Eoghan MACKIE (9)	18	9	9	9	11	16	16	16	16	9	16	10	16	16	16
Andy WALKER (10)	19	10	10	10	16	10	10	10	10	10	10	9	9	9	9
Ian MORTON (11)	20	11	11	11	10	14	14	14	14	14	14	14	28	28	28
Oliver GOODFELLOW (7)	21	7	16	16	14	26	26	26	26	28	28	28	26	26	26
Colin BEVERAGE (16)	22	16	14	14	26	7	7	7	7	26	26	26	7	7	7
Liz SWAN (26)	23	26	26	26	7	28	28	28	28	7	7	7	7	7	7
Tim REID (14)	24	14	7	7	28	28	28	28	28	7	7	7	7	7	7
-	25														
-	26														
-	27														
-	28														