

# Knockhill

**21<sup>st</sup> October 2007**



**S.M.A.R.T.**

**Scottish Motorsports Automatic Race Timing**

Ravenslea, Melrose Road, Galashiels, TD1 2AT

Telephone : 01896 – 752447

Scottish XR2 Championship

Knockhill 1.280 Miles

Practice 1

21/10/2007 08:30

Practice

Pos	No.	Name	Make/Model	Class	Coc	CC	Laps	Best Tm	Diff	Lap	2nd Best
1	2	Andrew WINCHESTER	Ford Fiesta XR2	XRC		1600	8	1:03.368	-	7	1:03.580
2	1	Scott FRASER	Ford Fiesta XR2	XRC		1600	7	1:03.692	+0.324	5	1:03.851
3	27	Graham WHITEHILL	Ford Fiesta XR2	XRCN		1600	8	1:03.959	+0.591	7	1:04.212
4	10	Charlie COPE	Ford Fiesta XR2	XRC		1600	7	1:04.187	+0.819	6	1:04.237
5	69	Gary MEIKLE	Ford Fiesta XR2	XRC		1600	7	1:04.191	+0.823	7	1:04.336
6	99	Scott MORRISON	Ford Fiesta XR2	XRCN		1600	7	1:04.288	+0.920	5	1:04.656
7	3	Peter CRUICKSHANK	Ford Fiesta XR2	XRC		1600	8	1:04.369	+1.001	8	1:04.390
8	82	Geraint JONES	Ford Fiesta XR2	XRCN		1600	7	1:04.714	+1.346	7	1:04.871
9	9	Derek McDOUGALL	Ford Fiesat XR2	XRC		1600	7	1:04.740	+1.372	7	1:04.898
10	14	Iain FRASER	Ford Fiesta XR2	XRCN		1600	6	1:04.815	+1.447	5	1:05.583
11	23	Ian MUNRO	Ford Fiesta XR2	XRCN		1600	8	1:04.944	+1.576	4	1:05.027
12	18	Charlie THORNTON	Ford Fiesta XR2	XRC		1600	7	1:05.123	+1.755	7	1:05.384
13	39	Stuart WILSON	Ford Fiesta XR2	XRCN		1600	7	1:05.209	+1.841	5	1:05.653
14	76	Willie DAVIDSON	Ford Fiesta XR2	XRCN		1600	8	1:05.335	+1.967	8	1:05.636
15	25	Barry HOLMES	Ford Fiesta XR2	XRCN		1600	7	1:05.368	+2.000	6	1:06.067
16	6	Alistair FRASER	Ford Fiesta XR2	XRCN		1600	7	1:05.890	+2.522	5	1:06.013
17	4	Stewart SCOTT	Ford Fiesta XR2	XRC		1600	7	1:05.907	+2.539	5	1:06.197
18	68	Mike STRONG	Ford Fiesta XR2	XRC		1600	7	1:06.507	+3.139	7	1:07.842
19	15	John TURNER	Ford Fiesta XR2	XRCN		1600	7	1:06.819	+3.451	6	1:07.015
20	19	Ian MAUGHAN	Ford Fiesta XR2	XRCN		1600	7	1:08.818	+5.450	6	1:08.926
21	42	Alex SHAW	Ford Fiesta XR2	XRC		1600	7	1:08.926	+5.558	7	1:09.180
22	74	Stewart ELKIN	Ford Fiesta XR2	XRC		1600	7	1:09.283	+5.915	6	1:09.401
23	85	Blair MURDOCH	Ford Fiesta XR2	VRCN		1600	7	1:10.466	+7.098	6	1:10.667

Chief Timekeeper - Ian Sharp

Orbits 4

Clerk of the Course Sig.

Time

www.amb-it.com

Weather

Track

www.mylaps.com

Times available on smart-timing.co.uk

Licensed to: SMART

# SMRC Final Fling

## Scottish XR2 Championship

## Knockhill 1.280 Miles

### Practice 1

21/10/2007 08:30

### Practice

Lap	Lap Tm	Diff	Time of Day
<b>(2) Andrew WINCHESTER</b>			
1	-:--		8:39:57.337
2	<b>1:11.140</b>	+7.772	8:41:08.477
3	<b>1:04.568</b>	+1.200	8:42:13.045
4	<b>1:03.830</b>	+0.462	8:43:16.875
5	<b>1:11.931</b>	+8.563	8:44:28.806
6	<b>1:03.580</b>	+0.212	8:45:32.386
7	<b>1:03.368</b>	-	8:46:35.754
8	<b>1:13.185</b>	+9.817	8:47:48.939
<b>Best Tm: 1:03.368</b>			

Lap	Lap Tm	Diff	Time of Day
<b>(1) Scott FRASER</b>			
1	-:--		8:40:21.887
2	<b>1:05.927</b>	+2.235	8:41:27.814
3	<b>1:04.957</b>	+1.265	8:42:32.771
4	<b>1:03.986</b>	+0.294	8:43:36.757
5	<b>1:03.692</b>	-	8:44:40.449
6	<b>1:04.314</b>	+0.622	8:45:44.763
7	<b>1:03.851</b>	+0.159	8:46:48.614
<b>Best Tm: 1:03.692</b>			

Lap	Lap Tm	Diff	Time of Day
<b>(27) Graham WHITEHILL</b>			
1	-:--		8:39:53.775
2	<b>1:05.741</b>	+1.782	8:40:59.516
3	<b>1:04.424</b>	+0.465	8:42:03.940
4	<b>1:05.790</b>	+1.831	8:43:09.730
5	<b>1:04.212</b>	+0.253	8:44:13.942
6	<b>1:04.409</b>	+0.450	8:45:18.351
7	<b>1:03.959</b>	-	8:46:22.310
8	<b>1:06.314</b>	+2.355	8:47:28.624
<b>Best Tm: 1:03.959</b>			

Lap	Lap Tm	Diff	Time of Day
<b>(10) Charlie COPE</b>			
1	-:--		8:40:27.771
2	<b>1:07.687</b>	+3.500	8:41:35.458
3	<b>1:26.277</b>	+22.090	8:43:01.735
4	<b>1:06.087</b>	+1.900	8:44:07.822
5	<b>1:04.268</b>	+0.081	8:45:12.090
6	<b>1:04.187</b>	-	8:46:16.277
7	<b>1:04.237</b>	+0.050	8:47:20.514
<b>Best Tm: 1:04.187</b>			

Lap	Lap Tm	Diff	Time of Day
<b>(69) Gary MEIKLE</b>			
1	-:--		8:40:13.512
2	<b>1:09.604</b>	+5.413	8:41:23.116
3	<b>1:05.583</b>	+1.392	8:42:28.699
4	<b>1:05.244</b>	+1.053	8:43:33.943
5	<b>1:04.362</b>	+0.171	8:44:38.305
6	<b>1:04.336</b>	+0.145	8:45:42.641
7	<b>1:04.191</b>	-	8:46:46.832
<b>Best Tm: 1:04.191</b>			

Lap	Lap Tm	Diff	Time of Day
<b>(99) Scott MORRISON</b>			
1	-:--		8:40:18.281
2	<b>1:07.466</b>	+3.178	8:41:25.747
3	<b>1:05.030</b>	+0.742	8:42:30.777
4	<b>1:04.656</b>	+0.368	8:43:35.433
5	<b>1:04.288</b>	-	8:44:39.721
6	<b>1:05.135</b>	+0.847	8:45:44.856
7	<b>1:04.800</b>	+0.512	8:46:49.656
<b>Best Tm: 1:04.288</b>			

Lap	Lap Tm	Diff	Time of Day
<b>(3) Peter CRUICKSHANK</b>			
1	-:--		8:39:55.544
2	<b>1:06.933</b>	+2.564	8:41:02.477
3	<b>1:05.165</b>	+0.796	8:42:07.642
4	<b>1:04.721</b>	+0.352	8:43:12.363
5	<b>1:04.390</b>	+0.021	8:44:16.753
6	<b>1:05.111</b>	+0.742	8:45:21.864
7	<b>1:05.942</b>	+1.573	8:46:27.806
8	<b>1:04.369</b>	-	8:47:32.175
<b>Best Tm: 1:04.369</b>			

Lap	Lap Tm	Diff	Time of Day
<b>(82) Geraint JONES</b>			
1	-:--		8:40:10.511
2	<b>1:08.125</b>	+3.411	8:41:18.636
3	<b>1:05.630</b>	+0.916	8:42:24.266
4	<b>1:05.354</b>	+0.640	8:43:29.620
5	<b>1:05.341</b>	+0.627	8:44:34.961
6	<b>1:04.871</b>	+0.157	8:45:39.832
7	<b>1:04.714</b>	-	8:46:44.546
<b>Best Tm: 1:04.714</b>			

Lap	Lap Tm	Diff	Time of Day
<b>(9) Derek McDUGALL</b>			
1	-:--		8:40:35.055
2	<b>1:08.975</b>	+4.235	8:41:44.030
3	<b>1:10.787</b>	+6.047	8:42:54.817
4	<b>1:06.235</b>	+1.495	8:44:01.052
5	<b>1:05.097</b>	+0.357	8:45:06.149
6	<b>1:04.898</b>	+0.158	8:46:11.047
7	<b>1:04.740</b>	-	8:47:15.787
<b>Best Tm: 1:04.740</b>			

Lap	Lap Tm	Diff	Time of Day
<b>(14) Iain FRASER</b>			
1	-:--		8:40:26.427
2	<b>1:06.905</b>	+2.090	8:41:33.332
3	<b>1:06.565</b>	+1.750	8:42:39.897
4	<b>1:05.583</b>	+0.768	8:43:45.480
5	<b>1:04.815</b>	-	8:44:50.295
6	<b>1:05.636</b>	+0.821	8:45:55.931
<b>Best Tm: 1:04.815</b>			

Lap	Lap Tm	Diff	Time of Day
<b>(23) Ian MUNRO</b>			
1	-:--		8:39:56.648
2	<b>1:07.878</b>	+2.934	8:41:04.526
3	<b>1:05.720</b>	+0.776	8:42:10.246
4	<b>1:04.944</b>	-	8:43:15.190
5	<b>1:05.042</b>	+0.098	8:44:20.232
6	<b>1:05.027</b>	+0.083	8:45:25.259
7	<b>1:06.552</b>	+1.608	8:46:31.811
8	<b>1:05.362</b>	+0.418	8:47:37.173
<b>Best Tm: 1:04.944</b>			

Lap	Lap Tm	Diff	Time of Day
<b>(18) Charlie THORNTON</b>			
1	-:--		8:40:11.781
2	<b>1:11.756</b>	+6.633	8:41:23.537
3	<b>1:05.931</b>	+0.808	8:42:29.468
4	<b>1:05.384</b>	+0.261	8:43:34.852
5	<b>1:05.405</b>	+0.282	8:44:40.257
6	<b>1:05.742</b>	+0.619	8:45:45.999
7	<b>1:05.123</b>	-	8:46:51.122
<b>Best Tm: 1:05.123</b>			

Lap	Lap Tm	Diff	Time of Day
<b>(39) Stuart WILSON</b>			
1	-:--		8:40:15.962
2	<b>1:11.179</b>	+5.970	8:41:27.141
3	<b>1:06.921</b>	+1.712	8:42:34.062
4	<b>1:05.653</b>	+0.444	8:43:39.715
5	<b>1:05.209</b>	-	8:44:44.924
6	<b>1:18.074</b>	+12.865	8:46:02.998
7	<b>1:05.945</b>	+0.736	8:47:08.943
<b>Best Tm: 1:05.209</b>			

Lap	Lap Tm	Diff	Time of Day
<b>(76) Willie DAVIDSON</b>			
1	-:--		8:39:56.138
2	<b>1:07.801</b>	+2.466	8:41:03.939
3	<b>1:05.636</b>	+0.301	8:42:09.575
4	<b>1:06.030</b>	+0.695	8:43:15.605
5	<b>1:06.103</b>	+0.768	8:44:21.708
6	<b>1:05.810</b>	+0.475	8:45:27.518
7	<b>1:05.939</b>	+0.604	8:46:33.457
8	<b>1:05.335</b>	-	8:47:38.792
<b>Best Tm: 1:05.335</b>			

Lap	Lap Tm	Diff	Time of Day
<b>(25) Barry HOLMES</b>			
1	-:--		8:40:37.593
2	<b>1:17.802</b>	+12.434	8:41:55.395
3	<b>1:07.907</b>	+2.539	8:43:03.302
4	<b>1:07.045</b>	+1.677	8:44:10.347
5	<b>1:06.067</b>	+0.699	8:45:16.414
6	<b>1:05.368</b>	-	8:46:21.782
7	<b>1:06.176</b>	+0.808	8:47:27.958
<b>Best Tm: 1:05.368</b>			

Chief Timekeeper - Ian Sharp

Orbits 4

Clerk of the Course Sig. Time

www.amb-it.com

Weather Track

www.mylaps.com

Times available on smart-timing.co.uk

Licensed to: SMART

# SMRC Final Fling

## Scottish XR2 Championship

Knockhill 1.280 Miles

### Practice 1

21/10/2007 08:30

### Practice

Lap	Lap Tm	Diff	Time of Day
<b>(6) Alistair FRASER</b>			
1	-:--		8:40:23.864
2	<b>1:08.129</b>	+2.239	8:41:31.993
3	<b>1:07.088</b>	+1.198	8:42:39.081
4	<b>1:06.013</b>	+0.123	8:43:45.094
5	<b>1:05.890</b>	-	8:44:50.984
6	<b>1:10.546</b>	+4.656	8:46:01.530
7	<b>1:06.876</b>	+0.986	8:47:08.406
<b>Best Tm: 1:05.890</b>			

Lap	Lap Tm	Diff	Time of Day
<b>(4) Stewart SCOTT</b>			
1	-:--		8:40:16.795
2	<b>1:11.121</b>	+5.214	8:41:27.916
3	<b>1:07.260</b>	+1.353	8:42:35.176
4	<b>1:06.197</b>	+0.290	8:43:41.373
5	<b>1:05.907</b>	-	8:44:47.280
6	<b>1:09.260</b>	+3.353	8:45:56.540
7	<b>1:09.185</b>	+3.278	8:47:05.725
<b>Best Tm: 1:05.907</b>			

Lap	Lap Tm	Diff	Time of Day
<b>(68) Mike STRONG</b>			
1	-:--		8:40:18.054
2	<b>1:13.101</b>	+6.594	8:41:31.155
3	<b>1:09.370</b>	+2.863	8:42:40.525
4	<b>1:07.897</b>	+1.390	8:43:48.422
5	<b>1:08.030</b>	+1.523	8:44:56.452
6	<b>1:07.842</b>	+1.335	8:46:04.294
7	<b>1:06.507</b>	-	8:47:10.801
<b>Best Tm: 1:06.507</b>			

Lap	Lap Tm	Diff	Time of Day
<b>(15) John TURNER</b>			
1	-:--		8:40:34.748
2	<b>1:13.100</b>	+6.281	8:41:47.848
3	<b>1:11.144</b>	+4.325	8:42:58.992
4	<b>1:08.360</b>	+1.541	8:44:07.352
5	<b>1:07.015</b>	+0.196	8:45:14.367
6	<b>1:06.819</b>	-	8:46:21.186
7	<b>1:13.806</b>	+6.987	8:47:34.992
<b>Best Tm: 1:06.819</b>			

Lap	Lap Tm	Diff	Time of Day
<b>(19) Ian MAUGHAN</b>			
1	-:--		8:40:34.079
2	<b>1:10.893</b>	+2.075	8:41:44.972
3	<b>1:11.563</b>	+2.745	8:42:56.535
4	<b>1:16.625</b>	+7.807	8:44:13.160
5	<b>1:10.477</b>	+1.659	8:45:23.637
6	<b>1:08.818</b>	-	8:46:32.455
7	<b>1:08.926</b>	+0.108	8:47:41.381
<b>Best Tm: 1:08.818</b>			

Lap	Lap Tm	Diff	Time of Day
<b>(42) Alex SHAW</b>			
1	-:--		8:40:08.739
2	<b>1:33.810</b>	+24.884	8:41:42.549
3	<b>1:14.551</b>	+5.625	8:42:57.100
4	<b>1:11.959</b>	+3.033	8:44:09.059
5	<b>1:10.518</b>	+1.592	8:45:19.577
6	<b>1:09.180</b>	+0.254	8:46:28.757
7	<b>1:08.926</b>	-	8:47:37.683
<b>Best Tm: 1:08.926</b>			

Lap	Lap Tm	Diff	Time of Day
<b>(74) Stewart ELKIN</b>			
1	-:--		8:40:29.869
2	<b>1:12.520</b>	+3.237	8:41:42.389
3	<b>1:10.882</b>	+1.599	8:42:53.271
4	<b>1:10.138</b>	+0.855	8:44:03.409
5	<b>1:09.401</b>	+0.118	8:45:12.810
6	<b>1:09.283</b>	-	8:46:22.093
7	<b>1:09.745</b>	+0.462	8:47:31.838
<b>Best Tm: 1:09.283</b>			

Lap	Lap Tm	Diff	Time of Day
<b>(85) Blair MURDOCH</b>			
1	-:--		8:40:22.689
2	<b>1:21.350</b>	+10.884	8:41:44.039
3	<b>1:17.882</b>	+7.416	8:43:01.921
4	<b>1:14.231</b>	+3.765	8:44:16.152
5	<b>1:10.667</b>	+0.201	8:45:26.819
6	<b>1:10.466</b>	-	8:46:37.285
7	<b>1:10.972</b>	+0.506	8:47:48.257
<b>Best Tm: 1:10.466</b>			

Chief Timekeeper - Ian Sharp

Clerk of the Course Sig.

Weather

Times available on smart-timing.co.uk

Time

Track

Orbits 4

www.amb-it.com

www.mylaps.com

Licensed to: SMART

SMRC Final Fling

Scottish XR2 Championship

Knockhill 1.280 Miles

Race 1 - First Race

21/10/2007 10:05

Race (10 Laps)

<b>2</b>
[1] Scott FRASER [1:03.692]
<b>4</b>
[10] Charlie COPE [1:04.187]
<b>6</b>
[99] Scott MORRISON [1:04.288]
<b>8</b>
[82] Geraint JONES [1:04.714]
<b>10</b>
[14] Iain FRASER [1:04.815]
<b>12</b>
[18] Charlie THORNTON [1:05.123]
<b>14</b>
[76] Willie DAVIDSON [1:05.335]
<b>16</b>
[6] Alistair FRASER [1:05.890]
<b>18</b>
[68] Mike STRONG [1:06.507]
<b>20</b>
[19] Ian MAUGHAN [1:08.818]
<b>22</b>
[74] Stewart ELKIN [1:09.283]

<b>1</b>
[2] Andrew WINCHESTER [1:03.368]
<b>3</b>
[27] Graham WHITEHILL [1:03.959]
<b>5</b>
[69] Gary MEIKLE [1:04.191]
<b>7</b>
[3] Peter CRUICKSHANK [1:04.369]
<b>9</b>
[9] Derek McDOUGALL [1:04.740]
<b>11</b>
[23] Ian MUNRO [1:04.944]
<b>13</b>
[39] Stuart WILSON [1:05.209]
<b>15</b>
[25] Barry HOLMES [1:05.368]
<b>17</b>
[4] Stewart SCOTT [1:05.907]
<b>19</b>
[15] John TURNER [1:06.819]
<b>21</b>
[42] Alex SHAW [1:08.926]
<b>23</b>
[85] Blair MURDOCH [1:10.466]

1  
2  
3  
4  
5  
6  
7  
8  
9  
10  
11  
12

Chief Timekeeper - Ian Sharp

Orbits 4

Clerk of the Course Sig.

Time

www.amb-it.com

Weather

Track

www.mylaps.com

Times available on smart-timing.co.uk

Licensed to: SMART

SMRC Formula Ford Championship

Knockhill 1.280 Miles

Practice 2

21/10/2007 08:45

Practice

Pos	No.	Name	Make/Model	Class	Coc	CC	Laps	Best Tm	Diff	Lap	2nd Best
1	66	Rory BUTCHER	Van Diemen	FF16A	1600		10	55.393	-	8	55.776
2	21	Alan KIRKCALDY	Van Diemen	FF16A	1600		11	56.058	+0.665	7	56.294
3	33	Graham CARROLL	Van Diemen	FF16A	1600		8	56.127	+0.734	5	56.229
4	5	Stuart THORBURN	Van Diemen	FF16A	1800		11	56.242	+0.849	11	56.319
5	16	Robert THOMSON	Van Diemen	FF16A	1600		11	56.964	+1.571	9	56.983
6	70	David THORBURN	Van Diemen	FF16A	1600		11	56.981	+1.588	9	57.272
7	7	Craig BRUNTON	Van Diemen	FF16AN	1600		11	56.989	+1.596	11	57.156
8	20	Alan BRUNTON	Van Diemen	FF16A	1600		11	56.994	+1.601	10	57.187
9	22	Elliot MASON	Van Diemen	FF16AN	1600		9	57.039	+1.646	9	57.244
10	23	Andrew CHESHER	Van Diemen	FF16BN	1600		10	57.836	+2.443	10	58.016
11	46	Martin PIERACCINI	Van Diemen	FF16AN	1600		10	57.861	+2.468	8	58.255
12	10	Angus GEDDES	Van Diemen	FF16BN	1600		10	57.943	+2.550	10	58.383
13	4	Graham LEGGET	Crossle	FF16B	1600		10	58.157	+2.764	10	58.282
14	14	Colin TURNER	Swift SC93	FF16A	1600		10	58.188	+2.795	10	58.430
15	2	Willie HOURIE	Van Diemen	FF16A	1600		10	58.192	+2.799	6	58.320
16	91	David ROBERTSON	Van Diemen	FF16A	1600		10	58.711	+3.318	10	59.057
17	12	David KERR	Van Diemen	FF16A	1600		10	58.716	+3.323	6	58.752
18	3	Adrian HAMILTON	Van Diemen	FF16A	1600		10	58.803	+3.410	9	59.045
19	19	Andrew McGREGOR	Van Diemen	FF16B	1600		10	59.713	+4.320	10	59.829
20	78	David HEADEN	Swift	FF16A	1600		6	1:00.101	+4.708	4	1:02.520
21	11	Kyle MURCHIE	Van Diemen	FF16BN	1600		4	1:15.898	+20.505	3	1:20.125

## Announcements

Car No. 78 - no working transponder. Please fix before racing.

Chief Timekeeper - Ian Sharp

Orbits 4

Clerk of the Course Sig.

Time

www.amb-it.com

Weather

Track

www.mylaps.com

Times available on smart-timing.co.uk

Licensed to: SMART

# SMRC Final Fling

## SMRC Formula Ford Championship

Knockhill 1.280 Miles

### Practice 2

21/10/2007 08:45

### Practice

Lap	Lap Tm	Diff	Time of Day
<b>(66) Rory BUTCHER</b>			
1	-:--		8:53:01.403
2	<b>58.840</b>	+3.447	8:54:00.243
3	<b>55.919</b>	+0.526	8:54:56.162
4	<b>56.000</b>	+0.607	8:55:52.162
5	<b>1:03.735</b>	+8.342	8:56:55.897
6	<b>1:03.832</b>	+8.439	8:57:59.729
7	<b>1:35.962</b>	+40.569	8:59:35.691
8	<b>55.393</b>	-	9:00:31.084
9	<b>55.776</b>	+0.383	9:01:26.860
10	<b>56.392</b>	+0.999	9:02:23.252
Best Tm: 55.393			

Lap	Lap Tm	Diff	Time of Day
<b>(21) Alan KIRKCALDY</b>			
1	-:--		8:52:50.763
2	<b>57.071</b>	+1.013	8:53:47.834
3	<b>56.723</b>	+0.665	8:54:44.557
4	<b>56.294</b>	+0.236	8:55:40.851
5	<b>56.540</b>	+0.482	8:56:37.391
6	<b>56.728</b>	+0.670	8:57:34.119
7	<b>56.058</b>	-	8:58:30.177
8	<b>56.300</b>	+0.242	8:59:26.477
9	<b>58.745</b>	+2.687	9:00:25.222
10	<b>59.727</b>	+3.669	9:01:24.949
11	<b>1:08.611</b>	+12.553	9:02:33.560
Best Tm: 56.058			

Lap	Lap Tm	Diff	Time of Day
<b>(33) Graham CARROLL</b>			
1	-:--		8:52:42.107
2	<b>57.321</b>	+1.194	8:53:39.428
3	<b>56.643</b>	+0.516	8:54:36.071
4	<b>57.879</b>	+1.752	8:55:33.950
5	<b>56.127</b>	-	8:56:30.077
6	<b>56.630</b>	+0.503	8:57:26.707
7	<b>56.229</b>	+0.102	8:58:22.936
8	<b>57.181</b>	+1.054	8:59:20.117
Best Tm: 56.127			

Lap	Lap Tm	Diff	Time of Day
<b>(5) Stuart THORBURN</b>			
1	-:--		8:52:47.136
2	<b>57.529</b>	+1.287	8:53:44.665
3	<b>57.054</b>	+0.812	8:54:41.719
4	<b>57.003</b>	+0.761	8:55:38.722
5	<b>56.917</b>	+0.675	8:56:35.639
6	<b>56.606</b>	+0.364	8:57:32.245
7	<b>56.347</b>	+0.105	8:58:28.592
8	<b>57.514</b>	+1.272	8:59:26.106
9	<b>56.632</b>	+0.390	9:00:22.738
10	<b>56.319</b>	+0.077	9:01:19.057
11	<b>56.242</b>	-	9:02:15.299
Best Tm: 56.242			

Lap	Lap Tm	Diff	Time of Day
<b>(16) Robert THOMSON</b>			
1	-:--		8:53:00.142
2	<b>1:00.647</b>	+3.683	8:54:00.789
3	<b>57.658</b>	+0.694	8:54:58.447
4	<b>57.229</b>	+0.265	8:55:55.676
5	<b>57.274</b>	+0.310	8:56:52.950
6	<b>57.065</b>	+0.101	8:57:50.015
7	<b>57.142</b>	+0.178	8:58:47.157
8	<b>57.781</b>	+0.817	8:59:44.938
9	<b>56.964</b>	-	9:00:41.902
10	<b>56.983</b>	+0.019	9:01:38.885
11	<b>57.233</b>	+0.269	9:02:36.118
Best Tm: 56.964			

Lap	Lap Tm	Diff	Time of Day
<b>(70) David THORBURN</b>			
1	-:--		8:52:46.240
2	<b>58.627</b>	+1.646	8:53:44.867
3	<b>58.334</b>	+1.353	8:54:43.201
4	<b>57.421</b>	+0.440	8:55:40.622
5	<b>58.248</b>	+1.267	8:56:38.870
6	<b>57.891</b>	+0.910	8:57:36.761
7	<b>57.909</b>	+0.928	8:58:34.670
8	<b>57.473</b>	+0.492	8:59:32.143
9	<b>56.981</b>	-	9:00:29.124
10	<b>57.272</b>	+0.291	9:01:26.396
11	<b>57.399</b>	+0.418	9:02:23.795
Best Tm: 56.981			

Lap	Lap Tm	Diff	Time of Day
<b>(7) Craig BRUNTON</b>			
1	-:--		8:52:52.311
2	<b>1:00.271</b>	+3.282	8:53:52.582
3	<b>57.875</b>	+0.886	8:54:50.457
4	<b>57.990</b>	+1.001	8:55:48.447
5	<b>1:00.275</b>	+3.286	8:56:48.722
6	<b>57.334</b>	+0.345	8:57:46.056
7	<b>58.193</b>	+1.204	8:58:44.249
8	<b>57.849</b>	+0.860	8:59:42.098
9	<b>57.156</b>	+0.167	9:00:39.254
10	<b>57.203</b>	+0.214	9:01:36.457
11	<b>56.989</b>	-	9:02:33.446
Best Tm: 56.989			

Lap	Lap Tm	Diff	Time of Day
<b>(20) Alan BRUNTON</b>			
1	-:--		8:52:52.000
2	<b>59.853</b>	+2.859	8:53:51.853
3	<b>58.920</b>	+1.926	8:54:50.773
4	<b>57.858</b>	+0.864	8:55:48.631
5	<b>58.489</b>	+1.495	8:56:47.120
6	<b>57.356</b>	+0.362	8:57:44.476
7	<b>59.565</b>	+2.571	8:58:44.041
8	<b>58.883</b>	+1.889	8:59:42.924
9	<b>57.187</b>	+0.193	9:00:40.111
10	<b>56.994</b>	-	9:01:37.105
11	<b>57.756</b>	+0.762	9:02:34.861

Lap	Lap Tm	Diff	Time of Day
<b>(22) Elliot MASON</b>			
Best Tm: 56.994			
1	-:--		8:53:01.800
2	<b>59.758</b>	+2.719	8:54:01.558
3	<b>57.458</b>	+0.419	8:54:59.016
4	<b>57.244</b>	+0.205	8:55:56.260
5	<b>59.092</b>	+2.053	8:56:55.352
6	<b>2:04.424</b>	+1:07.385	8:58:59.776
7	<b>58.032</b>	+0.993	8:59:57.808
8	<b>57.334</b>	+0.295	9:00:55.142
9	<b>57.039</b>	-	9:01:52.181
Best Tm: 57.039			

Lap	Lap Tm	Diff	Time of Day
<b>(23) Andrew CHESHER</b>			
1	-:--		8:53:12.681
2	<b>1:01.105</b>	+3.269	8:54:13.786
3	<b>1:05.644</b>	+7.808	8:55:19.430
4	<b>1:01.003</b>	+3.167	8:56:20.433
5	<b>1:01.976</b>	+4.140	8:57:22.409
6	<b>58.835</b>	+0.999	8:58:21.244
7	<b>58.316</b>	+0.480	8:59:19.560
8	<b>58.016</b>	+0.180	9:00:17.576
9	<b>58.217</b>	+0.381	9:01:15.793
10	<b>57.836</b>	-	9:02:13.629
Best Tm: 57.836			

Lap	Lap Tm	Diff	Time of Day
<b>(46) Martin PIERACCINI</b>			
1	-:--		8:53:21.131
2	<b>59.919</b>	+2.058	8:54:21.050
3	<b>59.857</b>	+1.996	8:55:20.907
4	<b>58.745</b>	+0.884	8:56:19.652
5	<b>59.341</b>	+1.480	8:57:18.993
6	<b>59.470</b>	+1.609	8:58:18.463
7	<b>58.528</b>	+0.667	8:59:16.991
8	<b>57.861</b>	-	9:00:14.852
9	<b>58.439</b>	+0.578	9:01:13.291
10	<b>58.255</b>	+0.394	9:02:11.546
Best Tm: 57.861			

Lap	Lap Tm	Diff	Time of Day
<b>(10) Angus GEDDES</b>			
1	-:--		8:53:10.853
2	<b>1:00.593</b>	+2.650	8:54:11.446
3	<b>59.159</b>	+1.216	8:55:10.605
4	<b>1:00.000</b>	+2.057	8:56:10.605
5	<b>1:04.808</b>	+6.865	8:57:15.413
6	<b>58.731</b>	+0.788	8:58:14.144
7	<b>58.383</b>	+0.440	8:59:12.527
8	<b>58.415</b>	+0.472	9:00:10.942
9	<b>1:06.024</b>	+8.081	9:01:16.966
10	<b>57.943</b>	-	9:02:14.909
Best Tm: 57.943			

Chief Timekeeper - Ian Sharp

Clerk of the Course Sig.

Weather

Times available on smart-timing.co.uk

Printed: 22/10/2007 19:01:54

Time

Track

Orbits 4

www.amb-it.com

www.mylaps.com

Licensed to: SMART

# SMRC Final Fling

## SMRC Formula Ford Championship

Knockhill 1.280 Miles

### Practice 2

21/10/2007 08:45

### Practice

Lap	Lap Tm	Diff	Time of Day
<b>(4) Graham LEGGET</b>			
1	----		8:53:20.114
2	<b>59.074</b>	+0.917	8:54:19.188
3	<b>59.621</b>	+1.464	8:55:18.809
4	<b>58.475</b>	+0.318	8:56:17.284
5	<b>59.057</b>	+0.900	8:57:16.341
6	<b>58.354</b>	+0.197	8:58:14.695
7	<b>58.366</b>	+0.209	8:59:13.061
8	<b>58.414</b>	+0.257	9:00:11.475
9	<b>58.282</b>	+0.125	9:01:09.757
10	<b>58.157</b>	-	9:02:07.914
<b>Best Tm: 58.157</b>			

Lap	Lap Tm	Diff	Time of Day
<b>(14) Colin TURNER</b>			
1	----		8:53:01.126
2	<b>1:04.571</b>	+6.383	8:54:05.697
3	<b>1:00.870</b>	+2.682	8:55:06.567
4	<b>1:01.156</b>	+2.968	8:56:07.723
5	<b>1:02.012</b>	+3.824	8:57:09.735
6	<b>1:02.341</b>	+4.153	8:58:12.076
7	<b>59.408</b>	+1.220	8:59:11.484
8	<b>58.854</b>	+0.666	9:00:10.338
9	<b>58.430</b>	+0.242	9:01:08.768
10	<b>58.188</b>	-	9:02:06.956
<b>Best Tm: 58.188</b>			

Lap	Lap Tm	Diff	Time of Day
<b>(2) Willie HOURIE</b>			
1	----		8:52:51.850
2	<b>58.747</b>	+0.555	8:53:50.597
3	<b>58.320</b>	+0.128	8:54:48.917
4	<b>58.938</b>	+0.746	8:55:47.855
5	<b>59.757</b>	+1.565	8:56:47.612
6	<b>58.192</b>	-	8:57:45.804
7	<b>59.226</b>	+1.034	8:58:45.030
8	<b>1:14.769</b>	+16.577	8:59:59.799
9	<b>1:00.050</b>	+1.858	9:00:59.849
10	<b>58.399</b>	+0.207	9:01:58.248
<b>Best Tm: 58.192</b>			

Lap	Lap Tm	Diff	Time of Day
<b>(91) David ROBERTSON</b>			
1	----		8:53:03.449
2	<b>1:02.907</b>	+4.196	8:54:06.356
3	<b>1:00.667</b>	+1.956	8:55:07.023
4	<b>1:00.757</b>	+2.046	8:56:07.780
5	<b>59.521</b>	+0.810	8:57:07.301
6	<b>1:02.093</b>	+3.382	8:58:09.394
7	<b>59.164</b>	+0.453	8:59:08.558
8	<b>59.891</b>	+1.180	9:00:08.449
9	<b>59.057</b>	+0.346	9:01:07.506
10	<b>58.711</b>	-	9:02:06.217
<b>Best Tm: 58.711</b>			

Lap	Lap Tm	Diff	Time of Day
<b>(12) David KERR</b>			
1	----		8:52:46.585
2	<b>1:00.833</b>	+2.117	8:53:47.418
3	<b>1:00.637</b>	+1.921	8:54:48.055
4	<b>1:00.875</b>	+2.159	8:55:48.930
5	<b>1:00.304</b>	+1.588	8:56:49.234
6	<b>58.716</b>	-	8:57:47.950
7	<b>1:00.225</b>	+1.509	8:58:48.175
8	<b>59.312</b>	+0.596	8:59:47.487
9	<b>58.819</b>	+0.103	9:00:46.306
10	<b>58.752</b>	+0.036	9:01:45.058
<b>Best Tm: 58.716</b>			

Lap	Lap Tm	Diff	Time of Day
<b>(3) Adrian HAMILTON</b>			
1	----		8:53:02.845
2	<b>1:01.295</b>	+2.492	8:54:04.140
3	<b>1:01.561</b>	+2.758	8:55:05.701
4	<b>1:00.901</b>	+2.098	8:56:06.602
5	<b>1:00.246</b>	+1.443	8:57:06.848
6	<b>1:01.917</b>	+3.114	8:58:08.765
7	<b>59.435</b>	+0.632	8:59:08.200
8	<b>59.045</b>	+0.242	9:00:07.245
9	<b>58.803</b>	-	9:01:06.048
10	<b>59.309</b>	+0.506	9:02:05.357
<b>Best Tm: 58.803</b>			

Lap	Lap Tm	Diff	Time of Day
<b>(19) Andrew McGREGOR</b>			
1	----		8:53:22.230
2	<b>1:01.542</b>	+1.829	8:54:23.772
3	<b>1:00.382</b>	+0.669	8:55:24.154
4	<b>1:00.752</b>	+1.039	8:56:24.906
5	<b>1:01.168</b>	+1.455	8:57:26.074
6	<b>1:00.445</b>	+0.732	8:58:26.519
7	<b>1:00.729</b>	+1.016	8:59:27.248
8	<b>59.829</b>	+0.116	9:00:27.077
9	<b>59.882</b>	+0.169	9:01:26.959
10	<b>59.713</b>	-	9:02:26.672
<b>Best Tm: 59.713</b>			

Lap	Lap Tm	Diff	Time of Day
<b>(78) David HEADEN</b>			
1	----		8:53:05.932
2	<b>1:02.520</b>	+2.419	8:54:08.453
3	<b>1:03.451</b>	+3.350	8:55:11.904
4	<b>1:00.101</b>	-	8:56:12.005
5	<b>1:29.624</b>	+29.523	8:57:41.629
6	<b>1:11.964</b>	+11.863	8:58:53.593
<b>Best Tm: 1:00.101</b>			

Lap	Lap Tm	Diff	Time of Day
<b>(11) Kyle MURCHIE</b>			
1	----		8:53:36.594
2	<b>2:07.709</b>	+51.811	8:55:44.303
3	<b>1:15.898</b>	-	8:57:00.201

Chief Timekeeper - Ian Sharp

Clerk of the Course Sig.

Weather

Track

Times available on smart-timing.co.uk

Printed: 22/10/2007 19:01:54

Time

Orbits 4

www.amb-it.com

www.mylaps.com

Licensed to: SMART



SMRC Final Fling


SMRC Formula Ford Championship

Knockhill 1.280 Miles

Race 2 - First Race

21/10/2007 10:20

Race (10 Laps)



<b>2</b>
[21] Alan KIRKCALDY [56.058]
<b>4</b>
[5] Stuart THORBURN [56.242]
<b>6</b>
[70] David THORBURN [56.981]
<b>8</b>
[20] Alan BRUNTON [56.994]
<b>10</b>
[23] Andrew CHESHER [57.836]
<b>12</b>
[10] Angus GEDDES [57.943]
<b>14</b>
[14] Colin TURNER [58.188]
<b>16</b>
[91] David ROBERTSON [58.711]
<b>18</b>
[3] Adrian HAMILTON [58.803]
<b>20</b>
[78] David HEADEN [1:00.101]

<b>1</b>
[66] Rory BUTCHER [55.393]
<b>3</b>
[33] Graham CARROLL [56.127]
<b>5</b>
[16] Robert THOMSON [56.964]
<b>7</b>
[7] Craig BRUNTON [56.989]
<b>9</b>
[22] Elliot MASON [57.039]
<b>11</b>
[46] Martin PIERACCINI [57.861]
<b>13</b>
[4] Graham LEGGET [58.157]
<b>15</b>
[2] Willie HOURIE [58.192]
<b>17</b>
[12] David KERR [58.716]
<b>19</b>
[19] Andrew McGREGOR [59.713]
<b>21</b>
[11] Kyle MURCHIE [1:15.898]

1  
2  
3  
4  
5  
6  
7  
8  
9  
10  
11

Chief Timekeeper - Ian Sharp

Orbits 4

Clerk of the Course Sig.

Time

www.amb-it.com

Weather

Track

www.mylaps.com

Times available on smart-timing.co.uk

Licensed to: SMART

Smarty.com Mini Cooper Cup

Knockhill 1.280 Miles

Practice 3

21/10/2007 09:00

Practice

Pos	No.	Name	Make/Model	Class	Coc	CC	Laps	Best Tm	Diff	Lap	2nd Best
1	16	Kenneth THIRWALL	Mini Cooper	SMN		1600	7	1:03.548	-	4	1:03.754
2	2	Paul WILSON	Mini Cooper	SM		1600	8	1:03.558	+0.010	4	1:03.676
3	91	Rory BUTCHER	Mini Cooper	SM		1600	7	1:03.929	+0.381	5	1:04.185
4	17	Mark DRYDEN	Mini Cooper	SM		1600	7	1:04.079	+0.531	6	1:04.174
5	15	Ian MILTON	Mini Cooper	SMN		1600	7	1:04.211	+0.663	4	1:04.289
6	8	Jordan GRONKOWSKI	Mini Cooper	SMN		1600	7	1:04.286	+0.738	4	1:04.523
7	7	Vic COVEY Jnr	Mini Cooper	SM		1600	7	1:04.354	+0.806	4	1:04.446
8	19	Finlay CROCKER	Mini Cooper	SM		1600	8	1:04.399	+0.851	8	1:04.715
9	11	Alasdair McGOWAN	Mini Cooper	SM		1600	7	1:04.808	+1.260	5	1:05.282
10	3	Glynn GEDDIE	Mini Cooper	SMN		1600	7	1:05.065	+1.517	4	1:05.534
11	4	Gilbert GROSSETT	Mini Cooper	SMN		1600	7	1:05.164	+1.616	6	1:05.251
12	9	John BARRIE	Mini Cooper	SMN		1600	7	1:05.321	+1.773	7	1:06.022
13	5	Michael ROWAN	Mini Cooper	SMN		1600	7	1:05.401	+1.853	7	1:05.801
14	1	Alan GOW	Mini Cooper	SM		1600	7	1:05.530	+1.982	4	1:05.906

Chief Timekeeper - Ian Sharp

Orbits 4

Clerk of the Course Sig.

Time

www.amb-it.com

Weather

Track

www.mylaps.com

Times available on smart-timing.co.uk

Licensed to: SMART

# SMRC Final Fling

Smarty.com Mini Cooper Cup

Knockhill 1.280 Miles

Practice 3

21/10/2007 09:00

Practice

Lap	Lap Tm	Diff	Time of Day
<b>(16) Kenneth THIRWALL</b>			
1	----		9:07:43.439
2	<b>1:06.166</b>	+2.618	9:08:49.605
3	<b>1:04.414</b>	+0.866	9:09:54.019
4	<b>1:03.548</b>	-	9:10:57.567
5	<b>1:03.754</b>	+0.206	9:12:01.321
6	<b>1:05.857</b>	+2.309	9:13:07.178
7	<b>1:06.307</b>	+2.759	9:14:13.485
Best Tm: 1:03.548			

Lap	Lap Tm	Diff	Time of Day
<b>(2) Paul WILSON</b>			
1	----		9:07:18.969
2	<b>1:05.298</b>	+1.740	9:08:24.267
3	<b>1:04.247</b>	+0.689	9:09:28.514
4	<b>1:03.558</b>	-	9:10:32.072
5	<b>1:03.817</b>	+0.259	9:11:35.889
6	<b>1:03.989</b>	+0.431	9:12:39.878
7	<b>1:03.676</b>	+0.118	9:13:43.554
8	<b>1:08.997</b>	+5.439	9:14:52.551
Best Tm: 1:03.558			

Lap	Lap Tm	Diff	Time of Day
<b>(91) Rory BUTCHER</b>			
1	----		9:07:50.047
2	<b>1:05.030</b>	+1.101	9:08:55.077
3	<b>1:09.834</b>	+5.905	9:10:04.911
4	<b>1:04.185</b>	+0.256	9:11:09.096
5	<b>1:03.929</b>	-	9:12:13.025
6	<b>1:10.070</b>	+6.141	9:13:23.095
7	<b>1:05.774</b>	+1.845	9:14:28.869
Best Tm: 1:03.929			

Lap	Lap Tm	Diff	Time of Day
<b>(17) Mark DRYDEN</b>			
1	----		9:07:37.062
2	<b>1:05.385</b>	+1.306	9:08:42.447
3	<b>1:10.129</b>	+6.050	9:09:52.576
4	<b>1:04.174</b>	+0.095	9:10:56.750
5	<b>1:05.393</b>	+1.314	9:12:02.143
6	<b>1:04.079</b>	-	9:13:06.222
7	<b>1:04.297</b>	+0.218	9:14:10.519
Best Tm: 1:04.079			

Lap	Lap Tm	Diff	Time of Day
<b>(15) Ian MILTON</b>			
1	----		9:07:52.051
2	<b>1:07.344</b>	+3.133	9:08:59.395
3	<b>1:04.289</b>	+0.078	9:10:03.684
4	<b>1:04.211</b>	-	9:11:07.895
5	<b>1:04.488</b>	+0.277	9:12:12.383
6	<b>1:10.074</b>	+5.863	9:13:22.457
7	<b>1:04.546</b>	+0.335	9:14:27.003
Best Tm: 1:04.211			

Lap	Lap Tm	Diff	Time of Day
<b>(8) Jordan GRONKOWSKI</b>			
1	----		9:07:23.880
2	<b>1:06.113</b>	+1.827	9:08:29.993
3	<b>1:09.414</b>	+5.128	9:09:39.407
4	<b>1:04.286</b>	-	9:10:43.693
5	<b>1:04.603</b>	+0.317	9:11:48.296
6	<b>1:04.888</b>	+0.602	9:12:53.184
7	<b>1:04.523</b>	+0.237	9:13:57.707
Best Tm: 1:04.286			

Lap	Lap Tm	Diff	Time of Day
<b>(7) Vic COVEY Jnr</b>			
1	----		9:07:31.876
2	<b>1:05.598</b>	+1.244	9:08:37.474
3	<b>1:04.699</b>	+0.345	9:09:42.173
4	<b>1:04.354</b>	-	9:10:46.527
5	<b>1:04.464</b>	+0.110	9:11:50.991
6	<b>1:04.525</b>	+0.171	9:12:55.516
7	<b>1:04.446</b>	+0.092	9:13:59.962
Best Tm: 1:04.354			

Lap	Lap Tm	Diff	Time of Day
<b>(19) Finlay CROCKER</b>			
1	----		9:07:11.513
2	<b>1:07.188</b>	+2.789	9:08:18.701
3	<b>1:05.708</b>	+1.309	9:09:24.409
4	<b>1:05.254</b>	+0.855	9:10:29.663
5	<b>1:04.806</b>	+0.407	9:11:34.469
6	<b>1:07.640</b>	+3.241	9:12:42.109
7	<b>1:04.715</b>	+0.316	9:13:46.824
8	<b>1:04.399</b>	-	9:14:51.223
Best Tm: 1:04.399			

Lap	Lap Tm	Diff	Time of Day
<b>(11) Alasdair McGOWAN</b>			
1	----		9:07:35.068
2	<b>1:07.244</b>	+2.436	9:08:42.312
3	<b>1:06.382</b>	+1.574	9:09:48.694
4	<b>1:05.282</b>	+0.474	9:10:53.976
5	<b>1:04.808</b>	-	9:11:58.784
6	<b>1:05.288</b>	+0.480	9:13:04.072
7	<b>1:05.495</b>	+0.687	9:14:09.567
Best Tm: 1:04.808			

Lap	Lap Tm	Diff	Time of Day
<b>(3) Glynn GEDDIE</b>			
1	----		9:07:23.255
2	<b>1:06.878</b>	+1.813	9:08:30.133
3	<b>1:05.534</b>	+0.469	9:09:35.667
4	<b>1:05.065</b>	-	9:10:40.732
5	<b>1:07.045</b>	+1.980	9:11:47.777
6	<b>1:54.853</b>	+49.788	9:13:42.630
7	<b>1:05.733</b>	+0.668	9:14:48.363
Best Tm: 1:05.065			

Lap	Lap Tm	Diff	Time of Day
<b>(4) Gilbert GROSSETT</b>			
1	----		9:07:37.972
2	<b>1:06.177</b>	+1.013	9:08:44.149
3	<b>1:05.605</b>	+0.441	9:09:49.754
4	<b>1:05.251</b>	+0.087	9:10:55.005
5	<b>1:05.280</b>	+0.116	9:12:00.285
6	<b>1:05.164</b>	-	9:13:05.449
7	<b>1:06.195</b>	+1.031	9:14:11.644
Best Tm: 1:05.164			

Lap	Lap Tm	Diff	Time of Day
<b>(9) John BARRIE</b>			
1	----		9:07:24.227
2	<b>1:06.592</b>	+1.271	9:08:30.819
3	<b>1:14.577</b>	+9.256	9:09:45.396
4	<b>1:06.136</b>	+0.815	9:10:51.532
5	<b>1:06.022</b>	+0.701	9:11:57.554
6	<b>1:06.039</b>	+0.718	9:13:03.593
7	<b>1:05.321</b>	-	9:14:08.914
Best Tm: 1:05.321			

Lap	Lap Tm	Diff	Time of Day
<b>(5) Michael ROWAN</b>			
1	----		9:07:46.507
2	<b>1:07.375</b>	+1.974	9:08:53.882
3	<b>1:06.219</b>	+0.818	9:10:00.101
4	<b>1:06.191</b>	+0.790	9:11:06.292
5	<b>1:05.801</b>	+0.400	9:12:12.093
6	<b>1:07.817</b>	+2.416	9:13:19.910
7	<b>1:05.401</b>	-	9:14:25.311
Best Tm: 1:05.401			

Lap	Lap Tm	Diff	Time of Day
<b>(1) Alan GOW</b>			
1	----		9:07:15.648
2	<b>1:10.205</b>	+4.675	9:08:25.853
3	<b>1:07.133</b>	+1.603	9:09:32.986
4	<b>1:05.530</b>	-	9:10:38.516
5	<b>1:13.476</b>	+7.946	9:11:51.992
6	<b>1:06.355</b>	+0.825	9:12:58.347
7	<b>1:05.906</b>	+0.376	9:14:04.253
Best Tm: 1:05.530			

Chief Timekeeper - Ian Sharp

Clerk of the Course Sig.

Weather

Times available on smart-timing.co.uk

Printed: 22/10/2007 19:23:18

Time

Track

Orbits 4

www.amb-it.com

www.mylaps.com

Licensed to: SMART

SMRC Final Fling

Smarty.com Mini Cooper Cup

Knockhill 1.280 Miles

Race 4 - First Race

21/10/2007 11:00

Race (10 Laps)



<b>2</b>
[2] Paul WILSON
[1:03.558]
<b>4</b>
[17] Mark DRYDEN
[1:04.079]
<b>6</b>
[8] Jordan GRONKOWSKI
[1:04.286]
<b>8</b>
[19] Finlay CROCKER
[1:04.399]
<b>10</b>
[3] Glynn GEDDIE
[1:05.065]
<b>12</b>
[9] John BARRIE
[1:05.321]
<b>14</b>
[1] Alan GOW
[1:05.530]

<b>1</b>
[16] Kenneth THIRWALL
[1:03.548]
<b>3</b>
[91] Rory BUTCHER
[1:03.929]
<b>5</b>
[15] Ian MILTON
[1:04.211]
<b>7</b>
[7] Vic COVEY Jnr
[1:04.354]
<b>9</b>
[11] Alasdair McGOWAN
[1:04.808]
<b>11</b>
[4] Gilbert GROSSETT
[1:05.164]
<b>13</b>
[5] Michael ROWAN
[1:05.401]

1  
2  
3  
4  
5  
6  
7

Chief Timekeeper - Ian Sharp

Orbits 4

Clerk of the Course Sig.

Time

www.amb-it.com

Weather Track

www.mylaps.com

Times available on smart-timing.co.uk

Licensed to: SMART

Scottish Classic Sports &amp; Saloons

Knockhill 1.280 Miles

Practice 4

21/10/2007 09:15

Practice

Pos	No.	Name	Make/Model	Class	Coc	CC	Laps	Best Tm	Diff	Lap	2nd Best
1	4	Stan BERNARD	Porsche 911	CSSC	2687		7	1:07.189	-	2	1:07.476
2	5	Matthew GORDON	Porsche 911	CSSC	2700		7	1:08.661	+1.472	5	1:09.740
3	2	Oilly ROSS	Lotus Europa	CSSB	1600		7	1:08.751	+1.562	6	1:08.811
4	66	Ian LONGFORD	Ford Escort	CSSC	2000		7	1:09.574	+2.385	4	1:10.303
5	31	Kenny ALLEN	Lotus Elan	CSSB	1558		6	1:09.686	+2.497	4	1:12.402
6	27	Steven SWAN	Renault Gordini	CSSB	1546		7	1:11.019	+3.830	5	1:11.293
7	3	Adam BERNARD	Porsche 911	CSSC	2687		7	1:11.509	+4.320	5	1:12.938
8	87	Al FLEMING	Lotus Elan	CSSB	1558		6	1:11.884	+4.695	2	1:14.167
9	72	Willy TOYE	Triumph TR8	CSSC	3500		7	1:12.666	+5.477	4	1:13.198
10	12	Tommy GILMARTIN	BMW 2002	CSSC	2000		6	1:13.316	+6.127	5	1:13.429
11	21	Jimmy CROW	Ford Escort	CSSB	1558		6	1:15.600	+8.411	5	1:18.614
12	26	Liz SWAN	Renault 8	CSSA	1397		6	1:20.266	+13.077	5	1:20.950

Chief Timekeeper - Ian Sharp

Orbits 4

Clerk of the Course Sig.

Time

www.amb-it.com

Weather

Track

www.mylaps.com

Times available on smart-timing.co.uk

Licensed to: SMART

# SMRC Final Fling

Scottish Classic Sports & Saloons

Knockhill 1.280 Miles

Practice 4

21/10/2007 09:15

Practice

Lap	Lap Tm	Diff	Time of Day
<b>(4) Stan BERNARD</b>			
1	----		9:20:02.441
2	<b>1:07.189</b>	-	9:21:09.630
3	<b>1:07.476</b>	+0.287	9:22:17.106
4	<b>1:08.816</b>	+1.627	9:23:25.922
5	<b>1:08.799</b>	+1.610	9:24:34.721
6	<b>1:08.731</b>	+1.542	9:25:43.452
7	<b>1:09.823</b>	+2.634	9:26:53.275
Best Tm: 1:07.189			

Lap	Lap Tm	Diff	Time of Day
<b>(5) Matthew GORDON</b>			
1	----		9:20:10.090
2	<b>1:12.450</b>	+3.789	9:21:22.540
3	<b>1:10.918</b>	+2.257	9:22:33.458
4	<b>1:09.740</b>	+1.079	9:23:43.198
5	<b>1:08.661</b>	-	9:24:51.859
6	<b>1:11.170</b>	+2.509	9:26:03.029
7	<b>1:13.136</b>	+4.475	9:27:16.165
Best Tm: 1:08.661			

Lap	Lap Tm	Diff	Time of Day
<b>(2) Olly ROSS</b>			
1	----		9:20:08.234
2	<b>1:11.773</b>	+3.022	9:21:20.007
3	<b>1:10.421</b>	+1.670	9:22:30.428
4	<b>1:08.961</b>	+0.210	9:23:39.389
5	<b>1:08.811</b>	+0.060	9:24:48.200
6	<b>1:08.751</b>	-	9:25:56.951
7	<b>1:09.406</b>	+0.655	9:27:06.357
Best Tm: 1:08.751			

Lap	Lap Tm	Diff	Time of Day
<b>(66) Ian LONGFORD</b>			
1	----		9:20:17.348
2	<b>1:12.201</b>	+2.627	9:21:29.549
3	<b>1:11.323</b>	+1.749	9:22:40.872
4	<b>1:09.574</b>	-	9:23:50.446
5	<b>1:10.303</b>	+0.729	9:25:00.749
6	<b>1:11.945</b>	+2.371	9:26:12.694
7	<b>1:41.163</b>	+31.589	9:27:53.857
Best Tm: 1:09.574			

Lap	Lap Tm	Diff	Time of Day
<b>(31) Kenny ALLEN</b>			
1	----		9:20:18.243
2	<b>1:12.402</b>	+2.716	9:21:30.645
3	<b>1:13.099</b>	+3.413	9:22:43.744
4	<b>1:09.686</b>	-	9:23:53.430
5	<b>1:17.336</b>	+7.650	9:25:10.766
6	<b>1:16.680</b>	+6.994	9:26:27.446
Best Tm: 1:09.686			

Lap	Lap Tm	Diff	Time of Day
<b>(27) Steven SWAN</b>			
1	----		9:20:07.414
2	<b>1:13.500</b>	+2.481	9:21:20.914
3	<b>1:13.744</b>	+2.725	9:22:34.658
4	<b>1:11.758</b>	+0.739	9:23:46.416
5	<b>1:11.019</b>	-	9:24:57.435
6	<b>1:11.293</b>	+0.274	9:26:08.728
7	<b>1:12.271</b>	+1.252	9:27:20.999
Best Tm: 1:11.019			

Lap	Lap Tm	Diff	Time of Day
<b>(3) Adam BERNARD</b>			
1	----		9:20:09.108
2	<b>1:13.099</b>	+1.590	9:21:22.207
3	<b>1:25.879</b>	+14.370	9:22:48.086
4	<b>1:12.938</b>	+1.429	9:24:01.024
5	<b>1:11.509</b>	-	9:25:12.533
6	<b>1:14.161</b>	+2.652	9:26:26.694
7	<b>1:16.661</b>	+5.152	9:27:43.355
Best Tm: 1:11.509			

Lap	Lap Tm	Diff	Time of Day
<b>(87) Al FLEMING</b>			
1	----		9:20:07.498
2	<b>1:11.884</b>	-	9:21:19.382
3	<b>1:39.047</b>	+27.163	9:22:58.429
4	<b>1:17.475</b>	+5.591	9:24:15.904
5	<b>1:14.167</b>	+2.283	9:25:30.071
6	<b>1:15.611</b>	+3.727	9:26:45.682
Best Tm: 1:11.884			

Lap	Lap Tm	Diff	Time of Day
<b>(72) Willy TOYE</b>			
1	----		9:20:12.661
2	<b>1:15.156</b>	+2.490	9:21:27.817
3	<b>1:13.198</b>	+0.532	9:22:41.015
4	<b>1:12.666</b>	-	9:23:53.681
5	<b>1:13.563</b>	+0.897	9:25:07.244
6	<b>1:24.555</b>	+11.889	9:26:31.799
7	<b>1:17.292</b>	+4.626	9:27:49.091
Best Tm: 1:12.666			

Lap	Lap Tm	Diff	Time of Day
<b>(12) Tommy GILMARTIN</b>			
1	----		9:20:17.552
2	<b>1:25.225</b>	+11.909	9:21:42.777
3	<b>1:25.474</b>	+12.158	9:23:08.251
4	<b>1:14.758</b>	+1.442	9:24:23.009
5	<b>1:13.316</b>	-	9:25:36.325
6	<b>1:13.429</b>	+0.113	9:26:49.754
Best Tm: 1:13.316			

Lap	Lap Tm	Diff	Time of Day
<b>(21) Jimmy CROW</b>			
1	----		9:20:22.397
2	<b>1:20.975</b>	+5.375	9:21:43.372

Lap	Lap Tm	Diff	Time of Day
3	<b>1:18.614</b>	+3.014	9:23:01.986
4	<b>1:26.289</b>	+10.689	9:24:28.275
5	<b>1:15.600</b>	-	9:25:43.875
6	<b>1:20.902</b>	+5.302	9:27:04.777
Best Tm: 1:15.600			

Lap	Lap Tm	Diff	Time of Day
<b>(26) Liz SWAN</b>			
1	----		9:20:14.801
2	<b>1:22.085</b>	+1.819	9:21:36.886
3	<b>1:24.010</b>	+3.744	9:23:00.896
4	<b>1:21.139</b>	+0.873	9:24:22.035
5	<b>1:20.266</b>	-	9:25:42.301
6	<b>1:20.950</b>	+0.684	9:27:03.251
Best Tm: 1:20.266			

Chief Timekeeper - Ian Sharp

Clerk of the Course Sig.

Weather

Times available on smart-timing.co.uk

Printed: 22/10/2007 19:06:15

Time

Track

Orbits 4

www.amb-it.com

www.mylaps.com

Licensed to: SMART

SMRC Final Fling


Scottish Classic Sports & Saloons

Knockhill 1.280 Miles

Race 5 - First Race

21/10/2007 11:20

Race (10 Laps)



<b>2</b>
[5] Matthew GORDON
[1:08.661]
<b>4</b>
[66] Ian LONGFORD
[1:09.574]
<b>6</b>
[27] Steven SWAN
[1:11.019]
<b>8</b>
[87] Al FLEMING
[1:11.884]
<b>10</b>
[12] Tommy GILMARTIN
[1:13.316]
<b>12</b>
[26] Liz SWAN
[1:20.266]

<b>1</b>
[4] Stan BERNARD
[1:07.189]
<b>3</b>
[2] Olly ROSS
[1:08.751]
<b>5</b>
[31] Kenny ALLEN
[1:09.686]
<b>7</b>
[3] Adam BERNARD
[1:11.509]
<b>9</b>
[72] Willy TOYE
[1:12.666]
<b>11</b>
[21] Jimmy CROW
[1:15.600]

1  
2  
3  
4  
5  
6

Chief Timekeeper - Ian Sharp

Orbits 4

Clerk of the Course Sig. Time

www.amb-it.com

Weather Track

www.mylaps.com

Times available on smart-timing.co.uk

Licensed to: SMART

Scottish Sports &amp; Saloon Championship

Knockhill 1.280 Miles

Practice 5

21/10/2007 09:30

Practice

Pos	No.	Name	Make/Model	Class	Coc CC	Laps	Best Tm	Diff	Lap	2nd Best
1	26	Andrew GALLACHER	Ford Focus	SSA	2000	6	1:00.055	-	5	1:00.529
2	77	Stewart WHYTE	Seat Leon	SSA	2000T	5	1:00.823	+0.768	5	1:01.659
3	71	Robert PRITCHARD	Caterham	SSA	2000	8	1:02.192	+2.137	8	1:02.376
4	78	David HEADEN	Caterham R400	SSA	2296	7	1:03.004	+2.949	6	1:03.418
5	9	Glynn GEDDIE	Caterham CSR	SB	2300	6	1:03.029	+2.974	4	1:03.108
6	70	Sasha BRUNTON	Ford Escort Cosworth	SSA	2000	8	1:03.573	+3.518	8	1:04.431
7	7	Charlie SHAW	Ford Focus	SSA	2000T	7	1:03.892	+3.837	7	1:05.343
8	99	Warren DUNBAR	Caterham CSR	SSA	2300	7	1:04.491	+4.436	6	1:04.946
9	21	Peter TADDEI	Ford Fiesta	SSB	2100	7	1:05.224	+5.169	7	1:07.670
10	33	Cameron PURDIE	Westfield	SSD	1900	7	1:05.354	+5.299	7	1:05.825
11	54	Andrew MORRISON	Seat Cupra	SSB	1998	7	1:06.115	+6.060	7	1:07.684
12	40	Derek HASTINGS	Ford Escort Cosworth	SSB	2000T	5	1:07.211	+7.156	4	1:08.270
13	17	Phil DRYBURGH	Lotus 340R	SSC	1800	7	1:08.231	+8.176	7	1:08.582
14	25	Andrew MacKENZIE	Caterham	SSE	1600	7	1:08.943	+8.888	7	1:09.345
15	30	Ian SINCLAIR	Westfield	SSD	1998	7	1:10.244	+10.189	4	1:10.436
16	16	Colin SIMPSON	Marcos Mantis	SSA	4600	5	1:13.202	+13.147	3	1:14.704

Chief Timekeeper - Ian Sharp

Orbits 4

Clerk of the Course Sig.

Time

www.amb-it.com

Weather

Track

www.mylaps.com

Times available on smart-timing.co.uk

Licensed to: SMART



# SMRC Final Fling

## Scottish Sports & Saloon Championship

Knockhill 1.280 Miles

### Practice 5

21/10/2007 09:30

### Practice

Lap	Lap Tm	Diff	Time of Day
<b>(26) Andrew GALLACHER</b>			
1	-:--		9:32:06.776
2	<b>1:05.327</b>	+5.272	9:33:12.103
3	<b>1:00.650</b>	+0.595	9:34:12.753
4	<b>1:00.529</b>	+0.474	9:35:13.282
5	<b>1:00.055</b>	-	9:36:13.337
6	<b>1:05.843</b>	+5.788	9:37:19.180
<b>Best Tm: 1:00.055</b>			

Lap	Lap Tm	Diff	Time of Day
<b>(77) Stewart WHYTE</b>			
1	-:--		9:34:37.921
2	<b>1:02.892</b>	+2.069	9:35:40.813
3	<b>1:01.713</b>	+0.890	9:36:42.526
4	<b>1:01.659</b>	+0.836	9:37:44.185
5	<b>1:00.823</b>	-	9:38:45.008
<b>Best Tm: 1:00.823</b>			

Lap	Lap Tm	Diff	Time of Day
<b>(71) Robert PRITCHARD</b>			
1	-:--		9:32:02.295
2	<b>1:09.165</b>	+6.973	9:33:11.460
3	<b>1:06.390</b>	+4.198	9:34:17.850
4	<b>1:03.651</b>	+1.459	9:35:21.501
5	<b>1:02.598</b>	+0.406	9:36:24.099
6	<b>1:02.750</b>	+0.558	9:37:26.849
7	<b>1:02.376</b>	+0.184	9:38:29.225
8	<b>1:02.192</b>	-	9:39:31.417
<b>Best Tm: 1:02.192</b>			

Lap	Lap Tm	Diff	Time of Day
<b>(78) David HEADEN</b>			
1	-:--		9:32:17.795
2	<b>1:05.715</b>	+2.711	9:33:23.510
3	<b>1:08.692</b>	+5.688	9:34:32.202
4	<b>1:04.266</b>	+1.262	9:35:36.468
5	<b>1:03.418</b>	+0.414	9:36:39.886
6	<b>1:03.004</b>	-	9:37:42.890
7	<b>1:03.533</b>	+0.529	9:38:46.423
<b>Best Tm: 1:03.004</b>			

Lap	Lap Tm	Diff	Time of Day
<b>(9) Glynn GEDDIE</b>			
1	-:--		9:34:05.742
2	<b>1:04.955</b>	+1.926	9:35:10.697
3	<b>1:03.803</b>	+0.774	9:36:14.500
4	<b>1:03.029</b>	-	9:37:17.529
5	<b>1:03.108</b>	+0.079	9:38:20.637
6	<b>1:03.650</b>	+0.621	9:39:24.287
<b>Best Tm: 1:03.029</b>			

Lap	Lap Tm	Diff	Time of Day
<b>(70) Sasha BRUNTON</b>			
1	-:--		9:31:48.657

Lap	Lap Tm	Diff	Time of Day
2	<b>1:09.274</b>	+5.701	9:32:57.931
3	<b>1:07.255</b>	+3.682	9:34:05.186
4	<b>1:05.830</b>	+2.257	9:35:11.016
5	<b>1:06.023</b>	+2.450	9:36:17.039
6	<b>1:04.795</b>	+1.222	9:37:21.834
7	<b>1:04.431</b>	+0.858	9:38:26.265
8	<b>1:03.573</b>	-	9:39:29.838
<b>Best Tm: 1:03.573</b>			

Lap	Lap Tm	Diff	Time of Day
<b>(7) Charlie SHAW</b>			
1	-:--		9:32:09.352
2	<b>1:07.890</b>	+3.998	9:33:17.242
3	<b>1:08.806</b>	+4.914	9:34:26.048
4	<b>1:05.343</b>	+1.451	9:35:31.391
5	<b>1:07.595</b>	+3.703	9:36:38.986
6	<b>1:06.965</b>	+3.073	9:37:45.951
7	<b>1:03.892</b>	-	9:38:49.843
<b>Best Tm: 1:03.892</b>			

Lap	Lap Tm	Diff	Time of Day
<b>(99) Warren DUNBAR</b>			
1	-:--		9:31:59.897
2	<b>1:12.042</b>	+7.551	9:33:11.939
3	<b>1:09.513</b>	+5.022	9:34:21.452
4	<b>1:05.801</b>	+1.310	9:35:27.253
5	<b>1:04.946</b>	+0.455	9:36:32.199
6	<b>1:04.491</b>	-	9:37:36.690
7	<b>1:06.335</b>	+1.844	9:38:43.025
<b>Best Tm: 1:04.491</b>			

Lap	Lap Tm	Diff	Time of Day
<b>(21) Peter TADDEI</b>			
1	-:--		9:32:06.651
2	<b>1:48.582</b>	+43.358	9:33:55.233
3	<b>1:08.277</b>	+3.053	9:35:03.510
4	<b>1:07.670</b>	+2.446	9:36:11.180
5	<b>1:08.453</b>	+3.229	9:37:19.633
6	<b>1:12.483</b>	+7.259	9:38:32.116
7	<b>1:05.224</b>	-	9:39:37.340
<b>Best Tm: 1:05.224</b>			

Lap	Lap Tm	Diff	Time of Day
<b>(33) Cameron PURDIE</b>			
1	-:--		9:31:53.514
2	<b>1:09.195</b>	+3.841	9:33:02.709
3	<b>1:07.978</b>	+2.624	9:34:10.687
4	<b>1:07.602</b>	+2.248	9:35:18.289
5	<b>1:06.562</b>	+1.208	9:36:24.851
6	<b>1:05.825</b>	+0.471	9:37:30.676
7	<b>1:05.354</b>	-	9:38:36.030
<b>Best Tm: 1:05.354</b>			

Lap	Lap Tm	Diff	Time of Day
<b>(54) Andrew MORRISON</b>			
1	-:--		9:31:58.794

Lap	Lap Tm	Diff	Time of Day
2	<b>1:12.394</b>	+6.279	9:33:11.188
3	<b>1:11.409</b>	+5.294	9:34:22.597
4	<b>1:10.074</b>	+3.959	9:35:32.671
5	<b>1:08.666</b>	+2.551	9:36:41.337
6	<b>1:07.684</b>	+1.569	9:37:49.021
7	<b>1:06.115</b>	-	9:38:55.136
<b>Best Tm: 1:06.115</b>			

Lap	Lap Tm	Diff	Time of Day
<b>(40) Derek HASTINGS</b>			
1	-:--		9:32:06.484
2	<b>1:08.270</b>	+1.059	9:33:14.754
3	<b>1:09.163</b>	+1.952	9:34:23.917
4	<b>1:07.211</b>	-	9:35:31.128
5	<b>1:14.495</b>	+7.284	9:36:45.623
<b>Best Tm: 1:07.211</b>			

Lap	Lap Tm	Diff	Time of Day
<b>(17) Phil DRYBURGH</b>			
1	-:--		9:32:03.810
2	<b>1:11.151</b>	+2.920	9:33:14.961
3	<b>1:12.036</b>	+3.805	9:34:26.997
4	<b>1:09.217</b>	+0.986	9:35:36.214
5	<b>1:09.042</b>	+0.811	9:36:45.256
6	<b>1:08.582</b>	+0.351	9:37:53.838
7	<b>1:08.231</b>	-	9:39:02.069
<b>Best Tm: 1:08.231</b>			

Lap	Lap Tm	Diff	Time of Day
<b>(25) Andrew MacKENZIE</b>			
1	-:--		9:32:01.271
2	<b>1:15.015</b>	+6.072	9:33:16.286
3	<b>1:13.172</b>	+4.229	9:34:29.458
4	<b>1:09.786</b>	+0.843	9:35:39.244
5	<b>1:09.345</b>	+0.402	9:36:48.589
6	<b>1:09.572</b>	+0.629	9:37:58.161
7	<b>1:08.943</b>	-	9:39:07.104
<b>Best Tm: 1:08.943</b>			

Lap	Lap Tm	Diff	Time of Day
<b>(30) Ian SINCLAIR</b>			
1	-:--		9:32:21.974
2	<b>1:13.263</b>	+3.019	9:33:35.237
3	<b>1:11.160</b>	+0.916	9:34:46.397
4	<b>1:10.244</b>	-	9:35:56.641
5	<b>1:10.436</b>	+0.192	9:37:07.077
6	<b>1:10.478</b>	+0.234	9:38:17.555
7	<b>1:10.465</b>	+0.221	9:39:28.020
<b>Best Tm: 1:10.244</b>			

Lap	Lap Tm	Diff	Time of Day
<b>(16) Colin SIMPSON</b>			
1	-:--		9:32:06.055
2	<b>1:16.240</b>	+3.038	9:33:22.295
3	<b>1:13.202</b>	-	9:34:35.497
4	<b>1:14.704</b>	+1.502	9:35:50.201

Chief Timekeeper - Ian Sharp

Clerk of the Course Sig.

Weather

Times available on smart-timing.co.uk

Printed: 22/10/2007 19:15:37

Time

Track

(54) Andrew MORRISON

9:31:58.794

Orbits 4

www.amb-it.com

www.mylaps.com

Licensed to: SMART

SMRC Final Fling

Scottish Sports & Saloon Championship

Knockhill 1.280 Miles

Practice 5

21/10/2007 09:30

Practice

Lap	Lap Tm	Diff	Time of Day
5	1:18.994	+5.792	9:37:09.195
Best Tm: 1:13.202			

Lap	Lap Tm	Diff	Time of Day
-----	--------	------	-------------

Lap	Lap Tm	Diff	Time of Day
-----	--------	------	-------------

Chief Timekeeper - Ian Sharp

Clerk of the Course Sig.

Weather

Times available on smart-timing.co.uk

Printed: 22/10/2007 19:15:37

Time

Track

Orbits 4

www.amb-it.com

www.mylaps.com

Licensed to: SMART

SMRC Final Fling


Scottish Sports & Saloon Championship

Knockhill 1.280 Miles

Race 7 - First Race

21/10/2007 12:00

Race (10 Laps)



<b>2</b>
[77] Stewart WHYTE
[1:00.823]
<b>4</b>
[78] David HEADEN
[1:03.004]
<b>6</b>
[70] Sasha BRUNTON
[1:03.573]
<b>8</b>
[99] Warren DUNBAR
[1:04.491]
<b>10</b>
[33] Cameron PURDIE
[1:05.354]
<b>12</b>
[40] Derek HASTINGS
[1:07.211]
<b>14</b>
[25] Andrew MacKENZIE
[1:08.943]
<b>16</b>
[16] Colin SIMPSON
[1:13.202]

<b>1</b>
[26] Andrew GALLACHER
[1:00.055]
<b>3</b>
[71] Robert PRITCHARD
[1:02.192]
<b>5</b>
[9] Glynn GEDDIE
[1:03.029]
<b>7</b>
[7] Charlie SHAW
[1:03.892]
<b>9</b>
[21] Peter TADDEI
[1:05.224]
<b>11</b>
[54] Andrew MORRISON
[1:06.115]
<b>13</b>
[17] Phil DRYBURGH
[1:08.231]
<b>15</b>
[30] Ian SINCLAIR
[1:10.244]

1  
2  
3  
4  
5  
6  
7  
8

Chief Timekeeper - Ian Sharp

Orbits 4

Clerk of the Course Sig. Time

www.amb-it.com

Weather Track

www.mylaps.com

Times available on smart-timing.co.uk

Licensed to: SMART

Scottish Legends Championship

Knockhill 1.280 Miles

Practice 6

21/10/2007 09:45

Practice

Pos	No.	Name	Make/Model	Class	Coc	CC	Laps	Best Tm	Diff	Lap	2nd Best
1	22	Benjamin MASON	Ford Sedan	L		1250	5	1:09.578	-	4	1:09.592
2	50	Dave NEWSHAM	Ford Coupe	L		1250	7	1:09.862	+0.284	4	1:10.078
3	70	Alistair DOW David THORBURN	34 Ford Coupe	L		1200	7	1:10.112	+0.534	7	1:10.377
4	23	Alistair GAULD	Legend	L		1200	7	1:11.106	+1.528	6	1:11.319
5	90	Mark LEES	Dodge Coupe	L		1250	6	1:11.587	+2.009	5	1:12.268
6	37	Rory BRYANT	Ford Sedan	LS		1250	7	1:11.678	+2.100	6	1:11.868
7	6	Ross MARSHALL	Legend	L		1250	7	1:11.711	+2.133	5	1:11.816
8	10	Frank OGG	Legend	L		1250	7	1:12.024	+2.446	6	1:12.945
9	68	Carol BROWN	Ford Sedan	L		1200	5	1:12.080	+2.502	4	1:12.962
10	44	Mark SPIERS Andrew DONALD	Ford Sedan	L		1250	7	1:12.217	+2.639	6	1:12.328
11	80	Steve COULL	Legend	L		1200	6	1:12.816	+3.238	4	1:13.017
12	46	Colin ATKINSON	Legend	L		1200	7	1:12.947	+3.369	4	1:13.086
13	4	Tony CAIG	37 Chevy	L		1250	7	1:13.003	+3.425	5	1:13.157
14	18	Richard CROZIER	Legend	L		1250	5	1:13.025	+3.447	4	1:13.451
15	28	Scott HYNDS	Legend	L		1250	5	1:14.350	+4.772	4	1:15.071
16	25	Chris HYNDS	34 Chevy	L		1250	6	1:14.541	+4.963	4	1:15.118
17	99	Sandford IMRIE	Ford Sedan	L		1250	7	1:14.796	+5.218	4	1:15.319
18	88	Jason OGG	34 Chevy Coupe	L		1250	5	1:14.832	+5.254	4	1:15.209
19	27	Murray FORD	Ford Sedan	L		1250	6	1:15.056	+5.478	4	1:15.533
20	60	Michael HOGG	37 Ford Sedan	LS		1250	5	1:15.224	+5.646	2	1:15.546
21	42	James WILLIS	Chevy	L		1250	6	1:17.428	+7.850	4	1:17.776
22	69	Gerard McCOSH	Ford Coupe	L		1250	4	1:21.629	+12.051	3	1:23.813

## Announcements

Car No.42 - No working transponder - Please fix before racing.

Chief Timekeeper - Ian Sharp

Orbits 4

Clerk of the Course Sig.

Time

www.amb-it.com

Weather

Track

www.mylaps.com

Times available on smart-timing.co.uk

Licensed to: SMART

# SMRC Final Fling

## Scottish Legends Championship

Knockhill 1.280 Miles

### Practice 6

21/10/2007 09:45

### Practice

Lap	Lap Tm	Diff	Time of Day
(22) Benjamin MASON			
1	-:--		9:46:33.596
2	<b>1:09.967</b>	+0.389	9:47:43.563
3	<b>1:10.791</b>	+1.213	9:48:54.354
4	<b>1:09.578</b>	-	9:50:03.932
5	<b>1:09.592</b>	+0.014	9:51:13.524
Best Tm: 1:09.578			

Lap	Lap Tm	Diff	Time of Day
(50) Dave NEWSHAM			
1	-:--		9:45:04.360
2	<b>1:10.910</b>	+1.048	9:46:15.270
3	<b>1:10.399</b>	+0.537	9:47:25.669
4	<b>1:09.862</b>	-	9:48:35.531
5	<b>1:10.195</b>	+0.333	9:49:45.726
6	<b>1:10.078</b>	+0.216	9:50:55.804
7	<b>1:13.051</b>	+3.189	9:52:08.855
Best Tm: 1:09.862			

Lap	Lap Tm	Diff	Time of Day
(70) Alistair DOW David THORBURN			
1	-:--		9:44:07.149
2	<b>1:12.045</b>	+1.933	9:45:19.194
3	<b>1:11.038</b>	+0.926	9:46:30.232
4	<b>1:11.093</b>	+0.981	9:47:41.325
5	<b>1:11.139</b>	+1.027	9:48:52.464
6	<b>1:10.377</b>	+0.265	9:50:02.841
7	<b>1:10.112</b>	-	9:51:12.953
Best Tm: 1:10.112			

Lap	Lap Tm	Diff	Time of Day
(23) Alistair GAULD			
1	-:--		9:44:12.136
2	<b>1:13.137</b>	+2.031	9:45:25.273
3	<b>1:11.878</b>	+0.772	9:46:37.151
4	<b>1:11.665</b>	+0.559	9:47:48.816
5	<b>1:11.515</b>	+0.409	9:49:00.331
6	<b>1:11.106</b>	-	9:50:11.437
7	<b>1:11.319</b>	+0.213	9:51:22.756
Best Tm: 1:11.106			

Lap	Lap Tm	Diff	Time of Day
(90) Mark LEES			
1	-:--		9:46:07.862
2	<b>1:13.826</b>	+2.239	9:47:21.688
3	<b>1:12.268</b>	+0.681	9:48:33.956
4	<b>1:13.286</b>	+1.699	9:49:47.242
5	<b>1:11.587</b>	-	9:50:58.829
6	<b>1:26.726</b>	+15.139	9:52:25.555
Best Tm: 1:11.587			

Lap	Lap Tm	Diff	Time of Day
(37) Rory BRYANT			
1	-:--		9:44:33.698

Lap	Lap Tm	Diff	Time of Day
2	<b>1:13.475</b>	+1.797	9:45:47.173
3	<b>1:13.213</b>	+1.535	9:47:00.386
4	<b>1:13.250</b>	+1.572	9:48:13.636
5	<b>1:11.868</b>	+0.190	9:49:25.504
6	<b>1:11.678</b>	-	9:50:37.182
7	<b>1:15.666</b>	+3.988	9:51:52.848
Best Tm: 1:11.678			

Lap	Lap Tm	Diff	Time of Day
(6) Ross MARSHALL			
1	-:--		9:44:11.230
2	<b>1:13.784</b>	+2.073	9:45:25.014
3	<b>1:13.180</b>	+1.469	9:46:38.194
4	<b>1:12.048</b>	+0.337	9:47:50.242
5	<b>1:11.711</b>	-	9:49:01.953
6	<b>1:12.279</b>	+0.568	9:50:14.232
7	<b>1:11.816</b>	+0.105	9:51:26.048
Best Tm: 1:11.711			

Lap	Lap Tm	Diff	Time of Day
(10) Frank OGG			
1	-:--		9:44:18.998
2	<b>1:14.033</b>	+2.009	9:45:33.031
3	<b>1:14.335</b>	+2.311	9:46:47.366
4	<b>1:12.955</b>	+0.931	9:48:00.321
5	<b>1:12.945</b>	+0.921	9:49:13.266
6	<b>1:12.024</b>	-	9:50:25.290
7	<b>1:20.060</b>	+8.036	9:51:45.350
Best Tm: 1:12.024			

Lap	Lap Tm	Diff	Time of Day
(68) Carol BROWN			
1	-:--		9:44:25.761
2	<b>1:13.680</b>	+1.600	9:45:39.441
3	<b>1:12.962</b>	+0.882	9:46:52.403
4	<b>1:12.080</b>	-	9:48:04.483
5	<b>1:28.621</b>	+16.541	9:49:33.104
Best Tm: 1:12.080			

Lap	Lap Tm	Diff	Time of Day
(44) Mark SPIERS Andrew DONALD			
1	-:--		9:44:14.568
2	<b>1:14.123</b>	+1.906	9:45:28.691
3	<b>1:13.481</b>	+1.264	9:46:42.172
4	<b>1:13.459</b>	+1.242	9:47:55.631
5	<b>1:12.328</b>	+0.111	9:49:07.959
6	<b>1:12.217</b>	-	9:50:20.176
7	<b>1:17.037</b>	+4.820	9:51:37.213
Best Tm: 1:12.217			

Lap	Lap Tm	Diff	Time of Day
(80) Steve COULL			
1	-:--		9:45:46.629
2	<b>1:13.017</b>	+0.201	9:46:59.646
3	<b>1:13.116</b>	+0.300	9:48:12.762
4	<b>1:12.816</b>	-	9:49:25.578

Lap	Lap Tm	Diff	Time of Day
5	<b>1:13.426</b>	+0.610	9:50:39.004
6	<b>1:21.564</b>	+8.748	9:52:00.568
Best Tm: 1:12.816			

Lap	Lap Tm	Diff	Time of Day
(46) Colin ATKINSON			
1	-:--		9:44:18.087
2	<b>1:14.245</b>	+1.298	9:45:32.332
3	<b>1:13.391</b>	+0.444	9:46:45.723
4	<b>1:12.947</b>	-	9:47:58.670
5	<b>1:13.168</b>	+0.221	9:49:11.838
6	<b>1:13.086</b>	+0.139	9:50:24.924
7	<b>1:18.868</b>	+5.921	9:51:43.792
Best Tm: 1:12.947			

Lap	Lap Tm	Diff	Time of Day
(4) Tony CAIG			
1	-:--		9:44:07.502
2	<b>1:25.242</b>	+12.239	9:45:32.744
3	<b>1:14.107</b>	+1.104	9:46:46.851
4	<b>1:13.514</b>	+0.511	9:48:00.365
5	<b>1:13.003</b>	-	9:49:13.368
6	<b>1:13.157</b>	+0.154	9:50:26.525
7	<b>1:20.266</b>	+7.263	9:51:46.791
Best Tm: 1:13.003			

Lap	Lap Tm	Diff	Time of Day
(18) Richard CROZIER			
1	-:--		9:46:56.143
2	<b>1:14.630</b>	+1.605	9:48:10.773
3	<b>1:13.451</b>	+0.426	9:49:24.224
4	<b>1:13.025</b>	-	9:50:37.249
5	<b>1:18.271</b>	+5.246	9:51:55.520
Best Tm: 1:13.025			

Lap	Lap Tm	Diff	Time of Day
(28) Scott HYNDS			
1	-:--		9:47:11.437
2	<b>1:15.071</b>	+0.721	9:48:26.508
3	<b>1:15.801</b>	+1.451	9:49:42.309
4	<b>1:14.350</b>	-	9:50:56.659
5	<b>1:17.933</b>	+3.583	9:52:14.592
Best Tm: 1:14.350			

Lap	Lap Tm	Diff	Time of Day
(25) Chris HYNDS			
1	-:--		9:44:33.345
2	<b>1:17.176</b>	+2.635	9:45:50.521
3	<b>1:15.118</b>	+0.577	9:47:05.639
4	<b>1:14.541</b>	-	9:48:20.180
5	<b>1:18.432</b>	+3.891	9:49:38.612
6	<b>1:25.105</b>	+10.564	9:51:03.717
Best Tm: 1:14.541			

Lap	Lap Tm	Diff	Time of Day
(99) Sandford IMRIE			

Chief Timekeeper - Ian Sharp

Clerk of the Course Sig.

Weather

Times available on smart-timing.co.uk

Printed: 22/10/2007 19:09:50

Time

Track

Orbits 4

www.amb-it.com

www.mylaps.com

Licensed to: SMART

# SMRC Final Fling

## Scottish Legends Championship

Knockhill 1.280 Miles

### Practice 6

21/10/2007 09:45

### Practice

Lap	Lap Tm	Diff	Time of Day
1	-:--		9:44:27.565
2	<b>1:16.799</b>	+2.003	9:45:44.364
3	<b>1:17.111</b>	+2.315	9:47:01.475
4	<b>1:14.796</b>	-	9:48:16.271
5	<b>1:18.877</b>	+4.081	9:49:35.148
6	<b>1:15.319</b>	+0.523	9:50:50.467
7	<b>1:20.507</b>	+5.711	9:52:10.974
Best Tm: 1:14.796			

(88) Jason OGG

Lap	Lap Tm	Diff	Time of Day
1	-:--		9:44:36.522
2	<b>1:15.276</b>	+0.444	9:45:51.798
3	<b>1:15.209</b>	+0.377	9:47:07.007
4	<b>1:14.832</b>	-	9:48:21.839
5	<b>1:22.135</b>	+7.303	9:49:43.974
Best Tm: 1:14.832			

(27) Murray FORD

Lap	Lap Tm	Diff	Time of Day
1	-:--		9:45:41.784
2	<b>1:16.464</b>	+1.408	9:46:58.248
3	<b>1:15.577</b>	+0.521	9:48:13.825
4	<b>1:15.056</b>	-	9:49:28.881
5	<b>1:15.533</b>	+0.477	9:50:44.414
6	<b>1:21.304</b>	+6.248	9:52:05.718
Best Tm: 1:15.056			

(60) Michael HOGG

Lap	Lap Tm	Diff	Time of Day
1	-:--		9:46:20.660
2	<b>1:15.224</b>	-	9:47:35.884
3	<b>1:15.546</b>	+0.322	9:48:51.430
4	<b>1:17.613</b>	+2.389	9:50:09.043
5	<b>1:25.888</b>	+10.664	9:51:34.931
Best Tm: 1:15.224			

(42) James WILLIS

Lap	Lap Tm	Diff	Time of Day
1	-:--		9:45:06.538
2	<b>1:18.382</b>	+0.953	9:46:24.920
3	<b>1:17.776</b>	+0.347	9:47:42.696
4	<b>1:17.428</b>	-	9:49:00.125
5	<b>1:18.312</b>	+0.883	9:50:18.437
6	<b>1:23.068</b>	+5.639	9:51:41.505
Best Tm: 1:17.428			

(69) Gerard McCOSH

Lap	Lap Tm	Diff	Time of Day
1	-:--		9:46:49.915
2	<b>1:23.813</b>	+2.184	9:48:13.728
3	<b>1:21.629</b>	-	9:49:35.357
4	<b>1:24.686</b>	+3.057	9:51:00.043
Best Tm: 1:21.629			

Lap	Lap Tm	Diff	Time of Day
-----	--------	------	-------------

Lap	Lap Tm	Diff	Time of Day
-----	--------	------	-------------

Chief Timekeeper - Ian Sharp

Orbits 4

Clerk of the Course Sig.

Time

www.amb-it.com

Weather

Track

www.mylaps.com

Times available on smart-timing.co.uk

Licensed to: SMART

Formula Phoenix

Knockhill 1.280 Miles

Practice 7

21/10/2007 10:00

Practice

Pos	No.	Name	Make/Model	Class	Coc	CC	Laps	Best Tm	Diff	Lap	2nd Best
1	91	David ROBERTSON	Van Diemen			1600	8	1:05.493	-	3	1:05.524
2	19	Andrew MacGREGOR	Van Diemen			1600	8	1:05.810	+0.317	8	1:06.806
3	61	Barry SMITH	Lotus 61M			1600	7	1:07.573	+2.080	3	1:07.990
4	77	Malcolm WISHART	Van Diemen RF82			1600	7	1:12.223	+6.730	6	1:12.542
5	65	Stephen COOPER	Cooper T59			1098	7	1:12.439	+6.946	4	1:12.623
6	76	Vernon WILLIAMSON	Ausper			1098	6	1:17.046	+11.553	6	1:18.943
7	81	Steve FUTTER	Lotus 20			1098	6	1:20.233	+14.740	5	1:20.646
8	8	Alan BIGGAR	Cooper T59			1098	6	1:21.421	+15.928	6	1:23.743

# SMRC Final Fling

Formula Phoenix

Knockhill 1.280 Miles

Practice 7

21/10/2007 10:00

Practice

Lap	Lap Tm	Diff	Time of Day
<b>(91) David ROBERTSON</b>			
1	-:--		9:58:03.725
2	<b>1:05.524</b>	+0.031	9:59:09.249
3	<b>1:05.493</b>	-	10:00:14.742
4	<b>1:07.315</b>	+1.822	10:01:22.057
5	<b>1:07.639</b>	+2.146	10:02:29.696
6	<b>1:05.814</b>	+0.321	10:03:35.510
7	<b>1:08.078</b>	+2.585	10:04:43.588
8	<b>1:05.797</b>	+0.304	10:05:49.385
<b>Best Tm: 1:05.493</b>			

Lap	Lap Tm	Diff	Time of Day
<b>(19) Andrew MacGREGOR</b>			
1	-:--		9:57:59.911
2	<b>1:07.184</b>	+1.374	9:59:07.095
3	<b>1:06.806</b>	+0.996	10:00:13.901
4	<b>1:07.984</b>	+2.174	10:01:21.885
5	<b>1:08.503</b>	+2.693	10:02:30.388
6	<b>1:07.064</b>	+1.254	10:03:37.452
7	<b>1:06.806</b>	+0.996	10:04:44.258
8	<b>1:05.810</b>	-	10:05:50.068
<b>Best Tm: 1:05.810</b>			

Lap	Lap Tm	Diff	Time of Day
<b>(61) Barry SMITH</b>			
1	-:--		9:58:05.712
2	<b>1:09.456</b>	+1.883	9:59:15.168
3	<b>1:07.573</b>	-	10:00:22.741
4	<b>1:07.990</b>	+0.417	10:01:30.731
5	<b>1:09.274</b>	+1.701	10:02:40.005
6	<b>1:10.142</b>	+2.569	10:03:50.147
7	<b>1:09.996</b>	+2.423	10:05:00.143
<b>Best Tm: 1:07.573</b>			

Lap	Lap Tm	Diff	Time of Day
<b>(77) Malcolm WISHART</b>			
1	-:--		9:58:41.613
2	<b>1:15.828</b>	+3.605	9:59:57.441
3	<b>1:14.478</b>	+2.255	10:01:11.919
4	<b>1:13.027</b>	+0.804	10:02:24.946
5	<b>1:13.666</b>	+1.443	10:03:38.612
6	<b>1:12.223</b>	-	10:04:50.835
7	<b>1:12.542</b>	+0.319	10:06:03.377
<b>Best Tm: 1:12.223</b>			

Lap	Lap Tm	Diff	Time of Day
<b>(65) Stephen COOPER</b>			
1	-:--		9:58:39.217
2	<b>1:13.186</b>	+0.747	9:59:52.403
3	<b>1:12.623</b>	+0.184	10:01:05.026
4	<b>1:12.439</b>	-	10:02:17.465
5	<b>1:13.119</b>	+0.680	10:03:30.584
6	<b>1:16.506</b>	+4.067	10:04:47.090
7	<b>1:15.453</b>	+3.014	10:06:02.543
<b>Best Tm: 1:12.439</b>			

Lap	Lap Tm	Diff	Time of Day
<b>(76) Vernon WILLIAMSON</b>			
1	-:--		9:58:51.909
2	<b>1:19.939</b>	+2.893	10:00:11.848
3	<b>1:22.905</b>	+5.859	10:01:34.753
4	<b>1:20.071</b>	+3.025	10:02:54.824
5	<b>1:18.943</b>	+1.897	10:04:13.767
6	<b>1:17.046</b>	-	10:05:30.813
<b>Best Tm: 1:17.046</b>			

Lap	Lap Tm	Diff	Time of Day
<b>(81) Steve FUTTER</b>			
1	-:--		9:58:26.955
2	<b>1:25.359</b>	+5.126	9:59:52.314
3	<b>1:22.677</b>	+2.444	10:01:14.991
4	<b>1:20.646</b>	+0.413	10:02:35.637
5	<b>1:20.233</b>	-	10:03:55.870
6	<b>1:20.688</b>	+0.455	10:05:16.558
<b>Best Tm: 1:20.233</b>			

Lap	Lap Tm	Diff	Time of Day
<b>(8) Alan BIGGAR</b>			
1	-:--		9:58:29.807
2	<b>1:30.143</b>	+8.722	9:59:59.950
3	<b>1:27.731</b>	+6.310	10:01:27.681
4	<b>1:24.944</b>	+3.523	10:02:52.625
5	<b>1:23.743</b>	+2.322	10:04:16.368
6	<b>1:21.421</b>	-	10:05:37.789
<b>Best Tm: 1:21.421</b>			

Chief Timekeeper - Ian Sharp

Orbits 4

Clerk of the Course Sig. Time

www.amb-it.com

Weather Track

www.mylaps.com

Times available on smart-timing.co.uk

Licensed to: SMART



SMRC Final Fling


Formula Phoenix

Knockhill 1.280 Miles

Race 8

21/10/2007 12:20

Race (10 Laps)



<b>2</b> [19] Andrew MacGREGOR [1:05.810]	<b>1</b> [91] David ROBERTSON [1:05.493]	<b>1</b>
<b>4</b> [77] Malcolm WISHART [1:12.223]	<b>3</b> [61] Barry SMITH [1:07.573]	<b>2</b>
<b>6</b> [76] Vernon WILLIAMSON [1:17.046]	<b>5</b> [65] Stephen COOPER [1:12.439]	<b>3</b>
<b>8</b> [8] Alan BIGGAR [1:21.421]	<b>7</b> [81] Steve FUTTER [1:20.233]	<b>4</b>
<b>10</b> [17] Colin MURCHIE	<b>9</b> [46] Martin PIERACCINI	<b>5</b>

Chief Timekeeper - Ian Sharp

Orbits 4

Clerk of the Course Sig.

Time

[www.amb-it.com](http://www.amb-it.com)

Weather Track

[www.mylaps.com](http://www.mylaps.com)

Times available on [smart-timing.co.uk](http://smart-timing.co.uk)

Licensed to: SMART

## SMRC Final Fling

Sorted on Laps

Scottish XR2 Championship

Knockhill 1.280 Miles

Race 1 - First Race

21/10/2007 10:05

Race (10 Laps)

Pos	No.	Name	Make/Model	CC	Class	Laps	Total Tm	Diff	Avg. Speed	Best Tm	Lap
1	10	Charlie COPE	Ford Fiesta XR2	1600	XRC	8	9:20.412	-	65.780	1:08.656	3
2	27	Graham WHITEHILL	Ford Fiesta XR2	1600	XRCN	8	9:23.606	+3.194	65.407	1:08.187	7
3	2	Andrew WINCHESTER	Ford Fiesta XR2	1600	XRC	8	9:24.049	+3.637	65.356	1:08.171	5
4	99	Scott MORRISON	Ford Fiesta XR2	1600	XRCN	8	9:29.357	+8.945	64.747	1:09.067	6
5	69	Gary MEIKLE	Ford Fiesta XR2	1600	XRC	8	9:30.684	+10.272	64.596	1:09.532	6
6	1	Scott FRASER	Ford Fiesta XR2	1600	XRC	8	9:31.487	+11.075	64.505	1:08.778	5
7	3	Peter CRUICKSHANK	Ford Fiesta XR2	1600	XRC	8	9:35.341	+14.929	64.073	1:09.748	6
8	82	Geraint JONES	Ford Fiesta XR2	1600	XRCN	8	9:36.698	+16.286	63.922	1:09.643	5
9	76	Willie DAVIDSON	Ford Fiesta XR2	1600	XRCN	8	9:43.556	+23.144	63.171	1:10.447	4
10	18	Charlie THORNTON	Ford Fiesta XR2	1600	XRC	8	9:44.839	+24.427	63.033	1:10.733	4
11	25	Barry HOLMES	Ford Fiesta XR2	1600	XRCN	8	9:47.042	+26.630	62.796	1:10.445	6
12	15	John TURNER	Ford Fiesta XR2	1600	XRCN	8	9:49.078	+28.666	62.579	1:10.767	5
13	6	Alistair FRASER	Ford Fiesta XR2	1600	XRCN	8	9:50.761	+30.349	62.401	1:10.446	5
14	19	Ian MAUGHAN	Ford Fiesta XR2	1600	XRCN	8	10:07.304	+46.892	60.701	1:12.549	4
15	9	Derek McDOUGALL	Ford Fiesat XR2	1600	XRC	8	10:10.553	+50.141	60.378	1:11.053	6
16	39	Stuart WILSON	Ford Fiesta XR2	1600	XRCN	8	10:16.950	+56.538	59.752	1:12.606	5
17	4	Stewart SCOTT	Ford Fiesta XR2	1600	XRC	8	10:29.804	+1:09.392	58.532	1:11.491	7
18	74	Stewart ELKIN	Ford Fiesta XR2	1600	XRC	7	9:15.246	1 Lap	58.093	1:15.547	5
19	42	Alex SHAW	Ford Fiesta XR2	1600	XRC	7	9:16.582	+1.336	57.954	1:16.330	3
20	85	Blair MURDOCH	Ford Fiesta XR2	1600	VRCN	7	9:45.078	+29.832	55.131	1:16.627	6

## Not classified

DNF	14	Iain FRASER	Ford Fiesta XR2	1600	XRCN	8	9:46.456	-	62.859	1:09.265	7
DNF	68	Mike STRONG	Ford Fiesta XR2	1600	XRC	7	9:17.085	-	57.901	1:12.431	5
DNF	23	Ian MUNRO	Ford Fiesta XR2	1600	XRCN	5	6:04.484	-	63.213	1:10.208	5

## Announcements

Red Flag - Lap 9 - Result declared at 8 laps.

Car No.14 - Not classified - Not running at time of red flag.

Margin of Victory	Avg. Speed	Best Lap Tm	Best Spd	Best Lap by
+3.194	65.780	1:08.171	67.595	[2] Andrew WINCHESTER

Chief Timekeeper - Ian Sharp

Orbits 4

Clerk of the Course Sig. Time

www.amb-it.com

Weather Track

www.mylaps.com

Times available on smart-timing.co.uk

Licensed to: SMART

# SMRC Final Fling

## Scottish XR2 Championship

Knockhill 1.280 Miles

### Race 1 - First Race

21/10/2007 10:05

### Race (10 Laps)

Lap	Lap Tm	Diff	Time of Day
(10) Charlie COPE			
1	-:--		10:20:08.704
2	<b>1:10.520</b>	+1.864	10:21:19.224
3	<b>1:08.656</b>	-	10:22:27.880
4	<b>1:08.979</b>	+0.323	10:23:36.859
5	<b>1:09.239</b>	+0.583	10:24:46.098
6	<b>1:08.725</b>	+0.069	10:25:54.823
7	<b>1:09.271</b>	+0.615	10:27:04.094
8	<b>1:09.724</b>	+1.068	10:28:13.818
Best Tm: 1:08.656			

Lap	Lap Tm	Diff	Time of Day
(27) Graham WHITEHILL			
1	-:--		10:20:10.573
2	<b>1:11.236</b>	+3.049	10:21:21.809
3	<b>1:10.755</b>	+2.568	10:22:32.564
4	<b>1:08.999</b>	+0.812	10:23:41.563
5	<b>1:08.591</b>	+0.404	10:24:50.154
6	<b>1:09.481</b>	+1.294	10:25:59.635
7	<b>1:08.187</b>	-	10:27:07.822
8	<b>1:09.190</b>	+1.003	10:28:17.012
Best Tm: 1:08.187			

Lap	Lap Tm	Diff	Time of Day
(2) Andrew WINCHESTER			
1	-:--		10:20:11.052
2	<b>1:09.471</b>	+1.300	10:21:20.523
3	<b>1:13.241</b>	+5.070	10:22:33.764
4	<b>1:10.074</b>	+1.903	10:23:43.838
5	<b>1:08.171</b>	-	10:24:52.009
6	<b>1:08.403</b>	+0.232	10:26:00.412
7	<b>1:08.375</b>	+0.204	10:27:08.787
8	<b>1:08.668</b>	+0.497	10:28:17.455
Best Tm: 1:08.171			

Lap	Lap Tm	Diff	Time of Day
(99) Scott MORRISON			
1	-:--		10:20:11.218
2	<b>1:12.054</b>	+2.987	10:21:23.272
3	<b>1:10.130</b>	+1.063	10:22:33.402
4	<b>1:10.826</b>	+1.759	10:23:44.228
5	<b>1:09.317</b>	+0.250	10:24:53.545
6	<b>1:09.067</b>	-	10:26:02.612
7	<b>1:09.560</b>	+0.493	10:27:12.172
8	<b>1:10.591</b>	+1.524	10:28:22.763
Best Tm: 1:09.067			

Lap	Lap Tm	Diff	Time of Day
(69) Gary MEIKLE			
1	-:--		10:20:11.815
2	<b>1:12.119</b>	+2.587	10:21:23.934
3	<b>1:10.965</b>	+1.433	10:22:34.899
4	<b>1:09.991</b>	+0.459	10:23:44.890
5	<b>1:09.635</b>	+0.103	10:24:54.525
6	<b>1:09.532</b>	-	10:26:04.057

Lap	Lap Tm	Diff	Time of Day
7	<b>1:09.710</b>	+0.178	10:27:13.767
8	<b>1:10.323</b>	+0.791	10:28:24.090
Best Tm: 1:09.532			

Lap	Lap Tm	Diff	Time of Day
(1) Scott FRASER			
1	-:--		10:20:10.313
2	<b>1:10.088</b>	+1.310	10:21:20.401
3	<b>1:12.681</b>	+3.903	10:22:33.082
4	<b>1:09.102</b>	+0.324	10:23:42.184
5	<b>1:08.778</b>	-	10:24:50.962
6	<b>1:09.599</b>	+0.821	10:26:00.561
7	<b>1:08.961</b>	+0.183	10:27:09.522
8	<b>1:15.371</b>	+6.593	10:28:24.893
Best Tm: 1:08.778			

Lap	Lap Tm	Diff	Time of Day
(3) Peter CRUICKSHANK			
1	-:--		10:20:12.929
2	<b>1:12.359</b>	+2.611	10:21:25.288
3	<b>1:11.206</b>	+1.458	10:22:36.494
4	<b>1:10.788</b>	+1.040	10:23:47.282
5	<b>1:09.990</b>	+0.242	10:24:57.272
6	<b>1:09.748</b>	-	10:26:07.020
7	<b>1:10.932</b>	+1.184	10:27:17.952
8	<b>1:10.795</b>	+1.047	10:28:28.747
Best Tm: 1:09.748			

Lap	Lap Tm	Diff	Time of Day
(82) Geraint JONES			
1	-:--		10:20:12.619
2	<b>1:12.624</b>	+2.981	10:21:25.243
3	<b>1:11.003</b>	+1.360	10:22:36.246
4	<b>1:10.604</b>	+0.961	10:23:46.850
5	<b>1:09.643</b>	-	10:24:56.493
6	<b>1:09.866</b>	+0.223	10:26:06.359
7	<b>1:11.702</b>	+2.059	10:27:18.061
8	<b>1:12.043</b>	+2.400	10:28:30.104
Best Tm: 1:09.643			

Lap	Lap Tm	Diff	Time of Day
(76) Willie DAVIDSON			
1	-:--		10:20:16.365
2	<b>1:12.217</b>	+1.770	10:21:28.582
3	<b>1:11.191</b>	+0.744	10:22:39.773
4	<b>1:10.447</b>	-	10:23:50.220
5	<b>1:12.386</b>	+1.939	10:25:02.606
6	<b>1:11.028</b>	+0.581	10:26:13.634
7	<b>1:11.422</b>	+0.975	10:27:25.056
8	<b>1:11.906</b>	+1.459	10:28:36.962
Best Tm: 1:10.447			

Lap	Lap Tm	Diff	Time of Day
(18) Charlie THORNTON			
1	-:--		10:20:14.799
2	<b>1:12.821</b>	+2.088	10:21:27.620

Lap	Lap Tm	Diff	Time of Day
3	<b>1:11.348</b>	+0.615	10:22:38.968
4	<b>1:10.733</b>	-	10:23:49.701
5	<b>1:13.632</b>	+2.899	10:25:03.333
6	<b>1:11.621</b>	+0.888	10:26:14.954
7	<b>1:11.557</b>	+0.824	10:27:26.511
8	<b>1:11.734</b>	+1.001	10:28:38.245
Best Tm: 1:10.733			

Lap	Lap Tm	Diff	Time of Day
(25) Barry HOLMES			
1	-:--		10:20:19.057
2	<b>1:14.012</b>	+3.567	10:21:33.069
3	<b>1:12.403</b>	+1.958	10:22:45.472
4	<b>1:11.327</b>	+0.882	10:23:56.799
5	<b>1:10.975</b>	+0.530	10:25:07.774
6	<b>1:10.445</b>	-	10:26:18.219
7	<b>1:10.541</b>	+0.096	10:27:28.760
8	<b>1:11.688</b>	+1.243	10:28:40.448
Best Tm: 1:10.445			

Lap	Lap Tm	Diff	Time of Day
(15) John TURNER			
1	-:--		10:20:20.168
2	<b>1:13.603</b>	+2.836	10:21:33.771
3	<b>1:12.278</b>	+1.511	10:22:46.049
4	<b>1:11.922</b>	+1.155	10:23:57.971
5	<b>1:10.767</b>	-	10:25:08.738
6	<b>1:10.813</b>	+0.046	10:26:19.551
7	<b>1:10.776</b>	+0.009	10:27:30.327
8	<b>1:12.157</b>	+1.390	10:28:42.484
Best Tm: 1:10.767			

Lap	Lap Tm	Diff	Time of Day
(6) Alistair FRASER			
1	-:--		10:20:23.643
2	<b>1:11.963</b>	+1.517	10:21:35.606
3	<b>1:10.840</b>	+0.394	10:22:46.446
4	<b>1:12.210</b>	+1.764	10:23:58.656
5	<b>1:10.446</b>	-	10:25:09.102
6	<b>1:11.013</b>	+0.567	10:26:20.115
7	<b>1:11.150</b>	+0.704	10:27:31.265
8	<b>1:12.902</b>	+2.456	10:28:44.167
Best Tm: 1:10.446			

Lap	Lap Tm	Diff	Time of Day
(19) Ian MAUGHAN			
1	-:--		10:20:22.161
2	<b>1:14.809</b>	+2.260	10:21:36.970
3	<b>1:14.105</b>	+1.556	10:22:51.075
4	<b>1:12.549</b>	-	10:24:03.624
5	<b>1:13.421</b>	+0.872	10:25:17.045
6	<b>1:13.399</b>	+0.850	10:26:30.444
7	<b>1:15.693</b>	+3.144	10:27:46.137
8	<b>1:14.573</b>	+2.024	10:29:00.710
Best Tm: 1:12.549			

Chief Timekeeper - Ian Sharp

Clerk of the Course Sig. Time

Weather Track  
Times available on smart-timing.co.uk

Orbits 4

www.amb-it.com

www.mylaps.com

Licensed to: SMART

# SMRC Final Fling

## Scottish XR2 Championship

Knockhill 1.280 Miles

### Race 1 - First Race

21/10/2007 10:05

### Race (10 Laps)

Lap	Lap Tm	Diff	Time of Day
(9) Derek McDOUGALL			
1	-:--		10:20:13.894
2	<b>1:34.701</b>	+23.648	10:21:48.595
3	<b>1:15.033</b>	+3.980	10:23:03.628
4	<b>1:14.961</b>	+3.908	10:24:18.589
5	<b>1:11.454</b>	+0.401	10:25:30.043
6	<b>1:11.053</b>	-	10:26:41.096
7	<b>1:11.512</b>	+0.459	10:27:52.608
8	<b>1:11.351</b>	+0.298	10:29:03.959
Best Tm: 1:11.053			

Lap	Lap Tm	Diff	Time of Day
(39) Stuart WILSON			
1	-:--		10:20:27.263
2	<b>1:19.067</b>	+6.461	10:21:46.330
3	<b>1:16.578</b>	+3.972	10:23:02.908
4	<b>1:14.694</b>	+2.088	10:24:17.602
5	<b>1:12.606</b>	-	10:25:30.208
6	<b>1:12.694</b>	+0.088	10:26:42.902
7	<b>1:13.822</b>	+1.216	10:27:56.724
8	<b>1:13.632</b>	+1.026	10:29:10.356
Best Tm: 1:12.606			

Lap	Lap Tm	Diff	Time of Day
(4) Stewart SCOTT			
1	-:--		10:20:18.282
2	<b>1:14.016</b>	+2.525	10:21:32.298
3	<b>1:12.782</b>	+1.291	10:22:45.080
4	<b>1:48.347</b>	+36.856	10:24:33.427
5	<b>1:12.507</b>	+1.016	10:25:45.934
6	<b>1:12.123</b>	+0.632	10:26:58.057
7	<b>1:11.491</b>	-	10:28:09.548
8	<b>1:13.662</b>	+2.171	10:29:23.210
Best Tm: 1:11.491			

Lap	Lap Tm	Diff	Time of Day
(74) Stewart ELKIN			
1	-:--		10:20:26.609
2	<b>1:19.474</b>	+3.927	10:21:46.083
3	<b>1:16.517</b>	+0.970	10:23:02.600
4	<b>1:16.486</b>	+0.939	10:24:19.086
5	<b>1:15.547</b>	-	10:25:34.633
6	<b>1:17.785</b>	+2.238	10:26:52.418
7	<b>1:16.234</b>	+0.687	10:28:08.652
Best Tm: 1:15.547			

Lap	Lap Tm	Diff	Time of Day
(42) Alex SHAW			
1	-:--		10:20:26.237
2	<b>1:19.464</b>	+3.134	10:21:45.701
3	<b>1:16.330</b>	-	10:23:02.031
4	<b>1:17.222</b>	+0.892	10:24:19.253
5	<b>1:16.961</b>	+0.631	10:25:36.214
6	<b>1:16.928</b>	+0.598	10:26:53.142
7	<b>1:16.846</b>	+0.516	10:28:09.988
Best Tm: 1:16.330			

Lap	Lap Tm	Diff	Time of Day
(85) Blair MURDOCH			
1	-:--		10:20:25.754
2	<b>1:43.956</b>	+27.329	10:22:09.710
3	<b>1:17.426</b>	+0.799	10:23:27.136
4	<b>1:19.593</b>	+2.966	10:24:46.729
5	<b>1:17.442</b>	+0.815	10:26:04.171
6	<b>1:16.627</b>	-	10:27:20.798
7	<b>1:17.686</b>	+1.059	10:28:38.484
Best Tm: 1:16.627			

Lap	Lap Tm	Diff	Time of Day
(14) Iain FRASER			
1	-:--		10:20:13.320
2	<b>1:27.168</b>	+17.903	10:21:40.488
3	<b>1:10.196</b>	+0.931	10:22:50.684
4	<b>1:10.318</b>	+1.053	10:24:01.002
5	<b>1:09.857</b>	+0.592	10:25:10.859
6	<b>1:09.479</b>	+0.214	10:26:20.338
7	<b>1:09.265</b>	-	10:27:29.603
8	<b>1:10.259</b>	+0.994	10:28:39.862
Best Tm: 1:09.265			

Lap	Lap Tm	Diff	Time of Day
(68) Mike STRONG			
1	-:--		10:20:28.911
2	<b>1:17.203</b>	+4.772	10:21:46.114
3	<b>1:13.676</b>	+1.245	10:22:59.790
4	<b>1:13.839</b>	+1.408	10:24:13.629
5	<b>1:12.431</b>	-	10:25:26.060
6	<b>1:13.994</b>	+1.563	10:26:40.054
7	<b>1:30.437</b>	+18.006	10:28:10.491
Best Tm: 1:12.431			

Lap	Lap Tm	Diff	Time of Day
(23) Ian MUNRO			
1	-:--		10:20:14.160
2	<b>1:12.585</b>	+2.377	10:21:26.745
3	<b>1:10.463</b>	+0.255	10:22:37.208
4	<b>1:10.474</b>	+0.266	10:23:47.682
5	<b>1:10.208</b>	-	10:24:57.890
Best Tm: 1:10.208			

Chief Timekeeper - Ian Sharp

Orbits 4

Clerk of the Course Sig.

Time

www.amb-it.com

Weather

Track

www.mylaps.com

Times available on smart-timing.co.uk

Licensed to: SMART

Scottish XR2 Championship

Knockhill 1.280 Miles

Race 1 - First Race

21/10/2007 10:05

Race (10 Laps)

Competitors	Laps							
	1	2	3	4	5	6	7	8
Charlie COPE (10)	1	10	10	10	10	10	10	10
Scott FRASER (1)	2	1	1	27	27	27	27	27
Graham WHITEHILL (27)	3	27	2	1	1	1	2	2
Andrew WINCHESTER (2)	4	2	27	99	2	2	1	1
Scott MORRISON (99)	5	99	99	2	99	99	99	99
Gary MEIKLE (69)	6	69	69	69	69	69	69	1
Geraint JONES (82)	7	82	82	82	82	82	3	3
Peter CRUICKSHANK (3)	8	3	3	3	3	3	82	82
Iain FRASER (14)	9	14	23	23	23	23	76	76
Derek McDOUGALL (9)	10	9	18	18	18	76	18	18
Ian MUNRO (23)	11	23	76	76	76	18	25	25
Charlie THORNTON (18)	12	18	4	4	25	25	15	14
Willie DAVIDSON (76)	13	76	25	25	15	15	6	15
Stewart SCOTT (4)	14	4	15	15	6	6	14	6
Barry HOLMES (25)	15	25	6	6	14	14	19	19
John TURNER (15)	16	15	19	14	19	19	68	9
Ian MAUGHAN (19)	17	19	14	19	68	68	9	39
Alistair FRASER (6)	18	6	42	68	39	9	39	74
Blair MURDOCH (85)	19	85	74	42	9	39	74	4
Alex SHAW (42)	20	42	68	74	74	74	42	42
Stewart ELKIN (74)	21	74	39	39	42	42	4	68
Stuart WILSON (39)	22	39	9	9	4	4	85	85
Mike STRONG (68)	23	68	85	85	85	85		

SMRC Final Fling


Scottish XR2 Championship

Knockhill 1.280 Miles

Race 10- Second Race

21/10/2007 13:20

Race (10 Laps)



<b>2</b>
[27] Graham WHITEHILL
[8]
<b>4</b>
[99] Scott MORRISON
[8]
<b>6</b>
[1] Scott FRASER
[8]
<b>8</b>
[82] Geraint JONES
[8]
<b>10</b>
[18] Charlie THORNTON
[8]
<b>12</b>
[15] John TURNER
[8]
<b>14</b>
[19] Ian MAUGHAN
[8]
<b>16</b>
[39] Stuart WILSON
[8]
<b>18</b>
[74] Stewart ELKIN
[7]
<b>20</b>
[85] Blair MURDOCH
[7]
<b>22</b>
[68] Mike STRONG
[7]

<b>1</b>
[10] Charlie COPE
[8]
<b>3</b>
[2] Andrew WINCHESTER
[8]
<b>5</b>
[69] Gary MEIKLE
[8]
<b>7</b>
[3] Peter CRUICKSHANK
[8]
<b>9</b>
[76] Willie DAVIDSON
[8]
<b>11</b>
[25] Barry HOLMES
[8]
<b>13</b>
[6] Alistair FRASER
[8]
<b>15</b>
[9] Derek McDOUGALL
[8]
<b>17</b>
[4] Stewart SCOTT
[8]
<b>19</b>
[42] Alex SHAW
[7]
<b>21</b>
[14] Iain FRASER
[8]
<b>23</b>
[23] Ian MUNRO
[5]

1  
2  
3  
4  
5  
6  
7  
8  
9  
10  
11  
12

Chief Timekeeper - Ian Sharp

Orbits 4

Clerk of the Course Sig.

Time

www.amb-it.com

Weather

Track

www.mylaps.com

Times available on smart-timing.co.uk

Licensed to: SMART

SMRC Final Fling

Sorted on Laps

SMRC Formula Ford Championship

Knockhill 1.280 Miles

Race 2 - First Race

21/10/2007 10:20

Race (10 Laps)

Pos	No.	Name	Make/Model	CC	Class Code	Laps	Total Tm	Diff	Avg. Speed	Best Tm	Lap
1	66	Rory BUTCHER	Van Diemen	1600	FF16A	10	10:25.122	-	73.714	1:00.562	10
2	5	Stuart THORBURN	Van Diemen	1800	FF16A	10	10:26.024	+0.902	73.607	1:00.747	10
3	21	Alan KIRKCALDY	Van Diemen	1600	FF16A	10	10:27.452	+2.330	73.440	1:01.026	9
4	33	Graham CARROLL	Van Diemen	1600	FF16A	10	10:27.674	+2.552	73.414	1:00.704	9
5	16	Robert THOMSON	Van Diemen	1600	FF16A	10	10:47.368	+22.246	71.180	1:03.272	9
6	7	Craig BRUNTON	Van Diemen	1600	FF16AN	10	10:58.082	+32.960	70.022	1:04.649	10
7	23	Andrew CHESHER	Van Diemen	1600	FF16BN	10	10:58.221	+33.099	70.007	1:02.171	8
8	20	Alan BRUNTON	Van Diemen	1600	FF16A	10	10:58.431	+33.309	69.985	1:03.841	4
9	22	Elliot MASON	Van Diemen	1600	FF16AN	10	10:59.025	+33.903	69.921	1:02.060	8
10	10	Angus GEDDES	Van Diemen	1600	FF16BN	10	11:00.220	+35.098	69.795	1:03.765	10
11	4	Graham LEGGET	Crossle	1600	FF16B	10	11:07.113	+41.991	69.074	1:04.375	5
12	91	David ROBERTSON	Van Diemen	1600	FF16A	10	11:10.895	+45.773	68.684	1:04.647	8
13	19	Andrew McGREGOR	Van Diemen	1600	FF16B	10	11:14.272	+49.150	68.340	1:04.881	8
14	70	David THORBURN	Van Diemen	1600	FF16A	10	11:14.736	+49.614	68.293	1:03.235	9
15	78	David HEADEN	Swift	1600	FF16A	10	11:17.768	+52.646	67.988	1:03.792	9
16	14	Colin TURNER	Swift SC93	1600	FF16A	10	11:19.825	+54.703	67.782	1:04.111	8
17	3	Adrian HAMILTON	Van Diemen	1600	FF16A	10	11:22.072	+56.950	67.559	1:03.919	9
18	46	Martin PIERACCINI	Van Diemen	1600	FF16AN	10	11:23.129	+58.007	67.454	1:04.653	8
19	12	David KERR	Van Diemen	1600	FF16A	10	11:27.372	+1:02.250	67.038	1:04.908	9
20	2	Willie HOURIE	Van Diemen	1600	FF16A	10	11:28.426	+1:03.304	66.935	1:05.294	8

Not classified

DNS	11	Kyle MURCHIE	Van Diemen	1600	FF16BN	0	----	-	-	----	0
-----	----	--------------	------------	------	--------	---	------	---	---	------	---

Margin of Victory	Avg. Speed	Best Lap Tm	Best Spd	Best Lap by
+0.902	73.714	1:00.562	76.087	[66] Rory BUTCHER

Chief Timekeeper - Ian Sharp

Orbits 4

Clerk of the Course Sig. Time

www.amb-it.com

Weather Track

www.mylaps.com

Times available on smart-timing.co.uk

Licensed to: SMART

# SMRC Final Fling

## SMRC Formula Ford Championship

Knockhill 1.280 Miles

### Race 2 - First Race

21/10/2007 10:20

### Race (10 Laps)

Lap	Lap Tm	Diff	Time of Day
<b>(66) Rory BUTCHER</b>			
1	-:--		10:50:52.604
2	<b>1:03.479</b>	+2.917	10:51:56.083
3	<b>1:03.107</b>	+2.545	10:52:59.190
4	<b>1:02.654</b>	+2.092	10:54:01.844
5	<b>1:02.338</b>	+1.776	10:55:04.182
6	<b>1:02.168</b>	+1.606	10:56:06.350
7	<b>1:01.683</b>	+1.121	10:57:08.033
8	<b>1:01.071</b>	+0.509	10:58:09.104
9	<b>1:00.846</b>	+0.284	10:59:09.950
10	<b>1:00.562</b>	-	11:00:10.512
<b>Best Tm: 1:00.562</b>			

Lap	Lap Tm	Diff	Time of Day
<b>(5) Stuart THORBURN</b>			
1	-:--		10:50:53.879
2	<b>1:03.446</b>	+2.699	10:51:57.325
3	<b>1:03.033</b>	+2.286	10:53:00.358
4	<b>1:02.729</b>	+1.982	10:54:03.087
5	<b>1:01.923</b>	+1.176	10:55:05.010
6	<b>1:01.949</b>	+1.202	10:56:06.959
7	<b>1:01.838</b>	+1.091	10:57:08.797
8	<b>1:01.119</b>	+0.372	10:58:09.916
9	<b>1:00.751</b>	+0.004	10:59:10.667
10	<b>1:00.747</b>	-	11:00:11.414
<b>Best Tm: 1:00.747</b>			

Lap	Lap Tm	Diff	Time of Day
<b>(21) Alan KIRKCALDY</b>			
1	-:--		10:50:53.951
2	<b>1:03.598</b>	+2.572	10:51:57.549
3	<b>1:03.136</b>	+2.110	10:53:00.685
4	<b>1:02.445</b>	+1.419	10:54:03.130
5	<b>1:02.169</b>	+1.143	10:55:05.299
6	<b>1:02.233</b>	+1.207	10:56:07.532
7	<b>1:01.355</b>	+0.329	10:57:08.887
8	<b>1:01.501</b>	+0.475	10:58:10.388
9	<b>1:01.026</b>	-	10:59:11.414
10	<b>1:01.428</b>	+0.402	11:00:12.842
<b>Best Tm: 1:01.026</b>			

Lap	Lap Tm	Diff	Time of Day
<b>(33) Graham CARROLL</b>			
1	-:--		10:50:54.313
2	<b>1:03.646</b>	+2.942	10:51:57.959
3	<b>1:03.517</b>	+2.813	10:53:01.476
4	<b>1:02.324</b>	+1.620	10:54:03.800
5	<b>1:02.121</b>	+1.417	10:55:05.921
6	<b>1:01.950</b>	+1.246	10:56:07.871
7	<b>1:01.342</b>	+0.638	10:57:09.213
8	<b>1:01.668</b>	+0.964	10:58:10.881
9	<b>1:00.704</b>	-	10:59:11.585
10	<b>1:01.479</b>	+0.775	11:00:13.064
<b>Best Tm: 1:00.704</b>			

Lap	Lap Tm	Diff	Time of Day
<b>(16) Robert THOMSON</b>			
1	-:--		10:50:55.867
2	<b>1:04.738</b>	+1.466	10:52:00.605
3	<b>1:04.201</b>	+0.929	10:53:04.806
4	<b>1:04.019</b>	+0.747	10:54:08.825
5	<b>1:04.904</b>	+1.632	10:55:13.729
6	<b>1:03.898</b>	+0.626	10:56:17.627
7	<b>1:04.413</b>	+1.141	10:57:22.040
8	<b>1:03.403</b>	+0.131	10:58:25.443
9	<b>1:03.272</b>	-	10:59:28.715
10	<b>1:04.043</b>	+0.771	11:00:32.758
<b>Best Tm: 1:03.272</b>			

Lap	Lap Tm	Diff	Time of Day
<b>(7) Craig BRUNTON</b>			
1	-:--		10:50:57.006
2	<b>1:05.950</b>	+1.301	10:52:02.956
3	<b>1:05.059</b>	+0.410	10:53:08.015
4	<b>1:05.018</b>	+0.369	10:54:13.033
5	<b>1:04.986</b>	+0.337	10:55:18.019
6	<b>1:04.695</b>	+0.046	10:56:22.714
7	<b>1:05.932</b>	+1.283	10:57:28.646
8	<b>1:04.662</b>	+0.013	10:58:33.308
9	<b>1:05.515</b>	+0.866	10:59:38.823
10	<b>1:04.649</b>	-	11:00:43.472
<b>Best Tm: 1:04.649</b>			

Lap	Lap Tm	Diff	Time of Day
<b>(23) Andrew CHESHER</b>			
1	-:--		10:50:58.267
2	<b>1:07.272</b>	+5.101	10:52:05.539
3	<b>1:10.797</b>	+8.626	10:53:16.336
4	<b>1:04.380</b>	+2.209	10:54:20.716
5	<b>1:03.517</b>	+1.346	10:55:24.233
6	<b>1:03.578</b>	+1.407	10:56:27.811
7	<b>1:04.520</b>	+2.349	10:57:32.331
8	<b>1:02.171</b>	-	10:58:34.502
9	<b>1:05.554</b>	+3.383	10:59:40.056
10	<b>1:03.555</b>	+1.384	11:00:43.611
<b>Best Tm: 1:02.171</b>			

Lap	Lap Tm	Diff	Time of Day
<b>(20) Alan BRUNTON</b>			
1	-:--		10:50:58.526
2	<b>1:06.558</b>	+2.717	10:52:05.084
3	<b>1:04.618</b>	+0.777	10:53:09.702
4	<b>1:03.841</b>	-	10:54:13.543
5	<b>1:04.953</b>	+1.112	10:55:18.496
6	<b>1:04.911</b>	+1.070	10:56:23.407
7	<b>1:06.211</b>	+2.370	10:57:29.618
8	<b>1:04.220</b>	+0.379	10:58:33.838
9	<b>1:05.766</b>	+1.925	10:59:39.604
10	<b>1:04.217</b>	+0.376	11:00:43.821
<b>Best Tm: 1:03.841</b>			

**(22) Elliot MASON**

Lap	Lap Tm	Diff	Time of Day
<b>(10) Angus GEDDES</b>			
1	-:--		10:51:06.742
2	<b>1:06.276</b>	+4.216	10:52:13.018
3	<b>1:04.908</b>	+2.848	10:53:17.926
4	<b>1:04.757</b>	+2.697	10:54:22.683
5	<b>1:03.648</b>	+1.588	10:55:26.331
6	<b>1:02.658</b>	+0.598	10:56:28.989
7	<b>1:03.870</b>	+1.810	10:57:32.859
8	<b>1:02.060</b>	-	10:58:34.919
9	<b>1:05.185</b>	+3.125	10:59:40.104
10	<b>1:04.311</b>	+2.251	11:00:44.415
<b>Best Tm: 1:02.060</b>			

Lap	Lap Tm	Diff	Time of Day
<b>(4) Graham LEGGET</b>			
1	-:--		10:50:59.888
2	<b>1:07.552</b>	+3.787	10:52:07.440
3	<b>1:06.179</b>	+2.414	10:53:13.619
4	<b>1:05.531</b>	+1.766	10:54:19.150
5	<b>1:05.549</b>	+1.784	10:55:24.699
6	<b>1:04.677</b>	+0.912	10:56:29.376
7	<b>1:04.362</b>	+0.597	10:57:33.738
8	<b>1:03.875</b>	+0.110	10:58:37.613
9	<b>1:04.232</b>	+0.467	10:59:41.845
10	<b>1:03.765</b>	-	11:00:45.610
<b>Best Tm: 1:03.765</b>			

Lap	Lap Tm	Diff	Time of Day
<b>(91) David ROBERTSON</b>			
1	-:--		10:51:00.134
2	<b>1:10.454</b>	+6.079	10:52:10.588
3	<b>1:07.762</b>	+3.387	10:53:18.350
4	<b>1:05.738</b>	+1.363	10:54:24.088
5	<b>1:04.375</b>	-	10:55:28.463
6	<b>1:05.315</b>	+0.940	10:56:33.778
7	<b>1:05.268</b>	+0.893	10:57:39.046
8	<b>1:04.546</b>	+0.171	10:58:43.592
9	<b>1:04.421</b>	+0.046	10:59:48.013
10	<b>1:04.490</b>	+0.115	11:00:52.503
<b>Best Tm: 1:04.375</b>			

Lap	Lap Tm	Diff	Time of Day
<b>(19) Andrew MCGREGOR</b>			
1	-:--		10:51:01.878
2	<b>1:08.059</b>	+3.412	10:52:09.937
3	<b>1:07.544</b>	+2.897	10:53:17.481
4	<b>1:07.602</b>	+2.955	10:54:25.083
5	<b>1:06.080</b>	+1.433	10:55:31.163
6	<b>1:06.080</b>	+1.433	10:56:37.243
7	<b>1:04.826</b>	+0.179	10:57:42.069
8	<b>1:04.647</b>	-	10:58:46.716
9	<b>1:04.696</b>	+0.049	10:59:51.412
10	<b>1:04.873</b>	+0.226	11:00:56.285
<b>Best Tm: 1:04.647</b>			

Chief Timekeeper - Ian Sharp

Clerk of the Course Sig.

Weather

Times available on smart-timing.co.uk

Printed: 22/10/2007 19:02:58

Time

Track

Orbits 4

www.amb-it.com

www.mylaps.com

Licensed to: SMART



# SMRC Final Fling

SMRC Formula Ford Championship

Knockhill 1.280 Miles

Race 2 - First Race

21/10/2007 10:20

Race (10 Laps)

Lap	Lap Tm	Diff	Time of Day
1	-:--		10:51:04.353
2	<b>1:10.032</b>	+5.151	10:52:14.385
3	<b>1:05.553</b>	+0.672	10:53:19.938
4	<b>1:05.092</b>	+0.211	10:54:25.030
5	<b>1:05.978</b>	+1.097	10:55:31.008
6	<b>1:06.726</b>	+1.845	10:56:37.734
7	<b>1:05.274</b>	+0.393	10:57:43.008
8	<b>1:04.881</b>	-	10:58:47.889
9	<b>1:05.023</b>	+0.142	10:59:52.912
10	<b>1:06.750</b>	+1.869	11:00:59.662

Best Tm: 1:04.881

(70) David THORBURN

1	-:--		10:50:58.582
2	<b>1:07.432</b>	+4.197	10:52:06.014
3	<b>1:04.834</b>	+1.599	10:53:10.848
4	<b>1:04.056</b>	+0.821	10:54:14.904
5	<b>1:04.588</b>	+1.353	10:55:19.492
6	<b>1:04.224</b>	+0.989	10:56:23.716
7	<b>1:25.133</b>	+21.898	10:57:48.849
8	<b>1:03.676</b>	+0.441	10:58:52.525
9	<b>1:03.235</b>	-	10:59:55.760
10	<b>1:04.366</b>	+1.131	11:01:00.126

Best Tm: 1:03.235

(78) David HEADEN

1	-:--		10:51:04.640
2	<b>1:10.797</b>	+7.005	10:52:15.437
3	<b>1:08.578</b>	+4.786	10:53:24.015
4	<b>1:07.331</b>	+3.539	10:54:31.346
5	<b>1:05.809</b>	+2.017	10:55:37.155
6	<b>1:05.150</b>	+1.358	10:56:42.305
7	<b>1:07.084</b>	+3.292	10:57:49.389
8	<b>1:04.053</b>	+0.261	10:58:53.442
9	<b>1:03.792</b>	-	10:59:57.234
10	<b>1:05.924</b>	+2.132	11:01:03.158

Best Tm: 1:03.792

(14) Colin TURNER

1	-:--		10:51:02.337
2	<b>1:09.597</b>	+5.486	10:52:11.934
3	<b>1:07.364</b>	+3.253	10:53:19.298
4	<b>1:07.499</b>	+3.388	10:54:26.797
5	<b>1:05.163</b>	+1.052	10:55:31.960
6	<b>1:06.293</b>	+2.182	10:56:38.253
7	<b>1:05.854</b>	+1.743	10:57:44.107
8	<b>1:04.111</b>	-	10:58:48.218
9	<b>1:04.963</b>	+0.852	10:59:53.181
10	<b>1:12.034</b>	+7.923	11:01:05.215

Best Tm: 1:04.111

(3) Adrian HAMILTON

1	-:--		10:51:02.555
---	------	--	--------------

Lap	Lap Tm	Diff	Time of Day
2	<b>1:08.337</b>	+4.418	10:52:10.892
3	<b>1:06.198</b>	+2.279	10:53:17.090
4	<b>1:22.521</b>	+18.602	10:54:39.611
5	<b>1:05.443</b>	+1.524	10:55:45.054
6	<b>1:04.717</b>	+0.798	10:56:49.771
7	<b>1:04.382</b>	+0.463	10:57:54.153
8	<b>1:04.441</b>	+0.522	10:58:58.594
9	<b>1:03.919</b>	-	11:00:02.513
10	<b>1:04.949</b>	+1.030	11:01:07.462

Best Tm: 1:03.919

(46) Martin PIERACCINI

1	-:--		10:50:59.298
2	<b>1:16.328</b>	+11.675	10:52:15.626
3	<b>1:07.655</b>	+3.002	10:53:23.281
4	<b>1:05.896</b>	+1.243	10:54:29.177
5	<b>1:10.025</b>	+5.372	10:55:39.202
6	<b>1:05.532</b>	+0.879	10:56:44.734
7	<b>1:07.550</b>	+2.897	10:57:52.284
8	<b>1:04.653</b>	-	10:58:56.937
9	<b>1:04.842</b>	+0.189	11:00:01.779
10	<b>1:06.740</b>	+2.087	11:01:08.519

Best Tm: 1:04.653

(12) David KERR

1	-:--		10:51:04.101
2	<b>1:11.033</b>	+6.125	10:52:15.134
3	<b>1:08.146</b>	+3.238	10:53:23.280
4	<b>1:07.100</b>	+2.192	10:54:30.380
5	<b>1:07.681</b>	+2.773	10:55:38.061
6	<b>1:08.970</b>	+4.062	10:56:47.031
7	<b>1:08.522</b>	+3.614	10:57:55.553
8	<b>1:05.817</b>	+0.909	10:59:01.370
9	<b>1:04.908</b>	-	11:00:06.278
10	<b>1:06.484</b>	+1.576	11:01:12.762

Best Tm: 1:04.908

(2) Willie HOURIE

1	-:--		10:51:00.713
2	<b>1:07.546</b>	+2.252	10:52:08.259
3	<b>1:21.993</b>	+16.699	10:53:30.252
4	<b>1:08.678</b>	+3.384	10:54:38.930
5	<b>1:05.556</b>	+0.262	10:55:44.486
6	<b>1:05.386</b>	+0.092	10:56:49.872
7	<b>1:06.143</b>	+0.849	10:57:56.015
8	<b>1:05.294</b>	-	10:59:01.309
9	<b>1:06.681</b>	+1.387	11:00:07.990
10	<b>1:05.826</b>	+0.532	11:01:13.816

Best Tm: 1:05.294

(11) Kyle MURCHIE

Best Tm: -:--

Chief Timekeeper - Ian Sharp

Clerk of the Course Sig.

Weather

Track

Times available on smart-timing.co.uk

Time

Orbits 4

www.amb-it.com

www.mylaps.com

Licensed to: SMART

SMRC Formula Ford Championship

Knockhill 1.280 Miles

Race 2 - First Race

21/10/2007 10:20

Race (10 Laps)

Competitors	Laps									
	1	2	3	4	5	6	7	8	9	10
Rory BUTCHER (66)	1	66	66	66	66	66	66	66	66	66
Stuart THORBURN (5)	2	5	5	5	5	5	5	5	5	5
Alan KIRKCALDY (21)	3	21	21	21	21	21	21	21	21	21
Graham CARROLL (33)	4	33	33	33	33	33	33	33	33	33
Robert THOMSON (16)	5	16	16	16	16	16	16	16	16	16
Craig BRUNTON (7)	6	7	7	7	7	7	7	7	7	7
Andrew CHESHER (23)	7	23	20	20	20	20	20	20	20	23
Alan BRUNTON (20)	8	20	23	70	70	70	70	23	23	20
David THORBURN (70)	9	70	70	10	10	23	23	22	22	22
Martin PIERACCINI (46)	10	46	10	23	23	10	22	10	10	10
Angus GEDDES (10)	11	10	2	3	22	22	10	4	4	4
Graham LEGGET (4)	12	4	91	91	4	4	4	91	91	91
Willie HOURIE (2)	13	2	4	22	19	19	91	19	19	19
David ROBERTSON (91)	14	91	3	4	91	91	19	14	14	70
Colin TURNER (14)	15	14	14	14	14	14	14	70	70	78
Adrian HAMILTON (3)	16	3	22	19	46	78	78	78	78	14
David KERR (12)	17	12	19	12	12	12	46	46	46	3
Andrew McGREGOR (19)	18	19	12	46	78	46	12	3	3	46
David HEADEN (78)	19	78	78	78	2	2	3	12	2	12
Elliot MASON (22)	20	22	46	2	3	3	2	2	12	2
-	21									

SMRC Final Fling

SMRC Formula Ford Championship

Knockhill 1.280 Miles

Race 12 - Second Race

21/10/2007 13:40

Race (10 Laps)

<b>2</b> [5] Stuart THORBURN [10]	<b>1</b> [66] Rory BUTCHER [10]	1
<b>4</b> [33] Graham CARROLL [10]	<b>3</b> [21] Alan KIRKCALDY [10]	2
<b>6</b> [7] Craig BRUNTON [10]	<b>5</b> [16] Robert THOMSON [10]	3
<b>8</b> [20] Alan BRUNTON [10]	<b>7</b> [23] Andrew CHESHER [10]	4
<b>10</b> [10] Angus GEDDES [10]	<b>9</b> [22] Elliot MASON [10]	5
<b>12</b> [91] David ROBERTSON [10]	<b>11</b> [4] Graham LEGGET [10]	6
<b>14</b> [70] David THORBURN [10]	<b>13</b> [19] Andrew McGREGOR [10]	7
<b>16</b> [14] Colin TURNER [10]	<b>15</b> [78] David HEADEN [10]	8
<b>18</b> [46] Martin PIERACCINI [10]	<b>17</b> [3] Adrian HAMILTON [10]	9
<b>20</b> [2] Willie HOURIE [10]	<b>19</b> [12] David KERR [10]	10
	<b>21</b> [11] Kyle MURCHIE [0]	11

Chief Timekeeper - Ian Sharp

Orbits 4

Clerk of the Course Sig.

Time

[www.amb-it.com](http://www.amb-it.com)

Weather

Track

[www.mylaps.com](http://www.mylaps.com)

Times available on [smart-timing.co.uk](http://smart-timing.co.uk)

Licensed to: SMART

Scottish Legends Championship

Knockhill 1.280 Miles

Race 3 First A Race

21/10/2007 10:40

Race (8 Laps)

Pos	No.	Name	Make/Model	CC	Class	Laps	Total Tm	Diff	Avg. Speed	Best Tm	Lap
1	22	Benjamin MASON	Ford Sedan	1250	L	8	9:10.983	-	66.906	1:06.288	3
2	50	Dave NEWSHAM	Ford Coupe	1250	L	8	9:13.512	+2.529	66.600	1:06.659	5
3	68	Carol BROWN	Ford Sedan	1200	L	8	9:25.572	+14.589	65.180	1:06.430	5
4	44	Andrew DONALD	Ford Sedan	1250	L	8	9:26.311	+15.328	65.095	1:08.263	4
5	88	Jason OGG	34 Chevy Coupe	1250	L	8	9:26.962	+15.979	65.020	1:07.752	5
6	23	Alistair GAULD	Legend	1200	L	8	9:31.623	+20.640	64.490	1:08.041	4
7	69	Gerard McCOSH	Ford Coupe	1250	L	8	9:32.451	+21.468	64.397	1:07.252	4
8	70	Andrew DOW	34 Ford Coupe	1200	L	8	9:32.829	+21.846	64.354	1:09.062	5
9	46	Colin ATKINSON	Legend	1200	L	8	9:36.896	+25.913	63.901	1:08.058	5
10	4	Tony CAIG	37 Chevy	1250	L	8	9:37.552	+26.569	63.828	1:08.527	4
11	37	Rory BRYANT	Ford Sedan	1250	LS	8	9:38.754	+27.771	63.695	1:09.833	4
12	90	Mark LEES	Dodge Coupe	1250	L	8	9:40.091	+29.108	63.549	1:10.615	5
13	80	Steve COULL	Legend	1200	L	8	9:41.768	+30.785	63.365	1:09.088	4
14	28	Scott HYNDS	Legend	1250	L	8	9:48.670	+37.687	62.622	1:08.932	3
15	10	Frank OGG	Legend	1250	L	8	9:51.324	+40.341	62.341	1:10.219	4
16	18	Richard CROZIER	Legend	1250	L	8	9:52.192	+41.209	62.250	1:09.979	4
17	6	Ross MARSHALL	Legend	1250	L	8	10:01.149	+50.166	61.323	1:07.549	3
18	25	Chris HYNDS	34 Chevy	1250	L	8	10:09.688	+58.705	60.464	1:09.808	3
19	42	James WILLIS	Chevy	1250	L	8	10:14.163	+1:03.180	60.023	1:10.553	4
20	27	Murray FORD	Ford Sedan	1250	L	8	10:22.995	+1:12.012	59.172	1:10.960	5
21	60	Michael HOGG	37 Ford Sedan	1250	LS	8	10:31.561	+1:20.578	58.370	1:11.957	5

Not classified

DNF	99	Sandford IMRIE	Ford Sedan	1250	L	5	6:56.048	-	55.378	1:09.812	4
-----	----	----------------	------------	------	---	---	----------	---	--------	----------	---

Margin of Victory	Avg. Speed	Best Lap Tm	Best Spd	Best Lap by
+2.529	66.906	1:06.288	69.515	[22] Benjamin MASON

Chief Timekeeper - Ian Sharp

Orbits 4

Clerk of the Course Sig. Time

www.amb-it.com

Weather Track

www.mylaps.com

Times available on smart-timing.co.uk

Licensed to: SMART

# SMRC Final Fling

## Scottish Legends Championship

### Race 3 First A Race

#### Race (8 Laps)

Knockhill 1.280 Miles

21/10/2007 10:40

Lap	Lap Tm	Diff	Time of Day
<b>(22) Benjamin MASON</b>			
1	-:--		11:17:31.381
2	<b>1:07.110</b>	+0.822	11:18:38.491
3	<b>1:06.288</b>	-	11:19:44.779
4	<b>1:06.787</b>	+0.499	11:20:51.566
5	<b>1:07.051</b>	+0.763	11:21:58.617
6	<b>1:08.075</b>	+1.787	11:23:06.692
7	<b>1:09.023</b>	+2.735	11:24:15.715
8	<b>1:10.740</b>	+4.452	11:25:26.455
Best Tm: 1:06.288			

Lap	Lap Tm	Diff	Time of Day
<b>(50) Dave NEWSHAM</b>			
1	-:--		11:17:35.227
2	<b>1:06.924</b>	+0.265	11:18:42.151
3	<b>1:06.721</b>	+0.062	11:19:48.872
4	<b>1:06.763</b>	+0.104	11:20:55.635
5	<b>1:06.659</b>	-	11:22:02.294
6	<b>1:07.973</b>	+1.314	11:23:10.267
7	<b>1:09.016</b>	+2.357	11:24:19.283
8	<b>1:09.701</b>	+3.042	11:25:28.984
Best Tm: 1:06.659			

Lap	Lap Tm	Diff	Time of Day
<b>(68) Carol BROWN</b>			
1	-:--		11:17:37.421
2	<b>1:09.601</b>	+3.171	11:18:47.022
3	<b>1:07.760</b>	+1.330	11:19:54.782
4	<b>1:07.639</b>	+1.209	11:21:02.421
5	<b>1:06.430</b>	-	11:22:08.851
6	<b>1:08.428</b>	+1.998	11:23:17.279
7	<b>1:10.888</b>	+4.458	11:24:28.167
8	<b>1:12.877</b>	+6.447	11:25:41.044
Best Tm: 1:06.430			

Lap	Lap Tm	Diff	Time of Day
<b>(44) Andrew DONALD</b>			
1	-:--		11:17:33.016
2	<b>1:09.085</b>	+0.822	11:18:42.101
3	<b>1:09.033</b>	+0.770	11:19:51.134
4	<b>1:08.263</b>	-	11:20:59.397
5	<b>1:08.579</b>	+0.316	11:22:07.976
6	<b>1:09.834</b>	+1.571	11:23:17.810
7	<b>1:11.165</b>	+2.902	11:24:28.975
8	<b>1:12.808</b>	+4.545	11:25:41.783
Best Tm: 1:08.263			

Lap	Lap Tm	Diff	Time of Day
<b>(88) Jason OGG</b>			
1	-:--		11:17:35.054
2	<b>1:08.817</b>	+1.065	11:18:43.871
3	<b>1:08.842</b>	+1.090	11:19:52.713
4	<b>1:08.314</b>	+0.562	11:21:01.027
5	<b>1:07.752</b>	-	11:22:08.779
6	<b>1:10.727</b>	+2.975	11:23:19.506

Lap	Lap Tm	Diff	Time of Day
7	<b>1:10.095</b>	+2.343	11:24:29.601
8	<b>1:12.833</b>	+5.081	11:25:42.434
Best Tm: 1:07.752			

Lap	Lap Tm	Diff	Time of Day
<b>(23) Alistair GAULD</b>			
1	-:--		11:17:38.258
2	<b>1:10.571</b>	+2.530	11:18:48.829
3	<b>1:09.640</b>	+1.599	11:19:58.469
4	<b>1:08.041</b>	-	11:21:06.510
5	<b>1:08.162</b>	+0.121	11:22:14.672
6	<b>1:08.229</b>	+0.188	11:23:22.901
7	<b>1:10.023</b>	+1.982	11:24:32.924
8	<b>1:14.171</b>	+6.130	11:25:47.095
Best Tm: 1:08.041			

Lap	Lap Tm	Diff	Time of Day
<b>(69) Gerard McCOSH</b>			
1	-:--		11:17:39.719
2	<b>1:09.864</b>	+2.612	11:18:49.583
3	<b>1:09.645</b>	+2.393	11:19:59.228
4	<b>1:07.252</b>	-	11:21:06.480
5	<b>1:07.432</b>	+0.180	11:22:13.912
6	<b>1:08.258</b>	+1.006	11:23:22.170
7	<b>1:10.342</b>	+3.090	11:24:32.512
8	<b>1:15.411</b>	+8.159	11:25:47.923
Best Tm: 1:07.252			

Lap	Lap Tm	Diff	Time of Day
<b>(70) Andrew DOW</b>			
1	-:--		11:17:39.078
2	<b>1:10.083</b>	+1.021	11:18:49.161
3	<b>1:09.940</b>	+0.878	11:19:59.101
4	<b>1:09.233</b>	+0.171	11:21:08.334
5	<b>1:09.062</b>	-	11:22:17.396
6	<b>1:09.605</b>	+0.543	11:23:27.001
7	<b>1:09.549</b>	+0.487	11:24:36.550
8	<b>1:11.751</b>	+2.689	11:25:48.301
Best Tm: 1:09.062			

Lap	Lap Tm	Diff	Time of Day
<b>(46) Colin ATKINSON</b>			
1	-:--		11:17:32.839
2	<b>1:08.554</b>	+0.496	11:18:41.393
3	<b>1:08.606</b>	+0.548	11:19:49.999
4	<b>1:08.170</b>	+0.112	11:20:58.169
5	<b>1:08.058</b>	-	11:22:06.227
6	<b>1:12.453</b>	+4.395	11:23:18.680
7	<b>1:14.186</b>	+6.128	11:24:32.866
8	<b>1:19.502</b>	+11.444	11:25:52.368
Best Tm: 1:08.058			

Lap	Lap Tm	Diff	Time of Day
<b>(4) Tony CAIG</b>			
1	-:--		11:17:36.848
2	<b>1:10.152</b>	+1.625	11:18:47.000

Lap	Lap Tm	Diff	Time of Day
3	<b>1:09.376</b>	+0.849	11:19:56.376
4	<b>1:08.527</b>	-	11:21:04.903
5	<b>1:10.186</b>	+1.659	11:22:15.089
6	<b>1:09.628</b>	+1.101	11:23:24.717
7	<b>1:11.950</b>	+3.423	11:24:36.667
8	<b>1:16.357</b>	+7.830	11:25:53.024
Best Tm: 1:08.527			

Lap	Lap Tm	Diff	Time of Day
<b>(37) Rory BRYANT</b>			
1	-:--		11:17:39.369
2	<b>1:10.642</b>	+0.809	11:18:50.011
3	<b>1:09.953</b>	+0.120	11:19:59.964
4	<b>1:09.833</b>	-	11:21:09.797
5	<b>1:10.107</b>	+0.274	11:22:19.904
6	<b>1:11.074</b>	+1.241	11:23:30.978
7	<b>1:11.243</b>	+1.410	11:24:42.221
8	<b>1:12.005</b>	+2.172	11:25:54.226
Best Tm: 1:09.833			

Lap	Lap Tm	Diff	Time of Day
<b>(90) Mark LEES</b>			
1	-:--		11:17:37.078
2	<b>1:11.887</b>	+1.272	11:18:48.965
3	<b>1:10.738</b>	+0.123	11:19:59.703
4	<b>1:10.616</b>	+0.001	11:21:10.319
5	<b>1:10.615</b>	-	11:22:20.934
6	<b>1:11.007</b>	+0.392	11:23:31.941
7	<b>1:11.533</b>	+0.918	11:24:43.474
8	<b>1:12.089</b>	+1.474	11:25:55.563
Best Tm: 1:10.615			

Lap	Lap Tm	Diff	Time of Day
<b>(80) Steve COULL</b>			
1	-:--		11:17:37.260
2	<b>1:10.380</b>	+1.292	11:18:47.640
3	<b>1:11.383</b>	+2.295	11:19:59.023
4	<b>1:09.088</b>	-	11:21:08.111
5	<b>1:09.943</b>	+0.855	11:22:18.054
6	<b>1:13.263</b>	+4.175	11:23:31.317
7	<b>1:12.053</b>	+2.965	11:24:43.370
8	<b>1:13.870</b>	+4.782	11:25:57.240
Best Tm: 1:09.088			

Lap	Lap Tm	Diff	Time of Day
<b>(28) Scott HYND</b>			
1	-:--		11:17:40.504
2	<b>1:11.704</b>	+2.772	11:18:52.208
3	<b>1:08.932</b>	-	11:20:01.140
4	<b>1:10.113</b>	+1.181	11:21:11.253
5	<b>1:10.801</b>	+1.869	11:22:22.054
6	<b>1:12.503</b>	+3.571	11:23:34.557
7	<b>1:13.941</b>	+5.009	11:24:48.498
8	<b>1:15.644</b>	+6.712	11:26:04.142
Best Tm: 1:08.932			

Chief Timekeeper - Ian Sharp

Clerk of the Course Sig. Time

Weather Track  
Times available on smart-timing.co.uk

Printed: 22/10/2007 19:10:33

Orbits 4

www.amb-it.com  
www.mylaps.com  
Licensed to: SMART

# SMRC Final Fling

## Scottish Legends Championship

Knockhill 1.280 Miles

### Race 3 First A Race

21/10/2007 10:40

### Race (8 Laps)

Lap	Lap Tm	Diff	Time of Day
<b>(10) Frank OGG</b>			
1	-:--		11:17:44.945
2	<b>1:10.291</b>	+0.072	11:18:55.236
3	<b>1:12.036</b>	+1.817	11:20:07.272
4	<b>1:10.219</b>	-	11:21:17.491
5	<b>1:11.485</b>	+1.266	11:22:28.976
6	<b>1:12.452</b>	+2.233	11:23:41.428
7	<b>1:11.937</b>	+1.718	11:24:53.365
8	<b>1:13.431</b>	+3.212	11:26:06.796
Best Tm: 1:10.219			

<b>(18) Richard CROZIER</b>			
1	-:--		11:17:43.342
2	<b>1:12.187</b>	+2.208	11:18:55.529
3	<b>1:12.582</b>	+2.603	11:20:08.111
4	<b>1:09.979</b>	-	11:21:18.090
5	<b>1:11.628</b>	+1.649	11:22:29.718
6	<b>1:12.781</b>	+2.802	11:23:42.499
7	<b>1:12.303</b>	+2.324	11:24:54.802
8	<b>1:12.862</b>	+2.883	11:26:07.664
Best Tm: 1:09.979			

<b>(6) Ross MARSHALL</b>			
1	-:--		11:17:43.419
2	<b>1:10.913</b>	+3.364	11:18:54.332
3	<b>1:07.549</b>	-	11:20:01.881
4	<b>1:08.566</b>	+1.017	11:21:10.447
5	<b>1:08.030</b>	+0.481	11:22:18.477
6	<b>1:32.098</b>	+24.549	11:23:50.575
7	<b>1:12.216</b>	+4.667	11:25:02.791
8	<b>1:13.830</b>	+6.281	11:26:16.621
Best Tm: 1:07.549			

<b>(25) Chris HYNDS</b>			
1	-:--		11:17:41.560
2	<b>1:11.317</b>	+1.509	11:18:52.877
3	<b>1:09.808</b>	-	11:20:02.685
4	<b>1:22.070</b>	+12.262	11:21:24.755
5	<b>1:13.363</b>	+3.555	11:22:38.118
6	<b>1:15.970</b>	+6.162	11:23:54.088
7	<b>1:15.171</b>	+5.363	11:25:09.259
8	<b>1:15.901</b>	+6.093	11:26:25.160
Best Tm: 1:09.808			

<b>(42) James WILLIS</b>			
1	-:--		11:17:45.040
2	<b>1:12.252</b>	+1.699	11:18:57.292
3	<b>1:11.384</b>	+0.831	11:20:08.676
4	<b>1:10.553</b>	-	11:21:19.229
5	<b>1:11.341</b>	+0.788	11:22:30.570
6	<b>1:12.466</b>	+1.913	11:23:43.036
7	<b>1:19.409</b>	+8.856	11:25:02.445

Lap	Lap Tm	Diff	Time of Day
8	<b>1:27.190</b>	+16.637	11:26:29.635
Best Tm: 1:10.553			
<b>(27) Murray FORD</b>			
1	-:--		11:17:44.689
2	<b>1:13.370</b>	+2.410	11:18:58.059
3	<b>1:10.991</b>	+0.031	11:20:09.050
4	<b>1:13.005</b>	+2.045	11:21:22.055
5	<b>1:10.960</b>	-	11:22:33.015
6	<b>1:31.741</b>	+20.781	11:24:04.756
7	<b>1:16.646</b>	+5.686	11:25:21.402
8	<b>1:17.065</b>	+6.105	11:26:38.467
Best Tm: 1:10.960			

<b>(60) Michael HOGG</b>			
1	-:--		11:17:39.283
2	<b>1:15.130</b>	+3.173	11:18:54.413
3	<b>1:13.509</b>	+1.552	11:20:07.922
4	<b>1:13.063</b>	+1.106	11:21:20.985
5	<b>1:11.957</b>	-	11:22:32.942
6	<b>1:34.359</b>	+22.402	11:24:07.301
7	<b>1:18.846</b>	+6.889	11:25:26.147
8	<b>1:20.886</b>	+8.929	11:26:47.033
Best Tm: 1:11.957			

<b>(99) Sandford IMRIE</b>			
1	-:--		11:17:42.741
2	<b>1:11.509</b>	+1.697	11:18:54.250
3	<b>1:10.274</b>	+0.462	11:20:04.524
4	<b>1:09.812</b>	-	11:21:14.336
5	<b>1:57.184</b>	+47.372	11:23:11.520
Best Tm: 1:09.812			

Chief Timekeeper - Ian Sharp

Clerk of the Course Sig.

Weather

Track

Times available on smart-timing.co.uk

Time

Orbits 4

www.amb-it.com

www.mylaps.com

Licensed to: SMART

Scottish Legends Championship

Knockhill 1.280 Miles

Race 3 First A Race

21/10/2007 10:40

Race (8 Laps)

Competitors	Laps							
	1	2	3	4	5	6	7	8
Benjamin MASON (22)	1	22	22	22	22	22	22	22
Colin ATKINSON (46)	2	46	46	50	50	50	50	50
Andrew DONALD (44)	3	44	44	46	46	46	68	68
Jason OGG (88)	4	88	50	44	44	44	44	44
Dave NEWSHAM (50)	5	50	88	88	88	88	46	88
Tony CAIG (4)	6	4	4	68	68	68	88	69
Mark LEES (90)	7	90	68	4	4	69	69	46
Steve COULL (80)	8	80	80	23	69	23	23	70
Carol BROWN (68)	9	68	23	80	23	4	4	70
Alistair GAULD (23)	10	23	90	70	80	70	4	4
Andrew DOW (70)	11	70	70	69	70	80	37	37
Michael HOGG (60)	12	60	69	90	37	6	80	80
Rory BRYANT (37)	13	37	37	37	90	37	90	90
Gerard McCOSH (69)	14	69	28	28	6	90	28	28
Scott HYNDS (28)	15	28	25	6	28	28	10	10
Chris HYNDS (25)	16	25	99	25	99	10	18	18
Sandford IMRIE (99)	17	99	6	99	10	18	42	42
Richard CROZIER (18)	18	18	60	10	18	42	6	6
Ross MARSHALL (6)	19	6	10	60	42	60	25	25
Murray FORD (27)	20	27	18	18	60	27	27	27
Frank OGG (10)	21	10	42	42	27	25	60	60
James WILLIS (42)	22	42	27	27	25	99		

Smarty.com Mini Cooper Cup

Knockhill 1.280 Miles

Race 4 - First Race

21/10/2007 11:00

Race (10 Laps)

Pos	No.	Name	Make/Model	CC	Class	Laps	Total Tm	Diff	Avg. Speed	Best Tm	Lap
1	16	Kenneth THIRWALL	Mini Cooper	1600	SMN	10	11:44.338	-	65.423	1:08.630	8
2	2	Paul WILSON	Mini Cooper	1600	SM	10	11:44.569	+0.231	65.402	1:09.043	8
3	17	Mark DRYDEN	Mini Cooper	1600	SM	10	11:57.072	+12.734	64.261	1:09.865	8
4	7	Vic COVEY Jnr	Mini Cooper	1600	SM	10	11:58.505	+14.167	64.133	1:09.580	8
5	8	Jordan GRONKOWSKI	Mini Cooper	1600	SMN	10	11:59.141	+14.803	64.076	1:08.818	9
6	15	Ian MILTON	Mini Cooper	1600	SMN	10	11:59.191	+14.853	64.072	1:09.627	7
7	9	John BARRIE	Mini Cooper	1600	SMN	10	12:00.874	+16.536	63.922	1:09.768	9
8	19	Finlay CROCKER	Mini Cooper	1600	SM	10	12:01.309	+16.971	63.884	1:10.354	7
9	3	Glynn GEDDIE	Mini Cooper	1600	SMN	10	12:02.657	+18.319	63.765	1:10.500	7
10	11	Alasdair McGOWAN	Mini Cooper	1600	SM	10	12:09.099	+24.761	63.201	1:09.386	8
11	4	Gilbert GROSSETT	Mini Cooper	1600	SMN	10	12:16.440	+32.102	62.571	1:11.134	8
12	1	Alan GOW	Mini Cooper	1600	SM	10	12:28.100	+43.762	61.596	1:11.168	10
13	5	Michael ROWAN	Mini Cooper	1600	SMN	10	12:33.467	+49.129	61.157	1:10.538	5

Not classified

DNF	91	Rory BUTCHER	Mini Cooper	1600	SM	5	8:04.043	-	47.599	1:12.460	2
-----	----	--------------	-------------	------	----	---	----------	---	--------	----------	---

Margin of Victory	Avg. Speed	Best Lap Tm	Best Spd	Best Lap by
+0.231	65.423	1:08.630	67.143	[16] Kenneth THIRWALL

Chief Timekeeper - Ian Sharp

Orbits 4

Clerk of the Course Sig. Time

www.amb-it.com

Weather Track

www.mylaps.com

Times available on smart-timing.co.uk

Licensed to: SMART



# SMRC Final Fling

Smarty.com Mini Cooper Cup

Knockhill 1.280 Miles

Race 4 - First Race

21/10/2007 11:00

Race (10 Laps)

Lap	Lap Tm	Diff	Time of Day
<b>(16) Kenneth THIRWALL</b>			
1	-:--		11:39:02.768
2	<b>1:11.244</b>	+2.614	11:40:14.012
3	<b>1:10.311</b>	+1.681	11:41:24.323
4	<b>1:09.478</b>	+0.848	11:42:33.801
5	<b>1:10.562</b>	+1.932	11:43:44.363
6	<b>1:09.577</b>	+0.947	11:44:53.940
7	<b>1:09.268</b>	+0.638	11:46:03.208
8	<b>1:08.630</b>	-	11:47:11.838
9	<b>1:08.707</b>	+0.077	11:48:20.545
10	<b>1:10.140</b>	+1.510	11:49:30.685
Best Tm: 1:08.630			

Lap	Lap Tm	Diff	Time of Day
<b>(2) Paul WILSON</b>			
1	-:--		11:39:01.540
2	<b>1:11.102</b>	+2.059	11:40:12.642
3	<b>1:10.827</b>	+1.784	11:41:23.469
4	<b>1:09.993</b>	+0.950	11:42:33.462
5	<b>1:10.259</b>	+1.216	11:43:43.721
6	<b>1:09.130</b>	+0.087	11:44:52.851
7	<b>1:09.131</b>	+0.088	11:46:01.982
8	<b>1:09.043</b>	-	11:47:11.025
9	<b>1:09.128</b>	+0.085	11:48:20.153
10	<b>1:10.763</b>	+1.720	11:49:30.916
Best Tm: 1:09.043			

Lap	Lap Tm	Diff	Time of Day
<b>(17) Mark DRYDEN</b>			
1	-:--		11:39:03.401
2	<b>1:11.874</b>	+2.009	11:40:15.275
3	<b>1:11.745</b>	+1.880	11:41:27.020
4	<b>1:11.159</b>	+1.294	11:42:38.179
5	<b>1:10.582</b>	+0.717	11:43:48.761
6	<b>1:12.498</b>	+2.633	11:45:01.259
7	<b>1:10.782</b>	+0.917	11:46:12.041
8	<b>1:09.865</b>	-	11:47:21.906
9	<b>1:10.304</b>	+0.439	11:48:32.210
10	<b>1:11.209</b>	+1.344	11:49:43.419
Best Tm: 1:09.865			

Lap	Lap Tm	Diff	Time of Day
<b>(7) Vic COVEY Jnr</b>			
1	-:--		11:39:04.538
2	<b>1:12.617</b>	+3.037	11:40:17.155
3	<b>1:13.243</b>	+3.663	11:41:30.398
4	<b>1:10.593</b>	+1.013	11:42:40.991
5	<b>1:11.088</b>	+1.508	11:43:52.079
6	<b>1:10.899</b>	+1.319	11:45:02.978
7	<b>1:09.950</b>	+0.370	11:46:12.928
8	<b>1:09.580</b>	-	11:47:22.508
9	<b>1:09.843</b>	+0.263	11:48:32.351
10	<b>1:12.501</b>	+2.921	11:49:44.852
Best Tm: 1:09.580			

Lap	Lap Tm	Diff	Time of Day
<b>(8) Jordan GRONKOWSKI</b>			
1	-:--		11:39:04.964
2	<b>1:12.312</b>	+3.494	11:40:17.276
3	<b>1:14.234</b>	+5.416	11:41:31.510
4	<b>1:11.611</b>	+2.793	11:42:43.121
5	<b>1:10.998</b>	+2.180	11:43:54.119
6	<b>1:11.180</b>	+2.362	11:45:05.299
7	<b>1:10.073</b>	+1.255	11:46:15.372
8	<b>1:10.262</b>	+1.444	11:47:25.634
9	<b>1:08.818</b>	-	11:48:34.452
10	<b>1:11.036</b>	+2.218	11:49:45.488
Best Tm: 1:08.818			

Lap	Lap Tm	Diff	Time of Day
<b>(15) Ian MILTON</b>			
1	-:--		11:39:04.490
2	<b>1:12.850</b>	+3.223	11:40:17.340
3	<b>1:13.257</b>	+3.630	11:41:30.597
4	<b>1:10.663</b>	+1.036	11:42:41.260
5	<b>1:11.289</b>	+1.662	11:43:52.549
6	<b>1:11.066</b>	+1.439	11:45:03.615
7	<b>1:09.627</b>	-	11:46:13.242
8	<b>1:10.004</b>	+0.377	11:47:23.246
9	<b>1:09.735</b>	+0.108	11:48:32.981
10	<b>1:12.557</b>	+2.930	11:49:45.538
Best Tm: 1:09.627			

Lap	Lap Tm	Diff	Time of Day
<b>(9) John BARRIE</b>			
1	-:--		11:39:07.961
2	<b>1:12.732</b>	+2.964	11:40:20.693
3	<b>1:12.225</b>	+2.457	11:41:32.918
4	<b>1:11.324</b>	+1.556	11:42:44.242
5	<b>1:10.933</b>	+1.165	11:43:55.175
6	<b>1:11.071</b>	+1.303	11:45:06.246
7	<b>1:09.939</b>	+0.171	11:46:16.185
8	<b>1:10.641</b>	+0.873	11:47:26.826
9	<b>1:09.768</b>	-	11:48:36.594
10	<b>1:10.627</b>	+0.859	11:49:47.221
Best Tm: 1:09.768			

Lap	Lap Tm	Diff	Time of Day
<b>(19) Finlay CROCKER</b>			
1	-:--		11:39:04.543
2	<b>1:11.895</b>	+1.541	11:40:16.438
3	<b>1:13.499</b>	+3.145	11:41:29.937
4	<b>1:10.594</b>	+0.240	11:42:40.531
5	<b>1:11.543</b>	+1.189	11:43:52.074
6	<b>1:12.511</b>	+2.157	11:45:04.585
7	<b>1:10.354</b>	-	11:46:14.939
8	<b>1:11.002</b>	+0.648	11:47:25.941
9	<b>1:10.648</b>	+0.294	11:48:36.589
10	<b>1:11.067</b>	+0.713	11:49:47.656
Best Tm: 1:10.354			

**(3) Glynn GEDDIE**

Lap	Lap Tm	Diff	Time of Day
<b>(11) Alasdair McGOWAN</b>			
1	-:--		11:39:06.852
2	<b>1:11.290</b>	+0.790	11:40:18.142
3	<b>1:13.152</b>	+2.652	11:41:31.294
4	<b>1:11.714</b>	+1.214	11:42:43.008
5	<b>1:10.699</b>	+0.199	11:43:53.707
6	<b>1:11.844</b>	+1.344	11:45:05.551
7	<b>1:10.500</b>	-	11:46:16.051
8	<b>1:10.521</b>	+0.021	11:47:26.572
9	<b>1:10.893</b>	+0.393	11:48:37.465
10	<b>1:11.539</b>	+1.039	11:49:49.004
Best Tm: 1:10.500			

Lap	Lap Tm	Diff	Time of Day
<b>(4) Gilbert GROSSETT</b>			
1	-:--		11:39:06.080
2	<b>1:27.404</b>	+18.018	11:40:33.484
3	<b>1:10.663</b>	+1.277	11:41:44.147
4	<b>1:10.998</b>	+1.612	11:42:55.145
5	<b>1:09.978</b>	+0.592	11:44:05.123
6	<b>1:11.503</b>	+2.117	11:45:16.626
7	<b>1:09.835</b>	+0.449	11:46:26.461
8	<b>1:09.386</b>	-	11:47:35.847
9	<b>1:09.446</b>	+0.060	11:48:45.293
10	<b>1:10.153</b>	+0.767	11:49:55.446
Best Tm: 1:09.386			

Lap	Lap Tm	Diff	Time of Day
<b>(1) Alan GOW</b>			
1	-:--		11:39:07.637
2	<b>1:13.652</b>	+2.518	11:40:21.289
3	<b>1:12.951</b>	+1.817	11:41:34.240
4	<b>1:16.770</b>	+5.636	11:42:51.010
5	<b>1:12.198</b>	+1.064	11:44:03.208
6	<b>1:12.255</b>	+1.121	11:45:15.463
7	<b>1:11.298</b>	+0.164	11:46:26.761
8	<b>1:11.134</b>	-	11:47:37.895
9	<b>1:11.820</b>	+0.686	11:48:49.715
10	<b>1:13.072</b>	+1.938	11:50:02.787
Best Tm: 1:11.134			

Lap	Lap Tm	Diff	Time of Day
<b>(5) Michael ROWAN</b>			
1	-:--		11:39:08.904
2	<b>1:14.421</b>	+3.253	11:40:23.325
3	<b>1:12.733</b>	+1.565	11:41:36.058
4	<b>1:13.321</b>	+2.153	11:42:49.379
5	<b>1:11.992</b>	+0.824	11:44:01.371
6	<b>1:15.693</b>	+4.525	11:45:17.064
7	<b>1:12.246</b>	+1.078	11:46:29.310
8	<b>1:22.293</b>	+11.125	11:47:51.603
9	<b>1:11.676</b>	+0.508	11:49:03.279
10	<b>1:11.168</b>	-	11:50:14.447
Best Tm: 1:11.168			

Chief Timekeeper - Ian Sharp

Clerk of the Course Sig.

Weather

Times available on smart-timing.co.uk

Printed: 22/10/2007 19:24:25

Time

Track

Orbits 4

www.amb-it.com

www.mylaps.com

Licensed to: SMART

SMRC Final Fling

Smarty.com Mini Cooper Cup

Knockhill 1.280 Miles

Race 4 - First Race

21/10/2007 11:00

Race (10 Laps)

Lap	Lap Tm	Diff	Time of Day
1	-:--		11:39:10.033
2	<b>1:13.244</b>	+2.706	11:40:23.277
3	<b>1:11.404</b>	+0.866	11:41:34.681
4	<b>1:23.173</b>	+12.635	11:42:57.854
5	<b>1:10.538</b>	-	11:44:08.392
6	<b>1:15.832</b>	+5.294	11:45:24.224
7	<b>1:15.280</b>	+4.742	11:46:39.504
8	<b>1:11.017</b>	+0.479	11:47:50.521
9	<b>1:17.935</b>	+7.397	11:49:08.456
10	<b>1:11.358</b>	+0.820	11:50:19.814

Best Tm: 1:10.538

(91) Rory BUTCHER

1	-:--		11:39:02.299
2	<b>1:12.460</b>	-	11:40:14.759
3	<b>1:25.032</b>	+12.572	11:41:39.791
4	<b>2:57.352</b>	+1:44.892	11:44:37.143
5	<b>1:13.247</b>	+0.787	11:45:50.390

Best Tm: 1:12.460

Lap Lap Tm Diff Time of Day

Lap Lap Tm Diff Time of Day

Chief Timekeeper - Ian Sharp

Orbits 4

Clerk of the Course Sig.

Time

www.amb-it.com

Weather

Track

www.mylaps.com

Times available on smart-timing.co.uk

Licensed to: SMART

Smarty.com Mini Cooper Cup

Knockhill 1.280 Miles

Race 4 - First Race

21/10/2007 11:00

Race (10 Laps)

Competitors	Laps									
	1	2	3	4	5	6	7	8	9	10
Paul WILSON (2)	1	2	2	2	2	2	2	2	2	16
Rory BUTCHER (91)	2	91	16	16	16	16	16	16	16	2
Kenneth THIRWALL (16)	3	16	91	17	17	17	17	17	17	17
Mark DRYDEN (17)	4	17	17	19	19	19	7	7	7	7
Ian MILTON (15)	5	15	19	7	7	7	15	15	15	8
Vic COVEY Jnr (7)	6	7	7	15	15	15	19	19	8	15
Finlay CROCKER (19)	7	19	8	3	3	3	8	8	19	9
Jordan GRONKOWSKI (8)	8	8	15	8	8	8	3	3	3	19
Alasdair McGOWAN (11)	9	11	3	9	9	9	9	9	3	3
Glynn GEDDIE (3)	10	3	9	4	1	1	4	11	11	11
Gilbert GROSSETT (4)	11	4	4	5	4	4	11	4	4	4
John BARRIE (9)	12	9	5	1	11	11	1	1	5	1
Alan GOW (1)	13	1	1	91	5	5	5	5	1	5
Michael ROWAN (5)	14	5	11	11	91	91				

Chief Timekeeper - Ian Sharp

Orbits 4

Clerk of the Course Sig. Time

www.amb-it.com

Weather Track

www.mylaps.com

Times available on smart-timing.co.uk

Licensed to: SMART

SMRC Final Fling


Smarty.com Mini Cooper Cup

Knockhill 1.280 Miles

Race 12A - Second Race

21/10/2007 14:20

Race (10 Laps)



<b>2</b>
[15] Ian MILTON
[10]
<b>4</b>
[7] Vic COVEY Jnr
[10]
<b>6</b>
[2] Paul WILSON
[10]
<b>8</b>
[19] Finlay CROCKER
[10]
<b>10</b>
[11] Alasdair McGOWAN
[10]
<b>12</b>
[1] Alan GOW
[10]
<b>14</b>
[91] Rory BUTCHER
[5]

<b>1</b>
[9] John BARRIE
[10]
<b>3</b>
[8] Jordan GRONKOWSKI
[10]
<b>5</b>
[17] Mark DRYDEN
[10]
<b>7</b>
[16] Kenneth THIRWALL
[10]
<b>9</b>
[3] Glynn GEDDIE
[10]
<b>11</b>
[4] Gilbert GROSSETT
[10]
<b>13</b>
[5] Michael ROWAN
[10]

1  
2  
3  
4  
5  
6  
7

Chief Timekeeper - Ian Sharp

Orbits 4

Clerk of the Course Sig. Time

www.amb-it.com

Weather Track

www.mylaps.com

Times available on smart-timing.co.uk

Licensed to: SMART

Scottish Classic Sports & Saloons

Knockhill 1.280 Miles

Race 5 - First Race

21/10/2007 11:20

Race (10 Laps)

Pos	No.	Name	Make/Model	CC	Class	Laps	Total Tm	Diff	Avg. Speed	Best Tm	Lap
1	4	Stan BERNARD	Porsche 911	2687	CSSC	10	11:25.439	-	67.227	1:07.703	6
2	87	AI FLEMING	Lotus Elan	1558	CSSB	10	11:32.581	+7.142	66.534	1:06.844	9
3	5	Matthew GORDON	Porsche 911	2700	CSSC	10	11:52.131	+26.692	64.707	1:07.349	3
4	27	Steven SWAN	Renault Gordini	1546	CSSB	10	12:03.714	+38.275	63.672	1:10.641	7
5	31	Kenny ALLEN	Lotus Elan	1558	CSSB	10	12:07.921	+42.482	63.304	1:10.331	4
6	12	Tommy GILMARTIN	BMW 2002	2000	CSSC	10	12:08.743	+43.304	63.232	1:09.135	10
7	66	Ian LONGFORD	Ford Escort	2000	CSSC	10	12:09.589	+44.150	63.159	1:09.685	7
8	3	Adam BERNARD	Porsche 911	2687	CSSC	10	12:17.811	+52.372	62.455	1:09.715	10
9	2	Oilly ROSS	Lotus Europa	1600	CSSB	10	12:20.046	+54.607	62.266	1:08.442	7
10	21	Jimmy CROW	Ford Escort	1558	CSSB	10	12:39.268	+1:13.829	60.690	1:13.298	8
11	72	Willy TOYE	Triumph TR8	3500	CSSC	9	11:47.757	1 Lap	58.596	1:12.921	3
12	26	Liz SWAN	Renault 8	1397	CSSA	9	12:05.163	+17.406	57.190	1:18.488	3

Margin of Victory	Avg. Speed	Best Lap Tm	Best Spd	Best Lap by
+7.142	67.227	1:06.844	68.937	[87] AI FLEMING

Chief Timekeeper - Ian Sharp

Orbits 4

Clerk of the Course Sig. Time

www.amb-it.com

Weather Track

www.mylaps.com

Times available on smart-timing.co.uk

Licensed to: SMART

# SMRC Final Fling

Scottish Classic Sports & Saloons

Knockhill 1.280 Miles

Race 5 - First Race

21/10/2007 11:20

Race (10 Laps)

Lap	Lap Tm	Diff	Time of Day
<b>(4) Stan BERNARD</b>			
1	-:--		11:59:11.893
2	<b>1:08.701</b>	+0.998	12:00:20.594
3	<b>1:08.254</b>	+0.551	12:01:28.848
4	<b>1:08.375</b>	+0.672	12:02:37.223
5	<b>1:07.764</b>	+0.061	12:03:44.987
6	<b>1:07.703</b>	-	12:04:52.690
7	<b>1:07.922</b>	+0.219	12:06:00.612
8	<b>1:08.131</b>	+0.428	12:07:08.743
9	<b>1:08.431</b>	+0.728	12:08:17.174
10	<b>1:07.831</b>	+0.128	12:09:25.005
Best Tm: 1:07.703			

Lap	Lap Tm	Diff	Time of Day
<b>(87) Al FLEMING</b>			
1	-:--		11:59:16.786
2	<b>1:10.542</b>	+3.698	12:00:27.328
3	<b>1:09.912</b>	+3.068	12:01:37.240
4	<b>1:09.239</b>	+2.395	12:02:46.479
5	<b>1:08.734</b>	+1.890	12:03:55.213
6	<b>1:08.096</b>	+1.252	12:05:03.309
7	<b>1:06.870</b>	+0.026	12:06:10.179
8	<b>1:07.643</b>	+0.799	12:07:17.822
9	<b>1:06.844</b>	-	12:08:24.666
10	<b>1:07.481</b>	+0.637	12:09:32.147
Best Tm: 1:06.844			

Lap	Lap Tm	Diff	Time of Day
<b>(5) Matthew GORDON</b>			
1	-:--		11:59:11.234
2	<b>1:08.597</b>	+1.248	12:00:19.831
3	<b>1:07.349</b>	-	12:01:27.180
4	<b>1:08.127</b>	+0.778	12:02:35.307
5	<b>1:08.092</b>	+0.743	12:03:43.399
6	<b>1:08.241</b>	+0.892	12:04:51.640
7	<b>1:08.395</b>	+1.046	12:06:00.035
8	<b>1:31.680</b>	+24.331	12:07:31.715
9	<b>1:10.176</b>	+2.827	12:08:41.891
10	<b>1:09.806</b>	+2.457	12:09:51.697
Best Tm: 1:07.349			

Lap	Lap Tm	Diff	Time of Day
<b>(27) Steven SWAN</b>			
1	-:--		11:59:19.347
2	<b>1:11.349</b>	+0.708	12:00:30.696
3	<b>1:12.143</b>	+1.502	12:01:42.839
4	<b>1:10.934</b>	+0.293	12:02:53.773
5	<b>1:11.176</b>	+0.535	12:04:04.949
6	<b>1:11.302</b>	+0.661	12:05:16.251
7	<b>1:10.641</b>	-	12:06:26.892
8	<b>1:11.429</b>	+0.788	12:07:38.321
9	<b>1:12.142</b>	+1.501	12:08:50.463
10	<b>1:12.817</b>	+2.176	12:10:03.280
Best Tm: 1:10.641			

Lap	Lap Tm	Diff	Time of Day
<b>(31) Kenny ALLEN</b>			
1	-:--		11:59:15.496
2	<b>1:11.855</b>	+1.524	12:00:27.351
3	<b>1:11.979</b>	+1.648	12:01:39.330
4	<b>1:10.331</b>	-	12:02:49.661
5	<b>1:10.787</b>	+0.456	12:04:00.448
6	<b>1:12.535</b>	+2.204	12:05:12.983
7	<b>1:11.396</b>	+1.065	12:06:24.379
8	<b>1:18.322</b>	+7.991	12:07:42.701
9	<b>1:11.474</b>	+1.143	12:08:54.175
10	<b>1:13.312</b>	+2.981	12:10:07.487
Best Tm: 1:10.331			

Lap	Lap Tm	Diff	Time of Day
<b>(12) Tommy GILMARTIN</b>			
1	-:--		11:59:21.091
2	<b>1:19.471</b>	+10.336	12:00:40.562
3	<b>1:12.804</b>	+3.669	12:01:53.366
4	<b>1:12.206</b>	+3.071	12:03:05.572
5	<b>1:10.929</b>	+1.794	12:04:16.501
6	<b>1:10.941</b>	+1.806	12:05:27.442
7	<b>1:10.077</b>	+0.942	12:06:37.519
8	<b>1:10.957</b>	+1.822	12:07:48.476
9	<b>1:10.698</b>	+1.563	12:08:59.174
10	<b>1:09.135</b>	-	12:10:08.309
Best Tm: 1:09.135			

Lap	Lap Tm	Diff	Time of Day
<b>(66) Ian LONGFORD</b>			
1	-:--		11:59:17.855
2	<b>1:11.939</b>	+2.254	12:00:29.794
3	<b>1:11.097</b>	+1.412	12:01:40.891
4	<b>1:11.223</b>	+1.538	12:02:52.114
5	<b>1:11.647</b>	+1.962	12:04:03.761
6	<b>1:11.412</b>	+1.727	12:05:15.173
7	<b>1:09.685</b>	-	12:06:24.858
8	<b>1:11.728</b>	+2.043	12:07:36.586
9	<b>1:13.010</b>	+3.325	12:08:49.596
10	<b>1:19.559</b>	+9.874	12:10:09.155
Best Tm: 1:09.685			

Lap	Lap Tm	Diff	Time of Day
<b>(3) Adam BERNARD</b>			
1	-:--		11:59:19.658
2	<b>1:12.719</b>	+3.004	12:00:32.377
3	<b>1:15.170</b>	+5.455	12:01:47.547
4	<b>1:11.846</b>	+2.131	12:02:59.393
5	<b>1:10.914</b>	+1.199	12:04:10.307
6	<b>1:12.210</b>	+2.495	12:05:22.517
7	<b>1:10.553</b>	+0.838	12:06:33.070
8	<b>1:12.150</b>	+2.435	12:07:45.220
9	<b>1:22.442</b>	+12.727	12:09:07.662
10	<b>1:09.715</b>	-	12:10:17.377
Best Tm: 1:09.715			

(2) Olly ROSS

Lap	Lap Tm	Diff	Time of Day
<b>(21) Jimmy CROW</b>			
1	-:--		11:59:13.447
2	<b>1:10.780</b>	+2.338	12:00:24.227
3	<b>1:09.847</b>	+1.405	12:01:34.074
4	<b>1:08.778</b>	+0.336	12:02:42.852
5	<b>1:08.446</b>	+0.004	12:03:51.298
6	<b>1:09.097</b>	+0.655	12:05:00.395
7	<b>1:08.442</b>	-	12:06:08.837
8	<b>1:08.900</b>	+0.458	12:07:17.737
9	<b>1:50.667</b>	+42.225	12:09:08.404
10	<b>1:11.208</b>	+2.766	12:10:19.612
Best Tm: 1:08.442			

Lap	Lap Tm	Diff	Time of Day
<b>(72) Willy TOYE</b>			
1	-:--		11:59:25.156
2	<b>1:18.098</b>	+4.800	12:00:43.254
3	<b>1:15.222</b>	+1.924	12:01:58.476
4	<b>1:16.564</b>	+3.266	12:03:15.040
5	<b>1:13.621</b>	+0.323	12:04:28.661
6	<b>1:13.731</b>	+0.433	12:05:42.392
7	<b>1:14.484</b>	+1.186	12:06:56.876
8	<b>1:13.298</b>	-	12:08:10.174
9	<b>1:14.070</b>	+0.772	12:09:24.244
10	<b>1:14.590</b>	+1.292	12:10:38.834
Best Tm: 1:13.298			

Lap	Lap Tm	Diff	Time of Day
<b>(26) Liz SWAN</b>			
1	-:--		11:59:20.772
2	<b>1:27.353</b>	+14.432	12:00:48.125
3	<b>1:12.921</b>	-	12:02:01.046
4	<b>1:30.802</b>	+17.881	12:03:31.848
5	<b>1:13.067</b>	+0.146	12:04:44.915
6	<b>1:17.709</b>	+4.788	12:06:02.624
7	<b>1:14.955</b>	+2.034	12:07:17.579
8	<b>1:15.213</b>	+2.292	12:08:32.792
9	<b>1:14.531</b>	+1.610	12:09:47.323
Best Tm: 1:12.921			

Chief Timekeeper - Ian Sharp

Orbits 4

Clerk of the Course Sig.

Time

www.amb-it.com

Weather

Track

www.mylaps.com

Times available on smart-timing.co.uk

Licensed to: SMART

Scottish Classic Sports & Saloons

Knockhill 1.280 Miles

Race 5 - First Race

21/10/2007 11:20

Race (10 Laps)

Competitors	Laps										
	1	2	3	4	5	6	7	8	9	10	
Matthew GORDON (5)	1	5	5	5	5	5	5	5	4	4	4
Stan BERNARD (4)	2	4	4	4	4	4	4	4	2	87	87
Oilly ROSS (2)	3	2	2	2	2	2	2	2	87	5	5
Kenny ALLEN (31)	4	31	87	87	87	87	87	87	5	66	27
Al FLEMING (87)	5	87	31	31	31	31	31	31	66	27	31
Ian LONGFORD (66)	6	66	66	66	66	66	66	66	27	31	12
Steven SWAN (27)	7	27	27	27	27	27	27	27	31	12	66
Adam BERNARD (3)	8	3	3	3	3	3	3	3	3	3	3
Willy TOYE (72)	9	72	12	12	12	12	12	12	12	2	2
Tommy GILMARTIN (12)	10	12	26	21	21	21	21	21	21	21	21
Liz SWAN (26)	11	26	21	72	26	26	72	72	72	72	
Jimmy CROW (21)	12	21	72	26	72	72	26	26	26	26	

Chief Timekeeper - Ian Sharp

Orbits 4

Clerk of the Course Sig.

Time

www.amb-it.com

Weather

Track

www.mylaps.com

Times available on smart-timing.co.uk

Licensed to: SMART

SMRC Final Fling


Scottish Classic Sports & Saloons

Knockhill 1.280 Miles

Race 15 - Second Race

21/10/2007 15:00

Race (10 Laps)



<b>2</b>
[72] Willy TOYE
[9]
<b>4</b>
[2] Olly ROSS
[10]
<b>6</b>
[66] Ian LONGFORD
[10]
<b>8</b>
[31] Kenny ALLEN
[10]
<b>10</b>
[5] Matthew GORDON
[10]
<b>12</b>
[4] Stan BERNARD
[10]

<b>1</b>
[26] Liz SWAN
[9]
<b>3</b>
[21] Jimmy CROW
[10]
<b>5</b>
[3] Adam BERNARD
[10]
<b>7</b>
[12] Tommy GILMARTIN
[10]
<b>9</b>
[27] Steven SWAN
[10]
<b>11</b>
[87] Al FLEMING
[10]

1  
2  
3  
4  
5  
6



Scottish Legends Championship

Knockhill 1.280 Miles

Race 6 - Second A Race

21/10/2007 11:40

Race (8 Laps)

Pos	No.	Name	Make/Model	CC	Class	Laps	Total Tm	Diff	Avg. Speed	Best Tm	Lap
1	22	Benjamin MASON	Ford Sedan	1250	L	8	9:33.132	-	64.320	1:09.963	6
2	23	Alistair GAULD	Legend	1200	L	8	9:35.829	+2.697	64.019	1:10.211	8
3	69	Gerard McCOSH	Ford Coupe	1250	L	8	9:36.675	+3.543	63.925	1:09.997	8
4	37	Rory BRYANT	Ford Sedan	1250	LS	8	9:40.476	+7.344	63.506	1:10.411	8
5	90	Mark LEES	Dodge Coupe	1250	L	8	9:40.650	+7.518	63.487	1:09.742	8
6	4	Tony CAIG	37 Chevy	1250	L	8	9:43.051	+9.919	63.226	1:10.708	4
7	44	Andrew DONALD	Ford Sedan	1250	L	8	9:43.174	+10.042	63.213	1:10.449	7
8	68	Carol BROWN	Ford Sedan	1200	L	8	9:44.884	+11.752	63.028	1:10.247	4
9	46	Colin ATKINSON	Legend	1200	L	8	9:52.098	+18.966	62.260	1:11.950	5
10	80	Steve COULL	Legend	1200	L	8	9:52.607	+19.475	62.206	1:11.465	5
11	88	Jason OGG	34 Chevy Coupe	1250	L	8	9:54.981	+21.849	61.958	1:11.414	6
12	70	Andrew DOW	34 Ford Coupe	1200	L	8	9:56.666	+23.534	61.783	1:10.635	7
13	10	Frank OGG	Legend	1250	L	8	9:57.889	+24.757	61.657	1:11.610	5
14	28	Scott HYNDS	Legend	1250	L	8	10:02.396	+29.264	61.196	1:11.843	7
15	25	Chris HYNDS	34 Chevy	1250	L	8	10:05.296	+32.164	60.902	1:12.564	6
16	42	James WILLIS	Chevy	1250	L	8	10:06.345	+33.213	60.797	1:12.252	4
17	27	Murray FORD	Ford Sedan	1250	L	8	10:14.166	+41.034	60.023	1:14.815	5
18	60	Michael HOGG	37 Ford Sedan	1250	LS	8	10:18.639	+45.507	59.589	1:14.604	7
19	99	Sandford IMRIE	Ford Sedan	1250	L	7	10:35.464	1 Lap	50.760	1:13.562	4
Not classified (80% = 7 Laps)											
20	50	Dave NEWSHAM	Ford Coupe	1250	L	6	10:04.415	2 Laps	45.743	1:09.440	3
DNF	6	Ross MARSHALL	Legend	1250	L	7	8:38.224	-	62.243	1:11.640	7
DNS	18	Richard CROZIER	Legend	1250	L	0	-	-	-	-	0

Margin of Victory	Avg. Speed	Best Lap Tm	Best Spd	Best Lap by
+2.697	64.320	1:09.440	66.359	[50] Dave NEWSHAM

Chief Timekeeper - Ian Sharp

Orbits 4

Clerk of the Course Sig. Time

www.amb-it.com

Weather Track

www.mylaps.com

Times available on smart-timing.co.uk

Licensed to: SMART

# SMRC Final Fling

## Scottish Legends Championship

### Race 6 - Second A Race

#### Race (8 Laps)

Knockhill 1.280 Miles

21/10/2007 11:40

Lap	Lap Tm	Diff	Time of Day
<b>(22) Benjamin MASON</b>			
1	<b>1:17.379</b>	+7.416	12:21:27.421
2	<b>1:10.337</b>	+0.374	12:22:37.758
3	<b>1:10.875</b>	+0.912	12:23:48.633
4	<b>1:09.981</b>	+0.018	12:24:58.614
5	<b>1:10.289</b>	+0.326	12:26:08.903
6	<b>1:09.963</b>	-	12:27:18.866
7	<b>1:10.001</b>	+0.038	12:28:28.867
8	<b>1:10.441</b>	+0.478	12:29:39.308
Best Tm: 1:09.963			

Lap	Lap Tm	Diff	Time of Day
<b>(23) Alistair GAULD</b>			
1	<b>1:18.296</b>	+8.085	12:21:25.493
2	<b>1:11.437</b>	+1.226	12:22:36.930
3	<b>1:11.117</b>	+0.906	12:23:48.047
4	<b>1:11.837</b>	+1.626	12:24:59.884
5	<b>1:11.088</b>	+0.877	12:26:10.972
6	<b>1:10.395</b>	+0.184	12:27:21.367
7	<b>1:10.427</b>	+0.216	12:28:31.794
8	<b>1:10.211</b>	-	12:29:42.005
Best Tm: 1:10.211			

Lap	Lap Tm	Diff	Time of Day
<b>(69) Gerard McCOSH</b>			
1	<b>1:18.264</b>	+8.267	12:21:26.121
2	<b>1:11.556</b>	+1.559	12:22:37.677
3	<b>1:11.464</b>	+1.467	12:23:49.141
4	<b>1:10.965</b>	+0.968	12:25:00.106
5	<b>1:11.202</b>	+1.205	12:26:11.308
6	<b>1:10.733</b>	+0.736	12:27:22.041
7	<b>1:10.813</b>	+0.816	12:28:32.854
8	<b>1:09.997</b>	-	12:29:42.851
Best Tm: 1:09.997			

Lap	Lap Tm	Diff	Time of Day
<b>(37) Rory BRYANT</b>			
1	<b>1:18.287</b>	+7.876	12:21:25.572
2	<b>1:11.897</b>	+1.486	12:22:37.469
3	<b>1:11.811</b>	+1.400	12:23:49.280
4	<b>1:10.596</b>	+0.185	12:24:59.876
5	<b>1:13.308</b>	+2.897	12:26:13.184
6	<b>1:12.391</b>	+1.980	12:27:25.575
7	<b>1:10.666</b>	+0.255	12:28:36.241
8	<b>1:10.411</b>	-	12:29:46.652
Best Tm: 1:10.411			

Lap	Lap Tm	Diff	Time of Day
<b>(90) Mark LEES</b>			
1	<b>1:18.388</b>	+8.646	12:21:27.472
2	<b>1:11.620</b>	+1.878	12:22:39.092
3	<b>1:11.846</b>	+2.104	12:23:50.938
4	<b>1:10.694</b>	+0.952	12:25:01.632
5	<b>1:11.935</b>	+2.193	12:26:13.567
6	<b>1:13.016</b>	+3.274	12:27:26.583

Lap	Lap Tm	Diff	Time of Day
7	<b>1:10.501</b>	+0.759	12:28:37.084
8	<b>1:09.742</b>	-	12:29:46.826
Best Tm: 1:09.742			

Lap	Lap Tm	Diff	Time of Day
<b>(4) Tony CAIG</b>			
1	<b>1:17.181</b>	+6.473	12:21:24.918
2	<b>1:10.717</b>	+0.009	12:22:35.635
3	<b>1:14.479</b>	+3.771	12:23:50.114
4	<b>1:10.708</b>	-	12:25:00.822
5	<b>1:12.023</b>	+1.315	12:26:12.845
6	<b>1:11.990</b>	+1.282	12:27:24.835
7	<b>1:13.364</b>	+2.656	12:28:38.199
8	<b>1:11.028</b>	+0.320	12:29:49.227
Best Tm: 1:10.708			

Lap	Lap Tm	Diff	Time of Day
<b>(44) Andrew DONALD</b>			
1	<b>1:17.370</b>	+6.921	12:21:27.055
2	<b>1:11.838</b>	+1.389	12:22:38.893
3	<b>1:12.598</b>	+2.149	12:23:51.491
4	<b>1:11.266</b>	+0.817	12:25:02.757
5	<b>1:10.723</b>	+0.274	12:26:13.480
6	<b>1:13.758</b>	+3.309	12:27:27.238
7	<b>1:10.449</b>	-	12:28:37.687
8	<b>1:11.663</b>	+1.214	12:29:49.350
Best Tm: 1:10.449			

Lap	Lap Tm	Diff	Time of Day
<b>(68) Carol BROWN</b>			
1	<b>1:15.979</b>	+5.732	12:21:25.097
2	<b>1:14.014</b>	+3.767	12:22:39.111
3	<b>1:12.370</b>	+2.123	12:23:51.481
4	<b>1:10.247</b>	-	12:25:01.728
5	<b>1:11.696</b>	+1.449	12:26:13.424
6	<b>1:13.019</b>	+2.772	12:27:26.443
7	<b>1:12.210</b>	+1.963	12:28:38.653
8	<b>1:12.407</b>	+2.160	12:29:51.060
Best Tm: 1:10.247			

Lap	Lap Tm	Diff	Time of Day
<b>(46) Colin ATKINSON</b>			
1	<b>1:18.854</b>	+6.904	12:21:29.027
2	<b>1:12.560</b>	+0.610	12:22:41.587
3	<b>1:12.956</b>	+1.006	12:23:54.543
4	<b>1:12.093</b>	+0.143	12:25:06.636
5	<b>1:11.950</b>	-	12:26:18.586
6	<b>1:12.474</b>	+0.524	12:27:31.060
7	<b>1:13.942</b>	+1.992	12:28:45.002
8	<b>1:13.272</b>	+1.322	12:29:58.274
Best Tm: 1:11.950			

Lap	Lap Tm	Diff	Time of Day
<b>(80) Steve COULL</b>			
1	<b>1:18.433</b>	+6.968	12:21:28.212
2	<b>1:12.305</b>	+0.840	12:22:40.517

Lap	Lap Tm	Diff	Time of Day
3	<b>1:14.546</b>	+3.081	12:23:55.063
4	<b>1:13.036</b>	+1.571	12:25:08.099
5	<b>1:11.465</b>	-	12:26:19.564
6	<b>1:11.999</b>	+0.534	12:27:31.563
7	<b>1:12.357</b>	+0.892	12:28:43.920
8	<b>1:14.863</b>	+3.398	12:29:58.783
Best Tm: 1:11.465			

Lap	Lap Tm	Diff	Time of Day
<b>(88) Jason OGG</b>			
1	<b>1:18.842</b>	+7.428	12:21:29.388
2	<b>1:12.362</b>	+0.948	12:22:41.750
3	<b>1:11.854</b>	+0.440	12:23:53.604
4	<b>1:14.584</b>	+3.170	12:25:08.188
5	<b>1:12.160</b>	+0.746	12:26:20.348
6	<b>1:11.414</b>	-	12:27:31.762
7	<b>1:12.289</b>	+0.875	12:28:44.051
8	<b>1:17.106</b>	+5.692	12:30:01.157
Best Tm: 1:11.414			

Lap	Lap Tm	Diff	Time of Day
<b>(70) Andrew DOW</b>			
1	<b>1:17.836</b>	+7.201	12:21:26.448
2	<b>1:11.915</b>	+1.280	12:22:38.363
3	<b>1:11.107</b>	+0.472	12:23:49.470
4	<b>1:10.838</b>	+0.203	12:25:00.308
5	<b>1:13.015</b>	+2.380	12:26:13.323
6	<b>1:12.538</b>	+1.903	12:27:25.861
7	<b>1:10.635</b>	-	12:28:36.496
8	<b>1:26.346</b>	+15.711	12:30:02.842
Best Tm: 1:10.635			

Lap	Lap Tm	Diff	Time of Day
<b>(10) Frank OGG</b>			
1	<b>1:19.831</b>	+8.221	12:21:31.091
2	<b>1:11.770</b>	+0.160	12:22:42.861
3	<b>1:12.667</b>	+1.057	12:23:55.528
4	<b>1:12.828</b>	+1.218	12:25:08.356
5	<b>1:11.610</b>	-	12:26:19.966
6	<b>1:18.608</b>	+6.998	12:27:38.574
7	<b>1:13.298</b>	+1.688	12:28:51.872
8	<b>1:12.193</b>	+0.583	12:30:04.065
Best Tm: 1:11.610			

Lap	Lap Tm	Diff	Time of Day
<b>(28) Scott HYNDS</b>			
1	<b>1:20.254</b>	+8.411	12:21:33.163
2	<b>1:14.854</b>	+3.011	12:22:48.017
3	<b>1:13.753</b>	+1.910	12:24:01.770
4	<b>1:13.953</b>	+2.110	12:25:15.723
5	<b>1:13.592</b>	+1.749	12:26:29.315
6	<b>1:14.391</b>	+2.548	12:27:43.706
7	<b>1:11.843</b>	-	12:28:55.549
8	<b>1:13.023</b>	+1.180	12:30:08.572
Best Tm: 1:11.843			

Chief Timekeeper - Ian Sharp

Clerk of the Course Sig. Time

Weather Track  
Times available on smart-timing.co.uk

Printed: 22/10/2007 19:11:29

Orbits 4

www.amb-it.com  
www.mylaps.com  
Licensed to: SMART

# SMRC Final Fling

## Scottish Legends Championship

Knockhill 1.280 Miles

### Race 6 - Second A Race

21/10/2007 11:40

### Race (8 Laps)

Lap	Lap Tm	Diff	Time of Day
<b>(25) Chris HYNDS</b>			
1	1:21.011	+8.447	12:21:32.992
2	1:14.921	+2.357	12:22:47.913
3	1:13.731	+1.167	12:24:01.644
4	1:15.897	+3.333	12:25:17.541
5	1:13.462	+0.898	12:26:31.003
6	1:12.564	-	12:27:43.567
7	1:14.609	+2.045	12:28:58.176
8	1:13.296	+0.732	12:30:11.472
Best Tm: 1:12.564			

<b>(42) James WILLIS</b>			
1	1:21.774	+9.522	12:21:34.809
2	1:15.861	+3.609	12:22:50.670
3	1:14.703	+2.451	12:24:05.373
4	1:12.252	-	12:25:17.625
5	1:15.011	+2.759	12:26:32.636
6	1:12.306	+0.054	12:27:44.942
7	1:12.495	+0.243	12:28:57.437
8	1:15.084	+2.832	12:30:12.521
Best Tm: 1:12.252			

<b>(27) Murray FORD</b>			
1	1:19.847	+5.032	12:21:31.274
2	1:18.468	+3.653	12:22:49.742
3	1:15.686	+0.871	12:24:05.428
4	1:14.859	+0.044	12:25:20.287
5	1:14.815	-	12:26:35.102
6	1:14.896	+0.081	12:27:49.998
7	1:15.317	+0.502	12:29:05.315
8	1:15.027	+0.212	12:30:20.342
Best Tm: 1:14.815			

<b>(60) Michael HOGG</b>			
1	1:21.883	+7.279	12:21:32.696
2	1:19.546	+4.942	12:22:52.242
3	1:15.332	+0.728	12:24:07.574
4	1:15.394	+0.790	12:25:22.968
5	1:16.630	+2.026	12:26:39.598
6	1:15.106	+0.502	12:27:54.704
7	1:14.604	-	12:29:09.308
8	1:15.507	+0.903	12:30:24.815
Best Tm: 1:14.604			

<b>(99) Sandford IMRIE</b>			
1	1:21.342	+7.780	12:21:33.919
2	1:26.627	+13.065	12:23:00.546
3	2:21.988	+1:08.426	12:25:22.534
4	1:13.562	-	12:26:36.096
5	1:13.778	+0.216	12:27:49.874
6	1:18.890	+5.328	12:29:08.764
7	1:32.876	+19.314	12:30:41.640

Lap	Lap Tm	Diff	Time of Day
<b>Best Tm: 1:13.562</b>			
<b>(50) Dave NEWSHAM</b>			
1	4:10.464	+3:01.024	12:24:18.944
2	1:10.105	+0.665	12:25:29.049
3	1:09.440	-	12:26:38.489
4	1:09.786	+0.346	12:27:48.275
5	1:09.742	+0.302	12:28:58.017
6	1:12.574	+3.134	12:30:10.591
Best Tm: 1:09.440			

<b>(6) Ross MARSHALL</b>			
1	1:19.576	+7.936	12:21:31.739
2	1:12.088	+0.448	12:22:43.827
3	1:12.048	+0.408	12:23:55.875
4	1:12.655	+1.015	12:25:08.530
5	1:12.342	+0.702	12:26:20.872
6	1:11.888	+0.248	12:27:32.760
7	1:11.640	-	12:28:44.400
Best Tm: 1:11.640			

<b>(18) Richard CROZIER</b>			
Best Tm: -:-:-			

Lap	Lap Tm	Diff	Time of Day
-----	--------	------	-------------

Chief Timekeeper - Ian Sharp

Clerk of the Course Sig.

Weather

Times available on smart-timing.co.uk

Printed: 22/10/2007 19:11:29

Time

Track

Orbits 4

www.amb-it.com

www.mylaps.com

Licensed to: SMART

Scottish Legends Championship

Knockhill 1.280 Miles

Race 6 - Second A Race

21/10/2007 11:40

Race (8 Laps)

Competitors	Laps									
	0	1	2	3	4	5	6	7	8	
Alistair GAULD (23)	1	23	4	4	23	22	22	22	22	22
Rory BRYANT (37)	2	37	68	23	22	37	23	23	23	23
Tony CAIG (4)	3	4	23	37	69	23	69	69	69	69
Gerard McCOSH (69)	4	69	37	69	37	69	4	4	37	37
Dave NEWSHAM (50)	5	50	69	22	70	70	37	37	70	90
Andrew DOW (70)	6	70	70	70	4	4	70	70	90	4
Mark LEES (90)	7	90	44	44	90	90	68	68	44	44
Carol BROWN (68)	8	68	22	90	68	68	44	90	4	68
Andrew DONALD (44)	9	44	90	68	44	44	90	44	68	46
Steve COULL (80)	10	80	80	80	88	46	46	46	80	80
Benjamin MASON (22)	11	22	46	46	46	80	80	80	88	88
Colin ATKINSON (46)	12	46	88	88	80	88	10	88	6	70
Jason OGG (88)	13	88	10	10	10	10	88	6	46	10
Michael HOGG (60)	14	60	27	6	6	6	6	10	10	28
Frank OGG (10)	15	10	6	25	25	28	28	25	28	25
Murray FORD (27)	16	27	60	28	28	25	25	28	42	42
Chris HYNDS (25)	17	25	25	27	42	42	42	42	25	27
Ross MARSHALL (6)	18	6	28	42	27	27	27	27	27	60
Sandford IMRIE (99)	19	99	99	60	60	60	60	60	60	
Scott HYNDS (28)	20	28	42	99	99	99	99	99	99	
James WILLIS (42)	21	42	50	50	50	50	50	50		
-	22									

Scottish Sports &amp; Saloon Championship

Knockhill 1.280 Miles

Race 7 - First Race

21/10/2007 12:00

Race (10 Laps)

Pos	No.	Name	Make/Model	CC	Class	Laps	Total Tm	Diff	Avg. Speed	Best Tm	Lap
1	26	Andrew GALLACHER	Ford Focus	2000	SSA	10	9:48.167	-	78.345	57.275	8
2	71	Robert PRITCHARD	Caterham	2000	SSA	10	9:54.412	+6.245	77.522	58.603	8
3	77	Stewart WHYTE	Seat Leon	2000T	SSA	10	10:00.554	+12.387	76.729	59.208	7
4	78	David HEADEN	Caterham R400	2296	SSA	10	10:06.447	+18.280	75.984	59.032	7
5	7	Charlie SHAW	Ford Focus	2000T	SSA	10	10:06.495	+18.328	75.977	59.634	3
6	70	Sasha BRUNTON	Ford Escort Cosworth	2000	SSA	10	10:09.185	+21.018	75.642	59.553	9
7	9	Glynn GEDDIE	Caterham CSR	2300	SB	10	10:09.974	+21.807	75.544	58.395	9
8	99	Warren DUNBAR	Caterham CSR	2300	SSA	10	10:10.828	+22.661	75.439	58.596	10
9	54	Andrew MORRISON	Seat Cupra	1998	SSB	10	10:16.830	+28.663	74.704	59.613	9
10	30	Ian SINCLAIR	Westfield	1998	SSD	9	9:57.709	1 Lap	69.385	1:04.660	5
11	33	Cameron PURDIE	Westfield	1900	SSD	9	9:57.848	+0.139	69.369	1:01.526	7
12	17	Phil DRYBURGH	Lotus 340R	1800	SSC	9	9:57.892	+0.183	69.364	1:04.400	8
13	25	Andrew MacKENZIE	Caterham	1600	SSE	9	10:05.264	+7.555	68.519	1:05.280	6

Not classified (80% = 8 Laps)

DNF	16	Colin SIMPSON	Marcos Mantis	4600	SSA	6	6:25.053	-	71.803	58.175	4
DNF	21	Peter TADDEI	Ford Fiesta	2100	SSB	2	2:13.117	-	69.232	1:02.755	2
DNS	40	Derek HASTINGS	Ford Escort Cosworth	2000T	SSB	0	-	-	-	-	0

Margin of Victory	Avg. Speed	Best Lap Tm	Best Spd	Best Lap by
+6.245	78.345	57.275	80.454	[26] Andrew GALLACHER

Chief Timekeeper - Ian Sharp

Orbits 4

Clerk of the Course Sig. Time

www.amb-it.com

Weather Track

www.mylaps.com

Times available on smart-timing.co.uk

Licensed to: SMART

# SMRC Final Fling

## Scottish Sports & Saloon Championship

Knockhill 1.280 Miles

### Race 7 - First Race

21/10/2007 12:00

### Race (10 Laps)

Lap	Lap Tm	Diff	Time of Day
<b>(26) Andrew GALLACHER</b>			
1	-:--		12:43:46.810
2	<b>57.649</b>	+0.374	12:44:44.459
3	<b>58.184</b>	+0.909	12:45:42.643
4	<b>58.229</b>	+0.954	12:46:40.872
5	<b>57.627</b>	+0.352	12:47:38.499
6	<b>58.072</b>	+0.797	12:48:36.571
7	<b>59.066</b>	+1.791	12:49:35.637
8	<b>57.275</b>	-	12:50:32.912
9	<b>58.753</b>	+1.478	12:51:31.665
10	<b>1:01.318</b>	+4.043	12:52:32.983
<b>Best Tm: 57.275</b>			

Lap	Lap Tm	Diff	Time of Day
<b>(71) Robert PRITCHARD</b>			
1	-:--		12:43:47.329
2	<b>58.673</b>	+0.070	12:44:46.002
3	<b>58.871</b>	+0.268	12:45:44.873
4	<b>59.133</b>	+0.530	12:46:44.006
5	<b>59.515</b>	+0.912	12:47:43.521
6	<b>58.959</b>	+0.356	12:48:42.480
7	<b>59.093</b>	+0.490	12:49:41.573
8	<b>58.603</b>	-	12:50:40.176
9	<b>58.696</b>	+0.093	12:51:38.872
10	<b>1:00.356</b>	+1.753	12:52:39.228
<b>Best Tm: 58.603</b>			

Lap	Lap Tm	Diff	Time of Day
<b>(77) Stewart WHYTE</b>			
1	-:--		12:43:49.102
2	<b>59.624</b>	+0.416	12:44:48.726
3	<b>59.295</b>	+0.087	12:45:48.021
4	<b>59.577</b>	+0.369	12:46:47.598
5	<b>59.524</b>	+0.316	12:47:47.122
6	<b>59.659</b>	+0.451	12:48:46.781
7	<b>59.208</b>	-	12:49:45.989
8	<b>59.304</b>	+0.096	12:50:45.293
9	<b>59.710</b>	+0.502	12:51:45.003
10	<b>1:00.367</b>	+1.159	12:52:45.370
<b>Best Tm: 59.208</b>			

Lap	Lap Tm	Diff	Time of Day
<b>(78) David HEADEN</b>			
1	-:--		12:43:50.000
2	<b>1:00.796</b>	+1.764	12:44:50.796
3	<b>1:00.301</b>	+1.269	12:45:51.097
4	<b>59.802</b>	+0.770	12:46:50.899
5	<b>59.686</b>	+0.654	12:47:50.585
6	<b>1:00.249</b>	+1.217	12:48:50.834
7	<b>59.032</b>	-	12:49:49.866
8	<b>1:00.164</b>	+1.132	12:50:50.030
9	<b>1:00.631</b>	+1.599	12:51:50.661
10	<b>1:00.602</b>	+1.570	12:52:51.263
<b>Best Tm: 59.032</b>			

Lap	Lap Tm	Diff	Time of Day
<b>(7) Charlie SHAW</b>			
1	-:--		12:43:50.719
2	<b>59.912</b>	+0.278	12:44:50.631
3	<b>59.634</b>	-	12:45:50.265
4	<b>59.671</b>	+0.037	12:46:49.936
5	<b>59.833</b>	+0.199	12:47:49.769
6	<b>59.790</b>	+0.156	12:48:49.559
7	<b>59.642</b>	+0.008	12:49:49.201
8	<b>59.817</b>	+0.183	12:50:49.018
9	<b>1:01.226</b>	+1.592	12:51:50.244
10	<b>1:01.067</b>	+1.433	12:52:51.311
<b>Best Tm: 59.634</b>			

Lap	Lap Tm	Diff	Time of Day
<b>(70) Sasha BRUNTON</b>			
1	-:--		12:43:53.698
2	<b>59.657</b>	+0.104	12:44:53.355
3	<b>1:00.614</b>	+1.061	12:45:53.969
4	<b>1:00.319</b>	+0.766	12:46:54.288
5	<b>1:00.695</b>	+1.142	12:47:54.983
6	<b>59.893</b>	+0.340	12:48:54.876
7	<b>59.740</b>	+0.187	12:49:54.616
8	<b>1:00.131</b>	+0.578	12:50:54.747
9	<b>59.553</b>	-	12:51:54.300
10	<b>59.701</b>	+0.148	12:52:54.001
<b>Best Tm: 59.553</b>			

Lap	Lap Tm	Diff	Time of Day
<b>(9) Glynn GEDDIE</b>			
1	-:--		12:43:55.929
2	<b>1:01.143</b>	+2.748	12:44:57.072
3	<b>1:00.603</b>	+2.208	12:45:57.675
4	<b>1:01.192</b>	+2.797	12:46:58.867
5	<b>59.873</b>	+1.478	12:47:58.740
6	<b>59.949</b>	+1.554	12:48:58.689
7	<b>59.306</b>	+0.911	12:49:57.995
8	<b>59.552</b>	+1.157	12:50:57.547
9	<b>58.395</b>	-	12:51:55.942
10	<b>58.848</b>	+0.453	12:52:54.790
<b>Best Tm: 58.395</b>			

Lap	Lap Tm	Diff	Time of Day
<b>(99) Warren DUNBAR</b>			
1	-:--		12:43:52.207
2	<b>1:02.746</b>	+4.150	12:44:54.953
3	<b>1:02.269</b>	+3.673	12:45:57.222
4	<b>1:02.098</b>	+3.502	12:46:59.320
5	<b>1:00.280</b>	+1.684	12:47:59.600
6	<b>59.712</b>	+1.116	12:48:59.312
7	<b>59.664</b>	+1.068	12:49:58.976
8	<b>58.861</b>	+0.265	12:50:57.837
9	<b>59.211</b>	+0.615	12:51:57.048
10	<b>58.596</b>	-	12:52:55.644
<b>Best Tm: 58.596</b>			

**(54) Andrew MORRISON**

Lap	Lap Tm	Diff	Time of Day
<b>(30) Ian SINCLAIR</b>			
1	-:--		12:43:56.127
2	<b>1:02.365</b>	+2.752	12:44:58.492
3	<b>1:02.141</b>	+2.528	12:46:00.633
4	<b>1:00.415</b>	+0.802	12:47:01.048
5	<b>1:00.426</b>	+0.813	12:48:01.474
6	<b>1:00.149</b>	+0.536	12:49:01.623
7	<b>59.991</b>	+0.378	12:50:01.614
8	<b>1:00.076</b>	+0.463	12:51:01.690
9	<b>59.613</b>	-	12:52:01.303
10	<b>1:00.343</b>	+0.730	12:53:01.646
<b>Best Tm: 59.613</b>			

Lap	Lap Tm	Diff	Time of Day
<b>(33) Cameron PURDIE</b>			
1	-:--		12:43:57.781
2	<b>1:05.503</b>	+0.843	12:45:03.284
3	<b>1:05.533</b>	+0.873	12:46:08.817
4	<b>1:05.006</b>	+0.346	12:47:13.823
5	<b>1:04.660</b>	-	12:48:18.483
6	<b>1:04.692</b>	+0.032	12:49:23.175
7	<b>1:05.180</b>	+0.520	12:50:28.355
8	<b>1:07.992</b>	+3.332	12:51:36.347
9	<b>1:06.178</b>	+1.518	12:52:42.525
<b>Best Tm: 1:04.660</b>			

Lap	Lap Tm	Diff	Time of Day
<b>(17) Phil DRYBURGH</b>			
1	-:--		12:44:16.079
2	<b>1:04.215</b>	+2.689	12:45:20.294
3	<b>1:03.084</b>	+1.558	12:46:23.378
4	<b>1:03.630</b>	+2.104	12:47:27.008
5	<b>1:02.457</b>	+0.931	12:48:29.465
6	<b>1:02.041</b>	+0.515	12:49:31.506
7	<b>1:01.526</b>	-	12:50:33.032
8	<b>1:04.598</b>	+3.072	12:51:37.630
9	<b>1:05.034</b>	+3.508	12:52:42.664
<b>Best Tm: 1:01.526</b>			

Lap	Lap Tm	Diff	Time of Day
<b>(25) Andrew MacKENZIE</b>			
1	-:--		12:43:59.088
2	<b>1:06.592</b>	+2.192	12:45:05.680
3	<b>1:06.170</b>	+1.770	12:46:11.850
4	<b>1:05.114</b>	+0.714	12:47:16.964
5	<b>1:05.619</b>	+1.219	12:48:22.583
6	<b>1:04.886</b>	+0.486	12:49:27.469
7	<b>1:04.442</b>	+0.042	12:50:31.911
8	<b>1:04.400</b>	-	12:51:36.311
9	<b>1:06.397</b>	+1.997	12:52:42.708
<b>Best Tm: 1:04.400</b>			

Lap	Lap Tm	Diff	Time of Day
<b>(54) Andrew MORRISON</b>			
1	-:--		12:43:59.938
2	<b>1:06.850</b>	+1.570	12:45:06.788
3	<b>1:06.569</b>	+1.289	12:46:13.357

Chief Timekeeper - Ian Sharp

Clerk of the Course Sig.

Weather

Times available on smart-timing.co.uk

Printed: 22/10/2007 19:17:05

Time

Track

Orbits 4

www.amb-it.com

www.mylaps.com

Licensed to: SMART

SMRC Final Fling

Scottish Sports & Saloon Championship

Knockhill 1.280 Miles

Race 7 - First Race

21/10/2007 12:00

Race (10 Laps)

Lap	Lap Tm	Diff	Time of Day
4	1:06.286	+1.006	12:47:19.643
5	1:06.270	+0.990	12:48:25.913
6	1:05.280	-	12:49:31.193
7	1:06.384	+1.104	12:50:37.577
8	1:06.390	+1.110	12:51:43.967
9	1:06.113	+0.833	12:52:50.080

Best Tm: 1:05.280

(16) Colin SIMPSON

1	---		12:43:55.125
2	58.755	+0.580	12:44:53.880
3	59.158	+0.983	12:45:53.038
4	58.175	-	12:46:51.213
5	1:13.733	+15.558	12:48:04.946
6	1:04.923	+6.748	12:49:09.869

Best Tm: 58.175

(21) Peter TADDEI

1	---		12:43:55.178
2	1:02.755	-	12:44:57.933

Best Tm: 1:02.755

(40) Derek HASTINGS

Best Tm: ---

Lap Lap Tm Diff Time of Day

Lap Lap Tm Diff Time of Day

Chief Timekeeper - Ian Sharp

Orbits 4

Clerk of the Course Sig.

Time

www.amb-it.com

Weather

Track

www.mylaps.com

Times available on smart-timing.co.uk

Licensed to: SMART

Scottish Sports & Saloon Championship

Knockhill 1.280 Miles

Race 7 - First Race

21/10/2007 12:00

Race (10 Laps)

Competitors	Laps									
	1	2	3	4	5	6	7	8	9	10
Andrew GALLACHER (26)	1	26	26	26	26	26	26	26	26	26
Robert PRITCHARD (71)	2	71	71	71	71	71	71	71	71	71
Stewart WHYTE (77)	3	77	77	77	77	77	77	77	77	77
David HEADEN (78)	4	78	7	7	7	7	7	7	7	78
Charlie SHAW (7)	5	7	78	78	78	78	78	78	78	7
Warren DUNBAR (99)	6	99	70	16	16	70	70	70	70	70
Sasha BRUNTON (70)	7	70	16	70	70	9	9	9	9	9
Colin SIMPSON (16)	8	16	99	99	9	99	99	99	99	99
Peter TADDEI (21)	9	21	9	9	99	54	54	54	54	54
Glynn GEDDIE (9)	10	9	21	54	54	16	16	30	17	30
Andrew MORRISON (54)	11	54	54	30	30	30	30	17	30	33
Ian SINCLAIR (30)	12	30	30	17	17	17	17	33	33	17
Phil DRYBURGH (17)	13	17	17	25	25	25	25	25	25	25
Andrew MacKENZIE (25)	14	25	25	33	33	33	33			
Cameron PURDIE (33)	15	33	33							
-	16									

Chief Timekeeper - Ian Sharp

Orbits 4

Clerk of the Course Sig.

Time

www.amb-it.com

Weather

Track

www.mylaps.com

Times available on smart-timing.co.uk

Licensed to: SMART



SMRC Final Fling


Scottish Sports & Saloon Championship

Knockhill 1.280 Miles

Race 15 - Second Race

21/10/2007 15:20

Race (10 Laps)



<b>2</b>
[71] Robert PRITCHARD
[10]
<b>4</b>
[78] David HEADEN
[10]
<b>6</b>
[70] Sasha BRUNTON
[10]
<b>8</b>
[99] Warren DUNBAR
[10]
<b>10</b>
[30] Ian SINCLAIR
[9]
<b>12</b>
[17] Phil DRYBURGH
[9]
<b>14</b>
[16] Colin SIMPSON
[6]
<b>16</b>
[40] Derek HASTINGS
[0]

<b>1</b>
[26] Andrew GALLACHER
[10]
<b>3</b>
[77] Stewart WHYTE
[10]
<b>5</b>
[7] Charlie SHAW
[10]
<b>7</b>
[9] Glynn GEDDIE
[10]
<b>9</b>
[54] Andrew MORRISON
[10]
<b>11</b>
[33] Cameron PURDIE
[9]
<b>13</b>
[25] Andrew MacKENZIE
[9]
<b>15</b>
[21] Peter TADDEI
[2]

1  
2  
3  
4  
5  
6  
7  
8

Chief Timekeeper - Ian Sharp

Orbits 4

Clerk of the Course Sig.

Time

www.amb-it.com

Weather Track

www.mylaps.com

Times available on smart-timing.co.uk

Licensed to: SMART

SMRC Final Fling

Sorted on Laps

Formula Phoenix

Knockhill 1.280 Miles

Race 8

21/10/2007 12:20

Race (10 Laps)

Pos	No.	Name	Make/Model	CC	Class (	Laps	Total Tm	Diff	Avg. Speed	Best Tm	Lap
1	91	David ROBERTSON	Van Diemen	1600		10	10:22.419	-	74.034	1:00.558	9
2	19	Andrew MacGREGOR	Van Diemen	1600		10	10:25.551	+3.132	73.663	1:00.973	8
3	46	Martin PIERACCINI	Van Diemen	1600		10	10:31.604	+9.185	72.957	1:00.180	10
4	17	Colin MURCHIE	Van Diemen	1600		10	11:00.558	+38.139	69.759	1:03.944	4
5	61	Barry SMITH	Lotus 61M	1600		10	11:02.098	+39.679	69.597	1:04.428	6
6	76	Vernon WILLIAMSON	Ausper	1098		9	10:58.450	1 Lap	62.984	1:09.743	9
7	65	Stephen COOPER	Cooper T59	1098		9	10:58.650	+0.200	62.965	1:09.447	2
8	77	Malcolm WISHART	Van Diemen RF82	1600		9	11:02.360	+3.910	62.612	1:11.054	8
9	81	Steve FUTTER	Lotus 20	1098		9	11:13.581	+15.131	61.569	1:11.817	9
10	8	Alan BIGGAR	Cooper T59	1098		8	10:29.891	2 Laps	58.524	1:16.593	7

Margin of Victory	Avg. Speed	Best Lap Tm	Best Spd	Best Lap by
+3.132	74.034	1:00.180	76.570	[46] Martin PIERACCINI

Chief Timekeeper - Ian Sharp

Orbits 4

Clerk of the Course Sig. Time

www.amb-it.com

Weather Track

www.mylaps.com

Times available on smart-timing.co.uk

Licensed to: SMART

# SMRC Final Fling

Formula Phoenix

Knockhill 1.280 Miles

Race 8

21/10/2007 12:20

Race (10 Laps)

Lap	Lap Tm	Diff	Time of Day
<b>(91) David ROBERTSON</b>			
1	-:--		13:06:15.970
2	<b>1:02.223</b>	+1.665	13:07:18.193
3	<b>1:01.928</b>	+1.370	13:08:20.121
4	<b>1:01.293</b>	+0.735	13:09:21.414
5	<b>1:01.690</b>	+1.132	13:10:23.104
6	<b>1:01.633</b>	+1.075	13:11:24.737
7	<b>1:02.017</b>	+1.459	13:12:26.754
8	<b>1:01.251</b>	+0.693	13:13:28.005
9	<b>1:00.558</b>	-	13:14:28.563
10	<b>1:03.313</b>	+2.755	13:15:31.876
Best Tm: 1:00.558			

Lap	Lap Tm	Diff	Time of Day
<b>(19) Andrew MacGREGOR</b>			
1	-:--		13:06:16.501
2	<b>1:02.686</b>	+1.713	13:07:19.187
3	<b>1:01.906</b>	+0.933	13:08:21.093
4	<b>1:02.442</b>	+1.469	13:09:23.535
5	<b>1:02.924</b>	+1.951	13:10:26.459
6	<b>1:02.233</b>	+1.260	13:11:28.692
7	<b>1:02.845</b>	+1.872	13:12:31.537
8	<b>1:00.973</b>	-	13:13:32.510
9	<b>1:01.439</b>	+0.466	13:14:33.949
10	<b>1:01.059</b>	+0.086	13:15:35.008
Best Tm: 1:00.973			

Lap	Lap Tm	Diff	Time of Day
<b>(46) Martin PIERACCINI</b>			
1	-:--		13:06:21.104
2	<b>1:04.114</b>	+3.934	13:07:25.218
3	<b>1:02.721</b>	+2.541	13:08:27.939
4	<b>1:02.270</b>	+2.090	13:09:30.209
5	<b>1:01.586</b>	+1.406	13:10:31.795
6	<b>1:02.538</b>	+2.358	13:11:34.333
7	<b>1:02.319</b>	+2.139	13:12:36.652
8	<b>1:03.797</b>	+3.617	13:13:40.449
9	<b>1:00.432</b>	+0.252	13:14:40.881
10	<b>1:00.180</b>	-	13:15:41.061
Best Tm: 1:00.180			

Lap	Lap Tm	Diff	Time of Day
<b>(17) Colin MURCHIE</b>			
1	-:--		13:06:24.193
2	<b>1:06.136</b>	+2.192	13:07:30.329
3	<b>1:05.153</b>	+1.209	13:08:35.482
4	<b>1:03.944</b>	-	13:09:39.426
5	<b>1:06.775</b>	+2.831	13:10:46.201
6	<b>1:04.483</b>	+0.539	13:11:50.684
7	<b>1:04.234</b>	+0.290	13:12:54.918
8	<b>1:04.072</b>	+0.128	13:13:58.990
9	<b>1:06.788</b>	+2.844	13:15:05.778
10	<b>1:04.237</b>	+0.293	13:16:10.015
Best Tm: 1:03.944			

Lap	Lap Tm	Diff	Time of Day
<b>(61) Barry SMITH</b>			
1	-:--		13:06:21.205
2	<b>1:06.558</b>	+2.130	13:07:27.763
3	<b>1:05.542</b>	+1.114	13:08:33.305
4	<b>1:05.754</b>	+1.326	13:09:39.059
5	<b>1:05.738</b>	+1.310	13:10:44.797
6	<b>1:04.428</b>	-	13:11:49.225
7	<b>1:05.784</b>	+1.356	13:12:55.009
8	<b>1:04.698</b>	+0.270	13:13:59.707
9	<b>1:06.606</b>	+2.178	13:15:06.313
10	<b>1:05.242</b>	+0.814	13:16:11.555
Best Tm: 1:04.428			

Lap	Lap Tm	Diff	Time of Day
<b>(76) Vernon WILLIAMSON</b>			
1	-:--		13:06:29.010
2	<b>1:11.634</b>	+1.891	13:07:40.644
3	<b>1:14.408</b>	+4.665	13:08:55.052
4	<b>1:12.674</b>	+2.931	13:10:07.726
5	<b>1:11.347</b>	+1.604	13:11:19.073
6	<b>1:12.991</b>	+3.248	13:12:32.064
7	<b>1:13.586</b>	+3.843	13:13:45.650
8	<b>1:12.514</b>	+2.771	13:14:58.164
9	<b>1:09.743</b>	-	13:16:07.907
Best Tm: 1:09.743			

Lap	Lap Tm	Diff	Time of Day
<b>(65) Stephen COOPER</b>			
1	-:--		13:06:31.792
2	<b>1:09.447</b>	-	13:07:41.239
3	<b>1:14.151</b>	+4.704	13:08:55.390
4	<b>1:12.424</b>	+2.977	13:10:07.814
5	<b>1:11.361</b>	+1.914	13:11:19.175
6	<b>1:12.364</b>	+2.917	13:12:31.539
7	<b>1:14.287</b>	+4.840	13:13:45.826
8	<b>1:12.150</b>	+2.703	13:14:57.976
9	<b>1:10.131</b>	+0.684	13:16:08.107
Best Tm: 1:09.447			

Lap	Lap Tm	Diff	Time of Day
<b>(77) Malcolm WISHART</b>			
1	-:--		13:06:27.772
2	<b>1:12.450</b>	+1.396	13:07:40.222
3	<b>1:19.149</b>	+8.095	13:08:59.371
4	<b>1:12.873</b>	+1.819	13:10:12.244
5	<b>1:12.889</b>	+1.835	13:11:25.133
6	<b>1:12.832</b>	+1.778	13:12:37.965
7	<b>1:11.192</b>	+0.138	13:13:49.157
8	<b>1:11.054</b>	-	13:15:00.211
9	<b>1:11.606</b>	+0.552	13:16:11.817
Best Tm: 1:11.054			

Lap	Lap Tm	Diff	Time of Day
<b>(81) Steve FUTTER</b>			
1	-:--		13:06:31.511
2	<b>1:13.990</b>	+2.173	13:07:45.501

Lap	Lap Tm	Diff	Time of Day
3	<b>1:15.734</b>	+3.917	13:09:01.235
4	<b>1:13.335</b>	+1.518	13:10:14.570
5	<b>1:14.406</b>	+2.589	13:11:28.976
6	<b>1:14.005</b>	+2.188	13:12:42.981
7	<b>1:13.536</b>	+1.719	13:13:56.517
8	<b>1:14.704</b>	+2.887	13:15:11.221
9	<b>1:11.817</b>	-	13:16:23.038
Best Tm: 1:11.817			

Lap	Lap Tm	Diff	Time of Day
<b>(8) Alan BIGGAR</b>			
1	-:--		13:06:34.095
2	<b>1:16.937</b>	+0.344	13:07:51.032
3	<b>1:18.122</b>	+1.529	13:09:09.154
4	<b>1:19.531</b>	+2.938	13:10:28.685
5	<b>1:18.578</b>	+1.985	13:11:47.263
6	<b>1:18.028</b>	+1.435	13:13:05.291
7	<b>1:16.593</b>	-	13:14:21.884
8	<b>1:17.464</b>	+0.871	13:15:39.348
Best Tm: 1:16.593			

Chief Timekeeper - Ian Sharp

Orbits 4

Clerk of the Course Sig.

Time

www.amb-it.com

Weather

Track

www.mylaps.com

Times available on smart-timing.co.uk

Licensed to: SMART

Formula Phoenix

Knockhill 1.280 Miles

Race 8

21/10/2007 12:20

Race (10 Laps)

Competitors	Laps										
	1	2	3	4	5	6	7	8	9	10	
David ROBERTSON (91)	1	91	91	91	91	91	91	91	91	91	91
Andrew MacGREGOR (19)	2	19	19	19	19	19	19	19	19	19	19
Martin PIERACCINI (46)	3	46	46	46	46	46	46	46	46	46	46
Barry SMITH (61)	4	61	61	61	61	61	17	17	17	17	17
Colin MURCHIE (17)	5	17	17	17	17	17	61	61	61	61	61
Malcolm WISHART (77)	6	77	77	76	76	76	65	76	65	76	76
Vernon WILLIAMSON (76)	7	76	76	65	65	65	76	65	76	65	65
Steve FUTTER (81)	8	81	65	77	77	77	77	77	77	77	77
Stephen COOPER (65)	9	65	81	81	81	81	81	81	81	81	81
Alan BIGGAR (8)	10	8	8	8	8	8	8	8	8	8	8

Chief Timekeeper - Ian Sharp

Orbits 4

Clerk of the Course Sig.

Time

[www.amb-it.com](http://www.amb-it.com)

Weather Track

[www.mylaps.com](http://www.mylaps.com)

Times available on [smart-timing.co.uk](http://smart-timing.co.uk)

Licensed to: SMART

SMRC Final Fling

Sorted on Laps

Scottish Legends Championship

Knockhill 1.280 Miles

Race 9 - A Final

21/10/2007 12:40

Race (10 Laps)

Pos	No.	Name	Make/Model	CC	Class	Laps	Total Tm	Diff	Avg. Speed	Best Tm	Lap
1	50	Dave NEWSHAM	Ford Coupe	1250	L	10	10:38.693	-	72.147	1:02.285	8
2	70	Andrew DOW	34 Ford Coupe	1200	L	10	10:45.902	+7.209	71.342	1:02.968	10
3	22	Benjamin MASON	Ford Sedan	1250	L	10	10:48.511	+9.818	71.055	1:01.537	8
4	37	Rory BRYANT	Ford Sedan	1250	LS	10	10:52.125	+13.432	70.661	1:03.314	8
5	44	Andrew DONALD	Ford Sedan	1250	L	10	11:02.038	+23.345	69.603	1:03.955	10
6	68	Carol BROWN	Ford Sedan	1200	L	10	11:02.120	+23.427	69.595	1:03.819	6
7	23	Alistair GAULD	Legend	1200	L	10	11:04.051	+25.358	69.392	1:03.231	10
8	46	Colin ATKINSON	Legend	1200	L	10	11:04.652	+25.959	69.329	1:03.903	7
9	69	Gerard McCOSH	Ford Coupe	1250	L	10	11:05.887	+27.194	69.201	1:02.646	9
10	4	Tony CAIG	37 Chevy	1250	L	10	11:06.283	+27.590	69.160	1:03.753	9
11	80	Steve COULL	Legend	1200	L	10	11:06.756	+28.063	69.111	1:03.371	7
12	90	Mark LEES	Dodge Coupe	1250	L	10	11:07.097	+28.404	69.075	1:03.832	9
13	88	Jason OGG	34 Chevy Coupe	1250	L	10	11:09.923	+31.230	68.784	1:04.069	7
14	42	James WILLIS	Chevy	1250	L	10	11:31.411	+52.718	66.646	1:04.267	9
15	18	Richard CROZIER	Legend	1250	L	10	11:32.563	+53.870	66.535	1:05.708	8
16	10	Frank OGG	Legend	1250	L	10	11:33.561	+54.868	66.440	1:05.187	9
17	28	Scott HYNDS	Legend	1250	L	10	11:33.771	+55.078	66.420	1:04.148	10
18	25	Chris HYNDS	34 Chevy	1250	L	10	11:37.623	+58.930	66.053	1:06.036	10
19	99	Sandford IMRIE	Ford Sedan	1250	L	10	11:37.972	+59.279	66.020	1:06.047	10
20	27	Murray FORD	Ford Sedan	1250	L	10	11:41.074	+1:02.381	65.728	1:05.570	5
21	60	Michael HOGG	37 Ford Sedan	1250	LS	9	10:41.979	1 Lap	64.600	1:06.705	9

Not classified (80% = 8 Laps)

DNF	6	Ross MARSHALL	Legend	1250	L	1	1:31.344	-	50.446	1:25.860	1
-----	---	---------------	--------	------	---	---	----------	---	--------	----------	---

Margin of Victory	Avg. Speed	Best Lap Tm	Best Spd	Best Lap by
+7.209	72.147	1:01.537	74.882	[22] Benjamin MASON

Chief Timekeeper - Ian Sharp

Orbits 4

Clerk of the Course Sig. Time

www.amb-it.com

Weather Track

www.mylaps.com

Times available on smart-timing.co.uk

Licensed to: SMART

# SMRC Final Fling

## Scottish Legends Championship

Knockhill 1.280 Miles

### Race 9 - A Final

21/10/2007 12:40

### Race (10 Laps)

Lap	Lap Tm	Diff	Time of Day
<b>(50) Dave NEWSHAM</b>			
1	<b>1:09.182</b>	+6.897	13:24:13.076
2	<b>1:03.160</b>	+0.875	13:25:16.236
3	<b>1:03.065</b>	+0.780	13:26:19.301
4	<b>1:03.045</b>	+0.760	13:27:22.346
5	<b>1:03.795</b>	+1.510	13:28:26.141
6	<b>1:02.811</b>	+0.526	13:29:28.952
7	<b>1:02.368</b>	+0.083	13:30:31.320
8	<b>1:02.285</b>	-	13:31:33.605
9	<b>1:02.768</b>	+0.483	13:32:36.373
10	<b>1:03.902</b>	+1.617	13:33:40.275
Best Tm: 1:02.285			

Lap	Lap Tm	Diff	Time of Day
<b>(70) Andrew DOW</b>			
1	<b>1:11.245</b>	+8.277	13:24:15.217
2	<b>1:04.709</b>	+1.741	13:25:19.926
3	<b>1:04.162</b>	+1.194	13:26:24.088
4	<b>1:03.568</b>	+0.600	13:27:27.656
5	<b>1:03.815</b>	+0.847	13:28:31.471
6	<b>1:03.738</b>	+0.770	13:29:35.209
7	<b>1:03.029</b>	+0.061	13:30:38.238
8	<b>1:03.216</b>	+0.248	13:31:41.454
9	<b>1:03.062</b>	+0.094	13:32:44.516
10	<b>1:02.968</b>	-	13:33:47.484
Best Tm: 1:02.968			

Lap	Lap Tm	Diff	Time of Day
<b>(22) Benjamin MASON</b>			
1	<b>1:14.515</b>	+12.978	13:24:20.682
2	<b>1:06.196</b>	+4.659	13:25:26.878
3	<b>1:05.075</b>	+3.538	13:26:31.953
4	<b>1:04.506</b>	+2.969	13:27:36.459
5	<b>1:03.543</b>	+2.006	13:28:40.002
6	<b>1:02.384</b>	+0.847	13:29:42.386
7	<b>1:02.258</b>	+0.721	13:30:44.644
8	<b>1:01.537</b>	-	13:31:46.181
9	<b>1:01.741</b>	+0.204	13:32:47.922
10	<b>1:02.171</b>	+0.634	13:33:50.093
Best Tm: 1:01.537			

Lap	Lap Tm	Diff	Time of Day
<b>(37) Rory BRYANT</b>			
1	<b>1:12.319</b>	+9.005	13:24:17.593
2	<b>1:04.836</b>	+1.522	13:25:22.429
3	<b>1:04.106</b>	+0.792	13:26:26.535
4	<b>1:03.629</b>	+0.315	13:27:30.164
5	<b>1:03.904</b>	+0.590	13:28:34.068
6	<b>1:03.826</b>	+0.512	13:29:37.894
7	<b>1:03.739</b>	+0.425	13:30:41.633
8	<b>1:03.314</b>	-	13:31:44.947
9	<b>1:04.931</b>	+1.617	13:32:49.878
10	<b>1:03.829</b>	+0.515	13:33:53.707
Best Tm: 1:03.314			

Lap	Lap Tm	Diff	Time of Day
<b>(44) Andrew DONALD</b>			
1	<b>1:14.758</b>	+10.803	13:24:20.095
2	<b>1:06.288</b>	+2.333	13:25:26.383
3	<b>1:04.152</b>	+0.197	13:26:30.535
4	<b>1:05.601</b>	+1.646	13:27:36.136
5	<b>1:05.379</b>	+1.424	13:28:41.515
6	<b>1:04.583</b>	+0.628	13:29:46.098
7	<b>1:04.495</b>	+0.540	13:30:50.593
8	<b>1:05.074</b>	+1.119	13:31:55.667
9	<b>1:03.998</b>	+0.043	13:32:59.665
10	<b>1:03.955</b>	-	13:34:03.620
Best Tm: 1:03.955			

Lap	Lap Tm	Diff	Time of Day
<b>(68) Carol BROWN</b>			
1	<b>1:14.332</b>	+10.513	13:24:20.177
2	<b>1:06.843</b>	+3.024	13:25:27.020
3	<b>1:04.105</b>	+0.286	13:26:31.125
4	<b>1:05.117</b>	+1.298	13:27:36.242
5	<b>1:04.770</b>	+0.951	13:28:41.012
6	<b>1:03.819</b>	-	13:29:44.831
7	<b>1:04.690</b>	+0.871	13:30:49.521
8	<b>1:04.096</b>	+0.277	13:31:53.617
9	<b>1:05.031</b>	+1.212	13:32:58.648
10	<b>1:05.054</b>	+1.235	13:34:03.702
Best Tm: 1:03.819			

Lap	Lap Tm	Diff	Time of Day
<b>(23) Alistair GAULD</b>			
1	<b>1:15.974</b>	+12.743	13:24:22.239
2	<b>1:07.989</b>	+4.758	13:25:30.228
3	<b>1:05.232</b>	+2.001	13:26:35.460
4	<b>1:03.986</b>	+0.755	13:27:39.446
5	<b>1:04.438</b>	+1.207	13:28:43.884
6	<b>1:04.132</b>	+0.901	13:29:48.016
7	<b>1:04.024</b>	+0.793	13:30:52.040
8	<b>1:06.654</b>	+3.423	13:31:58.694
9	<b>1:03.708</b>	+0.477	13:33:02.402
10	<b>1:03.231</b>	-	13:34:05.633
Best Tm: 1:03.231			

Lap	Lap Tm	Diff	Time of Day
<b>(46) Colin ATKINSON</b>			
1	<b>1:11.379</b>	+7.476	13:24:15.778
2	<b>1:08.638</b>	+4.735	13:25:24.416
3	<b>1:05.112</b>	+1.209	13:26:29.528
4	<b>1:05.461</b>	+1.558	13:27:34.989
5	<b>1:06.189</b>	+2.286	13:28:41.178
6	<b>1:05.716</b>	+1.813	13:29:46.894
7	<b>1:03.903</b>	-	13:30:50.797
8	<b>1:06.841</b>	+2.938	13:31:57.638
9	<b>1:03.926</b>	+0.023	13:33:01.564
10	<b>1:04.670</b>	+0.767	13:34:06.234
Best Tm: 1:03.903			

Lap	Lap Tm	Diff	Time of Day
<b>(69) Gerard McCOSH</b>			

Lap	Lap Tm	Diff	Time of Day
<b>(4) Tony CAIG</b>			
1	<b>1:16.541</b>	+13.895	13:24:22.362
2	<b>1:07.798</b>	+5.152	13:25:30.160
3	<b>1:03.972</b>	+1.326	13:26:34.132
4	<b>1:04.075</b>	+1.429	13:27:38.207
5	<b>1:03.562</b>	+0.916	13:28:41.769
6	<b>1:10.406</b>	+7.760	13:29:52.175
7	<b>1:02.988</b>	+0.342	13:30:55.163
8	<b>1:05.217</b>	+2.571	13:32:00.380
9	<b>1:02.646</b>	-	13:33:03.026
10	<b>1:04.443</b>	+1.797	13:34:07.469
Best Tm: 1:02.646			

Lap	Lap Tm	Diff	Time of Day
<b>(80) Steve COULL</b>			
1	<b>1:11.711</b>	+7.958	13:24:16.437
2	<b>1:10.625</b>	+6.872	13:25:27.062
3	<b>1:06.259</b>	+2.506	13:26:33.321
4	<b>1:05.716</b>	+1.963	13:27:39.037
5	<b>1:05.332</b>	+1.579	13:28:44.369
6	<b>1:05.035</b>	+1.282	13:29:49.404
7	<b>1:05.431</b>	+1.678	13:30:54.835
8	<b>1:05.396</b>	+1.643	13:32:00.231
9	<b>1:03.753</b>	-	13:33:03.984
10	<b>1:03.881</b>	+0.128	13:34:07.865
Best Tm: 1:03.753			

Lap	Lap Tm	Diff	Time of Day
<b>(90) Mark LEES</b>			
1	<b>1:20.691</b>	+17.320	13:24:23.900
2	<b>1:08.039</b>	+4.668	13:25:31.939
3	<b>1:05.121</b>	+1.750	13:26:37.060
4	<b>1:03.956</b>	+0.585	13:27:41.016
5	<b>1:03.928</b>	+0.557	13:28:44.944
6	<b>1:04.540</b>	+1.169	13:29:49.484
7	<b>1:03.371</b>	-	13:30:52.855
8	<b>1:05.007</b>	+1.636	13:31:57.862
9	<b>1:04.466</b>	+1.095	13:33:02.328
10	<b>1:06.010</b>	+2.639	13:34:08.338
Best Tm: 1:03.371			

Lap	Lap Tm	Diff	Time of Day
<b>(88) Jason OGG</b>			
1	<b>1:13.010</b>	+9.178	13:24:17.407
2	<b>1:06.738</b>	+2.906	13:25:24.145
3	<b>1:05.191</b>	+1.359	13:26:29.336
4	<b>1:07.368</b>	+3.536	13:27:36.704
5	<b>1:06.730</b>	+2.898	13:28:43.434
6	<b>1:04.304</b>	+0.472	13:29:47.738
7	<b>1:04.164</b>	+0.332	13:30:51.902
8	<b>1:05.651</b>	+1.819	13:31:57.553
9	<b>1:03.832</b>	-	13:33:01.385
10	<b>1:07.294</b>	+3.462	13:34:08.679
Best Tm: 1:03.832			

Chief Timekeeper - Ian Sharp

Clerk of the Course Sig.

Weather

Times available on smart-timing.co.uk

Printed: 22/10/2007 19:12:17

Time

Track

Orbits 4

www.amb-it.com

www.mylaps.com

Licensed to: SMART

# SMRC Final Fling

## Scottish Legends Championship

Knockhill 1.280 Miles

### Race 9 - A Final

21/10/2007 12:40

### Race (10 Laps)

Lap	Lap Tm	Diff	Time of Day
1	1:17.143	+13.074	13:24:22.004
2	1:06.255	+2.186	13:25:28.259
3	1:05.798	+1.729	13:26:34.057
4	1:06.808	+2.739	13:27:40.865
5	1:05.006	+0.937	13:28:45.871
6	1:04.971	+0.902	13:29:50.842
7	1:04.069	-	13:30:54.911
8	1:06.476	+2.407	13:32:01.387
9	1:05.021	+0.952	13:33:06.408
10	1:05.097	+1.028	13:34:11.505

Best Tm: 1:04.069

#### (42) James WILLIS

1	1:17.534	+13.267	13:24:25.655
2	1:12.137	+7.870	13:25:37.792
3	1:12.395	+8.128	13:26:50.187
4	1:07.254	+2.987	13:27:57.441
5	1:07.280	+3.013	13:29:04.721
6	1:06.912	+2.645	13:30:11.633
7	1:06.805	+2.538	13:31:18.438
8	1:05.452	+1.185	13:32:23.890
9	1:04.267	-	13:33:28.157
10	1:04.836	+0.569	13:34:32.993

Best Tm: 1:04.267

#### (18) Richard CROZIER

1	1:16.912	+11.204	13:24:24.581
2	1:08.888	+3.180	13:25:33.469
3	1:06.948	+1.240	13:26:40.417
4	1:06.921	+1.213	13:27:47.338
5	1:09.428	+3.720	13:28:56.766
6	1:08.678	+2.970	13:30:05.444
7	1:06.588	+0.880	13:31:12.032
8	1:05.708	-	13:32:17.740
9	1:09.629	+3.921	13:33:27.369
10	1:06.776	+1.068	13:34:34.145

Best Tm: 1:05.708

#### (10) Frank OGG

1	1:17.594	+12.407	13:24:26.643
2	1:11.118	+5.931	13:25:37.761
3	1:11.894	+6.707	13:26:49.655
4	1:07.977	+2.790	13:27:57.632
5	1:06.650	+1.463	13:29:04.282
6	1:07.051	+1.864	13:30:11.333
7	1:06.199	+1.012	13:31:17.532
8	1:06.705	+1.518	13:32:24.237
9	1:05.187	-	13:33:29.424
10	1:05.719	+0.532	13:34:35.143

Best Tm: 1:05.187

#### (28) Scott HYNDS

1	1:16.956	+12.808	13:24:26.113
---	----------	---------	--------------

Lap	Lap Tm	Diff	Time of Day
2	1:10.870	+6.722	13:25:36.983
3	1:10.265	+6.117	13:26:47.248
4	1:05.860	+1.712	13:27:53.108
5	1:06.212	+2.064	13:28:59.320
6	1:05.790	+1.642	13:30:05.110
7	1:06.514	+2.366	13:31:11.624
8	1:05.610	+1.462	13:32:17.234
9	1:13.971	+9.823	13:33:31.205
10	1:04.148	-	13:34:35.353

Best Tm: 1:04.148

#### (25) Chris HYNDS

1	1:15.842	+9.806	13:24:24.152
2	1:13.257	+7.221	13:25:37.409
3	1:10.906	+4.870	13:26:48.315
4	1:10.293	+4.257	13:27:58.608
5	1:06.520	+0.484	13:29:05.128
6	1:08.418	+2.382	13:30:13.546
7	1:06.305	+0.269	13:31:19.851
8	1:07.056	+1.020	13:32:26.907
9	1:06.262	+0.226	13:33:33.169
10	1:06.036	-	13:34:39.205

Best Tm: 1:06.036

#### (99) Sandford IMRIE

1	1:20.243	+14.196	13:24:27.229
2	1:11.907	+5.860	13:25:39.136
3	1:11.798	+5.751	13:26:50.934
4	1:07.798	+1.751	13:27:58.732
5	1:07.978	+1.931	13:29:06.710
6	1:07.186	+1.139	13:30:13.896
7	1:06.866	+0.819	13:31:20.762
8	1:06.687	+0.640	13:32:27.449
9	1:06.058	+0.011	13:33:33.507
10	1:06.047	-	13:34:39.554

Best Tm: 1:06.047

#### (27) Murray FORD

1	1:17.685	+12.115	13:24:25.185
2	1:10.676	+5.106	13:25:35.861
3	1:08.204	+2.634	13:26:44.065
4	1:07.918	+2.348	13:27:51.983
5	1:05.570	-	13:28:57.553
6	1:17.579	+12.009	13:30:15.132
7	1:05.996	+0.426	13:31:21.128
8	1:08.623	+3.053	13:32:29.751
9	1:06.251	+0.681	13:33:36.002
10	1:06.654	+1.084	13:34:42.656

Best Tm: 1:05.570

#### (60) Michael HOGG

1	1:20.177	+13.472	13:24:23.268
2	1:13.429	+6.724	13:25:36.697

Lap	Lap Tm	Diff	Time of Day
3	1:13.977	+7.272	13:26:50.674
4	1:11.239	+4.534	13:28:01.913
5	1:09.341	+2.636	13:29:11.254
6	1:09.353	+2.648	13:30:20.607
7	1:07.970	+1.265	13:31:28.577
8	1:08.279	+1.574	13:32:36.856
9	1:06.705	-	13:33:43.561

Best Tm: 1:06.705

#### (6) Ross MARSHALL

1	1:25.860	-	13:24:32.926
---	----------	---	--------------

Best Tm: 1:25.860

Chief Timekeeper - Ian Sharp

Clerk of the Course Sig.

Weather

Track

Times available on smart-timing.co.uk

Printed: 22/10/2007 19:12:17

Time

Orbits 4

www.amb-it.com

www.mylaps.com

Licensed to: SMART

Scottish Legends Championship

Knockhill 1.280 Miles

Race 9 - A Final

21/10/2007 12:40

Race (10 Laps)

Competitors	Laps										
	0	1	2	3	4	5	6	7	8	9	10
Michael HOGG (60)	1	60	50	50	50	50	50	50	50	50	50
Steve COULL (80)	2	80	70	70	70	70	70	70	70	70	70
Dave NEWSHAM (50)	3	50	46	37	37	37	37	37	37	22	22
Andrew DOW (70)	4	70	4	90	90	46	22	22	22	22	37
Mark LEES (90)	5	90	90	46	46	44	68	68	68	68	44
Colin ATKINSON (46)	6	46	37	44	44	68	46	44	44	44	68
Tony CAIG (4)	7	4	44	22	68	22	44	46	46	90	23
Jason OGG (88)	8	88	68	68	22	90	69	90	90	46	46
Rory BRYANT (37)	9	37	22	4	4	69	90	23	23	80	69
Andrew DONALD (44)	10	44	88	88	88	4	23	4	80	23	4
Gerard McCOSH (69)	11	69	23	69	69	23	4	80	4	4	69
Carol BROWN (68)	12	68	69	23	23	88	80	88	88	69	4
Benjamin MASON (22)	13	22	60	80	80	80	88	69	69	88	88
Alistair GAULD (23)	14	23	80	18	18	18	18	28	28	28	18
Sandford IMRIE (99)	15	99	25	27	27	27	27	18	18	18	42
Ross MARSHALL (6)	16	6	18	60	28	28	28	10	10	42	10
Murray FORD (27)	17	27	27	28	25	42	10	42	42	10	28
Richard CROZIER (18)	18	18	42	25	10	10	42	25	25	25	25
James WILLIS (42)	19	42	28	10	42	25	25	99	99	99	99
Chris HYNDS (25)	20	25	10	42	60	99	99	27	27	27	27
Frank OGG (10)	21	10	99	99	99	60	60	60	60	60	60
Scott HYNDS (28)	22	28	6								



## SMRC Final Fling

Sorted on Laps

Scottish XR2 Championship

Knockhill 1.280 Miles

Race 10- Second Race

21/10/2007 13:20

Race (10 Laps)

Pos	No.	Name	Make/Model	CC	Class	Laps	Total Tm	Diff	Avg. Speed	Best Tm	Lap
1	27	Graham WHITEHILL	Ford Fiesta XR2	1600	XRCN	10	10:45.082	-	71.433	1:03.502	5
2	10	Charlie COPE	Ford Fiesta XR2	1600	XRC	10	10:45.317	+0.235	71.407	1:03.324	7
3	2	Andrew WINCHESTER	Ford Fiesta XR2	1600	XRC	10	10:45.746	+0.664	71.359	1:03.594	7
4	1	Scott FRASER	Ford Fiesta XR2	1600	XRC	10	10:55.236	+10.154	70.326	1:04.268	6
5	3	Peter CRUICKSHANK	Ford Fiesta XR2	1600	XRC	10	10:57.576	+12.494	70.076	1:04.366	6
6	99	Scott MORRISON	Ford Fiesta XR2	1600	XRCN	10	10:58.908	+13.826	69.934	1:04.528	7
7	76	Willie DAVIDSON	Ford Fiesta XR2	1600	XRCN	10	11:00.402	+15.320	69.776	1:04.734	9
8	69	Gary MEIKLE	Ford Fiesta XR2	1600	XRC	10	11:00.810	+15.728	69.733	1:04.640	8
9	6	Alistair FRASER	Ford Fiesta XR2	1600	XRCN	10	11:01.823	+16.741	69.626	1:04.533	10
10	82	Geraint JONES	Ford Fiesta XR2	1600	XRCN	10	11:03.417	+18.335	69.459	1:05.088	10
11	9	Derek McDOUGALL	Ford Fiesat XR2	1600	XRC	10	11:04.819	+19.737	69.312	1:04.168	7
12	25	Barry HOLMES	Ford Fiesta XR2	1600	XRCN	10	11:05.999	+20.917	69.189	1:04.414	9
13	39	Stuart WILSON	Ford Fiesta XR2	1600	XRCN	10	11:08.219	+23.137	68.959	1:04.793	9
14	18	Charlie THORNTON	Ford Fiesta XR2	1600	XRC	10	11:11.646	+26.564	68.608	1:05.497	8
15	4	Stewart SCOTT	Ford Fiesta XR2	1600	XRC	10	11:12.136	+27.054	68.558	1:05.208	10
16	23	Ian MUNRO	Ford Fiesta XR2	1600	XRCN	10	11:12.801	+27.719	68.490	1:04.670	10
17	15	John TURNER	Ford Fiesta XR2	1600	XRCN	10	11:14.643	+29.561	68.303	1:05.773	6
18	19	Ian MAUGHAN	Ford Fiesta XR2	1600	XRCN	10	11:31.357	+46.275	66.651	1:07.057	10
19	74	Stewart ELKIN	Ford Fiesta XR2	1600	XRC	10	11:32.671	+47.589	66.525	1:07.414	7
20	68	Mike STRONG	Ford Fiesta XR2	1600	XRC	10	11:44.833	+59.751	65.377	1:08.102	9
21	85	Blair MURDOCH	Ford Fiesta XR2	1600	VRCN	10	11:47.718	+1:02.636	65.111	1:07.939	8
22	42	Alex SHAW	Ford Fiesta XR2	1600	XRC	10	11:49.716	+1:04.634	64.927	1:07.346	10

Not classified

DNS	14	Iain FRASER	Ford Fiesta XR2	1600	XRCN	0	-:--	-	-	-:--	0
-----	----	-------------	-----------------	------	------	---	------	---	---	------	---

## Announcements

New Track Record (1:03.502) for SMRC Ford Fiesta (N) by Graham WHITEHILL.

New Track Record (1:03.324) for SMRC Ford Fiesta by Charlie COPE.

Margin of Victory	Avg. Speed	Best Lap Tm	Best Spd	Best Lap by
+0.235	71.433	1:03.324	72.769	[10] Charlie COPE

Chief Timekeeper - Ian Sharp

Orbits 4

Clerk of the Course Sig. Time

www.amb-it.com

Weather Track

www.mylaps.com

Times available on smart-timing.co.uk

Licensed to: SMART

# SMRC Final Fling

## Scottish XR2 Championship

## Knockhill 1.280 Miles

### Race 10- Second Race

21/10/2007 13:20

### Race (10 Laps)

Lap	Lap Tm	Diff	Time of Day
<b>(27) Graham WHITEHILL</b>			
1	----		14:21:15.194
2	<b>1:05.095</b>	+1.593	14:22:20.289
3	<b>1:03.861</b>	+0.359	14:23:24.150
4	<b>1:03.952</b>	+0.450	14:24:28.102
5	<b>1:03.502</b>	-	14:25:31.604
6	<b>1:04.027</b>	+0.525	14:26:35.631
7	<b>1:03.852</b>	+0.350	14:27:39.483
8	<b>1:04.349</b>	+0.847	14:28:43.832
9	<b>1:04.059</b>	+0.557	14:29:47.891
10	<b>1:04.252</b>	+0.750	14:30:52.143
<b>Best Tm: 1:03.502</b>			

Lap	Lap Tm	Diff	Time of Day
<b>(10) Charlie COPE</b>			
1	----		14:21:16.010
2	<b>1:04.987</b>	+1.663	14:22:20.997
3	<b>1:03.559</b>	+0.235	14:23:24.556
4	<b>1:03.828</b>	+0.504	14:24:28.384
5	<b>1:03.873</b>	+0.549	14:25:32.257
6	<b>1:04.354</b>	+1.030	14:26:36.611
7	<b>1:03.324</b>	-	14:27:39.935
8	<b>1:04.148</b>	+0.824	14:28:44.083
9	<b>1:04.009</b>	+0.685	14:29:48.092
10	<b>1:04.286</b>	+0.962	14:30:52.378
<b>Best Tm: 1:03.324</b>			

Lap	Lap Tm	Diff	Time of Day
<b>(2) Andrew WINCHESTER</b>			
1	----		14:21:16.301
2	<b>1:05.065</b>	+1.471	14:22:21.366
3	<b>1:03.917</b>	+0.323	14:23:25.283
4	<b>1:03.612</b>	+0.018	14:24:28.895
5	<b>1:04.208</b>	+0.614	14:25:33.103
6	<b>1:04.170</b>	+0.576	14:26:37.273
7	<b>1:03.594</b>	-	14:27:40.867
8	<b>1:03.958</b>	+0.364	14:28:44.825
9	<b>1:03.882</b>	+0.288	14:29:48.707
10	<b>1:04.100</b>	+0.506	14:30:52.807
<b>Best Tm: 1:03.594</b>			

Lap	Lap Tm	Diff	Time of Day
<b>(1) Scott FRASER</b>			
1	----		14:21:18.038
2	<b>1:05.843</b>	+1.575	14:22:23.881
3	<b>1:04.885</b>	+0.617	14:23:28.766
4	<b>1:05.283</b>	+1.015	14:24:34.049
5	<b>1:04.589</b>	+0.321	14:25:38.638
6	<b>1:04.268</b>	-	14:26:42.906
7	<b>1:04.524</b>	+0.256	14:27:47.430
8	<b>1:04.479</b>	+0.211	14:28:51.909
9	<b>1:04.642</b>	+0.374	14:29:56.551
10	<b>1:05.746</b>	+1.478	14:31:02.297
<b>Best Tm: 1:04.268</b>			

Lap	Lap Tm	Diff	Time of Day
<b>(3) Peter CRUICKSHANK</b>			
1	----		14:21:18.910
2	<b>1:05.759</b>	+1.393	14:22:24.669
3	<b>1:06.130</b>	+1.764	14:23:30.799
4	<b>1:05.204</b>	+0.838	14:24:36.003
5	<b>1:05.131</b>	+0.765	14:25:41.134
6	<b>1:04.366</b>	-	14:26:45.500
7	<b>1:04.486</b>	+0.120	14:27:49.986
8	<b>1:04.398</b>	+0.032	14:28:54.384
9	<b>1:04.730</b>	+0.364	14:29:59.114
10	<b>1:05.523</b>	+1.157	14:31:04.637
<b>Best Tm: 1:04.366</b>			

Lap	Lap Tm	Diff	Time of Day
<b>(99) Scott MORRISON</b>			
1	----		14:21:17.441
2	<b>1:06.738</b>	+2.210	14:22:24.179
3	<b>1:06.217</b>	+1.689	14:23:30.396
4	<b>1:05.399</b>	+0.871	14:24:35.795
5	<b>1:05.261</b>	+0.733	14:25:41.056
6	<b>1:05.981</b>	+1.453	14:26:47.037
7	<b>1:04.528</b>	-	14:27:51.565
8	<b>1:04.618</b>	+0.090	14:28:56.183
9	<b>1:04.622</b>	+0.094	14:30:00.805
10	<b>1:05.164</b>	+0.636	14:31:05.969
<b>Best Tm: 1:04.528</b>			

Lap	Lap Tm	Diff	Time of Day
<b>(76) Willie DAVIDSON</b>			
1	----		14:21:19.806
2	<b>1:05.722</b>	+0.988	14:22:25.528
3	<b>1:05.852</b>	+1.118	14:23:31.380
4	<b>1:05.444</b>	+0.710	14:24:36.824
5	<b>1:05.189</b>	+0.455	14:25:42.013
6	<b>1:05.361</b>	+0.627	14:26:47.374
7	<b>1:05.073</b>	+0.339	14:27:52.447
8	<b>1:05.092</b>	+0.358	14:28:57.539
9	<b>1:04.734</b>	-	14:30:02.273
10	<b>1:05.190</b>	+0.456	14:31:07.463
<b>Best Tm: 1:04.734</b>			

Lap	Lap Tm	Diff	Time of Day
<b>(69) Gary MEIKLE</b>			
1	----		14:21:18.494
2	<b>1:05.994</b>	+1.354	14:22:24.488
3	<b>1:06.395</b>	+1.755	14:23:30.883
4	<b>1:05.831</b>	+1.191	14:24:36.714
5	<b>1:04.785</b>	+0.145	14:25:41.499
6	<b>1:06.079</b>	+1.439	14:26:47.578
7	<b>1:05.577</b>	+0.937	14:27:53.155
8	<b>1:04.640</b>	-	14:28:57.795
9	<b>1:04.734</b>	+0.094	14:30:02.529
10	<b>1:05.342</b>	+0.702	14:31:07.871
<b>Best Tm: 1:04.640</b>			

**(6) Alistair FRASER**

Lap	Lap Tm	Diff	Time of Day
<b>(82) Geraint JONES</b>			
1	----		14:21:22.984
2	<b>1:05.579</b>	+1.046	14:22:28.563
3	<b>1:05.712</b>	+1.179	14:23:34.275
4	<b>1:05.540</b>	+1.007	14:24:39.815
5	<b>1:05.301</b>	+0.768	14:25:45.116
6	<b>1:04.728</b>	+0.195	14:26:49.844
7	<b>1:04.711</b>	+0.178	14:27:54.555
8	<b>1:04.891</b>	+0.358	14:28:59.446
9	<b>1:04.905</b>	+0.372	14:30:04.351
10	<b>1:04.533</b>	-	14:31:08.884
<b>Best Tm: 1:04.533</b>			

Lap	Lap Tm	Diff	Time of Day
<b>(9) Derek McDUGALL</b>			
1	----		14:21:20.690
2	<b>1:06.296</b>	+1.208	14:22:26.986
3	<b>1:05.357</b>	+0.269	14:23:32.343
4	<b>1:05.364</b>	+0.276	14:24:37.707
5	<b>1:05.188</b>	+0.100	14:25:42.895
6	<b>1:05.657</b>	+0.569	14:26:48.552
7	<b>1:05.191</b>	+0.103	14:27:53.743
8	<b>1:05.824</b>	+0.736	14:28:59.567
9	<b>1:05.823</b>	+0.735	14:30:05.390
10	<b>1:05.088</b>	-	14:31:10.478
<b>Best Tm: 1:05.088</b>			

Lap	Lap Tm	Diff	Time of Day
<b>(25) Barry HOLMES</b>			
1	----		14:21:24.393
2	<b>1:07.545</b>	+3.377	14:22:31.938
3	<b>1:06.001</b>	+1.833	14:23:37.939
4	<b>1:06.197</b>	+2.029	14:24:44.136
5	<b>1:05.235</b>	+1.067	14:25:49.371
6	<b>1:05.109</b>	+0.941	14:26:54.480
7	<b>1:04.168</b>	-	14:27:58.648
8	<b>1:04.618</b>	+0.450	14:29:03.266
9	<b>1:04.309</b>	+0.141	14:30:07.575
10	<b>1:04.305</b>	+0.137	14:31:11.880
<b>Best Tm: 1:04.168</b>			

Lap	Lap Tm	Diff	Time of Day
<b>(39) Stuart WILSON</b>			
1	----		14:21:23.252
2	<b>1:06.485</b>	+2.071	14:22:29.737
3	<b>1:06.432</b>	+2.018	14:23:36.169
4	<b>1:06.101</b>	+1.687	14:24:42.270
5	<b>1:05.318</b>	+0.904	14:25:47.588
6	<b>1:05.252</b>	+0.838	14:26:52.840
7	<b>1:05.176</b>	+0.762	14:27:58.016
8	<b>1:05.839</b>	+1.425	14:29:03.855
9	<b>1:04.414</b>	-	14:30:08.269
10	<b>1:04.791</b>	+0.377	14:31:13.060
<b>Best Tm: 1:04.414</b>			

Chief Timekeeper - Ian Sharp

Clerk of the Course Sig.

Weather

Times available on smart-timing.co.uk

Printed: 22/10/2007 19:22:28

Time

Track

Orbits 4

www.amb-it.com

www.mylaps.com

Licensed to: SMART

# SMRC Final Fling

## Scottish XR2 Championship

Knockhill 1.280 Miles

### Race 10- Second Race

21/10/2007 13:20

### Race (10 Laps)

Lap	Lap Tm	Diff	Time of Day
1	-:--		14:21:24.134
2	<b>1:07.960</b>	+3.167	14:22:32.094
3	<b>1:06.763</b>	+1.970	14:23:38.857
4	<b>1:05.600</b>	+0.807	14:24:44.457
5	<b>1:05.904</b>	+1.111	14:25:50.361
6	<b>1:05.191</b>	+0.398	14:26:55.552
7	<b>1:04.896</b>	+0.103	14:28:00.448
8	<b>1:05.094</b>	+0.301	14:29:05.542
9	<b>1:04.793</b>	-	14:30:10.335
10	<b>1:04.945</b>	+0.152	14:31:15.280

Best Tm: 1:04.793

#### (18) Charlie THORNTON

1	-:--		14:21:22.768
2	<b>1:06.778</b>	+1.281	14:22:29.546
3	<b>1:06.413</b>	+0.916	14:23:35.959
4	<b>1:06.040</b>	+0.543	14:24:41.999
5	<b>1:05.573</b>	+0.076	14:25:47.572
6	<b>1:07.830</b>	+2.333	14:26:55.402
7	<b>1:06.109</b>	+0.612	14:28:01.511
8	<b>1:05.497</b>	-	14:29:07.008
9	<b>1:05.604</b>	+0.107	14:30:12.612
10	<b>1:06.095</b>	+0.598	14:31:18.707

Best Tm: 1:05.497

#### (4) Stewart SCOTT

1	-:--		14:21:25.279
2	<b>1:07.098</b>	+1.890	14:22:32.377
3	<b>1:07.387</b>	+2.179	14:23:39.764
4	<b>1:05.944</b>	+0.736	14:24:45.708
5	<b>1:05.838</b>	+0.630	14:25:51.546
6	<b>1:06.053</b>	+0.845	14:26:57.599
7	<b>1:05.328</b>	+0.120	14:28:02.927
8	<b>1:05.735</b>	+0.527	14:29:08.662
9	<b>1:05.327</b>	+0.119	14:30:13.989
10	<b>1:05.208</b>	-	14:31:19.197

Best Tm: 1:05.208

#### (23) Ian MUNRO

1	-:--		14:21:28.028
2	<b>1:08.068</b>	+3.398	14:22:36.096
3	<b>1:07.039</b>	+2.369	14:23:43.135
4	<b>1:06.203</b>	+1.533	14:24:49.338
5	<b>1:05.560</b>	+0.890	14:25:54.898
6	<b>1:05.171</b>	+0.501	14:27:00.069
7	<b>1:04.846</b>	+0.176	14:28:04.915
8	<b>1:04.872</b>	+0.202	14:29:09.787
9	<b>1:05.405</b>	+0.735	14:30:15.192
10	<b>1:04.670</b>	-	14:31:19.862

Best Tm: 1:04.670

#### (15) John TURNER

1	-:--		14:21:23.817
---	------	--	--------------

2	<b>1:07.078</b>	+1.305	14:22:30.895
3	<b>1:06.444</b>	+0.671	14:23:37.339
4	<b>1:06.718</b>	+0.945	14:24:44.057
5	<b>1:06.837</b>	+1.064	14:25:50.894
6	<b>1:05.773</b>	-	14:26:56.667
7	<b>1:05.863</b>	+0.090	14:28:02.530
8	<b>1:06.385</b>	+0.612	14:29:08.915
9	<b>1:06.637</b>	+0.864	14:30:15.552
10	<b>1:06.152</b>	+0.379	14:31:21.704

Best Tm: 1:05.773

#### (19) Ian MAUGHAN

1	-:--		14:21:26.673
2	<b>1:08.106</b>	+1.049	14:22:34.779
3	<b>1:08.692</b>	+1.635	14:23:43.471
4	<b>1:09.868</b>	+2.811	14:24:53.339
5	<b>1:07.527</b>	+0.470	14:26:00.866
6	<b>1:07.942</b>	+0.885	14:27:08.808
7	<b>1:07.244</b>	+0.187	14:28:16.052
8	<b>1:07.947</b>	+0.890	14:29:23.999
9	<b>1:07.362</b>	+0.305	14:30:31.361
10	<b>1:07.057</b>	-	14:31:38.418

Best Tm: 1:07.057

#### (74) Stewart ELKIN

1	-:--		14:21:27.337
2	<b>1:09.439</b>	+2.025	14:22:36.776
3	<b>1:08.421</b>	+1.007	14:23:45.197
4	<b>1:08.644</b>	+1.230	14:24:53.841
5	<b>1:07.976</b>	+0.562	14:26:01.817
6	<b>1:07.784</b>	+0.370	14:27:09.601
7	<b>1:07.414</b>	-	14:28:17.015
8	<b>1:07.458</b>	+0.044	14:29:24.473
9	<b>1:07.712</b>	+0.298	14:30:32.185
10	<b>1:07.547</b>	+0.133	14:31:39.732

Best Tm: 1:07.414

#### (68) Mike STRONG

1	-:--		14:21:31.439
2	<b>1:12.618</b>	+4.516	14:22:44.057
3	<b>1:08.529</b>	+0.427	14:23:52.586
4	<b>1:08.689</b>	+0.587	14:25:01.275
5	<b>1:08.337</b>	+0.235	14:26:09.612
6	<b>1:08.313</b>	+0.211	14:27:17.925
7	<b>1:08.957</b>	+0.855	14:28:26.882
8	<b>1:08.346</b>	+0.244	14:29:35.228
9	<b>1:08.102</b>	-	14:30:43.330
10	<b>1:08.564</b>	+0.462	14:31:51.894

Best Tm: 1:08.102

#### (85) Blair MURDOCH

1	-:--		14:21:31.912
2	<b>1:12.450</b>	+4.511	14:22:44.362

3	<b>1:09.666</b>	+1.727	14:23:54.028
4	<b>1:08.943</b>	+1.004	14:25:02.971
5	<b>1:08.563</b>	+0.624	14:26:11.534
6	<b>1:10.216</b>	+2.277	14:27:21.750
7	<b>1:08.882</b>	+0.943	14:28:30.632
8	<b>1:07.939</b>	-	14:29:38.571
9	<b>1:08.265</b>	+0.326	14:30:46.836
10	<b>1:07.943</b>	+0.004	14:31:54.779

Best Tm: 1:07.939

#### (42) Alex SHAW

1	-:--		14:21:30.986
2	<b>1:13.669</b>	+6.323	14:22:44.655
3	<b>1:10.665</b>	+3.319	14:23:55.320
4	<b>1:10.239</b>	+2.893	14:25:05.559
5	<b>1:09.751</b>	+2.405	14:26:15.310
6	<b>1:08.950</b>	+1.604	14:27:24.260
7	<b>1:08.625</b>	+1.279	14:28:32.885
8	<b>1:08.482</b>	+1.136	14:29:41.367
9	<b>1:08.064</b>	+0.718	14:30:49.431
10	<b>1:07.346</b>	-	14:31:56.777

Best Tm: 1:07.346

#### (14) Iain FRASER

Best Tm: -:--

Chief Timekeeper - Ian Sharp

Clerk of the Course Sig.

Weather

Track

Times available on smart-timing.co.uk

Printed: 22/10/2007 19:22:28

Time

Orbits 4

www.amb-it.com

www.mylaps.com

Licensed to: SMART

Scottish XR2 Championship

Knockhill 1.280 Miles

Race 10- Second Race

21/10/2007 13:20

Race (10 Laps)

Competitors	Laps									
	1	2	3	4	5	6	7	8	9	10
Graham WHITEHILL (27)	1	27	27	27	27	27	27	27	27	27
Charlie COPE (10)	2	10	10	10	10	10	10	10	10	10
Andrew WINCHESTER (2)	3	2	2	2	2	2	2	2	2	2
Scott MORRISON (99)	4	99	1	1	1	1	1	1	1	1
Scott FRASER (1)	5	1	99	99	99	99	3	3	3	3
Gary MEIKLE (69)	6	69	69	3	3	3	99	99	99	99
Peter CRUICKSHANK (3)	7	3	3	69	69	69	76	76	76	76
Willie DAVIDSON (76)	8	76	76	76	76	76	69	69	69	69
Geraint JONES (82)	9	82	82	82	82	82	82	6	6	6
Charlie THORNTON (18)	10	18	6	6	6	6	6	82	82	82
Alistair FRASER (6)	11	6	18	18	18	18	25	25	9	9
Barry HOLMES (25)	12	25	25	25	25	25	9	9	25	25
John TURNER (15)	13	15	15	15	15	9	18	39	39	39
Stuart WILSON (39)	14	39	9	9	9	39	39	18	18	18
Derek McDOUGALL (9)	15	9	39	39	39	15	15	15	4	4
Stewart SCOTT (4)	16	4	4	4	4	4	4	4	15	23
Ian MAUGHAN (19)	17	19	19	23	23	23	23	23	15	15
Stewart ELKIN (74)	18	74	23	19	19	19	19	19	19	19
Ian MUNRO (23)	19	23	74	74	74	74	74	74	74	74
Alex SHAW (42)	20	42	68	68	68	68	68	68	68	68
Mike STRONG (68)	21	68	85	85	85	85	85	85	85	85
Blair MURDOCH (85)	22	85	42	42	42	42	42	42	42	42
-	23									

## Scottish Legends Championship

Knockhill 1.280 Miles

## Race 11 - First B Race

21/10/2007 13:40

## Race (8 Laps)

Pos	No.	Name	Make/Model	CC	Class	Laps	Total Tm	Diff	Avg. Speed	Best Tm	Lap
1	50	Dave NEWSHAM	Ford Coupe	1250	L	8	8:17.667	-	74.074	1:00.866	2
2	22	Benjamin MASON	Ford Sedan	1250	L	8	8:25.574	+7.907	72.915	1:01.231	7
3	69	Gerard McCOSH	Ford Coupe	1250	L	8	8:26.904	+9.237	72.724	1:01.709	8
4	68	Carol BROWN	Ford Sedan	1200	L	8	8:27.152	+9.485	72.688	1:01.753	8
5	70	David THORBURN	34 Ford Coupe	1200	L	8	8:32.829	+15.162	71.884	1:02.124	7
6	23	Alistair GAULD	Legend	1200	L	8	8:32.928	+15.261	71.870	1:02.031	8
7	37	Rory BRYANT	Ford Sedan	1250	LS	8	8:36.375	+18.708	71.390	1:02.319	4
8	46	Colin ATKINSON	Legend	1200	L	8	8:37.417	+19.750	71.246	1:02.855	6
9	80	Steve COULL	Legend	1200	L	8	8:41.058	+23.391	70.748	1:02.165	6
10	90	Mark LEES	Dodge Coupe	1250	L	8	8:41.750	+24.083	70.654	1:03.065	8
11	88	Jason OGG	34 Chevy Coupe	1250	L	8	8:42.210	+24.543	70.592	1:02.248	6
12	6	Ross MARSHALL	Legend	1250	L	8	8:44.176	+26.509	70.327	1:02.728	5
13	10	Frank OGG	Legend	1250	L	8	8:45.453	+27.786	70.157	1:03.198	7
14	44	Mark SPIERS	Ford Sedan	1250	L	8	8:48.198	+30.531	69.792	1:02.574	6
15	42	James WILLIS	Chevy	1250	L	8	8:51.151	+33.484	69.404	1:04.066	5
16	28	Scott HYNDS	Legend	1250	L	8	8:51.484	+33.817	69.360	1:04.133	8
17	18	Richard CROZIER	Legend	1250	L	8	8:52.080	+34.413	69.283	1:03.797	4
18	25	Chris HYNDS	34 Chevy	1250	L	8	8:53.722	+36.055	69.070	1:04.106	4
19	99	Sandford IMRIE	Ford Sedan	1250	L	8	9:05.109	+47.442	67.627	1:04.000	7
20	60	Michael HOGG	37 Ford Sedan	1250	LS	8	9:08.464	+50.797	67.213	1:04.624	8
21	27	Murray FORD	Ford Sedan	1250	L	8	9:14.243	+56.576	66.512	1:05.175	2

## Not classified (80% = 7 Laps)

DNF	4	Tony CAIG	37 Chevy	1250	L	3	3:20.263	-	69.029	1:03.356	3
-----	---	-----------	----------	------	---	---	----------	---	--------	----------	---

Margin of Victory	Avg. Speed	Best Lap Tm	Best Spd	Best Lap by
+7.907	74.074	1:00.866	75.707	[50] Dave NEWSHAM

Chief Timekeeper - Ian Sharp

Orbits 4

Clerk of the Course Sig. Time

www.amb-it.com

Weather Track

www.mylaps.com

Times available on smart-timing.co.uk

Licensed to: SMART

# SMRC Final Fling


## Scottish Legends Championship

### Race 11 - First B Race

#### Race (8 Laps)

Knockhill 1.280 Miles

21/10/2007 13:40



Lap	Lap Tm	Diff	Time of Day
<b>(50) Dave NEWSHAM</b>			
1	<b>1:06.648</b>	+5.782	14:41:40.648
2	<b>1:00.866</b>	-	14:42:41.514
3	<b>1:01.006</b>	+0.140	14:43:42.520
4	<b>1:01.001</b>	+0.135	14:44:43.521
5	<b>1:01.080</b>	+0.214	14:45:44.601
6	<b>1:01.387</b>	+0.521	14:46:45.988
7	<b>1:01.329</b>	+0.463	14:47:47.317
8	<b>1:02.646</b>	+1.780	14:48:49.963
Best Tm: 1:00.866			

Lap	Lap Tm	Diff	Time of Day
<b>(22) Benjamin MASON</b>			
1	<b>1:08.096</b>	+6.865	14:41:45.790
2	<b>1:01.719</b>	+0.488	14:42:47.509
3	<b>1:01.876</b>	+0.645	14:43:49.385
4	<b>1:02.071</b>	+0.840	14:44:51.456
5	<b>1:01.379</b>	+0.148	14:45:52.835
6	<b>1:02.454</b>	+1.223	14:46:55.289
7	<b>1:01.231</b>	-	14:47:56.520
8	<b>1:01.350</b>	+0.119	14:48:57.870
Best Tm: 1:01.231			

Lap	Lap Tm	Diff	Time of Day
<b>(69) Gerard McCOSH</b>			
1	<b>1:08.307</b>	+6.598	14:41:43.539
2	<b>1:02.177</b>	+0.468	14:42:45.716
3	<b>1:02.277</b>	+0.568	14:43:47.993
4	<b>1:02.145</b>	+0.436	14:44:50.138
5	<b>1:02.000</b>	+0.291	14:45:52.138
6	<b>1:02.817</b>	+1.108	14:46:54.955
7	<b>1:02.536</b>	+0.827	14:47:57.491
8	<b>1:01.709</b>	-	14:48:59.200
Best Tm: 1:01.709			

Lap	Lap Tm	Diff	Time of Day
<b>(68) Carol BROWN</b>			
1	<b>1:08.328</b>	+6.575	14:41:42.280
2	<b>1:02.809</b>	+1.056	14:42:45.089
3	<b>1:02.582</b>	+0.829	14:43:47.671
4	<b>1:02.632</b>	+0.879	14:44:50.303
5	<b>1:02.388</b>	+0.635	14:45:52.691
6	<b>1:02.970</b>	+1.217	14:46:55.661
7	<b>1:02.034</b>	+0.281	14:47:57.695
8	<b>1:01.753</b>	-	14:48:59.448
Best Tm: 1:01.753			

Lap	Lap Tm	Diff	Time of Day
<b>(70) David THORBURN</b>			
1	<b>1:08.861</b>	+6.737	14:41:43.428
2	<b>1:02.908</b>	+0.784	14:42:46.336
3	<b>1:03.269</b>	+1.145	14:43:49.605
4	<b>1:02.791</b>	+0.667	14:44:52.396
5	<b>1:04.958</b>	+2.834	14:45:57.354
6	<b>1:03.202</b>	+1.078	14:47:00.556

Lap	Lap Tm	Diff	Time of Day
7	<b>1:02.124</b>	-	14:48:02.680
8	<b>1:02.445</b>	+0.321	14:49:05.125
Best Tm: 1:02.124			
<b>(23) Alistair GAULD</b>			
1	<b>1:10.148</b>	+8.117	14:41:44.460
2	<b>1:02.682</b>	+0.651	14:42:47.142
3	<b>1:03.036</b>	+1.005	14:43:50.178
4	<b>1:03.403</b>	+1.372	14:44:53.581
5	<b>1:03.772</b>	+1.741	14:45:57.353
6	<b>1:03.315</b>	+1.284	14:47:00.668
7	<b>1:02.525</b>	+0.494	14:48:03.193
8	<b>1:02.031</b>	-	14:49:05.224
Best Tm: 1:02.031			

Lap	Lap Tm	Diff	Time of Day
<b>(37) Rory BRYANT</b>			
1	<b>1:09.547</b>	+7.228	14:41:46.842
2	<b>1:04.346</b>	+2.027	14:42:51.188
3	<b>1:03.275</b>	+0.956	14:43:54.463
4	<b>1:02.319</b>	-	14:44:56.782
5	<b>1:03.281</b>	+0.962	14:46:00.063
6	<b>1:02.404</b>	+0.085	14:47:02.467
7	<b>1:03.213</b>	+0.894	14:48:05.680
8	<b>1:02.991</b>	+0.672	14:49:08.671
Best Tm: 1:02.319			

Lap	Lap Tm	Diff	Time of Day
<b>(46) Colin ATKINSON</b>			
1	<b>1:09.049</b>	+6.194	14:41:46.302
2	<b>1:04.009</b>	+1.154	14:42:50.311
3	<b>1:02.960</b>	+0.105	14:43:53.271
4	<b>1:02.885</b>	+0.030	14:44:56.156
5	<b>1:03.652</b>	+0.797	14:45:59.808
6	<b>1:02.855</b>	-	14:47:02.663
7	<b>1:03.021</b>	+0.166	14:48:05.684
8	<b>1:04.029</b>	+1.174	14:49:09.713
Best Tm: 1:02.855			

Lap	Lap Tm	Diff	Time of Day
<b>(80) Steve COULL</b>			
1	<b>1:10.489</b>	+8.324	14:41:48.347
2	<b>1:03.255</b>	+1.090	14:42:51.602
3	<b>1:03.736</b>	+1.571	14:43:55.338
4	<b>1:03.767</b>	+1.602	14:44:59.105
5	<b>1:02.993</b>	+0.828	14:46:02.098
6	<b>1:02.165</b>	-	14:47:04.263
7	<b>1:05.657</b>	+3.492	14:48:09.920
8	<b>1:03.434</b>	+1.269	14:49:13.354
Best Tm: 1:02.165			

Lap	Lap Tm	Diff	Time of Day
<b>(90) Mark LEES</b>			
1	<b>1:09.857</b>	+6.792	14:41:45.718
2	<b>1:05.032</b>	+1.967	14:42:50.750

Lap	Lap Tm	Diff	Time of Day
3	<b>1:04.040</b>	+0.975	14:43:54.790
4	<b>1:04.344</b>	+1.279	14:44:59.134
5	<b>1:04.247</b>	+1.182	14:46:03.381
6	<b>1:03.604</b>	+0.539	14:47:06.985
7	<b>1:03.996</b>	+0.931	14:48:10.981
8	<b>1:03.065</b>	-	14:49:14.046
Best Tm: 1:03.065			

Lap	Lap Tm	Diff	Time of Day
<b>(88) Jason OGG</b>			
1	<b>1:10.103</b>	+7.855	14:41:46.765
2	<b>1:04.723</b>	+2.475	14:42:51.488
3	<b>1:03.679</b>	+1.431	14:43:55.167
4	<b>1:03.858</b>	+1.610	14:44:59.025
5	<b>1:02.741</b>	+0.493	14:46:01.766
6	<b>1:02.248</b>	-	14:47:04.014
7	<b>1:07.167</b>	+4.919	14:48:11.181
8	<b>1:03.325</b>	+1.077	14:49:14.506
Best Tm: 1:02.248			

Lap	Lap Tm	Diff	Time of Day
<b>(6) Ross MARSHALL</b>			
1	<b>1:11.601</b>	+8.873	14:41:51.954
2	<b>1:05.587</b>	+2.859	14:42:57.541
3	<b>1:04.028</b>	+1.300	14:44:01.569
4	<b>1:03.345</b>	+0.617	14:45:04.914
5	<b>1:02.728</b>	-	14:46:07.642
6	<b>1:03.107</b>	+0.379	14:47:10.749
7	<b>1:02.889</b>	+0.161	14:48:13.638
8	<b>1:02.834</b>	+0.106	14:49:16.472
Best Tm: 1:02.728			

Lap	Lap Tm	Diff	Time of Day
<b>(10) Frank OGG</b>			
1	<b>1:10.942</b>	+7.744	14:41:49.400
2	<b>1:05.220</b>	+2.022	14:42:54.620
3	<b>1:03.905</b>	+0.707	14:43:58.525
4	<b>1:03.846</b>	+0.648	14:45:02.371
5	<b>1:04.475</b>	+1.277	14:46:06.846
6	<b>1:04.388</b>	+1.190	14:47:11.234
7	<b>1:03.198</b>	-	14:48:14.432
8	<b>1:03.317</b>	+0.119	14:49:17.749
Best Tm: 1:03.198			

Lap	Lap Tm	Diff	Time of Day
<b>(44) Mark SPIERS</b>			
1	<b>1:09.597</b>	+7.023	14:41:44.748
2	<b>1:04.586</b>	+2.012	14:42:49.334
3	<b>1:03.420</b>	+0.846	14:43:52.754
4	<b>1:03.366</b>	+0.792	14:44:56.120
5	<b>1:04.260</b>	+1.686	14:46:00.380
6	<b>1:02.574</b>	-	14:47:02.954
7	<b>1:02.641</b>	+0.067	14:48:05.595
8	<b>1:14.899</b>	+12.325	14:49:20.494
Best Tm: 1:02.574			

Chief Timekeeper - Ian Sharp

Clerk of the Course Sig. Time

Weather Track  
Times available on smart-timing.co.uk

Printed: 22/10/2007 19:13:10

Orbits 4

www.amb-it.com  
www.mylaps.com  
Licensed to: SMART

# SMRC Final Fling

## Scottish Legends Championship

Knockhill 1.280 Miles

### Race 11 - First B Race

21/10/2007 13:40

### Race (8 Laps)

Lap	Lap Tm	Diff	Time of Day
(42) James WILLIS			
1	1:11.715	+7.649	14:41:50.198
2	1:05.619	+1.553	14:42:55.817
3	1:04.452	+0.386	14:44:00.269
4	1:04.866	+0.800	14:45:05.135
5	1:04.066	-	14:46:09.201
6	1:04.747	+0.681	14:47:13.948
7	1:05.005	+0.939	14:48:18.953
8	1:04.494	+0.428	14:49:23.447
Best Tm: 1:04.066			

Lap	Lap Tm	Diff	Time of Day
(28) Scott HYNDS			
1	1:10.831	+6.698	14:41:50.048
2	1:05.623	+1.490	14:42:55.671
3	1:04.494	+0.361	14:44:00.165
4	1:04.646	+0.513	14:45:04.811
5	1:04.136	+0.003	14:46:08.947
6	1:04.863	+0.730	14:47:13.810
7	1:05.837	+1.704	14:48:19.647
8	1:04.133	-	14:49:23.780
Best Tm: 1:04.133			

Lap	Lap Tm	Diff	Time of Day
(18) Richard CROZIER			
1	1:11.133	+7.336	14:41:51.915
2	1:06.091	+2.294	14:42:58.006
3	1:04.712	+0.915	14:44:02.718
4	1:03.797	-	14:45:06.515
5	1:04.366	+0.569	14:46:10.881
6	1:04.208	+0.411	14:47:15.089
7	1:04.980	+1.183	14:48:20.069
8	1:04.307	+0.510	14:49:24.376
Best Tm: 1:03.797			

Lap	Lap Tm	Diff	Time of Day
(25) Chris HYNDS			
1	1:11.664	+7.558	14:41:51.543
2	1:05.493	+1.387	14:42:57.036
3	1:05.018	+0.912	14:44:02.054
4	1:04.106	-	14:45:06.160
5	1:04.469	+0.363	14:46:10.629
6	1:04.364	+0.258	14:47:14.993
7	1:04.663	+0.557	14:48:19.656
8	1:06.362	+2.256	14:49:26.018
Best Tm: 1:04.106			

Lap	Lap Tm	Diff	Time of Day
(99) Sandford IMRIE			
1	1:25.406	+21.406	14:42:04.530
2	1:04.452	+0.452	14:43:08.982
3	1:04.219	+0.219	14:44:13.201
4	1:05.441	+1.441	14:45:18.642
5	1:04.286	+0.286	14:46:22.928
6	1:06.009	+2.009	14:47:28.937
7	1:04.000	-	14:48:32.937

Lap	Lap Tm	Diff	Time of Day
8	1:04.468	+0.468	14:49:37.405
Best Tm: 1:04.000			
(60) Michael HOGG			
1	1:13.452	+8.828	14:41:49.387
2	1:08.138	+3.514	14:42:57.525
3	1:08.522	+3.898	14:44:06.047
4	1:07.613	+2.989	14:45:13.660
5	1:07.786	+3.162	14:46:21.446
6	1:07.923	+3.299	14:47:29.369
7	1:06.767	+2.143	14:48:36.136
8	1:04.624	-	14:49:40.760
Best Tm: 1:04.624			

Lap	Lap Tm	Diff	Time of Day
(27) Murray FORD			
1	1:13.201	+8.026	14:41:52.949
2	1:05.175	-	14:42:58.124
3	1:05.484	+0.309	14:44:03.608
4	1:09.196	+4.021	14:45:12.804
5	1:08.135	+2.960	14:46:20.939
6	1:08.178	+3.003	14:47:29.117
7	1:07.180	+2.005	14:48:36.297
8	1:10.242	+5.067	14:49:46.539
Best Tm: 1:05.175			

Lap	Lap Tm	Diff	Time of Day
(4) Tony CAIG			
1	1:08.951	+5.595	14:41:45.484
2	1:03.719	+0.363	14:42:49.203
3	1:03.356	-	14:43:52.559
Best Tm: 1:03.356			

Lap	Lap Tm	Diff	Time of Day
-----	--------	------	-------------

Chief Timekeeper - Ian Sharp

Orbits 4

Clerk of the Course Sig.

Time

www.amb-it.com

Weather

Track

www.mylaps.com

Times available on smart-timing.co.uk

Licensed to: SMART

Scottish Legends Championship

Knockhill 1.280 Miles

Race 11 - First B Race

21/10/2007 13:40

Race (8 Laps)

Competitors	Laps								
	0	1	2	3	4	5	6	7	8
Carol BROWN (68)	1	68	50	50	50	50	50	50	50
Dave NEWSHAM (50)	2	50	68	68	68	69	69	69	22
Alistair GAULD (23)	3	23	70	69	69	68	68	22	69
David THORBURN (70)	4	70	69	70	22	22	22	68	68
Mark SPIERS (44)	5	44	23	23	70	70	23	70	70
Gerard McCOSH (69)	6	69	44	22	23	23	70	23	23
Mark LEES (90)	7	90	4	4	4	44	46	37	44
Michael HOGG (60)	8	60	90	44	44	46	37	46	37
Tony CAIG (4)	9	4	22	46	46	37	44	44	46
Jason OGG (88)	10	88	46	90	37	88	88	88	80
Colin ATKINSON (46)	11	46	88	37	90	80	80	80	90
Rory BRYANT (37)	12	37	37	88	88	90	90	90	88
Benjamin MASON (22)	13	22	80	80	80	10	10	6	6
Steve COULL (80)	14	80	60	10	10	28	6	10	10
Frank OGG (10)	15	10	10	28	28	6	28	28	42
James WILLIS (42)	16	42	28	42	42	42	42	28	28
Sandford IMRIE (99)	17	99	42	25	6	25	25	25	18
Scott HYNDS (28)	18	28	25	60	25	18	18	18	18
Murray FORD (27)	19	27	18	6	18	27	27	99	99
Chris HYNDS (25)	20	25	6	18	27	60	60	27	60
Ross MARSHALL (6)	21	6	27	27	60	99	99	60	27
Richard CROZIER (18)	22	18	99	99	99				



SMRC Final Fling

Sorted on Laps

SMRC Formula Ford Championship

Knockhill 1.280 Miles

Race 12 - Second Race

21/10/2007 13:40

Race (10 Laps)

Pos	No.	Name	Make/Model	CC	Class Code	Laps	Total Tm	Diff	Avg. Speed	Best Tm	Lap
1	66	Rory BUTCHER	Van Diemen	1600	FF16A	10	9:21.363	-	82.086	55.321	6
2	33	Graham CARROLL	Van Diemen	1600	FF16A	10	9:26.388	+5.025	81.358	55.675	9
3	5	Stuart THORBURN	Van Diemen	1800	FF16A	10	9:30.603	+9.240	80.757	56.105	3
4	21	Alan KIRKCALDY	Van Diemen	1600	FF16A	10	9:30.699	+9.336	80.743	55.958	8
5	20	Alan BRUNTON	Van Diemen	1600	FF16A	10	9:48.353	+26.990	78.320	57.502	4
6	7	Craig BRUNTON	Van Diemen	1600	FF16AN	10	9:48.899	+27.536	78.248	57.765	3
7	22	Elliot MASON	Van Diemen	1600	FF16AN	10	9:49.087	+27.724	78.223	56.734	10
8	16	Robert THOMSON	Van Diemen	1600	FF16A	10	9:49.213	+27.850	78.206	57.612	6
9	23	Andrew CHESHER	Van Diemen	1600	FF16BN	10	9:54.728	+33.365	77.481	57.428	9
10	70	David THORBURN	Van Diemen	1600	FF16A	10	9:54.894	+33.531	77.459	57.372	9
11	3	Adrian HAMILTON	Van Diemen	1600	FF16A	10	9:55.895	+34.532	77.329	57.634	9
12	10	Angus GEDDES	Van Diemen	1600	FF16BN	10	9:58.980	+37.617	76.931	58.044	7
13	46	Martin PIERACCINI	Van Diemen	1600	FF16AN	10	9:59.169	+37.806	76.906	57.921	10
14	4	Graham LEGGET	Crossle	1600	FF16B	10	10:01.601	+40.238	76.596	58.725	7
15	91	David ROBERTSON	Van Diemen	1600	FF16A	10	10:02.693	+41.330	76.457	58.508	7
16	12	David KERR	Van Diemen	1600	FF16A	10	10:02.714	+41.351	76.454	58.074	9
17	2	Willie HOURIE	Van Diemen	1600	FF16A	10	10:04.590	+43.227	76.217	58.603	8
18	19	Andrew McGREGOR	Van Diemen	1600	FF16B	10	10:07.137	+45.774	75.897	58.798	10
19	11	Kyle MURCHIE	Van Diemen	1600	FF16BN	9	9:56.931	1 Lap	69.475	1:03.536	7

Not classified

DNF	78	David HEADEN	Swift	1600	FF16A	5	5:30.905	-	69.627	59.489	4
DNS	14	Colin TURNER	Swift SC93	1600	FF16A	0	--:--	-	-	--:--	0

Margin of Victory	Avg. Speed	Best Lap Tm	Best Spd	Best Lap by
+5.025	82.086	55.321	83.296	[66] Rory BUTCHER

Chief Timekeeper - Ian Sharp

Orbits 4

Clerk of the Course Sig. Time

www.amb-it.com

Weather Track

www.mylaps.com

Times available on smart-timing.co.uk

Licensed to: SMART

# SMRC Final Fling

## SMRC Formula Ford Championship

Knockhill 1.280 Miles

### Race 12 - Second Race

21/10/2007 13:40

### Race (10 Laps)

Lap	Lap Tm	Diff	Time of Day
<b>(66) Rory BUTCHER</b>			
1	----		14:58:51.812
2	<b>56.330</b>	+1.009	14:59:48.142
3	<b>55.883</b>	+0.562	15:00:44.025
4	<b>55.721</b>	+0.400	15:01:39.746
5	<b>55.536</b>	+0.215	15:02:35.282
6	<b>55.321</b>	-	15:03:30.603
7	<b>56.419</b>	+1.098	15:04:27.022
8	<b>55.373</b>	+0.052	15:05:22.395
9	<b>55.665</b>	+0.344	15:06:18.060
10	<b>55.645</b>	+0.324	15:07:13.705
<b>Best Tm: 55.321</b>			

Lap	Lap Tm	Diff	Time of Day
<b>(33) Graham CARROLL</b>			
1	----		14:58:52.709
2	<b>56.632</b>	+0.957	14:59:49.341
3	<b>55.992</b>	+0.317	15:00:45.333
4	<b>55.968</b>	+0.293	15:01:41.301
5	<b>57.123</b>	+1.448	15:02:38.424
6	<b>56.609</b>	+0.934	15:03:35.033
7	<b>56.086</b>	+0.411	15:04:31.119
8	<b>55.739</b>	+0.064	15:05:26.858
9	<b>55.675</b>	-	15:06:22.533
10	<b>56.197</b>	+0.522	15:07:18.730
<b>Best Tm: 55.675</b>			

Lap	Lap Tm	Diff	Time of Day
<b>(5) Stuart THORBURN</b>			
1	----		14:58:52.336
2	<b>56.387</b>	+0.282	14:59:48.723
3	<b>56.105</b>	-	15:00:44.828
4	<b>56.371</b>	+0.266	15:01:41.199
5	<b>56.963</b>	+0.858	15:02:38.162
6	<b>57.650</b>	+1.545	15:03:35.812
7	<b>57.349</b>	+1.244	15:04:33.161
8	<b>56.328</b>	+0.223	15:05:29.489
9	<b>56.372</b>	+0.267	15:06:25.861
10	<b>57.084</b>	+0.979	15:07:22.945
<b>Best Tm: 56.105</b>			

Lap	Lap Tm	Diff	Time of Day
<b>(21) Alan KIRKCALDY</b>			
1	----		14:58:52.642
2	<b>56.483</b>	+0.525	14:59:49.125
3	<b>56.194</b>	+0.236	15:00:45.319
4	<b>56.164</b>	+0.206	15:01:41.483
5	<b>57.101</b>	+1.143	15:02:38.584
6	<b>57.099</b>	+1.141	15:03:35.683
7	<b>58.073</b>	+2.115	15:04:33.756
8	<b>55.958</b>	-	15:05:29.714
9	<b>56.369</b>	+0.411	15:06:26.083
10	<b>56.958</b>	+1.000	15:07:23.041
<b>Best Tm: 55.958</b>			

Lap	Lap Tm	Diff	Time of Day
<b>(20) Alan BRUNTON</b>			
1	----		14:58:56.141
2	<b>57.694</b>	+0.192	14:59:53.835
3	<b>58.053</b>	+0.551	15:00:51.888
4	<b>57.502</b>	-	15:01:49.390
5	<b>57.946</b>	+0.444	15:02:47.336
6	<b>57.623</b>	+0.121	15:03:44.959
7	<b>58.007</b>	+0.505	15:04:42.966
8	<b>58.439</b>	+0.937	15:05:41.405
9	<b>1:00.637</b>	+3.135	15:06:42.042
10	<b>58.653</b>	+1.151	15:07:40.695
<b>Best Tm: 57.502</b>			

Lap	Lap Tm	Diff	Time of Day
<b>(7) Craig BRUNTON</b>			
1	----		14:58:55.415
2	<b>57.782</b>	+0.017	14:59:53.197
3	<b>57.765</b>	-	15:00:50.962
4	<b>58.012</b>	+0.247	15:01:48.974
5	<b>58.472</b>	+0.707	15:02:47.446
6	<b>58.266</b>	+0.501	15:03:45.712
7	<b>57.927</b>	+0.162	15:04:43.639
8	<b>58.206</b>	+0.441	15:05:41.845
9	<b>59.922</b>	+2.157	15:06:41.767
10	<b>59.474</b>	+1.709	15:07:41.241
<b>Best Tm: 57.765</b>			

Lap	Lap Tm	Diff	Time of Day
<b>(22) Elliot MASON</b>			
1	----		14:58:56.686
2	<b>59.825</b>	+3.091	14:59:56.511
3	<b>59.214</b>	+2.480	15:00:55.725
4	<b>59.237</b>	+2.503	15:01:54.962
5	<b>59.346</b>	+2.612	15:02:54.308
6	<b>58.811</b>	+2.077	15:03:53.119
7	<b>57.601</b>	+0.867	15:04:50.720
8	<b>56.916</b>	+0.182	15:05:47.636
9	<b>57.059</b>	+0.325	15:06:44.695
10	<b>56.734</b>	-	15:07:41.429
<b>Best Tm: 56.734</b>			

Lap	Lap Tm	Diff	Time of Day
<b>(16) Robert THOMSON</b>			
1	----		14:58:54.818
2	<b>58.280</b>	+0.668	14:59:53.098
3	<b>58.959</b>	+1.347	15:00:52.057
4	<b>57.891</b>	+0.279	15:01:49.948
5	<b>58.038</b>	+0.426	15:02:47.986
6	<b>57.612</b>	-	15:03:45.598
7	<b>57.638</b>	+0.026	15:04:43.236
8	<b>58.333</b>	+0.721	15:05:41.569
9	<b>1:00.587</b>	+2.975	15:06:42.156
10	<b>59.399</b>	+1.787	15:07:41.555
<b>Best Tm: 57.612</b>			

Lap	Lap Tm	Diff	Time of Day
<b>(23) Andrew CHESHER</b>			

Lap	Lap Tm	Diff	Time of Day
<b>(70) David THORBURN</b>			
1	----		14:58:56.621
2	<b>59.874</b>	+2.446	14:59:56.495
3	<b>59.089</b>	+1.661	15:00:55.584
4	<b>59.271</b>	+1.843	15:01:54.855
5	<b>59.392</b>	+1.964	15:02:54.247
6	<b>59.027</b>	+1.599	15:03:53.274
7	<b>58.159</b>	+0.731	15:04:51.433
8	<b>57.903</b>	+0.475	15:05:49.336
9	<b>57.428</b>	-	15:06:46.764
10	<b>1:00.306</b>	+2.878	15:07:47.070
<b>Best Tm: 57.428</b>			

Lap	Lap Tm	Diff	Time of Day
<b>(70) David THORBURN</b>			
1	----		14:59:00.134
2	<b>59.882</b>	+2.510	15:00:00.016
3	<b>58.493</b>	+1.121	15:00:58.509
4	<b>57.521</b>	+0.149	15:01:56.030
5	<b>58.650</b>	+1.278	15:02:54.680
6	<b>58.845</b>	+1.473	15:03:53.525
7	<b>57.897</b>	+0.525	15:04:51.422
8	<b>58.086</b>	+0.714	15:05:49.508
9	<b>57.372</b>	-	15:06:46.880
10	<b>1:00.356</b>	+2.984	15:07:47.236
<b>Best Tm: 57.372</b>			

Lap	Lap Tm	Diff	Time of Day
<b>(3) Adrian HAMILTON</b>			
1	----		14:59:01.082
2	<b>1:00.985</b>	+3.351	15:00:02.067
3	<b>58.906</b>	+1.272	15:01:00.973
4	<b>58.696</b>	+1.062	15:01:59.669
5	<b>58.370</b>	+0.736	15:02:58.039
6	<b>58.563</b>	+0.929	15:03:56.602
7	<b>58.502</b>	+0.868	15:04:55.104
8	<b>57.819</b>	+0.185	15:05:52.923
9	<b>57.634</b>	-	15:06:50.557
10	<b>57.680</b>	+0.046	15:07:48.237
<b>Best Tm: 57.634</b>			

Lap	Lap Tm	Diff	Time of Day
<b>(10) Angus GEDDES</b>			
1	----		14:58:59.880
2	<b>1:01.766</b>	+3.722	15:00:01.646
3	<b>58.736</b>	+0.692	15:01:00.382
4	<b>58.833</b>	+0.789	15:01:59.215
5	<b>58.600</b>	+0.556	15:02:57.815
6	<b>59.723</b>	+1.679	15:03:57.538
7	<b>58.044</b>	-	15:04:55.582
8	<b>58.918</b>	+0.874	15:05:54.500
9	<b>58.100</b>	+0.056	15:06:52.600
10	<b>58.722</b>	+0.678	15:07:51.322
<b>Best Tm: 58.044</b>			

Lap	Lap Tm	Diff	Time of Day
<b>(46) Martin PIERACCINI</b>			

Chief Timekeeper - Ian Sharp

Orbits 4

Clerk of the Course Sig.

Time

www.amb-it.com

Weather

Track

www.mylaps.com

Times available on smart-timing.co.uk

Licensed to: SMART

Printed: 22/10/2007 19:04:24

Page 1/2

# SMRC Final Fling

## SMRC Formula Ford Championship

Knockhill 1.280 Miles

### Race 12 - Second Race

21/10/2007 13:40

### Race (10 Laps)

Lap	Lap Tm	Diff	Time of Day
1	-:--		14:59:01.740
2	<b>1:00.789</b>	+2.868	15:00:02.529
3	<b>58.847</b>	+0.926	15:01:01.376
4	<b>58.596</b>	+0.675	15:01:59.972
5	<b>58.743</b>	+0.822	15:02:58.715
6	<b>59.292</b>	+1.371	15:03:58.007
7	<b>58.856</b>	+0.935	15:04:56.863
8	<b>58.559</b>	+0.638	15:05:55.422
9	<b>58.168</b>	+0.247	15:06:53.590
10	<b>57.921</b>	-	15:07:51.511

Best Tm: 57.921

#### (4) Graham LEGGET

1	-:--		14:58:59.349
2	<b>1:01.561</b>	+2.836	15:00:00.910
3	<b>58.778</b>	+0.053	15:00:59.688
4	<b>59.323</b>	+0.598	15:01:59.011
5	<b>59.351</b>	+0.626	15:02:58.362
6	<b>59.383</b>	+0.658	15:03:57.745
7	<b>58.725</b>	-	15:04:56.470
8	<b>59.309</b>	+0.584	15:05:55.779
9	<b>59.231</b>	+0.506	15:06:55.010
10	<b>58.933</b>	+0.208	15:07:53.943

Best Tm: 58.725

#### (91) David ROBERTSON

1	-:--		14:58:59.691
2	<b>59.504</b>	+0.996	14:59:59.195
3	<b>59.357</b>	+0.849	15:00:58.552
4	<b>59.799</b>	+1.291	15:01:58.351
5	<b>58.892</b>	+0.384	15:02:57.243
6	<b>58.788</b>	+0.280	15:03:56.031
7	<b>58.508</b>	-	15:04:54.539
8	<b>59.823</b>	+1.315	15:05:54.362
9	<b>1:00.400</b>	+1.892	15:06:54.762
10	<b>1:00.273</b>	+1.765	15:07:55.035

Best Tm: 58.508

#### (12) David KERR

1	-:--		14:59:02.180
2	<b>1:00.655</b>	+2.581	15:00:02.835
3	<b>59.224</b>	+1.150	15:01:02.059
4	<b>59.323</b>	+1.249	15:02:01.382
5	<b>59.498</b>	+1.424	15:03:00.880
6	<b>59.935</b>	+1.861	15:04:00.815
7	<b>59.265</b>	+1.191	15:05:00.080
8	<b>58.545</b>	+0.471	15:05:58.625
9	<b>58.074</b>	-	15:06:56.699
10	<b>58.357</b>	+0.283	15:07:55.056

Best Tm: 58.074

#### (2) Willie HOURIE

1	-:--		14:59:02.845
---	------	--	--------------

Lap	Lap Tm	Diff	Time of Day
2	<b>1:00.805</b>	+2.202	15:00:03.650
3	<b>59.365</b>	+0.762	15:01:03.015
4	<b>58.691</b>	+0.088	15:02:01.706
5	<b>59.504</b>	+0.901	15:03:01.210
6	<b>59.631</b>	+1.028	15:04:00.841
7	<b>1:00.140</b>	+1.537	15:05:00.981
8	<b>58.603</b>	-	15:05:59.584
9	<b>58.721</b>	+0.118	15:06:58.305
10	<b>58.627</b>	+0.024	15:07:56.932

Best Tm: 58.603

#### (19) Andrew McGREGOR

1	-:--		14:59:00.922
2	<b>1:01.565</b>	+2.767	15:00:02.487
3	<b>1:00.355</b>	+1.557	15:01:02.842
4	<b>1:00.491</b>	+1.693	15:02:03.333
5	<b>59.931</b>	+1.133	15:03:03.264
6	<b>59.313</b>	+0.515	15:04:02.577
7	<b>59.622</b>	+0.824	15:05:02.199
8	<b>59.032</b>	+0.234	15:06:01.231
9	<b>59.450</b>	+0.652	15:07:00.681
10	<b>58.798</b>	-	15:07:59.479

Best Tm: 58.798

#### (11) Kyle MURCHIE

1	-:--		14:59:08.225
2	<b>1:05.693</b>	+2.157	15:00:13.918
3	<b>1:05.652</b>	+2.116	15:01:19.570
4	<b>1:04.778</b>	+1.242	15:02:24.348
5	<b>1:04.392</b>	+0.856	15:03:28.740
6	<b>1:06.037</b>	+2.501	15:04:34.777
7	<b>1:03.536</b>	-	15:05:38.313
8	<b>1:06.108</b>	+2.572	15:06:44.421
9	<b>1:04.852</b>	+1.316	15:07:49.273

Best Tm: 1:03.536

#### (78) David HEADEN

1	-:--		14:59:02.222
2	<b>1:01.701</b>	+2.212	15:00:03.923
3	<b>59.808</b>	+0.319	15:01:03.731
4	<b>59.489</b>	-	15:02:03.220
5	<b>1:20.027</b>	+20.538	15:03:23.247

Best Tm: 59.489

#### (14) Colin TURNER

Best Tm: -:--

Chief Timekeeper - Ian Sharp

Clerk of the Course Sig.

Weather

Times available on smart-timing.co.uk

Printed: 22/10/2007 19:04:24

Time

Track

Orbits 4

www.amb-it.com

www.mylaps.com

Licensed to: SMART

Page 2/2

SMRC Formula Ford Championship

Knockhill 1.280 Miles

Race 12 - Second Race

21/10/2007 13:40

Race (10 Laps)

Competitors	Laps									
	1	2	3	4	5	6	7	8	9	10
Rory BUTCHER (66)	1	66	66	66	66	66	66	66	66	66
Stuart THORBURN (5)	2	5	5	5	5	33	33	33	33	33
Alan KIRKCALDY (21)	3	21	21	21	33	33	21	5	5	5
Graham CARROLL (33)	4	33	33	33	21	21	5	21	21	21
Robert THOMSON (16)	5	16	16	7	7	20	20	20	20	7
Craig BRUNTON (7)	6	7	7	20	20	7	16	16	16	20
Alan BRUNTON (20)	7	20	20	16	16	16	7	7	7	16
Andrew CHESHER (23)	8	23	23	23	23	23	22	22	22	16
Elliot MASON (22)	9	22	22	22	22	22	23	70	23	23
Graham LEGGET (4)	10	4	91	70	70	70	70	23	70	70
David ROBERTSON (91)	11	91	70	91	91	91	91	3	3	3
Angus GEDDES (10)	12	10	4	4	4	10	3	3	91	10
David THORBURN (70)	13	70	10	10	10	3	10	10	10	46
Andrew McGREGOR (19)	14	19	3	3	3	4	4	4	46	91
Adrian HAMILTON (3)	15	3	19	46	46	46	46	46	4	4
Martin PIERACCINI (46)	16	46	46	12	12	12	12	12	12	12
David KERR (12)	17	12	12	19	2	2	2	2	2	2
David HEADEN (78)	18	78	2	2	78	19	19	19	19	19
Willie HOURIE (2)	19	2	78	78	19	78	11	11	11	11
Kyle MURCHIE (11)	20	11	11	11	11	11				
-	21									

Smarty.com Mini Cooper Cup

Knockhill 1.280 Miles

Race 12A - Second race - Re-run - AMENDED

21/10/2007 14:30

Race (5 Laps)

Pos	No.	Name	Make/Model	CC	Class	Laps	Total Tm	Diff	Avg. Speed	Best Tm	Lap
1	17	Mark DRYDEN	Mini Cooper	1600	SM	5	5:22.487	-	71.445	1:03.529	3
2	7	Vic COVEY Jnr	Mini Cooper	1600	SM	5	5:27.718	+5.231	70.304	1:04.103	4
3	11	Alasdair McGOWAN	Mini Cooper	1600	SM	5	5:28.899	+6.412	70.052	1:04.243	2
4	9	John BARRIE	Mini Cooper	1600	SMN	5	5:34.857	+12.370	68.805	1:04.651	4
5	15	Ian MILTON	Mini Cooper	1600	SMN	5	5:37.846	+15.359	68.197	1:04.776	2
<b>Not classified</b>											
DNF	19	Finlay CROCKER	Mini Cooper	1600	SM	3	3:20.915	-	68.805	1:04.815	2
DNF	3	Glynn GEDDIE	Mini Cooper	1600	SMN	3	3:34.113	-	64.564	1:04.078	2
DNS	8	Jordan GRONKOWSKI	Mini Cooper	1600	SMN	0	-.----	-	-	-.----	0
DNS	4	Gilbert GROSSETT	Mini Cooper	1600	SMN	0	-.----	-	-	-.----	0
DNS	91	Rory BUTCHER	Mini Cooper	1600	SM	0	-.----	-	-	-.----	0
DNS	5	Michael ROWAN	Mini Cooper	1600	SMN	0	-.----	-	-	-.----	0
DNS	16	Kenneth THIRWALL	Mini Cooper	1600	SMN	0	-.----	-	-	-.----	0
DQ	2	Paul WILSON	Mini Cooper	1600	SM	5	5:21.059	-	71.762	1:03.420	3
DQ	1	Alan GOW	Mini Cooper	1600	SM	5	5:35.177	-	68.740	1:04.985	4

**Announcements**

Red Flag - Lap 5 - Race re-started over 5 laps.  
 Amendment 1 - 16:11 - Car No.1 - Excluded - Technical infringement.  
 Amendment 2 - 17:14 - Car No.2 - Excluded - Technical infringement.

Margin of Victory	Avg. Speed	Best Lap Tm	Best Spd	Best Lap by
+5.231	71.445	1:03.529	72.534	[17] Mark DRYDEN

Chief Timekeeper - Ian Sharp Orbits 4  
 Clerk of the Course Sig. www.amb-it.com  
 Weather www.mylaps.com  
 Track Licensed to: SMART  
 Times available on smart-timing.co.uk

# SMRC Final Fling

Smarty.com Mini Cooper Cup

Knockhill 1.280 Miles

Race 12A - Second race - Re-run - AMENDED

21/10/2007 14:30

Race (5 Laps)

Lap	Lap Tm	Diff	Time of Day
<b>(17) Mark DRYDEN</b>			
1	-:--		15:41:43.264
2	<b>1:03.627</b>	+0.098	15:42:46.891
3	<b>1:03.529</b>	-	15:43:50.420
4	<b>1:03.753</b>	+0.224	15:44:54.173
5	<b>1:04.063</b>	+0.534	15:45:58.236
Best Tm: 1:03.529			

Lap	Lap Tm	Diff	Time of Day
<b>(7) Vic COVEY Jnr</b>			
1	-:--		15:41:46.208
2	<b>1:04.420</b>	+0.317	15:42:50.628
3	<b>1:04.284</b>	+0.181	15:43:54.912
4	<b>1:04.103</b>	-	15:44:59.015
5	<b>1:04.452</b>	+0.349	15:46:03.467
Best Tm: 1:04.103			

Lap	Lap Tm	Diff	Time of Day
<b>(11) Alasdair McGOWAN</b>			
1	-:--		15:41:47.079
2	<b>1:04.243</b>	-	15:42:51.322
3	<b>1:04.427</b>	+0.184	15:43:55.749
4	<b>1:04.268</b>	+0.025	15:45:00.017
5	<b>1:04.631</b>	+0.388	15:46:04.648
Best Tm: 1:04.243			

Lap	Lap Tm	Diff	Time of Day
<b>(9) John BARRIE</b>			
1	-:--		15:41:48.688
2	<b>1:05.929</b>	+1.278	15:42:54.617
3	<b>1:05.206</b>	+0.555	15:43:59.823
4	<b>1:04.651</b>	-	15:45:04.474
5	<b>1:06.132</b>	+1.481	15:46:10.606
Best Tm: 1:04.651			

Lap	Lap Tm	Diff	Time of Day
<b>(15) Ian MILTON</b>			
1	-:--		15:41:44.255
2	<b>1:04.776</b>	-	15:42:49.031
3	<b>1:12.941</b>	+8.165	15:44:01.972
4	<b>1:06.094</b>	+1.318	15:45:08.066
5	<b>1:05.529</b>	+0.753	15:46:13.595
Best Tm: 1:04.776			

Lap	Lap Tm	Diff	Time of Day
<b>(19) Finlay CROCKER</b>			
1	-:--		15:41:43.940
2	<b>1:04.815</b>	-	15:42:48.755
3	<b>1:07.909</b>	+3.094	15:43:56.664
Best Tm: 1:04.815			

Lap	Lap Tm	Diff	Time of Day
<b>(3) Glynn GEDDIE</b>			
1	-:--		15:41:43.940
2	-:--		15:42:48.755
3	-:--		15:43:56.664
Best Tm: 1:04.815			

Lap	Lap Tm	Diff	Time of Day
1	-:--		15:41:46.052
2	<b>1:04.078</b>	-	15:42:50.130
3	<b>1:19.732</b>	+15.654	15:44:09.862
Best Tm: 1:04.078			

Lap	Lap Tm	Diff	Time of Day
<b>(8) Jordan GRONKOWSKI</b>			
1	-:--		15:41:46.052
2	-:--		15:42:50.130
3	-:--		15:44:09.862
Best Tm: -:--			

Lap	Lap Tm	Diff	Time of Day
<b>(4) Gilbert GROSSETT</b>			
1	-:--		15:41:46.052
2	-:--		15:42:50.130
3	-:--		15:44:09.862
Best Tm: -:--			

Lap	Lap Tm	Diff	Time of Day
<b>(91) Rory BUTCHER</b>			
1	-:--		15:41:46.052
2	-:--		15:42:50.130
3	-:--		15:44:09.862
Best Tm: -:--			

Lap	Lap Tm	Diff	Time of Day
<b>(5) Michael ROWAN</b>			
1	-:--		15:41:46.052
2	-:--		15:42:50.130
3	-:--		15:44:09.862
Best Tm: -:--			

Lap	Lap Tm	Diff	Time of Day
<b>(16) Kenneth THIRWALL</b>			
1	-:--		15:41:46.052
2	-:--		15:42:50.130
3	-:--		15:44:09.862
Best Tm: -:--			

Lap	Lap Tm	Diff	Time of Day
<b>(2) Paul WILSON</b>			
1	-:--		15:41:42.175
2	<b>1:03.517</b>	+0.097	15:42:45.692
3	<b>1:03.420</b>	-	15:43:49.112
4	<b>1:03.664</b>	+0.244	15:44:52.776
5	<b>1:04.032</b>	+0.612	15:45:56.808
Best Tm: 1:03.420			

Lap	Lap Tm	Diff	Time of Day
<b>(1) Alan GOW</b>			
1	-:--		15:41:48.443
2	<b>1:06.456</b>	+1.471	15:42:54.899
3	<b>1:05.233</b>	+0.248	15:44:00.132
4	<b>1:04.985</b>	-	15:45:05.117
5	<b>1:05.809</b>	+0.824	15:46:10.926
Best Tm: 1:04.985			

Chief Timekeeper - Ian Sharp

Orbits 4

Clerk of the Course Sig.

Time

www.amb-it.com

Weather

Track

www.mylaps.com

Times available on smart-timing.co.uk

Licensed to: SMART

Smarty.com Mini Cooper Cup

Knockhill 1.280 Miles

Race 12A - Second race - Re-run - AMENDED

21/10/2007 14:30

Race (5 Laps)

Competitors	Laps				
	1	2	3	4	5
Paul WILSON (2)	1	2	2	2	2
Mark DRYDEN (17)	2	17	17	17	17
Finlay CROCKER (19)	3	19	19	7	7
Ian MILTON (15)	4	15	15	11	11
Glynn GEDDIE (3)	5	3	3	19	9
Vic COVEY Jnr (7)	6	7	7	9	1
Alasdair McGOWAN (11)	7	11	11	1	15
Alan GOW (1)	8	1	9	15	
John BARRIE (9)	9	9	1	3	
-	10				
-	11				
-	12				
-	13				
-	14				

Chief Timekeeper - Ian Sharp

Orbits 4

Clerk of the Course Sig. Time

www.amb-it.com

Weather Track

www.mylaps.com

Times available on smart-timing.co.uk

Licensed to: SMART

Scottish Legends Championship

Knockhill 1.280 Miles

Race 14 - Second B Race

21/10/2007 14:40

Race (8 Laps)

Pos	No.	Name	Make/Model	CC	Class	Laps	Total Tm	Diff	Avg. Speed	Best Tm	Lap
1	50	Dave NEWSHAM	Ford Coupe	1250	L	8	8:17.057	-	74.164	1:00.107	5
2	22	Benjamin MASON	Ford Sedan	1250	L	8	8:17.158	+0.101	74.149	1:00.728	8
3	69	Gerard McCOSH	Ford Coupe	1250	L	8	8:24.952	+7.895	73.005	1:01.313	4
4	70	David THORBURN	34 Ford Coupe	1200	L	8	8:28.571	+11.514	72.485	1:01.203	7
5	37	Rory BRYANT	Ford Sedan	1250	LS	8	8:28.794	+11.737	72.454	1:02.121	4
6	68	Carol BROWN	Ford Sedan	1200	L	8	8:31.616	+14.559	72.054	1:01.916	8
7	46	Colin ATKINSON	Legend	1200	L	8	8:33.122	+16.065	71.843	1:02.727	6
8	80	Steve COULL	Legend	1200	L	8	8:34.964	+17.907	71.586	1:02.975	8
9	6	Ross MARSHALL	Legend	1250	L	8	8:35.038	+17.981	71.575	1:02.061	4
10	23	Alistair GAULD	Legend	1200	L	8	8:35.610	+18.553	71.496	1:02.438	3
11	88	Jason OGG	34 Chevy Coupe	1250	L	8	8:35.852	+18.795	71.462	1:02.095	6
12	44	Mark SPIERS	Ford Sedan	1250	L	8	8:37.354	+20.297	71.255	1:02.521	5
13	18	Richard CROZIER	Legend	1250	L	8	8:40.522	+23.465	70.821	1:03.400	8
14	90	Mark LEES	Dodge Coupe	1250	L	8	8:41.412	+24.355	70.700	1:03.419	7
15	28	Scott HYNDS	Legend	1250	L	8	8:53.636	+36.579	69.081	1:04.767	5
16	42	James WILLIS	Chevy	1250	L	8	8:55.353	+38.296	68.859	1:03.450	8
17	99	Sandford IMRIE	Ford Sedan	1250	L	8	8:56.223	+39.166	68.747	1:03.978	5
18	10	Frank OGG	Legend	1250	L	8	8:56.368	+39.311	68.729	1:03.894	8
19	27	Murray FORD	Ford Sedan	1250	L	8	9:04.548	+47.491	67.696	1:05.484	4
20	60	Michael HOGG	37 Ford Sedan	1250	LS	8	9:05.440	+48.383	67.586	1:05.506	8
21	25	Chris HYNDS	34 Chevy	1250	L	8	9:10.870	+53.813	66.920	1:04.553	2

Margin of Victory	Avg. Speed	Best Lap Tm	Best Spd	Best Lap by
+0.101	74.164	1:00.107	76.663	[50] Dave NEWSHAM

Chief Timekeeper - Ian Sharp

Orbits 4

Clerk of the Course Sig. Time

www.amb-it.com

Weather Track

www.mylaps.com

Times available on smart-timing.co.uk

Licensed to: SMART



# SMRC Final Fling

## Scottish Legends Championship

### Race 14 - Second B Race

#### Race (8 Laps)

Knockhill 1.280 Miles

21/10/2007 14:40

Lap	Lap Tm	Diff	Time of Day
<b>(50) Dave NEWSHAM</b>			
1	<b>1:06.996</b>	+6.889	15:56:47.311
2	<b>1:02.359</b>	+2.252	15:57:49.670
3	<b>1:00.340</b>	+0.233	15:58:50.010
4	<b>1:00.337</b>	+0.230	15:59:50.347
5	<b>1:00.107</b>	-	16:00:50.454
6	<b>1:01.700</b>	+1.593	16:01:52.154
7	<b>1:00.676</b>	+0.569	16:02:52.830
8	<b>1:00.694</b>	+0.587	16:03:53.524
<b>Best Tm: 1:00.107</b>			

Lap	Lap Tm	Diff	Time of Day
<b>(22) Benjamin MASON</b>			
1	<b>1:06.995</b>	+6.267	15:56:44.510
2	<b>1:01.927</b>	+1.199	15:57:46.437
3	<b>1:01.275</b>	+0.547	15:58:47.712
4	<b>1:01.124</b>	+0.396	15:59:48.836
5	<b>1:01.236</b>	+0.508	16:00:50.072
6	<b>1:01.453</b>	+0.725	16:01:51.525
7	<b>1:01.372</b>	+0.644	16:02:52.897
8	<b>1:00.728</b>	-	16:03:53.625
<b>Best Tm: 1:00.728</b>			

Lap	Lap Tm	Diff	Time of Day
<b>(69) Gerard McCOSH</b>			
1	<b>1:07.967</b>	+6.654	15:56:47.102
2	<b>1:02.326</b>	+1.013	15:57:49.428
3	<b>1:01.487</b>	+0.174	15:58:50.915
4	<b>1:01.313</b>	-	15:59:52.228
5	<b>1:01.942</b>	+0.629	16:00:54.170
6	<b>1:01.930</b>	+0.617	16:01:56.100
7	<b>1:02.305</b>	+0.992	16:02:58.405
8	<b>1:03.014</b>	+1.701	16:04:01.419
<b>Best Tm: 1:01.313</b>			

Lap	Lap Tm	Diff	Time of Day
<b>(70) David THORBURN</b>			
1	<b>1:08.407</b>	+7.204	15:56:48.115
2	<b>1:02.377</b>	+1.174	15:57:50.492
3	<b>1:03.681</b>	+2.478	15:58:54.173
4	<b>1:02.908</b>	+1.705	15:59:57.081
5	<b>1:02.760</b>	+1.557	16:00:59.841
6	<b>1:01.992</b>	+0.789	16:02:01.833
7	<b>1:01.203</b>	-	16:03:03.036
8	<b>1:02.002</b>	+0.799	16:04:05.038
<b>Best Tm: 1:01.203</b>			

Lap	Lap Tm	Diff	Time of Day
<b>(37) Rory BRYANT</b>			
1	<b>1:08.263</b>	+6.142	15:56:46.256
2	<b>1:03.005</b>	+0.884	15:57:49.261
3	<b>1:02.716</b>	+0.595	15:58:51.977
4	<b>1:02.121</b>	-	15:59:54.098
5	<b>1:02.575</b>	+0.454	16:00:56.673
6	<b>1:02.906</b>	+0.785	16:01:59.579

Lap	Lap Tm	Diff	Time of Day
7	<b>1:02.839</b>	+0.718	16:03:02.418
8	<b>1:02.843</b>	+0.722	16:04:05.261
<b>Best Tm: 1:02.121</b>			

Lap	Lap Tm	Diff	Time of Day
<b>(68) Carol BROWN</b>			
1	<b>1:08.975</b>	+7.059	15:56:49.637
2	<b>1:03.634</b>	+1.718	15:57:53.271
3	<b>1:01.923</b>	+0.007	15:58:55.194
4	<b>1:03.391</b>	+1.475	15:59:58.585
5	<b>1:03.441</b>	+1.525	16:01:02.026
6	<b>1:02.126</b>	+0.210	16:02:04.152
7	<b>1:02.015</b>	+0.099	16:03:06.167
8	<b>1:01.916</b>	-	16:04:08.083
<b>Best Tm: 1:01.916</b>			

Lap	Lap Tm	Diff	Time of Day
<b>(46) Colin ATKINSON</b>			
1	<b>1:09.269</b>	+6.542	15:56:47.194
2	<b>1:03.512</b>	+0.785	15:57:50.706
3	<b>1:02.949</b>	+0.222	15:58:53.655
4	<b>1:03.504</b>	+0.777	15:59:57.159
5	<b>1:03.106</b>	+0.379	16:01:00.265
6	<b>1:02.727</b>	-	16:02:02.992
7	<b>1:02.949</b>	+0.222	16:03:05.941
8	<b>1:03.648</b>	+0.921	16:04:09.589
<b>Best Tm: 1:02.727</b>			

Lap	Lap Tm	Diff	Time of Day
<b>(80) Steve COULL</b>			
1	<b>1:08.681</b>	+5.706	15:56:46.175
2	<b>1:04.804</b>	+1.829	15:57:50.979
3	<b>1:03.547</b>	+0.572	15:58:54.526
4	<b>1:03.916</b>	+0.941	15:59:58.442
5	<b>1:03.029</b>	+0.054	16:01:01.471
6	<b>1:03.040</b>	+0.065	16:02:04.511
7	<b>1:03.945</b>	+0.970	16:03:08.456
8	<b>1:02.975</b>	-	16:04:11.431
<b>Best Tm: 1:02.975</b>			

Lap	Lap Tm	Diff	Time of Day
<b>(6) Ross MARSHALL</b>			
1	<b>1:08.950</b>	+6.889	15:56:50.054
2	<b>1:03.462</b>	+1.401	15:57:53.516
3	<b>1:03.596</b>	+1.535	15:58:57.112
4	<b>1:02.061</b>	-	15:59:59.173
5	<b>1:03.331</b>	+1.270	16:01:02.504
6	<b>1:02.415</b>	+0.354	16:02:04.919
7	<b>1:03.629</b>	+1.568	16:03:08.548
8	<b>1:02.957</b>	+0.896	16:04:11.505
<b>Best Tm: 1:02.061</b>			

Lap	Lap Tm	Diff	Time of Day
<b>(23) Alistair GAULD</b>			
1	<b>1:09.376</b>	+6.938	15:56:49.314
2	<b>1:03.520</b>	+1.082	15:57:52.834

Lap	Lap Tm	Diff	Time of Day
3	<b>1:02.438</b>	-	15:58:55.272
4	<b>1:03.490</b>	+1.052	15:59:58.762
5	<b>1:03.472</b>	+1.034	16:01:02.234
6	<b>1:02.576</b>	+0.138	16:02:04.810
7	<b>1:04.186</b>	+1.748	16:03:08.996
8	<b>1:03.081</b>	+0.643	16:04:12.077
<b>Best Tm: 1:02.438</b>			

Lap	Lap Tm	Diff	Time of Day
<b>(88) Jason OGG</b>			
1	<b>1:10.808</b>	+8.713	15:56:49.216
2	<b>1:04.200</b>	+2.105	15:57:53.416
3	<b>1:04.365</b>	+2.270	15:58:57.781
4	<b>1:03.660</b>	+1.565	16:00:01.441
5	<b>1:02.644</b>	+0.549	16:01:04.085
6	<b>1:02.095</b>	-	16:02:06.180
7	<b>1:02.746</b>	+0.651	16:03:08.926
8	<b>1:03.393</b>	+1.298	16:04:12.319
<b>Best Tm: 1:02.095</b>			

Lap	Lap Tm	Diff	Time of Day
<b>(44) Mark SPIERS</b>			
1	<b>1:10.366</b>	+7.845	15:56:49.975
2	<b>1:04.037</b>	+1.516	15:57:54.012
3	<b>1:04.062</b>	+1.541	15:58:58.074
4	<b>1:03.941</b>	+1.420	16:00:02.015
5	<b>1:02.521</b>	-	16:01:04.536
6	<b>1:02.962</b>	+0.441	16:02:07.498
7	<b>1:02.679</b>	+0.158	16:03:10.177
8	<b>1:03.644</b>	+1.123	16:04:13.821
<b>Best Tm: 1:02.521</b>			

Lap	Lap Tm	Diff	Time of Day
<b>(18) Richard CROZIER</b>			
1	<b>1:09.857</b>	+6.457	15:56:50.871
2	<b>1:04.098</b>	+0.698	15:57:54.969
3	<b>1:03.729</b>	+0.329	15:58:58.698
4	<b>1:03.547</b>	+0.147	16:00:02.245
5	<b>1:04.245</b>	+0.845	16:01:06.490
6	<b>1:03.521</b>	+0.121	16:02:10.011
7	<b>1:03.578</b>	+0.178	16:03:13.589
8	<b>1:03.400</b>	-	16:04:16.989
<b>Best Tm: 1:03.400</b>			

Lap	Lap Tm	Diff	Time of Day
<b>(90) Mark LEES</b>			
1	<b>1:10.267</b>	+6.848	15:56:48.785
2	<b>1:04.120</b>	+0.701	15:57:52.905
3	<b>1:04.524</b>	+1.105	15:58:57.429
4	<b>1:04.456</b>	+1.037	16:00:01.885
5	<b>1:04.798</b>	+1.379	16:01:06.683
6	<b>1:04.140</b>	+0.721	16:02:10.823
7	<b>1:03.419</b>	-	16:03:14.242
8	<b>1:03.637</b>	+0.218	16:04:17.879
<b>Best Tm: 1:03.419</b>			

Chief Timekeeper - Ian Sharp

Clerk of the Course Sig.

Weather

Times available on smart-timing.co.uk

Printed: 22/10/2007 19:14:01

Time

Track

Orbits 4

www.amb-it.com

www.mylaps.com

Licensed to: SMART

# SMRC Final Fling

## Scottish Legends Championship

Knockhill 1.280 Miles

### Race 14 - Second B Race

21/10/2007 14:40

### Race (8 Laps)

Lap	Lap Tm	Diff	Time of Day
<b>(28) Scott HYNDS</b>			
1	<b>1:11.283</b>	+6.516	15:56:53.720
2	<b>1:05.034</b>	+0.267	15:57:58.754
3	<b>1:05.020</b>	+0.253	15:59:03.774
4	<b>1:05.814</b>	+1.047	16:00:09.588
5	<b>1:04.767</b>	-	16:01:14.355
6	<b>1:05.447</b>	+0.680	16:02:19.802
7	<b>1:05.428</b>	+0.661	16:03:25.230
8	<b>1:04.873</b>	+0.106	16:04:30.103
<b>Best Tm: 1:04.767</b>			

<b>(42) James WILLIS</b>			
1	<b>1:11.397</b>	+7.947	15:56:54.224
2	<b>1:04.973</b>	+1.523	15:57:59.197
3	<b>1:04.678</b>	+1.228	15:59:03.875
4	<b>1:05.778</b>	+2.328	16:00:09.653
5	<b>1:05.161</b>	+1.711	16:01:14.814
6	<b>1:05.339</b>	+1.889	16:02:20.153
7	<b>1:08.217</b>	+4.767	16:03:28.370
8	<b>1:03.450</b>	-	16:04:31.820
<b>Best Tm: 1:03.450</b>			

<b>(99) Sandford IMRIE</b>			
1	<b>1:12.474</b>	+8.496	15:56:54.791
2	<b>1:07.394</b>	+3.416	15:58:02.185
3	<b>1:04.153</b>	+0.175	15:59:06.338
4	<b>1:08.670</b>	+4.692	16:00:15.008
5	<b>1:03.978</b>	-	16:01:18.986
6	<b>1:04.031</b>	+0.053	16:02:23.017
7	<b>1:05.021</b>	+1.043	16:03:28.038
8	<b>1:04.652</b>	+0.674	16:04:32.690
<b>Best Tm: 1:03.978</b>			

<b>(10) Frank OGG</b>			
1	<b>1:11.501</b>	+7.607	15:56:54.447
2	<b>1:05.776</b>	+1.882	15:58:00.223
3	<b>1:04.588</b>	+0.694	15:59:04.811
4	<b>1:05.260</b>	+1.366	16:00:10.071
5	<b>1:05.042</b>	+1.148	16:01:15.113
6	<b>1:05.471</b>	+1.577	16:02:20.584
7	<b>1:08.357</b>	+4.463	16:03:28.941
8	<b>1:03.894</b>	-	16:04:32.835
<b>Best Tm: 1:03.894</b>			

<b>(27) Murray FORD</b>			
1	<b>1:12.064</b>	+6.580	15:56:53.713
2	<b>1:08.630</b>	+3.146	15:58:02.343
3	<b>1:08.975</b>	+3.491	15:59:11.318
4	<b>1:05.484</b>	-	16:00:16.802
5	<b>1:06.149</b>	+0.665	16:01:22.951
6	<b>1:05.602</b>	+0.118	16:02:28.553
7	<b>1:06.618</b>	+1.134	16:03:35.171

Lap	Lap Tm	Diff	Time of Day
8	<b>1:05.844</b>	+0.360	16:04:41.015
<b>Best Tm: 1:05.484</b>			
<b>(60) Michael HOGG</b>			
1	<b>1:15.576</b>	+10.070	15:56:54.590
2	<b>1:08.776</b>	+3.270	15:58:03.366
3	<b>1:06.783</b>	+1.277	15:59:10.149
4	<b>1:07.214</b>	+1.708	16:00:17.363
5	<b>1:06.569</b>	+1.063	16:01:23.932
6	<b>1:05.624</b>	+0.118	16:02:29.556
7	<b>1:06.845</b>	+1.339	16:03:36.401
8	<b>1:05.506</b>	-	16:04:41.907
<b>Best Tm: 1:05.506</b>			

<b>(25) Chris HYNDS</b>			
1	<b>1:11.192</b>	+6.639	15:56:52.961
2	<b>1:04.553</b>	-	15:57:57.514
3	<b>1:05.610</b>	+1.057	15:59:03.124
4	<b>1:06.171</b>	+1.618	16:00:09.295
5	<b>1:05.134</b>	+0.581	16:01:14.429
6	<b>1:05.781</b>	+1.228	16:02:20.210
7	<b>1:21.140</b>	+16.587	16:03:41.350
8	<b>1:05.987</b>	+1.434	16:04:47.337
<b>Best Tm: 1:04.553</b>			

Lap	Lap Tm	Diff	Time of Day
-----	--------	------	-------------

Chief Timekeeper - Ian Sharp

Clerk of the Course Sig.

Weather

Times available on smart-timing.co.uk

Printed: 22/10/2007 19:14:01

Time

Track

Orbits 4

www.amb-it.com

www.mylaps.com

Licensed to: SMART

Scottish Legends Championship

Knockhill 1.280 Miles

Race 14 - Second B Race

21/10/2007 14:40

Race (8 Laps)

Competitors	Laps									
	0	1	2	3	4	5	6	7	8	
Steve COULL (80)	1	80	22	22	22	22	22	22	50	50
Benjamin MASON (22)	2	22	80	37	50	50	50	50	22	22
Colin ATKINSON (46)	3	46	37	69	69	69	69	69	69	69
Rory BRYANT (37)	4	37	69	50	37	37	37	37	37	70
Jason OGG (88)	5	88	46	70	46	70	70	70	70	37
Mark LEES (90)	6	90	50	46	70	46	46	46	46	68
Michael HOGG (60)	7	60	70	80	80	80	80	68	68	46
Gerard McCOSH (69)	8	69	90	23	68	68	68	80	80	80
Mark SPIERS (44)	9	44	88	90	23	23	23	23	6	6
David THORBURN (70)	10	70	23	68	6	6	6	6	88	23
Alistair GAULD (23)	11	23	68	88	90	88	88	88	23	88
Dave NEWSHAM (50)	12	50	44	6	88	90	44	44	44	44
Carol BROWN (68)	13	68	6	44	44	44	18	18	18	18
Richard CROZIER (18)	14	18	18	18	18	18	90	90	90	90
Ross MARSHALL (6)	15	6	25	25	25	25	28	28	28	28
Murray FORD (27)	16	27	27	28	28	28	25	42	99	42
Chris HYNDS (25)	17	25	28	42	42	42	42	25	42	99
Sandford IMRIE (99)	18	99	42	10	10	10	10	10	10	10
Scott HYNDS (28)	19	28	10	99	99	99	99	99	27	27
James WILLIS (42)	20	42	60	27	60	27	27	27	60	60
Frank OGG (10)	21	10	99	60	27	60	60	60	25	25

Scottish Classic Sports & Saloons

Knockhill 1.280 Miles

Race 15 - Second Race

21/10/2007 15:00

Race (10 Laps)

Pos	No.	Name	Make/Model	CC	Class	Laps	Total Tm	Diff	Avg. Speed	Best Tm	Lap
1	4	Stan BERNARD	Porsche 911	2687	CSSC	10	10:30.777	-	73.053	1:01.187	9
2	87	AI FLEMING	Lotus Elan	1558	CSSB	10	10:35.336	+4.559	72.529	1:01.505	7
3	5	Matthew GORDON	Porsche 911	2700	CSSC	10	10:35.578	+4.801	72.501	1:01.920	7
4	2	Oilly ROSS	Lotus Europa	1600	CSSB	10	10:36.970	+6.193	72.342	1:02.407	8
5	31	Kenny ALLEN	Lotus Elan	1558	CSSB	10	10:44.671	+13.894	71.478	1:02.902	8
6	12	Tommy GILMARTIN	BMW 2002	2000	CSSC	10	10:46.874	+16.097	71.235	1:03.130	6
7	66	Ian LONGFORD	Ford Escort	2000	CSSC	10	11:04.669	+33.892	69.328	1:04.768	8
8	27	Steven SWAN	Renault Gordini	1546	CSSB	10	11:14.889	+44.112	68.278	1:05.880	5
9	21	Jimmy CROW	Ford Escort	1558	CSSB	10	11:26.235	+55.458	67.149	1:06.203	7
10	26	Liz SWAN	Renault 8	1397	CSSA	9	11:36.923	1 Lap	59.507	1:15.044	9
<b>Not classified (80% = 8 Laps)</b>											
DNF	72	Willy TOYE	Triumph TR8	3500	CSSC	8	8:27.045	-	72.704	1:01.616	7
DNF	3	Adam BERNARD	Porsche 911	2687	CSSC	8	9:13.967	-	66.545	1:05.919	5

Margin of Victory	Avg. Speed	Best Lap Tm	Best Spd	Best Lap by
+4.559	73.053	1:01.187	75.310	[4] Stan BERNARD

Chief Timekeeper - Ian Sharp

Orbits 4

Clerk of the Course Sig. Time

www.amb-it.com

Weather Track

www.mylaps.com

Times available on smart-timing.co.uk

Licensed to: SMART

# SMRC Final Fling

Scottish Classic Sports & Saloons

Knockhill 1.280 Miles

Race 15 - Second Race

21/10/2007 15:00

Race (10 Laps)

Lap	Lap Tm	Diff	Time of Day
<b>(4) Stan BERNARD</b>			
1	-:--		16:14:29.778
2	<b>1:01.218</b>	+0.031	16:15:30.996
3	<b>1:02.971</b>	+1.784	16:16:33.967
4	<b>1:03.561</b>	+2.374	16:17:37.528
5	<b>1:02.935</b>	+1.748	16:18:40.463
6	<b>1:03.550</b>	+2.363	16:19:44.013
7	<b>1:01.621</b>	+0.434	16:20:45.634
8	<b>1:02.219</b>	+1.032	16:21:47.853
9	<b>1:01.187</b>	-	16:22:49.040
10	<b>1:02.767</b>	+1.580	16:23:51.807
Best Tm: 1:01.187			

Lap	Lap Tm	Diff	Time of Day
<b>(87) Al FLEMING</b>			
1	-:--		16:14:31.732
2	<b>1:03.580</b>	+2.075	16:15:35.312
3	<b>1:02.182</b>	+0.677	16:16:37.494
4	<b>1:02.391</b>	+0.886	16:17:39.885
5	<b>1:01.572</b>	+0.067	16:18:41.457
6	<b>1:03.487</b>	+1.982	16:19:44.944
7	<b>1:01.505</b>	-	16:20:46.449
8	<b>1:02.504</b>	+0.999	16:21:48.953
9	<b>1:04.019</b>	+2.514	16:22:52.972
10	<b>1:03.394</b>	+1.889	16:23:56.366
Best Tm: 1:01.505			

Lap	Lap Tm	Diff	Time of Day
<b>(5) Matthew GORDON</b>			
1	-:--		16:14:33.377
2	<b>1:03.184</b>	+1.264	16:15:36.561
3	<b>1:03.187</b>	+1.267	16:16:39.748
4	<b>1:02.889</b>	+0.969	16:17:42.637
5	<b>1:02.175</b>	+0.255	16:18:44.812
6	<b>1:02.344</b>	+0.424	16:19:47.156
7	<b>1:01.920</b>	-	16:20:49.076
8	<b>1:01.922</b>	+0.002	16:21:50.998
9	<b>1:03.248</b>	+1.328	16:22:54.246
10	<b>1:02.362</b>	+0.442	16:23:56.608
Best Tm: 1:01.920			

Lap	Lap Tm	Diff	Time of Day
<b>(2) Ollie ROSS</b>			
1	-:--		16:14:27.914
2	<b>1:02.882</b>	+0.475	16:15:30.796
3	<b>1:04.302</b>	+1.895	16:16:35.098
4	<b>1:03.234</b>	+0.827	16:17:38.332
5	<b>1:02.451</b>	+0.044	16:18:40.783
6	<b>1:04.458</b>	+2.051	16:19:45.241
7	<b>1:02.525</b>	+0.118	16:20:47.766
8	<b>1:02.407</b>	-	16:21:50.173
9	<b>1:04.147</b>	+1.740	16:22:54.320
10	<b>1:03.680</b>	+1.273	16:23:58.000
Best Tm: 1:02.407			

Lap	Lap Tm	Diff	Time of Day
<b>(31) Kenny ALLEN</b>			
1	-:--		16:14:30.206
2	<b>1:04.215</b>	+1.313	16:15:34.421
3	<b>1:04.629</b>	+1.727	16:16:39.050
4	<b>1:05.169</b>	+2.267	16:17:44.219
5	<b>1:03.019</b>	+0.117	16:18:47.238
6	<b>1:04.055</b>	+1.153	16:19:51.293
7	<b>1:03.784</b>	+0.882	16:20:55.077
8	<b>1:02.902</b>	-	16:21:57.979
9	<b>1:04.205</b>	+1.303	16:23:02.184
10	<b>1:03.517</b>	+0.615	16:24:05.701
Best Tm: 1:02.902			

Lap	Lap Tm	Diff	Time of Day
<b>(12) Tommy GILMARTIN</b>			
1	-:--		16:14:35.619
2	<b>1:04.219</b>	+1.089	16:15:39.838
3	<b>1:03.850</b>	+0.720	16:16:43.688
4	<b>1:03.918</b>	+0.788	16:17:47.606
5	<b>1:03.616</b>	+0.486	16:18:51.222
6	<b>1:03.130</b>	-	16:19:54.352
7	<b>1:03.328</b>	+0.198	16:20:57.680
8	<b>1:03.399</b>	+0.269	16:22:01.079
9	<b>1:03.614</b>	+0.484	16:23:04.693
10	<b>1:03.211</b>	+0.081	16:24:07.904
Best Tm: 1:03.130			

Lap	Lap Tm	Diff	Time of Day
<b>(66) Ian LONGFORD</b>			
1	-:--		16:14:30.951
2	<b>1:05.675</b>	+0.907	16:15:36.626
3	<b>1:05.266</b>	+0.498	16:16:41.892
4	<b>1:05.778</b>	+1.010	16:17:47.670
5	<b>1:07.690</b>	+2.922	16:18:55.360
6	<b>1:07.801</b>	+3.033	16:20:03.161
7	<b>1:04.852</b>	+0.084	16:21:08.013
8	<b>1:04.768</b>	-	16:22:12.781
9	<b>1:08.116</b>	+3.348	16:23:20.897
10	<b>1:04.802</b>	+0.034	16:24:25.699
Best Tm: 1:04.768			

Lap	Lap Tm	Diff	Time of Day
<b>(27) Steven SWAN</b>			
1	-:--		16:14:37.666
2	<b>1:06.722</b>	+0.842	16:15:44.388
3	<b>1:06.327</b>	+0.447	16:16:50.715
4	<b>1:06.250</b>	+0.370	16:17:56.965
5	<b>1:05.880</b>	-	16:19:02.845
6	<b>1:06.250</b>	+0.370	16:20:09.095
7	<b>1:06.340</b>	+0.460	16:21:15.435
8	<b>1:06.718</b>	+0.838	16:22:22.153
9	<b>1:06.983</b>	+1.103	16:23:29.136
10	<b>1:06.783</b>	+0.903	16:24:35.919
Best Tm: 1:05.880			

(21) Jimmy CROW

Lap	Lap Tm	Diff	Time of Day
<b>(26) Liz SWAN</b>			
1	-:--		16:14:40.335
2	<b>1:07.912</b>	+1.709	16:15:48.247
3	<b>1:06.996</b>	+0.793	16:16:55.243
4	<b>1:06.619</b>	+0.416	16:18:01.862
5	<b>1:06.705</b>	+0.502	16:19:08.567
6	<b>1:06.618</b>	+0.415	16:20:15.185
7	<b>1:06.203</b>	-	16:21:21.388
8	<b>1:07.465</b>	+1.262	16:22:28.853
9	<b>1:11.407</b>	+5.204	16:23:40.260
10	<b>1:07.005</b>	+0.802	16:24:47.265
Best Tm: 1:06.203			

Lap	Lap Tm	Diff	Time of Day
<b>(72) Willy TOYE</b>			
1	-:--		16:14:41.442
2	<b>1:16.912</b>	+1.868	16:15:58.354
3	<b>1:17.901</b>	+2.857	16:17:16.255
4	<b>1:17.409</b>	+2.365	16:18:33.664
5	<b>1:19.783</b>	+4.739	16:19:53.447
6	<b>1:16.818</b>	+1.774	16:21:10.265
7	<b>1:15.429</b>	+0.385	16:22:25.694
8	<b>1:17.215</b>	+2.171	16:23:42.909
9	<b>1:15.044</b>	-	16:24:57.953
Best Tm: 1:15.044			

Lap	Lap Tm	Diff	Time of Day
<b>(3) Adam BERNARD</b>			
1	-:--		16:14:27.133
2	<b>1:03.240</b>	+1.624	16:15:30.373
3	<b>1:03.288</b>	+1.672	16:16:33.661
4	<b>1:03.684</b>	+2.068	16:17:37.345
5	<b>1:03.166</b>	+1.550	16:18:40.511
6	<b>1:03.372</b>	+1.756	16:19:43.883
7	<b>1:01.616</b>	-	16:20:45.499
8	<b>1:02.576</b>	+0.960	16:21:48.075
Best Tm: 1:01.616			

Lap	Lap Tm	Diff	Time of Day
<b>(3) Adam BERNARD</b>			
1	-:--		16:14:34.892
2	<b>1:06.812</b>	+0.893	16:15:41.704
3	<b>1:06.989</b>	+1.070	16:16:48.693
4	<b>1:06.975</b>	+1.056	16:17:55.668
5	<b>1:05.919</b>	-	16:19:01.587
6	<b>1:06.803</b>	+0.884	16:20:08.390
7	<b>1:09.864</b>	+3.945	16:21:18.254
8	<b>1:16.743</b>	+10.824	16:22:34.997
Best Tm: 1:05.919			

Chief Timekeeper - Ian Sharp

Clerk of the Course Sig.

Weather

Times available on smart-timing.co.uk

Printed: 22/10/2007 19:08:48

Time

Track

Orbits 4

www.amb-it.com

www.mylaps.com

Licensed to: SMART

Page 1/1

Scottish Classic Sports & Saloons

Knockhill 1.280 Miles

Race 15 - Second Race

21/10/2007 15:00

Race (10 Laps)

Competitors	Laps										
	1	2	3	4	5	6	7	8	9	10	
Willy TOYE (72)	1	72	72	72	72	4	72	72	4	4	4
Olly ROSS (2)	2	2	2	4	4	72	4	4	72	87	87
Stan BERNARD (4)	3	4	4	2	2	2	87	87	87	5	5
Kenny ALLEN (31)	4	31	31	87	87	87	2	2	2	2	2
Ian LONGFORD (66)	5	66	87	31	5	5	5	5	5	31	31
Al FLEMING (87)	6	87	5	5	31	31	31	31	31	12	12
Matthew GORDON (5)	7	5	66	66	12	12	12	12	12	66	66
Adam BERNARD (3)	8	3	12	12	66	66	66	66	66	27	27
Tommy GILMARTIN (12)	9	12	3	3	3	3	3	27	27	21	21
Steven SWAN (27)	10	27	27	27	27	27	27	3	21	26	
Jimmy CROW (21)	11	21	21	21	21	21	21	21	3		
Liz SWAN (26)	12	26	26	26	26	26	26	26			

Chief Timekeeper - Ian Sharp

Orbits 4

Clerk of the Course Sig. Time

www.amb-it.com

Weather Track

www.mylaps.com

Times available on smart-timing.co.uk

Licensed to: SMART

Scottish Sports & Saloon Championship

Knockhill 1.280 Miles

Race 15 - Second Race

21/10/2007 15:20

Race (10 Laps)

Pos	No.	Name	Make/Model	CC	Class	Laps	Total Tm	Diff	Avg. Speed	Best Tm	Lap
1	26	Andrew GALLACHER	Ford Focus	2000	SSA	10	8:56.640	-	85.868	51.689	2
2	71	Robert PRITCHARD	Caterham	2000	SSA	10	8:56.992	+0.352	85.811	52.396	8
3	78	David HEADEN	Caterham R400	2296	SSA	10	9:18.989	+22.349	82.434	54.397	4
4	7	Charlie SHAW	Ford Focus	2000T	SSA	10	9:20.906	+24.266	82.153	54.973	3
5	77	Stewart WHYTE	Seat Leon	2000T	SSA	10	9:22.192	+25.552	81.965	55.062	5
6	9	Glynn GEDDIE	Caterham CSR	2300	SB	10	9:24.559	+27.919	81.621	53.924	6
7	99	Warren DUNBAR	Caterham CSR	2300	SSA	10	9:29.504	+32.864	80.912	55.621	3
8	54	Andrew MORRISON	Seat Cupra	1998	SSB	10	9:34.046	+37.406	80.272	55.810	5
9	33	Cameron PURDIE	Westfield	1900	SSD	9	9:02.775	1 Lap	76.407	59.026	4
10	30	Ian SINCLAIR	Westfield	1998	SSD	9	9:08.849	+6.074	75.562	59.261	4
11	17	Phil DRYBURGH	Lotus 340R	1800	SSC	9	9:23.306	+20.531	73.622	1:01.314	2
12	70	Sasha BRUNTON	Ford Escort Cosworth	2000	SSA	9	9:35.851	+33.076	72.019	55.425	5
13	25	Andrew MacKENZIE	Caterham	1600	SSE	9	9:41.812	+39.037	71.281	1:02.694	3

Not classified (80% = 8 Laps)

DNS	16	Colin SIMPSON	Marcos Mantis	4600	SSA	0	-.----	-	-	-.----	0
DNS	21	Peter TADDEI	Ford Fiesta	2100	SSB	0	-.----	-	-	-.----	0
DNS	40	Derek HASTINGS	Ford Escort Cosworth	2000T	SSB	0	-.----	-	-	-.----	0

Announcements

New Track Record (51.689) for SMRC Sports/Sal. (A) by Andrew GALLACHER.

New Track Record (55.810) for SMRC Sports/Sal. (B) by Andrew MORRISON.

Margin of Victory	Avg. Speed	Best Lap Tm	Best Spd	Best Lap by
+0.352	85.868	51.689	89.149	[26] Andrew GALLACHER

Chief Timekeeper - Ian Sharp

Orbits 4

Clerk of the Course Sig. Time

www.amb-it.com

Weather Track

www.mylaps.com

Times available on smart-timing.co.uk

Licensed to: SMART

# SMRC Final Fling

## Scottish Sports & Saloon Championship

Knockhill 1.280 Miles

### Race 15 - Second Race

21/10/2007 15:20

### Race (10 Laps)

Lap	Lap Tm	Diff	Time of Day
<b>(26) Andrew GALLACHER</b>			
1	----		16:38:04.037
2	<b>51.689</b>	-	16:38:55.726
3	<b>54.143</b>	+2.454	16:39:49.869
4	<b>55.798</b>	+4.109	16:40:45.667
5	<b>54.155</b>	+2.466	16:41:39.822
6	<b>53.668</b>	+1.979	16:42:33.490
7	<b>53.030</b>	+1.341	16:43:26.520
8	<b>53.000</b>	+1.311	16:44:19.520
9	<b>52.514</b>	+0.825	16:45:12.034
10	<b>53.245</b>	+1.556	16:46:05.279
<b>Best Tm: 51.689</b>			

Lap	Lap Tm	Diff	Time of Day
<b>(71) Robert PRITCHARD</b>			
1	----		16:38:05.794
2	<b>54.786</b>	+2.390	16:39:00.580
3	<b>53.635</b>	+1.239	16:39:54.215
4	<b>53.661</b>	+1.265	16:40:47.876
5	<b>53.614</b>	+1.218	16:41:41.490
6	<b>52.643</b>	+0.247	16:42:34.133
7	<b>53.687</b>	+1.291	16:43:27.820
8	<b>52.396</b>	-	16:44:20.216
9	<b>52.565</b>	+0.169	16:45:12.781
10	<b>52.850</b>	+0.454	16:46:05.631
<b>Best Tm: 52.396</b>			

Lap	Lap Tm	Diff	Time of Day
<b>(78) David HEADEN</b>			
1	----		16:38:05.741
2	<b>54.948</b>	+0.551	16:39:00.689
3	<b>54.553</b>	+0.156	16:39:55.242
4	<b>54.397</b>	-	16:40:49.639
5	<b>54.816</b>	+0.419	16:41:44.455
6	<b>54.478</b>	+0.081	16:42:38.933
7	<b>55.631</b>	+1.234	16:43:34.564
8	<b>55.909</b>	+1.512	16:44:30.473
9	<b>56.613</b>	+2.216	16:45:27.086
10	<b>1:00.542</b>	+6.145	16:46:27.628
<b>Best Tm: 54.397</b>			

Lap	Lap Tm	Diff	Time of Day
<b>(7) Charlie SHAW</b>			
1	----		16:38:09.286
2	<b>55.176</b>	+0.203	16:39:04.462
3	<b>54.973</b>	-	16:39:59.435
4	<b>55.175</b>	+0.202	16:40:54.610
5	<b>55.007</b>	+0.034	16:41:49.617
6	<b>55.138</b>	+0.165	16:42:44.755
7	<b>57.594</b>	+2.621	16:43:42.349
8	<b>56.404</b>	+1.431	16:44:38.753
9	<b>55.119</b>	+0.146	16:45:33.872
10	<b>55.673</b>	+0.700	16:46:29.545
<b>Best Tm: 54.973</b>			

Lap	Lap Tm	Diff	Time of Day
<b>(77) Stewart WHYTE</b>			
1	----		16:38:10.228
2	<b>55.378</b>	+0.316	16:39:05.606
3	<b>55.326</b>	+0.264	16:40:00.932
4	<b>55.530</b>	+0.468	16:40:56.462
5	<b>55.062</b>	-	16:41:51.524
6	<b>56.196</b>	+1.134	16:42:47.720
7	<b>55.924</b>	+0.862	16:43:43.644
8	<b>55.649</b>	+0.587	16:44:39.293
9	<b>55.868</b>	+0.806	16:45:35.161
10	<b>55.670</b>	+0.608	16:46:30.831
<b>Best Tm: 55.062</b>			

Lap	Lap Tm	Diff	Time of Day
<b>(9) Glynn GEDDIE</b>			
1	----		16:38:07.342
2	<b>54.298</b>	+0.374	16:39:01.640
3	<b>54.677</b>	+0.753	16:39:56.317
4	<b>54.634</b>	+0.710	16:40:50.951
5	<b>54.612</b>	+0.688	16:41:45.563
6	<b>53.924</b>	-	16:42:39.487
7	<b>1:09.311</b>	+15.387	16:43:48.798
8	<b>54.835</b>	+0.911	16:44:43.633
9	<b>55.264</b>	+1.340	16:45:38.897
10	<b>54.301</b>	+0.377	16:46:33.198
<b>Best Tm: 53.924</b>			

Lap	Lap Tm	Diff	Time of Day
<b>(99) Warren DUNBAR</b>			
1	----		16:38:11.395
2	<b>56.442</b>	+0.821	16:39:07.837
3	<b>55.621</b>	-	16:40:03.458
4	<b>55.703</b>	+0.082	16:40:59.161
5	<b>56.411</b>	+0.790	16:41:55.572
6	<b>56.410</b>	+0.789	16:42:51.982
7	<b>57.874</b>	+2.253	16:43:49.856
8	<b>55.871</b>	+0.250	16:44:45.727
9	<b>56.625</b>	+1.004	16:45:42.352
10	<b>55.791</b>	+0.170	16:46:38.143
<b>Best Tm: 55.621</b>			

Lap	Lap Tm	Diff	Time of Day
<b>(54) Andrew MORRISON</b>			
1	----		16:38:12.742
2	<b>57.678</b>	+1.868	16:39:10.420
3	<b>56.435</b>	+0.625	16:40:06.855
4	<b>55.988</b>	+0.178	16:41:02.843
5	<b>55.810</b>	-	16:41:58.653
6	<b>56.363</b>	+0.553	16:42:55.016
7	<b>56.222</b>	+0.412	16:43:51.238
8	<b>58.228</b>	+2.418	16:44:49.466
9	<b>57.046</b>	+1.236	16:45:46.512
10	<b>56.173</b>	+0.363	16:46:42.685
<b>Best Tm: 55.810</b>			

Lap	Lap Tm	Diff	Time of Day
<b>(33) Cameron PURDIE</b>			

Lap	Lap Tm	Diff	Time of Day
<b>(30) Ian SINCLAIR</b>			
1	----		16:38:14.032
2	<b>59.160</b>	+0.134	16:39:13.192
3	<b>59.987</b>	+0.961	16:40:13.179
4	<b>59.026</b>	-	16:41:12.205
5	<b>59.706</b>	+0.680	16:42:11.911
6	<b>59.744</b>	+0.718	16:43:11.655
7	<b>1:00.606</b>	+1.580	16:44:12.261
8	<b>59.444</b>	+0.418	16:45:11.705
9	<b>59.709</b>	+0.683	16:46:11.414
<b>Best Tm: 59.026</b>			

Lap	Lap Tm	Diff	Time of Day
<b>(17) Phil DRYBURGH</b>			
1	----		16:38:14.939
2	<b>59.680</b>	+0.419	16:39:14.619
3	<b>1:00.180</b>	+0.919	16:40:14.799
4	<b>59.261</b>	-	16:41:14.060
5	<b>1:00.497</b>	+1.236	16:42:14.557
6	<b>1:00.366</b>	+1.105	16:43:14.923
7	<b>1:00.683</b>	+1.422	16:44:15.606
8	<b>1:00.450</b>	+1.189	16:45:16.056
9	<b>1:01.432</b>	+2.171	16:46:17.488
<b>Best Tm: 59.261</b>			

Lap	Lap Tm	Diff	Time of Day
<b>(70) Sasha BRUNTON</b>			
1	----		16:38:16.657
2	<b>1:01.314</b>	-	16:39:17.971
3	<b>1:02.179</b>	+0.865	16:40:20.150
4	<b>1:01.553</b>	+0.239	16:41:21.703
5	<b>1:01.476</b>	+0.162	16:42:23.179
6	<b>1:01.846</b>	+0.532	16:43:25.025
7	<b>1:02.342</b>	+1.028	16:44:27.367
8	<b>1:02.919</b>	+1.605	16:45:30.286
9	<b>1:01.659</b>	+0.345	16:46:31.945
<b>Best Tm: 1:01.314</b>			

Lap	Lap Tm	Diff	Time of Day
<b>(70) Sasha BRUNTON</b>			
1	----		16:38:13.020
2	<b>55.957</b>	+0.532	16:39:08.977
3	<b>55.427</b>	+0.002	16:40:04.404
4	<b>55.597</b>	+0.172	16:41:00.001
5	<b>55.425</b>	-	16:41:55.426
6	<b>56.683</b>	+1.258	16:42:52.109
7	<b>55.629</b>	+0.204	16:43:47.738
8	<b>1:24.323</b>	+28.898	16:45:12.061
9	<b>1:32.429</b>	+37.004	16:46:44.490
<b>Best Tm: 55.425</b>			

Lap	Lap Tm	Diff	Time of Day
<b>(25) Andrew MacKENZIE</b>			
1	----		16:38:18.273
2	<b>1:03.254</b>	+0.560	16:39:21.527
3	<b>1:02.694</b>	-	16:40:24.221
4	<b>1:03.483</b>	+0.789	16:41:27.704

Chief Timekeeper - Ian Sharp

Clerk of the Course Sig.

Weather

Times available on smart-timing.co.uk

Printed: 22/10/2007 19:18:25

Time

Track

Orbits 4

www.amb-it.com

www.mylaps.com

Licensed to: SMART



SMRC Final Fling

Scottish Sports & Saloon Championship

Knockhill 1.280 Miles

Race 15 - Second Race

21/10/2007 15:20

Race (10 Laps)

Lap	Lap Tm	Diff	Time of Day
5	1:04.036	+1.342	16:42:31.740
6	1:05.183	+2.489	16:43:36.923
7	1:04.932	+2.238	16:44:41.855
8	1:04.806	+2.112	16:45:46.661
9	1:03.790	+1.096	16:46:50.451

Best Tm: 1:02.694

(16) Colin SIMPSON

Best Tm: ----

(21) Peter TADDEI

Best Tm: ----

(40) Derek HASTINGS

Best Tm: ----

Lap Lap Tm Diff Time of Day

Lap Lap Tm Diff Time of Day

Chief Timekeeper - Ian Sharp

Orbits 4

Clerk of the Course Sig.

Time

www.amb-it.com

Weather

Track

www.mylaps.com

Times available on smart-timing.co.uk

Licensed to: SMART

Scottish Sports & Saloon Championship

Knockhill 1.280 Miles

Race 15 - Second Race

21/10/2007 15:20

Race (10 Laps)

Competitors	Laps									
	1	2	3	4	5	6	7	8	9	10
Andrew GALLACHER (26)	1	26	26	26	26	26	26	26	26	26
David HEADEN (78)	2	78	71	71	71	71	71	71	71	71
Robert PRITCHARD (71)	3	71	78	78	78	78	78	78	78	78
Glynn GEDDIE (9)	4	9	9	9	9	9	7	7	7	7
Charlie SHAW (7)	5	7	7	7	7	7	77	77	77	77
Stewart WHYTE (77)	6	77	77	77	77	77	70	9	9	9
Warren DUNBAR (99)	7	99	99	99	99	70	99	9	99	99
Andrew MORRISON (54)	8	54	70	70	70	99	70	99	54	54
Sasha BRUNTON (70)	9	70	54	54	54	54	54	33	33	
Cameron PURDIE (33)	10	33	33	33	33	33	33	70	30	
Ian SINCLAIR (30)	11	30	30	30	30	30	30	30	17	
Phil DRYBURGH (17)	12	17	17	17	17	17	17	17	70	
Andrew MacKENZIE (25)	13	25	25	25	25	25	25	25	25	
-	14									
-	15									
-	16									

## Scottish Legends Championship

Knockhill 1.280 Miles

## Race 17 - B Final

21/10/2007 16:00

## Race (10 Laps)

Pos	No.	Name	Make/Model	CC	Class	Laps	Total Tm	Diff	Avg. Speed	Best Tm	Lap
1	50	Dave NEWSHAM	Ford Coupe	1250	L	10	10:23.669	-	73.885	1:00.267	4
2	22	Benjamin MASON	Ford Sedan	1250	L	10	10:23.890	+0.221	73.859	1:01.008	9
3	68	Carol BROWN	Ford Sedan	1200	L	10	10:27.145	+3.476	73.476	1:01.220	6
4	70	David THORBURN	34 Ford Coupe	1200	L	10	10:32.625	+8.956	72.839	1:01.532	3
5	88	Jason OGG	34 Chevy Coupe	1250	L	10	10:33.902	+10.233	72.693	1:02.018	7
6	69	Gerard McCOSH	Ford Coupe	1250	L	10	10:33.975	+10.306	72.684	1:01.211	3
7	37	Rory BRYANT	Ford Sedan	1250	LS	10	10:35.685	+12.016	72.489	1:01.869	9
8	23	Alistair GAULD	Legend	1200	L	10	10:40.568	+16.899	71.936	1:02.335	5
9	44	Mark SPIERS	Ford Sedan	1250	L	10	10:44.919	+21.250	71.451	1:03.326	3
10	6	Ross MARSHALL	Legend	1250	L	10	10:45.723	+22.054	71.362	1:01.906	10
11	46	Colin ATKINSON	Legend	1200	L	10	10:47.491	+23.822	71.167	1:03.174	3
12	90	Mark LEES	Dodge Coupe	1250	L	10	10:47.850	+24.181	71.128	1:03.033	8
13	80	Steve COULL	Legend	1200	L	10	10:48.149	+24.480	71.095	1:02.375	5
14	18	Richard CROZIER	Legend	1250	L	10	10:59.557	+35.888	69.865	1:03.696	9
15	25	Chris HYNDS	34 Chevy	1250	L	10	11:02.371	+38.702	69.568	1:03.977	9
16	28	Scott HYNDS	Legend	1250	L	10	11:03.055	+39.386	69.496	1:03.303	9
17	10	Frank OGG	Legend	1250	L	10	11:03.131	+39.462	69.488	1:04.131	9
18	42	James WILLIS	Chevy	1250	L	10	11:04.030	+40.361	69.394	1:03.105	9
19	27	Murray FORD	Ford Sedan	1250	L	10	11:06.232	+42.563	69.165	1:03.797	7
20	60	Michael HOGG	37 Ford Sedan	1250	LS	10	11:10.840	+47.171	68.690	1:04.952	7
21	99	Sandford IMRIE	Ford Sedan	1250	L	9	10:24.745	1 Lap	66.382	1:04.417	7

Margin of Victory	Avg. Speed	Best Lap Tm	Best Spd	Best Lap by
+0.221	73.885	1:00.267	76.460	[50] Dave NEWSHAM

Chief Timekeeper - Ian Sharp

Orbits 4

Clerk of the Course Sig. Time

www.amb-it.com

Weather Track

www.mylaps.com

Times available on smart-timing.co.uk

Licensed to: SMART

# SMRC Final Fling


## Scottish Legends Championship

### Race 17 - B Final

#### Race (10 Laps)

Knockhill 1.280 Miles

21/10/2007 16:00



Lap	Lap Tm	Diff	Time of Day
<b>(50) Dave NEWSHAM</b>			
1	<b>1:08.813</b>	+8.546	16:55:02.468
2	<b>1:01.335</b>	+1.068	16:56:03.803
3	<b>1:01.043</b>	+0.776	16:57:04.846
4	<b>1:00.267</b>	-	16:58:05.113
5	<b>1:01.696</b>	+1.429	16:59:06.809
6	<b>1:01.194</b>	+0.927	17:00:08.003
7	<b>1:03.017</b>	+2.750	17:01:11.020
8	<b>1:00.451</b>	+0.184	17:02:11.471
9	<b>1:00.563</b>	+0.296	17:03:12.034
10	<b>1:00.962</b>	+0.695	17:04:12.996
<b>Best Tm: 1:00.267</b>			

Lap	Lap Tm	Diff	Time of Day
<b>(22) Benjamin MASON</b>			
1	<b>1:08.421</b>	+7.413	16:55:01.350
2	<b>1:01.510</b>	+0.502	16:56:02.860
3	<b>1:01.046</b>	+0.038	16:57:03.906
4	<b>1:01.215</b>	+0.207	16:58:05.121
5	<b>1:01.591</b>	+0.583	16:59:06.712
6	<b>1:01.375</b>	+0.367	17:00:08.087
7	<b>1:01.402</b>	+0.394	17:01:09.489
8	<b>1:01.283</b>	+0.275	17:02:10.772
9	<b>1:01.008</b>	-	17:03:11.780
10	<b>1:01.437</b>	+0.429	17:04:13.217
<b>Best Tm: 1:01.008</b>			

Lap	Lap Tm	Diff	Time of Day
<b>(68) Carol BROWN</b>			
1	<b>1:09.747</b>	+8.527	16:55:02.299
2	<b>1:01.678</b>	+0.458	16:56:03.977
3	<b>1:02.136</b>	+0.916	16:57:06.113
4	<b>1:01.314</b>	+0.094	16:58:07.427
5	<b>1:01.297</b>	+0.077	16:59:08.724
6	<b>1:01.220</b>	-	17:00:09.944
7	<b>1:01.945</b>	+0.725	17:01:11.889
8	<b>1:01.451</b>	+0.231	17:02:13.340
9	<b>1:01.495</b>	+0.275	17:03:14.835
10	<b>1:01.637</b>	+0.417	17:04:16.472
<b>Best Tm: 1:01.220</b>			

Lap	Lap Tm	Diff	Time of Day
<b>(70) David THORBURN</b>			
1	<b>1:10.507</b>	+8.975	16:55:03.047
2	<b>1:02.640</b>	+1.108	16:56:05.687
3	<b>1:01.532</b>	-	16:57:07.219
4	<b>1:02.516</b>	+0.984	16:58:09.735
5	<b>1:01.986</b>	+0.454	16:59:11.721
6	<b>1:01.606</b>	+0.074	17:00:13.327
7	<b>1:02.423</b>	+0.891	17:01:15.750
8	<b>1:02.084</b>	+0.552	17:02:17.834
9	<b>1:01.916</b>	+0.384	17:03:19.750
10	<b>1:02.202</b>	+0.670	17:04:21.952
<b>Best Tm: 1:01.532</b>			

Lap	Lap Tm	Diff	Time of Day
<b>(88) Jason OGG</b>			
1	<b>1:09.349</b>	+7.331	16:55:00.623
2	<b>1:03.085</b>	+1.067	16:56:03.708
3	<b>1:02.591</b>	+0.573	16:57:06.299
4	<b>1:02.550</b>	+0.532	16:58:08.849
5	<b>1:02.487</b>	+0.469	16:59:11.336
6	<b>1:02.841</b>	+0.823	17:00:14.177
7	<b>1:02.018</b>	-	17:01:16.195
8	<b>1:02.446</b>	+0.428	17:02:18.641
9	<b>1:02.431</b>	+0.413	17:03:21.072
10	<b>1:02.157</b>	+0.139	17:04:23.229
<b>Best Tm: 1:02.018</b>			

Lap	Lap Tm	Diff	Time of Day
<b>(69) Gerard McCOSH</b>			
1	<b>1:10.337</b>	+9.126	16:55:03.418
2	<b>1:03.438</b>	+2.227	16:56:06.856
3	<b>1:01.211</b>	-	16:57:08.067
4	<b>1:02.672</b>	+1.461	16:58:10.739
5	<b>1:02.634</b>	+1.423	16:59:13.373
6	<b>1:02.015</b>	+0.804	17:00:15.388
7	<b>1:02.584</b>	+1.373	17:01:17.972
8	<b>1:02.097</b>	+0.886	17:02:20.069
9	<b>1:01.678</b>	+0.467	17:03:21.747
10	<b>1:01.555</b>	+0.344	17:04:23.302
<b>Best Tm: 1:01.211</b>			

Lap	Lap Tm	Diff	Time of Day
<b>(37) Rory BRYANT</b>			
1	<b>1:10.181</b>	+8.312	16:55:02.144
2	<b>1:02.879</b>	+1.010	16:56:05.023
3	<b>1:02.461</b>	+0.592	16:57:07.484
4	<b>1:03.098</b>	+1.229	16:58:10.582
5	<b>1:02.991</b>	+1.122	16:59:13.573
6	<b>1:02.195</b>	+0.326	17:00:15.768
7	<b>1:02.697</b>	+0.828	17:01:18.465
8	<b>1:02.287</b>	+0.418	17:02:20.752
9	<b>1:01.869</b>	-	17:03:22.621
10	<b>1:02.391</b>	+0.522	17:04:25.012
<b>Best Tm: 1:01.869</b>			

Lap	Lap Tm	Diff	Time of Day
<b>(23) Alistair GAULD</b>			
1	<b>1:09.581</b>	+7.246	16:55:01.149
2	<b>1:02.549</b>	+0.214	16:56:03.698
3	<b>1:03.222</b>	+0.887	16:57:06.920
4	<b>1:03.619</b>	+1.284	16:58:10.539
5	<b>1:02.335</b>	-	16:59:12.874
6	<b>1:02.435</b>	+0.100	17:00:15.309
7	<b>1:02.839</b>	+0.504	17:01:18.148
8	<b>1:05.863</b>	+3.528	17:02:24.011
9	<b>1:02.738</b>	+0.403	17:03:26.749
10	<b>1:03.146</b>	+0.811	17:04:29.895
<b>Best Tm: 1:02.335</b>			

Lap	Lap Tm	Diff	Time of Day
<b>(44) Mark SPIERS</b>			

Lap	Lap Tm	Diff	Time of Day
1	<b>1:08.719</b>	+5.393	16:54:59.361
2	<b>1:03.630</b>	+0.304	16:56:02.991
3	<b>1:03.326</b>	-	16:57:06.317
4	<b>1:03.738</b>	+0.412	16:58:10.055
5	<b>1:05.164</b>	+1.838	16:59:15.219
6	<b>1:03.374</b>	+0.048	17:00:18.593
7	<b>1:04.010</b>	+0.684	17:01:22.603
8	<b>1:03.937</b>	+0.611	17:02:26.540
9	<b>1:03.741</b>	+0.415	17:03:30.281
10	<b>1:03.965</b>	+0.639	17:04:34.246
<b>Best Tm: 1:03.326</b>			

Lap	Lap Tm	Diff	Time of Day
<b>(6) Ross MARSHALL</b>			
1	<b>1:10.942</b>	+9.036	16:55:06.074
2	<b>1:06.315</b>	+4.409	16:56:12.389
3	<b>1:03.375</b>	+1.469	16:57:15.764
4	<b>1:03.324</b>	+1.418	16:58:19.088
5	<b>1:02.527</b>	+0.621	16:59:21.615
6	<b>1:02.411</b>	+0.505	17:00:24.026
7	<b>1:02.278</b>	+0.372	17:01:26.304
8	<b>1:03.923</b>	+2.017	17:02:30.227
9	<b>1:02.917</b>	+1.011	17:03:33.144
10	<b>1:01.906</b>	-	17:04:35.050
<b>Best Tm: 1:01.906</b>			

Lap	Lap Tm	Diff	Time of Day
<b>(46) Colin ATKINSON</b>			
1	<b>1:11.153</b>	+7.979	16:55:03.208
2	<b>1:03.468</b>	+0.294	16:56:06.676
3	<b>1:03.174</b>	-	16:57:09.850
4	<b>1:03.583</b>	+0.409	16:58:13.433
5	<b>1:03.324</b>	+0.150	16:59:16.757
6	<b>1:04.791</b>	+1.617	17:00:21.548
7	<b>1:03.459</b>	+0.285	17:01:25.007
8	<b>1:03.766</b>	+0.592	17:02:28.773
9	<b>1:04.249</b>	+1.075	17:03:33.022
10	<b>1:03.796</b>	+0.622	17:04:36.818
<b>Best Tm: 1:03.174</b>			

Lap	Lap Tm	Diff	Time of Day
<b>(90) Mark LEES</b>			
1	<b>1:11.312</b>	+8.279	16:55:02.435
2	<b>1:04.724</b>	+1.691	16:56:07.159
3	<b>1:03.780</b>	+0.747	16:57:10.939
4	<b>1:04.092</b>	+1.059	16:58:15.031
5	<b>1:03.676</b>	+0.643	16:59:18.707
6	<b>1:03.800</b>	+0.767	17:00:22.507
7	<b>1:03.604</b>	+0.571	17:01:26.111
8	<b>1:03.033</b>	-	17:02:29.144
9	<b>1:04.537</b>	+1.504	17:03:33.681
10	<b>1:03.496</b>	+0.463	17:04:37.177
<b>Best Tm: 1:03.033</b>			

Lap	Lap Tm	Diff	Time of Day
<b>(80) Steve COULL</b>			

Chief Timekeeper - Ian Sharp

Clerk of the Course Sig. Time

Weather Track

Times available on smart-timing.co.uk

Printed: 22/10/2007 19:14:51

Orbits 4

www.amb-it.com

www.mylaps.com

Licensed to: SMART

# SMRC Final Fling

## Scottish Legends Championship

Knockhill 1.280 Miles

### Race 17 - B Final

21/10/2007 16:00

### Race (10 Laps)

Lap	Lap Tm	Diff	Time of Day
1	1:12.150	+9.775	16:55:03.790
2	1:03.991	+1.616	16:56:07.781
3	1:03.627	+1.252	16:57:11.408
4	1:03.370	+0.995	16:58:14.778
5	1:02.375	-	16:59:17.153
6	1:05.154	+2.779	17:00:22.307
7	1:03.605	+1.230	17:01:25.912
8	1:04.238	+1.863	17:02:30.150
9	1:03.993	+1.618	17:03:34.143
10	1:03.333	+0.958	17:04:37.476

Best Tm: 1:02.375

#### (18) Richard CROZIER

1	1:11.374	+7.678	16:55:06.530
2	1:06.560	+2.864	16:56:13.090
3	1:04.678	+0.982	16:57:17.768
4	1:06.280	+2.584	16:58:24.048
5	1:04.742	+1.046	16:59:28.790
6	1:04.034	+0.338	17:00:32.824
7	1:04.393	+0.697	17:01:37.217
8	1:04.123	+0.427	17:02:41.340
9	1:03.696	-	17:03:45.036
10	1:03.848	+0.152	17:04:48.884

Best Tm: 1:03.696

#### (25) Chris HYNDS

1	1:10.423	+6.446	16:55:04.416
2	1:05.842	+1.865	16:56:10.258
3	1:05.477	+1.500	16:57:15.735
4	1:07.439	+3.462	16:58:23.174
5	1:05.507	+1.530	16:59:28.681
6	1:05.023	+1.046	17:00:33.704
7	1:04.755	+0.778	17:01:38.459
8	1:05.126	+1.149	17:02:43.585
9	1:03.977	-	17:03:47.562
10	1:04.136	+0.159	17:04:51.698

Best Tm: 1:03.977

#### (28) Scott HYNDS

1	1:11.310	+8.007	16:55:05.960
2	1:06.731	+3.428	16:56:12.691
3	1:04.587	+1.284	16:57:17.278
4	1:06.181	+2.878	16:58:23.459
5	1:06.300	+2.997	16:59:29.759
6	1:05.596	+2.293	17:00:35.355
7	1:03.716	+0.413	17:01:39.071
8	1:06.083	+2.780	17:02:45.154
9	1:03.303	-	17:03:48.457
10	1:03.925	+0.622	17:04:52.382

Best Tm: 1:03.303

#### (10) Frank OGG

1	1:11.266	+7.135	16:55:05.586
---	----------	--------	--------------

Lap	Lap Tm	Diff	Time of Day
2	1:06.375	+2.244	16:56:11.961
3	1:05.301	+1.170	16:57:17.262
4	1:07.087	+2.956	16:58:24.349
5	1:04.591	+0.460	16:59:28.940
6	1:05.447	+1.316	17:00:34.387
7	1:04.310	+0.179	17:01:38.697
8	1:04.973	+0.842	17:02:43.670
9	1:04.131	-	17:03:47.801
10	1:04.657	+0.526	17:04:52.458

Best Tm: 1:04.131

#### (42) James WILLIS

1	1:10.864	+7.759	16:55:05.141
2	1:06.344	+3.239	16:56:11.485
3	1:04.122	+1.017	16:57:15.607
4	1:17.032	+13.927	16:58:32.639
5	1:03.452	+0.347	16:59:36.091
6	1:03.189	+0.084	17:00:39.280
7	1:03.151	+0.046	17:01:42.431
8	1:03.513	+0.408	17:02:45.944
9	1:03.105	-	17:03:49.049
10	1:04.308	+1.203	17:04:53.357

Best Tm: 1:03.105

#### (27) Murray FORD

1	1:11.408	+7.611	16:55:04.930
2	1:08.063	+4.266	16:56:12.993
3	1:09.359	+5.562	16:57:22.352
4	1:05.130	+1.333	16:58:27.482
5	1:04.421	+0.624	16:59:31.903
6	1:05.203	+1.406	17:00:37.106
7	1:03.797	-	17:01:40.903
8	1:04.794	+0.997	17:02:45.697
9	1:05.132	+1.335	17:03:50.829
10	1:04.730	+0.933	17:04:55.559

Best Tm: 1:03.797

#### (60) Michael HOGG

1	1:11.730	+6.778	16:55:02.234
2	1:08.426	+3.474	16:56:10.660
3	1:05.806	+0.854	16:57:16.466
4	1:07.352	+2.400	16:58:23.818
5	1:06.929	+1.977	16:59:30.747
6	1:07.169	+2.217	17:00:37.916
7	1:04.952	-	17:01:42.868
8	1:06.571	+1.619	17:02:49.439
9	1:05.294	+0.342	17:03:54.733
10	1:05.434	+0.482	17:05:00.167

Best Tm: 1:04.952

#### (99) Sandford IMRIE

1	1:13.704	+9.287	16:55:07.624
2	1:05.867	+1.450	16:56:13.491

Lap	Lap Tm	Diff	Time of Day
3	1:05.466	+1.049	16:57:18.957
4	1:05.994	+1.577	16:58:24.951
5	1:06.156	+1.739	16:59:31.107
6	1:05.234	+0.817	17:00:36.341
7	1:04.417	-	17:01:40.758
8	1:19.165	+14.748	17:02:59.923
9	1:14.149	+9.732	17:04:14.072

Best Tm: 1:04.417

Chief Timekeeper - Ian Sharp

Orbits 4

Clerk of the Course Sig.

Time

www.amb-it.com

Weather

Track

www.mylaps.com

Times available on smart-timing.co.uk

Licensed to: SMART

Scottish Legends Championship

Knockhill 1.280 Miles

Race 17 - B Final

21/10/2007 16:00

Race (10 Laps)

Competitors	Laps											
	0	1	2	3	4	5	6	7	8	9	10	
Michael HOGG (60)	1	60	44	22	22	50	22	50	22	22	22	50
Mark SPIERS (44)	2	44	88	44	50	22	50	22	50	50	50	22
Mark LEES (90)	3	90	23	23	68	68	68	68	68	68	68	68
Jason OGG (88)	4	88	22	88	88	88	88	70	70	70	70	70
Alistair GAULD (23)	5	23	37	50	44	70	70	88	88	88	88	88
Steve COULL (80)	6	80	60	68	23	44	23	23	69	69	69	69
Rory BRYANT (37)	7	37	68	37	70	23	69	69	23	37	37	37
Colin ATKINSON (46)	8	46	90	70	37	37	37	37	23	23	23	23
David THORBURN (70)	9	70	50	46	69	69	44	44	44	44	44	44
Carol BROWN (68)	10	68	70	69	46	46	46	46	46	46	46	6
Benjamin MASON (22)	11	22	46	90	90	80	80	80	80	90	6	46
Gerard McCOSH (69)	12	69	69	80	80	90	90	90	90	80	90	90
Murray FORD (27)	13	27	80	25	42	6	6	6	6	6	80	80
Dave NEWSHAM (50)	14	50	25	60	25	25	25	18	18	18	18	18
Sandford IMRIE (99)	15	99	27	42	6	28	18	25	25	25	25	25
Chris HYNDS (25)	16	25	42	10	60	60	10	10	10	10	10	28
James WILLIS (42)	17	42	10	6	10	18	28	28	28	28	28	10
Frank OGG (10)	18	10	28	28	28	10	60	99	99	27	42	42
Scott HYNDS (28)	19	28	6	27	18	99	99	27	27	42	27	27
Ross MARSHALL (6)	20	6	18	18	99	27	27	60	42	60	60	60
Richard CROZIER (18)	21	18	99	99	27	42	42	42	60	99	99	