

Knockhill

24th June 2007



S.M.A.R.T.

Scottish Motorsports Automatic Race Timing

Ravenslea, Melrose Road, Galashiels, TD1 2AT

Telephone : 01896 – 752447

SMRC Race Meeting**Sorted on Best Lap time**

Scottish Classic Sports & Saloons

Knockhill 1.280 Miles

Practice 1

24/06/2007 08:30

Practice

Pos	No.	Name	Make/Model	CC	Class Co	Laps	Best Tm	Diff	In Lap	2nd Best
1	2	Oilly ROSS	Lotus Europa	1600	CSSB	7	1:08.547	-	5	1:08.984
2	22	Jim GRANT	Lotus Elan	1600	CSSB	7	1:12.842	+4.295	6	1:12.851
3	30	Michael CONNON	Lotus Sunbeam	1558	CSSC	7	1:13.137	+4.590	4	1:14.293
4	87	Al FLEMING	Lotus Elan	1558	CSSB	7	1:13.691	+5.144	5	1:13.961
5	3	Stan BERNARD	Porsche 911	2687	CSSC	7	1:13.797	+5.250	7	1:14.597
6	12	Tommy GILMARTIN	BMW 2002	2000	CSSC	6	1:14.952	+6.405	6	1:16.752
7	15	Donald LAIRD	Lotus Elan	1558	CSSB	6	1:16.714	+8.167	3	1:19.409
8	11	Ian MORTON	MG Midget	1380	CSSA	6	1:19.485	+10.938	5	1:19.613
9	10	Andy WALKER	Ford Escort	1600	CSSB	6	1:20.353	+11.806	5	1:20.533
10	26	Liz SWAN	Renault 8	1397	CSSA	5	1:20.829	+12.282	5	1:21.563
11	6	George LEITCH	Mini Ogle	1300	CSSA	4	1:21.018	+12.471	3	1:24.170
12	14	Tim REID	Alfa Romeo Guiletta	1598	CSSB	6	1:21.231	+12.684	6	1:22.626
13	17	Andrew SWANSTON	Ford Escort RS	1600	CSSB	5	1:25.613	+17.066	5	1:27.029

Not classified

DNS	5	Matthew GORDON	Porsche 911	2700	CSSC	0	-.---	-	0	-.---
-----	---	----------------	-------------	------	------	---	-------	---	---	-------

Announcements

Car number 26: No working transponder. Please fix before race.

Car number 5 added to back of grid.

Printed: 24/06/2007 14:01:34

Scottish Motorsport Automatic Race Timing (SMART)

Chief Timekeeper - Ian Sharp

Orbits 3

Clerk of the Course

www.amb-it.com

Sig.

Time

www.mylaps.com

SMRC Race Meeting

Scottish Classic Sports & Saloons

Knockhill 1.280 Miles

Practice 1

24/06/2007 08:30

Practice

Lap	Lap Tm	Diff	Time of Day
(2) Oilly ROSS			
1	-:--		8:34:31.925
2	1:11.324	+2.777	8:35:43.249
3	1:11.420	+2.873	8:36:54.669
4	1:10.401	+1.854	8:38:05.070
5	1:08.547	-	8:39:13.617
6	1:10.904	+2.357	8:40:24.521
7	1:08.984	+0.437	8:41:33.505
Best Tm: 1:08.547			

Lap	Lap Tm	Diff	Time of Day
(22) Jim GRANT			
1	-:--		8:34:52.681
2	1:19.228	+6.386	8:36:11.909
3	1:17.268	+4.426	8:37:29.177
4	1:14.207	+1.365	8:38:43.384
5	1:12.851	+0.009	8:39:56.235
6	1:12.842	-	8:41:09.077
7	1:13.630	+0.788	8:42:22.707
Best Tm: 1:12.842			

Lap	Lap Tm	Diff	Time of Day
(30) Michael CONNON			
1	-:--		8:34:40.723
2	1:15.643	+2.506	8:35:56.366
3	1:14.293	+1.156	8:37:10.659
4	1:13.137	-	8:38:23.796
5	1:14.371	+1.234	8:39:38.167
6	1:17.059	+3.922	8:40:55.226
7	1:17.242	+4.105	8:42:12.468
Best Tm: 1:13.137			

Lap	Lap Tm	Diff	Time of Day
(87) Al FLEMING			
1	-:--		8:34:48.390
2	1:15.368	+1.677	8:36:03.758
3	1:14.462	+0.771	8:37:18.220
4	1:13.961	+0.270	8:38:32.181
5	1:13.691	-	8:39:45.872
6	1:15.491	+1.800	8:41:01.363
7	1:16.642	+2.951	8:42:18.005
Best Tm: 1:13.691			

Lap	Lap Tm	Diff	Time of Day
(3) Stan BERNARD			
1	-:--		8:34:36.758
2	1:15.299	+1.502	8:35:52.057
3	1:14.989	+1.192	8:37:07.046
4	1:14.597	+0.800	8:38:21.643
5	1:15.112	+1.315	8:39:36.755
6	1:15.692	+1.895	8:40:52.447
7	1:13.797	-	8:42:06.244
Best Tm: 1:13.797			

Lap	Lap Tm	Diff	Time of Day
(12) Tommy GILMARTIN			
1	-:--		8:34:59.713
2	1:22.885	+7.933	8:36:22.598
3	1:17.093	+2.141	8:37:39.691

Lap	Lap Tm	Diff	Time of Day
4	1:16.868	+1.916	8:38:56.559
5	1:16.752	+1.800	8:40:13.311
6	1:14.952	-	8:41:28.263
Best Tm: 1:14.952			

Lap	Lap Tm	Diff	Time of Day
(15) Donald LAIRD			
1	-:--		8:34:55.329
2	1:25.208	+8.494	8:36:20.537
3	1:16.714	-	8:37:37.251
4	1:20.340	+3.626	8:38:57.591
5	1:19.409	+2.695	8:40:17.000
6	1:20.781	+4.067	8:41:37.781
Best Tm: 1:16.714			

Lap	Lap Tm	Diff	Time of Day
(11) Ian MORTON			
1	-:--		8:35:01.248
2	1:23.444	+3.959	8:36:24.692
3	1:24.582	+5.097	8:37:49.274
4	1:20.352	+0.867	8:39:09.626
5	1:19.485	-	8:40:29.111
6	1:19.613	+0.128	8:41:48.724
Best Tm: 1:19.485			

Lap	Lap Tm	Diff	Time of Day
(10) Andy WALKER			
1	-:--		8:35:35.424
2	1:23.002	+2.649	8:36:58.426
3	1:21.291	+0.938	8:38:19.717
4	1:20.533	+0.180	8:39:40.250
5	1:20.353	-	8:41:00.603
6	1:22.242	+1.889	8:42:22.845
Best Tm: 1:20.353			

Lap	Lap Tm	Diff	Time of Day
(26) Liz SWAN			
1	-:--		8:36:10.031
2	1:22.530	+1.701	8:37:32.561
3	1:21.704	+0.875	8:38:54.265
4	1:21.563	+0.734	8:40:15.828
5	1:20.829	-	8:41:36.657
Best Tm: 1:20.829			

Lap	Lap Tm	Diff	Time of Day
(6) George LEITCH			
1	-:--		8:34:48.723
2	1:25.922	+4.904	8:36:14.645
3	1:21.018	-	8:37:35.663
4	1:24.170	+3.152	8:38:59.833
Best Tm: 1:21.018			

Lap	Lap Tm	Diff	Time of Day
(14) Tim REID			
1	-:--		8:34:54.787
2	1:29.393	+8.162	8:36:24.180
3	1:26.264	+5.033	8:37:50.444
4	1:23.585	+2.354	8:39:14.029
5	1:22.626	+1.395	8:40:36.655
6	1:21.231	-	8:41:57.886

Lap	Lap Tm	Diff	Time of Day
Best Tm: 1:21.231			
(17) Andrew SWANSTON			
1	-:--		8:36:39.230
2	1:27.889	+2.276	8:38:07.119
3	1:27.029	+1.416	8:39:34.148
4	1:30.078	+4.465	8:41:04.226
5	1:25.613	-	8:42:29.839
Best Tm: 1:25.613			

Lap	Lap Tm	Diff	Time of Day
(5) Matthew GORDON			
Best Tm: -:--			

SMRC Race Meeting


Scottish Classic Sports & Saloons

Knockhill 1.280 Miles

Race 1 - First Race

24/06/2007 10:30

Race (10 Laps)



2
[22] Jim GRANT
[1:12.842]
4
[87] Al FLEMING
[1:13.691]
6
[12] Tommy GILMARTIN
[1:14.952]
8
[11] Ian MORTON
[1:19.485]
10
[26] Liz SWAN
[1:20.829]
12
[14] Tim REID
[1:21.231]
14
[5] Matthew GORDON
[-:--]

1
[2] Olly ROSS
[1:08.547]
3
[30] Michael CONNOR
[1:13.137]
5
[3] Stan BERNARD
[1:13.797]
7
[15] Donald LAIRD
[1:16.714]
9
[10] Andy WALKER
[1:20.353]
11
[6] George LEITCH
[1:21.018]
13
[17] Andrew SWANSTON
[1:25.613]
15
[]

1
2
3
4
5
6
7
8

SMRC Race Meeting

Sorted on Best Lap time

Scottish Sports & Saloon Championship

Knockhill 1.280 Miles

Practice 2

24/06/2007 08:45

Practice

Pos	No.	Name	Make/Model	CC	Class Co	Laps	Best Tm	Diff	In Lap	2nd Best
1	26	Andrew GALLACHER	Ford Fiesta	2000	SSA	7	58.902	-	5	1:00.200
2	16	Colin SIMPSON	Marcos Mantis	4600	SSA	8	1:00.087	+1.185	2	1:00.129
3	71	Robert PRITCHARD	Caterham	2000	SSA	8	1:01.030	+2.128	6	1:01.593
4	7	Charlie SHAW	Ford Focus	2000T	SSA	7	1:01.939	+3.037	2	1:02.143
5	9	Harry SIMPSON	Caterham	1600	SSA	8	1:02.182	+3.280	2	1:02.463
6	56	Tommy DREELAN	Porsche 997	3600	SSA	8	1:02.361	+3.459	4	1:04.778
7	10	Bob LYONS	Caterham	1800	SSA	8	1:03.761	+4.859	5	1:04.291
8	78	David HEADEN	Caterham R400	2296	SSA	6	1:06.091	+7.189	4	1:07.197
9	40	Derek HASTINGS	Ford Escort Coswort	2000T	SSB	5	1:06.425	+7.523	2	1:08.706
10	80	Peter FRITH	Caterham	1600	SSD	7	1:06.975	+8.073	5	1:07.496
11	44	Mike CUTT	BMW M3	2996	SSB	8	1:07.514	+8.612	2	1:07.611
12	1	Duncan MARSHALL	Sylva Phoenix	1000	SSD	4	1:08.717	+9.815	3	1:13.609
13	52	Ian HEPBURN	Westfield Seight	4800	SSA	6	1:08.961	+10.059	6	1:10.174
14	23	Tim EVANS	Sylva Phoenix	1000	SSD	3	1:09.486	+10.584	2	1:09.829
15	53	Brian SMITH	Sylva Phoenix	1800	SSD	7	1:09.776	+10.874	7	1:10.189
16	54	Andrew MORRISON	Seat Cupra	1998	SSB	6	1:10.548	+11.646	3	1:11.065
17	63	Linda WHITE	Caterham CSR	2300	SSA	6	1:10.800	+11.898	4	1:14.715
18	30	Ian SINCLAIR	Westfield	1998	SSD	5	1:10.896	+11.994	3	1:12.445
19	47	Barry SMITH	Caterham	1800	SSD	7	1:12.556	+13.654	5	1:13.352
20	25	Andrew MacKENZIE	Caterham	1600	SSE	6	1:13.243	+14.341	4	1:14.472
21	3	John NATHAN	Ford Escort MK2	2000	SSC	7	1:13.918	+15.016	3	1:14.534
22	29	Kenny YOUNG	Caterham 7	1588	SSE	6	1:14.017	+15.115	4	1:16.172
23	92	Mike SIDGWICK	Morgan	5000	SSA	6	1:14.174	+15.272	4	1:15.093
24	28	Peter ISHERWOOD	Sylva Phoenix	919	SSD	4	1:19.398	+20.496	4	1:19.816
25	28	Sam ARRENBURG	Fisher Fury	919	SSD	2	1:21.590	+22.688	2	----
26	21	Peter TADDEI	Ford Fiesta	2100	SSB	4	1:25.792	+26.890	3	1:26.939

Printed: 24/06/2007 14:03:31

Scottish Motorsport Automatic Race Timing (SMART)

Chief Timekeeper - Ian Sharp

Orbits 3

Clerk of the Course

www.amb-it.com

Sig.

Time

www.mylaps.com

SMRC Race Meeting

Scottish Sports & Saloon Championship

Knockhill 1.280 Miles

Practice 2

24/06/2007 08:45

Practice

Lap	Lap Tm	Diff	Time of Day
(26) Andrew GALLACHER			
1	-:--		8:47:32.577
2	1:01.092	+2.190	8:48:33.669
3	1:01.452	+2.550	8:49:35.121
4	1:00.200	+1.298	8:50:35.321
5	58.902	-	8:51:34.223
6	1:05.950	+7.048	8:52:40.173
7	1:15.762	+16.860	8:53:55.935
Best Tm: 58.902			

Lap	Lap Tm	Diff	Time of Day
(16) Colin SIMPSON			
1	-:--		8:46:53.827
2	1:00.087	-	8:47:53.914
3	1:01.529	+1.442	8:48:55.443
4	1:02.697	+2.610	8:49:58.140
5	1:01.513	+1.426	8:50:59.653
6	1:00.129	+0.042	8:51:59.782
7	1:01.720	+1.633	8:53:01.502
8	1:03.544	+3.457	8:54:05.046
Best Tm: 1:00.087			

Lap	Lap Tm	Diff	Time of Day
(71) Robert PRITCHARD			
1	-:--		8:47:26.250
2	1:06.584	+5.554	8:48:32.834
3	1:03.810	+2.780	8:49:36.644
4	1:04.739	+3.709	8:50:41.383
5	1:01.593	+0.563	8:51:42.976
6	1:01.030	-	8:52:44.006
7	1:02.099	+1.069	8:53:46.105
8	1:18.882	+17.852	8:55:04.987
Best Tm: 1:01.030			

Lap	Lap Tm	Diff	Time of Day
(7) Charlie SHAW			
1	-:--		8:47:33.336
2	1:01.939	-	8:48:35.275
3	1:02.143	+0.204	8:49:37.418
4	1:04.248	+2.309	8:50:41.666
5	1:02.165	+0.226	8:51:43.831
6	1:02.224	+0.285	8:52:46.055
7	1:05.772	+3.833	8:53:51.827
Best Tm: 1:01.939			

Lap	Lap Tm	Diff	Time of Day
(9) Harry SIMPSON			
1	-:--		8:46:49.872
2	1:02.182	-	8:47:52.054
3	1:03.201	+1.019	8:48:55.255
4	1:07.110	+4.928	8:50:02.365
5	1:02.463	+0.281	8:51:04.828
6	1:02.891	+0.709	8:52:07.719
7	1:03.312	+1.130	8:53:11.031
8	1:03.588	+1.406	8:54:14.619
Best Tm: 1:02.182			

Lap	Lap Tm	Diff	Time of Day
(56) Tommy DREELAN			

Lap	Lap Tm	Diff	Time of Day
1	-:--		8:46:53.893
2	1:06.616	+4.255	8:48:00.509
3	1:04.935	+2.574	8:49:05.444
4	1:02.361	-	8:50:07.805
5	1:07.200	+4.839	8:51:15.005
6	1:08.955	+6.594	8:52:23.960
7	1:04.778	+2.417	8:53:28.738
8	1:05.785	+3.424	8:54:34.523
Best Tm: 1:02.361			

Lap	Lap Tm	Diff	Time of Day
(10) Bob LYONS			
1	-:--		8:47:12.724
2	1:10.288	+6.527	8:48:23.012
3	1:04.825	+1.064	8:49:27.837
4	1:04.291	+0.530	8:50:32.128
5	1:03.761	-	8:51:35.889
6	1:06.122	+2.361	8:52:42.011
7	1:04.834	+1.073	8:53:46.845
8	1:08.328	+4.567	8:54:55.173
Best Tm: 1:03.761			

Lap	Lap Tm	Diff	Time of Day
(78) David HEADEN			
1	-:--		8:47:45.252
2	1:07.197	+1.106	8:48:52.449
3	1:10.413	+4.322	8:50:02.862
4	1:06.091	-	8:51:08.953
5	1:10.120	+4.029	8:52:19.073
6	1:57.336	+51.245	8:54:16.409
Best Tm: 1:06.091			

Lap	Lap Tm	Diff	Time of Day
(40) Derek HASTINGS			
1	-:--		8:47:34.741
2	1:06.425	-	8:48:41.166
3	1:08.738	+2.313	8:49:49.904
4	1:08.706	+2.281	8:50:58.610
5	1:13.346	+6.921	8:52:11.956
Best Tm: 1:06.425			

Lap	Lap Tm	Diff	Time of Day
(80) Peter FRITH			
1	-:--		8:47:17.987
2	1:12.850	+5.875	8:48:30.837
3	1:08.836	+1.861	8:49:39.673
4	1:08.202	+1.227	8:50:47.875
5	1:06.975	-	8:51:54.850
6	1:07.496	+0.521	8:53:02.346
7	1:08.148	+1.173	8:54:10.494
Best Tm: 1:06.975			

Lap	Lap Tm	Diff	Time of Day
(44) Mike CUTT			
1	-:--		8:46:55.759
2	1:07.514	-	8:48:03.273
3	1:07.611	+0.097	8:49:10.884
4	1:08.831	+1.317	8:50:19.715
5	1:07.932	+0.418	8:51:27.647
6	1:08.261	+0.747	8:52:35.908
7	1:07.636	+0.122	8:53:43.544

Lap	Lap Tm	Diff	Time of Day
8	1:10.838	+3.324	8:54:54.382
Best Tm: 1:07.514			

Lap	Lap Tm	Diff	Time of Day
(1) Duncan MARSHALL			
1	-:--		8:50:42.414
2	1:50.564	+41.847	8:52:32.978
3	1:08.717	-	8:53:41.695
4	1:13.609	+4.892	8:54:55.304
Best Tm: 1:08.717			

Lap	Lap Tm	Diff	Time of Day
(52) Ian HEPBURN			
1	-:--		8:48:41.162
2	1:16.205	+7.244	8:49:57.367
3	1:13.315	+4.354	8:51:10.682
4	1:11.832	+2.871	8:52:22.514
5	1:10.174	+1.213	8:53:32.688
6	1:08.961	-	8:54:41.649
Best Tm: 1:08.961			

Lap	Lap Tm	Diff	Time of Day
(23) Tim EVANS			
1	-:--		8:51:44.199
2	1:09.486	-	8:52:53.685
3	1:09.829	+0.343	8:54:03.514
Best Tm: 1:09.486			

Lap	Lap Tm	Diff	Time of Day
(53) Brian SMITH			
1	-:--		8:47:37.858
2	1:13.196	+3.420	8:48:51.054
3	1:11.300	+1.524	8:50:02.354
4	1:11.279	+1.503	8:51:13.633
5	1:10.913	+1.137	8:52:24.546
6	1:10.189	+0.413	8:53:34.735
7	1:09.776	-	8:54:44.511
Best Tm: 1:09.776			

Lap	Lap Tm	Diff	Time of Day
(54) Andrew MORRISON			
1	-:--		8:47:11.662
2	1:11.065	+0.517	8:48:22.727
3	1:10.548	-	8:49:33.275
4	1:14.288	+3.740	8:50:47.563
5	1:20.407	+9.859	8:52:07.970
6	2:46.064	+1:35.516	8:54:54.034
Best Tm: 1:10.548			

Lap	Lap Tm	Diff	Time of Day
(63) Linda WHITE			
1	-:--		8:47:17.489
2	1:17.129	+6.329	8:48:34.618
3	1:14.715	+3.915	8:49:49.333
4	1:10.800	-	8:51:00.133
5	1:17.093	+6.293	8:52:17.226
6	2:24.136	+1:13.336	8:54:41.362
Best Tm: 1:10.800			

SMRC Race Meeting

Scottish Sports & Saloon Championship

Knockhill 1.280 Miles

Practice 2

24/06/2007 08:45

Practice

Lap	Lap Tm	Diff	Time of Day
(30) Ian SINCLAIR			
1	-:--		8:49:07.352
2	1:14.864	+3.968	8:50:22.216
3	1:10.896	-	8:51:33.112
4	1:12.445	+1.549	8:52:45.557
5	1:43.523	+32.627	8:54:29.080
Best Tm: 1:10.896			

Lap	Lap Tm	Diff	Time of Day
(47) Barry SMITH			
1	-:--		8:47:00.606
2	1:13.352	+0.796	8:48:13.958
3	1:13.512	+0.956	8:49:27.470
4	1:14.632	+2.076	8:50:42.102
5	1:12.556	-	8:51:54.658
6	1:14.469	+1.913	8:53:09.127
7	1:13.698	+1.142	8:54:22.825
Best Tm: 1:12.556			

Lap	Lap Tm	Diff	Time of Day
(25) Andrew MacKENZIE			
1	-:--		8:47:20.865
2	1:18.076	+4.833	8:48:38.941
3	1:14.472	+1.229	8:49:53.413
4	1:13.243	-	8:51:06.656
5	1:19.030	+5.787	8:52:25.686
6	2:18.476	+1:05.233	8:54:44.162
Best Tm: 1:13.243			

Lap	Lap Tm	Diff	Time of Day
(3) John NATHAN			
1	-:--		8:47:24.952
2	1:16.513	+2.595	8:48:41.465
3	1:13.918	-	8:49:55.383
4	1:14.686	+0.768	8:51:10.069
5	1:20.601	+6.683	8:52:30.670
6	1:14.534	+0.616	8:53:45.204
7	1:24.030	+10.112	8:55:09.234
Best Tm: 1:13.918			

Lap	Lap Tm	Diff	Time of Day
(29) Kenny YOUNG			
1	-:--		8:47:16.104
2	1:17.209	+3.192	8:48:33.313
3	1:16.172	+2.155	8:49:49.485
4	1:14.017	-	8:51:03.502
5	1:19.294	+5.277	8:52:22.796
6	2:20.556	+1:06.539	8:54:43.352
Best Tm: 1:14.017			

Lap	Lap Tm	Diff	Time of Day
(92) Mike SIDGWICK			
1	-:--		8:47:33.447
2	1:15.993	+1.819	8:48:49.440
3	1:16.463	+2.289	8:50:05.903
4	1:14.174	-	8:51:20.077
5	1:15.093	+0.919	8:52:35.170
6	1:18.043	+3.869	8:53:53.213
Best Tm: 1:14.174			

Lap	Lap Tm	Diff	Time of Day
(28) Peter ISHERWOOD			
1	-:--		8:49:22.361
2	2:09.066	+49.668	8:51:31.427
3	1:19.816	+0.418	8:52:51.243
4	1:19.398	-	8:54:10.641
Best Tm: 1:19.398			

Lap	Lap Tm	Diff	Time of Day
(28) Sam ARRENBURG			
1	-:--		8:53:19.287
2	1:21.590	-	8:54:40.877
Best Tm: 1:21.590			

Lap	Lap Tm	Diff	Time of Day
(21) Peter TADDEI			
1	-:--		8:47:06.111
2	1:26.939	+1.147	8:48:33.050
3	1:25.792	-	8:49:58.842
4	4:55.464	+3:29.672	8:54:54.306
Best Tm: 1:25.792			

Lap	Lap Tm	Diff	Time of Day
-----	--------	------	-------------

SMRC Race Meeting

Scottish Sports & Saloon Championship

Knockhill 1.280 Miles

Race 2 - First Race

24/06/2007 10:50

Race (10 Laps)

2 [16] Colin SIMPSON [1:00.087]	1 [26] Andrew GALLACHER [58.902]	1
4 [7] Charlie SHAW [1:01.939]	3 [71] Robert PRITCHARD [1:01.030]	2
6 [56] Tommy DREELAN [1:02.361]	5 [9] Harry SIMPSON [1:02.182]	3
8 [78] David HEADEN [1:06.091]	7 [10] Bob LYONS [1:03.761]	4
10 [80] Peter FRITH [1:06.975]	9 [40] Derek HASTINGS [1:06.425]	5
12 [1] Duncan MARSHALL [1:08.717]	11 [44] Mike CUTT [1:07.514]	6
14 [23] Tim EVANS [1:09.486]	13 [52] Ian HEPBURN [1:08.961]	7
16 [54] Andrew MORRISON [1:10.548]	15 [53] Brian SMITH [1:09.776]	8
18 [30] Ian SINCLAIR [1:10.896]	17 [63] Linda WHITE [1:10.800]	9
20 [25] Andrew MacKENZIE [1:13.243]	19 [47] Barry SMITH [1:12.556]	10
22 [29] Kenny YOUNG [1:14.017]	21 [3] John NATHAN [1:13.918]	11
24 [28] Peter ISHERWOOD [1:19.398]	23 [92] Mike SIDGWICK [1:14.174]	12

SMRC Race Meeting

Scottish Sports & Saloon Championship

Knockhill 1.280 Miles

Race 2 - First Race

24/06/2007 10:50

Race (10 Laps)

26

[21] Peter TADDEI

[1:25.792]

25

[28] Sam ARREBERG

[1:21.590]

13

SMRC Race Meeting

Sorted on Best Lap time

Scottish Legends Championship

Knockhill 1.280 Miles

Practice 3

24/06/2007 09:00

Practice

Pos	No.	Name	Make/Model	CC	Class Co	Laps	Best Tm	Diff	In Lap	2nd Best
1	22	Benjamin MASON	Ford Sedan	1250	L	7	1:11.304	-	4	1:11.776
2	68	Carol BROWN	Ford Sedan	1200	L	7	1:11.853	+0.549	7	1:12.155
3	10	Robin DRYSDALE	Ford Coupe	1250	L	7	1:11.885	+0.581	5	1:12.173
4	80	Steve COULL	Legend	1250	L	7	1:12.032	+0.728	7	1:12.558
5	31	Alex KNIGHT	Legend	1250	L	7	1:12.265	+0.961	5	1:12.899
6	70	David THORBURN	34 Ford Coupe	1200	L	5	1:12.349	+1.045	3	1:12.820
7	28	Frank HYNDS	Legend	1250	L	7	1:12.529	+1.225	7	1:13.123
8	23	Alistair GAULD	Legend	1200	L	7	1:13.087	+1.783	4	1:13.216
9	37	Rory BRYANT	Ford Sedan	1250	LS	7	1:13.659	+2.355	3	1:13.704
10	25	Pat HYNDS	34 Chevy	1250	L	7	1:14.556	+3.252	6	1:15.293
11	88	Jason OGG	34 Chevy Coupe	1250	L	7	1:14.706	+3.402	6	1:14.866
12	44	Andrew DONALD	Ford Sedan	1250	L	7	1:14.744	+3.440	7	1:14.794
13	46	Colin ATKINSON	Legend	1200	L	7	1:14.957	+3.653	6	1:15.941
14	90	Mark LEES	Dodge Coupe	1250	L	7	1:15.167	+3.863	5	1:15.451
15	71	Alasdair THOM	Chevy Sedan	1250	L	6	1:15.641	+4.337	4	1:17.650
16	99	Gordon MANN	37 Ford Sedan	1250	L	7	1:15.837	+4.533	5	1:17.241
17	69	Gerard McCOSH	Ford Coupe	1250	L	7	1:16.668	+5.364	5	1:17.298
18	60	Michael HOGG	Chevy	1250	LS	6	1:17.765	+6.461	5	1:18.355

SMRC Race Meeting

Scottish Legends Championship

Knockhill 1.280 Miles

Practice 3

24/06/2007 09:00

Practice

Lap	Lap Tm	Diff	Time of Day
(22) Benjamin MASON			
1	-:--		9:03:03.313
2	1:15.723	+4.419	9:04:19.036
3	1:12.016	+0.712	9:05:31.052
4	1:11.304	-	9:06:42.356
5	1:12.181	+0.877	9:07:54.537
6	1:11.776	+0.472	9:09:06.313
7	1:14.173	+2.869	9:10:20.486
Best Tm: 1:11.304			

Lap	Lap Tm	Diff	Time of Day
(68) Carol BROWN			
1	-:--		9:02:48.362
2	1:13.386	+1.533	9:04:01.748
3	1:12.492	+0.639	9:05:14.240
4	1:13.208	+1.355	9:06:27.448
5	1:14.114	+2.261	9:07:41.562
6	1:12.155	+0.302	9:08:53.717
7	1:11.853	-	9:10:05.570
Best Tm: 1:11.853			

Lap	Lap Tm	Diff	Time of Day
(10) Robin DRYSDALE			
1	-:--		9:02:27.862
2	1:13.599	+1.714	9:03:41.461
3	1:13.679	+1.794	9:04:55.140
4	1:12.652	+0.767	9:06:07.792
5	1:11.885	-	9:07:19.677
6	1:12.173	+0.288	9:08:31.850
7	1:17.047	+5.162	9:09:48.897
Best Tm: 1:11.885			

Lap	Lap Tm	Diff	Time of Day
(80) Steve COULL			
1	-:--		9:02:54.026
2	1:16.726	+4.694	9:04:10.752
3	1:14.402	+2.370	9:05:25.154
4	1:13.958	+1.926	9:06:39.112
5	1:13.150	+1.118	9:07:52.262
6	1:12.558	+0.526	9:09:04.820
7	1:12.032	-	9:10:16.852
Best Tm: 1:12.032			

Lap	Lap Tm	Diff	Time of Day
(31) Alex KNIGHT			
1	-:--		9:03:01.571
2	1:15.182	+2.917	9:04:16.753
3	1:13.528	+1.263	9:05:30.281
4	1:12.930	+0.665	9:06:43.211
5	1:12.265	-	9:07:55.476
6	1:12.899	+0.634	9:09:08.375
7	1:18.923	+6.658	9:10:27.298
Best Tm: 1:12.265			

Lap	Lap Tm	Diff	Time of Day
(70) David THORBURN			
1	-:--		9:02:26.290
2	1:12.820	+0.471	9:03:39.110
3	1:12.349	-	9:04:51.459

Lap	Lap Tm	Diff	Time of Day
4	1:12.936	+0.587	9:06:04.395
5	1:16.684	+4.335	9:07:21.079
Best Tm: 1:12.349			

Lap	Lap Tm	Diff	Time of Day
(28) Frank HYNDS			
1	-:--		9:02:40.539
2	1:13.380	+0.851	9:03:53.919
3	1:13.680	+1.151	9:05:07.599
4	1:13.123	+0.594	9:06:20.722
5	1:13.127	+0.598	9:07:33.849
6	1:13.381	+0.852	9:08:47.230
7	1:12.529	-	9:09:59.759
Best Tm: 1:12.529			

Lap	Lap Tm	Diff	Time of Day
(23) Alistair GAULD			
1	-:--		9:02:37.690
2	1:14.687	+1.600	9:03:52.377
3	1:14.597	+1.510	9:05:06.974
4	1:13.087	-	9:06:20.061
5	1:13.639	+0.552	9:07:33.700
6	1:13.216	+0.129	9:08:46.916
7	1:13.488	+0.401	9:10:00.404
Best Tm: 1:13.087			

Lap	Lap Tm	Diff	Time of Day
(37) Rory BRYANT			
1	-:--		9:02:33.570
2	1:14.580	+0.921	9:03:48.150
3	1:13.659	-	9:05:01.809
4	1:16.790	+3.131	9:06:18.599
5	1:14.383	+0.724	9:07:32.982
6	1:14.453	+0.794	9:08:47.435
7	1:13.704	+0.045	9:10:01.139
Best Tm: 1:13.659			

Lap	Lap Tm	Diff	Time of Day
(25) Pat HYNDS			
1	-:--		9:02:33.026
2	1:17.827	+3.271	9:03:50.853
3	1:18.354	+3.798	9:05:09.207
4	1:17.474	+2.918	9:06:26.681
5	1:16.751	+2.195	9:07:43.432
6	1:14.556	-	9:08:57.988
7	1:15.293	+0.737	9:10:13.281
Best Tm: 1:14.556			

Lap	Lap Tm	Diff	Time of Day
(88) Jason OGG			
1	-:--		9:02:43.425
2	1:18.094	+3.388	9:04:01.519
3	1:47.685	+32.979	9:05:49.204
4	1:14.866	+0.160	9:07:04.070
5	1:15.028	+0.322	9:08:19.098
6	1:14.706	-	9:09:33.804
7	1:16.110	+1.404	9:10:49.914
Best Tm: 1:14.706			

Lap	Lap Tm	Diff	Time of Day
(44) Andrew DONALD			

Lap	Lap Tm	Diff	Time of Day
1	-:--		9:03:01.164
2	1:17.811	+3.067	9:04:18.975
3	1:16.609	+1.865	9:05:35.584
4	1:14.794	+0.050	9:06:50.378
5	1:16.483	+1.739	9:08:06.861
6	1:15.000	+0.256	9:09:21.861
7	1:14.744	-	9:10:36.605
Best Tm: 1:14.744			

Lap	Lap Tm	Diff	Time of Day
(46) Colin ATKINSON			
1	-:--		9:02:38.140
2	1:15.941	+0.984	9:03:54.081
3	1:16.508	+1.551	9:05:10.589
4	1:17.230	+2.273	9:06:27.819
5	1:16.367	+1.410	9:07:44.186
6	1:14.957	-	9:08:59.143
7	1:19.748	+4.791	9:10:18.891
Best Tm: 1:14.957			

Lap	Lap Tm	Diff	Time of Day
(90) Mark LEES			
1	-:--		9:03:10.481
2	1:17.339	+2.172	9:04:27.820
3	1:16.748	+1.581	9:05:44.568
4	1:15.869	+0.702	9:07:00.437
5	1:15.167	-	9:08:15.604
6	1:15.786	+0.619	9:09:31.390
7	1:15.451	+0.284	9:10:46.841
Best Tm: 1:15.167			

Lap	Lap Tm	Diff	Time of Day
(71) Alasdair THOM			
1	-:--		9:02:54.027
2	1:25.757	+10.116	9:04:19.784
3	1:18.624	+2.983	9:05:38.408
4	1:15.641	-	9:06:54.049
5	1:17.650	+2.009	9:08:11.699
6	1:26.564	+10.923	9:09:38.263
Best Tm: 1:15.641			

Lap	Lap Tm	Diff	Time of Day
(99) Gordon MANN			
1	-:--		9:02:58.377
2	1:22.871	+7.034	9:04:21.248
3	1:18.811	+2.974	9:05:40.059
4	1:17.241	+1.404	9:06:57.300
5	1:15.837	-	9:08:13.137
6	1:17.552	+1.715	9:09:30.689
7	1:21.948	+6.111	9:10:52.637
Best Tm: 1:15.837			

Lap	Lap Tm	Diff	Time of Day
(69) Gerard McCOSH			
1	-:--		9:02:53.421
2	1:23.409	+6.741	9:04:16.830
3	1:17.361	+0.693	9:05:34.191
4	1:17.880	+1.212	9:06:52.071
5	1:16.668	-	9:08:08.739
6	1:17.298	+0.630	9:09:26.037

SMRC Race Meeting

Scottish Legends Championship

Knockhill 1.280 Miles

Practice 3

24/06/2007 09:00

Practice

Lap	Lap Tm	Diff	Time of Day
7	1:18.332	+1.664	9:10:44.369
Best Tm: 1:16.668			

(60) Michael HOGG

1	---		9:03:13.019
2	1:20.750	+2.985	9:04:33.769
3	1:19.403	+1.638	9:05:53.172
4	1:18.355	+0.590	9:07:11.527
5	1:17.765	-	9:08:29.292
6	1:22.583	+4.818	9:09:51.875
Best Tm: 1:17.765			

Lap Lap Tm Diff Time of Day

Lap Lap Tm Diff Time of Day

SMRC Race Meeting

Sorted on Best Lap time

Scottish XR2 Championship

Knockhill 1.280 Miles

Practice 4

24/06/2007 09:10

Practice

Pos	No.	Name	Make/Model	CC	Class Co	Laps	Best Tm	Diff	In Lap	2nd Best
1	1	Scott FRASER	Ford Fiesta XR2	1600	XRC	6	1:11.427	-	6	1:12.783
2	2	Andrew WINCHESTER	Ford Fiesta XR2	1600	XRC	7	1:11.529	+0.102	7	1:11.712
3	99	Scott MORRISON	Ford Fiesta XR2	1600	XRCN	7	1:11.854	+0.427	6	1:11.919
4	76	Willie DAVIDSON	Ford Fiesta XR2	1600	XRCN	7	1:12.510	+1.083	6	1:12.687
5	27	Graham WHITEHILL	Ford Fiesta XR2	1600	XRCN	7	1:12.546	+1.119	6	1:13.139
6	3	Peter CRUICKSHANK	Ford Fiesta XR2	1600	XRC	7	1:12.766	+1.339	4	1:12.976
7	32	Dave COLVILLE	Ford Fiesta XR2	1600	XRC	7	1:12.839	+1.412	6	1:13.236
8	5	Colin MacKINNON	Ford Fiesta XR2	1600	XRC	7	1:12.949	+1.522	6	1:13.058
9	33	Callum DRYBURGH	Ford Fiesta XR2	1800	XRCN	6	1:13.514	+2.087	6	1:14.618
10	23	Ian MUNRO	Ford Fiesta XR2	1600	XRCN	6	1:13.519	+2.092	6	1:14.117
11	39	Stuart WILSON	Ford Fiesta XR2	1600	XRCN	6	1:13.629	+2.202	6	1:14.428
12	4	Stewart SCOTT	Ford Fiesta XR2	1600	XRC	6	1:13.847	+2.420	6	1:13.994
13	10	Charlie COPE	Ford Fiesta XR2	1600	XRC	6	1:13.870	+2.443	5	1:14.244
14	9	Derek McDOUGALL	Ford Fiesat XR2	1600	XRC	7	1:13.970	+2.543	4	1:14.285
15	14	Iain FRASER	Ford Fiesta XR2	1600	XRCN	4	1:14.299	+2.872	4	1:15.080
16	19	Ian MAUGHAN	Ford Fiesta XR2	1600	XRCN	6	1:16.284	+4.857	6	1:17.240
17	74	Stewart ELKIN	Ford Fiesta XR2	1600	XRC	6	1:17.281	+5.854	5	1:17.550
18	6	Alistair FRASER	Ford Fiesta XR2	1600	XRCN	5	1:17.529	+6.102	3	1:17.761
19	18	Charlie THORNTON	Ford Fiesta XR2	1600	XRC	6	1:19.149	+7.722	5	1:20.933
20	37	Russell MORGAN	Ford Fiesta XR2	1600	XRC	6	1:20.081	+8.654	5	1:20.090

SMRC Race Meeting

Scottish XR2 Championship

Knockhill 1.280 Miles

Practice 4

24/06/2007 09:10

Practice

Lap	Lap Tm	Diff	Time of Day
(1) Scott FRASER			
1	-:--		9:16:19.972
2	1:15.044	+3.617	9:17:35.016
3	1:13.911	+2.484	9:18:48.927
4	1:12.783	+1.356	9:20:01.710
5	1:18.023	+6.596	9:21:19.733
6	1:11.427	-	9:22:31.160
Best Tm: 1:11.427			

Lap	Lap Tm	Diff	Time of Day
(2) Andrew WINCHESTER			
1	-:--		9:16:07.741
2	1:18.527	+6.998	9:17:26.268
3	1:13.701	+2.172	9:18:39.969
4	1:13.939	+2.410	9:19:53.908
5	1:12.125	+0.596	9:21:06.033
6	1:11.712	+0.183	9:22:17.745
7	1:11.529	-	9:23:29.274
Best Tm: 1:11.529			

Lap	Lap Tm	Diff	Time of Day
(99) Scott MORRISON			
1	-:--		9:16:11.390
2	1:15.941	+4.087	9:17:27.331
3	1:14.482	+2.628	9:18:41.813
4	1:17.527	+5.673	9:19:59.340
5	1:12.303	+0.449	9:21:11.643
6	1:11.854	-	9:22:23.497
7	1:11.919	+0.065	9:23:35.416
Best Tm: 1:11.854			

Lap	Lap Tm	Diff	Time of Day
(76) Willie DAVIDSON			
1	-:--		9:15:53.800
2	1:13.062	+0.552	9:17:06.862
3	1:14.353	+1.843	9:18:21.215
4	1:12.986	+0.476	9:19:34.201
5	1:12.687	+0.177	9:20:46.888
6	1:12.510	-	9:21:59.398
7	1:13.939	+1.429	9:23:13.337
Best Tm: 1:12.510			

Lap	Lap Tm	Diff	Time of Day
(27) Graham WHITEHILL			
1	-:--		9:15:51.779
2	1:14.288	+1.742	9:17:06.067
3	1:13.422	+0.876	9:18:19.489
4	1:13.796	+1.250	9:19:33.285
5	1:15.053	+2.507	9:20:48.338
6	1:12.546	-	9:22:00.884
7	1:13.139	+0.593	9:23:14.023
Best Tm: 1:12.546			

Lap	Lap Tm	Diff	Time of Day
(3) Peter CRUICKSHANK			
1	-:--		9:15:55.215
2	1:15.452	+2.686	9:17:10.667
3	1:13.260	+0.494	9:18:23.927
4	1:12.766	-	9:19:36.693

Lap	Lap Tm	Diff	Time of Day
5	1:12.976	+0.210	9:20:49.669
6	1:13.089	+0.323	9:22:02.758
7	1:13.114	+0.348	9:23:15.872
Best Tm: 1:12.766			

Lap	Lap Tm	Diff	Time of Day
(32) Dave COLVILLE			
1	-:--		9:16:05.783
2	1:16.164	+3.325	9:17:21.947
3	1:19.033	+6.194	9:18:40.980
4	1:14.000	+1.161	9:19:54.980
5	1:13.236	+0.397	9:21:08.216
6	1:12.839	-	9:22:21.055
7	1:13.326	+0.487	9:23:34.381
Best Tm: 1:12.839			

Lap	Lap Tm	Diff	Time of Day
(5) Colin MacKINNON			
1	-:--		9:16:03.725
2	1:16.079	+3.130	9:17:19.804
3	1:14.498	+1.549	9:18:34.302
4	1:13.387	+0.438	9:19:47.689
5	1:13.456	+0.507	9:21:01.145
6	1:12.949	-	9:22:14.094
7	1:13.058	+0.109	9:23:27.152
Best Tm: 1:12.949			

Lap	Lap Tm	Diff	Time of Day
(33) Callum DRYBURGH			
1	-:--		9:16:12.306
2	1:17.107	+3.593	9:17:29.413
3	1:15.498	+1.984	9:18:44.911
4	1:16.102	+2.588	9:20:01.013
5	1:14.618	+1.104	9:21:15.631
6	1:13.514	-	9:22:29.145
Best Tm: 1:13.514			

Lap	Lap Tm	Diff	Time of Day
(23) Ian MUNRO			
1	-:--		9:16:05.420
2	1:16.122	+2.603	9:17:21.542
3	1:14.117	+0.598	9:18:35.659
4	2:05.400	+51.881	9:20:41.059
5	1:14.458	+0.939	9:21:55.517
6	1:13.519	-	9:23:09.036
Best Tm: 1:13.519			

Lap	Lap Tm	Diff	Time of Day
(39) Stuart WILSON			
1	-:--		9:16:11.306
2	1:17.457	+3.828	9:17:28.763
3	1:15.373	+1.744	9:18:44.136
4	1:16.126	+2.497	9:20:00.262
5	1:14.428	+0.799	9:21:14.690
6	1:13.629	-	9:22:28.319
Best Tm: 1:13.629			

Lap	Lap Tm	Diff	Time of Day
(4) Stewart SCOTT			
1	-:--		9:16:37.595

Lap	Lap Tm	Diff	Time of Day
2	1:16.193	+2.346	9:17:53.788
3	1:14.245	+0.398	9:19:08.033
4	1:15.526	+1.679	9:20:23.559
5	1:13.994	+0.147	9:21:37.553
6	1:13.847	-	9:22:51.400
Best Tm: 1:13.847			

Lap	Lap Tm	Diff	Time of Day
(10) Charlie COPE			
1	-:--		9:16:21.464
2	1:16.102	+2.232	9:17:37.566
3	1:15.192	+1.322	9:18:52.758
4	1:14.978	+1.108	9:20:07.736
5	1:13.870	-	9:21:21.606
6	1:14.244	+0.374	9:22:35.850
Best Tm: 1:13.870			

Lap	Lap Tm	Diff	Time of Day
(9) Derek McDUGALL			
1	-:--		9:15:58.000
2	1:16.377	+2.407	9:17:14.377
3	1:14.691	+0.721	9:18:29.068
4	1:13.970	-	9:19:43.038
5	1:14.863	+0.893	9:20:57.901
6	1:14.388	+0.418	9:22:12.289
7	1:14.285	+0.315	9:23:26.574
Best Tm: 1:13.970			

Lap	Lap Tm	Diff	Time of Day
(14) Iain FRASER			
1	-:--		9:16:48.569
2	4:06.041	+2:51.742	9:20:54.610
3	1:15.080	+0.781	9:22:09.690
4	1:14.299	-	9:23:23.989
Best Tm: 1:14.299			

Lap	Lap Tm	Diff	Time of Day
(19) Ian MAUGHAN			
1	-:--		9:16:16.540
2	1:20.303	+4.019	9:17:36.843
3	1:19.868	+3.584	9:18:56.711
4	1:17.534	+1.250	9:20:14.245
5	1:17.240	+0.956	9:21:31.485
6	1:16.284	-	9:22:47.769
Best Tm: 1:16.284			

Lap	Lap Tm	Diff	Time of Day
(74) Stewart ELKIN			
1	-:--		9:16:13.249
2	1:19.147	+1.866	9:17:32.396
3	1:17.817	+0.536	9:18:50.213
4	1:18.242	+0.961	9:20:08.455
5	1:17.281	-	9:21:25.736
6	1:17.550	+0.269	9:22:43.286
Best Tm: 1:17.281			

Lap	Lap Tm	Diff	Time of Day
(6) Alistair FRASER			
1	-:--		9:17:46.553
2	1:19.230	+1.701	9:19:05.783

SMRC Race Meeting

Scottish XR2 Championship

Knockhill 1.280 Miles

Practice 4

24/06/2007 09:10

Practice

Lap	Lap Tm	Diff	Time of Day
3	<u>1:17.529</u>	-	9:20:23.312
4	1:17.908	+0.379	9:21:41.220
5	1:17.761	+0.232	9:22:58.981
Best Tm: 1:17.529			

(18) Charlie THORNTON

1	----		9:16:28.869
2	1:24.724	+5.575	9:17:53.593
3	1:21.527	+2.378	9:19:15.120
4	1:20.933	+1.784	9:20:36.053
5	1:19.149	-	9:21:55.202
6	1:23.033	+3.884	9:23:18.235
Best Tm: 1:19.149			

(37) Russell MORGAN

1	----		9:16:12.685
2	1:20.899	+0.818	9:17:33.584
3	1:20.256	+0.175	9:18:53.840
4	1:20.221	+0.140	9:20:14.061
5	1:20.081	-	9:21:34.142
6	1:20.090	+0.009	9:22:54.232
Best Tm: 1:20.081			

Lap Lap Tm Diff Time of Day

Lap Lap Tm Diff Time of Day

SMRC Race Meeting


Scottish XR2 Championship

Knockhill 1.280 Miles

Race 4 - First Race

24/06/2007 11:30

Race (8 Laps)



2
[2] Andrew WINCHESTER [1:11.529]
4
[76] Willie DAVIDSON [1:12.510]
6
[3] Peter CRUICKSHANK [1:12.766]
8
[5] Colin MacKINNON [1:12.949]
10
[23] Ian MUNRO [1:13.519]
12
[4] Stewart SCOTT [1:13.847]
14
[9] Derek McDOUGALL [1:13.970]
16
[19] Ian MAUGHAN [1:16.284]
18
[6] Alistair FRASER [1:17.529]
20
[37] Russell MORGAN [1:20.081]

1
[1] Scott FRASER [1:11.427]
3
[99] Scott MORRISON [1:11.854]
5
[27] Graham WHITEHILL [1:12.546]
7
[32] Dave COLVILLE [1:12.839]
9
[33] Callum DRYBURGH [1:13.514]
11
[39] Stuart WILSON [1:13.629]
13
[10] Charlie COPE [1:13.870]
15
[14] Iain FRASER [1:14.299]
17
[74] Stewart ELKIN [1:17.281]
19
[18] Charlie THORNTON [1:19.149]

1
2
3
4
5
6
7
8
9
10

SMRC Race Meeting

Sorted on Best Lap time

SMRC Formula Ford Championship

Knockhill 1.280 Miles

Practice 5 - Amended Result

24/06/2007 09:25

Practice

Pos	No.	Name	Make/Model	CC	Class Code	Laps	Best Tm	Diff	In Lap	2nd Best
1	30	Mike GARDINER	Van Diemen RF90	1600	FF16A	10	1:03.735	-	5	1:04.604
2	8	Louis Di RESTA	Van Diemen	1600	FF16A	8	1:05.072	+1.337	4	1:05.407
3	5	Stuart THORBURN	Van Diemen	1800	FF16A	9	1:06.013	+2.278	9	1:06.318
4	22	Elliot MASON	Van Diemen	1600	FF16AN	9	1:06.456	+2.721	9	1:07.714
5	66	Rory BUTCHER	Van Diemen	1600	FF16A	9	1:07.025	+3.290	2	1:07.153
6	2	Willie HOURIE	Van Diemen	1600	FF16A	9	1:07.662	+3.927	3	1:07.722
7	16	Robert THOMSON	Van Diemen	1600	FF16A	8	1:07.968	+4.233	8	1:08.143
8	70	David THORBURN	Van Diemen	1600	FF16A	9	1:08.544	+4.809	2	1:08.810
9	19	Andrew McGREGOR	Van Diemen RF86	1600	FF16b	8	1:09.584	+5.849	8	1:11.287
10	14	Colin TURNER	Swift SC93	1600	FF16A	9	1:09.817	+6.082	5	1:10.985
11	40	Laurie HUGHES	Van Diemen	1600	FF16B	8	1:09.964	+6.229	8	1:11.850
12	4	Graham LEGGET	Crossle	1600	FF16B	8	1:10.081	+6.346	8	1:10.656
13	23	Andrew CHESHER	Van Diemen	1600	FF16BN	8	1:10.168	+6.433	7	1:10.498
14	46	Martin PIERACCINI	Van Diemen	1600	FF16BN	9	1:10.818	+7.083	2	1:11.186
15	3	Adrian HAMILTON	Van Diemen	1600	FF16A	9	1:11.172	+7.437	3	1:11.895
16	10	Angus GEDDES	Van Diemen	1600	FF16BN	8	1:11.801	+8.066	7	1:15.336
17	7	Craig BRUNTON	Van Diemen	1600	FF16AN	6	1:11.948	+8.213	5	1:12.368
18	11	Kyle MURCHIE	Van Diemen	1600	FF16BN	8	1:13.498	+9.763	7	1:14.040
19	42	Roy McGREGOR	Van Diemen	1600	FF16B	8	1:16.145	+12.410	8	1:17.982
20	78	David HEADEN	Swift	1600	FF16A	5	1:16.311	+12.576	4	1:18.612
21	61	Barry SMITH	Lotus 61M	1600	FF16B	5	1:18.693	+14.958	2	1:20.500
22	6	Ian THOMAS	Swift	1600	FF16A	7	1:22.223	+18.488	2	1:25.638
23	33	Graham CARROLL	Van Diemen	1600	FF16A	1	-:---	-	1	-:---
Not classified										
DQ	15	Dane CHRISTISON	Van Diemen	1600	FF16AN	5	1:12.601	-	3	1:13.106

Announcements

Car numbers 16 & 78: No working transponder. Please fix before race.
Amended Result - Car number 15: Excluded - Underweight

Printed: 24/06/2007 14:18:44

British Motorsport Automatic Race Timing (SMART)

Chief Timekeeper - Ian Sharp

Orbits 3

Clerk of the Course

www.amb-it.com

Sig.

Time

www.mylaps.com

SMRC Race Meeting

SMRC Formula Ford Championship

Knockhill 1.280 Miles

Practice 5 - Amended Result

24/06/2007 09:25

Practice

Lap	Lap Tm	Diff	Time of Day
(30) Mike GARDINER			
1	-:--		9:30:43.388
2	1:04.941	+1.206	9:31:48.329
3	1:05.177	+1.442	9:32:53.506
4	1:09.285	+5.550	9:34:02.791
5	1:03.735	-	9:35:06.526
6	1:04.604	+0.869	9:36:11.130
7	1:06.170	+2.435	9:37:17.300
8	1:05.235	+1.500	9:38:22.535
9	1:05.363	+1.628	9:39:27.898
10	1:06.649	+2.914	9:40:34.547
Best Tm: 1:03.735			

Lap	Lap Tm	Diff	Time of Day
(8) Louis Di RESTA			
1	-:--		9:31:42.339
2	1:08.877	+3.805	9:32:51.216
3	1:06.478	+1.406	9:33:57.694
4	1:05.072	-	9:35:02.766
5	1:05.407	+0.335	9:36:08.173
6	1:09.666	+4.594	9:37:17.839
7	1:32.479	+27.407	9:38:50.318
8	1:05.871	+0.799	9:39:56.189
Best Tm: 1:05.072			

Lap	Lap Tm	Diff	Time of Day
(5) Stuart THORBURN			
1	-:--		9:30:49.261
2	1:06.649	+0.636	9:31:55.910
3	1:06.885	+0.872	9:33:02.795
4	1:09.753	+3.740	9:34:12.548
5	1:10.988	+4.975	9:35:23.536
6	1:06.318	+0.305	9:36:29.854
7	1:06.602	+0.589	9:37:36.456
8	1:10.208	+4.195	9:38:46.664
9	1:06.013	-	9:39:52.677
Best Tm: 1:06.013			

Lap	Lap Tm	Diff	Time of Day
(22) Elliot MASON			
1	-:--		9:31:24.680
2	1:07.714	+1.258	9:32:32.394
3	1:07.905	+1.449	9:33:40.299
4	1:08.647	+2.191	9:34:48.946
5	1:09.040	+2.584	9:35:57.986
6	1:09.944	+3.488	9:37:07.930
7	1:08.698	+2.242	9:38:16.628
8	1:09.624	+3.168	9:39:26.252
9	1:06.456	-	9:40:32.708
Best Tm: 1:06.456			

Lap	Lap Tm	Diff	Time of Day
(66) Rory BUTCHER			
1	-:--		9:31:17.753
2	1:07.025	-	9:32:24.778
3	1:14.902	+7.877	9:33:39.680
4	1:07.716	+0.691	9:34:47.396
5	1:08.556	+1.531	9:35:55.952
6	1:10.815	+3.790	9:37:06.767
7	1:13.116	+6.091	9:38:19.883

Lap	Lap Tm	Diff	Time of Day
8	1:07.300	+0.275	9:39:27.183
9	1:07.153	+0.128	9:40:34.336
Best Tm: 1:07.025			

Lap	Lap Tm	Diff	Time of Day
(2) Willie HOURIE			
1	-:--		9:30:54.057
2	1:07.722	+0.060	9:32:01.779
3	1:07.662	-	9:33:09.441
4	1:08.554	+0.892	9:34:17.995
5	1:14.195	+6.533	9:35:32.190
6	1:11.972	+4.310	9:36:44.162
7	1:09.679	+2.017	9:37:53.841
8	1:10.356	+2.694	9:39:04.197
9	1:12.480	+4.818	9:40:16.677
Best Tm: 1:07.662			

Lap	Lap Tm	Diff	Time of Day
(16) Robert THOMSON			
1	-:--		9:31:00.353
2	2:25.220	+1:17.252	9:33:25.573
3	1:08.143	+0.175	9:34:33.716
4	1:08.639	+0.671	9:35:42.355
5	1:23.690	+15.722	9:37:06.045
6	1:16.578	+8.610	9:38:22.623
7	1:08.189	+0.221	9:39:30.812
8	1:07.968	-	9:40:38.780
Best Tm: 1:07.968			

Lap	Lap Tm	Diff	Time of Day
(70) David THORBURN			
1	-:--		9:30:55.338
2	1:08.544	-	9:32:03.882
3	1:08.847	+0.303	9:33:12.729
4	1:08.810	+0.266	9:34:21.539
5	1:12.974	+4.430	9:35:34.513
6	1:16.888	+8.344	9:36:51.401
7	1:11.904	+3.360	9:38:03.305
8	1:09.359	+0.815	9:39:12.664
9	1:10.290	+1.746	9:40:22.954
Best Tm: 1:08.544			

Lap	Lap Tm	Diff	Time of Day
(19) Andrew McGREGOR			
1	-:--		9:31:24.304
2	1:13.109	+3.525	9:32:37.413
3	1:11.658	+2.074	9:33:49.071
4	1:11.894	+2.310	9:35:00.965
5	1:13.515	+3.931	9:36:14.480
6	1:15.018	+5.434	9:37:29.498
7	1:11.287	+1.703	9:38:40.785
8	1:09.584	-	9:39:50.369
Best Tm: 1:09.584			

Lap	Lap Tm	Diff	Time of Day
(14) Colin TURNER			
1	-:--		9:31:01.976
2	1:12.435	+2.618	9:32:14.411
3	1:12.631	+2.814	9:33:27.042
4	1:13.906	+4.089	9:34:40.948
5	1:09.817	-	9:35:50.765

Lap	Lap Tm	Diff	Time of Day
6	1:10.985	+1.168	9:37:01.750
7	1:13.231	+3.414	9:38:14.981
8	1:13.982	+4.165	9:39:28.963
9	1:13.405	+3.588	9:40:42.368
Best Tm: 1:09.817			

Lap	Lap Tm	Diff	Time of Day
(40) Laurie HUGHES			
1	-:--		9:31:34.619
2	1:17.172	+7.208	9:32:51.791
3	1:14.832	+4.868	9:34:06.623
4	1:12.649	+2.685	9:35:19.272
5	1:12.193	+2.229	9:36:31.465
6	1:11.850	+1.886	9:37:43.315
7	1:12.747	+2.783	9:38:56.062
8	1:09.964	-	9:40:06.026
Best Tm: 1:09.964			

Lap	Lap Tm	Diff	Time of Day
(4) Graham LEGGET			
1	-:--		9:31:37.207
2	1:15.674	+5.593	9:32:52.881
3	1:19.119	+9.038	9:34:12.000
4	1:12.591	+2.510	9:35:24.591
5	1:50.360	+40.279	9:37:14.951
6	1:10.920	+0.839	9:38:25.871
7	1:10.656	+0.575	9:39:36.527
8	1:10.081	-	9:40:46.608
Best Tm: 1:10.081			

Lap	Lap Tm	Diff	Time of Day
(23) Andrew CHESHER			
1	-:--		9:31:03.580
2	1:13.723	+3.555	9:32:17.303
3	1:11.050	+0.882	9:33:28.353
4	1:18.283	+8.115	9:34:46.636
5	1:18.560	+8.392	9:36:05.196
6	1:17.549	+7.381	9:37:22.745
7	1:10.168	-	9:38:32.913
8	1:10.498	+0.330	9:39:43.411
Best Tm: 1:10.168			

Lap	Lap Tm	Diff	Time of Day
(46) Martin PIERACCINI			
1	-:--		9:31:08.188
2	1:10.818	-	9:32:19.006
3	1:11.186	+0.368	9:33:30.192
4	1:14.084	+3.266	9:34:44.276
5	1:13.493	+2.675	9:35:57.769
6	1:12.910	+2.092	9:37:10.679
7	1:14.241	+3.423	9:38:24.920
8	1:12.840	+2.022	9:39:37.760
9	1:12.139	+1.321	9:40:49.899
Best Tm: 1:10.818			

Lap	Lap Tm	Diff	Time of Day
(3) Adrian HAMILTON			
1	-:--		9:30:56.794
2	1:12.092	+0.920	9:32:08.886
3	1:11.172	-	9:33:20.058
4	1:13.227	+2.055	9:34:33.285

SMRC Race Meeting

SMRC Formula Ford Championship

Knockhill 1.280 Miles

Practice 5 - Amended Result

24/06/2007 09:25

Practice

Lap	Lap Tm	Diff	Time of Day
5	1:11.949	+0.777	9:35:45.234
6	1:15.131	+3.959	9:37:00.365
7	1:14.222	+3.050	9:38:14.587
8	1:11.895	+0.723	9:39:26.482
9	1:12.455	+1.283	9:40:38.937
Best Tm: 1:11.172			

(10) Angus GEDDES

1	-:---		9:31:33.885
2	1:21.633	+9.832	9:32:55.518
3	1:25.359	+13.558	9:34:20.877
4	1:19.404	+7.603	9:35:40.281
5	1:15.336	+3.535	9:36:55.617
6	1:28.656	+16.855	9:38:24.273
7	1:11.801	-	9:39:36.074
8	1:20.508	+8.707	9:40:56.582
Best Tm: 1:11.801			

(7) Craig BRUNTON

1	-:---		9:31:00.579
2	1:12.368	+0.420	9:32:12.947
3	1:13.265	+1.317	9:33:26.212
4	1:12.389	+0.441	9:34:38.601
5	1:11.948	-	9:35:50.549
6	1:20.786	+8.838	9:37:11.335
Best Tm: 1:11.948			

(11) Kyle MURCHIE

1	-:---		9:31:41.672
2	1:17.681	+4.183	9:32:59.353
3	1:17.998	+4.500	9:34:17.351
4	1:16.640	+3.142	9:35:33.991
5	1:19.782	+6.284	9:36:53.773
6	1:14.040	+0.542	9:38:07.813
7	1:13.498	-	9:39:21.311
8	1:14.900	+1.402	9:40:36.211
Best Tm: 1:13.498			

(42) Roy McGREGOR

1	-:---		9:31:31.853
2	1:19.456	+3.311	9:32:51.309
3	1:21.402	+5.257	9:34:12.711
4	1:17.982	+1.837	9:35:30.693
5	1:24.312	+8.167	9:36:55.005
6	1:19.691	+3.546	9:38:14.696
7	1:20.160	+4.015	9:39:34.856
8	1:16.145	-	9:40:51.001
Best Tm: 1:16.145			

(78) David HEADEN

1	-:---		9:31:34.260
2	1:18.612	+2.301	9:32:52.872
3	1:23.625	+7.314	9:34:16.497
4	1:16.311	-	9:35:32.808
p5	1:28.299	+11.988	9:37:01.107
Best Tm: 1:16.311			

Lap	Lap Tm	Diff	Time of Day
(61) Barry SMITH			
1	-:---		9:31:29.504
2	1:18.693	-	9:32:48.197
3	1:20.500	+1.807	9:34:08.697
4	1:20.930	+2.237	9:35:29.627
5	1:26.404	+7.711	9:36:56.031
Best Tm: 1:18.693			

(6) Ian THOMAS

1	-:---		9:31:51.582
2	1:22.223	-	9:33:13.805
3	1:25.638	+3.415	9:34:39.443
4	1:29.291	+7.068	9:36:08.734
5	1:26.319	+4.096	9:37:35.053
6	1:29.093	+6.870	9:39:04.146
7	1:31.200	+8.977	9:40:35.346
Best Tm: 1:22.223			

(33) Graham CARROLL

1	-:---		9:31:12.830
Best Tm: -:---			

(15) Dane CHRISTISON

1	-:---		9:31:10.382
2	1:13.106	+0.505	9:32:23.488
3	1:12.601	-	9:33:36.089
4	1:15.181	+2.580	9:34:51.270
5	1:15.721	+3.120	9:36:06.991
Best Tm: 1:12.601			

SMRC Race Meeting

SMRC Formula Ford Championship

Knockhill 1.280 Miles

Race 5- First Race

24/06/2007 11:50

Race (10 Laps)

2 [8] Louis Di RESTA [1:05.072]	1 [30] Mike GARDINER [1:03.735]	1
4 [22] Elliot MASON [1:06.456]	3 [5] Stuart THORBURN [1:06.013]	2
6 [2] Willie HOURIE [1:07.662]	5 [66] Rory BUTCHER [1:07.025]	3
8 [70] David THORBURN [1:08.544]	7 [16] Robert THOMSON [1:07.968]	4
10 [14] Colin TURNER [1:09.817]	9 [19] Andrew McGREGOR [1:09.584]	5
12 [4] Graham LEGGET [1:10.081]	11 [40] Laurie HUGHES [1:09.964]	6
14 [46] Martin PIERACCINI [1:10.818]	13 [23] Andrew CHESHER [1:10.168]	7
16 [10] Angus GEDDES [1:11.801]	15 [3] Adrian HAMILTON [1:11.172]	8
18 [11] Kyle MURCHIE [1:13.498]	17 [7] Craig BRUNTON [1:11.948]	9
20 [78] David HEADEN [1:16.311]	19 [42] Roy McGREGOR [1:16.145]	10
22 [6] Ian THOMAS [1:22.223]	21 [61] Barry SMITH [1:18.693]	11
24 [15] Dane CHRISTISON [1:12.601]	23 [33] Graham CARROLL [-:--]	12

SMRC Race Meeting

SMRC Formula Ford Championship

Knockhill 1.280 Miles

Race 5- First Race

24/06/2007 11:50

Race (10 Laps)



25

||

13

SMRC Race Meeting**Sorted on Best Lap time**

Smarty.com Mini Cooper Cup

Knockhill 1.280 Miles

Practice 6

24/06/2007 09:40

Practice

Pos	No.	Name	Make/Model	CC	Class Co	Laps	Best Tm	Diff	In Lap	2nd Best
1	2	Paul WILSON	Mini Cooper	1600	SM	7	1:10.010	-	6	1:10.019
2	91	Rory BUTCHER	Mini Cooper	1600	SM	7	1:10.070	+0.060	6	1:10.157
3	1	Oliver MORTIMER	Mini Cooper	1600		7	1:10.171	+0.161	7	1:10.190
4	3	Glynn GEDDIE	Mini Cooper	1600	SMN	7	1:10.206	+0.196	7	1:10.523
5	16	Kenneth THIRWALL	Mini Cooper	1600	SMN	8	1:10.273	+0.263	7	1:10.898
6	12	Steve MITCHELL	Mini Cooper	1600	SM	7	1:10.522	+0.512	7	1:11.365
7	15	Ian MILTON	Mini Cooper	1600	SMN	7	1:11.432	+1.422	7	1:12.447
8	7	Vic COVEY Jnr	Mini Cooper	1600	SM	7	1:11.513	+1.503	6	1:11.648
9	5	Michael ROWAN	Mini Cooper	1600	SMN	7	1:11.981	+1.971	7	1:12.620
10	17	Mark DRYDEN	Mini Cooper	1600	SM	7	1:12.020	+2.010	6	1:12.415
11	9	John BARRIE	Mini Cooper	1600	SMN	7	1:12.289	+2.279	6	1:12.362
12	4	Gilbert GROSSETT	Mini Cooper	1600	SMN	7	1:12.705	+2.695	7	1:13.261
13	10	Scott CALDOW	Mini Cooper	1600	SMN	6	1:12.972	+2.962	4	1:13.283

SMRC Race Meeting

Smarty.com Mini Cooper Cup

Knockhill 1.280 Miles

Practice 6

24/06/2007 09:40

Practice

Lap	Lap Tm	Diff	Time of Day
(2) Paul WILSON			
1	-:--		9:48:13.547
2	1:12.774	+2.764	9:49:26.321
3	1:11.425	+1.415	9:50:37.746
4	1:11.378	+1.368	9:51:49.124
5	1:10.883	+0.873	9:53:00.007
6	1:10.010	-	9:54:10.017
7	1:10.019	+0.009	9:55:20.036
Best Tm: 1:10.010			

Lap	Lap Tm	Diff	Time of Day
(91) Rory BUTCHER			
1	-:--		9:48:43.338
2	1:12.496	+2.426	9:49:55.834
3	1:16.288	+6.218	9:51:12.122
4	1:11.181	+1.111	9:52:23.303
5	1:10.457	+0.387	9:53:33.760
6	1:10.070	-	9:54:43.830
7	1:10.157	+0.087	9:55:53.987
Best Tm: 1:10.070			

Lap	Lap Tm	Diff	Time of Day
(1) Oliver MORTIMER			
1	-:--		9:48:06.741
2	1:11.907	+1.736	9:49:18.648
3	1:11.419	+1.248	9:50:30.067
4	1:11.555	+1.384	9:51:41.622
5	1:10.714	+0.543	9:52:52.336
6	1:10.190	+0.019	9:54:02.526
7	1:10.171	-	9:55:12.697
Best Tm: 1:10.171			

Lap	Lap Tm	Diff	Time of Day
(3) Glynn GEDDIE			
1	-:--		9:48:09.139
2	1:11.600	+1.394	9:49:20.739
3	1:10.523	+0.317	9:50:31.262
4	1:11.347	+1.141	9:51:42.609
5	1:10.809	+0.603	9:52:53.418
6	1:10.752	+0.546	9:54:04.170
7	1:10.206	-	9:55:14.376
Best Tm: 1:10.206			

Lap	Lap Tm	Diff	Time of Day
(16) Kenneth THIRWALL			
1	-:--		9:48:24.304
2	1:14.848	+4.575	9:49:39.152
3	1:12.690	+2.417	9:50:51.842
4	1:11.355	+1.082	9:52:03.197
5	1:13.664	+3.391	9:53:16.861
6	1:10.898	+0.625	9:54:27.759
7	1:10.273	-	9:55:38.032
8	1:25.030	+14.757	9:57:03.062
Best Tm: 1:10.273			

Lap	Lap Tm	Diff	Time of Day
(12) Steve MITCHELL			
1	-:--		9:48:21.114
2	1:14.163	+3.641	9:49:35.277

Lap	Lap Tm	Diff	Time of Day
3	1:12.636	+2.114	9:50:47.913
4	1:13.598	+3.076	9:52:01.511
5	1:11.365	+0.843	9:53:12.876
6	1:11.480	+0.958	9:54:24.356
7	1:10.522	-	9:55:34.878
Best Tm: 1:10.522			

Lap	Lap Tm	Diff	Time of Day
(15) Ian MILTON			
1	-:--		9:48:33.349
2	1:15.233	+3.801	9:49:48.582
3	1:12.977	+1.545	9:51:01.559
4	1:12.991	+1.559	9:52:14.550
5	1:12.482	+1.050	9:53:27.032
6	1:12.447	+1.015	9:54:39.479
7	1:11.432	-	9:55:50.911
Best Tm: 1:11.432			

Lap	Lap Tm	Diff	Time of Day
(7) Vic COVEY Jnr			
1	-:--		9:48:29.702
2	1:13.296	+1.783	9:49:42.998
3	1:12.468	+0.955	9:50:55.466
4	1:21.402	+9.889	9:52:16.868
5	1:11.648	+0.135	9:53:28.516
6	1:11.513	-	9:54:40.029
7	1:11.780	+0.267	9:55:51.809
Best Tm: 1:11.513			

Lap	Lap Tm	Diff	Time of Day
(5) Michael ROWAN			
1	-:--		9:48:38.663
2	1:16.357	+4.376	9:49:55.020
3	1:22.563	+10.582	9:51:17.583
4	1:13.501	+1.520	9:52:31.084
5	1:12.620	+0.639	9:53:43.704
6	1:12.787	+0.806	9:54:56.491
7	1:11.981	-	9:56:08.472
Best Tm: 1:11.981			

Lap	Lap Tm	Diff	Time of Day
(17) Mark DRYDEN			
1	-:--		9:48:28.010
2	1:16.037	+4.017	9:49:44.047
3	1:13.169	+1.149	9:50:57.216
4	1:12.415	+0.395	9:52:09.631
5	1:13.153	+1.133	9:53:22.784
6	1:12.020	-	9:54:34.804
7	1:13.830	+1.810	9:55:48.634
Best Tm: 1:12.020			

Lap	Lap Tm	Diff	Time of Day
(9) John BARRIE			
1	-:--		9:48:24.328
2	1:16.745	+4.456	9:49:41.073
3	1:13.579	+1.290	9:50:54.652
4	1:13.462	+1.173	9:52:08.114
5	1:13.629	+1.340	9:53:21.743
6	1:12.289	-	9:54:34.032
7	1:12.362	+0.073	9:55:46.394
Best Tm: 1:12.289			

Lap	Lap Tm	Diff	Time of Day
(4) Gilbert GROSSETT			
1	-:--		9:48:15.947
2	1:14.823	+2.118	9:49:30.770
3	1:14.898	+2.193	9:50:45.668
4	1:16.198	+3.493	9:52:01.866
5	1:15.920	+3.215	9:53:17.786
6	1:13.261	+0.556	9:54:31.047
7	1:12.705	-	9:55:43.752
Best Tm: 1:12.705			

Lap	Lap Tm	Diff	Time of Day
(10) Scott CALDOW			
1	-:--		9:48:11.216
2	1:16.767	+3.795	9:49:27.983
3	1:13.283	+0.311	9:50:41.266
4	1:12.972	-	9:51:54.238
5	1:36.586	+23.614	9:53:30.824
6	1:40.546	+27.574	9:55:11.370
Best Tm: 1:12.972			

SMRC Race Meeting


Smarty.com Mini Cooper Cup

Knockhill 1.280 Miles

Race 6 - First Race

24/06/2007 12:10

Race (10 Laps)



2
[91] Rory BUTCHER
[1:10.070]
4
[3] Glynn GEDDIE
[1:10.206]
6
[12] Steve MITCHELL
[1:10.522]
8
[7] Vic COVEY Jnr
[1:11.513]
10
[17] Mark DRYDEN
[1:12.020]
12
[4] Gilbert GROSSETT
[1:12.705]

1
[2] Paul WILSON
[1:10.010]
3
[1] Oliver MORTIMER
[1:10.171]
5
[16] Kenneth THIRWALL
[1:10.273]
7
[15] Ian MILTON
[1:11.432]
9
[5] Michael ROWAN
[1:11.981]
11
[9] John BARRIE
[1:12.289]
13
[10] Scott CALDOW
[1:12.972]

1
2
3
4
5
6
7

SMRC Race Meeting

Sorted on Best Lap time

NSSCC - All Classes

Knockhill 1.280 Miles

Practice 7

24/06/2007 09:55

Practice

Pos	No.	Name	Make/Model	CC	Class Co	Laps	Best Tm	Diff	In Lap	2nd Best
1	26	Andrew GALLACHER	Ford Focus	2000	A1	8	55.780	-	7	57.635
2	16	Colin SIMPSON	Marcos Mantis	4600	A1	10	59.212	+3.432	10	59.351
3	71	Robert PRITCHARD	Caterham	2000	A2	10	59.969	+4.189	3	1:00.307
4	88	Tony CAIG	Ford Focus	2000	C	9	1:04.581	+8.801	9	1:05.309
5	52	Ian HEPBURN	Westfield Seight	4800	A1	9	1:05.011	+9.231	5	1:05.598
6	23	Tim EVANS	Sylva Phoenix	1000	G	9	1:06.281	+10.501	7	1:06.353
7	1	Duncan MARSHALL	Sylva Phoenix	1000	G	9	1:06.662	+10.882	6	1:06.695
8	44	Michael CUTT	BMW M3	3000	B	9	1:06.790	+11.010	9	1:06.820
9	84	Arthur ROBINSON	Westfield SE	2261	E	8	1:06.946	+11.166	8	1:07.748
10	92	Mike SIDGWICK	Morgan	5000	A1	9	1:07.634	+11.854	4	1:08.645
11	47	Barry SMITH	Caterham	1800	E	9	1:08.179	+12.399	7	1:08.490
12	53	Brian SMITH	Sylva Phoenix	1800	G	8	1:08.401	+12.621	8	1:08.621
13	66	Paul MOSS	Citroen Saxo	1600	D	9	1:08.678	+12.898	7	1:09.341
14	54	Andrew MORRISON	Seat Cupra	1998	B	8	1:08.740	+12.960	7	1:09.192
15	28	Peter ISHERWOOD	Sylva Phoenix	919	G	8	1:09.236	+13.456	6	1:09.384
16	79	Gavin LEE	Ford Fiesta XR2	1600	D	8	1:10.060	+14.280	7	1:11.070
17	8	David BOTTERILL	Porsche 944	2994	B	7	1:11.663	+15.883	5	1:11.691
18	29	Kenny YOUNG	Caterham	15880	E	8	1:12.961	+17.181	8	1:13.156
19	46	Ian HUMPIISH	VW Beetle RSi	2800	B	8	1:13.003	+17.223	4	1:13.204
20	18	Brian MORRIS	Datsun 240Z	2353	H	8	1:13.654	+17.874	4	1:13.730

SMRC Race Meeting

NSSCC - All Classes

Knockhill 1.280 Miles

Practice 7

24/06/2007 09:55

Practice

Lap	Lap Tm	Diff	Time of Day
(26) Andrew GALLACHER			
1	-:--		10:04:33.553
2	57.728	+1.948	10:05:31.281
3	1:07.945	+12.165	10:06:39.226
4	57.635	+1.855	10:07:36.861
5	59.699	+3.919	10:08:36.560
6	1:00.365	+4.585	10:09:36.925
7	55.780	-	10:10:32.705
8	1:10.595	+14.815	10:11:43.300
Best Tm: 55.780			

Lap	Lap Tm	Diff	Time of Day
(16) Colin SIMPSON			
1	-:--		10:04:30.857
2	1:00.356	+1.144	10:05:31.213
3	1:09.608	+10.396	10:06:40.821
4	1:00.094	+0.882	10:07:40.915
5	1:00.376	+1.164	10:08:41.291
6	1:00.344	+1.132	10:09:41.635
7	1:00.323	+1.111	10:10:41.958
8	59.351	+0.139	10:11:41.309
9	1:00.315	+1.103	10:12:41.624
10	59.212	-	10:13:40.836
Best Tm: 59.212			

Lap	Lap Tm	Diff	Time of Day
(71) Robert PRITCHARD			
1	-:--		10:05:06.259
2	1:05.184	+5.215	10:06:11.443
3	59.969	-	10:07:11.412
4	1:00.307	+0.338	10:08:11.719
5	1:01.775	+1.806	10:09:13.494
6	1:02.838	+2.869	10:10:16.332
7	1:04.541	+4.572	10:11:20.873
8	1:01.025	+1.056	10:12:21.898
9	1:00.637	+0.668	10:13:22.535
10	1:19.980	+20.011	10:14:42.515
Best Tm: 59.969			

Lap	Lap Tm	Diff	Time of Day
(88) Tony CAIG			
1	-:--		10:04:44.415
2	1:07.381	+2.800	10:05:51.796
3	1:06.382	+1.801	10:06:58.178
4	1:05.582	+1.001	10:08:03.760
5	1:05.756	+1.175	10:09:09.516
6	1:05.309	+0.728	10:10:14.825
7	1:07.557	+2.976	10:11:22.382
8	1:07.879	+3.298	10:12:30.261
9	1:04.581	-	10:13:34.842
Best Tm: 1:04.581			

Lap	Lap Tm	Diff	Time of Day
(52) Ian HEPBURN			
1	-:--		10:04:58.214
2	1:07.995	+2.984	10:06:06.209
3	1:06.319	+1.308	10:07:12.528
4	1:05.598	+0.587	10:08:18.126
5	1:05.011	-	10:09:23.137
6	1:07.270	+2.259	10:10:30.407

Lap	Lap Tm	Diff	Time of Day
7	1:07.339	+2.328	10:11:37.746
8	1:06.660	+1.649	10:12:44.406
9	1:07.784	+2.773	10:13:52.190
Best Tm: 1:05.011			

Lap	Lap Tm	Diff	Time of Day
(23) Tim EVANS			
1	-:--		10:05:08.388
2	1:09.330	+3.049	10:06:17.718
3	1:09.416	+3.135	10:07:27.134
4	1:07.141	+0.860	10:08:34.275
5	1:06.911	+0.630	10:09:41.186
6	1:06.353	+0.072	10:10:47.539
7	1:06.281	-	10:11:53.820
8	1:07.657	+1.376	10:13:01.477
9	1:07.462	+1.181	10:14:08.939
Best Tm: 1:06.281			

Lap	Lap Tm	Diff	Time of Day
(1) Duncan MARSHALL			
1	-:--		10:05:07.041
2	1:09.893	+3.231	10:06:16.934
3	1:09.003	+2.341	10:07:25.937
4	1:07.634	+0.972	10:08:33.571
5	1:06.695	+0.033	10:09:40.266
6	1:06.662	-	10:10:46.928
7	1:06.887	+0.225	10:11:53.815
8	1:07.884	+1.222	10:13:01.699
9	1:07.471	+0.809	10:14:09.170
Best Tm: 1:06.662			

Lap	Lap Tm	Diff	Time of Day
(44) Michael CUTT			
1	-:--		10:04:36.970
2	1:07.111	+0.321	10:05:44.081
3	1:08.184	+1.394	10:06:52.265
4	1:07.216	+0.426	10:07:59.481
5	1:07.880	+1.090	10:09:07.361
6	1:06.820	+0.030	10:10:14.181
7	1:07.885	+1.095	10:11:22.066
8	1:07.947	+1.157	10:12:30.013
9	1:06.790	-	10:13:36.803
Best Tm: 1:06.790			

Lap	Lap Tm	Diff	Time of Day
(84) Arthur ROBINSON			
1	-:--		10:05:28.112
2	1:11.889	+4.943	10:06:40.001
3	1:09.662	+2.716	10:07:49.663
4	1:08.533	+1.587	10:08:58.196
5	1:09.513	+2.567	10:10:07.709
6	1:09.973	+3.027	10:11:17.682
7	1:07.748	+0.802	10:12:25.430
8	1:06.946	-	10:13:32.376
Best Tm: 1:06.946			

Lap	Lap Tm	Diff	Time of Day
(92) Mike SIDGWICK			
1	-:--		10:04:40.349
2	1:10.137	+2.503	10:05:50.486
3	1:09.493	+1.859	10:06:59.979

Lap	Lap Tm	Diff	Time of Day
4	1:07.634	-	10:08:07.613
5	1:12.313	+4.679	10:09:19.926
6	1:12.380	+4.746	10:10:32.306
7	1:11.152	+3.518	10:11:43.458
8	1:10.143	+2.509	10:12:53.601
9	1:08.645	+1.011	10:14:02.246
Best Tm: 1:07.634			

Lap	Lap Tm	Diff	Time of Day
(47) Barry SMITH			
1	-:--		10:04:58.433
2	1:15.969	+7.790	10:06:14.402
3	1:09.352	+1.173	10:07:23.754
4	1:08.490	+0.311	10:08:32.244
5	1:09.844	+1.665	10:09:42.088
6	1:08.754	+0.575	10:10:50.842
7	1:08.179	-	10:11:59.021
8	1:08.896	+0.717	10:13:07.917
9	1:08.802	+0.623	10:14:16.719
Best Tm: 1:08.179			

Lap	Lap Tm	Diff	Time of Day
(53) Brian SMITH			
1	-:--		10:05:29.796
2	1:16.819	+8.418	10:06:46.615
3	1:10.796	+2.395	10:07:57.411
4	1:08.621	+0.220	10:09:06.032
5	1:09.582	+1.181	10:10:15.614
6	1:09.353	+0.952	10:11:24.967
7	1:09.150	+0.749	10:12:34.117
8	1:08.401	-	10:13:42.518
Best Tm: 1:08.401			

Lap	Lap Tm	Diff	Time of Day
(66) Paul MOSS			
1	-:--		10:04:58.003
2	1:18.260	+9.582	10:06:16.263
3	1:12.020	+3.342	10:07:28.283
4	1:11.053	+2.375	10:08:39.336
5	1:11.258	+2.580	10:09:50.594
6	1:09.341	+0.663	10:10:59.935
7	1:08.678	-	10:12:08.613
8	1:11.494	+2.816	10:13:20.107
9	1:13.838	+5.160	10:14:33.945
Best Tm: 1:08.678			

Lap	Lap Tm	Diff	Time of Day
(54) Andrew MORRISON			
1	-:--		10:05:21.382
2	1:10.733	+1.993	10:06:32.115
3	1:09.312	+0.572	10:07:41.427
4	1:10.335	+1.595	10:08:51.762
5	1:10.393	+1.653	10:10:02.155
6	1:09.381	+0.641	10:11:11.536
7	1:08.740	-	10:12:20.276
8	1:09.192	+0.452	10:13:29.468
Best Tm: 1:08.740			

Lap	Lap Tm	Diff	Time of Day
(28) Peter ISHERWOOD			
1	-:--		10:05:27.904

SMRC Race Meeting

NSSCC - All Classes

Knockhill 1.280 Miles

Practice 7

24/06/2007 09:55

Practice

Lap	Lap Tm	Diff	Time of Day
2	1:16.603	+7.367	10:06:44.507
3	1:14.451	+5.215	10:07:58.958
4	1:12.272	+3.036	10:09:11.230
5	1:10.842	+1.606	10:10:22.072
6	1:09.236	-	10:11:31.308
7	1:23.171	+13.935	10:12:54.479
8	1:09.384	+0.148	10:14:03.863
Best Tm: 1:09.236			

Lap	Lap Tm	Diff	Time of Day
4	1:13.654	-	10:08:57.046
5	1:14.079	+0.425	10:10:11.125
6	1:16.559	+2.905	10:11:27.684
7	1:13.730	+0.076	10:12:41.414
8	1:14.024	+0.370	10:13:55.438
Best Tm: 1:13.654			

Lap	Lap Tm	Diff	Time of Day
-----	--------	------	-------------

(79) Gavin LEE

1	-:---		10:05:25.992
2	1:16.862	+6.802	10:06:42.854
3	1:13.840	+3.780	10:07:56.694
4	1:13.640	+3.580	10:09:10.334
5	1:13.220	+3.160	10:10:23.554
6	1:11.070	+1.010	10:11:34.624
7	1:10.060	-	10:12:44.684
8	1:11.186	+1.126	10:13:55.870
Best Tm: 1:10.060			

(8) David BOTTERILL

1	-:---		10:06:52.643
2	1:13.802	+2.139	10:08:06.445
3	1:12.772	+1.109	10:09:19.217
4	1:12.614	+0.951	10:10:31.831
5	1:11.663	-	10:11:43.494
6	1:16.146	+4.483	10:12:59.640
7	1:11.691	+0.028	10:14:11.331
Best Tm: 1:11.663			

(29) Kenny YOUNG

1	-:---		10:05:07.597
2	1:16.262	+3.301	10:06:23.859
3	1:13.156	+0.195	10:07:37.015
4	1:13.916	+0.955	10:08:50.931
5	1:13.230	+0.269	10:10:04.161
6	1:14.331	+1.370	10:11:18.492
7	1:18.404	+5.443	10:12:36.896
8	1:12.961	-	10:13:49.857
Best Tm: 1:12.961			

(46) Ian HUMPISH

1	-:---		10:05:02.865
2	1:18.031	+5.028	10:06:20.896
3	1:15.319	+2.316	10:07:36.215
4	1:13.003	-	10:08:49.218
5	1:14.490	+1.487	10:10:03.708
6	1:16.112	+3.109	10:11:19.820
7	1:13.816	+0.813	10:12:33.636
8	1:13.204	+0.201	10:13:46.840
Best Tm: 1:13.003			

(18) Brian MORRIS

1	-:---		10:05:13.338
2	1:15.501	+1.847	10:06:28.839
3	1:14.553	+0.899	10:07:43.392

SMRC Race Meeting


NSSCC - All Classes

Knockhill 1.280 Miles

Race 7

24/06/2007 12:20

Race (17 Laps)



2 [16] Colin SIMPSON [59.212]	1 [26] Andrew GALLACHER [55.780]	1
4 [88] Tony CAIG [1:04.581]	3 [71] Robert PRITCHARD [59.969]	2
6 [23] Tim EVANS [1:06.281]	5 [52] Ian HEPBURN [1:05.011]	3
8 [44] Michael CUTT [1:06.790]	7 [1] Duncan MARSHALL [1:06.662]	4
10 [92] Mike SIDGWICK [1:07.634]	9 [84] Arthur ROBINSON [1:06.946]	5
12 [53] Brian SMITH [1:08.401]	11 [47] Barry SMITH [1:08.179]	6
14 [54] Andrew MORRISON [1:08.740]	13 [66] Paul MOSS [1:08.678]	7
16 [79] Gavin LEE [1:10.060]	15 [28] Peter ISHERWOOD [1:09.236]	8
18 [29] Kenny YOUNG [1:12.961]	17 [8] David BOTTERILL [1:11.663]	9
20 [18] Brian MORRIS [1:13.654]	19 [46] Ian HUMPIISH [1:13.003]	10

SMRC Race Meeting

Sorted on Laps

Scottish Classic Sports & Saloons

Knockhill 1.280 Miles

Race 1 - First Race

24/06/2007 10:30

Race (10 Laps)

Pos	No.	Name	Make/Model	CC	Class C	Laps	Total Tm	Diff	Avg. Speed	Best Tm 1 Lap	Laps
1	2	Olly ROSS	Lotus Europa	1600	CSSB	10	11:40.164	-	65.813	1:09.170	7
2	3	Stan BERNARD	Porsche 911	2687	CSSC	10	12:01.043	+20.879	63.907	1:11.303	10
3	5	Matthew GORDON	Porsche 911	2700	CSSC	10	12:01.312	+21.148	63.884	1:10.077	7
4	87	Al FLEMING	Lotus Elan	1558	CSSB	10	12:02.074	+21.910	63.816	1:10.667	7
5	22	Jim GRANT	Lotus Elan	1600	CSSB	10	12:05.480	+25.316	63.517	1:10.586	10
6	12	Tommy GILMARTIN	BMW 2002	2000	CSSC	10	12:16.662	+36.498	62.552	1:12.176	9
7	15	Donald LAIRD	Lotus Elan	1558	CSSB	10	12:38.002	+57.838	60.791	1:14.611	9
8	6	George LEITCH	Mini Ogle	1300	CSSA	10	12:44.818	1:04.654	60.250	1:13.373	8
9	30	Michael CONNON	Lotus Sunbeam	1558	CSSC	10	14:37.749	2:57.585	52.498	1:12.139	5
10	11	Ian MORTON	MG Midget	1380	CSSA	9	11:45.266	1 Lap	58.803	1:16.956	6
11	14	Tim REID	Alfa Romeo Guiletta	1598	CSSB	9	12:13.302	+28.036	56.555	1:19.121	5
12	26	Liz SWAN	Renault 8	1397	CSSA	9	12:17.865	+32.599	56.205	1:19.874	9
13	17	Andrew SWANSTON	Ford Escort RS	1600	CSSB	8	11:56.614	2 Laps	51.442	1:24.737	2
Not classified											
DNF	10	Andy WALKER	Ford Escort	1600	CSSB	2	2:42.237	-	56.806	1:17.406	2

Margin of Victory	Avg. Speed	Best Lap Tm	Best Spd	Best Lap by
+20.879	65.813	1:09.170	66.618	[2] Olly ROSS

Printed: 24/06/2007 14:09:20

ih Motorsport Automatic Race Timing (SMART)

Chief Timekeeper - Ian Sharp

Orbits 3

Clerk of the Course

www.amb-it.com

Sig.

Time

www.mylaps.com

SMRC Race Meeting

Scottish Classic Sports & Saloons

Knockhill 1.280 Miles

Race 1 - First Race

24/06/2007 10:30

Race (10 Laps)

Lap	Lap Tm	Diff	Time of Day
(2) Olly ROSS			
1	-:--		10:31:00.567
2	1:09.490	+0.320	10:32:10.057
3	1:09.582	+0.412	10:33:19.639
4	1:10.012	+0.842	10:34:29.651
5	1:09.476	+0.306	10:35:39.127
6	1:09.920	+0.750	10:36:49.047
7	1:09.170	-	10:37:58.217
8	1:09.846	+0.676	10:39:08.063
9	1:09.394	+0.224	10:40:17.457
10	1:10.842	+1.672	10:41:28.299
Best Tm: 1:09.170			

Lap	Lap Tm	Diff	Time of Day
(3) Stan BERNARD			
1	-:--		10:31:02.537
2	1:11.404	+0.101	10:32:13.941
3	1:12.167	+0.864	10:33:26.108
4	1:12.298	+0.995	10:34:38.406
5	1:11.639	+0.336	10:35:50.045
6	1:12.167	+0.864	10:37:02.212
7	1:11.536	+0.233	10:38:13.748
8	1:12.208	+0.905	10:39:25.956
9	1:11.919	+0.616	10:40:37.875
10	1:11.303	-	10:41:49.178
Best Tm: 1:11.303			

Lap	Lap Tm	Diff	Time of Day
(5) Matthew GORDON			
1	-:--		10:31:08.372
2	1:11.072	+0.995	10:32:19.444
3	1:11.917	+1.840	10:33:31.361
4	1:10.476	+0.399	10:34:41.837
5	1:11.709	+1.632	10:35:53.546
6	1:10.841	+0.764	10:37:04.387
7	1:10.077	-	10:38:14.464
8	1:11.728	+1.651	10:39:26.192
9	1:12.599	+2.522	10:40:38.791
10	1:10.656	+0.579	10:41:49.447
Best Tm: 1:10.077			

Lap	Lap Tm	Diff	Time of Day
(87) Al FLEMING			
1	-:--		10:31:04.119
2	1:12.070	+1.403	10:32:16.189
3	1:11.431	+0.764	10:33:27.620
4	1:13.001	+2.334	10:34:40.621
5	1:11.276	+0.609	10:35:51.897
6	1:11.773	+1.106	10:37:03.670
7	1:10.667	-	10:38:14.337
8	1:11.987	+1.320	10:39:26.324
9	1:12.748	+2.081	10:40:39.072
10	1:11.137	+0.470	10:41:50.209
Best Tm: 1:10.667			

Lap	Lap Tm	Diff	Time of Day
(22) Jim GRANT			
1	-:--		10:31:06.829
2	1:13.624	+3.038	10:32:20.453
3	1:13.228	+2.642	10:33:33.681

Lap	Lap Tm	Diff	Time of Day
4	1:13.801	+3.215	10:34:47.482
5	1:11.434	+0.848	10:35:58.916
6	1:11.660	+1.074	10:37:10.576
7	1:11.109	+0.523	10:38:21.685
8	1:10.738	+0.152	10:39:32.423
9	1:10.606	+0.020	10:40:43.029
10	1:10.586	-	10:41:53.615
Best Tm: 1:10.586			

Lap	Lap Tm	Diff	Time of Day
(12) Tommy GILMARTIN			
1	-:--		10:31:08.445
2	1:13.480	+1.304	10:32:21.925
3	1:12.606	+0.430	10:33:34.531
4	1:14.113	+1.937	10:34:48.644
5	1:12.329	+0.153	10:36:00.973
6	1:12.192	+0.016	10:37:13.165
7	1:13.844	+1.668	10:38:27.009
8	1:12.860	+0.684	10:39:39.869
9	1:12.176	-	10:40:52.045
10	1:12.752	+0.576	10:42:04.797
Best Tm: 1:12.176			

Lap	Lap Tm	Diff	Time of Day
(15) Donald LAIRD			
1	-:--		10:31:09.803
2	1:14.798	+0.187	10:32:24.601
3	1:14.683	+0.072	10:33:39.284
4	1:16.103	+1.492	10:34:55.387
5	1:14.801	+0.190	10:36:10.188
6	1:15.010	+0.399	10:37:25.198
7	1:14.677	+0.066	10:38:39.875
8	1:16.413	+1.802	10:39:56.288
9	1:14.611	-	10:41:10.899
10	1:15.238	+0.627	10:42:26.137
Best Tm: 1:14.611			

Lap	Lap Tm	Diff	Time of Day
(6) George LEITCH			
1	-:--		10:31:15.866
2	1:17.845	+4.472	10:32:33.711
3	1:15.906	+2.533	10:33:49.617
4	1:16.280	+2.907	10:35:05.897
5	1:17.093	+3.720	10:36:22.990
6	1:14.721	+1.348	10:37:37.711
7	1:13.631	+0.258	10:38:51.342
8	1:13.373	-	10:40:04.715
9	1:14.473	+1.100	10:41:19.188
10	1:13.765	+0.392	10:42:32.953
Best Tm: 1:13.373			

Lap	Lap Tm	Diff	Time of Day
(30) Michael CONNOR			
1	-:--		10:31:05.362
2	1:13.359	+1.220	10:32:18.721
3	1:14.063	+1.924	10:33:32.784
4	1:13.564	+1.425	10:34:46.348
5	1:12.139	-	10:35:58.487
6	1:13.771	+1.632	10:37:12.258
7	1:13.960	+1.821	10:38:26.218
8	1:13.059	+0.920	10:39:39.277
9	1:16.005	+3.866	10:40:55.282

Lap	Lap Tm	Diff	Time of Day
10	3:30.602	+2:18.463	10:44:25.884
Best Tm: 1:12.139			

Lap	Lap Tm	Diff	Time of Day
(11) Ian MORTON			
1	-:--		10:31:12.044
2	1:17.293	+0.337	10:32:29.337
3	1:17.913	+0.957	10:33:47.250
4	1:18.645	+1.689	10:35:05.895
5	1:17.743	+0.787	10:36:23.638
6	1:16.956	-	10:37:40.594
7	1:16.988	+0.032	10:38:57.582
8	1:17.221	+0.265	10:40:14.803
9	1:18.598	+1.642	10:41:33.401
Best Tm: 1:16.956			

Lap	Lap Tm	Diff	Time of Day
(14) Tim REID			
1	-:--		10:31:18.090
2	1:20.748	+1.627	10:32:38.838
3	1:21.896	+2.775	10:34:00.734
4	1:20.885	+1.764	10:35:21.619
5	1:19.121	-	10:36:40.740
6	1:19.381	+0.260	10:38:00.121
7	1:20.495	+1.374	10:39:20.616
8	1:21.692	+2.571	10:40:42.308
9	1:19.129	+0.008	10:42:01.437
Best Tm: 1:19.121			

Lap	Lap Tm	Diff	Time of Day
(26) Liz SWAN			
1	-:--		10:31:15.119
2	1:20.550	+0.676	10:32:35.669
3	1:20.371	+0.497	10:33:56.040
4	1:22.384	+2.510	10:35:18.424
5	1:21.353	+1.479	10:36:39.777
6	1:22.356	+2.482	10:38:02.133
7	1:20.556	+0.682	10:39:22.689
8	1:23.437	+3.563	10:40:46.126
9	1:19.874	-	10:42:06.000
Best Tm: 1:19.874			

Lap	Lap Tm	Diff	Time of Day
(17) Andrew SWANSTON			
1	-:--		10:31:22.824
2	1:24.737	-	10:32:47.561
3	1:26.582	+1.845	10:34:14.143
4	1:25.258	+0.521	10:35:39.401
5	1:27.093	+2.356	10:37:06.494
6	1:28.867	+4.130	10:38:35.361
7	1:28.630	+3.893	10:40:03.991
8	1:40.758	+16.021	10:41:44.749
Best Tm: 1:24.737			

Lap	Lap Tm	Diff	Time of Day
(10) Andy WALKER			
1	-:--		10:31:12.966
2	1:17.406	-	10:32:30.372
Best Tm: 1:17.406			


Scottish Classic Sports & Saloons

Knockhill 1.280 Miles

Race 1 - First Race

24/06/2007 10:30

Race (10 Laps)



Competitors	Laps									
	1	2	3	4	5	6	7	8	9	10
Olly ROSS (2)	1	2	2	2	2	2	2	2	2	2
Stan BERNARD (3)	2	3	3	3	3	3	3	3	3	3
Al FLEMING (87)	3	87	87	87	87	87	87	87	5	5
Michael CONNOR (30)	4	30	30	5	5	5	5	5	87	87
Jim GRANT (22)	5	22	5	30	30	30	22	22	22	22
Matthew GORDON (5)	6	5	22	22	22	22	30	30	30	12
Tommy GILMARTIN (12)	7	12	12	12	12	12	12	12	12	30
Donald LAIRD (15)	8	15	15	15	15	15	15	15	15	15
Ian MORTON (11)	9	11	11	11	11	6	6	6	6	6
Andy WALKER (10)	10	10	10	6	6	11	11	11	11	11
Liz SWAN (26)	11	26	6	26	26	26	14	14	14	14
George LEITCH (6)	12	6	26	14	14	14	26	26	26	26
Tim REID (14)	13	14	14	17	17	17	17	17	17	17
Andrew SWANSTON (17)	14	17	17							

SMRC Race Meeting


Scottish Classic Sports & Saloons

Knockhill 1.280 Miles

Race 8 - Second Race

24/06/2007 13:00

Race (10 Laps)



2
[26] Liz SWAN
[9]
4
[11] Ian MORTON
[9]
6
[6] George LEITCH
[10]
8
[12] Tommy GILMARTIN
[10]
10
[87] Al FLEMING
[10]
12
[3] Stan BERNARD
[10]
14
[10] Andy WALKER
[2]

1
[17] Andrew SWANSTON
[8]
3
[14] Tim REID
[9]
5
[30] Michael CONNOR
[10]
7
[15] Donald LAIRD
[10]
9
[22] Jim GRANT
[10]
11
[5] Matthew GORDON
[10]
13
[2] Olly ROSS
[10]

1
2
3
4
5
6
7

SMRC Race Meeting

Sorted on Laps

Scottish Sports & Saloon Championship

Knockhill 1.280 Miles

Race 2 - First Race

24/06/2007 10:50

Race (10 Laps)

Pos	No.	Name	Make/Model	CC	Class C	Laps	Total Tm	Diff	Avg. Speed	Best Tm 1 Lap	Laps
1	26	Andrew GALLACHER	Ford Focus	2000	SSA	10	9:57.004	-	77.185	57.789	3
2	16	Colin SIMPSON	Marcos Mantis	4600	SSA	10	9:57.443	+0.439	77.129	58.102	2
3	7	Charlie SHAW	Ford Focus	2000T	SSA	10	9:58.717	+1.713	76.965	58.155	3
4	71	Robert PRITCHARD	Caterham	2000	SSA	10	10:00.208	+3.204	76.773	58.798	3
5	9	Harry SIMPSON	Caterham	1600	SSA	10	10:22.743	+25.739	73.995	1:01.534	2
6	56	Tommy DREELAN	Porsche 997	3600	SSA	10	10:25.840	+28.836	73.629	1:01.188	3
7	10	Bob LYONS	Caterham	1800	SSA	10	10:31.902	+34.898	72.923	1:01.065	3
8	78	David HEADEN	Caterham R400	2296	SSA	10	10:50.055	+53.051	70.886	1:03.232	4
9	52	Ian HEPBURN	Westfield Seight	4800	SSA	10	10:51.437	+54.433	70.736	1:03.194	8
10	80	Peter FRITH	Caterham	1600	SSD	10	11:02.082	1:05.078	69.599	1:04.756	9
11	23	Tim EVANS	Sylva Phoenix	1000	SSD	9	10:01.303	1 Lap	68.970	1:05.098	8
12	44	Mike CUTT	BMW M3	2996	SSB	9	10:14.631	+13.328	67.475	1:07.135	7
13	21	Peter TADDEI	Ford Fiesta	2100	SSB	9	10:16.854	+15.551	67.231	1:04.999	9
14	54	Andrew MORRISON	Seat Cupra	1998	SSB	9	10:17.682	+16.379	67.141	1:04.943	8
15	92	Mike SIDGWICK	Morgan	5000	SSA	9	10:30.162	+28.859	65.812	1:05.540	8
16	47	Barry SMITH	Caterham	1800	SSD	9	10:31.102	+29.799	65.714	1:07.709	8
17	53	Brian SMITH	Sylva Phoenix	1800	SSD	9	10:33.983	+32.680	65.415	1:07.642	9
18	2	Peter ISHERWOOD	Sylva Phoenix	919	SSD	9	10:36.255	+34.952	65.181	1:06.867	9
19	30	Ian SINCLAIR	Westfield	1998	SSD	9	10:46.208	+44.905	64.177	1:08.846	2
20	3	John NATHAN	Ford Escort MK2	2000	SSC	9	10:54.488	+53.185	63.366	1:10.541	6
21	25	Andrew MacKENZIE	Caterham	1600	SSE	9	10:58.102	+56.799	63.018	1:09.771	7
22	29	Kenny YOUNG	Caterham 7	1588	SSE	9	11:03.167	1:01.864	62.536	1:10.842	9
23	28	Sam ARRENERG	Fisher Fury	919	SSD	8	10:16.842	2 Laps	59.762	1:13.457	8
Not classified (80% = 8 Laps)											
24	63	Linda WHITE	Caterham CSR	2300	SSA	7	11:02.803	3 Laps	48.666	1:07.395	2
DNS	40	Derek HASTINGS	Ford Escort Cosworth	2000T	SSB	0	----	-	-	----	0
DNS	1	Duncan MARSHALL	Sylva Phoenix	1000	SSD	0	----	-	-	----	0

Margin of Victory	Avg. Speed	Best Lap Tm	Best Spd	Best Lap by
+0.439	77.185	57.789	79.738	[26] Andrew GALLACHER

Printed: 24/06/2007 14:10:35

ih Motorsport Automatic Race Timing (SMART)

Chief Timekeeper - Ian Sharp

Orbits 3

Clerk of the Course

www.amb-it.com

Sig.

Time

www.mylaps.com

SMRC Race Meeting

Scottish Sports & Saloon Championship

Knockhill 1.280 Miles

Race 2 - First Race

24/06/2007 10:50

Race (10 Laps)

Lap	Lap Tm	Diff	Time of Day
(26) Andrew GALLACHER			
1	-:--		10:56:33.605
2	58.452	+0.663	10:57:32.057
3	57.789	-	10:58:29.846
4	59.932	+2.143	10:59:29.778
5	59.584	+1.795	11:00:29.362
6	1:02.597	+4.808	11:01:31.959
7	58.494	+0.705	11:02:30.453
8	58.895	+1.106	11:03:29.348
9	1:01.216	+3.427	11:04:30.564
10	1:00.809	+3.020	11:05:31.373
Best Tm: 57.789			

Lap	Lap Tm	Diff	Time of Day
(16) Colin SIMPSON			
1	-:--		10:56:36.065
2	58.102	-	10:57:34.167
3	58.767	+0.665	10:58:32.934
4	59.088	+0.986	10:59:32.022
5	59.248	+1.146	11:00:31.270
6	1:02.274	+4.172	11:01:33.544
7	1:00.521	+2.419	11:02:34.065
8	59.345	+1.243	11:03:33.410
9	59.296	+1.194	11:04:32.706
10	59.106	+1.004	11:05:31.812
Best Tm: 58.102			

Lap	Lap Tm	Diff	Time of Day
(7) Charlie SHAW			
1	-:--		10:56:35.773
2	1:00.518	+2.363	10:57:36.291
3	58.155	-	10:58:34.446
4	59.436	+1.281	10:59:33.882
5	1:00.148	+1.993	11:00:34.030
6	1:00.922	+2.767	11:01:34.952
7	1:00.232	+2.077	11:02:35.184
8	59.459	+1.304	11:03:34.643
9	58.759	+0.604	11:04:33.402
10	59.684	+1.529	11:05:33.086
Best Tm: 58.155			

Lap	Lap Tm	Diff	Time of Day
(71) Robert PRITCHARD			
1	-:--		10:56:37.972
2	59.112	+0.314	10:57:37.084
3	58.798	-	10:58:35.882
4	59.728	+0.930	10:59:35.610
5	59.379	+0.581	11:00:34.989
6	1:01.068	+2.270	11:01:36.057
7	1:00.363	+1.565	11:02:36.420
8	59.667	+0.869	11:03:36.087
9	59.448	+0.650	11:04:35.535
10	59.042	+0.244	11:05:34.577
Best Tm: 58.798			

Lap	Lap Tm	Diff	Time of Day
(9) Harry SIMPSON			
1	-:--		10:56:40.843
2	1:01.534	-	10:57:42.377
3	1:01.777	+0.243	10:58:44.154

Lap	Lap Tm	Diff	Time of Day
4	1:01.892	+0.358	10:59:46.046
5	1:01.610	+0.076	11:00:47.656
6	1:01.724	+0.190	11:01:49.380
7	1:02.246	+0.712	11:02:51.626
8	1:01.779	+0.245	11:03:53.405
9	1:01.607	+0.073	11:04:55.012
10	1:02.100	+0.566	11:05:57.112
Best Tm: 1:01.534			

Lap	Lap Tm	Diff	Time of Day
(56) Tommy DREELAN			
1	-:--		10:56:42.322
2	1:01.771	+0.583	10:57:44.093
3	1:01.188	-	10:58:45.281
4	1:01.422	+0.234	10:59:46.703
5	1:02.661	+1.473	11:00:49.364
6	1:01.736	+0.548	11:01:51.100
7	1:02.482	+1.294	11:02:53.582
8	1:01.957	+0.769	11:03:55.539
9	1:01.681	+0.493	11:04:57.220
10	1:02.989	+1.801	11:06:00.209
Best Tm: 1:01.188			

Lap	Lap Tm	Diff	Time of Day
(10) Bob LYONS			
1	-:--		10:56:43.042
2	1:03.326	+2.261	10:57:46.368
3	1:01.065	-	10:58:47.433
4	1:02.469	+1.404	10:59:49.902
5	1:02.947	+1.882	11:00:52.849
6	1:02.323	+1.258	11:01:55.172
7	1:02.964	+1.899	11:02:58.136
8	1:03.448	+2.383	11:04:01.584
9	1:02.593	+1.528	11:05:04.177
10	1:02.094	+1.029	11:06:06.271
Best Tm: 1:01.065			

Lap	Lap Tm	Diff	Time of Day
(78) David HEADEN			
1	-:--		10:56:44.770
2	1:03.260	+0.028	10:57:48.030
3	1:03.374	+0.142	10:58:51.404
4	1:03.232	-	10:59:54.636
5	1:04.350	+1.118	11:00:58.986
6	1:03.939	+0.707	11:02:02.925
7	1:04.559	+1.327	11:03:07.484
8	1:04.263	+1.031	11:04:11.747
9	1:05.549	+2.317	11:05:17.296
10	1:07.128	+3.896	11:06:24.424
Best Tm: 1:03.232			

Lap	Lap Tm	Diff	Time of Day
(52) Ian HEPBURN			
1	-:--		10:56:47.560
2	1:06.022	+2.828	10:57:53.582
3	1:04.860	+1.666	10:58:58.442
4	1:03.237	+0.043	11:00:01.679
5	1:04.692	+1.498	11:01:06.371
6	1:03.461	+0.267	11:02:09.832
7	1:03.842	+0.648	11:03:13.674
8	1:03.194	-	11:04:16.868
9	1:05.498	+2.304	11:05:22.366

Lap	Lap Tm	Diff	Time of Day
10	1:03.440	+0.246	11:06:25.806
Best Tm: 1:03.194			

Lap	Lap Tm	Diff	Time of Day
(80) Peter FRITH			
1	-:--		10:56:45.938
2	1:04.926	+0.170	10:57:50.864
3	1:05.224	+0.468	10:58:56.088
4	1:06.403	+1.647	11:00:02.491
5	1:06.194	+1.438	11:01:08.685
6	1:05.368	+0.612	11:02:14.053
7	1:05.622	+0.866	11:03:19.675
8	1:04.855	+0.099	11:04:24.530
9	1:04.756	-	11:05:29.286
10	1:07.165	+2.409	11:06:36.451
Best Tm: 1:04.756			

Lap	Lap Tm	Diff	Time of Day
(23) Tim EVANS			
1	-:--		10:56:47.193
2	1:05.843	+0.745	10:57:53.036
3	1:06.282	+1.184	10:58:59.318
4	1:07.273	+2.175	11:00:06.591
5	1:05.787	+0.689	11:01:12.378
6	1:06.189	+1.091	11:02:18.567
7	1:05.266	+0.168	11:03:23.833
8	1:05.098	-	11:04:28.931
9	1:06.741	+1.643	11:05:35.672
Best Tm: 1:05.098			

Lap	Lap Tm	Diff	Time of Day
(44) Mike CUTT			
1	-:--		10:56:47.005
2	1:08.029	+0.894	10:57:55.034
3	1:07.525	+0.390	10:59:02.559
4	1:07.927	+0.792	11:00:10.486
5	1:08.055	+0.920	11:01:18.541
6	1:07.880	+0.745	11:02:26.421
7	1:07.135	-	11:03:33.556
8	1:08.084	+0.949	11:04:41.640
9	1:07.360	+0.225	11:05:49.000
Best Tm: 1:07.135			

Lap	Lap Tm	Diff	Time of Day
(21) Peter TADDEI			
1	-:--		10:56:56.215
2	1:08.170	+3.171	10:58:04.385
3	1:08.848	+3.849	10:59:13.233
4	1:07.534	+2.535	11:00:20.767
5	1:06.354	+1.355	11:01:27.121
6	1:06.514	+1.515	11:02:33.635
7	1:07.370	+2.371	11:03:41.005
8	1:05.219	+0.220	11:04:46.224
9	1:04.999	-	11:05:51.223
Best Tm: 1:04.999			

Lap	Lap Tm	Diff	Time of Day
(54) Andrew MORRISON			
1	-:--		10:56:56.628
2	1:08.366	+3.423	10:58:04.994
3	1:09.065	+4.122	10:59:14.059

SMRC Race Meeting

Scottish Sports & Saloon Championship

Knockhill 1.280 Miles

Race 2 - First Race

24/06/2007 10:50

Race (10 Laps)

Lap	Lap Tm	Diff	Time of Day
4	1:09.150	+4.207	11:00:23.209
5	1:05.542	+0.599	11:01:28.751
6	1:07.411	+2.468	11:02:36.162
7	1:05.879	+0.936	11:03:42.041
8	1:04.943	-	11:04:46.984
9	1:05.067	+0.124	11:05:52.051
Best Tm: 1:04.943			

(92) Mike SIDGWICK

1	-:---		10:56:56.020
2	1:07.874	+2.334	10:58:03.894
3	1:07.924	+2.384	10:59:11.818
4	1:09.450	+3.910	11:00:21.268
5	1:09.099	+3.559	11:01:30.367
6	1:10.209	+4.669	11:02:40.576
7	1:08.154	+2.614	11:03:48.730
8	1:05.540	-	11:04:54.270
9	1:10.261	+4.721	11:06:04.531
Best Tm: 1:05.540			

(47) Barry SMITH

1	-:---		10:56:52.243
2	1:08.108	+0.399	10:58:00.351
3	1:09.755	+2.046	10:59:10.106
4	1:08.315	+0.606	11:00:18.421
5	1:08.963	+1.254	11:01:27.384
6	1:11.308	+3.599	11:02:38.692
7	1:08.164	+0.455	11:03:46.856
8	1:07.709	-	11:04:54.565
9	1:10.906	+3.197	11:06:05.471
Best Tm: 1:07.709			

(53) Brian SMITH

1	-:---		10:56:49.603
2	1:07.721	+0.079	10:57:57.324
3	1:16.274	+8.632	10:59:13.598
4	1:11.186	+3.544	11:00:24.784
5	1:10.342	+2.700	11:01:35.126
6	1:08.517	+0.875	11:02:43.643
7	1:08.670	+1.028	11:03:52.313
8	1:08.397	+0.755	11:05:00.710
9	1:07.642	-	11:06:08.352
Best Tm: 1:07.642			

(2) Peter ISHERWOOD

1	-:---		10:57:00.800
2	1:09.571	+2.704	10:58:10.371
3	1:08.912	+2.045	10:59:19.283
4	1:08.568	+1.701	11:00:27.851
5	1:12.274	+5.407	11:01:40.125
6	1:08.366	+1.499	11:02:48.491
7	1:07.927	+1.060	11:03:56.418
8	1:07.339	+0.472	11:05:03.757
9	1:06.867	-	11:06:10.624
Best Tm: 1:06.867			

(30) Ian SINCLAIR

Lap	Lap Tm	Diff	Time of Day
1	-:---		10:56:52.814
2	1:08.846	-	10:58:01.660
3	1:09.597	+0.751	10:59:11.257
4	1:12.680	+3.834	11:00:23.937
5	1:12.168	+3.322	11:01:36.105
6	1:10.322	+1.476	11:02:46.427
7	1:11.305	+2.459	11:03:57.732
8	1:11.327	+2.481	11:05:09.059
9	1:11.518	+2.672	11:06:20.577
Best Tm: 1:08.846			

(3) John NATHAN

1	-:---		10:56:56.243
2	1:12.572	+2.031	10:58:08.815
3	1:10.577	+0.036	10:59:19.392
4	1:12.119	+1.578	11:00:31.511
5	1:12.244	+1.703	11:01:43.755
6	1:10.541	-	11:02:54.296
7	1:12.085	+1.544	11:04:06.381
8	1:10.831	+0.290	11:05:17.212
9	1:11.645	+1.104	11:06:28.857
Best Tm: 1:10.541			

(25) Andrew MacKENZIE

1	-:---		10:56:58.389
2	1:12.845	+3.074	10:58:11.234
3	1:11.360	+1.589	10:59:22.594
4	1:12.782	+3.011	11:00:35.376
5	1:12.279	+2.508	11:01:47.655
6	1:12.258	+2.487	11:02:59.913
7	1:09.771	-	11:04:09.684
8	1:11.639	+1.868	11:05:21.323
9	1:11.148	+1.377	11:06:32.471
Best Tm: 1:09.771			

(29) Kenny YOUNG

1	-:---		10:56:55.607
2	1:14.596	+3.754	10:58:10.203
3	1:12.156	+1.314	10:59:22.359
4	1:14.290	+3.448	11:00:36.649
5	1:12.882	+2.040	11:01:49.531
6	1:11.668	+0.826	11:03:01.199
7	1:12.660	+1.818	11:04:13.859
8	1:12.835	+1.993	11:05:26.694
9	1:10.842	-	11:06:37.536
Best Tm: 1:10.842			

(28) Sam ARRENERG

1	-:---		10:57:03.912
2	1:14.786	+1.329	10:58:18.698
3	1:16.351	+2.894	10:59:35.049
4	1:15.197	+1.740	11:00:50.246
5	1:14.582	+1.125	11:02:04.828
6	1:16.449	+2.992	11:03:21.277
7	1:16.477	+3.020	11:04:37.754
8	1:13.457	-	11:05:51.211
Best Tm: 1:13.457			


Lap	Lap Tm	Diff	Time of Day
(63) Linda WHITE			
1	-:---		10:56:49.851
2	1:07.395	-	10:57:57.246
3	3:55.674	+2:48.279	11:01:52.920
4	1:11.478	+4.083	11:03:04.398
5	1:09.825	+2.430	11:04:14.223
6	1:11.901	+4.506	11:05:26.124
7	1:11.048	+3.653	11:06:37.172
Best Tm: 1:07.395			

(40) Derek HASTINGS

Best Tm: -:---

(1) Duncan MARSHALL

Best Tm: -:---



Competitors	Laps									
	1	2	3	4	5	6	7	8	9	10
Andrew GALLACHER (26)	1	26	26	26	26	26	26	26	26	26
Charlie SHAW (7)	2	7	16	16	16	16	16	16	16	16
Colin SIMPSON (16)	3	16	7	7	7	7	7	7	7	7
Robert PRITCHARD (71)	4	71	71	71	71	71	71	71	71	71
Harry SIMPSON (9)	5	9	9	9	9	9	9	9	9	9
Tommy DREELAN (56)	6	56	56	56	56	56	56	56	56	56
Bob LYONS (10)	7	10	10	10	10	10	10	10	10	10
David HEADEN (78)	8	78	78	78	78	78	78	78	78	78
Peter FRITH (80)	9	80	80	80	52	52	52	52	52	52
Mike CUTT (44)	10	44	23	52	80	80	80	80	80	80
Tim EVANS (23)	11	23	52	23	23	23	23	23	23	23
Ian HEPBURN (52)	12	52	44	44	44	44	44	44	44	44
Brian SMITH (53)	13	53	63	47	47	21	21	21	21	21
Linda WHITE (63)	14	63	53	30	21	47	54	54	54	54
Barry SMITH (47)	15	47	47	92	92	54	47	47	92	92
Ian SINCLAIR (30)	16	30	30	21	54	92	92	92	47	47
Kenny YOUNG (29)	17	29	92	53	30	53	53	53	53	53
Mike SIDGWICK (92)	18	92	21	54	53	30	30	2	2	2
Peter TADDEI (21)	19	21	54	2	2	2	30	30	30	30
John NATHAN (3)	20	3	3	3	3	3	3	3	3	3
Andrew MORRISON (54)	21	54	29	29	25	25	25	25	25	25
Andrew MacKENZIE (25)	22	25	2	25	29	29	29	29	29	29
Peter ISHERWOOD (2)	23	2	25	28	28	28	28	28	28	28
Sam ARRENERG (28)	24	28	28	63	63	63	63	63	63	63
-	25									
-	26									

SMRC Race Meeting

Scottish Sports & Saloon Championship

Knockhill 1.280 Miles

Race 9 - Second Race

24/06/2007 13:20

Race (10 Laps)

2	1	1
[16] Colin SIMPSON	[26] Andrew GALLACHER	
[10]	[10]	
4	3	2
[71] Robert PRITCHARD	[7] Charlie SHAW	
[10]	[10]	
6	5	3
[56] Tommy DREELAN	[9] Harry SIMPSON	
[10]	[10]	
8	7	4
[78] David HEADEN	[10] Bob LYONS	
[10]	[10]	
10	9	5
[80] Peter FRITH	[52] Ian HEPBURN	
[10]	[10]	
12	11	6
[44] Mike CUTT	[23] Tim EVANS	
[9]	[9]	
14	13	7
[54] Andrew MORRISON	[21] Peter TADDEI	
[9]	[9]	
16	15	8
[47] Barry SMITH	[92] Mike SIDGWICK	
[9]	[9]	
18	17	9
[28] Peter ISHERWOOD	[53] Brian SMITH	
[9]	[9]	
20	19	10
[3] John NATHAN	[30] Ian SINCLAIR	
[9]	[9]	
22	21	11
[29] Kenny YOUNG	[25] Andrew MacKENZIE	
[9]	[9]	
24	23	12
[63] Linda WHITE	[28] Sam ARRENBURG	
[7]	[8]	

SMRC Race Meeting

Scottish Sports & Saloon Championship

Knockhill 1.280 Miles

Race 9 - Second Race

24/06/2007 13:20

Race (10 Laps)

26

[1] Duncan MARSHALL

[0]

25

[40] Derek HASTINGS

[0]

13

SMRC Race Meeting

Sorted on Laps

Scottish Legends Championship

Knockhill 1.280 Miles

Race 3 - First Race

24/06/2007 11:10

Race (8 Laps)

Pos	No.	Name	Make/Model	CC	Class	Laps	Total Tm	Diff	Avg. Speed	Best Tm 1 Lap	Lap
1	10	Robin DRYSDALE	Ford Coupe	1250	L	8	9:48.104	-	62.683	1:10.910	3
2	28	Frank HYNDS	Legend	1250	L	8	9:49.087	+0.983	62.578	1:10.593	7
3	22	Benjamin MASON	Ford Sedan	1250	L	8	9:49.313	+1.209	62.554	1:10.449	4
4	31	Alex KNIGHT	Legend	1250	L	8	9:49.741	+1.637	62.509	1:10.958	8
5	37	Rory BRYANT	Ford Sedan	1250	LS	8	9:50.098	+1.994	62.471	1:10.374	8
6	68	Carol BROWN	Ford Sedan	1200	L	8	9:53.205	+5.101	62.144	1:11.319	2
7	70	David THORBURN	34 Ford Coupe	1200	L	8	9:53.578	+5.474	62.105	1:11.145	5
8	69	Gerard McCOSH	Ford Coupe	1250	L	8	9:53.825	+5.721	62.079	1:10.402	5
9	80	Steve COULL	Legend	1250	L	8	9:56.269	+8.165	61.824	1:11.796	6
10	44	Andrew DONALD	Ford Sedan	1250	L	8	10:03.563	+15.459	61.077	1:11.942	6
11	25	Pat HYNDS	34 Chevy	1250	L	8	10:03.725	+15.621	61.061	1:12.462	6
12	90	Mark LEES	Dodge Coupe	1250	L	8	10:08.370	+20.266	60.595	1:12.763	8
13	71	Alasdair THOM	Chevy Sedan	1250	L	8	10:14.204	+26.100	60.019	1:13.810	7
14	99	Gordon MANN	37 Ford Sedan	1250	L	8	10:16.542	+28.438	59.792	1:13.933	7
15	88	Jason OGG	34 Chevy Coupe	1250	L	8	10:19.194	+31.090	59.535	1:12.953	5
16	23	Alistair GAULD	Legend	1200	L	8	10:19.809	+31.705	59.476	1:12.224	7
17	60	Michael HOGG	Chevy	1250	LS	8	10:52.464	1:04.360	56.500	1:13.296	7
18	46	Colin ATKINSON	Legend	1200	L	8	10:57.680	1:09.576	56.052	1:11.856	3

Margin of Victory	Avg. Speed	Best Lap Tm	Best Spd	Best Lap by
+0.983	62.683	1:10.374	65.479	[37] Rory BRYANT

Printed: 24/06/2007 14:11:53

ih Motorsport Automatic Race Timing (SMART)

Chief Timekeeper - Ian Sharp

Orbits 3

Clerk of the Course

www.amb-it.com

Sig.

Time

www.mylaps.com

SMRC Race Meeting

Scottish Legends Championship

Knockhill 1.280 Miles

Race 3 - First Race

24/06/2007 11:10

Race (8 Laps)

Lap	Lap Tm	Diff	Time of Day
(10) Robin DRYSDALE			
1	1:21.540	+10.630	11:16:29.542
2	1:12.196	+1.286	11:17:41.738
3	1:10.910	-	11:18:52.648
4	1:11.816	+0.906	11:20:04.464
5	1:11.650	+0.740	11:21:16.114
6	1:11.464	+0.554	11:22:27.578
7	1:11.467	+0.557	11:23:39.045
8	1:11.580	+0.670	11:24:50.625
Best Tm: 1:10.910			

Lap	Lap Tm	Diff	Time of Day
(28) Frank HYNDS			
1	1:22.472	+11.879	11:16:32.503
2	1:12.828	+2.235	11:17:45.331
3	1:11.330	+0.737	11:18:56.661
4	1:10.698	+0.105	11:20:07.359
5	1:10.713	+0.120	11:21:18.072
6	1:12.025	+1.432	11:22:30.097
7	1:10.593	-	11:23:40.690
8	1:10.918	+0.325	11:24:51.608
Best Tm: 1:10.593			

Lap	Lap Tm	Diff	Time of Day
(22) Benjamin MASON			
1	1:20.689	+10.240	11:16:30.683
2	1:12.079	+1.630	11:17:42.762
3	1:11.695	+1.246	11:18:54.457
4	1:10.449	-	11:20:04.906
5	1:11.508	+1.059	11:21:16.414
6	1:11.880	+1.431	11:22:28.294
7	1:12.478	+2.029	11:23:40.772
8	1:11.062	+0.613	11:24:51.834
Best Tm: 1:10.449			

Lap	Lap Tm	Diff	Time of Day
(31) Alex KNIGHT			
1	1:20.795	+9.837	11:16:26.396
2	1:12.194	+1.236	11:17:38.590
3	1:12.089	+1.131	11:18:50.679
4	1:12.576	+1.618	11:20:03.255
5	1:12.816	+1.858	11:21:16.071
6	1:12.187	+1.229	11:22:28.258
7	1:13.046	+2.088	11:23:41.304
8	1:10.958	-	11:24:52.262
Best Tm: 1:10.958			

Lap	Lap Tm	Diff	Time of Day
(37) Rory BRYANT			
1	1:23.012	+12.638	11:16:31.655
2	1:12.790	+2.416	11:17:44.445
3	1:11.105	+0.731	11:18:55.550
4	1:10.973	+0.599	11:20:06.523
5	1:11.557	+1.183	11:21:18.080
6	1:13.318	+2.944	11:22:31.398
7	1:10.847	+0.473	11:23:42.245
8	1:10.374	-	11:24:52.619
Best Tm: 1:10.374			

Lap	Lap Tm	Diff	Time of Day
(68) Carol BROWN			
1	1:21.531	+10.212	11:16:27.701
2	1:11.319	-	11:17:39.020
3	1:11.752	+0.433	11:18:50.772
4	1:12.633	+1.314	11:20:03.405
5	1:12.928	+1.609	11:21:16.333
6	1:11.414	+0.095	11:22:27.747
7	1:16.535	+5.216	11:23:44.282
8	1:11.444	+0.125	11:24:55.726
Best Tm: 1:11.319			

Lap	Lap Tm	Diff	Time of Day
(70) David THORBURN			
1	1:23.394	+12.249	11:16:34.321
2	1:11.836	+0.691	11:17:46.157
3	1:12.167	+1.022	11:18:58.324
4	1:11.390	+0.245	11:20:09.714
5	1:11.145	-	11:21:20.859
6	1:11.474	+0.329	11:22:32.333
7	1:12.213	+1.068	11:23:44.546
8	1:11.553	+0.408	11:24:56.099
Best Tm: 1:11.145			

Lap	Lap Tm	Diff	Time of Day
(69) Gerard McCOSH			
1	1:25.500	+15.098	11:16:34.938
2	1:12.933	+2.531	11:17:47.871
3	1:12.219	+1.817	11:19:00.090
4	1:11.987	+1.585	11:20:12.077
5	1:10.402	-	11:21:22.479
6	1:11.842	+1.440	11:22:34.321
7	1:11.307	+0.905	11:23:45.628
8	1:10.718	+0.316	11:24:56.346
Best Tm: 1:10.402			

Lap	Lap Tm	Diff	Time of Day
(80) Steve COULL			
1	1:23.403	+11.607	11:16:30.524
2	1:13.226	+1.430	11:17:43.750
3	1:13.284	+1.488	11:18:57.034
4	1:12.307	+0.511	11:20:09.341
5	1:12.500	+0.704	11:21:21.841
6	1:11.796	-	11:22:33.637
7	1:12.448	+0.652	11:23:46.085
8	1:12.705	+0.909	11:24:58.790
Best Tm: 1:11.796			

Lap	Lap Tm	Diff	Time of Day
(44) Andrew DONALD			
1	1:24.043	+12.101	11:16:33.400
2	1:13.905	+1.963	11:17:47.305
3	1:13.759	+1.817	11:19:01.064
4	1:13.005	+1.063	11:20:14.069
5	1:13.365	+1.423	11:21:27.434
6	1:11.942	-	11:22:39.376
7	1:13.288	+1.346	11:23:52.664
8	1:13.420	+1.478	11:25:06.084
Best Tm: 1:11.942			

Lap	Lap Tm	Diff	Time of Day
(25) Pat HYNDS			

Lap	Lap Tm	Diff	Time of Day
1	1:23.084	+10.622	11:16:30.379
2	1:15.645	+3.183	11:17:46.024
3	1:13.316	+0.854	11:18:59.340
4	1:13.776	+1.314	11:20:13.116
5	1:13.968	+1.506	11:21:27.084
6	1:12.462	-	11:22:39.546
7	1:13.885	+1.423	11:23:53.431
8	1:12.815	+0.353	11:25:06.246
Best Tm: 1:12.462			

Lap	Lap Tm	Diff	Time of Day
(90) Mark LEES			
1	1:28.095	+15.332	11:16:36.194
2	1:14.333	+1.570	11:17:50.527
3	1:14.634	+1.871	11:19:05.161
4	1:13.006	+0.243	11:20:18.167
5	1:13.218	+0.455	11:21:31.385
6	1:13.182	+0.419	11:22:44.567
7	1:13.561	+0.798	11:23:58.128
8	1:12.763	-	11:25:10.891
Best Tm: 1:12.763			

Lap	Lap Tm	Diff	Time of Day
(71) Alasdair THOM			
1	1:25.860	+12.050	11:16:34.706
2	1:15.320	+1.510	11:17:50.026
3	1:15.783	+1.973	11:19:05.809
4	1:14.597	+0.787	11:20:20.406
5	1:14.776	+0.966	11:21:35.182
6	1:13.867	+0.057	11:22:49.049
7	1:13.810	-	11:24:02.859
8	1:13.866	+0.056	11:25:16.725
Best Tm: 1:13.810			

Lap	Lap Tm	Diff	Time of Day
(99) Gordon MANN			
1	1:23.429	+9.496	11:16:28.131
2	1:19.664	+5.731	11:17:47.795
3	1:15.249	+1.316	11:19:03.044
4	1:16.516	+2.583	11:20:19.560
5	1:17.267	+3.334	11:21:36.827
6	1:14.185	+0.252	11:22:51.012
7	1:13.933	-	11:24:04.945
8	1:14.118	+0.185	11:25:19.063
Best Tm: 1:13.933			

Lap	Lap Tm	Diff	Time of Day
(88) Jason OGG			
1	1:23.675	+10.722	11:16:28.712
2	1:13.551	+0.598	11:17:42.263
3	1:33.229	+20.276	11:19:15.492
4	1:13.428	+0.475	11:20:28.920
5	1:12.953	-	11:21:41.873
6	1:13.200	+0.247	11:22:55.073
7	1:12.986	+0.033	11:24:08.059
8	1:13.656	+0.703	11:25:21.715
Best Tm: 1:12.953			

Lap	Lap Tm	Diff	Time of Day
(23) Alistair GAULD			

SMRC Race Meeting

Scottish Legends Championship

Knockhill 1.280 Miles

Race 3 - First Race

24/06/2007 11:10

Race (8 Laps)

Lap	Lap Tm	Diff	Time of Day
1	1:44.938	+32.714	11:16:51.230
2	1:13.937	+1.713	11:18:05.167
3	1:13.809	+1.585	11:19:18.976
4	1:13.051	+0.827	11:20:32.027
5	1:12.699	+0.475	11:21:44.726
6	1:12.614	+0.390	11:22:57.340
7	1:12.224	-	11:24:09.564
8	1:12.766	+0.542	11:25:22.330

Best Tm: 1:12.224

(60) Michael HOGG

1	1:26.212	+12.916	11:16:37.103
2	1:15.323	+2.027	11:17:52.426
3	1:15.531	+2.235	11:19:07.957
4	1:15.804	+2.508	11:20:23.761
5	1:14.811	+1.515	11:21:38.572
6	1:14.235	+0.939	11:22:52.807
7	1:13.296	-	11:24:06.103
8	1:48.882	+35.586	11:25:54.985

Best Tm: 1:13.296

(46) Colin ATKINSON

1	1:22.169	+10.313	11:16:28.051
2	1:12.061	+0.205	11:17:40.112
3	1:11.856	-	11:18:51.968
4	1:13.241	+1.385	11:20:05.209
5	1:12.306	+0.450	11:21:17.515
6	1:13.791	+1.935	11:22:31.306
7	1:13.399	+1.543	11:23:44.705
8	2:15.496	+1:03.640	11:26:00.201

Best Tm: 1:11.856

Lap Lap Tm Diff Time of Day

Lap Lap Tm Diff Time of Day


Scottish Legends Championship

Knockhill 1.280 Miles

Race 3 - First Race

24/06/2007 11:10

Race (8 Laps)



Competitors	Laps									
	0	1	2	3	4	5	6	7	8	
Gordon MANN (99)	1	99	31	31	31	31	31	10	10	10
Jason OGG (88)	2	88	68	68	68	68	10	68	28	28
Alex KNIGHT (31)	3	31	46	46	46	10	68	31	22	22
Colin ATKINSON (46)	4	46	99	10	10	22	22	22	31	31
Carol BROWN (68)	5	68	88	88	22	46	46	28	37	37
Alistair GAULD (23)	6	23	10	22	37	37	28	46	68	68
Steve COULL (80)	7	80	25	80	28	28	37	37	70	70
Pat HYNDS (25)	8	25	80	37	80	80	70	70	46	69
Robin DRYSDALE (10)	9	10	22	28	70	70	80	80	69	80
Mark LEES (90)	10	90	37	25	25	69	69	69	80	44
Rory BRYANT (37)	11	37	28	70	69	25	25	44	44	25
Alasdair THOM (71)	12	71	44	44	44	44	44	25	25	90
Andrew DONALD (44)	13	44	70	99	99	90	90	90	90	71
Gerard McCOSH (69)	14	69	71	69	90	99	71	71	71	99
Benjamin MASON (22)	15	22	69	71	71	71	99	99	99	88
Frank HYNDS (28)	16	28	90	90	60	60	60	60	60	23
Michael HOGG (60)	17	60	60	60	88	88	88	88	88	60
David THORBURN (70)	18	70	23	23	23	23	23	23	23	46

SMRC Race Meeting

Sorted on Laps

Scottish XR2 Championship

Knockhill 1.280 Miles

Race 4 - First Race

24/06/2007 11:30

Race (8 Laps)

Pos	No.	Name	Make/Model	CC	Class C	Laps	Total Tm	Diff	Avg. Speed	Best Tm 1 Lap	Lap
1	1	Scott FRASER	Ford Fiesta XR2	1600	XRC	8	10:39.180	-	57.674	1:10.329	5
2	2	Andrew WINCHESTER	Ford Fiesta XR2	1600	XRC	8	10:42.532	+3.352	57.373	1:10.316	4
3	32	Dave COLVILLE	Ford Fiesta XR2	1600	XRC	8	10:47.417	+8.237	56.940	1:10.617	4
4	76	Willie DAVIDSON	Ford Fiesta XR2	1600	XRCN	8	10:53.924	+14.744	56.374	1:11.469	5
5	5	Colin MacKINNON	Ford Fiesta XR2	1600	XRC	8	10:55.406	+16.226	56.246	1:11.887	3
6	27	Graham WHITEHILL	Ford Fiesta XR2	1600	XRCN	8	10:56.372	+17.192	56.163	1:11.327	7
7	4	Stewart SCOTT	Ford Fiesta XR2	1600	XRC	8	11:01.219	+22.039	55.752	1:11.953	7
8	14	Iain FRASER	Ford Fiesta XR2	1600	XRCN	8	11:02.327	+23.147	55.658	1:12.120	8
9	9	Derek McDOUGALL	Ford Fiesat XR2	1600	XRC	8	11:09.745	+30.565	55.042	1:12.993	6
10	99	Scott MORRISON	Ford Fiesta XR2	1600	XRCN	8	11:14.200	+35.020	54.678	1:11.054	7
11	19	Ian MAUGHAN	Ford Fiesta XR2	1600	XRCN	8	11:23.243	+44.063	53.954	1:14.534	8
12	33	Callum DRYBURGH	Ford Fiesta XR2	1800	XRCN	8	11:23.736	+44.556	53.916	1:13.049	4
13	6	Alistair FRASER	Ford Fiesta XR2	1600	XRCN	8	11:33.562	+54.382	53.152	1:15.118	5
14	39	Stuart WILSON	Ford Fiesta XR2	1600	XRCN	8	11:36.841	+57.661	52.902	1:14.712	4
15	37	Russell MORGAN	Ford Fiesta XR2	1600	XRC	8	11:47.774	1:08.594	52.084	1:13.867	4

Not classified (80% = 7 Laps)

DNF	18	Charlie THORNTON	Ford Fiesta XR2	1600	XRC	5	7:40.530	-	50.029	1:15.230	5
DNF	74	Stewart ELKIN	Ford Fiesta XR2	1600	XRC	1	2:33.680	-	29.984	-.----	1
DNF	23	Ian MUNRO	Ford Fiesta XR2	1600	XRCN	0	-.----	-	-	-.----	0
DNF	10	Charlie COPE	Ford Fiesta XR2	1600	XRC	0	-.----	-	-	-.----	0
DNS	3	Peter CRUICKSHANK	Ford Fiesta XR2	1600	XRC	0	-.----	-	-	-.----	0

Announcements

Red flag on Lap 1. Race restarted over 8 laps.

Margin of Victory	Avg. Speed	Best Lap Tm	Best Spd	Best Lap by
+3.352	57.674	1:10.316	65.533	[2] Andrew WINCHESTER

Printed: 24/06/2007 14:13:20

ih Motorsport Automatic Race Timing (SMART)

Chief Timekeeper - Ian Sharp

Orbits 3

Clerk of the Course

www.amb-it.com

Sig.

Time

www.mylaps.com

SMRC Race Meeting

Scottish XR2 Championship

Knockhill 1.280 Miles

Race 4 - First Race

24/06/2007 11:30

Race (8 Laps)

Lap	Lap Tm	Diff	Time of Day
(1) Scott FRASER			
1	-:--		11:49:35.739
2	1:11.444	+1.115	11:50:47.183
3	1:10.849	+0.520	11:51:58.032
4	1:10.419	+0.090	11:53:08.451
5	1:10.329	-	11:54:18.780
6	1:11.105	+0.776	11:55:29.885
7	1:10.778	+0.449	11:56:40.663
8	1:11.228	+0.899	11:57:51.891
Best Tm: 1:10.329			

Lap	Lap Tm	Diff	Time of Day
(2) Andrew WINCHESTER			
1	-:--		11:49:37.068
2	1:13.082	+2.766	11:50:50.150
3	1:10.825	+0.509	11:52:00.975
4	1:10.316	-	11:53:11.291
5	1:11.520	+1.204	11:54:22.811
6	1:10.548	+0.232	11:55:33.359
7	1:10.694	+0.378	11:56:44.053
8	1:11.190	+0.874	11:57:55.243
Best Tm: 1:10.316			

Lap	Lap Tm	Diff	Time of Day
(32) Dave COLVILLE			
1	-:--		11:49:38.924
2	1:13.020	+2.403	11:50:51.944
3	1:11.740	+1.123	11:52:03.684
4	1:10.617	-	11:53:14.301
5	1:11.089	+0.472	11:54:25.390
6	1:10.717	+0.100	11:55:36.107
7	1:11.777	+1.160	11:56:47.884
8	1:12.244	+1.627	11:58:00.128
Best Tm: 1:10.617			

Lap	Lap Tm	Diff	Time of Day
(76) Willie DAVIDSON			
1	-:--		11:49:38.445
2	1:13.160	+1.691	11:50:51.605
3	1:12.211	+0.742	11:52:03.816
4	1:11.736	+0.267	11:53:15.552
5	1:11.469	-	11:54:27.021
6	1:13.506	+2.037	11:55:40.527
7	1:12.845	+1.376	11:56:53.372
8	1:13.263	+1.794	11:58:06.635
Best Tm: 1:11.469			

Lap	Lap Tm	Diff	Time of Day
(5) Colin MacKINNON			
1	-:--		11:49:40.168
2	1:12.841	+0.954	11:50:53.009
3	1:11.887	-	11:52:04.896
4	1:12.573	+0.686	11:53:17.469
5	1:12.072	+0.185	11:54:29.541
6	1:13.153	+1.266	11:55:42.694
7	1:12.748	+0.861	11:56:55.442
8	1:12.675	+0.788	11:58:08.117
Best Tm: 1:11.887			

Lap	Lap Tm	Diff	Time of Day
(27) Graham WHITEHILL			
1	-:--		11:49:36.979
2	1:14.471	+3.144	11:50:51.450
3	1:11.891	+0.564	11:52:03.341
4	1:11.437	+0.110	11:53:14.778
5	1:11.555	+0.228	11:54:26.333
6	1:19.819	+8.492	11:55:46.152
7	1:11.327	-	11:56:57.479
8	1:11.604	+0.277	11:58:09.083
Best Tm: 1:11.327			

Lap	Lap Tm	Diff	Time of Day
(4) Stewart SCOTT			
1	-:--		11:49:42.791
2	1:13.630	+1.677	11:50:56.421
3	1:13.310	+1.357	11:52:09.731
4	1:13.209	+1.256	11:53:22.940
5	1:13.624	+1.671	11:54:36.564
6	1:13.214	+1.261	11:55:49.778
7	1:11.953	-	11:57:01.731
8	1:12.199	+0.246	11:58:13.930
Best Tm: 1:11.953			

Lap	Lap Tm	Diff	Time of Day
(14) Iain FRASER			
1	-:--		11:49:44.017
2	1:14.075	+1.955	11:50:58.092
3	1:12.528	+0.408	11:52:10.620
4	1:12.123	+0.003	11:53:22.743
5	1:13.477	+1.357	11:54:36.220
6	1:13.758	+1.638	11:55:49.978
7	1:12.940	+0.820	11:57:02.918
8	1:12.120	-	11:58:15.038
Best Tm: 1:12.120			

Lap	Lap Tm	Diff	Time of Day
(9) Derek McDUGALL			
1	-:--		11:49:45.649
2	1:13.956	+0.963	11:50:59.605
3	1:15.751	+2.758	11:52:15.356
4	1:13.226	+0.233	11:53:28.582
5	1:13.340	+0.347	11:54:41.922
6	1:12.993	-	11:55:54.915
7	1:13.307	+0.314	11:57:08.222
8	1:14.234	+1.241	11:58:22.456
Best Tm: 1:12.993			

Lap	Lap Tm	Diff	Time of Day
(99) Scott MORRISON			
1	-:--		11:50:02.497
2	1:13.317	+2.263	11:51:15.814
3	1:12.808	+1.754	11:52:28.622
4	1:11.941	+0.887	11:53:40.563
5	1:11.915	+0.861	11:54:52.478
6	1:11.804	+0.750	11:56:04.282
7	1:11.054	-	11:57:15.336
8	1:11.575	+0.521	11:58:26.911
Best Tm: 1:11.054			

Lap	Lap Tm	Diff	Time of Day
(19) Ian MAUGHAN			

Lap	Lap Tm	Diff	Time of Day
(33) Callum DRYBURGH			
1	-:--		11:49:46.045
2	1:15.768	+1.234	11:51:01.813
3	1:16.877	+2.343	11:52:18.690
4	1:15.383	+0.849	11:53:34.073
5	1:15.883	+1.349	11:54:49.956
6	1:16.106	+1.572	11:56:06.062
7	1:15.358	+0.824	11:57:21.420
8	1:14.534	-	11:58:35.954
Best Tm: 1:14.534			

Lap	Lap Tm	Diff	Time of Day
(6) Alistair FRASER			
1	-:--		11:49:41.656
2	1:14.479	+1.430	11:50:56.135
3	1:29.055	+16.006	11:52:25.190
4	1:13.049	-	11:53:38.239
5	1:15.432	+2.383	11:54:53.671
6	1:14.291	+1.242	11:56:07.962
7	1:13.759	+0.710	11:57:21.721
8	1:14.726	+1.677	11:58:36.447
Best Tm: 1:13.049			

Lap	Lap Tm	Diff	Time of Day
(39) Stuart WILSON			
1	-:--		11:49:49.897
2	1:20.077	+4.959	11:51:09.974
3	1:16.942	+1.824	11:52:26.916
4	1:16.197	+1.079	11:53:43.113
5	1:15.118	-	11:54:58.231
6	1:16.054	+0.936	11:56:14.285
7	1:15.792	+0.674	11:57:30.077
8	1:16.196	+1.078	11:58:46.273
Best Tm: 1:15.118			

Lap	Lap Tm	Diff	Time of Day
(37) Russell MORGAN			
1	-:--		11:49:43.282
2	1:15.751	+1.039	11:50:59.033
3	1:32.465	+17.753	11:52:31.498
4	1:14.712	-	11:53:46.210
5	1:15.597	+0.885	11:55:01.807
6	1:15.565	+0.853	11:56:17.372
7	1:15.365	+0.653	11:57:32.737
8	1:16.815	+2.103	11:58:49.552
Best Tm: 1:14.712			

Lap	Lap Tm	Diff	Time of Day
(18) Charlie THORNTON			
1	-:--		11:49:49.183
2	1:25.137	+11.270	11:51:14.320
3	1:15.576	+1.709	11:52:29.896
4	1:13.867	-	11:53:43.763
5	1:15.107	+1.240	11:54:58.870
6	1:16.271	+2.404	11:56:15.141
7	1:15.599	+1.732	11:57:30.740
8	1:29.745	+15.878	11:59:00.485
Best Tm: 1:13.867			

SMRC Race Meeting


Scottish XR2 Championship

Knockhill 1.280 Miles

Race 4 - First Race

24/06/2007 11:30

Race (8 Laps)



Lap	Lap Tm	Diff	Time of Day
1	-:--		11:49:49.104
2	1:16.083	+0.853	11:51:05.187
3	1:17.254	+2.024	11:52:22.441
4	1:15.570	+0.340	11:53:38.011
5	1:15.230	-	11:54:53.241

Best Tm: 1:15.230

(74) Stewart ELKIN

1	-:--		11:49:46.391
---	------	--	--------------

Best Tm: -:--

(23) Ian MUNRO

Best Tm: -:--

(10) Charlie COPE

Best Tm: -:--

(3) Peter CRUICKSHANK

Best Tm: -:--

Lap Lap Tm Diff Time of Day

Lap Lap Tm Diff Time of Day


Scottish XR2 Championship

Knockhill 1.280 Miles

Race 4 - First Race

24/06/2007 11:30

Race (8 Laps)



Competitors	Laps							
	1	2	3	4	5	6	7	8
Scott FRASER (1)	1	1	1	1	1	1	1	1
Graham WHITEHILL (27)	2	27	2	2	2	2	2	2
Andrew WINCHESTER (2)	3	2	27	27	32	32	32	32
Willie DAVIDSON (76)	4	76	76	32	27	27	76	76
Dave COLVILLE (32)	5	32	32	76	76	76	5	5
Colin MacKINNON (5)	6	5	5	5	5	5	27	27
Callum DRYBURGH (33)	7	33	33	4	14	14	4	4
Stewart SCOTT (4)	8	4	4	14	4	4	14	14
Stuart WILSON (39)	9	39	14	9	9	9	9	9
Iain FRASER (14)	10	14	39	19	19	19	99	99
Derek McDOUGALL (9)	11	9	9	18	18	99	19	19
Ian MAUGHAN (19)	12	19	19	33	33	18	33	33
Stewart ELKIN (74)	13	74	18	6	99	33	6	6
Charlie THORNTON (18)	14	18	6	99	6	6	37	37
Russell MORGAN (37)	15	37	37	37	37	37	39	39
Alistair FRASER (6)	16	6	99	39	39	39		
Scott MORRISON (99)	17	99						
-	18							
-	19							
-	20							

SMRC Race Meeting

Scottish XR2 Championship

Knockhill 1.280 Miles

Race 11- Second Race

24/06/2007 14:00

Race (10 Laps)

2 [2] Andrew WINCHESTER [8]	1 [1] Scott FRASER [8]	1
4 [76] Willie DAVIDSON [8]	3 [32] Dave COLVILLE [8]	2
6 [27] Graham WHITEHILL [8]	5 [5] Colin MacKINNON [8]	3
8 [14] Iain FRASER [8]	7 [4] Stewart SCOTT [8]	4
10 [99] Scott MORRISON [8]	9 [9] Derek McDOUGALL [8]	5
12 [33] Callum DRYBURGH [8]	11 [19] Ian MAUGHAN [8]	6
14 [39] Stuart WILSON [8]	13 [6] Alistair FRASER [8]	7
16 [18] Charlie THORNTON [5]	15 [37] Russell MORGAN [8]	8
18 [23] Ian MUNRO [0]	17 [74] Stewart ELKIN [1]	9
20 [3] Peter CRUICKSHANK [0]	19 [10] Charlie COPE [0]	10

SMRC Race Meeting

Sorted on Laps

SMRC Formula Ford Championship

Knockhill 1.280 Miles

Race 5- First Race

24/06/2007 11:50

Race (10 Laps)

Pos	No.	Name	Make/Model	CC	Class Cod	Laps	Total Tm	Diff	Avg. Speed	Best Tm 1 Lap	Lap
1	30	Mike GARDINER	Van Diemen RF90	1600	FF16A	10	10:39.757	-	72.027	1:02.991	6
2	8	Louis Di RESTA	Van Diemen	1600	FF16A	10	10:48.254	+8.497	71.083	1:03.386	8
3	5	Stuart THORBURN	Van Diemen	1800	FF16A	10	10:56.694	+16.937	70.170	1:04.595	9
4	66	Rory BUTCHER	Van Diemen	1600	FF16A	10	10:59.203	+19.446	69.903	1:04.546	9
5	22	Elliot MASON	Van Diemen	1600	FF16AN	10	10:59.394	+19.637	69.882	1:04.417	10
6	2	Willie HOURIE	Van Diemen	1600	FF16A	10	11:13.113	+33.356	68.458	1:05.286	5
7	70	David THORBURN	Van Diemen	1600	FF16A	10	11:17.886	+38.129	67.976	1:05.961	9
8	33	Graham CARROLL	Van Diemen	1600	FF16A	10	11:24.749	+44.992	67.295	1:05.496	8
9	16	Robert THOMSON	Van Diemen	1600	FF16A	10	11:28.924	+49.167	66.887	1:06.218	4
10	14	Colin TURNER	Swift SC93	1600	FF16A	10	11:31.715	+51.958	66.617	1:06.874	3
11	10	Angus GEDDES	Van Diemen	1600	FF16BN	10	11:33.021	+53.264	66.491	1:06.887	9
12	19	Andrew McGREGOR	Van Diemen RF86	1600	FF16b	10	11:33.461	+53.704	66.449	1:07.049	7
13	3	Adrian HAMILTON	Van Diemen	1600	FF16A	10	11:38.146	+58.389	66.003	1:07.228	9
14	46	Martin PIERACCINI	Van Diemen	1600	FF16BN	10	11:38.678	+58.921	65.953	1:06.842	7
15	7	Craig BRUNTON	Van Diemen	1600	FF16AN	10	11:38.781	+59.024	65.943	1:06.639	9
16	4	Graham LEGGET	Crossle	1600	FF16B	10	11:39.162	+59.405	65.907	1:06.383	9
17	40	Laurie HUGHES	Van Diemen	1600	FF16B	9	10:52.270	1 Lap	63.581	1:08.462	4
18	42	Roy McGREGOR	Van Diemen	1600	FF16B	9	10:53.969	+1.699	63.416	1:08.744	9
19	78	David HEADEN	Swift	1600	FF16A	9	11:13.048	+20.778	61.618	1:07.216	8
20	15	Dane CHRISTISON	Van Diemen	1600	FF16AN	9	11:22.517	+30.247	60.763	1:11.318	4
21	11	Kyle MURCHIE	Van Diemen	1600	FF16BN	9	11:34.394	+42.124	59.724	1:13.275	4
22	61	Barry SMITH	Lotus 61M	1600	FF16B	8	10:44.279	2 Laps	57.217	1:17.331	3
Not classified (80% = 8 Laps)											
DNF	23	Andrew CHESHER	Van Diemen	1600	FF16BN	8	9:04.853	-	67.659	1:05.973	5
DNF	6	Ian THOMAS	Swift	1600	FF16A	5	6:50.791	-	56.087	1:17.427	3

Margin of Victory	Avg. Speed	Best Lap Tm	Best Spd	Best Lap by
+8.497	72.027	1:02.991	73.153	[30] Mike GARDINER

Printed: 24/06/2007 14:19:21

ih Motorsport Automatic Race Timing (SMART)

Chief Timekeeper - Ian Sharp

Orbits 3

Clerk of the Course

www.amb-it.com

Sig.

Time

www.mylaps.com

SMRC Race Meeting

SMRC Formula Ford Championship

Knockhill 1.280 Miles

Race 5- First Race

24/06/2007 11:50

Race (10 Laps)

Lap	Lap Tm	Diff	Time of Day
(30) Mike GARDINER			
1	-:--		12:13:25.154
2	1:03.715	+0.724	12:14:28.869
3	1:04.383	+1.392	12:15:33.252
4	1:03.618	+0.627	12:16:36.870
5	1:03.867	+0.876	12:17:40.737
6	1:02.991	-	12:18:43.728
7	1:03.332	+0.341	12:19:47.060
8	1:03.308	+0.317	12:20:50.368
9	1:03.425	+0.434	12:21:53.793
10	1:03.097	+0.106	12:22:56.890
Best Tm: 1:02.991			

Lap	Lap Tm	Diff	Time of Day
(8) Louis Di RESTA			
1	-:--		12:13:25.739
2	1:05.194	+1.808	12:14:30.933
3	1:05.333	+1.947	12:15:36.266
4	1:04.065	+0.679	12:16:40.331
5	1:04.555	+1.169	12:17:44.886
6	1:04.121	+0.735	12:18:49.007
7	1:04.015	+0.629	12:19:53.022
8	1:03.386	-	12:20:56.408
9	1:03.857	+0.471	12:22:00.265
10	1:05.122	+1.736	12:23:05.387
Best Tm: 1:03.386			

Lap	Lap Tm	Diff	Time of Day
(5) Stuart THORBURN			
1	-:--		12:13:27.813
2	1:05.449	+0.854	12:14:33.262
3	1:04.954	+0.359	12:15:38.216
4	1:05.094	+0.499	12:16:43.310
5	1:05.214	+0.619	12:17:48.524
6	1:06.145	+1.550	12:18:54.669
7	1:05.070	+0.475	12:19:59.739
8	1:04.763	+0.168	12:21:04.502
9	1:04.595	-	12:22:09.097
10	1:04.730	+0.135	12:23:13.827
Best Tm: 1:04.595			

Lap	Lap Tm	Diff	Time of Day
(66) Rory BUTCHER			
1	-:--		12:13:27.864
2	1:07.452	+2.906	12:14:35.316
3	1:05.394	+0.848	12:15:40.710
4	1:05.234	+0.688	12:16:45.944
5	1:04.984	+0.438	12:17:50.928
6	1:06.069	+1.523	12:18:56.997
7	1:05.172	+0.626	12:20:02.169
8	1:04.793	+0.247	12:21:06.962
9	1:04.546	-	12:22:11.508
10	1:04.828	+0.282	12:23:16.336
Best Tm: 1:04.546			

Lap	Lap Tm	Diff	Time of Day
(22) Elliot MASON			
1	-:--		12:13:26.554
2	1:05.277	+0.860	12:14:31.831
3	1:05.698	+1.281	12:15:37.529

Lap	Lap Tm	Diff	Time of Day
4	1:05.877	+1.460	12:16:43.406
5	1:05.838	+1.421	12:17:49.244
6	1:05.954	+1.537	12:18:55.198
7	1:06.154	+1.737	12:20:01.352
8	1:05.747	+1.330	12:21:07.099
9	1:05.011	+0.594	12:22:12.110
10	1:04.417	-	12:23:16.527
Best Tm: 1:04.417			

Lap	Lap Tm	Diff	Time of Day
(2) Willie HOURIE			
1	-:--		12:13:30.141
2	1:07.351	+2.065	12:14:37.492
3	1:05.637	+0.351	12:15:43.129
4	1:05.324	+0.038	12:16:48.453
5	1:05.286	-	12:17:53.739
6	1:07.730	+2.444	12:19:01.469
7	1:07.744	+2.458	12:20:09.213
8	1:06.863	+1.577	12:21:16.076
9	1:07.153	+1.867	12:22:23.229
10	1:07.017	+1.731	12:23:30.246
Best Tm: 1:05.286			

Lap	Lap Tm	Diff	Time of Day
(70) David THORBURN			
1	-:--		12:13:31.055
2	1:06.880	+0.919	12:14:37.935
3	1:06.881	+0.920	12:15:44.816
4	1:06.575	+0.614	12:16:51.391
5	1:06.830	+0.869	12:17:58.221
6	1:07.832	+1.871	12:19:06.053
7	1:08.831	+2.870	12:20:14.884
8	1:07.225	+1.264	12:21:22.109
9	1:05.961	-	12:22:28.070
10	1:06.949	+0.988	12:23:35.019
Best Tm: 1:05.961			

Lap	Lap Tm	Diff	Time of Day
(33) Graham CARROLL			
1	-:--		12:13:41.573
2	1:09.562	+4.066	12:14:51.135
3	1:06.918	+1.422	12:15:58.053
4	1:07.169	+1.673	12:17:05.222
5	1:06.111	+0.615	12:18:11.333
6	1:06.764	+1.268	12:19:18.097
7	1:06.041	+0.545	12:20:24.138
8	1:05.496	-	12:21:29.634
9	1:06.061	+0.565	12:22:35.695
10	1:06.187	+0.691	12:23:41.882
Best Tm: 1:05.496			

Lap	Lap Tm	Diff	Time of Day
(16) Robert THOMSON			
1	-:--		12:13:33.967
2	1:07.428	+1.210	12:14:41.395
3	1:06.499	+0.281	12:15:47.894
4	1:06.218	-	12:16:54.112
5	1:06.554	+0.336	12:18:00.666
6	1:14.612	+8.394	12:19:15.278
7	1:06.798	+0.580	12:20:22.076
8	1:07.284	+1.066	12:21:29.360
9	1:08.963	+2.745	12:22:38.323

Lap	Lap Tm	Diff	Time of Day
10	1:07.734	+1.516	12:23:46.057
Best Tm: 1:06.218			

Lap	Lap Tm	Diff	Time of Day
(14) Colin TURNER			
1	-:--		12:13:35.997
2	1:09.326	+2.452	12:14:45.323
3	1:06.874	-	12:15:52.197
4	1:07.900	+1.026	12:17:00.097
5	1:07.265	+0.391	12:18:07.362
6	1:08.181	+1.307	12:19:15.543
7	1:08.313	+1.439	12:20:23.856
8	1:07.785	+0.911	12:21:31.641
9	1:07.192	+0.318	12:22:38.833
10	1:10.015	+3.141	12:23:48.848
Best Tm: 1:06.874			

Lap	Lap Tm	Diff	Time of Day
(10) Angus GEDDES			
1	-:--		12:13:36.367
2	1:09.367	+2.480	12:14:45.734
3	1:07.972	+1.085	12:15:53.706
4	1:08.435	+1.548	12:17:02.141
5	1:08.617	+1.730	12:18:10.758
6	1:08.206	+1.319	12:19:18.964
7	1:06.904	+0.017	12:20:25.868
8	1:07.549	+0.662	12:21:33.417
9	1:06.887	-	12:22:40.304
10	1:09.850	+2.963	12:23:50.154
Best Tm: 1:06.887			

Lap	Lap Tm	Diff	Time of Day
(19) Andrew McGREGOR			
1	-:--		12:13:36.491
2	1:09.341	+2.292	12:14:45.832
3	1:08.951	+1.902	12:15:54.783
4	1:08.136	+1.087	12:17:02.919
5	1:08.282	+1.233	12:18:11.201
6	1:08.486	+1.437	12:19:19.687
7	1:07.049	-	12:20:26.736
8	1:07.422	+0.373	12:21:34.158
9	1:07.400	+0.351	12:22:41.558
10	1:09.036	+1.987	12:23:50.594
Best Tm: 1:07.049			

Lap	Lap Tm	Diff	Time of Day
(3) Adrian HAMILTON			
1	-:--		12:13:38.119
2	1:11.455	+4.227	12:14:49.574
3	1:08.283	+1.055	12:15:57.857
4	1:09.105	+1.877	12:17:06.962
5	1:09.103	+1.875	12:18:16.065
6	1:07.952	+0.724	12:19:24.017
7	1:07.382	+0.154	12:20:31.399
8	1:07.324	+0.096	12:21:38.723
9	1:07.228	-	12:22:45.951
10	1:09.328	+2.100	12:23:55.279
Best Tm: 1:07.228			

Lap	Lap Tm	Diff	Time of Day
(46) Martin PIERACCINI			

SMRC Race Meeting

SMRC Formula Ford Championship

Knockhill 1.280 Miles

Race 5- First Race

24/06/2007 11:50

Race (10 Laps)

Lap	Lap Tm	Diff	Time of Day
1	-:--		12:13:37.975
2	1:10.398	+3.556	12:14:48.373
3	1:08.265	+1.423	12:15:56.638
4	1:09.602	+2.760	12:17:06.240
5	1:08.773	+1.931	12:18:15.013
6	1:07.502	+0.660	12:19:22.515
7	1:06.842	-	12:20:29.357
8	1:08.433	+1.591	12:21:37.790
9	1:08.021	+1.179	12:22:45.811
10	1:10.000	+3.158	12:23:55.811
Best Tm: 1:06.842			

(7) Craig BRUNTON

1	-:--		12:13:39.198
2	1:11.707	+5.068	12:14:50.905
3	1:10.753	+4.114	12:16:01.658
4	1:07.022	+0.383	12:17:08.680
5	1:08.724	+2.085	12:18:17.404
6	1:08.148	+1.509	12:19:25.552
7	1:06.764	+0.125	12:20:32.316
8	1:07.576	+0.937	12:21:39.892
9	1:06.639	-	12:22:46.531
10	1:09.383	+2.744	12:23:55.914
Best Tm: 1:06.639			

(4) Graham LEGGET

1	-:--		12:13:32.654
2	1:23.798	+17.415	12:14:56.452
3	1:07.295	+0.912	12:16:03.747
4	1:08.119	+1.736	12:17:11.866
5	1:07.828	+1.445	12:18:19.694
6	1:08.876	+2.493	12:19:28.570
7	1:06.789	+0.406	12:20:35.359
8	1:06.909	+0.526	12:21:42.268
9	1:06.383	-	12:22:48.651
10	1:07.644	+1.261	12:23:56.295
Best Tm: 1:06.383			

(40) Laurie HUGHES

1	-:--		12:13:37.607
2	1:12.908	+4.446	12:14:50.515
3	1:11.168	+2.706	12:16:01.683
4	1:08.462	-	12:17:10.145
5	1:09.132	+0.670	12:18:19.277
6	1:21.143	+12.681	12:19:40.420
7	1:08.913	+0.451	12:20:49.333
8	1:09.514	+1.052	12:21:58.847
9	1:10.556	+2.094	12:23:09.403
Best Tm: 1:08.462			

(42) Roy McGREGOR

1	-:--		12:13:41.510
2	1:11.283	+2.539	12:14:52.793
3	1:12.458	+3.714	12:16:05.251
4	1:10.528	+1.784	12:17:15.779
5	1:09.839	+1.095	12:18:25.618
6	1:17.407	+8.663	12:19:43.025
7	1:09.760	+1.016	12:20:52.785

Lap	Lap Tm	Diff	Time of Day
8	1:09.573	+0.829	12:22:02.358
9	1:08.744	-	12:23:11.102
Best Tm: 1:08.744			

(78) David HEADEN

1	-:--		12:13:40.644
2	1:10.730	+3.514	12:14:51.374
3	1:11.155	+3.939	12:16:02.529
4	1:08.400	+1.184	12:17:10.929
5	1:07.488	+0.272	12:18:18.417
6	1:49.598	+42.382	12:20:08.015
7	1:07.628	+0.412	12:21:15.643
8	1:07.216	-	12:22:22.859
9	1:07.322	+0.106	12:23:30.181
Best Tm: 1:07.216			

(15) Dane CHRISTISON

1	-:--		12:13:53.411
2	1:16.204	+4.886	12:15:09.615
3	1:13.230	+1.912	12:16:22.845
4	1:11.318	-	12:17:34.163
5	1:12.041	+0.723	12:18:46.204
6	1:15.770	+4.452	12:20:01.974
7	1:12.531	+1.213	12:21:14.505
8	1:13.483	+2.165	12:22:27.988
9	1:11.662	+0.344	12:23:39.650
Best Tm: 1:11.318			

(11) Kyle MURCHIE

1	-:--		12:13:42.898
2	1:32.874	+19.599	12:15:15.772
3	1:13.461	+0.186	12:16:29.233
4	1:13.275	-	12:17:42.508
5	1:14.547	+1.272	12:18:57.055
6	1:14.094	+0.819	12:20:11.149
7	1:13.482	+0.207	12:21:24.631
8	1:13.433	+0.158	12:22:38.064
9	1:13.463	+0.188	12:23:51.527
Best Tm: 1:13.275			

(61) Barry SMITH

1	-:--		12:13:49.672
2	1:21.127	+3.796	12:15:10.799
3	1:17.331	-	12:16:28.130
4	1:18.667	+1.336	12:17:46.797
5	1:19.179	+1.848	12:19:05.976
6	1:18.542	+1.211	12:20:24.518
7	1:19.140	+1.809	12:21:43.658
8	1:17.754	+0.423	12:23:01.412
Best Tm: 1:17.331			


(23) Andrew CHESHER

1	-:--		12:13:34.885
2	1:07.888	+1.915	12:14:42.773
3	1:07.334	+1.361	12:15:50.107
4	1:06.453	+0.480	12:16:56.560

Lap	Lap Tm	Diff	Time of Day
5	1:05.973	-	12:18:02.533
6	1:06.376	+0.403	12:19:08.909
7	1:06.661	+0.688	12:20:15.570
8	1:06.416	+0.443	12:21:21.986
Best Tm: 1:05.973			

(6) Ian THOMAS

1	-:--		12:13:48.783
2	1:19.213	+1.786	12:15:07.996
3	1:17.427	-	12:16:25.423
4	1:17.766	+0.339	12:17:43.189
5	1:24.735	+7.308	12:19:07.924
Best Tm: 1:17.427			



Competitors	Laps									
	1	2	3	4	5	6	7	8	9	10
Mike GARDINER (30)	1	30	30	30	30	30	30	30	30	30
Louis Di RESTA (8)	2	8	8	8	8	8	8	8	8	8
Elliot MASON (22)	3	22	22	22	5	5	5	5	5	5
Stuart THORBURN (5)	4	5	5	5	22	22	22	22	66	66
Rory BUTCHER (66)	5	66	66	66	66	66	66	66	22	22
Willie HOURIE (2)	6	2	2	2	2	2	2	2	2	2
David THORBURN (70)	7	70	70	70	70	70	70	70	23	70
Graham LEGGET (4)	8	4	16	16	16	16	23	23	70	33
Robert THOMSON (16)	9	16	23	23	23	23	16	16	16	16
Andrew CHESHER (23)	10	23	14	14	14	14	14	14	33	14
Colin TURNER (14)	11	14	10	10	10	10	33	33	14	10
Angus GEDDES (10)	12	10	19	19	19	19	10	10	10	19
Andrew McGREGOR (19)	13	19	46	46	33	33	19	19	19	46
Laurie HUGHES (40)	14	40	3	3	46	46	46	46	46	3
Martin PIERACCINI (46)	15	46	40	33	3	3	3	3	3	7
Adrian HAMILTON (3)	16	3	7	7	7	7	7	7	7	4
Craig BRUNTON (7)	17	7	33	40	40	78	4	4	4	40
David HEADEN (78)	18	78	78	78	78	40	40	40	40	42
Roy McGREGOR (42)	19	42	42	4	4	4	42	42	42	78
Graham CARROLL (33)	20	33	4	42	42	42	15	15	78	15
Kyle MURCHIE (11)	21	11	6	15	15	15	78	78	15	11
Ian THOMAS (6)	22	6	15	6	11	11	11	11	11	11
Barry SMITH (61)	23	61	61	61	6	61	61	61	61	61
Dane CHRISTISON (15)	24	15	11	11	61	6				

SMRC Race Meeting

SMRC Formula Ford Championship

Knockhill 1.280 Miles

Race 12 - Second Race

24/06/2007 14:20

Race (10 Laps)

2 [8] Louis Di RESTA [10]	1 [30] Mike GARDINER [10]	1
4 [66] Rory BUTCHER [10]	3 [5] Stuart THORBURN [10]	2
6 [2] Willie HOURIE [10]	5 [22] Elliot MASON [10]	3
8 [33] Graham CARROLL [10]	7 [70] David THORBURN [10]	4
10 [14] Colin TURNER [10]	9 [16] Robert THOMSON [10]	5
12 [19] Andrew McGREGOR [10]	11 [10] Angus GEDDES [10]	6
14 [46] Martin PIERACCINI [10]	13 [3] Adrian HAMILTON [10]	7
16 [4] Graham LEGGET [10]	15 [7] Craig BRUNTON [10]	8
18 [42] Roy McGREGOR [9]	17 [40] Laurie HUGHES [9]	9
20 [11] Kyle MURCHIE [9]	19 [15] Dane CHRISTISON [9]	10
22 [78] David HEADEN [0]	21 [61] Barry SMITH [8]	11
24 [6] Ian THOMAS [5]	23 [23] Andrew CHESHER [8]	12

SMRC Race Meeting

SMRC Formula Ford Championship

Knockhill 1.280 Miles

Race 12 - Second Race

24/06/2007 14:20

Race (10 Laps)



25

||

13

SMRC Race Meeting

Sorted on Laps

Smarty.com Mini Cooper Cup

Knockhill 1.280 Miles

Race 6 - First Race

24/06/2007 12:10

Race (10 Laps)

Pos	No.	Name	Make/Model	CC	Class C	Laps	Total Tm	Diff	Avg. Speed	Best Tm 1 Lap	Laps
1	91	Rory BUTCHER	Mini Cooper	1600	SM	7	8:14.281	-	65.258	1:09.306	7
2	1	Oliver MORTIMER	Mini Cooper	1600		7	8:17.701	+3.420	64.810	1:08.736	7
3	12	Steve MITCHELL	Mini Cooper	1600	SM	7	8:23.060	+8.779	64.120	1:09.677	7
4	7	Vic COVEY Jnr	Mini Cooper	1600	SM	7	8:23.657	+9.376	64.044	1:08.542	7
5	17	Mark DRYDEN	Mini Cooper	1600	SM	7	8:29.007	+14.726	63.370	1:10.651	7
6	15	Ian MILTON	Mini Cooper	1600	SMN	7	8:29.256	+14.975	63.339	1:11.274	5
7	4	Gilbert GROSSETT	Mini Cooper	1600	SMN	7	8:31.699	+17.418	63.037	1:10.778	7
8	5	Michael ROWAN	Mini Cooper	1600	SMN	7	8:35.382	+21.101	62.587	1:11.109	4
9	10	Scott CALDOW	Mini Cooper	1600	SMN	7	8:35.932	+21.651	62.520	1:11.011	6
10	9	John BARRIE	Mini Cooper	1600	SMN	7	8:36.190	+21.909	62.489	1:09.975	6
11	16	Kenneth THIRWALL	Mini Cooper	1600	SMN	7	9:00.139	+45.858	59.718	1:10.597	6

Not classified

DNF	2	Paul WILSON	Mini Cooper	1600	SM	0	-:--	-	-	-:--	0
DNF	3	Glynn GEDDIE	Mini Cooper	1600	SMN	0	-:--	-	-	-:--	0

Announcements

Red flag on lap 8. Results declared at lap 7.

Margin of Victory	Avg. Speed	Best Lap Tm	Best Spd	Best Lap by
+3.420	65.258	1:08.542	67.229	[7] Vic COVEY Jnr

Printed: 24/06/2007 14:16:29

ih Motorsport Automatic Race Timing (SMART)

Chief Timekeeper - Ian Sharp

Orbits 3

Clerk of the Course

www.amb-it.com

Sig.

Time

www.mylaps.com

SMRC Race Meeting

Smarty.com Mini Cooper Cup

Knockhill 1.280 Miles

Race 6 - First Race

24/06/2007 12:10

Race (10 Laps)

Lap	Lap Tm	Diff	Time of Day
(91) Rory BUTCHER			
1	-:--		12:39:46.069
2	1:10.261	+0.955	12:40:56.330
3	1:10.178	+0.872	12:42:06.508
4	1:09.819	+0.513	12:43:16.327
5	1:09.570	+0.264	12:44:25.897
6	1:09.447	+0.141	12:45:35.344
7	1:09.306	-	12:46:44.650
Best Tm: 1:09.306			

Lap	Lap Tm	Diff	Time of Day
(1) Oliver MORTIMER			
1	-:--		12:39:50.622
2	1:10.304	+1.568	12:41:00.926
3	1:10.229	+1.493	12:42:11.155
4	1:09.556	+0.820	12:43:20.711
5	1:08.837	+0.101	12:44:29.548
6	1:09.786	+1.050	12:45:39.334
7	1:08.736	-	12:46:48.070
Best Tm: 1:08.736			

Lap	Lap Tm	Diff	Time of Day
(12) Steve MITCHELL			
1	-:--		12:39:48.074
2	1:11.890	+2.213	12:40:59.964
3	1:11.779	+2.102	12:42:11.743
4	1:10.998	+1.321	12:43:22.741
5	1:10.568	+0.891	12:44:33.309
6	1:10.443	+0.766	12:45:43.752
7	1:09.677	-	12:46:53.429
Best Tm: 1:09.677			

Lap	Lap Tm	Diff	Time of Day
(7) Vic COVEY Jnr			
1	-:--		12:39:49.046
2	1:12.562	+4.020	12:41:01.608
3	1:12.379	+3.837	12:42:13.987
4	1:11.898	+3.356	12:43:25.885
5	1:10.538	+1.996	12:44:36.423
6	1:09.061	+0.519	12:45:45.484
7	1:08.542	-	12:46:54.026
Best Tm: 1:08.542			

Lap	Lap Tm	Diff	Time of Day
(17) Mark DRYDEN			
1	-:--		12:39:50.703
2	1:11.754	+1.103	12:41:02.457
3	1:12.587	+1.936	12:42:15.044
4	1:11.154	+0.503	12:43:26.198
5	1:11.029	+0.378	12:44:37.227
6	1:11.498	+0.847	12:45:48.725
7	1:10.651	-	12:46:59.376
Best Tm: 1:10.651			

Lap	Lap Tm	Diff	Time of Day
(15) Ian MILTON			
1	-:--		12:39:48.653
2	1:12.900	+1.626	12:41:01.553
3	1:11.993	+0.719	12:42:13.546

Lap	Lap Tm	Diff	Time of Day
4	1:11.970	+0.696	12:43:25.516
5	1:11.274	-	12:44:36.790
6	1:11.331	+0.057	12:45:48.121
7	1:11.504	+0.230	12:46:59.625
Best Tm: 1:11.274			

Lap	Lap Tm	Diff	Time of Day
(4) Gilbert GROSSETT			
1	-:--		12:39:51.808
2	1:14.023	+3.245	12:41:05.831
3	1:11.824	+1.046	12:42:17.655
4	1:11.417	+0.639	12:43:29.072
5	1:11.252	+0.474	12:44:40.324
6	1:10.966	+0.188	12:45:51.290
7	1:10.778	-	12:47:02.068
Best Tm: 1:10.778			

Lap	Lap Tm	Diff	Time of Day
(5) Michael ROWAN			
1	-:--		12:39:52.783
2	1:13.348	+2.239	12:41:06.131
3	1:12.598	+1.489	12:42:18.729
4	1:11.109	-	12:43:29.838
5	1:11.963	+0.854	12:44:41.801
6	1:11.453	+0.344	12:45:53.254
7	1:12.497	+1.388	12:47:05.751
Best Tm: 1:11.109			

Lap	Lap Tm	Diff	Time of Day
(10) Scott CALDOW			
1	-:--		12:39:54.061
2	1:13.895	+2.884	12:41:07.956
3	1:12.076	+1.065	12:42:20.032
4	1:11.704	+0.693	12:43:31.736
5	1:11.508	+0.497	12:44:43.244
6	1:11.011	-	12:45:54.255
7	1:12.046	+1.035	12:47:06.301
Best Tm: 1:11.011			

Lap	Lap Tm	Diff	Time of Day
(9) John BARRIE			
1	-:--		12:39:51.745
2	1:12.336	+2.361	12:41:04.081
3	1:11.800	+1.825	12:42:15.881
4	1:11.054	+1.079	12:43:26.935
5	1:17.667	+7.692	12:44:44.602
6	1:09.975	-	12:45:54.577
7	1:11.982	+2.007	12:47:06.559
Best Tm: 1:09.975			

Lap	Lap Tm	Diff	Time of Day
(16) Kenneth THIRWALL			
1	-:--		12:39:51.321
2	1:11.637	+1.040	12:41:02.958
3	1:11.801	+1.204	12:42:14.759
4	1:12.545	+1.948	12:43:27.304
5	1:41.516	+30.919	12:45:08.820
6	1:10.597	-	12:46:19.417
7	1:11.091	+0.494	12:47:30.508
Best Tm: 1:10.597			

Lap	Lap Tm	Diff	Time of Day
(2) Paul WILSON			
Best Tm: -:--			

Lap	Lap Tm	Diff	Time of Day
(3) Glynn GEDDIE			
Best Tm: -:--			


Smarty.com Mini Cooper Cup

Knockhill 1.280 Miles

Race 6 - First Race

24/06/2007 12:10

Race (10 Laps)



Competitors	Laps						
	1	2	3	4	5	6	7
Rory BUTCHER (91)	1	91	91	91	91	91	91
Steve MITCHELL (12)	2	12	12	1	1	1	1
Ian MILTON (15)	3	15	1	12	12	12	12
Vic COVEY Jnr (7)	4	7	15	15	15	7	7
Oliver MORTIMER (1)	5	1	7	7	7	15	17
Mark DRYDEN (17)	6	17	17	16	17	17	15
Kenneth THIRWALL (16)	7	16	16	17	9	4	4
John BARRIE (9)	8	9	9	9	16	5	5
Gilbert GROSSETT (4)	9	4	4	4	4	10	10
Michael ROWAN (5)	10	5	5	5	5	9	9
Scott CALDOW (10)	11	10	10	10	10	16	16
-	12						
-	13						

SMRC Race Meeting


Smarty.com Mini Cooper Cup

Knockhill 1.280 Miles

Race 12A - Second Race

24/06/2007 14:40

Race (10 Laps)



2
[17] Mark DRYDEN
[7]
4
[12] Steve MITCHELL
[7]
6
[91] Rory BUTCHER
[7]
8
[5] Michael ROWAN
[7]
10
[9] John BARRIE
[7]
12
[2] Paul WILSON
[0]

1
[15] Ian MILTON
[7]
3
[7] Vic COVEY Jnr
[7]
5
[1] Oliver MORTIMER
[7]
7
[4] Gilbert GROSSETT
[7]
9
[10] Scott CALDOW
[7]
11
[16] Kenneth THIRWALL
[7]
13
[3] Glynn GEDDIE
[0]

1
2
3
4
5
6
7

SMRC Race Meeting

Sorted on Laps

NSSCC - All Classes

Knockhill 1.280 Miles

Race 7

24/06/2007 12:20

Race (17 Laps)

Pos	No.	Name	Make/Model	CC	Class	Laps	Total Tm	Diff	Avg. Speed	Best Tm 1 Lap	Laps
1	26	Andrew GALLACHER	Ford Focus	2000	A1	17	16:54.807	-	77.193	57.734	9
2	16	Colin SIMPSON	Marcos Mantis	4600	A1	17	16:57.723	+2.916	76.972	58.678	7
3	71	Robert PRITCHARD	Caterham	2000	A2	17	16:58.098	+3.291	76.943	58.641	7
4	52	Ian HEPBURN	Westfield Seight	4800	A1	16	17:15.862	1 Lap	71.175	1:02.933	16
5	88	Tony CAIG	Ford Focus	2000	C	16	17:32.305	+16.443	70.063	1:04.368	7
6	54	Andrew MORRISON	Seat Cupra	1998	B	16	17:34.265	+18.403	69.933	1:03.741	14
7	23	Tim EVANS	Sylva Phoenix	1000	G	16	17:36.037	+20.175	69.816	1:03.981	15
8	84	Arthur ROBINSON	Westfield SE	2261	E	16	17:38.503	+22.641	69.653	1:04.563	15
9	92	Mike SIDGWICK	Morgan	5000	A1	15	16:55.736	2 Laps	68.049	1:05.458	6
10	47	Barry SMITH	Caterham	1800	E	15	16:56.466	+0.730	68.000	1:05.416	11
11	28	Peter ISHERWOOD	Sylva Phoenix	919	G	15	17:05.200	+9.464	67.421	1:06.000	12
12	53	Brian SMITH	Sylva Phoenix	1800	G	15	17:14.622	+18.886	66.807	1:06.632	9
13	44	Michael CUTT	BMW M3	3000	B	15	17:34.220	+38.484	65.565	1:06.420	4
14	8	David BOTTERILL	Porsche 944	2994	B	15	17:39.558	+43.822	65.235	1:08.533	13
15	18	Brian MORRIS	Datsun 240Z	2353	H	15	17:48.957	+53.221	64.661	1:08.758	12
16	66	Paul MOSS	Citroen Saxo	1600	D	15	17:53.703	+57.967	64.375	1:09.917	8
17	29	Kenny YOUNG	Caterham	15880	E	15	17:57.049	1:01.313	64.175	1:09.162	8
18	46	Ian HUMPISSH	VW Beetle RSi	2800	B	14	17:00.701	3 Laps	63.204	1:09.517	12

Not classified (80% = 14 Laps)

DNF	79	Gavin LEE	Ford Fiesta XR2	1600	D	14	16:42.193	-	64.371	1:09.393	13
DNF	1	Duncan MARSHALL	Sylva Phoenix	1000	G	2	2:24.448	-	63.801	1:13.675	2

Announcements

New Track Record (1:04.563) for NSSC Sports/Sal. (E) by Arthur ROBINSON.

Margin of Victory	Avg. Speed	Best Lap Tm	Best Spd	Best Lap by
+2.916	77.193	57.734	79.814	[26] Andrew GALLACHER

Printed: 24/06/2007 14:17:35

ih Motorsport Automatic Race Timing (SMART)

Chief Timekeeper - Ian Sharp

Orbits 3

Clerk of the Course

www.amb-it.com

Sig.

Time

www.mylaps.com

SMRC Race Meeting

NSSCC - All Classes

Knockhill 1.280 Miles

Race 7

24/06/2007 12:20

Race (17 Laps)

Lap	Lap Tm	Diff	Time of Day
(26) Andrew GALLACHER			
1	-:---		13:13:35.624
2	58.986	+1.252	13:14:34.610
3	58.858	+1.124	13:15:33.468
4	58.054	+0.320	13:16:31.522
5	58.707	+0.973	13:17:30.229
6	1:00.274	+2.540	13:18:30.503
7	59.549	+1.815	13:19:30.052
8	1:00.891	+3.157	13:20:30.943
9	57.734	-	13:21:28.677
10	59.937	+2.203	13:22:28.614
11	59.722	+1.988	13:23:28.336
12	1:01.503	+3.769	13:24:29.839
13	1:01.124	+3.390	13:25:30.963
14	59.891	+2.157	13:26:30.854
15	58.105	+0.371	13:27:28.959
16	59.247	+1.513	13:28:28.206
17	1:01.443	+3.709	13:29:29.649
Best Tm: 57.734			

Lap	Lap Tm	Diff	Time of Day
(16) Colin SIMPSON			
1	-:---		13:13:38.161
2	59.213	+0.535	13:14:37.374
3	59.392	+0.714	13:15:36.766
4	59.302	+0.624	13:16:36.068
5	59.374	+0.696	13:17:35.442
6	59.640	+0.962	13:18:35.082
7	58.678	-	13:19:33.760
8	1:00.815	+2.137	13:20:34.575
9	59.090	+0.412	13:21:33.665
10	59.469	+0.791	13:22:33.134
11	59.728	+1.050	13:23:32.862
12	1:00.881	+2.203	13:24:33.743
13	59.685	+1.007	13:25:33.428
14	1:00.756	+2.078	13:26:34.184
15	59.169	+0.491	13:27:33.353
16	59.394	+0.716	13:28:32.747
17	59.818	+1.140	13:29:32.565
Best Tm: 58.678			

Lap	Lap Tm	Diff	Time of Day
(71) Robert PRITCHARD			
1	-:---		13:13:39.117
2	59.308	+0.667	13:14:38.425
3	59.038	+0.397	13:15:37.463
4	59.474	+0.833	13:16:36.937
5	59.412	+0.771	13:17:36.349
6	59.863	+1.222	13:18:36.212
7	58.641	-	13:19:34.853
8	1:00.972	+2.331	13:20:35.825
9	58.876	+0.235	13:21:34.701
10	58.816	+0.175	13:22:33.517
11	1:01.821	+3.180	13:23:35.338
12	59.366	+0.725	13:24:34.704
13	59.626	+0.985	13:25:34.330
14	1:00.384	+1.743	13:26:34.714
15	59.165	+0.524	13:27:33.879
16	59.660	+1.019	13:28:33.539
17	59.401	+0.760	13:29:32.940
Best Tm: 58.641			

Lap	Lap Tm	Diff	Time of Day
(52) Ian HEPBURN			
1	-:---		13:13:45.734
2	1:06.162	+3.229	13:14:51.896
3	1:04.007	+1.074	13:15:55.903
4	1:04.358	+1.425	13:17:00.261
5	1:03.479	+0.546	13:18:03.740
6	1:03.740	+0.807	13:19:07.480
7	1:03.551	+0.618	13:20:11.031
8	1:03.589	+0.656	13:21:14.620
9	1:04.223	+1.290	13:22:18.843
10	1:05.153	+2.220	13:23:23.996
11	1:03.322	+0.389	13:24:27.318
12	1:04.860	+1.927	13:25:32.178
13	1:05.841	+2.908	13:26:38.019
14	1:05.166	+2.233	13:27:43.185
15	1:04.586	+1.653	13:28:47.771
16	1:02.933	-	13:29:50.704
Best Tm: 1:02.933			

Lap	Lap Tm	Diff	Time of Day
(88) Tony CAIG			
1	-:---		13:13:44.745
2	1:05.201	+0.833	13:14:49.946
3	1:05.019	+0.651	13:15:54.965
4	1:05.978	+1.610	13:17:00.943
5	1:04.935	+0.567	13:18:05.878
6	1:04.563	+0.195	13:19:10.441
7	1:04.368	-	13:20:14.809
8	1:05.665	+1.297	13:21:20.474
9	1:05.361	+0.993	13:22:25.835
10	1:05.095	+0.727	13:23:30.930
11	1:05.805	+1.437	13:24:36.735
12	1:06.669	+2.301	13:25:43.404
13	1:05.025	+0.657	13:26:48.429
14	1:05.901	+1.533	13:27:54.330
15	1:04.755	+0.387	13:28:59.085
16	1:08.062	+3.694	13:30:07.147
Best Tm: 1:04.368			

Lap	Lap Tm	Diff	Time of Day
(54) Andrew MORRISON			
1	-:---		13:13:52.391
2	1:06.293	+2.552	13:14:58.684
3	1:07.269	+3.528	13:16:05.953
4	1:04.977	+1.236	13:17:10.930
5	1:04.354	+0.613	13:18:15.284
6	1:04.480	+0.739	13:19:19.764
7	1:04.691	+0.950	13:20:24.455
8	1:04.190	+0.449	13:21:28.645
9	1:04.024	+0.283	13:22:32.669
10	1:06.595	+2.854	13:23:39.264
11	1:04.519	+0.778	13:24:43.783
12	1:04.370	+0.629	13:25:48.153
13	1:06.084	+2.343	13:26:54.237
14	1:03.741	-	13:27:57.978
15	1:06.748	+3.007	13:29:04.726
16	1:04.381	+0.640	13:30:09.107
Best Tm: 1:03.741			

Lap	Lap Tm	Diff	Time of Day
(23) Tim EVANS			

Lap	Lap Tm	Diff	Time of Day
1	-:---		13:13:44.844
2	1:06.698	+2.717	13:14:51.542
3	1:06.774	+2.793	13:15:58.316
4	1:05.661	+1.680	13:17:03.977
5	1:05.584	+1.603	13:18:09.561
6	1:05.367	+1.386	13:19:14.928
7	1:05.597	+1.616	13:20:20.525
8	1:05.318	+1.337	13:21:25.843
9	1:05.880	+1.899	13:22:31.723
10	1:06.199	+2.218	13:23:37.922
11	1:04.903	+0.922	13:24:42.825
12	1:04.616	+0.635	13:25:47.441
13	1:07.754	+3.773	13:26:55.195
14	1:06.663	+2.682	13:28:01.858
15	1:03.981	-	13:29:05.839
16	1:05.040	+1.059	13:30:10.879
Best Tm: 1:03.981			

Lap	Lap Tm	Diff	Time of Day
(84) Arthur ROBINSON			
1	-:---		13:13:49.008
2	1:05.681	+1.118	13:14:54.689
3	1:05.568	+1.005	13:16:00.257
4	1:05.313	+0.750	13:17:05.570
5	1:05.384	+0.821	13:18:10.954
6	1:05.104	+0.541	13:19:16.058
7	1:04.664	+0.101	13:20:20.722
8	1:04.691	+0.128	13:21:25.413
9	1:06.593	+2.030	13:22:32.006
10	1:06.688	+2.125	13:23:38.694
11	1:05.895	+1.332	13:24:44.589
12	1:05.510	+0.947	13:25:50.099
13	1:05.501	+0.938	13:26:55.600
14	1:06.671	+2.108	13:28:02.271
15	1:04.563	-	13:29:06.834
16	1:06.511	+1.948	13:30:13.345
Best Tm: 1:04.563			

Lap	Lap Tm	Diff	Time of Day
(92) Mike SIDGWICK			
1	-:---		13:13:50.238
2	1:08.777	+3.319	13:14:59.015
3	1:08.689	+3.231	13:16:07.704
4	1:06.959	+1.501	13:17:14.663
5	1:06.368	+0.910	13:18:21.031
6	1:05.458	-	13:19:26.489
7	1:10.980	+5.522	13:20:37.469
8	1:05.880	+0.422	13:21:43.349
9	1:05.663	+0.205	13:22:49.012
10	1:07.109	+1.651	13:23:56.121
11	1:05.784	+0.326	13:25:01.905
12	1:08.253	+2.795	13:26:10.158
13	1:05.552	+0.094	13:27:15.710
14	1:06.828	+1.370	13:28:22.538
15	1:08.040	+2.582	13:29:30.578
Best Tm: 1:05.458			

Lap	Lap Tm	Diff	Time of Day
(47) Barry SMITH			
1	-:---		13:13:53.604
2	1:08.995	+3.579	13:15:02.599
3	1:07.748	+2.332	13:16:10.347
4	1:07.518	+2.102	13:17:17.865

SMRC Race Meeting

NSSCC - All Classes

Knockhill 1.280 Miles

Race 7

24/06/2007 12:20

Race (17 Laps)

Lap	Lap Tm	Diff	Time of Day
5	1:06.951	+1.535	13:18:24.816
6	1:07.293	+1.877	13:19:32.109
7	1:08.024	+2.608	13:20:40.133
8	1:06.672	+1.256	13:21:46.805
9	1:05.419	+0.003	13:22:52.224
10	1:05.801	+0.385	13:23:58.025
11	1:05.416	-	13:25:03.441
12	1:06.795	+1.379	13:26:10.236
13	1:06.273	+0.857	13:27:16.509
14	1:06.587	+1.171	13:28:23.096
15	1:08.212	+2.796	13:29:31.308
Best Tm: 1:05.416			

(28) Peter ISHERWOOD

Lap	Lap Tm	Diff	Time of Day
1	-	-	13:13:52.482
2	1:08.670	+2.670	13:15:01.152
3	1:07.482	+1.482	13:16:08.634
4	1:09.011	+3.011	13:17:17.645
5	1:07.943	+1.943	13:18:25.588
6	1:07.481	+1.481	13:19:33.069
7	1:10.763	+4.763	13:20:43.832
8	1:08.973	+2.973	13:21:52.805
9	1:07.217	+1.217	13:23:00.022
10	1:06.138	+0.138	13:24:06.160
11	1:06.220	+0.220	13:25:12.380
12	1:06.000	-	13:26:18.380
13	1:06.490	+0.490	13:27:24.870
14	1:07.277	+1.277	13:28:32.147
15	1:07.895	+1.895	13:29:40.042
Best Tm: 1:06.000			

(53) Brian SMITH

Lap	Lap Tm	Diff	Time of Day
1	-	-	13:13:50.217
2	1:09.953	+3.321	13:15:00.170
3	1:08.039	+1.407	13:16:08.209
4	1:08.335	+1.703	13:17:16.544
5	1:07.018	+0.386	13:18:23.562
6	1:07.062	+0.430	13:19:30.624
7	1:07.529	+0.897	13:20:38.153
8	1:07.169	+0.537	13:21:45.322
9	1:06.632	-	13:22:51.954
10	1:16.940	+10.308	13:24:08.894
11	1:07.441	+0.809	13:25:16.335
12	1:07.029	+0.397	13:26:23.364
13	1:08.142	+1.510	13:27:31.506
14	1:09.048	+2.416	13:28:40.554
15	1:08.910	+2.278	13:29:49.464
Best Tm: 1:06.632			

(44) Michael CUTT

Lap	Lap Tm	Diff	Time of Day
1	-	-	13:13:48.714
2	1:08.423	+2.003	13:14:57.137
3	1:07.011	+0.591	13:16:04.148
4	1:06.420	-	13:17:10.568
5	1:08.086	+1.666	13:18:18.654
6	1:07.986	+1.566	13:19:26.640
7	1:11.431	+5.011	13:20:38.071
8	1:20.251	+13.831	13:21:58.322
9	1:09.287	+2.867	13:23:07.609
10	1:09.260	+2.840	13:24:16.869

Lap	Lap Tm	Diff	Time of Day
11	1:09.267	+2.847	13:25:26.136
12	1:10.728	+4.308	13:26:36.864
13	1:10.991	+4.571	13:27:47.855
14	1:09.647	+3.227	13:28:57.502
15	1:11.560	+5.140	13:30:09.062
Best Tm: 1:06.420			

(8) David BOTTERILL

Lap	Lap Tm	Diff	Time of Day
1	-	-	13:13:56.541
2	1:10.441	+1.908	13:15:06.982
3	1:10.710	+2.177	13:16:17.692
4	1:11.029	+2.496	13:17:28.721
5	1:10.308	+1.775	13:18:39.029
6	1:09.993	+1.460	13:19:49.022
7	1:10.187	+1.654	13:20:59.209
8	1:09.298	+0.765	13:22:08.507
9	1:08.935	+0.402	13:23:17.442
10	1:08.763	+0.230	13:24:26.205
11	1:10.299	+1.766	13:25:36.504
12	1:10.141	+1.608	13:26:46.645
13	1:08.533	-	13:27:55.178
14	1:08.798	+0.265	13:29:03.976
15	1:10.424	+1.891	13:30:14.400
Best Tm: 1:08.533			

(18) Brian MORRIS

Lap	Lap Tm	Diff	Time of Day
1	-	-	13:13:58.079
2	1:11.449	+2.691	13:15:09.528
3	1:10.827	+2.069	13:16:20.355
4	1:11.963	+3.205	13:17:32.318
5	1:11.850	+3.092	13:18:44.168
6	1:10.000	+1.242	13:19:54.168
7	1:09.740	+0.982	13:21:03.908
8	1:10.186	+1.428	13:22:14.094
9	1:09.599	+0.841	13:23:23.693
10	1:10.480	+1.722	13:24:34.173
11	1:10.049	+1.291	13:25:44.222
12	1:08.758	-	13:26:52.980
13	1:11.215	+2.457	13:28:04.195
14	1:09.577	+0.819	13:29:13.772
15	1:10.027	+1.269	13:30:23.799
Best Tm: 1:08.758			

(66) Paul MOSS

Lap	Lap Tm	Diff	Time of Day
1	-	-	13:13:54.579
2	1:11.120	+1.203	13:15:05.699
3	1:11.148	+1.231	13:16:16.847
4	1:12.511	+2.594	13:17:29.358
5	1:12.696	+2.779	13:18:42.054
6	1:11.133	+1.216	13:19:53.187
7	1:10.094	+0.177	13:21:03.281
8	1:09.917	-	13:22:13.198
9	1:10.286	+0.369	13:23:23.484
10	1:11.437	+1.520	13:24:34.921
11	1:09.926	+0.009	13:25:44.847
12	1:10.239	+0.322	13:26:55.086
13	1:11.248	+1.331	13:28:06.334
14	1:10.287	+0.370	13:29:16.621
15	1:11.924	+2.007	13:30:28.545
Best Tm: 1:09.917			

(29) Kenny YOUNG

Lap	Lap Tm	Diff	Time of Day
1	-	-	13:13:59.330
2	1:11.973	+2.811	13:15:11.303
3	1:11.686	+2.524	13:16:22.989
4	1:11.621	+2.459	13:17:34.610
5	1:11.856	+2.694	13:18:46.466
6	1:10.728	+1.566	13:19:57.194
7	1:10.754	+1.592	13:21:07.948
8	1:09.162	-	13:22:17.110
9	1:11.781	+2.619	13:23:28.891
10	1:11.398	+2.236	13:24:40.289
11	1:10.337	+1.175	13:25:50.626
12	1:09.180	+0.018	13:26:59.806
13	1:09.655	+0.493	13:28:09.461
14	1:10.810	+1.648	13:29:20.271
15	1:11.620	+2.458	13:30:31.891
Best Tm: 1:09.162			

(46) Ian HUMPHISH

Lap	Lap Tm	Diff	Time of Day
1	-	-	13:13:59.950
2	1:12.887	+3.370	13:15:12.837
3	1:11.968	+2.451	13:16:24.805
4	1:13.755	+4.238	13:17:38.560
5	1:12.105	+2.588	13:18:50.665
6	1:11.320	+1.803	13:20:01.985
7	1:10.690	+1.173	13:21:12.675
8	1:12.170	+2.653	13:22:24.845
9	1:12.735	+3.218	13:23:37.580
10	1:12.538	+3.021	13:24:50.118
11	1:10.658	+1.141	13:26:00.776
12	1:09.517	-	13:27:10.293
13	1:10.066	+0.549	13:28:20.359
14	1:15.184	+5.667	13:29:35.543
Best Tm: 1:09.517			

(79) Gavin LEE

Lap	Lap Tm	Diff	Time of Day
1	-	-	13:13:58.334
2	1:12.013	+2.620	13:15:10.347
3	1:11.254	+1.861	13:16:21.601
4	1:11.315	+1.922	13:17:32.916
5	1:11.755	+2.362	13:18:44.671
6	1:10.270	+0.877	13:19:54.941
7	1:10.105	+0.712	13:21:05.046
8	1:09.565	+0.172	13:22:14.611
9	1:09.771	+0.378	13:23:24.382
10	1:11.015	+1.622	13:24:35.397
11	1:10.529	+1.136	13:25:45.926
12	1:11.813	+2.420	13:26:57.739
13	1:09.393	-	13:28:07.132
14	1:09.903	+0.510	13:29:17.035
Best Tm: 1:09.393			

(1) Duncan MARSHALL

Lap	Lap Tm	Diff	Time of Day
1	-	-	13:13:45.615
2	1:13.675	-	13:14:59.290
Best Tm: 1:13.675			

Printed: 24/06/2007 14:17:59

British Motorsport Automatic Race Timing (SMART)

Chief Timekeeper - Ian Sharp

Orbits 3

Clerk of the Course

www.amb-it.com

Sig.

Time

www.mylaps.com


NSSCC - All Classes

Knockhill 1.280 Miles

Race 7

24/06/2007 12:20

Race (17 Laps)



Competitors	Laps																
	1	2	3	4	5	6	7	8	9	10	11	12	13	14	15	16	17
Andrew GALLACHER (26)	1	26	26	26	26	26	26	26	26	26	26	26	26	26	26	26	26
Colin SIMPSON (16)	2	16	16	16	16	16	16	16	16	16	16	16	16	16	16	16	16
Robert PRITCHARD (71)	3	71	71	71	71	71	71	71	71	71	71	71	71	71	71	71	71
Tony CAIG (88)	4	88	88	88	52	52	52	52	52	52	52	52	52	52	52	52	52
Tim EVANS (23)	5	23	23	52	88	88	88	88	88	88	88	88	88	88	88	88	88
Duncan MARSHALL (1)	6	1	52	23	23	23	23	84	23	23	23	23	54	54	54	54	54
Ian HEPBURN (52)	7	52	84	84	84	84	84	23	84	84	54	54	23	23	23	23	23
Michael CUTT (44)	8	44	44	44	44	54	54	54	54	54	84	84	84	84	84	84	84
Arthur ROBINSON (84)	9	84	54	54	54	44	92	92	92	92	92	92	92	92	92	92	92
Brian SMITH (53)	10	53	92	92	92	44	44	53	53	47	47	47	47	47	47	47	47
Mike SIDGWICK (92)	11	92	1	53	53	53	53	47	47	28	28	28	28	28	28	28	28
Andrew MORRISON (54)	12	54	53	28	28	47	47	47	28	28	53	53	53	53	53	53	53
Peter ISHERWOOD (28)	13	28	28	47	47	28	28	28	44	44	44	44	44	44	44	44	44
Barry SMITH (47)	14	47	47	66	8	8	8	8	8	8	8	8	8	8	8	8	8
Paul MOSS (66)	15	66	66	8	66	66	66	66	66	66	18	18	18	18	18	18	18
David BOTTERILL (8)	16	8	8	18	18	18	18	18	18	18	66	66	66	66	66	66	66
Brian MORRIS (18)	17	18	18	79	79	79	79	79	79	79	79	79	79	79	79	79	29
Gavin LEE (79)	18	79	79	29	29	29	29	29	29	29	29	29	29	29	29	29	29
Kenny YOUNG (29)	19	29	29	46	46	46	46	46	46	46	46	46	46	46	46	46	46
Ian HUMPIISH (46)	20	46	46														

Scottish Classic Sports & Saloons

Knockhill 1.280 Miles

Race 8 - Second Race

24/06/2007 13:00

Race (10 Laps)

Pos	No.	Name	Make/Model	CC	Class Cr	Laps	Total Tm	Diff	Avg. Speed	Best Tm	Lap
1	2	Oilly ROSS	Lotus Europa	1600	CSSB	10	11:49.496	-	64.947	1:08.994	5
2	5	Matthew GORDON	Porsche 911	2700	CSSC	10	12:02.950	+13.454	63.739	1:08.548	8
3	87	Al FLEMING	Lotus Elan	1558	CSSB	10	12:05.544	+16.048	63.511	1:10.419	8
4	12	Tommy GILMARTIN	BMW 2002	2000	CSSC	10	12:13.794	+24.298	62.797	1:11.433	8
5	22	Jim GRANT	Lotus Elan	1600	CSSB	10	12:18.374	+28.878	62.407	1:11.489	7
6	3	Stan BERNARD	Porsche 911	2687	CSSC	10	12:18.619	+29.123	62.387	1:11.104	10
7	6	George LEITCH	Mini Ogle	1300	CSSA	10	12:49.155	+59.659	59.910	1:14.540	7
8	11	Ian MORTON	MG Midget	1380	CSSA	10	13:01.622	+1:12.126	58.954	1:17.115	9
9	10	Andy WALKER	Ford Escort	1600	CSSB	9	12:17.112	1 Lap	56.263	1:20.118	5
10	14	Tim REID	Alfa Romeo Guiletta	1598	CSSB	9	12:18.100	+0.988	56.187	1:19.292	5

Not classified

DNF	30	Michael CONNON	Lotus Sunbeam	1558	CSSC	9	10:56.364	-	63.184	1:11.457	6
DNF	15	Donald LAIRD	Lotus Elan	1558	CSSB	7	8:58.145	-	59.939	1:13.508	6
DNF	26	Liz SWAN	Renault 8	1397	CSSA	4	5:35.041	-	55.014	1:20.573	3
DNF	17	Andrew SWANSTON	Ford Escort RS	1600	CSSB	0	----	-	-	----	0

Margin of Victory	Avg. Speed	Best Lap Tm	Best Spd	Best Lap by
+13.454	64.947	1:08.548	67.223	[5] Matthew GORDON

Printed: 24/06/2007 19:19:16

Scottish Motorsports Automatic Race Timing (SMART)

Chief Timekeeper - Ian Sharp

Orbits 3

Clerk of the Course

www.amb-it.com

Sig.

Time

www.mylaps.com

SMRC Race Meeting

Scottish Classic Sports & Saloons

Knockhill 1.280 Miles

Race 8 - Second Race

24/06/2007 13:00

Race (10 Laps)

Lap	Lap Tm	Diff	Time of Day
(2) Oily ROSS			
1	----		14:28:56.685
2	1:10.541	+1.547	14:30:07.226
3	1:09.803	+0.809	14:31:17.029
4	1:09.648	+0.654	14:32:26.677
5	1:08.994	-	14:33:35.671
6	1:09.557	+0.563	14:34:45.228
7	1:09.372	+0.378	14:35:54.600
8	1:12.353	+3.359	14:37:06.953
9	1:09.647	+0.653	14:38:16.600
10	1:11.513	+2.519	14:39:28.113
Best Tm: 1:08.994			

Lap	Lap Tm	Diff	Time of Day
(5) Matthew GORDON			
1	----		14:29:06.297
2	1:12.350	+3.802	14:30:18.647
3	1:09.817	+1.269	14:31:28.464
4	1:11.559	+3.011	14:32:40.023
5	1:09.659	+1.111	14:33:49.682
6	1:10.091	+1.543	14:34:59.773
7	1:10.059	+1.511	14:36:09.832
8	1:08.548	-	14:37:18.380
9	1:12.363	+3.815	14:38:30.743
10	1:10.824	+2.276	14:39:41.567
Best Tm: 1:08.548			

Lap	Lap Tm	Diff	Time of Day
(87) Al FLEMING			
1	----		14:28:56.033
2	1:12.860	+2.441	14:30:08.893
3	1:11.900	+1.481	14:31:20.793
4	1:11.734	+1.315	14:32:32.527
5	1:11.954	+1.535	14:33:44.481
6	1:11.499	+1.080	14:34:55.980
7	1:11.638	+1.219	14:36:07.618
8	1:10.419	-	14:37:18.037
9	1:14.328	+3.909	14:38:32.365
10	1:11.796	+1.377	14:39:44.161
Best Tm: 1:10.419			

Lap	Lap Tm	Diff	Time of Day
(12) Tommy GILMARTIN			
1	----		14:28:59.705
2	1:13.159	+1.726	14:30:12.864
3	1:13.146	+1.713	14:31:26.010
4	1:11.665	+0.232	14:32:37.675
5	1:12.125	+0.692	14:33:49.800
6	1:13.394	+1.961	14:35:03.194
7	1:11.633	+0.200	14:36:14.827
8	1:11.433	-	14:37:26.260
9	1:12.394	+0.961	14:38:38.654
10	1:13.757	+2.324	14:39:52.411
Best Tm: 1:11.433			

Lap	Lap Tm	Diff	Time of Day
(22) Jim GRANT			
1	----		14:29:05.564
2	1:13.904	+2.415	14:30:19.468
3	1:13.804	+2.315	14:31:33.272
4	1:12.683	+1.194	14:32:45.955
5	1:12.230	+0.741	14:33:58.185
6	1:11.636	+0.147	14:35:09.821
7	1:11.489	-	14:36:21.310
8	1:12.020	+0.531	14:37:33.330
9	1:11.960	+0.471	14:38:45.290
10	1:11.701	+0.212	14:39:56.991
Best Tm: 1:11.489			

Lap	Lap Tm	Diff	Time of Day
(3) Stan BERNARD			
1	----		14:29:06.395
2	1:14.511	+3.407	14:30:20.906
3	1:13.413	+2.309	14:31:34.319
4	1:12.654	+1.550	14:32:46.973
5	1:12.568	+1.464	14:33:59.541
6	1:11.557	+0.453	14:35:11.098
7	1:11.437	+0.333	14:36:22.535
8	1:11.299	+0.195	14:37:33.834
9	1:12.298	+1.194	14:38:46.132
10	1:11.104	-	14:39:57.236
Best Tm: 1:11.104			

Lap	Lap Tm	Diff	Time of Day
(6) George LEITCH			
1	----		14:29:07.907
2	1:19.952	+5.412	14:30:27.859
3	1:14.758	+0.218	14:31:42.617
4	1:15.088	+0.548	14:32:57.705
5	1:14.699	+0.159	14:34:12.404
6	1:14.903	+0.363	14:35:27.307
7	1:14.540	-	14:36:41.847
8	1:15.365	+0.825	14:37:57.212
9	1:14.849	+0.309	14:39:12.061
10	1:15.711	+1.171	14:40:27.772
Best Tm: 1:14.540			

Lap	Lap Tm	Diff	Time of Day
(11) Ian MORTON			
1	----		14:28:58.884
2	1:18.099	+0.984	14:30:16.983
3	1:20.176	+3.061	14:31:37.159
4	1:18.805	+1.690	14:32:55.964
5	1:17.586	+0.471	14:34:13.550
6	1:17.277	+0.162	14:35:30.827
7	1:17.727	+0.612	14:36:48.554
8	1:17.405	+0.290	14:38:05.959
9	1:17.115	-	14:39:23.074
10	1:17.165	+0.050	14:40:40.239
Best Tm: 1:17.115			

(10) Andy WALKER

Lap	Lap Tm	Diff	Time of Day
(14) Tim REID			
1	----		14:29:07.922
2	1:20.941	+0.823	14:30:28.863
3	1:20.252	+0.134	14:31:49.115
4	1:21.604	+1.486	14:33:10.719
5	1:20.118	-	14:34:30.837
6	1:20.366	+0.248	14:35:51.203
7	1:20.855	+0.737	14:37:12.058
8	1:22.524	+2.406	14:38:34.582
9	1:21.147	+1.029	14:39:55.729
Best Tm: 1:20.118			

Lap	Lap Tm	Diff	Time of Day
(30) Michael CONNOR			
1	----		14:29:05.002
2	1:23.604	+4.312	14:30:28.606
3	1:22.766	+3.474	14:31:51.372
4	1:21.150	+1.858	14:33:12.522
5	1:19.292	-	14:34:31.814
6	1:20.601	+1.309	14:35:52.415
7	1:20.605	+1.313	14:37:13.020
8	1:23.297	+4.005	14:38:36.317
9	1:20.400	+1.108	14:39:56.717
Best Tm: 1:19.292			

Lap	Lap Tm	Diff	Time of Day
(15) Donald LAIRD			
1	----		14:28:54.737
2	1:12.360	+0.903	14:30:07.097
3	1:13.254	+1.797	14:31:20.351
4	1:13.372	+1.915	14:32:33.723
5	1:12.359	+0.902	14:33:46.082
6	1:11.457	-	14:34:57.539
7	1:12.034	+0.577	14:36:09.573
8	1:12.366	+0.909	14:37:21.939
9	1:13.042	+1.585	14:38:34.981
Best Tm: 1:11.457			

Lap	Lap Tm	Diff	Time of Day
(26) Liz SWAN			
1	----		14:29:05.707
2	1:18.624	+5.116	14:30:24.331
3	1:15.339	+1.831	14:31:39.670
4	1:14.539	+1.031	14:32:54.209
5	1:14.099	+0.591	14:34:08.308
6	1:13.508	-	14:35:21.816
7	1:14.946	+1.438	14:36:36.762
Best Tm: 1:13.508			

Lap	Lap Tm	Diff	Time of Day
(10) Andy WALKER			
1	----		14:29:01.890
2	1:21.486	+0.913	14:30:23.376
3	1:20.573	-	14:31:43.949
4	1:29.709	+9.136	14:33:13.658
Best Tm: 1:20.573			

SMRC Race Meeting

Scottish Classic Sports & Saloons

Knockhill 1.280 Miles

Race 8 - Second Race

24/06/2007 13:00

Race (10 Laps)



Lap	Lap Tm	Diff	Time of Day	Lap	Lap Tm	Diff	Time of Day	Lap	Lap Tm	Diff	Time of Day
(17) Andrew SWANSTON											
Best Tm: ----											

Scottish Classic Sports & Saloons

Knockhill 1.280 Miles

Race 8 - Second Race

24/06/2007 13:00

Race (10 Laps)

Competitors	Laps										
	1	2	3	4	5	6	7	8	9	10	
Michael CONNON (30)	1	30	30	2	2	2	2	2	2	2	2
Al FLEMING (87)	2	87	2	30	87	87	87	87	87	5	5
Oilly ROSS (2)	3	2	87	87	30	30	30	30	5	87	87
Ian MORTON (11)	4	11	12	12	12	5	5	5	30	30	12
Tommy GILMARTIN (12)	5	12	11	5	5	12	12	12	12	12	22
Liz SWAN (26)	6	26	5	22	22	22	22	22	22	22	3
Tim REID (14)	7	14	22	3	3	3	3	3	3	3	6
Jim GRANT (22)	8	22	3	11	15	15	15	15	6	6	11
Donald LAIRD (15)	9	15	26	15	11	6	6	6	11	11	
Matthew GORDON (5)	10	5	15	6	6	11	11	11	10	10	
Stan BERNARD (3)	11	3	6	26	10	10	10	10	14	14	
George LEITCH (6)	12	6	14	10	14	14	14	14			
Andy WALKER (10)	13	10	10	14	26						
-	14										

Scottish Sports & Saloon Championship

Knockhill 1.280 Miles

Race 9 - Second Race

24/06/2007 13:20

Race (10 Laps)

Pos	No.	Name	Make/Model	CC	Class C	Laps	Total Tm	Diff	Avg. Speed	Best Tm 1 Lap
1	26	Andrew GALLACHER	Ford Focus	2000	SSA	10	10:15.898	-	74.818	58.951
2	16	Colin SIMPSON	Marcos Mantis	4600	SSA	10	10:16.180	+0.282	74.783	58.595
3	56	Tommy DREELAN	Porsche 997	3600	SSA	10	10:29.104	+13.206	73.247	1:01.711
4	10	Bob LYONS	Caterham	1800	SSA	10	10:34.072	+18.174	72.673	1:02.026
5	71	Robert PRITCHARD	Caterham	2000	SSA	10	10:34.893	+18.995	72.579	59.547
6	78	David HEADEN	Caterham R400	2296	SSA	10	10:59.706	+43.808	69.849	1:02.270
7	52	Ian HEPBURN	Westfield Seight	4800	SSA	10	11:00.233	+44.335	69.794	1:03.635
8	23	Tim EVANS	Sylva Phoenix	1000	SSD	10	11:00.614	+44.716	69.753	1:04.472
9	80	Peter FRITH	Caterham	1600	SSD	10	11:07.592	+51.694	69.024	1:04.287
10	21	Peter TADDEI	Ford Fiesta	2100	SSB	10	11:09.031	+53.133	68.876	1:03.710
11	40	Derek HASTINGS	Ford Escort Cosworth	2000T	SSB	10	11:10.122	+54.224	68.764	1:04.081
12	9	Harry SIMPSON	Caterham	1600	SSA	10	11:10.241	+54.343	68.751	1:01.712
13	54	Andrew MORRISON	Seat Cupra	1998	SSB	10	11:19.873	+1:03.975	67.777	1:05.502
14	92	Mike SIDGWICK	Morgan	5000	SSA	9	10:24.925	1 Lap	66.363	1:07.303
15	47	Barry SMITH	Caterham	1800	SSD	9	10:24.991	+0.066	66.356	1:07.308
16	30	Ian SINCLAIR	Westfield	1998	SSD	9	10:25.661	+0.736	66.285	1:06.460
17	53	Brian SMITH	Sylva Phoenix	1800	SSD	9	10:31.238	+6.313	65.699	1:07.970
18	63	Linda WHITE	Caterham CSR	2300	SSA	9	10:33.229	+8.304	65.493	1:07.439
19	3	John NATHAN	Ford Escort MK2	2000	SSC	9	10:46.737	+21.812	64.125	1:09.086
20	28	Sam ARREBERG	Fisher Fury	919	SSD	9	10:59.682	+34.757	62.867	1:10.636
21	29	Kenny YOUNG	Caterham 7	1588	SSE	9	11:00.506	+35.581	62.788	1:10.792

Not classified

DNF	25	Andrew MacKENZIE	Caterham	1600	SSE	3	3:46.262	-	61.097	1:10.609
DNS	7	Charlie SHAW	Ford Focus	2000T	SSA	0	----	-	-	----
DNS	44	Mike CUTT	BMW M3	2996	SSB	0	----	-	-	----
DNS	2	Peter ISHERWOOD	Sylva Phoenix	919	SSD	0	----	-	-	----
DNS	1	Duncan MARSHALL	Sylva Phoenix	1000	SSD	0	----	-	-	----

Margin of Victory

Avg. Speed

Best Lap Tm

Best Spd

Best Lap by

+0.282

74.818

58.595

78.642

[16] Colin SIMPSON

Printed: 24/06/2007 19:23:18

Scottish Motorsports Automatic Race Timing (SMART)

Chief Timekeeper - Ian Sharp

Orbits 3

Clerk of the Course

www.amb-it.com

Sig.

Time

www.mylaps.com

SMRC Race Meeting

Scottish Sports & Saloon Championship

Knockhill 1.280 Miles

Race 9 - Second Race

24/06/2007 13:20

Race (10 Laps)

Lap	Lap Tm	Diff	Time of Day
(26) Andrew GALLACHER			
1	-:--		14:55:14.708
2	59.185	+0.234	14:56:13.893
3	1:04.068	+5.117	14:57:17.961
4	1:08.092	+9.141	14:58:26.053
5	58.951	-	14:59:25.004
6	1:00.152	+1.201	15:00:25.156
7	1:00.390	+1.439	15:01:25.546
8	1:01.431	+2.480	15:02:26.977
9	1:01.801	+2.850	15:03:28.778
10	1:02.257	+3.306	15:04:31.035
Best Tm: 58.951			

Lap	Lap Tm	Diff	Time of Day
(16) Colin SIMPSON			
1	-:--		14:55:31.892
2	1:01.544	+2.949	14:56:33.436
3	1:00.922	+2.327	14:57:34.358
4	58.595	-	14:58:32.953
5	59.547	+0.952	14:59:32.500
6	1:00.019	+1.424	15:00:32.519
7	1:00.286	+1.691	15:01:32.805
8	59.308	+0.713	15:02:32.113
9	1:00.458	+1.863	15:03:32.571
10	58.746	+0.151	15:04:31.317
Best Tm: 58.595			

Lap	Lap Tm	Diff	Time of Day
(56) Tommy DREELAN			
1	-:--		14:55:22.044
2	1:01.838	+0.127	14:56:23.882
3	1:02.101	+0.390	14:57:25.983
4	1:02.557	+0.846	14:58:28.540
5	1:02.344	+0.633	14:59:30.884
6	1:02.116	+0.405	15:00:33.000
7	1:02.756	+1.045	15:01:35.756
8	1:01.711	-	15:02:37.467
9	1:02.226	+0.515	15:03:39.693
10	1:04.548	+2.837	15:04:44.241
Best Tm: 1:01.711			

Lap	Lap Tm	Diff	Time of Day
(10) Bob LYONS			
1	-:--		14:55:24.075
2	1:02.026	-	14:56:26.101
3	1:02.892	+0.866	14:57:28.993
4	1:02.881	+0.855	14:58:31.874
5	1:03.970	+1.944	14:59:35.844
6	1:03.029	+1.003	15:00:38.873
7	1:02.961	+0.935	15:01:41.834
8	1:02.685	+0.659	15:02:44.519
9	1:02.464	+0.438	15:03:46.983
10	1:02.226	+0.200	15:04:49.209
Best Tm: 1:02.026			

Lap	Lap Tm	Diff	Time of Day
(71) Robert PRITCHARD			
1	-:--		14:55:40.488
2	1:02.120	+2.573	14:56:42.608
3	1:04.460	+4.913	14:57:47.068
4	59.643	+0.096	14:58:46.711
5	1:04.694	+5.147	14:59:51.405
6	1:00.046	+0.499	15:00:51.451
7	59.547	-	15:01:50.998
8	59.846	+0.299	15:02:50.844
9	59.595	+0.048	15:03:50.439
10	59.591	+0.044	15:04:50.030
Best Tm: 59.547			

Lap	Lap Tm	Diff	Time of Day
(78) David HEADEN			
1	-:--		14:55:22.999
2	1:02.270	-	14:56:25.269
3	1:12.917	+10.647	14:57:38.186
4	1:04.249	+1.979	14:58:42.435
5	1:04.155	+1.885	14:59:46.590
6	1:04.409	+2.139	15:00:50.999
7	1:03.250	+0.980	15:01:54.249
8	1:04.817	+2.547	15:02:59.066
9	1:07.963	+5.693	15:04:07.029
10	1:07.814	+5.544	15:05:14.843
Best Tm: 1:02.270			

Lap	Lap Tm	Diff	Time of Day
(52) Ian HEPBURN			
1	-:--		14:55:28.430
2	1:05.515	+1.880	14:56:33.945
3	1:04.633	+0.998	14:57:38.578
4	1:05.603	+1.968	14:58:44.181
5	1:09.728	+6.093	14:59:53.909
6	1:03.635	-	15:00:57.544
7	1:03.709	+0.074	15:02:01.253
8	1:05.101	+1.466	15:03:06.354
9	1:03.969	+0.334	15:04:10.323
10	1:05.047	+1.412	15:05:15.370
Best Tm: 1:03.635			

Lap	Lap Tm	Diff	Time of Day
(23) Tim EVANS			
1	-:--		14:55:28.311
2	1:06.245	+1.773	14:56:34.556
3	1:05.096	+0.624	14:57:39.652
4	1:05.189	+0.717	14:58:44.841
5	1:06.804	+2.332	14:59:51.645
6	1:04.547	+0.075	15:00:56.192
7	1:04.674	+0.202	15:02:00.866
8	1:05.312	+0.840	15:03:06.178
9	1:05.101	+0.629	15:04:11.279
10	1:04.472	-	15:05:15.751
Best Tm: 1:04.472			

Lap	Lap Tm	Diff	Time of Day
(80) Peter FRITH			

Lap	Lap Tm	Diff	Time of Day
(21) Peter TADDEI			
1	-:--		14:55:25.683
2	1:05.764	+1.477	14:56:31.447
3	1:06.383	+2.096	14:57:37.830
4	1:06.078	+1.791	14:58:43.908
5	1:12.339	+8.052	14:59:56.247
6	1:07.263	+2.976	15:01:03.510
7	1:05.721	+1.434	15:02:09.231
8	1:04.406	+0.119	15:03:13.637
9	1:04.287	-	15:04:17.924
10	1:04.805	+0.518	15:05:22.729
Best Tm: 1:04.287			

Lap	Lap Tm	Diff	Time of Day
(40) Derek HASTINGS			
1	-:--		14:55:31.254
2	1:06.271	+2.561	14:56:37.525
3	1:06.016	+2.306	14:57:43.541
4	1:05.055	+1.345	14:58:48.596
5	1:11.773	+8.063	15:00:00.369
6	1:04.961	+1.251	15:01:05.330
7	1:05.353	+1.643	15:02:10.683
8	1:05.574	+1.864	15:03:16.257
9	1:03.710	-	15:04:19.967
10	1:04.201	+0.491	15:05:24.168
Best Tm: 1:03.710			

Lap	Lap Tm	Diff	Time of Day
(9) Harry SIMPSON			
1	-:--		14:55:36.625
2	1:05.739	+1.658	14:56:42.364
3	1:07.712	+3.631	14:57:50.076
4	1:06.276	+2.195	14:58:56.352
5	1:05.554	+1.473	15:00:01.906
6	1:04.290	+0.209	15:01:06.196
7	1:04.308	+0.227	15:02:10.504
8	1:04.926	+0.845	15:03:15.430
9	1:04.081	-	15:04:19.511
10	1:05.748	+1.667	15:05:25.259
Best Tm: 1:04.081			

Lap	Lap Tm	Diff	Time of Day
(54) Andrew MORRISON			
1	-:--		14:55:24.518
2	1:02.009	+0.297	14:56:26.527
3	1:41.796	+40.084	14:58:08.323
4	1:03.613	+1.901	14:59:11.936
5	1:02.223	+0.511	15:00:14.159
6	1:02.822	+1.110	15:01:16.981
7	1:02.827	+1.115	15:02:19.808
8	1:01.712	-	15:03:21.520
9	1:02.104	+0.392	15:04:23.624
10	1:01.754	+0.042	15:05:25.378
Best Tm: 1:01.712			

SMRC Race Meeting

Scottish Sports & Saloon Championship

Knockhill 1.280 Miles

Race 9 - Second Race

24/06/2007 13:20

Race (10 Laps)

Lap	Lap Tm	Diff	Time of Day
1	-:--		14:55:30.090
2	1:06.290	+0.788	14:56:36.380
3	1:05.502	-	14:57:41.882
4	1:05.833	+0.331	14:58:47.715
5	1:07.141	+1.639	14:59:54.856
6	1:07.853	+2.351	15:01:02.709
7	1:06.643	+1.141	15:02:09.352
8	1:07.309	+1.807	15:03:16.661
9	1:09.058	+3.556	15:04:25.719
10	1:09.291	+3.789	15:05:35.010
Best Tm: 1:05.502			

(92) Mike SIDGWICK

1	-:--		14:55:33.301
2	1:07.303	-	14:56:40.604
3	1:08.660	+1.357	14:57:49.264
4	1:09.509	+2.206	14:58:58.773
5	1:07.401	+0.098	15:00:06.174
6	1:08.424	+1.121	15:01:14.598
7	1:08.484	+1.181	15:02:23.082
8	1:09.207	+1.904	15:03:32.289
9	1:07.773	+0.470	15:04:40.062
Best Tm: 1:07.303			

(47) Barry SMITH

1	-:--		14:55:32.446
2	1:07.960	+0.652	14:56:40.406
3	1:10.955	+3.647	14:57:51.361
4	1:07.308	-	14:58:58.669
5	1:07.905	+0.597	15:00:06.574
6	1:08.678	+1.370	15:01:15.252
7	1:08.126	+0.818	15:02:23.378
8	1:08.926	+1.618	15:03:32.304
9	1:07.824	+0.516	15:04:40.128
Best Tm: 1:07.308			

(30) Ian SINCLAIR

1	-:--		14:55:33.986
2	1:08.879	+2.419	14:56:42.865
3	1:10.194	+3.734	14:57:53.059
4	1:08.985	+2.525	14:59:02.044
5	1:08.603	+2.143	15:00:10.647
6	1:07.874	+1.414	15:01:18.521
7	1:07.561	+1.101	15:02:26.082
8	1:08.256	+1.796	15:03:34.338
9	1:06.460	-	15:04:40.798
Best Tm: 1:06.460			

(53) Brian SMITH

1	-:--		14:55:34.215
2	1:10.468	+2.498	14:56:44.683
3	1:09.651	+1.681	14:57:54.334
4	1:08.877	+0.907	14:59:03.211

5	1:08.901	+0.931	15:00:12.112
6	1:08.927	+0.957	15:01:21.039
7	1:07.970	-	15:02:29.009
8	1:08.793	+0.823	15:03:37.802
9	1:08.573	+0.603	15:04:46.375
Best Tm: 1:07.970			

(63) Linda WHITE

1	-:--		14:55:37.861
2	1:09.632	+2.193	14:56:47.493
3	1:09.390	+1.951	14:57:56.883
4	1:08.901	+1.462	14:59:05.784
5	1:09.190	+1.751	15:00:14.974
6	1:08.458	+1.019	15:01:23.432
7	1:09.281	+1.842	15:02:32.713
8	1:08.214	+0.775	15:03:40.927
9	1:07.439	-	15:04:48.366
Best Tm: 1:07.439			

(3) John NATHAN

1	-:--		14:55:36.563
2	1:10.789	+1.703	14:56:47.352
3	1:11.878	+2.792	14:57:59.230
4	1:09.086	-	14:59:08.316
5	1:09.950	+0.864	15:00:18.266
6	1:09.877	+0.791	15:01:28.143
7	1:10.270	+1.184	15:02:38.413
8	1:10.490	+1.404	15:03:48.903
9	1:12.971	+3.885	15:05:01.874
Best Tm: 1:09.086			

(28) Sam ARRENERG

1	-:--		14:55:41.495
2	1:13.014	+2.378	14:56:54.509
3	1:12.307	+1.671	14:58:06.816
4	1:12.019	+1.383	14:59:18.835
5	1:11.187	+0.551	15:00:30.022
6	1:12.515	+1.879	15:01:42.537
7	1:10.870	+0.234	15:02:53.407
8	1:10.636	-	15:04:04.043
9	1:10.776	+0.140	15:05:14.819
Best Tm: 1:10.636			

(29) Kenny YOUNG

1	-:--		14:55:39.528
2	1:13.297	+2.505	14:56:52.825
3	1:12.864	+2.072	14:58:05.689
4	1:11.783	+0.991	14:59:17.472
5	1:10.905	+0.113	15:00:28.377
6	1:12.990	+2.198	15:01:41.367
7	1:10.792	-	15:02:52.159
8	1:11.489	+0.697	15:04:03.648
9	1:11.995	+1.203	15:05:15.643

Lap	Lap Tm	Diff	Time of Day
Best Tm: 1:10.792			
(25) Andrew MacKENZIE			
1	-:--		14:55:39.579
2	1:11.211	+0.602	14:56:50.790
3	1:10.609	-	14:58:01.399
Best Tm: 1:10.609			

(7) Charlie SHAW

Best Tm: -:--			
---------------	--	--	--

(44) Mike CUTT

Best Tm: -:--			
---------------	--	--	--

(2) Peter ISHERWOOD

Best Tm: -:--			
---------------	--	--	--

(1) Duncan MARSHALL

Best Tm: -:--			
---------------	--	--	--

Scottish Sports & Saloon Championship

Knockhill 1.280 Miles

Race 9 - Second Race

24/06/2007 13:20

Race (10 Laps)

Competitors	Laps									
	1	2	3	4	5	6	7	8	9	10
Andrew GALLACHER (26)	1	26	26	26	26	26	26	26	26	26
Tommy DREELAN (56)	2	56	56	56	56	16	16	16	16	16
David HEADEN (78)	3	78	78	10	10	16	56	56	56	56
Bob LYONS (10)	4	10	10	16	16	10	10	10	10	10
Harry SIMPSON (9)	5	9	9	80	78	78	78	71	71	71
Peter FRITH (80)	6	80	80	78	80	71	71	78	78	78
Tim EVANS (23)	7	23	16	52	52	23	23	23	23	52
Ian HEPBURN (52)	8	52	52	23	23	52	52	52	23	23
Andrew MORRISON (54)	9	54	23	54	71	54	54	80	80	80
Peter TADDEI (21)	10	21	54	21	54	80	80	54	40	40
Colin SIMPSON (16)	11	16	21	71	21	21	21	40	21	21
Barry SMITH (47)	12	47	47	92	40	40	40	21	54	9
Mike SIDGWICK (92)	13	92	92	40	47	92	92	9	9	54
Ian SINCLAIR (30)	14	30	40	47	92	47	47	92	92	92
Brian SMITH (53)	15	53	71	30	30	30	9	47	47	47
John NATHAN (3)	16	3	30	53	53	53	30	30	30	30
Derek HASTINGS (40)	17	40	53	63	63	9	53	53	53	53
Linda WHITE (63)	18	63	3	3	3	63	63	63	63	63
Kenny YOUNG (29)	19	29	63	25	9	3	3	3	3	3
Andrew MacKENZIE (25)	20	25	25	29	29	29	29	29	29	28
Robert PRITCHARD (71)	21	71	29	28	28	28	28	28	28	29
Sam ARRENBURG (28)	22	28	28	9						
-	23									
-	24									
-	25									
-	26									

Scottish Legends Championship

Knockhill 1.280 Miles

Race 10 - Second Race

24/06/2007 13:40

Race (8 Laps)

Pos	No.	Name	Make/Model	CC	Class Cr	Laps	Total Tm	Diff	Avg. Speed	Best Tm 1 Lap	Lap
1	28	Frank HYNDS	Legend	1250	L	8	9:34.571	-	64.159	1:10.160	3
2	10	Robin DRYSDALE	Ford Coupe	1250	L	8	9:36.244	+1.673	63.973	1:10.053	5
3	69	Gerard McCOSH	Ford Coupe	1250	L	8	9:36.350	+1.779	63.961	1:09.874	8
4	70	David THORBURN	34 Ford Coupe	1200	L	8	9:37.390	+2.819	63.846	1:10.410	4
5	22	Benjamin MASON	Ford Sedan	1250	L	8	9:39.537	+4.966	63.609	1:09.528	6
6	68	Carol BROWN	Ford Sedan	1200	L	8	9:40.197	+5.626	63.537	1:10.357	7
7	31	Alex KNIGHT	Legend	1250	L	8	9:48.619	+14.048	62.628	1:11.168	6
8	44	Andrew DONALD	Ford Sedan	1250	L	8	9:51.220	+16.649	62.352	1:11.682	6
9	80	Steve COULL	Legend	1250	L	8	9:53.863	+19.292	62.075	1:11.423	7
10	46	Colin ATKINSON	Legend	1200	L	8	9:54.349	+19.778	62.024	1:11.915	3
11	90	Mark LEES	Dodge Coupe	1250	L	8	9:59.659	+25.088	61.475	1:11.923	6
12	88	Jason OGG	34 Chevy Coupe	1250	L	8	10:00.427	+25.856	61.396	1:12.094	6
13	25	Pat HYNDS	34 Chevy	1250	L	8	10:02.293	+27.722	61.206	1:12.598	7
14	23	Alistair GAULD	Legend	1200	L	8	10:02.993	+28.422	61.135	1:10.979	8
15	71	Alasdair THOM	Chevy Sedan	1250	L	8	10:03.419	+28.848	61.092	1:12.171	3
16	99	Gordon MANN	37 Ford Sedan	1250	L	8	10:19.080	+44.509	59.546	1:14.384	8
17	60	Michael HOGG	Chevy	1250	LS	8	10:24.885	+50.314	58.993	1:14.868	5
18	37	Rory BRYANT	Ford Sedan	1250	LS	8	10:40.654	+1:06.083	57.541	1:10.041	6

Announcements

Amended result: Car number 22 plus 10 seconds penalty for jump start.

Margin of Victory	Avg. Speed	Best Lap Tm	Best Spd	Best Lap by
+1.673	64.159	1:09.528	66.275	[22] Benjamin MASON

Printed: 24/06/2007 19:25:20 scottish Motorsports Automatic Race Timing (SMART)

Chief Timekeeper - Ian Sharp

Orbits 3

Clerk of the Course

www.amb-it.com

Sig.

Time

www.mylaps.com

SMRC Race Meeting

Scottish Legends Championship

Knockhill 1.280 Miles

Race 10 - Second Race

24/06/2007 13:40

Race (8 Laps)

Lap	Lap Tm	Diff	Time of Day
(28) Frank HYNDS			
1	1:18.594	+8.434	15:15:17.400
2	1:11.410	+1.250	15:16:28.810
3	1:10.160	-	15:17:38.970
4	1:10.569	+0.409	15:18:49.539
5	1:10.180	+0.020	15:19:59.719
6	1:10.196	+0.036	15:21:09.915
7	1:10.313	+0.153	15:22:20.228
8	1:10.622	+0.462	15:23:30.850
Best Tm: 1:10.160			

Lap	Lap Tm	Diff	Time of Day
(10) Robin DRYSDALE			
1	1:16.919	+6.866	15:15:18.126
2	1:11.190	+1.137	15:16:29.316
3	1:11.082	+1.029	15:17:40.398
4	1:10.891	+0.838	15:18:51.289
5	1:10.053	-	15:20:01.342
6	1:10.728	+0.675	15:21:12.070
7	1:10.331	+0.278	15:22:22.401
8	1:10.122	+0.069	15:23:32.523
Best Tm: 1:10.053			

Lap	Lap Tm	Diff	Time of Day
(69) Gerard McCOSH			
1	1:18.058	+8.184	15:15:17.717
2	1:11.863	+1.989	15:16:29.580
3	1:11.152	+1.278	15:17:40.732
4	1:11.123	+1.249	15:18:51.855
5	1:10.151	+0.277	15:20:02.006
6	1:10.246	+0.372	15:21:12.252
7	1:10.503	+0.629	15:22:22.755
8	1:09.874	-	15:23:32.629
Best Tm: 1:09.874			

Lap	Lap Tm	Diff	Time of Day
(70) David THORBURN			
1	1:18.334	+7.924	15:15:17.342
2	1:11.627	+1.217	15:16:28.969
3	1:11.304	+0.894	15:17:40.273
4	1:10.410	-	15:18:50.683
5	1:10.819	+0.409	15:20:01.502
6	1:11.222	+0.812	15:21:12.724
7	1:10.486	+0.076	15:22:23.210
8	1:10.459	+0.049	15:23:33.669
Best Tm: 1:10.410			

Lap	Lap Tm	Diff	Time of Day
(22) Benjamin MASON			
1	1:16.979	+7.451	15:15:16.444
2	1:10.118	+0.590	15:16:26.562
3	1:09.702	+0.174	15:17:36.264
4	1:09.778	+0.250	15:18:46.042
5	1:09.712	+0.184	15:19:55.754
6	1:09.528	-	15:21:05.282

Lap	Lap Tm	Diff	Time of Day
7	1:10.016	+0.488	15:22:15.298
8	1:10.518	+0.990	15:23:25.816
Best Tm: 1:09.528			

Lap	Lap Tm	Diff	Time of Day
(68) Carol BROWN			
1	1:18.690	+8.333	15:15:20.953
2	1:12.163	+1.806	15:16:33.116
3	1:10.443	+0.086	15:17:43.559
4	1:10.669	+0.312	15:18:54.228
5	1:10.768	+0.411	15:20:04.996
6	1:10.575	+0.218	15:21:15.571
7	1:10.357	-	15:22:25.928
8	1:10.548	+0.191	15:23:36.476
Best Tm: 1:10.357			

Lap	Lap Tm	Diff	Time of Day
(31) Alex KNIGHT			
1	1:19.101	+7.933	15:15:21.964
2	1:13.362	+2.194	15:16:35.326
3	1:11.793	+0.625	15:17:47.119
4	1:11.247	+0.079	15:18:58.366
5	1:12.153	+0.985	15:20:10.519
6	1:11.168	-	15:21:21.687
7	1:11.427	+0.259	15:22:33.114
8	1:11.784	+0.616	15:23:44.898
Best Tm: 1:11.168			

Lap	Lap Tm	Diff	Time of Day
(44) Andrew DONALD			
1	1:20.066	+8.384	15:15:20.515
2	1:14.108	+2.426	15:16:34.623
3	1:12.693	+1.011	15:17:47.316
4	1:12.300	+0.618	15:18:59.616
5	1:12.587	+0.905	15:20:12.203
6	1:11.682	-	15:21:23.885
7	1:11.727	+0.045	15:22:35.612
8	1:11.887	+0.205	15:23:47.499
Best Tm: 1:11.682			

Lap	Lap Tm	Diff	Time of Day
(80) Steve COULL			
1	1:19.776	+8.353	15:15:21.665
2	1:13.588	+2.165	15:16:35.253
3	1:13.087	+1.664	15:17:48.340
4	1:13.419	+1.996	15:19:01.759
5	1:12.012	+0.589	15:20:13.771
6	1:11.826	+0.403	15:21:25.597
7	1:11.423	-	15:22:37.020
8	1:13.122	+1.699	15:23:50.142
Best Tm: 1:11.423			

Lap	Lap Tm	Diff	Time of Day
(46) Colin ATKINSON			
1	1:18.351	+6.436	15:15:21.608
2	1:12.743	+0.828	15:16:34.351

Lap	Lap Tm	Diff	Time of Day
3	1:11.915	-	15:17:46.266
4	1:12.307	+0.392	15:18:58.573
5	1:13.309	+1.394	15:20:11.882
6	1:12.675	+0.760	15:21:24.557
7	1:12.058	+0.143	15:22:36.615
8	1:14.013	+2.098	15:23:50.628
Best Tm: 1:11.915			

Lap	Lap Tm	Diff	Time of Day
(90) Mark LEES			
1	1:22.092	+10.169	15:15:23.885
2	1:13.888	+1.965	15:16:37.773
3	1:14.312	+2.389	15:17:52.085
4	1:13.857	+1.934	15:19:05.942
5	1:13.072	+1.149	15:20:19.014
6	1:11.923	-	15:21:30.937
7	1:12.208	+0.285	15:22:43.145
8	1:12.793	+0.870	15:23:55.938
Best Tm: 1:11.923			

Lap	Lap Tm	Diff	Time of Day
(88) Jason OGG			
1	1:20.320	+8.226	15:15:25.014
2	1:13.512	+1.418	15:16:38.526
3	1:13.813	+1.719	15:17:52.339
4	1:13.963	+1.869	15:19:06.302
5	1:13.227	+1.133	15:20:19.529
6	1:12.094	-	15:21:31.623
7	1:12.652	+0.558	15:22:44.275
8	1:12.431	+0.337	15:23:56.706
Best Tm: 1:12.094			

Lap	Lap Tm	Diff	Time of Day
(25) Pat HYNDS			
1	1:22.239	+9.641	15:15:24.574
2	1:13.735	+1.137	15:16:38.309
3	1:13.515	+0.917	15:17:51.824
4	1:12.769	+0.171	15:19:04.593
5	1:14.159	+1.561	15:20:18.752
6	1:12.724	+0.126	15:21:31.476
7	1:12.598	-	15:22:44.074
8	1:14.498	+1.900	15:23:58.572
Best Tm: 1:12.598			

Lap	Lap Tm	Diff	Time of Day
(23) Alistair GAULD			
1	1:20.075	+9.096	15:15:22.874
2	1:13.325	+2.346	15:16:36.199
3	1:12.584	+1.605	15:17:48.783
4	1:22.118	+11.139	15:19:10.901
5	1:12.697	+1.718	15:20:23.598
6	1:12.234	+1.255	15:21:35.832
7	1:12.461	+1.482	15:22:48.293
8	1:10.979	-	15:23:59.272
Best Tm: 1:10.979			

Printed: 24/06/2007 19:25:42

ottish Motorsports Automatic Race Timing (SMART)

Chief Timekeeper - Ian Sharp

Orbits 3

Clerk of the Course

www.amb-it.com

Sig.

Time

www.mylaps.com

SMRC Race Meeting


Scottish Legends Championship

Knockhill 1.280 Miles

Race 10 - Second Race

24/06/2007 13:40

Race (8 Laps)



Lap	Lap Tm	Diff	Time of Day
(71) Alasdair THOM			
1	1:19.609	+7.438	15:15:20.087
2	1:13.169	+0.998	15:16:33.256
3	1:12.171	-	15:17:45.427
4	1:12.327	+0.156	15:18:57.754
5	1:22.485	+10.314	15:20:20.239
6	1:13.602	+1.431	15:21:33.841
7	1:12.613	+0.442	15:22:46.454
8	1:13.244	+1.073	15:23:59.698
Best Tm: 1:12.171			

Lap	Lap Tm	Diff	Time of Day
(99) Gordon MANN			
1	1:23.267	+8.883	15:15:27.267
2	1:15.041	+0.657	15:16:42.308
3	1:17.084	+2.700	15:17:59.392
4	1:15.067	+0.683	15:19:14.459
5	1:15.264	+0.880	15:20:29.723
6	1:15.534	+1.150	15:21:45.257
7	1:15.718	+1.334	15:23:00.975
8	1:14.384	-	15:24:15.359
Best Tm: 1:14.384			

Lap	Lap Tm	Diff	Time of Day
(60) Michael HOGG			
1	1:23.513	+8.645	15:15:28.321
2	1:15.600	+0.732	15:16:43.921
3	1:16.060	+1.192	15:17:59.981
4	1:15.743	+0.875	15:19:15.724
5	1:14.868	-	15:20:30.592
6	1:15.888	+1.020	15:21:46.480
7	1:19.046	+4.178	15:23:05.526
8	1:15.638	+0.770	15:24:21.164
Best Tm: 1:14.868			

Lap	Lap Tm	Diff	Time of Day
(37) Rory BRYANT			
1	1:19.704	+9.663	15:15:20.624
2	1:11.800	+1.759	15:16:32.424
3	1:11.345	+1.304	15:17:43.769
4	1:10.781	+0.740	15:18:54.550
5	1:10.888	+0.847	15:20:05.438
6	1:10.041	-	15:21:15.479
7	1:10.099	+0.058	15:22:25.578
8	2:11.355	+1:01.314	15:24:36.933
Best Tm: 1:10.041			

Lap Lap Tm Diff Time of Day

Lap Lap Tm Diff Time of Day

Scottish Legends Championship

Knockhill 1.280 Miles

Race 10 - Second Race

24/06/2007 13:40

Race (8 Laps)

Competitors	Laps									
	0	1	2	3	4	5	6	7	8	
Frank HYNDS (28)	1	28	22	22	22	22	22	22	22	22
David THORBURN (70)	2	70	70	28	28	28	28	28	28	28
Benjamin MASON (22)	3	22	28	70	70	70	10	10	10	10
Gerard McCOSH (69)	4	69	69	10	10	10	70	69	69	69
Andrew DONALD (44)	5	44	10	69	69	69	70	70	70	70
Alasdair THOM (71)	6	71	71	37	68	68	68	37	37	68
Rory BRYANT (37)	7	37	44	68	37	37	37	68	68	31
Robin DRYSDALE (10)	8	10	37	71	71	71	31	31	31	44
Mark LEES (90)	9	90	68	46	46	31	46	44	44	80
Steve COULL (80)	10	80	46	44	31	46	44	46	46	46
Carol BROWN (68)	11	68	80	80	44	44	80	80	80	90
Pat HYNDS (25)	12	25	31	31	80	80	25	90	90	88
Alistair GAULD (23)	13	23	23	23	23	25	90	25	25	25
Alex KNIGHT (31)	14	31	90	90	25	90	88	88	88	23
Colin ATKINSON (46)	15	46	25	25	90	88	71	71	71	71
Gordon MANN (99)	16	99	88	88	88	23	23	23	23	99
Jason OGG (88)	17	88	99	99	99	99	99	99	99	60
Michael HOGG (60)	18	60	60	60	60	60	60	60	60	37

Scottish XR2 Championship

Knockhill 1.280 Miles

Race 11- Second Race

24/06/2007 14:00

Race (10 Laps)

Pos	No.	Name	Make/Model	CC	Class Ct	Laps	Total Tm	Diff	Avg. Speed	Best Tm	Lap
1	2	Andrew WINCHESTER	Ford Fiesta XR2	1600	XRC	10	11:39.585	-	65.868	1:08.520	6
2	1	Scott FRASER	Ford Fiesta XR2	1600	XRC	10	11:42.156	+2.571	65.626	1:08.482	6
3	32	Dave COLVILLE	Ford Fiesta XR2	1600	XRC	10	11:42.309	+2.724	65.612	1:09.080	9
4	5	Colin MacKINNON	Ford Fiesta XR2	1600	XRC	10	11:53.536	+13.951	64.580	1:09.923	7
5	76	Willie DAVIDSON	Ford Fiesta XR2	1600	XRCN	10	11:55.295	+15.710	64.421	1:10.517	3
6	4	Stewart SCOTT	Ford Fiesta XR2	1600	XRC	10	11:55.383	+15.798	64.413	1:09.426	7
7	9	Derek McDOUGALL	Ford Fiesat XR2	1600	XRC	10	12:00.586	+21.001	63.948	1:10.237	5
8	3	Peter CRUICKSHANK	Ford Fiesta XR2	1600	XRC	10	12:18.605	+39.020	62.388	1:11.059	9
9	10	Charlie COPE	Ford Fiesta XR2	1600	XRC	10	12:19.481	+39.896	62.314	1:10.763	10
10	39	Stuart WILSON	Ford Fiesta XR2	1600	XRCN	10	12:26.752	+47.167	61.707	1:11.681	9
11	18	Charlie THORNTON	Ford Fiesta XR2	1600	XRC	10	12:30.905	+51.320	61.366	1:11.940	9
12	19	Ian MAUGHAN	Ford Fiesta XR2	1600	XRCN	10	12:31.572	+51.987	61.311	1:12.045	10
13	6	Alistair FRASER	Ford Fiesta XR2	1600	XRCN	10	12:37.965	+58.380	60.794	1:13.769	8
14	37	Russell MORGAN	Ford Fiesta XR2	1600	XRC	10	12:38.507	+58.922	60.751	1:11.315	5
15	74	Stewart ELKIN	Ford Fiesta XR2	1600	XRC	9	11:45.166	1 Lap	58.812	1:13.487	7
16	14	Iain FRASER	Ford Fiesta XR2	1600	XRCN	9	12:25.717	+40.551	55.614	1:10.546	8

Not classified

DNF	27	Graham WHITEHILL	Ford Fiesta XR2	1600	XRCN	7	8:21.700	-	64.293	1:10.235	3
DNF	33	Callum DRYBURGH	Ford Fiesta XR2	1800	XRCN	6	7:48.020	-	59.074	1:12.425	5
DNF	99	Scott MORRISON	Ford Fiesta XR2	1600	XRCN	5	6:01.725	-	63.695	1:09.974	5
DNF	23	Ian MUNRO	Ford Fiesta XR2	1600	XRCN	5	6:16.082	-	61.263	1:10.588	5

Margin of Victory	Avg. Speed	Best Lap Tm	Best Spd	Best Lap by
+2.571	65.868	1:08.482	67.288	[1] Scott FRASER

Printed: 24/06/2007 19:26:23 scottish Motorsports Automatic Race Timing (SMART)

Chief Timekeeper - Ian Sharp

Orbits 3

Clerk of the Course

www.amb-it.com

Sig.

Time

www.mylaps.com

SMRC Race Meeting

Scottish XR2 Championship

Knockhill 1.280 Miles

Race 11- Second Race

24/06/2007 14:00

Race (10 Laps)

Lap	Lap Tm	Diff	Time of Day
(2) Andrew WINCHESTER			
1	----		15:34:06.173
2	1:09.504	+0.984	15:35:15.677
3	1:09.262	+0.742	15:36:24.939
4	1:09.138	+0.618	15:37:34.077
5	1:08.935	+0.415	15:38:43.012
6	1:08.520	-	15:39:51.532
7	1:10.828	+2.308	15:41:02.360
8	1:09.694	+1.174	15:42:12.054
9	1:09.907	+1.387	15:43:21.961
10	1:08.889	+0.369	15:44:30.850
Best Tm: 1:08.520			

Lap	Lap Tm	Diff	Time of Day
(1) Scott FRASER			
1	----		15:34:06.794
2	1:09.583	+1.101	15:35:16.377
3	1:09.377	+0.895	15:36:25.754
4	1:08.993	+0.511	15:37:34.747
5	1:09.225	+0.743	15:38:43.972
6	1:08.482	-	15:39:52.454
7	1:08.906	+0.424	15:41:01.360
8	1:10.618	+2.136	15:42:11.978
9	1:10.898	+2.416	15:43:22.876
10	1:10.545	+2.063	15:44:33.421
Best Tm: 1:08.482			

Lap	Lap Tm	Diff	Time of Day
(32) Dave COLVILLE			
1	----		15:34:07.481
2	1:10.655	+1.575	15:35:18.136
3	1:09.472	+0.392	15:36:27.608
4	1:09.666	+0.586	15:37:37.274
5	1:09.788	+0.708	15:38:47.062
6	1:09.090	+0.010	15:39:56.152
7	1:09.332	+0.252	15:41:05.484
8	1:09.455	+0.375	15:42:14.939
9	1:09.080	-	15:43:24.019
10	1:09.555	+0.475	15:44:33.574
Best Tm: 1:09.080			

Lap	Lap Tm	Diff	Time of Day
(5) Colin MacKINNON			
1	----		15:34:08.890
2	1:11.258	+1.335	15:35:20.148
3	1:11.628	+1.705	15:36:31.776
4	1:10.479	+0.556	15:37:42.255
5	1:10.714	+0.791	15:38:52.969
6	1:10.086	+0.163	15:40:03.055
7	1:09.923	-	15:41:12.978
8	1:10.384	+0.461	15:42:23.362
9	1:10.990	+1.067	15:43:34.352
10	1:10.449	+0.526	15:44:44.801
Best Tm: 1:09.923			

Lap	Lap Tm	Diff	Time of Day
(76) Willie DAVIDSON			
1	----		15:34:07.320
2	1:11.004	+0.487	15:35:18.324
3	1:10.517	-	15:36:28.841
4	1:10.821	+0.304	15:37:39.662
5	1:10.932	+0.415	15:38:50.594
6	1:10.881	+0.364	15:40:01.475
7	1:10.721	+0.204	15:41:12.196
8	1:10.714	+0.197	15:42:22.910
9	1:11.675	+1.158	15:43:34.585
10	1:11.975	+1.458	15:44:46.560
Best Tm: 1:10.517			

Lap	Lap Tm	Diff	Time of Day
(4) Stewart SCOTT			
1	----		15:34:09.770
2	1:11.864	+2.438	15:35:21.634
3	1:10.521	+1.095	15:36:32.155
4	1:10.557	+1.131	15:37:42.712
5	1:10.523	+1.097	15:38:53.235
6	1:11.588	+2.162	15:40:04.823
7	1:09.426	-	15:41:14.249
8	1:09.683	+0.257	15:42:23.932
9	1:10.670	+1.244	15:43:34.602
10	1:12.046	+2.620	15:44:46.648
Best Tm: 1:09.426			

Lap	Lap Tm	Diff	Time of Day
(9) Derek McDUGALL			
1	----		15:34:11.643
2	1:12.328	+2.091	15:35:23.971
3	1:10.978	+0.741	15:36:34.949
4	1:11.289	+1.052	15:37:46.238
5	1:10.237	-	15:38:56.475
6	1:12.810	+2.573	15:40:09.285
7	1:10.528	+0.291	15:41:19.813
8	1:10.637	+0.400	15:42:30.450
9	1:10.643	+0.406	15:43:41.093
10	1:10.758	+0.521	15:44:51.851
Best Tm: 1:10.237			

Lap	Lap Tm	Diff	Time of Day
(3) Peter CRUICKSHANK			
1	----		15:34:16.964
2	1:13.972	+2.913	15:35:30.936
3	1:15.236	+4.177	15:36:46.172
4	1:14.678	+3.619	15:38:00.850
5	1:11.481	+0.422	15:39:12.331
6	1:11.976	+0.917	15:40:24.307
7	1:11.658	+0.599	15:41:35.965
8	1:11.402	+0.343	15:42:47.367
9	1:11.059	-	15:43:58.426
10	1:11.444	+0.385	15:45:09.870
Best Tm: 1:11.059			

Lap	Lap Tm	Diff	Time of Day
(10) Charlie COPE			

Lap	Lap Tm	Diff	Time of Day
(39) Stuart WILSON			
1	----		15:34:17.798
2	1:14.896	+4.133	15:35:32.694
3	1:13.749	+2.986	15:36:46.443
4	1:14.958	+4.195	15:38:01.401
5	1:11.891	+1.128	15:39:13.292
6	1:12.225	+1.462	15:40:25.517
7	1:11.644	+0.881	15:41:37.161
8	1:11.684	+0.921	15:42:48.845
9	1:11.138	+0.375	15:43:59.983
10	1:10.763	-	15:45:10.746
Best Tm: 1:10.763			

Lap	Lap Tm	Diff	Time of Day
(18) Charlie THORNTON			
1	----		15:34:15.125
2	1:15.057	+3.376	15:35:30.182
3	1:15.764	+4.083	15:36:45.946
4	1:15.227	+3.546	15:38:01.173
5	1:14.046	+2.365	15:39:15.219
6	1:13.595	+1.914	15:40:28.814
7	1:12.509	+0.828	15:41:41.323
8	1:12.183	+0.502	15:42:53.506
9	1:11.681	-	15:44:05.187
10	1:12.830	+1.149	15:45:18.017
Best Tm: 1:11.681			

Lap	Lap Tm	Diff	Time of Day
(19) Ian MAUGHAN			
1	----		15:34:18.333
2	1:15.620	+3.680	15:35:33.953
3	1:14.306	+2.366	15:36:48.259
4	1:15.619	+3.679	15:38:03.878
5	1:13.319	+1.379	15:39:17.197
6	1:13.502	+1.562	15:40:30.699
7	1:13.580	+1.640	15:41:44.279
8	1:13.371	+1.431	15:42:57.650
9	1:11.940	-	15:44:09.590
10	1:12.580	+0.640	15:45:22.170
Best Tm: 1:11.940			

Lap	Lap Tm	Diff	Time of Day
(6) Alistair FRASER			
1	----		15:34:13.985
2	1:15.541	+3.496	15:35:29.526
3	1:15.575	+3.530	15:36:45.101
4	1:17.448	+5.403	15:38:02.549
5	1:13.888	+1.843	15:39:16.437
6	1:13.674	+1.629	15:40:30.111
7	1:13.127	+1.082	15:41:43.238
8	1:14.627	+2.582	15:42:57.865
9	1:12.927	+0.882	15:44:10.792
10	1:12.045	-	15:45:22.837
Best Tm: 1:12.045			

SMRC Race Meeting

Scottish XR2 Championship

Knockhill 1.280 Miles

Race 11- Second Race

24/06/2007 14:00

Race (10 Laps)

Lap	Lap Tm	Diff	Time of Day
1	-:--		15:34:16.542
2	1:16.313	+2.544	15:35:32.855
3	1:14.816	+1.047	15:36:47.671
4	1:15.917	+2.148	15:38:03.588
5	1:15.431	+1.662	15:39:19.019
6	1:13.909	+0.140	15:40:32.928
7	1:14.237	+0.468	15:41:47.165
8	1:13.769	-	15:43:00.934
9	1:14.473	+0.704	15:44:15.407
10	1:13.823	+0.054	15:45:29.230

Best Tm: 1:13.769

(37) Russell MORGAN

1	-:--		15:34:19.903
2	1:15.325	+4.010	15:35:35.228
3	1:24.446	+13.131	15:36:59.674
4	1:12.724	+1.409	15:38:12.398
5	1:11.315	-	15:39:23.713
6	1:14.038	+2.723	15:40:37.751
7	1:12.419	+1.104	15:41:50.170
8	1:11.848	+0.533	15:43:02.018
9	1:13.806	+2.491	15:44:15.824
10	1:13.948	+2.633	15:45:29.772

Best Tm: 1:11.315

(74) Stewart ELKIN

1	-:--		15:34:18.771
2	1:15.746	+2.259	15:35:34.517
3	1:17.197	+3.710	15:36:51.714
4	1:14.892	+1.405	15:38:06.606
5	1:15.009	+1.522	15:39:21.615
6	1:14.324	+0.837	15:40:35.939
7	1:13.487	-	15:41:49.426
8	1:32.297	+18.810	15:43:21.723
9	1:14.708	+1.221	15:44:36.431

Best Tm: 1:13.487

(14) Iain FRASER

1	-:--		15:34:11.054
2	1:12.371	+1.825	15:35:23.425
3	1:10.975	+0.429	15:36:34.400
4	2:45.082	+1:34.536	15:39:19.482
5	1:13.420	+2.874	15:40:32.902
6	1:11.161	+0.615	15:41:44.063
7	1:11.685	+1.139	15:42:55.748
8	1:10.546	-	15:44:06.294
9	1:10.688	+0.142	15:45:16.982

Best Tm: 1:10.546

(27) Graham WHITEHILL

1	-:--		15:34:07.818
2	1:11.308	+1.073	15:35:19.126
3	1:10.235	-	15:36:29.361

4	1:11.003	+0.768	15:37:40.364
5	1:10.893	+0.658	15:38:51.257
6	1:10.557	+0.322	15:40:01.814
7	1:11.151	+0.916	15:41:12.965

Best Tm: 1:10.235

(33) Callum DRYBURGH

1	-:--		15:34:14.160
2	1:12.522	+0.097	15:35:26.682
3	1:29.911	+17.486	15:36:56.593
4	1:12.701	+0.276	15:38:09.294
5	1:12.425	-	15:39:21.719
6	1:17.566	+5.141	15:40:39.285

Best Tm: 1:12.425

(99) Scott MORRISON

1	-:--		15:34:09.821
2	1:10.635	+0.661	15:35:20.456
3	1:11.825	+1.851	15:36:32.281
4	1:10.735	+0.761	15:37:43.016
5	1:09.974	-	15:38:52.990

Best Tm: 1:09.974

(23) Ian MUNRO

1	-:--		15:34:18.117
2	1:13.902	+3.314	15:35:32.019
3	1:13.495	+2.907	15:36:45.514
4	1:11.245	+0.657	15:37:56.759
5	1:10.588	-	15:39:07.347

Best Tm: 1:10.588

Scottish XR2 Championship

Knockhill 1.280 Miles

Race 11- Second Race

24/06/2007 14:00

Race (10 Laps)

Competitors	Laps									
	1	2	3	4	5	6	7	8	9	10
Andrew WINCHESTER (2)	1	2	2	2	2	2	1	1	2	2
Scott FRASER (1)	2	1	1	1	1	1	2	2	1	1
Willie DAVIDSON (76)	3	76	32	32	32	32	32	32	32	32
Dave COLVILLE (32)	4	32	76	76	76	76	76	76	5	5
Graham WHITEHILL (27)	5	27	27	27	27	27	27	5	76	76
Colin MacKINNON (5)	6	5	5	5	5	5	5	4	4	4
Stewart SCOTT (4)	7	4	99	4	4	99	4	4	9	9
Scott MORRISON (99)	8	99	4	99	99	4	9	9	3	3
Iain FRASER (14)	9	14	14	14	9	9	3	3	10	10
Derek McDOUGALL (9)	10	9	9	9	23	23	10	10	39	39
Ian MAUGHAN (19)	11	19	33	19	3	3	39	39	18	18
Callum DRYBURGH (33)	12	33	19	23	39	10	19	19	19	19
Stuart WILSON (39)	13	39	39	39	10	39	18	18	6	6
Alistair FRASER (6)	14	6	3	3	19	19	6	6	37	37
Peter CRUICKSHANK (3)	15	3	23	10	6	18	74	74	74	74
Charlie COPE (10)	16	10	10	6	18	6	37	37	14	14
Ian MUNRO (23)	17	23	6	18	74	74	33	14		
Charlie THORNTON (18)	18	18	18	74	33	33	14			
Stewart ELKIN (74)	19	74	74	33	37	37				
Russell MORGAN (37)	20	37	37	37	14	14				

SMRC Formula Ford Championship

Knockhill 1.280 Miles

Race 12 - Second Race

24/06/2007 14:20

Race (10 Laps)

Pos	No.	Name	Make/Model	CC	Class Code	Laps	Total Tm	Diff	Avg. Speed	Best Tm 1 Lap	
1	30	Mike GARDINER	Van Diemen RF90	1600	FF16A	10	10:23.972	-	73.849	1:01.483	7
2	66	Rory BUTCHER	Van Diemen	1600	FF16A	10	10:36.527	+12.555	72.393	1:02.169	7
3	22	Elliot MASON	Van Diemen	1600	FF16AN	10	10:37.041	+13.069	72.334	1:01.894	8
4	5	Stuart THORBURN	Van Diemen	1800	FF16A	10	10:37.095	+13.123	72.328	1:02.614	6
5	33	Graham CARROLL	Van Diemen	1600	FF16A	10	10:46.205	+22.233	71.309	1:03.216	7
6	70	David THORBURN	Van Diemen	1600	FF16A	10	10:48.293	+24.321	71.079	1:03.813	7
7	2	Willie HOURIE	Van Diemen	1600	FF16A	10	10:48.464	+24.492	71.060	1:03.858	6
8	8	Louis Di RESTA	Van Diemen	1600	FF16A	10	10:58.801	+34.829	69.945	1:01.892	10
9	14	Colin TURNER	Swift SC93	1600	FF16A	10	11:03.542	+39.570	69.445	1:04.760	2
10	4	Graham LEGGET	Crossle	1600	FF16B	10	11:05.015	+41.043	69.292	1:03.662	10
11	10	Angus GEDDES	Van Diemen	1600	FF16BN	10	11:05.391	+41.419	69.252	1:04.537	9
12	7	Craig BRUNTON	Van Diemen	1600	FF16AN	10	11:06.473	+42.501	69.140	1:03.889	10
13	23	Andrew CHESHER	Van Diemen	1600	FF16BN	10	11:07.122	+43.150	69.073	1:03.410	9
14	19	Andrew McGREGOR	Van Diemen RF86	1600	FF16b	10	11:08.326	+44.354	68.948	1:04.461	10
15	78	David HEADEN	Swift	1600	FF16A	10	11:09.685	+45.713	68.808	1:03.829	9
16	3	Adrian HAMILTON	Van Diemen	1600	FF16A	10	11:10.188	+46.216	68.757	1:03.514	10
17	40	Laurie HUGHES	Van Diemen	1600	FF16B	10	11:19.819	+55.847	67.783	1:05.834	8
18	42	Roy McGREGOR	Van Diemen	1600	FF16B	9	10:26.358	1 Lap	66.211	1:07.574	7
19	11	Kyle MURCHIE	Van Diemen	1600	FF16BN	9	10:42.942	+16.584	64.503	1:09.098	8
20	61	Barry SMITH	Lotus 61M	1600	FF16B	9	10:47.424	+21.066	64.057	1:09.008	4
21	6	Ian THOMAS	Swift	1600	FF16A	9	10:47.955	+21.597	64.004	1:08.945	6

Not classified

DNF	46	Martin PIERACCINI	Van Diemen	1600	FF16BN	7	8:17.211	-	64.874	1:06.481	5
DNF	15	Dane CHRISTISON	Van Diemen	1600	FF16AN	4	4:52.136	-	63.094	1:08.718	4
DNF	16	Robert THOMSON	Van Diemen	1600	FF16A	2	2:23.557	-	64.197	1:11.917	2

Margin of Victory	Avg. Speed	Best Lap Tm	Best Spd	Best Lap by
+12.555	73.849	1:01.483	74.948	[30] Mike GARDINER

Printed: 24/06/2007 19:31:02 scottish Motorsports Automatic Race Timing (SMART)

Chief Timekeeper - Ian Sharp

Orbits 3

Clerk of the Course

www.amb-it.com

Sig.

Time

www.mylaps.com

SMRC Race Meeting

SMRC Formula Ford Championship

Knockhill 1.280 Miles

Race 12 - Second Race

24/06/2007 14:20

Race (10 Laps)

Lap	Lap Tm	Diff	Time of Day
(30) Mike GARDINER			
1	----		15:57:10.166
2	1:02.413	+0.930	15:58:12.579
3	1:01.744	+0.261	15:59:14.323
4	1:01.991	+0.508	16:00:16.314
5	1:01.825	+0.342	16:01:18.139
6	1:01.730	+0.247	16:02:19.869
7	1:01.483	-	16:03:21.352
8	1:04.158	+2.675	16:04:25.510
9	1:01.556	+0.073	16:05:27.066
10	1:02.364	+0.881	16:06:29.430
Best Tm: 1:01.483			

Lap	Lap Tm	Diff	Time of Day
(66) Rory BUTCHER			
1	----		15:57:13.377
2	1:03.465	+1.296	15:58:16.842
3	1:03.526	+1.357	15:59:20.368
4	1:03.974	+1.805	16:00:24.342
5	1:04.027	+1.858	16:01:28.369
6	1:02.574	+0.405	16:02:30.943
7	1:02.169	-	16:03:33.112
8	1:02.631	+0.462	16:04:35.743
9	1:02.981	+0.812	16:05:38.724
10	1:03.261	+1.092	16:06:41.985
Best Tm: 1:02.169			

Lap	Lap Tm	Diff	Time of Day
(22) Elliot MASON			
1	----		15:57:13.690
2	1:03.735	+1.841	15:58:17.425
3	1:03.909	+2.015	15:59:21.334
4	1:03.556	+1.662	16:00:24.890
5	1:03.186	+1.292	16:01:28.076
6	1:03.776	+1.882	16:02:31.852
7	1:02.215	+0.321	16:03:34.067
8	1:01.894	-	16:04:35.961
9	1:03.248	+1.354	16:05:39.209
10	1:03.290	+1.396	16:06:42.499
Best Tm: 1:01.894			

Lap	Lap Tm	Diff	Time of Day
(5) Stuart THORBURN			
1	----		15:57:12.948
2	1:03.362	+0.748	15:58:16.310
3	1:03.487	+0.873	15:59:19.797
4	1:04.323	+1.709	16:00:24.120
5	1:02.986	+0.372	16:01:27.106
6	1:02.614	-	16:02:29.720
7	1:02.746	+0.132	16:03:32.466
8	1:03.116	+0.502	16:04:35.582
9	1:03.404	+0.790	16:05:38.986
10	1:03.567	+0.953	16:06:42.553
Best Tm: 1:02.614			

Lap	Lap Tm	Diff	Time of Day
(33) Graham CARROLL			
1	----		15:57:15.484
2	1:04.284	+1.068	15:58:19.768
3	1:03.409	+0.193	15:59:23.177
4	1:05.487	+2.271	16:00:28.664
5	1:03.949	+0.733	16:01:32.613
6	1:03.418	+0.202	16:02:36.031
7	1:03.216	-	16:03:39.247
8	1:03.580	+0.364	16:04:42.827
9	1:03.354	+0.138	16:05:46.181
10	1:05.482	+2.266	16:06:51.663
Best Tm: 1:03.216			

Lap	Lap Tm	Diff	Time of Day
(70) David THORBURN			
1	----		15:57:14.814
2	1:03.937	+0.124	15:58:18.751
3	1:04.304	+0.491	15:59:23.055
4	1:06.196	+2.383	16:00:29.251
5	1:04.501	+0.688	16:01:33.752
6	1:04.099	+0.286	16:02:37.851
7	1:03.813	-	16:03:41.664
8	1:04.005	+0.192	16:04:45.669
9	1:03.850	+0.037	16:05:49.519
10	1:04.232	+0.419	16:06:53.751
Best Tm: 1:03.813			

Lap	Lap Tm	Diff	Time of Day
(2) Willie HOURIE			
1	----		15:57:15.937
2	1:04.533	+0.675	15:58:20.470
3	1:04.395	+0.537	15:59:24.865
4	1:04.629	+0.771	16:00:29.494
5	1:04.644	+0.786	16:01:34.138
6	1:03.858	-	16:02:37.996
7	1:03.871	+0.013	16:03:41.867
8	1:04.012	+0.154	16:04:45.879
9	1:04.057	+0.199	16:05:49.936
10	1:03.986	+0.128	16:06:53.922
Best Tm: 1:03.858			

Lap	Lap Tm	Diff	Time of Day
(8) Louis Di RESTA			
1	----		15:57:10.694
2	1:05.334	+3.442	15:58:16.028
3	1:02.495	+0.603	15:59:18.523
4	1:15.372	+13.480	16:00:33.895
5	1:02.302	+0.410	16:01:36.197
6	1:16.585	+14.693	16:02:52.782
7	1:03.756	+1.864	16:03:56.538
8	1:03.895	+2.003	16:05:00.433
9	1:01.934	+0.042	16:06:02.367
10	1:01.892	-	16:07:04.259
Best Tm: 1:01.892			

Lap	Lap Tm	Diff	Time of Day
(14) Colin TURNER			

Lap	Lap Tm	Diff	Time of Day
(4) Graham LEGGET			
1	----		15:57:16.726
2	1:04.760	-	15:58:21.486
3	1:06.087	+1.327	15:59:27.573
4	1:08.189	+3.429	16:00:35.762
5	1:05.995	+1.235	16:01:41.757
6	1:05.591	+0.831	16:02:47.348
7	1:05.767	+1.007	16:03:53.115
8	1:05.124	+0.364	16:04:58.239
9	1:04.977	+0.217	16:06:03.216
10	1:05.784	+1.024	16:07:09.000
Best Tm: 1:04.760			

Lap	Lap Tm	Diff	Time of Day
(10) Angus GEDDES			
1	----		15:57:21.840
2	1:06.939	+3.277	15:58:28.779
3	1:05.369	+1.707	15:59:34.148
4	1:05.066	+1.404	16:00:39.214
5	1:06.051	+2.389	16:01:45.265
6	1:05.603	+1.941	16:02:50.868
7	1:06.260	+2.598	16:03:57.128
8	1:05.876	+2.214	16:05:03.004
9	1:03.807	+0.145	16:06:06.811
10	1:03.662	-	16:07:10.473
Best Tm: 1:03.662			

Lap	Lap Tm	Diff	Time of Day
(7) Craig BRUNTON			
1	----		15:57:19.288
2	1:06.282	+1.745	15:58:25.570
3	1:05.904	+1.367	15:59:31.474
4	1:07.170	+2.633	16:00:38.644
5	1:05.482	+0.945	16:01:44.126
6	1:06.131	+1.594	16:02:50.257
7	1:05.973	+1.436	16:03:56.230
8	1:05.207	+0.670	16:05:01.437
9	1:04.537	-	16:06:05.974
10	1:04.875	+0.338	16:07:10.849
Best Tm: 1:04.537			

Lap	Lap Tm	Diff	Time of Day
(23) Andrew CHESHER			
1	----		15:57:19.506
2	1:06.799	+2.910	15:58:26.305
3	1:05.623	+1.734	15:59:31.928
4	1:06.412	+2.523	16:00:38.340
5	1:06.042	+2.153	16:01:44.382
6	1:06.068	+2.179	16:02:50.450
7	1:06.914	+3.025	16:03:57.364
8	1:06.208	+2.319	16:05:03.572
9	1:04.470	+0.581	16:06:08.042
10	1:03.889	-	16:07:11.931
Best Tm: 1:03.889			

SMRC Race Meeting

SMRC Formula Ford Championship

Knockhill 1.280 Miles

Race 12 - Second Race

24/06/2007 14:20

Race (10 Laps)

Lap	Lap Tm	Diff	Time of Day
1	-:--		15:57:25.207
2	1:06.835	+3.425	15:58:32.042
3	1:06.292	+2.882	15:59:38.334
4	1:06.492	+3.082	16:00:44.826
5	1:05.942	+2.532	16:01:50.768
6	1:05.278	+1.868	16:02:56.046
7	1:05.442	+2.032	16:04:01.488
8	1:03.979	+0.569	16:05:05.467
9	1:03.410	-	16:06:08.877
10	1:03.703	+0.293	16:07:12.580

Best Tm: 1:03.410

(19) Andrew McGREGOR

1	-:--		15:57:18.539
2	1:06.037	+1.576	15:58:24.576
3	1:06.353	+1.892	15:59:30.929
4	1:06.264	+1.803	16:00:37.193
5	1:05.773	+1.312	16:01:42.966
6	1:06.562	+2.101	16:02:49.528
7	1:06.395	+1.934	16:03:55.923
8	1:08.128	+3.667	16:05:04.051
9	1:05.272	+0.811	16:06:09.323
10	1:04.461	-	16:07:13.784

Best Tm: 1:04.461

(78) David HEADEN

1	-:--		15:57:23.145
2	1:06.345	+2.516	15:58:29.490
3	1:08.181	+4.352	15:59:37.671
4	1:06.827	+2.998	16:00:44.498
5	1:05.095	+1.266	16:01:49.593
6	1:06.692	+2.863	16:02:56.285
7	1:06.758	+2.929	16:04:03.043
8	1:04.094	+0.265	16:05:07.137
9	1:03.829	-	16:06:10.966
10	1:04.177	+0.348	16:07:15.143

Best Tm: 1:03.829

(3) Adrian HAMILTON

1	-:--		15:57:22.141
2	1:07.410	+3.896	15:58:29.551
3	1:07.669	+4.155	15:59:37.220
4	1:07.425	+3.911	16:00:44.645
5	1:06.269	+2.755	16:01:50.914
6	1:05.594	+2.080	16:02:56.508
7	1:06.753	+3.239	16:04:03.261
8	1:04.435	+0.921	16:05:07.696
9	1:04.436	+0.922	16:06:12.132
10	1:03.514	-	16:07:15.646

Best Tm: 1:03.514

(40) Laurie HUGHES

1	-:--		15:57:23.161
---	------	--	--------------

Lap	Lap Tm	Diff	Time of Day
2	1:07.873	+2.039	15:58:31.034
3	1:07.261	+1.427	15:59:38.295
4	1:07.736	+1.902	16:00:46.031
5	1:06.668	+0.834	16:01:52.699
6	1:07.063	+1.229	16:02:59.762
7	1:07.049	+1.215	16:04:06.811
8	1:05.834	-	16:05:12.645
9	1:06.425	+0.591	16:06:19.070
10	1:06.207	+0.373	16:07:25.277

Best Tm: 1:05.834

(42) Roy McGREGOR

1	-:--		15:57:25.999
2	1:08.929	+1.355	15:58:34.928
3	1:08.168	+0.594	15:59:43.096
4	1:08.092	+0.518	16:00:51.188
5	1:08.511	+0.937	16:01:59.699
6	1:09.139	+1.565	16:03:08.838
7	1:07.574	-	16:04:16.412
8	1:07.698	+0.124	16:05:24.110
9	1:07.706	+0.132	16:06:31.816

Best Tm: 1:07.574

(11) Kyle MURCHIE

1	-:--		15:57:27.164
2	1:10.276	+1.178	15:58:37.440
3	1:10.856	+1.758	15:59:48.296
4	1:09.483	+0.385	16:00:57.779
5	1:09.960	+0.862	16:02:07.739
6	1:10.125	+1.027	16:03:17.864
7	1:10.070	+0.972	16:04:27.934
8	1:09.098	-	16:05:37.032
9	1:11.368	+2.270	16:06:48.400

Best Tm: 1:09.098

(61) Barry SMITH

1	-:--		15:57:28.694
2	1:10.084	+1.076	15:58:38.778
3	1:10.925	+1.917	15:59:49.703
4	1:09.008	-	16:00:58.711
5	1:10.180	+1.172	16:02:08.891
6	1:09.563	+0.555	16:03:18.454
7	1:10.686	+1.678	16:04:29.140
8	1:11.083	+2.075	16:05:40.223
9	1:12.659	+3.651	16:06:52.882

Best Tm: 1:09.008

(6) Ian THOMAS

1	-:--		15:57:29.763
2	1:10.714	+1.769	15:58:40.477
3	1:10.442	+1.497	15:59:50.919
4	1:09.212	+0.267	16:01:00.131
5	1:09.817	+0.872	16:02:09.948

Lap	Lap Tm	Diff	Time of Day
6	1:08.945	-	16:03:18.893
7	1:11.296	+2.351	16:04:30.189
8	1:12.163	+3.218	16:05:42.352
9	1:11.061	+2.116	16:06:53.413

Best Tm: 1:08.945

(46) Martin PIERACCINI

1	-:--		15:57:20.790
2	1:08.326	+1.845	15:58:29.116
3	1:06.809	+0.328	15:59:35.925
4	1:06.608	+0.127	16:00:42.533
5	1:06.481	-	16:01:49.014
6	1:06.617	+0.136	16:02:55.631
7	1:27.038	+20.557	16:04:22.669

Best Tm: 1:06.481

(15) Dane CHRISTISON

1	-:--		15:57:27.766
2	1:10.351	+1.633	15:58:38.117
3	1:10.759	+2.041	15:59:48.876
4	1:08.718	-	16:00:57.594

Best Tm: 1:08.718

(16) Robert THOMSON

1	-:--		15:57:17.098
2	1:11.917	-	15:58:29.015

Best Tm: 1:11.917

SMRC Formula Ford Championship

Knockhill 1.280 Miles

Race 12 - Second Race

24/06/2007 14:20

Race (10 Laps)

Competitors	Laps									
	1	2	3	4	5	6	7	8	9	10
Mike GARDINER (30)	1	30	30	30	30	30	30	30	30	30
Louis Di RESTA (8)	2	8	8	8	5	5	5	5	66	66
Stuart THORBURN (5)	3	5	5	5	66	22	66	66	5	22
Rory BUTCHER (66)	4	66	66	66	22	66	22	22	22	5
Elliot MASON (22)	5	22	22	22	33	33	33	33	33	33
David THORBURN (70)	6	70	70	70	70	70	70	70	70	70
Graham CARROLL (33)	7	33	33	33	2	2	2	2	2	2
Willie HOURIE (2)	8	2	2	2	8	8	14	14	8	8
Colin TURNER (14)	9	14	14	14	14	19	19	8	14	14
Robert THOMSON (16)	10	16	19	19	19	10	10	10	10	4
Andrew McGREGOR (19)	11	19	10	10	7	10	7	8	4	10
Angus GEDDES (10)	12	10	7	7	10	7	4	4	7	7
Craig BRUNTON (7)	13	7	4	4	4	4	8	7	19	23
Martin PIERACCINI (46)	14	46	16	46	46	46	23	23	19	19
Graham LEGGET (4)	15	4	46	3	78	78	23	78	78	78
Adrian HAMILTON (3)	16	3	78	78	3	23	78	3	3	3
David HEADEN (78)	17	78	3	40	23	3	3	40	40	40
Laurie HUGHES (40)	18	40	40	23	40	40	40	42	42	42
Andrew CHESHER (23)	19	23	23	42	42	42	42	46	11	11
Roy McGREGOR (42)	20	42	42	11	15	11	11	11	61	61
Kyle MURCHIE (11)	21	11	11	15	11	61	61	61	6	6
Dane CHRISTISON (15)	22	15	15	61	61	6	6	6		
Barry SMITH (61)	23	61	61	6	6					
Ian THOMAS (6)	24	6	6							

Smarty.com Mini Cooper Cup

Knockhill 1.280 Miles

Race 12A - Second Race

24/06/2007 14:40

Race (10 Laps)

Pos	No.	Name	Make/Model	CC	Class Code	Laps	Total Tm	Diff	Avg. Speed	Best Tm 1 Lap	Lap
1	1	Oliver MORTIMER	Mini Cooper	1600		10	11:13.800	-	68.388	1:06.106	7
2	2	Paul WILSON	Mini Cooper	1600	SM	10	11:16.431	+2.631	68.122	1:05.118	8
3	12	Steve MITCHELL	Mini Cooper	1600	SM	10	11:16.748	+2.948	68.090	1:06.159	8
4	91	Rory BUTCHER	Mini Cooper	1600	SM	10	11:16.942	+3.142	68.071	1:06.025	8
5	16	Kenneth THIRWALL	Mini Cooper	1600	SMN	10	11:22.048	+8.248	67.561	1:05.855	4
6	15	Ian MILTON	Mini Cooper	1600	SMN	10	11:26.348	+12.548	67.138	1:06.840	6
7	3	Glynn GEDDIE	Mini Cooper	1600	SMN	10	11:26.757	+12.957	67.098	1:06.334	5
8	4	Gilbert GROSSETT	Mini Cooper	1600	SMN	10	11:27.217	+13.417	67.053	1:06.971	5
9	10	Scott CALDOW	Mini Cooper	1600	SMN	10	11:27.898	+14.098	66.987	1:07.084	6
10	17	Mark DRYDEN	Mini Cooper	1600	SM	10	11:28.500	+14.700	66.928	1:06.129	9

Not classified

DNF	5	Michael ROWAN	Mini Cooper	1600	SMN	6	6:53.764	-	66.821	1:07.043	4
DNS	7	Vic COVEY Jnr	Mini Cooper	1600	SM	0	----	-	-	----	0
DNS	9	John BARRIE	Mini Cooper	1600	SMN	0	----	-	-	----	0

Margin of Victory	Avg. Speed	Best Lap Tm	Best Spd	Best Lap by
+2.631	68.388	1:05.118	70.764	[2] Paul WILSON

Printed: 24/06/2007 21:34:52

Scottish Motorsports Automatic Race Timing (SMART)

Chief Timekeeper - Ian Sharp

Orbits 3

Clerk of the Course

www.amb-it.com

Sig.

Time

www.mylaps.com

SMRC Race Meeting


Smarty.com Mini Cooper Cup

Knockhill 1.280 Miles

Race 12A - Second Race

24/06/2007 14:40

Race (10 Laps)



Lap	Lap Tm	Diff	Time of Day
(1) Oliver MORTIMER			
1	----		16:21:29.131
2	1:07.710	+1.604	16:22:36.841
3	1:08.406	+2.300	16:23:45.247
4	1:07.508	+1.402	16:24:52.755
5	1:06.135	+0.029	16:25:58.890
6	1:06.126	+0.020	16:27:05.016
7	1:06.106	-	16:28:11.122
8	1:06.230	+0.124	16:29:17.352
9	1:06.200	+0.094	16:30:23.552
10	1:06.355	+0.249	16:31:29.907
Best Tm: 1:06.106			

Lap	Lap Tm	Diff	Time of Day
(2) Paul WILSON			
1	----		16:21:32.505
2	1:08.869	+3.751	16:22:41.374
3	1:07.952	+2.834	16:23:49.326
4	1:05.990	+0.872	16:24:55.316
5	1:06.800	+1.682	16:26:02.116
6	1:05.599	+0.481	16:27:07.715
7	1:07.619	+2.501	16:28:15.334
8	1:05.118	-	16:29:20.452
9	1:05.404	+0.286	16:30:25.856
10	1:06.682	+1.564	16:31:32.538
Best Tm: 1:05.118			

Lap	Lap Tm	Diff	Time of Day
(12) Steve MITCHELL			
1	----		16:21:29.927
2	1:07.571	+1.412	16:22:37.498
3	1:07.578	+1.419	16:23:45.076
4	1:07.912	+1.753	16:24:52.988
5	1:06.937	+0.778	16:25:59.925
6	1:06.764	+0.605	16:27:06.689
7	1:06.536	+0.377	16:28:13.225
8	1:06.159	-	16:29:19.384
9	1:06.203	+0.044	16:30:25.587
10	1:07.268	+1.109	16:31:32.855
Best Tm: 1:06.159			

Lap	Lap Tm	Diff	Time of Day
(91) Rory BUTCHER			
1	----		16:21:30.362
2	1:08.759	+2.734	16:22:39.121
3	1:06.865	+0.840	16:23:45.986
4	1:07.435	+1.410	16:24:53.421
5	1:06.682	+0.657	16:26:00.103
6	1:06.611	+0.586	16:27:06.714
7	1:07.065	+1.040	16:28:13.779
8	1:06.025	-	16:29:19.804
9	1:06.307	+0.282	16:30:26.111
10	1:06.938	+0.913	16:31:33.049
Best Tm: 1:06.025			

Lap	Lap Tm	Diff	Time of Day
(16) Kenneth THIRWALL			
1	----		16:21:33.155
2	1:09.163	+3.308	16:22:42.318
3	1:08.131	+2.276	16:23:50.449
4	1:05.855	-	16:24:56.304
5	1:07.050	+1.195	16:26:03.354
6	1:06.535	+0.680	16:27:09.889
7	1:07.183	+1.328	16:28:17.072
8	1:06.839	+0.984	16:29:23.911
9	1:06.771	+0.916	16:30:30.682
10	1:07.473	+1.618	16:31:38.155
Best Tm: 1:05.855			

Lap	Lap Tm	Diff	Time of Day
(15) Ian MILTON			
1	----		16:21:28.243
2	1:10.992	+4.152	16:22:39.235
3	1:08.668	+1.828	16:23:47.903
4	1:07.257	+0.417	16:24:55.160
5	1:08.447	+1.607	16:26:03.607
6	1:06.840	-	16:27:10.447
7	1:08.986	+2.146	16:28:19.433
8	1:08.011	+1.171	16:29:27.444
9	1:07.656	+0.816	16:30:35.100
10	1:07.355	+0.515	16:31:42.455
Best Tm: 1:06.840			

Lap	Lap Tm	Diff	Time of Day
(3) Glynn GEDDIE			
1	----		16:21:34.078
2	1:07.933	+1.599	16:22:42.011
3	1:08.860	+2.526	16:23:50.871
4	1:06.640	+0.306	16:24:57.511
5	1:06.334	-	16:26:03.845
6	1:07.274	+0.940	16:27:11.119
7	1:07.971	+1.637	16:28:19.090
8	1:08.468	+2.134	16:29:27.558
9	1:07.622	+1.288	16:30:35.180
10	1:07.684	+1.350	16:31:42.864
Best Tm: 1:06.334			

Lap	Lap Tm	Diff	Time of Day
(4) Gilbert GROSSETT			
1	----		16:21:31.177
2	1:09.556	+2.585	16:22:40.733
3	1:10.344	+3.373	16:23:51.077
4	1:07.875	+0.904	16:24:58.952
5	1:06.971	-	16:26:05.923
6	1:08.095	+1.124	16:27:14.018
7	1:06.991	+0.020	16:28:21.009
8	1:07.503	+0.532	16:29:28.512
9	1:07.285	+0.314	16:30:35.797
10	1:07.527	+0.556	16:31:43.324
Best Tm: 1:06.971			

Lap	Lap Tm	Diff	Time of Day
(10) Scott CALDOW			

Lap	Lap Tm	Diff	Time of Day
(17) Mark DRYDEN			
1	----		16:21:34.692
2	1:08.658	+1.574	16:22:43.350
3	1:08.574	+1.490	16:23:51.924
4	1:08.064	+0.980	16:24:59.988
5	1:07.285	+0.201	16:26:07.273
6	1:07.084	-	16:27:14.357
7	1:07.493	+0.409	16:28:21.850
8	1:07.387	+0.303	16:29:29.237
9	1:07.118	+0.034	16:30:36.355
10	1:07.650	+0.566	16:31:44.005
Best Tm: 1:07.084			

Lap	Lap Tm	Diff	Time of Day
(5) Michael ROWAN			
1	----		16:21:30.097
2	1:07.935	+1.806	16:22:38.032
3	1:07.607	+1.478	16:23:45.639
4	1:08.566	+2.437	16:24:54.205
5	1:07.072	+0.943	16:26:01.277
6	1:06.287	+0.158	16:27:07.564
7	1:09.205	+3.076	16:28:16.769
8	1:15.330	+9.201	16:29:32.099
9	1:06.129	-	16:30:38.228
10	1:06.379	+0.250	16:31:44.607
Best Tm: 1:06.129			

Lap	Lap Tm	Diff	Time of Day
(7) Vic COVEY Jnr			
1	----		16:21:30.330
2	1:09.000	+1.957	16:22:39.330
3	1:08.138	+1.095	16:23:47.468
4	1:07.043	-	16:24:54.511
5	1:07.821	+0.778	16:26:02.332
6	1:07.539	+0.496	16:27:09.871
Best Tm: 1:07.043			

Lap	Lap Tm	Diff	Time of Day
(9) John BARRIE			
Best Tm: ----			

Smarty.com Mini Cooper Cup

Knockhill 1.280 Miles

Race 12A - Second Race

24/06/2007 14:40

Race (10 Laps)

Competitors	Laps										
	1	2	3	4	5	6	7	8	9	10	
Ian MILTON (15)	1	15	1	12	1	1	1	1	1	1	1
Oliver MORTIMER (1)	2	1	12	1	12	12	12	12	12	12	2
Steve MITCHELL (12)	3	12	17	17	91	91	91	91	2	2	12
Mark DRYDEN (17)	4	17	91	91	17	17	17	2	2	91	91
Michael ROWAN (5)	5	5	15	5	5	2	2	17	16	16	16
Rory BUTCHER (91)	6	91	5	15	15	5	5	16	15	15	15
Gilbert GROSSETT (4)	7	4	4	2	2	16	16	3	3	3	3
Paul WILSON (2)	8	2	2	16	16	15	15	15	4	4	4
Kenneth THIRWALL (16)	9	16	3	3	3	3	3	4	10	10	10
Glynn GEDDIE (3)	10	3	16	4	4	4	4	10	17	17	17
Scott CALDOW (10)	11	10	10	10	10	10	10				
-	12										
-	13										

Scottish Legends Championship

Knockhill 1.280 Miles

Race 14 - Final

24/06/2007 15:40

Race (10 Laps)

Pos	No.	Name	Make/Model	CC	Class Code	Laps	Total Tm	Diff	Avg. Speed	Best Tm 1 Lap	
1	28	Frank HYNDS	Legend	1250	L	10	11:49.577	-	64.940	1:09.119	9
2	22	Benjamin MASON	Ford Sedan	1250	L	10	11:52.492	+2.915	64.674	1:08.818	7
3	10	Robin DRYSDALE	Ford Coupe	1250	L	10	11:58.388	+8.811	64.144	1:09.213	9
4	31	Alex KNIGHT	Legend	1250	L	10	11:59.684	+10.107	64.028	1:09.671	8
5	37	Rory BRYANT	Ford Sedan	1250	LS	10	11:59.838	+10.261	64.014	1:09.731	3
6	68	Carol BROWN	Ford Sedan	1200	L	10	12:01.424	+11.847	63.874	1:09.562	8
7	70	David THORBURN	34 Ford Coupe	1200	L	10	12:02.089	+12.512	63.815	1:09.495	3
8	23	Alistair GAULD	Legend	1200	L	10	12:05.540	+15.963	63.511	1:10.586	7
9	69	Gerard McCOSH	Ford Coupe	1250	L	10	12:07.131	+17.554	63.372	1:09.416	8
10	46	Colin ATKINSON	Legend	1200	L	10	12:08.184	+18.607	63.281	1:10.760	8
11	80	Steve COULL	Legend	1250	L	10	12:09.497	+19.920	63.167	1:10.197	5
12	44	Andrew DONALD	Ford Sedan	1250	L	10	12:16.537	+26.960	62.563	1:10.604	3
13	90	Mark LEES	Dodge Coupe	1250	L	10	12:17.177	+27.600	62.509	1:10.705	8
14	88	Jason OGG	34 Chevy Coupe	1250	L	10	12:17.396	+27.819	62.490	1:11.376	4
15	71	Alasdair THOM	Chevy Sedan	1250	L	10	12:32.508	+42.931	61.235	1:12.526	8
16	99	Gordon MANN	37 Ford Sedan	1250	L	10	12:39.052	+49.475	60.707	1:12.519	8
17	60	Michael HOGG	Chevy	1250	LS	9	11:57.962	1 Lap	57.763	1:15.695	6

Not classified

DNF	25	Pat HYNDS	34 Chevy	1250	L	4	5:45.931	-	53.282	1:12.638	3
-----	----	-----------	----------	------	---	---	----------	---	--------	----------	---

Margin of Victory	Avg. Speed	Best Lap Tm	Best Spd	Best Lap by
+2.915	64.940	1:08.818	66.959	[22] Benjamin MASON

Printed: 24/06/2007 21:35:59 Scottish Motorsports Automatic Race Timing (SMART)

Chief Timekeeper - Ian Sharp

Orbits 3

Clerk of the Course

www.amb-it.com

Sig.

Time

www.mylaps.com

SMRC Race Meeting

Scottish Legends Championship

Knockhill 1.280 Miles

Race 14 - Final

24/06/2007 15:40

Race (10 Laps)

Lap	Lap Tm	Diff	Time of Day
(28) Frank HYNDS			
1	1:16.095	+6.976	16:44:39.885
2	1:09.648	+0.529	16:45:49.533
3	1:09.655	+0.536	16:46:59.188
4	1:09.637	+0.518	16:48:08.825
5	1:09.337	+0.218	16:49:18.162
6	1:09.317	+0.198	16:50:27.479
7	1:09.438	+0.319	16:51:36.917
8	1:09.614	+0.495	16:52:46.531
9	1:09.119	-	16:53:55.650
10	1:09.835	+0.716	16:55:05.485
Best Tm: 1:09.119			

Lap	Lap Tm	Diff	Time of Day
(22) Benjamin MASON			
1	1:18.839	+10.021	16:44:42.374
2	1:09.962	+1.144	16:45:52.336
3	1:10.028	+1.210	16:47:02.364
4	1:10.304	+1.486	16:48:12.668
5	1:10.077	+1.259	16:49:22.745
6	1:08.837	+0.019	16:50:31.582
7	1:08.818	-	16:51:40.400
8	1:08.929	+0.111	16:52:49.329
9	1:08.827	+0.009	16:53:58.156
10	1:10.244	+1.426	16:55:08.400
Best Tm: 1:08.818			

Lap	Lap Tm	Diff	Time of Day
(10) Robin DRYSDALE			
1	1:19.542	+10.329	16:44:43.986
2	1:10.393	+1.180	16:45:54.379
3	1:09.736	+0.523	16:47:04.115
4	1:11.248	+2.035	16:48:15.363
5	1:09.878	+0.665	16:49:25.241
6	1:10.274	+1.061	16:50:35.515
7	1:10.531	+1.318	16:51:46.046
8	1:09.344	+0.131	16:52:55.390
9	1:09.213	-	16:54:04.603
10	1:09.693	+0.480	16:55:14.296
Best Tm: 1:09.213			

Lap	Lap Tm	Diff	Time of Day
(31) Alex KNIGHT			
1	1:18.944	+9.273	16:44:41.394
2	1:10.082	+0.411	16:45:51.476
3	1:10.519	+0.848	16:47:01.995
4	1:10.291	+0.620	16:48:12.286
5	1:10.393	+0.722	16:49:22.679
6	1:11.851	+2.180	16:50:34.530
7	1:10.103	+0.432	16:51:44.633
8	1:09.671	-	16:52:54.304
9	1:11.073	+1.402	16:54:05.377
10	1:10.215	+0.544	16:55:15.592
Best Tm: 1:09.671			

Lap	Lap Tm	Diff	Time of Day
(37) Rory BRYANT			
1	1:21.838	+12.107	16:44:42.692
2	1:10.752	+1.021	16:45:53.444
3	1:09.731	-	16:47:03.175
4	1:10.674	+0.943	16:48:13.849
5	1:09.873	+0.142	16:49:23.722
6	1:09.880	+0.149	16:50:33.602
7	1:09.961	+0.230	16:51:43.563
8	1:11.171	+1.440	16:52:54.734
9	1:10.090	+0.359	16:54:04.824
10	1:10.922	+1.191	16:55:15.746
Best Tm: 1:09.731			

Lap	Lap Tm	Diff	Time of Day
(68) Carol BROWN			
1	1:19.867	+10.305	16:44:42.249
2	1:10.374	+0.812	16:45:52.623
3	1:10.336	+0.774	16:47:02.959
4	1:10.278	+0.716	16:48:13.237
5	1:10.125	+0.563	16:49:23.362
6	1:12.697	+3.135	16:50:36.059
7	1:10.485	+0.923	16:51:46.544
8	1:09.562	-	16:52:56.106
9	1:11.458	+1.896	16:54:07.564
10	1:09.768	+0.206	16:55:17.332
Best Tm: 1:09.562			

Lap	Lap Tm	Diff	Time of Day
(70) David THORBURN			
1	1:20.742	+11.247	16:44:43.823
2	1:11.173	+1.678	16:45:54.996
3	1:09.495	-	16:47:04.491
4	1:10.520	+1.025	16:48:15.011
5	1:10.440	+0.945	16:49:25.451
6	1:10.014	+0.519	16:50:35.465
7	1:10.378	+0.883	16:51:45.843
8	1:10.513	+1.018	16:52:56.356
9	1:11.365	+1.870	16:54:07.721
10	1:10.276	+0.781	16:55:17.997
Best Tm: 1:09.495			

Lap	Lap Tm	Diff	Time of Day
(23) Alistair GAULD			
1	1:21.879	+11.293	16:44:40.494
2	1:10.882	+0.296	16:45:51.376
3	1:11.793	+1.207	16:47:03.169
4	1:11.248	+0.662	16:48:14.417
5	1:11.201	+0.615	16:49:25.618
6	1:11.081	+0.495	16:50:36.699
7	1:10.586	-	16:51:47.285
8	1:10.749	+0.163	16:52:58.034
9	1:11.570	+0.984	16:54:09.604
10	1:11.844	+1.258	16:55:21.448
Best Tm: 1:10.586			

(69) Gerard McCOSH

Lap	Lap Tm	Diff	Time of Day
1	1:21.047	+11.631	16:44:44.272
2	1:11.429	+2.013	16:45:55.701
3	1:09.779	+0.363	16:47:05.480
4	1:09.502	+0.086	16:48:14.982
5	1:15.796	+6.380	16:49:30.778
6	1:12.337	+2.921	16:50:43.115
7	1:09.900	+0.484	16:51:53.015
8	1:09.416	-	16:53:02.431
9	1:10.695	+1.279	16:54:13.126
10	1:09.913	+0.497	16:55:23.039
Best Tm: 1:09.416			

Lap	Lap Tm	Diff	Time of Day
(46) Colin ATKINSON			
1	1:20.319	+9.559	16:44:39.990
2	1:10.825	+0.065	16:45:50.815
3	1:11.021	+0.261	16:47:01.836
4	1:11.345	+0.585	16:48:13.181
5	1:14.084	+3.324	16:49:27.265
6	1:10.853	+0.093	16:50:38.118
7	1:11.246	+0.486	16:51:49.364
8	1:10.760	-	16:53:00.124
9	1:12.708	+1.948	16:54:12.832
10	1:11.260	+0.500	16:55:24.092
Best Tm: 1:10.760			

Lap	Lap Tm	Diff	Time of Day
(80) Steve COULL			
1	1:20.108	+9.911	16:44:42.017
2	1:12.118	+1.921	16:45:54.135
3	1:11.854	+1.657	16:47:05.989
4	1:10.736	+0.539	16:48:16.725
5	1:10.197	-	16:49:26.922
6	1:10.677	+0.480	16:50:37.599
7	1:10.757	+0.560	16:51:48.356
8	1:11.001	+0.804	16:52:59.357
9	1:15.121	+4.924	16:54:14.478
10	1:10.927	+0.730	16:55:25.405
Best Tm: 1:10.197			

Lap	Lap Tm	Diff	Time of Day
(44) Andrew DONALD			
1	1:23.225	+12.621	16:44:45.278
2	1:12.424	+1.820	16:45:57.702
3	1:10.604	-	16:47:08.306
4	1:11.021	+0.417	16:48:19.327
5	1:10.622	+0.018	16:49:29.949
6	1:11.089	+0.485	16:50:41.038
7	1:14.607	+4.003	16:51:55.645
8	1:12.004	+1.400	16:53:07.649
9	1:12.605	+2.001	16:54:20.254
10	1:12.191	+1.587	16:55:32.445
Best Tm: 1:10.604			

(90) Mark LEES

SMRC Race Meeting

Scottish Legends Championship

Knockhill 1.280 Miles

Race 14 - Final

24/06/2007 15:40

Race (10 Laps)

Lap	Lap Tm	Diff	Time of Day
1	1:24.271	+13.566	16:44:45.443
2	1:12.504	+1.799	16:45:57.947
3	1:12.006	+1.301	16:47:09.953
4	1:11.676	+0.971	16:48:21.629
5	1:11.982	+1.277	16:49:33.611
6	1:12.791	+2.086	16:50:46.402
7	1:12.113	+1.408	16:51:58.515
8	1:10.705	-	16:53:09.220
9	1:11.631	+0.926	16:54:20.851
10	1:12.234	+1.529	16:55:33.085

Best Tm: 1:10.705

(88) Jason OGG

1	1:22.908	+11.532	16:44:43.322
2	1:12.802	+1.426	16:45:56.124
3	1:11.395	+0.019	16:47:07.519
4	1:11.376	-	16:48:18.895
5	1:11.445	+0.069	16:49:30.340
6	1:15.354	+3.978	16:50:45.694
7	1:12.077	+0.701	16:51:57.771
8	1:11.800	+0.424	16:53:09.571
9	1:11.493	+0.117	16:54:21.064
10	1:12.240	+0.864	16:55:33.304

Best Tm: 1:11.376

(71) Alasdair THOM

1	1:30.355	+17.829	16:44:49.892
2	1:12.910	+0.384	16:46:02.802
3	1:13.551	+1.025	16:47:16.353
4	1:13.254	+0.728	16:48:29.607
5	1:12.966	+0.440	16:49:42.573
6	1:13.506	+0.980	16:50:56.079
7	1:13.584	+1.058	16:52:09.663
8	1:12.526	-	16:53:22.189
9	1:12.919	+0.393	16:54:35.108
10	1:13.308	+0.782	16:55:48.416

Best Tm: 1:12.526

(99) Gordon MANN

1	1:32.694	+20.175	16:44:51.231
2	1:13.411	+0.892	16:46:04.642
3	1:15.502	+2.983	16:47:20.144
4	1:14.230	+1.711	16:48:34.374
5	1:15.872	+3.353	16:49:50.246
6	1:13.286	+0.767	16:51:03.532
7	1:12.774	+0.255	16:52:16.306
8	1:12.519	-	16:53:28.825
9	1:13.415	+0.896	16:54:42.240
10	1:12.720	+0.201	16:55:54.960

Best Tm: 1:12.519

(60) Michael HOGG

1	1:39.099	+23.404	16:45:03.922
---	----------	---------	--------------

Lap	Lap Tm	Diff	Time of Day
2	1:16.520	+0.825	16:46:20.442
3	1:16.158	+0.463	16:47:36.600
4	1:16.571	+0.876	16:48:53.171
5	1:16.343	+0.648	16:50:09.514
6	1:15.695	-	16:51:25.209
7	1:16.299	+0.604	16:52:41.508
8	1:16.065	+0.370	16:53:57.573
9	1:16.297	+0.602	16:55:13.870

Best Tm: 1:15.695

(25) Pat HYNDS

1	1:53.578	+40.940	16:45:21.204
2	1:12.731	+0.093	16:46:33.935
3	1:12.638	-	16:47:46.573
4	1:15.266	+2.628	16:49:01.839

Best Tm: 1:12.638

Lap	Lap Tm	Diff	Time of Day
-----	--------	------	-------------

Scottish Legends Championship

Knockhill 1.280 Miles

Race 14 - Final

24/06/2007 15:40

Race (10 Laps)

Competitors	Laps										
	0	1	2	3	4	5	6	7	8	9	10
Gordon MANN (99)	1	99	28	28	28	28	28	28	28	28	28
Alistair GAULD (23)	2	23	46	46	46	31	31	22	22	22	22
Alasdair THOM (71)	3	71	23	23	31	22	22	37	37	31	10
Colin ATKINSON (46)	4	46	31	31	22	46	68	31	31	37	37
Jason OGG (88)	5	88	80	22	68	68	37	70	70	10	31
Rory BRYANT (37)	6	37	68	68	23	37	10	10	10	68	68
Mark LEES (90)	7	90	22	37	37	23	70	68	68	70	70
Steve COULL (80)	8	80	37	80	10	69	23	23	23	23	23
Andrew DONALD (44)	9	44	88	10	70	70	80	80	80	80	46
Carol BROWN (68)	10	68	70	70	69	10	46	46	46	46	69
Alex KNIGHT (31)	11	31	10	69	80	80	44	44	69	69	80
David THORBURN (70)	12	70	69	88	88	88	88	69	44	44	44
Gerard McCOSH (69)	13	69	44	44	44	44	69	88	88	90	90
Benjamin MASON (22)	14	22	90	90	90	90	90	90	90	88	88
Frank HYNDS (28)	15	28	71	71	71	71	71	71	71	71	71
Robin DRYSDALE (10)	16	10	99	99	99	99	99	99	99	99	99
Michael HOGG (60)	17	60	60	60	60	60	60	60	60	60	60
Pat HYNDS (25)	18	25	25	25	25	25	25	25	25	25	25