

Knockhill

8th April 2007



S.M.A.R.T.

Scottish Motorsports Automatic Race Timing

Ravenslea, Melrose Road, Galashiels, TD1 2AT

Telephone : 01896 – 752447

SMRC Opening Race Meeting 2007

Sorted on Best Lap time

Scottish Legends Championship

Knockhill 1.280 Miles

Practice 1

08/04/2007 08:30

Practice

Pos	No.	Name	Make/Model	CC	Class C	Laps	Best Tm	Diff	In Lap	2nd Best
1	22	Benjamin MASON	Ford Sedan	1250	L	7	1:00.462	-	7	1:00.648
2	5	Jon Jon HIGGINS	1934 Coupe		L	8	1:01.411	+0.949	7	1:01.574
3	10	Robin DRYSDALE	Ford Coupe	1250	L	4	1:01.721	+1.259	4	1:02.143
4	68	Carol BROWN	Ford Sedan	1200	L	5	1:02.325	+1.863	5	1:02.507
5	28	Frank HYNDS	Legend	1250	L	7	1:02.658	+2.196	7	1:03.554
6	26	Steve REYNOLDS	Legend	1250	L	7	1:02.944	+2.482	6	1:03.001
7	80	Steve COULL	Legend	1250	L	5	1:03.264	+2.802	4	1:03.388
8	44	Andrew DONALD	Ford Sedan	1250	L	7	1:03.439	+2.977	5	1:03.964
9	71	Alasdair THOM	Chevy Sedan	1250	L	7	1:03.587	+3.125	5	1:03.767
10	70	David THORBURN	34 Ford Coupe	1200	L	6	1:03.735	+3.273	4	1:04.162
11	46	Colin ATKINSON	Legend	1200	L	6	1:03.915	+3.453	4	1:04.151
12	6	Ross MARSHALL	Legend	1250	L	7	1:04.314	+3.852	5	1:04.892
13	23	Alisdair GAULD	Legend	1200	L	6	1:05.201	+4.739	6	1:05.396
14	90	Mark LEES	Dodge Coupe	1250	L	6	1:05.596	+5.134	5	1:06.222
15	25	Pat HYNDS	34 Chevy	1250	L	7	1:05.910	+5.448	4	1:06.647
16	37	Rory BRYANT	Ford Sedan	1250	LS	4	1:06.107	+5.645	2	1:06.598
17	99	Gordon MANN	37 Ford Sedan	1250	LS	7	1:06.266	+5.804	4	1:06.409
18	60	Michael HOGG	Chevy	1250	LS	3	1:07.439	+6.977	2	1:17.173
19	88	Jason OGG	34 Chevy Coupe	1250	L	3	1:09.127	+8.665	3	1:11.960
20	69	Gerard McCOSH	Ford Coupe	1250	L	3	1:19.531	+19.069	2	1:22.349

SMRC Opening Race Meeting 2007

Scottish Legends Championship

Knockhill 1.280 Miles

Practice 1

08/04/2007 08:30

Practice

Lap	Lap Tm	Diff	Time of Day
(22) Benjamin MASON			
1	-:--		8:35:09.318
2	1:01.508	+1.046	8:36:10.826
3	1:03.180	+2.718	8:37:14.006
4	1:00.648	+0.186	8:38:14.654
5	1:04.916	+4.454	8:39:19.570
6	1:00.694	+0.232	8:40:20.264
7	1:00.462	-	8:41:20.726
Best Tm: 1:00.462			

Lap	Lap Tm	Diff	Time of Day
(5) Jon Jon HIGGINS			
1	-:--		8:35:06.054
2	1:04.502	+3.091	8:36:10.556
3	1:02.111	+0.700	8:37:12.667
4	1:02.164	+0.753	8:38:14.831
5	1:01.694	+0.283	8:39:16.525
6	1:01.574	+0.163	8:40:18.099
7	1:01.411	-	8:41:19.510
8	1:13.977	+12.566	8:42:33.487
Best Tm: 1:01.411			

Lap	Lap Tm	Diff	Time of Day
(10) Robin DRYSDALE			
1	-:--		8:38:52.725
2	1:02.143	+0.422	8:39:54.868
3	1:02.159	+0.438	8:40:57.027
4	1:01.721	-	8:41:58.748
Best Tm: 1:01.721			

Lap	Lap Tm	Diff	Time of Day
(68) Carol BROWN			
1	-:--		8:38:05.408
2	1:03.442	+1.117	8:39:08.850
3	1:02.507	+0.182	8:40:11.357
4	1:02.758	+0.433	8:41:14.115
5	1:02.325	-	8:42:16.440
Best Tm: 1:02.325			

Lap	Lap Tm	Diff	Time of Day
(28) Frank HYNDS			
1	-:--		8:35:21.853
2	1:07.568	+4.910	8:36:29.421
3	1:05.939	+3.281	8:37:35.360
4	1:04.631	+1.973	8:38:39.991
5	1:03.554	+0.896	8:39:43.545
6	1:03.977	+1.319	8:40:47.522
7	1:02.658	-	8:41:50.180
Best Tm: 1:02.658			

Lap	Lap Tm	Diff	Time of Day
(26) Steve REYNOLDS			
1	-:--		8:35:13.399
2	1:03.213	+0.269	8:36:16.612
3	1:08.418	+5.474	8:37:25.030
4	1:03.267	+0.323	8:38:28.297
5	1:03.001	+0.057	8:39:31.298
6	1:02.944	-	8:40:34.242
7	1:03.013	+0.069	8:41:37.255

Lap	Lap Tm	Diff	Time of Day
(80) Steve COULL			
Best Tm: 1:02.944			
1	-:--		8:37:59.055
2	1:05.502	+2.238	8:39:04.557
3	1:03.802	+0.538	8:40:08.359
4	1:03.264	-	8:41:11.623
5	1:03.388	+0.124	8:42:15.011
Best Tm: 1:03.264			

Lap	Lap Tm	Diff	Time of Day
(44) Andrew DONALD			
1	-:--		8:35:22.331
2	1:05.128	+1.689	8:36:27.459
3	1:04.419	+0.980	8:37:31.878
4	1:04.226	+0.787	8:38:36.104
5	1:03.439	-	8:39:39.543
6	1:04.981	+1.542	8:40:44.524
7	1:03.964	+0.525	8:41:48.488
Best Tm: 1:03.439			

Lap	Lap Tm	Diff	Time of Day
(71) Alasdair THOM			
1	-:--		8:35:24.710
2	1:07.192	+3.605	8:36:31.902
3	1:03.767	+0.180	8:37:35.669
4	1:03.985	+0.398	8:38:39.654
5	1:03.587	-	8:39:43.241
6	1:18.959	+15.372	8:41:02.200
7	1:25.555	+21.968	8:42:27.755
Best Tm: 1:03.587			

Lap	Lap Tm	Diff	Time of Day
(70) David THORBURN			
1	-:--		8:35:16.143
2	1:04.162	+0.427	8:36:20.305
3	1:05.964	+2.229	8:37:26.269
4	1:03.735	-	8:38:30.004
5	1:05.469	+1.734	8:39:35.473
6	1:32.284	+28.549	8:41:07.757
Best Tm: 1:03.735			

Lap	Lap Tm	Diff	Time of Day
(46) Colin ATKINSON			
1	-:--		8:36:34.945
2	1:04.550	+0.635	8:37:39.495
3	1:04.151	+0.236	8:38:43.646
4	1:03.915	-	8:39:47.561
5	1:04.875	+0.960	8:40:52.436
6	1:08.054	+4.139	8:42:00.490
Best Tm: 1:03.915			

Lap	Lap Tm	Diff	Time of Day
(6) Ross MARSHALL			
1	-:--		8:35:16.700
2	1:06.410	+2.096	8:36:23.110
3	1:05.536	+1.222	8:37:28.646
4	1:04.892	+0.578	8:38:33.538
5	1:04.314	-	8:39:37.852

Lap	Lap Tm	Diff	Time of Day
6	1:06.185	+1.871	8:40:44.037
7	1:04.906	+0.592	8:41:48.943
Best Tm: 1:04.314			

Lap	Lap Tm	Diff	Time of Day
(23) Alisdair GAULD			
1	-:--		8:36:14.823
2	1:11.906	+6.705	8:37:26.729
3	1:05.987	+0.786	8:38:32.716
4	1:05.396	+0.195	8:39:38.112
5	1:07.806	+2.605	8:40:45.918
6	1:05.201	-	8:41:51.119
Best Tm: 1:05.201			

Lap	Lap Tm	Diff	Time of Day
(90) Mark LEES			
1	-:--		8:36:46.618
2	1:06.361	+0.765	8:37:52.979
3	1:06.525	+0.929	8:38:59.504
4	1:06.222	+0.626	8:40:05.726
5	1:05.596	-	8:41:11.322
6	1:13.460	+7.864	8:42:24.782
Best Tm: 1:05.596			

Lap	Lap Tm	Diff	Time of Day
(25) Pat HYNDS			
1	-:--		8:35:24.088
2	1:07.643	+1.733	8:36:31.731
3	1:06.647	+0.737	8:37:38.378
4	1:05.910	-	8:38:44.288
5	1:06.682	+0.772	8:39:50.970
6	1:08.029	+2.119	8:40:58.999
7	1:22.006	+16.096	8:42:21.005
Best Tm: 1:05.910			

Lap	Lap Tm	Diff	Time of Day
(37) Rory BRYANT			
1	-:--		8:38:54.479
2	1:06.107	-	8:40:00.586
3	1:06.598	+0.491	8:41:07.184
4	1:09.406	+3.299	8:42:16.590
Best Tm: 1:06.107			

Lap	Lap Tm	Diff	Time of Day
(99) Gordon MANN			
1	-:--		8:35:41.284
2	1:08.397	+2.131	8:36:49.681
3	1:06.908	+0.642	8:37:56.589
4	1:06.266	-	8:39:02.855
5	1:07.708	+1.442	8:40:10.563
6	1:06.409	+0.143	8:41:16.972
7	1:06.431	+0.165	8:42:23.403
Best Tm: 1:06.266			

Lap	Lap Tm	Diff	Time of Day
(60) Michael HOGG			
1	-:--		8:38:56.418
2	1:07.439	-	8:40:03.857
3	1:17.173	+9.734	8:41:21.030
Best Tm: 1:07.439			

SMRC Opening Race Meeting 2007

Scottish Legends Championship

Knockhill 1.280 Miles

Practice 1

08/04/2007 08:30

Practice

Lap	Lap Tm	Diff	Time of Day
(88) Jason OGG			
1	-:----		8:39:36.467
2	1:11.960	+2.833	8:40:48.427
3	1:09.127	-	8:41:57.554
Best Tm: 1:09.127			

Lap	Lap Tm	Diff	Time of Day
(69) Gerard McCOSH			
1	-:----		8:39:28.411
2	1:19.531	-	8:40:47.942
3	1:22.349	+2.818	8:42:10.291
Best Tm: 1:19.531			

Lap Lap Tm Diff Time of Day

Lap Lap Tm Diff Time of Day

SMRC Opening Race Meeting 2007

Sorted on Best Lap time

Scottish XR2 Championship

Knockhill 1.280 Miles

Practice 2 - Amended Grid

08/04/2007 08:40

Practice

Pos	No.	Name	Make/Model	CC	Class Cod	Laps	Best Tm	Diff	In Lap	2nd Best
1	2	Andrew WINCHESTER	Ford Fiesta XR2	1600	XRC	8	1:03.744	-	6	1:03.786
2	3	Peter CRUICKSHANK	Ford Fiesta XR2	1600	XRC	8	1:03.879	+0.135	6	1:03.935
3	5	Colin MacKINNON	Ford Fiesta XR2	1600	XRC	8	1:03.954	+0.210	6	1:04.157
4	9	Derek McDOUGALL	Ford Fiesat XR2	1600	XRC	5	1:04.143	+0.399	5	1:04.617
5	27	Graham WHITEHILL	Ford Fiesta XR2	1600	XRCN	8	1:04.327	+0.583	5	1:04.458
6	76	Willie DAVIDSON	Ford Fiesta XR2	1600	XRCN	8	1:04.410	+0.666	6	1:05.135
7	99	Scott MORRISON	Ford Fiesta XR2	1600	XRCN	7	1:04.416	+0.672	7	1:04.632
8	7	Jamie BICKETT	Ford Fiesta XR2	1600		7	1:04.548	+0.804	7	1:04.559
9	50	Ross McCOLM	Ford Fiesta XR2	1600	XRCN	8	1:04.935	+1.191	8	1:05.027
10	10	Charlie COPE	Ford Fiesta XR2	1600	XRC	7	1:05.047	+1.303	6	1:05.189
11	1	Scott FRASER	Ford Fiesta XR2	1600	XRC	4	1:05.151	+1.407	4	1:05.820
12	6	Alistair FRASER	Ford Fiesta XR2	1600	XRCN	4	1:05.566	+1.822	4	1:06.185
13	14	Iain FRASER	Ford Fiesta XR2	1600	XRCN	3	1:05.714	+1.970	3	1:06.477
14	39	Stuart WILSON	Ford Fiesta XR2	1600	XRCN	7	1:06.273	+2.529	7	1:06.744
15	18	Charlie THORNTON	Ford Fiesta XR2	1600	XRC	7	1:06.775	+3.031	7	1:06.809
16	33	Callum DRYBURGH	Ford Fiesta XR2	1800	XRCN	7	1:07.079	+3.335	6	1:07.389
17	19	Ian MAUGHAN	Ford Fiesta XR2	1600	XRCN	7	1:07.366	+3.622	6	1:07.475
18	32	Dave COLVILLE	Ford Fiesta XR2	1600	XRC	2	1:08.514	+4.770	2	-.---
19	74	Stewart ELKIN	Ford Fiesta XR2	1600	XRC	3	1:28.754	+25.010	3	1:32.936

Not classified

DNS	66	Donald GRIEVE	Ford Fiesta XR2	1600	N	0	-.---	-	0	-.---
-----	----	---------------	-----------------	------	---	---	-------	---	---	-------

Announcements

Amended Grid - Car No.66 - Added to back of grid.

SMRC Opening Race Meeting 2007

Scottish XR2 Championship

Knockhill 1.280 Miles

Practice 2 - Amended Grid

08/04/2007 08:40

Practice

Lap	Lap Tm	Diff	Time of Day
(2) Andrew WINCHESTER			
1	-:--		8:46:45.258
2	1:06.642	+2.898	8:47:51.900
3	1:05.090	+1.346	8:48:56.990
4	1:12.295	+8.551	8:50:09.285
5	1:04.200	+0.456	8:51:13.485
6	1:03.744	-	8:52:17.229
7	1:04.097	+0.353	8:53:21.326
8	1:03.786	+0.042	8:54:25.112
Best Tm: 1:03.744			

Lap	Lap Tm	Diff	Time of Day
(9) Derek McDUGALL			
1	-:--		8:46:43.513
2	1:07.281	+3.463	8:47:50.794
3	1:04.676	+0.858	8:48:55.470
4	1:04.617	+0.799	8:50:00.087
5	1:04.143	+0.325	8:51:04.230
6	1:03.818	-	8:52:08.048
7	1:05.444	+1.626	8:53:13.492
8	1:09.775	+5.957	8:54:23.267
Best Tm: 1:03.818			

Lap	Lap Tm	Diff	Time of Day
(3) Peter CRUICKSHANK			
1	-:--		8:46:38.782
2	1:06.930	+3.051	8:47:45.712
3	1:04.918	+1.039	8:48:50.630
4	1:04.269	+0.390	8:49:54.899
5	1:03.935	+0.056	8:50:58.834
6	1:03.879	-	8:52:02.713
7	1:06.159	+2.280	8:53:08.872
8	1:03.995	+0.116	8:54:12.867
Best Tm: 1:03.879			

Lap	Lap Tm	Diff	Time of Day
(5) Colin MacKINNON			
1	-:--		8:46:41.688
2	1:07.544	+3.590	8:47:49.232
3	1:05.299	+1.345	8:48:54.531
4	1:04.663	+0.709	8:49:59.194
5	1:04.157	+0.203	8:51:03.351
6	1:03.954	-	8:52:07.305
7	1:04.585	+0.631	8:53:11.890
8	1:04.505	+0.551	8:54:16.395
Best Tm: 1:03.954			

Lap	Lap Tm	Diff	Time of Day
(27) Graham WHITEHILL			
1	-:--		8:46:40.454
2	1:07.109	+2.782	8:47:47.563
3	1:05.141	+0.814	8:48:52.704
4	1:05.424	+1.097	8:49:58.128
5	1:04.327	-	8:51:02.455
6	1:04.458	+0.131	8:52:06.913
7	1:05.161	+0.834	8:53:12.074
8	1:05.191	+0.864	8:54:17.265
Best Tm: 1:04.327			

Lap	Lap Tm	Diff	Time of Day
(76) Willie DAVIDSON			
1	-:--		8:46:34.859
2	1:06.269	+1.859	8:47:41.128
3	1:06.119	+1.709	8:48:47.247
4	1:05.546	+1.136	8:49:52.793
5	1:05.275	+0.865	8:50:58.068
6	1:04.410	-	8:52:02.478
7	1:06.970	+2.560	8:53:09.448
8	1:05.135	+0.725	8:54:14.583
Best Tm: 1:04.410			

Lap	Lap Tm	Diff	Time of Day
(99) Scott MORRISON			
1	-:--		8:46:53.696
2	1:08.751	+4.335	8:48:02.447
3	1:06.256	+1.840	8:49:08.703
4	1:05.243	+0.827	8:50:13.946
5	1:05.199	+0.783	8:51:19.145
6	1:04.632	+0.216	8:52:23.777
7	1:04.416	-	8:53:28.193
Best Tm: 1:04.416			

Lap	Lap Tm	Diff	Time of Day
(7) Jamie BICKETT			
1	-:--		8:46:55.112
2	1:10.085	+5.537	8:48:05.197
3	1:05.057	+0.509	8:49:10.254
4	1:04.559	+0.011	8:50:14.813
5	1:05.234	+0.686	8:51:20.047
6	1:06.019	+1.471	8:52:26.066
7	1:04.548	-	8:53:30.614
Best Tm: 1:04.548			

Lap	Lap Tm	Diff	Time of Day
(50) Ross McCOLM			
1	-:--		8:46:45.556
2	1:06.929	+1.994	8:47:52.485
3	1:05.258	+0.323	8:48:57.743
4	1:06.062	+1.127	8:50:03.805
5	1:05.258	+0.323	8:51:09.063
6	1:05.128	+0.193	8:52:14.191
7	1:05.027	+0.092	8:53:19.218
8	1:04.935	-	8:54:24.153
Best Tm: 1:04.935			

Lap	Lap Tm	Diff	Time of Day
(10) Charlie COPE			
1	-:--		8:46:46.947
2	1:06.665	+1.618	8:47:53.612
3	1:05.699	+0.652	8:48:59.311
4	1:05.189	+0.142	8:50:04.500
5	1:07.597	+2.550	8:51:12.097
6	1:05.047	-	8:52:17.144
7	1:07.517	+2.470	8:53:24.661
Best Tm: 1:05.047			

Lap	Lap Tm	Diff	Time of Day
(1) Scott FRASER			
1	-:--		8:50:12.173
2	1:06.157	+1.006	8:51:18.330

Lap	Lap Tm	Diff	Time of Day
3	1:05.820	+0.669	8:52:24.150
4	1:05.151	-	8:53:29.301
Best Tm: 1:05.151			

Lap	Lap Tm	Diff	Time of Day
(6) Alistair FRASER			
1	-:--		8:49:22.187
2	2:23.275	+1:17.709	8:51:45.462
3	1:06.185	+0.619	8:52:51.647
4	1:05.566	-	8:53:57.213
Best Tm: 1:05.566			

Lap	Lap Tm	Diff	Time of Day
(14) Iain FRASER			
1	-:--		8:51:29.216
2	1:06.477	+0.763	8:52:35.693
3	1:05.714	-	8:53:41.407
Best Tm: 1:05.714			

Lap	Lap Tm	Diff	Time of Day
(39) Stuart WILSON			
1	-:--		8:47:00.217
2	1:12.346	+6.073	8:48:12.563
3	1:09.206	+2.933	8:49:21.769
4	1:07.891	+1.618	8:50:29.660
5	1:06.954	+0.681	8:51:36.614
6	1:06.744	+0.471	8:52:43.358
7	1:06.273	-	8:53:49.631
Best Tm: 1:06.273			

Lap	Lap Tm	Diff	Time of Day
(18) Charlie THORNTON			
1	-:--		8:46:48.793
2	1:08.496	+1.721	8:47:57.289
3	1:07.588	+0.813	8:49:04.877
4	1:07.959	+1.184	8:50:12.836
5	1:06.809	+0.034	8:51:19.645
6	1:07.039	+0.264	8:52:26.684
7	1:06.775	-	8:53:33.459
Best Tm: 1:06.775			

Lap	Lap Tm	Diff	Time of Day
(33) Callum DRYBURGH			
1	-:--		8:46:57.643
2	1:08.939	+1.860	8:48:06.582
3	1:07.457	+0.378	8:49:14.039
4	1:07.389	+0.310	8:50:21.428
5	1:08.375	+1.296	8:51:29.803
6	1:07.079	-	8:52:36.882
7	1:07.449	+0.370	8:53:44.331
Best Tm: 1:07.079			

Lap	Lap Tm	Diff	Time of Day
(19) Ian MAUGHAN			
1	-:--		8:47:04.882
2	1:11.120	+3.754	8:48:16.002
3	1:09.438	+2.072	8:49:25.440
4	1:08.731	+1.365	8:50:34.171
5	1:07.625	+0.259	8:51:41.796
6	1:07.366	-	8:52:49.162

SMRC Opening Race Meeting 2007

Scottish XR2 Championship

Knockhill 1.280 Miles

Practice 2 - Amended Grid

08/04/2007 08:40

Practice

Lap	Lap Tm	Diff	Time of Day
7	1:07.475	+0.109	8:53:56.637
Best Tm: 1:07.366			

(32) Dave COLVILLE

1	-:---		8:46:47.690
2	1:08.514	-	8:47:56.204
Best Tm: 1:08.514			

(74) Stewart ELKIN

1	-:---		8:47:03.712
2	1:32.936	+4.182	8:48:36.648
3	1:28.754	-	8:50:05.402
Best Tm: 1:28.754			

(66) Donald GRIEVE

Best Tm: -:---

Lap	Lap Tm	Diff	Time of Day
-----	--------	------	-------------

Lap	Lap Tm	Diff	Time of Day
-----	--------	------	-------------

SMRC Opening Race Meeting 2007

Sorted on Best Lap time

SMRC Formula Ford Championship

Knockhill 1.280 Miles

Practice 3

08/04/2007 08:55

Practice

Pos	No.	Name	Make/Model	CC	Class Cod	Laps	Best Tm	Diff	In Lap	2nd Best
1	9	Geordie TAYLOR	Reynard	1600	FF16B	5	57.597	-	4	58.094
2	16	Robert THOMSON	Van Diemen	1600	FF16A	7	57.854	+0.257	6	58.785
3	21	Alan KIRKCALDY	Van Diemen	1600	FF16A	8	58.294	+0.697	4	58.660
4	8	Louis Di RESTA	Van Diemen	1600	FF16A	8	58.611	+1.014	5	58.617
5	12	David KERR	Van Diemen	1600	FF16A	9	58.687	+1.090	4	58.844
6	2	Willie HOURIE	Van Diemen	1600	FF16A	8	58.704	+1.107	3	58.956
7	4	Graham LEGGET	Crossle	1600	FF16B	8	58.779	+1.182	5	59.088
8	10	Angus GEDDES	Van Diemen	1600	FF16B	8	58.826	+1.229	5	59.778
9	22	Elliot MASON	Van Diemen	1600	FF16A	7	58.996	+1.399	3	59.896
10	7	Craig BRUNTON	Van Diemen	1600	FF16A	8	59.061	+1.464	5	59.337
11	27	Richard BRAND	Swift	1600	FF16A	8	59.138	+1.541	5	59.383
12	33	Graham CARROLL	Van Diemen	1600	FF16A	8	59.239	+1.642	5	59.918
13	5	Stuart THORBURN	Van Diemen	1800	FF16A	5	59.447	+1.850	5	1:00.107
14	42	Roy MacGREGOR	Van Diemen	1600	FF16B	8	59.574	+1.977	5	1:00.359
15	46	Martin PIERACCINI	Van Diemen	1600	FF16B	8	59.582	+1.985	5	1:00.090
16	91	David ROBERTSON	Van Diemen	1600	FF16B	8	1:00.005	+2.408	4	1:00.299
17	70	David THORBURN	Van Diemen	1600	FF16A	5	1:00.313	+2.716	5	1:02.459
18	61	Barry SMITH	Lotus 61M	1600	FF16B	8	1:00.679	+3.082	6	1:00.705
19	6	Ian THOMAS	Swift	1600	FF16A	5	1:00.942	+3.345	5	1:01.654
20	14	Colin TURNER	Swift SC93	1600	FF16A	8	1:00.983	+3.386	5	1:01.341
21	3	Adrian HAMILTON	Van Diemen	1600	FF16A	5	1:02.802	+5.205	5	1:04.013
22	11	Kyle MURCHIE	Van Diemen	1600	FF16B	6	1:05.580	+7.983	4	1:05.899
23	78	David HEADEN	Swift	1600	FF16A	4	1:06.069	+8.472	2	1:06.919

Announcements

Car No.12 - No working transponder - Please fix.

Car No.22 - Transponder stopped working - Please fix.

Amended Result - Car No's 9, 5, 70, 6 & 3 - Times after Lap 5 deleted.

SMRC Opening Race Meeting 2007

SMRC Formula Ford Championship

Knockhill 1.280 Miles

Practice 3

08/04/2007 08:55

Practice

Lap	Lap Tm	Diff	Time of Day
(9) Geordie TAYLOR			
1	-:--		9:00:31.114
2	1:00.336	+2.739	9:01:31.450
3	58.094	+0.497	9:02:29.544
4	57.597	-	9:03:27.141
5	58.350	+0.753	9:04:25.491
Best Tm: 57.597			

Lap	Lap Tm	Diff	Time of Day
(16) Robert THOMSON			
1	-:--		9:00:37.997
2	1:01.052	+3.198	9:01:39.049
3	58.785	+0.931	9:02:37.834
4	58.925	+1.071	9:03:36.759
5	58.973	+1.119	9:04:35.732
6	57.854	-	9:05:33.586
7	2:00.504	+1:02.650	9:07:34.090
Best Tm: 57.854			

Lap	Lap Tm	Diff	Time of Day
(21) Alan KIRKCALDY			
1	-:--		9:00:35.333
2	1:00.362	+2.068	9:01:35.695
3	58.961	+0.667	9:02:34.656
4	58.294	-	9:03:32.950
5	58.660	+0.366	9:04:31.610
6	59.200	+0.906	9:05:30.810
7	58.793	+0.499	9:06:29.603
8	1:00.781	+2.487	9:07:30.384
Best Tm: 58.294			

Lap	Lap Tm	Diff	Time of Day
(8) Louis Di RESTA			
1	-:--		9:00:54.233
2	59.447	+0.836	9:01:53.680
3	1:05.512	+6.901	9:02:59.192
4	58.617	+0.006	9:03:57.809
5	58.611	-	9:04:56.420
6	59.405	+0.794	9:05:55.825
7	1:01.452	+2.841	9:06:57.277
8	1:02.222	+3.611	9:07:59.499
Best Tm: 58.611			

Lap	Lap Tm	Diff	Time of Day
(12) David KERR			
1	-:--		9:00:29.381
2	1:02.364	+3.677	9:01:31.745
3	59.153	+0.466	9:02:30.898
4	58.687	-	9:03:29.585
5	59.136	+0.449	9:04:28.721
6	58.967	+0.280	9:05:27.688
7	1:00.697	+2.010	9:06:28.385
8	58.844	+0.157	9:07:27.229
9	59.057	+0.370	9:08:26.286
Best Tm: 58.687			

Lap	Lap Tm	Diff	Time of Day
(2) Willie HOURIE			
1	-:--		9:00:30.964

Lap	Lap Tm	Diff	Time of Day
2	1:02.389	+3.685	9:01:33.353
3	58.704	-	9:02:32.057
4	1:00.006	+1.302	9:03:32.063
5	1:00.386	+1.682	9:04:32.449
6	59.107	+0.403	9:05:31.556
7	58.956	+0.252	9:06:30.512
8	1:01.207	+2.503	9:07:31.719
Best Tm: 58.704			

Lap	Lap Tm	Diff	Time of Day
(4) Graham LEGGET			
1	-:--		9:00:50.215
2	1:00.946	+2.167	9:01:51.161
3	1:01.015	+2.236	9:02:52.176
4	59.279	+0.500	9:03:51.455
5	58.779	-	9:04:50.234
6	59.088	+0.309	9:05:49.322
7	1:02.374	+3.595	9:06:51.696
8	59.563	+0.784	9:07:51.259
Best Tm: 58.779			

Lap	Lap Tm	Diff	Time of Day
(10) Angus GEDDES			
1	-:--		9:01:05.891
2	1:05.320	+6.494	9:02:11.211
3	1:00.689	+1.863	9:03:11.900
4	59.778	+0.952	9:04:11.678
5	58.826	-	9:05:10.504
6	59.842	+1.016	9:06:10.346
7	1:03.474	+4.648	9:07:13.820
8	1:00.376	+1.550	9:08:14.196
Best Tm: 58.826			

Lap	Lap Tm	Diff	Time of Day
(22) Elliot MASON			
1	-:--		9:01:17.503
2	1:08.187	+9.191	9:02:25.690
3	58.996	-	9:03:24.686
4	1:00.875	+1.879	9:04:25.561
5	1:01.428	+2.432	9:05:26.989
6	1:04.249	+5.253	9:06:31.238
7	59.896	+0.900	9:07:31.134
Best Tm: 58.996			

Lap	Lap Tm	Diff	Time of Day
(7) Craig BRUNTON			
1	-:--		9:00:55.958
2	1:00.989	+1.928	9:01:56.947
3	1:04.598	+5.537	9:03:01.545
4	59.337	+0.276	9:04:00.882
5	59.061	-	9:04:59.943
6	59.817	+0.756	9:05:59.760
7	1:01.021	+1.960	9:07:00.781
8	1:00.521	+1.460	9:08:01.302
Best Tm: 59.061			

Lap	Lap Tm	Diff	Time of Day
(27) Richard BRAND			
1	-:--		9:00:44.846
2	1:03.985	+4.847	9:01:48.831
3	59.504	+0.366	9:02:48.335

Lap	Lap Tm	Diff	Time of Day
4	1:02.075	+2.937	9:03:50.410
5	59.138	-	9:04:49.548
6	59.443	+0.305	9:05:48.991
7	1:01.891	+2.753	9:06:50.882
8	59.383	+0.245	9:07:50.265
Best Tm: 59.138			

Lap	Lap Tm	Diff	Time of Day
(33) Graham CARROLL			
1	-:--		9:00:41.815
2	1:03.202	+3.963	9:01:45.017
3	1:02.059	+2.820	9:02:47.076
4	1:00.163	+0.924	9:03:47.239
5	59.239	-	9:04:46.478
6	1:01.909	+2.670	9:05:48.387
7	1:01.911	+2.672	9:06:50.298
8	59.918	+0.679	9:07:50.216
Best Tm: 59.239			

Lap	Lap Tm	Diff	Time of Day
(5) Stuart THORBURN			
1	-:--		9:00:59.419
2	1:03.191	+3.744	9:02:02.610
3	1:04.847	+5.400	9:03:07.457
4	1:00.107	+0.660	9:04:07.564
5	59.447	-	9:05:07.011
Best Tm: 59.447			

Lap	Lap Tm	Diff	Time of Day
(42) Roy MacGREGOR			
1	-:--		9:00:38.997
2	1:01.333	+1.759	9:01:40.330
3	1:28.020	+28.446	9:03:08.350
4	1:00.964	+1.390	9:04:09.314
5	59.574	-	9:05:08.888
6	1:00.359	+0.785	9:06:09.247
7	1:00.368	+0.794	9:07:09.615
8	1:16.554	+16.980	9:08:26.169
Best Tm: 59.574			

Lap	Lap Tm	Diff	Time of Day
(46) Martin PIERACCINI			
1	-:--		9:00:44.508
2	1:01.873	+2.291	9:01:46.381
3	1:01.274	+1.692	9:02:47.655
4	1:00.090	+0.508	9:03:47.745
5	59.582	-	9:04:47.327
6	1:00.644	+1.062	9:05:47.971
7	1:01.288	+1.706	9:06:49.259
8	1:00.296	+0.714	9:07:49.555
Best Tm: 59.582			

Lap	Lap Tm	Diff	Time of Day
(91) David ROBERTSON			
1	-:--		9:00:36.147
2	1:03.506	+3.501	9:01:39.653
3	1:00.872	+0.867	9:02:40.525
4	1:00.005	-	9:03:40.530
5	1:00.299	+0.294	9:04:40.829
6	1:00.915	+0.910	9:05:41.744
7	1:04.708	+4.703	9:06:46.452

SMRC Opening Race Meeting 2007


SMRC Formula Ford Championship

Knockhill 1.280 Miles

Practice 3

08/04/2007 08:55

Practice



Lap	Lap Tm	Diff	Time of Day
8	1:04.564	+4.559	9:07:51.016
Best Tm: 1:00.005			

(70) David THORBURN

Lap	Lap Tm	Diff	Time of Day
1	-:--		9:01:04.564
2	1:02.459	+2.146	9:02:07.023
3	1:04.696	+4.383	9:03:11.719
4	1:09.141	+8.828	9:04:20.860
5	1:00.313	-	9:05:21.173
Best Tm: 1:00.313			

(61) Barry SMITH

Lap	Lap Tm	Diff	Time of Day
1	-:--		9:00:28.871
2	1:01.114	+0.435	9:01:29.985
3	1:00.705	+0.026	9:02:30.690
4	1:02.059	+1.380	9:03:32.749
5	1:01.293	+0.614	9:04:34.042
6	1:00.679	-	9:05:34.721
7	1:01.015	+0.336	9:06:35.736
8	1:01.363	+0.684	9:07:37.099
Best Tm: 1:00.679			

(6) Ian THOMAS

Lap	Lap Tm	Diff	Time of Day
1	-:--		9:00:57.384
2	1:02.771	+1.829	9:02:00.155
3	1:02.893	+1.951	9:03:03.048
4	1:01.654	+0.712	9:04:04.702
5	1:00.942	-	9:05:05.644
Best Tm: 1:00.942			

(14) Colin TURNER

Lap	Lap Tm	Diff	Time of Day
1	-:--		9:00:58.593
2	1:04.037	+3.054	9:02:02.630
3	1:06.876	+5.893	9:03:09.506
4	1:04.914	+3.931	9:04:14.420
5	1:00.983	-	9:05:15.403
6	1:01.341	+0.358	9:06:16.744
7	1:01.648	+0.665	9:07:18.392
8	1:10.661	+9.678	9:08:29.053
Best Tm: 1:00.983			

(3) Adrian HAMILTON

Lap	Lap Tm	Diff	Time of Day
1	-:--		9:01:10.026
2	1:04.599	+1.797	9:02:14.625
3	1:04.013	+1.211	9:03:18.638
4	1:04.419	+1.617	9:04:23.057
5	1:02.802	-	9:05:25.859
Best Tm: 1:02.802			

(11) Kyle MURCHIE

Lap	Lap Tm	Diff	Time of Day
1	-:--		9:01:08.628
2	1:07.467	+1.887	9:02:16.095
3	1:05.899	+0.319	9:03:21.994
4	1:05.580	-	9:04:27.574

Lap	Lap Tm	Diff	Time of Day
5	1:09.933	+4.353	9:05:37.507
6	1:16.488	+10.908	9:06:53.995
Best Tm: 1:05.580			

(78) David HEADEN

Lap	Lap Tm	Diff	Time of Day
1	-:--		9:01:10.624
2	1:06.069	-	9:02:16.693
3	1:11.755	+5.686	9:03:28.448
4	1:06.919	+0.850	9:04:35.367
Best Tm: 1:06.069			

Lap	Lap Tm	Diff	Time of Day
-----	--------	------	-------------

Smarty.com Mini Cooper Cup

Knockhill 1.280 Miles

Practice 4

08/04/2007 09:10

Practice

Pos	No.	Name	Make/Model	CC	Class Cod	Laps	Best Tm	Diff	In Lap	2nd Best
1	17	Mark DRYDEN	Mini Cooper	1600	SM	8	1:03.612	-	7	1:03.709
2	2	Paul WILSON	Mini Cooper	1600	SM	7	1:03.784	+0.172	5	1:03.931
3	15	Ian MILTON	Mini Cooper	1600	SMN	8	1:03.976	+0.364	8	1:04.250
4	7	Vic COVEY Jnr	Mini Cooper	1600	SM	8	1:04.010	+0.398	6	1:04.213
5	1	Gillian SHEDDEN	Mini Cooper	1600	SM	8	1:04.585	+0.973	7	1:04.756
6	16	Kenneth THIRWALL	Mini Cooper	1600	SMN	7	1:04.704	+1.092	7	1:05.077
7	9	John BARRIE	Mini Cooper	1600	SMN	8	1:04.878	+1.266	8	1:05.178
8	8	Jordan GRONKOWSKI	Mini Cooper	1600	SMN	8	1:04.910	+1.298	8	1:05.254
9	3	Glynn GEDDIE	Mini Cooper	1600	SMN	7	1:05.096	+1.484	5	1:05.311
10	5	Michael ROWAN	Mini Cooper	1600	SMN	7	1:06.007	+2.395	6	1:06.686
11	4	Gilbert GROSSETT	Mini Cooper	1600	SMN	7	1:06.316	+2.704	7	1:07.309
12	10	Scott CALDOW	Mini Cooper	1600	SMN	7	1:08.781	+5.169	5	1:09.019

SMRC Opening Race Meeting 2007

Smarty.com Mini Cooper Cup

Knockhill 1.280 Miles

Practice 4

08/04/2007 09:10

Practice

Lap	Lap Tm	Diff	Time of Day
(17) Mark DRYDEN			
1	-:--		9:15:47.604
2	1:05.732	+2.120	9:16:53.336
3	1:05.247	+1.635	9:17:58.583
4	1:12.588	+8.976	9:19:11.171
5	1:04.097	+0.485	9:20:15.268
6	1:03.709	+0.097	9:21:18.977
7	1:03.612	-	9:22:22.589
8	1:04.272	+0.660	9:23:26.861
Best Tm: 1:03.612			

Lap	Lap Tm	Diff	Time of Day
(2) Paul WILSON			
1	-:--		9:16:04.524
2	1:06.028	+2.244	9:17:10.552
3	1:11.468	+7.684	9:18:22.020
4	1:15.587	+11.803	9:19:37.607
5	1:03.784	-	9:20:41.391
6	1:13.310	+9.526	9:21:54.701
7	1:03.931	+0.147	9:22:58.632
Best Tm: 1:03.784			

Lap	Lap Tm	Diff	Time of Day
(15) Ian MILTON			
1	-:--		9:15:39.371
2	1:06.020	+2.044	9:16:45.391
3	1:04.700	+0.724	9:17:50.091
4	1:04.561	+0.585	9:18:54.652
5	1:04.250	+0.274	9:19:58.902
6	1:04.496	+0.520	9:21:03.398
7	1:04.531	+0.555	9:22:07.929
8	1:03.976	-	9:23:11.905
Best Tm: 1:03.976			

Lap	Lap Tm	Diff	Time of Day
(7) Vic COVEY Jnr			
1	-:--		9:15:32.474
2	1:05.145	+1.135	9:16:37.619
3	1:04.833	+0.823	9:17:42.452
4	1:04.389	+0.379	9:18:46.841
5	1:04.213	+0.203	9:19:51.054
6	1:04.010	-	9:20:55.064
7	1:04.287	+0.277	9:21:59.351
8	1:04.249	+0.239	9:23:03.600
Best Tm: 1:04.010			

Lap	Lap Tm	Diff	Time of Day
(1) Gillian SHEDDEN			
1	-:--		9:15:48.478
2	1:07.023	+2.438	9:16:55.501
3	1:05.770	+1.185	9:18:01.271
4	1:05.471	+0.886	9:19:06.742
5	1:05.171	+0.586	9:20:11.913
6	1:05.101	+0.516	9:21:17.014
7	1:04.585	-	9:22:21.599
8	1:04.756	+0.171	9:23:26.355
Best Tm: 1:04.585			

Lap	Lap Tm	Diff	Time of Day
(16) Kenneth THIRWALL			

Lap	Lap Tm	Diff	Time of Day
1	-:--		9:16:05.306
2	1:06.709	+2.005	9:17:12.015
3	1:05.494	+0.790	9:18:17.509
4	1:06.858	+2.154	9:19:24.367
5	1:05.366	+0.662	9:20:29.733
6	1:05.077	+0.373	9:21:34.810
7	1:04.704	-	9:22:39.514
Best Tm: 1:04.704			

Lap	Lap Tm	Diff	Time of Day
(9) John BARRIE			
1	-:--		9:15:42.831
2	1:07.926	+3.048	9:16:50.757
3	1:07.259	+2.381	9:17:58.016
4	1:05.776	+0.898	9:19:03.792
5	1:06.359	+1.481	9:20:10.151
6	1:05.401	+0.523	9:21:15.552
7	1:05.178	+0.300	9:22:20.730
8	1:04.878	-	9:23:25.608
Best Tm: 1:04.878			

Lap	Lap Tm	Diff	Time of Day
(8) Jordan GRONKOWSKI			
1	-:--		9:15:42.586
2	1:10.569	+5.659	9:16:53.155
3	1:07.575	+2.665	9:18:00.730
4	1:06.721	+1.811	9:19:07.451
5	1:05.777	+0.867	9:20:13.228
6	1:06.221	+1.311	9:21:19.449
7	1:05.254	+0.344	9:22:24.703
8	1:04.910	-	9:23:29.613
Best Tm: 1:04.910			

Lap	Lap Tm	Diff	Time of Day
(3) Glynn GEDDIE			
1	-:--		9:16:02.350
2	1:09.546	+4.450	9:17:11.896
3	1:07.222	+2.126	9:18:19.118
4	1:16.952	+11.856	9:19:36.070
5	1:05.096	-	9:20:41.166
6	1:05.413	+0.317	9:21:46.579
7	1:05.311	+0.215	9:22:51.890
Best Tm: 1:05.096			

Lap	Lap Tm	Diff	Time of Day
(5) Michael ROWAN			
1	-:--		9:15:42.238
2	1:25.776	+19.769	9:17:08.014
3	1:06.686	+0.679	9:18:14.700
4	1:16.746	+10.739	9:19:31.446
5	1:07.007	+1.000	9:20:38.453
6	1:06.007	-	9:21:44.460
7	1:06.825	+0.818	9:22:51.285
Best Tm: 1:06.007			

Lap	Lap Tm	Diff	Time of Day
(4) Gilbert GROSSETT			
1	-:--		9:15:54.717
2	1:10.427	+4.111	9:17:05.144
3	1:09.061	+2.745	9:18:14.205

Lap	Lap Tm	Diff	Time of Day
4	1:08.575	+2.259	9:19:22.780
5	1:17.407	+11.091	9:20:40.187
6	1:07.309	+0.993	9:21:47.496
7	1:06.316	-	9:22:53.812
Best Tm: 1:06.316			

Lap	Lap Tm	Diff	Time of Day
(10) Scott CALDOW			
1	-:--		9:15:52.715
2	1:11.359	+2.578	9:17:04.074
3	1:09.653	+0.872	9:18:13.727
4	1:11.215	+2.434	9:19:24.942
5	1:08.781	-	9:20:33.723
6	1:09.458	+0.677	9:21:43.181
7	1:09.019	+0.238	9:22:52.200
Best Tm: 1:08.781			

SMRC Opening Race Meeting 2007**Sorted on Best Lap time**

Scottish Classic Sports & Saloons

Knockhill 1.280 Miles

Practice 5

08/04/2007 09:25

Practice

Pos	No.	Name	Make/Model	CC	Class Cod	Laps	Best Tm	Diff	In Lap	2nd Best
1	4	Stan BERNARD	Porsche 911	2687	CSSC	8	1:01.661	-	8	1:01.689
2	87	Al FLEMING	Lotus Elan	1558	CSSB	8	1:01.793	+0.132	8	1:01.876
3	2	Olly ROSS	Lotus Europa	1600	CSSB	5	1:02.654	+0.993	4	1:02.762
4	12	Tommy GILMARTIN	BMW 2002	2000	CSSB	8	1:03.162	+1.501	6	1:03.433
5	5	Matthew GORDON	Porsche 911	2700	CSSC	8	1:03.185	+1.524	7	1:03.206
6	66	Ian LONGFORD	Ford Escort	2000	CSSC	8	1:03.402	+1.741	5	1:03.714
7	22	Jim GRANT	Lotus Elan	1600	CSSB	7	1:03.535	+1.874	6	1:04.199
8	6	George LEITCH	Mini Ogle	1300	CSSA	7	1:07.567	+5.906	6	1:08.463
9	10	Colin BEVERAGE	Alfa Sud	1490	CSSB	7	1:09.201	+7.540	7	1:09.771
10	11	Ian MORTON	MG Midget	1380	CSSA	7	1:09.835	+8.174	7	1:10.152
11	9	Eoghan MACKIE	Alpine Renault	1550	CSSB	7	1:12.604	+10.943	7	1:12.862
12	26	Liz SWAN	Renault 8	1397	CSSA	7	1:13.992	+12.331	6	1:14.901
13	14	Tim REID	Alfa Romeo Guiletta	1598	CSSB	6	1:15.449	+13.788	6	1:17.042

SMRC Opening Race Meeting 2007

Scottish Classic Sports & Saloons

Knockhill 1.280 Miles

Practice 5

08/04/2007 09:25

Practice

Lap	Lap Tm	Diff	Time of Day
(4) Stan BERNARD			
1	-:--		9:28:55.321
2	1:03.131	+1.470	9:29:58.452
3	1:05.059	+3.398	9:31:03.511
4	1:02.174	+0.513	9:32:05.685
5	1:02.495	+0.834	9:33:08.180
6	1:02.331	+0.670	9:34:10.511
7	1:01.689	+0.028	9:35:12.200
8	1:01.661	-	9:36:13.861
Best Tm: 1:01.661			

Lap	Lap Tm	Diff	Time of Day
(87) Al FLEMING			
1	-:--		9:29:07.059
2	1:04.242	+2.449	9:30:11.301
3	1:02.563	+0.770	9:31:13.864
4	1:02.331	+0.538	9:32:16.195
5	1:02.162	+0.369	9:33:18.357
6	1:02.157	+0.364	9:34:20.514
7	1:01.876	+0.083	9:35:22.390
8	1:01.793	-	9:36:24.183
Best Tm: 1:01.793			

Lap	Lap Tm	Diff	Time of Day
(2) Olly ROSS			
1	-:--		9:28:54.357
2	1:03.443	+0.789	9:29:57.800
3	1:02.762	+0.108	9:31:00.562
4	1:02.654	-	9:32:03.216
5	1:07.650	+4.996	9:33:10.866
Best Tm: 1:02.654			

Lap	Lap Tm	Diff	Time of Day
(12) Tommy GILMARTIN			
1	-:--		9:29:08.301
2	1:04.861	+1.699	9:30:13.162
3	1:04.484	+1.322	9:31:17.646
4	1:03.554	+0.392	9:32:21.200
5	1:03.433	+0.271	9:33:24.633
6	1:03.162	-	9:34:27.795
7	1:04.183	+1.021	9:35:31.978
8	1:03.783	+0.621	9:36:35.761
Best Tm: 1:03.162			

Lap	Lap Tm	Diff	Time of Day
(5) Matthew GORDON			
1	-:--		9:29:11.320
2	1:07.284	+4.099	9:30:18.604
3	1:04.240	+1.055	9:31:22.844
4	1:03.759	+0.574	9:32:26.603
5	1:03.206	+0.021	9:33:29.809
6	1:05.336	+2.151	9:34:35.145
7	1:03.185	-	9:35:38.330
8	1:05.910	+2.725	9:36:44.240
Best Tm: 1:03.185			

Lap	Lap Tm	Diff	Time of Day
(66) Ian LONGFORD			
1	-:--		9:29:09.832

Lap	Lap Tm	Diff	Time of Day
2	1:06.572	+3.170	9:30:16.404
3	1:04.453	+1.051	9:31:20.857
4	1:03.821	+0.419	9:32:24.678
5	1:03.402	-	9:33:28.080
6	1:05.756	+2.354	9:34:33.836
7	1:03.714	+0.312	9:35:37.550
8	1:06.268	+2.866	9:36:43.818
Best Tm: 1:03.402			

Lap	Lap Tm	Diff	Time of Day
(22) Jim GRANT			
1	-:--		9:29:24.331
2	1:11.873	+8.338	9:30:36.204
3	1:07.656	+4.121	9:31:43.860
4	1:06.869	+3.334	9:32:50.729
5	1:04.199	+0.664	9:33:54.928
6	1:03.535	-	9:34:58.463
7	1:13.772	+10.237	9:36:12.235
Best Tm: 1:03.535			

Lap	Lap Tm	Diff	Time of Day
(6) George LEITCH			
1	-:--		9:29:14.540
2	1:11.070	+3.503	9:30:25.610
3	1:08.463	+0.896	9:31:34.073
4	1:10.296	+2.729	9:32:44.369
5	1:09.920	+2.353	9:33:54.289
6	1:07.567	-	9:35:01.856
7	1:08.929	+1.362	9:36:10.785
Best Tm: 1:07.567			

Lap	Lap Tm	Diff	Time of Day
(10) Colin BEVERAGE			
1	-:--		9:29:25.183
2	1:15.526	+6.325	9:30:40.709
3	1:16.502	+7.301	9:31:57.211
4	1:12.296	+3.095	9:33:09.507
5	1:13.180	+3.979	9:34:22.687
6	1:09.771	+0.570	9:35:32.458
7	1:09.201	-	9:36:41.659
Best Tm: 1:09.201			

Lap	Lap Tm	Diff	Time of Day
(11) Ian MORTON			
1	-:--		9:29:10.051
2	1:12.563	+2.728	9:30:22.614
3	1:11.029	+1.194	9:31:33.643
4	1:10.489	+0.654	9:32:44.132
5	1:10.152	+0.317	9:33:54.284
6	1:10.329	+0.494	9:35:04.613
7	1:09.835	-	9:36:14.448
Best Tm: 1:09.835			

Lap	Lap Tm	Diff	Time of Day
(9) Eoghan MACKIE			
1	-:--		9:29:23.813
2	1:16.505	+3.901	9:30:40.318
3	1:14.890	+2.286	9:31:55.208
4	1:13.440	+0.836	9:33:08.648
5	1:13.867	+1.263	9:34:22.515
6	1:12.862	+0.258	9:35:35.377

Lap	Lap Tm	Diff	Time of Day
7	1:12.604	-	9:36:47.981
Best Tm: 1:12.604			

Lap	Lap Tm	Diff	Time of Day
(26) Liz SWAN			
1	-:--		9:29:07.058
2	1:18.298	+4.306	9:30:25.356
3	1:15.491	+1.499	9:31:40.847
4	1:15.027	+1.035	9:32:55.874
5	1:14.901	+0.909	9:34:10.775
6	1:13.992	-	9:35:24.767
7	1:15.668	+1.676	9:36:40.435
Best Tm: 1:13.992			

Lap	Lap Tm	Diff	Time of Day
(14) Tim REID			
1	-:--		9:29:29.757
2	1:17.590	+2.141	9:30:47.347
3	1:18.125	+2.676	9:32:05.472
4	1:18.446	+2.997	9:33:23.918
5	1:17.042	+1.593	9:34:40.960
6	1:15.449	-	9:35:56.409
Best Tm: 1:15.449			

SMRC Opening Race Meeting 2007

Sorted on Best Lap time

Scottish Sports & Saloon Championship

Knockhill 1.280 Miles

Practice 6

08/04/2007 09:40

Practice

Pos	No.	Name	Make/Model	CC	Class Cod	Laps	Best Tm	Diff	In Lap	2nd Best
1	71	Robert PRITCHARD	Caterham	2000	SSA	9	53.269	-	7	53.478
2	11	George BREWSTER	Caterham CSR	2800	SSA	9	53.379	+0.110	9	53.641
3	99	Ian COWIE	Caterham	2300	SSA	9	55.703	+2.434	6	55.753
4	78	David HEADEN	Caterham R400	2296	SSA	4	57.416	+4.147	4	59.079
5	54	Andrew MORRISON	MG ZR	1998	SSC	8	58.500	+5.231	4	59.201
6	66	Chris DOHERTY	Ford Escort	2000	SSA	4	59.044	+5.775	3	1:03.094
7	5	Gavin CAIRNS	Sylva Striker	2300	SSD	8	59.745	+6.476	7	1:00.257
8	61	Paul LUTI	MG ZT 520	5000	SSB	8	59.967	+6.698	4	1:00.292
9	63	Peter TADDEI	Caterham	1600	SSE	8	1:01.376	+8.107	8	1:01.465
10	29	Kenny YOUNG	Caterham 7	1588	SSE	8	1:01.416	+8.147	8	1:01.613
11	48	Alan DEAN	Porsche	3200	SSB	8	1:01.601	+8.332	6	1:02.153
12	3	John NATHAN	Ford Escort MK2	2000	SSC	7	1:02.796	+9.527	6	1:03.326
13	28	Sam ARRENBURG	Fisher Fury	919	SSD	6	1:06.801	+13.532	4	1:06.838
14	7	Charlie SHAW	Ford Focus	2000T	SSA	4	1:09.144	+15.875	2	1:13.732

SMRC Opening Race Meeting 2007

Scottish Sports & Saloon Championship

Knockhill 1.280 Miles

Practice 6

08/04/2007 09:40

Practice

Lap	Lap Tm	Diff	Time of Day
(71) Robert PRITCHARD			
1	-:--		9:43:58.423
2	58.136	+4.867	9:44:56.559
3	57.760	+4.491	9:45:54.319
4	53.670	+0.401	9:46:47.989
5	53.478	+0.209	9:47:41.467
6	53.775	+0.506	9:48:35.242
7	53.269	-	9:49:28.511
8	53.645	+0.376	9:50:22.156
9	1:12.709	+19.440	9:51:34.865
Best Tm: 53.269			

Lap	Lap Tm	Diff	Time of Day
(11) George BREWSTER			
1	-:--		9:43:42.627
2	55.730	+2.351	9:44:38.357
3	54.301	+0.922	9:45:32.658
4	54.050	+0.671	9:46:26.708
5	54.052	+0.673	9:47:20.760
6	53.727	+0.348	9:48:14.487
7	53.832	+0.453	9:49:08.319
8	53.641	+0.262	9:50:01.960
9	53.379	-	9:50:55.339
Best Tm: 53.379			

Lap	Lap Tm	Diff	Time of Day
(99) Ian COWIE			
1	-:--		9:43:43.510
2	56.856	+1.153	9:44:40.366
3	55.877	+0.174	9:45:36.243
4	56.650	+0.947	9:46:32.893
5	56.353	+0.650	9:47:29.246
6	55.703	-	9:48:24.949
7	55.753	+0.050	9:49:20.702
8	57.402	+1.699	9:50:18.104
9	56.418	+0.715	9:51:14.522
Best Tm: 55.703			

Lap	Lap Tm	Diff	Time of Day
(78) David HEADEN			
1	-:--		9:44:01.903
2	59.079	+1.663	9:45:00.982
3	59.883	+2.467	9:46:00.865
4	57.416	-	9:46:58.281
Best Tm: 57.416			

Lap	Lap Tm	Diff	Time of Day
(54) Andrew MORRISON			
1	-:--		9:43:48.540
2	1:01.759	+3.259	9:44:50.299
3	59.376	+0.876	9:45:49.675
4	58.500	-	9:46:48.175
5	59.201	+0.701	9:47:47.376
6	1:00.386	+1.886	9:48:47.762
7	1:04.532	+6.032	9:49:52.294
8	1:07.024	+8.524	9:50:59.318
Best Tm: 58.500			

Lap	Lap Tm	Diff	Time of Day
(66) Chris DOHERTY			

Lap	Lap Tm	Diff	Time of Day
(5) Gavin CAIRNS			
1	-:--		9:44:10.350
2	1:03.094	+4.050	9:45:13.444
3	59.044	-	9:46:12.488
4	1:07.676	+8.632	9:47:20.164
Best Tm: 59.044			

Lap	Lap Tm	Diff	Time of Day
(61) Paul LUTI			
1	-:--		9:44:02.119
2	1:04.595	+4.850	9:45:06.714
3	1:01.869	+2.124	9:46:08.583
4	1:02.535	+2.790	9:47:11.118
5	1:00.257	+0.512	9:48:11.375
6	1:00.681	+0.936	9:49:12.056
7	59.745	-	9:50:11.801
8	1:00.837	+1.092	9:51:12.638
Best Tm: 59.745			

Lap	Lap Tm	Diff	Time of Day
(63) Peter TADDEI			
1	-:--		9:43:44.659
2	1:02.639	+2.672	9:44:47.298
3	1:00.292	+0.325	9:45:47.590
4	59.967	-	9:46:47.557
5	1:00.927	+0.960	9:47:48.484
6	1:00.519	+0.552	9:48:49.003
7	1:00.927	+0.960	9:49:49.930
8	1:00.601	+0.634	9:50:50.531
Best Tm: 59.967			

Lap	Lap Tm	Diff	Time of Day
(29) Kenny YOUNG			
1	-:--		9:44:05.228
2	1:11.390	+9.974	9:45:16.618
3	1:04.931	+3.515	9:46:21.549
4	1:03.353	+1.937	9:47:24.902
5	1:02.174	+0.758	9:48:27.076
6	1:01.613	+0.197	9:49:28.689
7	1:01.752	+0.336	9:50:30.441
8	1:01.416	-	9:51:31.857
Best Tm: 1:01.416			

Lap	Lap Tm	Diff	Time of Day
(48) Alan DEAN			
1	-:--		9:43:51.491
2	1:03.167	+1.566	9:44:54.658
3	1:07.697	+6.096	9:46:02.355
4	1:02.153	+0.552	9:47:04.508

Lap	Lap Tm	Diff	Time of Day
(3) John NATHAN			
5	1:02.592	+0.991	9:48:07.100
6	1:01.601	-	9:49:08.701
7	1:02.291	+0.690	9:50:10.992
8	1:03.665	+2.064	9:51:14.657
Best Tm: 1:01.601			

Lap	Lap Tm	Diff	Time of Day
(28) Sam ARREBERG			
1	-:--		9:43:57.894
2	1:05.605	+2.809	9:45:03.499
3	1:03.326	+0.530	9:46:06.825
4	1:03.594	+0.798	9:47:10.419
5	1:04.618	+1.822	9:48:15.037
6	1:02.796	-	9:49:17.833
7	1:18.727	+15.931	9:50:36.560
Best Tm: 1:02.796			

Lap	Lap Tm	Diff	Time of Day
(7) Charlie SHAW			
1	-:--		9:44:04.293
2	1:08.945	+2.144	9:45:13.238
3	1:09.822	+3.021	9:46:23.060
4	1:06.801	-	9:47:29.861
5	1:06.838	+0.037	9:48:36.699
6	1:12.164	+5.363	9:49:48.863
Best Tm: 1:06.801			

Lap	Lap Tm	Diff	Time of Day
(63) Peter TADDEI			
1	-:--		9:43:47.989
2	1:05.613	+4.237	9:44:53.602
3	1:04.787	+3.411	9:45:58.389
4	1:02.282	+0.906	9:47:00.671
5	1:01.934	+0.558	9:48:02.605
6	1:01.465	+0.089	9:49:04.070
7	1:02.303	+0.927	9:50:06.373
8	1:01.376	-	9:51:07.749
Best Tm: 1:01.376			

Lap	Lap Tm	Diff	Time of Day
(7) Charlie SHAW			
1	-:--		9:43:43.154
2	1:09.144	-	9:44:52.298
3	1:13.732	+4.588	9:46:06.030
4	1:21.286	+12.142	9:47:27.316
Best Tm: 1:09.144			

SMRC Opening Race Meeting 2007

Sorted on Laps

Scottish Legends Championship

Knockhill 1.280 Miles

Race 1 -Legends First Race

08/04/2007 10:00

Race (8 Laps)

Pos	No.	Name	Make/Model	CC	Class Cc	Laps	Total Tm	Diff	Avg. Speed	Best Tm	1 Lap
1	22	Benjamin MASON	Ford Sedan	1250	L	8	8:18.472	-	73.954	1:00.993	5
2	5	Jon Jon HIGGINS	1934 Coupe	1250	L	8	8:23.160	+4.688	73.265	1:01.465	8
3	68	Carol BROWN	Ford Sedan	1200	L	8	8:23.815	+5.343	73.170	1:01.541	8
4	10	Robin DRYSDALE	Ford Coupe	1250	L	8	8:27.666	+9.194	72.615	1:01.013	5
5	28	Frank HYNDS	Legend	1250	L	8	8:28.251	+9.779	72.531	1:02.091	5
6	69	Gerard McCOSH	Ford Coupe	1250	L	8	8:31.218	+12.746	72.110	1:01.041	4
7	26	Steve REYNOLDS	Legend	1250	L	8	8:33.986	+15.514	71.722	1:02.545	7
8	70	David THORBURN	34 Ford Coupe	1200	L	8	8:34.304	+15.832	71.677	1:02.285	6
9	80	Steve COULL	Legend	1250	L	8	8:34.900	+16.428	71.594	1:02.028	4
10	71	Alasdair THOM	Chevy Sedan	1250	L	8	8:39.567	+21.095	70.951	1:03.110	5
11	44	Andrew DONALD	Ford Sedan	1250	L	8	8:40.186	+21.714	70.867	1:02.706	8
12	46	Colin ATKINSON	Legend	1200	L	8	8:42.359	+23.887	70.572	1:03.336	5
13	25	Pat HYNDS	34 Chevy	1250	L	8	8:49.093	+30.621	69.674	1:04.543	2
14	23	Alisdair GAULD	Legend	1200	L	8	8:54.422	+35.950	68.979	1:04.848	6
15	6	Ross MARSHALL	Legend	1250	L	8	8:54.449	+35.977	68.976	1:04.571	3
16	90	Mark LEES	Dodge Coupe	1250	L	8	8:56.474	+38.002	68.715	1:05.169	6
17	99	Gordon MANN	37 Ford Sedan	1250	LS	8	9:02.976	+44.504	67.893	1:05.132	4
18	88	Jason OGG	34 Chevy Coupe	1250	L	8	9:05.603	+47.131	67.566	1:05.022	7
19	60	Michael HOGG	Chevy	1250	LS	8	9:18.626	1:00.154	65.990	1:07.098	4

Not classified

DNF	37	Rory BRYANT	Ford Sedan	1250	LS	1	1:17.694	-	59.310	1:12.408	1
-----	----	-------------	------------	------	----	---	----------	---	--------	----------	---

Margin of Victory	Avg. Speed	Best Lap Tm	Best Spd	Best Lap by
+4.688	73.954	1:00.993	75.550	[22] Benjamin MASON

Printed: 08/04/2007 19:28:00

1 Motorsports Automatic Race Timing (SMART)

Chief Timekeeper - Ian Sharp

Orbits 3

Clerk of the Course :

www.amb-it.com

Sig.

Time

www.mylaps.com

SMRC Opening Race Meeting 2007

Scottish Legends Championship

Knockhill 1.280 Miles

Race 1 -Legends First Race

08/04/2007 10:00

Race (8 Laps)

Lap	Lap Tm	Diff	Time of Day
(22) Benjamin MASON			
1	1:07.012	+6.019	10:30:42.414
2	1:01.265	+0.272	10:31:43.679
3	1:01.015	+0.022	10:32:44.694
4	1:01.073	+0.080	10:33:45.767
5	1:00.993	-	10:34:46.760
6	1:01.469	+0.476	10:35:48.229
7	1:01.645	+0.652	10:36:49.874
8	1:01.533	+0.540	10:37:51.407
Best Tm: 1:00.993			

Lap	Lap Tm	Diff	Time of Day
(5) Jon Jon HIGGINS			
1	1:08.001	+6.536	10:30:41.614
2	1:03.846	+2.381	10:31:45.460
3	1:01.673	+0.208	10:32:47.133
4	1:02.143	+0.678	10:33:49.276
5	1:01.762	+0.297	10:34:51.038
6	1:01.984	+0.519	10:35:53.022
7	1:01.608	+0.143	10:36:54.630
8	1:01.465	-	10:37:56.095
Best Tm: 1:01.465			

Lap	Lap Tm	Diff	Time of Day
(68) Carol BROWN			
1	1:08.136	+6.595	10:30:42.689
2	1:02.901	+1.360	10:31:45.590
3	1:01.906	+0.365	10:32:47.496
4	1:01.941	+0.400	10:33:49.437
5	1:01.785	+0.244	10:34:51.222
6	1:02.382	+0.841	10:35:53.604
7	1:01.605	+0.064	10:36:55.209
8	1:01.541	-	10:37:56.750
Best Tm: 1:01.541			

Lap	Lap Tm	Diff	Time of Day
(10) Robin DRYSDALE			
1	1:08.912	+7.899	10:30:45.626
2	1:02.540	+1.527	10:31:48.166
3	1:02.703	+1.690	10:32:50.869
4	1:01.554	+0.541	10:33:52.423
5	1:01.013	-	10:34:53.436
6	1:02.626	+1.613	10:35:56.062
7	1:02.592	+1.579	10:36:58.654
8	1:01.947	+0.934	10:38:00.601
Best Tm: 1:01.013			

Lap	Lap Tm	Diff	Time of Day
(28) Frank HYNDS			
1	1:07.863	+5.772	10:30:41.479
2	1:05.006	+2.915	10:31:46.485
3	1:02.148	+0.057	10:32:48.633
4	1:02.382	+0.291	10:33:51.015
5	1:02.091	-	10:34:53.106
6	1:03.372	+1.281	10:35:56.478
7	1:02.556	+0.465	10:36:59.034
8	1:02.152	+0.061	10:38:01.186
Best Tm: 1:02.091			

Lap	Lap Tm	Diff	Time of Day
(69) Gerard McCOSH			
1	1:07.565	+6.524	10:30:41.848
2	1:07.883	+6.842	10:31:49.731
3	1:04.572	+3.531	10:32:54.303
4	1:01.041	-	10:33:55.344
5	1:02.131	+1.090	10:34:57.475
6	1:03.487	+2.446	10:36:00.962
7	1:01.563	+0.522	10:37:02.525
8	1:01.628	+0.587	10:38:04.153
Best Tm: 1:01.041			

Lap	Lap Tm	Diff	Time of Day
(26) Steve REYNOLDS			
1	1:08.032	+5.487	10:30:44.266
2	1:04.401	+1.856	10:31:48.667
3	1:02.758	+0.213	10:32:51.425
4	1:02.761	+0.216	10:33:54.186
5	1:03.183	+0.638	10:34:57.369
6	1:03.928	+1.383	10:36:01.297
7	1:02.545	-	10:37:03.842
8	1:03.079	+0.534	10:38:06.921
Best Tm: 1:02.545			

Lap	Lap Tm	Diff	Time of Day
(70) David THORBURN			
1	1:09.841	+7.556	10:30:44.213
2	1:05.063	+2.778	10:31:49.276
3	1:05.359	+3.074	10:32:54.635
4	1:02.575	+0.290	10:33:57.210
5	1:03.061	+0.776	10:35:00.271
6	1:02.285	-	10:36:02.556
7	1:02.370	+0.085	10:37:04.926
8	1:02.313	+0.028	10:38:07.239
Best Tm: 1:02.285			

Lap	Lap Tm	Diff	Time of Day
(80) Steve COULL			
1	1:09.960	+7.932	10:30:46.046
2	1:03.465	+1.437	10:31:49.511
3	1:02.977	+0.949	10:32:52.488
4	1:02.028	-	10:33:54.516
5	1:03.184	+1.156	10:34:57.700
6	1:04.018	+1.990	10:36:01.718
7	1:03.536	+1.508	10:37:05.254
8	1:02.581	+0.553	10:38:07.835
Best Tm: 1:02.028			

Lap	Lap Tm	Diff	Time of Day
(71) Alasdair THOM			
1	1:09.925	+6.815	10:30:45.341
2	1:04.400	+1.290	10:31:49.741
3	1:05.690	+2.580	10:32:55.431
4	1:03.843	+0.733	10:33:59.274
5	1:03.110	-	10:35:02.384
6	1:03.147	+0.037	10:36:05.531
7	1:03.783	+0.673	10:37:09.314
8	1:03.188	+0.078	10:38:12.502
Best Tm: 1:03.110			

Lap	Lap Tm	Diff	Time of Day
(44) Andrew DONALD			

Lap	Lap Tm	Diff	Time of Day
(46) Colin ATKINSON			
1	1:10.679	+7.973	10:30:47.051
2	1:03.869	+1.163	10:31:50.920
3	1:04.434	+1.728	10:32:55.354
4	1:04.098	+1.392	10:33:59.452
5	1:03.755	+1.049	10:35:03.207
6	1:03.874	+1.168	10:36:07.081
7	1:03.334	+0.628	10:37:10.415
8	1:02.706	-	10:38:13.121
Best Tm: 1:02.706			

Lap	Lap Tm	Diff	Time of Day
(23) Pat HYNDS			
1	1:11.754	+7.211	10:30:46.645
2	1:04.379	+1.043	10:31:51.024
3	1:04.219	+0.883	10:32:55.243
4	1:03.359	+0.023	10:34:00.986
5	1:03.336	-	10:35:04.322
6	1:03.536	+0.200	10:36:07.858
7	1:03.883	+0.547	10:37:11.741
8	1:03.553	+0.217	10:38:15.294
Best Tm: 1:03.336			

Lap	Lap Tm	Diff	Time of Day
(6) Ross MARSHALL			
1	1:12.219	+7.648	10:30:51.017
2	1:06.493	+1.922	10:31:57.510
3	1:04.571	-	10:33:02.081
4	1:04.678	+0.107	10:34:06.759
5	1:04.946	+0.375	10:35:11.705
6	1:05.084	+0.513	10:36:16.789
7	1:05.629	+1.058	10:37:22.418
8	1:04.966	+0.395	10:38:27.384
Best Tm: 1:04.571			

Lap	Lap Tm	Diff	Time of Day
(90) Mark LEES			
1	1:11.412	+6.564	10:30:49.058
2	1:05.842	+0.994	10:31:54.900
3	1:06.572	+1.724	10:33:01.472
4	1:05.511	+0.663	10:34:06.983
5	1:05.735	+0.887	10:35:12.718
6	1:04.848	-	10:36:17.566
7	1:04.867	+0.019	10:37:22.433
8	1:04.924	+0.076	10:38:27.357
Best Tm: 1:04.848			

SMRC Opening Race Meeting 2007

Scottish Legends Championship

Knockhill 1.280 Miles

Race 1 -Legends First Race

08/04/2007 10:00

Race (8 Laps)

Lap	Lap Tm	Diff	Time of Day
1	1:12.883	+7.714	10:30:48.810
2	1:05.466	+0.297	10:31:54.276
3	1:06.935	+1.766	10:33:01.211
4	1:06.007	+0.838	10:34:07.218
5	1:05.897	+0.728	10:35:13.115
6	1:05.169	-	10:36:18.284
7	1:05.654	+0.485	10:37:23.938
8	1:05.471	+0.302	10:38:29.409

Best Tm: 1:05.169

(99) Gordon MANN

1	1:15.495	+10.363	10:30:52.611
2	1:09.520	+4.388	10:32:02.131
3	1:06.642	+1.510	10:33:08.773
4	1:05.132	-	10:34:13.905
5	1:05.620	+0.488	10:35:19.525
6	1:05.931	+0.799	10:36:25.456
7	1:05.263	+0.131	10:37:30.719
8	1:05.192	+0.060	10:38:35.911

Best Tm: 1:05.132

(88) Jason OGG

1	1:14.058	+9.036	10:30:51.738
2	1:07.830	+2.808	10:31:59.568
3	1:09.708	+4.686	10:33:09.276
4	1:07.014	+1.992	10:34:16.290
5	1:05.632	+0.610	10:35:21.922
6	1:06.418	+1.396	10:36:28.340
7	1:05.022	-	10:37:33.362
8	1:05.176	+0.154	10:38:38.538

Best Tm: 1:05.022

(60) Michael HOGG

1	1:15.563	+8.465	10:30:54.176
2	1:10.595	+3.497	10:32:04.771
3	1:09.043	+1.945	10:33:13.814
4	1:07.098	-	10:34:20.912
5	1:07.451	+0.353	10:35:28.363
6	1:08.195	+1.097	10:36:36.558
7	1:07.744	+0.646	10:37:44.302
8	1:07.259	+0.161	10:38:51.561

Best Tm: 1:07.098

(37) Rory BRYANT

1	1:12.408	-	10:30:50.629
---	----------	---	--------------

Best Tm: 1:12.408

Lap Lap Tm Diff Time of Day

Lap Lap Tm Diff Time of Day

SMRC Opening Race Meeting 2007

Sorted on Laps

Scottish XR2 Championship

Knockhill 1.280 Miles

Race 2 - XR2 First Race

08/04/2007 10:20

Race (10 Laps)

Pos	No.	Name	Make/Model	CC	Class Cc	Laps	Total Tm	Diff	Avg. Speed	Best Tm 1 Lap	
1	2	Andrew WINCHESTER	Ford Fiesta XR2	1600	XRC	5	5:28.169	-	70.208	1:04.469	3
2	3	Peter CRUICKSHANK	Ford Fiesta XR2	1600	XRC	5	5:29.961	+1.792	69.826	1:04.335	3
3	76	Willie DAVIDSON	Ford Fiesta XR2	1600	XRCN	5	5:33.806	+5.637	69.022	1:05.053	3
4	9	Derek McDOUGALL	Ford Fiesat XR2	1600	XRC	5	5:34.123	+5.954	68.957	1:04.902	3
5	99	Scott MORRISON	Ford Fiesta XR2	1600	XRCN	5	5:34.873	+6.704	68.802	1:04.833	3
6	1	Scott FRASER	Ford Fiesta XR2	1600	XRC	5	5:37.661	+9.492	68.234	1:05.130	4
7	6	Alistair FRASER	Ford Fiesta XR2	1600	XRCN	5	5:39.118	+10.949	67.941	1:04.807	4
8	27	Graham WHITEHILL	Ford Fiesta XR2	1600	XRCN	5	5:39.578	+11.409	67.849	1:05.582	4
9	14	Iain FRASER	Ford Fiesta XR2	1600	XRCN	5	5:40.866	+12.697	67.593	1:05.567	5
10	32	Dave COLVILLE	Ford Fiesta XR2	1600	XRC	5	5:41.039	+12.870	67.558	1:05.159	5
11	10	Charlie COPE	Ford Fiesta XR2	1600	XRC	5	5:42.123	+13.954	67.344	1:05.574	5
12	18	Charlie THORNTON	Ford Fiesta XR2	1600	XRC	5	5:46.719	+18.550	66.452	1:06.803	4
13	19	Ian MAUGHAN	Ford Fiesta XR2	1600	XRCN	5	5:46.998	+18.829	66.398	1:06.950	5
14	5	Colin MacKINNON	Ford Fiesta XR2	1600	XRC	5	5:51.298	+23.129	65.585	1:05.014	4
15	66	Donald GRIEVE	Ford Fiesta XR2	1600	N	5	5:56.589	+28.420	64.612	1:08.152	2

Not classified (80% = 4 Laps)

16	33	Callum DRYBURGH	Ford Fiesta XR2	1800	XRCN	3	6:01.100	2 Laps	38.283	1:09.005	3
DNS	39	Stuart WILSON	Ford Fiesta XR2	1600	XRCN	0	----	-	-	----	0
DNS	74	Stewart ELKIN	Ford Fiesta XR2	1600	XRC	0	----	-	-	----	0
DNS	7	Jamie BICKETT	Ford Fiesta XR2	1600		0	----	-	-	----	0
DQ	50	Ross McCOLM	Ford Fiesta XR2	1600	XRCN	5	5:35.006	-	68.775	1:05.019	3

Announcements

Red Flag Lap 6 - Result declared at 5 laps.

Car No. 50 - Not classified.

Margin of Victory	Avg. Speed	Best Lap Tm	Best Spd	Best Lap by
+1.792	70.208	1:04.335	71.625	[3] Peter CRUICKSHANK

Printed: 21/04/2007 22:29:01

1 Motorsports Automatic Race Timing (SMART)

Chief Timekeeper - Ian Sharp

Orbits 3

Clerk of the Course :

www.amb-it.com

Sig.

Time

www.mylaps.com

SMRC Opening Race Meeting 2007

Scottish XR2 Championship

Knockhill 1.280 Miles

Race 2 - XR2 First Race

08/04/2007 10:20

Race (10 Laps)

Lap	Lap Tm	Diff	Time of Day
(2) Andrew WINCHESTER			
1	-:--		10:56:03.719
2	1:04.778	+0.309	10:57:08.497
3	1:04.469	-	10:58:12.966
4	1:04.541	+0.072	10:59:17.507
5	1:04.609	+0.140	11:00:22.116
Best Tm: 1:04.469			

Lap	Lap Tm	Diff	Time of Day
(3) Peter CRUICKSHANK			
1	-:--		10:56:04.706
2	1:05.957	+1.622	10:57:10.663
3	1:04.335	-	10:58:14.998
4	1:04.429	+0.094	10:59:19.427
5	1:04.481	+0.146	11:00:23.908
Best Tm: 1:04.335			

Lap	Lap Tm	Diff	Time of Day
(76) Willie DAVIDSON			
1	-:--		10:56:05.252
2	1:06.050	+0.997	10:57:11.302
3	1:05.053	-	10:58:16.355
4	1:05.355	+0.302	10:59:21.710
5	1:06.043	+0.990	11:00:27.753
Best Tm: 1:05.053			

Lap	Lap Tm	Diff	Time of Day
(9) Derek McDUGALL			
1	-:--		10:56:04.495
2	1:07.380	+2.478	10:57:11.875
3	1:04.902	-	10:58:16.777
4	1:05.326	+0.424	10:59:22.103
5	1:05.967	+1.065	11:00:28.070
Best Tm: 1:04.902			

Lap	Lap Tm	Diff	Time of Day
(99) Scott MORRISON			
1	-:--		10:56:06.537
2	1:06.173	+1.340	10:57:12.710
3	1:04.833	-	10:58:17.543
4	1:05.145	+0.312	10:59:22.688
5	1:06.132	+1.299	11:00:28.820
Best Tm: 1:04.833			

Lap	Lap Tm	Diff	Time of Day
(1) Scott FRASER			
1	-:--		10:56:08.168
2	1:07.549	+2.419	10:57:15.717
3	1:05.324	+0.194	10:58:21.041
4	1:05.130	-	10:59:26.171
5	1:05.437	+0.307	11:00:31.608
Best Tm: 1:05.130			

Lap	Lap Tm	Diff	Time of Day
(6) Alistair FRASER			
1	-:--		10:56:08.415
2	1:07.919	+3.112	10:57:16.334
3	1:05.961	+1.154	10:58:22.295

Lap	Lap Tm	Diff	Time of Day
4	1:04.807	-	10:59:27.102
5	1:05.963	+1.156	11:00:33.065
Best Tm: 1:04.807			

Lap	Lap Tm	Diff	Time of Day
(27) Graham WHITEHILL			
1	-:--		10:56:07.530
2	1:08.338	+2.756	10:57:15.868
3	1:05.738	+0.156	10:58:21.606
4	1:05.582	-	10:59:27.188
5	1:06.337	+0.755	11:00:33.525
Best Tm: 1:05.582			

Lap	Lap Tm	Diff	Time of Day
(14) Iain FRASER			
1	-:--		10:56:09.000
2	1:07.662	+2.095	10:57:16.662
3	1:06.439	+0.872	10:58:23.101
4	1:06.145	+0.578	10:59:29.246
5	1:05.567	-	11:00:34.813
Best Tm: 1:05.567			

Lap	Lap Tm	Diff	Time of Day
(32) Dave COLVILLE			
1	-:--		10:56:10.792
2	1:06.843	+1.684	10:57:17.635
3	1:06.127	+0.968	10:58:23.762
4	1:06.065	+0.906	10:59:29.827
5	1:05.159	-	11:00:34.986
Best Tm: 1:05.159			

Lap	Lap Tm	Diff	Time of Day
(10) Charlie COPE			
1	-:--		10:56:08.045
2	1:08.221	+2.647	10:57:16.266
3	1:06.334	+0.760	10:58:22.600
4	1:07.896	+2.322	10:59:30.496
5	1:05.574	-	11:00:36.070
Best Tm: 1:05.574			

Lap	Lap Tm	Diff	Time of Day
(18) Charlie THORNTON			
1	-:--		10:56:11.243
2	1:07.957	+1.154	10:57:19.200
3	1:06.815	+0.012	10:58:26.015
4	1:06.803	-	10:59:32.818
5	1:07.848	+1.045	11:00:40.666
Best Tm: 1:06.803			

Lap	Lap Tm	Diff	Time of Day
(19) Ian MAUGHAN			
1	-:--		10:56:12.054
2	1:07.932	+0.982	10:57:19.986
3	1:06.971	+0.021	10:58:26.957
4	1:07.038	+0.088	10:59:33.995
5	1:06.950	-	11:00:40.945
Best Tm: 1:06.950			

Lap	Lap Tm	Diff	Time of Day
(5) Colin MacKINNON			

Lap	Lap Tm	Diff	Time of Day
1	-:--		10:56:05.638
2	1:06.686	+1.672	10:57:12.324
3	1:05.040	+0.026	10:58:17.364
4	1:05.014	-	10:59:22.378
5	1:22.867	+17.853	11:00:45.245
Best Tm: 1:05.014			

Lap	Lap Tm	Diff	Time of Day
(66) Donald GRIEVE			
1	-:--		10:56:12.795
2	1:08.152	-	10:57:20.947
3	1:09.182	+1.030	10:58:30.129
4	1:09.460	+1.308	10:59:39.589
5	1:10.947	+2.795	11:00:50.536
Best Tm: 1:08.152			

Lap	Lap Tm	Diff	Time of Day
(33) Callum DRYBURGH			
1	-:--		10:58:36.671
2	1:09.371	+0.366	10:59:46.042
3	1:09.005	-	11:00:55.047
Best Tm: 1:09.005			

Lap	Lap Tm	Diff	Time of Day
(39) Stuart WILSON			
Best Tm: -:--			

Lap	Lap Tm	Diff	Time of Day
(74) Stewart ELKIN			
Best Tm: -:--			

Lap	Lap Tm	Diff	Time of Day
(7) Jamie BICKETT			
Best Tm: -:--			

Lap	Lap Tm	Diff	Time of Day
(50) Ross McCOLM			
1	-:--		10:56:06.051
2	1:06.978	+1.959	10:57:13.029
3	1:05.019	-	10:58:18.048
4	1:05.342	+0.323	10:59:23.390
5	1:05.563	+0.544	11:00:28.953
Best Tm: 1:05.019			

SMRC Opening Race Meeting 2007

Sorted on Laps

SMRC Formula Ford Championship

Knockhill 1.280 Miles

Race 3 - FF1600 First Race

08/04/2007 10:40

Race (10 Laps)

Pos	No.	Name	Make/Model	CC	Class	Laps	Total Tm	Diff	Avg. Speed	Best Tm 1 Lap	Laps
1	9	Geordie TAYLOR	Reynard	1600	FF16B	10	9:43.413	-	78.983	57.173	9
2	8	Louis Di RESTA	Van Diemen	1600	FF16A	10	9:45.059	+1.646	78.761	57.354	9
3	16	Robert THOMSON	Van Diemen	1600	FF16A	10	9:52.078	+8.665	77.828	58.300	4
4	5	Stuart THORBURN	Van Diemen	1800	FF16A	10	9:56.306	+12.893	77.276	57.647	9
5	2	Willie HOURIE	Van Diemen	1600	FF16A	10	9:56.775	+13.362	77.215	58.133	5
6	27	Richard BRAND	Swift	1600	FF16A	10	9:57.680	+14.267	77.098	58.225	7
7	22	Elliot MASON	Van Diemen	1600	FF16A	10	9:57.986	+14.573	77.059	57.592	7
8	10	Angus GEDDES	Van Diemen	1600	FF16B	10	10:01.806	+18.393	76.570	58.689	7
9	4	Graham LEGGET	Crossle	1600	FF16B	10	10:02.481	+19.068	76.484	58.328	7
10	7	Craig BRUNTON	Van Diemen	1600	FF16A	10	10:05.656	+22.243	76.083	58.503	9
11	70	David THORBURN	Van Diemen	1600	FF16A	10	10:06.251	+22.838	76.008	57.932	9
12	46	Martin PIERACCINI	Van Diemen	1600	FF16B	10	10:13.257	+29.844	75.140	58.694	6
13	91	David ROBERTSON	Van Diemen	1600	FF16B	10	10:15.407	+31.994	74.877	59.354	9
14	33	Graham CARROLL	Van Diemen	1600	FF16A	10	10:19.386	+35.973	74.396	58.291	10
15	14	Colin TURNER	Swift SC93	1600	FF16A	10	10:19.495	+36.082	74.383	59.369	8
16	61	Barry SMITH	Lotus 61M	1600	FF16B	10	10:22.122	+38.709	74.069	1:00.097	8
17	6	Ian THOMAS	Swift	1600	FF16A	10	10:27.398	+43.985	73.446	1:00.316	8
18	42	Roy MacGREGOR	Van Diemen	1600	FF16B	10	10:28.325	+44.912	73.338	1:00.729	6
19	11	Kyle MURCHIE	Van Diemen	1600	FF16B	9	9:57.323	1 Lap	69.430	1:03.123	8

Not classified (80% = 8 Laps)

20	78	David HEADEN	Swift	1600	FF16A	4	9:59.812	6 Laps	30.730	1:04.156	3
DNF	3	Adrian HAMILTON	Van Diemen	1600	FF16A	8	8:15.342	-	74.421	59.166	7
DNF	12	David KERR	Van Diemen	1600	FF16A	5	4:58.276	-	77.244	58.170	4
DNF	21	Alan KIRKCALDY	Van Diemen	1600	FF16A	5	5:01.294	-	76.470	57.332	4

Announcements

New Track Record (57.173) for SMRC FF1600 (B) by Geordie TAYLOR.
 New Track Record (57.332) for SMRC FF1600 (A) by Alan KIRKCALDY.

Margin of Victory	Avg. Speed	Best Lap Tm	Best Spd	Best Lap by
+1.646	78.983	57.173	80.597	[9] Geordie TAYLOR

Printed: 08/04/2007 18:56:14

© Motorsports Automatic Race Timing (SMART)

Chief Timekeeper - Ian Sharp

Orbits 3

Clerk of the Course :

www.amb-it.com

Sig.

Time

www.mylaps.com

SMRC Opening Race Meeting 2007

SMRC Formula Ford Championship

Knockhill 1.280 Miles

Race 3 - FF1600 First Race

08/04/2007 10:40

Race (10 Laps)

Lap	Lap Tm	Diff	Time of Day
(9) Geordie TAYLOR			
1	-:--		11:18:25.591
2	58.348	+1.175	11:19:23.939
3	57.693	+0.520	11:20:21.632
4	58.045	+0.872	11:21:19.677
5	58.010	+0.837	11:22:17.687
6	57.938	+0.765	11:23:15.625
7	58.657	+1.484	11:24:14.282
8	58.872	+1.699	11:25:13.154
9	57.173	-	11:26:10.327
10	57.935	+0.762	11:27:08.262
Best Tm: 57.173			

Lap	Lap Tm	Diff	Time of Day
(8) Louis Di RESTA			
1	-:--		11:18:27.772
2	58.833	+1.479	11:19:26.605
3	58.022	+0.668	11:20:24.627
4	58.851	+1.497	11:21:23.478
5	57.822	+0.468	11:22:21.300
6	57.846	+0.492	11:23:19.146
7	58.159	+0.805	11:24:17.305
8	57.489	+0.135	11:25:14.794
9	57.354	-	11:26:12.148
10	57.760	+0.406	11:27:09.908
Best Tm: 57.354			

Lap	Lap Tm	Diff	Time of Day
(16) Robert THOMSON			
1	-:--		11:18:27.579
2	58.966	+0.666	11:19:26.545
3	58.666	+0.366	11:20:25.211
4	58.300	-	11:21:23.511
5	59.653	+1.353	11:22:23.164
6	58.391	+0.091	11:23:21.555
7	58.624	+0.324	11:24:20.179
8	58.648	+0.348	11:25:18.827
9	58.738	+0.438	11:26:17.565
10	59.362	+1.062	11:27:16.927
Best Tm: 58.300			

Lap	Lap Tm	Diff	Time of Day
(5) Stuart THORBURN			
1	-:--		11:18:31.349
2	1:00.926	+3.279	11:19:32.275
3	58.636	+0.989	11:20:30.911
4	59.342	+1.695	11:21:30.253
5	58.543	+0.896	11:22:28.796
6	58.114	+0.467	11:23:26.910
7	57.951	+0.304	11:24:24.861
8	57.789	+0.142	11:25:22.650
9	57.647	-	11:26:20.297
10	1:00.858	+3.211	11:27:21.155
Best Tm: 57.647			

Lap	Lap Tm	Diff	Time of Day
(2) Willie HOURIE			
1	-:--		11:18:29.209
2	59.132	+0.999	11:19:28.341
3	58.666	+0.533	11:20:27.007

Lap	Lap Tm	Diff	Time of Day
4	58.598	+0.465	11:21:25.605
5	58.133	-	11:22:23.738
6	59.612	+1.479	11:23:23.350
7	58.636	+0.503	11:24:21.986
8	59.083	+0.950	11:25:21.069
9	59.195	+1.062	11:26:20.264
10	1:01.360	+3.227	11:27:21.624
Best Tm: 58.133			

Lap	Lap Tm	Diff	Time of Day
(27) Richard BRAND			
1	-:--		11:18:30.762
2	1:00.481	+2.256	11:19:31.243
3	59.283	+1.058	11:20:30.526
4	59.090	+0.865	11:21:29.616
5	59.836	+1.611	11:22:29.452
6	58.636	+0.411	11:23:28.088
7	58.225	-	11:24:26.313
8	58.285	+0.060	11:25:24.598
9	59.066	+0.841	11:26:23.664
10	58.865	+0.640	11:27:22.529
Best Tm: 58.225			

Lap	Lap Tm	Diff	Time of Day
(22) Elliot MASON			
1	-:--		11:18:31.015
2	1:00.979	+3.387	11:19:31.994
3	59.205	+1.613	11:20:31.199
4	59.983	+2.391	11:21:31.182
5	58.500	+0.908	11:22:29.682
6	59.272	+1.680	11:23:28.954
7	57.592	-	11:24:26.546
8	58.985	+1.393	11:25:25.531
9	58.802	+1.210	11:26:24.333
10	58.502	+0.910	11:27:22.835
Best Tm: 57.592			

Lap	Lap Tm	Diff	Time of Day
(10) Angus GEDDES			
1	-:--		11:18:30.677
2	1:00.247	+1.558	11:19:30.924
3	59.930	+1.241	11:20:30.854
4	1:00.550	+1.861	11:21:31.404
5	59.291	+0.602	11:22:30.695
6	59.089	+0.400	11:23:29.784
7	58.689	-	11:24:28.473
8	58.988	+0.299	11:25:27.461
9	58.962	+0.273	11:26:26.423
10	1:00.232	+1.543	11:27:26.655
Best Tm: 58.689			

Lap	Lap Tm	Diff	Time of Day
(4) Graham LEGGET			
1	-:--		11:18:30.533
2	59.889	+1.561	11:19:30.422
3	58.538	+0.210	11:20:28.960
4	1:05.856	+7.528	11:21:34.816
5	58.613	+0.285	11:22:33.429
6	58.815	+0.487	11:23:32.244
7	58.328	-	11:24:30.572
8	58.865	+0.537	11:25:29.437
9	59.145	+0.817	11:26:28.582

Lap	Lap Tm	Diff	Time of Day
10	58.748	+0.420	11:27:27.330
Best Tm: 58.328			

Lap	Lap Tm	Diff	Time of Day
(7) Craig BRUNTON			
1	-:--		11:18:33.472
2	1:02.897	+4.394	11:19:36.369
3	59.514	+1.011	11:20:35.883
4	59.998	+1.495	11:21:35.881
5	59.236	+0.733	11:22:35.117
6	59.561	+1.058	11:23:34.678
7	59.242	+0.739	11:24:33.920
8	59.073	+0.570	11:25:32.993
9	58.503	-	11:26:31.496
10	59.009	+0.506	11:27:30.505
Best Tm: 58.503			

Lap	Lap Tm	Diff	Time of Day
(70) David THORBURN			
1	-:--		11:18:38.136
2	1:01.608	+3.676	11:19:39.744
3	59.529	+1.597	11:20:39.273
4	1:00.268	+2.336	11:21:39.541
5	59.207	+1.275	11:22:38.748
6	58.901	+0.969	11:23:37.649
7	58.375	+0.443	11:24:36.024
8	58.347	+0.415	11:25:34.371
9	57.932	-	11:26:32.303
10	58.797	+0.865	11:27:31.100
Best Tm: 57.932			

Lap	Lap Tm	Diff	Time of Day
(46) Martin PIERACCINI			
1	-:--		11:18:33.797
2	1:02.034	+3.340	11:19:35.831
3	59.365	+0.671	11:20:35.196
4	59.971	+1.277	11:21:35.167
5	58.950	+0.256	11:22:34.117
6	58.694	-	11:23:32.811
7	1:06.892	+8.198	11:24:39.703
8	1:00.343	+1.649	11:25:40.046
9	59.222	+0.528	11:26:39.268
10	58.838	+0.144	11:27:38.106
Best Tm: 58.694			

Lap	Lap Tm	Diff	Time of Day
(91) David ROBERTSON			
1	-:--		11:18:35.183
2	1:02.203	+2.849	11:19:37.386
3	1:00.666	+1.312	11:20:38.052
4	1:01.221	+1.867	11:21:39.273
5	1:01.432	+2.078	11:22:40.705
6	1:00.887	+1.533	11:23:41.592
7	59.986	+0.632	11:24:41.578
8	59.563	+0.209	11:25:41.141
9	59.354	-	11:26:40.495
10	59.761	+0.407	11:27:40.256
Best Tm: 59.354			

Lap	Lap Tm	Diff	Time of Day
(33) Graham CARROLL			

SMRC Opening Race Meeting 2007

SMRC Formula Ford Championship

Knockhill 1.280 Miles

Race 3 - FF1600 First Race

08/04/2007 10:40

Race (10 Laps)

Lap	Lap Tm	Diff	Time of Day
1	-:--		11:18:36.496
2	1:04.472	+6.181	11:19:40.968
3	1:03.428	+5.137	11:20:44.396
4	1:01.117	+2.826	11:21:45.513
5	1:00.290	+1.999	11:22:45.803
6	59.662	+1.371	11:23:45.465
7	1:01.417	+3.126	11:24:46.882
8	1:00.213	+1.922	11:25:47.095
9	58.849	+0.558	11:26:45.944
10	58.291	-	11:27:44.235
Best Tm: 58.291			

(14) Colin TURNER

1	-:--		11:18:37.789
2	1:02.340	+2.971	11:19:40.129
3	1:00.266	+0.897	11:20:40.395
4	1:01.746	+2.377	11:21:42.141
5	1:00.475	+1.106	11:22:42.616
6	1:01.405	+2.036	11:23:44.021
7	59.938	+0.569	11:24:43.959
8	59.369	-	11:25:43.328
9	59.881	+0.512	11:26:43.209
10	1:01.135	+1.766	11:27:44.344
Best Tm: 59.369			

(61) Barry SMITH

1	-:--		11:18:36.244
2	1:02.959	+2.862	11:19:39.203
3	1:00.612	+0.515	11:20:39.815
4	1:02.008	+1.911	11:21:41.823
5	1:00.150	+0.053	11:22:41.973
6	1:02.479	+2.382	11:23:44.452
7	1:00.685	+0.588	11:24:45.137
8	1:00.097	-	11:25:45.234
9	1:00.871	+0.774	11:26:46.105
10	1:00.866	+0.769	11:27:46.971
Best Tm: 1:00.097			

(6) Ian THOMAS

1	-:--		11:18:38.632
2	1:03.260	+2.944	11:19:41.892
3	1:01.726	+1.410	11:20:43.618
4	1:01.431	+1.115	11:21:45.049
5	1:01.604	+1.288	11:22:46.653
6	1:01.134	+0.818	11:23:47.787
7	1:00.660	+0.344	11:24:48.447
8	1:00.316	-	11:25:48.763
9	1:01.466	+1.150	11:26:50.229
10	1:02.018	+1.702	11:27:52.247
Best Tm: 1:00.316			

(42) Roy MacGREGOR

1	-:--		11:18:33.423
2	1:02.893	+2.164	11:19:36.316
3	1:01.306	+0.577	11:20:37.622
4	1:04.447	+3.718	11:21:42.069
5	1:01.982	+1.253	11:22:44.051
6	1:00.729	-	11:23:44.780

Lap	Lap Tm	Diff	Time of Day
7	1:01.791	+1.062	11:24:46.571
8	1:01.875	+1.146	11:25:48.446
9	1:02.919	+2.190	11:26:51.365
10	1:01.809	+1.080	11:27:53.174
Best Tm: 1:00.729			

(11) Kyle MURCHIE

1	-:--		11:18:42.024
2	1:06.364	+3.241	11:19:48.388
3	1:06.439	+3.316	11:20:54.827
4	1:05.024	+1.901	11:21:59.851
5	1:04.533	+1.410	11:23:04.384
6	1:03.757	+0.634	11:24:08.141
7	1:06.641	+3.518	11:25:14.782
8	1:03.123	-	11:26:17.905
9	1:04.267	+1.144	11:27:22.172
Best Tm: 1:03.123			

(78) David HEADEN

1	-:--		11:20:10.280
2	5:04.753	+4:00.597	11:25:15.033
3	1:04.156	-	11:26:19.189
4	1:05.472	+1.316	11:27:24.661
Best Tm: 1:04.156			

(3) Adrian HAMILTON

1	-:--		11:18:37.199
2	1:00.965	+1.799	11:19:38.164
3	1:00.705	+1.539	11:20:38.869
4	1:01.262	+2.096	11:21:40.131
5	1:00.161	+0.995	11:22:40.292
6	1:00.777	+1.611	11:23:41.069
7	59.166	-	11:24:40.235
8	59.956	+0.790	11:25:40.191
Best Tm: 59.166			

(12) David KERR

1	-:--		11:18:28.560
2	58.670	+0.500	11:19:27.230
3	59.288	+1.118	11:20:26.518
4	58.170	-	11:21:24.688
5	58.437	+0.267	11:22:23.125
Best Tm: 58.170			

(21) Alan KIRKCALDY

1	-:--		11:18:28.106
2	58.960	+1.628	11:19:27.066
3	59.314	+1.982	11:20:26.380
4	57.332	-	11:21:23.712
5	1:02.431	+5.099	11:22:26.143
Best Tm: 57.332			

SMRC Opening Race Meeting 2007

Sorted on Laps

Smarty.com Mini Cooper Cup

Knockhill 1.280 Miles

Race 4 - Mini Cooper First Race

08/04/2007 11:00

Race (10 Laps)

Pos	No.	Name	Make/Model	CC	Class Cc	Laps	Total Tm	Diff	Avg. Speed	Best Tm 1 Lap	Lap
1	7	Vic COVEY Jnr	Mini Cooper	1600	SM	10	10:48.926	-	71.010	1:04.096	6
2	15	Ian MILTON	Mini Cooper	1600	SMN	10	10:50.881	+1.955	70.796	1:04.222	6
3	2	Paul WILSON	Mini Cooper	1600	SM	10	10:57.146	+8.220	70.121	1:04.305	4
4	1	Gillian SHEDDEN	Mini Cooper	1600	SM	10	11:02.382	+13.456	69.567	1:05.148	3
5	16	Kenneth THIRWALL	Mini Cooper	1600	SMN	10	11:03.499	+14.573	69.450	1:04.755	8
6	8	Jordan GRONKOWSKI	Mini Cooper	1600	SMN	10	11:08.224	+19.298	68.959	1:04.789	5
7	5	Michael ROWAN	Mini Cooper	1600	SMN	10	11:11.311	+22.385	68.642	1:05.100	8
8	3	Glynn GEDDIE	Mini Cooper	1600	SMN	10	11:11.401	+22.475	68.633	1:04.948	2
9	4	Gilbert GROSSETT	Mini Cooper	1600	SMN	10	11:11.669	+22.743	68.605	1:05.223	9
10	10	Scott CALDOW	Mini Cooper	1600	SMN	10	11:22.840	+33.914	67.483	1:06.411	8
Not classified (80% = 8 Laps)											
DNF	9	John BARRIE	Mini Cooper	1600	SMN	3	3:24.780	-	67.507	1:05.421	3
DNF	17	Mark DRYDEN	Mini Cooper	1600	SM	0	----	-	-	----	0

Margin of Victory	Avg. Speed	Best Lap Tm	Best Spd	Best Lap by
+1.955	71.010	1:04.096	71.892	[7] Vic COVEY Jnr

Printed: 08/04/2007 19:34:01

1 Motorsports Automatic Race Timing (SMART)

Chief Timekeeper - Ian Sharp

Orbits 3

Clerk of the Course :

www.amb-it.com

Sig.

Time

www.mylaps.com

SMRC Opening Race Meeting 2007

Smarty.com Mini Cooper Cup

Knockhill 1.280 Miles

Race 4 - Mini Cooper First Race

08/04/2007 11:00

Race (10 Laps)

Lap	Lap Tm	Diff	Time of Day
(7) Vic COVEY Jnr			
1	-:--		11:44:06.667
2	1:04.817	+0.721	11:45:11.484
3	1:04.586	+0.490	11:46:16.070
4	1:04.255	+0.159	11:47:20.325
5	1:04.501	+0.405	11:48:24.826
6	1:04.096	-	11:49:28.922
7	1:04.344	+0.248	11:50:33.266
8	1:04.552	+0.456	11:51:37.818
9	1:04.263	+0.167	11:52:42.081
10	1:04.683	+0.587	11:53:46.764
Best Tm: 1:04.096			

Lap	Lap Tm	Diff	Time of Day
(15) Ian MILTON			
1	-:--		11:44:07.246
2	1:04.840	+0.618	11:45:12.086
3	1:04.583	+0.361	11:46:16.669
4	1:04.507	+0.285	11:47:21.176
5	1:04.584	+0.362	11:48:25.760
6	1:04.222	-	11:49:29.982
7	1:04.445	+0.223	11:50:34.427
8	1:05.165	+0.943	11:51:39.592
9	1:04.458	+0.236	11:52:44.050
10	1:04.669	+0.447	11:53:48.719
Best Tm: 1:04.222			

Lap	Lap Tm	Diff	Time of Day
(2) Paul WILSON			
1	-:--		11:44:06.228
2	1:05.051	+0.746	11:45:11.279
3	1:04.446	+0.141	11:46:15.725
4	1:04.305	-	11:47:20.030
5	1:05.221	+0.916	11:48:25.251
6	1:04.413	+0.108	11:49:29.664
7	1:04.623	+0.318	11:50:34.287
8	1:06.247	+1.942	11:51:40.534
9	1:04.834	+0.529	11:52:45.368
10	1:09.616	+5.311	11:53:54.984
Best Tm: 1:04.305			

Lap	Lap Tm	Diff	Time of Day
(1) Gillian SHEDDEN			
1	-:--		11:44:08.071
2	1:05.971	+0.823	11:45:14.042
3	1:05.148	-	11:46:19.190
4	1:05.594	+0.446	11:47:24.784
5	1:05.942	+0.794	11:48:30.726
6	1:07.816	+2.668	11:49:38.542
7	1:05.493	+0.345	11:50:44.035
8	1:05.541	+0.393	11:51:49.576
9	1:05.370	+0.222	11:52:54.946
10	1:05.274	+0.126	11:54:00.220
Best Tm: 1:05.148			

Lap	Lap Tm	Diff	Time of Day
(16) Kenneth THIRWALL			
1	-:--		11:44:09.121
2	1:05.385	+0.630	11:45:14.506
3	1:05.444	+0.689	11:46:19.950

Lap	Lap Tm	Diff	Time of Day
4	1:05.274	+0.519	11:47:25.224
5	1:05.513	+0.758	11:48:30.737
6	1:08.024	+3.269	11:49:38.761
7	1:07.102	+2.347	11:50:45.863
8	1:04.755	-	11:51:50.618
9	1:05.106	+0.351	11:52:55.724
10	1:05.613	+0.858	11:54:01.337
Best Tm: 1:04.755			

Lap	Lap Tm	Diff	Time of Day
(8) Jordan GRONKOWSKI			
1	-:--		11:44:10.359
2	1:05.928	+1.139	11:45:16.287
3	1:05.075	+0.286	11:46:21.362
4	1:05.175	+0.386	11:47:26.537
5	1:04.789	-	11:48:31.326
6	1:08.139	+3.350	11:49:39.465
7	1:06.023	+1.234	11:50:45.488
8	1:04.837	+0.048	11:51:50.325
9	1:05.178	+0.389	11:52:55.503
10	1:10.559	+5.770	11:54:06.062
Best Tm: 1:04.789			

Lap	Lap Tm	Diff	Time of Day
(5) Michael ROWAN			
1	-:--		11:44:14.518
2	1:07.647	+2.547	11:45:22.165
3	1:06.793	+1.693	11:46:28.958
4	1:05.394	+0.294	11:47:34.352
5	1:05.637	+0.537	11:48:39.989
6	1:05.355	+0.255	11:49:45.344
7	1:06.002	+0.902	11:50:51.346
8	1:05.100	-	11:51:56.446
9	1:05.658	+0.558	11:53:02.104
10	1:07.045	+1.945	11:54:09.149
Best Tm: 1:05.100			

Lap	Lap Tm	Diff	Time of Day
(3) Glynn GEDDIE			
1	-:--		11:44:10.211
2	1:04.948	-	11:45:15.159
3	1:05.145	+0.197	11:46:20.304
4	1:05.447	+0.499	11:47:25.751
5	1:05.254	+0.306	11:48:31.005
6	1:06.911	+1.963	11:49:37.916
7	1:05.997	+1.049	11:50:43.913
8	1:06.654	+1.706	11:51:50.567
9	1:05.680	+0.732	11:52:56.247
10	1:12.992	+8.044	11:54:09.239
Best Tm: 1:04.948			

Lap	Lap Tm	Diff	Time of Day
(4) Gilbert GROSSETT			
1	-:--		11:44:13.249
2	1:07.282	+2.059	11:45:20.531
3	1:06.042	+0.819	11:46:26.573
4	1:06.458	+1.235	11:47:33.031
5	1:05.711	+0.488	11:48:38.742
6	1:05.692	+0.469	11:49:44.434
7	1:05.794	+0.571	11:50:50.228
8	1:05.560	+0.337	11:51:55.788
9	1:05.223	-	11:53:01.011

Lap	Lap Tm	Diff	Time of Day
10	1:08.496	+3.273	11:54:09.507
Best Tm: 1:05.223			

Lap	Lap Tm	Diff	Time of Day
(10) Scott CALDOW			
1	-:--		11:44:13.041
2	1:09.195	+2.784	11:45:22.236
3	1:08.227	+1.816	11:46:30.463
4	1:07.859	+1.448	11:47:38.322
5	1:07.300	+0.889	11:48:45.622
6	1:07.349	+0.938	11:49:52.971
7	1:07.431	+1.020	11:51:00.402
8	1:06.411	-	11:52:06.813
9	1:07.047	+0.636	11:53:13.860
10	1:06.818	+0.407	11:54:20.678
Best Tm: 1:06.411			

Lap	Lap Tm	Diff	Time of Day
(9) John BARRIE			
1	-:--		11:44:11.625
2	1:05.572	+0.151	11:45:17.197
3	1:05.421	-	11:46:22.618
Best Tm: 1:05.421			

Lap	Lap Tm	Diff	Time of Day
(17) Mark DRYDEN			
Best Tm: -:--			

SMRC Opening Race Meeting 2007

Sorted on Laps

Scottish Classic Sports & Saloons

Knockhill 1.280 Miles

Race 5 - Classics First Race

08/04/2007 11:20

Race (10 Laps)

Pos	No.	Name	Make/Model	CC	Class Cc	Laps	Total Tm	Diff	Avg. Speed	Best Tm	1 Lap
1	2	Olly ROSS	Lotus Europa	1600	CSSB	10	10:29.746	-	73.172	1:01.672	10
2	87	Al FLEMING	Lotus Elan	1558	CSSB	10	10:30.196	+0.450	73.120	1:00.859	10
3	4	Stan BERNARD	Porsche 911	2687	CSSC	10	10:35.915	+6.169	72.463	1:01.555	7
4	5	Matthew GORDON	Porsche 911	2700	CSSC	10	10:47.109	+17.363	71.209	1:02.450	5
5	22	Jim GRANT	Lotus Elan	1600	CSSB	10	10:49.722	+19.976	70.923	1:03.353	9
6	12	Tommy GILMARTIN	BMW 2002	2000	CSSB	10	10:50.424	+20.678	70.846	1:03.340	9
7	66	Ian LONGFORD	Ford Escort	2000	CSSC	10	10:58.539	+28.793	69.973	1:03.543	9
8	6	George LEITCH	Mini Ogle	1300	CSSA	10	11:35.438	1:05.692	66.260	1:08.481	2
9	11	Ian MORTON	MG Midget	1380	CSSA	9	10:40.536	1 Lap	64.746	1:09.862	5
10	10	Colin BEVERAGE	Alfa Sud	1490	CSSB	9	10:47.010	+6.474	64.098	1:10.183	4
11	9	Eoghan MACKIE	Alpine Renault	1550	CSSB	9	10:50.640	+10.104	63.740	1:09.752	5
12	26	Liz SWAN	Renault 8	1397	CSSA	9	11:21.742	+41.206	60.832	1:14.113	2
13	14	Tim REID	Alfa Romeo Guilletta	1598	CSSB	9	11:26.092	+45.556	60.447	1:13.473	8

Announcements

New Track Record (1:00.859) for SMRC Classic S/S (B) by Al FLEMING.

Margin of Victory	Avg. Speed	Best Lap Tm	Best Spd	Best Lap by
+0.450	73.172	1:00.859	75.716	[87] Al FLEMING

Printed: 08/04/2007 19:25:10 Motorsports Automatic Race Timing (SMART)

Chief Timekeeper - Ian Sharp

Orbits 3

Clerk of the Course :

www.amb-it.com

Sig.

Time

www.mylaps.com

SMRC Opening Race Meeting 2007

Scottish Classic Sports & Saloons

Knockhill 1.280 Miles

Race 5 - Classics First Race

08/04/2007 11:20

Race (10 Laps)

Lap	Lap Tm	Diff	Time of Day
(2) Olly ROSS			
1	-:--		12:08:51.048
2	1:01.707	+0.035	12:09:52.755
3	1:02.447	+0.775	12:10:55.202
4	1:02.021	+0.349	12:11:57.223
5	1:03.379	+1.707	12:13:00.602
6	1:03.206	+1.534	12:14:03.808
7	1:02.076	+0.404	12:15:05.884
8	1:03.198	+1.526	12:16:09.082
9	1:02.793	+1.121	12:17:11.875
10	1:01.672	-	12:18:13.547
Best Tm: 1:01.672			

Lap	Lap Tm	Diff	Time of Day
(87) Al FLEMING			
1	-:--		12:08:51.643
2	1:01.878	+1.019	12:09:53.521
3	1:02.108	+1.249	12:10:55.629
4	1:02.107	+1.248	12:11:57.736
5	1:01.869	+1.010	12:12:59.605
6	1:02.553	+1.694	12:14:02.158
7	1:01.450	+0.591	12:15:03.608
8	1:07.192	+6.333	12:16:10.800
9	1:02.338	+1.479	12:17:13.138
10	1:00.859	-	12:18:13.997
Best Tm: 1:00.859			

Lap	Lap Tm	Diff	Time of Day
(4) Stan BERNARD			
1	-:--		12:08:50.009
2	1:01.820	+0.265	12:09:51.829
3	1:02.419	+0.864	12:10:54.248
4	1:01.836	+0.281	12:11:56.084
5	1:01.744	+0.189	12:12:57.828
6	1:03.459	+1.904	12:14:01.287
7	1:01.555	-	12:15:02.842
8	1:09.961	+8.406	12:16:12.803
9	1:03.661	+2.106	12:17:16.464
10	1:03.252	+1.697	12:18:19.716
Best Tm: 1:01.555			

Lap	Lap Tm	Diff	Time of Day
(5) Matthew GORDON			
1	-:--		12:08:53.825
2	1:03.381	+0.931	12:09:57.206
3	1:04.058	+1.608	12:11:01.264
4	1:04.172	+1.722	12:12:05.436
5	1:02.450	-	12:13:07.886
6	1:03.532	+1.082	12:14:11.418
7	1:05.174	+2.724	12:15:16.592
8	1:05.200	+2.750	12:16:21.792
9	1:04.678	+2.228	12:17:26.470
10	1:04.440	+1.990	12:18:30.910
Best Tm: 1:02.450			

Lap	Lap Tm	Diff	Time of Day
(22) Jim GRANT			
1	-:--		12:08:54.641
2	1:03.766	+0.413	12:09:58.407
3	1:03.674	+0.321	12:11:02.081

Lap	Lap Tm	Diff	Time of Day
4	1:04.174	+0.821	12:12:06.255
5	1:03.936	+0.583	12:13:10.191
6	1:04.484	+1.131	12:14:14.675
7	1:06.677	+3.324	12:15:21.352
8	1:03.995	+0.642	12:16:25.347
9	1:03.353	-	12:17:28.700
10	1:04.823	+1.470	12:18:33.523
Best Tm: 1:03.353			

Lap	Lap Tm	Diff	Time of Day
(12) Tommy GILMARTIN			
1	-:--		12:08:54.453
2	1:04.878	+1.538	12:09:59.331
3	1:03.554	+0.214	12:11:02.885
4	1:04.193	+0.853	12:12:07.078
5	1:03.878	+0.538	12:13:10.956
6	1:04.693	+1.353	12:14:15.649
7	1:06.538	+3.198	12:15:22.187
8	1:03.956	+0.616	12:16:26.143
9	1:03.340	-	12:17:29.483
10	1:04.742	+1.402	12:18:34.225
Best Tm: 1:03.340			

Lap	Lap Tm	Diff	Time of Day
(66) Ian LONGFORD			
1	-:--		12:08:52.792
2	1:03.755	+0.212	12:09:56.547
3	1:04.468	+0.925	12:11:01.015
4	1:04.357	+0.814	12:12:05.372
5	1:04.780	+1.237	12:13:10.152
6	1:04.020	+0.477	12:14:14.172
7	1:06.452	+2.909	12:15:20.624
8	1:04.062	+0.519	12:16:24.686
9	1:03.543	-	12:17:28.229
10	1:14.111	+10.568	12:18:42.340
Best Tm: 1:03.543			

Lap	Lap Tm	Diff	Time of Day
(6) George LEITCH			
1	-:--		12:08:58.219
2	1:08.481	-	12:10:06.700
3	1:08.624	+0.143	12:11:15.324
4	1:08.696	+0.215	12:12:24.020
5	1:08.878	+0.397	12:13:32.898
6	1:09.060	+0.579	12:14:41.958
7	1:09.385	+0.904	12:15:51.343
8	1:08.948	+0.467	12:17:00.291
9	1:09.386	+0.905	12:18:09.677
10	1:09.562	+1.081	12:19:19.239
Best Tm: 1:08.481			

Lap	Lap Tm	Diff	Time of Day
(11) Ian MORTON			
1	-:--		12:08:59.114
2	1:11.271	+1.409	12:10:10.385
3	1:10.003	+0.141	12:11:20.388
4	1:10.023	+0.161	12:12:30.411
5	1:09.862	-	12:13:40.273
6	1:10.598	+0.736	12:14:50.871
7	1:10.604	+0.742	12:16:01.475
8	1:12.048	+2.186	12:17:13.523
9	1:10.814	+0.952	12:18:24.337

Lap	Lap Tm	Diff	Time of Day
Best Tm: 1:09.862			
(10) Colin BEVERAGE			
1	-:--		12:09:02.821
2	1:10.818	+0.635	12:10:13.639
3	1:11.942	+1.759	12:11:25.581
4	1:10.183	-	12:12:35.764
5	1:10.478	+0.295	12:13:46.242
6	1:10.595	+0.412	12:14:56.837
7	1:10.335	+0.152	12:16:07.172
8	1:12.352	+2.169	12:17:19.524
9	1:11.287	+1.104	12:18:30.811
Best Tm: 1:10.183			

Lap	Lap Tm	Diff	Time of Day
(9) Eoghan MACKIE			
1	-:--		12:09:04.835
2	1:13.397	+3.645	12:10:18.232
3	1:12.155	+2.403	12:11:30.387
4	1:10.499	+0.747	12:12:40.886
5	1:09.752	-	12:13:50.638
6	1:09.855	+0.103	12:15:00.493
7	1:11.423	+1.671	12:16:11.916
8	1:11.742	+1.990	12:17:23.658
9	1:10.783	+1.031	12:18:34.441
Best Tm: 1:09.752			

Lap	Lap Tm	Diff	Time of Day
(26) Liz SWAN			
1	-:--		12:09:03.532
2	1:14.113	-	12:10:17.645
3	1:16.317	+2.204	12:11:33.962
4	1:14.732	+0.619	12:12:48.694
5	1:16.284	+2.171	12:14:04.978
6	1:14.784	+0.671	12:15:19.762
7	1:16.034	+1.921	12:16:35.796
8	1:14.890	+0.777	12:17:50.686
9	1:14.857	+0.744	12:19:05.543
Best Tm: 1:14.113			

Lap	Lap Tm	Diff	Time of Day
(14) Tim REID			
1	-:--		12:09:07.664
2	1:16.202	+2.729	12:10:23.866
3	1:14.439	+0.966	12:11:38.305
4	1:14.859	+1.386	12:12:53.164
5	1:16.166	+2.693	12:14:09.330
6	1:18.813	+5.340	12:15:28.143
7	1:13.979	+0.506	12:16:42.122
8	1:13.473	-	12:17:55.595
9	1:14.298	+0.825	12:19:09.893
Best Tm: 1:13.473			

SMRC Opening Race Meeting 2007

Sorted on Laps

Scottish Sports & Saloon Championship

Knockhill 1.280 Miles

Race 6 - Sports & Saloons First Race

08/04/2007 11:40

Race (10 Laps)

Pos	No.	Name	Make/Model	CC	Class Cc	Laps	Total Tm	Diff	Avg. Speed	Best Tm	1 Lap
1	71	Robert PRITCHARD	Caterham	2000	SSA	10	9:01.154	-	85.151	53.074	2
2	11	George BREWSTER	Caterham CSR	2800	SSA	10	9:01.466	+0.312	85.102	53.362	6
3	99	Ian COWIE	Caterham	2300	SSA	10	9:36.620	+35.466	79.914	56.210	4
4	78	David HEADEN	Caterham R400	2296	SSA	10	9:38.449	+37.295	79.661	56.243	8
5	7	Charlie SHAW	Ford Focus	2000T	SSA	10	9:58.540	+57.386	76.987	57.468	7
6	54	Andrew MORRISON	MG ZR	1998	SSC	9	9:02.626	1 Lap	76.428	58.477	4
7	5	Gavin CAIRNS	Sylva Striker	2300	SSD	9	9:09.760	+7.134	75.437	59.009	6
8	61	Paul LUTI	MG ZT 520	5000	SSB	9	9:16.192	+13.566	74.564	1:00.630	6
9	63	Peter TADDEI	Caterham	1600	SSE	9	9:37.601	+34.975	71.800	1:02.476	4
10	3	John NATHAN	Ford Escort MK2	2000	SSC	9	9:42.532	+39.906	71.193	1:03.275	7
11	29	Kenny YOUNG	Caterham 7	1588	SSE	9	9:42.873	+40.247	71.151	1:02.805	8
12	28	Sam ARREMBERG	Fisher Fury	919	SSD	8	9:20.170	2 Laps	65.809	1:07.148	3

Not classified

DNF	48	Alan DEAN	Porsche	3200	SSB	6	6:54.366	-	66.724	1:02.498	3
DNF	66	Chris DOHERTY	Ford Escort	2000	SSA	5	5:13.062	-	73.596	53.618	4
DNF	26	Andrew GALLACHER	Ford Fiesta	2000	SSA	2	2:07.954	-	72.026	1:00.626	2

Margin of Victory	Avg. Speed	Best Lap Tm	Best Spd	Best Lap by
+0.312	85.151	53.074	86.822	[71] Robert PRITCHARD

Printed: 16/04/2007 20:02:44

1 Motorsports Automatic Race Timing (SMART)

Chief Timekeeper - Ian Sharp

Orbits 3

Clerk of the Course :

www.amb-it.com

Sig.

Time

www.mylaps.com

SMRC Opening Race Meeting 2007

Scottish Sports & Saloon Championship

Knockhill 1.280 Miles

Race 6 - Sports & Saloons First Race

08/04/2007 11:40

Race (10 Laps)

Lap	Lap Tm	Diff	Time of Day
(71) Robert PRITCHARD			
1	-:--		12:28:42.063
2	53.074	-	12:29:35.137
3	53.164	+0.090	12:30:28.301
4	53.539	+0.465	12:31:21.840
5	53.581	+0.507	12:32:15.421
6	54.021	+0.947	12:33:09.442
7	54.787	+1.713	12:34:04.229
8	53.564	+0.490	12:34:57.793
9	54.941	+1.867	12:35:52.734
10	53.901	+0.827	12:36:46.635
Best Tm: 53.074			

Lap	Lap Tm	Diff	Time of Day
(11) George BREWSTER			
1	-:--		12:28:41.950
2	53.987	+0.625	12:29:35.937
3	53.430	+0.068	12:30:29.367
4	53.598	+0.236	12:31:22.965
5	53.475	+0.113	12:32:16.440
6	53.362	-	12:33:09.802
7	54.875	+1.513	12:34:04.677
8	53.397	+0.035	12:34:58.074
9	55.108	+1.746	12:35:53.182
10	53.765	+0.403	12:36:46.947
Best Tm: 53.362			

Lap	Lap Tm	Diff	Time of Day
(99) Ian COWIE			
1	-:--		12:28:47.766
2	56.416	+0.206	12:29:44.182
3	57.844	+1.634	12:30:42.026
4	56.210	-	12:31:38.236
5	59.010	+2.800	12:32:37.246
6	57.068	+0.858	12:33:34.314
7	56.603	+0.393	12:34:30.917
8	56.790	+0.580	12:35:27.707
9	57.163	+0.953	12:36:24.870
10	57.231	+1.021	12:37:22.101
Best Tm: 56.210			

Lap	Lap Tm	Diff	Time of Day
(78) David HEADEN			
1	-:--		12:28:46.920
2	57.309	+1.066	12:29:44.229
3	58.110	+1.867	12:30:42.339
4	56.593	+0.350	12:31:38.932
5	59.072	+2.829	12:32:38.004
6	56.668	+0.425	12:33:34.672
7	56.612	+0.369	12:34:31.284
8	56.243	-	12:35:27.527
9	57.199	+0.956	12:36:24.726
10	59.204	+2.961	12:37:23.930
Best Tm: 56.243			

Lap	Lap Tm	Diff	Time of Day
(7) Charlie SHAW			
1	-:--		12:28:53.764
2	59.522	+2.054	12:29:53.286
3	59.626	+2.158	12:30:52.912

Lap	Lap Tm	Diff	Time of Day
4	58.650	+1.182	12:31:51.562
5	1:01.271	+3.803	12:32:52.833
6	57.995	+0.527	12:33:50.828
7	57.468	-	12:34:48.296
8	57.853	+0.385	12:35:46.149
9	58.281	+0.813	12:36:44.430
10	59.591	+2.123	12:37:44.021
Best Tm: 57.468			

Lap	Lap Tm	Diff	Time of Day
(54) Andrew MORRISON			
1	-:--		12:28:51.538
2	1:00.111	+1.634	12:29:51.649
3	59.458	+0.981	12:30:51.107
4	58.477	-	12:31:49.584
5	1:02.256	+3.779	12:32:51.840
6	58.744	+0.267	12:33:50.584
7	59.682	+1.205	12:34:50.266
8	58.796	+0.319	12:35:49.062
9	59.045	+0.568	12:36:48.107
Best Tm: 58.477			

Lap	Lap Tm	Diff	Time of Day
(5) Gavin CAIRNS			
1	-:--		12:28:50.604
2	1:01.582	+2.573	12:29:52.186
3	59.525	+0.516	12:30:51.711
4	59.953	+0.944	12:31:51.664
5	1:00.885	+1.876	12:32:52.549
6	59.009	-	12:33:51.558
7	59.522	+0.513	12:34:51.080
8	59.701	+0.692	12:35:50.781
9	1:04.460	+5.451	12:36:55.241
Best Tm: 59.009			

Lap	Lap Tm	Diff	Time of Day
(61) Paul LUTI			
1	-:--		12:28:50.112
2	1:00.901	+0.271	12:29:51.013
3	1:00.655	+0.025	12:30:51.668
4	1:01.607	+0.977	12:31:53.275
5	1:01.709	+1.079	12:32:54.984
6	1:00.630	-	12:33:55.614
7	1:01.200	+0.570	12:34:56.814
8	1:02.174	+1.544	12:35:58.988
9	1:02.685	+2.055	12:37:01.673
Best Tm: 1:00.630			

Lap	Lap Tm	Diff	Time of Day
(63) Peter TADDEI			
1	-:--		12:28:53.414
2	1:04.459	+1.983	12:29:57.873
3	1:02.491	+0.015	12:31:00.364
4	1:02.476	-	12:32:02.840
5	1:03.320	+0.844	12:33:06.160
6	1:03.137	+0.661	12:34:09.297
7	1:03.721	+1.245	12:35:13.018
8	1:04.253	+1.777	12:36:17.271
9	1:05.811	+3.335	12:37:23.082
Best Tm: 1:02.476			

Lap	Lap Tm	Diff	Time of Day
(3) John NATHAN			
1	-:--		12:28:56.598
2	1:05.278	+2.003	12:30:01.876
3	1:03.374	+0.099	12:31:05.250
4	1:03.824	+0.549	12:32:09.074
5	1:03.284	+0.009	12:33:12.358
6	1:03.666	+0.391	12:34:16.024
7	1:03.275	-	12:35:19.299
8	1:03.650	+0.375	12:36:22.949
9	1:05.064	+1.789	12:37:28.013
Best Tm: 1:03.275			

Lap	Lap Tm	Diff	Time of Day
(29) Kenny YOUNG			
1	-:--		12:28:54.504
2	1:06.321	+3.516	12:30:00.825
3	1:04.805	+2.000	12:31:05.630
4	1:04.026	+1.221	12:32:09.656
5	1:04.280	+1.475	12:33:13.936
6	1:03.624	+0.819	12:34:17.560
7	1:03.196	+0.391	12:35:20.756
8	1:02.805	-	12:36:23.561
9	1:04.793	+1.988	12:37:28.354
Best Tm: 1:02.805			

Lap	Lap Tm	Diff	Time of Day
(28) Sam ARRENERG			
1	-:--		12:28:59.603
2	1:08.259	+1.111	12:30:07.862
3	1:07.148	-	12:31:15.010
4	1:07.517	+0.369	12:32:22.527
5	1:07.952	+0.804	12:33:30.479
6	1:09.385	+2.237	12:34:39.864
7	1:15.492	+8.344	12:35:55.356
8	1:10.295	+3.147	12:37:05.651
Best Tm: 1:07.148			

Lap	Lap Tm	Diff	Time of Day
(48) Alan DEAN			
1	-:--		12:28:55.388
2	1:04.729	+2.231	12:30:00.117
3	1:02.498	-	12:31:02.615
4	1:02.699	+0.201	12:32:05.314
5	1:03.672	+1.174	12:33:08.986
6	1:30.861	+28.363	12:34:39.847
Best Tm: 1:02.498			

Lap	Lap Tm	Diff	Time of Day
(66) Chris DOHERTY			
1	-:--		12:28:43.364
2	1:01.115	+7.497	12:29:44.479
3	53.991	+0.373	12:30:38.470
4	53.618	-	12:31:32.088
5	1:26.455	+32.837	12:32:58.543
Best Tm: 53.618			

Lap	Lap Tm	Diff	Time of Day
(26) Andrew GALLACHER			
1	-:--		12:28:52.809
2	1:00.626	-	12:29:53.435

SMRC Opening Race Meeting 2007


Scottish Sports & Saloon Championship

Knockhill 1.280 Miles

Race 6 - Sports & Saloons First Race

08/04/2007 11:40

Race (10 Laps)



Lap	Lap Tm	Diff	Time of Day
	Best Tm: 1:00.626		

Lap	Lap Tm	Diff	Time of Day
-----	--------	------	-------------

Lap	Lap Tm	Diff	Time of Day
-----	--------	------	-------------

SMRC Opening Race Meeting 2007

Sorted on Laps

Scottish Legends Championship

Knockhill 1.280 Miles

Race 7 - Legends Race 2

08/04/2007 14:00

Race (8 Laps)

Pos	No.	Name	Make/Model	CC	Class Cc	Laps	Total Tm	Diff	Avg. Speed	Best Tm	1 Lap
1	10	Robin DRYSDALE	Ford Coupe	1250	L	8	8:27.455	-	72.645	1:02.290	4
2	22	Benjamin MASON	Ford Sedan	1250	L	8	8:27.502	+0.047	72.638	1:01.233	5
3	69	Gerard McCOSH	Ford Coupe	1250	L	8	8:27.937	+0.482	72.576	1:01.747	4
4	5	Jon Jon HIGGINS	1934 Coupe	1250	L	8	8:29.930	+2.475	72.292	1:01.609	7
5	26	Steve REYNOLDS	Legend	1250	L	8	8:30.195	+2.740	72.255	1:02.306	2
6	68	Carol BROWN	Ford Sedan	1200	L	8	8:32.068	+4.613	71.990	1:01.851	6
7	71	Alasdair THOM	Chevy Sedan	1250	L	8	8:33.203	+5.748	71.831	1:02.449	7
8	28	Frank HYNDS	Legend	1250	L	8	8:34.093	+6.638	71.707	1:02.126	7
9	44	Andrew DONALD	Ford Sedan	1250	L	8	8:38.125	+10.670	71.149	1:03.101	3
10	80	Steve COULL	Legend	1250	L	8	8:38.251	+10.796	71.132	1:02.900	5
11	70	David THORBURN	34 Ford Coupe	1200	L	8	8:40.849	+13.394	70.777	1:03.167	8
12	23	Alisdair GAULD	Legend	1200	L	8	8:52.069	+24.614	69.284	1:04.390	5
13	25	Pat HYNDS	34 Chevy	1250	L	8	8:53.417	+25.962	69.109	1:04.849	4
14	90	Mark LEES	Dodge Coupe	1250	L	8	8:53.556	+26.101	69.091	1:05.149	6
15	37	Rory BRYANT	Ford Sedan	1250	LS	8	8:58.943	+31.488	68.401	1:04.353	6
16	99	Gordon MANN	37 Ford Sedan	1250	LS	8	8:59.455	+32.000	68.336	1:04.992	6
17	6	Ross MARSHALL	Legend	1250	L	8	9:01.167	+33.712	68.119	1:04.656	3
18	60	Michael HOGG	Chevy	1250	LS	8	9:18.908	+51.453	65.957	1:07.219	8

Not classified (80% = 7 Laps)

DNF	88	Jason OGG	34 Chevy Coupe	1250	L	5	5:44.029	-	66.971	1:05.142	2
DNF	46	Colin ATKINSON	Legend	1200	L	4	4:28.787	-	68.575	1:03.827	3

Margin of Victory	Avg. Speed	Best Lap Tm	Best Spd	Best Lap by
+0.047	72.645	1:01.233	75.254	[22] Benjamin MASON

Printed: 08/04/2007 19:28:49

1 Motorsports Automatic Race Timing (SMART)

Chief Timekeeper - Ian Sharp

Orbits 3

Clerk of the Course :

www.amb-it.com

Sig.

Time

www.mylaps.com

SMRC Opening Race Meeting 2007

Scottish Legends Championship

Knockhill 1.280 Miles

Race 7 - Legends Race 2

08/04/2007 14:00

Race (8 Laps)

Lap	Lap Tm	Diff	Time of Day
(10) Robin DRYSDALE			
1	1:08.075	+5.785	13:44:27.451
2	1:02.441	+0.151	13:45:29.892
3	1:02.476	+0.186	13:46:32.368
4	1:02.290	-	13:47:34.658
5	1:02.364	+0.074	13:48:37.022
6	1:02.712	+0.422	13:49:39.734
7	1:03.185	+0.895	13:50:42.919
8	1:02.722	+0.432	13:51:45.641
Best Tm: 1:02.290			

Lap	Lap Tm	Diff	Time of Day
(22) Benjamin MASON			
1	1:09.770	+8.537	13:44:30.664
2	1:02.089	+0.856	13:45:32.753
3	1:01.396	+0.163	13:46:34.149
4	1:01.902	+0.669	13:47:36.051
5	1:01.233	-	13:48:37.284
6	1:02.646	+1.413	13:49:39.930
7	1:03.167	+1.934	13:50:43.097
8	1:02.591	+1.358	13:51:45.688
Best Tm: 1:01.233			

Lap	Lap Tm	Diff	Time of Day
(69) Gerard McCOSH			
1	1:09.383	+7.636	13:44:31.086
2	1:02.062	+0.315	13:45:33.148
3	1:02.248	+0.501	13:46:35.396
4	1:01.747	-	13:47:37.143
5	1:03.071	+1.324	13:48:40.214
6	1:01.820	+0.073	13:49:42.034
7	1:01.756	+0.009	13:50:43.790
8	1:02.333	+0.586	13:51:46.123
Best Tm: 1:01.747			

Lap	Lap Tm	Diff	Time of Day
(5) Jon Jon HIGGINS			
1	1:10.336	+8.727	13:44:32.430
2	1:02.880	+1.271	13:45:35.310
3	1:02.276	+0.667	13:46:37.586
4	1:02.174	+0.565	13:47:39.760
5	1:02.264	+0.655	13:48:42.024
6	1:02.036	+0.427	13:49:44.060
7	1:01.609	-	13:50:45.669
8	1:02.447	+0.838	13:51:48.116
Best Tm: 1:01.609			

Lap	Lap Tm	Diff	Time of Day
(26) Steve REYNOLDS			
1	1:08.885	+6.579	13:44:28.345
2	1:02.306	-	13:45:30.651
3	1:03.101	+0.795	13:46:33.752
4	1:03.371	+1.065	13:47:37.123
5	1:03.155	+0.849	13:48:40.278
6	1:02.652	+0.346	13:49:42.930
7	1:02.343	+0.037	13:50:45.273
8	1:03.108	+0.802	13:51:48.381
Best Tm: 1:02.306			

Lap	Lap Tm	Diff	Time of Day
(68) Carol BROWN			
1	1:11.447	+9.596	13:44:32.568
2	1:03.537	+1.686	13:45:36.105
3	1:02.988	+1.137	13:46:39.093
4	1:01.939	+0.088	13:47:41.032
5	1:02.756	+0.905	13:48:43.788
6	1:01.851	-	13:49:45.639
7	1:02.489	+0.638	13:50:48.128
8	1:02.126	+0.275	13:51:50.254
Best Tm: 1:01.851			

Lap	Lap Tm	Diff	Time of Day
(71) Alasdair THOM			
1	1:08.993	+6.544	13:44:29.627
2	1:03.037	+0.588	13:45:32.664
3	1:03.154	+0.705	13:46:35.818
4	1:03.117	+0.668	13:47:38.935
5	1:03.813	+1.364	13:48:42.748
6	1:03.153	+0.704	13:49:45.901
7	1:02.449	-	13:50:48.350
8	1:03.039	+0.590	13:51:51.389
Best Tm: 1:02.449			

Lap	Lap Tm	Diff	Time of Day
(28) Frank HYNDS			
1	1:10.247	+8.121	13:44:32.947
2	1:03.965	+1.839	13:45:36.912
3	1:02.941	+0.815	13:46:39.853
4	1:02.610	+0.484	13:47:42.463
5	1:02.306	+0.180	13:48:44.769
6	1:02.970	+0.844	13:49:47.739
7	1:02.126	-	13:50:49.865
8	1:02.414	+0.288	13:51:52.279
Best Tm: 1:02.126			

Lap	Lap Tm	Diff	Time of Day
(44) Andrew DONALD			
1	1:09.870	+6.769	13:44:29.705
2	1:03.791	+0.690	13:45:33.496
3	1:03.101	-	13:46:36.597
4	1:03.747	+0.646	13:47:40.344
5	1:03.597	+0.496	13:48:43.941
6	1:04.141	+1.040	13:49:48.082
7	1:04.287	+1.186	13:50:52.369
8	1:03.942	+0.841	13:51:56.311
Best Tm: 1:03.101			

Lap	Lap Tm	Diff	Time of Day
(80) Steve COULL			
1	1:11.562	+8.662	13:44:32.026
2	1:03.618	+0.718	13:45:35.644
3	1:04.297	+1.397	13:46:39.941
4	1:03.333	+0.433	13:47:43.274
5	1:02.900	-	13:48:46.174
6	1:03.270	+0.370	13:49:49.444
7	1:03.623	+0.723	13:50:53.067
8	1:03.370	+0.470	13:51:56.437
Best Tm: 1:02.900			

Lap	Lap Tm	Diff	Time of Day
(70) David THORBURN			

Lap	Lap Tm	Diff	Time of Day
(23) Alisdair GAULD			
1	1:10.939	+7.772	13:44:33.116
2	1:05.075	+1.908	13:45:38.191
3	1:03.810	+0.643	13:46:42.001
4	1:03.769	+0.602	13:47:45.770
5	1:03.290	+0.123	13:48:49.060
6	1:03.583	+0.416	13:49:52.643
7	1:03.225	+0.058	13:50:55.868
8	1:03.167	-	13:51:59.035
Best Tm: 1:03.167			

Lap	Lap Tm	Diff	Time of Day
(23) Alisdair GAULD			
1	1:10.507	+6.117	13:44:34.606
2	1:05.171	+0.781	13:45:39.777
3	1:04.552	+0.162	13:46:44.329
4	1:04.947	+0.557	13:47:49.276
5	1:04.390	-	13:48:53.666
6	1:05.487	+1.097	13:49:59.153
7	1:06.242	+1.852	13:51:05.395
8	1:04.860	+0.470	13:52:10.255
Best Tm: 1:04.390			

Lap	Lap Tm	Diff	Time of Day
(25) Pat HYNDS			
1	1:11.214	+6.365	13:44:32.812
2	1:05.830	+0.981	13:45:38.642
3	1:05.207	+0.358	13:46:43.849
4	1:04.849	-	13:47:48.698
5	1:05.290	+0.441	13:48:53.988
6	1:05.711	+0.862	13:49:59.699
7	1:06.008	+1.159	13:51:05.707
8	1:05.896	+1.047	13:52:11.603
Best Tm: 1:04.849			

Lap	Lap Tm	Diff	Time of Day
(90) Mark LEES			
1	1:11.962	+6.813	13:44:31.890
2	1:05.850	+0.701	13:45:37.740
3	1:06.442	+1.293	13:46:44.182
4	1:05.281	+0.132	13:47:49.463
5	1:05.585	+0.436	13:48:55.048
6	1:05.149	-	13:50:00.197
7	1:06.175	+1.026	13:51:06.372
8	1:05.370	+0.221	13:52:11.742
Best Tm: 1:05.149			

Lap	Lap Tm	Diff	Time of Day
(37) Rory BRYANT			
1	1:13.576	+9.223	13:44:36.823
2	1:05.878	+1.525	13:45:42.701
3	1:07.756	+3.403	13:46:50.457
4	1:05.675	+1.322	13:47:56.132
5	1:05.535	+1.182	13:49:01.667
6	1:04.353	-	13:50:06.020
7	1:05.780	+1.427	13:51:11.800
8	1:05.329	+0.976	13:52:17.129
Best Tm: 1:04.353			

Lap	Lap Tm	Diff	Time of Day
(99) Gordon MANN			

SMRC Opening Race Meeting 2007

Scottish Legends Championship

Knockhill 1.280 Miles

Race 7 - Legends Race 2

08/04/2007 14:00

Race (8 Laps)

Lap	Lap Tm	Diff	Time of Day
1	1:14.100	+9.108	13:44:38.745
2	1:05.618	+0.626	13:45:44.363
3	1:05.502	+0.510	13:46:49.865
4	1:05.813	+0.821	13:47:55.678
5	1:05.483	+0.491	13:49:01.161
6	1:04.992	-	13:50:06.153
7	1:05.479	+0.487	13:51:11.632
8	1:06.009	+1.017	13:52:17.641

Best Tm: 1:04.992

(6) Ross MARSHALL

1	1:11.338	+6.682	13:44:34.128
2	1:04.898	+0.242	13:45:39.026
3	1:04.656	-	13:46:43.682
4	1:06.257	+1.601	13:47:49.939
5	1:05.232	+0.576	13:48:55.171
6	1:05.407	+0.751	13:50:00.578
7	1:04.814	+0.158	13:51:05.392
8	1:13.961	+9.305	13:52:19.353

Best Tm: 1:04.656

(60) Michael HOGG

1	1:15.656	+8.437	13:44:39.343
2	1:07.358	+0.139	13:45:46.701
3	1:07.633	+0.414	13:46:54.334
4	1:07.932	+0.713	13:48:02.266
5	1:10.826	+3.607	13:49:13.092
6	1:09.471	+2.252	13:50:22.563
7	1:07.312	+0.093	13:51:29.875
8	1:07.219	-	13:52:37.094

Best Tm: 1:07.219

(88) Jason OGG

1	1:13.963	+8.821	13:44:38.211
2	1:05.142	-	13:45:43.353
3	1:06.744	+1.602	13:46:50.097
4	1:05.759	+0.617	13:47:55.856
5	1:06.359	+1.217	13:49:02.215

Best Tm: 1:05.142

(46) Colin ATKINSON

1	1:10.422	+6.595	13:44:35.114
2	1:04.001	+0.174	13:45:39.115
3	1:03.827	-	13:46:42.942
4	1:04.031	+0.204	13:47:46.973

Best Tm: 1:03.827

Lap Lap Tm Diff Time of Day

Lap Lap Tm Diff Time of Day

SMRC Opening Race Meeting 2007

Sorted on Laps

Scottish XR2 Championship

Knockhill 1.280 Miles

Race 8 - XR2 Second Race

08/04/2007 14:20

Race (10 Laps)

Pos	No.	Name	Make/Model	CC	Class Cc	Laps	Total Tm	Diff	Avg. Speed	Best Tm	1 Lap
1	3	Peter CRUICKSHANK	Ford Fiesta XR2	1600	XRC	10	10:48.090	-	71.101	1:04.143	10
2	2	Andrew WINCHESTER	Ford Fiesta XR2	1600	XRC	10	10:48.396	+0.306	71.068	1:04.103	10
3	76	Willie DAVIDSON	Ford Fiesta XR2	1600	XRCN	10	10:49.410	+1.320	70.957	1:04.196	9
4	99	Scott MORRISON	Ford Fiesta XR2	1600	XRCN	10	10:50.263	+2.173	70.864	1:04.172	9
5	9	Derek McDUGALL	Ford Fiesat XR2	1600	XRC	10	10:51.038	+2.948	70.779	1:04.146	9
6	6	Alistair FRASER	Ford Fiesta XR2	1600	XRCN	10	11:03.748	+15.658	69.424	1:05.210	7
7	1	Scott FRASER	Ford Fiesta XR2	1600	XRC	10	11:04.279	+16.189	69.368	1:05.032	4
8	14	Iain FRASER	Ford Fiesta XR2	1600	XRCN	10	11:05.015	+16.925	69.292	1:05.170	7
9	32	Dave COLVILLE	Ford Fiesta XR2	1600	XRC	10	11:05.397	+17.307	69.252	1:05.042	8
10	5	Colin MacKINNON	Ford Fiesta XR2	1600	XRC	10	11:05.694	+17.604	69.221	1:04.965	8
11	10	Charlie COPE	Ford Fiesta XR2	1600	XRC	10	11:13.632	+25.542	68.405	1:05.356	9
12	7	Jamie BICKETT	Ford Fiests XR2	1600		10	11:20.668	+32.578	67.698	1:05.011	7
13	19	Ian MAUGHAN	Ford Fiesta XR2	1600	XRCN	10	11:21.922	+33.832	67.574	1:06.406	7
14	33	Callum DRYBURGH	Ford Fiesta XR2	1800	XRCN	10	11:22.678	+34.588	67.499	1:06.529	9
15	18	Charlie THORNTON	Ford Fiesta XR2	1600	XRC	10	11:27.885	+39.795	66.988	1:06.865	7
16	66	Donald GRIEVE	Ford Fiesta XR2	1600	N	10	11:48.769	+1:00.679	65.014	1:08.818	7
17	74	Stewart ELKIN	Ford Fiesta XR2	1600	XRC	10	11:49.280	+1:01.190	64.967	1:08.661	10
18	39	Stuart WILSON	Ford Fiesta XR2	1600	XRCN	9	10:49.950	1 Lap	63.808	1:08.338	8
19	40	Billy McMILLAN Jnr	Ford Fiesta XR2	1600	XRCN	8	11:19.457	2 Laps	54.255	1:10.283	3

Not classified

DNF	27	Graham WHITEHILL	Ford Fiesta XR2	1600	XRCN	4	4:34.217	-	67.217	1:06.946	2
DNS	50	Ross McCOLM	Ford Fiesta XR2	1600	XRCN	0	----	-	-	----	0

Announcements

New Track Record (1:04.172) for SMRC Ford Fiesta (N) by Scott MORRISON.

Margin of Victory	Avg. Speed	Best Lap Tm	Best Spd	Best Lap by
+0.306	71.101	1:04.103	71.884	[2] Andrew WINCHESTER

Printed: 21/04/2007 22:29:21

1 Motorsports Automatic Race Timing (SMART)

Chief Timekeeper - Ian Sharp

Orbits 3

Clerk of the Course :

www.amb-it.com

Sig.

Time

www.mylaps.com

SMRC Opening Race Meeting 2007

Scottish XR2 Championship

Knockhill 1.280 Miles

Race 8 - XR2 Second Race

08/04/2007 14:20

Race (10 Laps)

Lap	Lap Tm	Diff	Time of Day
(3) Peter CRUICKSHANK			
1	-:--		14:05:55.347
2	1:04.602	+0.459	14:06:59.949
3	1:04.997	+0.854	14:08:04.946
4	1:04.328	+0.185	14:09:09.274
5	1:04.560	+0.417	14:10:13.834
6	1:04.332	+0.189	14:11:18.166
7	1:04.237	+0.094	14:12:22.403
8	1:04.801	+0.658	14:13:27.204
9	1:04.605	+0.462	14:14:31.809
10	1:04.143	-	14:15:35.952
Best Tm: 1:04.143			

Lap	Lap Tm	Diff	Time of Day
(2) Andrew WINCHESTER			
1	-:--		14:05:55.501
2	1:04.802	+0.699	14:07:00.303
3	1:04.892	+0.789	14:08:05.195
4	1:04.379	+0.276	14:09:09.574
5	1:04.696	+0.593	14:10:14.270
6	1:04.354	+0.251	14:11:18.624
7	1:04.207	+0.104	14:12:22.831
8	1:04.422	+0.319	14:13:27.253
9	1:04.902	+0.799	14:14:32.155
10	1:04.103	-	14:15:36.258
Best Tm: 1:04.103			

Lap	Lap Tm	Diff	Time of Day
(76) Willie DAVIDSON			
1	-:--		14:05:55.800
2	1:05.213	+1.017	14:07:01.013
3	1:04.804	+0.608	14:08:05.817
4	1:04.523	+0.327	14:09:10.340
5	1:04.426	+0.230	14:10:14.766
6	1:04.467	+0.271	14:11:19.233
7	1:04.679	+0.483	14:12:23.912
8	1:04.933	+0.737	14:13:28.845
9	1:04.196	-	14:14:33.041
10	1:04.231	+0.035	14:15:37.272
Best Tm: 1:04.196			

Lap	Lap Tm	Diff	Time of Day
(99) Scott MORRISON			
1	-:--		14:05:56.565
2	1:05.134	+0.962	14:07:01.699
3	1:04.942	+0.770	14:08:06.641
4	1:04.856	+0.684	14:09:11.497
5	1:04.683	+0.511	14:10:16.180
6	1:04.811	+0.639	14:11:20.991
7	1:04.435	+0.263	14:12:25.426
8	1:04.320	+0.148	14:13:29.746
9	1:04.172	-	14:14:33.918
10	1:04.207	+0.035	14:15:38.125
Best Tm: 1:04.172			

Lap	Lap Tm	Diff	Time of Day
(9) Derek McDUGALL			
1	-:--		14:05:57.590
2	1:04.914	+0.768	14:07:02.504
3	1:04.810	+0.664	14:08:07.314

Lap	Lap Tm	Diff	Time of Day
4	1:04.836	+0.690	14:09:12.150
5	1:04.663	+0.517	14:10:16.813
6	1:04.616	+0.470	14:11:21.429
7	1:04.542	+0.396	14:12:25.971
8	1:04.341	+0.195	14:13:30.312
9	1:04.146	-	14:14:34.458
10	1:04.442	+0.296	14:15:38.900
Best Tm: 1:04.146			

Lap	Lap Tm	Diff	Time of Day
(6) Alistair FRASER			
1	-:--		14:05:59.564
2	1:06.453	+1.243	14:07:06.017
3	1:06.061	+0.851	14:08:12.078
4	1:05.286	+0.076	14:09:17.364
5	1:06.695	+1.485	14:10:24.059
6	1:05.710	+0.500	14:11:29.769
7	1:05.210	-	14:12:34.979
8	1:05.300	+0.090	14:13:40.279
9	1:05.559	+0.349	14:14:45.838
10	1:05.772	+0.562	14:15:51.610
Best Tm: 1:05.210			

Lap	Lap Tm	Diff	Time of Day
(1) Scott FRASER			
1	-:--		14:05:59.664
2	1:07.297	+2.265	14:07:06.961
3	1:06.321	+1.289	14:08:13.282
4	1:05.032	-	14:09:18.314
5	1:06.090	+1.058	14:10:24.404
6	1:05.981	+0.949	14:11:30.385
7	1:05.175	+0.143	14:12:35.560
8	1:05.508	+0.476	14:13:41.068
9	1:05.349	+0.317	14:14:46.417
10	1:05.724	+0.692	14:15:52.141
Best Tm: 1:05.032			

Lap	Lap Tm	Diff	Time of Day
(14) Iain FRASER			
1	-:--		14:05:59.707
2	1:08.680	+3.510	14:07:08.387
3	1:05.547	+0.377	14:08:13.934
4	1:05.182	+0.012	14:09:19.116
5	1:05.696	+0.526	14:10:24.812
6	1:06.292	+1.122	14:11:31.104
7	1:05.170	-	14:12:36.274
8	1:05.493	+0.323	14:13:41.767
9	1:05.580	+0.410	14:14:47.347
10	1:05.530	+0.360	14:15:52.877
Best Tm: 1:05.170			

Lap	Lap Tm	Diff	Time of Day
(32) Dave COLVILLE			
1	-:--		14:05:59.935
2	1:08.720	+3.678	14:07:08.655
3	1:05.776	+0.734	14:08:14.431
4	1:06.041	+0.999	14:09:20.472
5	1:05.133	+0.091	14:10:25.605
6	1:06.268	+1.226	14:11:31.873
7	1:05.429	+0.387	14:12:37.302
8	1:05.042	-	14:13:42.344
9	1:05.373	+0.331	14:14:47.717

Lap	Lap Tm	Diff	Time of Day
10	1:05.542	+0.500	14:15:53.259
Best Tm: 1:05.042			

Lap	Lap Tm	Diff	Time of Day
(5) Colin MacKINNON			
1	-:--		14:06:00.376
2	1:08.021	+3.056	14:07:08.397
3	1:05.953	+0.988	14:08:14.350
4	1:05.764	+0.799	14:09:20.114
5	1:05.023	+0.058	14:10:25.137
6	1:06.925	+1.960	14:11:32.062
7	1:05.565	+0.600	14:12:37.627
8	1:04.965	-	14:13:42.592
9	1:05.260	+0.295	14:14:47.852
10	1:05.704	+0.739	14:15:53.556
Best Tm: 1:04.965			

Lap	Lap Tm	Diff	Time of Day
(10) Charlie COPE			
1	-:--		14:06:00.240
2	1:09.010	+3.654	14:07:09.250
3	1:05.808	+0.452	14:08:15.058
4	1:10.650	+5.294	14:09:25.708
5	1:06.611	+1.255	14:10:32.319
6	1:05.755	+0.399	14:11:38.074
7	1:05.606	+0.250	14:12:43.680
8	1:07.029	+1.673	14:13:50.709
9	1:05.356	-	14:14:56.065
10	1:05.429	+0.073	14:16:01.494
Best Tm: 1:05.356			

Lap	Lap Tm	Diff	Time of Day
(7) Jamie BICKETT			
1	-:--		14:06:02.057
2	1:08.172	+3.161	14:07:10.229
3	1:05.052	+0.041	14:08:15.281
4	1:09.824	+4.813	14:09:25.105
5	1:05.187	+0.176	14:10:30.292
6	1:15.111	+10.100	14:11:45.403
7	1:05.011	-	14:12:50.414
8	1:05.097	+0.086	14:13:55.511
9	1:07.516	+2.505	14:15:03.027
10	1:05.503	+0.492	14:16:08.530
Best Tm: 1:05.011			

Lap	Lap Tm	Diff	Time of Day
(19) Ian MAUGHAN			
1	-:--		14:06:02.664
2	1:08.542	+2.136	14:07:11.206
3	1:07.490	+1.084	14:08:18.696
4	1:08.490	+2.084	14:09:27.186
5	1:06.830	+0.424	14:10:34.016
6	1:06.811	+0.405	14:11:40.827
7	1:06.406	-	14:12:47.233
8	1:07.330	+0.924	14:13:54.563
9	1:08.721	+2.315	14:15:03.284
10	1:06.500	+0.094	14:16:09.784
Best Tm: 1:06.406			

Lap	Lap Tm	Diff	Time of Day
(33) Callum DRYBURGH			

SMRC Opening Race Meeting 2007

Scottish XR2 Championship

Knockhill 1.280 Miles

Race 8 - XR2 Second Race

08/04/2007 14:20

Race (10 Laps)

Lap	Lap Tm	Diff	Time of Day
1	-:--		14:06:04.076
2	1:08.406	+1.877	14:07:12.482
3	1:07.664	+1.135	14:08:20.146
4	1:08.262	+1.733	14:09:28.408
5	1:06.952	+0.423	14:10:35.360
6	1:07.523	+0.994	14:11:42.883
7	1:07.750	+1.221	14:12:50.633
8	1:06.809	+0.280	14:13:57.442
9	1:06.529	-	14:15:03.971
10	1:06.569	+0.040	14:16:10.540
Best Tm: 1:06.529			

(18) Charlie THORNTON

1	-:--		14:06:01.331
2	1:08.850	+1.985	14:07:10.181
3	1:07.187	+0.322	14:08:17.368
4	1:07.881	+1.016	14:09:25.249
5	1:07.028	+0.163	14:10:32.277
6	1:07.888	+1.023	14:11:40.165
7	1:06.865	-	14:12:47.030
8	1:07.602	+0.737	14:13:54.632
9	1:13.701	+6.836	14:15:08.333
10	1:07.414	+0.549	14:16:15.747
Best Tm: 1:06.865			

(66) Donald GRIEVE

1	-:--		14:06:06.520
2	1:11.517	+2.699	14:07:18.037
3	1:10.925	+2.107	14:08:28.962
4	1:10.595	+1.777	14:09:39.557
5	1:10.619	+1.801	14:10:50.176
6	1:09.886	+1.068	14:12:00.062
7	1:08.818	-	14:13:08.880
8	1:09.000	+0.182	14:14:17.880
9	1:09.420	+0.602	14:15:27.300
10	1:09.331	+0.513	14:16:36.631
Best Tm: 1:08.818			

(74) Stewart ELKIN

1	-:--		14:06:08.364
2	1:11.476	+2.815	14:07:19.840
3	1:10.357	+1.696	14:08:30.197
4	1:10.031	+1.370	14:09:40.228
5	1:10.444	+1.783	14:10:50.672
6	1:10.160	+1.499	14:12:00.832
7	1:09.353	+0.692	14:13:10.185
8	1:08.965	+0.304	14:14:19.150
9	1:09.331	+0.670	14:15:28.481
10	1:08.661	-	14:16:37.142
Best Tm: 1:08.661			

(39) Stuart WILSON

1	-:--		14:06:26.190
2	1:10.177	+1.839	14:07:36.367
3	1:08.790	+0.452	14:08:45.157
4	1:08.461	+0.123	14:09:53.618
5	1:08.463	+0.125	14:11:02.081
6	1:08.526	+0.188	14:12:10.607

Lap	Lap Tm	Diff	Time of Day
7	1:08.866	+0.528	14:13:19.473
8	1:08.338	-	14:14:27.811
9	1:10.001	+1.663	14:15:37.812
Best Tm: 1:08.338			

(40) Billy McMILLAN Jnr

1	-:--		14:06:28.705
2	1:14.912	+4.629	14:07:43.617
3	1:10.283	-	14:08:53.900
4	1:13.657	+3.374	14:10:07.557
5	1:28.274	+17.991	14:11:35.831
6	1:29.235	+18.952	14:13:05.066
7	1:26.480	+16.197	14:14:31.546
8	1:35.773	+25.490	14:16:07.319
Best Tm: 1:10.283			

(27) Graham WHITEHILL

1	-:--		14:05:58.500
2	1:06.946	-	14:07:05.446
3	1:09.148	+2.202	14:08:14.594
4	1:07.485	+0.539	14:09:22.079
Best Tm: 1:06.946			

(50) Ross McCOLM

Best Tm: -:--

SMRC Opening Race Meeting 2007

Sorted on Laps

SMRC Formula Ford Championship

Knockhill 1.280 Miles

Race 9 - FF1600 Second Race

08/04/2007 14:40

Race (10 Laps)

Pos	No.	Name	Make/Model	CC	Class Cc	Laps	Total Tm	Diff	Avg. Speed	Best Tm 1 Lap	
1	5	Stuart THORBURN	Van Diemen	1800	FF16A	10	9:40.004	-	79.448	57.209	3
2	8	Louis Di RESTA	Van Diemen	1600	FF16A	10	9:40.233	+0.229	79.416	56.912	9
3	22	Elliot MASON	Van Diemen	1600	FF16A	10	9:48.856	+8.852	78.253	57.376	9
4	33	Graham CARROLL	Van Diemen	1600	FF16A	10	9:55.302	+15.298	77.406	57.569	9
5	21	Alan KIRKCALDY	Van Diemen	1600	FF16A	10	9:55.501	+15.497	77.380	57.065	9
6	27	Richard BRAND	Swift	1600	FF16A	10	9:55.535	+15.531	77.376	58.550	8
7	16	Robert THOMSON	Van Diemen	1600	FF16A	10	9:59.222	+19.218	76.900	57.961	4
8	4	Graham LEGGET	Crossle	1600	FF16B	10	10:00.843	+20.839	76.692	58.931	2
9	7	Craig BRUNTON	Van Diemen	1600	FF16A	10	10:00.986	+20.982	76.674	58.954	9
10	9	Geordie TAYLOR	Reynard	1600	FF16B	10	10:05.681	+25.677	76.080	57.189	10
11	3	Adrian HAMILTON	Van Diemen	1600	FF16A	10	10:13.268	+33.264	75.138	58.898	8
12	46	Martin PIERACCINI	Van Diemen	1600	FF16B	10	10:13.414	+33.410	75.121	58.888	3
13	91	David ROBERTSON	Van Diemen	1600	FF16B	10	10:13.642	+33.638	75.093	1:00.001	5
14	10	Angus GEDDES	Van Diemen	1600	FF16B	10	10:18.191	+38.187	74.540	58.592	9
15	61	Barry SMITH	Lotus 61M	1600	FF16B	10	10:25.290	+45.286	73.694	1:00.302	10
16	6	Ian THOMAS	Swift	1600	FF16A	10	10:25.701	+45.697	73.645	59.663	9
17	42	Roy MacGREGOR	Van Diemen	1600	FF16B	10	10:34.035	+54.031	72.677	1:00.807	10
18	78	David HEADEN	Swift	1600	FF16A	8	9:41.724	2 Laps	63.370	1:02.308	8
19	2	Willie HOURIE	Van Diemen	1600	FF16A	8	10:23.655	+41.931	59.110	59.247	7

Not classified (80% = 8 Laps)

DNF	11	Kyle MURCHIE	Van Diemen	1600	FF16B	4	4:34.265	-	67.205	1:04.677	2
DNF	70	David THORBURN	Van Diemen	1600	FF16A	1	1:15.641	-	60.919	----	1
DNS	14	Colin TURNER	Swift SC93	1600	FF16A	0	----	-	-	----	0
DNS	12	David KERR	Van Diemen	1600	FF16A	0	----	-	-	----	0

Announcements

New Track Record (56.912) for SMRC FF1600 (A) by Louis Di RESTA.

Margin of Victory	Avg. Speed	Best Lap Tm	Best Spd	Best Lap by
+0.229	79.448	56.912	80.967	[8] Louis Di RESTA

Printed: 08/04/2007 19:23:12

© Motorsports Automatic Race Timing (SMART)

Chief Timekeeper - Ian Sharp

Orbits 3

Clerk of the Course :

www.amb-it.com

Sig.

Time

www.mylaps.com

SMRC Opening Race Meeting 2007

SMRC Formula Ford Championship

Knockhill 1.280 Miles

Race 9 - FF1600 Second Race

08/04/2007 14:40

Race (10 Laps)

Lap	Lap Tm	Diff	Time of Day
(5) Stuart THORBURN			
1	-:--		14:31:52.909
2	57.715	+0.506	14:32:50.624
3	57.209	-	14:33:47.833
4	57.607	+0.398	14:34:45.440
5	57.422	+0.213	14:35:42.862
6	57.647	+0.438	14:36:40.509
7	57.449	+0.240	14:37:37.958
8	57.215	+0.006	14:38:35.173
9	57.280	+0.071	14:39:32.453
10	58.116	+0.907	14:40:30.569
Best Tm: 57.209			

Lap	Lap Tm	Diff	Time of Day
(8) Louis Di RESTA			
1	-:--		14:31:51.617
2	58.002	+1.090	14:32:49.619
3	58.286	+1.374	14:33:47.905
4	57.953	+1.041	14:34:45.858
5	57.662	+0.750	14:35:43.520
6	57.626	+0.714	14:36:41.146
7	57.869	+0.957	14:37:39.015
8	57.585	+0.673	14:38:36.600
9	56.912	-	14:39:33.512
10	57.286	+0.374	14:40:30.798
Best Tm: 56.912			

Lap	Lap Tm	Diff	Time of Day
(22) Elliot MASON			
1	-:--		14:31:55.667
2	58.694	+1.318	14:32:54.361
3	59.210	+1.834	14:33:53.571
4	58.653	+1.277	14:34:52.224
5	58.040	+0.664	14:35:50.264
6	58.502	+1.126	14:36:48.766
7	57.766	+0.390	14:37:46.532
8	57.844	+0.468	14:38:44.376
9	57.376	-	14:39:41.752
10	57.669	+0.293	14:40:39.421
Best Tm: 57.376			

Lap	Lap Tm	Diff	Time of Day
(33) Graham CARROLL			
1	-:--		14:32:00.078
2	1:00.099	+2.530	14:33:00.177
3	58.759	+1.190	14:33:58.936
4	58.437	+0.868	14:34:57.373
5	58.053	+0.484	14:35:55.426
6	58.168	+0.599	14:36:53.594
7	58.775	+1.206	14:37:52.369
8	57.814	+0.245	14:38:50.183
9	57.569	-	14:39:47.752
10	58.115	+0.546	14:40:45.867
Best Tm: 57.569			

Lap	Lap Tm	Diff	Time of Day
(21) Alan KIRKCALDY			
1	-:--		14:32:04.050
2	59.689	+2.624	14:33:03.739
3	59.267	+2.202	14:34:03.006

Lap	Lap Tm	Diff	Time of Day
4	57.794	+0.729	14:35:00.800
5	57.689	+0.624	14:35:58.489
6	57.695	+0.630	14:36:56.184
7	57.443	+0.378	14:37:53.627
8	58.234	+1.169	14:38:51.861
9	57.065	-	14:39:48.926
10	57.140	+0.075	14:40:46.066
Best Tm: 57.065			

Lap	Lap Tm	Diff	Time of Day
(27) Richard BRAND			
1	-:--		14:31:54.998
2	59.166	+0.616	14:32:54.164
3	59.089	+0.539	14:33:53.253
4	59.048	+0.498	14:34:52.301
5	59.339	+0.789	14:35:51.640
6	59.135	+0.585	14:36:50.775
7	58.589	+0.039	14:37:49.364
8	58.550	-	14:38:47.914
9	59.071	+0.521	14:39:46.985
10	59.115	+0.565	14:40:46.100
Best Tm: 58.550			

Lap	Lap Tm	Diff	Time of Day
(16) Robert THOMSON			
1	-:--		14:31:53.338
2	58.072	+0.111	14:32:51.410
3	58.056	+0.095	14:33:49.466
4	57.961	-	14:34:47.427
5	58.210	+0.249	14:35:45.637
6	58.793	+0.832	14:36:44.430
7	58.977	+1.016	14:37:43.407
8	59.047	+1.086	14:38:42.454
9	58.463	+0.502	14:39:40.917
10	1:08.870	+10.909	14:40:49.787
Best Tm: 57.961			

Lap	Lap Tm	Diff	Time of Day
(4) Graham LEGGET			
1	-:--		14:31:56.887
2	58.931	-	14:32:55.818
3	59.254	+0.323	14:33:55.072
4	59.107	+0.176	14:34:54.179
5	59.110	+0.179	14:35:53.289
6	59.784	+0.853	14:36:53.073
7	59.842	+0.911	14:37:52.915
8	59.807	+0.876	14:38:52.722
9	59.121	+0.190	14:39:51.843
10	59.565	+0.634	14:40:51.408
Best Tm: 58.931			

Lap	Lap Tm	Diff	Time of Day
(7) Craig BRUNTON			
1	-:--		14:31:57.750
2	59.450	+0.496	14:32:57.200
3	59.290	+0.336	14:33:56.490
4	59.720	+0.766	14:34:56.210
5	59.448	+0.494	14:35:55.658
6	59.335	+0.381	14:36:54.993
7	59.100	+0.146	14:37:54.093
8	59.218	+0.264	14:38:53.311
9	58.954	-	14:39:52.265

Lap	Lap Tm	Diff	Time of Day
10	59.286	+0.332	14:40:51.551
Best Tm: 58.954			

Lap	Lap Tm	Diff	Time of Day
(9) Geordie TAYLOR			
1	-:--		14:32:07.699
2	1:01.790	+4.601	14:33:09.489
3	58.678	+1.489	14:34:08.167
4	57.941	+0.752	14:35:06.108
5	57.864	+0.675	14:36:03.972
6	59.971	+2.782	14:37:03.943
7	58.848	+1.659	14:38:02.791
8	58.937	+1.748	14:39:01.728
9	57.329	+0.140	14:39:59.057
10	57.189	-	14:40:56.246
Best Tm: 57.189			

Lap	Lap Tm	Diff	Time of Day
(3) Adrian HAMILTON			
1	-:--		14:32:02.351
2	1:00.568	+1.670	14:33:02.919
3	1:01.233	+2.335	14:34:04.152
4	1:00.156	+1.258	14:35:04.308
5	59.663	+0.765	14:36:03.971
6	1:00.493	+1.595	14:37:04.464
7	59.562	+0.664	14:38:04.026
8	58.898	-	14:39:02.924
9	59.990	+1.092	14:40:02.914
10	1:00.919	+2.021	14:41:03.833
Best Tm: 58.898			

Lap	Lap Tm	Diff	Time of Day
(46) Martin PIERACCINI			
1	-:--		14:32:03.891
2	1:00.811	+1.923	14:33:04.702
3	58.888	-	14:34:03.590
4	1:00.165	+1.277	14:35:03.755
5	59.646	+0.758	14:36:03.401
6	1:00.239	+1.351	14:37:03.640
7	59.611	+0.723	14:38:03.251
8	59.410	+0.522	14:39:02.661
9	1:00.434	+1.546	14:40:03.095
10	1:00.884	+1.996	14:41:03.979
Best Tm: 58.888			

Lap	Lap Tm	Diff	Time of Day
(91) David ROBERTSON			
1	-:--		14:31:59.372
2	1:01.137	+1.136	14:33:00.509
3	1:00.594	+0.593	14:34:01.103
4	1:00.900	+0.899	14:35:02.003
5	1:00.001	-	14:36:02.004
6	1:00.155	+0.154	14:37:02.159
7	1:00.103	+0.102	14:38:02.262
8	1:00.910	+0.909	14:39:03.172
9	1:00.152	+0.151	14:40:03.324
10	1:00.883	+0.882	14:41:04.207
Best Tm: 1:00.001			

Lap	Lap Tm	Diff	Time of Day
(10) Angus GEDDES			

SMRC Opening Race Meeting 2007


SMRC Formula Ford Championship

Knockhill 1.280 Miles

Race 9 - FF1600 Second Race

08/04/2007 14:40

Race (10 Laps)



Lap	Lap Tm	Diff	Time of Day
1	-:--		14:32:11.287
2	1:00.252	+1.660	14:33:11.539
3	59.734	+1.142	14:34:11.273
4	59.736	+1.144	14:35:11.009
5	1:00.529	+1.937	14:36:11.538
6	1:01.363	+2.771	14:37:12.901
7	59.408	+0.816	14:38:12.309
8	59.158	+0.566	14:39:11.467
9	58.592	-	14:40:10.059
10	58.697	+0.105	14:41:08.756
Best Tm: 58.592			

(61) Barry SMITH

1	-:--		14:32:00.980
2	1:01.179	+0.877	14:33:02.159
3	1:02.191	+1.889	14:34:04.350
4	1:01.611	+1.309	14:35:05.961
5	1:01.477	+1.175	14:36:07.438
6	1:03.371	+3.069	14:37:10.809
7	1:02.409	+2.107	14:38:13.218
8	1:01.664	+1.362	14:39:14.882
9	1:00.671	+0.369	14:40:15.553
10	1:00.302	-	14:41:15.855
Best Tm: 1:00.302			

(6) Ian THOMAS

1	-:--		14:32:04.621
2	1:02.214	+2.551	14:33:06.835
3	1:03.117	+3.454	14:34:09.952
4	1:03.541	+3.878	14:35:13.493
5	1:00.864	+1.201	14:36:14.357
6	1:01.506	+1.843	14:37:15.863
7	1:00.033	+0.370	14:38:15.896
8	1:00.370	+0.707	14:39:16.266
9	59.663	-	14:40:15.929
10	1:00.337	+0.674	14:41:16.266
Best Tm: 59.663			

(42) Roy MacGREGOR

1	-:--		14:32:06.278
2	1:02.544	+1.737	14:33:08.822
3	1:04.932	+4.125	14:34:13.754
4	1:01.385	+0.578	14:35:15.139
5	1:02.495	+1.688	14:36:17.634
6	1:02.203	+1.396	14:37:19.837
7	1:01.229	+0.422	14:38:21.066
8	1:01.798	+0.991	14:39:22.864
9	1:00.929	+0.122	14:40:23.793
10	1:00.807	-	14:41:24.600
Best Tm: 1:00.807			

(78) David HEADEN

1	-:--		14:33:12.239
2	1:05.300	+2.992	14:34:17.539
3	1:02.693	+0.385	14:35:20.232
4	1:02.700	+0.392	14:36:22.932
5	1:02.314	+0.006	14:37:25.246
6	1:02.409	+0.101	14:38:27.655

Lap	Lap Tm	Diff	Time of Day
7	1:02.326	+0.018	14:39:29.981
8	1:02.308	-	14:40:32.289

Best Tm: 1:02.308

(2) Willie HOURIE

1	-:--		14:31:57.288
2	1:39.146	+39.899	14:33:36.434
3	2:34.987	+1:35.740	14:36:11.421
4	1:03.736	+4.489	14:37:15.157
5	59.710	+0.463	14:38:14.867
6	59.783	+0.536	14:39:14.650
7	59.247	-	14:40:13.897
8	1:00.323	+1.076	14:41:14.220

Best Tm: 59.247

(11) Kyle MURCHIE

1	-:--		14:32:07.224
2	1:04.677	-	14:33:11.901
3	1:08.008	+3.331	14:34:19.909
4	1:04.921	+0.244	14:35:24.830

Best Tm: 1:04.677

(70) David THORBURN

1	-:--		14:32:06.206
---	------	--	--------------

Best Tm: -:--

(14) Colin TURNER

Best Tm: -:--

(12) David KERR

Best Tm: -:--

SMRC Opening Race Meeting 2007

Sorted on Laps

Smarty.com Mini Cooper Cup

Knockhill 1.280 Miles

Race 10 -Mini Cooper Second Race

08/04/2007 15:00

Race (10 Laps)

Pos	No.	Name	Make/Model	CC	Class Cc	Laps	Total Tm	Diff	Avg. Speed	Best Tm	1 Lap
1	2	Paul WILSON	Mini Cooper	1600	SM	10	10:54.109	-	70.447	1:04.325	3
2	7	Vic COVEY Jnr	Mini Cooper	1600	SM	10	10:58.638	+4.529	69.963	1:04.304	6
3	1	Gillian SHEDDEN	Mini Cooper	1600	SM	10	11:00.794	+6.685	69.734	1:04.955	7
4	16	Kenneth THIRWALL	Mini Cooper	1600	SMN	10	11:00.967	+6.858	69.716	1:04.668	5
5	8	Jordan GRONKOWSKI	Mini Cooper	1600	SMN	10	11:02.091	+7.982	69.598	1:04.725	8
6	15	Ian MILTON	Mini Cooper	1600	SMN	10	11:02.125	+8.016	69.594	1:04.848	8
7	17	Mark DRYDEN	Mini Cooper	1600	SM	10	11:02.656	+8.547	69.538	1:04.220	8
8	9	John BARRIE	Mini Cooper	1600	SMN	10	11:08.693	+14.584	68.911	1:05.082	7
9	5	Michael ROWAN	Mini Cooper	1600	SMN	10	11:10.038	+15.929	68.772	1:05.049	4
10	4	Gilbert GROSSETT	Mini Cooper	1600	SMN	10	11:10.501	+16.392	68.725	1:05.736	6
11	10	Scott CALDOW	Mini Cooper	1600	SMN	10	11:10.906	+16.797	68.683	1:05.529	7
12	3	Glynn GEDDIE	Mini Cooper	1600	SMN	10	11:12.057	+17.948	68.566	1:05.543	4

Margin of Victory	Avg. Speed	Best Lap Tm	Best Spd	Best Lap by
+4.529	70.447	1:04.220	71.753	[17] Mark DRYDEN

Printed: 08/04/2007 19:34:49

1 Motorsports Automatic Race Timing (SMART)

Chief Timekeeper - Ian Sharp

Orbits 3

Clerk of the Course :

www.amb-it.com

Sig.

Time

www.mylaps.com

SMRC Opening Race Meeting 2007

Smarty.com Mini Cooper Cup

Knockhill 1.280 Miles

Race 10 -Mini Cooper Second Race

08/04/2007 15:00

Race (10 Laps)

Lap	Lap Tm	Diff	Time of Day
(2) Paul WILSON			
1	-:--		14:56:41.788
2	2:09.801	+1:05.476	14:58:51.589
3	1:04.325	-	14:59:55.914
4	1:04.760	+0.435	15:01:00.674
5	1:04.407	+0.082	15:02:05.081
6	1:04.448	+0.123	15:03:09.529
7	1:04.521	+0.196	15:04:14.050
8	1:04.422	+0.097	15:05:18.472
9	1:05.171	+0.846	15:06:23.643
Best Tm: 1:04.325			

Lap	Lap Tm	Diff	Time of Day
(7) Vic COVEY Jnr			
1	-:--		14:56:42.108
2	1:06.017	+1.713	14:57:48.125
3	1:05.810	+1.506	14:58:53.935
4	1:05.021	+0.717	14:59:58.956
5	1:05.109	+0.805	15:01:04.065
6	1:04.304	-	15:02:08.369
7	1:05.144	+0.840	15:03:13.513
8	1:05.126	+0.822	15:04:18.639
9	1:05.093	+0.789	15:05:23.732
10	1:04.440	+0.136	15:06:28.172
Best Tm: 1:04.304			

Lap	Lap Tm	Diff	Time of Day
(1) Gillian SHEDDEN			
1	-:--		14:56:40.215
2	1:06.213	+1.258	14:57:46.428
3	1:05.676	+0.721	14:58:52.104
4	1:05.406	+0.451	14:59:57.510
5	1:05.093	+0.138	15:01:02.603
6	1:05.140	+0.185	15:02:07.743
7	1:04.955	-	15:03:12.698
8	1:05.819	+0.864	15:04:18.517
9	1:06.157	+1.202	15:05:24.674
10	1:05.654	+0.699	15:06:30.328
Best Tm: 1:04.955			

Lap	Lap Tm	Diff	Time of Day
(16) Kenneth THIRWALL			
1	-:--		14:56:41.820
2	1:05.916	+1.248	14:57:47.736
3	1:06.189	+1.521	14:58:53.925
4	1:04.744	+0.076	14:59:58.669
5	1:04.668	-	15:01:03.337
6	1:04.815	+0.147	15:02:08.152
7	1:05.145	+0.477	15:03:13.297
8	1:05.185	+0.517	15:04:18.482
9	1:06.379	+1.711	15:05:24.861
10	1:05.640	+0.972	15:06:30.501
Best Tm: 1:04.668			

Lap	Lap Tm	Diff	Time of Day
(8) Jordan GRONKOWSKI			
1	-:--		14:56:40.988
2	1:05.825	+1.100	14:57:46.813
3	1:06.339	+1.614	14:58:53.152
4	1:04.804	+0.079	14:59:57.956

Lap	Lap Tm	Diff	Time of Day
5	1:06.178	+1.453	15:01:04.134
6	1:05.434	+0.709	15:02:09.568
7	1:04.860	+0.135	15:03:14.428
8	1:04.725	-	15:04:19.153
9	1:06.411	+1.686	15:05:25.564
10	1:06.061	+1.336	15:06:31.625
Best Tm: 1:04.725			

Lap	Lap Tm	Diff	Time of Day
(15) Ian MILTON			
1	-:--		14:56:42.169
2	1:07.145	+2.297	14:57:49.314
3	1:05.077	+0.229	14:58:54.391
4	1:04.892	+0.044	14:59:59.283
5	1:04.956	+0.108	15:01:04.239
6	1:04.964	+0.116	15:02:09.203
7	1:04.898	+0.050	15:03:14.101
8	1:04.848	-	15:04:18.949
9	1:06.498	+1.650	15:05:25.447
10	1:06.212	+1.364	15:06:31.659
Best Tm: 1:04.848			

Lap	Lap Tm	Diff	Time of Day
(17) Mark DRYDEN			
1	-:--		14:56:42.985
2	1:06.862	+2.642	14:57:49.847
3	1:05.702	+1.482	14:58:55.549
4	1:04.828	+0.608	15:00:00.377
5	1:05.541	+1.321	15:01:05.918
6	1:05.495	+1.275	15:02:11.413
7	1:04.247	+0.027	15:03:15.660
8	1:04.220	-	15:04:19.880
9	1:05.858	+1.638	15:05:25.738
10	1:06.452	+2.232	15:06:32.190
Best Tm: 1:04.220			

Lap	Lap Tm	Diff	Time of Day
(9) John BARRIE			
1	-:--		14:56:45.017
2	1:06.089	+1.007	14:57:51.106
3	1:06.069	+0.987	14:58:57.175
4	1:05.694	+0.612	15:00:02.869
5	1:05.838	+0.756	15:01:08.707
6	1:05.992	+0.910	15:02:14.699
7	1:05.082	-	15:03:19.781
8	1:06.506	+1.424	15:04:26.287
9	1:05.812	+0.730	15:05:32.099
10	1:06.128	+1.046	15:06:38.227
Best Tm: 1:05.082			

Lap	Lap Tm	Diff	Time of Day
(5) Michael ROWAN			
1	-:--		14:56:41.235
2	1:07.995	+2.946	14:57:49.230
3	1:05.897	+0.848	14:58:55.127
4	1:05.049	-	15:00:00.176
5	1:05.810	+0.761	15:01:05.986
6	1:07.795	+2.746	15:02:13.781
7	1:07.442	+2.393	15:03:21.223
8	1:05.621	+0.572	15:04:26.844
9	1:06.697	+1.648	15:05:33.541
10	1:06.031	+0.982	15:06:39.572

Lap	Lap Tm	Diff	Time of Day
Best Tm: 1:05.049			
(4) Gilbert GROSSETT			
1	-:--		14:56:42.862
2	1:07.642	+1.906	14:57:50.504
3	1:07.360	+1.624	14:58:57.864
4	1:06.024	+0.288	15:00:03.888
5	1:06.231	+0.495	15:01:10.119
6	1:05.736	-	15:02:15.855
7	1:05.737	+0.001	15:03:21.592
8	1:05.752	+0.016	15:04:27.344
9	1:06.403	+0.667	15:05:33.747
10	1:06.288	+0.552	15:06:40.035
Best Tm: 1:05.736			

Lap	Lap Tm	Diff	Time of Day
(10) Scott CALDOW			
1	-:--		14:56:45.286
2	1:07.140	+1.611	14:57:52.426
3	1:06.385	+0.856	14:58:58.811
4	1:05.856	+0.327	15:00:04.667
5	1:06.116	+0.587	15:01:10.783
6	1:06.200	+0.671	15:02:16.983
7	1:05.529	-	15:03:22.512
8	1:05.769	+0.240	15:04:28.281
9	1:06.099	+0.570	15:05:34.380
10	1:06.060	+0.531	15:06:40.440
Best Tm: 1:05.529			

Lap	Lap Tm	Diff	Time of Day
(3) Glynn GEDDIE			
1	-:--		14:56:42.418
2	1:07.624	+2.081	14:57:50.042
3	1:06.183	+0.640	14:58:56.225
4	1:05.543	-	15:00:01.768
5	1:05.603	+0.060	15:01:07.371
6	1:06.349	+0.806	15:02:13.720
7	1:06.154	+0.611	15:03:19.874
8	1:07.086	+1.543	15:04:26.960
9	1:07.428	+1.885	15:05:34.388
10	1:07.203	+1.660	15:06:41.591
Best Tm: 1:05.543			

SMRC Opening Race Meeting 2007

Sorted on Laps

Scottish Classic Sports & Saloons

Knockhill 1.280 Miles

Race 11 - Classics Second Race

08/04/2007 15:20

Race (10 Laps)

Pos	No.	Name	Make/Model	CC	Class Cc	Laps	Total Tm	Diff	Avg. Speed	Best Tm	1 Lap
1	4	Stan BERNARD	Porsche 911	2687	CSSC	10	10:41.544	-	71.827	1:01.785	8
2	2	Olly ROSS	Lotus Europa	1600	CSSB	10	10:47.413	+5.869	71.176	1:01.792	8
3	22	Jim GRANT	Lotus Elan	1600	CSSB	10	10:49.380	+7.836	70.960	1:02.843	9
4	12	Tommy GILMARTIN	BMW 2002	2000	CSSB	10	10:49.859	+8.315	70.908	1:03.169	9
5	5	Matthew GORDON	Porsche 911	2700	CSSC	10	10:50.112	+8.568	70.880	1:02.173	6
6	66	Ian LONGFORD	Ford Escort	2000	CSSC	10	10:51.692	+10.148	70.708	1:03.424	7
7	6	George LEITCH	Mini Ogle	1300	CSSA	10	11:41.405	+59.861	65.697	1:07.408	6
8	11	Ian MORTON	MG Midget	1380	CSSA	10	11:45.191	1:03.647	65.344	1:09.264	5
9	9	Eoghan MACKIE	Alpine Renault	1550	CSSB	9	10:53.347	1 Lap	63.476	1:09.388	7
10	10	Colin BEVERAGE	Alfa Sud	1490	CSSB	9	10:53.579	+0.232	63.454	1:08.870	7
11	26	Liz SWAN	Renault 8	1397	CSSA	9	11:14.010	+20.663	61.530	1:12.501	4
12	14	Tim REID	Alfa Romeo Guiletta	1598	CSSB	9	11:21.624	+28.277	60.843	1:11.460	8

Not classified

DNF	87	AI FLEMING	Lotus Elan	1558	CSSB	9	9:36.954	-	71.881	1:01.836	6
-----	----	------------	------------	------	------	---	----------	---	--------	----------	---

Announcements

New Track Record (1:07.408) for SMRC Classic S/S (A) by George LEITCH.

Margin of Victory	Avg. Speed	Best Lap Tm	Best Spd	Best Lap by
+5.869	71.827	1:01.785	74.581	[4] Stan BERNARD

Printed: 08/04/2007 19:26:19

1 Motorsports Automatic Race Timing (SMART)

Chief Timekeeper - Ian Sharp

Orbits 3

Clerk of the Course :

www.amb-it.com

Sig.

Time

www.mylaps.com

SMRC Opening Race Meeting 2007

Scottish Classic Sports & Saloons

Knockhill 1.280 Miles

Race 11 - Classics Second Race

08/04/2007 15:20

Race (10 Laps)

Lap	Lap Tm	Diff	Time of Day
(4) Stan BERNARD			
1	-:--		15:18:10.229
2	1:04.139	+2.354	15:19:14.368
3	1:05.115	+3.330	15:20:19.483
4	1:02.833	+1.048	15:21:22.316
5	1:03.563	+1.778	15:22:25.879
6	1:03.255	+1.470	15:23:29.134
7	1:03.726	+1.941	15:24:32.860
8	1:01.785	-	15:25:34.645
9	1:01.872	+0.087	15:26:36.517
10	1:02.194	+0.409	15:27:38.711
Best Tm: 1:01.785			

Lap	Lap Tm	Diff	Time of Day
(2) Olly ROSS			
1	-:--		15:18:15.416
2	1:03.168	+1.376	15:19:18.584
3	1:03.854	+2.062	15:20:22.438
4	1:02.338	+0.546	15:21:24.776
5	1:03.954	+2.162	15:22:28.730
6	1:02.113	+0.321	15:23:30.843
7	1:03.931	+2.139	15:24:34.774
8	1:01.792	-	15:25:36.566
9	1:02.473	+0.681	15:26:39.039
10	1:05.541	+3.749	15:27:44.580
Best Tm: 1:01.792			

Lap	Lap Tm	Diff	Time of Day
(22) Jim GRANT			
1	-:--		15:18:10.389
2	1:04.484	+1.641	15:19:14.873
3	1:05.575	+2.732	15:20:20.448
4	1:04.241	+1.398	15:21:24.689
5	1:05.109	+2.266	15:22:29.798
6	1:03.599	+0.756	15:23:33.397
7	1:03.182	+0.339	15:24:36.579
8	1:03.517	+0.674	15:25:40.096
9	1:02.843	-	15:26:42.939
10	1:03.608	+0.765	15:27:46.547
Best Tm: 1:02.843			

Lap	Lap Tm	Diff	Time of Day
(12) Tommy GILMARTIN			
1	-:--		15:18:09.404
2	1:04.491	+1.322	15:19:13.895
3	1:03.727	+0.558	15:20:17.622
4	1:04.636	+1.467	15:21:22.258
5	1:03.387	+0.218	15:22:25.645
6	1:03.872	+0.703	15:23:29.517
7	1:06.212	+3.043	15:24:35.729
8	1:03.469	+0.300	15:25:39.198
9	1:03.169	-	15:26:42.367
10	1:04.659	+1.490	15:27:47.026
Best Tm: 1:03.169			

Lap	Lap Tm	Diff	Time of Day
(5) Matthew GORDON			
1	-:--		15:18:17.187
2	1:04.801	+2.628	15:19:21.988
3	1:03.947	+1.774	15:20:25.935

Lap	Lap Tm	Diff	Time of Day
4	1:03.758	+1.585	15:21:29.693
5	1:03.405	+1.232	15:22:33.098
6	1:02.173	-	15:23:35.271
7	1:03.503	+1.330	15:24:38.774
8	1:03.342	+1.169	15:25:42.116
9	1:02.919	+0.746	15:26:45.035
10	1:02.244	+0.071	15:27:47.279
Best Tm: 1:02.173			

Lap	Lap Tm	Diff	Time of Day
(66) Ian LONGFORD			
1	-:--		15:18:08.311
2	1:05.936	+2.512	15:19:14.247
3	1:05.133	+1.709	15:20:19.380
4	1:04.884	+1.460	15:21:24.264
5	1:06.105	+2.681	15:22:30.369
6	1:04.222	+0.798	15:23:34.591
7	1:03.424	-	15:24:38.015
8	1:03.513	+0.089	15:25:41.528
9	1:03.480	+0.056	15:26:45.008
10	1:03.851	+0.427	15:27:48.859
Best Tm: 1:03.424			

Lap	Lap Tm	Diff	Time of Day
(6) George LEITCH			
1	-:--		15:18:19.589
2	1:10.101	+2.693	15:19:29.690
3	1:08.579	+1.171	15:20:38.269
4	1:08.574	+1.166	15:21:46.843
5	1:08.087	+0.679	15:22:54.930
6	1:07.408	-	15:24:02.338
7	1:07.568	+0.160	15:25:09.906
8	1:08.732	+1.324	15:26:18.638
9	1:08.751	+1.343	15:27:27.389
10	1:11.183	+3.775	15:28:38.572
Best Tm: 1:07.408			

Lap	Lap Tm	Diff	Time of Day
(11) Ian MORTON			
1	-:--		15:18:10.457
2	1:12.056	+2.792	15:19:22.513
3	1:10.199	+0.935	15:20:32.712
4	1:10.473	+1.209	15:21:43.185
5	1:09.264	-	15:22:52.449
6	1:09.972	+0.708	15:24:02.421
7	1:09.278	+0.014	15:25:11.699
8	1:10.113	+0.849	15:26:21.812
9	1:09.600	+0.336	15:27:31.412
10	1:10.946	+1.682	15:28:42.358
Best Tm: 1:09.264			

Lap	Lap Tm	Diff	Time of Day
(9) Eoghan MACKIE			
1	-:--		15:18:21.741
2	1:12.107	+2.719	15:19:33.848
3	1:12.058	+2.670	15:20:45.906
4	1:10.991	+1.603	15:21:56.897
5	1:10.484	+1.096	15:23:07.381
6	1:09.631	+0.243	15:24:17.012
7	1:09.388	-	15:25:26.400
8	1:10.161	+0.773	15:26:36.561
9	1:13.953	+4.565	15:27:50.514

Lap	Lap Tm	Diff	Time of Day
Best Tm: 1:09.388			
(10) Colin BEVERAGE			
1	-:--		15:18:23.257
2	1:11.030	+2.160	15:19:34.287
3	1:12.118	+3.248	15:20:46.405
4	1:11.249	+2.379	15:21:57.654
5	1:10.117	+1.247	15:23:07.771
6	1:10.289	+1.419	15:24:18.060
7	1:08.870	-	15:25:26.930
8	1:11.142	+2.272	15:26:38.072
9	1:12.674	+3.804	15:27:50.746
Best Tm: 1:08.870			

Lap	Lap Tm	Diff	Time of Day
(26) Liz SWAN			
1	-:--		15:18:18.023
2	1:13.979	+1.478	15:19:32.002
3	1:12.959	+0.458	15:20:44.961
4	1:12.501	-	15:21:57.462
5	1:12.772	+0.271	15:23:10.234
6	1:13.011	+0.510	15:24:23.245
7	1:17.870	+5.369	15:25:41.115
8	1:13.478	+0.977	15:26:54.593
9	1:16.584	+4.083	15:28:11.177
Best Tm: 1:12.501			

Lap	Lap Tm	Diff	Time of Day
(14) Tim REID			
1	-:--		15:18:23.595
2	1:17.441	+5.981	15:19:41.036
3	1:15.141	+3.681	15:20:56.177
4	1:13.491	+2.031	15:22:09.668
5	1:13.558	+2.098	15:23:23.226
6	1:17.512	+6.052	15:24:40.738
7	1:13.289	+1.829	15:25:54.027
8	1:11.460	-	15:27:05.487
9	1:13.304	+1.844	15:28:18.791
Best Tm: 1:11.460			

Lap	Lap Tm	Diff	Time of Day
(87) Al FLEMING			
1	-:--		15:18:12.001
2	1:03.424	+1.588	15:19:15.425
3	1:03.100	+1.264	15:20:18.525
4	1:02.711	+0.875	15:21:21.236
5	1:02.308	+0.472	15:22:23.544
6	1:01.836	-	15:23:25.380
7	1:03.105	+1.269	15:24:28.485
8	1:03.024	+1.188	15:25:31.509
9	1:02.612	+0.776	15:26:34.121
Best Tm: 1:01.836			

SMRC Opening Race Meeting 2007

Sorted on Laps

Scottish Sports & Saloon Championship

Knockhill 1.280 Miles

Race 12 - Sports & Saloons Second Race

08/04/2007 15:40

Race (10 Laps)

Pos	No.	Name	Make/Model	CC	Class Cc	Laps	Total Tm	Diff	Avg. Speed	Best Tm	1 Lap
1	71	Robert PRITCHARD	Caterham	2000	SSA	10	9:00.624	-	85.235	53.368	4
2	11	George BREWSTER	Caterham CSR	2800	SSA	10	9:00.855	+0.231	85.198	53.065	4
3	78	David HEADEN	Caterham R400	2296	SSA	10	9:20.294	+19.670	82.243	54.988	10
4	7	Charlie SHAW	Ford Focus	2000T	SSA	10	9:20.943	+20.319	82.147	55.002	2
5	99	Ian COWIE	Caterham	2300	SSA	10	9:22.504	+21.880	81.919	55.343	7
6	54	Andrew MORRISON	MG ZR	1998	SSC	9	9:09.138	1 Lap	75.522	59.489	6
7	61	Paul LUTI	MG ZT 520	5000	SSB	9	9:12.309	+3.171	75.088	59.893	8
8	63	Peter TADDEI	Caterham	1600	SSE	9	9:18.986	+9.848	74.191	1:00.767	6
9	48	Alan DEAN	Porsche	3200	SSB	9	9:29.429	+20.291	72.831	1:02.186	9
10	3	John NATHAN	Ford Escort MK2	2000	SSC	9	9:31.247	+22.109	72.599	1:02.070	9
11	29	Kenny YOUNG	Caterham 7	1588	SSE	9	9:31.929	+22.791	72.512	1:02.041	9
12	28	Sam ARREMBERG	Fisher Fury	919	SSD	8	9:02.672	2 Laps	67.931	1:05.448	7

Not classified

DNS	5	Gavin CAIRNS	Sylva Striker	2300	SSD	0	----	-	-	----	0
DNS	66	Chris DOHERTY	Ford Escort	2000	SSA	0	----	-	-	----	0
DNS	26	Andrew GALLACHER	Ford Fiesta	2000	SSA	0	----	-	-	----	0

Margin of Victory	Avg. Speed	Best Lap Tm	Best Spd	Best Lap by
+0.231	85.235	53.065	86.837	[11] George BREWSTER

Printed: 16/04/2007 20:02:59

1 Motorsports Automatic Race Timing (SMART)

Chief Timekeeper - Ian Sharp

Orbits 3

Clerk of the Course :

www.amb-it.com

Sig.

Time

www.mylaps.com

SMRC Opening Race Meeting 2007

Scottish Sports & Saloon Championship

Knockhill 1.280 Miles

Race 12 - Sports & Saloons Second Race

08/04/2007 15:40

Race (10 Laps)

Lap	Lap Tm	Diff	Time of Day
(71) Robert PRITCHARD			
1	-:--		15:40:02.837
2	53.676	+0.308	15:40:56.513
3	53.718	+0.350	15:41:50.231
4	53.368	-	15:42:43.599
5	54.665	+1.297	15:43:38.264
6	53.847	+0.479	15:44:32.111
7	54.821	+1.453	15:45:26.932
8	53.475	+0.107	15:46:20.407
9	53.674	+0.306	15:47:14.081
10	53.634	+0.266	15:48:07.715
Best Tm: 53.368			

Lap	Lap Tm	Diff	Time of Day
(11) George BREWSTER			
1	-:--		15:40:03.638
2	53.150	+0.085	15:40:56.788
3	53.840	+0.775	15:41:50.628
4	53.065	-	15:42:43.693
5	54.772	+1.707	15:43:38.465
6	54.031	+0.966	15:44:32.496
7	54.989	+1.924	15:45:27.485
8	53.239	+0.174	15:46:20.724
9	53.706	+0.641	15:47:14.430
10	53.516	+0.451	15:48:07.946
Best Tm: 53.065			

Lap	Lap Tm	Diff	Time of Day
(78) David HEADEN			
1	-:--		15:40:05.562
2	55.337	+0.349	15:41:00.899
3	55.441	+0.453	15:41:56.340
4	55.814	+0.826	15:42:52.154
5	55.822	+0.834	15:43:47.976
6	56.624	+1.636	15:44:44.600
7	56.232	+1.244	15:45:40.832
8	55.444	+0.456	15:46:36.276
9	56.121	+1.133	15:47:32.397
10	54.988	-	15:48:27.385
Best Tm: 54.988			

Lap	Lap Tm	Diff	Time of Day
(7) Charlie SHAW			
1	-:--		15:40:06.513
2	55.002	-	15:41:01.515
3	55.289	+0.287	15:41:56.804
4	55.514	+0.512	15:42:52.318
5	55.357	+0.355	15:43:47.675
6	56.841	+1.839	15:44:44.516
7	56.446	+1.444	15:45:40.962
8	55.596	+0.594	15:46:36.558
9	56.203	+1.201	15:47:32.761
10	55.273	+0.271	15:48:28.034
Best Tm: 55.002			

Lap	Lap Tm	Diff	Time of Day
(99) Ian COWIE			
1	-:--		15:40:07.461
2	55.700	+0.357	15:41:03.161
3	56.014	+0.671	15:41:59.175

Lap	Lap Tm	Diff	Time of Day
4	55.900	+0.557	15:42:55.075
5	55.788	+0.445	15:43:50.863
6	55.862	+0.519	15:44:46.725
7	55.343	-	15:45:42.068
8	55.574	+0.231	15:46:37.642
9	56.458	+1.115	15:47:34.100
10	55.495	+0.152	15:48:29.595
Best Tm: 55.343			

Lap	Lap Tm	Diff	Time of Day
(54) Andrew MORRISON			
1	-:--		15:40:12.044
2	1:01.556	+2.067	15:41:13.600
3	1:00.983	+1.494	15:42:14.583
4	1:01.191	+1.702	15:43:15.774
5	1:01.286	+1.797	15:44:17.060
6	59.489	-	15:45:16.549
7	59.740	+0.251	15:46:16.289
8	59.826	+0.337	15:47:16.115
9	1:00.114	+0.625	15:48:16.229
Best Tm: 59.489			

Lap	Lap Tm	Diff	Time of Day
(61) Paul LUTI			
1	-:--		15:40:11.803
2	1:01.192	+1.299	15:41:12.995
3	1:01.372	+1.479	15:42:14.367
4	1:01.628	+1.735	15:43:15.995
5	1:01.421	+1.528	15:44:17.416
6	1:00.383	+0.490	15:45:17.799
7	1:00.076	+0.183	15:46:17.875
8	59.893	-	15:47:17.768
9	1:01.632	+1.739	15:48:19.400
Best Tm: 59.893			

Lap	Lap Tm	Diff	Time of Day
(63) Peter TADDEI			
1	-:--		15:40:13.522
2	1:02.169	+1.402	15:41:15.691
3	1:01.961	+1.194	15:42:17.652
4	1:00.955	+0.188	15:43:18.607
5	1:01.024	+0.257	15:44:19.631
6	1:00.767	-	15:45:20.398
7	1:02.150	+1.383	15:46:22.548
8	1:01.089	+0.322	15:47:23.637
9	1:02.440	+1.673	15:48:26.077
Best Tm: 1:00.767			

Lap	Lap Tm	Diff	Time of Day
(48) Alan DEAN			
1	-:--		15:40:15.359
2	1:02.413	+0.227	15:41:17.772
3	1:02.306	+0.120	15:42:20.078
4	1:02.839	+0.653	15:43:22.917
5	1:02.491	+0.305	15:44:25.408
6	1:03.873	+1.687	15:45:29.281
7	1:02.411	+0.225	15:46:31.692
8	1:02.642	+0.456	15:47:34.334
9	1:02.186	-	15:48:36.520
Best Tm: 1:02.186			

Lap	Lap Tm	Diff	Time of Day
(3) John NATHAN			
1	-:--		15:40:14.568
2	1:02.539	+0.469	15:41:17.107
3	1:02.317	+0.247	15:42:19.424
4	1:02.996	+0.926	15:43:22.420
5	1:03.444	+1.374	15:44:25.864
6	1:04.516	+2.446	15:45:30.380
7	1:02.659	+0.589	15:46:33.039
8	1:03.229	+1.159	15:47:36.268
9	1:02.070	-	15:48:38.338
Best Tm: 1:02.070			

Lap	Lap Tm	Diff	Time of Day
(29) Kenny YOUNG			
1	-:--		15:40:17.176
2	1:03.325	+1.284	15:41:20.501
3	1:03.340	+1.299	15:42:23.841
4	1:02.578	+0.537	15:43:26.419
5	1:02.379	+0.338	15:44:28.798
6	1:02.795	+0.754	15:45:31.593
7	1:02.326	+0.285	15:46:33.919
8	1:03.060	+1.019	15:47:36.979
9	1:02.041	-	15:48:39.020
Best Tm: 1:02.041			

Lap	Lap Tm	Diff	Time of Day
(28) Sam ARRENERG			
1	-:--		15:40:19.100
2	1:05.453	+0.005	15:41:24.553
3	1:08.033	+2.585	15:42:32.586
4	1:09.054	+3.606	15:43:41.640
5	1:08.672	+3.224	15:44:50.312
6	1:07.028	+1.580	15:45:57.340
7	1:05.448	-	15:47:02.788
8	1:06.975	+1.527	15:48:09.763
Best Tm: 1:05.448			

Lap	Lap Tm	Diff	Time of Day
(5) Gavin CAIRNS			
Best Tm: -:--			

Lap	Lap Tm	Diff	Time of Day
(66) Chris DOHERTY			
Best Tm: -:--			

Lap	Lap Tm	Diff	Time of Day
(26) Andrew GALLACHER			
Best Tm: -:--			

SMRC Opening Race Meeting 2007

Sorted on Laps

Scottish Legends Championship

Knockhill 1.280 Miles

Race 12A - Legends Final

08/04/2007 16:00

Race (10 Laps)

Pos	No.	Name	Make/Model	CC	Class Cc	Laps	Total Tm	Diff	Avg. Speed	Best Tm	1 Lap
1	10	Robin DRYSDALE	Ford Coupe	1250	L	10	10:33.701	-	72.716	1:01.582	9
2	70	David THORBURN	34 Ford Coupe	1200	L	10	10:33.815	+0.114	72.703	1:02.611	8
3	5	Jon Jon HIGGINS	1934 Coupe	1250	L	10	10:36.560	+2.859	72.389	1:01.417	7
4	69	Gerard McCOSH	Ford Coupe	1250	L	10	10:37.409	+3.708	72.293	1:01.467	6
5	26	Steve REYNOLDS	Legend	1250	L	10	10:38.731	+5.030	72.143	1:02.685	8
6	68	Carol BROWN	Ford Sedan	1200	L	10	10:39.653	+5.952	72.039	1:01.970	6
7	28	Frank HYNDS	Legend	1250	L	10	10:42.561	+8.860	71.713	1:02.765	6
8	80	Steve COULL	Legend	1250	L	10	10:46.490	+12.789	71.277	1:02.789	5
9	44	Andrew DONALD	Ford Sedan	1250	L	10	10:52.509	+18.808	70.620	1:03.870	6
10	71	Alasdair THOM	Chevy Sedan	1250	L	10	10:54.883	+21.182	70.364	1:03.145	3
11	25	Pat HYNDS	34 Chevy	1250	L	10	10:55.182	+21.481	70.332	1:04.207	6
12	23	Alisdair GAULD	Legend	1200	L	10	10:57.681	+23.980	70.064	1:04.047	6
13	37	Rory BRYANT	Ford Sedan	1250	LS	10	10:57.868	+24.167	70.044	1:04.032	4
14	99	Gordon MANN	37 Ford Sedan	1250	LS	10	10:59.809	+26.108	69.838	1:04.142	5
15	88	Jason OGG	34 Chevy Coupe	1250	L	10	11:03.865	+30.164	69.412	1:04.623	5
16	60	Michael HOGG	Chevy	1250	LS	9	10:50.422	1 Lap	63.762	1:06.995	5

Not classified

DNF	90	Mark LEES	Dodge Coupe	1250	L	9	9:52.304	-	70.018	1:04.331	8
DNF	6	Ross MARSHALL	Legend	1250	L	8	9:04.024	-	67.762	1:04.320	4
DNF	22	Benjamin MASON	Ford Sedan	1250	L	7	7:26.731	-	72.205	1:01.098	6
DNF	46	Colin ATKINSON	Legend	1200	L	7	7:43.219	-	69.634	1:03.496	3

Margin of Victory	Avg. Speed	Best Lap Tm	Best Spd	Best Lap by
+0.114	72.716	1:01.417	75.028	[5] Jon Jon HIGGINS

Printed: 08/04/2007 19:29:20

1 Motorsports Automatic Race Timing (SMART)

Chief Timekeeper - Ian Sharp

Orbits 3

Clerk of the Course :

www.amb-it.com

Sig.

Time

www.mylaps.com

SMRC Opening Race Meeting 2007

Scottish Legends Championship

Knockhill 1.280 Miles

Race 12A - Legends Final

08/04/2007 16:00

Race (10 Laps)

Lap	Lap Tm	Diff	Time of Day
(10) Robin DRYSDALE			
1	1:08.274	+6.692	15:56:57.591
2	1:04.922	+3.340	15:58:02.513
3	1:03.373	+1.791	15:59:05.886
4	1:01.838	+0.256	16:00:07.724
5	1:01.879	+0.297	16:01:09.603
6	1:01.826	+0.244	16:02:11.429
7	1:01.697	+0.115	16:03:13.126
8	1:02.614	+1.032	16:04:15.740
9	1:01.582	-	16:05:17.322
10	1:02.879	+1.297	16:06:20.201
Best Tm: 1:01.582			

Lap	Lap Tm	Diff	Time of Day
(70) David THORBURN			
1	1:07.478	+4.867	15:56:54.656
2	1:02.841	+0.230	15:57:57.497
3	1:02.656	+0.045	15:59:00.153
4	1:02.970	+0.359	16:00:03.123
5	1:03.116	+0.505	16:01:06.239
6	1:02.693	+0.082	16:02:08.932
7	1:02.682	+0.071	16:03:11.614
8	1:02.611	-	16:04:14.225
9	1:02.724	+0.113	16:05:16.949
10	1:03.366	+0.755	16:06:20.315
Best Tm: 1:02.611			

Lap	Lap Tm	Diff	Time of Day
(5) Jon Jon HIGGINS			
1	1:07.657	+6.240	15:56:56.852
2	1:04.804	+3.387	15:58:01.656
3	1:03.527	+2.110	15:59:05.183
4	1:02.194	+0.777	16:00:07.377
5	1:02.557	+1.140	16:01:09.934
6	1:02.477	+1.060	16:02:12.411
7	1:01.417	-	16:03:13.828
8	1:03.295	+1.878	16:04:17.123
9	1:03.188	+1.771	16:05:20.311
10	1:02.749	+1.332	16:06:23.060
Best Tm: 1:01.417			

Lap	Lap Tm	Diff	Time of Day
(69) Gerard McCOSH			
1	1:08.919	+7.452	15:56:57.812
2	1:05.770	+4.303	15:58:03.582
3	1:04.997	+3.530	15:59:08.579
4	1:02.616	+1.149	16:00:11.195
5	1:02.995	+1.528	16:01:14.190
6	1:01.467	-	16:02:15.657
7	1:02.122	+0.655	16:03:17.779
8	1:01.567	+0.100	16:04:19.346
9	1:02.600	+1.133	16:05:21.946
10	1:01.963	+0.496	16:06:23.909
Best Tm: 1:01.467			

Lap	Lap Tm	Diff	Time of Day
(26) Steve REYNOLDS			
1	1:08.000	+5.315	15:56:56.180
2	1:03.829	+1.144	15:58:00.009
3	1:02.689	+0.004	15:59:02.698

Lap	Lap Tm	Diff	Time of Day
4	1:03.185	+0.500	16:00:05.883
5	1:02.956	+0.271	16:01:08.839
6	1:03.659	+0.974	16:02:12.498
7	1:03.112	+0.427	16:03:15.610
8	1:02.685	-	16:04:18.295
9	1:03.897	+1.212	16:05:22.192
10	1:03.039	+0.354	16:06:25.231
Best Tm: 1:02.685			

Lap	Lap Tm	Diff	Time of Day
(68) Carol BROWN			
1	1:08.917	+6.947	15:56:57.573
2	1:05.678	+3.708	15:58:03.251
3	1:04.507	+2.537	15:59:07.758
4	1:02.923	+0.953	16:00:10.681
5	1:02.628	+0.658	16:01:13.309
6	1:01.970	-	16:02:15.279
7	1:03.063	+1.093	16:03:18.342
8	1:02.241	+0.271	16:04:20.583
9	1:03.455	+1.485	16:05:24.038
10	1:02.115	+0.145	16:06:26.153
Best Tm: 1:01.970			

Lap	Lap Tm	Diff	Time of Day
(28) Frank HYNDS			
1	1:09.070	+6.305	15:56:57.362
2	1:04.979	+2.214	15:58:02.341
3	1:04.523	+1.758	15:59:06.864
4	1:03.904	+1.139	16:00:10.768
5	1:03.464	+0.699	16:01:14.232
6	1:02.765	-	16:02:16.997
7	1:02.880	+0.115	16:03:19.877
8	1:03.014	+0.249	16:04:22.891
9	1:03.212	+0.447	16:05:26.103
10	1:02.958	+0.193	16:06:29.061
Best Tm: 1:02.765			

Lap	Lap Tm	Diff	Time of Day
(80) Steve COULL			
1	1:08.666	+5.877	15:56:56.454
2	1:06.477	+3.688	15:58:02.931
3	1:05.006	+2.217	15:59:07.937
4	1:03.992	+1.203	16:00:11.929
5	1:02.789	-	16:01:14.718
6	1:03.513	+0.724	16:02:18.231
7	1:03.065	+0.276	16:03:21.296
8	1:03.502	+0.713	16:04:24.798
9	1:04.325	+1.536	16:05:29.123
10	1:03.867	+1.078	16:06:32.990
Best Tm: 1:02.789			

Lap	Lap Tm	Diff	Time of Day
(44) Andrew DONALD			
1	1:09.193	+5.323	15:56:56.254
2	1:06.871	+3.001	15:58:03.125
3	1:05.464	+1.594	15:59:08.589
4	1:05.378	+1.508	16:00:13.967
5	1:04.094	+0.224	16:01:18.061
6	1:03.870	-	16:02:21.931
7	1:04.138	+0.268	16:03:26.069
8	1:03.888	+0.018	16:04:29.957
9	1:04.388	+0.518	16:05:34.345

Lap	Lap Tm	Diff	Time of Day
10	1:04.664	+0.794	16:06:39.009
Best Tm: 1:03.870			

Lap	Lap Tm	Diff	Time of Day
(71) Alasdair THOM			
1	1:08.452	+5.307	15:56:56.198
2	1:15.020	+11.875	15:58:11.218
3	1:03.145	-	15:59:14.363
4	1:04.942	+1.797	16:00:19.305
5	1:03.801	+0.656	16:01:23.106
6	1:03.387	+0.242	16:02:26.493
7	1:03.679	+0.534	16:03:30.172
8	1:04.217	+1.072	16:04:34.389
9	1:03.221	+0.076	16:05:37.610
10	1:03.773	+0.628	16:06:41.383
Best Tm: 1:03.145			

Lap	Lap Tm	Diff	Time of Day
(25) Pat HYNDS			
1	1:08.709	+4.502	15:56:55.329
2	1:06.686	+2.479	15:58:02.015
3	1:05.816	+1.609	15:59:07.831
4	1:05.860	+1.653	16:00:13.691
5	1:04.416	+0.209	16:01:18.107
6	1:04.207	-	16:02:22.314
7	1:04.513	+0.306	16:03:26.827
8	1:04.369	+0.162	16:04:31.196
9	1:05.278	+1.071	16:05:36.474
10	1:05.208	+1.001	16:06:41.682
Best Tm: 1:04.207			

Lap	Lap Tm	Diff	Time of Day
(23) Alisdair GAULD			
1	1:09.659	+5.612	15:57:01.060
2	1:05.788	+1.741	15:58:06.848
3	1:05.194	+1.147	15:59:12.042
4	1:04.450	+0.403	16:00:16.492
5	1:04.645	+0.598	16:01:21.137
6	1:04.047	-	16:02:25.184
7	1:04.548	+0.501	16:03:29.732
8	1:05.165	+1.118	16:04:34.897
9	1:04.702	+0.655	16:05:39.599
10	1:04.582	+0.535	16:06:44.181
Best Tm: 1:04.047			

Lap	Lap Tm	Diff	Time of Day
(37) Rory BRYANT			
1	1:08.994	+4.962	15:56:59.319
2	1:07.115	+3.083	15:58:06.434
3	1:05.821	+1.789	15:59:12.255
4	1:04.032	-	16:00:16.287
5	1:04.898	+0.866	16:01:21.185
6	1:04.440	+0.408	16:02:25.625
7	1:05.146	+1.114	16:03:30.771
8	1:04.497	+0.465	16:04:35.268
9	1:04.195	+0.163	16:05:39.463
10	1:04.905	+0.873	16:06:44.368
Best Tm: 1:04.032			

Lap	Lap Tm	Diff	Time of Day
(99) Gordon MANN			

SMRC Opening Race Meeting 2007

Scottish Legends Championship

Knockhill 1.280 Miles

Race 12A - Legends Final

08/04/2007 16:00

Race (10 Laps)

Lap	Lap Tm	Diff	Time of Day
1	1:11.085	+6.943	15:57:01.973
2	1:05.756	+1.614	15:58:07.729
3	1:05.404	+1.262	15:59:13.133
4	1:06.790	+2.648	16:00:19.923
5	1:04.142	-	16:01:24.065
6	1:04.877	+0.735	16:02:28.942
7	1:04.735	+0.593	16:03:33.677
8	1:04.161	+0.019	16:04:37.838
9	1:04.313	+0.171	16:05:42.151
10	1:04.158	+0.016	16:06:46.309
Best Tm: 1:04.142			

(88) Jason OGG

1	1:09.752	+5.129	15:56:59.730
2	1:07.634	+3.011	15:58:07.364
3	1:05.622	+0.999	15:59:12.986
4	1:04.997	+0.374	16:00:17.983
5	1:04.623	-	16:01:22.606
6	1:06.626	+2.003	16:02:29.232
7	1:06.081	+1.458	16:03:35.313
8	1:04.777	+0.154	16:04:40.090
9	1:04.773	+0.150	16:05:44.863
10	1:05.502	+0.879	16:06:50.365
Best Tm: 1:04.623			

(60) Michael HOGG

1	1:13.285	+6.290	15:57:03.766
2	1:31.923	+24.928	15:58:35.689
3	1:08.855	+1.860	15:59:44.544
4	1:07.416	+0.421	16:00:51.960
5	1:06.995	-	16:01:58.955
6	1:07.238	+0.243	16:03:06.193
7	1:09.341	+2.346	16:04:15.534
8	1:12.635	+5.640	16:05:28.169
9	1:08.753	+1.758	16:06:36.922
Best Tm: 1:06.995			

(90) Mark LEES

1	1:08.482	+4.151	15:56:54.983
2	1:05.970	+1.639	15:58:00.953
3	1:04.967	+0.636	15:59:05.920
4	1:06.157	+1.826	16:00:12.077
5	1:04.548	+0.217	16:01:16.625
6	1:04.584	+0.253	16:02:21.209
7	1:04.358	+0.027	16:03:25.567
8	1:04.331	-	16:04:29.898
9	1:08.906	+4.575	16:05:38.804
Best Tm: 1:04.331			

(6) Ross MARSHALL

1	1:09.584	+5.264	15:57:00.480
2	1:05.882	+1.562	15:58:06.362
3	1:06.534	+2.214	15:59:12.896
4	1:04.320	-	16:00:17.216
5	1:05.119	+0.799	16:01:22.335
6	1:06.414	+2.094	16:02:28.749
7	1:08.172	+3.852	16:03:36.921
8	1:13.603	+9.283	16:04:50.524

Lap	Lap Tm	Diff	Time of Day
Best Tm: 1:04.320			
(22) Benjamin MASON			
Best Tm: 1:01.098			
1	1:08.043	+6.945	15:56:57.728
2	1:05.265	+4.167	15:58:02.993
3	1:04.140	+3.042	15:59:07.133
4	1:02.460	+1.362	16:00:09.593
5	1:01.338	+0.240	16:01:10.931
6	1:01.098	-	16:02:12.029
7	1:01.202	+0.104	16:03:13.231
Best Tm: 1:01.098			

(46) Colin ATKINSON

1	1:08.763	+5.267	15:57:00.037
2	1:05.217	+1.721	15:58:05.254
3	1:03.496	-	15:59:08.750
4	1:04.306	+0.810	16:00:13.056
5	1:03.833	+0.337	16:01:16.889
6	1:03.837	+0.341	16:02:20.726
7	1:08.993	+5.497	16:03:29.719
Best Tm: 1:03.496			

Lap	Lap Tm	Diff	Time of Day
-----	--------	------	-------------