

Cadwell Park

6th/7th September 2008

CSCC Raceday



S.M.A.R.T.

Scottish Motorsports Automatic Race Timing

Ravenslea, Melrose Road, Galashiels, TD1 2AT

Telephone : 01896 – 752447

Red Dragon R&T Club Nippon Challenge

Cadwell Park 2.173 Miles

Qualifying 1

06/09/2008 09:00

Practice started at 9:15:48

Pos	No.	Name	Make/Model	CC	Class Cc	Laps	Best Tm	Diff n Lap	Best Spd	2nd Best
1	2	Simon DEATON	Mitsubishi Evo 5	2000T	C	8	1:54.302		68.440	1:55.379
2	10	Andy HARVEY	Impreza Wrx	2000T	E	8	1:54.810	0.508	68.137	1:56.086
3	23	Graham POULTNEY	Impreza Sti	2000T	E	7	1:54.961	0.659	68.047	1:56.785
4	37	Kris DUNLOP	Honda Civic	1800	A	7	1:56.679	2.377	67.045	1:57.557
5	7	Tony CROSSLEY	Mazda RX7	1300T	B	7	1:56.870	2.568	66.936	1:58.674
6	19	James NICHOLLS	Honda Integra	1800	A	8	1:58.659	4.357	65.927	1:59.636
7	1	Jonathan GREENSMITH	Mazda MX5	1600	B R1	7	1:59.256	4.954	65.597	1:59.493
8	99	Jonathan BLAKE	Mazda MX5	1600	B	7	1:59.361	5.059	65.539	2:00.178
9	83	Sarah WHERRY	Toyota MR2 Mk2	2000	F	7	1:59.971	5.669	65.206	2:01.268
10	3	Tom ROCHE	Maxda MX5	1600	B	7	2:00.001	5.699	65.189	2:00.250
11	8	Carl POWELL	Mazda MX5	1600	B	7	2:00.478	6.176	64.931	2:01.453
12	80	Sam HILL	Mazda MX5	1600	B	7	2:00.654	6.352	64.837	2:01.121
13	77	Kevin MIDDLETON	Mazda MX5	1600	B	7	2:01.286	6.984	64.499	2:03.203
14	32	Charles PLUMLEY	Mazda MX5	1600	B	7	2:01.291	6.989	64.496	2:02.308
15	25	Chris LONGMORE	Mazda MX5	1600	B	6	2:01.811	7.509	64.221	2:02.866
16	15	Kevin PULLAN	Honda Integra	1800	A	7	2:02.226	7.924	64.003	2:04.227
17	56	Chris ROWLINSON	Mazda MX5	1600	B	7	2:02.318	8.016	63.955	2:04.776
18	88	Simon McALPINE	Mazda	1600	B	7	2:02.331	8.029	63.948	2:04.049
19	72	Andrew CLARKSON	Mazda MX5	1600	B	7	2:02.395	8.093	63.914	2:02.892
20	24	Alix THOMPSON	Impreza Sti	2000T	E	7	2:02.765	8.463	63.722	2:07.773
21	55	Martin STEVENSON	Mazda MX5	1600	B	7	2:03.324	9.022	63.433	2:03.534
22	31	Jason JESSE	Toyota MR2 Mk1	1600	F	7	2:04.148	9.846	63.012	2:04.642
23	26	Sean ALFORD	Impreza Wrx	2000T	E	7	2:05.414	11.112	62.376	2:08.335
24	35	Rob JEFFERIES	Toyota MR2	200	F	7	2:06.175	11.873	62.000	2:06.804
25	65	Lucas ORDONE	Nissan 350Z	3500T	D	6	2:06.270	11.968	61.953	2:13.244
26	22	Jenny GARRETT	Mazda MX5	1600	B	7	2:07.725	13.423	61.247	2:08.923
27	46	Stuart WARD	Mitsubishi FTO/GPX	2000	C	6	2:11.648	17.346	59.422	2:13.471
28	64	Lars SCHLOME	Nissan 350Z	3500T	D	6	2:11.679	17.377	59.408	2:14.666
29	17	Gareth NEWTON	Toyota MR2	2000	F	6	2:17.556	23.254	56.870	2:17.648

Announcements

Car No's 15 & 23 - Intermittent transponder signal - Please fix before racing.

Car No.10 - Numbers do not comply with regulations - Please fix before racing.

Clerk of the Course - Sig.

Time

Orbits 4

Chief Timekeeper - Ian Sharp (SMART)

www.amb-it.com

Track

Weather

www.mylaps.com

Results on smart-timing.co.uk & mylaps.com

Licensed to: SMART

Lap	Lap Tm	Diff	Time of Day
(55) Martin STEVENSON			
1	2:09.445	+6.121	9:19:36.228
2	2:04.959	+1.635	9:21:41.187
3	2:07.840	+4.516	9:23:49.027
4	2:04.454	+1.130	9:25:53.481
5	2:03.534	+0.210	9:27:57.015
6	2:04.787	+1.463	9:30:01.802
7	2:03.324		9:32:05.126

Lap	Lap Tm	Diff	Time of Day
(31) Jason JESSE			
1	2:24.226	+20.078	9:19:09.503
2	2:25.324	+21.176	9:21:34.827
3	2:15.997	+11.849	9:23:50.824
4	2:04.148		9:25:54.972
5	2:04.642	+0.494	9:27:59.614
6	2:10.101	+5.953	9:30:09.715
7	2:05.036	+0.888	9:32:14.751

Lap	Lap Tm	Diff	Time of Day
(26) Sean ALFORD			
1	2:18.613	+13.199	9:19:08.139
2	2:11.889	+6.475	9:21:20.028
3	2:08.335	+2.921	9:23:28.363
4	2:08.700	+3.286	9:25:37.063
5	2:10.232	+4.818	9:27:47.295
6	2:23.128	+17.714	9:30:10.423
7	2:05.414		9:32:15.837

Lap	Lap Tm	Diff	Time of Day
(35) Rob JEFFERIES			
1	2:19.513	+13.338	9:18:51.188
2	2:15.801	+9.626	9:21:06.989
3	2:10.572	+4.397	9:23:17.561
4	2:09.466	+3.291	9:25:27.027
5	2:07.665	+1.490	9:27:34.692
6	2:06.175		9:29:40.867
7	2:06.804	+0.629	9:31:47.671

Lap	Lap Tm	Diff	Time of Day
(65) Lucas ORDONE			
1	2:25.477	+19.207	9:19:51.859
2	2:14.636	+8.366	9:22:06.495
3	2:13.781	+7.511	9:24:20.276
4	2:15.576	+9.306	9:26:35.852
5	2:13.244	+6.974	9:28:49.096
6	2:06.270		9:30:55.366

Lap	Lap Tm	Diff	Time of Day
(22) Jenny GARRETT			
1	2:11.594	+3.869	9:19:14.604
2	2:15.921	+8.196	9:21:30.525
3	2:07.725		9:23:38.250
4	2:11.338	+3.613	9:25:49.588
5	2:09.192	+1.467	9:27:58.780
6	2:10.065	+2.340	9:30:08.845
7	2:08.923	+1.198	9:32:17.768

Lap	Lap Tm	Diff	Time of Day
(46) Stuart WARD			
1	2:24.933	+13.285	9:19:08.673
2	2:25.127	+13.479	9:21:33.800
3	2:17.082	+5.434	9:23:50.882
4	2:14.620	+2.972	9:26:05.502
5	2:11.648		9:28:17.150
6	2:13.471	+1.823	9:30:30.621

Lap	Lap Tm	Diff	Time of Day
(64) Lars SCHLOME			
1	2:23.245	+11.566	9:19:44.320
2	2:20.106	+8.427	9:22:04.426
3	2:14.666	+2.987	9:24:19.092
4	2:15.485	+3.806	9:26:34.577
5	2:18.156	+6.477	9:28:52.733
6	2:11.679		9:31:04.412

Lap	Lap Tm	Diff	Time of Day
(17) Gareth NEWTON			
1	2:30.314	+12.758	9:19:07.132
2	2:29.172	+11.616	9:21:36.304
3	2:19.233	+1.677	9:23:55.537
4	2:18.796	+1.240	9:26:14.333
5	2:17.648	+0.092	9:28:31.981
6	2:17.556		9:30:49.537

Lap	Lap Tm	Diff	Time of Day
-----	--------	------	-------------

POLE POSITION

1	1 2 Simon DEATON 1:54.302
2	3 23 Graham POULTNEY 1:54.961
3	5 7 Tony CROSSLEY 1:56.870
4	7 99 Jonathan BLAKE 1:59.361
5	9 3 Tom ROCHE 2:00.001
6	11 80 Sam HILL 2:00.654
7	13 32 Charles PLUMLEY 2:01.291
8	15 15 Kevin PULLAN 2:02.226
9	17 88 Simon McALPINE 2:02.331
10	19 24 Alix THOMPSON 2:02.765

2	10 Andy HARVEY 1:54.810
4	37 Kris DUNLOP 1:56.679
6	19 James NICHOLLS 1:58.659
8	83 Sarah WHERRY 1:59.971
10	8 Carl POWELL 2:00.478
12	77 Kevin MIDDLETON 2:01.286
14	25 Chris LONGMORE 2:01.811
16	56 Chris ROWLINSON 2:02.318
18	72 Andrew CLARKSON 2:02.395
20	55 Martin STEVENSON 2:03.324

11	21 31 Jason JESSE 2:04.148
12	23 35 Rob JEFFERIES 2:06.175
13	25 22 Jenny GARRETT 2:07.725
14	27 64 Lars SCHLOME 2:11.679
15	29 1 Jonathan GREENSMITH 1st Reserve

22 26 Sean ALFORD 2:05.414
24 65 Lucas ORDONE 2:06.270
26 46 Stuart WARD 2:11.648
28 17 Gareth NEWTON 2:17.556

Date : 08/09/2008
Time : 14:48

Scottish Motorsports Automatic Race Timing (S.M.A.R.T)

Telephone 01896 752447

Grid Sheet

Race 7 Red Dragon Race & Track Club Nippon Challenge - Race 2

Start Time :
Finish Time :

Road :
Weather :

FRONT

	<i>POLE</i>		
Position No. 1	2	Position No. 2	10
Position No. 3	23	Position No. 4	37
Position No. 5	7	Position No. 6	19
Position No. 7	1	Position No. 8	3
Position No. 9	80	Position No. 10	83
Position No. 11	8	Position No. 12	32
Position No. 13	25	Position No. 14	72
Position No. 15	77	Position No. 16	55
Position No. 17	88	Position No. 18	15
Position No. 19	31	Position No. 20	56
Position No. 21	35	Position No. 22	24
Position No. 23	26	Position No. 24	22
Position No. 25	65	Position No. 26	46
Position No. 27	64	Position No. 28	17
Position No. 27		Position No. 28	
	1st Reserve		

Jaguar Classic Parts Saloon Championship

Cadwell Park 2.173 Miles

Qualifying 2

06/09/2008 09:20

Practice started at 9:38:38

Pos	No.	Name	Make/Model	CC	Class	Laps	Best Tm	Diff n Lap	Best Spd	2nd Best
1	32	Richard DORLIN	Jaguar XJ6	4200	B	3	1:58.446		66.045	2:01.061
2	57	David BYE	Jaguar XJ6	4200	B	3	2:01.588	3.142	64.339	2:03.326
3	65	Simon LEWIS	Jaguar XJ6	4200	B	3	2:01.917	3.471	64.165	2:03.434
4	62	Tm MORRANT	Jaguar XJ6	4200	B	3	2:02.618	4.172	63.798	2:06.468
5	48	Mike CANN	Jaguar XJ40	4000	D	3	2:02.737	4.291	63.736	2:03.564
6	1	Chris BOON	Jaguar XJR	4000	B	3	2:05.043	6.597	62.561	2:09.433
7	7	Trevor BAINES	Jaguar X Type	3000	E	3	2:05.374	6.928	62.396	2:06.788
8	26	Neil TAYLOR	Jaguar S Type	3000	E	3	2:05.603	7.157	62.282	2:10.447
9	10	Peter DORLIN	Jaguar Mk2	3800	D	3	2:05.865	7.419	62.152	2:06.263
10	37	Ken ANGELL	Jaguar XJ40	4000	A	3	2:07.366	8.920	61.420	2:09.895
11	79	John SLATER	Jaguar XJ40	3982	B	3	2:08.310	9.864	60.968	2:13.825
12	35	Philip WOODS	Jaguar XJ40	4000	A	1	2:09.263	10.817	60.518	
13	18	Nick GWINNUTT	Jaguar XJ6 X300	3990	E	2	2:10.703	12.257	59.852	2:21.255
14	54	Rick WALKER	jaguar XJ6	4200	B	2	2:11.181	12.735	59.634	2:25.428
15	72	Guy CONNEW	Jaguar XJ6	4200	A	2	2:12.755	14.309	58.927	2:14.224
16	36	Colin McKAY	Jaguar Mk2	4200	A	2	2:13.412	14.966	58.636	2:20.977
17	46	Dean SEWELL	Jaguar XJ6	4200	A	2	2:14.279	15.833	58.258	2:14.351
18	3	Brian GEORGE	Jaguar XJ6 X300	4000	E	2	2:18.939	20.493	56.304	2:19.504
19	91	Patrick DOYLE	Jaguar XJ6	4200	A	2	2:19.133	20.687	56.225	2:22.639
20	61	Duncan ROSS	jaguar XJ40	3600	A	2	2:19.333	20.887	56.145	2:24.272
21	12	Andrew JEFFREY	Jaguar Lister XJ	4000	D	2	2:23.656	25.210	54.455	2:23.957

Clerk of the Course - Sig.

Time

Orbits 4

Chief Timekeeper - Ian Sharp (SMART)

www.amb-it.com

Track

Weather

www.mylaps.com


Results on smart-timing.co.uk & mylaps.com

Licensed to: SMART

Lap	Lap Tm	Diff	Time of Day
(32) Richard DORLIN			
1	2:09.198	+10.752	9:41:41.321
2	2:01.061	+2.615	9:43:42.382
3	1:58.446		9:45:40.828
(57) David BYE			
1	2:09.437	+7.849	9:41:41.933
2	2:03.326	+1.738	9:43:45.259
3	2:01.588		9:45:46.847
(65) Simon LEWIS			
1	2:10.036	+8.119	9:41:06.855
2	2:03.434	+1.517	9:43:10.289
3	2:01.917		9:45:12.206
(62) Tm MORRANT			
1	2:10.587	+7.969	9:41:15.965
2	2:06.468	+3.850	9:43:22.433
3	2:02.618		9:45:25.051
(48) Mike CANN			
1	2:03.564	+0.827	9:41:14.618
2	2:17.115	+14.378	9:43:31.733
3	2:02.737		9:45:34.470
(1) Chris BOON			
1	2:13.155	+8.112	9:41:51.343
2	2:09.433	+4.390	9:44:00.776
3	2:05.043		9:46:05.819
(7) Trevor BAINES			
1	2:07.812	+2.438	9:41:18.799
2	2:06.788	+1.414	9:43:25.587
3	2:05.374		9:45:30.961
(26) Neil TAYLOR			
1	2:10.545	+4.942	9:41:14.284
2	2:10.447	+4.844	9:43:24.731
3	2:05.603		9:45:30.334
(10) Peter DORLIN			
1	2:06.263	+0.398	9:41:19.157
2	2:14.491	+8.626	9:43:33.648
3	2:05.865		9:45:39.513
(37) Ken ANGELL			
1	2:11.232	+3.866	9:41:56.637
2	2:09.895	+2.529	9:44:06.532
3	2:07.366		9:46:13.898
(79) John SLATER			
1	2:18.452	+10.142	9:41:41.237
2	2:13.825	+5.515	9:43:55.062
3	2:08.310		9:46:03.372
(35) Philip WOODS			
1	2:09.263		9:41:12.229
(18) Nick GWINNUTT			
1	2:21.255	+10.552	9:42:05.497

Lap	Lap Tm	Diff	Time of Day
2	2:10.703		9:44:16.200
(54) Rick WALKER			
1	2:25.428	+14.247	9:42:16.038
2	2:11.181		9:44:27.219
(72) Guy CONNEW			
1	2:12.755		9:41:13.485
2	2:14.224	+1.469	9:43:27.709
(36) Colin McKAY			
1	2:20.977	+7.565	9:42:09.636
2	2:13.412		9:44:23.048
(46) Dean SEWELL			
1	2:14.351	+0.072	9:41:52.124
2	2:14.279		9:44:06.403
(3) Brian GEORGE			
1	2:19.504	+0.565	9:41:45.428
2	2:18.939		9:44:04.367
(91) Patrick DOYLE			
1	2:22.639	+3.506	9:41:59.320
2	2:19.133		9:44:18.453
(61) Duncan ROSS			
1	2:24.272	+4.939	9:41:57.845
2	2:19.333		9:44:17.178
(12) Andrew JEFFREY			
1	2:23.656		9:42:08.925
2	2:23.957	+0.301	9:44:32.882

Lap	Lap Tm	Diff	Time of Day
-----	--------	------	-------------



POLE POSITION

1	1 32 Richard DORLIN 1:58.446
2	3 65 Simon LEWIS 2:01.917
3	5 48 Mike CANN 2:02.737
4	7 7 Trevor BAINES 2:05.374
5	9 10 Peter DORLIN 2:05.865
6	11 79 John SLATER 2:08.310
7	13 18 Nick GWINNUTT 2:10.703
8	15 72 Guy CONNEW 2:12.755
9	17 46 Dean SEWELL 2:14.279
10	19 91 Patrick DOYLE 2:19.133

2	57 David BYE 2:01.588
4	62 Tm MORRANT 2:02.618
6	1 Chris BOON 2:05.043
8	26 Neil TAYLOR 2:05.603
10	37 Ken ANGELL 2:07.366
12	35 Philip WOODS 2:09.263
14	54 Rick WALKER 2:11.181
16	36 Colin McKAY 2:13.412
18	3 Brian GEORGE 2:18.939
20	61 Duncan ROSS 2:19.333

11

21

12 Andrew JEFFREY
2:23.656

Tiger v Caterham Challenge

Cadwell Park 2.173 Miles

Qualifying 3

06/09/2008 09:45

Practice started at 9:55:52

Pos	No.	Name	Make/Model	CC	Class Cc	Laps	Best Tm	Diff n Lap	Best Spd	2nd Best
1	69	Mark STEWARD	Tiger RS6	2000	T	7	1:54.919		68.072	1:55.039
2	6	Paul DUDLEY	Tiger R6	2000	T	7	1:55.272	0.353	67.864	1:57.514
3	37	Ian BROWN	Caterham 7	1800	C	7	1:56.402	1.483	67.205	1:56.561
4	39	Stewart FENTON	Tiger CAT	1200	T	7	1:57.785	2.866	66.416	1:57.877
5	58	Mick GRANT	Tiger R6	2000	T	6	1:58.052	3.133	66.266	2:00.277
6	47	David JONES	Tiger B6	1200	T	7	1:58.054	3.135	66.265	1:58.223
7	61	Gerry SIMPSON	Caterham Superligh	1800	C	6	1:58.056	3.137	66.263	1:58.950
8	91	Steve QUENBY	Tiger R6	2000	T	7	1:58.582	3.663	65.970	2:01.045
9	63	Andy TOONE	Caterham	1800	C	6	1:59.249	4.330	65.601	2:02.280
10	27	Garry LAPINSKIS	Tiger R6	2000	T	5	2:00.023	5.104	65.178	2:00.609
11	44	Peter DAVIES	Caterham	1800	C	7	2:00.508	5.589	64.915	2:01.755
12	93	Andrew O'CONNELL	Caterham R400	18000	C	7	2:00.673	5.754	64.826	2:01.343
13	2	Peter LAWRENCE	Caterham Superligh	1800	C	7	2:01.009	6.090	64.646	2:01.473
14	90	Peter FRENCH	Caterham Superligh	1800	C	7	2:02.143	7.224	64.046	2:03.326
15	10	Paul CLARKE	Tiger Avon	2000	T	6	2:02.335	7.416	63.946	2:03.620
16	70	Michael PEARCE	Tiger Avon	2000	T	6	2:03.957	9.038	63.109	2:06.461
17	77	Chris GRAY	Tiger Super S4	2000	T	6	2:05.511	10.592	62.328	2:05.912
18	23	Mark WITHEY	Tiger Avon	2000	T	3	2:09.314	14.395	60.495	2:14.130
19	50	John WALTON	Tiger R6	2000	T	6	2:11.442	16.523	59.515	2:11.445
20	99	Dave DAVIES	Tiger Avon	2000	T	6	2:14.879	19.960	57.999	2:15.047
21	17	Chris BROOKS	Tiger R6	2000	T	6	2:15.807	20.888	57.602	2:15.863
22	74	Ben SHALDERS	Catreham 7	1800	C				-	

Announcements

Car No.27 - No working transponder - Please fix before racing.

Clerk of the Course - Sig.

Time

Orbits 4

Chief Timekeeper - Ian Sharp (SMART)

www.amb-it.com

Track

Weather

www.mylaps.com

Results on smart-timing.co.uk & mylaps.com

Licensed to: SMART

Tiger v Caterham Challenge

Cadwell Park 2.173 Miles

Race 3 - First Race

06/09/2008 13:25

Race (15:00 Time)

POLE POSITION

1	1 69 Mark STEWARD 1:54.919
2	3 37 Ian BROWN 1:56.402
3	5 58 Mick GRANT 1:58.052
4	7 61 Gerry SIMPSON 1:58.056
5	9 63 Andy TOONE 1:59.249
6	11 44 Peter DAVIES 2:00.508
7	13 2 Peter LAWRENCE 2:01.009
8	15 10 Paul CLARKE 2:02.335
9	17 77 Chris GRAY 2:05.511
10	19 50 John WALTON 2:11.442

2	6 Paul DUDLEY 1:55.272
4	39 Stewart FENTON 1:57.785
6	47 David JONES 1:58.054
8	91 Steve QUENBY 1:58.582
10	27 Garry LAPINSKIS 2:00.023
12	93 Andrew O'CONNELL 2:00.673
14	90 Peter FRENCH 2:02.143
16	70 Michael PEARCE 2:03.957
18	23 Mark WITHEY 2:09.314
20	99 Dave DAVIES 2:14.879

Clerk of the Course - Sig. Time
Chief Timekeeper - Ian Sharp (SMART)
Track Weather
Results on smart-timing.co.uk & mylaps.com

Orbits 4
www.amb-it.com
www.mylaps.com
Licensed to: SMART

Tiger v Caterham Challenge

Cadwell Park 2.173 Miles

Race 3 - First Race

06/09/2008 13:25

Race (15:00 Time)

11

21

17 Chris BROOKS
2:15.807

22

74 Ben SHALDERS

12

23

11 Nick STARKEY

CSCC Tin Tops

Cadwell Park 2.173 Miles

Qualifying 4

06/09/2008 10:05

Practice started at 10:16:05

Pos	No.	Name	Make/Model	CC	Class	Laps	Best Tm	Diff	n Lap
1	12	Alistair HUNTER	Peugeot 205 GTi	1905	B	13	1:54.908		12
2	40	Ian COLLINS / Ashley COLLINS	Renault Clio 182	2000	A	11	1:56.773	1.865	6
3	11	Simon TAYLOR / John HAMMERSLEY	Honda Civic R	1997	A	13	1:57.251	2.343	4
4	88	Carey LEWIS / Nick REYNOLDS	Rover 216 GTi	1598	B	12	1:58.429	3.521	12
5	52	Jon MORTON / Keith SCARFE	Peugeot GTi	1991	C	11	1:59.265	4.357	11
6	44	Colin STUBBS	Rover 216 GTi	1590	B	13	2:00.628	5.720	6
7	85	Nigel AINGE / Alan BROAD	Honda Integra	2000	A	12	2:00.960	6.052	6
8	28	James MANSFIELD	Peugeot 205 Gti	1598	C	13	2:01.065	6.157	8
9	75	David COX	Honda Civic	1800	A	12	2:01.081	6.173	12
10	50	Matthew HAMMOND	Honda Accord	1997	A	10	2:03.232	8.324	9
11	42	Mike WROE / David Van GILS	Honda CRX	1600	B	12	2:03.461	8.553	9
12	36	Simon SMITH	Peugeot 106	1600	C	12	2:03.511	8.603	8
13	54	Mark LIVENS / Robert DYBALL	Honda Civic R	1998	A	11	2:03.790	8.882	10
14	10	Julian GAMMAGER	Honda Accord	2196	E	12	2:04.116	9.208	12
15	77	Steve THEODOROU / Stefanos THEODOROU	MG Maestro	2000	B	11	2:05.273	10.365	11
16	21	Chris DAYTON / Tracy MORRIS	MG ZR	1800	A	11	2:05.892	10.984	11
17	49	Peter WOODWARD	Alfa 33	1700	B	12	2:06.490	11.582	8
18	24	Richard DRAKE	Alfa Romeo Alfasud	1500	C	8	2:08.964	14.056	8
19	14	Nick EVANS	MG Maestro	2000	B	10	2:09.646	14.738	9
20	3	Ernest HAMMOND	Ford Fiesta	1600	C	11	2:12.013	17.105	9
21	25	Simon HUTSON-FLYNN / Russell SADUR	MG Maestro	1998	B	10	2:12.242	17.334	10
22	70	John SPENCER / Matthew Spencer	Ford Fiesta XR2	1597	C	11	2:12.957	18.049	11
23	47	Andy YEOMANS	Alfa Romeo 33	1500	C	11	2:13.137	18.229	11
24	51	Tom OLEISKY	FordnFiesta SI	1997	A	11	2:14.976	20.068	10
25	74	Neil JARAM-CROFT / Rob LUCY	MG Maestro	2000	B	11	2:15.993	21.085	10
26	16	Gillian ARTHURS / Charlotte ROBINSON	Ford Fiesta	1400	C	9	2:31.879	36.971	9

Announcements

Car No's 3 & 49 - No working transponders - Please fix before racing.

Clerk of the Course - Sig.

Time

Orbits 4

Chief Timekeeper - Ian Sharp (SMART)

www.amb-it.com

Track

Weather

www.mylaps.com

Results on smart-timing.co.uk & mylaps.com

Licensed to: SMART

CSCC Tin Tops

Cadwell Park 2.173 Miles

Race 4

06/09/2008 13:45

Race (40:00 Time)

POLE POSITION

1	1 12 Alistair HUNTER 1:54.908
2	3 11 Simon TAYLOR / John HAMMERSLEY 1:57.251
3	5 52 Jon MORTON / Keith SCARFE 1:59.265
4	7 85 Nigel AINGE / Alan BROAD 2:00.960
5	9 75 David COX 2:01.081
6	11 42 Mike WROE / David Van GILS 2:03.461
7	13 54 Mark LIVENS / Robert DYBALL 2:03.790
8	15 77 Steve THEODOROU / Stefanos THEODOROU 2:05.273
9	17 49 Peter WOODWARD 2:06.490
10	19 14 Nick EVANS 2:09.646

2	40 Ian COLLINS / Ashley COLLINS 1:56.773
4	88 Carey LEWIS / Nick REYNOLDS 1:58.429
6	44 Colin STUBBS 2:00.628
8	28 James MANSFIELD 2:01.065
10	50 Matthew HAMMOND 2:03.232
12	36 Simon SMITH 2:03.511
14	10 Julian GAMMAGER 2:04.116
16	21 Chris DAYTON / Tracy MORRIS 2:05.892
18	24 Richard DRAKE 2:08.964
20	3 Ernest HAMMOND 2:12.013

Clerk of the Course - Sig.

Time

Orbits 4

Chief Timekeeper - Ian Sharp (SMART)

www.amb-it.com

Track

Weather

www.mylaps.com

Results on smart-timing.co.uk & mylaps.com

Licensed to: SMART

CSCC Tin Tops

Cadwell Park 2.173 Miles

Race 4

06/09/2008 13:45

Race (40:00 Time)

11

21

25 Simon HUTSON-FLYNN / Russell SADUR
2:12.242

22

70 John SPENCER / Matthew Spencer
2:12.957

12

23

47 Andy YEOMANS
2:13.137

24

51 Tom OLEISKY
2:14.976

13

25

74 Neil JARAM-CROFT / Rob LUCY
2:15.993

26

16 Gillian ARTHURS / Charlotte ROBINSON
2:31.879

Toyo Tyres XJS Championship

Cadwell Park 2.173 Miles

Qualifying 5

06/09/2008 10:45

Practice started at 10:49:54

Pos	No.	Name	Make/Model	CC	Class Cc	Laps	Best Tm	Diff n Lap	Best Spd	2nd Best
1	23	Stewart LYDDALL	Jaguar XJS	5300	G	6	2:00.928		64.690	2:00.966
2	5	Andrew HARRISON	Jaguar XJS	4000	D	7	2:01.163	0.235	64.564	2:02.178
3	2	Gary HASTINGS	Jaguar XJS	4000	D	7	2:01.927	0.999	64.160	2:02.293
4	25	Matthew SKELTON	Jaguar XJS	2590	D	7	2:01.928	1.000	64.159	2:02.049
5	63	Lawrence BALL	Jaguar XJS	4000	E	7	2:02.393	1.465	63.915	2:03.357
6	9	Chris PALMER	Jaguar XJS	4000	E	7	2:02.819	1.891	63.694	2:03.186
7	37	Ray HILL	Jaguar XJS	4000	E	7	2:02.914	1.986	63.644	2:04.376
8	74	Alax HARRISON	Jaguar XJS	4000	E	7	2:03.930	3.002	63.123	2:05.302
9	27	Lawrence COPPOCK	Jaguar XJS	3960	D	7	2:05.508	4.580	62.329	2:05.698
10	7	Mark RUSSELL	Jaguar XJS	6000	G	6	2:05.542	4.614	62.312	2:06.869
11	42	Roger CHARLES	Jaguar XJS	4000	D	6	2:07.778	6.850	61.222	2:08.996
12	31	Ian DRAGE	Jaguar XJS	3600	D	6	2:09.303	8.375	60.500	2:10.193
13	73	Paul MERRETT	Jaguar XJS	4000	E	6	2:09.493	8.565	60.411	2:10.209
14	47	Paul REYNOLDS	Jaguar XJS	6000	F	6	2:15.109	14.181	57.900	2:15.817
15	12	Michael JOBSON	Jaguar XJS	5300	F	5	2:28.524	27.596	52.670	2:33.039
16	10	Richard CROSSLEY	Jaguar XJS	3590	D	1	2:43.394	42.466	47.877	

Clerk of the Course - Sig.

Time

Orbits 4

Chief Timekeeper - Ian Sharp (SMART)

www.amb-it.com

Track

Weather

www.mylaps.com

Results on smart-timing.co.uk & mylaps.com

Licensed to: SMART

Toyo Tyres XJS Championship

Cadwell Park 2.173 Miles

Qualifying 5

06/09/2008 10:45

Practice started at 10:49:54

Lap	Lap Tm	Diff	Time of Day
(23) Stewart LYDDALL			
1	2:07.312	+6.384	10:52:51.081
2	2:09.883	+8.955	10:55:00.964
3	2:02.083	+1.155	10:57:03.047
4	2:00.966	+0.038	10:59:04.013
5	2:01.527	+0.599	11:01:05.540
6	2:00.928		11:03:06.468

(5) Andrew HARRISON			
1	2:09.287	+8.124	10:52:32.213
2	2:04.435	+3.272	10:54:36.648
3	2:04.725	+3.562	10:56:41.373
4	2:04.624	+3.461	10:58:45.997
5	2:02.178	+1.015	11:00:48.175
6	2:02.437	+1.274	11:02:50.612
7	2:01.163		11:04:51.775

(2) Gary HASTINGS			
1	2:20.778	+18.851	10:52:50.430
2	2:12.193	+10.266	10:55:02.623
3	2:05.096	+3.169	10:57:07.719
4	2:02.293	+0.366	10:59:10.012
5	2:03.063	+1.136	11:01:13.075
6	2:02.596	+0.669	11:03:15.671
7	2:01.927		11:05:17.598

(25) Matthew SKELTON			
1	2:16.189	+14.261	10:53:04.287
2	2:08.010	+6.082	10:55:12.297
3	2:03.243	+1.315	10:57:15.540
4	2:12.487	+10.559	10:59:28.027
5	2:01.928		11:01:29.955
6	2:02.049	+0.121	11:03:32.004
7	2:04.912	+2.984	11:05:36.916

(63) Lawrence BALL			
1	2:17.802	+15.409	10:52:50.916
2	2:12.161	+9.768	10:55:03.077
3	2:05.329	+2.936	10:57:08.406
4	2:02.393		10:59:10.799
5	2:08.773	+6.380	11:01:19.572
6	2:04.580	+2.187	11:03:24.152
7	2:03.357	+0.964	11:05:27.509

(9) Chris PALMER			
1	2:13.277	+10.458	10:52:56.709
2	2:11.702	+8.883	10:55:08.411
3	2:05.531	+2.712	10:57:13.942
4	2:04.364	+1.545	10:59:18.306
5	2:02.819		11:01:21.125
6	2:03.706	+0.887	11:03:24.831
7	2:03.186	+0.367	11:05:28.017

(37) Ray HILL			
1	2:20.930	+18.016	10:52:50.017
2	2:11.037	+8.123	10:55:01.054
3	2:08.584	+5.670	10:57:09.638
4	2:02.914		10:59:12.552
5	2:05.380	+2.466	11:01:17.932
6	2:07.569	+4.655	11:03:25.501

Lap	Lap Tm	Diff	Time of Day
7	2:04.376	+1.462	11:05:29.877
(74) Alax HARRISON			
1	2:10.494	+6.564	10:52:33.901
2	2:07.078	+3.148	10:54:40.979
3	2:08.192	+4.262	10:56:49.171
4	2:07.652	+3.722	10:58:56.823
5	2:05.302	+1.372	11:01:02.125
6	2:03.930		11:03:06.055
7	2:07.074	+3.144	11:05:13.129

(27) Lawrence COPPOCK			
1	2:13.642	+8.134	10:52:55.670
2	2:08.584	+3.076	10:55:04.254
3	2:08.655	+3.147	10:57:12.909
4	2:05.698	+0.190	10:59:18.607
5	2:07.240	+1.732	11:01:25.847
6	2:05.508		11:03:31.355
7	2:07.412	+1.904	11:05:38.767

(7) Mark RUSSELL			
1	2:25.449	+19.907	10:53:30.612
2	2:09.505	+3.963	10:55:40.117
3	2:08.450	+2.908	10:57:48.567
4	2:06.869	+1.327	10:59:55.436
5	2:05.542		11:02:00.978
6	2:11.363	+5.821	11:04:12.341

(42) Roger CHARLES			
1	2:14.837	+7.059	10:53:11.726
2	2:09.973	+2.195	10:55:21.699
3	2:15.063	+7.285	10:57:36.762
4	2:15.651	+7.873	10:59:52.413
5	2:07.778		11:02:00.191
6	2:08.996	+1.218	11:04:09.187

(31) Ian DRAGE			
1	2:27.892	+18.589	10:53:28.346
2	2:16.005	+6.702	10:55:44.351
3	2:14.412	+5.109	10:57:58.763
4	2:10.193	+0.890	11:00:08.956
5	2:09.303		11:02:18.259
6	2:13.819	+4.516	11:04:32.078

(73) Paul MERRETT			
1	2:27.757	+18.264	10:53:25.906
2	2:16.210	+6.717	10:55:42.116
3	2:12.584	+3.091	10:57:54.700
4	2:09.493		11:00:04.193
5	2:11.177	+1.684	11:02:15.370
6	2:10.209	+0.716	11:04:25.579

(47) Paul REYNOLDS			
1	2:26.436	+11.327	10:52:49.957
2	2:24.456	+9.347	10:55:14.413
3	2:22.044	+6.935	10:57:36.457
4	2:15.817	+0.708	10:59:52.274
5	2:18.608	+3.499	11:02:10.882
6	2:15.109		11:04:25.991

(12) Michael JOBSON

Lap	Lap Tm	Diff	Time of Day
1	2:48.342	+19.818	10:53:31.803
2	2:53.943	+25.419	10:56:25.746
3	2:36.743	+8.219	10:59:02.489
4	2:33.039	+4.515	11:01:35.528
5	2:28.524		11:04:04.052
(10) Richard CROSSLEY			
1	2:43.394		10:53:30.553

Clerk of the Course - Sig.

Time

Orbits 4

Chief Timekeeper - Ian Sharp (SMART)

www.amb-it.com

Track

Weather

www.mylaps.com

Results on smart-timing.co.uk & mylaps.com

Licensed to: SMART

POLE POSITION

1	1 23 Stewart LYDDALL 2:00.928
2	3 2 Gary HASTINGS 2:01.927
3	5 63 Lawrence BALL 2:02.393
4	7 37 Ray HILL 2:02.914
5	9 27 Lawrence COPPOCK 2:05.508
6	11 42 Roger CHARLES 2:07.778
7	13 73 Paul MERRETT 2:09.493
8	15 12 Michael JOBSON 2:28.524

2	5 Andrew HARRISON 2:01.163
4	25 Matthew SKELTON 2:01.928
6	9 Chris PALMER 2:02.819
8	74 Alax HARRISON 2:03.930
10	7 Mark RUSSELL 2:05.542
12	31 Ian DRAGE 2:09.303
14	47 Paul REYNOLDS 2:15.109
16	10 Richard CROSSLEY 2:43.394

Mono Championship (1800, 2000, Classic 2000)

Cadwell Park 2.173 Miles

Qualifying 6 - For Race 6

06/09/2008 11:05

Practice started at 11:13:45

Pos	No.	Name	Make/Model	CC	Class Cc	Laps	Best Tm	Diff n Lap	Best Spd	2nd Best
1	41	Tristan CLIFFE	Reynard 883	2000	MC	8	1:39.878		78.324	1:40.850
2	2	Jeremy TIMMS	Dallara F397	2000	M20	9	1:41.261	1.383	77.254	1:42.801
3	13	Julian CUTLER	Reynard 903	2000	MC	9	1:44.073	4.195	75.166	1:44.492
4	10	Neil GREGORY	Mygale Novis	2000	M20	8	1:44.971	5.093	74.523	1:46.210
5	29	Richard PURCELL	Vauxhall Lotus	2000	MC	8	1:45.424	5.546	74.203	1:50.156
6	18	Richard BASTOW	Mygale SJ00	2000	M20	8	1:45.973	6.095	73.819	1:46.168
7	23	Richard SNUGGS	Ralt RT30	2000	MC	8	1:47.073	7.195	73.060	1:49.709
8	47	Barry SMITH	Van Diemen FX02	2000	M20	8	1:49.201	9.323	71.637	1:49.295
9	7	Geoff FERN	Dallara 301	2000	M20	6	1:49.866	9.988	71.203	1:54.390
10	28	Lenny COLEMAN	Lotus Vauxhall	2000	MC	8	1:50.662	10.784	70.691	1:51.297
11	16	Mark SMITH	Tatuus RC07	1998	MC	8	1:51.026	11.148	70.459	1:53.232
12	64	Jim TIMMS	Van Diemen	1800	M18	7	1:51.139	11.261	70.388	1:55.346
13	5	Russ GILES	Reynard FVL	2000	MC	8	1:51.695	11.817	70.037	1:52.741
14	85	Peter BRAGG	Mygale SJ00	1800	M18	8	1:52.534	12.656	69.515	1:52.569
15	34	Graham READ	Dallara F395	2000	M20	7	1:53.053	13.175	69.196	1:53.530
16	35	Nick RUDD	Reynard FYL	2000	MC	7	1:55.553	15.675	67.699	1:56.281
17	93	Bill JANSON	Jamun 97M	1800	M18	8	1:55.970	16.092	67.455	1:56.504
18	63	Rupert READER	Van Diemen	1800	M18	7	1:56.828	16.950	66.960	2:00.575
19	74	Patrick HUSTON	Swift SC97Z	1800	M18	8	1:57.513	17.635	66.570	1:57.736
20	9	Douglas McLAY	MygaleSJ04	1800	M18	7	1:59.122	19.244	65.670	2:00.351
21	59	Jock SERGISON	Swift SC98Z	1998	M18	7	2:03.511	23.633	63.337	2:05.472
22	17	Graham PROBYN	Reynard 863	2000	MC	5	2:24.585	44.707	54.105	2:28.695

Announcements

Car No.64 - No working transponder - Please fix before racing.

Clerk of the Course - Sig.

Time

Orbits 4

Chief Timekeeper - Ian Sharp (SMART)

www.amb-it.com

Track

Weather

www.mylaps.com

Results on smart-timing.co.uk & mylaps.com

Licensed to: SMART

BRSCC/CSCC Classic & Jaguar Race Meeting


Mono Championship (1800, 2000, Classic 2000)

Cadwell Park 2.173 Miles

Qualifying 6 - For Race 6

06/09/2008 11:05

Practice started at 11:13:45



Lap	Lap Tm	Diff	Time of Day
6	2:00.023	+2.510	11:26:18.415
7	1:59.674	+2.161	11:28:18.089
8	1:57.513		11:30:15.602

(9) Douglas McLAY

Lap	Lap Tm	Diff	Time of Day
1	2:13.520	+14.398	11:17:11.136
2	2:04.901	+5.779	11:19:16.037
3	2:03.088	+3.966	11:21:19.125
4	2:02.120	+2.998	11:23:21.245
5	2:01.193	+2.071	11:25:22.438
6	1:59.122		11:27:21.560
7	2:00.351	+1.229	11:29:21.911

(59) Jock SERGISON

Lap	Lap Tm	Diff	Time of Day
1	2:18.406	+14.895	11:17:20.980
2	2:14.975	+11.464	11:19:35.955
3	2:12.695	+9.184	11:21:48.650
4	2:08.253	+4.742	11:23:56.903
5	2:05.472	+1.961	11:26:02.375
6	2:03.511		11:28:05.886
7	2:32.382	+28.871	11:30:38.268

(17) Graham PROBYN

Lap	Lap Tm	Diff	Time of Day
1	4:43.049	+2:18.464	11:19:35.660
2	2:35.746	+11.161	11:22:11.406
3	2:32.728	+8.143	11:24:44.134
4	2:28.695	+4.110	11:27:12.829
5	2:24.585		11:29:37.414

Lap Lap Tm Diff Time of Day

Lap Lap Tm Diff Time of Day

Clerk of the Course - Sig.

Time

Orbits 4

Chief Timekeeper - Ian Sharp (SMART)

www.amb-it.com

Track

Weather

www.mylaps.com

Results on smart-timing.co.uk & mylaps.com

Licensed to: SMART

POLE POSITION

1	1 41 Tristan CLIFFE 1:39.878
2	3 13 Julian CUTLER 1:44.073
3	5 29 Richard PURCELL 1:45.424
4	7 23 Richard SNUGGS 1:47.073
5	9 7 Geoff FERN 1:49.866
6	11 16 Mark SMITH 1:51.026
7	13 5 Russ GILES 1:51.695
8	15 34 Graham READ 1:53.053
9	17 93 Bill JANSON 1:55.970
10	19 74 Patrick HUSTON 1:57.513

2	2 Jeremy TIMMS 1:41.261
4	10 Neil GREGORY 1:44.971
6	18 Richard BASTOW 1:45.973
8	47 Barry SMITH 1:49.201
10	28 Lenny COLEMAN 1:50.662
12	64 Jim TIMMS 1:51.139
14	85 Peter BRAGG 1:52.534
16	35 Nick RUDD 1:55.553
18	63 Rupert READER 1:56.828
20	9 Douglas McLAY 1:59.122

BRSCC/CSCC Classic & Jaguar Race Meeting

Mono Championship (1800, 2000, Classic 2000)

Cadwell Park 2.173 Miles

Race 6 - First Race

06/09/2008 15:25

Race started at 16:32:12

11

21

59 Jock SERGISON
2:03.511

22

17 Graham PROBYN
2:24.585

Clerk of the Course - Sig.

Time

Orbits 4

Chief Timekeeper - Ian Sharp (SMART)

www.amb-it.com

Track

Weather

www.mylaps.com

Results on smart-timing.co.uk & mylaps.com

Licensed to: SMART

Sports v Saloon Challenge with JEC Powered by Jaguar

Cadwell Park 2.173 Miles

Qualifying 7

06/09/2008 11:30

Practice started at 11:34:17

Pos	No.	Name	Make/Model	CC	Clas	Laps	Best Tm	Diff n Lap	Best Spd	2nd Best
1	69	Mark STEWARD	Tiger RS6	2000	B	6	1:44.915		74.563	1:46.221
2	30	Stewart FENTON	Tiger CAT	1200	T	6	1:47.954	3.039	72.464	1:47.965
3	12	Alastair HUNTER	Peugeot 205 GTi	1905	B	4	1:49.965	5.050	71.139	1:51.944
4	61	Gerry SIMPSON	Caterham Superlight	1800	E	5	1:50.109	5.194	71.046	1:50.469
5	63	Andy TOONE	Caterham 7	1800	E	5	1:50.323	5.408	70.908	1:50.796
6	44	Peter DAVIES	Caterham	1800	E	4	1:50.546	5.631	70.765	1:54.194
7	55	Darren BERRIS	Westfield V8	3950	D	4	1:55.111	10.196	67.959	1:58.192
8	81	Bryan HEALEY	Sylva Riot	998	A	4	1:55.188	10.273	67.913	1:56.663
9	90	Peter FRENCH	Caterham Superlight	1800	E	4	1:55.994	11.079	67.441	1:58.230
10	93	Andrew O'CONNELL	Caterham R400	1800	E	4	1:57.546	12.631	66.551	2:00.152
11	9	Chris PALMER	Jaguar XJS	4000	D	4	1:58.948	14.033	65.767	2:00.891
12	99	Mac McCARTHY	Tiger Avon	2000	B	4	1:59.214	14.299	65.620	2:03.086
13	97	Lawrence COPPOCK	Jaguar XJS	6000	D	4	1:59.318	14.403	65.563	1:59.736
14	15	Kevin PULLEN	Honda Integra	2000	B	4	1:59.367	14.452	65.536	1:59.529
15	6	Pete HALLFORD	Chevrolet Camaro	5736	D	4	1:59.999	15.084	65.191	2:00.111
16	49	Brian WATSON	Stewart Taylor Locoblade	929	A	4	2:04.536	19.621	62.816	2:06.785
17	2	Peter LAWRENCE	Caterham Superlight	1800	E	4	2:06.939	22.024	61.626	2:07.733
18	46	Gareth NUTLEY	Reliane Scimitar SS1	1809	B	3	2:08.226	23.311	61.008	2:23.580
19	23	Steve FURNESS	MG MGF	1800	B	4	2:08.429	23.514	60.911	2:12.276
20	54	Andy VERDON	Jaguar XJ6	4200	E	4	2:11.122	26.207	59.660	2:12.080
21	39	John HOLMES	Rover Metro GTi	1600	A	4	2:11.389	26.474	59.539	2:11.849
22	3	Brian GEORGE	Jaguar X300	4000	D	4	2:11.670	26.755	59.412	2:12.478
23	4	David BALL	Jaguar XJS	5300	G	4	2:15.013	30.098	57.941	2:16.294
24	25	Joey BROWN	Rover Metro	1275	A	1	2:31.912	46.997	51.496	
25	37	Ian BROWN	Caterham 7	1800	C				-	
26	76	Simon FROWEN	Stewart Taylor Locoblade	919	A				-	

Clerk of the Course - Sig.

Time

Orbits 4

Chief Timekeeper - Ian Sharp (SMART)

www.amb-it.com

Track

Weather

www.mylaps.com

Results on smart-timing.co.uk & mylaps.com

Licensed to: SMART

Lap	Lap Tm	Diff	Time of Day
(69) Mark STEWARD			
1	1:54.066	+9.151	11:36:34.881
2	1:51.543	+6.628	11:38:26.424
3	9:02.710	+7:17.795	11:47:29.134
4	1:46.863	+1.948	11:49:15.997
5	1:44.915		11:51:00.912
6	1:46.221	+1.306	11:52:47.133
(30) Stewart FENTON			
1	1:53.766	+5.812	11:36:36.829
2	1:50.868	+2.914	11:38:27.697
3	9:06.964	+7:19.010	11:47:34.661
4	1:47.965	+0.011	11:49:22.626
5	1:50.672	+2.718	11:51:13.298
6	1:47.954		11:53:01.252
(12) Alastair HUNTER			
1	2:00.446	+10.481	11:47:17.491
2	1:53.180	+3.215	11:49:10.671
3	1:51.944	+1.979	11:51:02.615
4	1:49.965		11:52:52.580
(61) Gerry SIMPSON			
1	2:10.388	+20.279	11:37:04.162
2	5:43.941	+3:53.832	11:47:28.808
3	1:51.684	+1.575	11:49:20.492
4	1:50.109		11:51:10.601
5	1:50.469	+0.360	11:53:01.070
(63) Andy TOONE			
1	2:09.181	+18.858	11:37:24.127
2	5:43.598	+3:53.275	11:47:31.886
3	1:50.323		11:49:22.209
4	1:50.796	+0.473	11:51:13.005
5	1:59.066	+8.743	11:53:12.071
(44) Peter DAVIES			
1	2:17.092	+26.546	11:37:40.936
2	10:10.348	+8:19.802	11:47:51.284
3	1:54.194	+3.648	11:49:45.478
4	1:50.546		11:51:36.024
(55) Darren BERRIS			
1	2:28.080	+32.969	11:37:33.143
2	10:11.192	+8:16.081	11:47:44.335
3	1:55.111		11:49:39.446
4	1:58.192	+3.081	11:51:37.638
(81) Bryan HEALEY			
1	2:08.398	+13.210	11:37:00.312
2	6:11.082	+4:15.894	11:47:46.708
3	1:56.663	+1.475	11:49:43.371
4	1:55.188		11:51:38.559
(90) Peter FRENCH			
1	2:12.285	+16.291	11:36:59.679
2	6:11.675	+4:15.681	11:47:39.321
3	1:58.230	+2.236	11:49:37.551
4	1:55.994		11:51:33.545

Lap	Lap Tm	Diff	Time of Day
(93) Andrew O'CONNELL			
1	2:00.424	+2.878	11:38:33.464
2	9:05.273	+7:07.727	11:47:38.737
3	2:00.152	+2.606	11:49:38.889
4	1:57.546		11:51:36.435
(9) Chris PALMER			
1	2:13.166	+14.218	11:37:43.887
2	10:08.952	+8:10.004	11:47:52.839
3	2:00.891	+1.943	11:49:53.730
4	1:58.948		11:51:52.678
(99) Mac McARTHUR			
1	2:11.010	+11.796	11:36:57.403
2	10:52.449	+8:53.235	11:47:49.852
3	2:03.086	+3.872	11:49:52.938
4	1:59.214		11:51:52.152
(97) Lawrence COPPOCK			
1	2:14.253	+14.935	11:37:24.234
2	5:45.848	+3:46.530	11:47:37.351
3	1:59.318		11:49:36.669
4	1:59.736	+0.418	11:51:36.405
(15) Kevin PULLEN			
1	2:10.750	+11.383	11:37:15.945
2	5:51.299	+3:51.932	11:47:34.796
3	1:59.367		11:49:34.163
4	1:59.529	+0.162	11:51:33.692
(6) Pete HALLFORD			
1	2:24.377	+24.378	11:37:55.170
2	10:14.179	+8:14.180	11:48:09.349
3	2:00.111	+0.112	11:50:09.460
4	1:59.999		11:52:09.459
(49) Brian WATSON			
1	2:18.962	+14.426	11:37:32.246
2	10:23.395	+8:18.859	11:47:55.641
3	2:06.785	+2.249	11:50:02.426
4	2:04.536		11:52:06.962
(2) Peter LAWRENCE			
1	2:06.939		11:37:12.761
2	6:12.750	+4:05.811	11:47:53.886
3	2:07.733	+0.794	11:50:01.619
4	2:12.847	+5.908	11:52:14.466
(46) Gareth NUTLEY			
1	2:23.580	+15.354	11:37:46.555
2	11:30.214	+9:21.988	11:49:16.769
3	2:08.226		11:51:24.995
(23) Steve FURNESS			
1	2:27.712	+19.283	11:38:13.120
2	9:36.290	+7:27.861	11:47:49.410
3	2:12.276	+3.847	11:50:01.686
4	2:08.429		11:52:10.115
(54) Andy VERDON			
1	2:22.544	+11.422	11:38:02.439

Lap	Lap Tm	Diff	Time of Day
2	10:09.209	+7:58.087	11:48:11.648
3	2:11.122		11:50:22.770
4	2:12.080	+0.958	11:52:34.850
(39) John HOLMES			
1	2:26.362	+14.973	11:37:41.451
2	10:28.003	+8:16.614	11:48:09.454
3	2:11.849	+0.460	11:50:21.303
4	2:11.389		11:52:32.692
(3) Brian GEORGE			
1	2:25.034	+13.364	11:37:44.576
2	10:17.351	+8:05.681	11:48:01.927
3	2:12.478	+0.808	11:50:14.405
4	2:11.670		11:52:26.075
(4) David BALL			
1	2:28.658	+13.645	11:38:12.204
2	10:06.601	+7:51.588	11:48:18.805
3	2:15.013		11:50:33.818
4	2:16.294	+1.281	11:52:50.112
(25) Joey BROWN			
1	2:31.912		11:52:39.191

POLE POSITION

1	1 69 Mark STEWARD 1:44.915
2	3 12 Alastair HUNTER 1:49.965
3	5 63 Andy TOONE 1:50.323
4	7 81 Bryan HEALEY 1:55.188
5	9 93 Andrew O'CONNELL 1:57.546
6	11 99 Mac McCARTHY 1:59.214
7	13 15 Kevin PULLEN 1:59.367
8	15 49 Brian WATSON 2:04.536
9	17 46 Gareth NUTLEY 2:08.226
10	19 54 Andy VERDON 2:11.122

2	30 Stewart FENTON 1:47.954
4	61 Gerry SIMPSON 1:50.109
6	55 Darren BERRIS 1:55.111
8	90 Peter FRENCH 1:55.994
10	9 Chris PALMER 1:58.948
12	97 Lawrence COPPOCK 1:59.318
14	6 Pete HALLFORD 1:59.999
16	2 Peter LAWRENCE 2:06.939
18	23 Steve FURNESS 2:08.429
20	39 John HOLMES 2:11.389

11

21

3 Brian GEORGE
2:11.670

22

4 David BALL
2:15.013

12

23

25 Joey BROWN
2:31.912

24

37 Ian BROWN

13

25

76 Simon FROWEN

Mono Championship (1600, 1200[F] & 1200[S])

Cadwell Park 2.173 Miles

Qualifying 8 - For Race 8

06/09/2008 11:50

Practice started at 11:56:10

Pos	No.	Name	Make/Model	CC	Class Cc	Laps	Best Tm	Diff n Lap	Best Spd	2nd Best
1	23	Kat IMPEY	Jedi Mk6	600	B	8	1:35.507		81.908	1:35.604
2	37	Ben ANDERSON	Jedi Mk6	1000	B	8	1:35.907	0.400	81.567	1:36.754
3	26	Chris VINALL	JKS DR08	1000	A	8	1:37.798	2.291	79.989	1:39.370
4	21	Geoff JONES	Speads RM02	1000	B	7	1:39.706	4.199	78.459	1:42.080
5	1	David TILSON	Jedi Mk6	1000	B	8	1:39.738	4.231	78.433	1:40.552
6	6	Stuart DIGBY	Jedi Mk6	1000	B	8	1:39.898	4.391	78.308	1:40.120
7	11	Steve CAVE	JKS RM07	1000	B	7	1:41.686	6.179	76.931	1:42.010
8	16	Stephen BROOKS	Speads RM03	1100	A	5	1:42.387	6.880	76.404	1:42.969
9	27	Ake BORNEBUSCH	Jedi Mk6	998	A	5	1:42.547	7.040	76.285	1:43.960
10	77	Geoff FERN	Van Diemen RF89	1600	C	7	1:45.918	10.411	73.857	1:47.052
11	2	Peter WHITMORE	Van Diemen	996	A	7	1:46.235	10.728	73.637	1:46.377
12	66	David PARKINSON	Raynard FF83	1600	C	7	1:48.383	12.876	72.177	1:49.656
13	75	Dave BRADY	Van Diemen RF88	1600	C	7	1:49.495	13.988	71.444	1:52.407
14	58	Ewan SERGISON	Phoenix 002	1600	C	5	1:49.755	14.248	71.275	1:51.630
15	55	Tony COTTON	Van Diemen	1600	C	6	1:51.043	15.536	70.448	1:52.905
16	53	Tony DAVIES	Van Diemen	1994	C	6	1:52.207	16.700	69.718	1:53.113
17	15	Len TURNER	Jedi Mk6	998	B	6	1:52.426	16.919	69.582	1:54.178
18	24	Neil BROWN	Jedi Mk4	600	A	6	1:54.239	18.732	68.477	1:57.106
19	78	James CHAPMAN	Jamun M97	1600	C	7	1:55.006	19.499	68.021	1:56.460
20	60	Brian JONES	Formula Renault	1721	C	6	2:04.745	29.238	62.710	2:06.302
21	67	Sara FOGG	Agent DR1	1600	C	6	2:09.024	33.517	60.631	2:12.550

Clerk of the Course - Sig.

Time

Orbits 4

Chief Timekeeper - Ian Sharp (SMART)

www.amb-it.com

Track

Weather

www.mylaps.com

Results on smart-timing.co.uk & mylaps.com

Licensed to: SMART

POLE POSITION

1	1 23 Kat IMPEY 1:35.507
2	3 26 Chris VINALL 1:37.798
3	5 1 David TILSON 1:39.738
4	7 11 Steve CAVE 1:41.686
5	9 27 Ake BORNEBUSCH 1:42.547
6	11 2 Peter WHITMORE 1:46.235
7	13 75 Dave BRADY 1:49.495
8	15 55 Tony COTTON 1:51.043
9	17 15 Len TURNER 1:52.426
10	19 78 James CHAPMAN 1:55.006

2	37 Ben ANDERSON 1:35.907
4	21 Geoff JONES 1:39.706
6	6 Stuart DIGBY 1:39.898
8	16 Stephen BROOKS 1:42.387
10	77 Geoff FERN 1:45.918
12	66 David PARKINSON 1:48.383
14	58 Ewan SERGISON 1:49.755
16	53 Tony DAVIES 1:52.207
18	24 Neil BROWN 1:54.239
20	60 Brian JONES 2:04.745

11

21

67 Sara FOGG
2:09.024

Red Dragon R&T Club Nippon Challenge

Cadwell Park 2.173 Miles

Race 1 - First Race

06/09/2008 12:45

Race (15:00 Time) started at 13:03:33

Pos	No.	Name	Make/Model	CC	Class C	Laps	Total Tm	Diff	Best Tm	Best Spd
1	23	Graham POULTNEY	Impreza Sti	2000T	E	9	15:31.671		1:41.690	76.928
2	10	Andy HARVEY	Impreza Wrx	2000T	E	9	15:32.495	0.824	1:40.785	77.619
3	2	Simon DEATON	Mitsubishi Evo 5	2000T	C	9	15:44.935	13.264	1:42.813	76.088
4	19	James NICHOLLS	Honda Integra	1800	A	9	16:23.909	52.238	1:47.072	73.061
5	37	Kris DUNLOP	Honda Civic	1800	A	9	16:33.087	1:01.416	1:48.396	72.169
6	26	Sean ALFORD	Impreza Wrx	2000T	E	9	16:43.184	1:11.513	1:47.186	72.983
7	3	Tom ROCHE	Maxda MX5	1600	B	9	16:46.645	1:14.974	1:49.625	71.360
8	32	Charles PLUMLEY	Mazda MX5	1600	B	9	17:02.712	1:31.041	1:51.758	69.998
9	99	Jonathan BLAKE	Mazda MX5	1600	B	9	17:03.181	1:31.510	1:51.470	70.179
10	24	Alix THOMPSON	Impreza Sti	2000T	E	9	17:08.994	1:37.323	1:51.039	70.451
11	8	Carl POWELL	Mazda MX5	1600	B	9	17:15.113	1:43.442	1:52.900	69.290
12	65	Lucas ORDONE	Nissan 350Z	3500T	D	9	17:15.273	1:43.602	1:48.880	71.848
13	56	Chris ROWLINSON	Mazda MX5	1600	B	9	17:17.762	1:46.091	1:53.014	69.220
14	83	Sarah WHERRY	Toyota MR2 Mk2	2000	F	9	17:25.371	1:53.700	1:51.118	70.401
15	1	Jonathan GREENSMITH	Mazda MX5	1600	B R1	8	15:38.085	1 Lap	1:53.609	68.857
16	25	Chris LONGMORE	Mazda MX5	1600	B	8	15:41.727	1 Lap	1:55.082	67.976
17	77	Kevin MIDDLETON	Mazda MX5	1600	B	8	15:42.031	1 Lap	1:54.360	68.405
18	15	Kevin PULLAN	Honda Integra	1800	A	8	15:47.661	1 Lap	1:54.325	68.426
19	22	Jenny GARRETT	Mazda MX5	1600	B	8	15:48.231	1 Lap	1:54.033	68.601
20	64	Lars SCHLOME	Nissan 350Z	3500T	D	8	15:50.755	1 Lap	1:53.606	68.859
21	31	Jason JESSE	Toyota MR2 Mk1	1600	F	8	15:50.975	1 Lap	1:55.644	67.646
22	88	Simon McALPINE	Mazda	1600	B	8	15:51.596	1 Lap	1:55.091	67.971
23	72	Andrew CLARKSON	Mazda MX5	1600	B	8	15:52.292	1 Lap	1:55.080	67.977
24	35	Rob JEFFERIES	Toyota MR2	200	F	8	15:57.212	1 Lap	1:56.219	67.311
25	17	Gareth NEWTON	Toyota MR2	2000	F	8	16:13.665	1 Lap	1:57.928	66.335
26	46	Stuart WARD	Mitsubishi FTO/GPX	2000	C	8	16:28.866	1 Lap	2:00.792	64.763
Not classified (80% = 7 Laps)										
DNF	55	Martin STEVENSON	Mazda MX5	1600	B	7	13:44.338	DNF	1:53.846	68.714
DNF	7	Tony CROSSLEY	Mazda RX7	1300T	B		3.255	DNF		-
DNS	80	Sam HILL	Mazda MX5	1600	B			DNS		-

Margin of Victory	Avg. Speed	Best Lap Tm	Best Spd	Best Lap by
0.824	75.569	1:40.785	77.619	10 - Andy HARVEY

Clerk of the Course - Sig. Time Orbits 4
 Chief Timekeeper - Ian Sharp (SMART) www.amb-it.com
 Track Weather www.mylaps.com
 Results on smart-timing.co.uk & mylaps.com Licensed to: SMART

Lap	Lap Tm	Diff	Time of Day
(15) Kevin PULLAN			
1	2:07.192	+12.867	13:05:46.969
2	1:54.997	+0.672	13:07:41.966
3	1:54.325		13:09:36.291
4	1:55.151	+0.826	13:11:31.442
5	1:54.910	+0.585	13:13:26.352
6	1:54.831	+0.506	13:15:21.183
7	1:55.703	+1.378	13:17:16.886
8	2:04.445	+10.120	13:19:21.331

Lap	Lap Tm	Diff	Time of Day
(22) Jenny GARRETT			
1	2:07.280	+13.247	13:05:49.085
2	1:57.231	+3.198	13:07:46.316
3	1:54.033		13:09:40.349
4	1:54.686	+0.653	13:11:35.035
5	1:56.869	+2.836	13:13:31.904
6	1:54.828	+0.795	13:15:26.732
7	1:58.125	+4.092	13:17:24.857
8	1:57.044	+3.011	13:19:21.901

Lap	Lap Tm	Diff	Time of Day
(64) Lars SCHLOME			
1	2:08.108	+14.502	13:05:51.355
2	1:56.926	+3.320	13:07:48.281
3	1:54.994	+1.388	13:09:43.275
4	1:58.952	+5.346	13:11:42.227
5	1:55.066	+1.460	13:13:37.293
6	1:53.606		13:15:30.899
7	1:55.032	+1.426	13:17:25.931
8	1:58.494	+4.888	13:19:24.425

Lap	Lap Tm	Diff	Time of Day
(31) Jason JESSE			
1	2:04.672	+9.028	13:05:45.610
2	1:56.167	+0.523	13:07:41.777
3	1:56.348	+0.704	13:09:38.125
4	1:56.339	+0.695	13:11:34.464
5	1:55.644		13:13:30.108
6	1:56.130	+0.486	13:15:26.238
7	1:57.687	+2.043	13:17:23.925
8	2:00.720	+5.076	13:19:24.645

Lap	Lap Tm	Diff	Time of Day
(88) Simon McALPINE			
1	2:07.654	+12.563	13:05:47.939
2	1:55.091		13:07:43.030
3	1:55.354	+0.263	13:09:38.384
4	1:56.306	+1.215	13:11:34.690
5	1:55.715	+0.624	13:13:30.405
6	1:56.159	+1.068	13:15:26.564
7	1:55.191	+0.100	13:17:21.755
8	2:03.511	+8.420	13:19:25.266

Lap	Lap Tm	Diff	Time of Day
(72) Andrew CLARKSON			
1	2:01.814	+6.734	13:05:41.811
2	1:55.491	+0.411	13:07:37.302
3	1:56.395	+1.315	13:09:33.697
4	1:56.558	+1.478	13:11:30.255
5	1:55.080		13:13:25.335
6	1:58.167	+3.087	13:15:23.502
7	1:57.161	+2.081	13:17:20.663
8	2:05.299	+10.219	13:19:25.962

Lap	Lap Tm	Diff	Time of Day
(35) Rob JEFFERIES			
1	2:07.327	+11.108	13:05:48.618
2	1:56.311	+0.092	13:07:44.929
3	1:56.790	+0.571	13:09:41.719
4	2:03.613	+7.394	13:11:45.332
5	1:56.668	+0.449	13:13:42.000
6	1:56.226	+0.007	13:15:38.226
7	1:56.219		13:17:34.445
8	1:56.437	+0.218	13:19:30.882

Lap	Lap Tm	Diff	Time of Day
(17) Gareth NEWTON			
1	2:08.969	+11.041	13:05:51.174
2	2:00.153	+2.225	13:07:51.327
3	2:00.334	+2.406	13:09:51.661
4	1:58.852	+0.924	13:11:50.513
5	1:57.928		13:13:48.441
6	2:00.528	+2.600	13:15:48.969
7	1:59.240	+1.312	13:17:48.209
8	1:59.126	+1.198	13:19:47.335

Lap	Lap Tm	Diff	Time of Day
(46) Stuart WARD			
1	2:08.287	+7.495	13:05:52.950
2	2:01.721	+0.929	13:07:54.671
3	2:00.918	+0.126	13:09:55.589
4	2:01.718	+0.926	13:11:57.307
5	2:02.130	+1.338	13:13:59.437
6	2:01.356	+0.564	13:16:00.793
7	2:00.792		13:18:01.585
8	2:00.951	+0.159	13:20:02.536

Lap	Lap Tm	Diff	Time of Day
(55) Martin STEVENSON			
1	2:01.949	+8.103	13:05:42.507
2	1:55.396	+1.550	13:07:37.903
3	1:57.003	+3.157	13:09:34.906
4	1:54.880	+1.034	13:11:29.786
5	1:53.846		13:13:23.632
6	1:58.753	+4.907	13:15:22.385
7	1:55.623	+1.777	13:17:18.008

Red Dragon R&T Club Nippon Challenge

Cadwell Park 2.173 Miles

Race 1 - First Race

06/09/2008 12:45

Race (15:00 Time) started at 13:03:33

Competitors	Laps									
	0	1	2	3	4	5	6	7	8	9
Simon DEATON (2)	1	2	2	2	23	23	23	23	23	23
Andy HARVEY (10)	2	10	23	23	2	2	10	10	10	10
Graham POULTNEY (23)	3	23	10	10	10	10	2	2	2	2
Kris DUNLOP (37)	4	37	37	37	19	19	19	19	19	19
Tony CROSSLEY (7)	5	7	19	19	37	37	37	37	37	37
James NICHOLLS (19)	6	19	83	3	3	3	26	26	26	26
Sarah WHERRY (83)	7	83	3	83	83	26	3	3	3	3
Jonathan BLAKE (99)	8	99	32	32	26	83	32	32	32	32
Tom ROCHE (3)	9	3	99	99	32	32	99	99	99	99
Carl POWELL (8)	10	8	8	8	99	99	83	8	24	24
Kevin MIDDLETON (77)	11	77	77	26	8	8	8	24	8	8
Chris LONGMORE (25)	12	25	25	77	77	56	24	56	56	65
Charles PLUMLEY (32)	13	32	56	56	56	24	56	83	65	65
Chris ROWLINSON (56)	14	56	72	72	24	77	77	65	83	83
Kevin PULLAN (15)	15	15	26	55	72	55	55	15	15	25
Andrew CLARKSON (72)	16	72	55	25	25	72	65	77	55	77
Simon McALPINE (88)	17	88	24	24	55	25	72	55	25	15
Alix THOMPSON (24)	18	24	31	31	15	15	15	25	77	22
Martin STEVENSON (55)	19	55	15	15	31	65	25	72	72	64
Jason JESSE (31)	20	31	88	88	88	31	31	31	88	31
Sean ALFORD (26)	21	26	35	65	65	88	88	88	31	88
Rob JEFFERIES (35)	22	35	65	35	22	22	22	22	22	72
Lucas ORDONE (65)	23	65	22	22	35	64	64	64	64	35
Jenny GARRETT (22)	24	22	17	64	64	35	35	35	35	17
Gareth NEWTON (17)	25	17	64	17	17	17	17	17	17	46
Lars SCHLOME (64)	26	64	46	46	46	46	46	46	46	
Stuart WARD (46)	27	46	1	1	1	1	1	1	1	
Jonathan GREENSMITH (1)	28	1								
-	29									

Clerk of the Course - Sig.

Time

Orbits 4

Chief Timekeeper - Ian Sharp (SMART)

www.amb-it.com

Track

Weather

www.mylaps.com

Results on smart-timing.co.uk & mylaps.com

Licensed to: SMART

Jaguar Classic Parts Saloon Championship

Cadwell Park 2.173 Miles

Race 2 - First Race

06/09/2008 13:05

Race (15:00 and 1 Laps) started at 13:32:47


Pos	No.	Name	Make/Model	CC	Class	Laps	Total Tm	Diff	Best Tm	Best Spd
1	48	Mike CANN	Jaguar XJ40	4000	D	9	17:26.758		1:51.611	70.090
2	62	Tm MORRANT	Jaguar XJ6	4200	B	9	17:28.159	1.401	1:51.594	70.101
3	32	Richard DORLIN	Jaguar XJ6	4200	B	9	17:37.581	10.823	1:50.338	70.899
4	1	Chris BOON	Jaguar XJR	4000	B	9	17:48.169	21.411	1:53.176	69.121
5	57	David BYE	Jaguar XJ6	4200	B	9	17:56.561	29.803	1:55.672	67.629
6	10	Peter DORLIN	Jaguar Mk2	3800	D	9	17:56.768	30.010	1:56.171	67.339
7	54	Rick WALKER	jaguar XJ6	4200	B	9	17:57.396	30.638	1:55.848	67.526
8	18	Nick GWINNUTT	Jaguar XJ6 X300	3990	E	9	18:12.808	46.050	1:56.888	66.926
9	26	Neil TAYLOR	Jaguar S Type	3000	E	9	18:13.153	46.395	1:57.307	66.687
10	7	Trevor BAINES	Jaguar X Type	3000	E	9	18:13.316	46.558	1:57.532	66.559
11	46	Dean SEWELL	Jaguar XJ6	4200	A	9	18:37.746	1:10.988	1:58.077	66.252
12	36	Colin McKAY	Jaguar Mk2	4200	A	9	18:43.813	1:17.055	2:00.968	64.668
13	79	John SLATER	Jaguar XJ40	3982	B	9	18:43.952	1:17.194	2:00.206	65.078
14	35	Philip WOODS	Jaguar XJ40	4000	A	9	18:48.130	1:21.372	1:57.203	66.746
15	72	Guy CONNEW	Jaguar XJ6	4200	A	9	19:04.068	1:37.310	2:02.281	63.974
16	91	Patrick DOYLE	Jaguar XJ6	4200	A	9	19:15.726	1:48.968	2:04.254	62.958
17	61	Duncan ROSS	jaguar XJ40	3600	A	9	19:29.994	2:03.236	2:04.862	62.652
18	3	Brian GEORGE	Jaguar XJ6 X300	4000	E	8	18:22.749	1 Lap	2:08.783	60.744
19	12	Andrew JEFFREY	Jaguar Lister XJ	4000	D	8	18:31.753	1 Lap	2:14.375	58.216

Not classified (80% = 7 Laps)

DNF	65	Simon LEWIS	Jaguar XJ6	4200	B	8	15:37.822	DNF	1:51.650	70.065
DNF	37	Ken ANGELL	Jaguar XJ40	4000	A	8	16:00.828	DNF	1:56.192	67.326

Margin of Victory	Avg. Speed	Best Lap Tm	Best Spd	Best Lap by
1.401	67.260	1:50.338	70.899	32 - Richard DORLIN

Clerk of the Course - Sig.	Time	Orbits 4
Chief Timekeeper - Ian Sharp (SMART)		www.amb-it.com
Track	Weather	www.mylaps.com
Results on smart-timing.co.uk & mylaps.com		Licensed to: SMART



Lap	Lap Tm	Diff	Time of Day
6	2:06.576	+1.714	13:46:00.962
7	2:04.862		13:48:05.824
8	2:06.093	+1.231	13:50:11.917
9	2:05.224	+0.362	13:52:17.141

(3) Brian GEORGE

1	2:11.365	+2.582	13:35:06.108
2	2:08.783		13:37:14.891
3	2:10.259	+1.476	13:39:25.150
4	2:09.517	+0.734	13:41:34.667
5	2:28.259	+19.476	13:44:02.926
6	2:09.394	+0.611	13:46:12.320
7	2:40.792	+32.009	13:48:53.112
8	2:16.784	+8.001	13:51:09.896

(12) Andrew JEFFREY

1	2:16.740	+2.365	13:35:12.234
2	2:19.270	+4.895	13:37:31.504
3	2:21.098	+6.723	13:39:52.602
4	2:19.879	+5.504	13:42:12.481
5	2:16.489	+2.114	13:44:28.970
6	2:17.225	+2.850	13:46:46.195
7	2:18.330	+3.955	13:49:04.525
8	2:14.375		13:51:18.900

(65) Simon LEWIS

1	1:59.954	+8.304	13:34:50.222
2	1:55.156	+3.506	13:36:45.378
3	2:06.568	+14.918	13:38:51.946
4	1:59.483	+7.833	13:40:51.429
5	1:56.373	+4.723	13:42:47.802
6	1:53.058	+1.408	13:44:40.860
7	1:52.459	+0.809	13:46:33.319
8	1:51.650		13:48:24.969

(37) Ken ANGELL

1	2:01.989	+5.797	13:34:53.751
2	1:57.465	+1.273	13:36:51.216
3	2:04.315	+8.123	13:38:55.531
4	2:02.789	+6.597	13:40:58.320
5	1:58.990	+2.798	13:42:57.310
6	1:57.026	+0.834	13:44:54.336
7	1:56.192		13:46:50.528
8	1:57.447	+1.255	13:48:47.975

Lap	Lap Tm	Diff	Time of Day
-----	--------	------	-------------

Lap	Lap Tm	Diff	Time of Day
-----	--------	------	-------------

Jaguar Classic Parts Saloon Championship

Cadwell Park 2.173 Miles

Race 2 - First Race

06/09/2008 13:05

Race (15:00 and 1 Laps) started at 13:32:47

Competitors	Laps									
	0	1	2	3	4	5	6	7	8	9
Richard DORLIN (32)	1	32	57	32	32	32	32	32	48	48
David BYE (57)	2	57	32	57	57	57	57	48	62	62
Simon LEWIS (65)	3	65	65	62	62	62	48	62	65	32
Tm MORRANT (62)	4	62	62	62	48	48	48	62	65	32
Chris BOON (1)	5	1	48	48	65	65	65	65	57	1
Mike CANN (48)	6	48	1	1	1	1	1	1	57	10
Trevor BAINES (7)	7	7	10	10	10	10	10	10	10	54
Neil TAYLOR (26)	8	26	37	37	37	37	37	37	37	18
Peter DORLIN (10)	9	10	26	54	54	54	54	54	54	26
Ken ANGELL (37)	10	37	54	26	18	18	18	35	35	18
John SLATER (79)	11	79	18	18	26	35	35	18	18	26
Philip WOODS (35)	12	35	35	35	35	7	7	7	26	7
Nick GWINNUTT (18)	13	18	7	7	7	26	26	26	7	46
Rick WALKER (54)	14	54	36	36	36	36	36	46	36	35
Colin McKAY (36)	15	36	46	79	79	79	46	46	36	79
Guy CONNEW (72)	16	72	79	46	46	46	79	79	79	35
Dean SEWELL (46)	17	46	72	72	72	72	72	72	72	61
Brian GEORGE (3)	18	3	3	3	3	3	91	91	91	91
Patrick DOYLE (91)	19	91	91	91	91	91	61	61	61	61
Andrew JEFFREY (12)	20	12	12	12	61	61	3	3	3	3
Duncan ROSS (61)	21	61	61	61	12	12	12	12	12	12

Clerk of the Course - Sig.

Time

Orbits 4

Chief Timekeeper - Ian Sharp (SMART)

www.amb-it.com

Track

Weather

www.mylaps.com

Results on smart-timing.co.uk & mylaps.com

Licensed to: SMART



POLE POSITION

1	1 48 Mike CANN 9
2	3 32 Richard DORLIN 9
3	5 57 David BYE 9
4	7 54 Rick WALKER 9
5	9 26 Neil TAYLOR 9
6	11 46 Dean SEWELL 9
7	13 79 John SLATER 9
8	15 72 Guy CONNEW 9
9	17 61 Duncan ROSS 9
10	19 12 Andrew JEFFREY 8

2	62 Tm MORRANT 9
4	1 Chris BOON 9
6	10 Peter DORLIN 9
8	18 Nick GWINNUTT 9
10	7 Trevor BAINES 9
12	36 Colin McKAY 9
14	35 Philip WOODS 9
16	91 Patrick DOYLE 9
18	3 Brian GEORGE 8
20	65 Simon LEWIS 8

11

21

37 Ken ANGELL
8

Tiger v Caterham Challenge

Cadwell Park 2.173 Miles

Race 3 - First Race

06/09/2008 13:25

Race (15:00 Time) started at 14:10:06

Pos	No.	Name	Make/Model	CC	Class	C	Laps	Total Tm	Diff	Best Tm	Best Spd
1	69	Mark STEWARD	Tiger RS6	2000	T		9	15:07.283		1:38.391	79.507
2	37	Ian BROWN	Caterham 7	1800	C		9	15:10.489	3.206	1:39.305	78.775
3	39	Stewart FENTON	Tiger CAT	1200	T		9	15:17.861	10.578	1:39.786	78.396
4	63	Andy TOONE	Caterham	1800	C		9	15:18.606	11.323	1:38.800	79.178
5	93	Andrew O'CONNELL	Caterham R400	18000	C		9	15:19.523	12.240	1:39.402	78.699
6	44	Peter DAVIES	Caterham	1800	C		9	15:27.041	19.758	1:39.844	78.350
7	2	Peter LAWRENCE	Caterham Superlight	1800	C		9	15:27.239	19.956	1:39.198	78.860
8	6	Paul DUDLEY	Tiger R6	2000	T		9	15:28.682	21.399	1:40.503	77.836
9	58	Mick GRANT	Tiger R6	2000	T		9	15:43.723	36.440	1:42.508	76.314
10	47	David JONES	Tiger B6	1200	T		9	15:51.567	44.284	1:40.701	77.683
11	61	Gerry SIMPSON	Caterham Superlight	1800	C		9	16:06.369	59.086	1:45.289	74.298
12	90	Peter FRENCH	Caterham Superlight	1800	C		9	16:06.865	59.582	1:44.700	74.716
13	91	Steve QUENBY	Tiger R6	2000	T		9	16:08.319	1:01.036	1:45.343	74.260
14	27	Garry LAPINSKIS	Tiger R6	2000	T		9	16:20.506	1:13.223	1:47.104	73.039
15	23	Mark WITHEY	Tiger Avon	2000	T		9	16:32.766	1:25.483	1:47.131	73.021
16	10	Paul CLARKE	Tiger Avon	2000	T		9	16:34.671	1:27.388	1:47.338	72.880
17	50	John WALTON	Tiger R6	2000	T		8	15:27.460	1 Lap	1:49.096	71.706
18	70	Michael PEARCE	Tiger Avon	2000	T		8	15:36.375	1 Lap	1:54.384	68.391
19	17	Chris BROOKS	Tiger R6	2000	T		8	15:36.959	1 Lap	1:53.959	68.646
20	99	Dave DAVIES	Tiger Avon	2000	T		8	15:49.594	1 Lap	1:56.301	67.263
Not classified (80% = 7 Laps)											
	11	Nick STARKEY	Caterham Superlight	1800	C						-
DNF	77	Chris GRAY	Tiger Super S4	2000	T		6	11:56.550	DNF	1:54.275	68.456
DNS	74	Ben SHALDERS	Catreham 7	1800	C				DNF		-

Margin of Victory	Avg. Speed	Best Lap Tm	Best Spd	Best Lap by
3.206	77.600	1:38.391	79.507	69 - Mark STEWARD

Clerk of the Course - Sig.	Time	Orbits 4
Chief Timekeeper - Ian Sharp (SMART)		www.amb-it.com
Track	Weather	www.mylaps.com
Results on smart-timing.co.uk & mylaps.com		Licensed to: SMART


Tiger v Caterham Challenge

Cadwell Park 2.173 Miles

Race 3 - First Race

06/09/2008 13:25

Race (15:00 Time) started at 14:10:06



Lap	Lap Tm	Diff	Time of Day
6	1:55.476	+6.380	14:21:53.570
7	1:51.604	+2.508	14:23:45.174
8	1:49.096		14:25:34.270

(70) Michael PEARCE

Lap	Lap Tm	Diff	Time of Day
1	1:58.966	+4.582	14:12:11.307
2	1:58.307	+3.923	14:14:09.614
3	1:58.438	+4.054	14:16:08.052
4	1:54.880	+0.496	14:18:02.932
5	1:54.384		14:19:57.316
6	1:55.090	+0.706	14:21:52.406
7	1:55.914	+1.530	14:23:48.320
8	1:54.865	+0.481	14:25:43.185

(17) Chris BROOKS

Lap	Lap Tm	Diff	Time of Day
1	2:00.555	+6.596	14:12:13.998
2	1:57.452	+3.493	14:14:11.450
3	1:56.411	+2.452	14:16:07.861
4	1:54.852	+0.893	14:18:02.713
5	1:54.965	+1.006	14:19:57.678
6	1:55.670	+1.711	14:21:53.348
7	1:56.462	+2.503	14:23:49.810
8	1:53.959		14:25:43.769

(99) Dave DAVIES

Lap	Lap Tm	Diff	Time of Day
1	1:59.308	+3.007	14:12:12.484
2	1:56.301		14:14:08.785
3	1:58.032	+1.731	14:16:06.817
4	1:58.303	+2.002	14:18:05.120
5	1:56.852	+0.551	14:20:01.972
6	1:57.905	+1.604	14:21:59.877
7	1:58.354	+2.053	14:23:58.231
8	1:58.173	+1.872	14:25:56.404

(77) Chris GRAY

Lap	Lap Tm	Diff	Time of Day
1	2:00.694	+6.419	14:12:13.365
2	1:56.754	+2.479	14:14:10.119
3	1:55.390	+1.115	14:16:05.509
4	1:56.513	+2.238	14:18:02.022
5	1:54.275		14:19:56.297
6	2:07.063	+12.788	14:22:03.360

Lap	Lap Tm	Diff	Time of Day
-----	--------	------	-------------

Lap	Lap Tm	Diff	Time of Day
-----	--------	------	-------------

Tiger v Caterham Challenge

Cadwell Park 2.173 Miles

Race 3 - First Race

06/09/2008 13:25

Race (15:00 Time) started at 14:10:06

Competitors	Laps										
	0	1	2	3	4	5	6	7	8	9	
Paul DUDLEY (6)	1	6	37	37	37	37	69	69	69	69	69
Mark STEWARD (69)	2	69	6	69	69	69	37	37	37	37	37
Ian BROWN (37)	3	37	58	6	39	39	39	39	39	39	39
Stewart FENTON (39)	4	39	39	39	6	6	6	63	63	63	63
Mick GRANT (58)	5	58	69	58	63	63	63	93	93	93	93
David JONES (47)	6	47	47	47	93	93	93	44	44	44	44
Gerry SIMPSON (61)	7	61	63	63	44	44	44	6	2	2	2
Steve QUENBY (91)	8	91	44	93	47	2	2	2	6	6	6
Andy TOONE (63)	9	63	93	44	58	47	47	58	58	58	58
Garry LAPINSKIS (27)	10	27	91	2	2	58	58	47	47	47	47
Peter DAVIES (44)	11	44	61	61	61	61	61	61	61	61	61
Andrew O'CONNELL (93)	12	93	2	91	90	90	90	90	90	90	90
Peter LAWRENCE (2)	13	2	27	90	91	91	91	91	91	91	91
Peter FRENCH (90)	14	90	10	27	27	27	27	27	27	27	27
Paul CLARKE (10)	15	10	90	10	10	23	23	10	10	10	23
Michael PEARCE (70)	16	70	23	23	23	10	10	23	23	23	10
Chris GRAY (77)	17	77	70	99	77	77	77	70	50	50	
Mark WITHEY (23)	18	23	99	70	99	17	70	17	70	70	
Dave DAVIES (99)	19	99	77	77	17	70	17	50	17	17	
John WALTON (50)	20	50	17	50	70	50	50	99	99	99	
Chris BROOKS (17)	21	17	50	17	50	99	99	77			
-	22										
-	23										

Clerk of the Course - Sig.

Time

Orbits 4

Chief Timekeeper - Ian Sharp (SMART)

www.amb-it.com

Track

Weather

www.mylaps.com

Results on smart-timing.co.uk & mylaps.com

Licensed to: SMART

Tiger v Caterham Challenge

Cadwell Park 2.173 Miles

Race 3 - First Race

06/09/2008 13:25

Race (15:00 Time) started at 14:10:06

POLE POSITION

1	1 69 Mark STEWARD 1:54.919
2	3 37 Ian BROWN 1:56.402
3	5 58 Mick GRANT 1:58.052
4	7 61 Gerry SIMPSON 1:58.056
5	9 63 Andy TOONE 1:59.249
6	11 44 Peter DAVIES 2:00.508
7	13 2 Peter LAWRENCE 2:01.009
8	15 10 Paul CLARKE 2:02.335
9	17 77 Chris GRAY 2:05.511
10	19 50 John WALTON 2:11.442

2	6 Paul DUDLEY 1:55.272
4	39 Stewart FENTON 1:57.785
6	47 David JONES 1:58.054
8	91 Steve QUENBY 1:58.582
10	27 Garry LAPINSKIS 2:00.023
12	93 Andrew O'CONNELL 2:00.673
14	90 Peter FRENCH 2:02.143
16	70 Michael PEARCE 2:03.957
18	23 Mark WITHEY 2:09.314
20	99 Dave DAVIES 2:14.879

Clerk of the Course - Sig.

Time

Orbits 4

Chief Timekeeper - Ian Sharp (SMART)

www.amb-it.com

Track

Weather

www.mylaps.com

Results on smart-timing.co.uk & mylaps.com

Licensed to: SMART

Tiger v Caterham Challenge

Cadwell Park 2.173 Miles

Race 3 - First Race

06/09/2008 13:25

Race (15:00 Time) started at 14:10:06

11

21

17 Chris BROOKS
2:15.807

22

74 Ben SHALDERS

12

23

11 Nick STARKEY

CSCC Tin Tops

Cadwell Park 2.173 Miles

Race 4

06/09/2008 13:45

Race (40:00 Time) started at 14:35:28

Pos	No.	Name	Make/Model	CC	Class	Laps	Total Tm	Diff	Best Tm
1	40	Ian COLLINS / Ashley COLLINS	Renault Clio 182	2000	A	21	40:21.223		1:45.079
2	11	Simon TAYLOR / John HAMMERSLEY	Honda Civic R	1997	A	21	40:29.598	8.375	1:43.330
3	85	Nigel AINGE / Alan BROAD	Honda Integra	2000	A	21	40:43.561	22.338	1:43.944
4	54	Mark LIVENS / Robert DYBALL	Honda Civic R	1998	A	21	42:08.480	1:47.257	1:47.692
5	12	Alistair HUNTER	Peugeot 205 GTi	1905	B	20	40:21.937	1 Lap	1:46.305
6	28	James MANSFIELD	Peugeot 205 Gti	1598	C	20	40:30.710	1 Lap	1:46.786
7	75	David COX	Honda Civic	1800	A	20	40:40.958	1 Lap	1:48.943
8	50	Matthew HAMMOND	Honda Accord	1997	A	20	40:41.374	1 Lap	1:49.489
9	88	Carey LEWIS / Nick REYNOLDS	Rover 216 GTi	1598	B	20	40:46.553	1 Lap	1:48.601
10	44	Colin STUBBS	Rover 216 GTi	1590	B	20	40:54.522	1 Lap	1:49.952
11	36	Simon SMITH	Peugeot 106	1600	C	20	41:21.806	1 Lap	1:51.843
12	52	Jon MORTON / Keith SCARFE	Peugeot GTi	1991	C	20	42:05.080	1 Lap	1:52.200
13	14	Nick EVANS	MG Maestro	2000	B	19	40:26.040	2 Laps	1:55.165
14	10	Julian GAMMAGER	Honda Accord	2196	E	19	40:29.684	2 Laps	1:52.300
15	77	Steve THEODOROU / Stefanos THEODOROU	MG Maestro	2000	B	19	40:43.965	2 Laps	1:54.007
16	24	Richard DRAKE	Alfa Romeo Alfasud	1500	C	19	40:46.377	2 Laps	1:57.251
17	51	Tom OLEISKY	FordnFiesta SI	1997	A	19	41:24.328	2 Laps	1:58.212
18	70	John SPENCER / Matthew Spencer	Ford Fiesta XR2	1597	C	19	41:32.021	2 Laps	2:01.315
19	3	Ernest HAMMOND	Ford Fiesta	1600	C	19	42:05.158	2 Laps	2:00.099
20	74	Neil JARAM-CROFT / Rob LUCY	MG Maestro	2000	B	18	40:25.477	3 Laps	2:03.452
21	47	Andy YEOMANS	Alfa Romeo 33	1500	C	18	42:04.383	3 Laps	2:03.234
Not classified (80% = 16 Laps)									
	16	Gillian ARTHURS / Charlotte ROBINSON	Ford Fiesta	1400	C	15	40:29.265	6 Laps	2:25.229
DNF	21	Chris DAYTON / Tracy MORRIS	MG ZR	1800	A	15	32:00.647	DNF	1:50.764
DNF	42	Mike WROE / David Van GILS	Honda CRX	1600	B	11	23:03.823	DNF	1:50.705
DNF	25	Simon HUTSON-FLYNN / Russell SADUR	MG Maestro	19981	B	10	24:07.187	DNF	2:00.084
DNF	49	Peter WOODWARD	Alfa 33	1700	B	6	13:42.570	DNF	1:54.541

Margin of Victory	Avg. Speed	Best Lap Tm	Best Spd	Best Lap by
8.375	67.849	1:43.330	75.707	11 - Simon TAYLOR / John HAMMERSLEY

Clerk of the Course - Sig.	Time	Orbits 4
Chief Timekeeper - Ian Sharp (SMART)		www.amb-it.com
Track	Weather	www.mylaps.com
Results on smart-timing.co.uk & mylaps.com		Licensed to: SMART

BRSCC/CSCC Classic & Jaguar Race Meeting

CSCC Tin Tops

Cadwell Park 2.173 Miles

Race 4

06/09/2008 13:45

Race (40:00 Time) started at 14:35:28

Lap	Lap Tm	Diff	Time of Day
(40) Ian COLLINS / Ashley COLLINS			
1	1:55.864	+10.785	14:37:27.207
2	1:47.191	+2.112	14:39:14.398
3	1:45.840	+0.761	14:41:00.238
4	1:47.785	+2.706	14:42:48.023
5	2:12.468	+27.389	14:45:00.491
6	1:52.037	+6.958	14:46:52.528
7	2:30.845	+45.766	14:49:23.373
8	1:53.029	+7.950	14:51:16.402
9	1:51.777	+6.698	14:53:08.179
10	1:45.079		14:54:53.258
11	1:45.944	+0.865	14:56:39.202
12	2:23.706	+38.627	14:59:02.908
13	1:56.644	+11.565	15:00:59.552
14	1:53.630	+8.551	15:02:53.182
15	1:51.463	+6.384	15:04:44.645
16	1:50.949	+5.870	15:06:35.594
17	1:51.182	+6.103	15:08:26.776
18	1:51.667	+6.588	15:10:18.443
19	1:50.672	+5.593	15:12:09.115
20	1:49.242	+4.163	15:13:58.357
21	1:51.700	+6.621	15:15:50.057

Lap	Lap Tm	Diff	Time of Day
(11) Simon TAYLOR / John HAMMERSLEY			
1	1:54.232	+10.902	14:37:26.169
2	1:46.301	+2.971	14:39:12.470
3	1:44.545	+1.215	14:40:57.015
4	1:45.013	+1.683	14:42:42.028
5	2:16.309	+32.979	14:44:58.337
6	1:47.217	+3.887	14:46:45.554
7	2:37.346	+54.016	14:49:22.900
8	1:52.753	+9.423	14:51:15.653
9	1:51.632	+8.302	14:53:07.285
10	1:43.330		14:54:50.615
11	1:43.658	+0.328	14:56:34.273
12	1:43.566	+0.236	14:58:17.839
13	2:55.712	+1:12.382	15:01:13.551
14	2:05.532	+22.202	15:03:19.083
15	1:53.637	+10.307	15:05:12.720
16	1:49.003	+5.673	15:07:01.723
17	1:47.171	+3.841	15:08:48.894
18	1:48.193	+4.863	15:10:37.087
19	1:46.742	+3.412	15:12:23.829
20	1:47.838	+4.508	15:14:11.667
21	1:46.765	+3.435	15:15:58.432

Lap	Lap Tm	Diff	Time of Day
(85) Nigel AINGE / Alan BROAD			
1	1:54.541	+10.597	14:37:27.379
2	1:47.914	+3.970	14:39:15.293
3	1:45.500	+1.556	14:41:00.793
4	1:48.835	+4.891	14:42:49.628
5	2:12.082	+28.138	14:45:01.710
6	1:51.306	+7.362	14:46:53.016
7	2:31.047	+47.103	14:49:24.063
8	1:51.965	+8.021	14:51:16.028
9	1:51.892	+7.948	14:53:07.920
10	1:43.944		14:54:51.864
11	3:23.556	+1:39.612	14:58:15.420
12	1:53.276	+9.332	15:00:08.696
13	1:49.255	+5.311	15:01:57.951

Lap	Lap Tm	Diff	Time of Day
14	1:47.070	+3.126	15:03:45.021
15	1:47.974	+4.030	15:05:32.995
16	1:45.947	+2.003	15:07:18.942
17	1:46.374	+2.430	15:09:05.316
18	1:46.905	+2.961	15:10:52.221
19	1:46.418	+2.474	15:12:38.639
20	1:45.951	+2.007	15:14:24.590
21	1:47.805	+3.861	15:16:12.395

Lap	Lap Tm	Diff	Time of Day
(54) Mark LIVENS / Robert DYBALL			
1	2:00.274	+12.582	14:37:34.967
2	1:52.313	+4.621	14:39:27.280
3	1:49.720	+2.028	14:41:17.000
4	1:51.213	+3.521	14:43:08.213
5	2:33.441	+45.749	14:45:41.654
6	3:21.667	+1:33.975	14:49:03.321
7	1:48.218	+0.526	14:50:51.539
8	1:52.431	+4.739	14:52:43.970
9	1:47.790	+0.098	14:54:31.760
10	2:42.234	+54.542	14:57:13.994
11	1:55.321	+7.629	14:59:09.315
12	1:50.909	+3.217	15:01:00.224
13	1:53.448	+5.756	15:02:53.672
14	1:51.376	+3.684	15:04:45.048
15	1:51.510	+3.818	15:06:36.558
16	1:49.501	+1.809	15:08:26.059
17	1:51.964	+4.272	15:10:18.023
18	1:50.722	+3.030	15:12:08.745
19	1:48.321	+0.629	15:13:57.066
20	1:52.556	+4.864	15:15:49.622
21	1:47.692		15:17:37.314

Lap	Lap Tm	Diff	Time of Day
(12) Alistair HUNTER			
1	1:57.101	+10.796	14:37:28.559
2	1:49.199	+2.894	14:39:17.758
3	1:49.664	+3.359	14:41:07.422
4	1:49.810	+3.505	14:42:57.232
5	2:40.920	+54.615	14:45:38.152
6	3:23.853	+1:37.548	14:49:02.005
7	1:48.646	+2.341	14:50:50.651
8	1:51.908	+5.603	14:52:42.559
9	3:01.190	+1:14.885	14:55:43.749
10	1:55.273	+8.968	14:57:39.022
11	1:53.944	+7.639	14:59:32.966
12	1:49.352	+3.047	15:01:22.318
13	1:47.444	+1.139	15:03:09.762
14	1:52.915	+6.610	15:05:02.677
15	1:47.110	+0.805	15:06:49.787
16	1:47.904	+1.599	15:08:37.691
17	1:46.970	+0.665	15:10:24.661
18	1:46.590	+0.285	15:12:11.251
19	1:46.305		15:13:57.556
20	1:53.215	+6.910	15:15:50.771

Lap	Lap Tm	Diff	Time of Day
(28) James MANSFIELD			
1	1:57.696	+10.910	14:37:30.684
2	1:51.334	+4.548	14:39:22.018
3	1:50.569	+3.783	14:41:12.587
4	1:55.413	+8.627	14:43:08.000
5	2:32.467	+45.681	14:45:40.467
6	3:22.403	+1:35.617	14:49:02.870

Lap	Lap Tm	Diff	Time of Day
7	1:50.025	+3.239	14:50:52.895
8	2:54.478	+1:07.692	14:53:47.373
9	1:54.991	+8.205	14:55:42.364
10	1:55.470	+8.684	14:57:37.834
11	1:53.679	+6.893	14:59:31.513
12	1:51.402	+4.616	15:01:22.915
13	1:50.202	+3.416	15:03:13.117
14	1:53.784	+6.998	15:05:06.901
15	1:48.884	+2.098	15:06:55.785
16	1:50.271	+3.485	15:08:46.056
17	1:49.208	+2.422	15:10:35.264
18	1:48.362	+1.576	15:12:23.626
19	1:49.132	+2.346	15:14:12.758
20	1:46.786		15:15:59.544

Lap	Lap Tm	Diff	Time of Day
(75) David COX			
1	1:59.363	+10.420	14:37:32.944
2	1:51.208	+2.265	14:39:24.152
3	1:51.441	+2.498	14:41:15.593
4	1:53.402	+4.459	14:43:08.995
5	2:33.990	+45.047	14:45:42.985
6	3:21.613	+1:32.670	14:49:04.598
7	1:52.158	+3.215	14:50:56.756
8	2:46.117	+57.174	14:53:42.873
9	1:58.112	+9.169	14:55:40.985
10	1:56.644	+7.701	14:57:37.629
11	1:52.372	+3.429	14:59:30.001
12	1:51.980	+3.037	15:01:21.981
13	1:50.754	+1.811	15:03:12.735
14	1:53.661	+4.718	15:05:06.396
15	1:48.943		15:06:55.339
16	1:52.127	+3.184	15:08:47.466
17	1:51.793	+2.850	15:10:39.259
18	1:49.901	+0.958	15:12:29.160
19	1:50.159	+1.216	15:14:19.319
20	1:50.473	+1.530	15:16:09.792

Lap	Lap Tm	Diff	Time of Day
(50) Matthew HAMMOND			
1	2:00.784	+11.295	14:37:34.541
2	1:54.877	+5.388	14:39:29.418
3	1:53.303	+3.814	14:41:22.721
4	1:53.818	+4.329	14:43:16.539
5	2:28.029	+38.540	14:45:44.568
6	3:21.622	+1:32.133	14:49:06.190
7	1:52.715	+3.226	14:50:58.905
8	1:50.922	+1.433	14:52:49.827
9	1:50.582	+1.093	14:54:40.409
10	2:50.289	+1:00.800	14:57:30.698
11	1:56.874	+7.385	14:59:27.572
12	1:50.977	+1.488	15:01:18.549
13	1:50.808	+1.319	15:03:09.357
14	1:53.035	+3.546	15:05:02.392
15	1:51.904	+2.415	15:06:54.296
16	1:51.353	+1.864	15:08:45.649
17	1:54.630	+5.141	15:10:40.279
18	1:49.489		15:12:29.768
19	1:50.147	+0.658	15:14:19.915
20	1:50.293	+0.804	15:16:10.208

Lap	Lap Tm	Diff	Time of Day
(88) Carey LEWIS / Nick REYNOLDS			
1	1:58.008	+9.407	14:37:29.717

Clerk of the Course - Sig. Time

Orbits 4

Chief Timekeeper - Ian Sharp (SMART)

www.amb-it.com

Track Weather

www.mylaps.com

Results on smart-timing.co.uk & mylaps.com

Licensed to: SMART

Printed: 08/09/2008 13:51:06

Page 1/3

CSCC Tin Tops

Cadwell Park 2.173 Miles

Race 4

06/09/2008 13:45

Race (40:00 Time) started at 14:35:28

Lap	Lap Tm	Diff	Time of Day	Lap	Lap Tm	Diff	Time of Day	Lap	Lap Tm	Diff	Time of Day
2	1:49.735	+1.134	14:39:19.452	19	1:52.022	+0.179	15:14:58.106	16	1:56.837	+4.537	15:10:17.911
3	1:49.235	+0.634	14:41:08.687	20	1:52.534	+0.691	15:16:50.640	17	1:54.559	+2.259	15:12:12.470
4	1:49.515	+0.914	14:42:58.202	(52) Jon MORTON / Keith SCARFE				18	1:52.300		15:14:04.770
5	2:40.835	+52.234	14:45:39.037	1	2:12.549	+20.349	14:37:44.915	19	1:53.748	+1.448	15:15:58.518
6	3:23.457	+1:34.856	14:49:02.494	2	2:19.846	+27.646	14:40:04.761	(77) Steve THEODOROU / Stefanos THEODOROU			
7	1:49.000	+0.399	14:50:51.494	3	2:08.898	+16.698	14:42:13.659	1	2:08.460	+14.453	14:37:43.685
8	1:52.332	+3.731	14:52:43.826	4	2:16.622	+24.422	14:44:30.281	2	1:59.894	+5.887	14:39:43.579
9	1:49.781	+1.180	14:54:33.607	5	2:11.836	+19.636	14:46:42.117	3	1:58.262	+4.255	14:41:41.841
10	1:48.601		14:56:22.208	6	2:40.672	+48.472	14:49:22.789	4	1:59.820	+5.813	14:43:41.661
11	1:48.937	+0.336	14:58:11.145	7	2:09.752	+17.552	14:51:32.541	5	2:09.712	+15.705	14:45:51.373
12	2:29.782	+41.181	15:00:40.927	8	2:59.724	+1:07.524	14:54:32.265	6	3:20.498	+1:26.491	14:49:11.871
13	2:03.510	+14.909	15:02:44.437	9	2:01.757	+9.557	14:56:34.022	7	1:59.673	+5.666	14:51:11.544
14	1:59.659	+11.058	15:04:44.096	10	1:54.767	+2.567	14:58:28.789	8	2:15.551	+21.544	14:53:27.095
15	1:59.187	+10.586	15:06:43.283	11	1:56.078	+3.878	15:00:24.867	9	2:06.058	+12.051	14:55:33.153
16	1:57.543	+8.942	15:08:40.826	12	1:57.469	+5.269	15:02:22.336	10	2:56.110	+1:02.103	14:58:29.263
17	1:54.517	+5.916	15:10:35.343	13	1:54.612	+2.412	15:04:16.948	11	2:02.616	+8.609	15:00:31.879
18	1:53.308	+4.707	15:12:28.651	14	1:53.548	+1.348	15:06:10.496	12	1:57.813	+3.806	15:02:29.692
19	1:53.146	+4.545	15:14:21.797	15	1:52.381	+0.181	15:08:02.877	13	2:10.435	+16.428	15:04:40.127
20	1:53.590	+4.989	15:16:15.387	16	1:52.542	+0.342	15:09:55.419	14	1:56.998	+2.991	15:06:37.125
(44) Colin STUBBS				17	1:52.200		15:11:47.619	15	1:54.007		15:08:31.132
1	1:57.921	+7.969	14:37:30.297	18	1:55.288	+3.088	15:13:42.907	16	1:56.833	+2.826	15:10:27.965
2	1:50.058	+0.106	14:39:20.355	19	1:54.916	+2.716	15:15:37.823	17	1:56.034	+2.027	15:12:23.999
3	1:49.952		14:41:10.307	20	1:56.091	+3.891	15:17:33.914	18	1:54.419	+0.412	15:14:18.418
4	1:50.714	+0.762	14:43:01.021	(14) Nick EVANS				19	1:54.381	+0.374	15:16:12.799
5	2:38.489	+48.537	14:45:39.510	1	2:05.155	+9.990	14:39:50.813	(24) Richard DRAKE			
6	3:23.284	+1:33.332	14:49:02.794	2	1:59.739	+4.574	14:41:50.552	1	2:10.230	+12.979	14:37:45.949
7	1:52.769	+2.817	14:50:55.563	3	1:58.542	+3.377	14:43:49.094	2	2:05.052	+7.801	14:39:51.001
8	1:53.288	+3.336	14:52:48.851	4	2:08.308	+13.143	14:45:57.402	3	1:58.333	+1.082	14:41:49.334
9	2:48.414	+58.462	14:55:37.265	5	3:16.948	+1:21.783	14:49:14.350	4	1:59.176	+1.925	14:43:48.510
10	2:01.758	+11.806	14:57:39.023	6	2:01.677	+6.512	14:51:16.027	5	2:08.209	+10.958	14:45:56.719
11	1:56.918	+6.966	14:59:35.941	7	2:08.536	+13.371	14:53:24.563	6	3:16.836	+1:19.585	14:49:13.555
12	1:51.812	+1.860	15:01:27.753	8	2:00.136	+4.971	14:55:24.699	7	2:02.022	+4.771	14:51:15.577
13	1:50.338	+0.386	15:03:18.091	9	1:58.987	+3.822	14:57:23.686	8	2:03.735	+6.484	14:53:19.312
14	1:56.408	+6.456	15:05:14.499	10	2:52.147	+56.982	15:00:15.833	9	1:57.738	+0.487	14:55:17.050
15	1:51.088	+1.136	15:07:05.587	11	2:04.020	+8.855	15:02:19.853	10	1:59.132	+1.881	14:57:16.182
16	1:50.431	+0.479	15:08:56.018	12	1:57.094	+1.929	15:04:16.947	11	3:08.432	+1:11.181	15:00:24.614
17	1:51.352	+1.400	15:10:47.370	13	1:55.165		15:06:12.112	12	2:02.295	+5.044	15:02:26.909
18	1:52.971	+3.019	15:12:40.341	14	1:56.477	+1.312	15:08:08.589	13	1:58.029	+0.778	15:04:24.938
19	1:51.406	+1.454	15:14:31.747	15	1:56.208	+1.043	15:10:04.797	14	1:57.500	+0.249	15:06:22.438
20	1:51.609	+1.657	15:16:23.356	16	1:56.055	+0.890	15:12:00.852	15	2:00.950	+3.699	15:08:23.388
(36) Simon SMITH				17	1:55.807	+0.642	15:13:56.659	16	1:59.077	+1.826	15:10:22.465
1	2:10.011	+18.168	14:37:44.318	18	1:58.215	+3.050	15:15:54.874	17	1:57.251		15:12:19.716
2	1:56.835	+4.992	14:39:41.153	(10) Julian GAMMAGER				18	1:58.244	+0.993	15:14:17.960
3	1:56.540	+4.697	14:41:37.693	1	2:02.704	+10.404	14:37:37.160	19	1:57.251		15:16:15.211
4	1:56.787	+4.944	14:43:34.480	2	1:54.491	+2.191	14:39:31.651	(51) Tom OLEISKY			
5	2:15.994	+24.151	14:45:50.474	3	1:53.469	+1.169	14:41:25.120	1	2:13.791	+15.579	14:37:51.191
6	3:21.202	+1:29.359	14:49:11.676	4	1:54.639	+2.339	14:43:19.759	2	2:06.581	+8.369	14:39:57.772
7	1:57.304	+5.461	14:51:08.980	5	2:25.619	+33.319	14:45:45.378	3	2:05.698	+7.486	14:42:03.470
8	2:50.269	+58.426	14:53:59.249	6	3:22.047	+1:29.747	14:49:07.425	4	2:14.166	+15.954	14:44:17.636
9	2:01.554	+9.711	14:56:00.803	7	2:00.648	+8.348	14:51:08.073	5	2:10.870	+12.658	14:46:28.506
10	1:52.979	+1.136	14:57:53.782	8	2:00.181	+7.881	14:53:08.254	6	2:50.144	+51.932	14:49:18.650
11	1:53.301	+1.458	14:59:47.083	9	1:59.077	+6.777	14:55:07.331	7	2:04.938	+6.726	14:51:23.588
12	1:54.288	+2.445	15:01:41.371	10	3:20.464	+1:28.164	14:58:27.795	8	2:02.677	+4.465	14:53:26.265
13	1:52.485	+0.642	15:03:33.856	11	2:02.659	+10.359	15:00:30.454	9	2:06.799	+8.587	14:55:33.064
14	1:56.196	+4.353	15:05:30.052	12	1:58.266	+5.966	15:02:28.720	10	2:07.381	+9.169	14:57:40.445
15	1:52.336	+0.493	15:07:22.388	13	2:01.394	+9.094	15:04:30.114	11	2:58.123	+59.911	15:00:38.568
16	1:56.021	+4.178	15:09:18.409	14	1:55.323	+3.023	15:06:25.437	12	2:08.738	+10.526	15:02:47.306
17	1:55.832	+3.989	15:11:14.241	15	1:55.637	+3.337	15:08:21.074	13	2:02.055	+3.843	15:04:49.361
18	1:51.843		15:13:06.084								

Clerk of the Course - Sig.

Time

Orbits 4

Chief Timekeeper - Ian Sharp (SMART)

www.amb-it.com

Track

Weather

www.mylaps.com

Results on smart-timing.co.uk & mylaps.com

Licensed to: SMART

CSCC Tin Tops

Cadwell Park 2.173 Miles

Race 4

06/09/2008 13:45

Race (40:00 Time) started at 14:35:28

Lap	Lap Tm	Diff	Time of Day
14	1:59.003	+0.791	15:06:48.364
15	2:04.438	+6.226	15:08:52.802
16	2:00.959	+2.747	15:10:53.761
17	2:02.354	+4.142	15:12:56.115
18	1:58.212		15:14:54.327
19	1:58.835	+0.623	15:16:53.162

(70) John SPENCER / Matthew Spencer

1	2:13.209	+11.894	14:37:50.191
2	2:06.457	+5.142	14:39:56.648
3	2:05.610	+4.295	14:42:02.258
4	2:08.285	+6.970	14:44:10.543
5	2:06.518	+5.203	14:46:17.061
6	3:00.791	+59.476	14:49:17.852
7	2:03.917	+2.602	14:51:21.769
8	2:03.778	+2.463	14:53:25.547
9	2:06.094	+4.779	14:55:31.641
10	2:01.315		14:57:32.956
11	2:03.488	+2.173	14:59:36.444
12	2:43.732	+42.417	15:02:20.176
13	2:14.116	+12.801	15:04:34.292
14	2:06.817	+5.502	15:06:41.109
15	2:07.755	+6.440	15:08:48.864
16	2:03.720	+2.405	15:10:52.584
17	2:03.400	+2.085	15:12:55.984
18	2:02.998	+1.683	15:14:58.982
19	2:01.873	+0.558	15:17:00.855

(3) Ernest HAMMOND

1	2:11.048	+10.949	14:37:47.274
2	2:05.365	+5.266	14:39:52.639
3	2:00.099		14:41:52.738
4	2:05.351	+5.252	14:43:58.089
5	2:11.618	+11.519	14:46:09.707
6	3:07.800	+1:07.701	14:49:17.507
7	2:03.421	+3.322	14:51:20.928
8	2:04.820	+4.721	14:53:25.748
9	2:06.467	+6.368	14:55:32.215
10	3:19.783	+1:19.684	14:58:51.998
11	2:12.682	+12.583	15:01:04.680
12	2:03.354	+3.255	15:03:08.034
13	2:03.549	+3.450	15:05:11.583
14	2:03.858	+3.759	15:07:15.441
15	2:04.861	+4.762	15:09:20.302
16	2:02.247	+2.148	15:11:22.549
17	2:03.898	+3.799	15:13:26.447
18	2:04.042	+3.943	15:15:30.489
19	2:03.503	+3.404	15:17:33.992

(74) Neil JARAM-CROFT / Rob LUCY

1	2:14.483	+11.031	14:37:52.410
2	2:09.487	+6.035	14:40:01.897
3	2:10.296	+6.844	14:42:12.193
4	2:16.926	+13.474	14:44:29.119
5	2:11.671	+8.219	14:46:40.790
6	2:40.267	+36.815	14:49:21.057
7	2:14.169	+10.717	14:51:35.226
8	2:05.398	+1.946	14:53:40.624
9	2:05.284	+1.832	14:55:45.908
10	2:51.137	+47.685	14:58:37.045
11	2:19.458	+16.006	15:00:56.503

Lap	Lap Tm	Diff	Time of Day
12	2:07.980	+4.528	15:03:04.483
13	2:10.465	+7.013	15:05:14.948
14	2:04.586	+1.134	15:07:19.534
15	2:19.695	+16.243	15:09:39.229
16	2:07.855	+4.403	15:11:47.084
17	2:03.452		15:13:50.536
18	2:03.775	+0.323	15:15:54.311

(47) Andy YEOMANS

1	2:11.297	+8.063	14:37:48.204
2	2:05.717	+2.483	14:39:53.921
3	3:15.267	+1:12.033	14:43:09.188
4	2:34.839	+31.605	14:45:44.027
5	3:22.134	+1:18.900	14:49:06.161
6	2:08.994	+5.760	14:51:15.155
7	2:08.848	+5.614	14:53:24.003
8	3:13.398	+1:10.164	14:56:37.401
9	2:11.595	+8.361	14:58:48.996
10	2:08.391	+5.157	15:00:57.387
11	2:07.582	+4.348	15:03:04.969
12	2:05.605	+2.371	15:05:10.574
13	2:03.430	+0.196	15:07:14.004
14	2:04.184	+0.950	15:09:18.188
15	2:03.458	+0.224	15:11:21.646
16	2:04.024	+0.790	15:13:25.670
17	2:04.313	+1.079	15:15:29.983
18	2:03.234		15:17:33.217

(16) Gillian ARTHURS / Charlotte ROBINSON

1	2:27.043	+1.814	14:38:06.007
2	2:25.229		14:40:31.236
3	2:26.247	+1.018	14:42:57.483
4	2:39.845	+14.616	14:45:37.328
5	3:24.174	+58.945	14:49:01.502
6	2:34.096	+8.867	14:51:35.598
7	3:20.323	+55.094	14:54:55.921
8	2:46.736	+21.507	14:57:42.657
9	2:39.523	+14.294	15:00:22.180
10	2:40.963	+15.734	15:03:03.143
11	2:35.547	+10.318	15:05:38.690
12	2:33.060	+7.831	15:08:11.750
13	2:35.051	+9.822	15:10:46.801
14	2:36.141	+10.912	15:13:22.942
15	2:35.157	+9.928	15:15:58.099

(21) Chris DAYTON / Tracy MORRIS

1	2:03.830	+13.066	14:37:38.933
2	1:54.334	+3.570	14:39:33.267
3	1:53.027	+2.263	14:41:26.294
4	1:54.261	+3.497	14:43:20.555
5	2:27.299	+36.535	14:45:47.854
6	3:20.817	+1:30.053	14:49:08.671
7	1:54.543	+3.779	14:51:03.214
8	1:51.653	+0.889	14:52:54.867
9	3:04.331	+1:13.567	14:55:59.198
10	2:03.834	+13.070	14:58:03.032
11	1:56.475	+5.711	14:59:59.507
12	1:55.183	+4.419	15:01:54.690
13	1:52.071	+1.307	15:03:46.761
14	1:51.956	+1.192	15:05:38.717
15	1:50.764		15:07:29.481

Lap	Lap Tm	Diff	Time of Day
(42) Mike WROE / David Van GILS			
1	2:04.135	+13.430	14:37:38.207
2	1:54.416	+3.711	14:39:32.623
3	1:52.985	+2.280	14:41:25.608
4	1:54.356	+3.651	14:43:19.964
5	2:27.338	+36.633	14:45:47.302
6	3:20.872	+1:30.167	14:49:08.174
7	1:55.727	+5.022	14:51:03.901
8	1:52.733	+2.028	14:52:56.634
9	1:50.705		14:54:47.339
10	1:53.037	+2.332	14:56:40.376
11	1:52.281	+1.576	14:58:32.657

(25) Simon HUTSON-FLYNN / Russell SADUR

1	2:10.512	+10.428	14:37:46.284
2	2:06.664	+6.580	14:39:52.948
3	2:00.084		14:41:53.032
4	2:03.311	+3.227	14:43:56.343
5	2:09.078	+8.994	14:46:05.421
6	3:10.716	+1:10.632	14:49:16.137
7	2:00.542	+0.458	14:51:16.679
8	2:04.310	+4.226	14:53:20.989
9	4:04.224	+2:04.140	14:57:25.213
10	2:10.808	+10.724	14:59:36.021

(49) Peter WOODWARD

1	2:09.100	+14.559	14:37:44.507
2	1:57.474	+2.933	14:39:41.981
3	1:54.541		14:41:36.522
4	1:54.979	+0.438	14:43:31.501
5	2:17.299	+22.758	14:45:48.800
6	3:22.604	+1:28.063	14:49:11.404

Clerk of the Course - Sig.

Time

Orbits 4

Chief Timekeeper - Ian Sharp (SMART)

www.amb-it.com

Track

Weather

www.mylaps.com

Results on smart-timing.co.uk & mylaps.com

Licensed to: SMART

CSCC Tin Tops

Cadwell Park 2.173 Miles

Race 4

06/09/2008 13:45

Race (40:00 Time) started at 14:35:28

Competitors	Laps																						
		0	1	2	3	4	5	6	7	8	9	10	11	12	13	14	15	16	17	18	19	20	21
Ian COLLINS / Ashley COLLINS (40)	1	40	11	11	11	11	11	11	11	11	11	11	11	11	40	40	40	40	40	40	40	40	40
Alistair HUNTER (12)	2	12	40	40	40	40	40	40	40	85	85	85	85	40	40	11	11	11	11	11	11	11	11
Carey LEWIS / Nick REYNOLDS (88)	3	88	85	85	85	85	85	85	85	40	40	40	88	85	85	85	85	85	85	85	85	85	85
Simon TAYLOR / John HAMMERSLE	4	11	12	12	12	12	12	12	12	54	88	85	88	88	88	88	54	54	54	54	54	54	54
Jon MORTON / Keith SCARFE (52)	5	52	88	88	88	88	88	88	88	88	42	42	54	54	54	88	12	12	12	12	12	12	12
Colin STUBBS (44)	6	44	44	44	44	44	44	54	54	50	54	54	50	50	50	12	88	28	28	28	28	28	28
Nigel AINGE / Alan BROAD (85)	7	85	28	28	28	28	28	28	44	42	24	50	75	12	12	50	50	88	88	75	75	75	75
James MANSFIELD (28)	8	28	75	75	75	54	54	54	44	50	10	50	75	12	75	75	75	28	75	75	50	50	50
David COX (75)	9	75	50	54	54	75	75	75	75	21	24	70	28	28	28	28	28	75	50	50	88	88	88
Matthew HAMMOND (50)	10	50	54	50	50	50	50	50	50	42	70	75	12	44	44	44	44	44	44	44	44	44	44
Mike WROE / David Van GILS (42)	11	42	10	10	10	10	10	10	21	10	3	28	44	36	36	36	36	36	36	36	36	36	36
Simon SMITH (36)	12	36	42	42	42	42	42	42	24	51	12	70	21	21	21	21	52	52	52	52	52	52	52
Julian GAMMAGER (10)	13	10	21	21	21	21	21	10	25	77	44	36	70	52	52	52	10	10	10	10	10	10	10
Mark LIVENS / Robert DYBALL (54)	14	54	77	36	49	49	49	49	36	70	44	51	21	52	24	24	10	24	24	24	24	24	77
Chris DAYTON / Tracy MORRIS (21)	15	21	36	49	36	36	36	36	77	3	75	36	24	24	10	10	24	77	77	77	77	77	24
Steve THEODOROU / Stefanos THEO	16	77	49	77	77	77	77	77	24	51	28	21	52	10	70	77	77	70	70	51	51	51	51
Peter WOODWARD (49)	17	49	52	24	24	24	24	24	25	77	12	10	10	77	77	70	70	51	51	70	70	70	70
Richard DRAKE (24)	18	24	24	3	3	25	25	25	3	74	74	52	77	51	51	51	51	3	3	3	3	3	3
Simon HUTSON-FLYNN / Russell SA	19	25	25	25	25	3	3	3	70	75	21	77	51	74	3	3	3	74	74	74	74	74	74
Ernest HAMMOND (3)	20	3	3	47	70	70	70	70	51	28	36	74	74	3	74	74	74	14	14	14	14	14	14
Andy YEOMANS (47)	21	47	47	70	51	51	51	51	52	36	52	3	3	14	14	14	14	47	47	47	47	47	47
John SPENCER / Matthew Spencer (22	70	70	51	74	74	74	74	74	52	14	25	14	47	47	47	47	47	47	47	47	47	47
Tom OLEISKY (51)	23	51	51	74	52	52	52	52	47	14	25	14	47	16	16	16	16	16	16	16	16	16	16
Neil JARAM-CROFT / Rob LUCY (74	24	74	74	52	16	16	16	47	14	47	47	47	16	16	16	16	16	16	16	16	16	16	16
Gillian ARTHURS / Charlotte ROBINS	25	16	16	16	47	47	47	14	16	16	16	16	16	16	16	16	16	16	16	16	16	16	16
Nick EVANS (14)	26	14	14	14	14	14	14	14	16	16	16	16	16	16	16	16	16	16	16	16	16	16	16

Toyo Tyres XJS Championship

Cadwell Park 2.173 Miles

Race 5 - First Race - Re-start

06/09/2008 15:15

Race (10:00 Time) started at 15:47:35

Pos	No.	Name	Make/Model	CC	Class	C	Laps	Total Tm	Diff	Best Tm	Best Spd
1	23	Stewart LYDDALL	Jaguar XJS	5300	G		2	3:52.127		1:52.736	69.390
2	5	Andrew HARRISON	Jaguar XJS	4000	D		2	3:53.071	0.944	1:52.988	69.236
3	9	Chris PALMER	Jaguar XJS	4000	E		2	3:53.517	1.390	1:52.133	69.764
4	7	Mark RUSSELL	Jaguar XJS	6000	G		2	3:55.229	3.102	1:52.934	69.269
5	2	Gary HASTINGS	Jaguar XJS	4000	D		2	3:56.570	4.443	1:55.395	67.791
6	63	Lawrence BALL	Jaguar XJS	4000	E		2	3:59.097	6.970	1:54.848	68.114
7	25	Matthew SKELTON	Jaguar XJS	2590	D		2	4:00.546	8.419	1:56.356	67.232
8	74	Alax HARRISON	Jaguar XJS	4000	E		2	4:01.849	9.722	1:56.503	67.147
9	37	Ray HILL	Jaguar XJS	4000	E		2	4:03.655	11.528	1:57.239	66.725
10	31	Ian DRAGE	Jaguar XJS	3600	D		2	4:04.016	11.889	1:55.922	67.483
11	42	Roger CHARLES	Jaguar XJS	4000	D		2	4:06.804	14.677	1:57.626	66.506
12	47	Paul REYNOLDS	Jaguar XJS	6000	F		2	4:30.097	37.970	2:10.066	60.145
13	10	Richard CROSSLEY	Jaguar XJS	3590	D		2	4:38.081	45.954	2:13.864	58.438
Not classified (80% = 1 Laps)											
DNF	73	Paul MERRETT	Jaguar XJS	4000	E		2	4:00.917	DNF	1:54.684	68.212
DNF	12	Michael JOBSON	Jaguar XJS	5300	F		2	4:49.187	DNF	2:20.665	55.613
DNS	27	Lawrence COPPOCK	Jaguar XJS	3960	D				DNS		-
DNS	48	Greame REYNOLDS	Jaguar XJS	4000	E				DNS		-

Announcements

Red Flag - Lap 1 - Race re-started over 10 minutes.

Red Flag - Lap 3 - Result declared at 2 laps.

Car No's 12 & 73 - Not classified - Not running at time of Red Flag.

Margin of Victory	Avg. Speed	Best Lap Tm	Best Spd	Best Lap by
0.944	67.401	1:52.133	69.764	9 - Chris PALMER

Clerk of the Course - Sig.	Time	Orbits 4
Chief Timekeeper - Ian Sharp (SMART)		www.amb-it.com
Track	Weather	www.mylaps.com
Results on smart-timing.co.uk & mylaps.com		Licensed to: SMART

Toyo Tyres XJS Championship

Cadwell Park 2.173 Miles

Race 5 - First Race - Re-start

06/09/2008 15:15

Race (10:00 Time) started at 15:47:35

Lap	Lap Tm	Diff	Time of Day
(23) Stewart LYDDALL			
1	1:56.912	+4.176	15:49:35.136
2	1:52.736		15:51:27.872
(5) Andrew HARRISON			
1	1:57.548	+4.560	15:49:35.828
2	1:52.988		15:51:28.816
(9) Chris PALMER			
1	1:57.574	+5.441	15:49:37.129
2	1:52.133		15:51:29.262
(7) Mark RUSSELL			
1	1:57.431	+4.497	15:49:38.040
2	1:52.934		15:51:30.974
(2) Gary HASTINGS			
1	1:58.204	+2.809	15:49:36.920
2	1:55.395		15:51:32.315
(63) Lawrence BALL			
1	2:00.603	+5.755	15:49:39.994
2	1:54.848		15:51:34.842
(25) Matthew SKELTON			
1	2:01.077	+4.721	15:49:39.935
2	1:56.356		15:51:36.291
(74) Alax HARRISON			
1	2:01.234	+4.731	15:49:41.091
2	1:56.503		15:51:37.594
(37) Ray HILL			
1	2:02.001	+4.762	15:49:42.161
2	1:57.239		15:51:39.400
(31) Ian DRAGE			
1	2:02.597	+6.675	15:49:43.839
2	1:55.922		15:51:39.761
(42) Roger CHARLES			
1	2:04.086	+6.460	15:49:44.923
2	1:57.626		15:51:42.549
(47) Paul REYNOLDS			
1	2:13.729	+3.663	15:49:55.776
2	2:10.066		15:52:05.842
(10) Richard CROSSLEY			
1	2:17.272	+3.408	15:49:59.962
2	2:13.864		15:52:13.826
(73) Paul MERRETT			
1	2:00.762	+6.078	15:49:41.978
2	1:54.684		15:51:36.662
(12) Michael JOBSON			
1	2:21.999	+1.334	15:50:04.267
2	2:20.665		15:52:24.932

Lap Lap Tm Diff Time of Day

Lap Lap Tm Diff Time of Day

Clerk of the Course - Sig.

Time

Orbits 4

Chief Timekeeper - Ian Sharp (SMART)

www.amb-it.com

Track

Weather

www.mylaps.com

Results on smart-timing.co.uk & mylaps.com

Licensed to: SMART

Toyo Tyres XJS Championship

Cadwell Park 2.173 Miles

Race 5 - First Race - Re-start

06/09/2008 15:15

Race (10:00 Time) started at 15:47:35

Competitors	Laps		
	0	1	2
Stewart LYDDALL (23)	1	23	23 23
Andrew HARRISON (5)	2	5	5 5
Gary HASTINGS (2)	3	2	2 9
Matthew SKELTON (25)	4	25	9 7
Lawrence BALL (63)	5	63	7 2
Chris PALMER (9)	6	9	25 63
Alax HARRISON (74)	7	74	63 25
Ray HILL (37)	8	37	74 73
Mark RUSSELL (7)	9	7	73 74
Roger CHARLES (42)	10	42	37 37
Paul MERRETT (73)	11	73	31 31
Ian DRAGE (31)	12	31	42 42
Paul REYNOLDS (47)	13	47	47 47
Michael JOBSON (12)	14	12	10 10
Richard CROSSLEY (10)	15	10	12 12
-	16		
-	17		

Clerk of the Course - Sig.

Time

Orbits 4

Chief Timekeeper - Ian Sharp (SMART)

www.amb-it.com

Track

Weather

www.mylaps.com

Results on smart-timing.co.uk & mylaps.com

Licensed to: SMART

POLE POSITION

1	1 23 Stewart LYDDALL 2
2	3 9 Chris PALMER 2
3	5 2 Gary HASTINGS 2
4	7 25 Matthew SKELTON 2
5	9 37 Ray HILL 2
6	11 42 Roger CHARLES 2
7	13 10 Richard CROSSLEY 2
8	15 12 Michael JOBSON 2
9	17 48 Greame REYNOLDS

2 5 Andrew HARRISON 2
4 7 Mark RUSSELL 2
6 63 Lawrence BALL 2
8 74 Alax HARRISON 2
10 31 Ian DRAGE 2
12 47 Paul REYNOLDS 2
14 73 Paul MERRETT 2
16 27 Lawrence COPPOCK

Mono Championship (1800, 2000, Classic 2000)

Cadwell Park 2.173 Miles

Race 6 - First Race - AMENDED RESULT

06/09/2008 15:25

Race started at 16:32:12

Pos	No.	Name	Make/Model	CC	Class C	Laps	Total Tm	Diff	Best Tm	Best Spd
1	13	Julian CUTLER	Reynard 903	2000	MC	5	9:08.063		1:46.847	73.215
2	2	Jeremy TIMMS	Dallara F397	2000	M20	5	9:14.718	6.655	1:47.356	72.868
3	10	Neil GREGORY	Mygale Novis	2000	M20	5	9:20.420	12.357	1:48.541	72.072
4	18	Richard BASTOW	Mygale SJ00	2000	M20	5	9:23.352	15.289	1:48.437	72.141
5	23	Richard SNUGGS	Ralt RT30	2000	MC	5	9:33.952	25.889	1:50.173	71.005
6	28	Lenny COLEMAN	Lotus Vauxhall	2000	MC	5	9:36.662	28.599	1:51.116	70.402
7	47	Barry SMITH	Van Diemen FX02	2000	M20	5	9:38.493	30.430	1:50.804	70.600
8	34	Graham READ	Dallara F395	2000	M20	5	9:53.876	45.813	1:53.711	68.795
9	35	Nick RUDD	Reynard FYL	2000	MC	5	9:55.383	47.320	1:53.232	69.086
10	5	Russ GILES	Reynard FVL	2000	MC	5	10:05.236	57.173	1:56.457	67.173
11	85	Peter BRAGG	Mygale SJ00	1800	M18	5	10:12.685	1:04.622	1:58.204	66.181
12	29	Richard PURCELL	Vauxhall Lotus	2000	MC	5	10:15.204	1:07.141	1:52.020	69.834
13	16	Mark SMITH	Tatuus RC07	1998	MC	5	10:23.427	1:15.364	1:56.478	67.161
14	93	Bill JANSON	Jamun 97M	1800	M18	5	10:29.986	1:21.923	2:01.621	64.321
15	63	Rupert READER	Van Diemen	1800	M18	5	10:30.385	1:22.322	1:57.646	66.494
16	74	Patrick HUSTON	Swift SC97Z	1800	M18	5	10:32.871	1:24.808	2:01.404	64.436
17	9	Douglas McLAY	MygaleSJ04	1800	M18	5	10:35.948	1:27.885	2:00.768	64.775
18	17	Graham PROBYN	Reynard 863	2000	MC	4	9:01.400	1 Lap	2:07.230	61.485
Not classified (80% = 4 Laps)										
DNF	41	Tristan CLIFFE	Reynard 883	2000	MC	5	8:49.028	DNF	1:42.743	76.139
DNF	64	Jim TIMMS	Van Diemen	1800	M18			DNF		-
DNS	7	Geoff FERN	Dallara 301	2000	M20			DNS		-
DNS	59	Jock SERGISON	Swift SC98Z	1998	M18			DNS		-

Announcements

Red Flag - Lap 6 - Result declared at 5 laps.

Car No.41 - Not classified - Not running at time of Red Flag.

AMENDED RESULT - Car No.64 - Not classified - Not running at time of Red Flag.

Margin of Victory	Avg. Speed	Best Lap Tm	Best Spd	Best Lap by
6.655	71.368	1:42.743	76.139	41 - Tristan CLIFFE

Clerk of the Course - Sig.	Time	Orbits 4
Chief Timekeeper - Ian Sharp (SMART)		www.amb-it.com
Track	Weather	www.mylaps.com
Results on smart-timing.co.uk & mylaps.com		Licensed to: SMART

Lap	Lap Tm	Diff	Time of Day
(13) Julian CUTLER			
1	1:51.620	+4.773	16:34:07.800
2	1:48.921	+2.074	16:35:56.721
3	1:49.072	+2.225	16:37:45.793
4	1:46.847		16:39:32.640
5	1:47.887	+1.040	16:41:20.527
(2) Jeremy TIMMS			
1	1:52.800	+5.444	16:34:08.871
2	1:48.635	+1.279	16:35:57.506
3	1:49.685	+2.329	16:37:47.191
4	1:47.356		16:39:34.547
5	1:52.635	+5.279	16:41:27.182
(10) Neil GREGORY			
1	1:56.239	+7.698	16:34:12.958
2	1:52.449	+3.908	16:36:05.407
3	1:48.541		16:37:53.948
4	1:49.349	+0.808	16:39:43.297
5	1:49.587	+1.046	16:41:32.884
(18) Richard BASTOW			
1	1:57.975	+9.538	16:34:15.972
2	1:50.342	+1.905	16:36:06.314
3	1:48.437		16:37:54.751
4	1:49.687	+1.250	16:39:44.438
5	1:51.378	+2.941	16:41:35.816
(23) Richard SNUGGS			
1	2:01.519	+11.346	16:34:19.265
2	1:51.866	+1.693	16:36:11.131
3	1:50.173		16:38:01.304
4	1:51.231	+1.058	16:39:52.535
5	1:53.881	+3.708	16:41:46.416
(28) Lenny COLEMAN			
1	2:01.432	+10.316	16:34:20.169
2	1:52.256	+1.140	16:36:12.425
3	1:51.116		16:38:03.541
4	1:53.556	+2.440	16:39:57.097
5	1:52.029	+0.913	16:41:49.126
(47) Barry SMITH			
1	2:01.395	+10.591	16:34:19.704
2	1:54.251	+3.447	16:36:13.955
3	1:50.804		16:38:04.759
4	1:53.511	+2.707	16:39:58.270
5	1:52.687	+1.883	16:41:50.957
(34) Graham READ			
1	2:04.400	+10.689	16:34:25.196
2	1:54.572	+0.861	16:36:19.768
3	1:53.711		16:38:13.479
4	1:54.769	+1.058	16:40:08.248
5	1:58.092	+4.381	16:42:06.340
(35) Nick RUDD			
1	2:04.670	+11.438	16:34:26.076
2	1:59.295	+6.063	16:36:25.371
3	1:55.220	+1.988	16:38:20.591

Lap	Lap Tm	Diff	Time of Day
4	1:54.024	+0.792	16:40:14.615
5	1:53.232		16:42:07.847
(5) Russ GILES			
1	2:05.896	+9.439	16:34:28.501
2	1:58.062	+1.605	16:36:26.563
3	1:57.489	+1.032	16:38:24.052
4	1:56.457		16:40:20.509
5	1:57.191	+0.734	16:42:17.700
(85) Peter BRAGG			
1	2:05.127	+6.923	16:34:25.269
2	2:00.299	+2.095	16:36:25.568
3	1:58.405	+0.201	16:38:23.973
4	1:58.204		16:40:22.177
5	2:02.972	+4.768	16:42:25.149
(29) Richard PURCELL			
1	2:19.225	+27.205	16:34:36.311
2	1:59.074	+7.054	16:36:35.385
3	1:55.650	+3.630	16:38:31.035
4	1:52.020		16:40:23.055
5	2:04.613	+12.593	16:42:27.668
(16) Mark SMITH			
1	2:18.499	+22.021	16:34:37.531
2	2:03.900	+7.422	16:36:41.431
3	1:56.478		16:38:37.909
4	2:00.078	+3.600	16:40:37.987
5	1:57.904	+1.426	16:42:35.891
(93) Bill JANSON			
1	2:08.558	+6.937	16:34:31.690
2	2:02.859	+1.238	16:36:34.549
3	2:01.621		16:38:36.170
4	2:03.295	+1.674	16:40:39.465
5	2:02.985	+1.364	16:42:42.450
(63) Rupert READER			
1	2:10.485	+12.839	16:34:32.554
2	2:11.820	+14.174	16:36:44.374
3	1:57.646		16:38:42.020
4	1:57.832	+0.186	16:40:39.852
5	2:02.997	+5.351	16:42:42.849
(74) Patrick HUSTON			
1	2:09.909	+8.505	16:34:33.577
2	2:01.404		16:36:34.981
3	2:01.892	+0.488	16:38:36.873
4	2:04.701	+3.297	16:40:41.574
5	2:03.761	+2.357	16:42:45.335
(9) Douglas McLAY			
1	2:11.855	+11.087	16:34:36.184
2	2:04.727	+3.959	16:36:40.911
3	2:00.768		16:38:41.679
4	2:01.553	+0.785	16:40:43.232
5	2:05.180	+4.412	16:42:48.412
(17) Graham PROBYN			
1	2:17.627	+10.397	16:34:43.154

Lap	Lap Tm	Diff	Time of Day
2	2:11.942	+4.712	16:36:55.096
3	2:07.230		16:39:02.326
4	2:11.538	+4.308	16:41:13.864
(41) Tristan CLIFFE			
1	1:49.272	+6.529	16:34:04.256
2	1:44.549	+1.806	16:35:48.805
3	1:43.865	+1.122	16:37:32.670
4	1:42.743		16:39:15.413
5	1:46.079	+3.336	16:41:01.492

Mono Championship (1800, 2000, Classic 2000)

Cadwell Park 2.173 Miles

Race 6 - First Race - AMENDED RESULT

06/09/2008 15:25

Race started at 16:32:12

Competitors	Laps					
	0	1	2	3	4	5
Tristan CLIFFE (41)	1	41	41	41	41	41
Jeremy TIMMS (2)	2	2	13	13	13	13
Julian CUTLER (13)	3	13	2	2	2	2
Neil GREGORY (10)	4	10	10	10	10	10
Richard PURCELL (29)	5	29	18	18	18	18
Richard SNUGGS (23)	6	23	23	23	23	23
Richard BASTOW (18)	7	18	47	28	28	28
Barry SMITH (47)	8	47	28	47	47	47
Lenny COLEMAN (28)	9	28	34	34	34	34
Mark SMITH (16)	10	16	85	35	35	35
Peter BRAGG (85)	11	85	35	85	5	5
Graham READ (34)	12	34	5	5	5	85
Nick RUDD (35)	13	35	93	93	29	29
Rupert READER (63)	14	63	63	74	93	16
Russ GILES (5)	15	5	74	29	74	93
Bill JANSON (93)	16	93	9	9	16	63
Patrick HUSTON (74)	17	74	29	16	9	74
Douglas McLAY (9)	18	9	16	63	63	9
Graham PROBYN (17)	19	17	17	17	17	17
-	20					
-	21					
-	22					

Clerk of the Course - Sig.

Time

Orbits 4

Chief Timekeeper - Ian Sharp (SMART)

www.amb-it.com

Track

Weather

www.mylaps.com

Results on smart-timing.co.uk & mylaps.com

Licensed to: SMART

POLE POSITION

1	1 13 Julian CUTLER 5
2	3 10 Neil GREGORY 5
3	5 23 Richard SNUGGS 5
4	7 47 Barry SMITH 5
5	9 35 Nick RUDD 5
6	11 85 Peter BRAGG 5
7	13 16 Mark SMITH 5
8	15 63 Rupert READER 5
9	17 9 Douglas McLAY 5
10	19 41 Tristan CLIFFE 5

2	2 2 Jeremy TIMMS 5
4	4 18 Richard BASTOW 5
6	6 28 Lenny COLEMAN 5
8	8 34 Graham READ 5
10	10 5 Russ GILES 5
12	12 29 Richard PURCELL 5
14	14 93 Bill JANSON 5
16	16 74 Patrick HUSTON 5
18	18 17 Graham PROBYN 4
20	20 64 Jim TIMMS

BRSCC/CSCC Classic & Jaguar Race Meeting

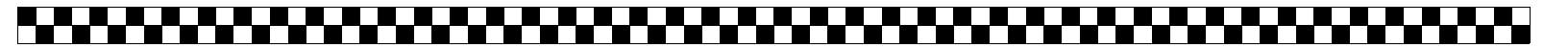
Mono Championship (1800, 2000, Classic 2000)

Cadwell Park 2.173 Miles

Race 14 - Second Race

07/09/2008 13:45

Race (15:00 Time)



11

21
7 Geoff FERN

22

59 Jock SERGISON

Clerk of the Course - Sig.

Time

Orbits 4

Chief Timekeeper - Ian Sharp (SMART)

www.amb-it.com

Track

Weather

www.mylaps.com

Results on smart-timing.co.uk & mylaps.com

Licensed to: SMART

Red Dragon R&T Club Nippon Challenge

Cadwell Park 2.173 Miles

Race 7 - Second Race

06/09/2008 15:45

Race (15:00 Time) started at 17:03:55


Pos	No.	Name	Make/Model	CC	Class C	Laps	Total Tm	Diff	Best Tm	Best Spd
1	10	Andy HARVEY	Impreza Wrx	2000T	E	8	15:02.980		1:50.870	70.558
2	2	Simon DEATON	Mitsubishi Evo 5	2000T	C	8	15:03.621	0.641	1:49.500	71.441
3	19	James NICHOLLS	Honda Integra	1800	A	8	15:17.756	14.776	1:52.290	69.666
4	37	Kris DUNLOP	Honda Civic	1800	A	8	15:18.212	15.232	1:52.697	69.414
5	3	Tom ROCHE	Maxda MX5	1600	B	8	16:02.009	59.029	1:58.326	66.112
6	1	Jonathan GREENSMITH	Mazda MX5	1600	B	8	16:12.888	1:09.908	1:59.634	65.389
7	8	Carl POWELL	Mazda MX5	1600	B	8	16:19.918	1:16.938	1:59.795	65.302
8	25	Chris LONGMORE	Mazda MX5	1600	B	8	16:21.156	1:18.176	2:00.100	65.136
9	32	Charles PLUMLEY	Mazda MX5	1600	B	8	16:28.023	1:25.043	2:00.487	64.927
10	24	Alix THOMPSON	Impreza Sti	2000T	E	8	16:35.591	1:32.611	2:01.069	64.614
11	77	Kevin MIDDLETON	Mazda MX5	1600	B	8	16:41.897	1:38.917	2:02.280	63.974
12	80	Sam HILL	Mazda MX5	1600	B	8	16:42.545	1:39.565	2:00.601	64.865
13	83	Sarah WHERRY	Toyota MR2 Mk2	2000	F	8	16:49.263	1:46.283	2:02.180	64.027
14	55	Martin STEVENSON	Mazda MX5	1600	B	8	16:51.015	1:48.035	2:02.599	63.808
15	22	Jenny GARRETT	Mazda MX5	1600	B	8	16:57.124	1:54.144	2:03.380	63.404
16	35	Rob JEFFERIES	Toyota MR2	200	F	7	15:04.805	1 Lap	2:04.499	62.834
17	88	Simon McALPINE	Mazda	1600	B	7	15:07.680	1 Lap	2:02.697	63.757
18	64	Lars SCHLOME	Nissan 350Z	3500T	D	7	15:16.169	1 Lap	2:05.448	62.359
19	46	Stuart WARD	Mitsubishi FTO/GPX	2000	C	7	15:26.225	1 Lap	2:07.717	61.251
20	17	Gareth NEWTON	Toyota MR2	2000	F	7	16:13.917	1 Lap	2:14.366	58.220

Not classified (80% = 6 Laps)

DNF	72	Andrew CLARKSON	Mazda MX5	1600	B	4	8:41.244	DNF	2:07.039	61.578
DNF	31	Jason JESSE	Toyota MR2 Mk1	1600	F	4	8:41.416	DNF	2:04.879	62.643
DNF	65	Lucas ORDONE	Nissan 350Z	3500T	D	2	4:28.006	DNF	2:06.350	61.914
DNS	23	Graham POULTNEY	Impreza Sti	2000T	E			DNS		-
DNS	7	Tony CROSSLEY	Mazda RX7	1300T	B			DNS		-

Margin of Victory	Avg. Speed	Best Lap Tm	Best Spd	Best Lap by
0.641	69.307	1:49.500	71.441	2 - Simon DEATON

Clerk of the Course - Sig.	Time	Orbits 4
Chief Timekeeper - Ian Sharp (SMART)		www.amb-it.com
Track	Weather	www.mylaps.com
Results on smart-timing.co.uk & mylaps.com		Licensed to: SMART



Lap	Lap Tm	Diff	Time of Day
5	2:10.953	+3.236	17:15:02.858
6	2:09.040	+1.323	17:17:11.898
7	2:09.713	+1.996	17:19:21.611

(17) Gareth NEWTON

Lap	Lap Tm	Diff	Time of Day
1	2:24.531	+10.165	17:06:29.894
2	2:17.750	+3.384	17:08:47.644
3	2:16.957	+2.591	17:11:04.601
4	2:16.697	+2.331	17:13:21.298
5	2:17.542	+3.176	17:15:38.840
6	2:14.366		17:17:53.206
7	2:16.097	+1.731	17:20:09.303

(72) Andrew CLARKSON

Lap	Lap Tm	Diff	Time of Day
1	2:13.151	+6.112	17:06:14.252
2	2:07.283	+0.244	17:08:21.535
3	2:07.039		17:10:28.574
4	2:08.056	+1.017	17:12:36.630

(31) Jason JESSE

Lap	Lap Tm	Diff	Time of Day
1	2:14.179	+9.300	17:06:16.704
2	2:08.052	+3.173	17:08:24.756
3	2:04.879		17:10:29.635
4	2:07.167	+2.288	17:12:36.802

(65) Lucas ORDONE

Lap	Lap Tm	Diff	Time of Day
1	2:12.839	+6.489	17:06:17.042
2	2:06.350		17:08:23.392

Lap	Lap Tm	Diff	Time of Day
-----	--------	------	-------------

Lap	Lap Tm	Diff	Time of Day
-----	--------	------	-------------

Red Dragon R&T Club Nippon Challenge

Cadwell Park 2.173 Miles

Race 7 - Second Race

06/09/2008 15:45

Race (15:00 Time) started at 17:03:55

Competitors	Laps								
	0	1	2	3	4	5	6	7	8
Andy HARVEY (10)	1	10	10	10	10	10	10	10	10
Simon DEATON (2)	2	2	2	2	2	2	2	2	2
Kris DUNLOP (37)	3	37	37	37	37	37	37	37	19
James NICHOLLS (19)	4	19	19	19	19	19	19	19	37
Jonathan GREENSMITH (1)	5	1	3	3	3	3	3	3	3
Tom ROCHE (3)	6	3	1	1	1	1	1	1	1
Sam HILL (80)	7	80	80	80	80	80	8	8	8
Carl POWELL (8)	8	8	8	8	8	8	25	25	25
Sarah WHERRY (83)	9	83	32	32	32	32	32	32	32
Charles PLUMLEY (32)	10	32	25	25	25	25	24	24	24
Andrew CLARKSON (72)	11	72	77	77	77	77	24	77	77
Chris LONGMORE (25)	12	25	24	24	24	24	77	80	80
Kevin MIDDLETON (77)	13	77	72	72	83	83	83	83	83
Martin STEVENSON (55)	14	55	83	83	72	55	55	55	55
Simon McALPINE (88)	15	88	55	55	55	22	22	22	22
Alix THOMPSON (24)	16	24	22	65	22	72	35	35	35
Jason JESSE (31)	17	31	88	22	31	31	88	88	88
Rob JEFFERIES (35)	18	35	31	88	88	88	64	64	64
Jenny GARRETT (22)	19	22	65	31	35	35	46	46	46
Lucas ORDONE (65)	20	65	35	35	64	64	17	17	17
Stuart WARD (46)	21	46	64	64	46	46			
Lars SCHLOME (64)	22	64	46	46	17	17			
Gareth NEWTON (17)	23	17	17	17					
-	24								
-	25								

Mono Championship (1600, 1200[F] & 1200[S])

Cadwell Park 2.173 Miles

Race 8 - First Race

06/09/2008 16:05

Race (15:00 Time) started at 17:35:38

Pos	No.	Name	Make/Model	CC	Class	Laps	Total Tm	Diff	Best Tm	Best Spd
1	23	Kat IMPEY	Jedi Mk6	600	B	9	15:28.600		1:40.441	77.885
2	37	Ben ANDERSON	Jedi Mk6	1000	B	9	15:35.957	7.357	1:41.961	76.723
3	26	Chris VINALL	JKS DR08	1000	A	9	15:49.910	21.310	1:42.811	76.089
4	11	Steve CAVE	JKS RM07	1000	B	9	16:12.421	43.821	1:44.974	74.521
5	21	Geoff JONES	Speads RM02	1000	B	9	16:21.739	53.139	1:44.185	75.086
6	6	Stuart DIGBY	Jedi Mk6	1000	B	9	16:22.009	53.409	1:44.183	75.087
7	16	Stephen BROOKS	Speads RM03	1100	A	9	16:23.553	54.953	1:45.162	74.388
8	1	David TILSON	Jedi Mk6	1000	B	9	16:44.616	1:16.016	1:47.754	72.599
9	27	Ake BORNEBUSCH	Jedi Mk6	998	A	9	17:24.843	1:56.243	1:52.357	69.625
10	53	Tony DAVIES	Van Diemen	1994	C	9	17:25.767	1:57.167	1:53.115	69.158
11	2	Peter WHITMORE	Van Diemen	996	A	9	17:26.100	1:57.500	1:49.355	71.536
12	66	David PARKINSON	Raynard FF83	1600	C	8	15:40.558	1 Lap	1:54.398	68.382
13	55	Tony COTTON	Van Diemen	1600	C	8	15:43.074	1 Lap	1:52.546	69.508
14	77	Geoff FERN	Van Diemen RF89	1600	C	8	15:44.323	1 Lap	1:53.833	68.722
15	75	Dave BRADY	Van Diemen RF88	1600	C	8	15:50.593	1 Lap	1:55.769	67.572
16	15	Len TURNER	Jedi Mk6	998	B	8	16:37.394	1 Lap	1:57.112	66.798
17	24	Neil BROWN	Jedi Mk4	600	A	8	16:38.145	1 Lap	1:57.768	66.426
18	58	Ewan SERGISON	Phoenix 002	1600	C	8	16:49.273	1 Lap	2:00.938	64.684
19	78	James CHAPMAN	Jamun M97	1600	C	8	17:33.374	1 Lap	2:02.743	63.733
20	60	Brian JONES	Formula Renault	1721	C	7	15:53.865	2 Laps	2:11.304	59.578
21	67	Sara FOGG	Agent DR1	1600	C	7	17:00.961	2 Laps	2:17.428	56.923

Margin of Victory	Avg. Speed	Best Lap Tm	Best Spd	Best Lap by
7.357	75.819	1:40.441	77.885	23 - Kat IMPEY

Clerk of the Course - Sig.	Time	Orbits 4
Chief Timekeeper - Ian Sharp (SMART)		www.amb-it.com
Track	Weather	www.mylaps.com
Results on smart-timing.co.uk & mylaps.com		Licensed to: SMART

BRSCC/CSCC Classic & Jaguar Race Meeting


Mono Championship (1600, 1200[F] & 1200[S])

Cadwell Park 2.173 Miles

Race 8 - First Race

06/09/2008 16:05

Race (15:00 Time) started at 17:35:38



Lap	Lap Tm	Diff	Time of Day
1	2:09.206	+8.268	17:37:55.875
2	2:07.697	+6.759	17:40:03.572
3	2:01.364	+0.426	17:42:04.936
4	2:00.938		17:44:05.874
5	2:05.026	+4.088	17:46:10.900
6	2:01.319	+0.381	17:48:12.219
7	2:11.076	+10.138	17:50:23.295
8	2:04.332	+3.394	17:52:27.627

(78) James CHAPMAN

1	2:11.122	+8.379	17:38:01.377
2	2:06.080	+3.337	17:40:07.457
3	2:02.743		17:42:10.200
4	2:14.647	+11.904	17:44:24.847
5	2:20.271	+17.528	17:46:45.118
6	2:10.131	+7.388	17:48:55.249
7	2:06.570	+3.827	17:51:01.819
8	2:09.909	+7.166	17:53:11.728

(60) Brian JONES

1	2:20.572	+9.268	17:38:11.571
2	2:14.872	+3.568	17:40:26.443
3	2:14.153	+2.849	17:42:40.596
4	2:15.279	+3.975	17:44:55.875
5	2:13.008	+1.704	17:47:08.883
6	2:11.304		17:49:20.187
7	2:12.032	+0.728	17:51:32.219

(67) Sara FOGG

1	2:22.528	+5.100	17:38:14.750
2	2:30.939	+13.511	17:40:45.689
3	2:26.545	+9.117	17:43:12.234
4	2:27.426	+9.998	17:45:39.660
5	2:21.310	+3.882	17:48:00.970
6	2:17.428		17:50:18.398
7	2:20.917	+3.489	17:52:39.315

Lap Lap Tm Diff Time of Day

Lap Lap Tm Diff Time of Day

Clerk of the Course - Sig.

Time

Orbits 4

Chief Timekeeper - Ian Sharp (SMART)

www.amb-it.com

Track

Weather

www.mylaps.com

Results on smart-timing.co.uk & mylaps.com

Licensed to: SMART

Mono Championship (1600, 1200[F] & 1200[S])

Cadwell Park 2.173 Miles

Race 8 - First Race

06/09/2008 16:05

Race (15:00 Time) started at 17:35:38

Competitors	Laps									
	0	1	2	3	4	5	6	7	8	9
Kat IMPEY (23)	1	23	23	23	23	23	23	23	23	23
Chris VINALL (26)	2	26	37	37	37	37	37	37	37	37
Ben ANDERSON (37)	3	37	26	26	26	26	26	26	26	26
David TILSON (1)	4	1	11	11	11	11	6	11	11	11
Geoff JONES (21)	5	21	6	6	6	6	11	16	16	16
Steve CAVE (11)	6	11	1	1	16	16	16	21	21	21
Stuart DIGBY (6)	7	6	16	16	21	21	21	6	6	6
Stephen BROOKS (16)	8	16	21	21	1	1	1	1	1	1
Ake BORNEBUSCH (27)	9	27	77	77	77	77	27	27	27	27
Geoff FERN (77)	10	77	27	27	27	27	53	53	53	2
David PARKINSON (66)	11	66	53	53	53	53	77	2	2	53
Dave BRADY (75)	12	75	66	66	66	66	66	77	66	66
Ewan SERGISON (58)	13	58	75	55	55	55	2	66	77	55
Tony DAVIES (53)	14	53	55	75	75	2	55	55	55	77
Len TURNER (15)	15	15	58	2	2	75	75	75	75	75
Tony COTTON (55)	16	55	15	58	58	58	58	58	15	15
Neil BROWN (24)	17	24	2	15	15	15	15	15	24	24
James CHAPMAN (78)	18	78	24	78	78	24	24	24	58	58
Brian JONES (60)	19	60	78	24	24	78	78	78	78	78
Sara FOGG (67)	20	67	60	60	60	60	60	60	60	60
Peter WHITMORE (2)	21	2	67	67	67	67	67	67	67	67

Clerk of the Course - Sig.

Time

Orbits 4

Chief Timekeeper - Ian Sharp (SMART)

www.amb-it.com

Track

Weather

www.mylaps.com

Results on smart-timing.co.uk & mylaps.com

Licensed to: SMART

POLE POSITION

1	1 23 Kat IMPEY 9
2	3 26 Chris VINALL 9
3	5 21 Geoff JONES 9
4	7 16 Stephen BROOKS 9
5	9 27 Ake BORNEBUSCH 9
6	11 2 Peter WHITMORE 9
7	13 55 Tony COTTON 8
8	15 75 Dave BRADY 8
9	17 24 Neil BROWN 8
10	19 78 James CHAPMAN 8

2	37 Ben ANDERSON 9
4	11 Steve CAVE 9
6	6 Stuart DIGBY 9
8	1 David TILSON 9
10	53 Tony DAVIES 9
12	66 David PARKINSON 8
14	77 Geoff FERN 8
16	15 Len TURNER 8
18	58 Ewan SERGISON 8
20	60 Brian JONES 7

11

21

67 Sara FOGG
7

Sports v Saloon Challenge with JEC Powered by Jaguar

Cadwell Park 2.173 Miles

Race 9

06/09/2008 16:25

Race (15:00 Time) started at 18:06:07

Pos	No.	Name	Make/Model	CC	Class	Laps	Total Tm	Diff	Best Tm	Best Spd
1	69	Mark STEWARD	Tiger RS6	2000	B	10	16:09.683		1:44.516	74.848
2	30	Stewart FENTON	Tiger CAT	1200	T	10	16:41.717	32.034	1:47.725	72.618
3	93	Andrew O'CONNELL	Caterham R400	1800	E	10	17:01.889	52.206	1:49.922	71.167
4	63	Andy TOONE	Caterham 7	1800	E	10	17:11.850	1:02.167	1:51.157	70.376
5	61	Gerry SIMPSON	Caterham Superlight	1800	E	10	17:12.456	1:02.773	1:51.601	70.096
6	2	Peter LAWRENCE	Caterham Superlight	1800	E	10	17:16.356	1:06.673	1:51.816	69.961
7	37	Ian BROWN	Caterham R400	1800	E	10	17:17.527	1:07.844	1:49.914	71.172
8	12	Alastair HUNTER	Peugeot 205 GTi	1905	B	10	17:17.528	1:07.845	1:51.467	70.180
9	55	Darren BERRIS	Westfield V8	3950	D	10	17:35.338	1:25.655	1:53.174	69.122
10	9	Chris PALMER	Jaguar XJS	4000	D	9	16:39.662	1 Lap	1:59.323	65.560
11	97	Lawrence COPPOCK	Jaguar XJS	6000	D	9	16:41.429	1 Lap	2:00.321	65.016
12	46	Gareth NUTLEY	Reliane Scimitar SS1	1809	B	9	16:42.666	1 Lap	2:00.518	64.910
13	6	Pete HALLFORD	Chevrolet Camaro	5736	D	9	17:16.810	1 Lap	1:56.891	66.924
14	90	Peter FRENCH	Caterham Superlight	1800	E	9	17:19.971	1 Lap	2:00.519	64.909
15	23	Steve FURNESS	MG MGF	1800	B	9	17:20.545	1 Lap	2:03.850	63.164
16	4	David BALL	Jaguar XJS	5300	G	9	17:45.361	1 Lap	2:09.797	60.269
17	54	Andy VERDON	Jaguar XJ6	4200	E	9	17:46.380	1 Lap	2:08.735	60.767
18	39	John HOLMES	Rover Metro GTi	1600	A	9	17:54.659	1 Lap	2:09.423	60.444
19	76	Simon FROWEN	Stewart Taylor Locoblade	919	A	9	17:58.368	1 Lap	2:04.833	62.666
20	3	Brian GEORGE	Jaguar X300	4000	D	9	18:10.062	1 Lap	2:11.744	59.379
21	25	Joey BROWN	Rover Metro	1275	A	9	18:11.247	1 Lap	2:10.394	59.994
Not classified ()										
DNF	49	Brian WATSON	Stewart Taylor Locoblade	929	A	7	13:47.597	DNF	2:10.665	59.869
DNF	81	Bryan HEALEY	Sylva Striker	1800	A	4	6:00.733	DNF	1:56.207	67.318
DNF	99	Mac McCARTHY	Tiger Avon	2000	B	4	6:12.155	DNF	1:59.501	65.462
DNS	15	Kevin PULLEN	Honda Integra	2000	B			DNS		-

Margin of Victory	Avg. Speed	Best Lap Tm	Best Spd	Best Lap by
32.034	80.674	1:44.516	74.848	69 - Mark STEWARD

Clerk of the Course - Sig.	Time	Orbits 4
Chief Timekeeper - Ian Sharp (SMART)		www.amb-it.com
Track	Weather	www.mylaps.com
Results on smart-timing.co.uk & mylaps.com		Licensed to: SMART

Lap	Lap Tm	Diff	Time of Day
9	2:10.231	+0.434	18:23:52.881

(54) Andy VERDON

1			18:06:15.320
2	2:20.095	+11.360	18:08:35.415
3	2:14.080	+5.345	18:10:49.495
4	2:12.258	+3.523	18:13:01.753
5	2:11.892	+3.157	18:15:13.645
6	2:10.609	+1.874	18:17:24.254
7	2:10.505	+1.770	18:19:34.759
8	2:10.406	+1.671	18:21:45.165
9	2:08.735		18:23:53.900

(39) John HOLMES

1			18:06:15.486
2	2:25.484	+16.061	18:08:40.970
3	2:15.731	+6.308	18:10:56.701
4	2:14.359	+4.936	18:13:11.060
5	2:11.059	+1.636	18:15:22.119
6	2:10.653	+1.230	18:17:32.772
7	2:09.833	+0.410	18:19:42.605
8	2:10.151	+0.728	18:21:52.756
9	2:09.423		18:24:02.179

(76) Simon FROWEN

1			18:06:16.201
2	2:28.936	+24.103	18:08:45.137
3	2:16.382	+11.549	18:11:01.519
4	2:16.408	+11.575	18:13:17.927
5	2:14.607	+9.774	18:15:32.534
6	2:12.315	+7.482	18:17:44.849
7	2:10.659	+5.826	18:19:55.508
8	2:05.547	+0.714	18:22:01.055
9	2:04.833		18:24:05.888

(3) Brian GEORGE

1			18:06:15.884
2	2:25.480	+13.736	18:08:41.364
3	2:15.677	+3.933	18:10:57.041
4	2:14.969	+3.225	18:13:12.010
5	2:11.948	+0.204	18:15:23.958
6	2:12.077	+0.333	18:17:36.035
7	2:16.596	+4.852	18:19:52.631
8	2:13.207	+1.463	18:22:05.838
9	2:11.744		18:24:17.582

(25) Joey BROWN

1			18:06:16.387
2	2:26.356	+15.962	18:08:42.743
3	2:16.531	+6.137	18:10:59.274
4	2:18.179	+7.785	18:13:17.453
5	2:15.697	+5.303	18:15:33.150
6	2:12.636	+2.242	18:17:45.786
7	2:10.810	+0.416	18:19:56.596
8	2:10.394		18:22:06.990
9	2:11.777	+1.383	18:24:18.767

(49) Brian WATSON

1			18:06:14.849
2	2:25.684	+15.019	18:08:40.533
3	2:16.741	+6.076	18:10:57.274

Lap	Lap Tm	Diff	Time of Day
4	2:19.009	+8.344	18:13:16.283
5	2:15.708	+5.043	18:15:31.991
6	2:12.461	+1.796	18:17:44.452
7	2:10.665		18:19:55.117

(81) Bryan HEALEY

1			18:06:11.764
2	2:01.290	+5.083	18:08:13.054
3	1:56.207		18:10:09.261
4	1:58.992	+2.785	18:12:08.253

(99) Mac McCARTHY

1			18:06:12.443
2	2:06.355	+6.854	18:08:18.798
3	1:59.501		18:10:18.299
4	2:01.376	+1.875	18:12:19.675

Lap	Lap Tm	Diff	Time of Day
-----	--------	------	-------------

Sports v Saloon Challenge with JEC Powered by Jaguar

Cadwell Park 2.173 Miles

Race 9

06/09/2008 16:25

Race (15:00 Time) started at 18:06:07

Competitors		Laps									
		1	2	3	4	5	6	7	8	9	10
Stewart FENTON (30)	1	30	69	69	69	69	69	69	69	69	69
Mark STEWARD (69)	2	69	30	30	30	30	30	30	30	30	30
Gerry SIMPSON (61)	3	61	61	63	63	63	93	93	93	93	93
Andy TOONE (63)	4	63	63	61	61	93	63	63	63	63	63
Darren BERRIS (55)	5	55	55	55	93	61	61	61	61	61	61
Bryan HEALEY (81)	6	81	81	93	55	55	55	2	2	2	2
Peter FRENCH (90)	7	90	93	81	2	2	2	55	55	37	37
Andrew O'CONNELL (93)	8	93	2	2	81	37	37	37	37	55	55
Mac McARTHUR (99)	9	99	99	99	6	6	6	6	97	9	
Lawrence COPPOCK (97)	10	97	6	6	37	97	97	97	9	97	
Peter LAWRENCE (2)	11	2	97	37	99	46	46	46	46	46	
Pete HALLFORD (6)	12	6	37	97	97	9	9	9	23	6	
Gareth NUTLEY (46)	13	46	46	46	46	23	23	23	6	12	
Steve FURNESS (23)	14	23	23	23	9	4	4	90	90	90	
Brian WATSON (49)	15	49	4	9	23	54	90	4	12	23	
Andy VERDON (54)	16	54	9	4	4	90	54	54	4	4	
John HOLMES (39)	17	39	54	54	54	39	39	12	54	54	
David BALL (4)	18	4	49	39	90	3	3	39	39	39	
Brian GEORGE (3)	19	3	39	3	39	49	12	3	76	76	
Simon FROWEN (76)	20	76	3	49	3	76	49	49	3	3	
Joey BROWN (25)	21	25	25	90	49	25	76	76	25	25	
Chris PALMER (9)	22	9	90	25	25	12	25	25			
Ian BROWN (37)	23	37	76	76	76						
Alastair HUNTER (12)	24	12	12	12	12						
-	25										

Clerk of the Course - Sig.

Time

Orbits 4

Chief Timekeeper - Ian Sharp (SMART)

www.amb-it.com

Track

Weather

www.mylaps.com

Results on smart-timing.co.uk & mylaps.com

Licensed to: SMART

Lamboss Software MR2 & Ma5da Racing

Cadwell Park 2.173 Miles

Qualifying 11

07/09/2008 09:00

Practice started at 9:06:10

Pos	No.	Name	Make/Model	CC	Class Cc	Laps	Best Tm	Diff n Lap	Best Spd	2nd Best
1	3	Tom ROGHE	Maxda MX5	1600	MX5	7	1:51.191		70.355	1:51.839
2	1	Jonathan GREENSMITH	Mazda MX5	1600	MX5	8	1:52.811	1.620	69.344	1:53.020
3	80	Sam HILL	Mazda MX5	1600	MX5	8	1:53.027	1.836	69.212	1:53.515
4	25	Chris LONGMORE	Mazda MX5	1600	MX5	8	1:53.053	1.862	69.196	1:53.107
5	56	Chris ROWLINSON	Mazda MX5	1600	MX5	7	1:53.324	2.133	69.030	1:54.356
6	32	Charles PLUMLEY	Mazda MX5	1600	MX5	7	1:53.459	2.268	68.948	1:53.746
7	55	Martin STEVENSON	Mazda MX5	1600	MX5	7	1:53.677	2.486	68.816	1:53.810
8	8	Carl POWELL	Mazda MX5	1600	MX5	7	1:54.491	3.300	68.327	1:55.493
9	2	Jenny GARRETT	Mazda MX5	1600	MX5	7	1:54.622	3.431	68.249	1:54.857
10	99	Jonathan BLAKE	Mazda MX5	1600	MX5	7	1:54.910	3.719	68.078	1:55.159
11	6	Alyn ROBSON	Mazda MX5	1600	MX5	7	1:55.085	3.894	67.974	1:55.122
12	88	Simon McALPINE	Mazda MX5	1600	MX5	7	1:55.500	4.309	67.730	1:55.890
13	22	Ross STONER	Toyota MR2	1600	MR2	6	1:55.501	4.310	67.729	1:56.497
14	77	Kevin MIDDLETON	Mazda MX5	1600	MX5	8	1:55.630	4.439	67.654	1:56.239
15	72	Andrew CLARKSON	Mazda MX5	1600	MX5	8	1:55.722	4.531	67.600	1:56.033
16	51	Adam LOCKWOOD	Toyota MR2	1600	MR2	7	1:55.822	4.631	67.542	1:56.112
17	13	Sam MAHER-LOUGHNAN	Toyota MR2	1600	MR2	7	1:55.948	4.757	67.468	1:56.329
18	37	Jason JESSE	Toyota MR2	1600	MR2	7	1:56.637	5.446	67.070	1:56.909
19	23	Sarah WHERRY	Toyota MR2	1600	MR2	7	1:56.704	5.513	67.031	1:57.929
20	35	Rob JEFFERIE	Toyota MR2	1800	MR2	7	1:57.253	6.062	66.717	1:57.489
21	17	Gareth NEWTON	Toyota MR2	1600	MR2	7	1:57.891	6.700	66.356	1:58.283
22	16	Paul BARKER	Toyota MR2	1600	MR2	7	2:00.284	9.093	65.036	2:01.647
23	26	Aaron PULLAN	Toyota MR2	1600	MR2	7	2:01.126	9.935	64.584	2:02.544
24	57	John TYERS	Tpypta MR2	1600	MR2	7	2:02.573	11.382	63.822	2:03.617
25	9	Nick READ	Toyota MR2	1600	MR2	7	2:03.418	12.227	63.385	2:03.513
26	48	Alex GASSMAN	Toyota MR2	1800	MR2	4	2:04.060	12.869	63.057	2:05.145
27	28	Nick WINTER	Toyota MR2	1600	MR2	6	2:10.003	18.812	60.174	2:15.828
28	12	Serge SMITH	Mazda MX5	1600	MX5			0	-	

Announcements

Car No's 12 & 28 - No working transponders - Please fix before racing.

Clerk of the Course - Sig.

Time

Orbits 4

Chief Timekeeper - Ian Sharp (SMART)

www.amb-it.com

Track

Weather

www.mylaps.com

Results on smart-timing.co.uk & mylaps.com

Licensed to: SMART

Lap	Lap Tm	Diff	Time of Day
7	1:57.489	+0.236	9:21:23.225
(17) Gareth NEWTON			
1	2:15.213	+17.322	9:09:06.121
2	2:17.252	+19.361	9:11:23.373
3	2:09.085	+11.194	9:13:32.458
4	2:02.445	+4.554	9:15:34.903
5	1:57.891		9:17:32.794
6	1:58.689	+0.798	9:19:31.483
7	1:58.283	+0.392	9:21:29.766

Lap	Lap Tm	Diff	Time of Day
(16) Paul BARKER			
1	2:17.588	+17.304	9:09:04.469
2	2:14.004	+13.720	9:11:18.473
3	2:12.194	+11.910	9:13:30.667
4	2:08.260	+7.976	9:15:38.927
5	2:02.587	+2.303	9:17:41.514
6	2:01.647	+1.363	9:19:43.161
7	2:00.284		9:21:43.445

Lap	Lap Tm	Diff	Time of Day
(26) Aaron PULLAN			
1	2:16.295	+15.169	9:09:48.868
2	2:07.295	+6.169	9:11:56.163
3	2:05.503	+4.377	9:14:01.666
4	2:03.611	+2.485	9:16:05.277
5	2:02.544	+1.418	9:18:07.821
6	2:02.925	+1.799	9:20:10.746
7	2:01.126		9:22:11.872

Lap	Lap Tm	Diff	Time of Day
(57) John TYERS			
1	2:21.765	+19.192	9:09:27.037
2	2:13.121	+10.548	9:11:40.158
3	2:06.376	+3.803	9:13:46.534
4	2:08.466	+5.893	9:15:55.000
5	2:04.874	+2.301	9:17:59.874
6	2:02.573		9:20:02.447
7	2:03.617	+1.044	9:22:06.064

Lap	Lap Tm	Diff	Time of Day
(9) Nick READ			
1	2:22.082	+18.664	9:09:22.772
2	2:09.473	+6.055	9:11:32.245
3	2:08.561	+5.143	9:13:40.806
4	2:17.160	+13.742	9:15:57.966
5	2:03.418		9:18:01.384
6	2:03.513	+0.095	9:20:04.897
7	2:05.025	+1.607	9:22:09.922

Lap	Lap Tm	Diff	Time of Day
(48) Alex GASSMAN			
1	2:12.970	+8.910	9:09:41.541
2	2:04.060		9:11:45.601
3	2:05.145	+1.085	9:13:50.746
4	2:06.039	+1.979	9:15:56.785

Lap	Lap Tm	Diff	Time of Day
(28) Nick WINTER			
1	2:33.756	+23.753	9:09:48.867
2	2:27.583	+17.580	9:12:16.450
3	2:19.438	+9.435	9:14:35.888
4	2:16.269	+6.266	9:16:52.157
5	2:15.828	+5.825	9:19:07.985
6	2:10.003		9:21:17.988

POLE POSITION

1	1 3 Tom ROGHE 1:51.191
2	3 80 Sam HILL 1:53.027
3	5 56 Chris ROWLINSON 1:53.324
4	7 55 Martin STEVENSON 1:53.677
5	9 2 Jenny GARRETT 1:54.622
6	11 6 Alyn ROBSON 1:55.085
7	13 22 Ross STONER 1:55.501
8	15 72 Andrew CLARKSON 1:55.722
9	17 13 Sam MAHER-LOUGHNAN 1:55.948
10	19 23 Sarah WHERRY 1:56.704

2	1 Jonathan GREENSMITH 1:52.811
4	25 Chris LONGMORE 1:53.053
6	32 Charles PLUMLEY 1:53.459
8	8 Carl POWELL 1:54.491
10	99 Jonathan BLAKE 1:54.910
12	88 Simon McALPINE 1:55.500
14	77 Kevin MIDDLETON 1:55.630
16	51 Adam LOCKWOOD 1:55.822
18	37 Jason JESSE 1:56.637
20	35 Rob JEFFERIE 1:57.253

11

21

17 Gareth NEWTON
1:57.891

22

16 Paul BARKER
2:00.284

12

23

26 Aaron PULLAN
2:01.126

24

57 John TYERS
2:02.573

13

25

9 Nick READ
2:03.418

26

48 Alex GASSMAN
2:04.060

14

27

28 Nick WINTER
2:10.003

28

12 Serge SMITH

Date : 08/09/2008
Time : 14:50

Scottish Motorsports Automatic Race Timing (S.M.A.R.T)

Telephone 01896 752447

Grid Sheet

Race 20 Lanboss Software MR2 Racing - Race 2

Start Time :
Finish Time :

Road :
Weather :

FRONT

	<i>POLE</i>		
Position No. 1	3	Position No. 2	1
Position No. 3	25	Position No. 4	80
Position No. 5	32	Position No. 6	55
Position No. 7	56	Position No. 8	2
Position No. 9	6	Position No. 10	99
Position No. 11	8	Position No. 12	88
Position No. 13	72	Position No. 14	51
Position No. 15	77	Position No. 16	13
Position No. 17	22	Position No. 18	37
Position No. 19	35	Position No. 20	23
Position No. 21	17	Position No. 22	16
Position No. 23	26	Position No. 24	9
Position No. 25	57	Position No. 26	48
Position No. 27	28	Position No. 28	12

CSCC Swinging Sixties Series

Cadwell Park 2.173 Miles

Qualifying 12

07/09/2008 09:20

Practice started at 9:30:10

Pos	No.	Name	Make/Model	CC	Class Code	Laps	Best Tm	Diff
1	1	Mark CAMPBELL	Triumph TR5	2000	D	13	1:42.442	
2	99	John MUIRHEAD	Lotus 7	1598	H	16	1:43.361	0.919
3	51	Malcolm TURNBULL	Triumph TR6	2600	D	11	1:47.140	4.698
4	14	Paul TURNBULL	Reliant Scimitar	2994	D	15	1:47.632	5.190
5	47	John PRINGLE	Lotus 7 Series 4	1600	H	15	1:48.593	6.151
6	85	Stephen BOND	Lotus Elan	1598	H	15	1:50.200	7.758
7	55	Steven ADAMS	Triumph Spitfire	1296	A	14	1:50.833	8.391
8	62	Mark HADFIELD	Triumph Spitfire	1500	B	15	1:51.755	9.313
9	43	Adam ASHMORE	MG MGB	1950	C	15	1:51.990	9.548
10	32	Amnon NEEDHAM	Lotus Europa TC	1558	H	15	1:52.323	9.881
11	21	Nigel GIBBINS	Triumph Spitfire	1296	A	15	1:52.326	9.884
12	66	Richard McKEON / Tim CAIRNS	MGB GT	1950	C	14	1:52.917	10.475
13	57	David SMITH / Chris DEAR	MG Midget	1380	A	14	1:52.974	10.532
14	76	Kevan HADFIELD	Triumph Herald	1500	B	14	1:53.258	10.816
15	91	Steve PLATTS	Singer Chamois	998	A	10	1:53.294	10.852
16	63	Mike WILKINSON / Michael WILKINSON	Jaguar E Type	3800	E	15	1:53.763	11.321
17	50	Andy VOWELL	Triumph Spitfire	1296	A	15	1:54.579	12.137
18	4	John LESLIE	Reliant Sabre Six	2553	D	14	1:56.111	13.669
19	75	Ben GOUGH	Reliant Scimitar GTE	2994	D	14	1:56.390	13.948
20	2	Cliff GRAY / Piers BRIDGEMAN-WILLIAMS	Sunbeam Alpine	1725	C	14	1:56.561	14.119
21	72	Chris DRAYCOTT	Sunbeam Alpine Sport	1725	C	14	1:57.166	14.724
22	69	Chas MATTHEWS	Lancia Fulva	1600	B	13	1:57.659	15.217
23	42	Philip ROTHWELL Richard HAYHOW	Lotus Elan S3	1558	H	14	1:57.928	15.486
24	11	Al FLEMING / Nick FLEMING	Lotus Elan 26R	1594	H	11	2:00.042	17.600
25	93	Mike McBRIDE	MG MGC GT	2912	D	14	2:00.917	18.475
26	35	Norman DAVIDSON	Jaguar E Type	3800	E	13	2:03.742	21.300
27	44	Daniel RYAN / Cliff RYAN	Ford Escort Mexico	1600	C	13	2:05.178	22.736
28	54	Iain DANIELS / Neil CONDLIFFE	Reliant Sabre Six	2600	D	9	2:06.009	23.567
29	39	Malcolm SELF	MG Midget	1380	A			
30	58	Spencer MCKENZIE	Sunbeam Alpine	1725	C			

Clerk of the Course - Sig.

Time

Orbits 4

Chief Timekeeper - Ian Sharp (SMART)

www.amb-it.com

Track

Weather

www.mylaps.com

Results on smart-timing.co.uk & mylaps.com

Licensed to: SMART

BRSCC/CSCC Classic & Jaguar Race Meeting


CSCC Swinging Sixties Series

Cadwell Park 2.173 Miles

Qualifying 12

07/09/2008 09:20

Practice started at 9:30:10



Lap	Lap Tm	Diff	Time of Day
1	2:30.181	+37.264	9:34:05.462
2	2:10.757	+17.840	9:36:16.219
3	2:01.089	+8.172	9:38:17.308
4	2:00.928	+8.011	9:40:18.236
5	1:58.662	+5.745	9:42:16.898
6	2:00.544	+7.627	9:44:17.442
7	3:02.790	+1:09.873	9:47:20.232
8	2:09.801	+16.884	9:49:30.033
9	1:57.964	+5.047	9:51:27.997
10	1:54.697	+1.780	9:53:22.694
11	1:56.131	+3.214	9:55:18.825
12	1:56.286	+3.369	9:57:15.111
13	1:52.917		9:59:08.028
14	1:53.259	+0.342	10:01:01.287

(57) David SMITH / Chris DEAR

1	2:28.592	+35.618	9:33:20.012
2	2:08.998	+16.024	9:35:29.010
3	2:07.076	+14.102	9:37:36.086
4	2:01.632	+8.658	9:39:37.718
5	1:59.143	+6.169	9:41:36.861
6	3:21.632	+1:28.658	9:44:58.493
7	2:26.146	+33.172	9:47:24.639
8	2:05.195	+12.221	9:49:29.834
9	2:03.624	+10.650	9:51:33.458
10	1:57.618	+4.644	9:53:31.076
11	1:55.003	+2.029	9:55:26.079
12	1:55.944	+2.970	9:57:22.023
13	2:03.771	+10.797	9:59:25.794
14	1:52.974		10:01:18.768

(76) Kevan HADFIELD

1	2:31.103	+37.845	9:34:03.696
2	2:06.466	+13.208	9:36:10.162
3	2:02.539	+9.281	9:38:12.701
4	2:02.282	+9.024	9:40:14.983
5	1:58.714	+5.456	9:42:13.697
6	2:06.822	+13.564	9:44:20.519
7	2:18.225	+24.967	9:46:38.744
8	1:58.795	+5.537	9:48:37.539
9	1:54.961	+1.703	9:50:32.500
10	1:55.887	+2.629	9:52:28.387
11	1:53.258		9:54:21.645
12	2:14.335	+21.077	9:56:35.980
13	1:54.074	+0.816	9:58:30.054
14	1:54.202	+0.944	10:00:24.256

(91) Steve PLATTS

1	2:26.140	+32.846	9:34:09.487
2	2:08.026	+14.732	9:36:17.513
3	2:00.597	+7.303	9:38:18.110
4	1:59.089	+5.795	9:40:17.199
5	1:57.472	+4.178	9:42:14.671
6	2:02.362	+9.068	9:44:17.033
7	1:55.967	+2.673	9:46:13.000
8	1:53.395	+0.101	9:48:06.395
9	1:53.294		9:49:59.689
10	1:54.798	+1.504	9:51:54.487

(63) Mike WILKINSON / Michael WILKINSON

1	2:26.217	+32.454	9:33:24.795
---	----------	---------	-------------

Lap	Lap Tm	Diff	Time of Day
2	2:12.658	+18.895	9:35:37.453
3	2:06.425	+12.662	9:37:43.878
4	2:01.834	+8.071	9:39:45.712
5	2:00.154	+6.391	9:41:45.866
6	2:00.580	+6.817	9:43:46.446
7	1:56.861	+3.098	9:45:43.307
8	1:57.554	+3.791	9:47:40.861
9	1:57.384	+3.621	9:49:38.245
10	1:56.413	+2.650	9:51:34.658
11	1:54.934	+1.171	9:53:29.592
12	1:55.355	+1.592	9:55:24.947
13	1:57.723	+3.960	9:57:22.670
14	1:54.772	+1.009	9:59:17.442
15	1:53.763		10:01:11.205

(50) Andy VOWELL

1	2:21.316	+26.737	9:33:41.374
2	2:08.688	+14.109	9:35:50.062
3	2:06.013	+11.434	9:37:56.075
4	2:02.197	+7.618	9:39:58.272
5	2:01.421	+6.842	9:41:59.693
6	1:56.389	+1.810	9:43:56.082
7	1:54.579		9:45:50.661
8	1:54.968	+0.389	9:47:45.629
9	1:56.307	+1.728	9:49:41.936
10	1:54.901	+0.322	9:51:36.837
11	1:59.393	+4.814	9:53:36.230
12	1:54.985	+0.406	9:55:31.215
13	1:59.419	+4.840	9:57:30.634
14	2:02.019	+7.440	9:59:32.653
15	1:56.895	+2.316	10:01:29.548

(4) John LESLIE

1	2:25.428	+29.317	9:34:12.675
2	2:11.327	+15.216	9:36:24.002
3	2:13.536	+17.425	9:38:37.538
4	2:07.386	+11.275	9:40:44.924
5	2:03.698	+7.587	9:42:48.622
6	1:59.186	+3.075	9:44:47.808
7	1:58.107	+1.996	9:46:45.915
8	1:58.918	+2.807	9:48:44.833
9	2:02.171	+6.060	9:50:47.004
10	1:56.589	+0.478	9:52:43.593
11	1:57.282	+1.171	9:54:40.875
12	1:56.753	+0.642	9:56:37.628
13	1:56.111		9:58:33.739
14	1:58.185	+2.074	10:00:31.924

(75) Ben GOUGH

1	2:23.315	+26.925	9:34:13.853
2	2:13.908	+17.518	9:36:27.761
3	2:10.359	+13.969	9:38:38.120
4	2:09.514	+13.124	9:40:47.634
5	2:02.776	+6.386	9:42:50.410
6	2:00.915	+4.525	9:44:51.325
7	2:00.134	+3.744	9:46:51.459
8	2:01.505	+5.115	9:48:52.964
9	1:59.866	+3.476	9:50:52.830
10	1:59.246	+2.856	9:52:52.076
11	1:56.525	+0.135	9:54:48.601
12	1:57.836	+1.446	9:56:46.437

Lap	Lap Tm	Diff	Time of Day
13	1:56.996	+0.606	9:58:43.433
14	1:56.390		10:00:39.823

(2) Cliff GRAY / Piers BRIDGEMAN-WILLIAMS

1	2:22.674	+26.113	9:33:39.364
2	2:10.464	+13.903	9:35:49.828
3	2:09.867	+13.306	9:37:59.695
4	2:06.276	+9.715	9:40:05.971
5	2:04.940	+8.379	9:42:10.911
6	2:04.209	+7.648	9:44:15.120
7	3:13.815	+1:17.254	9:47:28.935
8	2:15.872	+19.311	9:49:44.807
9	2:02.315	+5.754	9:51:47.122
10	2:00.258	+3.697	9:53:47.380
11	2:00.448	+3.887	9:55:47.828
12	1:56.561		9:57:44.389
13	1:57.701	+1.140	9:59:42.090
14	1:57.603	+1.042	10:01:39.693

(72) Chris DRAYCOTT

1	2:26.535	+29.369	9:33:51.150
2	2:15.668	+18.502	9:36:06.818
3	2:04.893	+7.727	9:38:11.711
4	2:02.885	+5.719	9:40:14.596
5	2:05.566	+8.400	9:42:20.162
6	2:02.976	+5.810	9:44:23.138
7	2:00.079	+2.913	9:46:23.217
8	2:01.021	+3.855	9:48:24.238
9	1:58.752	+1.586	9:50:22.990
10	1:58.557	+1.391	9:52:21.547
11	1:57.166		9:54:18.713
12	1:57.212	+0.046	9:56:15.925
13	1:57.454	+0.288	9:58:13.379
14	1:58.587	+1.421	10:00:11.966

(69) Chas MATTHEWS

1	2:23.417	+25.758	9:34:14.555
2	2:10.504	+12.845	9:36:25.059
3	2:12.233	+14.574	9:38:37.292
4	2:09.502	+11.843	9:40:46.794
5	2:05.447	+7.788	9:42:52.241
6	2:05.709	+8.050	9:44:57.950
7	3:17.172	+1:19.513	9:48:15.122
8	2:17.541	+19.882	9:50:32.663
9	2:05.365	+7.706	9:52:38.028
10	2:01.127	+3.468	9:54:39.155
11	2:00.155	+2.496	9:56:39.310
12	2:00.430	+2.771	9:58:39.740
13	1:57.659		10:00:37.399

(42) Philip ROTHWELL Richard HAYHOW

1	2:26.092	+28.164	9:33:53.068
2	2:14.684	+16.756	9:36:07.752
3	2:04.932	+7.004	9:38:12.684
4	2:04.032	+6.104	9:40:16.716
5	2:06.217	+8.289	9:42:22.933
6	2:02.449	+4.521	9:44:25.382
7	2:02.772	+4.844	9:46:28.154
8	2:00.557	+2.629	9:48:28.711
9	2:00.115	+2.187	9:50:28.824
10	1:59.587	+1.659	9:52:28.413

Clerk of the Course - Sig. Time
Chief Timekeeper - Ian Sharp (SMART)
Track Weather
Results on smart-timing.co.uk & mylaps.com
Printed: 08/09/2008 13:42:32

Orbits 4
www.amb-it.com
www.mylaps.com
Licensed to: SMART

CSCC Swinging Sixties Series

Cadwell Park 2.173 Miles

Qualifying 12

07/09/2008 09:20

Practice started at 9:30:10

Lap	Lap Tm	Diff	Time of Day
11	1:59.091	+1.163	9:54:27.504
12	1:58.925	+0.997	9:56:26.429
13	1:58.049	+0.121	9:58:24.478
14	1:57.928		10:00:22.406

(11) Al FLEMING / Nick FLEMING

Lap	Lap Tm	Diff	Time of Day
1	2:06.610	+6.568	9:32:59.575
2	2:03.095	+3.053	9:35:02.670
3	2:01.852	+1.810	9:37:04.522
4	2:00.042		9:39:04.564
5	3:28.457	+1:28.415	9:42:33.021
6	3:25.067	+1:25.025	9:45:58.088
7	2:29.036	+28.994	9:48:27.124
8	2:26.818	+26.776	9:50:53.942
9	2:24.366	+24.324	9:53:18.308
10	4:27.782	+2:27.740	9:57:46.090
11	2:27.453	+27.411	10:00:13.543

(93) Mike McBRIDE

Lap	Lap Tm	Diff	Time of Day
1	2:31.818	+30.901	9:34:03.043
2	2:18.218	+17.301	9:36:21.261
3	2:12.235	+11.318	9:38:33.496
4	2:07.642	+6.725	9:40:41.138
5	2:11.587	+10.670	9:42:52.725
6	2:07.049	+6.132	9:44:59.774
7	2:05.913	+4.996	9:47:05.687
8	2:03.414	+2.497	9:49:09.101
9	2:04.540	+3.623	9:51:13.641
10	2:03.837	+2.920	9:53:17.478
11	2:01.908	+0.991	9:55:19.386
12	2:00.917		9:57:20.303
13	2:08.225	+7.308	9:59:28.528
14	2:03.830	+2.913	10:01:32.358

(35) Norman DAVIDSON

Lap	Lap Tm	Diff	Time of Day
1	2:25.515	+21.773	9:34:11.019
2	2:11.783	+8.041	9:36:22.802
3	2:13.626	+9.884	9:38:36.428
4	2:13.494	+9.752	9:40:49.922
5	2:07.943	+4.201	9:42:57.865
6	2:09.110	+5.368	9:45:06.975
7	2:09.591	+5.849	9:47:16.566
8	2:07.146	+3.404	9:49:23.712
9	2:10.802	+7.060	9:51:34.514
10	2:09.217	+5.475	9:53:43.731
11	2:03.742		9:55:47.473
12	2:05.219	+1.477	9:57:52.692
13	2:07.129	+3.387	9:59:59.821

(44) Daniel RYAN / Cliff RYAN

Lap	Lap Tm	Diff	Time of Day
1	2:22.702	+17.524	9:33:35.929
2	2:12.127	+6.949	9:35:48.056
3	2:13.383	+8.205	9:38:01.439
4	3:59.985	+1:54.807	9:42:01.424
5	2:30.196	+25.018	9:44:31.620
6	2:12.305	+7.127	9:46:43.925
7	2:09.355	+4.177	9:48:53.280
8	2:08.421	+3.243	9:51:01.701
9	2:12.730	+7.552	9:53:14.431
10	2:07.279	+2.101	9:55:21.710
11	2:06.305	+1.127	9:57:28.015

Lap	Lap Tm	Diff	Time of Day
12	2:05.178		9:59:33.193
13	2:06.520	+1.342	10:01:39.713

(54) Iain DANIELS / Neil CONDLIFFE

Lap	Lap Tm	Diff	Time of Day
1	2:28.839	+22.830	9:33:28.907
2	2:09.632	+3.623	9:35:38.539
3	2:06.284	+0.275	9:37:44.823
4	6:16.718	+4:10.709	9:44:01.541
5	2:26.608	+20.599	9:46:28.149
6	2:09.989	+3.980	9:48:38.138
7	2:08.790	+2.781	9:50:46.928
8	2:06.009		9:52:52.937
9	2:09.537	+3.528	9:55:02.474

Lap	Lap Tm	Diff	Time of Day
-----	--------	------	-------------

Clerk of the Course - Sig.

Time

Orbits 4

Chief Timekeeper - Ian Sharp (SMART)

www.amb-it.com

Track

Weather

www.mylaps.com

Results on smart-timing.co.uk & mylaps.com

Licensed to: SMART

POLE POSITION

1	1 1 Mark CAMPBELL 1:42.442
2	3 51 Malcolm TURNBULL 1:47.140
3	5 47 John PRINGLE 1:48.593
4	7 55 Steven ADAMS 1:50.833
5	9 43 Adam ASHMORE 1:51.990
6	11 21 Nigel GIBBINS 1:52.326
7	13 57 David SMITH / Chris DEAR 1:52.974
8	15 91 Steve PLATTS 1:53.294
9	17 50 Andy VOWELL 1:54.579
10	19 75 Ben GOUGH 1:56.390

2	99 John MUIRHEAD 1:43.361
4	14 Paul TURNBULL 1:47.632
6	85 Stephen BOND 1:50.200
8	62 Mark HADFIELD 1:51.755
10	32 Amnon NEEDHAM 1:52.323
12	66 Richard McKEON / Tim CAIRNS 1:52.917
14	76 Kevan HADFIELD 1:53.258
16	63 Mike WILKINSON / Michael WILKINSON 1:53.763
18	4 John LESLIE 1:56.111
20	2 Cliff GRAY / Piers BRIDGEMAN-WILLIAMS 1:56.561

11

21

72 Chris DRAYCOTT
1:57.166

22

69 Chas MATTHEWS
1:57.659

12

23

42 Philip ROTHWELL Richard HAYHOW
1:57.928

24

11 Al FLEMING / Nick FLEMING
2:00.042

13

25

93 Mike McBRIDE
2:00.917

26

35 Norman DAVIDSON
2:03.742

14

27

44 Daniel RYAN / Cliff RYAN
2:05.178

28

54 Iain DANIELS / Neil CONDLIFFE
2:06.009

15

29

58 Spencer McKENZIE
1st Reserve

30

39 Malcolm SELF
2nd Reserve

CSCC Zircotec Future Classics

Cadwell Park 2.173 Miles

Qualifying 12A

07/09/2008 10:00

Practice started at 10:07:48

Pos	No.	Name	Make/Model	CC	Class	Laps	Best Tm	Diff	n Lap
1	10	Joss RONCHETTI / Philip SEAMAN	Talbot Sunbeam Lotus	2580	D	14	1:42.260		5
2	7	Martyn ADAMS / Jon WOLFE	Triumph TR7V8	3900	E	15	1:45.111	2.851	14
3	30	Nikolas OLSON	Lotus Esprit S3	2200	D	16	1:47.268	5.008	15
4	88	Carey LEWIS / Nick REYNOLDS	Rover 216 GTi	1598	B	15	1:49.192	6.932	6
5	6	Mark HOBBS / Jeremy CLARK	Mazda MX5	1989	B	14	1:50.369	8.109	14
6	98	Alan PRICE	Triumph TR7V8	3947	E	5	1:50.720	8.460	5
7	15	Mark Harris	Porsche 944	2900	D	14	1:51.388	9.128	14
8	61	Paul DOLAN	BMW 323i	2700	D	11	1:52.544	10.284	11
9	12	Glenn MASON / Malcolm McADAM	Mazda MX5	1595	B	14	1:52.738	10.478	14
10	17	Mark RUSSELL / Ray INGMAN	Jaguar XJS	6000	E	10	1:54.394	12.134	4
11	78	Nick GWINNUTT / Lawrence COPPOCK	Jaguar XJ6	3990	E	14	1:56.274	14.014	7
12	29	Roger HAYES	Toyota Supra Turbo	2954	E	15	1:56.388	14.128	12
13	23	Steve FURNESS	MG MGF	1800	C	15	1:56.609	14.349	12
14	39	Jon JEFFERY	Davrian Mk8	1147	A	13	1:56.921	14.661	12
15	81	Neil ICETON / Mark HAZELDON	Pugeot 205	1580	B	10	1:57.083	14.823	3
16	94	Richard PERKS	Porsche 944	3000	D	15	1:57.322	15.062	10
17	22	Robert HOLLYMAN	Porsche 944	3000	D	12	1:57.349	15.089	12
18	41	Mark HUMPHRIES	Triumph TR7	2000	C	14	1:57.496	15.236	12
19	35	Steve JAY / Richard MURTHA	Porsche 944 Turbo	3479	E	14	2:01.530	19.270	11
20	36	Robert ALMAN	Toyota MR2	1997	C	3	2:05.284	23.024	3
21	44	Daniel RYAN / Cliff RYAN	Ford Escort Mexico	1600	C	8	2:06.046	23.786	6

Announcements

Car No's 81 & 61 - No working transponders - Please fix before racing.

Driver Peter Briers - Excluded - Yellow flag infringement.

Clerk of the Course - Sig.

Time

Orbits 4

Chief Timekeeper - Ian Sharp (SMART)

www.amb-it.com

Track

Weather

www.mylaps.com

Results on smart-timing.co.uk & mylaps.com

Licensed to: SMART

CSCC Zircotec Future Classics


Cadwell Park 2.173 Miles

Qualifying 12A

07/09/2008 10:00

Practice started at 10:07:48

Lap	Lap Tm	Diff	Time of Day	Lap	Lap Tm	Diff	Time of Day	Lap	Lap Tm	Diff	Time of Day
<u>(10) Joss RONCHETTI / Philip SEAMAN</u>				<u>(6) Mark HOBBS / Jeremy CLARK</u>				<u>(17) Mark RUSSELL / Ray INGMAN</u>			
1	2:00.365	+18.105	10:10:50.781	9	1:55.534	+6.342	10:28:11.541	1	2:22.116	+29.378	10:10:41.060
2	2:15.870	+33.610	10:13:06.651	10	1:53.981	+4.789	10:30:05.522	2	2:08.633	+15.895	10:12:49.693
3	1:57.768	+15.508	10:15:04.419	11	1:52.679	+3.487	10:31:58.201	3	2:04.774	+12.036	10:14:54.467
4	1:44.885	+2.625	10:16:49.304	12	1:51.298	+2.106	10:33:49.499	4	2:02.950	+10.212	10:16:57.417
5	1:42.260		10:18:31.564	13	1:52.674	+3.482	10:35:42.173	5	1:59.775	+7.037	10:18:57.192
6	2:45.386	+1:03.126	10:21:16.950	14	1:52.376	+3.184	10:37:34.549	6	3:26.213	+1:33.475	10:22:23.405
7	2:10.870	+28.610	10:23:27.820	15	2:49.180	+59.988	10:40:23.729	7	2:12.145	+19.407	10:24:35.550
8	1:51.405	+9.145	10:25:19.225	<u>(7) Martyn ADAMS / Jon WOLFE</u>				8	2:02.150	+9.412	10:26:37.700
9	1:46.998	+4.738	10:27:06.223	1	2:15.912	+25.543	10:10:50.185	9	1:55.384	+2.646	10:28:33.084
10	1:46.206	+3.946	10:28:52.429	2	2:09.651	+19.282	10:12:59.836	10	1:55.661	+2.923	10:30:28.745
11	1:45.454	+3.194	10:30:37.883	3	2:04.639	+14.270	10:15:04.475	11	1:52.909	+0.171	10:32:21.654
12	1:46.485	+4.225	10:32:24.368	4	2:05.827	+15.458	10:17:10.302	12	1:52.763	+0.025	10:34:14.417
13	1:45.915	+3.655	10:34:10.283	5	3:26.913	+1:36.544	10:20:37.215	13	1:53.720	+0.982	10:36:08.137
14	1:44.089	+1.829	10:35:54.372	6	2:04.655	+14.286	10:22:41.870	14	1:52.738		10:38:00.875
<u>(7) Martyn ADAMS / Jon WOLFE</u>				<u>(98) Alan PRICE</u>				<u>(78) Nick GWINNUTT / Lawrence COPPOCK</u>			
1	2:13.366	+28.255	10:10:43.288	7	2:00.844	+10.475	10:24:42.714	1	2:04.238	+9.844	10:11:02.230
2	1:54.856	+9.745	10:12:38.144	8	1:53.615	+3.246	10:26:36.329	2	2:02.048	+7.654	10:13:04.278
3	1:50.561	+5.450	10:14:28.705	9	1:52.397	+2.028	10:28:28.726	3	1:59.638	+5.244	10:15:03.916
4	1:49.259	+4.148	10:16:17.964	10	1:51.405	+1.036	10:30:20.131	4	1:54.394		10:16:58.310
5	3:27.703	+1:42.592	10:19:45.667	11	1:51.727	+1.358	10:32:11.858	5	4:13.687	+2:19.293	10:21:11.997
6	2:01.201	+16.090	10:21:46.868	12	1:52.088	+1.719	10:34:03.946	6	2:08.672	+14.278	10:23:20.669
7	1:51.131	+6.020	10:23:37.999	13	1:51.173	+0.804	10:35:55.119	7	2:01.775	+7.381	10:25:22.444
8	1:51.218	+6.107	10:25:29.217	14	1:50.369		10:37:45.488	8	2:01.107	+6.713	10:27:23.551
9	1:54.640	+9.529	10:27:23.857	<u>(15) Mark Harris</u>				9	1:57.412	+3.018	10:29:20.963
10	1:47.975	+2.864	10:29:11.832	1	2:18.660	+27.940	10:10:51.168	10	1:58.152	+3.758	10:31:19.115
11	1:46.641	+1.530	10:30:58.473	2	2:07.133	+16.413	10:12:58.301	<u>(29) Roger HAYES</u>			
12	1:45.439	+0.328	10:32:43.912	3	1:52.135	+1.415	10:14:50.436	1	2:14.070	+17.682	10:10:58.349
13	1:45.844	+0.733	10:34:29.756	4	1:51.789	+1.069	10:16:42.225	2	2:08.049	+4.575	10:12:50.785
14	1:45.111		10:36:14.867	5	1:50.720		10:18:32.945	3	1:57.734	+1.460	10:14:48.519
15	1:47.344	+2.233	10:38:02.211	<u>(15) Mark Harris</u>				4	1:56.344	+0.070	10:16:44.863
<u>(30) Nikolas OLSON</u>				<u>(61) Paul DOLAN</u>				<u>(12) Glenn MASON / Malcolm McADAM</u>			
1	2:17.499	+30.231	10:10:43.001	1	2:05.431	+14.043	10:10:59.522	<u>(23) Steve FURNESS</u>			
2	2:08.481	+21.213	10:12:51.482	2	2:04.225	+12.837	10:13:03.747	1	2:05.509	+1.235	10:20:38.707
3	1:58.048	+10.780	10:14:49.530	3	2:05.033	+13.645	10:15:08.780	2	1:56.335	+0.061	10:18:41.198
4	1:55.541	+8.273	10:16:45.071	4	2:00.634	+9.246	10:17:09.414	3	1:56.274		10:22:34.981
5	1:50.337	+3.069	10:18:35.408	5	2:09.289	+17.901	10:19:18.703	4	4:30.900	+2:34.626	10:27:05.881
6	1:51.137	+3.869	10:20:26.545	6	1:52.644	+1.256	10:21:11.347	5	2:14.311	+18.037	10:29:20.192
7	1:51.063	+3.795	10:22:17.608	7	2:21.025	+29.637	10:23:32.372	6	2:02.129	+5.855	10:31:22.321
8	1:48.683	+1.415	10:24:06.291	8	3:03.956	+1:12.568	10:26:36.328	7	2:02.902	+6.628	10:33:25.223
9	1:49.639	+2.371	10:25:55.930	9	2:10.723	+19.335	10:28:47.051	8	2:00.880	+4.606	10:35:26.103
10	1:47.954	+0.686	10:27:43.884	10	1:56.914	+5.526	10:30:43.965	9	2:01.434	+5.160	10:37:27.537
11	1:49.749	+2.481	10:29:33.633	11	1:54.560	+3.172	10:32:38.525	10	2:00.626	+4.352	10:39:28.163
12	1:52.494	+5.226	10:31:26.127	12	1:53.419	+2.031	10:34:31.944	<u>(29) Roger HAYES</u>			
13	1:48.418	+1.150	10:33:14.545	13	1:52.360	+0.972	10:36:24.304	1	2:14.070	+17.682	10:10:58.349
14	1:47.353	+0.085	10:35:01.898	14	1:51.388		10:38:15.692	2	2:08.046	+11.658	10:13:06.395
15	1:47.268		10:36:49.166	<u>(61) Paul DOLAN</u>				3	2:05.010	+8.622	10:15:11.405
16	1:47.452	+0.184	10:38:36.618	1	2:15.243	+22.699	10:11:19.107	4	2:03.304	+6.916	10:17:14.709
<u>(88) Carey LEWIS / Nick REYNOLDS</u>				<u>(12) Glenn MASON / Malcolm McADAM</u>				<u>(23) Steve FURNESS</u>			
1	2:01.814	+12.622	10:10:40.249	2	4:10.630	+2:18.086	10:15:29.737	5	2:09.595	+13.207	10:19:24.304
2	1:52.588	+3.396	10:12:32.837	3	2:00.177	+7.633	10:17:29.914	6	2:03.326	+6.938	10:21:27.630
3	1:50.602	+1.410	10:14:23.439	4	2:02.764	+10.220	10:19:32.678	7	2:00.524	+4.136	10:23:28.154
4	1:51.082	+1.890	10:16:14.521	5	1:59.829	+7.285	10:21:32.507	8	1:59.680	+3.292	10:25:27.834
5	1:54.669	+5.477	10:18:09.190	6	6:01.177	+4:08.633	10:27:33.684	9	2:04.195	+7.807	10:27:32.029
6	1:49.192		10:19:58.382	7	2:06.674	+14.130	10:29:40.358	10	2:01.671	+5.283	10:29:33.700
7	4:18.382	+2:29.190	10:24:16.764	8	1:54.373	+1.829	10:31:34.731	11	2:00.019	+3.631	10:31:33.719
8	1:59.243	+10.051	10:26:16.007	9	1:56.140	+3.596	10:33:30.871	12	1:56.388		10:33:30.107
<u>(88) Carey LEWIS / Nick REYNOLDS</u>				<u>(12) Glenn MASON / Malcolm McADAM</u>				<u>(23) Steve FURNESS</u>			
1	2:01.814	+12.622	10:10:40.249	10	2:10.357	+17.813	10:35:41.228	13	2:06.017	+9.629	10:35:36.124
2	1:52.588	+3.396	10:12:32.837	11	1:52.544		10:37:33.772	14	1:57.170	+0.782	10:37:33.294
3	1:50.602	+1.410	10:14:23.439	<u>(12) Glenn MASON / Malcolm McADAM</u>				15	2:47.481	+51.093	10:40:20.775
4	1:51.082	+1.890	10:16:14.521	<u>(12) Glenn MASON / Malcolm McADAM</u>				<u>(23) Steve FURNESS</u>			
5	1:54.669	+5.477	10:18:09.190	<u>(12) Glenn MASON / Malcolm McADAM</u>				<u>(23) Steve FURNESS</u>			
6	1:49.192		10:19:58.382	<u>(12) Glenn MASON / Malcolm McADAM</u>				<u>(23) Steve FURNESS</u>			
7	4:18.382	+2:29.190	10:24:16.764	<u>(12) Glenn MASON / Malcolm McADAM</u>				<u>(23) Steve FURNESS</u>			
8	1:59.243	+10.051	10:26:16.007	<u>(12) Glenn MASON / Malcolm McADAM</u>				<u>(23) Steve FURNESS</u>			





Lap	Lap Tm	Diff	Time of Day
1	2:20.094	+23.485	10:11:26.205
2	2:04.098	+7.489	10:13:30.303
3	2:00.849	+4.240	10:15:31.152
4	1:59.881	+3.272	10:17:31.033
5	2:00.184	+3.575	10:19:31.217
6	2:00.327	+3.718	10:21:31.544
7	2:01.958	+5.349	10:23:33.502
8	1:59.901	+3.292	10:25:33.403
9	1:59.355	+2.746	10:27:32.758
10	1:57.117	+0.508	10:29:29.875
11	2:00.040	+3.431	10:31:29.915
12	1:56.609		10:33:26.524
13	1:56.869	+0.260	10:35:23.393
14	1:57.359	+0.750	10:37:20.752
15	1:57.472	+0.863	10:39:18.224

(39) Jon JEFFERY

1	2:21.017	+24.096	10:11:29.313
2	2:05.262	+8.341	10:13:34.575
3	2:02.995	+6.074	10:15:37.570
4	1:58.917	+1.996	10:17:36.487
5	1:58.571	+1.650	10:19:35.058
6	1:59.876	+2.955	10:21:34.934
7	1:59.622	+2.701	10:23:34.556
8	2:01.081	+4.160	10:25:35.637
9	1:59.207	+2.286	10:27:34.844
10	1:57.556	+0.635	10:29:32.400
11	1:58.795	+1.874	10:31:31.195
12	1:56.921		10:33:28.116
13	1:58.821	+1.900	10:35:26.937

(81) Neil ICETON / Mark HAZELDON

1	1:59.154	+2.071	10:17:27.079
2	1:57.904	+0.821	10:19:24.983
3	1:57.083		10:21:22.066
4	6:08.617	+4:11.534	10:27:30.683
5	1:57.762	+0.679	10:29:28.445
6	2:01.694	+4.611	10:31:30.139
7	1:59.005	+1.922	10:33:29.144
8	1:59.228	+2.145	10:35:28.372
9	2:03.338	+6.255	10:37:31.710
10	1:57.535	+0.452	10:39:29.245

(94) Richard PERKS

1	2:14.851	+17.529	10:10:56.391
2	2:07.076	+9.754	10:13:03.467
3	2:05.318	+7.996	10:15:08.785
4	2:03.921	+6.599	10:17:12.706
5	2:01.691	+4.369	10:19:14.397
6	2:03.788	+6.466	10:21:18.185
7	2:03.227	+5.905	10:23:21.412
8	2:03.031	+5.709	10:25:24.443
9	2:01.330	+4.008	10:27:25.773
10	1:57.322		10:29:23.095
11	1:59.460	+2.138	10:31:22.555
12	1:59.216	+1.894	10:33:21.771
13	1:57.422	+0.100	10:35:19.193
14	2:11.926	+14.604	10:37:31.119
15	2:45.093	+47.771	10:40:16.212

(22) Robert HOLLYMAN

Lap	Lap Tm	Diff	Time of Day
1	2:16.964	+19.615	10:10:54.553
2	2:08.076	+10.727	10:13:02.629
3	2:04.458	+7.109	10:15:07.087
4	2:04.147	+6.798	10:17:11.234
5	2:04.274	+6.925	10:19:15.508
6	2:03.025	+5.676	10:21:18.533
7	6:55.252	+4:57.903	10:28:13.785
8	1:59.677	+2.328	10:30:13.462
9	1:58.751	+1.402	10:32:12.213
10	2:00.562	+3.213	10:34:12.775
11	1:59.403	+2.054	10:36:12.178
12	1:57.349		10:38:09.527

(41) Mark HUMPHRIES

1	2:18.285	+20.789	10:10:49.893
2	2:11.261	+13.765	10:13:01.154
3	2:05.599	+8.103	10:15:06.753
4	2:06.315	+8.819	10:17:13.068
5	2:06.072	+8.576	10:19:19.140
6	2:01.186	+3.690	10:21:20.326
7	2:03.520	+6.024	10:23:23.846
8	2:01.764	+4.268	10:25:25.610
9	2:02.571	+5.075	10:27:28.181
10	1:58.802	+1.306	10:29:26.983
11	2:01.831	+4.335	10:31:28.814
12	1:57.496		10:33:26.310
13	2:03.847	+6.351	10:35:30.157
14	2:03.616	+6.120	10:37:33.773

(35) Steve JAY / Richard MURTHA

1	2:19.712	+18.182	10:10:48.847
2	2:09.924	+8.394	10:12:58.771
3	2:04.976	+3.446	10:15:03.747
4	2:05.735	+4.205	10:17:09.482
5	2:03.952	+2.422	10:19:13.434
6	3:16.513	+1:14.983	10:22:29.947
7	2:15.748	+14.218	10:24:45.695
8	2:05.448	+3.918	10:26:51.143
9	2:04.270	+2.740	10:28:55.413
10	2:02.837	+1.307	10:30:58.250
11	2:01.530		10:32:59.780
12	2:02.160	+0.630	10:35:01.940
13	2:02.990	+1.460	10:37:04.930
14	2:03.607	+2.077	10:39:08.537

(36) Robert ALMAN

1	2:13.773	+8.489	10:10:59.780
2	2:07.740	+2.456	10:13:07.520
3	2:05.284		10:15:12.804

(44) Daniel RYAN / Cliff RYAN

1	2:13.437	+7.391	10:12:01.667
2	2:07.967	+1.921	10:14:09.634
3	2:06.668	+0.622	10:16:16.302
4	2:08.597	+2.551	10:18:24.899
5	2:06.808	+0.762	10:20:31.707
6	2:06.046		10:22:37.753
7	2:07.242	+1.196	10:24:44.995
8	4:10.799	+2:04.753	10:28:55.794

POLE POSITION

1	1 10 Joss RONCHETTI / Philip SEAMAN 1:42.260
2	3 30 Nikolas OLSON 1:47.268
3	5 6 Mark HOBBS / Jeremy CLARK 1:50.369
4	7 15 Mark Harris 1:51.388
5	9 12 Glenn MASON / Malcolm McADAM 1:52.738
6	11 78 Nick GWINNUTT / Lawrence COPPOCK 1:56.274
7	13 23 Steve FURNESS 1:56.609
8	15 81 Neil ICETON / Mark HAZELDON 1:57.083
9	17 22 Robert HOLLYMAN 1:57.349
10	19 35 Steve JAY / Richard MURTHA 2:01.530

2	7 Martyn ADAMS / Jon WOLFE 1:45.111
4	88 Carey LEWIS / Nick REYNOLDS 1:49.192
6	98 Alan PRICE 1:50.720
8	61 Paul DOLAN 1:52.544
10	17 Mark RUSSELL / Ray INGMAN 1:54.394
12	29 Roger HAYES 1:56.388
14	39 Jon JEFFERY 1:56.921
16	94 Richard PERKS 1:57.322
18	41 Mark HUMPHRIES 1:57.496
20	36 Robert ALMAN 2:05.284

CSCC Zircotec Future Classics

Cadwell Park 2.173 Miles

Race 18

07/09/2008 15:20

Race

11

21

44 Daniel RYAN / Cliff RYAN
2:06.046

Thermex Saloon & Touring Car Series

Cadwell Park 2.173 Miles

Qualifying 14

07/09/2008 10:35

Practice started at 10:48:56

Pos	No.	Name	Make/Model	CC	Clas	Laps	Best Tm	Diff	n Lap	Best Spd	2nd Best
1	11	Roger STANFORD	Ford Lotus Cortina	1600	F	8	1:49.609		4	71.370	1:50.243
2	15	Phil MANSER	Austin Mini Cooper	1293	C	8	1:53.366	3.757	8	69.005	1:53.540
3	46	Peter WOODHEAD	Ford Lotus Cortina	1558	F	7	1:55.600	5.991	5	67.671	1:56.146
4	4	Thomas LAILEY de VILLE	Ford Lotus Cortina	1598F	F	5	1:56.127	6.518	5	67.364	1:57.574
5	1	Andy MESSHAM	Mini Seven	850	E	8	1:57.465	7.856	4	66.597	1:58.313
6	8	Nick JONES	Ford Anglia 105E	1558	C	5	1:58.681	9.072	5	65.915	1:59.898
7	77	Richard SPRIGG	Ford Anglia 105E	1558	C	5	2:01.062	11.453	5	64.618	2:01.071
8	83	Tim DODWELL	Rover Mini Cooper S	1275	G	6	2:02.231	12.622	6	64.000	2:02.519
9	18	Andy JOHNSON	Toyota Corona	1600	G	7	2:05.736	16.127	7	62.216	2:06.565
10	74	Jeremy KNIGHT	Austin A35	1275	D	7	2:08.297	18.688	4	60.974	2:09.680
11	2	Julian CROSSLEY	Morris Mini	1275	C	7	2:08.691	19.082	7	60.787	2:11.790
12	99	Celia STEVENS	Peerless GT	1991	G	7	2:11.397	21.788	5	59.536	2:11.404
13	78	Robert STRUTT	Morris Minor	959	E	6	2:20.620	31.011	5	55.631	2:21.587

Clerk of the Course - Sig.

Time

Orbits 4

Chief Timekeeper - Ian Sharp (SMART)

www.amb-it.com

Track

Weather

www.mylaps.com

Results on smart-timing.co.uk & mylaps.com

Licensed to: SMART

Lap	Lap Tm	Diff	Time of Day
(11) Roger STANFORD			
1	2:02.802	+13.193	10:51:23.563
2	1:51.751	+2.142	10:53:15.314
3	1:50.243	+0.634	10:55:05.557
4	1:49.609		10:56:55.166
5	1:52.014	+2.405	10:58:47.180
6	1:51.327	+1.718	11:00:38.507
7	2:04.447	+14.838	11:02:42.954
8	2:01.236	+11.627	11:04:44.190

Lap	Lap Tm	Diff	Time of Day
(15) Phil MANSER			
1	2:05.332	+11.966	10:51:32.316
2	1:56.509	+3.143	10:53:28.825
3	1:54.414	+1.048	10:55:23.239
4	1:53.540	+0.174	10:57:16.779
5	1:54.893	+1.527	10:59:11.672
6	1:58.519	+5.153	11:01:10.191
7	1:56.005	+2.639	11:03:06.196
8	1:53.366		11:04:59.562

Lap	Lap Tm	Diff	Time of Day
(46) Peter WOODHEAD			
1	2:13.244	+17.644	10:52:04.811
2	1:59.118	+3.518	10:54:03.929
3	2:09.177	+13.577	10:56:13.106
4	1:56.146	+0.546	10:58:09.252
5	1:55.600		11:00:04.852
6	1:57.397	+1.797	11:02:02.249
7	1:57.342	+1.742	11:03:59.591

Lap	Lap Tm	Diff	Time of Day
(4) Thomas LAILEY de VILLE			
1	2:17.548	+21.421	10:51:56.921
2	2:05.491	+9.364	10:54:02.412
3	2:00.005	+3.878	10:56:02.417
4	1:57.574	+1.447	10:57:59.991
5	1:56.127		10:59:56.118

Lap	Lap Tm	Diff	Time of Day
(1) Andy MESSHAM			
1	2:06.011	+8.546	10:51:23.589
2	1:59.825	+2.360	10:53:23.414
3	1:59.701	+2.236	10:55:23.115
4	1:57.465		10:57:20.580
5	1:58.711	+1.246	10:59:19.291
6	1:58.313	+0.848	11:01:17.604
7	1:59.410	+1.945	11:03:17.014
8	1:58.361	+0.896	11:05:15.375

Lap	Lap Tm	Diff	Time of Day
(8) Nick JONES			
1	2:22.720	+24.039	10:51:55.263
2	1:59.898	+1.217	10:53:55.161
3	2:00.348	+1.667	10:55:55.509
4	2:00.531	+1.850	10:57:56.040
5	1:58.681		10:59:54.721

Lap	Lap Tm	Diff	Time of Day
(77) Richard SPRIGG			
1	2:10.638	+9.576	10:51:58.219
2	2:04.872	+3.810	10:54:03.091
3	2:03.351	+2.289	10:56:06.442
4	2:01.071	+0.009	10:58:07.513
5	2:01.062		11:00:08.575

Lap	Lap Tm	Diff	Time of Day
(83) Tim DODWELL			
1	2:18.912	+16.681	10:51:55.630
2	2:04.314	+2.083	10:53:59.944
3	2:03.870	+1.639	10:56:03.814
4	2:02.519	+0.288	10:58:06.333
5	2:11.556	+9.325	11:00:17.889
6	2:02.231		11:02:20.120

Lap	Lap Tm	Diff	Time of Day
(18) Andy JOHNSON			
1	2:11.882	+6.146	10:51:38.827
2	2:08.999	+3.263	10:53:47.826
3	2:07.052	+1.316	10:55:54.878
4	2:06.565	+0.829	10:58:01.443
5	2:06.620	+0.884	11:00:08.063
6	2:08.337	+2.601	11:02:16.400
7	2:05.736		11:04:22.136

Lap	Lap Tm	Diff	Time of Day
(74) Jeremy KNIGHT			
1	2:24.198	+15.901	10:51:56.151
2	2:15.121	+6.824	10:54:11.272
3	2:09.830	+1.533	10:56:21.102
4	2:08.297		10:58:29.399
5	2:09.680	+1.383	11:00:39.079
6	2:09.730	+1.433	11:02:48.809
7	2:09.965	+1.668	11:04:58.774

Lap	Lap Tm	Diff	Time of Day
(2) Julian CROSSLEY			
1	2:22.349	+13.658	10:52:04.797
2	2:20.118	+11.427	10:54:24.915
3	2:16.025	+7.334	10:56:40.940
4	2:15.263	+6.572	10:58:56.203
5	2:13.836	+5.145	11:01:10.039
6	2:11.790	+3.099	11:03:21.829
7	2:08.691		11:05:30.520

Lap	Lap Tm	Diff	Time of Day
(99) Celia STEVENS			
1	2:21.489	+10.092	10:52:00.217
2	2:16.628	+5.231	10:54:16.845
3	2:16.212	+4.815	10:56:33.057
4	2:13.418	+2.021	10:58:46.475
5	2:11.397		11:00:57.872
6	2:14.527	+3.130	11:03:12.399
7	2:11.404	+0.007	11:05:23.803

Lap	Lap Tm	Diff	Time of Day
(78) Robert STRUTT			
1	2:24.445	+3.825	10:52:15.450
2	2:25.957	+5.337	10:54:41.407
3	2:21.587	+0.967	10:57:02.994
4	2:22.500	+1.880	10:59:25.494
5	2:20.620		11:01:46.114
6	2:21.974	+1.354	11:04:08.088

POLE POSITION

1	1 11 Roger STANFORD 1:49.609
2	3 46 Peter WOODHEAD 1:55.600
3	5 1 Andy MESSHAM 1:57.465
4	7 77 Richard SPRIGG 2:01.062
5	9 18 Andy JOHNSON 2:05.736
6	11 2 Julian CROSSLEY 2:08.691
7	13 78 Robert STRUTT 2:20.620
8	15 68 Keith WRIGHT

2 15 Phil MANSER 1:53.366
4 4 Thomas LAILEY de VILLE 1:56.127
6 8 Nick JONES 1:58.681
8 83 Tim DODWELL 2:02.231
10 74 Jeremy KNIGHT 2:08.297
12 99 Celia STEVENS 2:11.397
14 76 Steven SPRIGG

Sports v Saloon Challenge with JEC Powered by Jaguar and RAF Challenge Chesham Park 2.173 Miles

Qualifying 15

07/09/2008 11:00

Practice started at 11:12:55

Pos	No.	Name	Make/Model	CC	Clas	Laps	Best Tm	Diff n Lap	Best Spd	2nd Best
1	17	Ben SHALDERS	Caterham 7	1800	E	9	1:35.295		82.090	1:35.720
2	69	Mark STEWARD	Tiger RS6	2000	B	7	1:39.561	4.266	78.573	1:42.478
3	11	Nick STARKEY	Caterham Superlight	1800	E	6	1:39.771	4.476	78.408	1:40.627
4	2	Peter LAWRNCE	Caterham Superlight	1800	E	9	1:39.851	4.556	78.345	1:40.604
5	36	Ian FLETCHER	Fletcher Hornet	997	R	9	1:39.875	4.580	78.326	1:40.425
6	37	Ian BROWN	Caterham R400	1800	E	8	1:39.977	4.682	78.246	1:42.295
7	93	Andrew O'CONNELL	Caterham R400	1800	E	8	1:40.482	5.187	77.853	1:43.094
8	63	Andy TOONE	Caterham	1800	E	8	1:41.418	6.123	77.134	1:44.264
9	10	Joss RONCHETTI	Sunbeam Talbot Lotus	2580	C	8	1:41.571	6.276	77.018	1:43.759
10	55	Darren BERRIS	Westfield V8	3950	R	8	1:42.331	7.036	76.446	1:43.263
11	14	Paul TURNBULL	Reliant Scimitar GTE	2994	C	6	1:45.687	10.392	74.019	1:47.046
12	90	Peter FRENCH	Caterham R400	1800	E	8	1:46.230	10.935	73.640	1:46.815
13	6	Pete HALLFORD	Chevrolet Camaro	5736	D	8	1:46.370	11.075	73.543	1:47.233
14	99	Mac McCARTHY	Toger Avon	2000	B	7	1:52.929	17.634	69.272	1:53.827
15	46	Gareth NUTLEY	Relian Scimitar SS1	1809	R	7	1:53.703	18.408	68.800	1:53.733
16	7	Ben GOUGH	Reliant Scimitar GTE	2994	C	8	1:53.839	18.544	68.718	1:54.717
17	76	Simon FROWEN	Stewart Turner Locoblade	919	R	7	1:54.510	19.215	68.315	1:55.301
18	58	Simon WING	Peugeot 205 Gti	1903	R	7	1:55.497	20.202	67.732	1:56.588
19	97	Lawrence COPPOCK	Jaguar XJS	6000	D	7	1:55.664	20.369	67.634	1:55.860
20	75	John DAVIES	Triumph Vitesse	2500	R	8	1:55.971	20.676	67.455	1:56.281
21	49	Brian WATSON	Stewart Turner Locoblade	929	R	7	1:56.278	20.983	67.277	1:56.584
22	30	Paul WATERHOUSE	Peugeot 405 Mi16	1994	R	8	1:56.765	21.470	66.996	1:57.858
23	31	Jason LAPPIN	Rover Metro Gti	1800	R	7	1:58.610	23.315	65.954	2:01.405
24	4	David BALL	Jaguar XJS	5300	J	7	1:59.165	23.870	65.647	2:00.581
25	39	John HOLMES	Rover Metro Gti	1600	R	7	2:00.521	25.226	64.908	2:02.205
26	54	Rick WALKER	Jaguar XJ6	4200	J	7	2:01.433	26.138	64.421	2:02.759
27	25	Joey BROWN	Rover Metro GTi	1400	R	7	2:04.685	29.390	62.741	2:04.824
28	3	Brian GEORGE	Jaguar X300	4000	D	4	2:08.358	33.063	60.945	2:10.673

Clerk of the Course - Sig.

Time

Orbits 4

Chief Timekeeper - Ian Sharp (SMART)

www.amb-it.com

Track

Weather

www.mylaps.com

Results on smart-timing.co.uk & mylaps.com

Licensed to: SMART

BRSCC/CSCC Classic & Jaguar Race Meeting


Sports v Saloon Challenge with JEC Powered by Jaguar and RAF Challenge

Chapel Park 2.173 Miles

Qualifying 15

07/09/2008 11:00

Practice started at 11:12:55



Lap	Lap Tm	Diff	Time of Day
(17) Ben SHALDERS			
1	1:44.518	+9.223	11:15:21.365
2	1:39.186	+3.891	11:17:00.551
3	1:35.720	+0.425	11:18:36.271
4	1:40.859	+5.564	11:20:17.130
5	1:38.337	+3.042	11:21:55.467
6	1:36.825	+1.530	11:23:32.292
7	1:35.295		11:25:07.587
8	1:36.672	+1.377	11:26:44.259
9	1:48.739	+13.444	11:28:32.998

(69) Mark STEWARD			
1	1:46.160	+6.599	11:15:50.763
2	1:45.483	+5.922	11:17:36.246
3	1:45.295	+5.734	11:19:21.541
4	1:39.561		11:21:01.102
5	1:45.150	+5.589	11:22:46.252
6	1:42.478	+2.917	11:24:28.730
7	1:45.529	+5.968	11:26:14.259

(11) Nick STARKEY			
1	1:50.661	+10.890	11:16:12.131
2	1:46.690	+6.919	11:17:58.821
3	1:43.661	+3.890	11:19:42.482
4	1:40.627	+0.856	11:21:23.109
5	1:39.771		11:23:02.880
6	1:44.281	+4.510	11:24:47.161

(2) Peter LAWRNCE			
1	1:48.971	+9.120	11:15:25.609
2	1:43.314	+3.463	11:17:08.923
3	1:47.238	+7.387	11:18:56.161
4	1:41.811	+1.960	11:20:37.972
5	1:45.632	+5.781	11:22:23.604
6	1:43.472	+3.621	11:24:07.076
7	1:41.976	+2.125	11:25:49.052
8	1:40.604	+0.753	11:27:29.656
9	1:39.851		11:29:09.507

(36) Ian FLETCHER			
1	1:49.455	+9.580	11:15:05.900
2	1:42.245	+2.370	11:16:48.145
3	1:46.462	+6.587	11:18:34.607
4	1:44.896	+5.021	11:20:19.503
5	1:41.185	+1.310	11:22:00.688
6	1:50.581	+10.706	11:23:51.269
7	1:42.896	+3.021	11:25:34.165
8	1:40.425	+0.550	11:27:14.590
9	1:39.875		11:28:54.465

(37) Ian BROWN			
1	1:46.244	+6.267	11:15:51.372
2	1:45.023	+5.046	11:17:36.395
3	1:45.433	+5.456	11:19:21.828
4	1:39.977		11:21:01.805
5	1:45.246	+5.269	11:22:47.051
6	1:42.295	+2.318	11:24:29.346
7	1:45.131	+5.154	11:26:14.477
8	1:42.385	+2.408	11:27:56.862

(93) Andrew O'CONNELL			
1	1:53.200	+12.718	11:15:47.373
2	1:48.674	+8.192	11:17:36.047
3	1:46.371	+5.889	11:19:22.418
4	1:40.482		11:21:02.900
5	1:44.967	+4.485	11:22:47.867
6	1:43.094	+2.612	11:24:30.961
7	1:45.411	+4.929	11:26:16.372
8	1:45.867	+5.385	11:28:02.239

(63) Andy TOONE			
1	1:53.979	+12.561	11:15:44.118
2	1:49.622	+8.204	11:17:33.740
3	1:49.549	+8.131	11:19:23.289
4	1:41.418		11:21:04.707
5	1:44.642	+3.224	11:22:49.349
6	1:44.264	+2.846	11:24:33.613
7	1:44.286	+2.868	11:26:17.899
8	1:49.289	+7.871	11:28:07.188

(10) Joss RONCHETTI			
1	1:47.157	+5.586	11:15:52.937
2	1:43.759	+2.188	11:17:36.696
3	1:47.012	+5.441	11:19:23.708
4	1:41.571		11:21:05.279
5	1:48.273	+6.702	11:22:53.552
6	1:47.277	+5.706	11:24:40.829
7	1:44.902	+3.331	11:26:25.731
8	1:45.630	+4.059	11:28:11.361

(55) Darren BERRIS			
1	1:53.564	+11.233	11:15:47.408
2	1:49.185	+6.854	11:17:36.593
3	1:47.801	+5.470	11:19:24.394
4	1:42.331		11:21:06.725
5	1:47.507	+5.176	11:22:54.232
6	1:47.434	+5.103	11:24:41.666
7	1:43.268	+0.937	11:26:24.934
8	1:43.263	+0.932	11:28:08.197

(14) Paul TURNBULL			
1	1:54.947	+9.260	11:15:20.505
2	1:48.526	+2.839	11:17:09.031
3	1:48.929	+3.242	11:18:57.960
4	1:47.046	+1.359	11:20:45.006
5	1:51.359	+5.672	11:22:36.365
6	1:45.687		11:24:22.052

(90) Peter FRENCH			
1	1:50.809	+4.579	11:15:21.845
2	1:46.230		11:17:08.075
3	1:49.159	+2.929	11:18:57.234
4	1:46.815	+0.585	11:20:44.049
5	1:48.025	+1.795	11:22:32.074
6	1:47.030	+0.800	11:24:19.104
7	1:48.949	+2.719	11:26:08.053
8	1:50.293	+4.063	11:27:58.346

(6) Pete HALLFORD			
1	1:50.542	+4.172	11:15:18.936
2	1:46.370		11:17:05.306

Lap	Lap Tm	Diff	Time of Day
3	1:50.903	+4.533	11:18:56.209
4	1:47.233	+0.863	11:20:43.442
5	2:12.225	+25.855	11:22:55.667
6	1:50.705	+4.335	11:24:46.372
7	1:47.562	+1.192	11:26:33.934
8	1:48.137	+1.767	11:28:22.071

(99) Mac McCARTHY			
1	2:08.513	+15.584	11:16:23.379
2	2:05.367	+12.438	11:18:28.746
3	1:58.331	+5.402	11:20:27.077
4	1:52.929		11:22:20.006
5	1:53.827	+0.898	11:24:13.833
6	1:59.126	+6.197	11:26:12.959
7	1:55.096	+2.167	11:28:08.055

(46) Gareth NUTLEY			
1	2:11.686	+17.983	11:16:32.415
2	1:58.640	+4.937	11:18:31.055
3	1:57.696	+3.993	11:20:28.751
4	1:54.737	+1.034	11:22:23.488
5	1:53.733	+0.030	11:24:17.221
6	1:53.703		11:26:10.924
7	1:54.036	+0.333	11:28:04.960

(7) Ben GOUGH			
1	2:05.567	+11.728	11:15:36.979
2	1:59.038	+5.199	11:17:36.017
3	1:56.838	+2.999	11:19:32.855
4	1:56.878	+3.039	11:21:29.733
5	1:55.071	+1.232	11:23:24.804
6	1:55.628	+1.789	11:25:20.432
7	1:54.717	+0.878	11:27:15.149
8	1:53.839		11:29:08.988

(76) Simon FROWEN			
1	2:08.005	+13.495	11:16:02.418
2	1:59.487	+4.977	11:18:01.905
3	1:57.485	+2.975	11:19:59.390
4	1:59.022	+4.512	11:21:58.412
5	1:58.895	+4.385	11:23:57.307
6	1:55.301	+0.791	11:25:52.608
7	1:54.510		11:27:47.118

(58) Simon WING			
1	2:05.326	+9.829	11:16:07.616
2	2:04.666	+9.169	11:18:12.282
3	1:57.995	+2.498	11:20:10.277
4	2:01.153	+5.656	11:22:11.430
5	1:56.588	+1.091	11:24:08.018
6	1:55.497		11:26:03.515
7	1:56.913	+1.416	11:28:00.428

(97) Lawrence COPPOCK			
1	2:04.796	+9.132	11:16:03.996
2	2:01.345	+5.681	11:18:05.341
3	1:55.860	+0.196	11:20:01.201
4	1:55.664		11:21:56.865
5	1:57.049	+1.385	11:23:53.914
6	1:55.911	+0.247	11:25:49.825
7	1:56.140	+0.476	11:27:45.965

Clerk of the Course - Sig. Time

Chief Timekeeper - Ian Sharp (SMART)

Track Weather

Results on smart-timing.co.uk & mylaps.com

Printed: 08/09/2008 14:22:18

Orbits 4

www.amb-it.com

www.mylaps.com

Licensed to: SMART

BRSCC/CSCC Classic & Jaguar Race Meeting

Sports v Saloon Challenge with JEC Powered by Jaguar and RAF Challenge Chichester Park 2.173 Miles

Qualifying 15

07/09/2008 11:00

Practice started at 11:12:55



Lap	Lap Tm	Diff	Time of Day
(75) John DAVIES			
1	2:12.978	+17.007	11:15:36.348
2	2:07.494	+11.523	11:17:43.842
3	2:01.480	+5.509	11:19:45.322
4	1:56.635	+0.664	11:21:41.957
5	1:55.971		11:23:37.928
6	1:59.299	+3.328	11:25:37.227
7	1:56.281	+0.310	11:27:33.508
8	1:56.444	+0.473	11:29:29.952
(49) Brian WATSON			
1	2:04.968	+8.690	11:16:23.325
2	2:01.929	+5.651	11:18:25.254
3	2:00.723	+4.445	11:20:25.977
4	1:56.278		11:22:22.255
5	1:56.584	+0.306	11:24:18.839
6	1:57.978	+1.700	11:26:16.817
7	1:58.312	+2.034	11:28:15.129
(30) Paul WATERHOUSE			
1	2:04.073	+7.308	11:15:41.361
2	2:02.266	+5.501	11:17:43.627
3	1:59.446	+2.681	11:19:43.073
4	1:58.100	+1.335	11:21:41.173
5	1:58.630	+1.865	11:23:39.803
6	1:57.858	+1.093	11:25:37.661
7	1:57.873	+1.108	11:27:35.534
8	1:56.765		11:29:32.299
(31) Jason LAPPIN			
1	2:10.022	+11.412	11:16:28.194
2	2:06.957	+8.347	11:18:35.151
3	2:02.349	+3.739	11:20:37.500
4	2:01.405	+2.795	11:22:38.905
5	2:03.963	+5.353	11:24:42.868
6	2:03.019	+4.409	11:26:45.887
7	1:58.610		11:28:44.497
(4) David BALL			
1	2:05.819	+6.654	11:15:48.654
2	2:06.320	+7.155	11:17:54.974
3	2:01.135	+1.970	11:19:56.109
4	1:59.165		11:21:55.274
5	2:01.532	+2.367	11:23:56.806
6	2:01.537	+2.372	11:25:58.343
7	2:00.581	+1.416	11:27:58.924
(39) John HOLMES			
1	2:11.757	+11.236	11:16:02.493
2	2:08.758	+8.237	11:18:11.251
3	2:02.205	+1.684	11:20:13.456
4	2:00.521		11:22:13.977
5	2:04.879	+4.358	11:24:18.856
6	2:05.859	+5.338	11:26:24.715
7	2:05.823	+5.302	11:28:30.538
(54) Rick WALKER			
1	2:10.350	+8.917	11:16:03.490
2	2:21.280	+19.847	11:18:24.770
3	2:08.660	+7.227	11:20:33.430

Lap	Lap Tm	Diff	Time of Day
4	2:03.192	+1.759	11:22:36.622
5	2:05.906	+4.473	11:24:42.528
6	2:02.759	+1.326	11:26:45.287
7	2:01.433		11:28:46.720
(25) Joey BROWN			
1	2:09.522	+4.837	11:15:54.245
2	2:07.451	+2.766	11:18:01.696
3	2:04.824	+0.139	11:20:06.520
4	2:04.685		11:22:11.205
5	2:05.606	+0.921	11:24:16.811
6	2:05.734	+1.049	11:26:22.545
7	2:05.054	+0.369	11:28:27.599
(3) Brian GEORGE			
1	2:11.784	+3.426	11:16:18.112
2	2:10.673	+2.315	11:18:28.785
3	2:08.358		11:20:37.143
4	2:15.085	+6.727	11:22:52.228

Lap	Lap Tm	Diff	Time of Day
-----	--------	------	-------------

Clerk of the Course - Sig. Time
 Chief Timekeeper - Ian Sharp (SMART)
 Track Weather
 Results on smart-timing.co.uk & mylaps.com
 Printed: 08/09/2008 14:22:18

Orbits 4
 www.amb-it.com
 www.mylaps.com
 Licensed to: SMART
 Page 2/2

POLE POSITION

1

1

17 Ben SHALDERS
1:35.295

2

69 Mark STEWARD
1:39.561

2

3

11 Nick STARKEY
1:39.771

4

2 Peter LAWRNCE
1:39.851

3

5

36 Ian FLETCHER
1:39.875

6

37 Ian BROWN
1:39.977

4

7

93 Andrew O'CONNELL
1:40.482

8

63 Andy TOONE
1:41.418

5

9

10 Joss RONCHETTI
1:41.571

10

55 Darren BERRIS
1:42.331

6

11

14 Paul TURNBULL
1:45.687

12

90 Peter FRENCH
1:46.230

7

13

6 Pete HALLFORD
1:46.370

14

99 Mac McCARTHY
1:52.929

8

15

46 Gareth NUTLEY
1:53.703

16

7 Ben GOUGH
1:53.839

9

17

76 Simon FROWEN
1:54.510

18

58 Simon WING
1:55.497

10

19

97 Lawrence COPPOCK
1:55.664

20

75 John DAVIES
1:55.971

11	21 49 Brian WATSON 1:56.278
12	23 31 Jason LAPPIN 1:58.610
13	25 39 John HOLMES 2:00.521
14	27 25 Joey BROWN 2:04.685

22 30 Paul WATERHOUSE 1:56.765
24 4 David BALL 1:59.165
26 54 Rick WALKER 2:01.433
28 3 Brian GEORGE 2:08.358

Lamboss Software MR2 & Ma5da Racing

Cadwell Park 2.173 Miles

Race 10 - First Race

07/09/2008 11:30

Race (15:00 Time) started at 11:39:39

Pos	No.	Name	Make/Model	CC	Class	Laps	Total Tm	Diff	Best Tm	Best Spd
1	3	Tom ROGHE	Maxda MX5	1600	MX!	6	11:01.455		1:48.534	72.077
2	1	Jonathan GREENSMITH	Mazda MX5	1600	MX!	6	11:08.085	6.630	1:49.415	71.497
3	32	Charles PLUMLEY	Mazda MX5	1600	MX!	6	11:15.595	14.140	1:50.307	70.918
4	56	Chris ROWLINSON	Mazda MX5	1600	MX!	6	11:18.851	17.396	1:50.869	70.559
5	6	Alyn ROBSON	Mazda MX5	1600	MX!	6	11:19.469	18.014	1:51.121	70.399
6	25	Chris LONGMORE	Mazda MX5	1600	MX!	6	11:21.279	19.824	1:51.636	70.074
7	8	Carl POWELL	Mazda MX5	1600	MX!	6	11:21.405	19.950	1:51.736	70.011
8	2	Jenny GARRETT	Mazda MX5	1600	MX!	6	11:22.103	20.648	1:50.815	70.593
9	99	Jonathan BLAKE	Mazda MX5	1600	MX!	6	11:23.203	21.748	1:51.505	70.156
10	55	Martin STEVENSON	Mazda MX5	1600	MX!	6	11:25.324	23.869	1:51.793	69.976
11	80	Sam HILL	Mazda MX5	1600	MX!	6	11:30.220	28.765	1:50.882	70.551
12	88	Simon McALPINE	Mazda MX5	1600	MX!	6	11:31.340	29.885	1:51.219	70.337
13	13	Sam MAHER-LOUGHNAN	Toyota MR2	1600	MR:	6	11:34.030	32.575	1:51.722	70.020
14	72	Andrew CLARKSON	Mazda MX5	1600	MX!	6	11:47.358	45.903	1:53.085	69.176
15	17	Gareth NEWTON	Toyota MR2	1600	MR:	6	11:50.556	49.101	1:53.994	68.625
16	37	Jason JESSE	Toyota MR2	1600	MR:	6	11:52.525	51.070	1:53.963	68.643
17	51	Adam LOCKWOOD	Toyota MR2	1600	MR:	6	11:52.825	51.370	1:54.085	68.570
18	12	Serge SMITH	Mazda MX5	1600	MX!	6	11:54.127	52.672	1:54.844	68.117
19	26	Aaron PULLAN	Toyota MR2	1600	MR:	6	12:03.030	1:01.575	1:57.002	66.860
20	9	Nick READ	Toyota MR2	1600	MR:	6	12:08.271	1:06.816	1:57.693	66.468
21	16	Paul BARKER	Toyota MR2	1600	MR:	6	12:11.312	1:09.857	1:56.829	66.959
22	77	Kevin MIDDLETON	Mazda MX5	1600	MX!	6	12:13.253	1:11.798	1:56.174	67.337
23	28	Nick WINTER	Toyota MR2	1600	MR:	6	12:18.973	1:17.518	1:59.440	65.496
24	57	John TYERS	Tpypta MR2	1600	MR:	6	12:19.358	1:17.903	1:58.844	65.824
Not classified (80% = 4 Laps)										
DNF	23	Sarah WHERRY	Toyota MR2	1600	MR:	5	9:49.112	DNF	1:53.635	68.841
DNF	35	Rob JEFFERIE	Toyota MR2	1800	MR:	5	9:49.913	DNF	1:53.597	68.864
DNF	22	Ross STONER	Toyota MR2	1600	MR:		5.461	DNF		-
DNS	48	Alex GASSMAN	Toyota MR2	1800	MR:			DNS		-

Margin of Victory	Avg. Speed	Best Lap Tm	Best Spd	Best Lap by
6.630	70.960	1:48.534	72.077	3 - Tom ROGHE

Clerk of the Course - Sig.	Time	Orbits 4
Chief Timekeeper - Ian Sharp (SMART)		www.amb-it.com
Track	Weather	www.mylaps.com
Results on smart-timing.co.uk & mylaps.com		Licensed to: SMART

Lap	Lap Tm	Diff	Time of Day
(3) Tom ROGHE			
1	1:55.068	+6.534	11:41:36.387
2	1:48.871	+0.337	11:43:25.258
3	1:48.534		11:45:13.792
4	1:48.837	+0.303	11:47:02.629
5	1:48.700	+0.166	11:48:51.329
6	1:49.467	+0.933	11:50:40.796
(1) Jonathan GREENSMITH			
1	1:55.789	+6.374	11:41:37.439
2	1:49.415		11:43:26.854
3	1:50.542	+1.127	11:45:17.396
4	1:50.179	+0.764	11:47:07.575
5	1:49.698	+0.283	11:48:57.273
6	1:50.153	+0.738	11:50:47.426
(32) Charles PLUMLEY			
1	1:55.714	+5.407	11:41:38.722
2	1:50.307		11:43:29.029
3	1:50.772	+0.465	11:45:19.801
4	1:51.022	+0.715	11:47:10.823
5	1:51.927	+1.620	11:49:02.750
6	1:52.186	+1.879	11:50:54.936
(56) Chris ROWLINSON			
1	1:57.200	+6.331	11:41:40.305
2	1:51.001	+0.132	11:43:31.306
3	1:51.960	+1.091	11:45:23.266
4	1:51.875	+1.006	11:47:15.141
5	1:52.182	+1.313	11:49:07.323
6	1:50.869		11:50:58.192
(6) Alyn ROBSON			
1	1:56.882	+5.761	11:41:41.195
2	1:51.709	+0.588	11:43:32.904
3	1:51.587	+0.466	11:45:24.491
4	1:51.621	+0.500	11:47:16.112
5	1:51.577	+0.456	11:49:07.689
6	1:51.121		11:50:58.810
(25) Chris LONGMORE			
1	1:57.407	+5.771	11:41:39.818
2	1:52.062	+0.426	11:43:31.880
3	1:52.023	+0.387	11:45:23.903
4	1:53.074	+1.438	11:47:16.977
5	1:51.636		11:49:08.613
6	1:52.007	+0.371	11:51:00.620
(8) Carl POWELL			
1	1:57.405	+5.669	11:41:40.968
2	1:52.042	+0.306	11:43:33.010
3	1:52.112	+0.376	11:45:25.122
4	1:51.997	+0.261	11:47:17.119
5	1:51.891	+0.155	11:49:09.010
6	1:51.736		11:51:00.746
(2) Jenny GARRETT			
1	1:59.520	+8.705	11:41:43.609
2	1:52.003	+1.188	11:43:35.612
3	1:51.815	+1.000	11:45:27.427

Lap	Lap Tm	Diff	Time of Day
4	1:51.206	+0.391	11:47:18.633
5	1:51.996	+1.181	11:49:10.629
6	1:50.815		11:51:01.444
(99) Jonathan BLAKE			
1	1:57.592	+6.087	11:41:41.786
2	1:51.804	+0.299	11:43:33.590
3	1:52.039	+0.534	11:45:25.629
4	1:52.169	+0.664	11:47:17.798
5	1:53.241	+1.736	11:49:11.039
6	1:51.505		11:51:02.544
(55) Martin STEVENSON			
1	1:59.042	+7.249	11:41:42.563
2	1:52.489	+0.696	11:43:35.052
3	1:53.314	+1.521	11:45:28.366
4	1:52.425	+0.632	11:47:20.791
5	1:51.793		11:49:12.584
6	1:52.081	+0.288	11:51:04.665
(80) Sam HILL			
1	2:07.091	+16.209	11:41:49.348
2	1:54.999	+4.117	11:43:44.347
3	1:51.722	+0.840	11:45:36.069
4	1:50.882		11:47:26.951
5	1:51.622	+0.740	11:49:18.573
6	1:50.988	+0.106	11:51:09.561
(88) Simon McALPINE			
1	2:01.540	+10.321	11:41:45.995
2	1:56.799	+5.580	11:43:42.794
3	1:52.000	+0.781	11:45:34.794
4	1:51.443	+0.224	11:47:26.237
5	1:53.225	+2.006	11:49:19.462
6	1:51.219		11:51:10.681
(13) Sam MAHER-LOUGHNAN			
1	2:01.938	+10.216	11:41:47.721
2	1:55.726	+4.004	11:43:43.447
3	1:51.722		11:45:35.169
4	1:53.236	+1.514	11:47:28.405
5	1:52.244	+0.522	11:49:20.649
6	1:52.722	+1.000	11:51:13.371
(72) Andrew CLARKSON			
1	2:09.934	+16.849	11:41:55.097
2	1:54.312	+1.227	11:43:49.409
3	1:53.085		11:45:42.494
4	1:53.765	+0.680	11:47:36.259
5	1:55.281	+2.196	11:49:31.540
6	1:55.159	+2.074	11:51:26.699
(17) Gareth NEWTON			
1	2:04.541	+10.547	11:41:51.000
2	1:57.722	+3.728	11:43:48.722
3	1:54.370	+0.376	11:45:43.092
4	1:53.994		11:47:37.086
5	1:55.329	+1.335	11:49:32.415
6	1:57.482	+3.488	11:51:29.897
(37) Jason JESSE			

Lap	Lap Tm	Diff	Time of Day
1	2:04.462	+10.499	11:41:50.297
2	1:56.958	+2.995	11:43:47.255
3	1:53.963		11:45:41.218
4	1:55.754	+1.791	11:47:36.972
5	1:55.388	+1.425	11:49:32.360
6	1:59.506	+5.543	11:51:31.866
(51) Adam LOCKWOOD			
1	2:01.756	+7.671	11:41:47.260
2	1:58.394	+4.309	11:43:45.654
3	1:54.085		11:45:39.739
4	1:54.240	+0.155	11:47:33.979
5	1:57.129	+3.044	11:49:31.108
6	2:01.058	+6.973	11:51:32.166
(12) Serge SMITH			
1	2:05.385	+10.541	11:41:53.247
2	1:57.776	+2.932	11:43:51.023
3	1:55.919	+1.075	11:45:46.942
4	1:54.909	+0.065	11:47:41.851
5	1:54.844		11:49:36.695
6	1:56.773	+1.929	11:51:33.468
(26) Aaron PULLAN			
1	2:05.167	+8.165	11:41:52.606
2	1:59.156	+2.154	11:43:51.762
3	1:57.158	+0.156	11:45:48.920
4	1:57.002		11:47:45.922
5	1:57.900	+0.898	11:49:43.822
6	1:58.549	+1.547	11:51:42.371
(9) Nick READ			
1	2:06.664	+8.971	11:41:54.388
2	1:59.610	+1.917	11:43:53.998
3	1:57.895	+0.202	11:45:51.893
4	1:57.693		11:47:49.586
5	1:58.640	+0.947	11:49:48.226
6	1:59.386	+1.693	11:51:47.612
(16) Paul BARKER			
1	2:05.123	+8.294	11:41:51.804
2	1:58.753	+1.924	11:43:50.557
3	1:58.135	+1.306	11:45:48.692
4	1:56.829		11:47:45.521
5	2:07.313	+10.484	11:49:52.834
6	1:57.819	+0.990	11:51:50.653
(77) Kevin MIDDLETON			
1	2:00.184	+4.010	11:41:45.405
2	2:15.296	+19.122	11:44:00.701
3	1:57.501	+1.327	11:45:58.202
4	2:01.295	+5.121	11:47:59.497
5	1:56.923	+0.749	11:49:56.420
6	1:56.174		11:51:52.594
(28) Nick WINTER			
1	2:06.442	+7.002	11:41:55.005
2	2:01.253	+1.813	11:43:56.258
3	2:01.044	+1.604	11:45:57.302
4	2:01.933	+2.493	11:47:59.235
5	1:59.639	+0.199	11:49:58.874

Clerk of the Course - Sig.

Time

Orbits 4

Chief Timekeeper - Ian Sharp (SMART)

www.amb-it.com


Track

Weather

www.mylaps.com

Results on smart-timing.co.uk & mylaps.com

Licensed to: SMART



Lap	Lap Tm	Diff	Time of Day
6	1:59.440		11:51:58.314
(57) John TYERS			
1	2:08.281	+9.437	11:41:56.424
2	2:00.419	+1.575	11:43:56.843
3	2:01.038	+2.194	11:45:57.881
4	2:02.506	+3.662	11:48:00.387
5	1:58.844		11:49:59.231
6	1:59.468	+0.624	11:51:58.699
(23) Sarah WHERRY			
1	2:04.107	+10.472	11:41:50.126
2	1:56.008	+2.373	11:43:46.134
3	1:54.211	+0.576	11:45:40.345
4	1:53.635		11:47:33.980
5	1:54.473	+0.838	11:49:28.453
(35) Rob JEFFERIE			
1	2:04.536	+10.939	11:41:50.655
2	1:57.394	+3.797	11:43:48.049
3	1:53.597		11:45:41.646
4	1:53.985	+0.388	11:47:35.631
5	1:53.623	+0.026	11:49:29.254

Lap Lap Tm Diff Time of Day

Lap Lap Tm Diff Time of Day

Lamboss Software MR2 & Ma5da Racing

Cadwell Park 2.173 Miles

Race 10 - First Race

07/09/2008 11:30

Race (15:00 Time) started at 11:39:39

Competitors	Laps						
	0	1	2	3	4	5	6
Tom ROGHE (3)	1	3	3	3	3	3	3
Jonathan GREENSMITH (1)	2	1	1	1	1	1	1
Sam HILL (80)	3	80	32	32	32	32	32
Chris LONGMORE (25)	4	25	25	56	56	56	56
Charles PLUMLEY (32)	5	32	56	25	25	6	6
Chris ROWLINSON (56)	6	56	8	6	6	25	25
Martin STEVENSON (55)	7	55	6	8	8	8	8
Carl POWELL (8)	8	8	99	99	99	99	2
Jenny GARRETT (2)	9	2	55	55	2	2	99
Jonathan BLAKE (99)	10	99	2	2	55	55	55
Alyn ROBSON (6)	11	6	77	88	88	88	80
Simon McALPINE (88)	12	88	88	13	13	80	88
Ross STONER (22)	13	22	51	80	80	13	13
Andrew CLARKSON (72)	14	72	13	51	51	23	72
Kevin MIDDLETON (77)	15	77	80	23	23	23	35
Adam LOCKWOOD (51)	16	51	23	37	37	35	51
Sam MAHER-LOUGHNAN (13)	17	13	37	35	35	72	72
Jason JESSE (37)	18	37	35	17	72	37	37
Sarah WHERRY (23)	19	23	17	72	17	17	17
Rob JEFFERIE (35)	20	35	16	16	12	12	12
Gareth NEWTON (17)	21	17	26	12	16	16	26
Paul BARKER (16)	22	16	12	26	26	26	9
Aaron PULLAN (26)	23	26	9	9	9	9	16
Nick READ (9)	24	9	28	28	28	28	77
Serge SMITH (12)	25	12	72	57	57	77	28
John TYERS (57)	26	57	57	77	77	57	57
Nick WINTER (28)	27	28					
-	28						

Clerk of the Course - Sig.

Time

Orbits 4

Chief Timekeeper - Ian Sharp (SMART)

www.amb-it.com

Track

Weather

www.mylaps.com

Results on smart-timing.co.uk & mylaps.com

Licensed to: SMART

Jaguar Classic Parts Saloon Championship

Cadwell Park 2.173 Miles

Race 11 - Second Race - AMENDED RESULT

07/09/2008 11:50

Race (15:00 and 1 Laps) started at 12:53:16

Pos	No.	Name	Make/Model	CC	Class	Laps	Total Tm	Diff	Best Tm	Best Spd
1	48	Mike CANN	Jaguar XJ40	4000	D	3	5:44.194		1:52.169	69.741
2	32	Richard DORLIN	Jaguar XJ6	4200	B	3	5:44.716	0.522	1:51.715	70.025
3	10	Peter DORLIN	Jaguar Mk2	3800	D	3	5:50.845	6.651	1:53.203	69.104
4	57	David BYE	Jaguar XJ6	4200	B	3	5:51.192	6.998	1:52.992	69.233
5	1	Chris BOON	Jaguar XJR	4000	B	3	5:53.339	9.145	1:52.826	69.335
6	18	Nick GWINNUTT	Jaguar XJ6 X300	3990	E	3	5:57.299	13.105	1:55.297	67.849
7	54	Rick WALKER	jaguar XJ6	4200	B	3	5:57.626	13.432	1:55.351	67.817
8	62	Tm MORRANT	Jaguar XJ6	4200	B	3	5:57.974	13.780	1:52.687	69.421
9	65	Simon LEWIS	Jaguar XJ6	4200	B	3	6:01.155	16.961	1:53.301	69.044
10	36	Colin McKAY	Jaguar Mk2	4200	A	3	6:04.162	19.968	1:57.933	66.333
11	26	Neil TAYLOR	Jaguar S Type	3000	E	3	6:04.449	20.255	1:57.938	66.330
12	37	Ken ANGELL	Jaguar XJ40	4000	A	3	6:06.178	21.984	1:54.984	68.034
13	7	Trevor BAINES	Jaguar X Type	3000	E	3	6:08.110	23.916	1:55.940	67.473
14	79	John SLATER	Jaguar XJ40	3982	B	3	6:10.207	26.013	1:57.838	66.386
15	72	Guy CONNEW	Jaguar XJ6	4200	A	3	6:18.287	34.093	2:00.549	64.893
16	35	Philip WOODS	Jaguar XJ40	4000	A	3	6:25.181	40.987	1:58.914	65.785
17	3	Brian GEORGE	Jaguar XJ6 X300	4000	E	3	6:33.268	49.074	2:06.933	61.629
18	61	Duncan ROSS	jaguar XJ40	3600	A	3	6:33.788	49.594	2:06.850	61.670
19	12	Andrew JEFFREY	Jaguar Lister XJ	4000	D	3	6:54.187	1:09.993	2:13.664	58.526
Not classified (80% = 2 Laps)										
DNF	46	Dean SEWELL	Jaguar XJ6	4200	A	3	6:05.890	DNF	1:58.192	66.187
DNF	91	Patrick DOYLE	Jaguar XJ6	4200	A	3	6:21.979	DNF	2:02.651	63.781

Announcements

Red Flag - Lap 4 - Result declared at 3 laps.

AMENDED RESULT - Car No's 46 & 91 - Not classified - Not running at time of Red Flag.

Margin of Victory	Avg. Speed	Best Lap Tm	Best Spd	Best Lap by
0.522	68.184	1:51.715	70.025	32 - Richard DORLIN

Clerk of the Course - Sig.	Time	Orbits 4
Chief Timekeeper - Ian Sharp (SMART)		www.amb-it.com
Track	Weather	www.mylaps.com
Results on smart-timing.co.uk & mylaps.com		Licensed to: SMART

Lap	Lap Tm	Diff	Time of Day
(48) Mike CANN			
1	1:56.984	+4.815	12:55:16.352
2	1:52.635	+0.466	12:57:08.987
3	1:52.169		12:59:01.156
(32) Richard DORLIN			
1	1:57.270	+5.555	12:55:17.265
2	1:52.698	+0.983	12:57:09.963
3	1:51.715		12:59:01.678
(10) Peter DORLIN			
1	1:58.343	+5.140	12:55:18.756
2	1:53.203		12:57:11.959
3	1:55.848	+2.645	12:59:07.807
(57) David BYE			
1	1:59.056	+6.064	12:55:19.548
2	1:52.992		12:57:12.540
3	1:55.614	+2.622	12:59:08.154
(1) Chris BOON			
1	1:58.729	+5.903	12:55:18.533
2	1:52.826		12:57:11.359
3	1:58.942	+6.116	12:59:10.301
(18) Nick GWINNUTT			
1	1:59.155	+3.858	12:55:20.429
2	1:55.297		12:57:15.726
3	1:58.535	+3.238	12:59:14.261
(54) Rick WALKER			
1	2:00.190	+4.839	12:55:21.498
2	1:55.351		12:57:16.849
3	1:57.739	+2.388	12:59:14.588
(62) Tm MORRANT			
1	1:57.444	+4.757	12:55:16.845
2	1:52.687		12:57:09.532
3	2:05.404	+12.717	12:59:14.936
(65) Simon LEWIS			
1	2:03.998	+10.697	12:55:28.034
2	1:56.782	+3.481	12:57:24.816
3	1:53.301		12:59:18.117
(36) Colin MckAY			
1	2:02.310	+4.377	12:55:24.444
2	1:57.933		12:57:22.377
3	1:58.747	+0.814	12:59:21.124
(26) Neil TAYLOR			
1	2:03.011	+5.073	12:55:24.828
2	1:57.938		12:57:22.766
3	1:58.645	+0.707	12:59:21.411
(37) Ken ANGELL			
1	2:04.405	+9.421	12:55:28.664
2	1:59.492	+4.508	12:57:28.156
3	1:54.984		12:59:23.140

Lap	Lap Tm	Diff	Time of Day
(7) Trevor BAINES			
1	2:06.244	+10.304	12:55:28.050
2	2:01.082	+5.142	12:57:29.132
3	1:55.940		12:59:25.072
(79) John SLATER			
1	2:06.202	+8.364	12:55:29.323
2	2:00.008	+2.170	12:57:29.331
3	1:57.838		12:59:27.169
(72) Guy CONNEW			
1	2:09.832	+9.283	12:55:33.417
2	2:01.283	+0.734	12:57:34.700
3	2:00.549		12:59:35.249
(35) Philip WOODS			
1	2:04.896	+5.982	12:55:27.377
2	2:15.852	+16.938	12:57:43.229
3	1:58.914		12:59:42.143
(3) Brian GEORGE			
1	2:12.039	+5.106	12:55:35.851
2	2:06.933		12:57:42.784
3	2:07.446	+0.513	12:59:50.230
(61) Duncan ROSS			
1	2:12.425	+5.575	12:55:36.735
2	2:06.850		12:57:43.585
3	2:07.165	+0.315	12:59:50.750
(12) Andrew JEFFREY			
1	2:17.028	+3.364	12:55:42.180
2	2:13.664		12:57:55.844
3	2:15.305	+1.641	13:00:11.149
(46) Dean SEWELL			
1	2:03.899	+5.707	12:55:26.421
2	1:58.239	+0.047	12:57:24.660
3	1:58.192		12:59:22.852
(91) Patrick DOYLE			
1	2:09.276	+6.625	12:55:32.543
2	2:02.651		12:57:35.194
3	2:03.747	+1.096	12:59:38.941

Lap	Lap Tm	Diff	Time of Day
-----	--------	------	-------------

Jaguar Classic Parts Saloon Championship

Cadwell Park 2.173 Miles

Race 11 - Second Race - AMENDED RESULT

07/09/2008 11:50

Race (15:00 and 1 Laps) started at 12:53:16

Competitors	Laps				
	0	1	2	3	
Mike CANN (48)	1	48	48	48	48
Tm MORRANT (62)	2	62	62	62	32
Chris BOON (1)	3	1	32	32	10
Richard DORLIN (32)	4	32	1	1	57
Peter DORLIN (10)	5	10	10	10	1
David BYE (57)	6	57	57	57	18
Nick GWINNUTT (18)	7	18	18	18	54
Rick WALKER (54)	8	54	54	54	62
Trevor BAINES (7)	9	7	36	36	65
Neil TAYLOR (26)	10	26	26	26	36
Colin McKAY (36)	11	36	46	46	26
Philip WOODS (35)	12	35	35	65	46
Dean SEWELL (46)	13	46	65	37	37
John SLATER (79)	14	79	7	7	7
Patrick DOYLE (91)	15	91	37	79	79
Guy CONNEW (72)	16	72	79	72	72
Brian GEORGE (3)	17	3	91	91	91
Simon LEWIS (65)	18	65	72	3	35
Ken ANGELL (37)	19	37	3	35	3
Duncan ROSS (61)	20	61	61	61	61
Andrew JEFFREY (12)	21	12	12	12	12

Clerk of the Course - Sig.

Time

Orbits 4

Chief Timekeeper - Ian Sharp (SMART)

www.amb-it.com

Track

Weather

www.mylaps.com

Results on smart-timing.co.uk & mylaps.com

Licensed to: SMART

Mono Championship (1600, 1200[F] & 1200[S])

Cadwell Park 2.173 Miles

Race 12 - Second Race - Re-start

07/09/2008 12:15

Race started at 13:45:00

Pos	No.	Name	Make/Model	CC	Class	Laps	Total Tm	Diff	Best Tm	Best Spd
1	23	Kat IMPEY	Jedi Mk6	600	B	2	3:00.254		1:26.742	90.185
2	37	Ben ANDERSON	Jedi Mk6	1000	B	2	3:02.651	2.397	1:27.746	89.153
3	1	David TILSON	Jedi Mk6	1000	B	2	3:04.227	3.973	1:28.296	88.597
4	6	Stuart DIGBY	Jedi Mk6	1000	B	2	3:10.585	10.331	1:31.530	85.467
5	16	Stephen BROOKS	Speads RM03	1100	A	2	3:12.152	11.898	1:32.308	84.747
6	77	Geoff FERN	Van Diemen RF89	1600	C	2	3:21.523	21.269	1:36.943	80.695
7	2	Peter WHITMORE	Van Diemen	996	A	2	3:25.015	24.761	1:37.787	79.998
8	21	Geoff JONES	Speads RM02	1000	B	2	3:26.390	26.136	1:33.323	83.825
9	15	Len TURNER	Jedi Mk6	998	B	2	3:30.945	30.691	1:40.142	78.117
10	58	Ewan SERGISON	Phoenix 002	1600	C	2	3:31.696	31.442	1:39.988	78.237
11	53	Tony DAVIES	Van Diemen	1994	C	2	3:32.584	32.330	1:42.629	76.224
12	78	James CHAPMAN	Jamun M97	1600	C	2	3:45.525	45.271	1:46.756	73.277
13	24	Neil BROWN	Jedi Mk4	600	A	2	3:52.991	52.737	1:51.028	70.458
14	26	Chris VINALL	JKS DR08	1000	A	2	4:01.616	1:01.362	1:34.359	82.905
15	67	Sara FOGG	Agent DR1	1600	C	2	4:05.763	1:05.509	1:57.459	66.600
16	60	Brian JONES	Formula Renault	1721	C	2	4:14.046	1:13.792	1:59.542	65.440
Not classified (80% = 1 Laps)										
DNF	11	Steve CAVE	JKS RM07	1000	B	2	3:05.102	DNF	1:28.379	88.514
DNF	27	Ake BORNEBUSCH	Jedi Mk6	998	A	2	3:16.506	DNF	1:34.261	82.991
DNS	66	David PARKINSON	Raynard FF83	1600	C			DNS		-
DNS	75	Dave BRADY	Van Diemen RF88	1600	C			DNS		-
DNS	55	Tony COTTON	Van Diemen	1600	C			DNS		-

Announcements

Red Flag - Lap 3 - Race re-started over 3 laps.

New Track Record (1:26.742) for Monoposto 12F by Kat IMPEY.

Red Flag - Lap 3 - Result declared at 2 laps.

Car No's 11 & 27 - Not classified - Not running at time of Red Flag.

Margin of Victory	Avg. Speed	Best Lap Tm	Best Spd	Best Lap by
2.397	86.798	1:26.742	90.185	23 - Kat IMPEY

Clerk of the Course - Sig.	Time	Orbits 4
Chief Timekeeper - Ian Sharp (SMART)		www.amb-it.com
Track	Weather	www.mylaps.com
Results on smart-timing.co.uk & mylaps.com		Licensed to: SMART

BRSCC/CSCC Classic & Jaguar Race Meeting


Mono Championship (1600, 1200[F] & 1200[S])

Cadwell Park 2.173 Miles

Race 12 - Second Race - Re-start

07/09/2008 12:15

Race started at 13:45:00



Lap	Lap Tm	Diff	Time of Day
(23) Kat IMPEY			
1	1:31.444	+4.702	13:46:33.551
2	1:26.742		13:48:00.293
(37) Ben ANDERSON			
1	1:32.264	+4.518	13:46:34.944
2	1:27.746		13:48:02.690
(1) David TILSON			
1	1:32.208	+3.912	13:46:35.970
2	1:28.296		13:48:04.266
(6) Stuart DIGBY			
1	1:34.272	+2.742	13:46:39.094
2	1:31.530		13:48:10.624
(16) Stephen BROOKS			
1	1:34.880	+2.572	13:46:39.883
2	1:32.308		13:48:12.191
(77) Geoff FERN			
1	1:38.258	+1.315	13:46:44.619
2	1:36.943		13:48:21.562
(2) Peter WHITMORE			
1	1:41.385	+3.598	13:46:47.267
2	1:37.787		13:48:25.054
(21) Geoff JONES			
1	1:33.323		13:48:26.429
(15) Len TURNER			
1	1:44.043	+3.901	13:46:50.842
2	1:40.142		13:48:30.984
(58) Ewan SERGISON			
1	1:44.099	+4.111	13:46:51.747
2	1:39.988		13:48:31.735
(53) Tony DAVIES			
1	1:43.669	+1.040	13:46:49.994
2	1:42.629		13:48:32.623
(78) James CHAPMAN			
1	1:50.793	+4.037	13:46:58.808
2	1:46.756		13:48:45.564
(24) Neil BROWN			
1	1:54.147	+3.119	13:47:02.002
2	1:51.028		13:48:53.030
(26) Chris VINALL			
1	1:34.359		13:49:01.655
(67) Sara FOGG			
1	1:57.459		13:47:06.446
2	1:59.356	+1.897	13:49:05.802
(60) Brian JONES			
1	2:04.042	+4.500	13:47:14.543

Lap	Lap Tm	Diff	Time of Day
2	1:59.542		13:49:14.085
(11) Steve CAVE			
1	1:32.993	+4.614	13:46:36.762
2	1:28.379		13:48:05.141
(27) Ake BORNEBUSCH			
1	1:37.171	+2.910	13:46:42.284
2	1:34.261		13:48:16.545

Lap	Lap Tm	Diff	Time of Day
-----	--------	------	-------------

Clerk of the Course - Sig.

Time

Orbits 4

Chief Timekeeper - Ian Sharp (SMART)

www.amb-it.com

Track

Weather

www.mylaps.com

Results on smart-timing.co.uk & mylaps.com

Licensed to: SMART

Mono Championship (1600, 1200[F] & 1200[S])

Cadwell Park 2.173 Miles

Race 12 - Second Race - Re-start

07/09/2008 12:15

Race started at 13:45:00

Competitors	Laps		
	0	1	2
Kat IMPEY (23)	1	<u>23</u>	<u>23</u> <u>23</u>
Ben ANDERSON (37)	2	<u>37</u>	<u>37</u> <u>37</u>
David TILSON (1)	3	<u>1</u>	<u>1</u> <u>1</u>
Steve CAVE (11)	4	<u>11</u>	<u>11</u> <u>11</u>
Stuart DIGBY (6)	5	<u>6</u>	<u>6</u> <u>6</u>
Stephen BROOKS (16)	6	<u>16</u>	<u>16</u> <u>16</u>
Ake BORNEBUSCH (27)	7	<u>27</u>	<u>27</u> <u>27</u>
Peter WHITMORE (2)	8	<u>2</u>	<u>77</u> <u>77</u>
Tony DAVIES (53)	9	<u>53</u>	<u>2</u> <u>2</u>
Geoff FERN (77)	10	<u>77</u>	<u>53</u> <u>15</u>
Len TURNER (15)	11	<u>15</u>	<u>15</u> <u>58</u>
Ewan SERGISON (58)	12	<u>58</u>	<u>58</u> <u>53</u>
Neil BROWN (24)	13	<u>24</u>	<u>78</u> <u>78</u>
James CHAPMAN (78)	14	<u>78</u>	<u>24</u> <u>24</u>
Sara FOGG (67)	15	<u>67</u>	<u>67</u> <u>67</u>
Brian JONES (60)	16	<u>60</u>	<u>60</u> <u>60</u>
Geoff JONES (21)	17	<u>21</u>	<u>21</u>
Chris VINALL (26)	18	<u>26</u>	<u>26</u>
-	19		
-	20		
-	21		

Clerk of the Course - Sig.

Time

Orbits 4

Chief Timekeeper - Ian Sharp (SMART)

www.amb-it.com

Track

Weather

www.mylaps.com

Results on smart-timing.co.uk & mylaps.com

Licensed to: SMART

Toyo Tyres XJS Championship

Cadwell Park 2.173 Miles

Race 12 A - Second Race - Re-start

07/09/2008 12:35

Race started at 14:16:33

Pos	No.	Name	Make/Model	CC	Class C	Laps	Total Tm	Diff	Best Tm	Best Spd
1	23	Stewart LYDDALL	Jaguar XJS	5300	G	5	9:28.872		1:51.868	69.929
2	7	Mark RUSSELL	Jaguar XJS	6000	G	5	9:29.291	0.419	1:51.605	70.094
3	9	Chris PALMER	Jaguar XJS	4000	E	5	9:30.265	1.393	1:51.843	69.944
4	74	Alax HARRISON	Jaguar XJS	4000	E	5	9:34.176	5.304	1:52.208	69.717
5	63	Lawrence BALL	Jaguar XJS	4000	E	5	9:38.993	10.121	1:52.710	69.406
6	37	Ray HILL	Jaguar XJS	4000	E	5	9:50.149	21.277	1:53.618	68.852
7	97	Lawrence COPPOCK	Jaguar XJS	3960	D	5	9:50.464	21.592	1:55.038	68.002
8	42	Roger CHARLES	Jaguar XJS	4000	D	5	9:57.886	29.014	1:56.766	66.996
9	31	Ian DRAGE	Jaguar XJS	3600	D	5	9:58.265	29.393	1:56.707	67.029
10	48	Greame REYNOLDS	Jaguar XJS	4000	E	5	10:41.579	1:12.707	2:05.198	62.483
11	47	Paul REYNOLDS	Jaguar XJS	6000	F	5	10:44.372	1:15.500	2:03.201	63.496
12	10	Richard CROSSLEY	Jaguar XJS	3590	D	5	10:48.904	1:20.032	2:06.472	61.854
Not classified (80% = 4 Laps)										
DNF	73	Paul MERRETT	Jaguar XJS	4000	E	2	4:09.270	DNF	1:57.952	66.322
DNF	25	Matthew SKELTON	Jaguar XJS	2590	D	1	2:03.604	DNF	1:59.364	65.537
DNS	5	Andrew HARRISON	Jaguar XJS	4000	D			DNS		-
DNS	2	Gary HASTINGS	Jaguar XJS	4000	D			DNS		-
DNS	12	Michael JOBSON	Jaguar XJS	5300	F			DNS		-

Announcements

Red Flag - Lap 2 - Race re-started over 5 laps.

Margin of Victory	Avg. Speed	Best Lap Tm	Best Spd	Best Lap by
0.419	68.757	1:51.605	70.094	7 - Mark RUSSELL

Clerk of the Course - Sig.	Time	Orbits 4
Chief Timekeeper - Ian Sharp (SMART)		www.amb-it.com
Track	Weather	www.mylaps.com
Results on smart-timing.co.uk & mylaps.com		Licensed to: SMART

Toyo Tyres XJS Championship

Cadwell Park 2.173 Miles

Race 12 A - Second Race - Re-start

07/09/2008 12:35

Race started at 14:16:33

Lap	Lap Tm	Diff	Time of Day
(23) Stewart LYDDALL			
1	1:56.454	+4.586	14:18:32.401
2	1:51.868		14:20:24.269
3	1:52.804	+0.936	14:22:17.073
4	1:52.239	+0.371	14:24:09.312
5	1:53.050	+1.182	14:26:02.362
(7) Mark RUSSELL			
1	1:56.213	+4.608	14:18:33.163
2	1:51.605		14:20:24.768
3	1:52.845	+1.240	14:22:17.613
4	1:52.068	+0.463	14:24:09.681
5	1:53.100	+1.495	14:26:02.781
(9) Chris PALMER			
1	1:56.930	+5.087	14:18:34.012
2	1:51.843		14:20:25.855
3	1:52.495	+0.652	14:22:18.350
4	1:52.388	+0.545	14:24:10.738
5	1:53.017	+1.174	14:26:03.755
(74) Alax HARRISON			
1	1:57.363	+5.155	14:18:35.495
2	1:52.208		14:20:27.703
3	1:53.068	+0.860	14:22:20.771
4	1:52.946	+0.738	14:24:13.717
5	1:53.949	+1.741	14:26:07.666
(63) Lawrence BALL			
1	1:59.049	+6.339	14:18:36.441
2	1:52.710		14:20:29.151
3	1:54.454	+1.744	14:22:23.605
4	1:54.348	+1.638	14:24:17.953
5	1:54.530	+1.820	14:26:12.483
(37) Ray HILL			
1	2:00.190	+6.572	14:18:38.569
2	1:53.618		14:20:32.187
3	1:55.460	+1.842	14:22:27.647
4	1:58.462	+4.844	14:24:26.109
5	1:57.530	+3.912	14:26:23.639
(97) Lawrence COPPOCK			
1	2:00.955	+5.917	14:18:41.320
2	1:56.309	+1.271	14:20:37.629
3	1:55.038		14:22:32.667
4	1:55.977	+0.939	14:24:28.644
5	1:55.310	+0.272	14:26:23.954
(42) Roger CHARLES			
1	2:01.831	+5.065	14:18:40.695
2	1:58.694	+1.928	14:20:39.389
3	1:56.766		14:22:36.155
4	1:56.991	+0.225	14:24:33.146
5	1:58.230	+1.464	14:26:31.376
(31) Ian DRAGE			
1	2:00.697	+3.990	14:18:39.317
2	2:00.459	+3.752	14:20:39.776
3	1:56.707		14:22:36.483

Lap	Lap Tm	Diff	Time of Day
4	1:57.114	+0.407	14:24:33.597
5	1:58.158	+1.451	14:26:31.755
(48) Greame REYNOLDS			
1	2:08.174	+2.976	14:18:48.733
2	2:08.039	+2.841	14:20:56.772
3	2:06.605	+1.407	14:23:03.377
4	2:05.198		14:25:08.575
5	2:06.494	+1.296	14:27:15.069
(47) Paul REYNOLDS			
1	2:13.419	+10.218	14:18:52.886
2	2:09.024	+5.823	14:21:01.910
3	2:06.351	+3.150	14:23:08.261
4	2:06.400	+3.199	14:25:14.661
5	2:03.201		14:27:17.862
(10) Richard CROSSLEY			
1	2:12.463	+5.991	14:18:52.114
2	2:08.746	+2.274	14:21:00.860
3	2:06.472		14:23:07.332
4	2:06.898	+0.426	14:25:14.230
5	2:08.164	+1.692	14:27:22.394
(73) Paul MERRETT			
1	1:57.952		14:18:37.108
2	2:05.652	+7.700	14:20:42.760
(25) Matthew SKELTON			
1	1:59.364		14:18:37.094

Lap	Lap Tm	Diff	Time of Day
-----	--------	------	-------------

Clerk of the Course - Sig.

Time

Orbits 4

Chief Timekeeper - Ian Sharp (SMART)

www.amb-it.com

Track

Weather

www.mylaps.com

Results on smart-timing.co.uk & mylaps.com

Licensed to: SMART

Toyo Tyres XJS Championship

Cadwell Park 2.173 Miles

Race 12 A - Second Race - Re-start

07/09/2008 12:35

Race started at 14:16:33

Competitors	Laps					
	0	1	2	3	4	5
Stewart LYDDALL (23)	1	23	23	23	23	23
Mark RUSSELL (7)	2	7	7	7	7	7
Chris PALMER (9)	3	9	9	9	9	9
Lawrence BALL (63)	4	63	74	74	74	74
Matthew SKELTON (25)	5	25	63	63	63	63
Alax HARRISON (74)	6	74	25	37	37	37
Ray HILL (37)	7	37	73	97	97	97
Ian DRAGE (31)	8	31	37	42	42	42
Roger CHARLES (42)	9	42	31	31	31	31
Paul MERRETT (73)	10	73	42	73	48	48
Paul REYNOLDS (47)	11	47	97	48	10	47
Richard CROSSLEY (10)	12	10	48	10	47	10
Lawrence COPPOCK (97)	13	97	10	47		
Greame REYNOLDS (48)	14	48	47			
-	15					
-	16					
-	17					

Clerk of the Course - Sig.

Time

Orbits 4

Chief Timekeeper - Ian Sharp (SMART)

www.amb-it.com

Track

Weather

www.mylaps.com

Results on smart-timing.co.uk & mylaps.com

Licensed to: SMART

Mono Championship (1800, 2000, Classic 2000)

Cadwell Park 2.173 Miles

Race 14 - Second Race

07/09/2008 13:45

Race (15:00 Time) started at 14:39:08

Pos	No.	Name	Make/Model	CC	Class C	Laps	Total Tm	Diff	Best Tm	Best Spd
1	2	Jeremy TIMMS	Dallara F397	2000	M20	10	15:07.859		1:27.145	89.768
2	10	Neil GREGORY	Mygale Novis	2000	M20	10	15:45.889	38.030	1:32.543	84.532
3	47	Barry SMITH	Van Diemen FX02	2000	M20	10	15:57.125	49.266	1:32.955	84.157
4	18	Richard BASTOW	Mygale SJ00	2000	M20	10	15:57.695	49.836	1:32.886	84.219
5	29	Richard PURCELL	Vauxhall Lotus	2000	MC	10	16:11.436	1:03.577	1:33.099	84.027
6	5	Russ GILES	Reynard FVL	2000	MC	10	16:19.419	1:11.560	1:33.972	83.246
7	23	Richard SNUGGS	Ralt RT30	2000	MC	10	16:19.771	1:11.912	1:34.703	82.604
8	85	Peter BRAGG	Mygale SJ00	1800	M18	10	16:33.500	1:25.641	1:37.146	80.526
9	34	Graham READ	Dallara F395	2000	M20	10	16:34.316	1:26.457	1:35.337	82.054
10	35	Nick RUDD	Reynard FYL	2000	MC	9	15:13.259	1 Lap	1:38.716	79.246
11	16	Mark SMITH	Tatuus RC07	1998	MC	9	15:19.697	1 Lap	1:37.771	80.011
12	28	Lenny COLEMAN	Lotus Vauxhall	2000	MC	9	15:24.629	1 Lap	1:40.191	78.079
13	63	Rupert READER	Van Diemen	1800	M18	9	15:42.348	1 Lap	1:40.965	77.480
14	93	Bill JANSON	Jamun 97M	1800	M18	9	15:45.017	1 Lap	1:41.327	77.204
15	64	Jim TIMMS	Van Diemen	1800	M18	9	15:45.614	1 Lap	1:41.259	77.255
16	9	Douglas McLAY	MygaleSJ04	1800	M18	9	15:46.276	1 Lap	1:41.260	77.255
17	17	Graham PROBYN	Reynard 863	2000	MC	9	15:51.525	1 Lap	1:40.796	77.610
Not classified (80% = 8 Laps)										
DNF	74	Patrick HUSTON	Swift SC97Z	1800	M18	8	14:04.522	DNF	1:41.004	77.450
DNF	59	Jock SERGISON	Swift SC98Z	1998	M18	8	14:05.547	DNF	1:40.895	77.534
DNS	13	Julian CUTLER	Reynard 903	2000	MC			DNS		-
DNS	41	Tristan CLIFFE	Reynard 883	2000	MC			DNS		-
DNS	7	Geoff FERN	Dallara 301	2000	M20			DNS		-

Announcements

New Track Record (1:27.145) for Monoposto 2000 by Jeremy TIMMS.

Margin of Victory	Avg. Speed	Best Lap Tm	Best Spd	Best Lap by
38.030	86.168	1:27.145	89.768	2 - Jeremy TIMMS

Clerk of the Course - Sig.	Time	Orbits 4
Chief Timekeeper - Ian Sharp (SMART)		www.amb-it.com
Track	Weather	www.mylaps.com
Results on smart-timing.co.uk & mylaps.com		Licensed to: SMART

BRSCC/CSCC Classic & Jaguar Race Meeting

Mono Championship (1800, 2000, Classic 2000)

Cadwell Park 2.173 Miles

Race 14 - Second Race

07/09/2008 13:45

Race (15:00 Time) started at 14:39:08

Lap	Lap Tm	Diff	Time of Day
(2) Jeremy TIMMS			
1	1:34.920	+7.775	14:40:45.607
2	1:29.995	+2.850	14:42:15.602
3	1:28.656	+1.511	14:43:44.258
4	1:28.800	+1.655	14:45:13.058
5	1:30.408	+3.263	14:46:43.466
6	1:27.145		14:48:10.611
7	1:33.521	+6.376	14:49:44.132
8	1:29.054	+1.909	14:51:13.186
9	1:31.110	+3.965	14:52:44.296
10	1:31.639	+4.494	14:54:15.935

Lap	Lap Tm	Diff	Time of Day
(10) Neil GREGORY			
1	1:36.814	+4.271	14:40:47.697
2	1:32.970	+0.427	14:42:20.667
3	1:34.098	+1.555	14:43:54.765
4	1:33.407	+0.864	14:45:28.172
5	1:32.543		14:47:00.715
6	1:32.919	+0.376	14:48:33.634
7	1:33.733	+1.190	14:50:07.367
8	1:34.593	+2.050	14:51:41.960
9	1:34.984	+2.441	14:53:16.944
10	1:37.021	+4.478	14:54:53.965

Lap	Lap Tm	Diff	Time of Day
(47) Barry SMITH			
1	1:37.414	+4.459	14:40:49.803
2	1:34.834	+1.879	14:42:24.637
3	1:33.192	+0.237	14:43:57.829
4	1:33.479	+0.524	14:45:31.308
5	1:32.955		14:47:04.263
6	1:41.775	+8.820	14:48:46.038
7	1:34.878	+1.923	14:50:20.916
8	1:34.834	+1.879	14:51:55.750
9	1:33.901	+0.946	14:53:29.651
10	1:35.550	+2.595	14:55:05.201

Lap	Lap Tm	Diff	Time of Day
(18) Richard BASTOW			
1	1:39.639	+6.753	14:40:51.393
2	1:37.257	+4.371	14:42:28.650
3	1:36.564	+3.678	14:44:05.214
4	1:35.905	+3.019	14:45:41.119
5	1:34.466	+1.580	14:47:15.585
6	1:33.288	+0.402	14:48:48.873
7	1:32.886		14:50:21.759
8	1:34.337	+1.451	14:51:56.096
9	1:34.543	+1.657	14:53:30.639
10	1:35.132	+2.246	14:55:05.771

Lap	Lap Tm	Diff	Time of Day
(29) Richard PURCELL			
1	1:38.155	+5.056	14:40:52.193
2	1:34.311	+1.212	14:42:26.504
3	1:33.099		14:43:59.603
4	1:34.195	+1.096	14:45:33.798
5	1:45.562	+12.463	14:47:19.360
6	1:36.126	+3.027	14:48:55.486
7	1:35.767	+2.668	14:50:31.253
8	1:35.059	+1.960	14:52:06.312
9	1:35.291	+2.192	14:53:41.603
10	1:37.909	+4.810	14:55:19.512

Lap	Lap Tm	Diff	Time of Day
(5) Russ GILES			
1	1:45.091	+11.119	14:41:01.356
2	1:39.360	+5.388	14:42:40.716
3	1:40.856	+6.884	14:44:21.572
4	1:36.999	+3.027	14:45:58.571
5	1:35.394	+1.422	14:47:33.965
6	1:34.734	+0.762	14:49:08.699
7	1:33.972		14:50:42.671
8	1:34.479	+0.507	14:52:17.150
9	1:34.104	+0.132	14:53:51.254
10	1:36.241	+2.269	14:55:27.495

Lap	Lap Tm	Diff	Time of Day
(23) Richard SNUGGS			
1	1:42.779	+8.076	14:40:54.933
2	1:39.146	+4.443	14:42:34.079
3	1:38.413	+3.710	14:44:12.492
4	1:37.946	+3.243	14:45:50.438
5	1:38.710	+4.007	14:47:29.148
6	1:38.165	+3.462	14:49:07.313
7	1:34.774	+0.071	14:50:42.087
8	1:34.703		14:52:16.790
9	1:34.905	+0.202	14:53:51.695
10	1:36.152	+1.449	14:55:27.847

Lap	Lap Tm	Diff	Time of Day
(85) Peter BRAGG			
1	1:42.445	+5.299	14:40:56.650
2	1:40.336	+3.190	14:42:36.986
3	1:39.210	+2.064	14:44:16.196
4	1:38.405	+1.259	14:45:54.601
5	1:39.302	+2.156	14:47:33.903
6	1:38.171	+1.025	14:49:12.074
7	1:37.751	+0.605	14:50:49.825
8	1:37.190	+0.044	14:52:27.015
9	1:37.146		14:54:04.161
10	1:37.415	+0.269	14:55:41.576

Lap	Lap Tm	Diff	Time of Day
(34) Graham READ			
1	1:46.797	+11.460	14:41:00.120
2	1:40.329	+4.992	14:42:40.449
3	1:41.822	+6.485	14:44:22.271
4	1:38.036	+2.699	14:46:00.307
5	1:37.505	+2.168	14:47:37.812
6	1:38.041	+2.704	14:49:15.853
7	1:36.444	+1.107	14:50:52.297
8	1:35.337		14:52:27.634
9	1:36.711	+1.374	14:54:04.345
10	1:38.047	+2.710	14:55:42.392

Lap	Lap Tm	Diff	Time of Day
(35) Nick RUDD			
1	1:47.211	+8.495	14:41:00.824
2	1:41.532	+2.816	14:42:42.356
3	1:41.214	+2.498	14:44:23.570
4	1:39.970	+1.254	14:46:03.540
5	1:40.238	+1.522	14:47:43.778
6	1:38.716		14:49:22.494
7	1:39.423	+0.707	14:51:01.917
8	1:38.860	+0.144	14:52:40.777
9	1:40.558	+1.842	14:54:21.335

Lap	Lap Tm	Diff	Time of Day
(16) Mark SMITH			
1	1:46.035	+8.264	14:41:01.342

Lap	Lap Tm	Diff	Time of Day
2	1:40.209	+2.438	14:42:41.551
3	1:41.258	+3.487	14:44:22.809
4	1:39.107	+1.336	14:46:01.916
5	1:37.771		14:47:39.687
6	1:40.457	+2.686	14:49:20.144
7	1:41.149	+3.378	14:51:01.293
8	1:42.913	+5.142	14:52:44.206
9	1:43.567	+5.796	14:54:27.773

Lap	Lap Tm	Diff	Time of Day
(28) Lenny COLEMAN			
1	1:47.288	+7.097	14:40:59.702
2	1:40.301	+0.110	14:42:40.003
3	1:41.442	+1.251	14:44:21.445
4	1:45.478	+5.287	14:46:06.923
5	1:42.272	+2.081	14:47:49.195
6	1:41.501	+1.310	14:49:30.696
7	1:40.191		14:51:10.887
8	1:41.030	+0.839	14:52:51.917
9	1:40.788	+0.597	14:54:32.705

Lap	Lap Tm	Diff	Time of Day
(63) Rupert READER			
1	1:50.123	+9.158	14:41:06.338
2	1:45.364	+4.399	14:42:51.702
3	1:44.753	+3.788	14:44:36.455
4	1:41.137	+0.172	14:46:17.592
5	1:43.571	+2.606	14:48:01.163
6	1:42.835	+1.870	14:49:43.998
7	1:42.839	+1.874	14:51:26.837
8	1:42.622	+1.657	14:53:09.459
9	1:40.965		14:54:50.424

Lap	Lap Tm	Diff	Time of Day
(93) Bill JANSON			
1	1:49.346	+8.019	14:41:05.339
2	1:45.367	+4.040	14:42:50.706
3	1:44.903	+3.576	14:44:35.609
4	1:44.032	+2.705	14:46:19.641
5	1:43.169	+1.842	14:48:02.810
6	1:44.536	+3.209	14:49:47.346
7	1:42.162	+0.835	14:51:29.508
8	1:41.327		14:53:10.835
9	1:42.258	+0.931	14:54:53.093

Lap	Lap Tm	Diff	Time of Day
(64) Jim TIMMS			
1	1:51.199	+9.940	14:41:05.941
2	1:45.307	+4.048	14:42:51.248
3	1:45.103	+3.844	14:44:36.351
4	1:43.938	+2.679	14:46:20.289
5	1:43.393	+2.134	14:48:03.682
6	1:43.968	+2.709	14:49:47.650
7	1:42.770	+1.511	14:51:30.420
8	1:41.259		14:53:11.679
9	1:42.011	+0.752	14:54:53.690

Lap	Lap Tm	Diff	Time of Day
(9) Douglas McLAY			
1	1:51.262	+10.002	14:41:08.047
2	1:45.090	+3.830	14:42:53.137
3	1:44.662	+3.402	14:44:37.799
4	1:43.842	+2.582	14:46:21.641
5	1:43.468	+2.208	14:48:05.109
6	1:43.676	+2.416	14:49:48.785
7	1:42.289	+1.029	14:51:31.074

Clerk of the Course - Sig. Time

Chief Timekeeper - Ian Sharp (SMART)

Track Weather

Results on smart-timing.co.uk & mylaps.com

Printed: 08/09/2008 14:13:59

Orbits 4

www.amb-it.com

www.mylaps.com

Licensed to: SMART

Page 1/2

BRSCC/CSCC Classic & Jaguar Race Meeting


Mono Championship (1800, 2000, Classic 2000)

Cadwell Park 2.173 Miles

Race 14 - Second Race

07/09/2008 13:45

Race (15:00 Time) started at 14:39:08



Lap	Lap Tm	Diff	Time of Day
8	1:41.260		14:53:12.334
9	1:42.018	+0.758	14:54:54.352

(17) Graham PROBYN

1	1:51.761	+10.965	14:41:09.536
2	1:47.549	+6.753	14:42:57.085
3	1:46.204	+5.408	14:44:43.289
4	1:43.958	+3.162	14:46:27.247
5	1:42.998	+2.202	14:48:10.245
6	1:41.263	+0.467	14:49:51.508
7	1:41.812	+1.016	14:51:33.320
8	1:40.796		14:53:14.116
9	1:45.485	+4.689	14:54:59.601

(74) Patrick HUSTON

1	1:50.202	+9.198	14:41:06.671
2	1:45.625	+4.621	14:42:52.296
3	1:44.834	+3.830	14:44:37.130
4	1:43.796	+2.792	14:46:20.926
5	1:43.401	+2.397	14:48:04.327
6	1:43.953	+2.949	14:49:48.280
7	1:43.314	+2.310	14:51:31.594
8	1:41.004		14:53:12.598

(59) Jock SERGISON

1	1:51.712	+10.817	14:41:08.599
2	1:46.311	+5.416	14:42:54.910
3	1:44.084	+3.189	14:44:38.994
4	1:43.457	+2.562	14:46:22.451
5	1:43.945	+3.050	14:48:06.396
6	1:42.760	+1.865	14:49:49.156
7	1:43.572	+2.677	14:51:32.728
8	1:40.895		14:53:13.623

Lap Lap Tm Diff Time of Day

Lap Lap Tm Diff Time of Day

Clerk of the Course - Sig.

Time

Orbits 4

Chief Timekeeper - Ian Sharp (SMART)

www.amb-it.com

Track

Weather

www.mylaps.com

Results on smart-timing.co.uk & mylaps.com

Licensed to: SMART

Mono Championship (1800, 2000, Classic 2000)

Cadwell Park 2.173 Miles

Race 14 - Second Race

07/09/2008 13:45

Race (15:00 Time) started at 14:39:08

Competitors	Laps										
	0	1	2	3	4	5	6	7	8	9	10
Jeremy TIMMS (2)	1	2	2	2	2	2	2	2	2	2	2
Neil GREGORY (10)	2	10	10	10	10	10	10	10	10	10	10
Richard BASTOW (18)	3	18	47	47	47	47	47	47	47	47	47
Richard SNUGGS (23)	4	23	18	29	29	29	18	18	18	18	18
Barry SMITH (47)	5	47	29	18	18	18	29	29	29	29	29
Lenny COLEMAN (28)	6	28	23	23	23	23	23	23	23	5	5
Graham READ (34)	7	34	85	85	85	85	5	5	5	23	23
Nick RUDD (35)	8	35	28	28	28	5	5	85	85	85	85
Richard PURCELL (29)	9	29	34	34	5	34	34	34	34	34	34
Peter BRAGG (85)	10	85	35	5	34	16	16	16	16	35	35
Jim TIMMS (64)	11	64	16	16	16	35	35	35	35	16	16
Mark SMITH (16)	12	16	5	35	35	28	28	28	28	28	28
Bill JANSON (93)	13	93	93	93	93	63	63	63	63	63	63
Rupert READER (63)	14	63	64	64	64	93	93	93	93	93	93
Russ GILES (5)	15	5	63	63	63	64	64	64	64	64	64
Patrick HUSTON (74)	16	74	74	74	74	74	74	9	9	9	9
Douglas McLAY (9)	17	9	9	9	9	9	9	74	74	17	17
Jock SERGISON (59)	18	59	59	59	59	59	59	59	59	59	59
Graham PROBYN (17)	19	17	17	17	17	17	17	17	17	17	17
-	20										
-	21										
-	22										

Thermex Saloon & Touring Car Series

Cadwell Park 2.173 Miles

Race 15 - Re-start

07/09/2008 14:10

Race (20:00 Time) started at 15:22:12

Pos	No.	Name	Make/Model	CC	Class C	Laps	Total Tm	Diff	Best Tm	Best Spd
1	11	Roger STANFORD	Ford Lotus Cortina	1600	F	5	9:23.638		1:50.712	70.659
2	46	Peter WOODHEAD	Ford Lotus Cortina	1558	F	5	9:43.675	20.037	1:54.131	68.542
3	4	Thomas LAILEY de VILLE	Ford Lotus Cortina	1598F	F	5	9:54.888	31.250	1:57.188	66.754
4	15	Phil MANSER	Austin Mini Cooper	1293	C	5	9:55.497	31.859	1:57.278	66.703
5	77	Richard SPRIGG	Ford Anglia 105E	1558	C	5	9:55.873	32.235	1:56.536	67.128
6	1	Andy MESSHAM	Mini Seven	850	E	5	9:57.673	34.035	1:57.364	66.654
7	8	Nick JONES	Ford Anglia 105E	1558	C	5	10:01.383	37.745	1:55.872	67.512
8	18	Andy JOHNSON	Toyota Corona	1600	G	5	10:14.418	50.780	2:00.667	64.830
9	83	Tim DODWELL	Rover Mini Cooper S	1275	G	5	10:15.757	52.119	2:00.374	64.987
10	2	Julian CROSSLEY	Morris Mini	1275	C	5	10:30.919	1:07.281	2:02.737	63.736
11	76	Steven SPRIGG	Ford Lotus Cortina	1600	F	5	10:38.825	1:15.187	2:04.259	62.956
12	99	Celia STEVENS	Peerless GT	1991	G	5	10:57.226	1:33.588	2:08.494	60.881
13	78	Robert STRUTT	Morris Minor	959	E	4	9:30.817	1 Lap	2:19.155	56.216
Not classified (80% = 4 Laps)										
DNF	74	Jeremy KNIGHT	Austin A35	1275	D	2	4:25.883	DNF	2:10.245	60.062
DNS	68	Keith WRIGHT	Morris Minor	959	E			DNS		-

Announcements

Red Flag - Lap 2 - Race re-started over 5 laps.

Margin of Victory	Avg. Speed	Best Lap Tm	Best Spd	Best Lap by
20.037	69.396	1:50.712	70.659	11 - Roger STANFORD

Clerk of the Course - Sig.	Time	Orbits 4
Chief Timekeeper - Ian Sharp (SMART)		www.amb-it.com
Track	Weather	www.mylaps.com
Results on smart-timing.co.uk & mylaps.com		Licensed to: SMART

Lap	Lap Tm	Diff	Time of Day
(11) Roger STANFORD			
1	1:54.924	+4.212	15:24:09.334
2	1:50.712		15:26:00.046
3	1:50.845	+0.133	15:27:50.891
4	1:51.421	+0.709	15:29:42.312
5	1:53.374	+2.662	15:31:35.686
(46) Peter WOODHEAD			
1	2:01.143	+7.012	15:24:16.711
2	1:54.131		15:26:10.842
3	1:54.720	+0.589	15:28:05.562
4	1:55.184	+1.053	15:30:00.746
5	1:54.977	+0.846	15:31:55.723
(4) Thomas LAILEY de VILLE			
1	2:00.805	+3.617	15:24:16.054
2	1:57.393	+0.205	15:26:13.447
3	1:57.189	+0.001	15:28:10.636
4	1:57.188		15:30:07.824
5	1:59.112	+1.924	15:32:06.936
(15) Phil MANSER			
1	2:01.880	+4.602	15:24:16.653
2	1:57.755	+0.477	15:26:14.408
3	1:57.411	+0.133	15:28:11.819
4	1:57.278		15:30:09.097
5	1:58.448	+1.170	15:32:07.545
(77) Richard SPRIGG			
1	2:01.054	+4.518	15:24:17.542
2	1:57.178	+0.642	15:26:14.720
3	1:56.536		15:28:11.256
4	1:57.253	+0.717	15:30:08.509
5	1:59.412	+2.876	15:32:07.921
(1) Andy MESSHAM			
1	2:02.594	+5.230	15:24:18.718
2	1:57.364		15:26:16.082
3	1:57.994	+0.630	15:28:14.076
4	1:57.711	+0.347	15:30:11.787
5	1:57.934	+0.570	15:32:09.721
(8) Nick JONES			
1	2:07.370	+11.498	15:24:23.402
2	1:58.516	+2.644	15:26:21.918
3	1:57.999	+2.127	15:28:19.917
4	1:55.872		15:30:15.789
5	1:57.642	+1.770	15:32:13.431
(18) Andy JOHNSON			
1	2:04.238	+3.571	15:24:21.005
2	2:00.667		15:26:21.672
3	2:01.394	+0.727	15:28:23.066
4	2:00.917	+0.250	15:30:23.983
5	2:02.483	+1.816	15:32:26.466
(83) Tim DODWELL			
1	2:06.827	+6.453	15:24:23.265
2	2:01.889	+1.515	15:26:25.154
3	2:01.116	+0.742	15:28:26.270

Lap	Lap Tm	Diff	Time of Day
4	2:01.161	+0.787	15:30:27.431
5	2:00.374		15:32:27.805
(2) Julian CROSSLEY			
1	2:08.859	+6.122	15:24:27.076
2	2:04.413	+1.676	15:26:31.489
3	2:04.647	+1.910	15:28:36.136
4	2:04.094	+1.357	15:30:40.230
5	2:02.737		15:32:42.967
(76) Steven SPRIGG			
1	2:09.584	+5.325	15:24:28.674
2	2:06.172	+1.913	15:26:34.846
3	2:05.645	+1.386	15:28:40.491
4	2:04.259		15:30:44.750
5	2:06.123	+1.864	15:32:50.873
(99) Celia STEVENS			
1	2:12.199	+3.705	15:24:31.098
2	2:08.682	+0.188	15:26:39.780
3	2:11.329	+2.835	15:28:51.109
4	2:09.671	+1.177	15:31:00.780
5	2:08.494		15:33:09.274
(78) Robert STRUTT			
1	2:21.803	+2.648	15:24:41.049
2	2:19.155		15:27:00.204
3	2:22.046	+2.891	15:29:22.250
4	2:20.615	+1.460	15:31:42.865
(74) Jeremy KNIGHT			
1	2:10.245		15:24:27.099
2	2:10.832	+0.587	15:26:37.931

Lap	Lap Tm	Diff	Time of Day
-----	--------	------	-------------

Thermex Saloon & Touring Car Series

Cadwell Park 2.173 Miles

Race 15 - Re-start

07/09/2008 14:10

Race (20:00 Time) started at 15:22:12

Competitors	Laps					
	0	1	2	3	4	5
Roger STANFORD (11)	1	11	11	11	11	11
Phil MANSER (15)	2	15	4	46	46	46
Thomas LAILEY de VILLE (4)	3	4	15	4	4	4
Peter WOODHEAD (46)	4	46	46	15	77	77
Nick JONES (8)	5	8	77	77	15	15
Andy MESSHAM (1)	6	1	1	1	1	1
Tim DODWELL (83)	7	83	18	18	8	8
Richard SPRIGG (77)	8	77	83	8	18	18
Andy JOHNSON (18)	9	18	8	83	83	83
Jeremy KNIGHT (74)	10	74	2	2	2	2
Julian CROSSLEY (2)	11	2	74	76	76	76
Celia STEVENS (99)	12	99	76	74	99	99
Steven SPRIGG (76)	13	76	99	99	78	78
Robert STRUTT (78)	14	78	78	78		
-	15					

Clerk of the Course - Sig.

Time

Orbits 4

Chief Timekeeper - Ian Sharp (SMART)

www.amb-it.com

Track

Weather

www.mylaps.com

Results on smart-timing.co.uk & mylaps.com

Licensed to: SMART

CSCC Swinging Sixties Series

Cadwell Park 2.173 Miles

Race 16

07/09/2008 14:25

Race started at 15:42:42

Pos	No.	Name	Make/Model	CC	Class	Laps	Total Tm	Diff	Best Tm
1	1	Mark CAMPBELL	Triumph TR5	2000	D	22	39:52.648		1:42.482
2	99	John MUIRHEAD	Lotus 7	1598	H	22	40:25.651	33.003	1:42.546
3	14	Paul TURNBULL	Reliant Scimitar	2994	D	22	40:57.596	1:04.948	1:47.077
4	11	Al FLEMING / Nick FLEMING	Litus Elan 26R	1594	H	22	41:47.833	1:55.185	1:46.464
5	85	Stephen BOND	Lotus Elan	1598	H	21	39:55.251	1 Lap	1:48.260
6	62	Mark HADFIELD	Triumph Spitfire	1500	B	21	40:14.138	1 Lap	1:49.697
7	32	Amnon NEEDHAM	Lotus Europa TC	1558	H	21	40:39.976	1 Lap	1:50.031
8	50	Andy VOWELL	Triumph Spitfire	1296	A	21	40:40.607	1 Lap	1:49.921
9	63	Mike WILKINSON / Michael WILKINSON	Jaguar E Type	3800	E	21	40:56.624	1 Lap	1:50.805
10	43	Adam ASHMORE	MG MGB	1950	C	21	40:57.389	1 Lap	1:50.438
11	76	Kevan HADFIELD	Triumph Herald	1500	B	21	41:04.667	1 Lap	1:51.712
12	4	John LESLIE	Reliant Sabre Six	2553	D	21	41:12.257	1 Lap	1:52.193
13	91	Steve PLATTS	Singer Chamois	998	A	21	41:14.112	1 Lap	1:51.973
14	72	Chris DRAYCOTT	Sunbeam Alpine Sport	1725	C	21	41:23.515	1 Lap	1:51.919
15	21	Nigel GIBBINS	Triumph Spitfire	1296	A	21	41:31.986	1 Lap	1:49.561
16	42	Philip ROTHWELL Richard HAYHOW	Lotus Elan S3	1558	H	21	41:42.088	1 Lap	1:53.619
17	75	Ben GOUGH	Reliant Scimitar GTE	2994	D	20	40:42.933	2 Laps	1:53.646
18	93	Mike McBRIDE	MG MGC GT	2912	D	20	40:55.173	2 Laps	1:54.096
19	39	Malcolm SELF	MG Midget	1380	A	20	40:59.578	2 Laps	1:52.189
20	69	Chas MATTHEWS	Lancia Fulva	1600	B	20	41:23.339	2 Laps	1:58.684
21	35	Norman DAVIDSON	Jaguar E Type	3800	E	20	41:47.323	2 Laps	1:58.303
Not classified (80% = 17 Laps)									
DNF	2	Cliff GRAY / Piers BRIDGEMAN-WILLIAMS	Sunbeam Alpine	1725	C	17	34:40.564	DNF	1:55.809
DNF	55	Steven ADAMS	Triumph Spitfire	1296	A	16	31:29.173	DNF	1:49.333
DNF	47	John PRINGLE	Lotus 7 Series 4	1600	H	13	24:23.779	DNF	1:46.747
DNF	57	David SMITH / Chris DEAR	MG Midget	1380	A	13	27:46.302	DNF	1:50.394
DNF	54	Iain DANIELS / Neil CONDLIFFE	Reliant Sabre Six	2600	D	10	19:32.720	DNF	1:53.385
DNF	51	Malcolm TURNBULL	Triumph TR6	2600	D	9	16:18.456	DNF	1:46.080
DNS	66	Richard McKEON / Tim CAIRNS	MGB GT	1950	C			DNS	
DNS	44	Daniel RYAN / Cliff RYAN	Ford Escort Mexico	1600	C			DNS	
DNS	58	Spencer McKENZIE	Sunbeam Alpine	1725	C			DNS	

Margin of Victory	Avg. Speed	Best Lap Tm	Best Spd	Best Lap by
33.003	71.929	1:42.482	76.333	1 - Mark CAMPBELL

Clerk of the Course - Sig.	Time	Orbits 4
Chief Timekeeper - Ian Sharp (SMART)		www.amb-it.com
Track	Weather	www.mylaps.com
Results on smart-timing.co.uk & mylaps.com		Licensed to: SMART

CSCC Swinging Sixties Series

Cadwell Park 2.173 Miles

Race 16

07/09/2008 14:25

Race started at 15:42:42

Lap	Lap Tm	Diff	Time of Day
(1) Mark CAMPBELL			
1	1:47.489	+5.007	15:44:32.002
2	1:42.775	+0.293	15:46:14.777
3	1:42.482		15:47:57.259
4	1:42.780	+0.298	15:49:40.039
5	1:42.986	+0.504	15:51:23.025
6	1:43.932	+1.450	15:53:06.957
7	1:45.155	+2.673	15:54:52.112
8	1:44.388	+1.906	15:56:36.500
9	1:44.654	+2.172	15:58:21.154
10	1:43.245	+0.763	16:00:04.399
11	1:45.290	+2.808	16:01:49.689
12	1:43.369	+0.887	16:03:33.058
13	1:44.861	+2.379	16:05:17.919
14	1:43.661	+1.179	16:07:01.580
15	1:43.702	+1.220	16:08:45.282
16	3:23.144	+1:40.662	16:12:08.426
17	1:47.105	+4.623	16:13:55.531
18	1:43.328	+0.846	16:15:38.859
19	1:43.547	+1.065	16:17:22.406
20	1:43.740	+1.258	16:19:06.146
21	1:43.284	+0.802	16:20:49.430
22	1:45.276	+2.794	16:22:34.706
(99) John MUIRHEAD			
1	1:48.218	+5.672	15:44:32.382
2	1:43.460	+0.914	15:46:15.842
3	1:43.604	+1.058	15:47:59.446
4	1:43.062	+0.516	15:49:42.508
5	1:42.546		15:51:25.054
6	1:44.262	+1.716	15:53:09.316
7	1:44.344	+1.798	15:54:53.660
8	1:42.983	+0.437	15:56:36.643
9	1:44.792	+2.246	15:58:21.435
10	1:43.396	+0.850	16:00:04.831
11	1:45.076	+2.530	16:01:49.907
12	1:43.424	+0.878	16:03:33.331
13	1:44.971	+2.425	16:05:18.302
14	1:43.458	+0.912	16:07:01.760
15	3:56.786	+2:14.240	16:10:58.546
16	1:48.408	+5.862	16:12:46.954
17	1:42.638	+0.092	16:14:29.592
18	1:44.566	+2.020	16:16:14.158
19	1:43.048	+0.502	16:17:57.206
20	1:44.542	+1.996	16:19:41.748
21	1:43.332	+0.786	16:21:25.080
22	1:42.629	+0.083	16:23:07.709
(14) Paul TURNBULL			
1	1:53.614	+6.537	15:44:39.064
2	1:49.427	+2.350	15:46:28.491
3	1:47.397	+0.320	15:48:15.888
4	1:47.693	+0.616	15:50:03.581
5	1:47.539	+0.462	15:51:51.120
6	1:48.178	+1.101	15:53:39.298
7	1:47.600	+0.523	15:55:26.898
8	1:47.871	+0.794	15:57:14.769
9	1:47.862	+0.785	15:59:02.631
10	1:47.602	+0.525	16:00:50.233
11	1:47.391	+0.314	16:02:37.624

Lap	Lap Tm	Diff	Time of Day
12	1:49.461	+2.384	16:04:27.085
13	1:50.929	+3.852	16:06:18.014
14	2:43.280	+56.203	16:09:01.294
15	1:51.983	+4.906	16:10:53.277
16	1:47.855	+0.778	16:12:41.132
17	1:47.978	+0.901	16:14:29.110
18	1:57.107	+10.030	16:16:26.217
19	1:48.186	+1.109	16:18:14.403
20	1:47.077		16:20:01.480
21	1:49.819	+2.742	16:21:51.299
22	1:48.355	+1.278	16:23:39.654
(11) Al FLEMING / Nick FLEMING			
1	1:59.525	+13.061	15:44:48.837
2	1:53.621	+7.157	15:46:42.458
3	1:50.479	+4.015	15:48:32.937
4	1:49.357	+2.893	15:50:22.294
5	1:47.894	+1.430	15:52:10.188
6	1:47.042	+0.578	15:53:57.230
7	1:46.472	+0.008	15:55:43.702
8	1:46.464		15:57:30.166
9	1:47.665	+1.201	15:59:17.831
10	1:50.623	+4.159	16:01:08.454
11	2:48.480	+1:02.016	16:03:56.934
12	1:58.364	+11.900	16:05:55.298
13	1:52.132	+5.668	16:07:47.430
14	1:52.761	+6.297	16:09:40.191
15	1:53.184	+6.720	16:11:33.375
16	1:52.883	+6.419	16:13:26.258
17	1:51.530	+5.066	16:15:17.788
18	1:49.403	+2.939	16:17:07.191
19	1:49.217	+2.753	16:18:56.408
20	1:48.986	+2.522	16:20:45.394
21	1:49.208	+2.744	16:22:34.602
22	1:55.289	+8.825	16:24:29.891
(85) Stephen BOND			
1	1:55.487	+7.227	15:44:41.417
2	1:52.048	+3.788	15:46:33.465
3	1:51.473	+3.213	15:48:24.938
4	1:51.257	+2.997	15:50:16.195
5	1:50.624	+2.364	15:52:06.819
6	1:49.425	+1.165	15:53:56.244
7	1:50.205	+1.945	15:55:46.449
8	1:49.522	+1.262	15:57:35.971
9	1:50.247	+1.987	15:59:26.218
10	2:49.664	+1:01.404	16:02:15.882
11	2:01.300	+13.040	16:04:17.182
12	1:55.044	+6.784	16:06:12.226
13	1:48.833	+0.573	16:08:01.059
14	1:49.465	+1.205	16:09:50.524
15	1:51.651	+3.391	16:11:42.175
16	1:48.576	+0.316	16:13:30.751
17	1:48.260		16:15:19.011
18	1:49.015	+0.755	16:17:08.026
19	1:49.647	+1.387	16:18:57.673
20	1:49.184	+0.924	16:20:46.857
21	1:50.452	+2.192	16:22:37.309
(62) Mark HADFIELD			
1	1:59.429	+9.732	15:44:45.753

Lap	Lap Tm	Diff	Time of Day
2	1:57.024	+7.327	15:46:42.777
3	1:53.309	+3.612	15:48:36.086
4	1:52.513	+2.816	15:50:28.599
5	1:52.432	+2.735	15:52:21.031
6	1:51.244	+1.547	15:54:12.275
7	1:50.525	+0.828	15:56:02.800
8	1:49.697		15:57:52.497
9	1:50.417	+0.720	15:59:42.914
10	2:37.004	+47.307	16:02:19.918
11	1:57.415	+7.718	16:04:17.333
12	1:51.203	+1.506	16:06:08.536
13	1:50.853	+1.156	16:07:59.389
14	1:50.431	+0.734	16:09:49.820
15	1:52.269	+2.572	16:11:42.089
16	1:51.939	+2.242	16:13:34.028
17	1:50.215	+1.518	16:15:24.243
18	1:50.767	+1.070	16:17:15.010
19	1:53.303	+3.606	16:19:08.313
20	1:53.645	+3.948	16:21:01.958
21	1:54.238	+4.541	16:22:56.196
(32) Amnon NEEDHAM			
1	2:00.783	+10.752	15:44:47.533
2	1:53.737	+3.706	15:46:41.270
3	1:52.711	+2.680	15:48:33.981
4	1:52.890	+2.859	15:50:26.871
5	1:50.394	+0.369	15:52:17.265
6	1:51.235	+1.204	15:54:08.500
7	1:50.729	+0.698	15:55:59.229
8	1:50.031		15:57:49.260
9	1:51.134	+1.103	15:59:40.394
10	1:52.432	+2.401	16:01:32.826
11	1:52.053	+2.022	16:03:24.879
12	3:09.756	+1:19.725	16:06:34.635
13	1:56.107	+6.076	16:08:30.742
14	1:54.143	+4.112	16:10:24.885
15	1:50.886	+0.855	16:12:15.771
16	1:50.389	+0.358	16:14:06.160
17	1:51.009	+0.978	16:15:57.169
18	1:51.654	+1.623	16:17:48.823
19	1:51.904	+1.873	16:19:40.727
20	1:50.308	+0.277	16:21:31.035
21	1:50.999	+0.968	16:23:22.034
(50) Andy VOWELL			
1	2:03.088	+13.167	15:44:51.975
2	1:55.732	+5.811	15:46:47.707
3	1:54.210	+4.289	15:48:41.917
4	1:53.961	+4.040	15:50:35.878
5	1:53.758	+3.837	15:52:29.636
6	1:52.138	+2.217	15:54:21.774
7	1:53.113	+3.192	15:56:14.887
8	1:50.859	+0.938	15:58:05.746
9	1:53.702	+3.781	15:59:59.448
10	1:55.212	+5.291	16:01:54.660
11	1:52.899	+2.978	16:03:47.559
12	2:45.389	+55.468	16:06:32.948
13	1:55.395	+5.474	16:08:28.343
14	1:51.785	+1.864	16:10:20.128
15	1:57.340	+7.419	16:12:17.468
16	1:49.921		16:14:07.389

Clerk of the Course - Sig.

Time

Orbits 4

Chief Timekeeper - Ian Sharp (SMART)

www.amb-it.com

Track

Weather

www.mylaps.com

Results on smart-timing.co.uk & mylaps.com

Licensed to: SMART

BRSCC/CSCC Classic & Jaguar Race Meeting

CSCC Swinging Sixties Series

Cadwell Park 2.173 Miles

Race 16

07/09/2008 14:25

Race started at 15:42:42

Lap	Lap Tm	Diff	Time of Day
17	1:50.493	+0.572	16:15:57.882
18	1:51.685	+1.764	16:17:49.567
19	1:52.247	+2.326	16:19:41.814
20	1:50.245	+0.324	16:21:32.059
21	1:50.606	+0.685	16:23:22.665

(63) Mike WILKINSON / Michael WILKINSON

1	2:02.258	+11.453	15:44:50.686
2	1:55.114	+4.309	15:46:45.800
3	1:53.164	+2.359	15:48:38.964
4	1:52.347	+1.542	15:50:31.311
5	1:53.107	+2.302	15:52:24.418
6	1:52.678	+1.873	15:54:17.096
7	1:54.100	+3.295	15:56:11.196
8	1:53.033	+2.228	15:58:04.229
9	1:53.861	+3.056	15:59:58.090
10	1:54.779	+3.974	16:01:52.869
11	1:53.244	+2.439	16:03:46.113
12	1:54.401	+3.596	16:05:40.514
13	2:47.608	+56.803	16:08:28.122
14	1:58.459	+7.654	16:10:26.581
15	1:53.804	+2.999	16:12:20.385
16	1:54.176	+3.371	16:14:14.561
17	1:53.897	+3.092	16:16:08.458
18	1:53.732	+2.927	16:18:02.190
19	1:53.394	+2.589	16:19:55.584
20	1:52.293	+1.488	16:21:47.877
21	1:50.805		16:23:38.682

(43) Adam ASHMORE

1	1:59.722	+9.284	15:44:46.721
2	1:53.655	+3.217	15:46:40.376
3	1:52.658	+2.220	15:48:33.034
4	1:53.020	+2.582	15:50:26.054
5	1:53.429	+2.991	15:52:19.483
6	1:53.533	+3.095	15:54:13.016
7	1:51.759	+1.321	15:56:04.775
8	1:51.540	+1.102	15:57:56.315
9	1:52.149	+1.711	15:59:48.464
10	1:56.913	+6.475	16:01:45.377
11	1:55.063	+4.625	16:03:40.440
12	1:51.234	+0.796	16:05:31.674
13	3:02.885	+1:12.447	16:08:34.559
14	1:54.293	+3.855	16:10:28.852
15	1:52.236	+1.798	16:12:21.088
16	1:58.141	+7.703	16:14:19.229
17	1:50.438		16:16:09.667
18	1:53.037	+2.599	16:18:02.704
19	1:53.349	+2.911	16:19:56.053
20	1:52.360	+1.922	16:21:48.413
21	1:51.034	+0.596	16:23:39.447

(76) Kevan HADFIELD

1	2:01.103	+9.391	15:44:49.017
2	1:55.288	+3.576	15:46:44.305
3	1:53.331	+1.619	15:48:37.636
4	1:54.465	+2.753	15:50:32.101
5	1:53.550	+1.838	15:52:25.651
6	1:52.652	+0.940	15:54:18.303
7	1:54.231	+2.519	15:56:12.534
8	1:52.390	+0.678	15:58:04.924

Lap	Lap Tm	Diff	Time of Day
9	1:54.025	+2.313	15:59:58.949
10	1:55.697	+3.985	16:01:54.646
11	1:52.662	+0.950	16:03:47.308
12	1:53.928	+2.216	16:05:41.236
13	2:58.132	+1:06.420	16:08:39.368
14	1:58.193	+6.481	16:10:37.561
15	1:52.821	+1.109	16:12:30.382
16	1:53.600	+1.888	16:14:23.982
17	1:53.079	+1.367	16:16:17.061
18	1:51.712		16:18:08.773
19	1:51.965	+0.253	16:20:00.738
20	1:53.992	+2.280	16:21:54.730
21	1:51.995	+0.283	16:23:46.725

(4) John LESLIE

1	2:03.165	+10.972	15:44:52.227
2	1:55.719	+3.526	15:46:47.946
3	1:53.533	+1.340	15:48:41.479
4	1:54.109	+1.916	15:50:35.588
5	1:53.414	+1.221	15:52:29.002
6	1:52.262	+0.069	15:54:21.264
7	1:53.129	+0.936	15:56:14.393
8	1:52.193		15:58:06.586
9	1:53.660	+1.467	16:00:00.246
10	1:55.002	+2.809	16:01:55.248
11	1:54.219	+2.026	16:03:49.467
12	1:55.798	+3.605	16:05:45.265
13	1:52.907	+0.714	16:07:38.172
14	2:51.545	+59.352	16:10:29.717
15	2:00.165	+7.972	16:12:29.882
16	1:56.567	+4.374	16:14:26.449
17	1:54.454	+2.261	16:16:20.903
18	1:53.431	+1.238	16:18:14.334
19	1:52.949	+0.756	16:20:07.283
20	1:54.410	+2.217	16:22:01.693
21	1:52.622	+0.429	16:23:54.315

(91) Steve PLATTS

1	2:04.529	+12.556	15:44:53.069
2	1:56.117	+4.144	15:46:49.186
3	1:53.559	+1.586	15:48:42.745
4	1:54.045	+2.072	15:50:36.790
5	1:55.859	+3.886	15:52:32.649
6	1:52.849	+0.876	15:54:25.498
7	1:53.175	+1.202	15:56:18.673
8	1:52.564	+0.591	15:58:11.237
9	1:52.826	+0.853	16:00:04.063
10	1:58.205	+6.232	16:02:02.268
11	1:54.017	+2.044	16:03:56.285
12	1:53.506	+1.533	16:05:49.791
13	2:50.221	+58.248	16:08:40.012
14	2:01.169	+9.196	16:10:41.181
15	1:54.790	+2.817	16:12:35.971
16	1:53.577	+1.604	16:14:29.548
17	1:54.554	+2.581	16:16:24.102
18	1:52.580	+0.607	16:18:16.682
19	1:51.973		16:20:08.655
20	1:55.453	+3.480	16:22:04.108
21	1:52.062	+0.089	16:23:56.170

(72) Chris DRAYCOTT

Lap	Lap Tm	Diff	Time of Day
1	2:04.031	+12.112	15:44:54.220
2	1:56.701	+4.782	15:46:50.921
3	1:56.180	+4.261	15:48:47.101
4	1:55.224	+3.305	15:50:42.325
5	1:54.485	+2.566	15:52:36.810
6	1:57.226	+5.307	15:54:34.036
7	1:55.019	+3.100	15:56:29.055
8	1:57.686	+5.767	15:58:26.741
9	2:43.999	+52.080	16:01:10.740
10	1:57.828	+5.909	16:03:08.568
11	1:55.268	+3.349	16:05:03.836
12	1:53.986	+2.067	16:06:57.822
13	1:54.765	+2.846	16:08:52.587
14	1:54.289	+2.370	16:10:46.876
15	1:55.965	+4.046	16:12:42.841
16	1:55.614	+3.695	16:14:38.455
17	1:54.116	+2.197	16:16:32.571
18	1:53.772	+1.853	16:18:26.343
19	1:53.880	+1.961	16:20:20.223
20	1:53.431	+1.512	16:22:13.654
21	1:51.919		16:24:05.573

(21) Nigel GIBBINS

1	2:02.074	+12.513	15:44:49.947
2	1:56.682	+7.121	15:46:46.629
3	1:53.968	+4.407	15:48:40.597
4	1:52.558	+2.997	15:50:33.155
5	1:52.694	+3.133	15:52:25.849
6	1:52.676	+3.115	15:54:18.525
7	1:54.905	+5.344	15:56:13.430
8	1:51.692	+2.131	15:58:05.122
9	1:54.440	+4.879	15:59:59.562
10	1:55.356	+5.795	16:01:54.918
11	1:53.425	+3.864	16:03:48.343
12	1:53.744	+4.183	16:05:42.087
13	1:54.113	+4.552	16:07:36.200
14	3:21.596	+1:32.035	16:10:57.796
15	2:02.191	+12.630	16:12:59.987
16	1:49.863	+0.302	16:14:49.850
17	1:49.561		16:16:39.411
18	1:51.678	+2.117	16:18:31.089
19	1:53.405	+3.844	16:20:24.494
20	1:52.604	+3.043	16:22:17.098
21	1:56.946	+7.385	16:24:14.044

(42) Philip ROTHWELL Richard HAYHOW

1	2:06.778	+13.159	15:44:57.176
2	1:58.101	+4.482	15:46:55.277
3	1:53.986	+0.367	15:48:49.263
4	1:54.775	+1.156	15:50:44.038
5	1:54.141	+0.522	15:52:38.179
6	1:56.604	+2.985	15:54:34.783
7	1:54.679	+1.060	15:56:29.462
8	1:58.851	+5.232	15:58:28.313
9	1:54.832	+1.213	16:00:23.145
10	2:43.805	+50.186	16:03:06.950
11	2:00.254	+6.635	16:05:07.204
12	1:56.845	+3.226	16:07:04.049
13	1:54.994	+1.375	16:08:59.043
14	1:54.318	+0.699	16:10:53.361
15	1:56.374	+2.755	16:12:49.735

Clerk of the Course - Sig.

Time

Orbits 4

Chief Timekeeper - Ian Sharp (SMART)

www.amb-it.com


Track

Weather

www.mylaps.com

Results on smart-timing.co.uk & mylaps.com

Licensed to: SMART



Lap	Lap Tm	Diff	Time of Day
16	1:54.900	+1.281	16:14:44.635
17	1:53.619		16:16:38.254
18	1:54.815	+1.196	16:18:33.069
19	1:56.767	+3.148	16:20:29.836
20	1:58.192	+4.573	16:22:28.028
21	1:56.118	+2.499	16:24:24.146

(75) Ben GOUGH

1	2:04.068	+10.422	15:44:53.508
2	1:56.491	+2.845	15:46:49.999
3	1:53.997	+0.351	15:48:43.996
4	1:53.646		15:50:37.642
5	1:55.713	+2.067	15:52:33.355
6	2:12.055	+18.409	15:54:45.410
7	1:57.088	+3.442	15:56:42.498
8	1:55.990	+2.344	15:58:38.488
9	3:11.832	+1:18.186	16:01:50.320
10	2:02.730	+9.084	16:03:53.050
11	1:56.137	+2.491	16:05:49.187
12	1:57.800	+4.154	16:07:46.987
13	1:58.772	+5.126	16:09:45.759
14	1:55.994	+2.348	16:11:41.753
15	1:56.003	+2.357	16:13:37.756
16	1:56.549	+2.903	16:15:34.305
17	1:57.176	+3.530	16:17:31.481
18	1:56.841	+3.195	16:19:28.322
19	1:58.803	+5.157	16:21:27.125
20	1:57.866	+4.220	16:23:24.991

(93) Mike McBRIDE

1	2:09.719	+15.623	15:45:00.699
2	2:00.604	+6.508	15:47:01.303
3	2:00.245	+6.149	15:49:01.548
4	1:59.863	+5.767	15:51:01.411
5	1:58.975	+4.879	15:53:00.386
6	2:02.913	+8.817	15:55:03.299
7	2:00.584	+6.488	15:57:03.883
8	2:03.159	+9.063	15:59:07.042
9	3:03.497	+1:09.401	16:02:10.539
10	2:04.569	+10.473	16:04:15.108
11	1:57.094	+2.998	16:06:12.202
12	1:56.250	+2.154	16:08:08.452
13	1:56.593	+2.497	16:10:05.045
14	1:58.156	+4.060	16:12:03.201
15	1:58.296	+4.200	16:14:01.497
16	1:55.319	+1.223	16:15:56.816
17	1:56.411	+2.315	16:17:53.227
18	1:54.881	+0.785	16:19:48.108
19	1:55.027	+0.931	16:21:43.135
20	1:54.096		16:23:37.231

(39) Malcolm SELF

1	2:04.286	+12.097	15:44:56.247
2	1:56.752	+4.563	15:46:52.999
3	1:52.998	+0.809	15:48:45.997
4	1:52.709	+0.520	15:50:38.706
5	1:55.019	+2.830	15:52:33.725
6	2:43.364	+51.175	15:55:17.089
7	2:00.609	+8.420	15:57:17.698
8	3:15.776	+1:23.587	16:00:33.474
9	2:00.560	+8.371	16:02:34.034

Lap	Lap Tm	Diff	Time of Day
10	1:55.403	+3.214	16:04:29.437
11	1:54.001	+1.812	16:06:23.438
12	2:01.469	+9.280	16:08:24.907
13	1:54.363	+2.174	16:10:19.270
14	1:55.620	+3.431	16:12:14.890
15	1:55.993	+3.804	16:14:10.883
16	1:58.380	+6.191	16:16:09.263
17	1:54.751	+2.562	16:18:04.014
18	1:53.142	+0.953	16:19:57.156
19	1:52.189		16:21:49.345
20	1:52.291	+0.102	16:23:41.636

(69) Chas MATTHEWS

1	2:08.559	+9.875	15:44:58.678
2	1:59.542	+0.858	15:46:58.220
3	1:59.060	+0.376	15:48:57.280
4	1:59.214	+0.530	15:50:56.494
5	1:58.902	+0.218	15:52:55.396
6	2:01.782	+3.098	15:54:57.178
7	1:59.831	+1.147	15:56:57.009
8	1:58.684		15:58:55.693
9	1:59.146	+0.462	16:00:54.839
10	2:38.064	+39.380	16:03:32.903
11	2:12.256	+13.572	16:05:45.159
12	2:01.098	+2.414	16:07:46.257
13	2:02.567	+3.883	16:09:48.824
14	2:01.258	+2.574	16:11:50.082
15	2:02.642	+3.958	16:13:52.724
16	2:02.683	+3.999	16:15:55.407
17	2:02.433	+3.749	16:17:57.840
18	2:02.438	+3.754	16:20:00.278
19	2:03.777	+5.093	16:22:04.055
20	2:01.342	+2.658	16:24:05.397

(35) Norman DAVIDSON

1	2:10.625	+12.322	15:45:01.585
2	2:02.451	+4.148	15:47:04.036
3	2:01.557	+3.254	15:49:05.593
4	2:02.661	+4.358	15:51:08.254
5	2:04.112	+5.809	15:53:12.366
6	2:02.689	+4.386	15:55:15.055
7	2:03.159	+4.856	15:57:18.214
8	1:59.741	+1.438	15:59:17.955
9	2:59.459	+1:01.156	16:02:17.414
10	2:04.896	+6.593	16:04:22.310
11	2:00.840	+2.537	16:06:23.150
12	2:01.580	+3.277	16:08:24.730
13	2:00.263	+1.960	16:10:24.993
14	2:01.269	+2.966	16:12:26.262
15	2:00.135	+1.832	16:14:26.397
16	2:02.964	+4.661	16:16:29.361
17	2:00.655	+2.352	16:18:30.016
18	1:59.541	+1.238	16:20:29.557
19	2:01.521	+3.218	16:22:31.078
20	1:58.303		16:24:29.381

(2) Cliff GRAY / Piers BRIDGEMAN-WILLIAMS

1	2:05.976	+10.167	15:44:55.631
2	1:59.498	+3.689	15:46:55.129
3	1:58.135	+2.326	15:48:53.264
4	1:57.211	+1.402	15:50:50.475

Lap	Lap Tm	Diff	Time of Day
5	1:57.444	+1.635	15:52:47.919
6	1:58.662	+2.853	15:54:46.581
7	1:57.890	+2.081	15:56:44.471
8	1:56.993	+1.184	15:58:41.464
9	1:55.809		16:00:37.273
10	2:53.427	+57.618	16:03:30.700
11	2:01.006	+5.197	16:05:31.706
12	1:56.400	+0.591	16:07:28.106
13	1:58.828	+3.019	16:09:26.934
14	1:58.091	+2.282	16:11:25.025
15	1:59.221	+3.412	16:13:24.246
16	1:58.153	+2.344	16:15:22.399
17	2:00.223	+4.414	16:17:22.622

(55) Steven ADAMS

1	1:59.996	+10.663	15:44:46.835
2	1:56.888	+7.555	15:46:43.723
3	1:51.211	+1.878	15:48:34.934
4	1:53.146	+3.813	15:50:28.080
5	1:52.556	+3.223	15:52:20.636
6	1:50.993	+1.660	15:54:11.629
7	1:49.641	+0.308	15:56:01.270
8	1:49.333		15:57:50.603
9	3:00.105	+1:10.772	16:00:50.708
10	2:00.141	+10.808	16:02:50.849
11	2:05.343	+16.010	16:04:56.192
12	1:50.352	+1.019	16:06:46.544
13	1:49.892	+0.559	16:08:36.436
14	1:50.966	+1.633	16:10:27.402
15	1:53.787	+4.454	16:12:21.189
16	1:50.042	+0.709	16:14:11.231

(47) John PRINGLE

1	1:53.435	+6.688	15:44:39.129
2	1:48.588	+1.841	15:46:27.717
3	1:47.739	+0.992	15:48:15.456
4	1:47.349	+0.602	15:50:02.805
5	1:48.172	+1.425	15:51:50.977
6	1:47.845	+1.098	15:53:38.822
7	1:47.233	+0.486	15:55:26.055
8	1:48.122	+1.375	15:57:14.177
9	2:34.677	+47.930	15:59:48.854
10	1:52.192	+5.445	16:01:41.046
11	1:48.318	+1.571	16:03:29.364
12	1:49.726	+2.979	16:05:19.090
13	1:46.747		16:07:05.837

(57) David SMITH / Chris DEAR

1	2:00.296	+9.902	15:44:48.327
2	1:56.212	+5.818	15:46:44.539
3	1:55.874	+5.480	15:48:40.413
4	1:54.778	+4.384	15:50:35.191
5	1:55.745	+5.351	15:52:30.936
6	1:53.147	+2.753	15:54:24.083
7	4:37.345	+2:46.951	15:59:01.422
8	2:05.494	+15.100	16:01:06.928
9	1:54.612	+4.218	16:03:01.534
10	1:54.118	+3.724	16:04:55.652
11	1:51.860	+1.466	16:06:47.512
12	1:50.454	+0.060	16:08:37.966
13	1:50.394		16:10:28.360

Clerk of the Course - Sig.

Time

Orbits 4

Chief Timekeeper - Ian Sharp (SMART)

www.amb-it.com

Track

Weather

www.mylaps.com

Results on smart-timing.co.uk & mylaps.com

Licensed to: SMART

Lap	Lap Tm	Diff	Time of Day	Lap	Lap Tm	Diff	Time of Day	Lap	Lap Tm	Diff	Time of Day
(54) Iain DANIELS / Neil CONDLIFFE											
1	2:04.951	+11.566	15:44:55.911								
2	1:55.554	+2.169	15:46:51.465								
3	1:53.577	+0.192	15:48:45.042								
4	1:53.385		15:50:38.427								
5	1:56.004	+2.619	15:52:34.431								
6	2:01.225	+7.840	15:54:35.656								
7	1:54.213	+0.828	15:56:29.869								
8	1:57.788	+4.403	15:58:27.657								
9	1:53.647	+0.262	16:00:21.304								
10	1:53.474	+0.089	16:02:14.778								
(51) Malcolm TURNBULL											
1	1:52.385	+6.305	15:44:37.736								
2	1:47.307	+1.227	15:46:25.043								
3	1:48.043	+1.963	15:48:13.086								
4	1:47.154	+1.074	15:50:00.240								
5	1:46.904	+0.824	15:51:47.144								
6	1:49.934	+3.854	15:53:37.078								
7	1:46.080		15:55:23.158								
8	1:47.900	+1.820	15:57:11.058								
9	1:49.456	+3.376	15:59:00.514								

CSCC Swinging Sixties Series

Cadwell Park 2.173 Miles

Race 16

07/09/2008 14:25

Race started at 15:42:42

Competitors	Laps																						
	0	1	2	3	4	5	6	7	8	9	10	11	12	13	14	15	16	17	18	19	20	21	22
John MUIRHEAD (99)	1	99	1	1	1	1	1	1	1	1	1	1	1	1	1	1	1	1	1	1	1	1	1
Mark CAMPBELL (1)	2	1	99	99	99	99	99	99	99	99	99	99	99	99	99	14	14	14	99	99	99	99	99
Malcolm TURNBULL (51)	3	51	51	51	51	51	51	51	51	51	14	14	14	14	14	99	99	99	14	14	14	14	14
Paul TURNBULL (14)	4	14	14	47	47	47	47	47	47	14	11	32	47	47	11	11	11	11	11	11	11	11	11
John PRINGLE (47)	5	47	47	14	14	14	14	14	14	11	32	47	43	21	62	62	85	85	85	85	85	85	85
Stephen BOND (85)	6	85	85	85	85	85	85	11	11	85	47	43	63	4	85	85	62	62	62	62	62	62	62
Mark HADFIELD (62)	7	62	62	43	11	11	11	11	85	85	32	43	63	76	11	50	32	32	32	32	32	32	32
Amnon NEEDHAM (32)	8	32	43	32	43	43	32	32	32	62	63	76	21	62	32	50	50	50	50	50	50	50	50
Steven ADAMS (55)	9	55	55	11	32	32	43	55	55	55	43	76	50	4	85	63	63	55	63	63	63	63	63
Adam ASHMORE (43)	10	43	32	62	55	55	55	62	62	62	47	50	21	91	63	55	43	63	43	43	43	43	43
Nigel GIBBINS (21)	11	21	57	55	62	62	62	43	43	43	63	21	4	11	50	43	55	43	76	76	76	76	76
Kevan HADFIELD (76)	12	76	11	76	76	63	63	63	63	63	76	4	91	62	32	4	4	76	4	4	4	4	4
David SMITH / Chris DEAR (57)	13	57	76	57	63	76	76	76	76	76	50	91	11	85	43	76	76	4	91	91	91	91	91
Mike WILKINSON / Michael WILKINS	14	63	21	63	57	21	21	21	21	21	54	85	50	55	91	91	91	72	72	72	72	72	72
Steve PLATTS (91)	15	91	63	21	21	57	4	4	4	50	4	85	62	32	76	72	72	72	42	21	21	21	21
Andy VOWELL (50)	16	50	50	50	4	4	50	50	50	4	91	62	55	55	91	42	42	42	21	42	42	42	42
John LESLIE (4)	17	4	4	4	50	50	57	57	91	91	54	55	72	72	72	21	21	21	2	75	75	75	
Al FLEMING / Nick FLEMING (11)	18	11	91	91	91	91	91	91	72	72	42	42	42	42	42	2	2	2	75	93	93	93	
Ben GOUGH (75)	19	75	75	75	75	75	75	72	42	54	2	72	2	2	2	75	75	75	93	39	39	39	
Cliff GRAY / Piers BRIDGEMAN-WILL	20	2	72	72	54	54	39	42	54	42	55	2	69	69	75	69	69	69	69	69	69	69	69
Chas MATTHEWS (69)	21	69	2	54	39	39	54	54	75	75	69	69	75	75	69	93	93	93	39	35	35	35	
Chris DRAYCOTT (72)	22	72	54	39	72	72	72	75	2	2	72	75	93	93	93	39	39	39	35				
Philip ROTHWELL Richard HAYHOW	23	42	39	2	42	42	42	2	69	69	75	93	35	35	39	35	35	35					
Iain DANIELS / Neil CONDLIFFE (54)	24	54	42	42	2	2	2	69	93	93	93	35	39	39	35								
Norman DAVIDSON (35)	25	35	69	69	69	69	69	93	39	35	35	39	57	57	57								
Mike McBRIDE (93)	26	93	93	93	93	93	93	35	35	39	39	57											
Malcolm SELF (39)	27	39	35	35	35	35	35	39	57	57	57												
-	28																						
-	29																						
-	30																						

Tiger v Caterham Challenge

Cadwell Park 2.173 Miles

Race 17 - Second Race

07/09/2008 15:10

Race started at 16:32:39

Pos	No.	Name	Make/Model	CC	Class	C Laps	Total Tm	Diff	Best Tm	Best Spd
1	74	Ben SHALDERS	Catreham 7	1800	C	9	14:50.345		1:35.296	82.089
2	69	Mark STEWARD	Tiger RS6	2000	T	9	14:53.650	3.305	1:37.717	80.056
3	37	Ian BROWN	Caterham 7	1800	C	9	14:58.626	8.281	1:38.073	79.765
4	63	Andy TOONE	Caterham	1800	C	9	15:03.192	12.847	1:37.875	79.926
5	93	Andrew O'CONNELL	Caterham R400	18000	C	9	15:05.571	15.226	1:38.369	79.525
6	2	Peter LAWRENCE	Caterham Superlight	1800	C	9	15:09.122	18.777	1:37.971	79.848
7	47	David JONES	Tiger B6	1200	T	9	15:17.490	27.145	1:39.577	78.560
8	39	Stewart FENTON	Tiger CAT	1200	T	9	15:23.726	33.381	1:39.410	78.692
9	6	Paul DUDLEY	Tiger R6	2000	T	9	15:24.241	33.896	1:39.593	78.548
10	58	Mick GRANT	Tiger R6	2000	T	9	15:45.138	54.793	1:41.877	76.787
11	11	Nick STARKEY	Caterham Superlight	1800	C	9	15:58.467	1:08.122	1:42.090	76.627
12	91	Steve QUENBY	Tiger R6	2000	T	9	16:00.218	1:09.873	1:44.557	74.819
13	90	Peter FRENCH	Caterham Superlight	1800	C	9	16:11.583	1:21.238	1:45.524	74.133
14	27	Garry LAPINSKIS	Tiger R6	2000	T	9	16:17.996	1:27.651	1:46.212	73.653
15	70	Michael PEARCE	Tiger Avon	2000	T	8	14:50.894	1 Lap	1:48.403	72.164
16	77	Chris GRAY	Tiger Super S4	2000	T	8	15:13.500	1 Lap	1:51.176	70.364
17	17	Chris BROOKS	Tiger R6	2000	T	8	15:14.817	1 Lap	1:51.584	70.107
18	99	Dave DAVIES	Tiger Avon	2000	T	8	15:21.575	1 Lap	1:51.555	70.125
Not classified (80% = 7 Laps)										
DNF	50	John WALTON	Tiger R6	2000	T	3	5:42.976	DNF	1:49.870	71.201
DNS	44	Peter DAVIES	Caterham	1800	C			DNF		-
DNS	61	Gerry SIMPSON	Caterham Superlight	1800	C			DNF		-
DNS	23	Mark WITHEY	Tiger Avon	2000	T			DNF		-
DNS	10	Paul CLARKE	Tiger Avon	2000	T			DNF		-

Margin of Victory	Avg. Speed	Best Lap Tm	Best Spd	Best Lap by
3.305	79.076	1:35.296	82.089	74 - Ben SHALDERS

Clerk of the Course - Sig.	Time	Orbits 4
Chief Timekeeper - Ian Sharp (SMART)		www.amb-it.com
Track	Weather	www.mylaps.com
Results on smart-timing.co.uk & mylaps.com		Licensed to: SMART

Tiger v Caterham Challenge

Cadwell Park 2.173 Miles

Race 17 - Second Race

07/09/2008 15:10

Race started at 16:32:39

Lap	Lap Tm	Diff	Time of Day
(74) Ben SHALDERS			
1	1:45.828	+10.532	16:34:32.275
2	1:38.224	+2.928	16:36:10.499
3	1:37.511	+2.215	16:37:48.010
4	1:36.496	+1.200	16:39:24.506
5	1:35.296		16:40:59.802
6	1:38.505	+3.209	16:42:38.307
7	1:36.093	+0.797	16:44:14.400
8	1:37.451	+2.155	16:45:51.851
9	1:38.341	+3.045	16:47:30.192
(69) Mark STEWARD			
1	1:41.735	+4.018	16:34:23.674
2	1:38.551	+0.834	16:36:02.225
3	1:38.480	+0.763	16:37:40.705
4	1:39.136	+1.419	16:39:19.841
5	1:39.064	+1.347	16:40:58.905
6	1:39.321	+1.604	16:42:38.226
7	1:37.721	+0.004	16:44:15.947
8	1:39.833	+2.116	16:45:55.780
9	1:37.717		16:47:33.497
(37) Ian BROWN			
1	1:45.215	+7.142	16:34:27.270
2	1:39.128	+1.055	16:36:06.398
3	1:39.734	+1.661	16:37:46.132
4	1:38.073		16:39:24.205
5	1:39.254	+1.181	16:41:03.459
6	1:38.581	+0.508	16:42:42.040
7	1:38.221	+0.148	16:44:20.261
8	1:39.708	+1.635	16:45:59.969
9	1:38.504	+0.431	16:47:38.473
(63) Andy TOONE			
1	1:45.539	+7.664	16:34:27.868
2	1:39.972	+2.097	16:36:07.840
3	1:40.066	+2.191	16:37:47.906
4	1:39.748	+1.873	16:39:27.654
5	1:38.905	+1.030	16:41:06.559
6	1:39.374	+1.499	16:42:45.933
7	1:37.875		16:44:23.808
8	1:38.480	+0.605	16:46:02.288
9	1:40.751	+2.876	16:47:43.039
(93) Andrew O'CONNELL			
1	1:45.664	+7.295	16:34:28.667
2	1:39.594	+1.225	16:36:08.261
3	1:40.056	+1.687	16:37:48.317
4	1:39.965	+1.596	16:39:28.282
5	1:38.610	+0.241	16:41:06.892
6	1:39.157	+0.788	16:42:46.049
7	1:38.369		16:44:24.418
8	1:41.009	+2.640	16:46:05.427
9	1:39.991	+1.622	16:47:45.418
(2) Peter LAWRENCE			
1	1:48.265	+10.294	16:34:31.959
2	1:40.631	+2.660	16:36:12.590
3	1:39.707	+1.736	16:37:52.297
4	1:38.738	+0.767	16:39:31.035

5	1:38.634	+0.663	16:41:09.669
6	1:38.999	+1.028	16:42:48.668
7	1:37.971		16:44:26.639
8	1:39.498	+1.527	16:46:06.137
9	1:42.832	+4.861	16:47:48.969
(47) David JONES			
1	1:46.113	+6.536	16:34:30.073
2	1:40.326	+0.749	16:36:10.399
3	1:41.363	+1.786	16:37:51.762
4	1:40.548	+0.971	16:39:32.310
5	1:42.103	+2.526	16:41:14.413
6	1:40.510	+0.933	16:42:54.923
7	1:39.577		16:44:34.500
8	1:40.926	+1.349	16:46:15.426
9	1:41.911	+2.334	16:47:57.337
(39) Stewart FENTON			
1	1:43.500	+4.090	16:34:26.159
2	1:40.063	+0.653	16:36:06.222
3	1:56.499	+17.089	16:38:02.721
4	1:39.946	+0.536	16:39:42.667
5	1:41.252	+1.842	16:41:23.919
6	1:39.410		16:43:03.329
7	1:40.291	+0.881	16:44:43.620
8	1:40.380	+0.970	16:46:24.000
9	1:39.573	+0.163	16:48:03.573
(6) Paul DUDLEY			
1	1:46.986	+7.393	16:34:30.829
2	1:43.582	+3.989	16:36:14.411
3	1:41.908	+2.315	16:37:56.319
4	1:41.357	+1.764	16:39:37.676
5	1:41.756	+2.163	16:41:19.432
6	1:42.687	+3.094	16:43:02.119
7	1:41.098	+1.505	16:44:43.217
8	1:41.278	+1.685	16:46:24.495
9	1:39.593		16:48:04.088
(58) Mick GRANT			
1	1:46.096	+4.219	16:34:29.827
2	1:52.923	+11.046	16:36:22.750
3	1:44.542	+2.665	16:38:07.292
4	1:43.004	+1.127	16:39:50.296
5	1:42.007	+0.130	16:41:32.303
6	1:42.643	+0.766	16:43:14.946
7	1:42.695	+0.818	16:44:57.641
8	1:41.877		16:46:39.518
9	1:45.467	+3.590	16:48:24.985
(11) Nick STARKEY			
1	1:48.246	+6.156	16:34:34.827
2	1:45.611	+3.521	16:36:20.438
3	1:44.628	+2.538	16:38:05.066
4	1:42.474	+0.384	16:39:47.540
5	1:42.445	+0.355	16:41:29.985
6	1:42.476	+0.386	16:43:12.461
7	1:42.090		16:44:54.551
8	1:49.103	+7.013	16:46:43.654
9	1:54.660	+12.570	16:48:38.314

(91) Steve QUENBY			
1	1:47.680	+3.123	16:34:32.201
2	1:45.221	+0.664	16:36:17.422
3	1:45.446	+0.889	16:38:02.868
4	1:44.557		16:39:47.425
5	1:44.862	+0.305	16:41:32.287
6	1:46.139	+1.582	16:43:18.426
7	1:47.844	+3.287	16:45:06.270
8	1:47.059	+2.502	16:46:53.329
9	1:46.736	+2.179	16:48:40.065
(90) Peter FRENCH			
1	1:53.448	+7.924	16:34:38.081
2	1:48.201	+2.677	16:36:26.282
3	1:48.553	+3.029	16:38:14.835
4	1:45.524		16:40:00.359
5	1:45.809	+0.285	16:41:46.168
6	1:46.560	+1.036	16:43:32.728
7	1:46.281	+0.757	16:45:19.009
8	1:45.826	+0.302	16:47:04.835
9	1:46.595	+1.071	16:48:51.430
(27) Garry LAPINSKIS			
1	1:50.278	+4.066	16:34:35.132
2	1:50.043	+3.831	16:36:25.175
3	1:49.280	+3.068	16:38:14.455
4	1:47.284	+1.072	16:40:01.739
5	1:47.625	+1.413	16:41:49.364
6	1:46.759	+0.547	16:43:36.123
7	1:46.212		16:45:22.335
8	1:48.229	+2.017	16:47:10.564
9	1:47.279	+1.067	16:48:57.843
(70) Michael PEARCE			
1	1:54.270	+5.867	16:34:39.949
2	1:50.346	+1.943	16:36:30.295
3	1:50.291	+1.888	16:38:20.586
4	1:48.403		16:40:08.989
5	1:48.863	+0.460	16:41:57.852
6	1:50.186	+1.783	16:43:48.038
7	1:50.946	+2.543	16:45:38.984
8	1:51.757	+3.354	16:47:30.741
(77) Chris GRAY			
1	1:58.009	+6.833	16:34:44.437
2	1:53.881	+2.705	16:36:38.318
3	1:53.314	+2.138	16:38:31.632
4	1:53.468	+2.292	16:40:25.100
5	1:52.062	+0.886	16:42:17.162
6	1:51.176		16:44:08.338
7	1:52.938	+1.762	16:46:01.276
8	1:52.071	+0.895	16:47:53.347
(17) Chris BROOKS			
1	1:58.083	+6.499	16:34:43.935
2	1:53.863	+2.279	16:36:37.798
3	1:52.938	+1.354	16:38:30.736
4	1:53.558	+1.974	16:40:24.294
5	1:51.816	+0.232	16:42:16.110
6	1:51.584		16:44:07.694
7	1:52.601	+1.017	16:46:00.295

Clerk of the Course - Sig. Time

Orbits 4

Chief Timekeeper - Ian Sharp (SMART)

www.amb-it.com

Track

Weather

www.mylaps.com

Results on smart-timing.co.uk & mylaps.com

Licensed to: SMART


Tiger v Caterham Challenge

Cadwell Park 2.173 Miles

Race 17 - Second Race

07/09/2008 15:10

Race started at 16:32:39



Lap	Lap Tm	Diff	Time of Day
8	1:54.369	+2.785	16:47:54.664
(99) Dave DAVIES			
1	1:59.794	+8.239	16:34:45.864
2	1:53.240	+1.685	16:36:39.104
3	1:53.860	+2.305	16:38:32.964
4	1:54.251	+2.696	16:40:27.215
5	1:52.683	+1.128	16:42:19.898
6	1:51.555		16:44:11.453
7	1:56.500	+4.945	16:46:07.953
8	1:53.469	+1.914	16:48:01.422
(50) John WALTON			
1	1:55.816	+5.946	16:34:41.421
2	1:49.870		16:36:31.291
3	1:51.532	+1.662	16:38:22.823

Lap Lap Tm Diff Time of Day

Lap Lap Tm Diff Time of Day

Tiger v Caterham Challenge

Cadwell Park 2.173 Miles

Race 17 - Second Race

07/09/2008 15:10

Race started at 16:32:39

Competitors	Laps									
	0	1	2	3	4	5	6	7	8	9
Mark STEWARD (69)	1	69	69	69	69	69	69	74	74	74
Ian BROWN (37)	2	37	39	39	37	37	74	74	69	69
Andy TOONE (63)	3	63	37	37	63	74	37	37	37	37
Stewart FENTON (39)	4	39	63	63	74	63	63	63	63	63
Andrew O'CONNELL (93)	5	93	93	93	93	93	93	93	93	93
Peter LAWRENCE (2)	6	2	58	47	47	2	2	2	2	2
Mick GRANT (58)	7	58	47	74	2	47	47	47	47	47
Paul DUDLEY (6)	8	6	6	2	6	6	6	6	39	39
David JONES (47)	9	47	2	6	39	39	39	39	6	6
Steve QUENBY (91)	10	91	91	91	91	11	11	11	58	58
Peter FRENCH (90)	11	90	74	11	11	11	91	58	58	11
Garry LAPINSKIS (27)	12	27	11	58	58	58	58	91	91	91
John WALTON (50)	13	50	27	27	27	90	90	90	90	90
Michael PEARCE (70)	14	70	90	90	90	27	27	27	27	27
Chris BROOKS (17)	15	17	70	70	70	70	70	70	70	70
Dave DAVIES (99)	16	99	50	50	50	17	17	17	17	77
Chris GRAY (77)	17	77	17	17	17	77	77	77	77	17
Ben SHALDERS (74)	18	74	77	77	77	99	99	99	99	99
Nick STARKEY (11)	19	11	99	99	99					
-	20									
-	21									
-	22									
-	23									

CSCC Zircotec Future Classics

Cadwell Park 2.173 Miles

Race 18

07/09/2008 15:20

Race started at 16:56:57

Pos	No.	Name	Make/Model	CC	Class	Laps	Total Tm	Diff	Best Tm
1	7	Martyn ADAMS / Jon WOLFE	Triumph TR7V8	3900	E	22	39:47.923		1:42.988
2	30	Nikolas OLSON	Lotus Esprit S3	2200	D	22	39:48.661	0.738	1:43.649
3	98	Alan PRICE	Triumph TR7V8	3947	E	22	41:10.266	1:22.343	1:46.960
4	88	Carey LEWIS / Nick REYNOLDS	Rover 216 GTi	1598	B	21	39:51.194	1 Lap	1:48.091
5	15	Mark Harris	Porsche 944	2900	D	21	40:18.378	1 Lap	1:48.342
6	17	Mark RUSSELL / Ray INGMAN	Jaguar XJS	6000	E	21	40:21.119	1 Lap	1:49.799
7	12	Glenn MASON / Malcolm McADAM	Mazda MX5	1595	B	21	41:08.050	1 Lap	1:50.220
8	6	Mark HOBBS / Jeremy CLARK	Mazda MX5	1989	B	21	41:21.631	1 Lap	1:49.995
9	81	Neil ICETON / Mark HAZELDON	Pugeot 205	1580	B	20	40:08.476	2 Laps	1:54.434
10	61	Paul DOLAN	BMW 323i	2700	D	20	40:14.813	2 Laps	1:50.980
11	22	Robert HOLLYMAN	Porsche 944	3000	D	20	40:15.505	2 Laps	1:50.760
12	23	Steve FURNESS	MG MGF	1800	C	20	40:44.472	2 Laps	1:54.634
13	41	Mark HUMPHRIES	Triumph TR7	2000	C	20	41:04.779	2 Laps	1:56.339
14	39	Jon JEFFERY	Davrian Mk8	1147	A	20	41:34.768	2 Laps	1:54.820
15	35	Steve JAY / Richard MURTHA	Porsche 944 Turbo	3479	E	20	41:35.178	2 Laps	1:56.643
16	94	Richard PERKS	Porsche 944	3000	D	19	39:57.161	3 Laps	1:57.968

Not classified (80% = 17 Laps)

DNF	78	Nick GWINNUTT / Lawrence COPPOCK	Jaguar XJ6	3990	E	19	39:39.869	DNF	1:54.168
DNF	29	Roger HAYES	Toyota Supra Turbo	2954	E	16	32:19.894	DNF	1:54.372
DNF	10	Joss RONCHETTI / Philip SEAMAN	Talbot Sunbeam Lotus	2580	D	15	27:20.605	DNF	1:42.583
DNF	36	Robert ALMAN	Toyota MR2	1997	C	5	10:19.011	DNF	1:59.395
DNS	44	Daniel RYAN / Cliff RYAN	Ford Escort Mexico	1600	C			DNS	

Margin of Victory	Avg. Speed	Best Lap Tm	Best Spd	Best Lap by
0.738	72.072	1:42.583	76.258	10 - Joss RONCHETTI / Philip SEAMAN

Clerk of the Course - Sig.	Time	Orbits 4
Chief Timekeeper - Ian Sharp (SMART)		www.amb-it.com
Track	Weather	www.mylaps.com
Results on smart-timing.co.uk & mylaps.com		Licensed to: SMART

BRSCC/CSCC Classic & Jaguar Race Meeting

CSCC Zircotec Future Classics

Cadwell Park 2.173 Miles

Race 18

07/09/2008 15:20

Race started at 16:56:57

Lap	Lap Tm	Diff	Time of Day
(7) Martyn ADAMS / Jon WOLFE			
1	1:49.110	+6.122	16:58:48.778
2	1:46.266	+3.278	17:00:35.044
3	1:47.607	+4.619	17:02:22.651
4	1:47.142	+4.154	17:04:09.793
5	1:46.208	+3.220	17:05:56.001
6	1:46.649	+3.661	17:07:42.650
7	1:46.253	+3.265	17:09:28.903
8	1:47.059	+4.071	17:11:15.962
9	1:47.029	+4.041	17:13:02.991
10	1:48.012	+5.024	17:14:51.003
11	2:34.058	+51.070	17:17:25.061
12	1:50.202	+7.214	17:19:15.263
13	1:44.657	+1.669	17:20:59.920
14	1:48.889	+5.901	17:22:48.809
15	1:45.130	+2.142	17:24:33.939
16	1:44.839	+1.851	17:26:18.778
17	1:45.416	+2.428	17:28:04.194
18	1:43.474	+0.486	17:29:47.668
19	1:44.148	+1.160	17:31:31.816
20	1:45.160	+2.172	17:33:16.976
21	1:42.988		17:34:59.964
22	1:45.328	+2.340	17:36:45.292
(30) Nikolas OLSON			
1	1:49.977	+6.328	16:58:50.244
2	1:45.834	+2.185	17:00:36.078
3	1:47.580	+3.931	17:02:23.658
4	1:47.101	+3.452	17:04:10.759
5	1:47.110	+3.461	17:05:57.869
6	1:45.946	+2.297	17:07:43.815
7	1:46.130	+2.481	17:09:29.945
8	1:46.856	+3.207	17:11:16.801
9	2:25.240	+41.591	17:13:42.041
10	1:51.873	+8.224	17:15:33.914
11	1:44.320	+0.671	17:17:18.234
12	1:46.571	+2.922	17:19:04.805
13	1:45.550	+1.901	17:20:50.355
14	1:45.037	+1.388	17:22:35.392
15	1:45.414	+1.765	17:24:20.806
16	1:46.586	+2.937	17:26:07.392
17	1:51.564	+7.915	17:27:58.956
18	1:47.309	+3.660	17:29:46.265
19	1:44.444	+0.795	17:31:30.709
20	1:44.783	+1.134	17:33:15.492
21	1:43.649		17:34:59.141
22	1:46.889	+3.240	17:36:46.030

Lap	Lap Tm	Diff	Time of Day
(98) Alan PRICE			
1	1:54.670	+7.710	16:58:55.495
2	1:49.082	+2.122	17:00:44.577
3	1:47.600	+0.100	17:02:31.637
4	1:48.055	+1.095	17:04:19.692
5	1:48.028	+1.068	17:06:07.720
6	1:47.603	+0.643	17:07:55.323
7	1:46.960		17:09:42.283
8	1:47.185	+0.225	17:11:29.468
9	1:47.535	+0.575	17:13:17.003
10	1:47.914	+0.954	17:15:04.917
11	3:03.519	+1:16.559	17:18:08.436

Lap	Lap Tm	Diff	Time of Day
12	1:53.967	+7.007	17:20:02.403
13	1:48.052	+1.092	17:21:50.455
14	1:48.390	+1.430	17:23:38.845
15	1:47.788	+0.828	17:25:26.633
16	1:50.023	+3.063	17:27:16.656
17	1:48.468	+1.508	17:29:05.124
18	1:47.459	+0.499	17:30:52.583
19	1:49.244	+2.284	17:32:41.827
20	1:48.563	+1.603	17:34:30.390
21	1:49.194	+2.234	17:36:19.584
22	1:48.051	+1.091	17:38:07.635

Lap	Lap Tm	Diff	Time of Day
(88) Carey LEWIS / Nick REYNOLDS			
1	1:54.355	+6.264	16:58:54.711
2	1:49.078	+0.987	17:00:43.789
3	1:49.596	+1.505	17:02:33.385
4	1:48.508	+0.417	17:04:21.893
5	1:48.091		17:06:09.984
6	1:48.129	+0.038	17:07:58.113
7	1:48.510	+0.419	17:09:46.623
8	1:48.852	+0.761	17:11:35.475
9	1:48.675	+0.584	17:13:24.150
10	1:48.997	+0.906	17:15:13.147
11	1:49.103	+1.012	17:17:02.250
12	1:48.459	+0.368	17:18:50.709
13	2:20.577	+32.486	17:21:11.286
14	1:57.925	+9.834	17:23:09.211
15	1:53.120	+5.029	17:25:02.331
16	2:12.853	+24.762	17:27:15.184
17	1:57.105	+9.014	17:29:12.289
18	1:53.158	+5.067	17:31:05.447
19	1:52.431	+4.340	17:32:57.878
20	1:53.778	+5.687	17:34:51.656
21	1:56.907	+8.816	17:36:48.563

Lap	Lap Tm	Diff	Time of Day
(15) Mark Harris			
1	1:54.374	+6.032	16:58:55.885
2	1:49.926	+1.584	17:00:45.811
3	1:53.579	+5.237	17:02:39.390
4	1:52.636	+4.294	17:04:32.026
5	1:51.110	+2.768	17:06:23.136
6	1:51.157	+2.815	17:08:14.293
7	1:50.251	+1.909	17:10:04.544
8	1:50.182	+1.840	17:11:54.726
9	1:49.729	+1.387	17:13:44.455
10	1:51.839	+3.497	17:15:36.294
11	2:50.735	+1:02.393	17:18:27.029
12	1:54.537	+6.195	17:20:21.566
13	1:49.074	+0.732	17:22:10.640
14	1:53.499	+5.157	17:24:04.139
15	1:54.999	+6.657	17:25:59.138
16	1:53.883	+5.541	17:27:53.021
17	1:53.654	+5.312	17:29:46.675
18	1:49.706	+1.364	17:31:36.381
19	1:48.342		17:33:24.723
20	1:52.713	+4.371	17:35:17.436
21	1:58.311	+9.969	17:37:15.747

Lap	Lap Tm	Diff	Time of Day
(17) Mark RUSSELL / Ray INGMAN			
1	1:54.996	+5.197	16:58:57.378
2	1:49.799		17:00:47.177

Lap	Lap Tm	Diff	Time of Day
3	1:50.726	+0.927	17:02:37.903
4	1:51.313	+1.514	17:04:29.216
5	1:50.717	+0.918	17:06:19.933
6	1:51.185	+1.386	17:08:11.118
7	1:50.747	+0.948	17:10:01.865
8	1:51.551	+1.752	17:11:53.416
9	1:50.095	+0.296	17:13:43.511
10	1:51.918	+2.119	17:15:35.429
11	2:39.522	+49.723	17:18:14.951
12	1:58.367	+8.568	17:20:13.318
13	1:54.836	+5.037	17:22:08.154
14	1:54.907	+5.108	17:24:03.061
15	1:55.345	+5.546	17:25:58.406
16	1:53.973	+4.174	17:27:52.379
17	1:53.511	+3.712	17:29:45.890
18	1:53.370	+3.571	17:31:39.260
19	1:52.520	+2.721	17:33:31.780
20	1:53.473	+3.674	17:35:25.253
21	1:53.235	+3.436	17:37:18.488

Lap	Lap Tm	Diff	Time of Day
(12) Glenn MASON / Malcolm McADAM			
1	2:00.999	+10.779	16:59:03.000
2	1:56.252	+6.032	17:00:59.252
3	1:56.004	+5.784	17:02:55.256
4	1:55.974	+5.754	17:04:51.230
5	1:55.248	+5.028	17:06:46.478
6	1:54.159	+3.939	17:08:40.637
7	1:54.044	+3.824	17:10:34.681
8	1:53.755	+3.535	17:12:28.436
9	1:55.132	+4.912	17:14:23.568
10	1:55.180	+4.960	17:16:18.748
11	2:55.875	+1:05.655	17:19:14.623
12	1:58.063	+7.843	17:21:12.686
13	1:51.644	+1.424	17:23:04.330
14	1:51.690	+1.470	17:24:56.020
15	1:55.639	+5.419	17:26:51.659
16	1:57.088	+6.868	17:28:48.747
17	1:51.539	+1.319	17:30:40.286
18	1:52.543	+2.323	17:32:32.829
19	1:50.878	+0.658	17:34:23.707
20	1:51.492	+1.272	17:36:15.199
21	1:50.220		17:38:05.419

Lap	Lap Tm	Diff	Time of Day
(6) Mark HOBBS / Jeremy CLARK			
1	1:58.117	+8.122	16:58:58.943
2	1:52.816	+2.821	17:00:51.759
3	1:52.578	+2.583	17:02:44.337
4	1:52.200	+2.205	17:04:36.537
5	1:52.034	+2.039	17:06:28.571
6	1:54.046	+4.051	17:08:22.617
7	1:53.798	+3.803	17:10:16.415
8	1:52.767	+2.772	17:12:09.182
9	2:19.330	+29.335	17:14:28.512
10	1:52.986	+2.991	17:16:21.498
11	3:12.454	+1:22.459	17:19:33.952
12	1:57.949	+7.954	17:21:31.901
13	1:51.651	+1.656	17:23:23.552
14	1:51.158	+1.163	17:25:14.710
15	1:51.782	+1.787	17:27:06.492
16	1:51.443	+1.448	17:28:57.935
17	1:53.094	+3.099	17:30:51.029

BRSCC/CSCC Classic & Jaguar Race Meeting


CSCC Zircotec Future Classics

Cadwell Park 2.173 Miles

Race 18

07/09/2008 15:20

Race started at 16:56:57



Lap	Lap Tm	Diff	Time of Day
18	1:52.622	+2.627	17:32:43.651
19	1:52.745	+2.750	17:34:36.396
20	1:52.609	+2.614	17:36:29.005
21	1:49.995		17:38:19.000

(81) Neil ICETON / Mark HAZELDON

Lap	Lap Tm	Diff	Time of Day
1	2:07.119	+12.685	16:59:11.143
2	1:59.781	+5.347	17:01:10.924
3	1:57.957	+3.523	17:03:08.881
4	1:58.913	+4.479	17:05:07.794
5	1:57.799	+3.365	17:07:05.593
6	1:57.077	+2.643	17:09:02.670
7	1:57.459	+3.025	17:11:00.129
8	1:56.704	+2.270	17:12:56.833
9	1:58.843	+4.409	17:14:55.676
10	1:55.281	+0.847	17:16:50.957
11	2:51.683	+57.249	17:19:42.640
12	2:01.779	+7.345	17:21:44.419
13	1:57.523	+3.089	17:23:41.942
14	1:54.440	+0.006	17:25:36.382
15	1:54.434		17:27:30.816
16	1:54.931	+0.497	17:29:25.747
17	1:55.072	+0.638	17:31:20.819
18	1:54.434		17:33:15.253
19	1:55.419	+0.985	17:35:10.672
20	1:55.173	+0.739	17:37:05.845

(61) Paul DOLAN

Lap	Lap Tm	Diff	Time of Day
1	1:59.035	+8.055	16:59:00.068
2	1:53.123	+2.143	17:00:53.191
3	1:52.821	+1.841	17:02:46.012
4	1:52.515	+1.535	17:04:38.527
5	1:52.249	+1.269	17:06:30.776
6	1:52.384	+1.404	17:08:23.160
7	1:51.135	+0.155	17:10:14.295
8	1:51.852	+0.872	17:12:06.147
9	1:50.980		17:13:57.127
10	2:01.601	+10.621	17:15:58.728
11	3:00.739	+1:09.759	17:18:59.467
12	1:56.289	+5.309	17:20:55.756
13	1:53.583	+2.603	17:22:49.339
14	1:52.277	+1.297	17:24:41.616
15	1:51.661	+0.681	17:26:33.277
16	1:54.191	+3.211	17:28:27.468
17	1:52.545	+1.565	17:30:20.013
18	1:56.114	+5.134	17:32:16.127
19	1:51.709	+0.729	17:34:07.836
20	3:04.346	+1:13.366	17:37:12.182

(22) Robert HOLLYMAN

Lap	Lap Tm	Diff	Time of Day
1	2:02.936	+12.176	16:59:07.156
2	1:55.307	+4.547	17:01:02.463
3	1:53.899	+3.139	17:02:56.362
4	1:54.886	+4.126	17:04:51.248
5	1:53.211	+2.451	17:06:44.459
6	1:53.605	+2.845	17:08:38.064
7	1:53.824	+3.064	17:10:31.888
8	1:55.400	+4.640	17:12:27.288
9	1:56.000	+5.240	17:14:23.288
10	3:53.320	+2:02.560	17:18:16.608
11	1:57.340	+6.580	17:20:13.948

Lap	Lap Tm	Diff	Time of Day
12	1:55.168	+4.408	17:22:09.116
13	1:54.582	+3.822	17:24:03.698
14	1:53.629	+2.869	17:25:57.327
15	1:51.608	+0.848	17:27:48.935
16	1:52.055	+1.295	17:29:40.990
17	1:52.732	+1.972	17:31:33.722
18	1:50.760		17:33:24.482
19	1:53.358	+2.598	17:35:17.840
20	1:55.034	+4.274	17:37:12.874

(23) Steve FURNESS

Lap	Lap Tm	Diff	Time of Day
1	2:04.898	+10.264	16:59:08.168
2	1:58.489	+3.855	17:01:06.657
3	1:57.577	+2.943	17:03:04.234
4	1:56.946	+2.312	17:05:01.180
5	1:55.646	+1.012	17:06:56.826
6	1:55.295	+0.661	17:08:52.121
7	1:55.102	+0.468	17:10:47.223
8	1:57.230	+2.596	17:12:44.453
9	3:25.871	+1:31.237	17:16:10.324
10	1:54.634		17:18:04.958
11	1:55.371	+0.737	17:20:00.329
12	1:55.322	+0.688	17:21:55.651
13	1:54.862	+0.228	17:23:50.513
14	2:09.064	+14.430	17:25:59.577
15	1:59.524	+4.890	17:27:59.101
16	1:57.122	+2.488	17:29:56.223
17	1:55.452	+0.818	17:31:51.675
18	1:57.511	+2.877	17:33:49.186
19	1:56.502	+1.868	17:35:45.688
20	1:56.153	+1.519	17:37:41.841

(41) Mark HUMPHRIES

Lap	Lap Tm	Diff	Time of Day
1	2:11.408	+15.069	16:59:15.941
2	2:01.847	+5.508	17:01:17.788
3	2:00.484	+4.145	17:03:18.272
4	1:59.770	+3.431	17:05:18.042
5	1:58.876	+2.537	17:07:16.918
6	1:59.215	+2.876	17:09:16.133
7	1:58.450	+2.111	17:11:14.583
8	3:14.226	+1:17.887	17:14:28.809
9	2:01.177	+4.838	17:16:29.986
10	1:56.855	+0.516	17:18:26.841
11	1:58.375	+2.036	17:20:25.216
12	1:58.178	+1.839	17:22:23.394
13	1:58.041	+1.702	17:24:21.435
14	1:57.265	+0.926	17:26:18.700
15	1:56.339		17:28:15.039
16	1:57.574	+1.235	17:30:12.613
17	1:57.103	+0.764	17:32:09.716
18	1:56.748	+0.409	17:34:06.464
19	1:57.462	+1.123	17:36:03.926
20	1:58.222	+1.883	17:38:02.148

(39) Jon JEFFERY

Lap	Lap Tm	Diff	Time of Day
1	2:09.369	+14.549	16:59:13.019
2	2:01.425	+6.605	17:01:14.444
3	1:59.953	+5.133	17:03:14.397
4	1:59.197	+4.377	17:05:13.594
5	1:59.041	+4.221	17:07:12.635
6	1:58.255	+3.435	17:09:10.890

Lap	Lap Tm	Diff	Time of Day
7	1:57.210	+2.390	17:11:08.100
8	1:57.731	+2.911	17:13:05.831
9	1:56.274	+1.454	17:15:02.105
10	3:17.081	+1:22.261	17:18:19.186
11	2:05.231	+10.411	17:20:24.417
12	1:54.866	+0.046	17:22:19.283
13	1:56.107	+1.287	17:24:15.390
14	1:59.850	+5.030	17:26:15.240
15	2:21.661	+26.841	17:28:36.901
16	2:05.547	+10.727	17:30:42.448
17	1:54.820		17:32:37.268
18	1:58.238	+3.418	17:34:35.506
19	1:58.949	+4.129	17:36:34.455
20	1:57.682	+2.862	17:38:32.137

(35) Steve JAY / Richard MURTHA


Lap	Lap Tm	Diff	Time of Day
1	2:04.999	+8.356	16:59:09.742
2	1:59.977	+3.334	17:01:09.719
3	1:58.015	+1.372	17:03:07.734
4	1:58.866	+2.223	17:05:06.600
5	1:58.102	+1.459	17:07:04.702
6	1:56.778	+0.135	17:09:01.480
7	1:57.729	+1.086	17:10:59.209
8	1:56.643		17:12:55.852
9	3:17.691	+1:21.048	17:16:13.543
10	2:07.199	+10.556	17:18:20.742
11	2:01.254	+4.611	17:20:21.996
12	2:00.754	+4.111	17:22:22.750
13	2:03.865	+7.222	17:24:26.615
14	2:04.495	+7.852	17:26:31.110
15	2:00.421	+3.778	17:28:31.531
16	2:00.451	+3.808	17:30:31.982
17	2:01.934	+5.291	17:32:33.916
18	2:00.577	+3.934	17:34:34.493
19	1:59.015	+2.372	17:36:33.508
20	1:59.039	+2.396	17:38:32.547

(94) Richard PERKS

Lap	Lap Tm	Diff	Time of Day
1	2:09.719	+11.751	16:59:14.023
2	2:01.931	+3.963	17:01:15.954
3	2:00.080	+2.112	17:03:16.034
4	1:59.768	+1.800	17:05:15.802
5	1:58.835	+0.867	17:07:14.637
6	2:00.017	+2.049	17:09:14.654
7	1:57.968		17:11:12.622
8	2:00.619	+2.651	17:13:13.241
9	1:59.555	+1.587	17:15:12.796
10	3:24.952	+1:26.984	17:18:37.748
11	2:08.677	+10.709	17:20:46.425
12	2:00.926	+2.958	17:22:47.351
13	2:01.339	+3.371	17:24:48.690
14	2:00.194	+2.226	17:26:48.884
15	2:01.600	+3.632	17:28:50.484
16	1:59.905	+1.937	17:30:50.389
17	2:00.470	+2.502	17:32:50.859
18	2:00.275	+2.307	17:34:51.134
19	2:03.396	+5.428	17:36:54.530

(78) Nick GWINNUTT / Lawrence COPPOCK

Lap	Lap Tm	Diff	Time of Day
1	1:59.004	+4.836	16:59:01.822
2	1:54.168		17:00:55.990



Lap	Lap Tm	Diff	Time of Day
3	1:55.462	+1.294	17:02:51.452
4	1:55.406	+1.238	17:04:46.858
5	1:55.187	+1.019	17:06:42.045
6	1:55.341	+1.173	17:08:37.386
7	1:54.202	+0.034	17:10:31.588
8	1:55.063	+0.895	17:12:26.651
9	1:55.744	+1.576	17:14:22.395
10	1:54.353	+0.185	17:16:16.748
11	4:35.632	+2:41.464	17:20:52.380
12	2:02.990	+8.822	17:22:55.370
13	1:58.040	+3.872	17:24:53.410
14	1:57.256	+3.088	17:26:50.666
15	1:59.432	+5.264	17:28:50.098
16	1:55.499	+1.331	17:30:45.597
17	1:56.660	+2.492	17:32:42.257
18	1:56.946	+2.778	17:34:39.203
19	1:58.035	+3.867	17:36:37.238

(29) Roger HAYES

1	2:01.431	+7.059	16:59:04.509
2	1:57.920	+3.548	17:01:02.429
3	1:57.055	+2.683	17:02:59.484
4	1:56.789	+2.417	17:04:56.273
5	1:55.499	+1.127	17:06:51.772
6	1:55.671	+1.299	17:08:47.443
7	1:56.149	+1.777	17:10:43.592
8	3:00.862	+1:06.490	17:13:44.454
9	2:03.100	+8.728	17:15:47.554
10	1:55.657	+1.285	17:17:43.211
11	1:56.732	+2.360	17:19:39.943
12	1:55.583	+1.211	17:21:35.526
13	1:54.372		17:23:29.898
14	1:55.216	+0.844	17:25:25.114
15	1:57.078	+2.706	17:27:22.192
16	1:55.071	+0.699	17:29:17.263

(10) Joss RONCHETTI / Philip SEAMAN

1	1:45.206	+2.623	16:58:44.867
2	1:42.583		17:00:27.450
3	1:42.953	+0.370	17:02:10.403
4	1:42.962	+0.379	17:03:53.365
5	1:44.741	+2.158	17:05:38.106
6	1:44.714	+2.131	17:07:22.820
7	1:44.745	+2.162	17:09:07.565
8	1:42.849	+0.266	17:10:50.414
9	1:42.829	+0.246	17:12:33.243
10	1:44.190	+1.607	17:14:17.433
11	1:43.498	+0.915	17:16:00.931
12	2:51.864	+1:09.281	17:18:52.795
13	1:55.985	+13.402	17:20:48.780
14	1:44.741	+2.158	17:22:33.521
15	1:44.453	+1.870	17:24:17.974

(36) Robert ALMAN

1	2:10.139	+10.744	16:59:15.134
2	2:01.925	+2.530	17:01:17.059
3	2:00.057	+0.662	17:03:17.116
4	1:59.869	+0.474	17:05:16.985
5	1:59.395		17:07:16.380

Lap	Lap Tm	Diff	Time of Day
-----	--------	------	-------------

Lap	Lap Tm	Diff	Time of Day
-----	--------	------	-------------

CSCC Zircotec Future Classics

Cadwell Park 2.173 Miles

Race 18

07/09/2008 15:20

Race started at 16:56:57

Competitors	Laps																							
		0	1	2	3	4	5	6	7	8	9	10	11	12	13	14	15	16	17	18	19	20	21	22
Joss RONCHETTI / Philip SEAMAN (1	10	10	10	10	10	10	10	10	10	10	10	10	10	88	10	10	10	30	30	30	30	30	7
Martyn ADAMS / Jon WOLFE (7)	2	7	7	7	7	7	7	7	7	7	7	7	7	88	10	30	30	7	7	7	7	7	30	
Nikolas OLSON (30)	3	30	30	30	30	30	30	30	30	30	98	98	30	30	7	7	88	98	98	98	98	98	98	
Carey LEWIS / Nick REYNOLDS (88)	4	88	88	88	98	98	98	98	98	98	88	88	7	7	88	88	98	88	88	88	88	88	88	
Alan PRICE (98)	5	98	98	98	88	88	88	88	88	88	30	30	98	98	98	98	98	17	17	15	15	15	15	
Mark HOBBS / Jeremy CLARK (6)	6	6	15	15	17	17	17	17	17	17	17	17	17	17	17	17	17	15	15	17	17	17	17	
Paul DOLAN (61)	7	61	17	17	15	15	15	15	15	15	15	15	15	15	15	15	61	61	61	61	12	12	12	
Mark Harris (15)	8	15	6	6	6	6	6	6	61	61	61	61	61	61	61	61	12	12	12	12	6	6	6	
Glenn MASON / Malcolm McADAM (9	12	61	61	61	61	61	6	6	78	78	12	12	12	12	12	6	6	6	6	81			
Mark RUSSELL / Ray INGMAN (17)	10	17	78	78	78	78	78	78	78	22	12	6	6	6	6	6	29	81	81	81	61			
Nick GWINNUTT / Lawrence COPPC	11	78	12	12	12	12	22	22	22	22	12	6	29	29	29	29	29	81	22	22	22	22		
Roger HAYES (29)	12	29	29	29	22	22	12	12	12	12	6	81	81	81	81	81	81	22	23	23	23	23		
Steve FURNESS (23)	13	23	22	22	29	29	29	29	29	23	81	29	23	23	23	22	22	23	41	41	41	41		
Jon JEFFERY (39)	14	39	23	23	23	23	23	23	35	39	23	22	22	22	23	23	41	35	35	35	39			
Neil ICETON / Mark HAZELDON (81)	15	81	35	35	35	35	35	35	81	94	22	35	39	39	39	41	35	39	39	39	35			
Robert HOLLYMAN (22)	16	22	81	81	81	81	81	81	39	29	39	39	35	41	41	35	39	78	78	78				
Richard PERKS (94)	17	94	39	39	39	39	39	39	94	23	35	41	41	35	35	39	78	94	94	94				
Mark HUMPHRIES (41)	18	41	94	94	94	94	94	94	29	35	41	94	94	94	94	78	94							
Steve JAY / Richard MURTHA (35)	19	35	36	36	36	36	36	41	41	41	41	94	78	78	78	78	94							
Robert ALMAN (36)	20	36	41	41	41	41	41																	
-	21																							

Sports v Saloon Challenge with JEC Powered by Jaguar and RAF Challenge Chelmsford Park 2.173 Miles

Race 19

07/09/2008 16:20

Race started at 17:47:31

Pos	No.	Name	Make/Model	CC	Cl	Laps	Total Tm	Diff	Best Tm	Best Spd
1	17	Ben SHALDERS	Caterham 7	1800	E	9	14:49.085		1:35.711	81.734
2	37	Ian BROWN	Caterham R400	1800	E	9	14:53.297	4.212	1:37.634	80.124
3	93	Andrew O'CONNELL	Caterham R400	1800	E	9	14:55.884	6.799	1:37.563	80.182
4	2	Peter LAWRNCE	Caterham Superlight	1800	E	9	14:56.806	7.721	1:37.316	80.386
5	69	Mark STEWARD	Tiger RS6	2000	B	9	15:06.772	17.687	1:37.542	80.199
6	63	Andy TOONE	Caterham	1800	E	9	15:16.105	27.020	1:36.962	80.679
7	11	Nick STARKEY	Caterham Superlight	1800	E	9	15:23.996	34.911	1:40.162	78.101
8	36	Ian FLETCHER	Fletcher Hornet	997	R	9	15:28.016	38.931	1:41.094	77.381
9	55	Darren BERRIS	Westfield V8	3950	R	9	15:40.344	51.259	1:42.282	76.483
10	90	Peter FRENCH	Caterham R400	1800	E	9	16:11.436	1:22.351	1:45.679	74.024
11	6	Pete HALLFORD	Chevrolet Camaro	5736	D	9	16:22.626	1:33.541	1:45.645	74.048
12	99	Mac McCARTHY	Toger Avon	2000	B	9	16:26.064	1:36.979	1:47.591	72.709
13	14	Paul TURNBULL	Reliant Scimitar GTE	2994	C	8	15:04.780	1 Lap	1:47.875	72.517
14	46	Gareth NUTLEY	Relian Scimitar SS1	1809	R	8	15:17.552	1 Lap	1:52.425	69.582
15	76	Simon FROWEN	Stewart Turner Locoblade	919	R	8	15:17.922	1 Lap	1:51.474	70.176
16	49	Brian WATSON	Stewart Turner Locoblade	929	R	8	15:17.995	1 Lap	1:52.412	69.590
17	7	Ben GOUGH	Reliant Scimitar GTE	2994	C	8	15:19.683	1 Lap	1:52.469	69.555
18	58	Simon WING	Peugeot 205 Gti	1903	R	8	15:35.913	1 Lap	1:53.911	68.675
19	31	Jason LAPPIN	Rover Metro Gti	1800	R	8	15:37.637	1 Lap	1:54.126	68.545
20	75	John DAVIES	Triumph Vitesse	2500	R	8	15:39.317	1 Lap	1:54.118	68.550
21	97	Lawrence COPPOCK	Jaguar XJS	6000	D	8	15:40.593	1 Lap	1:53.022	69.215
22	30	Paul WATERHOUSE	Peugeot 405 Mi16	1994	R	8	15:59.409	1 Lap	1:56.940	66.896
23	4	David BALL	Jaguar XJS	5300	J	8	16:11.807	1 Lap	1:57.675	66.478
24	54	Rick WALKER	Jaguar XJ6	4200	J	8	16:13.866	1 Lap	1:57.304	66.688
25	39	John HOLMES	Rover Metro Gti	1600	R	8	16:15.283	1 Lap	1:58.720	65.893
26	25	Joey BROWN	Rover Metro GTi	1400	R	8	16:36.613	1 Lap	2:01.408	64.434
27	3	Brian GEORGE	Jaguar X300	4000	D	7	15:43.285	2 Laps	2:07.028	61.583

Not classified (80% = 7 Laps)

DNS	10	Joss RONCHETTI	Sunbeam Talbot Lotus	2580	C			DNS		-
-----	----	----------------	----------------------	------	---	--	--	-----	--	---

Margin of Victory	Avg. Speed	Best Lap Tm	Best Spd	Best Lap by
4.212	79.188	1:35.711	81.734	17 - Ben SHALDERS

Clerk of the Course - Sig.	Time	Orbits 4
Chief Timekeeper - Ian Sharp (SMART)		www.amb-it.com
Track	Weather	www.mylaps.com
Results on smart-timing.co.uk & mylaps.com		Licensed to: SMART

BRSCC/CSCC Classic & Jaguar Race Meeting

Sports v Saloon Challenge with JEC Powered by Jaguar and RAF Challenge Chesham Park 2.173 Miles

Race 19

07/09/2008 16:20

Race started at 17:47:31

Lap	Lap Tm	Diff	Time of Day
(58) Simon WING			
1	2:01.846	+7.935	17:49:40.631
2	1:57.044	+3.133	17:51:37.675
3	1:54.647	+0.736	17:53:32.322
4	1:54.769	+0.858	17:55:27.091
5	1:53.911		17:57:21.002
6	1:56.172	+2.261	17:59:17.174
7	1:54.751	+0.840	18:01:11.925
8	1:55.969	+2.058	18:03:07.894

(31) Jason LAPPIN			
1	2:01.597	+7.471	17:49:41.270
2	1:55.143	+1.017	17:51:36.413
3	1:54.671	+0.545	17:53:31.084
4	1:54.703	+0.577	17:55:25.787
5	1:54.126		17:57:19.913
6	1:55.899	+1.773	17:59:15.812
7	1:54.888	+0.762	18:01:10.700
8	1:58.918	+4.792	18:03:09.618

(75) John DAVIES			
1	2:01.031	+6.913	17:49:40.096
2	1:55.422	+1.304	17:51:35.518
3	1:55.437	+1.319	17:53:30.955
4	1:56.922	+2.804	17:55:27.877
5	1:54.118		17:57:21.995
6	1:56.239	+2.121	17:59:18.234
7	1:57.081	+2.963	18:01:15.315
8	1:55.983	+1.865	18:03:11.298

(97) Lawrence COPPOCK			
1	2:06.412	+13.390	17:49:47.160
2	1:54.755	+1.733	17:51:41.915
3	1:53.022		17:53:34.937
4	1:54.661	+1.639	17:55:29.598
5	1:53.395	+0.373	17:57:22.993
6	1:57.155	+4.133	17:59:20.148
7	1:53.063	+0.041	18:01:13.211
8	1:59.363	+6.341	18:03:12.574

(30) Paul WATERHOUSE			
1	2:04.231	+7.291	17:49:43.920
2	1:58.491	+1.551	17:51:42.411
3	1:58.889	+1.949	17:53:41.300
4	1:58.668	+1.728	17:55:39.968
5	1:59.130	+2.190	17:57:39.098
6	1:58.052	+1.112	17:59:37.150
7	1:57.300	+0.360	18:01:34.450
8	1:56.940		18:03:31.390

(4) David BALL			
1	2:05.288	+7.613	17:49:45.262
2	2:01.794	+4.119	17:51:47.056
3	2:01.211	+3.536	17:53:48.267
4	2:00.359	+2.684	17:55:48.626
5	1:59.006	+1.331	17:57:47.632
6	2:00.059	+2.384	17:59:47.691
7	1:58.422	+0.747	18:01:46.113
8	1:57.675		18:03:43.788

(54) Rick WALKER

Lap	Lap Tm	Diff	Time of Day
1	2:07.088	+9.784	17:49:47.551
2	2:01.325	+4.021	17:51:48.876
3	2:01.232	+3.928	17:53:50.108
4	2:00.554	+3.250	17:55:50.662
5	2:00.305	+3.001	17:57:50.967
6	1:59.257	+1.953	17:59:50.224
7	1:58.319	+1.015	18:01:48.543
8	1:57.304		18:03:45.847

(39) John HOLMES			
1	2:06.068	+7.348	17:49:46.393
2	2:01.837	+3.117	17:51:48.230
3	2:01.347	+2.627	17:53:49.577
4	2:00.138	+1.418	17:55:49.715
5	2:00.088	+1.368	17:57:49.803
6	1:59.519	+0.799	17:59:49.322
7	1:58.720		18:01:48.042
8	1:59.222	+0.502	18:03:47.264

(25) Joey BROWN			
1	2:08.686	+7.278	17:49:49.819
2	2:03.763	+2.355	17:51:53.582
3	2:03.424	+2.016	17:53:57.006
4	2:02.578	+1.170	17:55:59.584
5	2:03.907	+2.499	17:58:03.491
6	2:01.889	+0.481	18:00:05.380
7	2:01.806	+0.398	18:02:07.186
8	2:01.408		18:04:08.594

(3) Brian GEORGE			
1	2:11.179	+4.151	17:49:52.356
2	2:07.028		17:51:59.384
3	2:09.327	+2.299	17:54:08.711
4	2:17.232	+10.204	17:56:25.943
5	2:14.670	+7.642	17:58:40.613
6	2:16.396	+9.368	18:00:57.009
7	2:18.257	+11.229	18:03:15.266

Clerk of the Course - Sig.

Time

Orbits 4

Chief Timekeeper - Ian Sharp (SMART)

www.amb-it.com

Track

Weather

www.mylaps.com

Results on smart-timing.co.uk & mylaps.com

Licensed to: SMART

Sports v Saloon Challenge with JEC Powered by Jaguar and RAF Challenge Chatterell Park 2.173 Miles

Race 19

07/09/2008 16:20

Race started at 17:47:31

Competitors	Laps									
	0	1	2	3	4	5	6	7	8	9
Ben SHALDERS (17)	1	17	17	17	17	17	17	17	17	17
Mark STEWARD (69)	2	69	37	37	37	37	37	37	37	37
Peter LAWRNCE (2)	3	2	2	2	93	93	93	93	93	93
Nick STARKEY (11)	4	11	93	93	2	2	2	2	2	2
Ian BROWN (37)	5	37	69	69	69	69	69	69	69	69
Ian FLETCHER (36)	6	36	36	63	63	63	63	63	63	63
Andrew O'CONNELL (93)	7	93	63	36	36	36	11	11	11	11
Andy TOONE (63)	8	63	11	11	11	11	36	36	36	36
Darren BERRIS (55)	9	55	55	55	55	55	55	55	55	55
Peter FRENCH (90)	10	90	90	90	90	90	90	90	90	90
Paul TURNBULL (14)	11	14	99	99	99	99	6	6	6	6
Mac McCARTHY (99)	12	99	14	14	14	14	99	99	99	99
Ben GOUGH (7)	13	7	6	6	6	6	14	14	14	14
Pete HALLFORD (6)	14	6	7	7	7	7	7	7	76	46
Gareth NUTLEY (46)	15	46	76	46	46	46	46	46	46	76
Simon FROWEN (76)	16	76	46	76	49	49	49	49	49	49
Simon WING (58)	17	58	49	49	76	76	76	76	7	7
John DAVIES (75)	18	75	75	75	75	31	31	31	31	58
Brian WATSON (49)	19	49	58	31	31	58	58	58	58	31
Jason LAPPIN (31)	20	31	31	58	58	75	75	75	97	75
Paul WATERHOUSE (30)	21	30	30	97	97	97	97	97	75	97
David BALL (4)	22	4	4	30	30	30	30	30	30	30
John HOLMES (39)	23	39	39	4	4	4	4	4	4	4
Rick WALKER (54)	24	54	97	39	39	39	39	39	39	54
Lawrence COPPOCK (97)	25	97	54	54	54	54	54	54	54	39
Joey BROWN (25)	26	25	25	25	25	25	25	25	25	25
Brian GEORGE (3)	27	3	3	3	3	3	3	3	3	3
-	28									

Clerk of the Course - Sig.

Time

Orbits 4

Chief Timekeeper - Ian Sharp (SMART)

www.amb-it.com

Track

Weather

www.mylaps.com

Results on smart-timing.co.uk & mylaps.com

Licensed to: SMART

Lamboss Software MR2 & Ma5da Racing

Cadwell Park 2.173 Miles

Race 20 - Second Race


07/09/2008 16:45

Race started at 18:11:00

Pos	No.	Name	Make/Model	CC	Class	Laps	Total Tm	Diff	Best Tm	Best Spd
1	3	Tom ROGHE	Maxda MX5	1600	MX!	8	14:39.834		1:47.805	72.564
2	1	Jonathan GREENSMITH	Mazda MX5	1600	MX!	8	14:44.548	4.714	1:48.865	71.858
3	32	Charles PLUMLEY	Mazda MX5	1600	MX!	8	14:56.449	16.615	1:50.245	70.958
4	80	Sam HILL	Mazda MX5	1600	MX!	8	14:59.861	20.027	1:51.039	70.451
5	55	Martin STEVENSON	Mazda MX5	1600	MX!	8	15:00.239	20.405	1:50.836	70.580
6	56	Chris ROWLINSON	Mazda MX5	1600	MX!	8	15:00.446	20.612	1:50.789	70.610
7	6	Alyn ROBSON	Mazda MX5	1600	MX!	8	15:00.788	20.954	1:50.620	70.718
8	72	Andrew CLARKSON	Mazda MX5	1600	MX!	8	15:01.208	21.374	1:50.572	70.748
9	8	Carl POWELL	Mazda MX5	1600	MX!	8	15:01.784	21.950	1:50.519	70.782
10	25	Chris LONGMORE	Mazda MX5	1600	MX!	8	15:07.176	27.342	1:51.157	70.376
11	99	Jonathan BLAKE	Mazda MX5	1600	MX!	8	15:07.410	27.576	1:51.166	70.370
12	88	Simon McALPINE	Mazda MX5	1600	MX!	8	15:07.827	27.993	1:50.582	70.742
13	13	Sam MAHER-LOUGHNAN	Toyota MR2	1600	MR:	8	15:14.564	34.730	1:50.655	70.695
14	51	Adam LOCKWOOD	Toyota MR2	1600	MR:	8	15:15.574	35.740	1:50.964	70.499
15	2	Jenny GARRETT	Mazda MX5	1600	MX!	8	15:23.397	43.563	1:51.099	70.413
16	12	Serge SMITH	Mazda MX5	1600	MX!	8	15:24.644	44.810	1:52.213	69.714
17	77	Kevin MIDDLETON	Mazda MX5	1600	MX!	8	15:30.934	51.100	1:54.067	68.581
18	35	Rob JEFFERIE	Toyota MR2	1800	MR:	8	15:32.182	52.348	1:53.596	68.865
19	17	Gareth NEWTON	Toyota MR2	1600	MR:	8	15:32.571	52.737	1:53.526	68.908
20	26	Aaron PULLAN	Toyota MR2	1600	MR:	8	15:33.426	53.592	1:53.466	68.944
21	23	Sarah WHERRY	Toyota MR2	1600	MR:	8	15:37.459	57.625	1:54.268	68.460
22	9	Nick READ	Toyota MR2	1600	MR:	8	15:40.736	1:00.902	1:54.470	68.339
23	57	John TYERS	Tpypta MR2	1600	MR:	8	15:49.376	1:09.542	1:55.465	67.750
24	28	Nick WINTER	Toyota MR2	1600	MR:	8	16:19.448	1:39.614	1:59.479	65.474
Not classified (80% = 6 Laps)										
DNF	37	Jason JESSE	Toyota MR2	1600	MR:	2	4:03.184	DNF	1:55.221	67.894
DNS	22	Ross STONER	Toyota MR2	1600	MR:			DNF		-
DNS	16	Paul BARKER	Toyota MR2	1600	MR:			DNF		-
DNS	48	Alex GASSMAN	Toyota MR2	1800	MR:			DNF		-

Margin of Victory	Avg. Speed	Best Lap Tm	Best Spd	Best Lap by
4.714	71.130	1:47.805	72.564	3 - Tom ROGHE

Clerk of the Course - Sig.	Time	Orbits 4
Chief Timekeeper - Ian Sharp (SMART)		www.amb-it.com
Track	Weather	www.mylaps.com
Results on smart-timing.co.uk & mylaps.com		Licensed to: SMART



Lap	Lap Tm	Diff	Time of Day
(3) Tom ROGHE			
1	1:55.865	+8.060	18:12:58.437
2	1:49.853	+2.048	18:14:48.290
3	1:50.084	+2.279	18:16:38.374
4	1:49.380	+1.575	18:18:27.754
5	1:48.297	+0.492	18:20:16.051
6	1:47.805		18:22:03.856
7	1:48.159	+0.354	18:23:52.015
8	1:48.228	+0.423	18:25:40.243

Lap	Lap Tm	Diff	Time of Day
(1) Jonathan GREENSMITH			
1	1:55.545	+6.680	18:12:58.311
2	1:49.860	+0.995	18:14:48.171
3	1:50.002	+1.137	18:16:38.173
4	1:50.245	+1.380	18:18:28.418
5	1:48.865		18:20:17.283
6	1:49.139	+0.274	18:22:06.422
7	1:49.299	+0.434	18:23:55.721
8	1:49.236	+0.371	18:25:44.957

Lap	Lap Tm	Diff	Time of Day
(32) Charles PLUMLEY			
1	1:56.644	+6.399	18:13:00.717
2	1:50.893	+0.648	18:14:51.610
3	1:50.245		18:16:41.855
4	1:50.998	+0.753	18:18:32.853
5	1:51.669	+1.424	18:20:24.522
6	1:50.611	+0.366	18:22:15.133
7	1:50.734	+0.489	18:24:05.867
8	1:50.991	+0.746	18:25:56.858

Lap	Lap Tm	Diff	Time of Day
(80) Sam HILL			
1	1:56.963	+5.924	18:13:00.348
2	1:51.986	+0.947	18:14:52.334
3	1:51.272	+0.233	18:16:43.606
4	1:51.039		18:18:34.645
5	1:51.436	+0.397	18:20:26.081
6	1:51.538	+0.499	18:22:17.619
7	1:51.305	+0.266	18:24:08.924
8	1:51.346	+0.307	18:26:00.270

Lap	Lap Tm	Diff	Time of Day
(55) Martin STEVENSON			
1	1:57.132	+6.296	18:13:01.252
2	1:52.089	+1.253	18:14:53.341
3	1:51.058	+0.222	18:16:44.399
4	1:51.535	+0.699	18:18:35.934
5	1:50.836		18:20:26.770
6	1:51.078	+0.242	18:22:17.848
7	1:51.632	+0.796	18:24:09.480
8	1:51.168	+0.332	18:26:00.648

Lap	Lap Tm	Diff	Time of Day
(56) Chris ROWLINSON			
1	1:57.165	+6.376	18:13:01.885
2	1:51.897	+1.108	18:14:53.782
3	1:51.290	+0.501	18:16:45.072
4	1:51.327	+0.538	18:18:36.399
5	1:50.789		18:20:27.188
6	1:51.030	+0.241	18:22:18.218
7	1:51.619	+0.830	18:24:09.837
8	1:51.018	+0.229	18:26:00.855

Lap	Lap Tm	Diff	Time of Day
(6) Alyn ROBSON			
1	1:57.120	+6.500	18:13:02.405
2	1:52.374	+1.754	18:14:54.779
3	1:51.261	+0.641	18:16:46.040
4	1:51.898	+1.278	18:18:37.938
5	1:50.720	+0.100	18:20:28.658
6	1:50.748	+0.128	18:22:19.406
7	1:50.620		18:24:10.026
8	1:51.171	+0.551	18:26:01.197

Lap	Lap Tm	Diff	Time of Day
(72) Andrew CLARKSON			
1	1:58.554	+7.982	18:13:04.491
2	1:52.067	+1.495	18:14:56.558
3	1:51.733	+1.161	18:16:48.291
4	1:50.572		18:18:38.863
5	1:50.704	+0.132	18:20:29.567
6	1:50.589	+0.017	18:22:20.156
7	1:50.578	+0.006	18:24:10.734
8	1:50.883	+0.311	18:26:01.617

Lap	Lap Tm	Diff	Time of Day
(8) Carl POWELL			
1	1:58.520	+8.001	18:13:04.070
2	1:52.158	+1.639	18:14:56.228
3	1:52.594	+2.075	18:16:48.822
4	1:50.519		18:18:39.341
5	1:50.637	+0.118	18:20:29.978
6	1:50.552	+0.033	18:22:20.530
7	1:50.711	+0.192	18:24:11.241
8	1:50.952	+0.433	18:26:02.193

Lap	Lap Tm	Diff	Time of Day
(25) Chris LONGMORE			
1	1:57.137	+5.980	18:13:00.630
2	1:52.118	+0.961	18:14:52.748
3	1:51.638	+0.481	18:16:44.386
4	1:52.754	+1.597	18:18:37.140
5	1:52.450	+1.293	18:20:29.590
6	1:52.336	+1.179	18:22:21.926
7	1:51.157		18:24:13.083
8	1:54.502	+3.345	18:26:07.585

Lap	Lap Tm	Diff	Time of Day
(99) Jonathan BLAKE			
1	1:57.730	+6.564	18:13:02.956
2	1:52.544	+1.378	18:14:55.500
3	1:51.383	+0.217	18:16:46.883
4	1:51.304	+0.138	18:18:38.187
5	1:52.140	+0.974	18:20:30.327
6	1:51.409	+0.243	18:22:21.736
7	1:51.166		18:24:12.902
8	1:54.917	+3.751	18:26:07.819

Lap	Lap Tm	Diff	Time of Day
(88) Simon McALPINE			
1	2:00.395	+9.813	18:13:06.084
2	1:51.780	+1.198	18:14:57.864
3	1:52.835	+2.253	18:16:50.699
4	1:50.861	+0.279	18:18:41.560
5	1:50.692	+0.110	18:20:32.252
6	1:50.738	+0.156	18:22:22.990
7	1:50.582		18:24:13.572
8	1:54.664	+4.082	18:26:08.236

Lap	Lap Tm	Diff	Time of Day
(13) Sam MAHER-LOUGHNAN			

Lap	Lap Tm	Diff	Time of Day
1	2:00.310	+9.655	18:13:06.727
2	1:53.686	+3.031	18:15:00.413
3	1:54.814	+4.159	18:16:55.227
4	1:52.038	+1.383	18:18:47.265
5	1:53.141	+2.486	18:20:40.406
6	1:52.649	+1.994	18:22:33.055
7	1:51.263	+0.608	18:24:24.318
8	1:50.655		18:26:14.973

Lap	Lap Tm	Diff	Time of Day
(51) Adam LOCKWOOD			
1	2:00.345	+9.381	18:13:06.456
2	1:53.635	+2.671	18:15:00.091
3	1:53.163	+2.199	18:16:53.254
4	1:53.745	+2.781	18:18:46.999
5	1:53.090	+2.126	18:20:40.089
6	1:53.473	+2.509	18:22:33.562
7	1:51.457	+0.493	18:24:25.019
8	1:50.964		18:26:15.983

Lap	Lap Tm	Diff	Time of Day
(2) Jenny GARRETT			
1	1:59.366	+8.267	18:13:03.986
2	1:52.021	+0.922	18:14:56.007
3	2:05.084	+13.985	18:17:01.091
4	1:52.823	+1.724	18:18:53.914
5	1:52.478	+1.379	18:20:46.392
6	1:54.517	+3.418	18:22:40.909
7	1:51.099		18:24:32.008
8	1:51.798	+0.699	18:26:23.806

Lap	Lap Tm	Diff	Time of Day
(12) Serge SMITH			
1	2:01.725	+9.512	18:13:10.249
2	1:54.382	+2.169	18:15:04.631
3	1:55.011	+2.798	18:16:59.642
4	1:52.897	+0.684	18:18:52.539
5	1:53.332	+1.119	18:20:45.871
6	1:53.444	+1.231	18:22:39.315
7	1:52.213		18:24:31.528
8	1:53.525	+1.312	18:26:25.053

Lap	Lap Tm	Diff	Time of Day
(77) Kevin MIDDLETON			
1	1:59.083	+5.016	18:13:05.505
2	1:54.248	+0.181	18:14:59.753
3	1:55.032	+0.965	18:16:54.785
4	1:54.768	+0.701	18:18:49.553
5	1:55.803	+1.736	18:20:45.356
6	1:56.431	+2.364	18:22:41.787
7	1:54.067		18:24:35.854
8	1:55.489	+1.422	18:26:31.343

Lap	Lap Tm	Diff	Time of Day
(35) Rob JEFFERIE			
1	2:04.335	+10.739	18:13:11.198
2	1:55.441	+1.845	18:15:06.639
3	1:55.648	+2.052	18:17:02.287
4	1:54.281	+0.685	18:18:56.568
5	1:54.332	+0.736	18:20:50.900
6	1:53.659	+0.063	18:22:44.559
7	1:54.436	+0.840	18:24:38.995
8	1:53.596		18:26:32.591

Lap	Lap Tm	Diff	Time of Day
(17) Gareth NEWTON			
1	2:05.357	+11.831	18:13:12.710

BRSCC/CSCC Classic & Jaguar Race Meeting


Lamboss Software MR2 & Ma5da Racing

Cadwell Park 2.173 Miles

Race 20 - Second Race

07/09/2008 16:45

Race started at 18:11:00



Lap	Lap Tm	Diff	Time of Day
2	1:55.796	+2.270	18:15:08.506
3	1:55.695	+2.169	18:17:04.201
4	1:53.633	+0.107	18:18:57.834
5	1:54.015	+0.489	18:20:51.849
6	1:53.785	+0.259	18:22:45.634
7	1:53.820	+0.294	18:24:39.454
8	1:53.526		18:26:32.980

(26) Aaron PULLAN

1	2:04.325	+10.859	18:13:12.450
2	1:55.223	+1.757	18:15:07.673
3	1:55.175	+1.709	18:17:02.848
4	1:54.132	+0.666	18:18:56.980
5	1:54.492	+1.026	18:20:51.472
6	1:54.011	+0.545	18:22:45.483
7	1:54.886	+1.420	18:24:40.369
8	1:53.466		18:26:33.835

(23) Sarah WHERRY

1	2:04.997	+10.729	18:13:12.190
2	1:56.137	+1.869	18:15:08.327
3	1:55.713	+1.445	18:17:04.040
4	1:56.039	+1.771	18:19:00.079
5	1:54.520	+0.252	18:20:54.599
6	1:54.420	+0.152	18:22:49.019
7	1:54.268		18:24:43.287
8	1:54.581	+0.313	18:26:37.868

(9) Nick READ

1	2:05.622	+11.152	18:13:13.814
2	1:56.127	+1.657	18:15:09.941
3	1:55.960	+1.490	18:17:05.901
4	1:56.303	+1.833	18:19:02.204
5	1:54.875	+0.405	18:20:57.079
6	1:54.725	+0.255	18:22:51.804
7	1:54.470		18:24:46.274
8	1:54.871	+0.401	18:26:41.145

(57) John TYERS

1	2:05.806	+10.341	18:13:14.544
2	1:56.345	+0.880	18:15:10.889
3	1:57.805	+2.340	18:17:08.694
4	1:55.465		18:19:04.159
5	1:56.225	+0.760	18:21:00.384
6	1:56.418	+0.953	18:22:56.802
7	1:56.358	+0.893	18:24:53.160
8	1:56.625	+1.160	18:26:49.785

(28) Nick WINTER

1	2:06.040	+6.561	18:13:15.459
2	2:00.650	+1.171	18:15:16.109
3	2:00.384	+0.905	18:17:16.493
4	2:02.713	+3.234	18:19:19.206
5	2:01.038	+1.559	18:21:20.244
6	1:59.732	+0.253	18:23:19.976
7	2:00.402	+0.923	18:25:20.378
8	1:59.479		18:27:19.857

(37) Jason JESSE

1	2:01.649	+6.428	18:13:08.372
2	1:55.221		18:15:03.593

Lap	Lap Tm	Diff	Time of Day
-----	--------	------	-------------

Lap	Lap Tm	Diff	Time of Day
-----	--------	------	-------------

Clerk of the Course - Sig.

Time

Orbits 4

Chief Timekeeper - Ian Sharp (SMART)

www.amb-it.com

Track

Weather

www.mylaps.com

Results on smart-timing.co.uk & mylaps.com

Licensed to: SMART

Lamboss Software MR2 & Ma5da Racing

Cadwell Park 2.173 Miles

Race 20 - Second Race

07/09/2008 16:45

Race started at 18:11:00

Competitors	Laps									
	0	1	2	3	4	5	6	7	8	
Tom ROGHE (3)	1	3	1	1	1	3	3	3	3	3
Jonathan GREENSMITH (1)	2	1	3	3	3	1	1	1	1	1
Sam HILL (80)	3	80	80	32	32	32	32	32	32	32
Chris LONGMORE (25)	4	25	25	80	80	80	80	80	80	80
Charles PLUMLEY (32)	5	32	32	25	25	55	55	55	55	55
Martin STEVENSON (55)	6	55	55	55	55	56	56	56	56	56
Jenny GARRETT (2)	7	2	56	56	56	25	6	6	6	6
Chris ROWLINSON (56)	8	56	6	6	6	6	72	72	72	72
Jonathan BLAKE (99)	9	99	99	99	99	25	8	8	8	8
Alyn ROBSON (6)	10	6	2	2	72	72	8	99	99	25
Carl POWELL (8)	11	8	8	8	8	8	99	25	25	99
Simon McALPINE (88)	12	88	72	72	88	88	88	88	88	88
Andrew CLARKSON (72)	13	72	77	88	51	51	51	13	13	13
Adam LOCKWOOD (51)	14	51	88	77	77	13	13	51	51	51
Sam MAHER-LOUGHNAN (13)	15	13	51	51	13	77	77	12	12	2
Kevin MIDDLETON (77)	16	77	13	13	12	12	12	2	2	12
Jason JESSE (37)	17	37	37	37	2	2	2	77	77	77
Rob JEFFERIE (35)	18	35	12	12	35	35	35	35	35	35
Sarah WHERRY (23)	19	23	35	35	26	26	26	26	17	17
Gareth NEWTON (17)	20	17	23	26	23	17	17	17	26	26
Aaron PULLAN (26)	21	26	26	23	17	23	23	23	23	23
Nick READ (9)	22	9	17	17	9	9	9	9	9	9
Serge SMITH (12)	23	12	9	9	57	57	57	57	57	57
John TYERS (57)	24	57	57	57	28	28	28	28	28	28
Nick WINTER (28)	25	28	28	28						
-	26									
-	27									
-	28									