

# Croft

27<sup>th</sup> / 28<sup>th</sup> September 2008

## Darlington and District Motor Club



**S.M.A.R.T.**

**Scottish Motorsports Automatic Race Timing**

Ravenslea, Melrose Road, Galashiels, TD1 2AT

Telephone : 01896 – 752447

## DDMC Race Meeting

Sorted on Best Lap time

GT Cup 2008

Croft 2.100 Miles

Practice 1

27/09/2008 09:30

Practice started at 9:31:17

Pos	No.	Name	Make/Model	CC	Class	C	Laps	Best Tm	Diff	1 Lap	Best Spd	2nd Best
1	50	Paul HOGARTH	Lamborghini Gallardo	5000	Inv		20	1:24.616		20	89.345	1:25.205
2	56	Alan KEITH	Porsche 997 GT3	3600	1		10	1:25.347	0.731	9	88.580	1:25.704
3	5	Ian HARTLEY	Ferrari 430 Challenge	3586	1		19	1:26.584	1.968	14	87.314	1:26.823
4	88	Leon PRICE	Ferrari 430 Challenge	4308	1		20	1:26.653	2.037	13	87.245	1:28.160
5	33	Colin BROSTER	Porsche 996 GT3	3600	2		18	1:26.922	2.306	18	86.975	1:27.430
6	9	Pete MORRIS	Porsche 996 GT3	3600	2		18	1:27.016	2.400	12	86.881	1:27.206
7	22	Tommy CORREIA	Ferrari 430 Challenge	3586	1		22	1:27.064	2.448	15	86.833	1:27.441
8	40	Paul MACE	Porsche 996 GT3	3600	2		16	1:27.560	2.944	6	86.341	1:27.903
9	16	Colin SIMPSON	Marcos Mantis	4600	1		15	1:28.346	3.730	7	85.573	1:28.575
10	34	Jeff LEADLEY	Ferrari 430 Challenge	3586	1		24	1:28.731	4.115	16	85.201	1:29.286
11	73	Mark STEPHENSON	Porsche 997 GT3	3600	1		23	1:29.043	4.427	21	84.903	1:29.088
12	99	George BREWSTER	Porsche 997 GT3	3600	1		19	1:29.355	4.739	9	84.606	1:29.359
13	55	Gary EASTWOOD	Porsche 996 GT3	3600	2		20	1:30.118	5.502	9	83.890	1:30.156
14	8	David BOTTERILL	Porsche 994 Turbo	2994	3		19	1:31.972	7.356	11	82.199	1:32.145
15	42	John TAYLOR	Porsche 996 GT3	3600	2		21	1:33.769	9.153	15	80.624	1:33.808
16	7	Bertie CARRUTHERS	Porsche 996 GT3	3600	2		23	1:34.100	9.484	17	80.340	1:34.689
17	46	Russ NATHAN	Ferrari 360 Challenge	3600	3		19	1:37.680	13.064	11	77.396	1:38.731

Clerk of the Course - Sig

Time

Orbits 4

Chief Timekeeper - Ian Sharp (SMART)

www.amb-it.com

Weather

Track

www.mylaps.com

Times on smart-timing.co.uk &amp; mylaps.com

Licensed to: SMART

Printed: 28/09/2008 09:53:30

# DDMC Race Meeting

GT Cup 2008

Croft 2.100 Miles

Practice 1

27/09/2008 09:30

Practice started at 9:31:17

Lap	Lap Tm	Diff	Time of Day
<b>(50) Paul HOGARTH</b>			
1	1:41.876	+17.260	9:34:57.818
2	1:34.834	+10.218	9:36:32.652
3	6:22.340	+4:57.724	9:42:54.992
4	1:34.073	+9.457	9:44:29.065
5	1:27.973	+3.357	9:45:57.038
6	1:26.827	+2.211	9:47:23.865
7	1:25.387	+0.771	9:48:49.252
8	1:30.409	+5.793	9:50:19.661
9	1:26.136	+1.520	9:51:45.797
10	1:25.262	+0.646	9:53:11.059
11	1:33.320	+8.704	9:54:44.379
12	5:04.991	+3:40.375	9:59:49.370
13	1:25.205	+0.589	10:01:14.575
14	1:32.623	+8.007	10:02:47.198
15	1:31.422	+6.806	10:04:18.620
16	1:29.737	+5.121	10:05:48.357
17	1:31.351	+6.735	10:07:19.708
18	1:25.245	+0.629	10:08:44.953
19	1:31.435	+6.819	10:10:16.388
20	1:24.616		10:11:41.004

Lap	Lap Tm	Diff	Time of Day
<b>(56) Alan KEITH</b>			
1	1:30.419	+5.072	9:35:41.055
2	1:27.250	+1.903	9:37:08.305
3	1:27.162	+1.815	9:38:35.467
4	1:26.902	+1.555	9:40:02.369
5	1:49.771	+24.424	9:41:52.140
6	20:07.377	+18:42.030	10:01:59.517
7	1:27.873	+2.526	10:03:27.390
8	1:25.704	+0.357	10:04:53.094
9	1:25.347		10:06:18.441
10	1:40.322	+14.975	10:07:58.763

Lap	Lap Tm	Diff	Time of Day
<b>(5) Ian HARTLEY</b>			
1	1:46.116	+19.532	9:34:52.207
2	1:35.361	+8.777	9:36:27.568
3	1:35.123	+8.539	9:38:02.691
4	1:31.533	+4.949	9:39:34.224
5	1:30.987	+4.403	9:41:05.211
6	1:33.175	+6.591	9:42:38.386
7	1:31.078	+4.494	9:44:09.464
8	1:30.055	+3.471	9:45:39.519
9	1:30.254	+3.670	9:47:09.773
10	1:30.631	+4.047	9:48:40.404
11	1:35.556	+8.972	9:50:15.960
12	3:26.518	+1:59.934	9:53:42.478
13	1:31.603	+5.019	9:55:14.081
14	1:26.584		9:56:40.665
15	1:26.823	+0.239	9:58:07.488
16	1:28.040	+1.456	9:59:35.528
17	1:29.756	+3.172	10:01:05.284
18	1:32.125	+5.541	10:02:37.409
19	1:46.612	+20.028	10:04:24.021

Lap	Lap Tm	Diff	Time of Day
<b>(88) Leon PRICE</b>			
1	1:46.910	+20.257	9:34:54.013
2	1:37.772	+11.119	9:36:31.785
3	1:31.806	+5.153	9:38:03.591
4	1:31.650	+4.997	9:39:35.241
5	1:31.295	+4.642	9:41:06.536
6	1:32.444	+5.791	9:42:38.980
7	1:31.398	+4.745	9:44:10.378
8	1:30.561	+3.908	9:45:40.939
9	1:29.938	+3.285	9:47:10.877

Lap	Lap Tm	Diff	Time of Day
10	1:29.926	+3.273	9:48:40.803
11	3:57.660	+2:31.007	9:52:38.463
12	1:34.380	+7.727	9:54:12.843
13	1:26.653		9:55:39.496
14	1:28.160	+1.507	9:57:07.656
15	1:25.241	-1.412	9:58:32.897
16	3:45.087	+2:18.434	10:02:17.984
17	1:43.436	+16.783	10:04:01.420
18	3:09.570	+1:42.917	10:07:10.990
19	1:30.786	+4.133	10:08:41.776
20	1:35.988	+9.335	10:10:17.764

Lap	Lap Tm	Diff	Time of Day
<b>(33) Colin BROSTER</b>			
1	1:48.134	+21.212	9:34:53.191
2	6:50.930	+5:24.008	9:41:44.121
3	1:28.669	+1.747	9:43:12.790
4	1:28.838	+1.916	9:44:41.628
5	1:28.668	+1.746	9:46:10.296
6	1:28.406	+1.484	9:47:38.702
7	1:26.409	-0.513	9:49:05.111
8	4:04.119	+2:37.197	9:53:09.230
9	1:28.150	+1.228	9:54:37.380
10	1:29.260	+2.338	9:56:06.640
11	1:28.727	+1.805	9:57:35.367
12	1:31.492	+4.570	9:59:06.859
13	1:28.695	+1.773	10:00:35.554
14	1:27.389	+0.467	10:02:02.943
15	5:21.944	+3:55.022	10:07:24.887
16	1:30.491	+3.569	10:08:55.378
17	1:27.430	+0.508	10:10:22.808
18	1:26.922		10:11:49.730

Lap	Lap Tm	Diff	Time of Day
<b>(9) Pete MORRIS</b>			
1	1:37.992	+10.976	9:34:22.246
2	1:31.352	+4.336	9:35:53.778
3	1:29.222	+2.206	9:37:23.000
4	1:29.078	+2.062	9:38:52.078
5	1:28.893	+1.877	9:40:20.971
6	1:29.773	+2.757	9:41:50.744
7	1:34.443	+7.427	9:43:25.187
8	2:35.765	+1:08.749	9:46:00.952
9	1:29.497	+2.481	9:47:30.449
10	1:30.145	+3.129	9:49:00.594
11	1:28.058	+1.042	9:50:28.652
12	1:27.016		9:51:55.668
13	1:27.206	+0.190	9:53:22.874
14	1:37.943	+10.927	9:55:00.817
15	6:59.727	+5:32.711	10:02:00.544
16	1:34.409	+7.393	10:03:34.953
17	1:27.989	+0.973	10:05:02.942
18	1:45.505	+18.489	10:06:48.447

Lap	Lap Tm	Diff	Time of Day
<b>(22) Tommy CORREIA</b>			
1	1:38.412	+11.348	9:35:08.175
2	1:35.107	+8.043	9:36:43.282
3	1:30.845	+3.781	9:38:14.127
4	1:29.644	+2.580	9:39:43.771
5	1:28.665	+1.601	9:41:12.436
6	1:30.677	+3.613	9:42:43.113
7	1:29.033	+1.969	9:44:12.146
8	1:29.876	+2.812	9:45:42.022
9	1:37.251	+10.187	9:47:19.273
10	1:29.214	+2.150	9:48:48.487
11	1:36.544	+9.480	9:50:25.031
12	6:57.981	+5:30.917	9:57:23.012
13	1:29.238	+2.174	9:58:52.250

Lap	Lap Tm	Diff	Time of Day
14	1:27.441	+0.377	10:00:19.691
15	1:27.064		10:01:46.755
16	1:28.231	+1.167	10:03:14.986
17	1:30.456	+3.392	10:04:45.442
18	1:29.339	+2.275	10:06:14.781
19	1:29.332	+2.268	10:07:44.113
20	1:28.110	+1.046	10:09:12.223
21	1:27.739	+0.675	10:10:39.962
22	1:29.296	+2.232	10:12:09.258

Lap	Lap Tm	Diff	Time of Day
<b>(40) Paul MACE</b>			
1	1:32.683	+5.123	9:37:02.645
2	1:29.122	+1.562	9:38:31.767
3	1:30.281	+2.721	9:40:02.048
4	1:29.225	+1.665	9:41:31.273
5	1:28.019	+0.459	9:42:59.292
6	1:27.560		9:44:26.852
7	1:27.071	-0.489	9:45:53.923
8	8:41.342	+7:13.782	9:54:35.265
9	1:36.852	+9.292	9:56:12.117
10	1:43.410	+15.850	9:57:55.527
11	1:27.903	+0.343	9:59:23.430
12	1:49.174	+21.614	10:01:12.604
13	1:38.609	+11.049	10:02:51.213
14	1:28.143	+0.583	10:04:19.356
15	1:42.173	+14.613	10:06:01.529
16	1:32.421	+4.861	10:07:33.950

Lap	Lap Tm	Diff	Time of Day
<b>(16) Colin SIMPSON</b>			
1	1:46.376	+18.030	9:34:51.048
2	1:35.850	+7.504	9:36:26.898
3	1:29.461	+1.115	9:37:56.359
4	1:28.746	+0.400	9:39:25.105
5	1:29.822	+1.476	9:40:54.927
6	4:28.161	+2:59.815	9:45:23.088
7	1:28.346		9:46:51.434
8	1:29.513	+1.167	9:48:20.947
9	1:29.980	+1.634	9:49:50.927
10	7:56.259	+6:27.913	9:57:47.186
11	1:33.116	+4.770	9:59:20.302
12	1:31.452	+3.106	10:00:51.754
13	1:28.575	+0.229	10:02:20.329
14	1:29.249	+0.903	10:03:49.578
15	1:32.262	+3.916	10:05:21.840

Lap	Lap Tm	Diff	Time of Day
<b>(34) Jeff LEADLEY</b>			
1	1:36.402	+7.671	9:34:25.541
2	1:35.060	+6.329	9:36:00.601
3	1:31.882	+3.151	9:37:32.483
4	1:31.361	+2.630	9:39:03.844
5	1:31.205	+2.474	9:40:35.049
6	1:30.657	+1.926	9:42:05.706
7	1:30.761	+2.030	9:43:36.467
8	1:32.198	+3.467	9:45:08.665
9	1:32.282	+3.551	9:46:40.947
10	1:33.916	+5.185	9:48:14.863
11	1:40.276	+11.545	9:49:55.139
12	1:33.601	+4.870	9:51:28.740
13	1:37.713	+8.982	9:53:06.453
14	3:14.626	+1:45.895	9:56:21.079
15	1:38.407	+9.676	9:57:59.486
16	1:28.731		9:59:28.217
17	1:29.607	+0.876	10:00:57.824
18	1:32.028	+3.297	10:02:29.852
19	1:30.047	+1.316	10:03:59.899
20	1:31.628	+2.897	10:05:31.527

# DDMC Race Meeting

GT Cup 2008

Croft 2.100 Miles

Practice 1

27/09/2008 09:30

Practice started at 9:31:17

Lap	Lap Tm	Diff	Time of Day
21	1:29.286	+0.555	10:07:00.813
22	1:29.441	+0.710	10:08:30.254
23	1:29.728	+0.997	10:09:59.982
24	1:30.068	+1.337	10:11:30.050

(73) Mark STEPHENSON

Lap	Lap Tm	Diff	Time of Day
1	1:36.116	+7.073	9:34:24.640
2	1:34.411	+5.368	9:35:59.051
3	1:31.260	+2.217	9:37:30.311
4	1:31.594	+2.551	9:39:01.905
5	3:09.657	+1:40.614	9:42:11.562
6	1:30.142	+1.099	9:43:41.704
7	1:33.783	+4.740	9:45:15.487
8	1:30.450	+1.407	9:46:45.937
9	1:34.312	+5.269	9:48:20.249
10	1:33.692	+4.649	9:49:53.941
11	1:30.453	+1.410	9:51:24.394
12	1:32.051	+3.008	9:52:56.445
13	1:29.769	+0.726	9:54:26.214
14	1:29.827	+0.784	9:55:56.041
15	1:30.511	+1.468	9:57:26.552
16	1:32.580	+3.537	9:58:59.132
17	1:36.856	+7.813	10:00:35.988
18	1:36.948	+7.905	10:02:12.936
19	3:51.901	+2:22.858	10:06:04.837
20	1:30.731	+1.688	10:07:35.568
21	1:29.043		10:09:04.611
22	1:29.088	+0.045	10:10:33.699
23	1:29.837	+0.794	10:12:03.536

(99) George BREWSTER

Lap	Lap Tm	Diff	Time of Day
1	1:41.658	+12.303	9:35:13.296
2	1:35.020	+5.665	9:36:48.316
3	1:34.816	+5.461	9:38:23.132
4	1:31.260	+1.905	9:39:54.392
5	1:28.894	-0.461	9:41:23.286
6	6:10.149	+4:40.794	9:47:33.435
7	1:33.222	+3.867	9:49:06.657
8	1:29.558	+0.203	9:50:36.215
9	1:29.355		9:52:05.570
10	1:30.928	+1.573	9:53:36.498
11	1:29.493	+0.138	9:55:05.991
12	1:29.412	+0.057	9:56:35.403
13	1:29.735	+0.380	9:58:05.138
14	1:36.978	+7.623	9:59:42.116
15	6:12.243	+4:42.888	10:05:54.359
16	1:33.196	+3.841	10:07:27.555
17	1:29.702	+0.347	10:08:57.257
18	1:30.913	+1.558	10:10:28.170
19	1:29.359	+0.004	10:11:57.529

(55) Gary EASTWOOD

Lap	Lap Tm	Diff	Time of Day
1	1:45.136	+15.018	9:34:48.069
2	1:38.910	+8.792	9:36:26.979
3	1:34.856	+4.738	9:38:01.835
4	1:31.505	+1.387	9:39:33.340
5	1:30.304	+0.186	9:41:03.644
6	1:36.923	+6.805	9:42:40.567
7	2:50.768	+1:20.650	9:45:31.335
8	1:31.514	+1.396	9:47:02.849
9	1:30.118		9:48:32.967
10	1:30.244	+0.126	9:50:03.211
11	1:30.464	+0.346	9:51:33.675
12	1:38.580	+8.462	9:53:12.255
13	3:03.450	+1:33.332	9:56:15.705
14	1:32.724	+2.606	9:57:48.429

Lap	Lap Tm	Diff	Time of Day
15	1:32.872	+2.754	9:59:21.301
16	3:34.071	+2:03.953	10:02:55.372
17	1:30.156	+0.038	10:04:25.528
18	1:30.262	+0.144	10:05:55.790
19	1:36.973	+6.855	10:07:32.763
20	3:52.690	+2:22.572	10:11:25.453

(8) David BOTTERILL

Lap	Lap Tm	Diff	Time of Day
1	1:36.051	+4.079	9:34:18.907
2	1:34.585	+2.613	9:35:53.492
3	1:33.136	+1.164	9:37:26.628
4	1:33.376	+1.404	9:39:00.004
5	3:50.892	+2:18.920	9:42:50.896
6	1:32.326	+0.354	9:44:23.222
7	1:32.447	+0.475	9:45:55.669
8	1:34.208	+2.236	9:47:29.877
9	1:33.807	+1.835	9:49:03.684
10	8:57.121	+7:25.149	9:58:00.805
11	1:31.972		9:59:32.777
12	1:32.171	+0.199	10:01:04.948
13	1:32.959	+0.987	10:02:37.907
14	1:34.029	+2.057	10:04:11.936
15	1:35.074	+3.102	10:05:47.010
16	1:33.916	+1.944	10:07:20.926
17	1:35.176	+3.204	10:08:56.102
18	1:32.145	+0.173	10:10:28.247
19	1:32.642	+0.670	10:12:00.889

(42) John TAYLOR

Lap	Lap Tm	Diff	Time of Day
1	1:39.709	+5.940	9:34:23.651
2	1:36.826	+3.057	9:36:00.477
3	1:35.294	+1.525	9:37:35.771
4	1:34.966	+1.197	9:39:10.737
5	1:34.339	+0.570	9:40:45.076
6	1:34.786	+1.017	9:42:19.862
7	1:34.257	+0.488	9:43:54.119
8	1:35.266	+1.497	9:45:29.385
9	1:33.986	+0.217	9:47:03.371
10	2:44.843	+1:11.074	9:49:48.214
11	1:33.808	+0.039	9:51:22.022
12	1:35.218	+1.449	9:52:57.240
13	1:34.698	+0.929	9:54:31.938
14	1:34.489	+0.720	9:56:06.427
15	1:33.769		9:57:40.196
16	1:33.917	+0.148	9:59:14.113
17	1:34.507	+0.738	10:00:48.620
18	1:34.946	+1.177	10:02:23.566
19	1:34.552	+0.783	10:03:58.118
20	1:35.589	+1.820	10:05:33.707
21	1:38.593	+4.824	10:07:12.300

(7) Bertie CARRUTHERS

Lap	Lap Tm	Diff	Time of Day
1	1:45.014	+10.914	9:35:02.381
2	1:41.889	+7.789	9:36:44.270
3	1:40.108	+6.008	9:38:24.378
4	1:40.233	+6.133	9:40:04.611
5	1:40.923	+6.823	9:41:45.534
6	1:38.533	+4.433	9:43:24.067
7	1:39.287	+5.187	9:45:03.354
8	1:37.232	+3.132	9:46:40.586
9	1:38.692	+4.592	9:48:19.278
10	2:59.151	+1:25.051	9:51:18.429
11	1:37.883	+3.783	9:52:56.312
12	1:36.708	+2.608	9:54:33.020
13	1:35.626	+1.526	9:56:08.646
14	1:36.071	+1.971	9:57:44.717

Lap	Lap Tm	Diff	Time of Day
15	1:37.305	+3.205	9:59:22.022
16	1:36.658	+2.558	10:00:58.680
17	1:34.100		10:02:32.780
18	1:37.153	+3.053	10:04:09.933
19	1:34.748	+0.648	10:05:44.681
20	1:34.941	+0.841	10:07:19.622
21	1:37.436	+3.336	10:08:57.058
22	1:35.678	+1.578	10:10:32.736
23	1:34.689	+0.589	10:12:07.425

(46) Russ NATHAN

Lap	Lap Tm	Diff	Time of Day
1	1:47.973	+10.293	9:34:50.226
2	1:43.890	+6.210	9:36:34.116
3	1:39.961	+2.281	9:38:14.077
4	1:40.175	+2.495	9:39:54.252
5	1:41.929	+4.249	9:41:36.181
6	1:38.731	+1.051	9:43:14.912
7	2:36.143	+58.463	9:45:51.055
8	5:06.340	+3:28.660	9:50:57.395
9	1:39.969	+2.289	9:52:37.364
10	1:39.047	+1.367	9:54:16.411
11	1:37.680		9:55:54.091
12	1:39.474	+1.794	9:57:33.565
13	1:39.107	+1.427	9:59:12.672
14	1:40.535	+2.855	10:00:53.207
15	1:39.176	+1.496	10:02:32.383
16	1:38.960	+1.280	10:04:11.343
17	1:38.786	+1.106	10:05:50.129
18	1:41.467	+3.787	10:07:31.596
19	3:43.903	+2:06.223	10:11:15.499

Clerk of the Course - Sig

Time

Orbits 4

Chief Timekeeper - Ian Sharp (SMART)

www.amb-it.com

Weather

Track

www.mylaps.com

Times on smart-timing.co.uk & mylaps.com

Licensed to: SMART

# DDMC Race Meeting

Sorted on Best Lap time

V de V UK

Croft 2.100 Miles

Practice 2

27/09/2008 10:20

Practice started at 10:17:16

Pos	No.	Name	Team / Entrant	Make/Model	CC	Laps	Best Tm	In Lap	Diff	Best Spd	2nd Best
1	2	Ivor McCULLOGH / Nick ADCOCK	IF Motorsport	Ligier JS49	2000	34	1:19.973	9		94.532	1:19.982
2	11	Charles HOLLINGS / Chris RANDELL	Lanan Racing	Pilbeam	2000	31	1:20.456	29	0.483	93.964	1:20.458
3	96	Phil QUAIFFE / Gareth HOWELL	IF Motorsport	Ligier JS49	2000	22	1:20.541	21	0.568	93.865	1:20.582
4	88	Graham FENNYMORE / Christopher BIALAN	Piranha Motor Racing Ltd	Juno SSE	2000	35	1:20.775	27	0.802	93.593	1:20.877
5	8	Ally McKEVER / Bryce WILSON	IF Motorsport	Ligier JS49	2000	6	1:21.205	5	1.232	93.098	1:21.539
6	99	Barry GATES / Anthony DUNN	Chevron Racing	Ligier JS49	2000	29	1:21.366	26	1.393	92.914	1:21.374
7	20	Matt MANDERSON Peter HOBDA	Chiron Motorsport	Chiron	2000	26	1:21.446	24	1.473	92.822	1:21.674
8	5	Amanda WHITAKER / Paul O'NEIL	Chevron Racing	Ligier JS49	2000	29	1:22.394	21	2.421	91.754	1:22.422
9	24	Sarah READER / Ryan HOOKER	TFL Racing	Juno SSE	2000	24	1:22.845	8	2.872	91.255	1:22.892
10	1	Tony FREEMAN / Duncan WILLIAMS	Pitbull Mercury	Juno SSE	2000	31	1:23.132	20	3.159	90.940	1:23.453
11	30	Paul LIVESEY / Andy McKENNA	Grange Performance	Ligier JS49	2000	25	1:29.241	20	9.268	84.714	1:29.600

Clerk of the Course - Sig

Time

Orbits 4

Chief Timekeeper - Ian Sharp (SMART)

[www.amb-it.com](http://www.amb-it.com)

Weather Track

[www.mylaps.com](http://www.mylaps.com)

Times on [smart-timing.co.uk](http://smart-timing.co.uk) & [mylaps.com](http://mylaps.com)

Licensed to: SMART

Printed: 28/09/2008 10:37:08

# DDMC Race Meeting

V de V UK

Croft 2.100 Miles

Practice 2

27/09/2008 10:20

Practice started at 10:17:16

Lap	Lap Tm	Diff	Time of Day
<b>(2) Ivor McCULLOGH / Nick ADCOCK</b>			
1	1:24.516	+4.543	10:21:15.500
2	1:21.147	+1.174	10:22:36.647
3	1:20.768	+0.795	10:23:57.415
4	1:20.965	+0.992	10:25:18.380
5	1:20.528	+0.555	10:26:38.908
6	1:20.081	+0.108	10:27:58.989
7	1:19.982	+0.009	10:29:18.971
8	1:20.043	+0.070	10:30:39.014
9	1:19.973		10:31:58.987
10	1:22.033	+2.060	10:33:21.020
11	1:20.422	+0.449	10:34:41.442
12	1:20.280	+0.307	10:36:01.722
13	6:46.282	+5:26.309	10:42:48.004
14	1:24.688	+4.715	10:44:12.692
15	1:21.740	+1.767	10:45:34.432
16	1:21.472	+1.499	10:46:55.904
17	1:22.153	+2.180	10:48:18.057
18	1:56.638	+36.665	10:50:14.695
19	3:10.628	+1:50.655	10:53:25.323
20	1:21.972	+1.999	10:54:47.295
21	1:20.656	+0.683	10:56:07.951
22	2:37.475	+1:17.502	10:58:45.426
23	1:22.025	+2.052	11:00:07.451
24	1:21.740	+1.767	11:01:29.191
25	1:23.151	+3.178	11:02:52.342
26	1:21.913	+1.940	11:04:14.255
27	1:21.702	+1.729	11:05:35.957
28	1:22.642	+2.669	11:06:58.599
29	1:22.088	+2.115	11:08:20.687
30	1:21.460	+1.487	11:09:42.147
31	1:22.003	+2.030	11:11:04.150
32	1:21.663	+1.690	11:12:25.813
33	1:23.210	+3.237	11:13:49.023
34	1:28.048	+8.075	11:15:17.071
<b>(11) Charles HOLLINGS / Chris RANDELL</b>			
1	1:33.923	+13.467	10:23:48.418
2	1:28.127	+7.671	10:25:16.545
3	4:31.524	+3:11.068	10:29:48.069
4	1:27.193	+6.737	10:31:15.262
5	1:26.475	+6.019	10:32:41.737
6	1:25.912	+5.456	10:34:07.649
7	1:25.300	+4.844	10:35:32.949
8	1:25.261	+4.805	10:36:58.210
9	1:26.646	+6.190	10:38:24.856
10	1:24.863	+4.407	10:39:49.719
11	1:24.671	+4.215	10:41:14.390
12	1:25.194	+4.738	10:42:39.584
13	1:25.311	+4.855	10:44:04.895
14	1:24.522	+4.066	10:45:29.417
15	1:23.650	+3.194	10:46:53.067
16	1:23.603	+3.147	10:48:16.670
17	1:23.650	+3.194	10:49:40.320
18	1:24.400	+3.944	10:51:04.720
19	1:23.427	+2.971	10:52:28.147
20	1:31.739	+11.283	10:53:59.886
21	4:01.314	+2:40.858	10:58:01.200
22	1:23.172	+2.716	10:59:24.372
23	1:22.046	+1.590	11:00:46.418
24	1:21.630	+1.174	11:02:08.048
25	1:21.086	+0.630	11:03:29.134
26	1:22.574	+2.118	11:04:51.708
27	1:21.068	+0.612	11:06:12.776
28	1:20.474	+0.018	11:07:33.250

Lap	Lap Tm	Diff	Time of Day
29	1:20.456		11:08:53.706
30	1:20.458	+0.002	11:10:14.164
31	1:42.051	+21.595	11:11:56.215
<b>(96) Phil QUAIFE / Gareth HOWELL</b>			
1	1:34.668	+14.127	10:22:01.009
2	12:27.977	+11:07.436	10:34:28.986
3	1:23.386	+2.845	10:35:52.372
4	1:22.914	+2.373	10:37:15.286
5	1:21.259	+0.718	10:38:36.545
6	1:22.254	+1.713	10:39:58.799
7	1:20.668	+0.127	10:41:19.467
8	1:20.924	+0.383	10:42:40.391
9	1:23.545	+3.004	10:44:03.936
10	1:21.096	+0.555	10:45:25.032
11	1:23.063	+2.522	10:46:48.095
12	1:25.531	+4.990	10:48:13.626
13	8:30.916	+7:10.375	10:56:44.542
14	1:21.089	+0.548	10:58:05.631
15	1:20.976	+0.435	10:59:26.607
16	1:20.529	-0.012	11:00:47.136
17	8:18.894	+6:58.353	11:09:06.030
18	1:20.836	+0.295	11:10:26.866
19	1:22.908	+2.367	11:11:49.774
20	1:20.582	+0.041	11:13:10.356
21	1:20.541		11:14:30.897
22	1:20.650	+0.109	11:15:51.547
<b>(88) Graham FENNYMORE / Christopher BIALAN</b>			
1	1:24.464	+3.689	10:19:49.622
2	1:22.218	+1.443	10:21:11.840
3	1:21.713	+0.938	10:22:33.553
4	1:21.413	+0.638	10:23:54.966
5	1:37.423	+16.648	10:25:32.389
6	1:21.538	+0.763	10:26:53.927
7	1:21.346	+0.571	10:28:15.273
8	1:32.309	+11.534	10:29:47.582
9	4:37.679	+3:16.904	10:34:25.261
10	1:49.238	+28.463	10:36:14.499
11	1:23.952	+3.177	10:37:38.451
12	1:23.042	+2.267	10:39:01.493
13	1:23.336	+2.561	10:40:24.829
14	1:22.906	+2.131	10:41:47.735
15	1:22.845	+2.070	10:43:10.580
16	1:23.113	+2.338	10:44:33.693
17	3:30.403	+2:09.628	10:48:04.096
18	1:25.012	+4.237	10:49:29.108
19	1:22.365	+1.590	10:50:51.473
20	1:22.131	+1.356	10:52:13.604
21	1:21.929	+1.154	10:53:35.533
22	1:21.850	+1.075	10:54:57.383
23	1:21.091	+0.316	10:56:18.474
24	2:33.554	+1:12.779	10:58:52.028
25	1:21.994	+1.219	11:00:14.022
26	1:21.665	+0.890	11:01:35.687
27	1:20.775		11:02:56.462
28	1:20.877	+0.102	11:04:17.339
29	1:20.945	+0.170	11:05:38.284
30	1:21.083	+0.308	11:06:59.367
31	1:39.295	+18.520	11:08:38.662
32	1:20.963	+0.188	11:09:59.625
33	1:20.699	-0.076	11:11:20.324
34	3:04.329	+1:43.554	11:14:24.653
35	1:21.186	+0.411	11:15:45.839
<b>(8) Ally McKEVER / Bryce WILSON</b>			

Lap	Lap Tm	Diff	Time of Day
1	1:21.819	+0.614	11:06:05.196
2	2:38.993	+1:17.788	11:08:44.189
3	1:21.919	+0.714	11:10:06.108
4	1:21.539	+0.334	11:11:27.647
5	1:21.205		11:12:48.852
6	1:19.394	-1.811	11:14:08.246
<b>(99) Barry GATES / Anthony DUNN</b>			
1	1:27.037	+5.671	10:21:43.432
2	1:25.390	+4.024	10:23:08.822
3	1:24.294	+2.928	10:24:33.116
4	1:23.701	+2.335	10:25:56.817
5	1:23.323	+1.957	10:27:20.140
6	1:23.828	+2.462	10:28:43.968
7	5:09.841	+3:48.475	10:33:53.809
8	1:23.568	+2.202	10:35:17.377
9	1:23.138	+1.772	10:36:40.515
10	1:22.836	+1.470	10:38:03.351
11	1:22.403	+1.037	10:39:25.754
12	1:22.837	+1.471	10:40:48.591
13	1:25.602	+4.236	10:42:14.193
14	1:22.517	+1.151	10:43:36.710
15	1:23.229	+1.863	10:44:59.939
16	1:23.299	+1.933	10:46:23.238
17	1:20.845	-0.521	10:47:44.083
18	11:13.973	+9:52.607	10:58:58.056
19	1:23.512	+2.146	11:00:21.568
20	1:22.751	+1.385	11:01:44.319
21	1:21.491	+0.125	11:03:05.810
22	1:21.692	+0.326	11:04:27.502
23	1:21.995	+0.629	11:05:49.497
24	1:26.197	+4.831	11:07:15.694
25	3:43.643	+2:22.277	11:10:59.337
26	1:21.366		11:12:20.703
27	1:21.374	+0.008	11:13:42.077
28	1:21.915	+0.549	11:15:03.992
29	1:21.402	+0.036	11:16:25.394
<b>(20) Matt MANDERSON Peter HOBDAV</b>			
1	4:35.757	+3:14.311	10:29:25.555
2	1:28.550	+7.104	10:30:54.105
3	1:28.968	+7.522	10:32:23.073
4	1:28.498	+7.052	10:33:51.571
5	1:29.377	+7.931	10:35:20.948
6	1:28.539	+7.093	10:36:49.487
7	1:27.632	+6.186	10:38:17.119
8	1:28.247	+6.801	10:39:45.366
9	1:26.881	+5.435	10:41:12.247
10	1:29.904	+8.458	10:42:42.151
11	1:33.309	+11.863	10:44:15.460
12	6:14.413	+4:52.967	10:50:29.873
13	1:27.668	+6.222	10:51:57.541
14	1:28.676	+7.230	10:53:26.217
15	1:27.563	+6.117	10:54:53.780
16	5:19.304	+3:57.858	11:00:13.084
17	1:23.285	+1.839	11:01:36.369
18	1:21.951	+0.505	11:02:58.320
19	1:19.588	-1.858	11:04:17.908
20	3:43.564	+2:22.118	11:08:01.472
21	1:22.545	+1.099	11:09:24.017
22	1:22.073	+0.627	11:10:46.090
23	1:22.242	+0.796	11:12:08.332
24	1:21.446		11:13:29.778
25	1:22.074	+0.628	11:14:51.852
26	1:21.674	+0.228	11:16:13.526

Clerk of the Course - Sig

Time

Orbits 4

Chief Timekeeper - Ian Sharp (SMART)

www.amb-it.com

Weather

Track

www.mylaps.com

Times on smart-timing.co.uk & mylaps.com

Licensed to: SMART

Printed: 28/09/2008 10:44:02

Page 1/2

# DDMC Race Meeting

V de V UK

Croft 2.100 Miles

Practice 2

27/09/2008 10:20

Practice started at 10:17:16

Lap	Lap Tm	Diff	Time of Day
<b>(5) Amanda WHITAKER / Paul O'NEIL</b>			
1	1:28.487	+6.093	10:20:55.371
2	1:26.219	+3.825	10:22:21.590
3	1:26.111	+3.717	10:23:47.701
4	1:25.438	+3.044	10:25:13.139
5	1:23.375	+0.981	10:26:36.514
6	7:27.055	+6:04.661	10:34:03.569
7	1:24.819	+2.425	10:35:28.388
8	1:23.956	+1.562	10:36:52.344
9	1:25.439	+3.045	10:38:17.783
10	1:25.501	+3.107	10:39:43.284
11	1:25.559	+3.165	10:41:08.843
12	1:24.404	+2.010	10:42:33.247
13	1:24.798	+2.404	10:43:58.045
14	1:25.166	+2.772	10:45:23.211
15	1:24.804	+2.410	10:46:48.015
16	5:19.774	+3:57.380	10:52:07.789
17	1:22.948	+0.554	10:53:30.737
18	1:23.645	+1.251	10:54:54.382
19	1:22.488	+0.094	10:56:16.870
20	1:22.469	+0.075	10:57:39.339
21	1:22.394		10:59:01.733
22	1:22.448	+0.054	11:00:24.181
23	1:23.325	+0.931	11:01:47.506
24	1:38.387	+15.993	11:03:25.893
25	4:38.911	+3:16.517	11:08:04.804
26	1:28.028	+5.634	11:09:32.832
27	1:27.819	+5.425	11:11:00.651
28	1:22.422	+0.028	11:12:23.073
29	1:21.051	-1.343	11:13:44.124

Lap	Lap Tm	Diff	Time of Day
<b>(24) Sarah READER / Ryan HOOKER</b>			
1	1:26.350	+3.505	10:20:14.463
2	1:23.893	+1.048	10:21:38.356
3	1:23.700	+0.855	10:23:02.056
4	1:22.892	+0.047	10:24:24.948
5	1:31.914	+9.069	10:25:56.862
6	6:49.366	+5:26.521	10:32:46.228
7	1:26.713	+3.868	10:34:12.941
8	1:22.845		10:35:35.786
9	1:22.899	+0.054	10:36:58.685
10	1:21.960	-0.885	10:38:20.645
11	7:51.145	+6:28.300	10:46:11.790
12	1:26.211	+3.366	10:47:38.001
13	1:24.273	+1.428	10:49:02.274
14	1:26.252	+3.407	10:50:28.526
15	1:24.794	+1.949	10:51:53.320
16	1:24.747	+1.902	10:53:18.067
17	1:23.751	+0.906	10:54:41.818
18	1:23.841	+0.996	10:56:05.659
19	1:26.027	+3.182	10:57:31.686
20	4:50.494	+3:27.649	11:02:22.180
21	1:24.159	+1.314	11:03:46.339
22	1:24.237	+1.392	11:05:10.576
23	1:23.805	+0.960	11:06:34.381
24	1:27.041	+4.196	11:08:01.422

Lap	Lap Tm	Diff	Time of Day
<b>(1) Tony FREEMAN / Duncan WILLIAMS</b>			
1	1:29.943	+6.811	10:20:48.920
2	1:26.995	+3.863	10:22:15.915
3	1:26.537	+3.405	10:23:42.452
4	1:33.162	+10.030	10:25:15.614
5	1:22.454	-0.678	10:26:38.068
6	2:58.679	+1:35.547	10:29:36.747
7	1:23.608	+0.476	10:31:00.355
8	1:23.453	+0.321	10:32:23.808

Lap	Lap Tm	Diff	Time of Day
9	1:23.579	+0.447	10:33:47.387
10	5:12.125	+3:48.993	10:38:59.512
11	1:24.102	+0.970	10:40:23.614
12	1:53.674	+30.542	10:42:17.288
13	4:27.316	+3:04.184	10:46:44.604
14	1:25.534	+2.402	10:48:10.138
15	1:24.381	+1.249	10:49:34.519
16	1:24.554	+1.422	10:50:59.073
17	1:25.473	+2.341	10:52:24.546
18	1:24.188	+1.056	10:53:48.734
19	1:23.651	+0.519	10:55:12.385
20	1:23.132		10:56:35.517
21	1:23.488	+0.356	10:57:59.005
22	1:24.203	+1.071	10:59:23.208
23	3:20.468	+1:57.336	11:02:43.676
24	1:25.860	+2.728	11:04:09.536
25	1:24.044	+0.912	11:05:33.580
26	1:23.084	-0.048	11:06:56.664
27	3:39.337	+2:16.205	11:10:36.001
28	1:24.026	+0.894	11:12:00.027
29	1:23.792	+0.660	11:13:23.819
30	1:34.989	+11.857	11:14:58.808
31	2:25.685	+1:02.553	11:17:24.493

Lap	Lap Tm	Diff	Time of Day
<b>(30) Paul LIVESEY / Andy McKENNA</b>			
1	1:34.459	+5.218	10:33:10.226
2	1:50.378	+21.137	10:35:00.604
3	1:33.268	+4.027	10:36:33.872
4	1:43.460	+14.219	10:38:17.332
5	8:04.774	+6:35.533	10:46:22.106
6	1:45.686	+16.445	10:48:07.792
7	1:32.043	+2.802	10:49:39.835
8	1:33.012	+3.771	10:51:12.847
9	1:30.897	+1.656	10:52:43.744
10	1:31.252	+2.011	10:54:14.996
11	1:31.008	+1.767	10:55:46.004
12	1:30.586	+1.345	10:57:16.590
13	1:30.671	+1.430	10:58:47.261
14	1:31.163	+1.922	11:00:18.424
15	1:31.174	+1.933	11:01:49.598
16	1:31.534	+2.293	11:03:21.132
17	1:31.870	+2.629	11:04:53.002
18	1:30.010	+0.769	11:06:23.012
19	1:29.619	+0.378	11:07:52.631
20	1:29.241		11:09:21.872
21	1:29.741	+0.500	11:10:51.613
22	1:30.393	+1.152	11:12:22.006
23	1:29.619	+0.378	11:13:51.625
24	1:30.577	+1.336	11:15:22.202
25	1:29.600	+0.359	11:16:51.802

Clerk of the Course - Sig

Time

Orbits 4

Chief Timekeeper - Ian Sharp (SMART)

www.amb-it.com

Weather

Track

www.mylaps.com

Times on smart-timing.co.uk & mylaps.com

Licensed to: SMART

## DDMC Race Meeting

Sorted on Best Lap time

Lotus on Track Elise Trophy

Croft 2.100 Miles

Practice 3

27/09/2008 11:25

Practice started at 11:22:28

Pos	No.	Name	Make/Model	CC	Class	C Laps	Best Tm	Diff 1 Lap	Best Spd	2nd Best
1	88	Chris RANDALL	Elise S1 S/C Honda	2000	C	11	1:30.194	10	83.819	1:30.262
2	55	Chris HEADLAM	Elise S1 S/C Honda	2000	C	6	1:32.495	2.301 6	81.734	1:32.899
3	3	Paul O'NEILL	2-Eleven-Silver	1800	C	8	1:32.763	2.569 6	81.498	1:32.988
4	6	Andrew WALSH	Elise S1 Honda	2000	C	12	1:32.772	2.578 11	81.490	1:33.349
5	63	Dave PORTER	Elise	1800	B	11	1:33.053	2.859 3	81.244	1:35.477
6	95	Gavin KIRBY	2-Eleven-Black	1800	211	12	1:33.874	3.680 8	80.533	1:34.279
7	42	Mark GOODAY	2-Eleven-Orange	1800	211	9	1:34.196	4.002 2	80.258	1:34.663
8	29	Craig DENMAN	Elise S1 Duratec	1800	A	11	1:37.035	6.841 5	77.910	1:37.304
9	24	Doug SETTERS	Elise Si S/C Honda	1800	C	12	1:37.159	6.965 9	77.811	1:37.268
10	18	Steve WILLIAMS	Elise S1 Duratec	2000	A	11	1:37.382	7.188 10	77.632	1:37.439
11	70	Marcus JEWELL	Elise S1	1800	A	9	1:37.408	7.214 8	77.612	1:37.563
12	2	Malcolm EDESON	Elise S1 Sport 160	1800	A	7	1:37.621	7.427 3	77.442	1:39.105
13	43	Martin JOHNSTON	2-Eleven-White	1800	211	11	1:37.878	7.684 5	77.239	1:38.079
14	9	Martin ROBERTS	Elise S2	1800	A	12	1:38.529	8.335 5	76.729	1:38.945
15	97	Andy DOLAN	Elise S1	1800	A	9	1:38.954	8.760 9	76.399	1:39.271
16	80	Stuart MASON	Elise S1	1800	A	9	1:39.321	9.127 4	76.117	1:39.505
17	49	Steve WENTZELL	Elise S1	1800	A	11	1:39.954	9.760 9	75.635	1:40.206
18	64	Tony VERRIER	Elise S1 Sport 160	1800	A	11	1:40.896	10.702 8	74.929	1:40.931
19	62	Tom CHATTERWAY	Elise S1 PTP-165	1800	A	11	1:41.102	10.908 7	74.776	1:41.272
20	11	Russ TREASURE	Elise S2	1800	A	3	1:42.214	12.020 3	73.962	1:43.147
21	45	Peter DRIVER	Elise S1 Sport 160	1800	A	11	1:42.219	12.025 11	73.959	1:43.020
22	77	Chris PEARSON	Motorsport Elise	1800	A	11	1:42.424	12.230 10	73.811	1:43.392
23	93	Vitthal CHAUHAN	Elise S1	1800	A	11	1:44.680	14.486 8	72.220	1:44.781
24	50	Keith HURFORD	Exige S2	1800	A	10	1:46.736	16.542 9	70.829	1:47.330
25	39	Simon DEACON	Elise S1 Sport 160	1800	A	4	1:56.962	26.768 1	64.636	1:58.868
26	23	Gary BROAD	Elise S1 111S	1800	A	1	2:01.822	31.628 1	62.058	

## Announcements

Car No's 11, 23 &amp; 80 - No working transponders - Please fix before racing.

Drivers Briefing in Lotus Paddock at 12.30

Car No.39 - Please change side number - Illegible

Clerk of the Course - Sig

Time

Orbits 4

Chief Timekeeper - Ian Sharp (SMART)

www.amb-it.com

Weather

Track

www.mylaps.com

Times on smart-timing.co.uk &amp; mylaps.com

Licensed to: SMART

Printed: 28/09/2008 10:07:39



# DDMC Race Meeting

Lotus on Track Elise Trophy

Croft 2.100 Miles

Practice 3

27/09/2008 11:25

Practice started at 11:22:28

Lap	Lap Tm	Diff	Time of Day
<b>(88) Chris RANDALL</b>			
1	1:34.940	+4.746	11:25:25.353
2	1:37.360	+7.166	11:27:02.713
3	1:30.996	+0.802	11:28:33.709
4	1:43.861	+13.667	11:30:17.570
5	3:23.175	+1:52.981	11:33:40.745
6	1:30.262	+0.068	11:35:11.007
7	1:41.100	+10.906	11:36:52.107
8	1:30.422	+0.228	11:38:22.529
9	1:52.248	+22.054	11:40:14.777
10	1:30.194		11:41:44.971
11	1:46.177	+15.983	11:43:31.148

Lap	Lap Tm	Diff	Time of Day
<b>(55) Chris HEADLAM</b>			
1	1:45.872	+13.377	11:26:10.454
2	1:35.815	+3.320	11:27:46.269
3	1:35.682	+3.187	11:29:21.951
4	1:32.899	+0.404	11:30:54.850
5	1:32.986	+0.491	11:32:27.836
6	1:32.495		11:34:00.331

Lap	Lap Tm	Diff	Time of Day
<b>(3) Paul O'NEILL</b>			
1	1:35.709	+2.946	11:27:55.441
2	1:33.315	+0.552	11:29:28.756
3	1:36.838	+4.075	11:31:05.594
4	1:32.988	+0.225	11:32:38.582
5	1:35.743	+2.980	11:34:14.325
6	1:32.763		11:35:47.088
7	1:42.245	+9.482	11:37:29.333
8	5:20.637	+3:47.874	11:42:49.970

Lap	Lap Tm	Diff	Time of Day
<b>(6) Andrew WALSH</b>			
1	1:35.880	+3.108	11:25:22.077
2	1:33.994	+1.222	11:26:56.071
3	1:34.715	+1.943	11:28:30.786
4	1:33.706	+0.934	11:30:04.492
5	1:35.206	+2.434	11:31:39.698
6	1:35.931	+3.159	11:33:15.629
7	1:34.301	+1.529	11:34:49.930
8	1:33.570	+0.798	11:36:23.500
9	1:37.119	+4.347	11:38:00.619
10	1:33.349	+0.577	11:39:33.968
11	1:32.772		11:41:06.740
12	1:33.496	+0.724	11:42:40.236

Lap	Lap Tm	Diff	Time of Day
<b>(63) Dave PORTER</b>			
1	1:38.710	+5.657	11:25:26.822
2	1:37.306	+4.253	11:27:04.128
3	1:33.053		11:28:37.181
4	2:40.513	+1:07.460	11:31:17.694
5	1:36.452	+3.399	11:32:54.146
6	1:39.982	+6.929	11:34:34.128
7	1:36.995	+3.942	11:36:11.123
8	1:35.978	+2.925	11:37:47.101
9	1:35.477	+2.424	11:39:22.578
10	1:36.642	+3.589	11:40:59.220
11	1:35.618	+2.565	11:42:34.838

Lap	Lap Tm	Diff	Time of Day
<b>(95) Gavin KIRBY</b>			
1	1:36.101	+2.227	11:25:21.525
2	1:35.702	+1.828	11:26:57.227
3	1:35.222	+1.348	11:28:32.449
4	1:34.279	+0.405	11:30:06.728
5	1:35.650	+1.776	11:31:42.378
6	1:35.667	+1.793	11:33:18.045

Lap	Lap Tm	Diff	Time of Day
7	1:34.609	+0.735	11:34:52.654
8	1:33.874		11:36:26.528
9	1:36.395	+2.521	11:38:02.923
10	1:34.853	+0.979	11:39:37.776
11	1:34.461	+0.587	11:41:12.237
12	1:35.351	+1.477	11:42:47.588

Lap	Lap Tm	Diff	Time of Day
<b>(42) Mark GOODAY</b>			
1	1:36.363	+2.167	11:25:42.146
2	1:34.196		11:27:16.342
3	1:35.591	+1.395	11:28:51.933
4	1:37.832	+3.636	11:30:29.765
5	1:35.827	+1.631	11:32:05.592
6	1:36.412	+2.216	11:33:42.004
7	1:34.663	+0.467	11:35:16.667
8	2:06.054	+31.858	11:37:22.721
9	1:39.042	+4.846	11:39:01.763

Lap	Lap Tm	Diff	Time of Day
<b>(29) Craig DENMAN</b>			
1	1:42.670	+5.635	11:26:30.491
2	1:39.096	+2.061	11:28:09.587
3	1:37.304	+0.269	11:29:46.891
4	1:37.587	+0.552	11:31:24.478
5	1:37.035		11:33:01.513
6	1:37.402	+0.367	11:34:38.915
7	1:37.840	+0.805	11:36:16.755
8	1:41.118	+4.083	11:37:57.873
9	1:38.021	+0.986	11:39:35.894
10	1:37.895	+0.860	11:41:13.789
11	1:37.662	+0.627	11:42:51.451

Lap	Lap Tm	Diff	Time of Day
<b>(24) Doug SETTERS</b>			
1	1:39.250	+2.091	11:25:33.345
2	1:38.901	+1.742	11:27:12.246
3	1:39.134	+1.975	11:28:51.380
4	1:38.812	+1.653	11:30:30.192
5	1:37.282	+0.123	11:32:07.474
6	1:38.408	+1.249	11:33:45.882
7	1:38.609	+1.450	11:35:24.491
8	1:37.268	+0.109	11:37:01.759
9	1:37.159		11:38:38.918
10	1:37.493	+0.334	11:40:16.411
11	1:37.312	+0.153	11:41:53.723
12	1:37.983	+0.824	11:43:31.706

Lap	Lap Tm	Diff	Time of Day
<b>(18) Steve WILLIAMS</b>			
1	1:45.313	+7.931	11:26:03.390
2	1:38.358	+0.976	11:27:41.748
3	1:40.663	+3.281	11:29:22.411
4	1:37.586	+0.204	11:30:59.997
5	1:37.485	+0.103	11:32:37.482
6	1:38.288	+0.906	11:34:15.770
7	1:37.439	+0.057	11:35:53.209
8	1:37.691	+0.309	11:37:30.900
9	1:37.858	+0.476	11:39:08.758
10	1:37.382		11:40:46.140
11	1:46.557	+9.175	11:42:32.697

Lap	Lap Tm	Diff	Time of Day
<b>(70) Marcus JEWELL</b>			
1	1:42.278	+4.870	11:29:54.047
2	1:43.055	+5.647	11:31:37.102
3	1:39.805	+2.397	11:33:16.907
4	1:38.121	+0.713	11:34:55.028
5	1:38.291	+0.883	11:36:33.319
6	1:37.563	+0.155	11:38:10.882
7	1:37.585	+0.177	11:39:48.467

Lap	Lap Tm	Diff	Time of Day
8	1:37.408		11:41:25.875
9	1:38.465	+1.057	11:43:04.340

Lap	Lap Tm	Diff	Time of Day
<b>(2) Malcolm EDESON</b>			
1	1:47.777	+10.156	11:26:14.942
2	1:39.105	+1.484	11:27:54.047
3	1:37.621		11:29:31.668
4	1:44.100	+6.479	11:31:15.768
5	1:39.569	+1.948	11:32:55.337
6	1:40.545	+2.924	11:34:35.882
7	2:03.473	+25.852	11:36:39.355

Lap	Lap Tm	Diff	Time of Day
<b>(43) Martin JOHNSTON</b>			
1	1:51.294	+13.416	11:26:38.827
2	1:40.416	+2.538	11:28:19.243
3	1:38.431	+0.553	11:29:57.674
4	1:50.191	+12.313	11:31:47.865
5	1:37.878		11:33:25.743
6	1:39.161	+1.283	11:35:04.904
7	1:38.079	+0.201	11:36:42.983
8	1:38.397	+0.519	11:38:21.380
9	2:00.409	+22.531	11:40:21.789
10	1:38.089	+0.211	11:41:59.878
11	1:38.265	+0.387	11:43:38.143

Lap	Lap Tm	Diff	Time of Day
<b>(9) Martin ROBERTS</b>			
1	1:42.026	+3.497	11:25:31.371
2	1:40.062	+1.533	11:27:11.433
3	1:39.080	+0.551	11:28:50.513
4	1:40.906	+2.377	11:30:31.419
5	1:38.529		11:32:09.948
6	1:40.849	+2.320	11:33:50.797
7	1:40.359	+1.830	11:35:31.156
8	1:38.945	+0.416	11:37:10.101
9	1:39.760	+1.231	11:38:49.861
10	1:39.542	+1.013	11:40:29.403
11	1:40.613	+2.084	11:42:10.016
12	1:39.538	+1.009	11:43:49.554

Lap	Lap Tm	Diff	Time of Day
<b>(97) Andy DOLAN</b>			
1	1:45.283	+6.329	11:25:30.609
2	1:41.689	+2.735	11:27:12.298
3	1:41.243	+2.289	11:28:53.541
4	1:39.271	+0.317	11:30:32.812
5	1:40.344	+1.390	11:32:13.156
6	1:39.467	+0.513	11:33:52.623
7	1:41.165	+2.211	11:35:33.788
8	1:39.508	+0.554	11:37:13.296
9	1:38.954		11:38:52.250

Lap	Lap Tm	Diff	Time of Day
<b>(80) Stuart MASON</b>			
1	1:41.799	+2.478	11:27:45.724
2	1:41.451	+2.130	11:29:27.175
3	1:42.116	+2.795	11:31:09.291
4	1:39.321		11:32:48.612
5	1:40.580	+1.259	11:34:29.192
6	3:34.694	+1:55.373	11:38:03.886
7	1:56.538	+17.217	11:40:00.424
8	1:39.505	+0.184	11:41:39.929
9	1:45.651	+6.330	11:43:25.580

Lap	Lap Tm	Diff	Time of Day
<b>(49) Steve WENTZELL</b>			
1	1:52.528	+12.574	11:25:57.305
2	1:46.647	+6.693	11:27:43.952
3	1:46.536	+6.582	11:29:30.488
4	1:46.953	+6.999	11:31:17.441

Clerk of the Course - Sig

Time

Orbits 4

Chief Timekeeper - Ian Sharp (SMART)

Weather Track

Times on smart-timing.co.uk & mylaps.com

www.amb-it.com

www.mylaps.com

Licensed to: SMART

# DDMC Race Meeting

Lotus on Track Elise Trophy

Croft 2.100 Miles

Practice 3

27/09/2008 11:25

Practice started at 11:22:28

Lap	Lap Tm	Diff	Time of Day
5	<b>1:43.723</b>	+3.769	11:33:01.164
6	<b>1:41.228</b>	+1.274	11:34:42.392
7	<b>1:40.206</b>	+0.252	11:36:22.598
8	<b>1:42.804</b>	+2.850	11:38:05.402
9	<b>1:39.954</b>		11:39:45.356
10	1:45.705	+5.751	11:41:31.061
11	1:40.212	+0.258	11:43:11.273

(64) Tony VERRIER

1	1:47.237	+6.341	11:25:53.537
2	1:44.438	+3.542	11:27:37.975
3	1:45.354	+4.458	11:29:23.329
4	1:42.696	+1.800	11:31:06.025
5	1:41.852	+0.956	11:32:47.877
6	1:42.796	+1.900	11:34:30.673
7	1:41.495	+0.599	11:36:12.168
8	<b>1:40.896</b>		11:37:53.064
9	1:41.330	+0.434	11:39:34.394
10	1:42.026	+1.130	11:41:16.420
11	1:40.931	+0.035	11:42:57.351

(62) Tom CHATTERWAY

1	1:47.641	+6.539	11:26:06.472
2	1:42.011	+0.909	11:27:48.483
3	1:41.657	+0.555	11:29:30.140
4	1:42.030	+0.928	11:31:12.170
5	1:41.272	+0.170	11:32:53.442
6	1:41.864	+0.762	11:34:35.306
7	<b>1:41.102</b>		11:36:16.408
8	1:44.985	+3.883	11:38:01.393
9	1:41.814	+0.712	11:39:43.207
10	1:41.537	+0.435	11:41:24.744
11	1:42.192	+1.090	11:43:06.936

(11) Russ TREASURE

1	1:58.152	+15.938	11:32:16.381
2	1:43.147	+0.933	11:33:59.528
3	<b>1:42.214</b>		11:35:41.742

(45) Peter DRIVER

1	1:48.192	+5.973	11:25:54.049
2	1:44.876	+2.657	11:27:38.925
3	1:45.016	+2.797	11:29:23.941
4	1:45.818	+3.599	11:31:09.759
5	1:43.606	+1.387	11:32:53.365
6	1:45.253	+3.034	11:34:38.618
7	1:43.315	+1.096	11:36:21.933
8	1:46.834	+4.615	11:38:08.767
9	1:43.868	+1.649	11:39:52.635
10	1:43.020	+0.801	11:41:35.655
11	<b>1:42.219</b>		11:43:17.874

(77) Chris PEARSON

1	1:50.243	+7.819	11:26:21.554
2	1:48.352	+5.928	11:28:09.906
3	1:46.195	+3.771	11:29:56.101
4	1:45.877	+3.453	11:31:41.978
5	1:43.919	+1.495	11:33:25.897
6	1:44.316	+1.892	11:35:10.213
7	1:45.222	+2.798	11:36:55.435
8	1:44.321	+1.897	11:38:39.756
9	1:43.932	+1.508	11:40:23.688
10	<b>1:42.424</b>		11:42:06.112
11	1:43.392	+0.968	11:43:49.504

(93) Vitthal CHAUHAN

Lap	Lap Tm	Diff	Time of Day
1	<b>1:57.829</b>	+13.149	11:26:17.966
2	<b>1:46.564</b>	+1.884	11:28:04.530
3	<b>1:46.102</b>	+1.422	11:29:50.632
4	<b>1:47.950</b>	+3.270	11:31:38.582
5	<b>1:45.938</b>	+1.258	11:33:24.520
6	<b>1:44.781</b>	+0.101	11:35:09.301
7	<b>1:45.034</b>	+0.354	11:36:54.335
8	<b>1:44.680</b>		11:38:39.015
9	1:45.675	+0.995	11:40:24.690
10	1:46.807	+2.127	11:42:11.497
11	1:45.836	+1.156	11:43:57.333

(50) Keith HURFORD

1	2:00.435	+13.699	11:26:18.733
2	1:56.207	+9.471	11:28:14.940
3	1:51.661	+4.925	11:30:06.601
4	1:50.245	+3.509	11:31:56.846
5	1:53.838	+7.102	11:33:50.684
6	1:49.973	+3.237	11:35:40.657
7	1:48.433	+1.697	11:37:29.090
8	1:47.330	+0.594	11:39:16.420
9	<b>1:46.736</b>		11:41:03.156
10	1:47.875	+1.139	11:42:51.031

(39) Simon DEACON

1	<b>1:56.962</b>		11:26:05.120
2	5:49.635	+3:52.673	11:31:54.755
3	2:11.045	+14.083	11:34:05.800
4	1:58.868	+1.906	11:36:04.668

(23) Gary BROAD

1	<b>2:01.822</b>		11:31:23.250
---	-----------------	--	--------------

Clerk of the Course - Sig

Time

Orbits 4

Chief Timekeeper - Ian Sharp (SMART)

www.amb-it.com

Weather

Track

www.mylaps.com

Times on smart-timing.co.uk & mylaps.com

Licensed to: SMART

Printed: 28/09/2008 10:08:32

Page 2/2

# DDMC Race Meeting

Lotus on Track Elise Trophy

Croft 2.100 Miles

Race 1 - First Race - AMENDED GRID

9/27/2008 13:55

Race (20:00 Time)

POLE POSITION

**2**  
3 Paul O'NEILL  
1:32.763

**4**  
63 Dave PORTER  
1:33.053

**6**  
42 Mark GOODAY  
1:34.196

**8**  
24 Doug SETTERS  
1:37.159

**10**  
70 Marcus JEWELL  
1:37.408

**12**  
43 Martin JOHNSTON  
1:37.878

**14**  
97 Andy DOLAN  
1:38.954

**16**  
49 Steve WENTZELL  
1:39.954

**18**  
62 Tom CHATTERWAY  
1:41.102

**20**  
45 Peter DRIVER  
1:42.219

**22**  
93 Vitthal CHAUHAN  
1:44.680

**24**  
23 Gary BROAD  
2:01.822

**1**  
88 Chris RANDALL  
1:30.194

**3**  
6 Andrew WALSH  
1:32.772

**5**  
95 Gavin KIRBY  
1:33.874

**7**  
29 Craig DENMAN  
1:37.035

**9**  
18 Steve WILLIAMS  
1:37.382

**11**  
2 Malcolm EDESON  
1:37.621

**13**  
9 Martin ROBERTS  
1:38.529

**15**  
80 Stuart MASON  
1:39.321

**17**  
64 Tony VERRIER  
1:40.896

**19**  
11 Russ TREASURE  
1:42.214

**21**  
77 Chris PEARSON  
1:42.424

**23**  
50 Keith HURFORD  
1:46.736

1

2

3

4

5

6

7

8

9

10

11

12

Clerk of the Course - Sig

Time

Orbits 4

Chief Timekeeper - Ian Sharp (SMART)

[www.amb-it.com](http://www.amb-it.com)

Weather

Track

[www.mylaps.com](http://www.mylaps.com)

Times on [smart-timing.co.uk](http://smart-timing.co.uk) & [mylaps.com](http://mylaps.com)

Licensed to: SMART

Printed: 9/27/2008 13:09:41

# DDMC Race Meeting

Lotus on Track Elise Trophy

Croft 2.100 Miles

Race 5 - Second Race - AMENDED GRID

9/27/2008 16:15

Race (20:00 Time)

POLE POSITION

**2**  
18 Steve WILLIAMS  
1:37.382

**1**  
70 Marcus JEWELL  
1:37.408

**1**

**4**  
29 Craig DENMAN  
1:37.035

**3**  
24 Doug SETTERS  
1:37.159

**2**

**6**  
95 Gavin KIRBY  
1:33.874

**5**  
42 Mark GOODAY  
1:34.196

**3**

**8**  
6 Andrew WALSH  
1:32.772

**7**  
63 Dave PORTER  
1:33.053

**4**

**10**  
88 Chris RANDALL  
1:30.194

**9**  
3 Paul O'NEILL  
1:32.763

**5**

**12**  
43 Martin JOHNSTON  
1:37.878

**11**  
2 Malcolm EDESON  
1:37.621

**6**

**14**  
97 Andy DOLAN  
1:38.954

**13**  
9 Martin ROBERTS  
1:38.529

**7**

**16**  
49 Steve WENTZELL  
1:39.954

**15**  
80 Stuart MASON  
1:39.321

**8**

**18**  
62 Tom CHATTERWAY  
1:41.102

**17**  
64 Tony VERRIER  
1:40.896

**9**

**20**  
45 Peter DRIVER  
1:42.219

**19**  
11 Russ TREASURE  
1:42.214

**10**

**22**  
93 Vitthal CHAUHAN  
1:44.680

**21**  
77 Chris PEARSON  
1:42.424

**11**

**24**  
23 Gary BROAD  
2:01.822

**23**  
50 Keith HURFORD  
1:46.736

**12**

Clerk of the Course - Sig

Time

Orbits 4

Chief Timekeeper - Ian Sharp (SMART)

www.amb-it.com

Weather

Track

www.mylaps.com

Times on smart-timing.co.uk & mylaps.com

Licensed to: SMART

Printed: 9/27/2008 13:08:19

## DDMC Race Meeting

Sorted on Best Lap time

NSSCC Classes B,C,D,H

Croft 2.100 Miles

Practice 4

27/09/2008 11:55

Practice started at 11:49:17

Pos	No.	Name	Make/Model	CC	Class	C	Laps	Best Tm	Diff 1 Lap	Best Spd	2nd Best
1	54	Andrew MORRISON	Seat Leon Cupra	1998	B		8	1:34.050		80.383	1:34.441
2	69	Simon BLANKLEY	Seat Leon	1998	B		9	1:34.613	0.563	79.904	1:35.370
3	21	Ken HALL	Rover 6R4	2800	B		9	1:35.793	1.743	78.920	1:36.362
4	2	Simon DEATON	Mitsubishi Evo 5	2000T	B		8	1:36.105	2.055	78.664	1:36.246
5	25	Philip HOUSE	Renault Clio	1996	C		8	1:36.623	2.573	78.242	1:36.656
6	26	Stephen FERGUSON	Nissan Pulsar	1998	B		8	1:36.725	2.675	78.160	1:37.088
7	44	Michael CUTT	BMW M3	3000	B		8	1:37.051	3.001	77.897	1:37.083
8	43	Peter ISHERWOOD	Subaru Impreza	2000T	B		8	1:38.484	4.434	76.764	1:39.205
9	46	Ian HUMPIISH	VW Beetle RSi	2800	B		8	1:39.021	4.971	76.347	1:39.801
10	15	David COX	Peugeot 205	2000	C		8	1:39.215	5.165	76.198	1:39.367
11	99	Darren FLOUNDERS	Ford Fiesta	1600	D		8	1:39.347	5.297	76.097	1:40.977
12	51	Malcolm TURNBULL	Triumph TR6	2700	H		8	1:39.435	5.385	76.030	1:40.067
13	79	Gavin LEE	Ford Fiesta XR2	1600	D		8	1:40.147	6.097	75.489	1:40.709
14	49	Mike WILLIAMSON	BMW 325 E30	2500	B		8	1:40.153	6.103	75.485	1:40.501
15	33	Robert BARNES	Vauxhall Corsa	1998	C		8	1:40.256	6.206	75.407	1:40.969
16	1	Paul MOSS	Citroen Saxo	1600	D		8	1:40.338	6.288	75.345	1:40.408
17	16	Mick STARKEY	Ford Fiesta XR2	1600	D		8	1:40.971	6.921	74.873	1:41.119
18	38	Roy JOHNSTON	Rover Tomcat	1921	B		8	1:41.222	7.172	74.687	1:41.682
19	74	James ATKINSON	Peugeot 205	1600	D		6	1:42.146	8.096	74.012	1:42.356
20	22	Ian BLACKLIN	Ford Fiesta	1600	D		8	1:42.470	8.420	73.778	1:43.007
21	5	Terry WRIGHT	Rover 100	1600	D		8	1:43.043	8.993	73.367	1:43.157
22	70	Mark ARMSTRONG	Rover 200	1600	C		8	1:43.098	9.048	73.328	1:43.477
23	82	David SWALES	Ford Fiesta	1600	D		8	1:43.235	9.185	73.231	1:43.433
24	77	Paul INGRAM	Ford Fiesta XR3	1600	D		7	1:43.338	9.288	73.158	1:45.102
25	34	Dave BREWIS	Lotus Elise	1800	C		8	1:44.082	10.032	72.635	1:44.410
26	41	Malcolm DEARNLEY	Morgan 4/4	1700	H		8	1:44.143	10.093	72.592	1:44.655
27	48	Gareth NUTLEY	Reliane Scimitar SS1	1809	B		3	1:46.176	12.126	71.203	1:49.354
28	58	Simon WING	Peugeot 205 Gti	1903	C		7	1:48.245	14.195	69.842	1:48.899
29	31	Jason LAPPIN	Rover Metro Gti	1800	C		7	1:50.051	16.001	68.695	1:50.442

Clerk of the Course - Sig

Time

Orbits 4

Chief Timekeeper - Ian Sharp (SMART)

www.amb-it.com

Weather

Track

www.mylaps.com

Times on smart-timing.co.uk &amp; mylaps.com

Licensed to: SMART

Printed: 28/09/2008 10:24:35

# DDMC Race Meeting


NSSCC Classes B,C,D,H

Practice 4

Practice started at 11:49:17

Croft 2.100 Miles

27/09/2008 11:55



Lap	Lap Tm	Diff	Time of Day
<b>(54) Andrew MORRISON</b>			
1	<b>1:38.173</b>	+4.123	11:52:41.023
2	<b>1:36.846</b>	+2.796	11:54:17.869
3	<b>1:36.898</b>	+2.848	11:55:54.767
4	<b>1:35.603</b>	+1.553	11:57:30.370
5	<b>1:36.028</b>	+1.978	11:59:06.398
6	<b>1:34.050</b>		12:00:40.448
7	1:34.441	+0.391	12:02:14.889
8	1:49.287	+15.237	12:04:04.176

<b>(69) Simon BLANKLEY</b>			
1	1:38.478	+3.865	11:52:44.567
2	1:36.515	+1.902	11:54:21.082
3	1:36.042	+1.429	11:55:57.124
4	1:36.838	+2.225	11:57:33.962
5	1:37.022	+2.409	11:59:10.984
6	1:37.259	+2.646	12:00:48.243
7	1:35.370	+0.757	12:02:23.613
8	<b>1:34.613</b>		12:03:58.226
9	1:37.589	+2.976	12:05:35.815

<b>(21) Ken HALL</b>			
1	1:39.661	+3.868	11:52:38.851
2	1:38.129	+2.336	11:54:16.980
3	1:36.522	+0.729	11:55:53.502
4	<b>1:35.793</b>		11:57:29.295
5	1:37.825	+2.032	11:59:07.120
6	1:36.362	+0.569	12:00:43.482
7	1:36.529	+0.736	12:02:20.011
8	1:37.013	+1.220	12:03:57.024
9	1:39.474	+3.681	12:05:36.498

<b>(2) Simon DEATON</b>			
1	1:40.359	+4.254	11:53:15.263
2	1:36.748	+0.643	11:54:52.011
3	1:36.665	+0.560	11:56:28.676
4	1:38.364	+2.259	11:58:07.040
5	1:36.246	+0.141	11:59:43.286
6	<b>1:36.105</b>		12:01:19.391
7	1:42.317	+6.212	12:03:01.708
8	2:04.913	+28.808	12:05:06.621

<b>(25) Philip HOUSE</b>			
1	1:43.973	+7.350	11:52:38.364
2	1:38.158	+1.535	11:54:16.522
3	1:58.259	+21.636	11:56:14.781
4	1:36.656	+0.033	11:57:51.437
5	1:51.649	+15.026	11:59:43.086
6	1:44.331	+7.708	12:01:27.417
7	<b>1:36.623</b>		12:03:04.040
8	1:44.296	+7.673	12:04:48.336

<b>(26) Stephen FERGUSON</b>			
1	1:37.894	+1.169	11:52:40.071
2	1:37.164	+0.439	11:54:17.235
3	1:37.088	+0.363	11:55:54.323
4	1:37.433	+0.708	11:57:31.756
5	<b>1:36.725</b>		11:59:08.481
6	1:47.443	+10.718	12:00:55.924
7	1:42.066	+5.341	12:02:37.990
8	1:37.889	+1.164	12:04:15.879

<b>(44) Michael CUTT</b>			
1	1:38.353	+1.302	11:52:41.772
2	<b>1:37.051</b>		11:54:18.823

3	<b>1:37.475</b>	+0.424	11:55:56.298
4	<b>1:37.287</b>	+0.236	11:57:33.585
5	<b>1:37.083</b>	+0.032	11:59:10.668
6	<b>1:38.913</b>	+1.862	12:00:49.581
7	<b>1:38.613</b>	+1.562	12:02:28.194
8	<b>1:37.499</b>	+0.448	12:04:05.693

<b>(43) Peter ISHERWOOD</b>			
1	<b>1:43.682</b>	+5.198	11:53:30.771
2	<b>1:42.813</b>	+4.329	11:55:13.584
3	<b>1:39.205</b>	+0.721	11:56:52.789
4	<b>1:40.860</b>	+2.376	11:58:33.649
5	<b>2:00.131</b>	+21.647	12:00:33.780
6	<b>1:38.484</b>		12:02:12.264
7	1:41.439	+2.955	12:03:53.703
8	1:44.955	+6.471	12:05:38.658

<b>(46) Ian HUMPHISH</b>			
1	1:43.766	+4.745	11:52:43.948
2	1:44.680	+5.659	11:54:28.628
3	1:39.801	+0.780	11:56:08.429
4	<b>1:39.021</b>		11:57:47.450
5	1:43.202	+4.181	11:59:30.652
6	1:44.698	+5.677	12:01:15.350
7	1:40.833	+1.812	12:02:56.183
8	1:41.369	+2.348	12:04:37.552

<b>(15) David COX</b>			
1	1:39.367	+0.152	11:52:32.494
2	2:50.033	+110.818	11:55:22.527
3	1:41.372	+2.157	11:57:03.899
4	1:39.479	+0.264	11:58:43.378
5	<b>1:39.215</b>		12:00:22.593
6	1:39.419	+0.204	12:02:02.012
7	1:39.369	+0.154	12:03:41.381
8	1:40.041	+0.826	12:05:21.422

<b>(99) Darren FLOUNDERS</b>			
1	1:50.069	+10.722	11:53:07.356
2	1:42.007	+2.660	11:54:49.363
3	<b>1:39.347</b>		11:56:28.710
4	1:42.326	+2.979	11:58:11.036
5	1:44.693	+5.346	11:59:55.729
6	1:40.977	+1.630	12:01:36.706
7	1:41.009	+1.662	12:03:17.715
8	1:42.120	+2.773	12:04:59.835

<b>(51) Malcolm TURNBULL</b>			
1	1:46.799	+7.364	11:53:05.778
2	1:40.284	+0.849	11:54:46.062
3	1:40.067	+0.632	11:56:26.129
4	1:43.065	+3.630	11:58:09.194
5	<b>1:39.435</b>		11:59:48.629
6	1:47.045	+7.610	12:01:35.674
7	1:40.422	+0.987	12:03:16.096
8	1:42.760	+3.325	12:04:58.856

<b>(79) Gavin LEE</b>			
1	1:40.825	+0.678	11:52:54.954
2	<b>1:40.147</b>		11:54:35.101
3	1:41.311	+1.164	11:56:16.412
4	1:40.709	+0.562	11:57:57.121
5	1:41.210	+1.063	11:59:38.331
6	1:41.004	+0.857	12:01:19.335
7	1:42.292	+2.145	12:03:01.627
8	1:41.271	+1.124	12:04:42.898

<b>(49) Mike WILLIAMSON</b>			
1	<b>1:47.877</b>	+7.724	11:53:06.606
2	<b>1:40.970</b>	+0.817	11:54:47.576
3	<b>1:40.153</b>		11:56:27.729
4	1:43.034	+2.881	11:58:10.763
5	1:40.501	+0.348	11:59:51.264
6	1:40.808	+0.655	12:01:32.072
7	1:40.883	+0.730	12:03:12.955
8	1:43.234	+3.081	12:04:56.189

<b>(33) Robert BARNES</b>			
1	1:46.887	+6.631	11:53:22.023
2	1:42.462	+2.206	11:55:04.485
3	1:41.284	+1.028	11:56:45.769
4	1:41.527	+1.271	11:58:27.296
5	<b>1:40.256</b>		12:00:07.552
6	1:40.969	+0.713	12:01:48.521
7	1:42.534	+2.278	12:03:31.055
8	1:41.660	+1.404	12:05:12.715

<b>(1) Paul MOSS</b>			
1	1:44.040	+3.702	11:52:38.169
2	1:43.944	+3.606	11:54:22.113
3	1:41.031	+0.693	11:56:03.144
4	<b>1:40.338</b>		11:57:43.482
5	1:40.408	+0.070	11:59:23.890
6	1:46.946	+6.608	12:01:10.836
7	1:41.017	+0.679	12:02:51.853
8	1:52.085	+11.747	12:04:43.938

<b>(16) Mick STARKEY</b>			
1	1:44.798	+3.827	11:53:02.950
2	1:41.414	+0.443	11:54:44.364
3	1:41.119	+0.148	11:56:25.483
4	<b>1:40.971</b>		11:58:06.454
5	1:41.598	+0.627	11:59:48.052
6	1:41.235	+0.264	12:01:29.287
7	1:41.766	+0.795	12:03:11.053
8	1:43.352	+2.381	12:04:54.405

<b>(38) Roy JOHNSTON</b>			
1	1:47.209	+5.987	11:53:26.462
2	1:43.266	+2.044	11:55:09.728
3	1:41.864	+0.642	11:56:51.592
4	1:42.644	+1.422	11:58:34.236
5	1:43.580	+2.358	12:00:17.816
6	1:41.682	+0.460	12:01:59.498
7	1:42.702	+1.480	12:03:42.200
8	<b>1:41.222</b>		12:05:23.422

<b>(74) James ATKINSON</b>			
1	1:44.554	+2.408	11:53:12.879
2	1:43.792	+1.646	11:54:56.671
3	<b>1:42.146</b>		11:56:38.817
4	1:43.076	+0.930	11:58:21.893
5	1:42.356	+0.210	12:00:04.249
6	1:46.443	+4.297	12:01:50.692

<b>(22) Ian BLACKLIN</b>			
1	1:47.940	+5.470	11:53:26.002
2	1:45.034	+2.564	11:55:11.036
3	1:43.890	+1.420	11:56:54.926
4	1:43.128	+0.658	11:58:38.054
5	1:43.007	+0.537	12:00:21.061
6	1:43.019	+0.549	12:02:04.080

Clerk of the Course - Sig

Time

Orbits 4

Chief Timekeeper - Ian Sharp (SMART)

www.amb-it.com

Weather

Track

www.mylaps.com

Times on smart-timing.co.uk & mylaps.com

Licensed to: SMART

# DDMC Race Meeting

NSSCC Classes B,C,D,H

Croft 2.100 Miles

Practice 4

27/09/2008 11:55

Practice started at 11:49:17

Lap	Lap Tm	Diff	Time of Day
7	<b>1:43.271</b>	+0.801	12:03:47.351
8	<b>1:42.470</b>		12:05:29.821

(5) Terry WRIGHT

1	1:50.530	+7.487	11:53:17.580
2	1:43.157	+0.114	11:55:00.737
3	<b>1:43.043</b>		11:56:43.780
4	1:45.340	+2.297	11:58:29.120
5	1:45.669	+2.626	12:00:14.789
6	1:45.523	+2.480	12:02:00.312
7	1:46.416	+3.373	12:03:46.728
8	1:52.329	+9.286	12:05:39.057

(70) Mark ARMSTRONG

1	1:48.705	+5.607	11:53:18.877
2	1:44.937	+1.839	11:55:03.814
3	1:45.000	+1.902	11:56:48.814
4	1:48.732	+5.634	11:58:37.546
5	1:45.511	+2.413	12:00:23.057
6	1:43.477	+0.379	12:02:06.534
7	<b>1:43.098</b>		12:03:49.632
8	1:46.486	+3.388	12:05:36.118

(82) David SWALES

1	1:47.092	+3.857	11:53:21.784
2	1:45.708	+2.473	11:55:07.492
3	<b>1:43.235</b>		11:56:50.727
4	1:46.493	+3.258	11:58:37.220
5	1:43.551	+0.316	12:00:20.771
6	1:44.141	+0.906	12:02:04.912
7	1:44.160	+0.925	12:03:49.072
8	1:43.433	+0.198	12:05:32.505

(77) Paul INGRAM

1	1:53.005	+9.667	11:53:47.540
2	1:48.297	+4.959	11:55:35.837
3	1:45.102	+1.764	11:57:20.939
4	1:49.412	+6.074	11:59:10.351
5	1:50.872	+7.534	12:01:01.223
6	1:45.112	+1.774	12:02:46.335
7	<b>1:43.338</b>		12:04:29.673

(34) Dave BREWIS

1	1:48.762	+4.680	11:53:27.446
2	1:44.654	+0.572	11:55:12.100
3	1:44.871	+0.789	11:56:56.971
4	1:45.810	+1.728	11:58:42.781
5	1:44.989	+0.907	12:00:27.770
6	<b>1:44.082</b>		12:02:11.852
7	1:44.410	+0.328	12:03:56.262
8	1:46.233	+2.151	12:05:42.495

(41) Malcolm DEARNLEY

1	1:47.501	+3.358	11:53:19.601
2	1:44.655	+0.512	11:55:04.256
3	1:44.970	+0.827	11:56:49.226
4	<b>1:44.143</b>		11:58:33.369
5	1:45.233	+1.090	12:00:18.602
6	1:44.760	+0.617	12:02:03.362
7	1:44.927	+0.784	12:03:48.289
8	1:45.334	+1.191	12:05:33.623

(48) Gareth NUTLEY

1	1:52.764	+6.588	11:53:44.038
2	1:49.354	+3.178	11:55:33.392
3	<b>1:46.176</b>		11:57:19.568

Lap	Lap Tm	Diff	Time of Day
(58) Simon WING			
1	<b>1:50.021</b>	+1.776	11:53:31.420
2	<b>1:57.895</b>	+9.650	11:55:29.315
3	<b>1:49.791</b>	+1.546	11:57:19.106
4	<b>1:51.713</b>	+3.468	11:59:10.819
5	<b>1:50.116</b>	+1.871	12:01:00.935
6	<b>1:48.899</b>	+0.654	12:02:49.834
7	<b>1:48.245</b>		12:04:38.079

(31) Jason LAPPIN

1	1:56.074	+6.023	11:53:48.655
2	1:53.066	+3.015	11:55:41.721
3	1:53.711	+3.660	11:57:35.432
4	<b>1:50.051</b>		11:59:25.483
5	1:50.684	+0.633	12:01:16.167
6	1:50.442	+0.391	12:03:06.609
7	1:50.689	+0.638	12:04:57.298

Lap	Lap Tm	Diff	Time of Day
-----	--------	------	-------------

# DDMC Race Meeting

NSSCC Classes B,C,D,H

Croft 2.100 Miles

Race 2 - First Race

27/09/2008 14:30

Race (15:00 and 1 Laps)

POLE POSITION

**2**  
69 Simon BLANKLEY  
1:34.613

**1**  
54 Andrew MORRISON  
1:34.050

**1**

**4**  
2 Simon DEATON  
1:36.105

**3**  
21 Ken HALL  
1:35.793

**2**

**6**  
26 Stephen FERGUSON  
1:36.725

**5**  
25 Philip HOUSE  
1:36.623

**3**

**8**  
43 Peter ISHERWOOD  
1:38.484

**7**  
44 Michael CUTT  
1:37.051

**4**

**10**  
15 David COX  
1:39.215

**9**  
46 Ian HUMPISH  
1:39.021

**5**

**12**  
51 Malcolm TURNBULL  
1:39.435

**11**  
99 Darren FLOUNDERS  
1:39.347

**6**

**14**  
49 Mike WILLIAMSON  
1:40.153

**13**  
79 Gavin LEE  
1:40.147

**7**

**16**  
1 Paul MOSS  
1:40.338

**15**  
33 Robert BARNES  
1:40.256

**8**

**18**  
38 Roy JOHNSTON  
1:41.222

**17**  
16 Mick STARKEY  
1:40.971

**9**

**20**  
22 Ian BLACKLIN  
1:42.470

**19**  
74 James ATKINSON  
1:42.146

**10**

**22**  
70 Mark ARMSTRONG  
1:43.098

**21**  
5 Terry WRIGHT  
1:43.043

**11**

**24**  
77 Paul INGRAM  
1:43.338

**23**  
82 David SWALES  
1:43.235

**12**

Clerk of the Course - Sig

Time

Orbits 4

Chief Timekeeper - Ian Sharp (SMART)

[www.amb-it.com](http://www.amb-it.com)

Weather

Track

[www.mylaps.com](http://www.mylaps.com)

Times on [smart-timing.co.uk](http://smart-timing.co.uk) & [mylaps.com](http://mylaps.com)

Licensed to: SMART



# DDMC Race Meeting

NSSCC Classes B,C,D,H

Croft 2.100 Miles

Race 2 - First Race

27/09/2008 14:30

Race (15:00 and 1 Laps)

**26**

41 Malcolm DEARNLEY  
1:44.143

**28**

58 Simon WING  
1:48.245

**25**

34 Dave BREWIS  
1:44.082

**27**

48 Gareth NUTLEY  
1:46.176

**29**

31 Jason LAPPIN  
1:50.051

**13**

**14**

**15**

Date : 28/09/2008  
Time : 10:22

# Scottish Motorsports Automatic Race Timing (S.M.A.R.T)

Telephone 01896 752 447

## Grid Sheet

### Race 7 Northern Sports & Saloons Championship - Classes B, C, D & H - Race 2

Start Time :  
Finish Time :

Road :  
Weather :

#### FRONT

			<i>POLE</i>
Position No. 2	69	Position No. 1	54
Position No. 4	21	Position No. 3	2
Position No. 6	44	Position No. 5	25
Position No. 8	43	Position No. 7	26
Position No. 10	46	Position No. 9	15
Position No. 12	1	Position No. 11	51
Position No. 14	79	Position No. 13	49
Position No. 16	99	Position No. 15	33
Position No. 18	38	Position No. 17	16
Position No. 20	22	Position No. 19	74
Position No. 22	82	Position No. 21	5
Position No. 24	34	Position No. 23	70
Position No. 26	77	Position No. 25	41
Position No. 28	48	Position No. 27	58
Position No. 30		Position No. 29	31

Date : 28/09/2008  
Time : 10:22

Position No. 32

Position No. 31

**DDMC Race Meeting****Sorted on Best Lap time**

GT Cup 2008

Croft 2.100 Miles

Practice 5 - Qualifying

27/09/2008 12:15

Practice started at 12:09:23

Pos	No.	Name	Make/Model	CC	Class	C Laps	Best Tm	Diff 1 Lap	Best Spd	2nd Best
1	50	Paul HOGARTH	Lamborghini Gallardo	5000	Inv	6	1:23.207		90.858	1:28.357
2	22	Tommy CORREIA	Ferrari 430 Challenge	3586	1	8	1:25.447	2.240	88.476	1:25.772
3	16	Colin SIMPSON	Marcos Mantis	4600	1	10	1:27.105	3.898	86.792	1:27.157
4	56	Alan KEITH	Porsche 997 GT3	3600	1	9	1:27.131	3.924	86.766	1:27.365
5	40	Paul MACE	Porsche 996 GT3	3600	2	7	1:27.137	3.930	86.760	1:28.523
6	33	Colin BROSTER	Porsche 996 GT3	3600	2	10	1:27.194	3.987	86.703	1:27.363
7	73	Mark STEPHENSON	Porsche 997 GT3	3600	1	10	1:27.644	4.437	86.258	1:27.767
8	88	Leon PRICE	Ferrari 430 Challenge	4308	1	10	1:27.750	4.543	86.154	1:27.902
9	9	Pete MORRIS	Porsche 996 GT3	3600	2	10	1:27.833	4.626	86.072	1:27.914
10	34	Jeff LEADLEY	Ferrari 430 Challenge	3586	1	10	1:28.050	4.843	85.860	1:28.097
11	99	George BREWSTER	Porsche 997 GT3	3600	1	10	1:28.099	4.892	85.813	1:28.125
12	5	Ian HARTLEY	Ferrari 430 Challenge	3586	1	10	1:29.003	5.796	84.941	1:29.385
13	8	David BOTTERILL	Porsche 994 Turbo	2994	3	10	1:32.201	8.994	81.995	1:32.644
14	7	Bertie CARRUTHERS	Porsche 996 GT3	3600	2	10	1:33.066	9.859	81.233	1:33.104
15	42	John TAYLOR	Porsche 996 GT3	3600	2	10	1:33.631	10.424	80.742	1:33.815
16	46	Russ NATHAN	Ferrari 360 Challenge	3600	3	9	1:37.388	14.181	77.628	1:37.954

Clerk of the Course - Sig

Time

Orbits 4

Chief Timekeeper - Ian Sharp (SMART)

[www.amb-it.com](http://www.amb-it.com)

Weather

Track

[www.mylaps.com](http://www.mylaps.com)Times on [smart-timing.co.uk](http://smart-timing.co.uk) & [mylaps.com](http://mylaps.com)

Licensed to: SMART

Printed: 28/09/2008 09:56:28

# DDMC Race Meeting

GT Cup 2008

Croft 2.100 Miles

Practice 5 - Qualifying

27/09/2008 12:15

Practice started at 12:09:23

Lap	Lap Tm	Diff	Time of Day
<b>(50) Paul HOGARTH</b>			
1			12:11:00.968
2	<b>1:33.690</b>	+10.483	12:12:34.658
3	<b>1:30.723</b>	+7.516	12:14:05.381
4	<b>1:28.357</b>	+5.150	12:15:33.738
5	<b>1:23.207</b>		12:16:56.945
6	1:30.722	+7.515	12:18:27.667

Lap	Lap Tm	Diff	Time of Day
<b>(22) Tommy CORREIA</b>			
1			12:10:28.447
2	1:27.361	+1.914	12:11:55.808
3	<b>1:25.447</b>		12:13:21.255
4	1:25.772	+0.325	12:14:47.027
5	1:26.884	+1.437	12:16:13.911
6	1:29.153	+3.706	12:17:43.064
7	1:29.276	+3.829	12:19:12.340
8	1:30.361	+4.914	12:20:42.701

Lap	Lap Tm	Diff	Time of Day
<b>(16) Colin SIMPSON</b>			
1			12:10:53.892
2	1:30.441	+3.336	12:12:24.333
3	1:27.605	+0.500	12:13:51.938
4	1:35.258	+8.153	12:15:27.196
5	1:27.157	+0.052	12:16:54.353
6	<b>1:27.105</b>		12:18:21.458
7	1:28.056	+0.951	12:19:49.514
8	1:29.372	+2.267	12:21:18.886
9	1:27.923	+0.818	12:22:46.809
10	1:28.983	+1.878	12:24:15.792

Lap	Lap Tm	Diff	Time of Day
<b>(56) Alan KEITH</b>			
1			12:11:43.053
2	1:30.332	+3.201	12:13:13.385
3	1:27.987	+0.856	12:14:41.372
4	1:28.060	+0.929	12:16:09.432
5	1:31.852	+4.721	12:17:41.284
6	1:39.812	+12.681	12:19:21.096
7	1:27.365	+0.234	12:20:48.461
8	<b>1:27.131</b>		12:22:15.592
9	1:38.736	+11.605	12:23:54.328

Lap	Lap Tm	Diff	Time of Day
<b>(40) Paul MACE</b>			
1			12:11:35.919
2	1:32.736	+5.599	12:13:08.655
3	<b>1:27.137</b>		12:14:35.792
4	1:28.523	+1.386	12:16:04.315
5	1:28.981	+1.844	12:17:33.296
6	2:15.249	+48.112	12:19:48.545
7	1:40.041	+12.904	12:21:28.586

Lap	Lap Tm	Diff	Time of Day
<b>(33) Colin BROSTER</b>			
1			12:10:53.163
2	1:30.612	+3.418	12:12:23.775
3	1:27.600	+0.406	12:13:51.375
4	1:27.840	+0.646	12:15:19.215
5	<b>1:27.194</b>		12:16:46.409
6	1:27.429	+0.235	12:18:13.838
7	1:27.363	+0.169	12:19:41.201
8	2:41.976	+1:14.782	12:22:23.177
9	1:27.829	+0.635	12:23:51.006
10	1:28.035	+0.841	12:25:19.041

Lap	Lap Tm	Diff	Time of Day
<b>(73) Mark STEPHENSON</b>			
1			12:10:41.755
2	1:32.602	+4.958	12:12:14.357

Lap	Lap Tm	Diff	Time of Day
3	<b>1:31.179</b>	+3.535	12:13:45.536
4	<b>1:27.849</b>	+0.205	12:15:13.385
5	<b>1:29.039</b>	+1.395	12:16:42.424
6	<b>1:27.644</b>		12:18:10.068
7	1:28.869	+1.225	12:19:38.937
8	1:28.614	+0.970	12:21:07.551
9	1:29.408	+1.764	12:22:36.959
10	1:27.767	+0.123	12:24:04.726

Lap	Lap Tm	Diff	Time of Day
<b>(88) Leon PRICE</b>			
1			12:10:56.159
2	1:39.956	+12.206	12:12:36.115
3	1:35.125	+7.375	12:14:11.240
4	1:29.348	+1.598	12:15:40.588
5	<b>1:27.750</b>		12:17:08.338
6	1:27.902	+0.152	12:18:36.240
7	1:28.688	+0.938	12:20:04.928
8	1:28.726	+0.976	12:21:33.654
9	1:28.729	+0.979	12:23:02.383
10	1:28.152	+0.402	12:24:30.535

Lap	Lap Tm	Diff	Time of Day
<b>(9) Pete MORRIS</b>			
1			12:10:43.981
2	1:35.280	+7.447	12:12:19.261
3	1:28.309	+0.476	12:13:47.570
4	1:28.106	+0.273	12:15:15.676
5	1:27.949	+0.116	12:16:43.625
6	<b>1:27.833</b>		12:18:11.458
7	1:28.223	+0.390	12:19:39.681
8	1:28.496	+0.663	12:21:08.177
9	1:29.410	+1.577	12:22:37.587
10	1:27.914	+0.081	12:24:05.501

Lap	Lap Tm	Diff	Time of Day
<b>(34) Jeff LEADLEY</b>			
1			12:10:34.674
2	1:29.022	+0.972	12:12:03.696
3	1:28.097	+0.047	12:13:31.793
4	<b>1:28.050</b>		12:14:59.843
5	1:28.172	+0.122	12:16:28.015
6	1:28.440	+0.390	12:17:56.455
7	1:31.292	+3.242	12:19:27.747
8	1:30.721	+2.671	12:20:58.468
9	1:29.216	+1.166	12:22:27.684
10	1:29.041	+0.991	12:23:56.725

Lap	Lap Tm	Diff	Time of Day
<b>(99) George BREWSTER</b>			
1			12:10:58.902
2	1:33.897	+5.798	12:12:32.799
3	1:30.713	+2.614	12:14:03.512
4	1:30.894	+2.795	12:15:34.406
5	1:28.125	+0.026	12:17:02.531
6	1:28.155	+0.056	12:18:30.686
7	<b>1:28.099</b>		12:19:58.785
8	1:29.930	+1.831	12:21:28.715
9	1:28.943	+0.844	12:22:57.658
10	1:28.782	+0.683	12:24:26.440

Lap	Lap Tm	Diff	Time of Day
<b>(5) Ian HARTLEY</b>			
1			12:10:38.864
2	1:55.046	+26.043	12:12:33.910
3	1:32.289	+3.286	12:14:06.199
4	1:29.385	+0.382	12:15:35.584
5	<b>1:29.003</b>		12:17:04.587
6	1:29.486	+0.483	12:18:34.073
7	1:30.511	+1.508	12:20:04.584
8	1:33.356	+4.353	12:21:37.940

Lap	Lap Tm	Diff	Time of Day
9	<b>1:31.349</b>	+2.346	12:23:09.289
10	<b>1:44.796</b>	+15.793	12:24:54.085

Lap	Lap Tm	Diff	Time of Day
<b>(8) David BOTTERILL</b>			
1			12:11:08.569
2	<b>1:36.406</b>	+4.205	12:12:44.975
3	<b>1:32.802</b>	+0.601	12:14:17.777
4	<b>1:32.731</b>	+0.530	12:15:50.508
5	<b>1:32.644</b>	+0.443	12:17:23.152
6	<b>1:32.201</b>		12:18:55.353
7	1:34.357	+2.156	12:20:29.710
8	1:33.472	+1.271	12:22:03.182
9	1:43.454	+11.253	12:23:46.636
10	1:49.736	+17.535	12:25:36.372

Lap	Lap Tm	Diff	Time of Day
<b>(7) Bertie CARRUTHERS</b>			
1			12:11:07.427
2	1:41.375	+8.309	12:12:48.802
3	1:37.163	+4.097	12:14:25.965
4	1:33.708	+0.642	12:15:59.673
5	1:34.917	+1.851	12:17:34.590
6	1:34.396	+1.330	12:19:08.986
7	<b>1:33.066</b>		12:20:42.052
8	1:33.104	+0.038	12:22:15.156
9	1:33.908	+0.842	12:23:49.064
10	1:33.548	+0.482	12:25:22.612

Lap	Lap Tm	Diff	Time of Day
<b>(42) John TAYLOR</b>			
1			12:10:55.445
2	1:36.720	+3.089	12:12:32.165
3	1:37.842	+4.211	12:14:10.007
4	1:34.579	+0.948	12:15:44.586
5	1:34.755	+1.124	12:17:19.341
6	1:35.685	+2.054	12:18:55.026
7	1:35.413	+1.782	12:20:30.439
8	<b>1:33.631</b>		12:22:04.070
9	1:33.910	+0.279	12:23:37.980
10	1:33.815	+0.184	12:25:11.795

Lap	Lap Tm	Diff	Time of Day
<b>(46) Russ NATHAN</b>			
1			12:10:59.595
2	1:46.976	+9.588	12:12:46.571
3	1:40.285	+2.897	12:14:26.856
4	<b>1:37.388</b>		12:16:04.244
5	1:41.374	+3.986	12:17:45.618
6	1:41.714	+4.326	12:19:27.332
7	1:37.954	+0.566	12:21:05.286
8	1:38.895	+1.507	12:22:44.181
9	1:38.043	+0.655	12:24:22.224

Clerk of the Course - Sig

Time

Orbits 4

Chief Timekeeper - Ian Sharp (SMART)

www.amb-it.com

Weather

Track

www.mylaps.com

Times on smart-timing.co.uk & mylaps.com

Licensed to: SMART

Printed: 28/09/2008 09:57:05

# DDMC Race Meeting

GT Cup 2008

Race 3 - First Race

Race

Croft 2.100 Miles

27/09/2008 15:00

POLE POSITION

<b>2</b> 22 Tommy CORREIA 1:25.447
<b>4</b> 33 Colin BROSTER 1:27.194
<b>6</b> 88 Leon PRICE 1:27.750
<b>8</b> 34 Jeff LEADLEY 1:28.050
<b>10</b> 5 Ian HARTLEY 1:29.003
<b>12</b> 7 Bertie CARRUTHERS 1:33.066
<b>14</b> 46 Russ NATHAN 1:37.388

<b>1</b> 50 Paul HOGARTH 1:23.207
<b>3</b> 40 Paul MACE 1:27.137
<b>5</b> 73 Mark STEPHENSON 1:27.644
<b>7</b> 9 Pete MORRIS 1:27.833
<b>9</b> 99 George BREWSTER 1:28.099
<b>11</b> 8 David BOTTERILL 1:32.201
<b>13</b> 42 John TAYLOR 1:33.631

1  
2  
3  
4  
5  
6  
7

# DDMC Race Meeting

GT Cup 2008

Race 8 - Second Race

Race (30:00 Time)

Croft 2.100 Miles

28/09/2008 13:10

POLE POSITION

**2**  
33 Colin BROSTER  
1:27.363

**4**  
88 Leon PRICE  
1:27.902

**6**  
34 Jeff LEADLEY  
1:28.097

**8**  
50 Paul HOGARTH  
1:28.357

**10**  
5 Ian HARTLEY  
1:29.385

**12**  
7 Bertie CARRUTHERS  
1:33.104

**14**  
46 Russ NATHAN  
1:37.954

**1**  
22 Tommy CORREIA  
1:25.772

**3**  
73 Mark STEPHENSON  
1:27.767

**5**  
9 Pete MORRIS  
1:27.914

**7**  
99 George BREWSTER  
1:28.125

**9**  
40 Paul MACE  
1:28.523

**11**  
8 David BOTTERILL  
1:32.644

**13**  
42 John TAYLOR  
1:33.815

**1**

**2**

**3**

**4**

**5**

**6**

**7**

## DDMC Race Meeting

Sorted on Best Lap time

NSSCC Classes A,E,F,G

Croft 2.100 Miles

Practice 6

27/09/2008 12:40

Practice (15:00 Time) started at 12:30:25

Pos	No.	Name	Make/Model	CC	Class C	Laps	Best Tm	Diff 1 Lap	Best Spd	2nd Best	
1	90	Richard WAREING	Lotus Europa	2298	A2	8	1:26.324	3	87.577	1:26.505	
2	47	Jeff COOPER	Caterham	2300	E	9	1:28.802	2.478	6	85.133	1:29.119
3	7	Phil MORRIS	Caterham 7	2298	E	9	1:29.789	3.465	7	84.197	1:30.234
4	80	Stewart WHYTE	Honda Accord	2000	A2	8	1:29.846	3.522	7	84.144	1:30.230
5	65	Duncan MARSHALL	Sylva Phoenix	1000	F	9	1:30.222	3.898	9	83.793	1:30.454
6	87	Ed HAYES	Caterham CSR	2300	A2	9	1:30.707	4.383	7	83.345	1:30.883
7	9	Richard WRIGHT	TVR Tuscan	4200	A1	7	1:31.052	4.728	6	83.029	1:33.894
8	1	Bill ADDISON	Caterham C400	2000	E	9	1:31.380	5.056	4	82.731	1:31.982
9	69	Simon BLANKLEY	Seat Leon	1998	A2	7	1:31.438	5.114	3	82.679	1:32.238
10	10	Andy HARVEY	Impreza Wrx	2000T	A2	8	1:32.056	5.732	4	82.124	1:32.174
11	16	Colin SIMPSON	Marcos Mantis	4600	A1	4	1:32.175	5.851	2	82.018	1:33.511
12	42	Tony ABRAMS	TVR Tuscan	4997	A1	8	1:33.604	7.280	7	80.766	1:34.112
13	36	Ian FLETCHER	Fletcher Hornet	997	F	9	1:34.133	7.809	5	80.312	1:34.476
14	43	Peter ISHERWOOD	Subaru Impreza	2000T	A1	8	1:34.705	8.381	3	79.827	1:35.228
15	2	Simon DEATON	Mitsubishi Evo 5	2000T	A1	2	1:35.032	8.708	2	79.552	1:40.828
16	81	Bryan HEALEY	Sylva Riot	998	F	9	1:35.097	8.773	4	79.498	1:35.209
17	8	David BOTTERILL	Porsche 944	2994	A1	5	1:35.368	9.044	3	79.272	1:35.421
18	62	Marcus HOGARTH	Ford Mando	1996	A2	6	1:35.416	9.092	3	79.232	1:35.650
19	4	David BONE	Westfield SeiW	2000	A2	8	1:35.596	9.272	7	79.083	1:35.900
20	28	Sam ARREBERG	Caterham	1800	E	8	1:36.722	10.398	7	78.162	1:37.276
21	18	Phillip DICKINSON	TVR Tuscan	5000	A1	8	1:37.197	10.873	6	77.780	1:39.253
22	14	Benjamin HARVEY	Seat Leon Cupra R	1800T	A1	8	1:37.200	10.876	6	77.778	1:37.285
23	11	Martyn LIGHTFOOT	Raw Striker	1600	G	8	1:37.520	11.196	6	77.523	1:37.539
24	57	Kyle MURCHIE	ST Loco Blade	974	F	8	1:38.276	11.952	8	76.926	1:39.973
25	20	Derek LINLEY	Wildcat Sprint	1700	A2	8	1:38.659	12.335	7	76.628	1:38.858
26	48	Walter BELL	STM Ninja	889	F	8	1:39.110	12.786	2	76.279	1:39.969
27	76	Kingsley INGRAM	Caterham	1800	G	8	1:40.197	13.873	8	75.451	1:40.384
28	44	Gary LANCASHIRE	TVR Tuscan	4800	A1	7	1:42.911	16.587	6	73.462	1:43.518
29	78	Simon FROWEN	Locoblade	919	F	8	1:44.504	18.180	8	72.342	1:45.146
30	31	John HEWITSON	Westfield	1700	G	7	1:45.410	19.086	6	71.720	1:46.302
31	6	Ian SWIFT	Westfield SEiW	1800	E	8	1:48.251	21.927	4	69.838	1:48.481

Clerk of the Course - Sig

Time

Orbits 4

Chief Timekeeper - Ian Sharp (SMART)

www.amb-it.com

Weather

Track

www.mylaps.com

Times on smart-timing.co.uk &amp; mylaps.com

Licensed to: SMART

Printed: 28/09/2008 10:18:15



# DDMC Race Meeting

NSSCC Classes A,E,F,G

Croft 2.100 Miles

Practice 6

27/09/2008 12:40

Practice (15:00 Time) started at 12:30:25

Lap	Lap Tm	Diff	Time of Day
(90) Richard WAREING			
1	1:31.187	+4.863	12:33:27.491
2	1:32.280	+5.956	12:34:59.771
3	1:26.324		12:36:26.095
4	1:28.703	+2.379	12:37:54.798
5	1:30.192	+3.868	12:39:24.990
6	1:28.286	+1.962	12:40:53.276
7	1:26.505	+0.181	12:42:19.781
8	1:28.641	+2.317	12:43:48.422

Lap	Lap Tm	Diff	Time of Day
(47) Jeff COOPER			
1	1:32.426	+3.624	12:33:41.098
2	1:32.484	+3.682	12:35:13.582
3	1:37.122	+8.320	12:36:50.704
4	1:30.085	+1.283	12:38:20.789
5	1:34.236	+5.434	12:39:55.025
6	1:28.802		12:41:23.827
7	1:30.379	+1.577	12:42:54.206
8	1:33.150	+4.348	12:44:27.356
9	1:29.119	+0.317	12:45:56.475

Lap	Lap Tm	Diff	Time of Day
(7) Phil MORRIS			
1	1:32.232	+2.443	12:33:31.216
2	1:32.372	+2.583	12:35:03.588
3	1:31.192	+1.403	12:36:34.780
4	1:30.234	+0.445	12:38:05.014
5	1:31.528	+1.739	12:39:36.542
6	2:34.531	+1:04.742	12:42:11.073
7	1:29.789		12:43:40.862
8	1:30.960	+1.171	12:45:11.822
9	1:35.680	+5.891	12:46:47.502

Lap	Lap Tm	Diff	Time of Day
(80) Stewart WHYTE			
1	1:43.407	+13.561	12:34:26.974
2	1:33.178	+3.332	12:36:00.152
3	1:34.657	+4.811	12:37:34.809
4	1:30.230	+0.384	12:39:05.039
5	1:33.045	+3.199	12:40:38.084
6	1:31.377	+1.531	12:42:09.461
7	1:29.846		12:43:39.307
8	1:43.677	+13.831	12:45:22.984

Lap	Lap Tm	Diff	Time of Day
(65) Duncan MARSHALL			
1	1:34.013	+3.791	12:33:47.128
2	1:32.003	+1.781	12:35:19.131
3	1:32.519	+2.297	12:36:51.650
4	1:30.977	+0.755	12:38:22.627
5	1:33.263	+3.041	12:39:55.890
6	1:31.313	+1.091	12:41:27.203
7	1:30.454	+0.232	12:42:57.657
8	1:31.616	+1.394	12:44:29.273
9	1:30.222		12:45:59.495

Lap	Lap Tm	Diff	Time of Day
(87) Ed HAYES			
1	1:44.280	+13.573	12:34:28.513
2	1:35.639	+4.932	12:36:04.152
3	1:32.547	+1.840	12:37:36.699
4	1:30.884	+0.177	12:39:07.583
5	1:30.883	+0.176	12:40:38.466
6	1:31.971	+1.264	12:42:10.437
7	1:30.707		12:43:41.144
8	1:33.656	+2.949	12:45:14.800
9	1:33.620	+2.913	12:46:48.420

Lap	Lap Tm	Diff	Time of Day
(9) Richard WRIGHT			

Lap	Lap Tm	Diff	Time of Day
1	1:51.132	+20.080	12:35:21.428
2	1:35.634	+4.582	12:36:57.062
3	1:33.894	+2.842	12:38:30.956
4	1:34.995	+3.943	12:40:05.951
5	1:51.507	+20.455	12:41:57.458
6	1:31.052		12:43:28.510
7	1:35.199	+4.147	12:45:03.709

Lap	Lap Tm	Diff	Time of Day
(1) Bill ADDISON			
1	1:34.718	+3.338	12:33:32.767
2	1:35.191	+3.811	12:35:07.958
3	1:32.693	+1.313	12:36:40.651
4	1:31.380		12:38:12.031
5	1:32.368	+0.988	12:39:44.399
6	1:32.409	+1.029	12:41:16.808
7	1:32.948	+1.568	12:42:49.756
8	1:31.982	+0.602	12:44:21.738
9	1:34.172	+2.792	12:45:55.910

Lap	Lap Tm	Diff	Time of Day
(69) Simon BLANKLEY			
1	1:39.725	+8.287	12:35:02.402
2	1:36.577	+5.139	12:36:38.979
3	1:31.438		12:38:10.417
4	1:32.865	+1.427	12:39:43.282
5	1:32.238	+0.800	12:41:15.520
6	1:32.609	+1.171	12:42:48.129
7	1:40.034	+8.596	12:44:28.163

Lap	Lap Tm	Diff	Time of Day
(10) Andy HARVEY			
1	1:42.664	+10.608	12:34:29.382
2	1:38.157	+6.101	12:36:07.539
3	1:35.719	+3.663	12:37:43.258
4	1:32.056		12:39:15.314
5	1:32.174	+0.118	12:40:47.488
6	1:50.050	+17.994	12:42:37.538
7	1:32.937	+0.881	12:44:10.475
8	1:33.281	+1.225	12:45:43.756

Lap	Lap Tm	Diff	Time of Day
(16) Colin SIMPSON			
1	1:37.108	+4.933	12:34:52.124
2	1:32.175		12:36:24.299
3	1:33.511	+1.336	12:37:57.810
4	1:52.049	+19.874	12:39:49.859

Lap	Lap Tm	Diff	Time of Day
(42) Tony ABRAMS			
1	1:42.988	+9.384	12:35:03.591
2	1:39.917	+6.313	12:36:43.508
3	1:36.667	+3.063	12:38:20.175
4	1:38.744	+5.140	12:39:58.919
5	1:37.177	+3.573	12:41:36.096
6	1:35.274	+1.670	12:43:11.370
7	1:33.604		12:44:44.974
8	1:34.112	+0.508	12:46:19.086

Lap	Lap Tm	Diff	Time of Day
(36) Ian FLETCHER			
1	1:37.403	+3.270	12:33:30.680
2	1:38.060	+3.927	12:35:08.740
3	1:50.306	+16.173	12:36:59.046
4	1:36.217	+2.084	12:38:35.263
5	1:34.133		12:40:09.396
6	1:35.204	+1.071	12:41:44.600
7	1:34.476	+0.343	12:43:19.076
8	1:35.642	+1.509	12:44:54.718
9	1:35.123	+0.990	12:46:29.841

Lap	Lap Tm	Diff	Time of Day
(43) Peter ISHERWOOD			

Lap	Lap Tm	Diff	Time of Day
1	1:39.916	+5.211	12:34:09.604
2	1:35.641	+0.936	12:35:45.245
3	1:34.705		12:37:19.950
4	1:36.960	+2.255	12:38:56.910
5	1:35.711	+1.006	12:40:32.621
6	1:35.228	+0.523	12:42:07.849
7	1:40.086	+5.381	12:43:47.935
8	1:37.703	+2.998	12:45:25.638

Lap	Lap Tm	Diff	Time of Day
(2) Simon DEATON			
1	1:40.828	+5.796	12:34:41.124
2	1:35.032		12:36:16.156

Lap	Lap Tm	Diff	Time of Day
(81) Bryan HEALEY			
1	1:38.669	+3.572	12:33:49.666
2	1:35.530	+0.433	12:35:25.196
3	1:37.453	+2.356	12:37:02.649
4	1:35.097		12:38:37.746
5	1:35.818	+0.721	12:40:13.564
6	1:35.209	+0.112	12:41:48.773
7	1:35.865	+0.768	12:43:24.638
8	1:37.578	+2.481	12:45:02.216
9	1:36.506	+1.409	12:46:38.722

Lap	Lap Tm	Diff	Time of Day
(8) David BOTTERILL			
1	1:35.867	+0.499	12:35:12.230
2	1:35.421	+0.053	12:36:47.651
3	1:35.368		12:38:23.019
4	1:35.663	+0.295	12:39:58.682
5	1:45.424	+10.056	12:41:44.106

Lap	Lap Tm	Diff	Time of Day
(62) Marcus HOGARTH			
1	1:37.507	+2.091	12:34:29.009
2	1:36.972	+1.556	12:36:05.981
3	1:35.416		12:37:41.397
4	1:35.854	+0.438	12:39:17.251
5	1:35.650	+0.234	12:40:52.901
6	1:41.219	+5.803	12:42:34.120

Lap	Lap Tm	Diff	Time of Day
(4) David BONE			
1	1:38.881	+3.285	12:34:12.558
2	1:37.709	+2.113	12:35:50.267
3	1:36.601	+1.005	12:37:26.868
4	1:35.900	+0.304	12:39:02.768
5	1:38.531	+2.935	12:40:41.299
6	1:36.463	+0.867	12:42:17.762
7	1:35.596		12:43:53.358
8	1:35.942	+0.346	12:45:29.300

Lap	Lap Tm	Diff	Time of Day
(28) Sam ARRENERG			
1	1:43.974	+7.252	12:34:24.818
2	1:43.529	+6.807	12:36:08.347
3	1:38.200	+1.478	12:37:46.547
4	1:37.276	+0.554	12:39:23.823
5	1:39.285	+2.563	12:41:03.108
6	1:38.005	+1.283	12:42:41.113
7	1:36.722		12:44:17.835
8	1:37.693	+0.971	12:45:55.528

Lap	Lap Tm	Diff	Time of Day
(18) Phillip DICKINSON			
1	1:47.274	+10.077	12:35:13.752
2	1:41.403	+4.206	12:36:55.155
3	1:41.527	+4.330	12:38:36.682
4	1:40.791	+3.594	12:40:17.473
5	1:40.932	+3.735	12:41:58.405
6	1:37.197		12:43:35.602

Clerk of the Course - Sig

Time

Orbits 4

Chief Timekeeper - Ian Sharp (SMART)

www.amb-it.com

Weather

Track

www.mylaps.com

Times on smart-timing.co.uk & mylaps.com

Licensed to: SMART

# DDMC Race Meeting

NSSCC Classes A,E,F,G

Croft 2.100 Miles

Practice 6

27/09/2008 12:40

Practice (15:00 Time) started at 12:30:25

Lap	Lap Tm	Diff	Time of Day
7	<b>1:39.253</b>	+2.056	12:45:14.855
8	<b>1:40.254</b>	+3.057	12:46:55.109

(14) Benjamin HARVEY

Lap	Lap Tm	Diff	Time of Day
1	<b>1:44.697</b>	+7.497	12:34:59.528
2	<b>1:40.703</b>	+3.503	12:36:40.231
3	<b>1:38.565</b>	+1.365	12:38:18.796
4	<b>1:39.240</b>	+2.040	12:39:58.036
5	<b>1:40.568</b>	+3.368	12:41:38.604
6	<b>1:37.200</b>		12:43:15.804
7	1:40.612	+3.412	12:44:56.416
8	1:37.285	+0.085	12:46:33.701

(11) Martyn LIGHTFOOT

Lap	Lap Tm	Diff	Time of Day
1	1:43.623	+6.103	12:34:16.634
2	1:40.309	+2.789	12:35:56.943
3	1:41.893	+4.373	12:37:38.836
4	1:41.090	+3.570	12:39:19.926
5	1:38.985	+1.465	12:40:58.911
6	<b>1:37.520</b>		12:42:36.431
7	1:37.542	+0.022	12:44:13.973
8	1:37.539	+0.019	12:45:51.512

(57) Kyle MURCHIE

Lap	Lap Tm	Diff	Time of Day
1	1:45.214	+6.938	12:34:28.212
2	1:41.470	+3.194	12:36:09.682
3	1:47.166	+8.890	12:37:56.848
4	1:50.067	+11.791	12:39:46.915
5	1:42.531	+4.255	12:41:29.446
6	1:44.947	+6.671	12:43:14.393
7	1:39.973	+1.697	12:44:54.366
8	<b>1:38.276</b>		12:46:32.642

(20) Derek LINLEY

Lap	Lap Tm	Diff	Time of Day
1	1:49.773	+11.114	12:34:32.288
2	1:41.282	+2.623	12:36:13.570
3	1:39.078	+0.419	12:37:52.648
4	1:39.911	+1.252	12:39:32.559
5	1:38.858	+0.199	12:41:11.417
6	1:41.728	+3.069	12:42:53.145
7	<b>1:38.659</b>		12:44:31.804
8	1:42.008	+3.349	12:46:13.812

(48) Walter BELL

Lap	Lap Tm	Diff	Time of Day
1	1:42.530	+3.420	12:33:57.596
2	<b>1:39.110</b>		12:35:36.706
3	1:39.969	+0.859	12:37:16.675
4	1:41.066	+1.956	12:38:57.741
5	1:40.263	+1.153	12:40:38.004
6	1:41.800	+2.690	12:42:19.804
7	1:44.032	+4.922	12:44:03.836
8	1:44.025	+4.915	12:45:47.861

(76) Kingsley INGRAM

Lap	Lap Tm	Diff	Time of Day
1	1:45.613	+5.416	12:35:08.579
2	1:42.585	+2.388	12:36:51.164
3	1:41.362	+1.165	12:38:32.526
4	1:40.384	+0.187	12:40:12.910
5	1:40.950	+0.753	12:41:53.860
6	1:40.909	+0.712	12:43:34.769
7	1:42.249	+2.052	12:45:17.018
8	<b>1:40.197</b>		12:46:57.215

(44) Gary LANCASHIRE

Lap	Lap Tm	Diff	Time of Day
1	1:58.542	+15.631	12:35:23.990
2	1:49.274	+6.363	12:37:13.264

Lap	Lap Tm	Diff	Time of Day
3	<b>1:47.402</b>	+4.491	12:39:00.666
4	<b>1:45.037</b>	+2.126	12:40:45.703
5	<b>1:43.518</b>	+0.607	12:42:29.221
6	<b>1:42.911</b>		12:44:12.132
7	1:45.246	+2.335	12:45:57.378

(78) Simon FROWEN

Lap	Lap Tm	Diff	Time of Day
1	1:51.741	+7.237	12:34:01.148
2	1:49.127	+4.623	12:35:50.275
3	1:48.982	+4.478	12:37:39.257
4	1:48.335	+3.831	12:39:27.592
5	1:46.447	+1.943	12:41:14.039
6	1:46.471	+1.967	12:43:00.510
7	1:45.146	+0.642	12:44:45.656
8	<b>1:44.504</b>		12:46:30.160

(31) John HEWITSON

Lap	Lap Tm	Diff	Time of Day
1	1:49.562	+4.152	12:34:36.577
2	1:48.111	+2.701	12:36:24.688
3	1:46.302	+0.892	12:38:10.990
4	1:46.611	+1.201	12:39:57.601
5	1:49.082	+3.672	12:41:46.683
6	<b>1:45.410</b>		12:43:32.093
7	1:49.735	+4.325	12:45:21.828

(6) Ian SWIFT

Lap	Lap Tm	Diff	Time of Day
1	1:53.624	+5.373	12:34:09.441
2	1:48.572	+0.321	12:35:58.013
3	1:48.481	+0.230	12:37:46.494
4	<b>1:48.251</b>		12:39:34.745
5	1:49.484	+1.233	12:41:24.229
6	1:50.966	+2.715	12:43:15.195
7	1:50.282	+2.031	12:45:05.477
8	1:49.778	+1.527	12:46:55.255

Clerk of the Course - Sig

Time

Orbits 4

Chief Timekeeper - Ian Sharp (SMART)

www.amb-it.com

Weather

Track

www.mylaps.com

Times on smart-timing.co.uk & mylaps.com

Licensed to: SMART

# DDMC Race Meeting

NSSCC Classes A,E,F,G

Croft 2.100 Miles

Race 4 - First Race

27/09/2008 15:45

Race (15:00 and 1 Laps)

POLE POSITION

**2**  
47 Jeff COOPER  
1:28.802

**1**  
90 Richard WAREING  
1:26.324

**1**

**4**  
80 Stewart WHYTE  
1:29.846

**3**  
7 Phil MORRIS  
1:29.789

**2**

**6**  
87 Ed HAYES  
1:30.707

**5**  
65 Duncan MARSHALL  
1:30.222

**3**

**8**  
1 Bill ADDISON  
1:31.380

**7**  
9 Richard WRIGHT  
1:31.052

**4**

**10**  
10 Andy HARVEY  
1:32.056

**9**  
69 Simon BLANKLEY  
1:31.438

**5**

**12**  
42 Tony ABRAMS  
1:33.604

**11**  
16 Colin SIMPSON  
1:32.175

**6**

**14**  
43 Peter ISHERWOOD  
1:34.705

**13**  
36 Ian FLETCHER  
1:34.133

**7**

**16**  
81 Bryan HEALEY  
1:35.097

**15**  
2 Simon DEATON  
1:35.032

**8**

**18**  
62 Marcus HOGARTH  
1:35.416

**17**  
8 David BOTTERILL  
1:35.368

**9**

**20**  
28 Sam ARREBERG  
1:36.722

**19**  
4 David BONE  
1:35.596

**10**

**22**  
14 Benjamin HARVEY  
1:37.200

**21**  
18 Phillip DICKINSON  
1:37.197

**11**

**24**  
57 Kyle MURCHIE  
1:38.276

**23**  
11 Martyn LIGHTFOOT  
1:37.520

**12**

Clerk of the Course - Sig

Time

Orbits 4

Chief Timekeeper - Ian Sharp (SMART)

[www.amb-it.com](http://www.amb-it.com)

Weather

Track

[www.mylaps.com](http://www.mylaps.com)

Times on [smart-timing.co.uk](http://smart-timing.co.uk) & [mylaps.com](http://mylaps.com)

Licensed to: SMART

# DDMC Race Meeting

NSSCC Classes A,E,F,G

Croft 2.100 Miles

Race 4 - First Race

27/09/2008 15:45

Race (15:00 and 1 Laps)

**26**

48 Walter BELL  
1:39.110

**28**

44 Gary LANCASHIRE  
1:42.911

**30**

31 John HEWITSON  
1:45.410

**25**

20 Derek LINLEY  
1:38.659

**27**

76 Kingsley INGRAM  
1:40.197

**29**

78 Simon FROWEN  
1:44.504

**31**

6 Ian SWIFT  
1:48.251

**13**

**14**

**15**

**16**

Date : 28/09/2008  
Time : 10:21

# Scottish Motorsports Automatic Race Timing (S.M.A.R.T)

Telephone 01896 752 447

## Grid Sheet

### Race 9 Northern Sports & Saloons Championship - Classes A, E, F & G

Start Time :  
Finish Time :

Road :  
Weather :

#### FRONT

			<i>POLE</i>
Position No. 2	47	Position No. 1	90
Position No. 4	7	Position No. 3	80
Position No. 6	87	Position No. 5	65
Position No. 8	10	Position No. 7	1
Position No. 10	16	Position No. 9	69
Position No. 12	36	Position No. 11	42
Position No. 14	43	Position No. 13	81
Position No. 16	4	Position No. 15	8
Position No. 18	14	Position No. 17	28
Position No. 20	20	Position No. 19	11
Position No. 22	48	Position No. 21	18
Position No. 24	2	Position No. 23	76
Position No. 26	78	Position No. 25	44
Position No. 28	6	Position No. 27	31
Position No. 30	57	Position No. 29	9

Date : 28/09/2008  
Time : 10:21

Position No. 32

Position No. 31

# DDMC Race Meeting

Sorted on Laps

Lotus on Track Elise Trophy

Croft 2.100 Miles

Race 1 - First Race

27/09/2008 13:55

Race (20:00 Time) started at 13:53:57

Pos	No.	Name	Make/Model	CC	Class	Laps	Total Tm	Diff	Best Tm	Lap	Best Spd
1	88	Chris RANDALL	Elise S1 S/C Honda	2000	C	13	20:01.470		1:30.480	8	83.554
2	6	Andrew WALSH	Elise S1 Honda	2000	C	13	20:05.769	4.299	1:31.116	4	82.971
3	3	Paul O'NEILL	2-Eleven-Silver	1800	C	13	20:17.597	16.127	1:32.481	4	81.747
4	95	Gavin KIRBY	2-Eleven-Black	1800	211	13	20:18.105	16.635	1:32.543	11	81.692
5	42	Mark GOODAY	2-Eleven-Orange	1800	211	13	20:32.256	30.786	1:33.014	2	81.278
6	63	Dave PORTER	Elise	1800	B	13	20:32.891	31.421	1:33.394	10	80.947
7	24	Doug SETTERS	Elise Si S/C Honda	1800	C	13	21:12.728	1:11.258	1:35.478	10	79.181
8	29	Craig DENMAN	Elise S1 Duratec	1800	A	13	21:14.414	1:12.944	1:36.275	9	78.525
9	43	Martin JOHNSTON	2-Eleven-White	1800	211	13	21:20.186	1:18.716	1:36.162	6	78.617
10	18	Steve WILLIAMS	Elise S1 Duratec	2000	A	13	21:22.744	1:21.274	1:36.819	4	78.084
11	2	Malcolm EDESON	Elise S1 Sport 160	1800	A	13	21:22.894	1:21.424	1:36.048	11	78.711
12	9	Martin ROBERTS	Elise S2	1800	A	12	20:02.954	1 Lap	1:38.406	5	76.825
13	97	Andy DOLAN	Elise S1	1800	A	12	20:08.606	1 Lap	1:38.267	9	76.933
14	80	Stuart MASON	Elise S1	1800	A	12	20:12.447	1 Lap	1:38.720	4	76.580
15	45	Peter DRIVER	Elise S1 Sport 160	1800	A	12	20:14.719	1 Lap	1:39.543	9	75.947
16	62	Tom CHATTERWAY	Elise S1 PTP-165	1800	A	12	20:15.984	1 Lap	1:39.817	2	75.739
17	49	Steve WENTZELL	Elise S1	1800	A	12	20:23.090	1 Lap	1:38.947	8	76.405
18	77	Chris PEARSON	Motorsport Elise	1800	A	12	20:31.100	1 Lap	1:40.473	6	75.244
19	11	Russ TREASURE	Elise S2	1800	A	12	20:44.552	1 Lap	1:39.433	4	76.031
20	64	Tony VERRIER	Elise S1 Sport 160	1800	A	12	21:14.825	1 Lap	1:42.054	9	74.078
21	50	Keith HURFORD	Exige S2	1800	A	12	21:24.888	1 Lap	1:43.443	9	73.084
22	93	Vitthal CHAUHAN	Elise S1	1800	A	12	21:27.683	1 Lap	1:43.058	9	73.357
Not classified ()											
	70	Marcus JEWELL	Elise S1	1800	A	1	1:49.018	DNF	1:45.517	1	71.647
	23	Gary BROAD	Elise S1 111S	1800	A			DNS		0	-

## Announcements

- New Track Record (1:30.480) for Lotus on Track (C) by Chris RANDALL.
- New Track Record (1:32.481) for Lotus on Track (211) by Paul O'NEILL.
- New Track Record (1:33.394) for Lotus on Track (B) by Dave PORTER.
- New Track Record (1:36.819) for Lotus on Track (A) by Steve WILLIAMS.

Margin of Victory	Avg. Speed	Best Lap Tm	Best Spd	Best Lap by
4.299	81.800	1:30.480	83.554	88 - Chris RANDALL

Clerk of the Course - Sig	Time	Orbits 4
Chief Timekeeper - Ian Sharp (SMART)		www.amb-it.com
Weather	Track	www.mylaps.com
Times on smart-timing.co.uk & mylaps.com		Licensed to: SMART

# DDMC Race Meeting

Lotus on Track Elise Trophy

Croft 2.100 Miles

Race 1 - First Race

27/09/2008 13:55

Race (20:00 Time) started at 13:53:57

Lap	Lap Tm	Diff	Time of Day
<b>(88) Chris RANDALL</b>			
1	1:35.625	+5.145	13:55:34.520
2	1:31.388	+0.908	13:57:05.908
3	1:32.101	+1.621	13:58:38.009
4	1:31.597	+1.117	14:00:09.606
5	1:33.373	+2.893	14:01:42.979
6	1:32.551	+2.071	14:03:15.530
7	1:31.494	+1.014	14:04:47.024
8	1:30.480		14:06:17.504
9	1:32.771	+2.291	14:07:50.275
10	1:32.325	+1.845	14:09:22.600
11	1:31.458	+0.978	14:10:54.058
12	1:32.967	+2.487	14:12:27.025
13	1:32.271	+1.791	14:13:59.296

Lap	Lap Tm	Diff	Time of Day
<b>(6) Andrew WALSH</b>			
1	1:34.520	+3.404	13:55:33.837
2	1:31.966	+0.850	13:57:05.803
3	1:31.766	+0.650	13:58:37.569
4	1:31.116		14:00:08.685
5	1:34.194	+3.078	14:01:42.879
6	1:32.227	+1.111	14:03:15.106
7	1:32.650	+1.534	14:04:47.756
8	1:32.486	+1.370	14:06:20.242
9	1:32.976	+1.860	14:07:53.218
10	1:32.376	+1.260	14:09:25.594
11	1:33.193	+2.077	14:10:58.787
12	1:32.179	+1.063	14:12:30.966
13	1:32.629	+1.513	14:14:03.595

Lap	Lap Tm	Diff	Time of Day
<b>(3) Paul O'NEILL</b>			
1	1:37.605	+5.124	13:55:36.205
2	1:33.156	+0.675	13:57:09.361
3	1:32.776	+0.295	13:58:42.137
4	1:32.481		14:00:14.618
5	1:33.272	+0.791	14:01:47.890
6	1:33.296	+0.815	14:03:21.186
7	1:33.480	+0.999	14:04:54.666
8	1:33.364	+0.883	14:06:28.030
9	1:33.285	+0.804	14:08:01.315
10	1:33.741	+1.260	14:09:35.056
11	1:33.367	+0.886	14:11:08.423
12	1:33.542	+1.061	14:12:41.965
13	1:33.458	+0.977	14:14:15.423

Lap	Lap Tm	Diff	Time of Day
<b>(95) Gavin KIRBY</b>			
1	1:37.233	+4.690	13:55:37.518
2	1:32.739	+0.196	13:57:10.257
3	1:33.423	+0.880	13:58:43.680
4	1:33.625	+1.082	14:00:17.305
5	1:33.323	+0.780	14:01:50.628
6	1:32.912	+0.369	14:03:23.540
7	1:32.727	+0.184	14:04:56.267
8	1:34.749	+2.206	14:06:31.016
9	1:32.801	+0.258	14:08:03.817
10	1:32.710	+0.167	14:09:36.527
11	1:32.543		14:11:09.070
12	1:33.397	+0.854	14:12:42.467
13	1:33.464	+0.921	14:14:15.931

Lap	Lap Tm	Diff	Time of Day
<b>(42) Mark GOODAY</b>			
1	1:36.568	+3.554	13:55:36.560
2	1:33.014		13:57:09.574
3	1:33.605	+0.591	13:58:43.179
4	1:33.593	+0.579	14:00:16.772

Lap	Lap Tm	Diff	Time of Day
5	1:34.716	+1.702	14:01:51.488
6	1:34.687	+1.673	14:03:26.175
7	1:34.654	+1.640	14:05:00.829
8	1:36.399	+3.385	14:06:37.228
9	1:35.125	+2.111	14:08:12.353
10	1:34.272	+1.258	14:09:46.625
11	1:34.312	+1.298	14:11:20.937
12	1:34.644	+1.630	14:12:55.581
13	1:34.501	+1.487	14:14:30.082

Lap	Lap Tm	Diff	Time of Day
<b>(63) Dave PORTER</b>			
1	1:39.070	+5.676	13:55:38.649
2	1:34.331	+0.937	13:57:12.980
3	1:34.215	+0.821	13:58:47.195
4	1:33.780	+0.386	14:00:20.975
5	1:34.257	+0.863	14:01:55.232
6	1:34.270	+0.876	14:03:29.502
7	1:34.259	+0.865	14:05:03.761
8	1:37.007	+3.613	14:06:40.768
9	1:34.816	+1.422	14:08:15.584
10	1:33.394		14:09:48.978
11	1:33.529	+0.135	14:11:22.507
12	1:34.164	+0.770	14:12:56.671
13	1:34.046	+0.652	14:14:30.717

Lap	Lap Tm	Diff	Time of Day
<b>(24) Doug SETTERS</b>			
1	1:43.484	+8.006	13:55:44.502
2	1:37.839	+2.361	13:57:22.341
3	1:36.576	+1.098	13:58:58.917
4	1:36.646	+1.168	14:00:35.563
5	1:36.762	+1.284	14:02:12.325
6	1:36.102	+0.624	14:03:48.427
7	1:35.938	+0.460	14:05:24.365
8	1:39.469	+3.991	14:07:03.834
9	1:36.505	+1.027	14:08:40.339
10	1:35.478		14:10:15.817
11	1:37.682	+2.204	14:11:53.499
12	1:39.078	+3.600	14:13:32.577
13	1:37.977	+2.499	14:15:10.554

Lap	Lap Tm	Diff	Time of Day
<b>(29) Craig DENMAN</b>			
1	1:43.043	+6.768	13:55:43.756
2	1:36.803	+0.528	13:57:20.559
3	1:37.215	+0.940	13:58:57.774
4	1:36.586	+0.311	14:00:34.360
5	1:36.874	+0.599	14:02:11.234
6	1:36.830	+0.555	14:03:48.064
7	1:37.832	+1.557	14:05:25.896
8	1:37.166	+0.891	14:07:03.062
9	1:36.275		14:08:39.337
10	1:36.466	+0.191	14:10:15.803
11	1:38.916	+2.641	14:11:54.719
12	1:39.970	+3.695	14:13:34.689
13	1:37.551	+1.276	14:15:12.240

Lap	Lap Tm	Diff	Time of Day
<b>(43) Martin JOHNSTON</b>			
1	1:43.894	+7.732	13:55:45.524
2	1:37.544	+1.382	13:57:23.068
3	1:36.790	+0.628	13:58:59.858
4	1:36.636	+0.474	14:00:36.494
5	1:36.858	+0.696	14:02:13.352
6	1:36.162		14:03:49.514
7	1:37.302	+1.140	14:05:26.816
8	1:42.454	+6.292	14:07:09.270
9	1:38.193	+2.031	14:08:47.463
10	1:36.534	+0.372	14:10:23.997

Lap	Lap Tm	Diff	Time of Day
11	1:36.845	+0.683	14:12:00.842
12	1:38.996	+2.834	14:13:39.838
13	1:38.174	+2.012	14:15:18.012

Lap	Lap Tm	Diff	Time of Day
<b>(18) Steve WILLIAMS</b>			
1	1:45.439	+8.620	13:55:46.495
2	1:38.136	+1.317	13:57:24.631
3	1:37.477	+0.658	13:59:02.108
4	1:36.819		14:00:38.927
5	1:37.482	+0.663	14:02:16.409
6	1:37.641	+0.822	14:03:54.050
7	1:37.249	+0.430	14:05:31.299
8	1:37.937	+1.118	14:07:09.236
9	1:39.032	+2.213	14:08:48.268
10	1:37.447	+0.628	14:10:25.715
11	1:37.218	+0.399	14:12:02.933
12	1:38.807	+1.988	14:13:41.740
13	1:38.830	+2.011	14:15:20.570

Lap	Lap Tm	Diff	Time of Day
<b>(2) Malcolm EDESON</b>			
1	1:47.829	+11.781	13:55:49.448
2	1:39.397	+3.349	13:57:28.845
3	1:38.688	+2.640	13:59:07.533
4	1:37.593	+1.545	14:00:45.126
5	1:37.543	+1.495	14:02:22.669
6	1:37.146	+1.098	14:03:59.815
7	1:38.057	+2.009	14:05:37.872
8	1:37.146	+1.098	14:07:15.018
9	1:36.966	+0.918	14:08:51.984
10	1:36.513	+0.465	14:10:28.497
11	1:36.048		14:12:04.545
12	1:37.725	+1.677	14:13:42.270
13	1:38.450	+2.402	14:15:20.720

Lap	Lap Tm	Diff	Time of Day
<b>(9) Martin ROBERTS</b>			
1	1:45.559	+7.153	13:55:47.461
2	1:39.113	+0.707	13:57:26.574
3	1:39.881	+1.475	13:59:06.455
4	1:39.747	+1.341	14:00:46.202
5	1:38.406		14:02:24.608
6	1:39.059	+0.653	14:04:03.667
7	1:39.740	+1.334	14:05:43.407
8	1:39.195	+0.789	14:07:22.602
9	1:39.156	+0.750	14:09:01.758
10	1:39.377	+0.971	14:10:41.135
11	1:38.958	+0.552	14:12:20.093
12	1:40.687	+2.281	14:14:00.780

Lap	Lap Tm	Diff	Time of Day
<b>(97) Andy DOLAN</b>			
1	1:46.859	+8.592	13:55:49.033
2	1:40.335	+2.068	13:57:29.368
3	1:40.815	+2.548	13:59:10.183
4	1:39.907	+1.640	14:00:50.090
5	1:40.410	+2.143	14:02:30.500
6	1:38.306	+0.039	14:04:08.806
7	1:39.403	+1.136	14:05:48.209
8	1:40.105	+1.838	14:07:28.314
9	1:38.267		14:09:06.581
10	1:39.069	+0.802	14:10:45.650
11	1:39.631	+1.364	14:12:25.281
12	1:41.151	+2.884	14:14:06.432

Lap	Lap Tm	Diff	Time of Day
<b>(80) Stuart MASON</b>			
1	1:46.104	+7.384	13:55:48.772
2	1:39.577	+0.857	13:57:28.349
3	1:40.281	+1.561	13:59:08.630

Clerk of the Course - Sig

Time

Orbits 4

Chief Timekeeper - Ian Sharp (SMART)

Weather

Track

Times on smart-timing.co.uk & mylaps.com

www.amb-it.com

www.mylaps.com

Licensed to: SMART



# DDMC Race Meeting

Lotus on Track Elise Trophy

Croft 2.100 Miles

Race 1 - First Race

27/09/2008 13:55

Race (20:00 Time) started at 13:53:57

Lap	Lap Tm	Diff	Time of Day
4	<b>1:38.720</b>		14:00:47.350
5	1:39.484	+0.764	14:02:26.834
6	1:38.799	+0.079	14:04:05.633
7	1:45.217	+6.497	14:05:50.850
8	1:40.136	+1.416	14:07:30.986
9	1:39.188	+0.468	14:09:10.174
10	1:39.577	+0.857	14:10:49.751
11	1:40.435	+1.715	14:12:30.186
12	1:40.087	+1.367	14:14:10.273

(45) Peter DRIVER

1	1:47.050	+7.507	13:55:50.257
2	1:40.371	+0.828	13:57:30.628
3	1:39.972	+0.429	13:59:10.600
4	1:40.455	+0.912	14:00:51.055
5	1:40.352	+0.809	14:02:31.407
6	1:39.892	+0.349	14:04:11.299
7	1:41.370	+1.827	14:05:52.669
8	1:39.911	+0.368	14:07:32.580
9	<b>1:39.543</b>		14:09:12.123
10	1:40.482	+0.939	14:10:52.605
11	1:39.763	+0.220	14:12:32.368
12	1:40.177	+0.634	14:14:12.545

(62) Tom CHATTERWAY

1	1:45.290	+5.473	13:55:47.980
2	<b>1:39.817</b>		13:57:27.797
3	1:41.755	+1.938	13:59:09.552
4	1:40.012	+0.195	14:00:49.564
5	1:40.494	+0.677	14:02:30.058
6	1:41.497	+1.680	14:04:11.555
7	1:40.130	+0.313	14:05:51.685
8	1:39.997	+0.180	14:07:31.682
9	1:39.933	+0.116	14:09:11.615
10	1:40.071	+0.254	14:10:51.686
11	1:41.028	+1.211	14:12:32.714
12	1:41.096	+1.279	14:14:13.810

(49) Steve WENTZELL

1	1:49.085	+10.138	13:55:51.738
2	1:40.060	+1.113	13:57:31.798
3	1:39.351	+0.404	13:59:11.149
4	1:41.451	+2.504	14:00:52.600
5	1:39.843	+0.896	14:02:32.443
6	1:40.768	+1.821	14:04:13.211
7	1:41.236	+2.289	14:05:54.447
8	<b>1:38.947</b>		14:07:33.394
9	1:38.970	+0.023	14:09:12.364
10	1:40.539	+1.592	14:10:52.903
11	1:40.271	+1.324	14:12:33.174
12	1:47.742	+8.795	14:14:20.916

(77) Chris PEARSON

1	1:49.890	+9.417	13:55:53.404
2	1:42.103	+1.630	13:57:35.507
3	1:41.537	+1.064	13:59:17.044
4	1:40.908	+0.435	14:00:57.952
5	1:40.787	+0.314	14:02:38.739
6	<b>1:40.473</b>		14:04:19.212
7	1:41.378	+0.905	14:06:00.590
8	1:41.431	+0.958	14:07:42.021
9	1:40.932	+0.459	14:09:22.953
10	1:41.837	+1.364	14:11:04.790
11	1:42.440	+1.967	14:12:47.230
12	1:41.696	+1.223	14:14:28.926

Lap	Lap Tm	Diff	Time of Day
<b>(11) Russ TREASURE</b>			
1	<b>1:48.718</b>	+9.285	13:55:52.328
2	<b>1:40.093</b>	+0.660	13:57:32.421
3	<b>1:39.626</b>	+0.193	13:59:12.047
4	<b>1:39.433</b>		14:00:51.480
5	1:40.522	+1.089	14:02:32.002
6	1:40.615	+1.182	14:04:12.617
7	1:54.185	+14.752	14:06:06.802
8	1:41.894	+2.461	14:07:48.696
9	1:42.843	+3.410	14:09:31.539
10	1:44.431	+4.998	14:11:15.970
11	1:43.248	+3.815	14:12:59.218
12	1:43.160	+3.727	14:14:42.378

(64) Tony VERRIER

1	1:56.975	+14.921	13:55:59.674
2	1:47.813	+5.759	13:57:47.487
3	1:46.105	+4.051	13:59:33.592
4	1:47.250	+5.196	14:01:20.842
5	1:47.775	+5.721	14:03:08.617
6	1:46.477	+4.423	14:04:55.094
7	1:44.821	+2.767	14:06:39.915
8	1:42.280	+0.226	14:08:22.195
9	<b>1:42.054</b>		14:10:04.249
10	1:42.651	+0.597	14:11:46.900
11	1:42.055	+0.001	14:13:28.955
12	1:43.696	+1.642	14:15:12.651

(50) Keith HURFORD

1	1:54.055	+10.612	13:55:58.423
2	1:47.653	+4.210	13:57:46.076
3	1:47.074	+3.631	13:59:33.150
4	1:47.058	+3.615	14:01:20.208
5	1:47.719	+4.276	14:03:07.927
6	1:46.743	+3.300	14:04:54.670
7	1:46.666	+3.223	14:06:41.336
8	1:43.646	+0.203	14:08:24.982
9	<b>1:43.443</b>		14:10:08.425
10	1:44.153	+0.710	14:11:52.578
11	1:44.944	+1.501	14:13:37.522
12	1:45.192	+1.749	14:15:22.714

(93) Vitthal CHAUHAN

1	1:55.126	+12.068	13:55:58.970
2	1:47.877	+4.819	13:57:46.847
3	1:47.720	+4.662	13:59:34.567
4	1:47.387	+4.329	14:01:21.954
5	1:47.052	+3.994	14:03:09.006
6	1:47.201	+4.143	14:04:56.207
7	1:45.688	+2.630	14:06:41.895
8	1:43.864	+0.806	14:08:25.759
9	<b>1:43.058</b>		14:10:08.817
10	1:45.043	+1.985	14:11:53.860
11	1:46.823	+3.765	14:13:40.683
12	1:44.826	+1.768	14:15:25.509

(70) Marcus JEWELL

1	<b>1:45.517</b>		13:55:46.844
---	-----------------	--	--------------

Clerk of the Course - Sig

Time

Orbits 4

Chief Timekeeper - Ian Sharp (SMART)

www.amb-it.com

Weather

Track

www.mylaps.com

Times on smart-timing.co.uk & mylaps.com

Licensed to: SMART


**Lotus on Track Elise Trophy**

**Croft 2.100 Miles**

**Race 1 - First Race**

**27/09/2008 13:55**

**Race (20:00 Time) started at 13:53:57**



Competitors	Laps													
	0	1	2	3	4	5	6	7	8	9	10	11	12	13
Paul O'NEILL (3)	1	3	6	6	6	6	6	6	88	88	88	88	88	88
Chris RANDALL (88)	2	88	88	88	88	88	88	88	6	6	6	6	6	6
Andrew WALSH (6)	3	6	3	3	3	3	3	3	3	3	3	3	3	3
Dave PORTER (63)	4	63	42	42	42	42	95	95	95	95	95	95	95	95
Mark GOODAY (42)	5	42	95	95	95	95	42	42	42	42	42	42	42	42
Gavin KIRBY (95)	6	95	63	63	63	63	63	63	63	63	63	63	63	63
Craig DENMAN (29)	7	29	29	29	29	29	29	29	24	29	29	29	24	24
Doug SETTERS (24)	8	24	24	24	24	24	24	29	24	24	24	29	29	29
Steve WILLIAMS (18)	9	18	43	43	43	43	43	43	18	43	43	43	43	43
Marcus JEWELL (70)	10	70	18	18	18	18	18	18	18	43	18	18	18	18
Malcolm EDESON (2)	11	2	70	9	9	2	2	2	2	2	2	2	2	2
Martin JOHNSTON (43)	12	43	9	62	2	9	9	9	9	9	9	9	9	9
Martin ROBERTS (9)	13	9	62	80	80	80	80	80	97	97	97	97	97	97
Andy DOLAN (97)	14	97	80	2	62	62	62	97	80	80	80	80	80	80
Steve WENTZELL (49)	15	49	97	97	97	97	97	45	62	62	62	62	45	45
Stuart MASON (80)	16	80	2	45	45	45	45	62	45	45	45	45	62	62
Tom CHATTERWAY (62)	17	62	45	49	49	11	11	11	49	49	49	49	49	49
Tony VERRIER (64)	18	64	49	11	11	49	49	49	77	77	77	77	77	77
Peter DRIVER (45)	19	45	11	77	77	77	77	77	11	11	11	11	11	11
Chris PEARSON (77)	20	77	77	50	50	50	50	50	64	64	64	64	64	64
Russ TREASURE (11)	21	11	50	93	64	64	64	64	50	50	50	50	50	50
Vitthal CHAUHAN (93)	22	93	93	64	93	93	93	93	93	93	93	93	93	93
Keith HURFORD (50)	23	50	64											
-	24													

## DDMC Race Meeting

Sorted on Laps

NSSCC Classes B,C,D,H

Croft 2.100 Miles

Race 2 - First Race

27/09/2008 14:30

Race (15:00 and 1 Laps) started at 14:28:00

Pos	No.	Name	Make/Model	CC	Class	Laps	Total Tm	Diff	Best Tm	Lap	Best Spd
1	69	Simon BLANKLEY	Seat Leon	1998	B	11	17:37.804		1:33.544	10	80.818
2	54	Andrew MORRISON	Seat Leon Cupra	1998	B	11	17:38.731	0.927	1:33.623	8	80.749
3	2	Simon DEATON	Mitsubishi Evo 5	2000T	B	11	17:53.168	15.364	1:36.504	2	78.339
4	26	Stephen FERGUSON	Nissan Pulsar	1998	B	11	17:54.299	16.495	1:36.469	8	78.367
5	25	Philip HOUSE	Renault Clio	1996	C	11	18:19.772	41.968	1:37.710	8	77.372
6	15	David COX	Peugeot 205	2000	C	11	18:37.450	59.646	1:38.954	10	76.399
7	1	Paul MOSS	Citroen Saxo	1600	D	11	18:45.237	1:07.433	1:40.271	9	75.396
8	79	Gavin LEE	Ford Fiesta XR2	1600	D	11	18:45.925	1:08.121	1:40.283	4	75.387
9	99	Darren FLOUNDERS	Ford Fiesta	1600	D	11	18:46.492	1:08.688	1:39.558	9	75.936
10	46	Ian HUMPIISH	VW Beetle RSi	2800	B	11	18:47.099	1:09.295	1:39.994	9	75.605
11	38	Roy JOHNSTON	Rover Tomcat	1921	B	11	19:02.851	1:25.047	1:41.130	6	74.755
12	33	Robert BARNES	Vauxhall Corsa	1998	C	11	19:03.248	1:25.444	1:41.373	7	74.576
13	16	Mick STARKEY	Ford Fiesta XR2	1600	D	11	19:05.848	1:28.044	1:41.567	4	74.434
14	22	Ian BLACKLIN	Ford Fiesta	1600	D	11	19:15.432	1:37.628	1:42.711	9	73.605
15	70	Mark ARMSTRONG	Rover 200	1600	C	10	17:38.786	1 Lap	1:42.606	7	73.680
16	82	David SWALES	Ford Fiesta	1600	D	10	17:39.143	1 Lap	1:42.405	8	73.825
17	34	Dave BREWIS	Lotus Elise	1800	C	10	17:47.366	1 Lap	1:42.727	9	73.593
18	49	Mike WILLIAMSON	BMW 325 E30	2500	B	10	18:14.034	1 Lap	1:41.192	3	74.709
19	74	James ATKINSON	Peugeot 205	1600	D	10	18:23.894	1 Lap	1:43.372	10	73.134
20	31	Jason LAPPIN	Rover Metro Gti	1800	C	10	18:31.602	1 Lap	1:47.872	8	70.083
21	41	Malcolm DEARNLEY	Morgan 4/4	1700	H	10	18:33.548	1 Lap	1:45.265	4	71.819
22	58	Simon WING	Peugeot 205 Gti	1903	C	10	18:33.882	1 Lap	1:48.052	6	69.966

## Not classified (80% = 8 Laps)

43	Peter ISHERWOOD	Subaru Impreza	2000T	B	9	15:33.306	DNF	1:38.659	4	76.628
77	Paul INGRAM	Ford Fiesta XR3	1600	D	4	7:26.661	DNF	1:44.689	3	72.214
51	Malcolm TURNBULL	Triumph TR6	2700	H	3	6:26.155	DNF	1:45.295	1	71.798
21	Ken HALL	Rover 6R4	2800	B	1	1:40.498	DNF	1:38.772	1	76.540
44	Michael CUTT	BMW M3	3000	B		2.996	DNF		0	-
5	Terry WRIGHT	Rover 100	1600	D		6.858	DNF		0	-
48	Gareth NUTLEY	Reliane Scimitar SS1	1809	B			DNS		0	-

Margin of Victory	Avg. Speed	Best Lap Tm	Best Spd	Best Lap by
0.927	78.616	1:33.544	80.818	69 - Simon BLANKLEY

Clerk of the Course - Sig	Time	Orbits 4
Chief Timekeeper - Ian Sharp (SMART)		www.amb-it.com
Weather	Track	www.mylaps.com
Times on smart-timing.co.uk & mylaps.com		Licensed to: SMART

Printed: 28/09/2008 10:28:30

# DDMC Race Meeting

NSSCC Classes B,C,D,H

Croft 2.100 Miles

Race 2 - First Race

27/09/2008 14:30

Race (15:00 and 1 Laps) started at 14:28:00

Lap	Lap Tm	Diff	Time of Day
<b>(69) Simon BLANKLEY</b>			
1	1:40.672	+7.128	14:29:41.700
2	1:35.746	+2.202	14:31:17.446
3	1:37.049	+3.505	14:32:54.495
4	1:37.092	+3.548	14:34:31.587
5	1:36.619	+3.075	14:36:08.206
6	1:37.061	+3.517	14:37:45.267
7	1:36.084	+2.540	14:39:21.351
8	1:33.842	+0.298	14:40:55.193
9	1:34.562	+1.018	14:42:29.755
10	1:33.544		14:44:03.299
11	1:35.213	+1.669	14:45:38.512

Lap	Lap Tm	Diff	Time of Day
<b>(54) Andrew MORRISON</b>			
1	1:43.742	+10.119	14:29:44.560
2	1:37.186	+3.563	14:31:21.746
3	1:36.664	+3.041	14:32:58.410
4	1:34.755	+1.132	14:34:33.165
5	1:35.383	+1.760	14:36:08.548
6	1:36.965	+3.342	14:37:45.513
7	1:36.769	+3.146	14:39:22.282
8	1:33.623		14:40:55.905
9	1:34.742	+1.119	14:42:30.647
10	1:34.157	+0.534	14:44:04.804
11	1:34.635	+1.012	14:45:39.439

Lap	Lap Tm	Diff	Time of Day
<b>(2) Simon DEATON</b>			
1	1:37.958	+1.454	14:29:40.314
2	1:36.504		14:31:16.818
3	1:36.961	+0.457	14:32:53.779
4	1:37.064	+0.560	14:34:30.843
5	1:36.653	+0.149	14:36:07.496
6	1:36.975	+0.471	14:37:44.471
7	1:38.360	+1.856	14:39:22.831
8	1:38.206	+1.702	14:41:01.037
9	1:38.763	+2.259	14:42:39.800
10	1:36.680	+0.176	14:44:16.480
11	1:37.396	+0.892	14:45:53.876

Lap	Lap Tm	Diff	Time of Day
<b>(26) Stephen FERGUSON</b>			
1	1:39.825	+3.356	14:29:43.219
2	1:37.675	+1.206	14:31:20.894
3	1:36.728	+0.259	14:32:57.622
4	1:36.711	+0.242	14:34:34.333
5	1:36.954	+0.485	14:36:11.287
6	1:37.482	+1.013	14:37:48.769
7	1:37.623	+1.154	14:39:26.392
8	1:36.469		14:41:02.861
9	1:37.991	+1.522	14:42:40.852
10	1:37.041	+0.572	14:44:17.893
11	1:37.114	+0.645	14:45:55.007

Lap	Lap Tm	Diff	Time of Day
<b>(25) Philip HOUSE</b>			
1	1:42.666	+4.956	14:29:46.123
2	1:40.836	+3.126	14:31:26.959
3	1:38.527	+0.817	14:33:05.486
4	1:37.837	+0.127	14:34:43.323
5	1:38.816	+1.106	14:36:22.139
6	1:40.024	+2.314	14:38:02.163
7	1:38.848	+1.138	14:39:41.011
8	1:37.710		14:41:18.721
9	1:38.085	+0.375	14:42:56.806
10	1:41.122	+3.412	14:44:37.928
11	1:42.552	+4.842	14:46:20.480

Lap	Lap Tm	Diff	Time of Day
<b>(15) David COX</b>			
1	1:42.907	+3.953	14:29:47.696
2	1:44.592	+5.638	14:31:32.288
3	1:44.156	+5.202	14:33:16.444
4	1:40.301	+1.347	14:34:56.745
5	1:39.609	+0.655	14:36:36.354
6	1:42.658	+3.704	14:38:19.012
7	1:39.870	+0.916	14:39:58.882
8	1:40.059	+1.105	14:41:38.941
9	1:39.693	+0.739	14:43:18.634
10	1:38.954		14:44:57.588
11	1:40.570	+1.616	14:46:38.158

Lap	Lap Tm	Diff	Time of Day
<b>(1) Paul MOSS</b>			
1	1:47.727	+7.456	14:29:53.729
2	1:43.034	+2.763	14:31:36.763
3	1:40.760	+0.489	14:33:17.523
4	1:41.134	+0.863	14:34:58.657
5	1:40.675	+0.404	14:36:39.332
6	1:41.385	+1.114	14:38:20.717
7	1:41.235	+0.964	14:40:01.952
8	1:41.634	+1.363	14:41:43.586
9	1:40.271		14:43:23.857
10	1:41.019	+0.748	14:45:04.876
11	1:41.069	+0.798	14:46:45.945

Lap	Lap Tm	Diff	Time of Day
<b>(79) Gavin LEE</b>			
1	1:49.364	+9.081	14:29:54.954
2	1:43.895	+3.612	14:31:38.849
3	1:41.624	+1.341	14:33:20.473
4	1:40.283		14:35:00.756
5	1:40.750	+0.467	14:36:41.506
6	1:40.461	+0.178	14:38:21.967
7	1:40.847	+0.564	14:40:02.814
8	1:41.261	+0.978	14:41:44.075
9	1:40.320	+0.037	14:43:24.395
10	1:41.039	+0.756	14:45:05.434
11	1:41.199	+0.916	14:46:46.633

Lap	Lap Tm	Diff	Time of Day
<b>(99) Darren FLOUNDERS</b>			
1	1:48.693	+9.135	14:29:53.995
2	1:42.950	+3.392	14:31:36.945
3	1:40.829	+1.271	14:33:17.774
4	1:41.097	+1.539	14:34:58.871
5	1:41.123	+1.565	14:36:39.994
6	1:41.071	+1.513	14:38:21.065
7	1:41.091	+1.533	14:40:02.156
8	1:43.127	+3.569	14:41:45.283
9	1:39.558		14:43:24.841
10	1:40.972	+1.414	14:45:05.813
11	1:41.387	+1.829	14:46:47.200

Lap	Lap Tm	Diff	Time of Day
<b>(46) Ian HUMPHISH</b>			
1	1:47.012	+7.018	14:29:51.676
2	1:46.014	+6.020	14:31:37.690
3	1:42.885	+2.891	14:33:20.575
4	1:40.944	+0.950	14:35:01.519
5	1:41.566	+1.572	14:36:43.085
6	1:41.021	+1.027	14:38:24.106
7	1:40.601	+0.607	14:40:04.707
8	1:41.521	+1.527	14:41:46.228
9	1:39.994		14:43:26.222
10	1:40.238	+0.244	14:45:06.460
11	1:41.347	+1.353	14:46:47.807

Lap	Lap Tm	Diff	Time of Day
<b>(38) Roy JOHNSTON</b>			

Lap	Lap Tm	Diff	Time of Day
1	1:48.828	+7.698	14:29:55.892
2	1:44.855	+3.725	14:31:40.747
3	1:42.755	+1.625	14:33:23.502
4	1:42.749	+1.619	14:35:06.251
5	1:42.017	+0.887	14:36:48.268
6	1:41.130		14:38:29.398
7	1:42.831	+1.701	14:40:12.229
8	1:41.933	+0.803	14:41:54.162
9	1:42.207	+1.077	14:43:36.369
10	1:43.695	+2.565	14:45:20.064
11	1:43.495	+2.365	14:47:03.559

Lap	Lap Tm	Diff	Time of Day
<b>(33) Robert BARNES</b>			
1	1:50.726	+9.353	14:29:56.554
2	1:44.880	+3.507	14:31:41.434
3	1:43.005	+1.632	14:33:24.439
4	1:42.830	+1.457	14:35:07.269
5	1:42.613	+1.240	14:36:49.882
6	1:41.615	+0.242	14:38:31.497
7	1:41.373		14:40:12.870
8	1:41.768	+0.395	14:41:54.638
9	1:41.894	+0.521	14:43:36.532
10	1:43.844	+2.471	14:45:20.376
11	1:43.580	+2.207	14:47:03.956

Lap	Lap Tm	Diff	Time of Day
<b>(16) Mick STARKEY</b>			
1	1:50.792	+9.225	14:29:57.302
2	1:45.263	+3.696	14:31:42.565
3	1:43.873	+2.306	14:33:26.438
4	1:41.567		14:35:08.005
5	1:42.453	+0.886	14:36:50.458
6	1:42.116	+0.549	14:38:32.574
7	1:41.747	+0.180	14:40:14.321
8	1:42.112	+0.545	14:41:56.433
9	1:42.581	+1.014	14:43:39.014
10	1:42.495	+0.928	14:45:21.509
11	1:45.047	+3.480	14:47:06.556

Lap	Lap Tm	Diff	Time of Day
<b>(22) Ian BLACKLIN</b>			
1	1:52.378	+9.667	14:29:59.174
2	1:47.103	+4.392	14:31:46.277
3	1:43.573	+0.862	14:33:29.850
4	1:43.257	+0.546	14:35:13.107
5	1:43.381	+0.670	14:36:56.488
6	1:43.842	+1.131	14:38:40.330
7	1:43.653	+0.942	14:40:23.983
8	1:42.927	+0.216	14:42:06.910
9	1:42.711		14:43:49.621
10	1:43.368	+0.657	14:45:32.989
11	1:43.151	+0.440	14:47:16.140

Lap	Lap Tm	Diff	Time of Day
<b>(70) Mark ARMSTRONG</b>			
1	1:52.522	+9.916	14:29:59.900
2	1:48.586	+5.980	14:31:48.486
3	1:47.051	+4.445	14:33:35.537
4	1:43.333	+0.727	14:35:18.870
5	1:43.820	+1.214	14:37:02.690
6	1:43.553	+0.947	14:38:46.243
7	1:42.606		14:40:28.849
8	1:43.271	+0.665	14:42:12.120
9	1:42.665	+0.059	14:43:54.785
10	1:44.709	+2.103	14:45:39.494

Lap	Lap Tm	Diff	Time of Day
<b>(82) David SWALES</b>			
1	1:52.593	+10.188	14:30:00.740
2	1:48.606	+6.201	14:31:49.346

Clerk of the Course - Sig

Time

Orbits 4

Chief Timekeeper - Ian Sharp (SMART)

www.amb-it.com

Weather

Track

www.mylaps.com

Times on smart-timing.co.uk & mylaps.com

Licensed to: SMART

Printed: 28/09/2008 10:28:56

Page 1/2

# DDMC Race Meeting

NSSCC Classes B,C,D,H

Croft 2.100 Miles

Race 2 - First Race

27/09/2008 14:30

Race (15:00 and 1 Laps) started at 14:28:00

Lap	Lap Tm	Diff	Time of Day
3	<b>1:45.405</b>	+3.000	14:33:34.751
4	<b>1:43.433</b>	+1.028	14:35:18.184
5	<b>1:43.703</b>	+1.298	14:37:01.887
6	<b>1:44.390</b>	+1.985	14:38:46.277
7	<b>1:43.747</b>	+1.342	14:40:30.024
8	<b>1:42.405</b>		14:42:12.429
9	1:42.601	+0.196	14:43:55.030
10	1:44.821	+2.416	14:45:39.851

(34) Dave BREWIS

1	1:53.790	+11.063	14:30:01.568
2	1:48.527	+5.800	14:31:50.095
3	1:49.386	+6.659	14:33:39.481
4	1:43.776	+1.049	14:35:23.257
5	1:43.680	+0.953	14:37:06.937
6	1:43.857	+1.130	14:38:50.794
7	1:44.199	+1.472	14:40:34.993
8	1:43.879	+1.152	14:42:18.872
9	<b>1:42.727</b>		14:44:01.599
10	1:46.475	+3.748	14:45:48.074

(49) Mike WILLIAMSON

1	1:47.148	+5.956	14:29:52.390
2	1:42.632	+1.440	14:31:35.022
3	<b>1:41.192</b>		14:33:16.214
4	1:41.836	+0.644	14:34:58.050
5	2:05.638	+24.446	14:37:03.688
6	1:46.546	+5.354	14:38:50.234
7	1:51.166	+9.974	14:40:41.400
8	1:49.303	+8.111	14:42:30.703
9	1:50.543	+9.351	14:44:21.246
10	1:53.496	+12.304	14:46:14.742

(74) James ATKINSON

1	1:51.741	+8.369	14:29:58.750
2	2:20.341	+36.969	14:32:19.091
3	1:50.439	+7.067	14:34:09.530
4	1:45.509	+2.137	14:35:55.039
5	1:45.981	+2.609	14:37:41.020
6	1:47.384	+4.012	14:39:28.404
7	1:43.684	+0.312	14:41:12.088
8	1:43.738	+0.366	14:42:55.826
9	1:45.404	+2.032	14:44:41.230
10	<b>1:43.372</b>		14:46:24.602

(31) Jason LAPPIN

1	1:56.284	+8.412	14:30:05.571
2	1:49.332	+1.460	14:31:54.903
3	1:49.427	+1.555	14:33:44.330
4	1:49.410	+1.538	14:35:33.740
5	1:50.946	+3.074	14:37:24.686
6	1:49.696	+1.824	14:39:14.382
7	1:50.988	+3.116	14:41:05.370
8	<b>1:47.872</b>		14:42:53.242
9	1:49.778	+1.906	14:44:43.020
10	1:49.290	+1.418	14:46:32.310

(41) Malcolm DEARNLEY

1	1:51.924	+6.659	14:29:59.377
2	1:50.177	+4.912	14:31:49.554
3	1:49.005	+3.740	14:33:38.559
4	<b>1:45.265</b>		14:35:23.824
5	1:45.360	+0.095	14:37:09.184
6	1:48.198	+2.933	14:38:57.382
7	1:53.504	+8.239	14:40:50.886
8	1:54.705	+9.440	14:42:45.591

Lap	Lap Tm	Diff	Time of Day
9	<b>1:54.494</b>	+9.229	14:44:40.085
10	<b>1:54.171</b>	+8.906	14:46:34.256

(58) Simon WING

1	<b>1:56.304</b>	+8.252	14:30:05.250
2	<b>1:52.238</b>	+4.186	14:31:57.488
3	<b>1:49.813</b>	+1.761	14:33:47.301
4	<b>1:52.561</b>	+4.509	14:35:39.862
5	<b>1:48.882</b>	+0.830	14:37:28.744
6	<b>1:48.052</b>		14:39:16.796
7	1:50.208	+2.156	14:41:07.004
8	1:48.387	+0.335	14:42:55.391
9	1:48.965	+0.913	14:44:44.356
10	1:50.234	+2.182	14:46:34.590

(43) Peter ISHERWOOD

1	1:40.610	+1.951	14:29:44.174
2	2:00.508	+21.849	14:31:44.682
3	1:41.316	+2.657	14:33:25.998
4	<b>1:38.659</b>		14:35:04.657
5	1:40.679	+2.020	14:36:45.336
6	1:41.307	+2.648	14:38:26.643
7	1:42.067	+3.408	14:40:08.710
8	1:40.681	+2.022	14:41:49.391
9	1:44.623	+5.964	14:43:34.014

(77) Paul INGRAM

1	1:53.172	+8.483	14:30:01.367
2	1:53.784	+9.095	14:31:55.151
3	<b>1:44.689</b>		14:33:39.840
4	1:47.529	+2.840	14:35:27.369

(51) Malcolm TURNBULL

1	<b>1:45.295</b>		14:29:50.504
2	1:56.966	+11.671	14:31:47.470
3	2:39.393	+54.098	14:34:26.863

(21) Ken HALL

1	<b>1:38.772</b>		14:29:41.206
---	-----------------	--	--------------

Clerk of the Course - Sig

Time

Orbits 4

Chief Timekeeper - Ian Sharp (SMART)

www.amb-it.com

Weather

Track

www.mylaps.com

Times on smart-timing.co.uk & mylaps.com

Licensed to: SMART

# DDMC Race Meeting

Lapchart


NSSCC Classes B,C,D,H

Croft 2.100 Miles

Race 2 - First Race

27/09/2008 14:30

Race (15:00 and 1 Laps) started at 14:28:00



Competitors	Laps												
	0	1	2	3	4	5	6	7	8	9	10	11	
Andrew MORRISON (54)	1	54	2	2	2	2	2	2	69	69	69	69	69
Simon BLANKLEY (69)	2	69	21	69	69	69	69	69	54	54	54	54	54
Simon DEATON (2)	3	2	69	26	26	54	54	54	2	2	2	2	2
Ken HALL (21)	4	21	26	54	54	26	26	26	26	26	26	26	26
Stephen FERGUSON (26)	5	26	43	25	25	25	25	25	25	25	25	25	25
Philip HOUSE (25)	6	25	54	15	49	15	15	15	15	15	15	15	15
Peter ISHERWOOD (43)	7	43	25	49	15	49	1	1	1	1	1	1	1
Michael CUTT (44)	8	44	15	1	1	1	99	99	99	79	79	79	79
Ian HUMPIISH (46)	9	46	51	99	99	99	79	79	79	99	99	99	99
David COX (15)	10	15	46	46	79	79	46	46	46	46	46	46	46
Malcolm TURNBULL (51)	11	51	49	79	46	46	43	43	43	43	43	38	38
Mike WILLIAMSON (49)	12	49	1	38	38	43	38	38	38	38	38	33	33
Darren FLOUNDERS (99)	13	99	99	33	33	38	33	33	33	33	33	16	16
Gavin LEE (79)	14	79	79	16	43	33	16	16	16	16	16	22	22
Robert BARNES (33)	15	33	38	43	16	16	22	22	22	22	22	70	70
Paul MOSS (1)	16	1	33	22	22	22	82	70	70	70	70	82	82
Mick STARKEY (16)	17	16	16	51	82	82	70	82	82	82	82	82	34
Ian BLACKLIN (22)	18	22	74	70	70	70	49	49	34	34	34	34	49
James ATKINSON (74)	19	74	22	82	41	34	34	34	49	49	49	49	74
Roy JOHNSTON (38)	20	38	41	41	34	41	41	41	41	41	41	31	31
Mark ARMSTRONG (70)	21	70	70	34	77	77	31	31	31	31	74	41	41
Malcolm DEARNLEY (41)	22	41	82	31	31	31	58	58	58	58	31	58	58
Terry WRIGHT (5)	23	5	77	77	58	58	74	74	74	74	58	58	58
Dave BREWIS (34)	24	34	34	58	74	74							
David SWALES (82)	25	82	58	74	51								
Paul INGRAM (77)	26	77	31										
Simon WING (58)	27	58											
Jason LAPPIN (31)	28	31											
-	29												

## DDMC Race Meeting

Sorted on Laps

GT Cup 2008

Croft 2.100 Miles

Race 3 - First Race

27/09/2008 15:00

Race started at 14:59:27

Pos	No.	Name	Make/Model	CC	Class	Laps	Total Tm	Diff	Best Tm	Lap	Best Spd
1	50	Paul HOGARTH	Lamborghini Gallardo	5000	Inv	21	30:48.976		1:26.942	4	86.955
2	22	Tommy CORREIA	Ferrari 430 Challenge	3586	1	21	31:11.740	22.764	1:27.432	8	86.467
3	33	Colin BROSTER	Porsche 996 GT3	3600	2	21	31:20.294	31.318	1:28.420	8	85.501
4	73	Mark STEPHENSON	Porsche 997 GT3	3600	1	21	31:23.532	34.556	1:28.378	14	85.542
5	9	Pete MORRIS	Porsche 996 GT3	3600	2	21	31:26.405	37.429	1:28.242	7	85.673
6	99	George BREWSTER	Porsche 997 GT3	3600	1	21	31:29.835	40.859	1:28.529	16	85.396
7	34	Jeff LEADLEY	Ferrari 430 Challenge	3586	1	21	32:11.126	1:22.150	1:30.169	6	83.843
8	5	Ian HARTLEY	Ferrari 430 Challenge	3586	1	20	31:07.091	1 Lap	1:31.441	3	82.676
9	88	Leon PRICE	Ferrari 430 Challenge	4308	1	20	31:28.404	1 Lap	1:28.543	10	85.382
10	7	Bertie CARRUTHERS	Porsche 996 GT3	3600	2	20	31:48.884	1 Lap	1:33.262	8	81.062
11	42	John TAYLOR	Porsche 996 GT3	3600	2	20	32:14.603	1 Lap	1:34.453	15	80.040
12	46	Russ NATHAN	Ferrari 360 Challenge	3600	3	19	31:46.496	2 Laps	1:37.892	12	77.228

Not classified (80% = 16 Laps)

40	Paul MACE	Porsche 996 GT3	3600	2	19	29:13.637	DNF	1:28.630	11	85.298
8	David BOTTERILL	Porsche 994 Turbo	2994	3	13	20:50.708	DNF	1:33.377	2	80.962

Margin of Victory	Avg. Speed	Best Lap Tm	Best Spd	Best Lap by
22.764	85.864	1:26.942	86.955	50 - Paul HOGARTH

Clerk of the Course - Sig	Time	Orbits 4
Chief Timekeeper - Ian Sharp (SMART)		www.amb-it.com
Weather	Track	www.mylaps.com
Times on smart-timing.co.uk & mylaps.com		Licensed to: SMART

Printed: 28/09/2008 10:00:24

# DDMC Race Meeting

GT Cup 2008

Race 3 - First Race

Race started at 14:59:27

Croft 2.100 Miles

27/09/2008 15:00



Lap	Lap Tm	Diff	Time of Day
<b>(50) Paul HOGARTH</b>			
1	1:32.752	+5.810	15:01:01.799
2	1:27.534	+0.592	15:02:29.333
3	1:28.190	+1.248	15:03:57.523
4	1:26.942		15:05:24.465
5	1:26.954	+0.012	15:06:51.419
6	1:26.989	+0.047	15:08:18.408
7	1:26.961	+0.019	15:09:45.369
8	1:26.982	+0.040	15:11:12.351
9	1:28.859	+1.917	15:12:41.210
10	1:27.629	+0.687	15:14:08.839
11	1:27.391	+0.449	15:15:36.230
12	1:27.899	+0.957	15:17:04.129
13	1:29.091	+2.149	15:18:33.220
14	1:27.651	+0.709	15:20:00.871
15	1:27.525	+0.583	15:21:28.396
16	1:28.172	+1.230	15:22:56.568
17	1:29.578	+2.636	15:24:26.146
18	1:27.541	+0.599	15:25:53.687
19	1:27.380	+0.438	15:27:21.067
20	1:27.180	+0.238	15:28:48.247
21	1:27.952	+1.010	15:30:16.199

<b>(22) Tommy CORREIA</b>			
1	1:31.621	+4.189	15:01:00.740
2	1:27.995	+0.563	15:02:28.735
3	1:28.004	+0.572	15:03:56.739
4	1:28.532	+1.100	15:05:25.271
5	1:27.900	+0.468	15:06:53.171
6	1:27.902	+0.470	15:08:21.073
7	1:28.180	+0.748	15:09:49.253
8	1:27.432		15:11:16.685
9	1:28.224	+0.792	15:12:44.909
10	1:27.907	+0.475	15:14:12.816
11	1:28.262	+0.830	15:15:41.078
12	1:29.692	+2.260	15:17:10.770
13	1:29.251	+1.819	15:18:40.021
14	1:31.321	+3.889	15:20:11.342
15	1:30.314	+2.882	15:21:41.656
16	1:29.494	+2.062	15:23:11.150
17	1:29.588	+2.156	15:24:40.738
18	1:29.231	+1.799	15:26:09.969
19	1:29.982	+2.550	15:27:39.951
20	1:29.282	+1.850	15:29:09.233
21	1:29.730	+2.298	15:30:38.963

<b>(33) Colin BROSTER</b>			
1	1:32.860	+4.440	15:01:02.300
2	1:29.175	+0.755	15:02:31.475
3	1:28.437	+0.017	15:03:59.912
4	1:28.955	+0.535	15:05:28.867
5	1:28.910	+0.490	15:06:57.777
6	1:28.760	+0.340	15:08:26.537
7	1:28.835	+0.415	15:09:55.372
8	1:28.420		15:11:23.792
9	1:28.647	+0.227	15:12:52.439
10	1:29.894	+1.474	15:14:22.333
11	1:28.815	+0.395	15:15:51.148
12	1:29.713	+1.293	15:17:20.861
13	1:29.194	+0.774	15:18:50.055
14	1:29.493	+1.073	15:20:19.548
15	1:29.196	+0.776	15:21:48.744
16	1:29.845	+1.425	15:23:18.589
17	1:29.037	+0.617	15:24:47.626
18	1:29.346	+0.926	15:26:16.972

19	1:29.527	+1.107	15:27:46.499
20	1:29.687	+1.267	15:29:16.186
21	1:31.331	+2.911	15:30:47.517

<b>(73) Mark STEPHENSON</b>			
1	1:33.165	+4.787	15:01:02.874
2	1:30.050	+1.672	15:02:32.924
3	1:30.177	+1.799	15:04:03.101
4	1:29.368	+0.990	15:05:32.469
5	1:28.845	+0.467	15:07:01.314
6	1:28.682	+0.304	15:08:29.996
7	1:29.132	+0.754	15:09:59.128
8	1:28.653	+0.275	15:11:27.781
9	1:28.536	+0.158	15:12:56.317
10	1:29.097	+0.719	15:14:25.414
11	1:29.062	+0.684	15:15:54.476
12	1:29.287	+0.909	15:17:23.763
13	1:31.443	+3.065	15:18:55.206
14	1:28.378		15:20:23.584
15	1:29.011	+0.633	15:21:52.595
16	1:28.861	+0.483	15:23:21.456
17	1:30.538	+2.160	15:24:51.994
18	1:28.457	+0.079	15:26:20.451
19	1:30.463	+2.085	15:27:50.914
20	1:30.759	+2.381	15:29:21.673
21	1:29.082	+0.704	15:30:50.755

<b>(9) Pete MORRIS</b>			
1	1:34.346	+6.104	15:01:04.276
2	1:29.691	+1.449	15:02:33.967
3	1:29.693	+1.451	15:04:03.660
4	1:29.564	+1.322	15:05:33.224
5	1:29.143	+0.901	15:07:02.367
6	1:28.956	+0.714	15:08:31.323
7	1:28.242		15:09:59.565
8	1:29.388	+1.146	15:11:28.953
9	1:28.634	+0.392	15:12:57.587
10	1:29.169	+0.927	15:14:26.756
11	1:28.746	+0.504	15:15:55.502
12	1:29.384	+1.142	15:17:24.886
13	1:30.932	+2.690	15:18:55.818
14	1:28.426	+0.184	15:20:24.244
15	1:28.922	+0.680	15:21:53.166
16	1:28.942	+0.700	15:23:22.108
17	1:30.367	+2.125	15:24:52.475
18	1:29.144	+0.902	15:26:21.619
19	1:29.512	+1.270	15:27:51.131
20	1:32.362	+4.120	15:29:23.493
21	1:30.135	+1.893	15:30:53.628

<b>(99) George BREWSTER</b>			
1	1:35.472	+6.943	15:01:05.567
2	1:30.137	+1.608	15:02:35.704
3	1:29.074	+0.545	15:04:04.778
4	1:30.208	+1.679	15:05:34.986
5	1:29.404	+0.875	15:07:04.390
6	1:29.523	+0.994	15:08:33.913
7	1:29.283	+0.754	15:10:03.196
8	1:29.606	+1.077	15:11:32.802
9	1:29.920	+1.391	15:13:02.722
10	1:29.109	+0.580	15:14:31.831
11	1:29.915	+1.386	15:16:01.746
12	1:29.374	+0.845	15:17:31.120
13	1:29.216	+0.687	15:19:00.336
14	1:29.428	+0.899	15:20:29.764
15	1:29.768	+1.239	15:21:59.532

16	1:28.529		15:23:28.061
17	1:29.314	+0.785	15:24:57.375
18	1:31.069	+2.540	15:26:28.444
19	1:29.407	+0.878	15:27:57.851
20	1:29.760	+1.231	15:29:27.611
21	1:29.447	+0.918	15:30:57.058

<b>(34) Jeff LEADLEY</b>			
1	1:37.339	+7.170	15:01:07.699
2	1:31.288	+1.119	15:02:38.987
3	1:31.519	+1.350	15:04:10.506
4	1:31.595	+1.426	15:05:42.101
5	1:30.529	+0.360	15:07:12.630
6	1:30.169		15:08:42.799
7	1:30.627	+0.458	15:10:13.426
8	1:30.902	+0.733	15:11:44.328
9	1:30.505	+0.336	15:13:14.833
10	1:30.427	+0.258	15:14:45.260
11	1:31.561	+1.392	15:16:16.821
12	1:33.480	+3.311	15:17:50.301
13	1:31.399	+1.230	15:19:21.700
14	1:32.026	+1.857	15:20:53.726
15	1:32.219	+2.050	15:22:25.945
16	1:31.989	+1.820	15:23:57.934
17	1:31.943	+1.774	15:25:29.877
18	1:31.472	+1.303	15:27:01.349
19	1:31.617	+1.448	15:28:32.966
20	1:33.006	+2.837	15:30:05.972
21	1:32.377	+2.208	15:31:38.349

<b>(5) Ian HARTLEY</b>			
1	1:36.533	+5.092	15:01:07.002
2	1:31.609	+0.168	15:02:38.611
3	1:31.441		15:04:10.052
4	1:31.841	+0.400	15:05:41.893
5	1:32.099	+0.658	15:07:13.992
6	1:32.209	+0.768	15:08:46.201
7	1:32.237	+0.796	15:10:18.438
8	1:31.792	+0.351	15:11:50.230
9	1:32.377	+0.936	15:13:22.607
10	1:32.782	+1.341	15:14:55.389
11	1:32.892	+1.451	15:16:28.281
12	1:32.555	+1.114	15:18:00.836
13	1:33.244	+1.803	15:19:34.080
14	1:34.629	+3.188	15:21:08.709
15	1:34.044	+2.603	15:22:42.753
16	1:34.428	+2.987	15:24:17.181
17	1:33.621	+2.180	15:25:50.802
18	1:34.560	+3.119	15:27:25.362
19	1:33.716	+2.275	15:28:59.078
20	1:35.236	+3.795	15:30:34.314

<b>(88) Leon PRICE</b>			
1	1:35.937	+7.394	15:01:05.862
2	1:30.248	+1.705	15:02:36.110
3	1:29.497	+0.954	15:04:05.607
4	1:29.929	+1.386	15:05:35.536
5	1:29.674	+1.131	15:07:05.210
6	1:29.116	+0.573	15:08:34.326
7	1:29.755	+1.212	15:10:04.081
8	1:29.830	+1.287	15:11:33.911
9	1:29.923	+1.380	15:13:03.834
10	1:28.543		15:14:32.377
11	2:51.839	+1:23.296	15:17:24.216
12	1:32.830	+4.287	15:18:57.046
13	1:30.609	+2.066	15:20:27.655



# DDMC Race Meeting

GT Cup 2008

Croft 2.100 Miles

Race 3 - First Race

27/09/2008 15:00

Race started at 14:59:27

Lap	Lap Tm	Diff	Time of Day
14	1:29.453	+0.910	15:21:57.108
15	1:29.450	+0.907	15:23:26.558
16	1:30.401	+1.858	15:24:56.959
17	1:28.830	+0.287	15:26:25.789
18	1:28.966	+0.423	15:27:54.755
19	1:32.050	+3.507	15:29:26.805
20	1:28.822	+0.279	15:30:55.627

(7) Bertie CARRUTHERS

Lap	Lap Tm	Diff	Time of Day
1	1:40.001	+6.739	15:01:11.147
2	1:35.577	+2.315	15:02:46.724
3	1:35.706	+2.444	15:04:22.430
4	1:35.497	+2.235	15:05:57.927
5	1:35.936	+2.674	15:07:33.863
6	1:35.255	+1.993	15:09:09.118
7	1:34.867	+1.605	15:10:43.985
8	1:33.262		15:12:17.247
9	1:33.909	+0.647	15:13:51.156
10	1:33.930	+0.668	15:15:25.086
11	1:35.780	+2.518	15:17:00.866
12	1:35.445	+2.183	15:18:36.311
13	1:35.955	+2.693	15:20:12.266
14	1:34.335	+1.073	15:21:46.601
15	1:34.567	+1.305	15:23:21.168
16	1:35.728	+2.466	15:24:56.896
17	1:36.217	+2.955	15:26:33.113
18	1:34.895	+1.633	15:28:08.008
19	1:33.951	+0.689	15:29:41.959
20	1:34.148	+0.886	15:31:16.107

(42) John TAYLOR

Lap	Lap Tm	Diff	Time of Day
1	1:41.190	+6.737	15:01:12.532
2	1:37.118	+2.665	15:02:49.650
3	1:36.520	+2.067	15:04:26.170
4	1:36.954	+2.501	15:06:03.124
5	1:37.072	+2.619	15:07:40.196
6	1:36.036	+1.583	15:09:16.232
7	1:36.922	+2.469	15:10:53.154
8	1:36.559	+2.106	15:12:29.713
9	1:36.984	+2.531	15:14:06.697
10	1:36.642	+2.189	15:15:43.339
11	1:37.261	+2.808	15:17:20.600
12	1:38.524	+4.071	15:18:59.124
13	1:36.966	+2.513	15:20:36.090
14	1:35.036	+0.583	15:22:11.126
15	1:34.453		15:23:45.579
16	1:34.568	+0.115	15:25:20.147
17	1:35.310	+0.857	15:26:55.457
18	1:34.992	+0.539	15:28:30.449
19	1:36.830	+2.377	15:30:07.279
20	1:34.547	+0.094	15:31:41.826

(46) Russ NATHAN

Lap	Lap Tm	Diff	Time of Day
1	1:43.701	+5.809	15:01:15.306
2	1:38.327	+0.435	15:02:53.633
3	1:37.950	+0.058	15:04:31.583
4	1:38.841	+0.949	15:06:10.424
5	1:38.492	+0.600	15:07:48.916
6	1:38.893	+1.001	15:09:27.809
7	1:38.323	+0.431	15:11:06.132
8	1:40.421	+2.529	15:12:46.553
9	1:43.058	+5.166	15:14:29.611
10	1:42.354	+4.462	15:16:11.965
11	1:40.428	+2.536	15:17:52.393
12	1:37.892		15:19:30.285
13	1:39.726	+1.834	15:21:10.011

Lap	Lap Tm	Diff	Time of Day
14	1:40.367	+2.475	15:22:50.378
15	1:40.847	+2.955	15:24:31.225
16	1:40.589	+2.697	15:26:11.814
17	1:42.293	+4.401	15:27:54.107
18	1:40.217	+2.325	15:29:34.324
19	1:39.395	+1.503	15:31:13.719

(40) Paul MACE

Lap	Lap Tm	Diff	Time of Day
1	1:33.366	+4.736	15:01:02.733
2	1:30.720	+2.090	15:02:33.453
3	1:29.661	+1.031	15:04:03.114
4	1:29.969	+1.339	15:05:33.083
5	1:28.666	+0.036	15:07:01.749
6	1:28.708	+0.078	15:08:30.457
7	1:28.934	+0.304	15:09:59.391
8	1:28.926	+0.296	15:11:28.317
9	1:28.698	+0.068	15:12:57.015
10	1:30.535	+1.905	15:14:27.550
11	1:28.630		15:15:56.180
12	1:29.176	+0.546	15:17:25.356
13	1:31.964	+3.334	15:18:57.320
14	1:29.610	+0.980	15:20:26.930
15	1:37.406	+8.776	15:22:04.336
16	1:30.154	+1.524	15:23:34.490
17	1:38.215	+9.585	15:25:12.705
18	1:43.155	+14.525	15:26:55.860
19	1:45.000	+16.370	15:28:40.860

(8) David BOTTERILL

Lap	Lap Tm	Diff	Time of Day
1	1:38.709	+5.332	15:01:09.395
2	1:33.377		15:02:42.772
3	1:34.406	+1.029	15:04:17.178
4	1:35.042	+1.665	15:05:52.220
5	1:35.248	+1.871	15:07:27.468
6	1:35.292	+1.915	15:09:02.760
7	1:35.673	+2.296	15:10:38.433
8	1:35.016	+1.639	15:12:13.449
9	1:35.612	+2.235	15:13:49.061
10	1:35.278	+1.901	15:15:24.339
11	1:35.959	+2.582	15:17:00.298
12	1:36.473	+3.096	15:18:36.771
13	1:41.160	+7.783	15:20:17.931

Clerk of the Course - Sig

Time

Orbits 4

Chief Timekeeper - Ian Sharp (SMART)

www.amb-it.com

Weather

Track

www.mylaps.com

Times on smart-timing.co.uk & mylaps.com

Licensed to: SMART

# DDMC Race Meeting

# Lapchart


GT Cup 2008

Croft 2.100 Miles

Race 3 - First Race

27/09/2008 15:00

Race started at 14:59:27



Competitors	Laps																					
	0	1	2	3	4	5	6	7	8	9	10	11	12	13	14	15	16	17	18	19	20	21
Paul HOGARTH (50)	1	50	22	22	22	50	50	50	50	50	50	50	50	50	50	50	50	50	50	50	50	50
Tommy CORREIA (22)	2	22	50	50	50	22	22	22	22	22	22	22	22	22	22	22	22	22	22	22	22	22
Paul MACE (40)	3	40	33	33	33	33	33	33	33	33	33	33	33	33	33	33	33	33	33	33	33	33
Colin BROSTER (33)	4	33	40	73	73	73	73	73	73	73	73	73	73	73	73	73	73	73	73	73	73	73
Mark STEPHENSON (73)	5	73	73	40	40	40	40	40	40	40	9	9	9	9	9	9	9	9	9	9	9	9
Leon PRICE (88)	6	88	9	9	9	9	9	9	9	9	40	40	40	40	40	99	99	99	99	99	99	99
Pete MORRIS (9)	7	9	99	99	99	99	99	99	99	99	99	99	99	99	99	40	40	40	40	34	34	34
George BREWSTER (99)	8	99	88	88	88	88	88	88	88	88	88	34	34	34	34	34	34	34	34	40	5	5
Jeff LEADLEY (34)	9	34	5	5	5	5	34	34	34	34	34	5	5	5	5	5	5	5	5	5	5	88
Ian HARTLEY (5)	10	5	34	34	34	34	5	5	5	5	5	8	7	7	7	7	7	88	88	88	7	7
David BOTTERILL (8)	11	8	8	8	8	8	8	8	8	8	8	7	8	8	88	88	88	7	7	7	7	42
Bertie CARRUTHERS (7)	12	7	7	7	7	7	7	7	7	7	7	42	88	88	42	42	42	42	42	42	42	42
John TAYLOR (42)	13	42	42	42	42	42	42	42	42	42	42	88	42	42	46	46	46	46	46	46	46	46
Russ NATHAN (46)	14	46	46	46	46	46	46	46	46	46	46	46	46	46	46	46	46	46	46	46	46	46

## DDMC Race Meeting

Sorted on Laps

NSSCC Classes A,E,F,G

Croft 2.100 Miles

Race 4 - First Race

27/09/2008 15:45

Race (15:00 and 1 Laps) started at 15:46:59

Pos	No.	Name	Make/Model	CC	Class	Laps	Total Tm	Diff	Best Tm	Lap	Best Spd
1	90	Richard WAREING	Lotus Europa	2298	A2	12	17:49.742		1:27.796	6	86.109
2	47	Jeff COOPER	Caterham	2300	E	12	18:06.384	16.642	1:28.432	5	85.489
3	7	Phil MORRIS	Caterham 7	2298	E	12	18:06.827	17.085	1:28.670	5	85.260
4	65	Duncan MARSHALL	Sylva Phoenix	1000	F	12	18:21.412	31.670	1:29.804	5	84.183
5	9	Richard WRIGHT	TVR Tuscan	4200	A1	12	18:27.100	37.358	1:30.074	4	83.931
6	1	Bill ADDISON	Caterham C400	2000	E	12	18:33.090	43.348	1:30.825	2	83.237
7	10	Andy HARVEY	Impreza Wrx	2000T	A2	12	18:55.890	1:06.148	1:33.176	11	81.137
8	42	Tony ABRAMS	TVR Tuscan	4997	A1	12	18:58.602	1:08.860	1:32.801	11	81.465
9	36	Ian FLETCHER	Fletcher Hornet	997	F	12	19:01.983	1:12.241	1:33.166	12	81.145
10	69	Simon BLANKLEY	Seat Leon	1998	A2	12	19:05.906	1:16.164	1:30.029	12	83.973
11	28	Sam ARREMBERG	Caterham	1800	E	11	17:53.513	1 Lap	1:35.325	5	79.308
12	4	David BONE	Westfield SeiW	2000	A2	11	17:54.255	1 Lap	1:35.476	9	79.182
13	81	Bryan HEALEY	Sylva Riot	998	F	11	17:54.868	1 Lap	1:35.531	9	79.137
14	62	Marcus HOGARTH	Ford Mando	1996	A2	11	18:07.678	1 Lap	1:36.010	2	78.742
15	11	Martyn LIGHTFOOT	Raw Striker	1600	G	11	18:25.272	1 Lap	1:37.418	10	77.604
16	57	Kyle MURCHIE	ST Loco Blade	974	F	11	18:33.670	1 Lap	1:37.817	7	77.287
17	76	Kingsley INGRAM	Caterham	1800	G	11	18:34.814	1 Lap	1:38.987	5	76.374
18	20	Derek LINLEY	Wildcat Sprint	1700	A2	11	18:36.169	1 Lap	1:38.156	11	77.020
19	44	Gary LANCASHIRE	TVR Tuscan	4800	A1	11	18:49.009	1 Lap	1:39.180	10	76.225
20	48	Walter BELL	STM Ninja	889	F	11	18:51.984	1 Lap	1:39.011	10	76.355
21	18	Phillip DICKINSON	TVR Tuscan	5000	A1	11	18:55.765	1 Lap	1:38.629	6	76.651
22	78	Simon FROWEN	Locoblade	919	F	11	19:31.430	1 Lap	1:43.202	10	73.254
23	31	John HEWITSON	Westfield	1700	G	10	18:13.931	2 Laps	1:45.937	3	71.363
24	6	Ian SWIFT	Westfield SEiW	1800	E	10	18:21.072	2 Laps	1:44.747	3	72.174

## Not classified ()

43	Peter ISHERWOOD	Subaru Impreza	2000T	A1	8	13:44.131	DNF	1:34.353	2	80.125
14	Benjamin HARVEY	Seat Leon Cupra R	1800T	A1	2	3:31.208	DNF	1:37.495	2	77.542
87	Ed HAYES	Caterham CSR	2300	A2	1	1:40.809	DNF	1:38.040	1	77.111
80	Stewart WHYTE	Honda Accord	2000	A2	1	1:43.628	DNF	1:40.547	1	75.189
2	Simon DEATON	Mitsubishi Evo 5	2000T	A1		6.401	DNF		0	-
16	Colin SIMPSON	Marcos Mantis	4600	A1			DNS		0	-
8	David BOTTERILL	Porsche 944	2994	A1			DNS		0	-

## Announcements

New Track Record (1:29.804) for NSSC Sports/Sal. (F) by Duncan MARSHALL.

New Track Record (1:28.432) for NSSC Sports/Sal. (E) by Jeff COOPER.

Margin of Victory	Avg. Speed	Best Lap Tm	Best Spd	Best Lap by
16.642	84.805	1:27.796	86.109	90 - Richard WAREING

Clerk of the Course - Sig	Time	Orbits 4
Chief Timekeeper - Ian Sharp (SMART)		www.amb-it.com
Weather	Track	www.mylaps.com
Times on smart-timing.co.uk & mylaps.com		Licensed to: SMART

# DDMC Race Meeting

NSSCC Classes A,E,F,G

Croft 2.100 Miles

Race 4 - First Race

27/09/2008 15:45

Race (15:00 and 1 Laps) started at 15:46:59

Lap	Lap Tm	Diff	Time of Day
<b>(90) Richard WAREING</b>			
1	1:33.319	+5.523	15:48:32.988
2	1:29.381	+1.585	15:50:02.369
3	1:27.822	+0.026	15:51:30.191
4	1:28.158	+0.362	15:52:58.349
5	1:28.767	+0.971	15:54:27.116
6	1:27.796		15:55:54.912
7	1:29.221	+1.425	15:57:24.133
8	1:28.630	+0.834	15:58:52.763
9	1:29.567	+1.771	16:00:22.330
10	1:28.943	+1.147	16:01:51.273
11	1:27.979	+0.183	16:03:19.252
12	1:30.019	+2.223	16:04:49.271

Lap	Lap Tm	Diff	Time of Day
<b>(47) Jeff COOPER</b>			
1	1:36.094	+7.662	15:48:36.013
2	1:31.912	+3.480	15:50:07.925
3	1:29.116	+0.684	15:51:37.041
4	1:28.965	+0.533	15:53:06.006
5	1:28.432		15:54:34.438
6	1:29.628	+1.196	15:56:04.066
7	1:29.734	+1.302	15:57:33.800
8	1:28.973	+0.541	15:59:02.773
9	1:31.590	+3.158	16:00:34.363
10	1:29.756	+1.324	16:02:04.119
11	1:29.576	+1.144	16:03:33.695
12	1:32.218	+3.786	16:05:05.913

Lap	Lap Tm	Diff	Time of Day
<b>(7) Phil MORRIS</b>			
1	1:34.658	+5.988	15:48:36.170
2	1:30.845	+2.175	15:50:07.015
3	1:29.478	+0.808	15:51:36.493
4	1:29.003	+0.333	15:53:05.496
5	1:28.670		15:54:34.166
6	1:29.342	+0.672	15:56:03.508
7	1:29.453	+0.783	15:57:32.961
8	1:29.160	+0.490	15:59:02.121
9	1:31.869	+3.199	16:00:33.990
10	1:29.756	+1.086	16:02:03.746
11	1:29.461	+0.791	16:03:33.207
12	1:33.149	+4.479	16:05:06.356

Lap	Lap Tm	Diff	Time of Day
<b>(65) Duncan MARSHALL</b>			
1	1:35.146	+5.342	15:48:37.328
2	1:31.325	+1.521	15:50:08.653
3	1:30.034	+0.230	15:51:38.687
4	1:29.991	+0.187	15:53:08.678
5	1:29.804		15:54:38.482
6	1:31.243	+1.439	15:56:09.725
7	1:31.779	+1.975	15:57:41.504
8	1:30.528	+0.724	15:59:12.032
9	1:31.102	+1.298	16:00:43.134
10	1:32.840	+3.036	16:02:15.974
11	1:32.141	+2.337	16:03:48.115
12	1:32.826	+3.022	16:05:20.941

Lap	Lap Tm	Diff	Time of Day
<b>(9) Richard WRIGHT</b>			
1	1:35.899	+5.825	15:48:38.623
2	1:30.808	+0.734	15:50:09.431
3	1:30.819	+0.745	15:51:40.250
4	1:30.074		15:53:10.324
5	1:34.394	+4.320	15:54:44.718
6	1:31.191	+1.117	15:56:15.909
7	1:32.250	+2.176	15:57:48.159
8	1:31.749	+1.675	15:59:19.908

Lap	Lap Tm	Diff	Time of Day
9	1:30.275	+0.201	16:00:50.183
10	1:31.869	+1.795	16:02:22.052
11	1:32.279	+2.205	16:03:54.331
12	1:32.298	+2.224	16:05:26.629

Lap	Lap Tm	Diff	Time of Day
<b>(1) Bill ADDISON</b>			
1	1:34.307	+3.482	15:48:36.997
2	1:30.825		15:50:07.822
3	1:32.642	+1.817	15:51:40.464
4	1:31.395	+0.570	15:53:11.859
5	1:31.753	+0.928	15:54:43.612
6	1:31.443	+0.618	15:56:15.055
7	1:32.344	+1.519	15:57:47.399
8	1:33.473	+2.648	15:59:20.872
9	1:32.801	+1.976	16:00:53.673
10	1:33.273	+2.448	16:02:26.946
11	1:32.296	+1.471	16:03:59.242
12	1:33.377	+2.552	16:05:32.619

Lap	Lap Tm	Diff	Time of Day
<b>(10) Andy HARVEY</b>			
1	1:37.249	+4.073	15:48:40.415
2	1:33.501	+0.325	15:50:13.916
3	1:34.370	+1.194	15:51:48.286
4	1:33.565	+0.389	15:53:21.851
5	1:33.734	+0.558	15:54:55.585
6	1:33.893	+0.717	15:56:29.478
7	1:33.192	+0.016	15:58:02.670
8	1:33.922	+0.746	15:59:36.592
9	1:35.799	+2.623	16:01:12.391
10	1:34.711	+1.535	16:02:47.102
11	1:33.176		16:04:20.278
12	1:35.141	+1.965	16:05:55.419

Lap	Lap Tm	Diff	Time of Day
<b>(42) Tony ABRAMS</b>			
1	1:42.992	+10.191	15:48:46.988
2	1:34.526	+1.725	15:50:21.514
3	1:35.768	+2.967	15:51:57.282
4	1:33.859	+1.058	15:53:31.141
5	1:33.406	+0.605	15:55:04.547
6	1:33.885	+1.084	15:56:38.432
7	1:33.688	+0.887	15:58:12.120
8	1:33.745	+0.944	15:59:45.865
9	1:33.491	+0.690	16:01:19.356
10	1:33.028	+0.227	16:02:52.384
11	1:32.801		16:04:25.185
12	1:32.946	+0.145	16:05:58.131

Lap	Lap Tm	Diff	Time of Day
<b>(36) Ian FLETCHER</b>			
1	1:40.754	+7.588	15:48:44.368
2	1:35.125	+1.959	15:50:19.493
3	1:35.509	+2.343	15:51:55.002
4	1:34.434	+1.268	15:53:29.436
5	1:33.966	+0.800	15:55:03.402
6	1:34.277	+1.111	15:56:37.679
7	1:34.036	+0.870	15:58:11.715
8	1:35.472	+2.306	15:59:47.187
9	1:33.307	+0.141	16:01:20.494
10	1:34.193	+1.027	16:02:54.687
11	1:33.659	+0.493	16:04:28.346
12	1:33.166		16:06:01.512

Lap	Lap Tm	Diff	Time of Day
<b>(69) Simon BLANKLEY</b>			
1	2:07.529	+37.500	15:49:10.667
2	1:36.967	+6.938	15:50:47.634
3	1:33.121	+3.092	15:52:20.755
4	1:34.049	+4.020	15:53:54.804

Lap	Lap Tm	Diff	Time of Day
5	1:32.540	+2.511	15:55:27.344
6	1:34.379	+4.350	15:57:01.723
7	1:30.249	+0.220	15:58:31.972
8	1:32.108	+2.079	16:00:04.080
9	1:30.581	+0.552	16:01:34.661
10	1:30.373	+0.344	16:03:05.034
11	1:30.372	+0.343	16:04:35.406
12	1:30.029		16:06:05.435

Lap	Lap Tm	Diff	Time of Day
<b>(28) Sam ARRENBURG</b>			
1	1:44.248	+8.923	15:48:49.327
2	1:37.261	+1.936	15:50:26.588
3	1:36.261	+0.936	15:52:02.849
4	1:36.779	+1.454	15:53:39.628
5	1:35.325		15:55:14.953
6	1:35.740	+0.415	15:56:50.693
7	1:36.970	+1.645	15:58:27.663
8	1:37.049	+1.724	16:00:04.712
9	1:36.368	+1.043	16:01:41.080
10	1:35.743	+0.418	16:03:16.823
11	1:36.219	+0.894	16:04:53.042

Lap	Lap Tm	Diff	Time of Day
<b>(4) David BONE</b>			
1	1:43.864	+8.388	15:48:48.447
2	1:36.916	+1.440	15:50:25.363
3	1:36.597	+1.121	15:52:01.960
4	1:38.655	+3.179	15:53:40.615
5	1:35.743	+0.267	15:55:16.358
6	1:39.177	+3.701	15:56:55.535
7	1:35.561	+0.085	15:58:31.096
8	1:35.736	+0.260	16:00:06.832
9	1:35.476		16:01:42.308
10	1:35.903	+0.427	16:03:18.211
11	1:35.573	+0.097	16:04:53.784

Lap	Lap Tm	Diff	Time of Day
<b>(81) Bryan HEALEY</b>			
1	1:44.285	+8.754	15:48:48.928
2	1:37.099	+1.568	15:50:26.027
3	1:36.302	+0.771	15:52:02.329
4	1:36.595	+1.064	15:53:38.924
5	1:36.784	+1.253	15:55:15.708
6	1:36.340	+0.809	15:56:52.048
7	1:38.025	+2.494	15:58:30.073
8	1:36.124	+0.593	16:00:06.197
9	1:35.531		16:01:41.728
10	1:35.652	+0.121	16:03:17.380
11	1:37.017	+1.486	16:04:54.397

Lap	Lap Tm	Diff	Time of Day
<b>(62) Marcus HOGARTH</b>			
1	1:47.158	+11.148	15:48:59.776
2	1:36.010		15:50:35.786
3	1:36.895	+0.885	15:52:12.681
4	1:36.785	+0.775	15:53:49.466
5	1:37.336	+1.326	15:55:26.802
6	1:37.067	+1.057	15:57:03.869
7	1:36.251	+0.241	15:58:40.120
8	1:36.364	+0.354	16:00:16.484
9	1:37.423	+1.413	16:01:53.907
10	1:36.430	+0.420	16:03:30.337
11	1:36.870	+0.860	16:05:07.207

Lap	Lap Tm	Diff	Time of Day
<b>(11) Martyn LIGHTFOOT</b>			
1	1:50.858	+13.440	15:48:57.208
2	1:40.353	+2.935	15:50:37.561
3	1:37.525	+0.107	15:52:15.086
4	1:40.483	+3.065	15:53:55.569

Clerk of the Course - Sig

Time

Orbits 4

Chief Timekeeper - Ian Sharp (SMART)

www.amb-it.com

Weather

Track

www.mylaps.com

Times on smart-timing.co.uk & mylaps.com

Licensed to: SMART

# DDMC Race Meeting

NSSCC Classes A,E,F,G

Croft 2.100 Miles

Race 4 - First Race

27/09/2008 15:45

Race (15:00 and 1 Laps) started at 15:46:59

Lap	Lap Tm	Diff	Time of Day
5	<b>1:37.606</b>	+0.188	15:55:33.175
6	<b>1:38.459</b>	+1.041	15:57:11.634
7	<b>1:38.191</b>	+0.773	15:58:49.825
8	<b>1:37.922</b>	+0.504	16:00:27.747
9	<b>1:39.057</b>	+1.639	16:02:06.804
10	<b>1:37.418</b>		16:03:44.222
11	1:40.579	+3.161	16:05:24.801

(57) Kyle MURCHIE

1	1:49.314	+11.497	15:48:55.888
2	1:40.865	+3.048	15:50:36.753
3	1:39.233	+1.416	15:52:15.986
4	1:40.287	+2.470	15:53:56.273
5	1:38.694	+0.877	15:55:34.967
6	1:38.986	+1.169	15:57:13.953
7	<b>1:37.817</b>		15:58:51.770
8	1:41.679	+3.862	16:00:33.449
9	1:39.244	+1.427	16:02:12.693
10	1:39.822	+2.005	16:03:52.515
11	1:40.684	+2.867	16:05:33.199

(76) Kingsley INGRAM

1	1:46.716	+7.729	15:48:53.394
2	1:40.084	+1.097	15:50:33.478
3	1:40.949	+1.962	15:52:14.427
4	1:40.701	+1.714	15:53:55.128
5	<b>1:38.987</b>		15:55:34.115
6	1:39.705	+0.718	15:57:13.820
7	1:39.995	+1.008	15:58:53.815
8	1:41.397	+2.410	16:00:35.212
9	1:39.191	+0.204	16:02:14.403
10	1:39.738	+0.751	16:03:54.141
11	1:40.202	+1.215	16:05:34.343

(20) Derek LINLEY

1	1:47.118	+8.962	15:48:52.625
2	1:39.519	+1.363	15:50:32.144
3	1:39.182	+1.026	15:52:11.326
4	1:41.449	+3.293	15:53:52.775
5	1:39.385	+1.229	15:55:32.160
6	1:40.279	+2.123	15:57:12.439
7	1:39.658	+1.502	15:58:52.097
8	1:44.347	+6.191	16:00:36.444
9	1:41.959	+3.803	16:02:18.403
10	1:39.139	+0.983	16:03:57.542
11	<b>1:38.156</b>		16:05:35.698

(44) Gary LANCASHIRE

1	1:53.833	+14.653	15:49:01.357
2	1:43.479	+4.299	15:50:44.836
3	1:42.806	+3.626	15:52:27.642
4	1:41.197	+2.017	15:54:08.839
5	1:40.018	+0.838	15:55:48.857
6	1:40.303	+1.123	15:57:29.160
7	1:39.499	+0.319	15:59:08.659
8	1:39.580	+0.400	16:00:48.239
9	1:40.667	+1.487	16:02:28.906
10	<b>1:39.180</b>		16:04:08.086
11	1:40.452	+1.272	16:05:48.538

(48) Walter BELL

1	1:45.741	+6.730	15:48:51.811
2	1:39.988	+0.977	15:50:31.799
3	1:41.745	+2.734	15:52:13.544
4	1:43.925	+4.914	15:53:57.469
5	1:42.700	+3.689	15:55:40.169

Lap	Lap Tm	Diff	Time of Day
6	<b>1:42.209</b>	+3.198	15:57:22.378
7	<b>1:42.545</b>	+3.534	15:59:04.923
8	<b>1:41.256</b>	+2.245	16:00:46.179
9	<b>1:43.812</b>	+4.801	16:02:29.991
10	<b>1:39.011</b>		16:04:09.002
11	1:42.511	+3.500	16:05:51.513

(18) Phillip DICKINSON

1	1:45.663	+7.034	15:48:51.066
2	1:39.461	+0.832	15:50:30.527
3	1:39.703	+1.074	15:52:10.230
4	1:41.321	+2.692	15:53:51.551
5	1:40.417	+1.788	15:55:31.968
6	<b>1:38.629</b>		15:57:10.597
7	1:40.491	+1.862	15:58:51.088
8	1:45.761	+7.132	16:00:36.849
9	1:39.790	+1.161	16:02:16.639
10	1:39.493	+0.864	16:03:56.132
11	1:59.162	+20.533	16:05:55.294

(78) Simon FROWEN

1	1:53.603	+10.401	15:49:00.802
2	1:48.691	+5.489	15:50:49.493
3	1:45.362	+2.160	15:52:34.855
4	1:44.857	+1.655	15:54:19.712
5	1:46.147	+2.945	15:56:05.859
6	1:45.099	+1.897	15:57:50.958
7	1:43.708	+0.506	15:59:34.666
8	1:44.565	+1.363	16:01:19.231
9	1:45.229	+2.027	16:03:04.460
10	<b>1:43.202</b>		16:04:47.662
11	1:43.297	+0.095	16:06:30.959

(31) John HEWITSON

1	1:55.545	+9.608	15:49:06.333
2	1:47.569	+1.632	15:50:53.902
3	<b>1:45.937</b>		15:52:39.839
4	1:46.340	+0.403	15:54:26.179
5	1:48.832	+2.895	15:56:15.011
6	1:47.050	+1.113	15:58:02.061
7	1:48.862	+2.925	15:59:50.923
8	1:47.045	+1.108	16:01:37.968
9	1:47.507	+1.570	16:03:25.475
10	1:47.985	+2.048	16:05:13.460

(6) Ian SWIFT

1	1:55.550	+10.803	15:49:04.207
2	1:46.788	+2.041	15:50:50.995
3	<b>1:44.747</b>		15:52:35.742
4	1:45.190	+0.443	15:54:20.932
5	1:46.625	+1.878	15:56:07.557
6	1:45.316	+0.569	15:57:52.873
7	2:03.492	+18.745	15:59:56.365
8	1:48.328	+3.581	16:01:44.693
9	1:48.523	+3.776	16:03:33.216
10	1:47.385	+2.638	16:05:20.601

(43) Peter ISHERWOOD

1	1:42.805	+8.452	15:48:45.738
2	<b>1:34.353</b>		15:50:20.091
3	1:36.839	+2.486	15:51:56.930
4	1:34.420	+0.067	15:53:31.350
5	1:39.163	+4.810	15:55:10.513
6	1:38.737	+4.384	15:56:49.250
7	1:45.283	+10.930	15:58:34.533
8	2:09.127	+34.774	16:00:43.660

Lap	Lap Tm	Diff	Time of Day
(14) Benjamin HARVEY			
1	<b>1:46.593</b>	+9.098	15:48:53.242
2	<b>1:37.495</b>		15:50:30.737

(87) Ed HAYES			
1	<b>1:38.040</b>		15:48:40.338

(80) Stewart WHYTE			
1	<b>1:40.547</b>		15:48:43.157

Clerk of the Course - Sig

Time

Orbits 4

Chief Timekeeper - Ian Sharp (SMART)

www.amb-it.com

Weather

Track

www.mylaps.com

Times on smart-timing.co.uk & mylaps.com

Licensed to: SMART

# DDMC Race Meeting

Lapchart


NSSCC Classes A,E,F,G

Croft 2.100 Miles

Race 4 - First Race

27/09/2008 15:45

Race (15:00 and 1 Laps) started at 15:46:59



Competitors	Laps	Laps												
		0	1	2	3	4	5	6	7	8	9	10	11	12
Richard WAREING (90)	1	90	90	90	90	90	90	90	90	90	90	90	90	90
Jeff COOPER (47)	2	47	47	7	7	7	7	7	7	7	7	7	7	47
Phil MORRIS (7)	3	7	7	1	47	47	47	47	47	47	47	47	47	7
Duncan MARSHALL (65)	4	65	1	47	65	65	65	65	65	65	65	65	65	65
Ed HAYES (87)	5	87	65	65	9	9	1	1	1	9	9	9	9	9
Stewart WHYTE (80)	6	80	9	9	1	1	9	9	9	1	1	1	1	1
Bill ADDISON (1)	7	1	87	10	10	10	10	10	10	10	10	10	10	10
Richard WRIGHT (9)	8	9	10	36	36	36	36	36	36	42	42	42	42	42
Peter ISHERWOOD (43)	9	43	80	43	43	42	42	42	42	36	36	36	36	36
Simon BLANKLEY (69)	10	69	36	42	42	43	43	43	28	69	69	69	69	69
Andy HARVEY (10)	11	10	43	4	4	81	28	28	81	28	28	28	28	28
Ian FLETCHER (36)	12	36	42	81	81	28	81	81	4	81	81	81	81	4
Tony ABRAMS (42)	13	42	4	28	28	4	4	4	69	4	4	4	4	81
David BONE (4)	14	4	81	18	18	62	62	69	43	62	62	62	62	62
Bryan HEALEY (81)	15	81	28	14	20	18	69	62	62	11	11	11	11	11
Sam ARRENBURG (28)	16	28	18	48	62	20	18	18	11	57	57	57	57	57
Phillip DICKINSON (18)	17	18	48	20	48	69	20	11	18	76	76	76	76	76
Derek LINLEY (20)	18	20	20	76	76	76	11	20	57	20	18	18	18	20
Simon DEATON (2)	19	2	14	62	11	11	76	76	20	18	20	20	44	44
Walter BELL (48)	20	48	76	57	57	57	57	57	76	43	44	44	48	48
Martyn LIGHTFOOT (11)	21	11	57	11	69	48	48	48	48	48	48	48	18	18
Kyle MURCHIE (57)	22	57	11	44	44	44	44	44	44	44	78	78	78	78
Benjamin HARVEY (14)	23	14	62	69	78	78	78	78	78	78	31	31	31	31
Kingsley INGRAM (76)	24	76	78	78	6	6	6	6	31	31	6	6	6	6
Simon FROWEN (78)	25	78	44	6	31	31	31	31	6	6	6	6	6	6
Gary LANCASHIRE (44)	26	44	6	31	31	31	31	31	6	6	6	6	6	6
Ian SWIFT (6)	27	6	31	31	31	31	31	31	6	6	6	6	6	6
John HEWITSON (31)	28	31	69	69	69	69	69	69	6	6	6	6	6	6
Marcus HOGARTH (62)	29	62	62	62	62	62	62	62	6	6	6	6	6	6
-	30													
-	31													

Clerk of the Course - Sig

Time

Orbits 4

Chief Timekeeper - Ian Sharp (SMART)

www.amb-it.com

Weather

Track

www.mylaps.com

Times on smart-timing.co.uk & mylaps.com

Licensed to: SMART

## DDMC Race Meeting

Sorted on Laps

Lotus on Track Elise Trophy

Croft 2.100 Miles

Race 5 - Second Race

27/09/2008 16:15

Race (20:00 Time) started at 16:20:18

Pos	No.	Name	Make/Model	CC	Class	Laps	Total Tm	Diff	Best Tm	Lap	Best Spd
1	88	Chris RANDALL	Elise S1 S/C Honda	2000	C	13	20:06.429		1:31.686	3	82.455
2	6	Andrew WALSH	Elise S1 Honda	2000	C	13	20:18.510	12.081	1:31.961	4	82.209
3	95	Gavin KIRBY	2-Eleven-Black	1800	211	13	20:21.724	15.295	1:32.334	6	81.877
4	3	Paul O'NEILL	2-Eleven-Silver	1800	C	13	20:24.666	18.237	1:32.727	6	81.530
5	63	Dave PORTER	Elise	1800	B	13	20:42.733	36.304	1:34.055	8	80.379
6	29	Craig DENMAN	Elise S1 Duratec	1800	A	13	21:02.694	56.265	1:35.391	5	79.253
7	18	Steve WILLIAMS	Elise S1 Duratec	2000	A	13	21:08.121	1:01.692	1:35.636	7	79.050
8	43	Martin JOHNSTON	2-Eleven-White	1800	211	13	21:11.996	1:05.567	1:35.811	5	78.905
9	42	Mark GOODAY	2-Eleven-Orange	1800	211	13	21:13.168	1:06.739	1:34.276	8	80.190
10	24	Doug SETTERS	Elise Si S/C Honda	1800	C	13	21:14.879	1:08.450	1:36.179	11	78.603
11	9	Martin ROBERTS	Elise S2	1800	A	13	21:41.893	1:35.464	1:37.422	7	77.601
12	97	Andy DOLAN	Elise S1	1800	A	13	21:43.046	1:36.617	1:38.102	11	77.063
13	70	Marcus JEWELL	Elise S1	1800	A	13	21:48.031	1:41.602	1:36.448	8	78.384
14	49	Steve WENTZELL	Elise S1	1800	A	12	20:06.625	1 Lap	1:38.408	11	76.823
15	23	Gary BROAD	Elise S1 111S	1800	A	12	20:17.935	1 Lap	1:37.716	7	77.367
16	80	Stuart MASON	Elise S1	1800	A	12	20:24.016	1 Lap	1:39.812	9	75.742
17	45	Peter DRIVER	Elise S1 Sport 160	1800	A	12	20:24.711	1 Lap	1:39.769	10	75.775
18	64	Tony VERRIER	Elise S1 Sport 160	1800	A	12	20:38.606	1 Lap	1:40.663	8	75.102
19	11	Russ TREASURE	Elise S2	1800	A	12	20:39.284	1 Lap	1:40.473	12	75.244
20	77	Chris PEARSON	Motorsport Elise	1800	A	12	20:52.603	1 Lap	1:41.132	3	74.754
21	62	Tom CHATTERWAY	Elise S1 PTP-165	1800	A	12	20:56.669	1 Lap	1:39.752	2	75.788
22	50	Keith HURFORD	Exige S2	1800	A	12	21:16.644	1 Lap	1:43.021	10	73.383
23	93	Vitthal CHAUHAN	Elise S1	1800	A	12	21:20.996	1 Lap	1:43.888	10	72.771

## Not classified ()

2	Malcolm EDESON	Elise S1 Sport 160	1800	A	9	14:48.736	DNF	1:36.272	8	78.528
80	Stuart MASON	Elise S1	1800	A			DNS		0	-

## Announcements

New Track Record (1:35.636) for Lotus on Track (A) by Steve WILLIAMS.

New Track Record (1:32.334) for Lotus on Track (211) by Gavin KIRBY.

Margin of Victory	Avg. Speed	Best Lap Tm	Best Spd	Best Lap by
12.081	81.464	1:31.686	82.455	88 - Chris RANDALL

Clerk of the Course - Sig	Time	Orbits 4
Chief Timekeeper - Ian Sharp (SMART)		www.amb-it.com
Weather	Track	www.mylaps.com
Times on smart-timing.co.uk & mylaps.com		Licensed to: SMART

# DDMC Race Meeting

Lotus on Track Elise Trophy

Croft 2.100 Miles

Race 5 - Second Race

27/09/2008 16:15

Race (20:00 Time) started at 16:20:18

Lap	Lap Tm	Diff	Time of Day
<b>(88) Chris RANDALL</b>			
1	<b>1:36.657</b>	+4.971	16:21:58.409
2	<b>1:31.734</b>	+0.048	16:23:30.143
3	<b>1:31.686</b>		16:25:01.829
4	1:31.965	+0.279	16:26:33.794
5	1:32.416	+0.730	16:28:06.210
6	1:31.956	+0.270	16:29:38.166
7	1:32.133	+0.447	16:31:10.299
8	1:33.023	+1.337	16:32:43.322
9	1:31.835	+0.149	16:34:15.157
10	1:32.986	+1.300	16:35:48.143
11	1:32.166	+0.480	16:37:20.309
12	1:32.665	+0.979	16:38:52.974
13	1:31.805	+0.119	16:40:24.779

Lap	Lap Tm	Diff	Time of Day
<b>(6) Andrew WALSH</b>			
1	1:40.316	+8.355	16:22:01.642
2	1:32.729	+0.768	16:23:34.371
3	1:32.768	+0.807	16:25:07.139
4	<b>1:31.961</b>		16:26:39.100
5	1:32.478	+0.517	16:28:11.578
6	1:32.482	+0.521	16:29:44.060
7	1:32.750	+0.789	16:31:16.810
8	1:33.757	+1.796	16:32:50.567
9	1:32.452	+0.491	16:34:23.019
10	1:32.821	+0.860	16:35:55.840
11	1:34.791	+2.830	16:37:30.631
12	1:33.458	+1.497	16:39:04.089
13	1:32.771	+0.810	16:40:36.860

Lap	Lap Tm	Diff	Time of Day
<b>(95) Gavin KIRBY</b>			
1	1:38.211	+5.877	16:21:59.024
2	1:33.025	+0.691	16:23:32.049
3	1:32.622	+0.288	16:25:04.671
4	1:33.236	+0.902	16:26:37.907
5	1:32.861	+0.527	16:28:10.768
6	<b>1:32.334</b>		16:29:43.102
7	1:32.821	+0.487	16:31:15.923
8	1:35.070	+2.736	16:32:50.993
9	1:33.147	+0.813	16:34:24.140
10	1:33.452	+1.118	16:35:57.592
11	1:35.190	+2.856	16:37:32.782
12	1:32.996	+0.662	16:39:05.778
13	1:34.296	+1.962	16:40:40.074

Lap	Lap Tm	Diff	Time of Day
<b>(3) Paul O'NEILL</b>			
1	1:36.874	+4.147	16:21:58.435
2	1:33.770	+1.043	16:23:32.205
3	1:33.639	+0.912	16:25:05.844
4	1:33.039	+0.312	16:26:38.883
5	1:33.899	+1.172	16:28:12.782
6	<b>1:32.727</b>		16:29:45.509
7	1:32.952	+0.225	16:31:18.461
8	1:33.766	+1.039	16:32:52.227
9	1:32.950	+0.223	16:34:25.177
10	1:33.954	+1.227	16:35:59.131
11	1:34.746	+2.019	16:37:33.877
12	1:32.926	+0.199	16:39:06.803
13	1:36.213	+3.486	16:40:43.016

Lap	Lap Tm	Diff	Time of Day
<b>(63) Dave PORTER</b>			
1	1:42.200	+8.145	16:22:03.690
2	1:35.174	+1.119	16:23:38.864
3	1:34.751	+0.696	16:25:13.615
4	1:34.434	+0.379	16:26:48.049

Lap	Lap Tm	Diff	Time of Day
5	<b>1:34.468</b>	+0.413	16:28:22.517
6	<b>1:34.858</b>	+0.803	16:29:57.375
7	<b>1:34.610</b>	+0.555	16:31:31.985
8	<b>1:34.055</b>		16:33:06.040
9	1:34.568	+0.513	16:34:40.608
10	1:36.356	+2.301	16:36:16.964
11	1:34.346	+0.291	16:37:51.310
12	1:34.849	+0.794	16:39:26.159
13	1:34.924	+0.869	16:41:01.083

Lap	Lap Tm	Diff	Time of Day
<b>(29) Craig DENMAN</b>			
1	1:45.837	+10.446	16:22:06.078
2	1:36.820	+1.429	16:23:42.898
3	1:36.572	+1.181	16:25:19.470
4	1:35.716	+0.325	16:26:55.186
5	<b>1:35.391</b>		16:28:30.577
6	1:35.804	+0.413	16:30:06.381
7	1:35.888	+0.497	16:31:42.269
8	1:36.555	+1.164	16:33:18.824
9	1:36.151	+0.760	16:34:54.975
10	1:36.514	+1.123	16:36:31.489
11	1:36.343	+0.952	16:38:07.832
12	1:36.849	+1.458	16:39:44.681
13	1:36.363	+0.972	16:41:21.044

Lap	Lap Tm	Diff	Time of Day
<b>(18) Steve WILLIAMS</b>			
1	1:44.841	+9.205	16:22:03.592
2	1:36.887	+1.251	16:23:40.479
3	1:36.136	+0.500	16:25:16.615
4	1:36.571	+0.935	16:26:53.186
5	1:36.504	+0.868	16:28:29.690
6	1:37.368	+1.732	16:30:07.058
7	<b>1:35.636</b>		16:31:42.694
8	1:36.275	+0.639	16:33:18.969
9	1:37.689	+2.053	16:34:56.658
10	1:37.374	+1.738	16:36:34.032
11	1:37.167	+1.531	16:38:11.199
12	1:37.461	+1.825	16:39:48.660
13	1:37.811	+2.175	16:41:26.471

Lap	Lap Tm	Diff	Time of Day
<b>(43) Martin JOHNSTON</b>			
1	1:43.983	+8.172	16:22:06.070
2	1:37.703	+1.892	16:23:43.773
3	1:37.190	+1.379	16:25:20.963
4	1:36.446	+0.635	16:26:57.409
5	<b>1:35.811</b>		16:28:33.220
6	1:36.964	+1.153	16:30:10.184
7	1:38.062	+2.251	16:31:48.246
8	1:36.828	+1.017	16:33:25.074
9	1:38.441	+2.630	16:35:03.515
10	1:37.279	+1.468	16:36:40.794
11	1:36.416	+0.605	16:38:17.210
12	1:36.471	+0.660	16:39:53.681
13	1:36.665	+0.854	16:41:30.346

Lap	Lap Tm	Diff	Time of Day
<b>(42) Mark GOODAY</b>			
1	2:00.368	+26.092	16:22:21.150
2	1:39.501	+5.225	16:24:00.651
3	1:35.612	+1.336	16:25:36.263
4	1:38.788	+4.512	16:27:15.051
5	1:34.814	+0.538	16:28:49.865
6	1:36.562	+2.286	16:30:26.427
7	1:35.379	+1.103	16:32:01.806
8	<b>1:34.276</b>		16:33:36.082
9	1:34.470	+0.194	16:35:10.552
10	1:35.319	+1.043	16:36:45.871

Lap	Lap Tm	Diff	Time of Day
11	<b>1:34.889</b>	+0.613	16:38:20.760
12	<b>1:34.350</b>	+0.074	16:39:55.110
13	<b>1:36.408</b>	+2.132	16:41:31.518

Lap	Lap Tm	Diff	Time of Day
<b>(24) Doug SETTERS</b>			
1	<b>1:47.425</b>	+11.246	16:22:07.734
2	<b>1:37.862</b>	+1.683	16:23:45.596
3	<b>1:37.072</b>	+0.893	16:25:22.668
4	<b>1:37.138</b>	+0.959	16:26:59.806
5	<b>1:37.789</b>	+1.610	16:28:37.595
6	<b>1:37.366</b>	+1.187	16:30:14.961
7	<b>1:37.524</b>	+1.345	16:31:52.485
8	<b>1:36.843</b>	+0.664	16:33:29.328
9	<b>1:36.665</b>	+0.486	16:35:05.993
10	<b>1:36.962</b>	+0.783	16:36:42.955
11	<b>1:36.179</b>		16:38:19.134
12	1:37.117	+0.938	16:39:56.251
13	1:36.978	+0.799	16:41:33.229

Lap	Lap Tm	Diff	Time of Day
<b>(9) Martin ROBERTS</b>			
1	1:48.838	+11.416	16:22:11.600
2	1:39.479	+2.057	16:23:51.079
3	1:39.365	+1.943	16:25:30.444
4	1:38.576	+1.154	16:27:09.020
5	1:38.830	+1.408	16:28:47.850
6	1:39.718	+2.296	16:30:27.568
7	<b>1:37.422</b>		16:32:04.990
8	1:38.354	+0.932	16:33:43.344
9	1:39.998	+2.576	16:35:23.342
10	1:40.976	+3.554	16:37:04.318
11	1:38.547	+1.125	16:38:42.865
12	1:38.862	+1.440	16:40:21.727
13	1:38.516	+1.094	16:42:00.243

Lap	Lap Tm	Diff	Time of Day
<b>(97) Andy DOLAN</b>			
1	1:46.528	+8.426	16:22:09.104
2	1:40.176	+2.074	16:23:49.280
3	1:39.076	+0.974	16:25:28.356
4	1:39.405	+1.303	16:27:07.761
5	1:38.657	+0.555	16:28:46.418
6	1:38.734	+0.632	16:30:25.152
7	1:38.982	+0.880	16:32:04.134
8	1:39.073	+0.971	16:33:43.207
9	1:44.232	+6.130	16:35:27.439
10	1:38.777	+0.675	16:37:06.216
11	<b>1:38.102</b>		16:38:44.318
12	1:38.677	+0.575	16:40:22.995
13	1:38.401	+0.299	16:42:01.396

Lap	Lap Tm	Diff	Time of Day
<b>(70) Marcus JEWELL</b>			
1	1:46.213	+9.765	16:22:04.743
2	1:37.892	+1.444	16:23:42.635
3	1:39.092	+2.644	16:25:21.727
4	1:36.776	+0.328	16:26:58.503
5	1:40.968	+4.520	16:28:39.471
6	1:38.018	+1.570	16:30:17.489
7	1:37.598	+1.150	16:31:55.087
8	<b>1:36.448</b>		16:33:31.535
9	1:53.670	+17.222	16:35:25.205
10	1:38.407	+1.959	16:37:03.612
11	1:38.362	+1.914	16:38:41.974
12	1:42.199	+5.751	16:40:24.173
13	1:42.208	+5.760	16:42:06.381

Lap	Lap Tm	Diff	Time of Day
<b>(49) Steve WENTZELL</b>			
1	1:47.834	+9.426	16:22:11.105

Clerk of the Course - Sig

Time

Orbits 4

Chief Timekeeper - Ian Sharp (SMART)

www.amb-it.com

Weather

Track

www.mylaps.com

Times on smart-timing.co.uk & mylaps.com

Licensed to: SMART



# DDMC Race Meeting

Lotus on Track Elise Trophy

Croft 2.100 Miles

Race 5 - Second Race

27/09/2008 16:15

Race (20:00 Time) started at 16:20:18

Lap	Lap Tm	Diff	Time of Day
2	<b>1:39.562</b>	+1.154	16:23:50.667
3	<b>1:38.809</b>	+0.401	16:25:29.476
4	<b>1:39.363</b>	+0.955	16:27:08.839
5	<b>1:40.808</b>	+2.400	16:28:49.647
6	<b>1:39.561</b>	+1.153	16:30:29.208
7	<b>1:39.296</b>	+0.888	16:32:08.504
8	<b>1:39.768</b>	+1.360	16:33:48.272
9	<b>1:40.049</b>	+1.641	16:35:28.321
10	<b>1:38.582</b>	+0.174	16:37:06.903
11	<b>1:38.408</b>		16:38:45.311
12	1:39.664	+1.256	16:40:24.975

(23) Gary BROAD

Lap	Lap Tm	Diff	Time of Day
1	1:47.794	+10.078	16:22:12.553
2	1:39.779	+2.063	16:23:52.332
3	1:39.238	+1.522	16:25:31.570
4	1:37.995	+0.279	16:27:09.565
5	1:39.260	+1.544	16:28:48.825
6	1:39.473	+1.757	16:30:28.298
7	<b>1:37.716</b>		16:32:06.014
8	1:38.474	+0.758	16:33:44.488
9	1:39.011	+1.295	16:35:23.499
10	1:44.641	+6.925	16:37:08.140
11	1:47.972	+10.256	16:38:56.112
12	1:40.173	+2.457	16:40:36.285

(80) Stuart MASON

Lap	Lap Tm	Diff	Time of Day
1	1:49.686	+9.874	16:22:13.244
2	1:40.112	+0.300	16:23:53.356
3	1:40.324	+0.512	16:25:33.680
4	1:42.305	+2.493	16:27:15.985
5	1:40.132	+0.320	16:28:56.117
6	1:42.911	+3.099	16:30:39.028
7	1:40.415	+0.603	16:32:19.443
8	1:40.360	+0.548	16:33:59.803
9	<b>1:39.812</b>		16:35:39.615
10	1:40.265	+0.453	16:37:19.880
11	1:40.557	+0.745	16:39:00.437
12	1:41.929	+2.117	16:40:42.366

(45) Peter DRIVER

Lap	Lap Tm	Diff	Time of Day
1	1:49.506	+9.737	16:22:13.752
2	1:40.524	+0.755	16:23:54.276
3	1:40.570	+0.801	16:25:34.846
4	1:42.115	+2.346	16:27:16.961
5	1:41.264	+1.495	16:28:58.225
6	1:41.245	+1.476	16:30:39.470
7	1:40.540	+0.771	16:32:20.010
8	1:40.444	+0.675	16:34:00.454
9	1:40.379	+0.610	16:35:40.833
10	<b>1:39.769</b>		16:37:20.602
11	1:41.074	+1.305	16:39:01.676
12	1:41.385	+1.616	16:40:43.061

(64) Tony VERRIER

Lap	Lap Tm	Diff	Time of Day
1	1:50.727	+10.064	16:22:14.790
2	1:43.433	+2.770	16:23:58.223
3	1:43.349	+2.686	16:25:41.572
4	1:41.821	+1.158	16:27:23.393
5	1:41.971	+1.308	16:29:05.364
6	1:42.083	+1.420	16:30:47.447
7	1:42.255	+1.592	16:32:29.702
8	<b>1:40.663</b>		16:34:10.365
9	1:42.178	+1.515	16:35:52.543
10	1:42.148	+1.485	16:37:34.691
11	1:41.326	+0.663	16:39:16.017

Lap	Lap Tm	Diff	Time of Day
12	<b>1:40.939</b>	+0.276	16:40:56.956
<b>(11) Russ TREASURE</b>			
1	<b>1:51.599</b>	+11.126	16:22:15.808
2	<b>1:43.188</b>	+2.715	16:23:58.996
3	<b>1:43.447</b>	+2.974	16:25:42.443
4	<b>1:41.511</b>	+1.038	16:27:23.954
5	<b>1:42.202</b>	+1.729	16:29:06.156
6	<b>1:41.694</b>	+1.221	16:30:47.850
7	<b>1:41.360</b>	+0.887	16:32:29.210
8	<b>1:41.154</b>	+0.681	16:34:10.364
9	<b>1:41.678</b>	+1.205	16:35:52.042
10	<b>1:42.346</b>	+1.873	16:37:34.388
11	<b>1:42.773</b>	+2.300	16:39:17.161
12	<b>1:40.473</b>		16:40:57.634

(77) Chris PEARSON

Lap	Lap Tm	Diff	Time of Day
1	1:50.900	+9.768	16:22:15.556
2	1:43.786	+2.654	16:23:59.342
3	<b>1:41.132</b>		16:25:40.474
4	1:41.262	+0.130	16:27:21.736
5	1:54.965	+13.833	16:29:16.701
6	1:42.082	+0.950	16:30:58.783
7	1:41.807	+0.675	16:32:40.590
8	1:41.805	+0.673	16:34:22.395
9	1:41.443	+0.311	16:36:03.838
10	1:42.040	+0.908	16:37:45.878
11	1:42.305	+1.173	16:39:28.183
12	1:42.770	+1.638	16:41:10.953

(62) Tom CHATTERWAY

Lap	Lap Tm	Diff	Time of Day
1	1:48.687	+8.935	16:22:12.373
2	<b>1:39.752</b>		16:23:52.125
3	1:41.136	+1.384	16:25:33.261
4	1:42.120	+2.368	16:27:15.381
5	1:40.291	+0.539	16:28:55.672
6	1:55.762	+16.010	16:30:51.434
7	1:41.005	+1.253	16:32:32.439
8	1:39.872	+0.120	16:34:12.311
9	1:40.765	+1.013	16:35:53.076
10	1:42.076	+2.324	16:37:35.152
11	1:44.638	+4.886	16:39:19.790
12	1:55.229	+15.477	16:41:15.019

(50) Keith HURFORD

Lap	Lap Tm	Diff	Time of Day
1	1:52.906	+9.885	16:22:17.976
2	1:47.581	+4.560	16:24:05.557
3	1:47.020	+3.999	16:25:52.577
4	1:46.310	+3.289	16:27:38.887
5	1:45.488	+2.467	16:29:24.375
6	1:44.299	+1.278	16:31:08.674
7	1:46.141	+3.120	16:32:54.815
8	1:44.034	+1.013	16:34:38.849
9	1:43.440	+0.419	16:36:22.289
10	<b>1:43.021</b>		16:38:05.310
11	1:44.825	+1.804	16:39:50.135
12	1:44.859	+1.838	16:41:34.994

(93) Vitthal CHAUHAN

Lap	Lap Tm	Diff	Time of Day
1	1:53.924	+10.036	16:22:19.221
2	1:46.516	+2.628	16:24:05.737
3	1:47.638	+3.750	16:25:53.375
4	1:46.264	+2.376	16:27:39.639
5	1:45.578	+1.690	16:29:25.217
6	1:44.466	+0.578	16:31:09.683
7	1:46.422	+2.534	16:32:56.105

Lap	Lap Tm	Diff	Time of Day
8	<b>1:44.650</b>	+0.762	16:34:40.755
9	<b>1:44.329</b>	+0.441	16:36:25.084
10	<b>1:43.888</b>		16:38:08.972
11	1:44.526	+0.638	16:39:53.498
12	1:45.848	+1.960	16:41:39.346

(2) Malcolm EDESON

Lap	Lap Tm	Diff	Time of Day
1	1:43.441	+7.169	16:22:05.764
2	1:37.574	+1.302	16:23:43.338
3	1:38.949	+2.677	16:25:22.287
4	1:36.794	+0.522	16:26:59.081
5	1:39.929	+3.657	16:28:39.010
6	1:37.853	+1.581	16:30:16.863
7	1:37.365	+1.093	16:31:54.228
8	<b>1:36.272</b>		16:33:30.500
9	1:36.586	+0.314	16:35:07.086

Clerk of the Course - Sig

Time

Orbits 4

Chief Timekeeper - Ian Sharp (SMART)

www.amb-it.com

Weather

Track

www.mylaps.com

Times on smart-timing.co.uk & mylaps.com

Licensed to: SMART


**Lotus on Track Elise Trophy**

**Croft 2.100 Miles**

**Race 5 - Second Race**

**27/09/2008 16:15**

**Race (20:00 Time) started at 16:20:18**



Competitors	Laps													
	0	1	2	3	4	5	6	7	8	9	10	11	12	13
Marcus JEWELL (70)	1	70	88	88	88	88	88	88	88	88	88	88	88	88
Steve WILLIAMS (18)	2	18	3	95	95	95	95	95	95	6	6	6	6	6
Craig DENMAN (29)	3	29	95	3	3	3	6	6	6	95	95	95	95	95
Doug SETTERS (24)	4	24	6	6	6	6	3	3	3	3	3	3	3	3
Mark GOODAY (42)	5	42	18	63	63	63	63	63	63	63	63	63	63	63
Gavin KIRBY (95)	6	95	63	18	18	18	18	29	29	29	29	29	29	29
Andrew WALSH (6)	7	6	70	70	29	29	29	18	18	18	18	18	18	18
Dave PORTER (63)	8	63	2	29	43	43	43	43	43	43	43	43	43	43
Paul O'NEILL (3)	9	3	43	2	70	70	24	24	24	24	24	24	42	42
Chris RANDALL (88)	10	88	29	43	2	2	2	2	2	2	2	42	42	24
Martin JOHNSTON (43)	11	43	24	24	24	24	70	70	70	70	42	70	70	9
Malcolm EDESON (2)	12	2	97	97	97	97	97	97	42	42	9	9	9	97
Andy DOLAN (97)	13	97	49	49	49	49	9	42	97	97	23	97	97	70
Martin ROBERTS (9)	14	9	9	9	9	9	23	9	9	9	70	49	49	49
Steve WENTZELL (49)	15	49	62	62	23	23	49	23	23	23	97	23	23	23
Stuart MASON (80)	16	80	23	23	62	42	42	49	49	49	49	80	80	80
Tom CHATTERWAY (62)	17	62	80	80	80	62	62	80	80	80	80	45	45	45
Tony VERRIER (64)	18	64	45	45	45	80	80	45	45	45	45	11	64	64
Russ TREASURE (11)	19	11	64	64	42	45	45	64	11	11	11	64	11	11
Peter DRIVER (45)	20	45	77	11	77	77	64	11	64	64	64	62	62	77
Chris PEARSON (77)	21	77	11	77	64	64	11	62	62	62	62	77	77	62
Gary BROAD (23)	22	23	50	42	11	11	77	77	77	77	77	50	50	50
Keith HURFORD (50)	23	50	93	50	50	50	50	50	50	50	50	93	93	93
Vitthal CHAUHAN (93)	24	93	42	93	93	93	93	93	93	93	93			
-	25													

# DDMC Race Meeting

Sorted on Best Lap time

V de V UK

Croft 2.100 Miles

Practice 7 - Qualifying

27/09/2008 16:50

Practice (1:00:00 Time) started at 16:50:19

Pos	No.	Name	Team / Entrant	Make/Model	CC	Laps	Best Tm	In Lap	Diff	Best Spd	2nd Best
1	96	Phil QUAIFFE / Gareth HOWELL	IF Motorsport	Ligier JS49	2000	17	1:19.494	9		95.102	1:20.057
2	8	Ally McKEVER / Bryce WILSON	IF Motorsport	Ligier JS49	2000	37	1:19.541	4	0.047	95.045	1:19.563
3	99	Barry GATES / Anthony DUNN	Chevron Racing	Ligier JS49	2000	27	1:19.601	15	0.107	94.974	1:19.619
4	11	Charles HOLLINGS / Chris RANDELL	Lanan Racing	Pilbeam	2000	34	1:19.618	34	0.124	94.953	1:19.696
5	2	Ivor McCULLOGH / Nick ADCOCK	IF Motorsport	Ligier JS49	2000	34	1:19.645	5	0.151	94.921	1:19.860
6	88	Graham FENNYMORE / Christopher BIALAN	Piranha Motor Racing Ltd	Juno SSE	2000	30	1:20.148	22	0.654	94.325	1:20.371
7	24	Sarah READER / Ryan HOOKER	TFL Racing	Juno SSE	2000	25	1:21.051	17	1.557	93.275	1:21.112
8	20	Matt MANDERSON Peter HOBDA	Chiron Motorsport	Chiron	2000	32	1:21.171	28	1.677	93.137	1:21.304
9	5	Amanda WHITAKER / Paul O'NEIL	Chevron Racing	Ligier JS49	2000	19	1:21.352	18	1.858	92.929	1:21.687
10	1	Tony FREEMAN / Duncan WILLIAMS	Pitbull Mercury	Juno SSE	2000	26	1:21.903	21	2.409	92.304	1:22.128
11	30	Paul LIVESEY / Andy McKENNA	Grange Performance	Ligier JS49	2000	18	1:26.356	10	6.862	87.545	1:26.454

Clerk of the Course - Sig

Time

Orbits 4

Chief Timekeeper - Ian Sharp (SMART)

[www.amb-it.com](http://www.amb-it.com)

Weather

Track

[www.mylaps.com](http://www.mylaps.com)

Times on [smart-timing.co.uk](http://smart-timing.co.uk) & [mylaps.com](http://mylaps.com)

Licensed to: SMART

Printed: 28/09/2008 10:44:30

# DDMC Race Meeting

V de V UK

Croft 2.100 Miles

Practice 7 - Qualifying

27/09/2008 16:50

Practice (1:00:00 Time) started at 16:50:19

Lap	Lap Tm	Diff	Time of Day
<b>(96) Phil QUAIFE / Gareth HOWELL</b>			
1	<b>1:31.071</b>	+11.577	16:53:00.773
2	<b>3:13.242</b>	+1:53.748	16:56:14.015
3	<b>1:25.795</b>	+6.301	16:57:39.810
4	<b>2:55.472</b>	+1:35.978	17:00:35.282
5	<b>1:20.984</b>	+1.490	17:01:56.266
6	<b>1:20.241</b>	+0.747	17:03:16.507
7	<b>1:20.358</b>	+0.864	17:04:36.865
8	<b>1:20.057</b>	+0.563	17:05:56.922
9	<b>1:19.494</b>		17:07:16.416
10	1:19.930	+0.436	17:08:36.346
11	4:07.765	+2:48.271	17:12:44.111
12	1:21.528	+2.034	17:14:05.639
13	1:20.229	+0.735	17:15:25.868
14	1:20.183	+0.689	17:16:46.051
15	1:27.285	+7.791	17:18:13.336
16	1:20.597	+1.103	17:19:33.933
17	1:29.708	+10.214	17:21:03.641

Lap	Lap Tm	Diff	Time of Day
<b>(8) Ally McKEVER / Bryce WILSON</b>			
1	1:27.931	+8.390	16:52:48.651
2	1:20.542	+1.001	16:54:09.193
3	1:20.887	+1.346	16:55:30.080
4	<b>1:19.541</b>		16:56:49.621
5	1:19.701	+0.160	16:58:09.322
6	1:19.753	+0.212	16:59:29.075
7	1:17.922	-1.619	17:00:46.997
8	2:49.435	+1:29.894	17:03:36.432
9	1:22.127	+2.586	17:04:58.559
10	1:21.475	+1.934	17:06:20.034
11	1:20.856	+1.315	17:07:40.890
12	1:20.564	+1.023	17:09:01.454
13	1:20.567	+1.026	17:10:22.021
14	1:20.853	+1.312	17:11:42.874
15	1:21.493	+1.952	17:13:04.367
16	1:28.147	+8.606	17:14:32.514
17	1:20.888	+1.347	17:15:53.402
18	1:21.950	+2.409	17:17:15.352
19	2:50.800	+1:31.259	17:20:06.152
20	1:21.056	+1.515	17:21:27.208
21	1:20.938	+1.397	17:22:48.146
22	1:20.625	+1.084	17:24:08.771
23	1:20.424	+0.883	17:25:29.195
24	1:18.496	-1.045	17:26:47.691
25	7:57.019	+6:37.478	17:34:44.710
26	1:21.879	+2.338	17:36:06.589
27	1:19.985	+0.444	17:37:26.574
28	1:20.232	+0.691	17:38:46.806
29	1:19.563	+0.022	17:40:06.369
30	1:19.565	+0.024	17:41:25.934
31	1:19.774	+0.233	17:42:45.708
32	1:19.660	+0.119	17:44:05.368
33	1:20.149	+0.608	17:45:25.517
34	1:20.193	+0.652	17:46:45.710
35	1:20.111	+0.570	17:48:05.821
36	1:19.894	+0.353	17:49:25.715
37	1:19.695	+0.154	17:50:45.410

Lap	Lap Tm	Diff	Time of Day
<b>(99) Barry GATES / Anthony DUNN</b>			
1	1:24.261	+4.660	16:52:52.157
2	1:22.339	+2.738	16:54:14.496
3	1:22.887	+3.286	16:55:37.383
4	1:22.005	+2.404	16:56:59.388
5	1:31.968	+12.367	16:58:31.356
6	1:22.081	+2.480	16:59:53.437

Lap	Lap Tm	Diff	Time of Day
7	<b>1:23.022</b>	+3.421	17:01:16.459
8	<b>1:25.694</b>	+6.093	17:02:42.153
9	<b>8:46.243</b>	+7:26.642	17:11:28.396
10	<b>1:22.016</b>	+2.415	17:12:50.412
11	<b>1:19.800</b>	+0.199	17:14:10.212
12	<b>1:19.866</b>	+0.265	17:15:30.078
13	<b>1:20.004</b>	+0.403	17:16:50.082
14	<b>1:19.688</b>	+0.087	17:18:09.770
15	<b>1:19.601</b>		17:19:29.371
16	1:19.619	+0.018	17:20:48.990
17	1:19.514	-0.087	17:22:08.504
18	8:31.787	+7:12.186	17:30:40.291
19	1:23.041	+3.440	17:32:03.332
20	1:20.275	+0.674	17:33:23.607
21	1:20.404	+0.803	17:34:44.011
22	1:29.011	+9.410	17:36:13.022
23	1:19.754	+0.153	17:37:32.776
24	1:19.848	+0.247	17:38:52.624
25	1:24.721	+5.120	17:40:17.345
26	1:19.974	+0.373	17:41:37.319
27	1:25.683	+6.082	17:43:03.002

Lap	Lap Tm	Diff	Time of Day
<b>(11) Charles HOLLINGS / Chris RANDELL</b>			
1	1:27.502	+7.884	16:54:08.321
2	1:26.176	+6.558	16:55:34.497
3	1:24.396	+4.778	16:56:58.893
4	1:24.532	+4.914	16:58:23.425
5	1:24.348	+4.730	16:59:47.773
6	1:24.040	+4.422	17:01:11.813
7	1:23.281	+3.663	17:02:35.094
8	1:23.186	+3.568	17:03:58.280
9	1:22.867	+3.249	17:05:21.147
10	1:23.306	+3.688	17:06:44.453
11	1:24.192	+4.574	17:08:08.645
12	1:23.002	+3.384	17:09:31.647
13	1:23.223	+3.605	17:10:54.870
14	1:23.469	+3.851	17:12:18.339
15	1:23.146	+3.528	17:13:41.485
16	1:23.786	+4.168	17:15:05.271
17	1:23.022	+3.404	17:16:28.293
18	1:22.691	+3.073	17:17:50.984
19	1:22.450	+2.832	17:19:13.434
20	1:30.512	+10.894	17:20:43.946
21	7:57.400	+6:37.782	17:28:41.346
22	1:22.206	+2.588	17:30:03.552
23	1:21.044	+1.426	17:31:24.596
24	1:20.277	+0.659	17:32:44.873
25	1:19.915	+0.297	17:34:04.788
26	1:20.199	+0.581	17:35:24.987
27	1:29.504	+9.886	17:36:54.491
28	5:20.741	+4:01.123	17:42:15.232
29	1:22.693	+3.075	17:43:37.925
30	1:19.940	+0.322	17:44:57.865
31	1:19.696	+0.078	17:46:17.561
32	1:19.895	+0.277	17:47:37.456
33	1:20.006	+0.388	17:48:57.462
34	<b>1:19.618</b>		17:50:17.080

Lap	Lap Tm	Diff	Time of Day
<b>(2) Ivor McCULLOGH / Nick ADCOCK</b>			
1	1:26.344	+6.699	16:52:45.670
2	1:27.043	+7.398	16:54:12.713
3	1:20.596	+0.951	16:55:33.309
4	1:19.860	+0.215	16:56:53.169
5	<b>1:19.645</b>		16:58:12.814
6	1:20.043	+0.398	16:59:32.857
7	1:19.968	+0.323	17:00:52.825

Lap	Lap Tm	Diff	Time of Day
8	<b>1:30.033</b>	+10.388	17:02:22.858
9	<b>1:20.516</b>	+0.871	17:03:43.374
10	<b>1:18.647</b>	-0.998	17:05:02.021
11	<b>4:39.102</b>	+3:19.457	17:09:41.123
12	<b>1:20.436</b>	+0.791	17:11:01.559
13	<b>1:20.061</b>	+0.416	17:12:21.620
14	<b>1:20.113</b>	+0.468	17:13:41.733
15	<b>1:19.502</b>	-0.143	17:15:01.235
16	<b>6:30.987</b>	+5:11.342	17:21:32.222
17	<b>1:25.244</b>	+5.599	17:22:57.466
18	<b>1:21.579</b>	+1.934	17:24:19.045
19	<b>1:20.717</b>	+1.072	17:25:39.762
20	<b>1:20.868</b>	+1.223	17:27:00.630
21	<b>1:20.793</b>	+1.148	17:28:21.423
22	<b>1:20.388</b>	+0.743	17:29:41.811
23	<b>1:20.657</b>	+1.012	17:31:02.468
24	<b>1:20.656</b>	+1.011	17:32:23.124
25	<b>1:22.785</b>	+3.140	17:33:45.909
26	<b>1:20.917</b>	+1.272	17:35:06.826
27	<b>1:20.669</b>	+1.024	17:36:27.495
28	<b>1:27.675</b>	+8.030	17:37:55.170
29	<b>5:47.296</b>	+4:27.651	17:43:42.466
30	<b>1:21.018</b>	+1.373	17:45:03.484
31	<b>1:21.402</b>	+1.757	17:46:24.886
32	<b>1:21.191</b>	+1.546	17:47:46.077
33	<b>1:20.563</b>	+0.918	17:49:06.640
34	<b>1:20.447</b>	+0.802	17:50:27.087

Lap	Lap Tm	Diff	Time of Day
<b>(88) Graham FENNEMORE / Christopher BIALAN</b>			
1	<b>1:23.951</b>	+3.803	16:53:58.800
2	<b>1:22.173</b>	+2.025	16:55:20.973
3	<b>1:22.054</b>	+1.906	16:56:43.027
4	<b>1:21.918</b>	+1.770	16:58:04.945
5	<b>1:21.910</b>	+1.762	16:59:26.855
6	<b>1:22.199</b>	+2.051	17:00:49.054
7	<b>1:25.973</b>	+5.825	17:02:15.027
8	<b>1:22.715</b>	+2.567	17:03:37.742
9	<b>1:23.112</b>	+2.964	17:05:00.854
10	<b>1:21.945</b>	+1.797	17:06:22.799
11	<b>1:25.953</b>	+5.805	17:07:48.752
12	<b>2:47.055</b>	+1:26.907	17:10:35.807
13	<b>1:21.041</b>	+0.893	17:11:56.848
14	<b>1:23.492</b>	+3.344	17:13:20.340
15	<b>1:20.676</b>	+0.528	17:14:41.016
16	<b>1:24.948</b>	+4.800	17:16:05.964
17	<b>9:02.743</b>	+7:42.595	17:25:08.707
18	<b>1:27.611</b>	+7.463	17:26:36.318
19	<b>1:21.459</b>	+1.311	17:27:57.777
20	<b>1:20.559</b>	+0.411	17:29:18.336
21	<b>1:20.371</b>	+0.223	17:30:38.707
22	<b>1:20.148</b>		17:31:58.855
23	1:19.831	-0.317	17:33:18.686
24	6:26.927	+5:06.779	17:39:45.613
25	1:32.082	+11.934	17:41:17.695
26	1:20.739	+0.591	17:42:38.434
27	1:20.522	+0.374	17:43:58.956
28	1:39.432	+19.284	17:45:38.388
29	1:20.685	+0.537	17:46:59.073
30	1:39.818	+19.670	17:48:38.891

Lap	Lap Tm	Diff	Time of Day
<b>(24) Sarah READER / Ryan HOOKER</b>			
1	1:24.201	+3.150	16:52:59.082
2	1:21.533	+0.482	16:54:20.615
3	1:21.209	+0.158	16:55:41.824
4	1:21.345	+0.294	16:57:03.169
5	1:23.738	+2.687	16:58:26.907

Clerk of the Course - Sig

Time

Orbits 4

# DDMC Race Meeting

V de V UK

Croft 2.100 Miles

Practice 7 - Qualifying

27/09/2008 16:50

Practice (1:00:00 Time) started at 16:50:19

Lap	Lap Tm	Diff	Time of Day
6	<b>5:09.257</b>	+3:48.206	17:03:36.164
7	<b>1:27.908</b>	+6.857	17:05:04.072
8	<b>1:24.410</b>	+3.359	17:06:28.482
9	<b>1:23.508</b>	+2.457	17:07:51.990
10	<b>1:23.125</b>	+2.074	17:09:15.115
11	<b>1:22.821</b>	+1.770	17:10:37.936
12	<b>1:23.377</b>	+2.326	17:12:01.313
13	<b>1:25.316</b>	+4.265	17:13:26.629
14	<b>13:12.261</b>	+11:51.210	17:26:38.890
15	<b>1:21.633</b>	+0.582	17:28:00.523
16	<b>1:21.754</b>	+0.703	17:29:22.277
17	<b>1:21.051</b>		17:30:43.328
18	1:21.112	+0.061	17:32:04.440
19	1:21.795	+0.744	17:33:26.235
20	4:10.392	+2:49.341	17:37:36.627
21	1:21.420	+0.369	17:38:58.047
22	1:21.292	+0.241	17:40:19.339
23	1:26.513	+5.462	17:41:45.852
24	1:21.553	+0.502	17:43:07.405
25	1:22.760	+1.709	17:44:30.165

(20) Matt MANDERSON Peter HOBDAV

1	1:30.830	+9.659	16:53:12.090
2	1:30.059	+8.888	16:54:42.149
3	1:33.444	+12.273	16:56:15.593
4	1:30.159	+8.988	16:57:45.752
5	1:29.604	+8.433	16:59:15.356
6	1:29.253	+8.082	17:00:44.609
7	1:29.725	+8.554	17:02:14.334
8	3:54.332	+2:33.161	17:06:08.666
9	1:22.354	+1.183	17:07:31.020
10	1:22.460	+1.289	17:08:53.480
11	1:20.491	-0.680	17:10:13.971
12	3:37.807	+2:16.636	17:13:51.778
13	1:22.865	+1.694	17:15:14.643
14	1:22.291	+1.120	17:16:36.934
15	1:22.203	+1.032	17:17:59.137
16	1:22.309	+1.138	17:19:21.446
17	1:22.171	+1.000	17:20:43.617
18	1:22.300	+1.129	17:22:05.917
19	1:22.218	+1.047	17:23:28.135
20	1:20.869	-0.302	17:24:49.004
21	4:37.740	+3:16.569	17:29:26.744
22	1:22.161	+0.990	17:30:48.905
23	1:22.424	+1.253	17:32:11.329
24	1:23.145	+1.974	17:33:34.474
25	3:29.279	+2:08.108	17:37:03.753
26	1:25.001	+3.830	17:38:28.754
27	1:22.088	+0.917	17:39:50.842
28	<b>1:21.171</b>		17:41:12.013
29	1:21.501	+0.330	17:42:33.514
30	1:21.619	+0.448	17:43:55.133
31	1:21.304	+0.133	17:45:16.437
32	1:21.573	+0.402	17:46:38.010

(5) Amanda WHITAKER / Paul O'NEIL

1	1:28.364	+7.012	16:53:05.309
2	1:26.367	+5.015	16:54:31.676
3	1:25.560	+4.208	16:55:57.236
4	1:25.000	+3.648	16:57:22.236
5	1:24.355	+3.003	16:58:46.591
6	1:25.265	+3.913	17:00:11.856
7	4:43.755	+3:22.403	17:04:55.611
8	1:22.476	+1.124	17:06:18.087
9	1:23.645	+2.293	17:07:41.732
10	1:21.687	+0.335	17:09:03.419

Lap	Lap Tm	Diff	Time of Day
11	<b>1:21.897</b>	+0.545	17:10:25.316
12	<b>1:32.738</b>	+11.386	17:11:58.054
13	<b>21:57.128</b>	+20:35.776	17:33:55.182
14	<b>1:22.775</b>	+1.423	17:35:17.957
15	<b>1:30.294</b>	+8.942	17:36:48.251
16	<b>5:00.581</b>	+3:39.229	17:41:48.832
17	<b>1:22.544</b>	+1.192	17:43:11.376
18	<b>1:21.352</b>		17:44:32.728
19	1:27.425	+6.073	17:46:00.153

(1) Tony FREEMAN / Duncan WILLIAMS

1	1:37.621	+15.718	16:53:02.751
2	1:27.164	+5.261	16:54:29.915
3	1:24.322	+2.419	16:55:54.237
4	1:23.981	+2.078	16:57:18.218
5	1:23.125	+1.222	16:58:41.343
6	1:23.455	+1.552	17:00:04.798
7	1:23.236	+1.333	17:01:28.034
8	3:50.156	+2:28.253	17:05:18.190
9	1:25.706	+3.803	17:06:43.896
10	1:25.804	+3.901	17:08:09.700
11	1:25.148	+3.245	17:09:34.848
12	1:22.643	+0.740	17:10:57.491
13	3:30.135	+2:08.232	17:14:27.626
14	1:24.970	+3.067	17:15:52.596
15	1:22.523	+0.620	17:17:15.119
16	1:22.266	+0.363	17:18:37.385
17	1:20.522	-1.381	17:19:57.907
18	5:03.185	+3:41.282	17:25:01.092
19	1:24.067	+2.164	17:26:25.159
20	1:22.128	+0.225	17:27:47.287
21	<b>1:21.903</b>		17:29:09.190
22	1:23.386	+1.483	17:30:32.576
23	5:01.816	+3:39.913	17:35:34.392
24	1:23.064	+1.161	17:36:57.456
25	4:58.337	+3:36.434	17:41:55.793
26	1:25.142	+3.239	17:43:20.935

(30) Paul LIVESEY / Andy McKENNA

1	1:30.773	+4.417	17:23:31.760
2	1:30.716	+4.360	17:25:02.476
3	1:27.688	+1.332	17:26:30.164
4	1:27.142	+0.786	17:27:57.306
5	1:30.435	+4.079	17:29:27.741
6	1:27.033	+0.677	17:30:54.774
7	1:26.779	+0.423	17:32:21.553
8	1:27.683	+1.327	17:33:49.236
9	1:26.454	+0.098	17:35:15.690
10	<b>1:26.356</b>		17:36:42.046
11	1:26.875	+0.519	17:38:08.921
12	1:27.483	+1.127	17:39:36.404
13	3:27.865	+2:01.509	17:43:04.269
14	1:27.870	+1.514	17:44:32.139
15	1:27.764	+1.408	17:45:59.903
16	1:27.965	+1.609	17:47:27.868
17	1:27.465	+1.109	17:48:55.333
18	1:26.964	+0.608	17:50:22.297

Clerk of the Course - Sig

Time

Orbits 4

Chief Timekeeper - Ian Sharp (SMART)

www.amb-it.com

Weather

Track

www.mylaps.com

Times on smart-timing.co.uk & mylaps.com

Licensed to: SMART

Printed: 28/09/2008 10:45:00

Page 2/2

# DDMC Race Meeting

V de V UK

Race 11

Race (3:00:00 Time)

Croft 2.100 Miles

28/09/2008 14:55

POLE POSITION

**2**  
8 Ally McKEVER / Bryce WILSON  
1:19.541

**4**  
11 Charles HOLLINGS / Chris RANDELL  
1:19.618

**6**  
88 Graham FENNYMORE / Christopher BIALAN  
1:20.148

**8**  
20 Matt MANDERSON Peter HOBDAY  
1:21.171

**10**  
1 Tony FREEMAN / Duncan WILLIAMS  
1:21.903

**1**  
96 Phil QUAIFE / Gareth HOWELL  
1:19.494

**3**  
99 Barry GATES / Anthony DUNN  
1:19.601

**5**  
2 Ivor McCULLOGH / Nick ADCOCK  
1:19.645

**7**  
24 Sarah READER / Ryan HOOKER  
1:21.051

**9**  
5 Amanda WHITAKER / Paul O'NEIL  
1:21.352

**11**  
30 Paul LIVESEY / Andy McKENNA  
1:26.356

1

2

3

4

5

6

**DDMC Race Meeting****Sorted on Best Lap time**

MG Cockshoot Cup

Croft 2.100 Miles

Practice 8

27/09/2008 17:55

Practice (15:00 Time) started at 17:53:28

Pos	No.	Name	Make/Model	CC	Class	Laps	Best Tm	Diff	Lap	Best Spd	2nd Bes
1	6	Mike PETERS	MG Midget	1500	B	8	1:40.934		4	74.900	1:41.249
2	53	Peter HILEY	MG Midget	1340	B	8	1:43.521	2.587	7	73.029	1:44.821
3	69	Peter BRAMBLE	MGB Roadster	1950	B	8	1:44.510	3.576	4	72.338	1:45.028
4	77	Paul RIGG	Rover K Series	1800	F	8	1:46.910	5.976	7	70.714	1:47.178
5	78	Ian WRIGHT	MG Midget	1330	A	7	1:48.148	7.214	6	69.904	1:48.508
6	97	Paul NEWTON	MG Midget	1275	A	7	1:48.202	7.268	2	69.869	1:48.363
7	17	Richard SPCOTE	MG Midget	1275	A	7	1:48.355	7.421	3	69.771	1:48.581
8	11	Robert GATE	Jaguar E Type	4200	FIA	7	1:48.540	7.606	6	69.652	1:48.763
9	7	R E FARRELL	Jaguar E Type	3800	FIA	7	1:49.514	8.580	7	69.032	1:50.007
10	5	Jeremy P G TOES	MG Midget	1330	A	7	1:51.412	10.478	7	67.856	1:51.973
11	84	Helen WADDINGTON	MG Rover	1800	F	7	1:53.184	12.250	6	66.794	1:53.874
12	15	John WREGHILL	MGB Roadster	1840	B	7	1:53.353	12.419	5	66.694	1:53.763
13	23	Stephen McKIE	Austin Healey Sprite	1275	A	7	1:53.821	12.887	5	66.420	1:54.504
14	76	Margaret FARQUHAR-RIGG	Rover K Series	1800	F	7	1:54.023	13.089	7	66.302	1:55.474
15	56	Neville LASKEY	MG Midget	1293	B	7	1:56.275	15.341	7	65.018	1:56.405

Clerk of the Course - Sig

Time

Orbits 4

Chief Timekeeper - Ian Sharp (SMART)

www.amb-it.com

Weather

Track

www.mylaps.com

Times on smart-timing.co.uk &amp; mylaps.com

Licensed to: SMART

Printed: 28/09/2008 10:13:06

# DDMC Race Meeting

MG Cockshoot Cup

Croft 2.100 Miles

Practice 8

27/09/2008 17:55

Practice (15:00 Time) started at 17:53:28

Lap	Lap Tm	Diff	Time of Day
<b>(6) Mike PETERS</b>			
1	<b>1:46.851</b>	+5.917	17:56:52.123
2	<b>1:43.219</b>	+2.285	17:58:35.342
3	<b>1:41.249</b>	+0.315	18:00:16.591
4	<b>1:40.934</b>		18:01:57.525
5	1:42.303	+1.369	18:03:39.828
6	1:42.484	+1.550	18:05:22.312
7	1:42.258	+1.324	18:07:04.570
8	1:43.086	+2.152	18:08:47.656

Lap	Lap Tm	Diff	Time of Day
<b>(53) Peter HILEY</b>			
1	1:47.645	+4.124	17:57:26.223
2	1:56.195	+12.674	17:59:22.418
3	1:46.282	+2.761	18:01:08.700
4	1:44.821	+1.300	18:02:53.521
5	1:45.270	+1.749	18:04:38.791
6	1:45.351	+1.830	18:06:24.142
7	<b>1:43.521</b>		18:08:07.663
8	1:45.414	+1.893	18:09:53.077

Lap	Lap Tm	Diff	Time of Day
<b>(69) Peter BRAMBLE</b>			
1	1:48.684	+4.174	17:57:07.764
2	1:46.376	+1.866	17:58:54.140
3	1:45.071	+0.561	18:00:39.211
4	<b>1:44.510</b>		18:02:23.721
5	1:45.028	+0.518	18:04:08.749
6	1:45.662	+1.152	18:05:54.411
7	1:48.460	+3.950	18:07:42.871
8	1:46.996	+2.486	18:09:29.867

Lap	Lap Tm	Diff	Time of Day
<b>(77) Paul RIGG</b>			
1	1:48.378	+1.468	17:56:57.668
2	1:48.348	+1.438	17:58:46.016
3	1:48.065	+1.155	18:00:34.081
4	1:47.676	+0.766	18:02:21.757
5	1:47.933	+1.023	18:04:09.690
6	1:51.769	+4.859	18:06:01.459
7	<b>1:46.910</b>		18:07:48.369
8	1:47.178	+0.268	18:09:35.547

Lap	Lap Tm	Diff	Time of Day
<b>(78) Ian WRIGHT</b>			
1	1:52.701	+4.553	17:57:26.090
2	1:52.273	+4.125	17:59:18.363
3	1:49.412	+1.264	18:01:07.775
4	1:50.788	+2.640	18:02:58.563
5	1:48.508	+0.360	18:04:47.071
6	<b>1:48.148</b>		18:06:35.219
7	1:49.233	+1.085	18:08:24.452

Lap	Lap Tm	Diff	Time of Day
<b>(97) Paul NEWTON</b>			
1	1:53.388	+5.186	17:57:42.581
2	<b>1:48.202</b>		17:59:30.783
3	1:48.363	+0.161	18:01:19.146
4	2:01.904	+13.702	18:03:21.050
5	1:57.282	+9.080	18:05:18.332
6	2:27.807	+39.605	18:07:46.139
7	1:53.871	+5.669	18:09:40.010

Lap	Lap Tm	Diff	Time of Day
<b>(17) Richard SAPCOTE</b>			
1	1:54.736	+6.381	17:57:42.503
2	1:49.451	+1.096	17:59:31.954
3	<b>1:48.355</b>		18:01:20.309
4	1:50.474	+2.119	18:03:10.783
5	1:48.842	+0.487	18:04:59.625
6	1:48.581	+0.226	18:06:48.206

Lap	Lap Tm	Diff	Time of Day
7	<b>1:49.563</b>	+1.208	18:08:37.769
<b>(11) Robert GATE</b>			
1	<b>2:03.503</b>	+14.963	17:57:49.928
2	<b>1:55.921</b>	+7.381	17:59:45.849
3	<b>1:54.189</b>	+5.649	18:01:40.038
4	<b>1:51.691</b>	+3.151	18:03:31.729
5	<b>1:50.818</b>	+2.278	18:05:22.547
6	<b>1:48.540</b>		18:07:11.087
7	1:48.763	+0.223	18:08:59.850

Lap	Lap Tm	Diff	Time of Day
<b>(7) R E FARRELL</b>			
1	2:03.904	+14.390	17:57:53.733
2	2:03.199	+13.685	17:59:56.932
3	1:51.498	+1.984	18:01:48.430
4	1:51.663	+2.149	18:03:40.093
5	1:50.007	+0.493	18:05:30.100
6	1:50.445	+0.931	18:07:20.545
7	<b>1:49.514</b>		18:09:10.059

Lap	Lap Tm	Diff	Time of Day
<b>(5) Jeremy P G TOES</b>			
1	1:57.190	+5.778	17:57:16.510
2	1:52.943	+1.531	17:59:09.453
3	1:53.488	+2.076	18:01:02.941
4	1:53.323	+1.911	18:02:56.264
5	1:53.126	+1.714	18:04:49.390
6	1:51.973	+0.561	18:06:41.363
7	<b>1:51.412</b>		18:08:32.775

Lap	Lap Tm	Diff	Time of Day
<b>(84) Helen WADDINGTON</b>			
1	1:56.435	+3.251	17:57:20.442
2	2:00.307	+7.123	17:59:20.749
3	1:54.331	+1.147	18:01:15.080
4	1:56.377	+3.193	18:03:11.457
5	1:53.874	+0.690	18:05:05.331
6	<b>1:53.184</b>		18:06:58.515
7	1:56.827	+3.643	18:08:55.342

Lap	Lap Tm	Diff	Time of Day
<b>(15) John WREGHILL</b>			
1	1:58.342	+4.989	17:57:12.471
2	1:56.500	+3.147	17:59:08.971
3	1:55.427	+2.074	18:01:04.398
4	1:53.979	+0.626	18:02:58.377
5	<b>1:53.353</b>		18:04:51.730
6	1:53.763	+0.410	18:06:45.493
7	1:54.671	+1.318	18:08:40.164

Lap	Lap Tm	Diff	Time of Day
<b>(23) Stephen McKIE</b>			
1	2:02.359	+8.538	17:57:48.941
2	1:56.001	+2.180	17:59:44.942
3	1:54.504	+0.683	18:01:39.446
4	1:54.723	+0.902	18:03:34.169
5	<b>1:53.821</b>		18:05:27.990
6	1:54.608	+0.787	18:07:22.598
7	1:54.646	+0.825	18:09:17.244

Lap	Lap Tm	Diff	Time of Day
<b>(76) Margaret FARQUHAR-RIGG</b>			
1	2:02.874	+8.851	17:57:19.706
2	2:02.452	+8.429	17:59:22.158
3	1:57.594	+3.571	18:01:19.752
4	1:59.865	+5.842	18:03:19.617
5	1:56.402	+2.379	18:05:16.019
6	1:55.474	+1.451	18:07:11.493
7	<b>1:54.023</b>		18:09:05.516

Lap	Lap Tm	Diff	Time of Day
<b>(56) Neville LASKEY</b>			

Clerk of the Course - Sig

Time

Orbits 4

Chief Timekeeper - Ian Sharp (SMART)

www.amb-it.com

Weather

Track

www.mylaps.com

Times on smart-timing.co.uk & mylaps.com

Licensed to: SMART

Printed: 28/09/2008 10:14:44



# DDMC Race Meeting

MG Cockshoot Cup

Race 6 - First Race

Race (20:00 Time)

Croft 2.100 Miles

28/09/2008 12:05

POLE POSITION

**2**  
53 Peter HILEY  
1:43.521

**4**  
77 Paul RIGG  
1:46.910

**6**  
97 Paul NEWTON  
1:48.202

**8**  
11 Robert GATE  
1:48.540

**10**  
5 Jeremy P G TOES  
1:51.412

**12**  
15 John WREGHILL  
1:53.353

**14**  
76 Margaret FARQUHAR-RIGG  
1:54.023

**1**  
6 Mike PETERS  
1:40.934

**3**  
69 Peter BRAMBLE  
1:44.510

**5**  
78 Ian WRIGHT  
1:48.148

**7**  
17 Richard SAPCOTE  
1:48.355

**9**  
7 R E FARRELL  
1:49.514

**11**  
84 Helen WADDINGTON  
1:53.184

**13**  
23 Stephen McKIE  
1:53.821

**15**  
56 Neville LASKEY  
1:56.275

1

2

3

4

5

6

7

8

## DDMC Race Meeting

Sorted on Laps

MG Cockshoot Cup

Croft 2.100 Miles

Race 6 - Re-start

28/09/2008 12:16

Race (8:00 Time) started at 12:28:58

Pos	No.	Name	Make/Model	CC	Class	Laps	Total Tm	Diff	Best Tm	Lap	Best Spd
1	6	Mike PETERS	MG Midget	1500	B	5	9:02.223		1:44.800	2	72.13
2	78	Ian WRIGHT	MG Midget	1330	A	5	9:10.466	8.243	1:48.279	3	69.82
3	77	Paul RIGG	Rover K Series	1800	F	5	9:12.336	10.113	1:47.903	4	70.06
4	11	Robert GATE	Jaguar E Type	4200	FIA	5	9:13.981	11.758	1:47.726	4	70.17
5	53	Peter HILEY	MG Midget	1340	B	5	9:14.263	12.040	1:43.658	4	72.93
6	97	Paul NEWTON	MG Midget	1275	A	5	9:24.294	22.071	1:49.597	3	68.98
7	17	Richard SAPCOTE	MG Midget	1275	A	5	9:27.085	24.862	1:50.983	5	68.11
8	5	Jeremy P G TOES	MG Midget	1330	A	5	9:29.001	26.778	1:50.595	5	68.35
9	23	Stephen McKIE	Austin Healey Sprite	1275	A	5	9:35.394	33.171	1:50.545	5	68.38
10	15	John WREGHILL	MGB Roadster	1840	B	5	9:35.437	33.214	1:52.651	5	67.11
11	7	R E FARRELL	Jaguar E Type	3800	FIA	5	9:46.359	44.136	1:51.313	4	67.91
12	84	Helen WADDINGTON	MG Rover	1800	F	5	9:50.063	47.840	1:55.290	4	65.57
13	76	Margaret FARQUHAR-RIGG	Rover K Series	1800	F	5	9:54.766	52.543	1:55.324	4	65.55

## Not classified (80% = 4 Laps)

56	Neville LASKEY	MG Midget	1293	B	3	6:10.155	DNF	1:57.433	3	64.37
69	Peter BRAMBLE	MGB Roadster	1950	B			DNS		0	

## Announcements

Red Flag - Lap 5 - Race re-started over 8 minutes.

Margin of Victory	Avg. Speed	Best Lap Tm	Best Spd	Best Lap by
8.243	69.713	1:43.658	72.932	53 - Peter HILEY

Clerk of the Course - Sig	Time	Orbits 4
Chief Timekeeper - Ian Sharp (SMART)		www.amb-it.com
Weather	Track	www.mylaps.com
Times on smart-timing.co.uk & mylaps.com		Licensed to: SMART

Printed: 29/09/2008 12:24:12

# DDMC Race Meeting

MG Cockshoot Cup

Croft 2.100 Miles

Race 6 - Re-start

28/09/2008 12:16

Race (8:00 Time) started at 12:28:58

Lap	Lap Tm	Diff	Time of Day
<b>(6) Mike PETERS</b>			
1	1:51.962	+7.162	12:30:54.469
2	1:44.800		12:32:39.269
3	1:46.222	+1.422	12:34:25.491
4	1:45.919	+1.119	12:36:11.410
5	1:49.389	+4.589	12:38:00.799

Lap	Lap Tm	Diff	Time of Day
<b>(78) Ian WRIGHT</b>			
1	1:53.542	+5.263	12:30:54.208
2	1:48.672	+0.393	12:32:42.880
3	1:48.279		12:34:31.159
4	1:49.036	+0.757	12:36:20.195
5	1:48.847	+0.568	12:38:09.042

Lap	Lap Tm	Diff	Time of Day
<b>(77) Paul RIGG</b>			
1	1:54.598	+6.695	12:30:54.976
2	1:50.199	+2.296	12:32:45.175
3	1:48.690	+0.787	12:34:33.865
4	1:47.903		12:36:21.768
5	1:49.144	+1.241	12:38:10.912

Lap	Lap Tm	Diff	Time of Day
<b>(11) Robert GATE</b>			
1	1:54.854	+7.128	12:30:56.212
2	1:49.153	+1.427	12:32:45.365
3	1:49.419	+1.693	12:34:34.784
4	1:47.726		12:36:22.510
5	1:50.047	+2.321	12:38:12.557

Lap	Lap Tm	Diff	Time of Day
<b>(53) Peter HILEY</b>			
1	2:11.882	+28.224	12:31:10.459
2	1:46.077	+2.419	12:32:56.536
3	1:44.397	+0.739	12:34:40.933
4	1:43.658		12:36:24.591
5	1:48.248	+4.590	12:38:12.839

Lap	Lap Tm	Diff	Time of Day
<b>(97) Paul NEWTON</b>			
1	1:54.727	+5.130	12:30:56.006
2	1:50.772	+1.175	12:32:46.778
3	1:49.597		12:34:36.375
4	1:51.629	+2.032	12:36:28.004
5	1:54.866	+5.269	12:38:22.870

Lap	Lap Tm	Diff	Time of Day
<b>(17) Richard SPCOTE</b>			
1	1:56.740	+5.757	12:30:58.659
2	1:52.425	+1.442	12:32:51.084
3	1:52.508	+1.525	12:34:43.592
4	1:51.086	+0.103	12:36:34.678
5	1:50.983		12:38:25.661

Lap	Lap Tm	Diff	Time of Day
<b>(5) Jeremy P G TOES</b>			
1	1:58.698	+8.103	12:31:02.622
2	1:51.860	+1.265	12:32:54.482
3	1:51.901	+1.306	12:34:46.383
4	1:50.599	+0.004	12:36:36.982
5	1:50.595		12:38:27.577

Lap	Lap Tm	Diff	Time of Day
<b>(23) Stephen McKIE</b>			
1	2:00.003	+9.458	12:31:04.262
2	1:53.363	+2.818	12:32:57.625
3	1:53.271	+2.726	12:34:50.896
4	1:52.529	+1.984	12:36:43.425
5	1:50.545		12:38:33.970

Lap	Lap Tm	Diff	Time of Day
<b>(15) John WREGHILL</b>			
1	1:57.494	+4.843	12:30:59.937

Lap	Lap Tm	Diff	Time of Day
2	1:53.177	+0.526	12:32:53.114
3	1:55.015	+2.364	12:34:48.129
4	1:53.233	+0.582	12:36:41.362
5	1:52.651		12:38:34.013

Lap	Lap Tm	Diff	Time of Day
<b>(7) R E FARRELL</b>			
1	1:57.753	+6.440	12:31:01.273
2	1:52.256	+0.943	12:32:53.529
3	1:51.956	+0.643	12:34:45.485
4	1:51.313		12:36:36.798
5	2:08.137	+16.824	12:38:44.935

Lap	Lap Tm	Diff	Time of Day
<b>(84) Helen WADDINGTON</b>			
1	1:59.131	+3.841	12:31:03.550
2	1:55.747	+0.457	12:32:59.297
3	1:55.799	+0.509	12:34:55.096
4	1:55.290		12:36:50.386
5	1:58.253	+2.963	12:38:48.639

Lap	Lap Tm	Diff	Time of Day
<b>(76) Margaret FARQUHAR-RIGG</b>			
1	2:02.396	+7.072	12:31:07.063
2	1:58.455	+3.131	12:33:05.518
3	1:56.798	+1.474	12:35:02.316
4	1:55.324		12:36:57.640
5	1:55.702	+0.378	12:38:53.342

Lap	Lap Tm	Diff	Time of Day
<b>(56) Neville LASKEY</b>			
1	2:02.978	+5.545	12:31:12.986
2	1:58.312	+0.879	12:33:11.298
3	1:57.433		12:35:08.731

MG Cockshoot Cup

Croft 2.100 Miles

Race 6 - Re-start

28/09/2008 12:16

Race (8:00 Time) started at 12:28:58

Competitors	Laps						
	0	1	2	3	4	5	
Peter HILEY (53)	1	53	78	6	6	6	6
Paul RIGG (77)	2	77	6	78	78	78	78
Ian WRIGHT (78)	3	78	77	77	77	77	77
Paul NEWTON (97)	4	97	97	11	11	11	11
Robert GATE (11)	5	11	11	97	97	53	53
Richard SAPCOTE (17)	6	17	17	17	53	97	97
John WREGHILL (15)	7	15	15	15	17	17	17
Mike PETERS (6)	8	6	7	7	7	7	5
R E FARRELL (7)	9	7	5	5	5	5	23
Jeremy P G TOES (5)	10	5	84	53	15	15	15
Stephen McKIE (23)	11	23	23	23	23	23	7
Helen WADDINGTON (84)	12	84	76	84	84	84	84
Margaret FARQUHAR-RIGG (76)	13	76	53	76	76	76	76
Neville LASKEY (56)	14	56	56	56	56		
-	15						

# DDMC Race Meeting

MG Cockshoot Cup

Race 10 - Second Race

Race (20:00 Time)

Croft 2.100 Miles

28/09/2008 14:25

POLE POSITION

**2**  
78 Ian WRIGHT  
5

**4**  
11 Robert GATE  
5

**6**  
97 Paul NEWTON  
5

**8**  
5 Jeremy P G TOES  
5

**10**  
15 John WREGHILL  
5

**12**  
84 Helen WADDINGTON  
5

**14**  
56 Neville LASKEY  
3

**1**  
6 Mike PETERS  
5

**3**  
77 Paul RIGG  
5

**5**  
53 Peter HILEY  
5

**7**  
17 Richard SANCOTE  
5

**9**  
23 Stephen McKIE  
5

**11**  
7 R E FARRELL  
5

**13**  
76 Margaret FARQUHAR-RIGG  
5

**15**  
69 Peter BRAMBLE

**1**

**2**

**3**

**4**

**5**

**6**

**7**

**8**

## DDMC Race Meeting

Sorted on Laps

NSSCC Classes B,C,D,H

Croft 2.100 Miles

Race 7 - Re-start

28/09/2008 12:54

Race started at 12:59:45

Pos	No.	Name	Make/Model	CC	Class	Laps	Total Tm	Diff	Best Tm	Lap	Best Spd
1	54	Andrew MORRISON	Seat Leon Cupra	1998	B	8	13:00.189		1:36.020	3	78.734
2	44	Michael CUTT	BMW M3	3000	B	8	13:07.225	7.036	1:37.092	6	77.864
3	69	Simon BLANCKLEY	Seat Leon	1998	B	8	13:07.374	7.185	1:34.197	8	80.257
4	15	David COX	Peugeot 205	2000	C	8	13:12.468	12.279	1:36.732	4	78.154
5	25	Philip HOUSE	Renault Clio	1996	C	8	13:15.345	15.156	1:36.844	8	78.064
6	43	Peter ISHERWOOD	Subaru Impreza	2000T	B	8	13:29.752	29.563	1:38.254	5	76.943
7	99	Darren FLOUNDERS	Ford Fiesta	1600	D	8	13:33.418	33.229	1:39.778	7	75.768
8	1	Paul MOSS	Citroen Saxo	1600	D	8	13:34.413	34.224	1:39.908	2	75.670
9	79	Gavin LEE	Ford Fiesta XR2	1600	D	8	13:35.853	35.664	1:39.528	7	75.959
10	46	Ian HUMPHISH	VW Beetle RSi	2800	B	8	13:36.313	36.124	1:39.375	6	76.075
11	49	Mike WILLIAMSON	BMW 325 E30	2500	B	8	13:46.915	46.726	1:40.541	4	75.193
12	33	Robert BARNES	Vauxhall Corsa	1998	C	8	13:50.858	50.669	1:40.510	5	75.216
13	16	Mick STARKEY	Ford Fiesta XR2	1600	D	8	13:52.310	52.121	1:41.444	6	74.524
14	74	James ATKINSON	Peugeot 205	1600	D	8	13:58.752	58.563	1:41.520	6	74.468
15	82	David SWALES	Ford Fiesta	1600	D	8	13:59.817	59.628	1:41.783	6	74.276
16	38	Roy JOHNSTON	Rover Tomcat	1921	B	8	14:00.702	1:00.513	1:42.048	8	74.083
17	22	Ian BLACKLIN	Ford Fiesta	1600	D	8	14:02.322	1:02.133	1:42.326	7	73.882
18	34	Dave BREWIS	Lotus Elise	1800	C	8	14:07.464	1:07.275	1:42.782	6	73.554
19	70	Mark ARMSTRONG	Rover 200	1600	C	8	14:12.465	1:12.276	1:43.474	6	73.062
20	48	Gareth NUTLEY	Reliant Scimitar SS1	1809	B	8	14:29.139	1:28.950	1:46.076	7	71.270
21	31	Jason LAPPIN	Rover Metro Gti	1800	C	8	14:36.202	1:36.013	1:46.471	8	71.005
22	58	Simon WING	Peugeot 205 Gti	1903	C	8	14:38.469	1:38.280	1:47.013	8	70.646
<b>Not classified ()</b>											
	51	Malcolm TURNBULL	Triumph TR6	2700	H	2	3:31.759	DNF	1:39.961	2	75.629
	26	Stephen FERGUSON	Nissan Pulsar	1998	B		3.260	DNF		0	-

## Announcements

Red Flag - Lap 2 - Race re-started over 10 minutes plus 1 lap.

Margin of Victory	Avg. Speed	Best Lap Tm	Best Spd	Best Lap by
7.036	77.520	1:34.197	80.257	69 - Simon BLANCKLEY

Clerk of the Course - Sig	Time	Orbits 4
Chief Timekeeper - Ian Sharp (SMART)		www.amb-it.com
Weather	Track	www.mylaps.com
Times on smart-timing.co.uk & mylaps.com		Licensed to: SMART

Printed: 29/09/2008 12:39:36

# DDMC Race Meeting


NSSCC Classes B,C,D,H

Croft 2.100 Miles

Race 7 - Re-start

28/09/2008 12:54

Race started at 12:59:45



Lap	Lap Tm	Diff	Time of Day
<b>(54) Andrew MORRISON</b>			
1	<b>1:43.048</b>	+7.028	13:01:30.422
2	<b>1:36.438</b>	+0.418	13:03:06.860
3	<b>1:36.020</b>		13:04:42.880
4	1:37.001	+0.981	13:06:19.881
5	1:36.514	+0.494	13:07:56.395
6	1:36.636	+0.616	13:09:33.031
7	1:36.358	+0.338	13:11:09.389
8	1:36.654	+0.634	13:12:46.043

Lap	Lap Tm	Diff	Time of Day
<b>(44) Michael CUTT</b>			
1	1:41.756	+4.664	13:01:29.922
2	1:37.786	+0.694	13:03:07.708
3	1:38.290	+1.198	13:04:45.998
4	1:37.409	+0.317	13:06:23.407
5	1:37.568	+0.476	13:08:00.975
6	<b>1:37.092</b>		13:09:38.067
7	1:37.565	+0.473	13:11:15.632
8	1:37.447	+0.355	13:12:53.079

Lap	Lap Tm	Diff	Time of Day
<b>(69) Simon BLANCKLEY</b>			
1	1:34.609	+0.412	13:01:43.403
2	1:38.133	+3.936	13:03:21.536
3	1:35.488	+1.291	13:04:57.024
4	1:35.175	+0.978	13:06:32.199
5	1:36.447	+2.250	13:08:08.646
6	1:34.615	+0.418	13:09:43.261
7	1:35.770	+1.573	13:11:19.031
8	<b>1:34.197</b>		13:12:53.228

Lap	Lap Tm	Diff	Time of Day
<b>(15) David COX</b>			
1	1:44.176	+7.444	13:01:34.225
2	1:38.423	+1.691	13:03:12.648
3	1:37.175	+0.443	13:04:49.823
4	<b>1:36.732</b>		13:06:26.555
5	1:37.018	+0.286	13:08:03.573
6	1:37.831	+1.099	13:09:41.404
7	1:38.632	+1.900	13:11:20.036
8	1:38.286	+1.554	13:12:58.322

Lap	Lap Tm	Diff	Time of Day
<b>(25) Philip HOUSE</b>			
1	1:45.085	+8.241	13:01:33.537
2	1:39.471	+2.627	13:03:13.008
3	1:39.480	+2.636	13:04:52.488
4	1:38.262	+1.418	13:06:30.750
5	1:38.806	+1.962	13:08:09.556
6	1:37.583	+0.739	13:09:47.139
7	1:37.216	+0.372	13:11:24.355
8	<b>1:36.844</b>		13:13:01.199

Lap	Lap Tm	Diff	Time of Day
<b>(43) Peter ISHERWOOD</b>			
1	1:44.440	+6.186	13:01:33.074
2	1:39.231	+0.977	13:03:12.305
3	1:39.184	+0.930	13:04:51.489
4	1:38.767	+0.513	13:06:30.256
5	<b>1:38.254</b>		13:08:08.510
6	1:41.968	+3.714	13:09:50.478
7	1:41.034	+2.780	13:11:31.512
8	1:44.094	+5.840	13:13:15.606

Lap	Lap Tm	Diff	Time of Day
<b>(99) Darren FLOUNDERS</b>			
1	1:47.017	+7.239	13:01:38.156
2	1:40.300	+0.522	13:03:18.456
3	1:40.091	+0.313	13:04:58.547
4	1:39.853	+0.075	13:06:38.400

Lap	Lap Tm	Diff	Time of Day
5	<b>1:40.589</b>	+0.811	13:08:18.989
6	<b>1:40.121</b>	+0.343	13:09:59.110
7	<b>1:39.778</b>		13:11:38.888
8	1:40.384	+0.606	13:13:19.272

Lap	Lap Tm	Diff	Time of Day
<b>(1) Paul MOSS</b>			
1	1:46.180	+6.272	13:01:36.246
2	<b>1:39.908</b>		13:03:16.154
3	1:39.923	+0.015	13:04:56.077
4	1:41.904	+1.996	13:06:37.981
5	1:40.904	+0.996	13:08:18.885
6	1:40.975	+1.067	13:09:59.860
7	1:40.190	+0.282	13:11:40.050
8	1:40.217	+0.309	13:13:20.267

Lap	Lap Tm	Diff	Time of Day
<b>(79) Gavin LEE</b>			
1	1:49.305	+9.777	13:01:40.226
2	1:39.773	+0.245	13:03:19.999
3	1:39.877	+0.349	13:04:59.876
4	1:39.681	+0.153	13:06:39.557
5	1:39.966	+0.438	13:08:19.523
6	1:40.653	+1.125	13:10:00.176
7	<b>1:39.528</b>		13:11:39.704
8	1:42.003	+2.475	13:13:21.707

Lap	Lap Tm	Diff	Time of Day
<b>(46) Ian HUMPHISH</b>			
1	1:50.936	+11.561	13:01:40.477
2	1:41.368	+1.993	13:03:21.845
3	1:41.162	+1.787	13:05:03.007
4	1:39.939	+0.564	13:06:42.946
5	1:39.962	+0.587	13:08:22.908
6	<b>1:39.375</b>		13:10:02.283
7	1:40.395	+1.020	13:11:42.678
8	1:39.489	+0.114	13:13:22.167

Lap	Lap Tm	Diff	Time of Day
<b>(49) Mike WILLIAMSON</b>			
1	1:50.772	+10.231	13:01:41.156
2	1:41.667	+1.126	13:03:22.823
3	1:41.306	+0.765	13:05:04.129
4	<b>1:40.541</b>		13:06:44.670
5	1:41.451	+0.910	13:08:26.121
6	1:41.257	+0.716	13:10:07.378
7	1:41.890	+1.349	13:11:49.268
8	1:43.501	+2.960	13:13:32.769

Lap	Lap Tm	Diff	Time of Day
<b>(33) Robert BARNES</b>			
1	1:51.319	+10.809	13:01:42.901
2	1:43.782	+3.272	13:03:26.683
3	1:43.723	+3.213	13:05:10.406
4	1:40.880	+0.370	13:06:51.286
5	<b>1:40.510</b>		13:08:31.796
6	1:40.684	+0.174	13:10:12.480
7	1:43.212	+2.702	13:11:55.692
8	1:41.020	+0.510	13:13:36.712

Lap	Lap Tm	Diff	Time of Day
<b>(16) Mick STARKEY</b>			
1	1:51.587	+10.143	13:01:42.462
2	1:43.061	+1.617	13:03:25.253
3	1:41.820	+0.376	13:05:07.343
4	1:41.687	+0.243	13:06:49.030
5	1:41.774	+0.330	13:08:30.804
6	<b>1:41.444</b>		13:10:12.248
7	1:44.390	+2.946	13:11:56.638
8	1:41.526	+0.082	13:13:38.164

Lap	Lap Tm	Diff	Time of Day
<b>(74) James ATKINSON</b>			

Lap	Lap Tm	Diff	Time of Day
1	<b>1:51.453</b>	+9.933	13:01:43.402
2	<b>1:43.887</b>	+2.367	13:03:27.289
3	<b>1:45.655</b>	+4.135	13:05:12.944
4	<b>1:42.853</b>	+1.333	13:06:55.797
5	<b>1:42.870</b>	+1.350	13:08:38.667
6	<b>1:41.520</b>		13:10:20.187
7	1:41.765	+0.245	13:12:01.952
8	1:42.654	+1.134	13:13:44.606

Lap	Lap Tm	Diff	Time of Day
<b>(82) David SWALES</b>			
1	1:52.372	+10.589	13:01:44.765
2	1:43.161	+1.378	13:03:27.926
3	1:43.444	+1.661	13:05:11.370
4	1:44.356	+2.573	13:06:55.726
5	1:43.352	+1.569	13:08:39.078
6	<b>1:41.783</b>		13:10:20.861
7	1:42.461	+0.678	13:12:03.322
8	1:42.349	+0.566	13:13:45.671

Lap	Lap Tm	Diff	Time of Day
<b>(38) Roy JOHNSTON</b>			
1	1:50.796	+8.748	13:01:42.354
2	1:43.858	+1.810	13:03:26.212
3	1:44.194	+2.146	13:05:10.406
4	1:44.331	+2.283	13:06:54.737
5	1:44.410	+2.362	13:08:39.147
6	1:42.883	+0.835	13:10:22.030
7	1:42.478	+0.430	13:12:04.508
8	<b>1:42.048</b>		13:13:46.556

Lap	Lap Tm	Diff	Time of Day
<b>(22) Ian BLACKLIN</b>			
1	1:55.070	+12.744	13:01:46.752
2	1:44.823	+2.497	13:03:31.575
3	1:43.141	+0.815	13:05:14.716
4	1:42.995	+0.669	13:06:57.711
5	1:42.535	+0.209	13:08:40.246
6	1:43.001	+0.675	13:10:23.247
7	<b>1:42.326</b>		13:12:05.573
8	1:42.603	+0.277	13:13:48.176

Lap	Lap Tm	Diff	Time of Day
<b>(34) Dave BREWIS</b>			
1	1:53.705	+10.923	13:01:45.733
2	1:44.362	+1.580	13:03:30.095
3	1:45.423	+2.641	13:05:15.518
4	1:43.627	+0.845	13:06:59.145
5	1:43.252	+0.470	13:08:42.397
6	<b>1:42.782</b>		13:10:25.179
7	1:44.440	+1.658	13:12:09.619
8	1:43.699	+0.917	13:13:53.318

Lap	Lap Tm	Diff	Time of Day
<b>(70) Mark ARMSTRONG</b>			
1	1:53.723	+10.249	13:01:46.556
2	1:45.072	+1.598	13:03:31.628
3	1:45.155	+1.681	13:05:16.783
4	1:45.877	+2.403	13:07:02.660
5	1:44.378	+0.904	13:08:47.038
6	<b>1:43.474</b>		13:10:30.512
7	1:44.061	+0.587	13:12:14.573
8	1:43.746	+0.272	13:13:58.319

Lap	Lap Tm	Diff	Time of Day
<b>(48) Gareth NUTLEY</b>			
1	1:55.330	+9.254	13:01:48.323
2	1:47.182	+1.106	13:03:35.505
3	1:47.518	+1.442	13:05:23.023
4	1:46.390	+0.314	13:07:09.413
5	1:46.412	+0.336	13:08:55.825
6	1:47.005	+0.929	13:10:42.830

Clerk of the Course - Sig

Time

Orbits 4

Chief Timekeeper - Ian Sharp (SMART)

www.amb-it.com

Weather

Track

www.mylaps.com

Times on smart-timing.co.uk & mylaps.com

Licensed to: SMART

# DDMC Race Meeting

NSSCC Classes B,C,D,H

Croft 2.100 Miles

Race 7 - Re-start

28/09/2008 12:54

Race started at 12:59:45

Lap	Lap Tm	Diff	Time of Day
7	<b>1:46.076</b>		13:12:28.906
8	1:46.087	+0.011	13:14:14.993

(31) Jason LAPPIN

1	1:55.080	+8.609	13:01:48.993
2	1:49.371	+2.900	13:03:38.364
3	1:47.449	+0.978	13:05:25.813
4	1:47.713	+1.242	13:07:13.526
5	1:47.994	+1.523	13:09:01.520
6	1:46.869	+0.398	13:10:48.389
7	1:47.196	+0.725	13:12:35.585
8	<b>1:46.471</b>		13:14:22.056

(58) Simon WING

1	1:57.388	+10.375	13:01:50.774
2	1:48.972	+1.959	13:03:39.746
3	1:47.817	+0.804	13:05:27.563
4	1:47.369	+0.356	13:07:14.932
5	1:47.684	+0.671	13:09:02.616
6	1:47.197	+0.184	13:10:49.813
7	1:47.497	+0.484	13:12:37.310
8	<b>1:47.013</b>		13:14:24.323

(51) Malcolm TURNBULL

1	1:47.811	+7.850	13:01:37.652
2	<b>1:39.961</b>		13:03:17.613

Lap	Lap Tm	Diff	Time of Day
-----	--------	------	-------------

Lap	Lap Tm	Diff	Time of Day
-----	--------	------	-------------



# DDMC Race Meeting

# Lapchart

NSSCC Classes B,C,D,H

Croft 2.100 Miles

Race 7 - Re-start

28/09/2008 12:54

Race started at 12:59:45

Competitors	Laps								
	0	1	2	3	4	5	6	7	8
Andrew MORRISON (54)	1	54	44	54	54	54	54	54	54
Michael CUTT (44)	2	44	54	44	44	44	44	44	44
Philip HOUSE (25)	3	25	43	43	15	15	15	15	69
Peter ISHERWOOD (43)	4	43	25	15	43	43	43	69	15
Stephen FERGUSON (26)	5	26	15	25	25	25	69	25	25
Ian HUMPISSH (46)	6	46	1	1	1	69	25	43	43
Malcolm TURNBULL (51)	7	51	51	51	69	1	1	99	99
David COX (15)	8	15	99	99	99	99	1	79	1
Paul MOSS (1)	9	1	79	79	79	79	79	1	79
Mike WILLIAMSON (49)	10	49	46	69	46	46	46	46	46
Mick STARKEY (16)	11	16	49	46	49	49	49	49	49
Gavin LEE (79)	12	79	38	49	16	16	16	33	33
Darren FLOUNDERS (99)	13	99	16	16	38	33	33	33	16
Roy JOHNSTON (38)	14	38	33	38	33	38	74	74	74
Robert BARNES (33)	15	33	74	33	82	82	82	82	82
Ian BLACKLIN (22)	16	22	69	74	74	74	38	38	38
James ATKINSON (74)	17	74	82	82	22	22	22	22	22
Dave BREWIS (34)	18	34	34	34	34	34	34	34	34
David SWALES (82)	19	82	70	22	70	70	70	70	70
Mark ARMSTRONG (70)	20	70	22	70	48	48	48	48	48
Gareth NUTLEY (48)	21	48	48	48	31	31	31	31	31
Simon WING (58)	22	58	31	31	58	58	58	58	58
Jason LAPPIN (31)	23	31	58	58					
Simon BLANCKLEY (69)	24	69							

Clerk of the Course - Sig

Time

Orbits 4

Chief Timekeeper - Ian Sharp (SMART)

[www.amb-it.com](http://www.amb-it.com)

Weather

Track

[www.mylaps.com](http://www.mylaps.com)

Times on [smart-timing.co.uk](http://smart-timing.co.uk) & [mylaps.com](http://mylaps.com)

Licensed to: SMART

Printed: 29/09/2008 12:41:04

## DDMC Race Meeting

Sorted on Laps

GT Cup 2008

Croft 2.100 Miles

Race 8 - Second Race

28/09/2008 13:10

Race started at 13:23:44

Pos	No.	Name	Make/Model	CC	Class (	Laps	Total Tm	Diff	Best Tm	Lap	Best Spd
1	50	Paul HOGARTH	Lamborghini Gallardo	5000	Inv	20	29:59.542		1:27.321	16	86.577
2	73	Mark STEPHENSON	Porsche 997 GT3	3600	1	20	30:11.216	11.674	1:28.859	4	85.079
3	40	Paul MACE	Porsche 996 GT3	3600	2	20	30:12.845	13.303	1:28.479	4	85.444
4	9	Pete MORRIS	Porsche 996 GT3	3600	2	20	30:13.660	14.118	1:28.281	19	85.636
5	22	Tommy CORREIA	Ferrari 430 Challenge	3586	1	20	30:27.720	28.178	1:26.847	2	87.050
6	99	George BREWSTER	Porsche 997 GT3	3600	1	20	30:42.768	43.226	1:29.612	20	84.364
7	34	Jeff LEADLEY	Ferrari 430 Challenge	3586	1	20	31:17.853	1:18.311	1:29.757	4	84.227
8	7	Bertie CARRUTHERS	Porsche 996 GT3	3600	2	19	30:35.689	1 Lap	1:33.187	19	81.127
9	42	John TAYLOR	Porsche 996 GT3	3600	2	19	30:36.238	1 Lap	1:32.443	18	81.780
10	8	David BOTTERILL	Porsche 994 Turbo	2994	3	19	31:08.583	1 Lap	1:32.793	6	81.472
11	46	Russ NATHAN	Ferrari 360 Challenge	3600	3	18	31:15.616	2 Laps	1:38.536	5	76.723

## Not classified ()

33	Colin BROSTER	Porsche 996 GT3	3600	2	10	15:29.520	DNF	1:29.487	4	84.482
88	Leon PRICE	Ferrari 430 Challenge	4308	1	9	13:46.752	DNF	1:29.213	7	84.741
5	Ian HARTLEY	Ferrari 430 Challenge	3586	1			DNS		0	-

Margin of Victory	Avg. Speed	Best Lap Tm	Best Spd	Best Lap by
11.674	84.021	1:26.847	87.050	22 - Tommy CORREIA

Clerk of the Course - Sig	Time	Orbits 4
Chief Timekeeper - Ian Sharp (SMART)		www.amb-it.com
Weather	Track	www.mylaps.com
Times on smart-timing.co.uk & mylaps.com		Licensed to: SMART

Printed: 29/09/2008 12:41:31

# DDMC Race Meeting

GT Cup 2008

Race 8 - Second Race

Race started at 13:23:44

Croft 2.100 Miles

28/09/2008 13:10



Lap	Lap Tm	Diff	Time of Day
<b>(50) Paul HOGARTH</b>			
1	1:36.079	+8.758	13:25:21.995
2	1:30.834	+3.513	13:26:52.829
3	1:28.286	+0.965	13:28:21.115
4	1:29.199	+1.878	13:29:50.314
5	1:29.564	+2.243	13:31:19.878
6	1:28.646	+1.325	13:32:48.524
7	1:27.794	+0.473	13:34:16.318
8	1:28.777	+1.456	13:35:45.095
9	1:28.246	+0.925	13:37:13.341
10	1:28.578	+1.257	13:38:41.919
11	1:36.231	+8.910	13:40:18.150
12	1:32.672	+5.351	13:41:50.822
13	1:32.131	+4.810	13:43:22.953
14	1:30.768	+3.447	13:44:53.721
15	1:30.040	+2.719	13:46:23.761
16	1:27.321		13:47:51.082
17	1:27.928	+0.607	13:49:19.010
18	1:28.202	+0.881	13:50:47.212
19	1:28.401	+1.080	13:52:15.613
20	1:28.890	+1.569	13:53:44.503

Lap	Lap Tm	Diff	Time of Day
<b>(73) Mark STEPHENSON</b>			
1	1:37.650	+8.791	13:25:23.034
2	1:31.136	+2.277	13:26:54.170
3	1:29.843	+0.984	13:28:24.013
4	1:28.859		13:29:52.872
5	1:29.086	+0.227	13:31:21.958
6	1:30.641	+1.782	13:32:52.599
7	1:29.954	+1.095	13:34:22.553
8	1:30.894	+2.035	13:35:53.447
9	1:30.705	+1.846	13:37:24.152
10	1:29.185	+0.326	13:38:53.337
11	1:33.185	+4.326	13:40:26.522
12	1:31.991	+3.132	13:41:58.513
13	1:29.836	+0.977	13:43:28.349
14	1:29.121	+0.262	13:44:57.470
15	1:28.979	+0.120	13:46:26.449
16	1:32.962	+4.103	13:47:59.411
17	1:29.664	+0.805	13:49:29.075
18	1:28.955	+0.096	13:50:58.030
19	1:28.952	+0.093	13:52:26.982
20	1:29.195	+0.336	13:53:56.177

Lap	Lap Tm	Diff	Time of Day
<b>(40) Paul MACE</b>			
1	1:39.542	+11.063	13:25:25.741
2	1:30.682	+2.203	13:26:56.423
3	1:28.789	+0.310	13:28:25.212
4	1:28.479		13:29:53.691
5	1:28.874	+0.395	13:31:22.565
6	1:30.466	+1.987	13:32:53.031
7	1:30.234	+1.755	13:34:23.265
8	1:30.604	+2.125	13:35:53.869
9	1:30.584	+2.105	13:37:24.453
10	1:29.626	+1.147	13:38:54.079
11	1:33.541	+5.062	13:40:27.620
12	1:31.177	+2.698	13:41:58.797
13	1:30.626	+2.147	13:43:29.423
14	1:29.087	+0.608	13:44:58.510
15	1:29.574	+1.095	13:46:28.084
16	1:33.091	+4.612	13:48:01.175
17	1:29.482	+1.003	13:49:30.657
18	1:28.706	+0.227	13:50:59.363
19	1:29.117	+0.638	13:52:28.480
20	1:29.326	+0.847	13:53:57.806

Lap	Lap Tm	Diff	Time of Day
<b>(9) Pete MORRIS</b>			
1	1:39.565	+11.284	13:25:25.191
2	1:29.864	+1.583	13:26:55.055
3	1:29.450	+1.169	13:28:24.505
4	1:30.034	+1.753	13:29:54.539
5	1:29.106	+0.825	13:31:23.645
6	1:30.008	+1.727	13:32:53.653
7	1:30.491	+2.210	13:34:24.144
8	1:30.331	+2.050	13:35:54.475
9	1:30.797	+2.516	13:37:25.272
10	1:32.589	+4.308	13:38:57.861
11	1:31.257	+2.976	13:40:29.118
12	1:30.243	+1.962	13:41:59.361
13	1:30.498	+2.217	13:43:29.859
14	1:29.857	+1.576	13:44:59.716
15	1:29.170	+0.889	13:46:28.886
16	1:32.797	+4.516	13:48:01.683
17	1:30.717	+2.436	13:49:32.400
18	1:29.241	+0.960	13:51:01.641
19	1:28.281		13:52:29.922
20	1:28.699	+0.418	13:53:58.621

Lap	Lap Tm	Diff	Time of Day
<b>(22) Tommy CORREIA</b>			
1	2:01.878	+35.031	13:25:46.974
2	1:26.847		13:27:13.821
3	1:28.816	+1.969	13:28:42.637
4	1:27.012	+0.165	13:30:09.649
5	1:27.556	+0.709	13:31:37.205
6	1:27.423	+0.576	13:33:04.628
7	1:29.765	+2.918	13:34:34.393
8	1:31.652	+4.805	13:36:06.045
9	1:29.369	+2.522	13:37:35.414
10	1:32.726	+5.879	13:39:08.140
11	1:35.566	+8.719	13:40:43.706
12	1:31.114	+4.267	13:42:14.820
13	1:30.122	+3.275	13:43:44.942
14	1:29.753	+2.906	13:45:14.695
15	1:29.097	+2.250	13:46:43.792
16	1:28.988	+2.141	13:48:12.780
17	1:31.419	+4.572	13:49:44.199
18	1:29.718	+2.871	13:51:13.917
19	1:30.202	+3.355	13:52:44.119
20	1:28.562	+1.715	13:54:12.681

Lap	Lap Tm	Diff	Time of Day
<b>(99) George BREWSTER</b>			
1	1:40.761	+11.149	13:25:26.641
2	1:32.522	+2.910	13:26:59.163
3	1:30.963	+1.351	13:28:30.126
4	1:30.343	+0.731	13:30:00.469
5	1:29.868	+0.256	13:31:30.337
6	1:30.206	+0.594	13:33:00.543
7	1:30.041	+0.429	13:34:30.584
8	1:29.943	+0.331	13:36:00.527
9	1:30.432	+0.820	13:37:30.959
10	1:36.069	+6.457	13:39:07.028
11	1:37.087	+7.475	13:40:44.115
12	1:32.628	+3.016	13:42:16.743
13	1:31.283	+1.671	13:43:48.026
14	1:31.219	+1.607	13:45:19.245
15	1:31.610	+1.998	13:46:50.855
16	1:32.708	+3.096	13:48:23.563
17	1:31.628	+2.016	13:49:55.191
18	1:32.632	+3.020	13:51:27.823
19	1:30.294	+0.682	13:52:58.117
20	1:29.612		13:54:27.729

Lap	Lap Tm	Diff	Time of Day
<b>(34) Jeff LEADLEY</b>			
1	1:44.303	+14.546	13:25:30.040
2	1:32.210	+2.453	13:27:02.250
3	1:30.663	+0.906	13:28:32.913
4	1:29.757		13:30:02.670
5	1:30.344	+0.587	13:31:33.014
6	1:30.198	+0.441	13:33:03.212
7	1:30.972	+1.215	13:34:34.184
8	1:30.976	+1.219	13:36:05.160
9	1:32.415	+2.658	13:37:37.575
10	1:35.595	+5.838	13:39:13.170
11	1:36.522	+6.765	13:40:49.692
12	1:36.180	+6.423	13:42:25.872
13	1:35.531	+5.774	13:44:01.403
14	1:35.202	+5.445	13:45:36.605
15	1:35.893	+6.136	13:47:12.498
16	1:34.289	+4.532	13:48:46.787
17	1:34.072	+4.315	13:50:20.859
18	1:33.539	+3.782	13:51:54.398
19	1:34.188	+4.431	13:53:28.586
20	1:34.228	+4.471	13:55:02.814

Lap	Lap Tm	Diff	Time of Day
<b>(7) Bertie CARRUTHERS</b>			
1	1:42.551	+9.364	13:25:29.459
2	1:37.323	+4.136	13:27:06.782
3	1:35.927	+2.740	13:28:42.709
4	1:35.519	+2.332	13:30:18.228
5	1:36.989	+3.802	13:31:55.217
6	1:35.902	+2.715	13:33:31.119
7	1:35.432	+2.245	13:35:06.551
8	1:34.509	+1.322	13:36:41.060
9	1:35.379	+2.199	13:38:16.439
10	1:40.638	+7.451	13:39:57.077
11	1:40.551	+7.364	13:41:37.628
12	1:36.549	+3.362	13:43:14.177
13	1:35.084	+1.897	13:44:49.261
14	1:34.352	+1.165	13:46:23.613
15	1:37.025	+3.838	13:48:00.638
16	1:38.090	+4.903	13:49:38.728
17	1:34.639	+1.452	13:51:13.367
18	1:34.096	+0.909	13:52:47.463
19	1:33.187		13:54:20.650

Lap	Lap Tm	Diff	Time of Day
<b>(42) John TAYLOR</b>			
1	1:45.197	+12.754	13:25:32.633
2	1:37.193	+4.750	13:27:09.826
3	1:37.897	+5.454	13:28:47.723
4	1:35.690	+3.247	13:30:23.413
5	1:34.040	+1.597	13:31:57.453
6	1:33.899	+1.456	13:33:31.352
7	1:35.669	+3.226	13:35:07.021
8	1:34.865	+2.422	13:36:41.886
9	1:34.137	+1.694	13:38:16.023
10	1:39.673	+7.230	13:39:55.696
11	1:39.128	+6.685	13:41:34.824
12	1:37.704	+5.261	13:43:12.528
13	1:35.574	+3.131	13:44:48.102
14	1:34.626	+2.183	13:46:22.728
15	1:38.939	+6.496	13:48:01.667
16	1:37.553	+5.110	13:49:39.220
17	1:36.293	+3.850	13:51:15.513
18	1:32.443		13:52:47.956
19	1:33.243	+0.800	13:54:21.199

**(8) David BOTTERILL**



# DDMC Race Meeting

# Lapchart


GT Cup 2008

Croft 2.100 Miles

Race 8 - Second Race

28/09/2008 13:10

Race started at 13:23:44



Competitors	Laps																					
	0	1	2	3	4	5	6	7	8	9	10	11	12	13	14	15	16	17	18	19	20	
Colin BROSTER (33)	1	33	33	33	33	33	50	50	50	50	50	50	50	50	50	50	50	50	50	50	50	50
Tommy CORREIA (22)	2	22	50	50	50	50	73	33	33	33	73	73	73	73	73	73	73	73	73	73	73	73
Mark STEPHENSON (73)	3	73	73	73	73	73	33	73	73	73	40	40	40	40	40	40	40	40	40	40	40	40
Leon PRICE (88)	4	88	9	9	9	40	40	40	40	40	33	9	9	9	9	9	9	9	9	9	9	9
Pete MORRIS (9)	5	9	40	40	40	9	9	9	9	9	99	22	22	22	22	22	22	22	22	22	22	22
Jeff LEADLEY (34)	6	34	99	99	99	99	99	99	99	99	22	99	99	99	99	99	99	99	99	99	99	99
George BREWSTER (99)	7	99	88	88	88	88	88	88	88	88	34	34	34	34	34	34	34	34	34	34	34	34
Paul HOGARTH (50)	8	50	7	34	34	34	34	34	34	34	22	33	8	42	42	42	7	7	7	7	7	7
Paul MACE (40)	9	40	34	7	22	22	22	22	22	22	34	8	42	8	7	7	42	42	42	42	42	42
David BOTTERILL (8)	10	8	8	8	7	7	8	8	8	8	8	42	7	7	8	8	8	8	8	8	8	8
Bertie CARRUTHERS (7)	11	7	46	42	8	8	7	7	7	7	42	7	46	46	46	46	46	46	46	46	46	46
John TAYLOR (42)	12	42	42	22	42	42	42	42	42	42	7	46										
Russ NATHAN (46)	13	46	22	46	46	46	46	46	46	46	46											
-	14																					

## DDMC Race Meeting

Sorted on Laps

NSSCC Classes A,E,F,G

Croft 2.100 Miles

Race 9 - Second Race

28/09/2008 13:55

Race (15:00 and 1 Laps) started at 14:07:41

Pos	No.	Name	Make/Model	CC	Class	Laps	Total Tm	Diff	Best Tm	Lap	Best Spd
1	7	Phil MORRIS	Caterham 7	2298	E	8	12:10.832		1:29.301	2	84.658
2	80	Stewart WHYTE	Honda Accord	2000	A2	8	12:12.000	1.168	1:28.701	5	85.230
3	65	Duncan MARSHALL	Sylva Phoenix	1000	F	8	12:22.096	11.264	1:30.920	8	83.150
4	87	Ed HAYES	Caterham CSR	2300	A2	8	12:29.343	18.511	1:31.162	4	82.929
5	9	Ben WRIGHT	TVR Tuscan	4200	A1	8	12:30.447	19.615	1:31.345	5	82.763
6	69	Simon BLANCKLEY	Seat Leon	1998	A2	8	12:43.074	32.242	1:30.447	6	83.585
7	42	Tony ABRAMS	TVR Tuscan	4997	A1	8	12:46.104	35.272	1:33.787	7	80.608
8	62	Bernard HOGARTH	Ford Mando	1996	A2	8	12:54.471	43.639	1:32.466	3	81.760
9	8	David BOTTERILL	Porsche 944	2994	A1	8	12:58.908	48.076	1:35.227	4	79.389
10	36	Ian FLETCHER	Fletcher Hornet	997	F	8	13:00.769	49.937	1:34.499	7	80.001
11	81	Bryan HEALEY	Sylva Riot	998	F	8	13:01.108	50.276	1:34.042	8	80.390
12	4	David BONE	Westfield SeiW	2000	A2	8	13:02.219	51.387	1:34.247	8	80.215
13	11	Martyn LIGHTFOOT	Raw Striker	1600	G	8	13:05.901	55.069	1:35.040	7	79.545
14	18	Phillip DICKINSON	TVR Tuscan	5000	A1	8	13:26.721	1:15.889	1:38.052	7	77.102
15	43	Peter ISHERWOOD	Subaru Impreza	2000T	A1	8	13:29.965	1:19.133	1:35.387	2	79.256
16	44	Gary LANCASHIRE	TVR Tuscan	4800	A1	8	13:36.499	1:25.667	1:38.317	8	76.894
17	57	Colin MURCHIE	ST Loco Blade	974	F	8	13:41.443	1:30.611	1:37.770	4	77.324
18	48	Walter BELL	STM Ninja	889	F	7	12:04.820	1 Lap	1:40.177	3	75.466
19	31	John HEWITSON	Westfield	1700	G	7	12:53.500	1 Lap	1:46.628	3	70.901
20	6	Ian SWIFT	Westfield SEiW	1800	E	7	12:54.790	1 Lap	1:46.962	4	70.679

## Not classified ()

10	Andy HARVEY	Impreza Wrx	2000T	A2	8	12:29.257	DNF	1:31.689	3	82.453
76	Kingsley INGRAM	Caterham	1800	G	7	11:49.392	DNF	1:38.756	7	76.552
20	Derek LINLEY	Wildcat Sprint	1700	A2	7	11:50.092	DNF	1:38.895	2	76.445
90	Richard WAREING	Lotus Europa	2298	A2	5	8:16.172	DNF	1:28.242	2	85.673
47	Jeff COOPER	Caterham	2300	E			DNS		0	-
1	Bill ADDISON	Caterham C400	2000	E			DNS		0	-
16	Colin SIMPSON	Marcos Mantis	4600	A1			DNS		0	-
2	Simon DEATON	Mitsubishi Evo 5	2000T	A1			DNS		0	-
28	Sam ARRENERG	Caterham	1800	E			DNS		0	-
14	Benjamin HARVEY	Seat Leon Cupra R	1800T	A1			DNS		0	-
78	Simon FROWEN	Locoblade	919	F			DNS		0	-

## Announcements

Red Flag at 13:43 - Result declared at 8 laps.

Car No's 10, 20 &amp; 76 - Not classified - Not running at time of Red Flag.

Margin of Victory	Avg. Speed	Best Lap Tm	Best Spd	Best Lap by
1.168	82.755	1:28.242	85.673	90 - Richard WAREING

Clerk of the Course - Sig

Time

Orbits 4

Chief Timekeeper - Ian Sharp (SMART)

www.amb-it.com

Weather

Track

www.mylaps.com

Times on smart-timing.co.uk &amp; mylaps.com

Licensed to: SMART

Printed: 29/09/2008 12:42:53

# DDMC Race Meeting

NSSCC Classes A,E,F,G

Croft 2.100 Miles

Race 9 - Second Race

28/09/2008 13:55

Race (15:00 and 1 Laps) started at 14:07:41

Lap	Lap Tm	Diff	Time of Day
<b>(7) Phil MORRIS</b>			
1	<b>1:38.832</b>	+9.531	14:09:22.591
2	<b>1:29.301</b>		14:10:51.892
3	1:29.524	+0.223	14:12:21.416
4	1:30.165	+0.864	14:13:51.581
5	1:29.908	+0.607	14:15:21.489
6	1:30.762	+1.461	14:16:52.251
7	1:29.686	+0.385	14:18:21.937
8	1:30.791	+1.490	14:19:52.728

Lap	Lap Tm	Diff	Time of Day
<b>(80) Stewart WHYTE</b>			
1	1:38.484	+9.783	14:09:22.569
2	1:32.569	+3.868	14:10:55.138
3	1:31.134	+2.433	14:12:26.272
4	1:29.598	+0.897	14:13:55.870
5	<b>1:28.701</b>		14:15:24.571
6	1:29.687	+0.986	14:16:54.258
7	1:29.260	+0.559	14:18:23.518
8	1:30.378	+1.677	14:19:53.896

Lap	Lap Tm	Diff	Time of Day
<b>(65) Duncan MARSHALL</b>			
1	1:36.571	+5.651	14:09:21.028
2	1:34.119	+3.199	14:10:55.147
3	1:31.458	+0.538	14:12:26.605
4	1:31.190	+0.270	14:13:57.795
5	1:32.646	+1.726	14:15:30.441
6	1:31.114	+0.194	14:17:01.555
7	1:31.517	+0.597	14:18:33.072
8	<b>1:30.920</b>		14:20:03.992

Lap	Lap Tm	Diff	Time of Day
<b>(87) Ed HAYES</b>			
1	1:38.573	+7.411	14:09:23.212
2	1:32.466	+1.304	14:10:55.678
3	1:31.586	+0.424	14:12:27.264
4	<b>1:31.162</b>		14:13:58.426
5	1:32.589	+1.427	14:15:31.015
6	1:31.815	+0.653	14:17:02.830
7	1:35.870	+4.708	14:18:38.700
8	1:32.539	+1.377	14:20:11.239

Lap	Lap Tm	Diff	Time of Day
<b>(9) Ben WRIGHT</b>			
1	1:39.121	+7.776	14:09:26.945
2	1:32.803	+1.458	14:10:59.748
3	1:32.208	+0.863	14:12:31.956
4	1:31.633	+0.288	14:14:03.589
5	<b>1:31.345</b>		14:15:34.934
6	1:31.617	+0.272	14:17:06.551
7	1:32.528	+1.183	14:18:39.079
8	1:33.264	+1.919	14:20:12.343

Lap	Lap Tm	Diff	Time of Day
<b>(69) Simon BLANCKLEY</b>			
1	1:54.503	+24.056	14:09:40.137
2	1:35.511	+5.064	14:11:15.648
3	1:31.906	+1.459	14:12:47.554
4	1:32.456	+2.009	14:14:20.010
5	1:32.029	+1.582	14:15:52.039
6	<b>1:30.447</b>		14:17:22.486
7	1:31.278	+0.831	14:18:53.764
8	1:31.206	+0.759	14:20:24.970

Lap	Lap Tm	Diff	Time of Day
<b>(42) Tony ABRAMS</b>			
1	1:41.458	+7.671	14:09:27.445
2	1:34.678	+0.891	14:11:02.123
3	1:34.855	+1.068	14:12:36.978
4	1:34.648	+0.861	14:14:11.626

Lap	Lap Tm	Diff	Time of Day
5	<b>1:33.969</b>	+0.182	14:15:45.595
6	<b>1:33.938</b>	+0.151	14:17:19.533
7	<b>1:33.787</b>		14:18:53.320
8	1:34.680	+0.893	14:20:28.000

Lap	Lap Tm	Diff	Time of Day
<b>(62) Bernard HOGARTH</b>			
1	1:44.448	+11.982	14:09:35.269
2	1:36.452	+3.986	14:11:11.721
3	<b>1:32.466</b>		14:12:44.187
4	1:35.884	+3.418	14:14:20.071
5	1:33.909	+1.443	14:15:53.980
6	1:34.580	+2.114	14:17:28.560
7	1:33.331	+0.865	14:19:01.891
8	1:34.476	+2.010	14:20:36.367

Lap	Lap Tm	Diff	Time of Day
<b>(8) David BOTTERILL</b>			
1	1:43.677	+8.450	14:09:30.441
2	1:36.679	+1.452	14:11:07.120
3	1:35.490	+0.263	14:12:42.610
4	<b>1:35.227</b>		14:14:17.837
5	1:36.888	+1.661	14:15:54.725
6	1:35.240	+0.013	14:17:29.965
7	1:35.583	+0.356	14:19:05.548
8	1:35.256	+0.029	14:20:40.804

Lap	Lap Tm	Diff	Time of Day
<b>(36) Ian FLETCHER</b>			
1	1:42.002	+7.503	14:09:27.605
2	1:36.582	+2.083	14:11:04.187
3	1:36.670	+2.171	14:12:40.857
4	1:36.530	+2.031	14:14:17.387
5	1:39.159	+4.660	14:15:56.546
6	1:36.482	+1.983	14:17:33.028
7	<b>1:34.499</b>		14:19:07.527
8	1:35.138	+0.639	14:20:42.665

Lap	Lap Tm	Diff	Time of Day
<b>(81) Bryan HEALEY</b>			
1	1:43.567	+9.525	14:09:30.088
2	1:37.745	+3.703	14:11:07.833
3	1:36.145	+2.103	14:12:43.978
4	1:38.185	+4.143	14:14:22.163
5	1:37.002	+2.960	14:15:59.165
6	1:35.065	+1.023	14:17:34.230
7	1:34.732	+0.690	14:19:08.962
8	<b>1:34.042</b>		14:20:43.004

Lap	Lap Tm	Diff	Time of Day
<b>(4) David BONE</b>			
1	1:44.773	+10.526	14:09:31.419
2	1:37.903	+3.656	14:11:09.322
3	1:38.107	+3.860	14:12:47.429
4	1:36.419	+2.172	14:14:23.848
5	1:36.965	+2.718	14:16:00.813
6	1:34.801	+0.554	14:17:35.614
7	1:34.254	+0.007	14:19:09.868
8	<b>1:34.247</b>		14:20:44.115

Lap	Lap Tm	Diff	Time of Day
<b>(11) Martyn LIGHTFOOT</b>			
1	1:46.093	+11.053	14:09:33.378
2	1:39.374	+4.334	14:11:12.752
3	1:36.761	+1.721	14:12:49.513
4	1:35.539	+0.499	14:14:25.052
5	1:36.774	+1.734	14:16:01.826
6	1:35.086	+0.046	14:17:36.912
7	<b>1:35.040</b>		14:19:11.952
8	1:35.845	+0.805	14:20:47.797

Lap	Lap Tm	Diff	Time of Day
<b>(18) Phillip DICKINSON</b>			

Lap	Lap Tm	Diff	Time of Day
1	<b>1:47.305</b>	+9.253	14:09:34.923
2	<b>1:40.867</b>	+2.815	14:11:15.790
3	<b>1:38.868</b>	+0.816	14:12:54.658
4	<b>1:38.427</b>	+0.375	14:14:33.085
5	<b>1:38.915</b>	+0.863	14:16:12.000
6	<b>1:39.218</b>	+1.166	14:17:51.218
7	<b>1:38.052</b>		14:19:29.270
8	1:39.347	+1.295	14:21:08.617

Lap	Lap Tm	Diff	Time of Day
<b>(43) Peter ISHERWOOD</b>			
1	1:40.055	+4.668	14:09:25.586
2	<b>1:35.387</b>		14:11:00.973
3	1:37.548	+2.161	14:12:38.521
4	1:36.642	+1.255	14:14:15.163
5	1:37.001	+1.614	14:15:52.164
6	1:36.787	+1.400	14:17:28.951
7	1:39.904	+4.517	14:19:08.855
8	2:03.006	+27.619	14:21:11.861

Lap	Lap Tm	Diff	Time of Day
<b>(44) Gary LANCASHIRE</b>			
1	1:50.217	+11.900	14:09:39.072
2	1:42.362	+4.045	14:11:21.434
3	1:40.713	+2.396	14:13:02.147
4	1:39.506	+1.189	14:14:41.653
5	1:40.325	+2.008	14:16:21.978
6	1:39.257	+0.940	14:18:01.235
7	1:38.843	+0.526	14:19:40.078
8	<b>1:38.317</b>		14:21:18.395

Lap	Lap Tm	Diff	Time of Day
<b>(57) Colin MURCHIE</b>			
1	1:50.921	+13.151	14:09:39.757
2	1:41.257	+3.487	14:11:21.014
3	1:39.482	+1.712	14:13:00.496
4	<b>1:37.770</b>		14:14:38.266
5	1:38.489	+0.719	14:16:16.755
6	1:47.000	+9.230	14:18:03.755
7	1:39.825	+2.055	14:19:43.580
8	1:39.759	+1.989	14:21:23.339

Lap	Lap Tm	Diff	Time of Day
<b>(48) Walter BELL</b>			
1	1:45.208	+5.031	14:09:32.624
2	1:40.299	+0.122	14:11:12.923
3	<b>1:40.177</b>		14:12:53.100
4	1:43.371	+3.194	14:14:36.471
5	1:45.377	+5.200	14:16:21.848
6	1:44.310	+4.133	14:18:06.158
7	1:40.558	+0.381	14:19:46.716

Lap	Lap Tm	Diff	Time of Day
<b>(31) John HEWITSON</b>			
1	1:57.186	+10.558	14:09:46.173
2	1:48.213	+1.585	14:11:34.386
3	<b>1:46.628</b>		14:13:21.014
4	1:46.778	+0.150	14:15:07.792
5	1:48.037	+1.409	14:16:55.829
6	1:49.423	+2.795	14:18:45.252
7	1:50.144	+3.516	14:20:35.396

Lap	Lap Tm	Diff	Time of Day
<b>(6) Ian SWIFT</b>			
1	1:56.053	+9.091	14:09:44.698
2	1:48.143	+1.181	14:11:32.841
3	1:47.139	+0.177	14:13:19.980
4	<b>1:46.962</b>		14:15:06.942
5	1:48.141	+1.179	14:16:55.083
6	1:50.664	+3.702	14:18:45.747
7	1:50.939	+3.977	14:20:36.686

Clerk of the Course - Sig

Time

Orbits 4

Chief Timekeeper - Ian Sharp (SMART)

www.amb-it.com

Weather

Track

www.mylaps.com

Times on smart-timing.co.uk & mylaps.com

Licensed to: SMART

Printed: 29/09/2008 12:43:16

Page 1/2

# DDMC Race Meeting

NSSCC Classes A,E,F,G

Croft 2.100 Miles

Race 9 - Second Race

28/09/2008 13:55

Race (15:00 and 1 Laps) started at 14:07:41

Lap	Lap Tm	Diff	Time of Day
<b>(10) Andy HARVEY</b>			
1	<b>1:36.398</b>	+4.709	14:09:20.905
2	<b>1:33.189</b>	+1.500	14:10:54.094
3	<b>1:31.689</b>		14:12:25.783
4	1:31.924	+0.235	14:13:57.707
5	1:32.852	+1.163	14:15:30.559
6	1:32.074	+0.385	14:17:02.633
7	1:35.773	+4.084	14:18:38.406
8	1:32.747	+1.058	14:20:11.153

<b>(76) Kingsley INGRAM</b>			
1	1:46.825	+8.069	14:09:34.428
2	1:40.977	+2.221	14:11:15.405
3	1:39.679	+0.923	14:12:55.084
4	1:39.311	+0.555	14:14:34.395
5	1:38.873	+0.117	14:16:13.268
6	1:39.264	+0.508	14:17:52.532
7	<b>1:38.756</b>		14:19:31.288

<b>(20) Derek LINLEY</b>			
1	1:49.816	+10.921	14:09:36.962
2	<b>1:38.895</b>		14:11:15.857
3	1:39.697	+0.802	14:12:55.554
4	1:39.102	+0.207	14:14:34.656
5	1:39.051	+0.156	14:16:13.707
6	1:38.949	+0.054	14:17:52.656
7	1:39.332	+0.437	14:19:31.988

<b>(90) Richard WAREING</b>			
1	1:31.798	+3.556	14:09:14.813
2	<b>1:28.242</b>		14:10:43.055
3	1:28.305	+0.063	14:12:11.360
4	1:31.004	+2.762	14:13:42.364
5	2:15.704	+47.462	14:15:58.068

Lap	Lap Tm	Diff	Time of Day
-----	--------	------	-------------

Lap	Lap Tm	Diff	Time of Day
-----	--------	------	-------------



# DDMC Race Meeting

# Lapchart


NSSCC Classes A,E,F,G

Croft 2.100 Miles

Race 9 - Second Race

28/09/2008 13:55

Race (15:00 and 1 Laps) started at 14:07:41



Competitors	Laps									
	0	1	2	3	4	5	6	7	8	
Richard WAREING (90)	1	90	90	90	90	90	7	7	7	7
Phil MORRIS (7)	2	7	10	7	7	7	80	80	80	80
Stewart WHYTE (80)	3	80	65	10	10	80	65	65	65	65
Duncan MARSHALL (65)	4	65	80	80	80	10	10	10	10	10
Andy HARVEY (10)	5	10	7	65	65	65	87	87	87	87
Ed HAYES (87)	6	87	87	87	87	87	9	9	9	9
Peter ISHERWOOD (43)	7	43	43	9	9	9	42	42	42	69
Ian FLETCHER (36)	8	36	9	43	42	42	69	69	69	42
Simon BLANCKLEY (69)	9	69	42	42	43	43	43	62	62	62
Tony ABRAMS (42)	10	42	36	36	36	36	62	43	8	8
Bryan HEALEY (81)	11	81	81	8	8	8	8	8	36	36
David BONE (4)	12	4	8	81	81	69	36	36	43	81
David BOTTERILL (8)	13	8	4	4	62	62	90	81	81	4
Derek LINLEY (20)	14	20	48	62	4	81	81	4	4	11
Martyn LIGHTFOOT (11)	15	11	11	11	69	4	4	11	11	18
Walter BELL (48)	16	48	76	48	11	11	11	18	18	43
Kingsley INGRAM (76)	17	76	18	76	48	18	18	76	76	44
Phillip DICKINSON (18)	18	18	62	69	18	76	76	20	20	57
Ben WRIGHT (9)	19	9	20	18	76	20	20	44	44	
Ian SWIFT (6)	20	6	44	20	20	48	57	57	57	
Colin MURCHIE (57)	21	57	57	57	57	57	48	48	48	
Gary LANCASHIRE (44)	22	44	69	44	44	44	44	31	31	
John HEWITSON (31)	23	31	6	6	6	6	6	6	6	
Bernard HOGARTH (62)	24	62	31	31	31	31	31			
-	25									
-	26									
-	27									
-	28									
-	29									
-	30									
-	31									

## DDMC Race Meeting

Sorted on Laps

MG Cockshoot Cup

Croft 2.100 Miles

Race 10 - Second Race

28/09/2008 14:25

Race (20:00 Time) started at 14:36:58

Pos	No.	Name	Make/Model	CC	Class	Laps	Total Tm	Diff	Best Tm	Lap	Best Spd
1	6	Mike PETERS	MG Midget	1500	B	13	21:09.929		1:42.927	3	73.450
2	69	Peter BRAMBLE	MGB Roadster	1950	B	13	21:27.782	17.853	1:44.898	4	72.070
3	77	Paul RIGG	Rover K Series	1800	F	13	21:38.280	28.351	1:45.972	7	71.340
4	11	Robert GATE	Jaguar E Type	4200	FIA	13	21:39.141	29.212	1:45.760	12	71.483
5	97	Paul NEWTON	MG Midget	1275	A	13	21:52.415	42.486	1:46.612	5	70.911
6	78	Ian WRIGHT	MG Midget	1330	A	13	21:54.591	44.662	1:47.593	5	70.265
7	17	Richard SAPCOTE	MG Midget	1275	A	13	22:05.477	55.548	1:48.164	8	69.894
8	5	Jeremy P G TOES	MG Midget	1330	A	13	22:14.757	1:04.828	1:49.671	12	68.933
9	15	John WREGHILL	MGB Roadster	1840	B	13	22:26.338	1:16.409	1:50.505	10	68.413
10	23	Stephen McKIE	Austin Healey Sprite	1275	A	13	22:48.119	1:38.190	1:50.035	8	68.705
11	84	Helen WADDINGTON	MG Rover	1800	F	13	22:58.535	1:48.606	1:52.113	8	67.432
12	76	Margaret FARQUHAR-RIGG	Rover K Series	1800	F	13	22:58.948	1:49.019	1:52.300	11	67.320
13	56	Neville LASKEY	MG Midget	1293	B	12	21:12.797	1 Lap	1:51.210	8	67.979

## Not classified ()

7	R E FARRELL	Jaguar E Type	3800	FIA	7	11:17.783	DNF		1:49.944	3	68.762
53	Peter HILEY	MG Midget	1340	B	2	1:54.328	DNF		1:51.714	2	67.673

## Announcements

New Track Record (1:45.972) for MG Cockshoot (F) by Paul RIGG.

New Track Record (1:45.760) for MG Cockshoot GTS by Robert GATE.

Margin of Victory	Avg. Speed	Best Lap Tm	Best Spd	Best Lap by
17.853	77.390	1:42.927	73.450	6 - Mike PETERS

Clerk of the Course - Sig	Time	Orbits 4
Chief Timekeeper - Ian Sharp (SMART)		www.amb-it.com
Weather	Track	www.mylaps.com
Times on smart-timing.co.uk & mylaps.com		Licensed to: SMART

# DDMC Race Meeting

## MG Cockshoot Cup

### Race 10 - Second Race

Race (20:00 Time) started at 14:36:58

Croft 2.100 Miles

28/09/2008 14:25

Lap	Lap Tm	Diff	Time of Day
<b>(6) Mike PETERS</b>			
1			14:36:58.857
2	<b>1:49.195</b>	+6.268	14:38:48.052
3	<b>1:42.927</b>		14:40:30.979
4	1:43.256	+0.329	14:42:14.235
5	1:43.955	+1.028	14:43:58.190
6	1:43.728	+0.801	14:45:41.918
7	1:43.642	+0.715	14:47:25.560
8	1:44.990	+2.063	14:49:10.550
9	1:45.002	+2.075	14:50:55.552
10	1:51.939	+9.012	14:52:47.491
11	1:44.670	+1.743	14:54:32.161
12	1:44.441	+1.514	14:56:16.602
13	1:51.993	+9.066	14:58:08.595

Lap	Lap Tm	Diff	Time of Day
<b>(69) Peter BRAMBLE</b>			
1			14:37:03.970
2	1:51.320	+6.422	14:38:55.290
3	1:46.803	+1.905	14:40:42.093
4	<b>1:44.898</b>		14:42:26.991
5	1:45.989	+1.091	14:44:12.980
6	1:46.086	+1.188	14:45:59.066
7	1:45.372	+0.474	14:47:44.438
8	1:46.375	+1.477	14:49:30.813
9	1:47.219	+2.321	14:51:18.032
10	1:47.076	+2.178	14:53:05.108
11	1:46.002	+1.104	14:54:51.110
12	1:46.705	+1.807	14:56:37.815
13	1:48.633	+3.735	14:58:26.448

Lap	Lap Tm	Diff	Time of Day
<b>(77) Paul RIGG</b>			
1			14:37:00.532
2	1:53.351	+7.379	14:38:53.883
3	1:50.941	+4.969	14:40:44.824
4	1:47.955	+1.983	14:42:32.779
5	1:46.499	+0.527	14:44:19.278
6	1:46.696	+0.724	14:46:05.974
7	<b>1:45.972</b>		14:47:51.946
8	1:46.002	+0.030	14:49:37.948
9	1:47.319	+1.347	14:51:25.267
10	1:47.487	+1.515	14:53:12.754
11	1:48.137	+2.165	14:55:00.891
12	1:48.374	+2.402	14:56:49.265
13	1:47.681	+1.709	14:58:36.946

Lap	Lap Tm	Diff	Time of Day
<b>(11) Robert GATE</b>			
1			14:37:00.790
2	1:51.092	+5.332	14:38:51.882
3	1:50.056	+4.296	14:40:41.938
4	1:49.272	+3.512	14:42:31.210
5	1:47.434	+1.674	14:44:18.644
6	1:48.667	+2.907	14:46:07.311
7	1:47.686	+1.926	14:47:54.997
8	1:47.727	+1.967	14:49:42.724
9	1:47.799	+2.039	14:51:30.523
10	1:47.850	+2.090	14:53:18.373
11	1:47.204	+1.444	14:55:05.577
12	<b>1:45.760</b>		14:56:51.337
13	1:46.470	+0.710	14:58:37.807

Lap	Lap Tm	Diff	Time of Day
<b>(97) Paul NEWTON</b>			
1			14:37:01.188
2	1:54.185	+7.573	14:38:55.373
3	1:48.838	+2.226	14:40:44.211
4	1:49.544	+2.932	14:42:33.755

Lap	Lap Tm	Diff	Time of Day
5	<b>1:46.612</b>		14:44:20.367
6	1:48.098	+1.486	14:46:08.465
7	1:48.243	+1.631	14:47:56.708
8	1:47.993	+1.381	14:49:44.701
9	1:48.175	+1.563	14:51:32.876
10	1:48.776	+2.164	14:53:21.652
11	1:49.763	+3.151	14:55:11.415
12	1:49.728	+3.116	14:57:01.143
13	1:49.938	+3.326	14:58:51.081

Lap	Lap Tm	Diff	Time of Day
<b>(78) Ian WRIGHT</b>			
1			14:36:59.327
2	1:55.394	+7.801	14:38:54.721
3	1:48.878	+1.285	14:40:43.599
4	1:48.922	+1.329	14:42:32.521
5	<b>1:47.593</b>		14:44:20.114
6	1:48.648	+1.055	14:46:08.762
7	1:53.858	+6.265	14:48:02.620
8	1:47.800	+0.207	14:49:50.420
9	1:48.571	+0.978	14:51:38.991
10	1:49.955	+2.362	14:53:28.946
11	1:48.380	+0.787	14:55:17.326
12	1:47.955	+0.362	14:57:05.281
13	1:47.976	+0.383	14:58:53.257

Lap	Lap Tm	Diff	Time of Day
<b>(17) Richard SANCOTE</b>			
1			14:37:02.105
2	1:54.513	+6.349	14:38:56.618
3	1:49.158	+0.994	14:40:45.776
4	1:49.064	+0.900	14:42:34.840
5	1:49.054	+0.890	14:44:23.894
6	1:50.423	+2.259	14:46:14.317
7	1:49.122	+0.958	14:48:03.439
8	<b>1:48.164</b>		14:49:51.603
9	1:48.166	+0.002	14:51:39.769
10	1:48.892	+0.728	14:53:28.661
11	1:50.262	+2.098	14:55:18.923
12	1:51.453	+3.289	14:57:10.376
13	1:53.767	+5.603	14:59:04.143

Lap	Lap Tm	Diff	Time of Day
<b>(5) Jeremy P G TOES</b>			
1			14:37:01.979
2	1:55.692	+6.021	14:38:57.671
3	1:49.937	+0.266	14:40:47.608
4	1:50.238	+0.567	14:42:37.846
5	1:49.707	+0.036	14:44:27.553
6	1:50.138	+0.467	14:46:17.691
7	1:50.147	+0.476	14:48:07.838
8	1:50.070	+0.399	14:49:57.908
9	1:50.340	+0.669	14:51:48.248
10	1:50.585	+0.914	14:53:38.833
11	1:50.395	+0.724	14:55:29.228
12	<b>1:49.671</b>		14:57:18.899
13	1:54.524	+4.853	14:59:13.423

Lap	Lap Tm	Diff	Time of Day
<b>(15) John WREGHILL</b>			
1			14:37:02.344
2	2:00.476	+9.971	14:39:02.820
3	1:52.161	+1.656	14:40:54.981
4	1:51.176	+0.671	14:42:46.157
5	1:50.517	+0.012	14:44:36.674
6	1:51.168	+0.663	14:46:27.842
7	1:51.435	+0.930	14:48:19.277
8	1:51.763	+1.258	14:50:11.040
9	1:50.820	+0.315	14:52:01.860
10	<b>1:50.505</b>		14:53:52.365

Lap	Lap Tm	Diff	Time of Day
11	<b>1:50.737</b>	+0.232	14:55:43.102
12	<b>1:50.657</b>	+0.152	14:57:33.759
13	<b>1:51.245</b>	+0.740	14:59:25.004

Lap	Lap Tm	Diff	Time of Day
<b>(23) Stephen McKIE</b>			
1			14:37:02.573
2	<b>1:56.303</b>	+6.268	14:38:58.876
3	<b>1:50.318</b>	+0.283	14:40:49.194
4	<b>1:51.669</b>	+1.634	14:42:40.863
5	<b>1:50.804</b>	+0.769	14:44:31.667
6	<b>1:50.880</b>	+0.845	14:46:22.547
7	<b>1:50.234</b>	+0.199	14:48:12.781
8	<b>1:50.035</b>		14:50:02.816
9	1:51.582	+1.547	14:51:54.398
10	1:57.781	+7.746	14:53:52.179
11	1:58.437	+8.402	14:55:50.616
12	1:57.848	+7.813	14:57:48.464
13	1:58.321	+8.286	14:59:46.785

Lap	Lap Tm	Diff	Time of Day
<b>(84) Helen WADDINGTON</b>			
1			14:37:03.235
2	2:01.132	+9.019	14:39:04.367
3	1:56.328	+4.215	14:41:00.695
4	1:53.776	+1.663	14:42:54.471
5	1:52.570	+0.457	14:44:47.041
6	1:53.621	+1.508	14:46:40.662
7	1:55.095	+2.982	14:48:35.757
8	<b>1:52.113</b>		14:50:27.870
9	1:53.254	+1.141	14:52:21.124
10	1:54.553	+2.440	14:54:15.677
11	1:53.246	+1.133	14:56:08.923
12	1:53.267	+1.154	14:58:02.190
13	1:55.011	+2.898	14:59:57.201

Lap	Lap Tm	Diff	Time of Day
<b>(76) Margaret FARQUHAR-RIGG</b>			
1			14:37:03.891
2	2:02.736	+10.436	14:39:06.627
3	1:55.665	+3.365	14:41:02.292
4	1:53.051	+0.751	14:42:55.343
5	1:53.208	+0.908	14:44:48.551
6	1:53.209	+0.909	14:46:41.760
7	1:54.603	+2.303	14:48:36.363
8	1:53.039	+0.739	14:50:29.402
9	1:53.181	+0.881	14:52:22.583
10	1:54.500	+2.200	14:54:17.083
11	<b>1:52.300</b>		14:56:09.383
12	1:55.215	+2.915	14:58:04.598
13	1:53.016	+0.716	14:59:57.614

Lap	Lap Tm	Diff	Time of Day
<b>(56) Neville LASKEY</b>			
1			14:37:04.400
2	2:03.672	+12.462	14:39:08.072
3	1:57.105	+5.895	14:41:05.177
4	1:55.298	+4.088	14:43:00.475
5	1:53.952	+2.742	14:44:54.427
6	1:53.157	+1.947	14:46:47.584
7	1:53.317	+2.107	14:48:40.901
8	<b>1:51.210</b>		14:50:32.111
9	2:01.652	+10.442	14:52:33.763
10	1:53.073	+1.863	14:54:26.836
11	1:52.528	+1.318	14:56:19.364
12	1:52.099	+0.889	14:58:11.463

Lap	Lap Tm	Diff	Time of Day
<b>(7) R E FARRELL</b>			
1			14:37:03.706
2	1:57.564	+7.620	14:39:01.270

# DDMC Race Meeting


MG Cockshoot Cup

Croft 2.100 Miles

Race 10 - Second Race

28/09/2008 14:25

Race (20:00 Time) started at 14:36:58



Lap	Lap Tm	Diff	Time of Day
3	1:49.944		14:40:51.214
4	1:51.027	+1.083	14:42:42.241
5	1:51.122	+1.178	14:44:33.363
6	1:53.557	+3.613	14:46:26.920
7	1:49.529	-0.415	14:48:16.449

Lap	Lap Tm	Diff	Time of Day
-----	--------	------	-------------

Lap	Lap Tm	Diff	Time of Day
-----	--------	------	-------------

(53) Peter HILEY			
Lap	Lap Tm	Diff	Time of Day
1			14:37:01.280
2	1:51.714		14:38:52.994

# DDMC Race Meeting

Lapchart


MG Cockshoot Cup

Croft 2.100 Miles

Race 10 - Second Race

28/09/2008 14:25

Race (20:00 Time) started at 14:36:58



Competitors	Laps												
	1	2	3	4	5	6	7	8	9	10	11	12	13
Mike PETERS (6)	1	6	6	6	6	6	6	6	6	6	6	6	6
Ian WRIGHT (78)	2	78	11	11	69	69	69	69	69	69	69	69	69
Paul RIGG (77)	3	77	53	69	11	11	77	77	77	77	77	77	77
Robert GATE (11)	4	11	77	78	78	77	11	11	11	11	11	11	11
Paul NEWTON (97)	5	97	78	97	77	78	97	97	97	97	97	97	97
Peter HILEY (53)	6	53	69	77	97	97	78	78	78	78	17	78	78
Jeremy P G TOES (5)	7	5	97	17	17	17	17	17	17	17	78	17	17
Richard SANCOTE (17)	8	17	17	5	5	5	5	5	5	5	5	5	5
John WREGHILL (15)	9	15	5	23	23	23	23	23	23	23	23	15	15
Stephen McKIE (23)	10	23	23	7	7	7	7	7	15	15	15	23	23
Helen WADDINGTON (84)	11	84	7	15	15	15	15	15	84	84	84	84	84
R E FARRELL (7)	12	7	15	84	84	84	84	84	76	76	76	76	76
Margaret FARQUHAR-RIGG (76)	13	76	84	76	76	76	76	76	56	56	56	56	56
Peter BRAMBLE (69)	14	69	76	56	56	56	56	56					
Neville LASKEY (56)	15	56	56										

Clerk of the Course - Sig

Time

Orbits 4

Chief Timekeeper - Ian Sharp (SMART)

[www.amb-it.com](http://www.amb-it.com)

Weather

Track

[www.mylaps.com](http://www.mylaps.com)

Times on [smart-timing.co.uk](http://smart-timing.co.uk) & [mylaps.com](http://mylaps.com)

Licensed to: SMART

Printed: 29/09/2008 12:47:08

# DDMC Race Meeting

Sorted on Laps


V de V UK

Croft 2.100 Miles

Race 11

28/09/2008 14:55

Race (3:00:00 Time) started at 15:14:00



Pos	No.	Name	Team / Entrant	Make/Model	CC	Laps	Total Tm	Diff	Best Tm	Best Spd	In Lap
1	96	Gareth HOWELL / Phil QUAIFF	IF Motorsport	Ligier JS49	2000	127	3:00:42.006		1:21.450	92.818	6
2	88	Christopher BIALAN / Graham FENNYMORE	Piranha Motor Racing Ltd	Juno SSE	2000	127	3:02:02.717	1:20.711	1:23.722	90.299	6
3	11	Charles HOLLINGS / Chris RANDELL	Lanan Racing	Pilbeam	2000	126	3:00:51.834	1 Lap	1:21.363	92.917	11
4	24	Sarah READER / Ryan HOOKER	TFL Racing	Juno SSE	2000	126	3:01:47.943	1 Lap	1:23.696	90.327	68
5	1	Tony FREEMAN / Duncan WILLIAMS	Pitbull Mercury	Juno SSE	2000	125	3:01:09.155	2 Laps	1:23.469	90.573	10
6	8	Ally McKEVER / Bryce WILSON	IF Motorsport	Ligier JS49	2000	123	3:01:43.478	4 Laps	1:22.016	92.177	4
7	2	Nick ADCOCK / Ivor McCULLOGH	IF Motorsport	Ligier JS49	2000	121	3:01:19.056	6 Laps	1:22.889	91.206	11
8	5	Amanda WHITAKER / Paul O'NEILL	Chevron Racing	Ligier JS49	2000	119	3:01:19.627	8 Laps	1:22.558	91.572	61
9	99	Barry GATES / Anthony DUNN	Chevron Racing	Ligier JS49	2000	119	3:01:53.318	8 Laps	1:21.570	92.681	63
10	30	Andy McKENNA / Paul LIVESEY	Grange Performance	Ligier JS49	2000	112	3:01:02.611	15 Laps	1:25.925	87.984	54
Not classified ()											
	20	Matt MANDERSON / Peter HOBDAV	Chiron Motorsport	Chiron	2000	33	44:31.042	DNF	1:22.608	91.517	20

Clerk of the Course - Sig

Time

Orbits 4

Chief Timekeeper - Ian Sharp (SMART)

[www.amb-it.com](http://www.amb-it.com)

Weather Track

[www.mylaps.com](http://www.mylaps.com)

Times on [smart-timing.co.uk](http://smart-timing.co.uk) & [mylaps.com](http://mylaps.com)

Licensed to: SMART

# DDMC Race Meeting

V de V UK

Croft 2.100 Miles

Race 11

28/09/2008 14:55

Race (3:00:00 Time) started at 15:14:00

Lap	Lap Tm	Diff	Time of Day	Lap	Lap Tm	Diff	Time of Day	Lap	Lap Tm	Diff	Time of Day				
(96) Gareth HOWELL / Phil QUAIFE															
1			15:14:00.586	65	1:24.333	+2.883	16:42:27.058	2	1:29.921	+6.199	15:15:31.335				
2	1:24.456	+3.006	15:15:25.042	66	1:23.549	+2.099	16:43:50.607	3	1:25.074	+1.352	15:16:56.409				
3	1:21.797	+0.347	15:16:46.839	67	1:24.081	+2.631	16:45:14.688	4	1:24.231	+0.509	15:18:20.640				
4	1:21.777	+0.327	15:18:08.616	68	1:23.642	+2.192	16:46:38.330	5	1:24.104	+0.382	15:19:44.744				
5	1:21.467	+0.017	15:19:30.083	69	1:23.564	+2.114	16:48:01.894	6	1:23.722		15:21:08.466				
6	1:21.450		15:20:51.533	70	1:23.760	+2.310	16:49:25.654	7	1:24.344	+0.622	15:22:32.810				
7	1:21.682	+0.232	15:22:13.215	71	1:21.188	-0.262	16:50:46.842	8	1:24.099	+0.377	15:23:56.909				
8	1:21.842	+0.392	15:23:35.057	72	3:08.238	+1:46.788	16:53:55.080	9	1:23.995	+0.273	15:25:20.904				
9	1:21.972	+0.522	15:24:57.029	73	1:25.149	+3.699	16:55:20.229	10	1:23.874	+0.152	15:26:44.778				
10	1:21.829	+0.379	15:26:18.858	74	1:24.997	+3.547	16:56:45.226	11	1:23.818	+0.096	15:28:08.596				
11	1:21.770	+0.320	15:27:40.628	75	1:24.888	+3.438	16:58:10.114	12	1:23.899	+0.177	15:29:32.495				
12	1:22.012	+0.562	15:29:02.640	76	1:25.486	+4.036	16:59:35.600	13	1:25.243	+1.521	15:30:57.738				
13	1:21.961	+0.511	15:30:24.601	77	1:25.491	+4.041	17:01:01.091	14	1:24.348	+0.626	15:32:22.086				
14	1:22.673	+1.223	15:31:47.274	78	1:24.749	+3.299	17:02:25.840	15	1:24.464	+0.742	15:33:46.550				
15	1:22.008	+0.558	15:33:09.282	79	1:24.448	+2.998	17:03:50.288	16	1:24.487	+0.765	15:35:11.037				
16	1:22.043	+0.593	15:34:31.325	80	1:24.762	+3.312	17:05:15.050	17	1:24.497	+0.775	15:36:35.534				
17	1:21.755	+0.305	15:35:53.080	81	1:24.980	+3.530	17:06:40.030	18	1:24.257	+0.535	15:37:59.791				
18	1:21.783	+0.333	15:37:14.863	82	1:24.441	+2.991	17:08:04.471	19	1:24.315	+0.593	15:39:24.106				
19	1:22.139	+0.689	15:38:37.002	83	1:24.819	+3.369	17:09:29.290	20	1:24.223	+0.501	15:40:48.329				
20	1:22.242	+0.792	15:39:59.244	84	1:25.106	+3.656	17:10:54.396	21	1:24.411	+0.689	15:42:12.740				
21	1:22.180	+0.730	15:41:21.424	85	1:24.545	+3.095	17:12:18.941	22	1:24.636	+0.914	15:43:37.376				
22	1:22.063	+0.613	15:42:43.487	86	1:24.965	+3.515	17:13:43.906	23	1:25.998	+2.276	15:45:03.374				
23	1:22.099	+0.649	15:44:05.586	87	1:24.790	+3.340	17:15:08.696	24	1:25.076	+1.354	15:46:28.450				
24	1:22.135	+0.685	15:45:27.721	88	1:24.842	+3.392	17:16:33.538	25	1:25.583	+1.861	15:47:54.033				
25	1:23.779	+2.329	15:46:51.500	89	1:24.817	+3.367	17:17:58.355	26	1:25.152	+1.430	15:49:19.185				
26	1:22.723	+1.273	15:48:14.223	90	1:25.453	+4.003	17:19:23.808	27	1:24.736	+1.014	15:50:43.921				
27	1:23.898	+2.448	15:49:38.121	91	1:24.894	+3.444	17:20:48.702	28	1:24.767	+1.045	15:52:08.688				
28	1:22.588	+1.138	15:51:00.709	92	1:25.543	+4.093	17:22:14.245	29	1:24.497	+0.775	15:53:33.185				
29	1:23.395	+1.945	15:52:24.104	93	1:24.782	+3.332	17:23:39.027	30	1:24.457	+0.735	15:54:57.642				
30	1:22.737	+1.287	15:53:46.841	94	1:25.463	+4.013	17:25:04.490	31	1:24.844	+1.122	15:56:22.486				
31	1:22.628	+1.178	15:55:09.469	95	1:25.175	+3.725	17:26:29.665	32	1:24.573	+0.851	15:57:47.059				
32	1:23.052	+1.602	15:56:32.521	96	1:26.129	+4.679	17:27:55.794	33	1:24.804	+1.082	15:59:11.863				
33	1:23.908	+2.458	15:57:56.429	97	1:25.713	+4.263	17:29:21.507	34	1:28.118	+4.396	16:00:39.981				
34	1:22.884	+1.434	15:59:19.313	98	1:25.677	+4.227	17:30:47.184	35	1:26.632	+2.910	16:02:06.613				
35	1:23.138	+1.688	16:00:42.451	99	1:25.273	+3.823	17:32:12.457	36	1:24.749	+1.027	16:03:31.362				
36	1:22.938	+1.488	16:02:05.389	100	1:25.148	+3.698	17:33:37.605	37	1:24.541	+0.819	16:04:55.903				
37	1:22.349	+0.899	16:03:27.738	101	1:26.894	+5.444	17:35:04.499	38	1:25.160	+1.438	16:06:21.063				
38	1:23.197	+1.747	16:04:50.935	102	1:25.732	+4.282	17:36:30.231	39	1:24.743	+1.021	16:07:45.806				
39	1:23.022	+1.572	16:06:13.957	103	2:49.687	+1:28.237	17:39:19.918	40	1:24.735	+1.013	16:09:10.541				
40	1:22.684	+1.234	16:07:36.641	104	2:16.458	+55.008	17:41:36.376	41	1:24.624	+0.902	16:10:35.165				
41	1:23.089	+1.639	16:08:59.730	105	1:26.922	+5.472	17:43:03.298	42	1:25.196	+1.474	16:12:00.361				
42	1:23.335	+1.885	16:10:23.065	106	1:25.695	+4.245	17:44:28.993	43	1:24.839	+1.117	16:13:25.200				
43	1:23.364	+1.914	16:11:46.429	107	1:26.695	+5.245	17:45:55.688	44	1:24.702	+0.980	16:14:49.902				
44	1:23.137	+1.687	16:13:09.566	108	1:26.524	+5.074	17:47:22.212	45	1:25.211	+1.489	16:16:15.113				
45	1:23.516	+2.066	16:14:33.082	109	1:25.530	+4.080	17:48:47.742	46	1:25.373	+1.651	16:17:40.486				
46	1:24.109	+2.659	16:15:57.191	110	1:25.370	+3.920	17:50:13.112	47	1:25.885	+2.163	16:19:06.371				
47	1:23.605	+2.155	16:17:20.796	111	1:27.786	+6.336	17:51:40.898	48	1:25.997	+2.275	16:20:32.368				
48	1:23.040	+1.590	16:18:43.836	112	1:27.011	+5.561	17:53:07.909	49	1:25.114	+1.392	16:21:57.482				
49	1:23.267	+1.817	16:20:07.103	113	1:25.711	+4.261	17:54:33.620	50	1:23.978	+0.256	16:23:21.460				
50	1:23.343	+1.893	16:21:30.446	114	1:25.906	+4.456	17:55:59.526	51	1:24.571	+0.849	16:24:46.031				
51	1:23.371	+1.921	16:22:53.817	115	1:26.044	+4.594	17:57:25.570	52	1:25.316	+1.594	16:26:11.347				
52	1:23.358	+1.908	16:24:17.175	116	1:26.578	+5.128	17:58:52.148	53	1:24.211	+0.489	16:27:35.558				
53	1:23.547	+2.097	16:25:40.722	117	1:25.854	+4.404	18:00:18.002	54	1:24.555	+0.833	16:29:00.113				
54	1:23.698	+2.248	16:27:04.420	118	1:26.017	+4.567	18:01:44.019	55	1:24.352	+0.630	16:30:24.465				
55	1:23.977	+2.527	16:28:28.397	119	1:26.172	+4.722	18:03:10.191	56	1:24.408	+0.686	16:31:48.873				
56	1:24.285	+2.835	16:29:52.682	120	1:26.328	+4.878	18:04:36.519	57	1:27.117	+3.395	16:33:15.990				
57	1:23.587	+2.137	16:31:16.269	121	1:26.520	+5.070	18:06:03.039	58	1:26.491	+2.769	16:34:42.481				
58	1:23.033	+1.583	16:32:39.302	122	1:25.938	+4.488	18:07:28.977	59	3:13.783	+1:50.061	16:37:56.264				
59	1:23.522	+2.072	16:34:02.824	123	1:26.094	+4.644	18:08:55.071	60	1:25.717	+1.995	16:39:21.981				
60	1:24.888	+3.438	16:35:27.712	124	1:26.730	+5.280	18:10:21.801	61	1:24.706	+0.984	16:40:46.687				
61	1:23.252	+1.802	16:36:50.964	125	1:27.641	+6.191	18:11:49.442	62	1:24.635	+0.913	16:42:11.322				
62	1:23.925	+2.475	16:38:14.889	126	1:26.159	+4.709	18:13:15.601	63	1:24.154	+0.432	16:43:35.476				
63	1:24.080	+2.630	16:39:38.969	127	1:26.790	+5.340	18:14:42.391	64	1:24.064	+0.342	16:44:59.540				
64	1:23.756	+2.306	16:41:02.725	(88) Christopher BIALAN / Graham FENNYMORE											
				1			15:14:01.414	65	1:24.244	+0.522	16:46:23.784				
								66	1:24.404	+0.682	16:47:48.188				
								67	1:24.103	+0.381	16:49:12.291				

Clerk of the Course - Sig

Time

Orbits 4

Chief Timekeeper - Ian Sharp (SMART)

www.amb-it.com

Weather

Track

www.mylaps.com

Times on smart-timing.co.uk & mylaps.com

Licensed to: SMART

Printed: 29/09/2008 12:50:26

Page 1/7

# DDMC Race Meeting

V de V UK

Croft 2.100 Miles

Race 11

28/09/2008 14:55

Race (3:00:00 Time) started at 15:14:00

Lap	Lap Tm	Diff	Time of Day	Lap	Lap Tm	Diff	Time of Day	Lap	Lap Tm	Diff	Time of Day
68	1:24.405	+0.683	16:50:36.696	5	1:22.123	+0.760	15:19:33.301	71	1:21.068	-0.295	16:50:11.033
69	1:24.436	+0.714	16:52:01.132	6	1:22.671	+1.308	15:20:55.972	72	3:57.847	+2:36.484	16:54:08.880
70	1:24.276	+0.554	16:53:25.408	7	1:21.679	+0.316	15:22:17.651	73	1:29.957	+8.594	16:55:38.837
71	1:24.716	+0.994	16:54:50.124	8	1:22.065	+0.702	15:23:39.716	74	1:28.300	+6.937	16:57:07.137
72	1:24.449	+0.727	16:56:14.573	9	1:22.079	+0.716	15:25:01.795	75	1:28.023	+6.660	16:58:35.160
73	1:24.567	+0.845	16:57:39.140	10	1:21.898	+0.535	15:26:23.693	76	1:26.945	+5.582	17:00:02.105
74	1:24.405	+0.683	16:59:03.545	11	1:21.363		15:27:45.056	77	1:27.715	+6.352	17:01:29.820
75	1:24.521	+0.799	17:00:28.066	12	1:21.604	+0.241	15:29:06.660	78	1:27.398	+6.035	17:02:57.218
76	1:24.440	+0.718	17:01:52.506	13	1:21.756	+0.393	15:30:28.416	79	1:27.067	+5.704	17:04:24.285
77	1:24.945	+1.223	17:03:17.451	14	1:21.727	+0.364	15:31:50.143	80	1:26.942	+5.579	17:05:51.227
78	1:24.836	+1.114	17:04:42.287	15	1:21.411	+0.048	15:33:11.554	81	1:26.607	+5.244	17:07:17.834
79	1:24.709	+0.987	17:06:06.996	16	1:21.587	+0.224	15:34:33.141	82	1:26.068	+4.705	17:08:43.902
80	1:24.375	+0.653	17:07:31.371	17	1:21.992	+0.629	15:35:55.133	83	1:25.503	+4.140	17:10:09.405
81	1:25.112	+1.390	17:08:56.483	18	1:21.601	+0.238	15:37:16.734	84	1:26.272	+4.909	17:11:35.677
82	1:24.354	+0.632	17:10:20.837	19	1:21.489	+0.126	15:38:38.223	85	1:26.944	+5.581	17:13:02.621
83	1:24.573	+0.851	17:11:45.410	20	1:21.905	+0.542	15:40:00.128	86	1:25.716	+4.353	17:14:28.337
84	1:24.397	+0.675	17:13:09.807	21	1:21.895	+0.532	15:41:22.023	87	1:26.014	+4.651	17:15:54.351
85	1:24.865	+1.143	17:14:34.672	22	1:22.368	+1.005	15:42:44.391	88	1:25.761	+4.398	17:17:20.112
86	1:25.361	+1.639	17:16:00.033	23	1:22.122	+0.759	15:44:06.513	89	1:25.523	+4.160	17:18:45.635
87	1:24.711	+0.989	17:17:24.744	24	1:21.958	+0.595	15:45:28.471	90	1:25.849	+4.486	17:20:11.484
88	1:24.428	+0.706	17:18:49.172	25	1:23.546	+2.183	15:46:52.017	91	1:25.684	+4.321	17:21:37.168
89	1:24.549	+0.827	17:20:13.721	26	1:22.396	+1.033	15:48:14.413	92	1:25.913	+4.550	17:23:03.081
90	1:25.277	+1.555	17:21:38.998	27	1:22.740	+1.377	15:49:37.153	93	1:27.917	+6.554	17:24:30.998
91	1:25.129	+1.407	17:23:04.127	28	1:22.052	+0.689	15:50:59.205	94	1:27.908	+6.545	17:25:58.906
92	1:24.911	+1.189	17:24:29.038	29	1:22.638	+1.275	15:52:21.843	95	1:25.950	+4.587	17:27:24.856
93	1:25.010	+1.288	17:25:54.048	30	1:21.992	+0.629	15:53:43.835	96	1:25.632	+4.269	17:28:50.488
94	1:24.503	+0.781	17:27:18.551	31	1:22.480	+1.117	15:55:06.315	97	1:25.858	+4.495	17:30:16.346
95	1:24.350	+0.628	17:28:42.901	32	1:22.337	+0.974	15:56:28.652	98	1:27.057	+5.694	17:31:43.403
96	1:24.813	+1.091	17:30:07.714	33	1:22.443	+1.080	15:57:51.095	99	1:26.498	+5.135	17:33:09.901
97	1:24.873	+1.151	17:31:32.587	34	1:22.282	+0.919	15:59:13.377	100	1:25.432	+4.069	17:34:35.333
98	1:24.964	+1.242	17:32:57.551	35	1:24.364	+3.001	16:00:37.741	101	1:26.644	+5.281	17:36:01.977
99	1:25.457	+1.735	17:34:23.008	36	1:22.894	+1.531	16:02:00.635	102	1:28.014	+6.651	17:37:29.991
100	1:26.465	+2.743	17:35:49.473	37	1:22.617	+1.254	16:03:23.252	103	1:59.462	+38.099	17:39:29.453
101	1:25.524	+1.802	17:37:14.997	38	1:21.663	+0.300	16:04:44.915	104	2:09.915	+48.552	17:41:39.368
102	2:08.579	+44.857	17:39:23.576	39	1:22.507	+1.144	16:06:07.422	105	1:43.735	+22.372	17:43:23.103
103	2:14.507	+50.785	17:41:38.083	40	1:21.992	+0.629	16:07:29.414	106	1:25.734	+4.371	17:44:48.837
104	1:25.868	+2.146	17:43:03.951	41	1:22.071	+0.708	16:08:51.485	107	1:26.547	+5.184	17:46:15.384
105	1:25.561	+1.839	17:44:29.512	42	1:22.228	+0.865	16:10:13.713	108	1:25.393	+4.030	17:47:40.777
106	1:26.800	+3.078	17:45:56.312	43	1:22.058	+0.695	16:11:35.771	109	1:24.117	+2.754	17:49:04.894
107	1:27.072	+3.350	17:47:23.384	44	1:22.972	+1.609	16:12:58.743	110	2:55.336	+1:33.973	17:52:00.230
108	1:25.107	+1.385	17:48:48.491	45	1:22.572	+1.209	16:14:21.315	111	1:26.241	+4.878	17:53:26.471
109	1:25.203	+1.481	17:50:13.694	46	1:22.301	+0.938	16:15:43.616	112	1:26.114	+4.751	17:54:52.585
110	1:26.765	+3.043	17:51:40.459	47	1:22.233	+0.870	16:17:05.849	113	1:25.121	+3.758	17:56:17.706
111	1:25.712	+1.990	17:53:06.171	48	1:22.169	+0.806	16:18:28.018	114	1:25.840	+4.477	17:57:43.546
112	1:25.765	+2.043	17:54:31.936	49	1:22.348	+0.985	16:19:50.366	115	1:24.922	+3.559	17:59:08.468
113	1:25.361	+1.639	17:55:57.297	50	1:23.818	+2.455	16:21:14.184	116	1:25.199	+3.836	18:00:33.667
114	1:25.523	+1.801	17:57:22.820	51	1:22.632	+1.269	16:22:36.816	117	1:26.457	+5.094	18:02:00.124
115	1:25.497	+1.775	17:58:48.317	52	1:22.468	+1.105	16:23:59.284	118	1:27.613	+6.250	18:03:27.737
116	1:25.704	+1.982	18:00:14.021	53	1:22.715	+1.352	16:25:21.999	119	1:25.259	+3.896	18:04:52.996
117	1:25.628	+1.906	18:01:39.649	54	1:22.518	+1.155	16:26:44.517	120	1:25.870	+4.507	18:06:18.866
118	1:24.957	+1.235	18:03:04.606	55	1:22.506	+1.143	16:28:07.023	121	1:25.172	+3.809	18:07:44.038
119	1:25.525	+1.803	18:04:30.131	56	1:22.513	+1.150	16:29:29.536	122	1:25.248	+3.885	18:09:09.286
120	1:25.831	+2.109	18:05:55.962	57	1:22.071	+0.708	16:30:51.607	123	1:25.165	+3.802	18:10:34.451
121	1:25.419	+1.697	18:07:21.381	58	1:22.287	+0.924	16:32:13.894	124	1:25.804	+4.441	18:12:00.255
122	1:26.154	+2.432	18:08:47.535	59	1:22.786	+1.423	16:33:36.680	125	1:26.083	+4.720	18:13:26.338
123	1:26.492	+2.770	18:10:14.027	60	1:23.129	+1.766	16:34:59.809	126	1:25.881	+4.518	18:14:52.219
124	1:26.623	+2.901	18:11:40.650	61	1:22.758	+1.395	16:36:22.567				
125	1:26.068	+2.346	18:13:06.718	62	1:22.714	+1.351	16:37:45.281				
126	1:27.098	+3.376	18:14:33.816	63	1:22.558	+1.195	16:39:07.839				
127	1:29.286	+5.564	18:16:03.102	64	1:23.436	+2.073	16:40:31.275				
				65	1:22.853	+1.490	16:41:54.128				
				66	1:23.054	+1.691	16:43:17.182				
				67	1:22.736	+1.373	16:44:39.918				
				68	1:24.214	+2.851	16:46:04.132				
				69	1:23.138	+1.775	16:47:27.270				
				70	1:22.695	+1.332	16:48:49.965				

(11) Charles HOLLINGS / Chris RANDELL

1			15:14:00.920
2	1:25.919	+4.556	15:15:26.839
3	1:22.334	+0.971	15:16:49.173
4	1:22.005	+0.642	15:18:11.178

(24) Sarah READER / Ryan HOOKER

1			15:14:01.901
2	1:31.714	+8.018	15:15:33.615
3	1:26.863	+3.167	15:17:00.478
4	1:26.714	+3.018	15:18:27.192
5	1:25.856	+2.160	15:19:53.048
6	1:26.166	+2.470	15:21:19.214
7	1:26.366	+2.670	15:22:45.580
8	1:25.108	+1.412	15:24:10.688

Clerk of the Course - Sig

Time

Orbits 4

Chief Timekeeper - Ian Sharp (SMART)

www.amb-it.com

Weather

Track

www.mylaps.com

Times on smart-timing.co.uk & mylaps.com

Licensed to: SMART

Printed: 29/09/2008 12:50:26

Page 2/7



# DDMC Race Meeting

V de V UK

Croft 2.100 Miles

Race 11

28/09/2008 14:55

Race (3:00:00 Time) started at 15:14:00

Lap	Lap Tm	Diff	Time of Day	Lap	Lap Tm	Diff	Time of Day	Lap	Lap Tm	Diff	Time of Day
9	1:24.745	+1.049	15:25:35.433	75	1:24.246	+0.550	17:01:53.194	13	1:23.906	+0.437	15:30:58.131
10	1:24.954	+1.258	15:27:00.387	76	1:24.896	+1.200	17:03:18.090	14	1:24.902	+1.433	15:32:23.033
11	1:24.972	+1.276	15:28:25.359	77	1:24.905	+1.209	17:04:42.995	15	1:23.968	+0.499	15:33:47.001
12	1:24.788	+1.092	15:29:50.147	78	1:24.849	+1.153	17:06:07.844	16	1:24.779	+1.310	15:35:11.780
13	1:24.869	+1.173	15:31:15.016	79	1:24.349	+0.653	17:07:32.193	17	1:24.536	+1.067	15:36:36.316
14	1:25.270	+1.574	15:32:40.286	80	1:24.769	+1.073	17:08:56.962	18	1:24.585	+1.116	15:38:00.901
15	1:24.776	+1.080	15:34:05.062	81	1:24.645	+0.949	17:10:21.607	19	1:24.302	+0.833	15:39:25.203
16	1:25.603	+1.907	15:35:30.665	82	1:24.669	+0.973	17:11:46.276	20	1:24.083	+0.614	15:40:49.286
17	1:25.182	+1.486	15:36:55.847	83	1:24.385	+0.689	17:13:10.661	21	1:24.480	+1.011	15:42:13.766
18	1:25.176	+1.480	15:38:21.023	84	1:24.447	+0.751	17:14:35.108	22	1:24.177	+0.708	15:43:37.943
19	1:25.064	+1.368	15:39:46.087	85	1:25.487	+1.791	17:16:00.595	23	1:26.486	+3.017	15:45:04.429
20	1:24.894	+1.198	15:41:10.981	86	1:24.670	+0.974	17:17:25.265	24	1:31.771	+8.302	15:46:36.200
21	1:25.133	+1.437	15:42:36.114	87	1:24.489	+0.793	17:18:49.754	25	1:24.681	+1.212	15:48:00.881
22	1:24.744	+1.048	15:44:00.858	88	1:24.692	+0.996	17:20:14.446	26	1:25.072	+1.603	15:49:25.953
23	1:25.639	+1.943	15:45:26.497	89	1:24.844	+1.148	17:21:39.290	27	1:24.878	+1.409	15:50:50.831
24	1:27.318	+3.622	15:46:53.815	90	1:25.241	+1.545	17:23:04.531	28	1:24.468	+0.999	15:52:15.299
25	1:25.596	+1.900	15:48:19.411	91	1:26.162	+2.466	17:24:30.693	29	1:24.364	+0.895	15:53:39.663
26	1:25.497	+1.801	15:49:44.908	92	1:24.539	+0.843	17:25:55.232	30	1:24.958	+1.489	15:55:04.621
27	1:25.263	+1.567	15:51:10.171	93	1:24.340	+0.644	17:27:19.572	31	1:26.562	+3.093	15:56:31.183
28	1:25.501	+1.805	15:52:35.672	94	1:24.615	+0.919	17:28:44.187	32	1:25.525	+2.056	15:57:56.708
29	1:26.450	+2.754	15:54:02.122	95	1:25.765	+2.069	17:30:09.952	33	1:25.915	+2.446	15:59:22.623
30	1:25.131	+1.435	15:55:27.253	96	1:24.480	+0.784	17:31:34.432	34	1:25.597	+2.128	16:00:48.220
31	1:25.290	+1.594	15:56:52.543	97	1:25.015	+1.319	17:32:59.447	35	1:25.046	+1.577	16:02:13.266
32	1:25.574	+1.878	15:58:18.117	98	1:24.399	+0.703	17:34:23.846	36	1:24.986	+1.517	16:03:38.252
33	1:25.499	+1.803	15:59:43.616	99	1:26.873	+3.177	17:35:50.719	37	1:24.482	+1.013	16:05:02.734
34	1:28.399	+4.703	16:01:12.015	100	1:27.273	+3.577	17:37:17.992	38	1:24.526	+1.057	16:06:27.260
35	1:26.292	+2.596	16:02:38.307	101	2:09.074	+45.378	17:39:27.066	39	1:24.640	+1.171	16:07:51.900
36	1:26.322	+2.626	16:04:04.629	102	2:11.449	+47.753	17:41:38.515	40	1:24.561	+1.092	16:09:16.461
37	1:25.381	+1.685	16:05:30.010	103	1:27.344	+3.648	17:43:05.859	41	1:24.293	+0.824	16:10:40.754
38	1:25.628	+1.932	16:06:55.638	104	1:25.706	+2.010	17:44:31.565	42	1:24.897	+1.428	16:12:05.651
39	1:25.976	+2.280	16:08:21.614	105	1:25.292	+1.596	17:45:56.857	43	1:24.503	+1.034	16:13:30.154
40	1:25.692	+1.996	16:09:47.306	106	1:27.010	+3.314	17:47:23.867	44	1:25.425	+1.956	16:14:55.579
41	1:26.748	+3.052	16:11:14.054	107	1:25.398	+1.702	17:48:49.265	45	1:25.000	+1.531	16:16:20.579
42	1:25.375	+1.679	16:12:39.429	108	1:24.930	+1.234	17:50:14.195	46	1:24.670	+1.201	16:17:45.249
43	1:24.973	+1.277	16:14:04.402	109	1:26.014	+2.318	17:51:40.209	47	1:24.959	+1.490	16:19:10.208
44	1:25.903	+2.207	16:15:30.305	110	1:24.433	+0.737	17:53:04.642	48	1:24.821	+1.352	16:20:35.029
45	1:26.899	+3.203	16:16:57.204	111	1:24.442	+0.746	17:54:29.084	49	1:24.938	+1.469	16:21:59.967
46	1:25.719	+2.023	16:18:22.923	112	1:24.125	+0.429	17:55:53.209	50	1:24.998	+1.529	16:23:24.965
47	1:25.331	+1.635	16:19:48.254	113	1:24.569	+0.873	17:57:17.778	51	1:24.959	+1.490	16:24:49.924
48	1:27.541	+3.845	16:21:15.795	114	1:25.904	+2.208	17:58:43.682	52	1:25.103	+1.634	16:26:15.027
49	1:25.441	+1.745	16:22:41.236	115	1:24.397	+0.701	18:00:08.079	53	1:28.314	+4.845	16:27:43.341
50	1:25.646	+1.950	16:24:06.882	116	1:24.818	+1.122	18:01:32.897	54	1:25.248	+1.779	16:29:08.589
51	1:25.858	+2.162	16:25:32.740	117	1:25.346	+1.650	18:02:58.243	55	1:24.621	+1.152	16:30:33.210
52	1:26.229	+2.533	16:26:58.969	118	1:24.780	+1.084	18:04:23.023	56	1:25.105	+1.636	16:31:58.315
53	1:26.626	+2.930	16:28:25.595	119	1:25.197	+1.501	18:05:48.220	57	1:25.546	+2.077	16:33:23.861
54	1:27.929	+4.233	16:29:53.524	120	1:25.919	+2.223	18:07:14.139	58	1:24.981	+1.512	16:34:48.842
55	1:25.916	+2.220	16:31:19.440	121	1:26.537	+2.841	18:08:40.676	59	1:25.795	+2.326	16:36:14.637
56	1:25.571	+1.875	16:32:45.011	122	1:25.689	+1.993	18:10:06.365	60	1:25.298	+1.829	16:37:39.935
57	1:26.293	+2.597	16:34:11.304	123	1:25.711	+2.015	18:11:32.076	61	1:25.550	+2.081	16:39:05.485
58	1:26.684	+2.988	16:35:37.988	124	1:25.285	+1.589	18:12:57.361	62	1:26.495	+3.026	16:40:31.980
59	1:25.872	+2.176	16:37:03.860	125	1:25.207	+1.511	18:14:22.568	63	1:25.152	+1.683	16:41:57.132
60	1:25.622	+1.926	16:38:29.482	126	1:25.760	+2.064	18:15:48.328	64	1:25.253	+1.784	16:43:22.385
61	3:42.849	+2:19.153	16:42:12.331					65	1:25.006	+1.537	16:44:47.391
62	1:25.380	+1.684	16:43:37.711					66	1:25.381	+1.912	16:46:12.772
63	1:25.079	+1.383	16:45:02.790					67	1:25.123	+1.654	16:47:37.895
64	1:24.134	+0.438	16:46:26.924					68	1:25.363	+1.894	16:49:03.258
65	1:23.976	+0.280	16:47:50.900					69	1:24.798	+1.329	16:50:28.056
66	1:23.808	+0.112	16:49:14.708					70	1:25.193	+1.724	16:51:53.249
67	1:24.018	+0.322	16:50:38.726					71	1:25.254	+1.785	16:53:18.503
68	1:23.696		16:52:02.422					72	1:25.867	+2.398	16:54:44.370
69	1:23.719	+0.023	16:53:26.141					73	1:22.720	-0.749	16:56:07.090
70	1:24.321	+0.625	16:54:50.462					74	3:44.518	+2:21.049	16:59:51.608
71	1:24.586	+0.890	16:56:15.048					75	1:27.907	+4.438	17:01:19.515
72	1:24.766	+1.070	16:57:39.814					76	1:27.144	+3.675	17:02:46.659
73	1:24.396	+0.700	16:59:04.210					77	1:26.154	+2.685	17:04:12.813
74	1:24.738	+1.042	17:00:28.948					78	1:26.344	+2.875	17:05:39.157

(1) Tony FREEMAN / Duncan WILLIAMS

1			15:14:01.934
2	1:30.318	+6.849	15:15:32.252
3	1:26.385	+2.916	15:16:58.637
4	1:24.448	+0.979	15:18:23.085
5	1:24.206	+0.737	15:19:47.291
6	1:23.916	+0.447	15:21:11.207
7	1:24.035	+0.566	15:22:35.242
8	1:23.647	+0.178	15:23:58.889
9	1:23.719	+0.250	15:25:22.608
10	1:23.469		15:26:46.077
11	1:24.100	+0.631	15:28:10.177
12	1:24.048	+0.579	15:29:34.225

Clerk of the Course - Sig

Time

Orbits 4

Chief Timekeeper - Ian Sharp (SMART)

www.amb-it.com

Weather

Track

www.mylaps.com

Times on smart-timing.co.uk & mylaps.com

Licensed to: SMART

Printed: 29/09/2008 12:50:26

Page 3/7



# DDMC Race Meeting

V de V UK

Croft 2.100 Miles

Race 11

28/09/2008 14:55

Race (3:00:00 Time) started at 15:14:00

Lap	Lap Tm	Diff	Time of Day	Lap	Lap Tm	Diff	Time of Day	Lap	Lap Tm	Diff	Time of Day
25	1:23.545	+0.656	15:48:11.340	91	1:24.807	+1.918	17:30:49.378	34	1:27.866	+5.308	16:02:46.976
26	1:23.797	+0.908	15:49:35.137	92	1:24.131	+1.242	17:32:13.509	35	1:26.874	+4.316	16:04:13.850
27	1:24.435	+1.546	15:50:59.572	93	1:24.371	+1.482	17:33:37.880	36	1:27.040	+4.482	16:05:40.890
28	1:26.317	+3.428	15:52:25.889	94	1:24.154	+1.265	17:35:02.034	37	1:27.260	+4.702	16:07:08.150
29	1:23.672	+0.783	15:53:49.561	95	1:24.367	+1.478	17:36:26.401	38	1:26.527	+3.969	16:08:34.677
30	1:24.413	+1.524	15:55:13.974	96	1:32.081	+9.192	17:37:58.482	39	1:27.569	+5.011	16:10:02.246
31	1:24.033	+1.144	15:56:38.007	97	1:35.148	+12.259	17:39:33.630	40	1:27.392	+4.834	16:11:29.638
32	1:23.515	+0.626	15:58:01.522	98	2:07.035	+44.146	17:41:40.665	41	1:26.834	+4.276	16:12:56.472
33	1:23.457	+0.568	15:59:24.979	99	1:27.514	+4.625	17:43:08.179	42	1:29.677	+7.119	16:14:26.149
34	1:24.135	+1.246	16:00:49.114	100	1:50.492	+27.603	17:44:58.671	43	1:27.684	+5.126	16:15:53.833
35	1:25.226	+2.337	16:02:14.340	101	1:25.105	+2.216	17:46:23.776	44	1:30.158	+7.600	16:17:23.991
36	1:24.255	+1.366	16:03:38.595	102	1:24.495	+1.606	17:47:48.271	45	1:27.730	+5.172	16:18:51.721
37	1:24.746	+1.857	16:05:03.341	103	1:24.715	+1.826	17:49:12.986	46	1:28.093	+5.535	16:20:19.814
38	1:25.467	+2.578	16:06:28.808	104	1:24.145	+1.256	17:50:37.131	47	1:28.180	+5.622	16:21:47.994
39	1:27.662	+4.773	16:07:56.470	105	1:24.308	+1.419	17:52:01.439	48	1:28.386	+5.828	16:23:16.380
40	1:25.159	+2.270	16:09:21.629	106	1:24.736	+1.847	17:53:26.175	49	1:27.794	+5.236	16:24:44.174
41	1:24.123	+1.234	16:10:45.752	107	1:24.272	+1.383	17:54:50.447	50	1:29.850	+7.292	16:26:14.024
42	1:23.973	+1.084	16:12:09.725	108	1:23.916	+1.027	17:56:14.363	51	1:32.010	+9.452	16:27:46.034
43	9:15.725	+7:52.836	16:21:25.450	109	1:25.964	+3.075	17:57:40.327	52	1:28.178	+5.620	16:29:14.212
44	1:23.819	+0.930	16:22:49.269	110	2:01.485	+38.596	17:59:41.812	53	1:28.153	+5.595	16:30:42.365
45	1:23.701	+0.812	16:24:12.970	111	1:25.254	+2.365	18:01:07.066	54	4:53.128	+3:30.570	16:35:35.493
46	1:24.320	+1.431	16:25:37.290	112	1:27.898	+5.009	18:02:34.964	55	1:24.583	+2.025	16:37:00.076
47	1:23.768	+0.879	16:27:01.058	113	1:25.962	+3.073	18:04:00.926	56	1:23.352	+0.794	16:38:23.428
48	1:24.176	+1.287	16:28:25.234	114	1:25.412	+2.523	18:05:26.338	57	1:23.395	+0.837	16:39:46.823
49	1:23.712	+0.823	16:29:48.946	115	1:25.726	+2.837	18:06:52.064	58	1:23.181	+0.623	16:41:10.004
50	1:23.481	+0.592	16:31:12.427	116	1:24.666	+1.777	18:08:16.730	59	1:23.182	+0.624	16:42:33.186
51	1:23.373	+0.484	16:32:35.800	117	1:24.192	+1.303	18:09:40.922	60	1:22.680	+0.122	16:43:55.866
52	1:24.315	+1.426	16:34:00.115	118	1:24.972	+2.083	18:11:05.894	61	1:22.558		16:45:18.424
53	1:23.920	+1.031	16:35:24.035	119	1:24.295	+1.406	18:12:30.189	62	1:23.334	+0.776	16:46:41.758
54	1:24.296	+1.407	16:36:48.331	120	1:24.879	+1.990	18:13:55.068	63	1:23.190	+0.632	16:48:04.948
55	1:23.667	+0.778	16:38:11.998	121	1:24.373	+1.484	18:15:19.441	64	1:23.345	+0.787	16:49:28.293
56	1:40.582	+17.693	16:39:52.580					65	1:22.898	+0.340	16:50:51.191
57	1:24.224	+1.335	16:41:16.804					66	1:23.199	+0.641	16:52:14.390
58	1:22.667	-0.222	16:42:39.471					67	1:23.366	+0.808	16:53:37.756
59	3:30.564	+2:07.675	16:46:10.035					68	1:23.014	+0.456	16:55:00.770
60	1:24.545	+1.656	16:47:34.580					69	1:24.404	+1.846	16:56:25.174
61	1:23.873	+0.984	16:48:58.453					70	1:23.751	+1.193	16:57:48.925
62	1:23.269	+0.380	16:50:21.722					71	1:24.876	+2.318	16:59:13.801
63	1:23.345	+0.456	16:51:45.067					72	1:25.337	+2.779	17:00:39.138
64	1:23.230	+0.341	16:53:08.297					73	1:25.586	+3.028	17:02:04.724
65	1:23.240	+0.351	16:54:31.537					74	1:23.634	+1.076	17:03:28.358
66	1:23.392	+0.503	16:55:54.929					75	1:23.207	+0.649	17:04:51.565
67	1:23.022	+0.133	16:57:17.951					76	1:23.560	+1.002	17:06:15.125
68	1:22.893	+0.004	16:58:40.844					77	1:23.589	+1.031	17:07:38.714
69	1:23.821	+0.932	17:00:04.665					78	1:23.493	+0.935	17:09:02.207
70	1:24.202	+1.313	17:01:28.867					79	1:32.543	+9.985	17:10:34.750
71	1:22.912	+0.023	17:02:51.779					80	1:23.599	+1.041	17:11:58.349
72	1:23.387	+0.498	17:04:15.166					81	1:23.681	+1.123	17:13:22.030
73	1:23.630	+0.741	17:05:38.796					82	1:23.041	+0.483	17:14:45.071
74	1:23.690	+0.801	17:07:02.486					83	1:24.424	+1.866	17:16:09.495
75	1:23.447	+0.558	17:08:25.933					84	1:24.052	+1.494	17:17:33.547
76	1:23.462	+0.573	17:09:49.395					85	1:24.424	+1.866	17:18:57.971
77	1:23.219	+0.330	17:11:12.614					86	1:23.206	+0.648	17:20:21.177
78	1:23.560	+0.671	17:12:36.174					87	1:23.273	+0.715	17:21:44.450
79	1:24.899	+2.010	17:14:01.073					88	1:23.402	+0.844	17:23:07.852
80	1:23.892	+1.003	17:15:24.965					89	1:23.816	+1.258	17:24:31.668
81	1:24.696	+1.807	17:16:49.661					90	1:24.579	+2.021	17:25:56.247
82	1:23.658	+0.769	17:18:13.319					91	1:23.933	+1.375	17:27:20.180
83	1:23.936	+1.047	17:19:37.255					92	1:24.658	+2.100	17:28:44.838
84	1:23.513	+0.624	17:21:00.768					93	1:24.403	+1.845	17:30:09.241
85	1:24.459	+1.570	17:22:25.227					94	1:24.886	+2.328	17:31:34.127
86	1:24.068	+1.179	17:23:49.295					95	1:29.315	+6.757	17:33:03.442
87	1:24.048	+1.159	17:25:13.343					96	9:30.626	+8:08.068	17:42:34.068
88	1:23.720	+0.831	17:26:37.063					97	1:24.131	+1.573	17:43:58.199
89	1:23.854	+0.965	17:28:00.917					98	1:24.120	+1.562	17:45:22.319
90	1:23.654	+0.765	17:29:24.571					99	1:23.667	+1.109	17:46:45.986

(5) Amanda WHITAKER / Paul O'NEILL

1			15:14:02.166
2	1:32.806	+10.248	15:15:34.972
3	1:28.401	+5.843	15:17:03.373
4	1:27.610	+5.052	15:18:30.983
5	1:28.359	+5.801	15:19:59.342
6	1:27.665	+5.107	15:21:27.007
7	1:26.875	+4.317	15:22:53.882
8	1:26.885	+4.327	15:24:20.767
9	1:27.062	+4.504	15:25:47.829
10	1:27.084	+4.526	15:27:14.913
11	1:26.626	+4.068	15:28:41.539
12	1:26.731	+4.173	15:30:08.270
13	1:34.649	+12.091	15:31:42.919
14	1:32.427	+9.869	15:33:15.346
15	1:30.755	+8.197	15:34:46.101
16	1:27.134	+4.576	15:36:13.235
17	1:28.853	+6.295	15:37:42.088
18	1:27.742	+5.184	15:39:09.830
19	1:27.419	+4.861	15:40:37.249
20	1:27.452	+4.894	15:42:04.701
21	1:27.239	+4.681	15:43:31.940
22	1:27.687	+5.129	15:44:59.627
23	1:28.055	+5.497	15:46:27.682
24	1:30.701	+8.143	15:47:58.383
25	1:29.708	+7.150	15:49:28.091
26	1:28.038	+5.480	15:50:56.129
27	1:31.659	+9.101	15:52:27.788
28	1:27.847	+5.289	15:53:55.635
29	1:26.863	+4.305	15:55:22.498
30	1:27.499	+4.941	15:56:49.997
31	1:28.974	+6.416	15:58:18.971
32	1:29.374	+6.816	15:59:48.345
33	1:30.765	+8.207	16:01:19.110

Clerk of the Course - Sig

Time

Orbits 4

Chief Timekeeper - Ian Sharp (SMART)

www.amb-it.com

Weather

Track

www.mylaps.com

Times on smart-timing.co.uk & mylaps.com

Licensed to: SMART



# DDMC Race Meeting

V de V UK

Croft 2.100 Miles

Race 11

28/09/2008 14:55

Race (3:00:00 Time) started at 15:14:00

Lap	Lap Tm	Diff	Time of Day
56	1:26.079	+0.154	16:45:48.330
57	1:26.158	+0.233	16:47:14.488
58	1:26.139	+0.214	16:48:40.627
59	1:25.417	-0.508	16:50:06.044
60	6:22.088	+4:56.163	16:56:28.132
61	1:37.586	+11.661	16:58:05.718
62	1:29.205	+3.280	16:59:34.923
63	1:30.589	+4.664	17:01:05.512
64	1:30.484	+4.559	17:02:35.996
65	1:30.478	+4.553	17:04:06.474
66	1:29.519	+3.594	17:05:35.993
67	1:31.280	+5.355	17:07:07.273
68	1:29.926	+4.001	17:08:37.199
69	1:28.868	+2.943	17:10:06.067
70	1:30.308	+4.383	17:11:36.375
71	1:28.760	+2.835	17:13:05.135
72	1:28.857	+2.932	17:14:33.992
73	1:29.806	+3.881	17:16:03.798
74	1:28.571	+2.646	17:17:32.369
75	1:29.997	+4.072	17:19:02.366
76	1:28.657	+2.732	17:20:31.023
77	1:28.356	+2.431	17:21:59.379
78	1:28.337	+2.412	17:23:27.716
79	1:27.750	+1.825	17:24:55.466
80	1:29.482	+3.557	17:26:24.948
81	1:28.376	+2.451	17:27:53.324
82	1:29.183	+3.258	17:29:22.507
83	1:28.123	+2.198	17:30:50.630
84	1:29.698	+3.773	17:32:20.328
85	1:28.102	+2.177	17:33:48.430
86	1:28.484	+2.559	17:35:16.914
87	1:27.819	+1.894	17:36:44.733
88	2:36.403	+1:10.478	17:39:21.136
89	2:16.814	+50.889	17:41:37.950
90	1:31.085	+5.160	17:43:09.035
91	1:27.831	+1.906	17:44:36.866
92	1:27.172	+1.247	17:46:04.038
93	1:27.321	+1.396	17:47:31.359
94	1:27.270	+1.345	17:48:58.629
95	1:25.955	+0.030	17:50:24.584
96	1:26.318	+0.393	17:51:50.902
97	1:26.608	+0.683	17:53:17.510
98	1:26.549	+0.624	17:54:44.059
99	1:26.486	+0.561	17:56:10.545
100	1:26.942	+1.017	17:57:37.487
101	1:26.929	+1.004	17:59:04.416
102	1:27.444	+1.519	18:00:31.860
103	1:27.741	+1.816	18:01:59.601
104	1:28.800	+2.875	18:03:28.401
105	1:26.204	+0.279	18:04:54.605
106	1:26.562	+0.637	18:06:21.167
107	1:26.887	+0.962	18:07:48.054
108	1:27.639	+1.714	18:09:15.693
109	1:26.667	+0.742	18:10:42.360
110	1:27.005	+1.080	18:12:09.365
111	1:26.935	+1.010	18:13:36.300
112	1:26.696	+0.771	18:15:02.996

Lap	Lap Tm	Diff	Time of Day
8	1:22.693	+0.085	15:23:47.964
9	1:22.916	+0.308	15:25:10.880
10	1:22.864	+0.256	15:26:33.744
11	1:22.679	+0.071	15:27:56.423
12	1:22.881	+0.273	15:29:19.304
13	1:23.069	+0.461	15:30:42.373
14	1:22.871	+0.263	15:32:05.244
15	1:22.990	+0.382	15:33:28.234
16	1:23.089	+0.481	15:34:51.323
17	1:23.720	+1.112	15:36:15.043
18	1:23.100	+0.492	15:37:38.143
19	1:23.137	+0.529	15:39:01.280
20	1:22.608		15:40:23.888
21	1:23.089	+0.481	15:41:46.977
22	1:23.730	+1.122	15:43:10.707
23	1:23.610	+1.002	15:44:34.317
24	1:25.025	+2.417	15:45:59.342
25	1:23.188	+0.580	15:47:22.530
26	1:23.510	+0.902	15:48:46.040
27	1:23.718	+1.110	15:50:09.758
28	1:23.404	+0.796	15:51:33.162
29	1:23.509	+0.901	15:52:56.671
30	1:23.334	+0.726	15:54:20.005
31	1:23.359	+0.751	15:55:43.364
32	1:23.123	+0.515	15:57:06.487
33	1:24.940	+2.332	15:58:31.427

Lap	Lap Tm	Diff	Time of Day
-----	--------	------	-------------

(20) Matt MANDERSON / Peter HOBDAV

1			15:14:01.619
2	1:28.364	+5.756	15:15:29.983
3	1:23.344	+0.736	15:16:53.327
4	1:23.047	+0.439	15:18:16.374
5	1:23.141	+0.533	15:19:39.515
6	1:22.920	+0.312	15:21:02.435
7	1:22.836	+0.228	15:22:25.271

Clerk of the Course - Sig

Time

Orbits 4

Chief Timekeeper - Ian Sharp (SMART)

www.amb-it.com

Weather

Track

www.mylaps.com

Times on smart-timing.co.uk & mylaps.com

Licensed to: SMART

Printed: 29/09/2008 12:50:26

Page 7/7

# DDMC Race Meeting

# Lapchart


V de V UK

Croft 2.100 Miles

Race 11

28/09/2008 14:55

Race (3:00:00 Time) started at 15:14:00



Competitors	Laps																									
		1	2	3	4	5	6	7	8	9	10	11	12	13	14	15	16	17	18	19	20	21	22	23	24	25
Gareth HOWELL / Phil QUAIFE (96)	1	96	96	96	96	96	96	96	96	96	96	96	96	96	96	96	96	96	96	96	96	96	96	96	96	96
Ally McKEVER / Bryce WILSON (8)	2	8	8	8	8	8	8	8	11	11	11	11	11	11	11	11	11	11	11	11	11	11	11	11	11	
Charles HOLLINGS / Chris RANDELL	3	11	11	11	11	11	11	11	8	8	8	8	8	8	8	8	8	8	8	8	8	8	8	8	8	
Barry GATES / Anthony DUNN (99)	4	99	20	20	20	20	20	20	20	20	20	20	20	20	20	20	20	20	20	20	20	20	20	20	20	
Nick ADCOCK / Ivor McCULLOGH (2)	5	2	99	88	88	88	88	88	88	88	88	88	88	88	88	88	88	88	88	88	88	88	88	88	88	
Christopher BIALAN / Graham FENN	6	88	88	1	1	1	1	1	1	1	1	1	1	1	1	1	1	1	1	1	1	1	1	2	1	
Matt MANDERSON / Peter HOBDAV	7	20	1	99	99	24	2	2	2	2	2	2	2	2	2	2	2	2	2	2	2	2	2	1	2	
Sarah READER / Ryan HOOKER (24)	8	24	24	24	24	2	24	24	24	24	24	24	24	24	24	24	24	24	24	24	24	24	24	24	24	
Tony FREEMAN / Duncan WILLIAMS	9	1	5	5	5	5	5	5	5	5	5	5	5	5	5	5	5	5	5	5	5	5	5	5	5	
Amanda WHITAKER / Paul O'NEILL (	10	5	30	30	2	30	30	30	30	30	30	30	30	30	30	30	30	30	30	30	30	30	30	30	30	
Andy McKENNA / Paul LIVESEY (30)	11	30	2	2	30	99	99	99	99	99	99	99	99	99	99	99	99	99	99	99	99	99	99	99	99	

Clerk of the Course - Sig Time Orbits 4

Chief Timekeeper - Ian Sharp (SMART) www.amb-it.com

Weather Track www.mylaps.com

Times on smart-timing.co.uk & mylaps.com Licensed to: SMART

# DDMC Race Meeting

# Lapchart


V de V UK

Croft 2.100 Miles

Race 11

28/09/2008 14:55

Race (3:00:00 Time) started at 15:14:00



Competitors	Laps																								
	26	27	28	29	30	31	32	33	34	35	36	37	38	39	40	41	42	43	44	45	46	47	48	49	50
Gareth HOWELL / Phil QUAIFE (96)	1	96	11	11	11	11	11	11	11	11	11	11	11	11	11	11	11	11	11	11	11	11	11	11	11
Ally McKEVER / Bryce WILSON (8)	2	11	96	96	96	96	96	96	96	96	96	96	96	96	96	96	96	96	96	96	96	96	96	96	96
Charles HOLLINGS / Chris RANDELL	3	8	8	8	8	8	8	8	8	8	8	8	8	8	8	8	8	8	8	8	8	8	8	8	8
Barry GATES / Anthony DUNN (99)	4	20	20	20	20	20	20	20	88	88	88	88	88	88	88	88	88	88	88	88	88	88	88	88	88
Nick ADCOCK / Ivor McCULLOGH (2)	5	88	88	88	88	88	88	88	1	1	1	1	1	1	1	1	1	1	1	1	1	1	1	1	
Christopher BIALAN / Graham FENN	6	1	1	1	1	1	1	1	2	2	2	2	2	2	2	2	2	24	24	24	24	24	24	24	
Matt MANDERSON / Peter HOBDAV	7	2	2	2	2	2	2	2	24	24	24	24	24	24	24	24	24	5	5	5	5	5	5	5	
Sarah READER / Ryan HOOKER (24)	8	24	24	24	24	24	24	24	5	5	5	5	5	5	5	5	5	2	2	2	2	2	2	2	
Tony FREEMAN / Duncan WILLIAMS	9	5	5	5	5	5	5	5	30	30	99	99	99	99	99	99	99	99	99	99	99	99	99	99	
Amanda WHITAKER / Paul O'NEILL (	10	30	30	30	30	30	30	30	99	99	30	30	30	30	30	30	30	30	30	30	30	30	30	30	
Andy McKENNA / Paul LIVESEY (30)	11	99	99	99	99	99	99	99	99	99	99	99	99	99	99	99	99	99	99	99	99	99	99	99	

Clerk of the Course - Sig Time Orbits 4

Chief Timekeeper - Ian Sharp (SMART) www.amb-it.com

Weather Track www.mylaps.com

Times on smart-timing.co.uk & mylaps.com Licensed to: SMART

# DDMC Race Meeting

# Lapchart


V de V UK

Croft 2.100 Miles

Race 11

28/09/2008 14:55

Race (3:00:00 Time) started at 15:14:00



Competitors	Laps																									
	51	52	53	54	55	56	57	58	59	60	61	62	63	64	65	66	67	68	69	70	71	72	73	74	75	
Gareth HOWELL / Phil QUAIFE (96)	1	11	11	11	11	11	11	11	11	11	11	11	11	11	11	11	11	11	11	11	11	11	96	96	96	96
Ally McKEVER / Bryce WILSON (8)	2	96	96	96	96	96	96	96	96	96	96	96	96	96	96	96	96	96	96	96	96	96	11	11	11	11
Charles HOLLINGS / Chris RANDELL	3	8	8	8	8	8	8	8	88	1	1	1	1	1	1	1	1	1	1	1	1	1	1	8	8	
Barry GATES / Anthony DUNN (99)	4	88	88	88	88	88	88	88	1	8	8	8	8	8	8	8	8	8	8	8	8	8	8	88	88	
Nick ADCOCK / Ivor McCULLOGH (2)	5	1	1	1	1	1	1	1	8	24	24	88	88	88	88	88	88	88	88	88	88	88	88	1	1	
Christopher BIALAN / Graham FENN	6	24	24	24	24	24	24	24	88	88	24	24	24	24	24	24	24	24	24	24	24	24	24	24	24	
Matt MANDERSON / Peter HOBDAV	7	5	5	5	5	5	5	5	5	5	5	5	5	5	5	5	5	5	5	5	5	5	5	5	5	
Sarah READER / Ryan HOOKER (24)	8	2	2	2	2	2	2	2	2	2	2	2	2	2	2	2	2	2	2	2	2	2	2	2	2	
Tony FREEMAN / Duncan WILLIAMS	9	99	99	99	99	99	99	99	99	99	99	99	99	99	99	99	99	99	99	99	99	99	99	99	99	
Amanda WHITAKER / Paul O'NEILL (	10	30	30	30	30	30	30	30	30	30	30	30	30	30	30	30	30	30	30	30	30	30	30	30	30	
Andy McKENNA / Paul LIVESEY (30)	11																									

Clerk of the Course - Sig Time Orbits 4

Chief Timekeeper - Ian Sharp (SMART) www.amb-it.com

Weather Track www.mylaps.com

Times on smart-timing.co.uk & mylaps.com Licensed to: SMART



# DDMC Race Meeting

# Lapchart


V de V UK

Croft 2.100 Miles

Race 11

28/09/2008 14:55

Race (3:00:00 Time) started at 15:14:00



Competitors	Laps																								
	76	77	78	79	80	81	82	83	84	85	86	87	88	89	90	91	92	93	94	95	96	97	98	99	100
Gareth HOWELL / Phil QUAIFE (96)	1	96	96	96	96	96	96	96	96	96	96	96	96	96	96	96	96	96	96	96	96	96	96	96	96
Ally McKEVER / Bryce WILSON (8)	2	11	11	11	11	11	11	11	11	11	11	11	11	11	11	11	11	11	11	11	11	11	11	11	11
Charles HOLLINGS / Chris RANDELL	3	8	8	8	8	8	8	8	8	8	8	8	8	8	8	8	8	8	8	8	8	8	8	8	88
Barry GATES / Anthony DUNN (99)	4	88	88	88	88	88	88	88	88	88	88	88	88	88	88	88	88	88	88	88	88	88	88	88	8
Nick ADCOCK / Ivor McCULLOGH (2)	5	1	1	1	1	1	1	1	1	1	1	1	1	1	1	1	1	1	1	1	1	1	1	1	1
Christopher BIALAN / Graham FENN	6	24	24	24	24	24	24	24	24	24	24	24	24	24	24	24	24	24	24	24	24	24	24	24	24
Matt MANDERSON / Peter HOBDAV	7	5	5	5	5	5	5	5	5	5	5	5	5	5	5	5	5	5	5	5	5	5	2	2	2
Sarah READER / Ryan HOOKER (24)	8	2	2	2	2	2	2	2	2	2	2	2	2	2	2	2	2	2	2	2	2	5	5	5	5
Tony FREEMAN / Duncan WILLIAMS	9	99	99	99	99	99	99	99	99	99	99	99	99	99	99	99	99	99	99	99	99	99	99	99	99
Amanda WHITAKER / Paul O'NEILL (	10	30	30	30	30	30	30	30	30	30	30	30	30	30	30	30	30	30	30	30	30	30	30	30	30
Andy McKENNA / Paul LIVESEY (30)	11																								

Clerk of the Course - Sig Time Orbits 4

Chief Timekeeper - Ian Sharp (SMART) www.amb-it.com

Weather Track www.mylaps.com

Times on smart-timing.co.uk & mylaps.com Licensed to: SMART

# DDMC Race Meeting

# Lapchart


V de V UK

Croft 2.100 Miles

Race 11

28/09/2008 14:55

Race (3:00:00 Time) started at 15:14:00




Competitors	Laps																								
	101	102	103	104	105	106	107	108	109	110	111	112	113	114	115	116	117	118	119	120	121	122	123	124	125
Gareth HOWELL / Phil QUAIFE (96)	1	96	96	96	96	96	96	96	96	96	96	96	96	96	96	96	96	96	96	96	96	96	96	96	96
Ally McKEVER / Bryce WILSON (8)	2	11	11	11	11	11	11	11	11	88	88	88	88	88	88	88	88	88	88	88	88	88	88	88	88
Charles HOLLINGS / Chris RANDELL	3	88	88	88	88	88	88	88	88	11	11	11	11	11	11	11	11	11	11	11	11	11	11	11	11
Barry GATES / Anthony DUNN (99)	4	1	1	24	24	24	24	24	24	24	24	24	24	24	24	24	24	24	24	24	24	24	24	24	24
Nick ADCOCK / Ivor McCULLOGH (2)	5	24	24	1	1	1	1	1	1	1	1	1	1	1	1	1	1	1	1	1	1	1	1	1	1
Christopher BIALAN / Graham FENN	6	8	8	8	8	8	8	8	8	8	8	8	8	8	8	8	8	8	8	8	8	8	8	8	8
Matt MANDERSON / Peter HOBDAV	7	2	2	2	2	2	2	2	2	2	2	2	2	2	2	2	2	2	2	2	2	2	2	2	2
Sarah READER / Ryan HOOKER (24)	8	5	5	5	5	5	5	5	5	5	5	5	5	5	5	5	5	5	5	5	5	5	5	5	5
Tony FREEMAN / Duncan WILLIAMS	9	99	99	99	99	99	99	99	99	99	99	99	99	99	99	99	99	99	99	99	99	99	99	99	99
Amanda WHITAKER / Paul O'NEILL (	10	30	30	30	30	30	30	30	30	30	30	30	30	30	30	30	30	30	30	30	30	30	30	30	30
Andy McKENNA / Paul LIVESEY (30)	11																								

Clerk of the Course - Sig Time Orbits 4

Chief Timekeeper - Ian Sharp (SMART) www.amb-it.com

Weather Track www.mylaps.com

Times on smart-timing.co.uk & mylaps.com Licensed to: SMART

**V de V UK****Croft 2.100 Miles****Race 11****28/09/2008 14:55****Race (3:00:00 Time) started at 15:14:00**

Competitors	Laps	
	126	127
Gareth HOWELL / Phil QUAIFE (96)	1 <u>96</u>	<u>96</u>
Ally McKEVER / Bryce WILSON (8)	2 <u>88</u>	<u>88</u>
Charles HOLLINGS / Chris RANDELI	3 <u>11</u>	
Barry GATES / Anthony DUNN (99)	4 <u>24</u>	
Nick ADCOCK / Ivor McCULLOGH (2)	5	
Christopher BIALAN / Graham FENN	6	
Matt MANDERSON / Peter HOBDAV	7	
Sarah READER / Ryan HOOKER (24)	8	
Tony FREEMAN / Duncan WILLIAMS	9	
Amanda WHITAKER / Paul O'NEILL (	10	
Andy McKENNA / Paul LIVESEY (30)	11	