

Knockhill

29th June 2008



S.M.A.R.T.

Scottish Motorsports Automatic Race Timing

Ravenslea, Melrose Road, Galashiels, TD1 2AT

Telephone : 01896 – 752447

Scottish Classic Sports & Saloons

Knockhill 1.280 Miles

Practice 1

29/06/2008 08:30

Practice started at 8:32:03

Pos	No.	Name	Make/Model	CC	Class Code	Laps	Best Tm	Diff n Lap	Best Spd	2nd Best
1	25	Willie ROBERTSON	Datsun 240Z	2393	CSSD	8	1:01.268			
2	4	Stan BERNARD	Porsche 911	2994	CSSD	8	1:01.523	0.255	6	74.899
3	3	Adam BERNARD	Porsche 911	2687	CSSD	7	1:02.084	0.816	7	74.222
4	2	Oilly ROSS	Lotus Europa	1600	CSSC	7	1:02.270	1.002	7	74.000
5	77	Tommy GILMARTIN	Ford Capri	3000	CSSD	7	1:02.808	1.540	7	73.366
6	21	Jimmy CROW	Ford Escort	2000	CSSC	7	1:02.810	1.542	7	73.364
7	5	Matthew GORDON	Porsche 911	2700	CSSD	7	1:03.824	2.556	7	72.199
8	31	Kenny ALLEN	Lotus Elan	1558	CSSC	7	1:03.950	2.682	6	72.056
9	15	Donald LAIRD	Lotus Elan	1558	CSSC	7	1:04.644	3.376	6	71.283
10	66	Ian LONGFORD	Ford Escort	2000	CSSC	7	1:05.782	4.514	6	70.050
11	29	Richard MERRELL	Alfa GTJ	1995	SCCC	7	1:05.829	4.561	6	70.000
12	41	Grant ALLAN	Porsche 911	2993	CSSD	7	1:06.342	5.074	6	69.458
13	40	Derek HASTINGS	Lotus Elan+2	1558	CSSC	7	1:06.522	5.254	6	69.270
14	6	George LEITCH	Mini Ogle	1293	CSSB	7	1:06.538	5.270	6	69.254
15	11	Ian MORTON	MG Midget	1380	CSSB	7	1:07.643	6.375	7	68.122
16	16	Colin BEVERIDGE	Alfa Sud	1490	CSSB	7	1:08.595	7.327	7	67.177
17	32	Roger CARDEN	TVR 3000	2994	CSSD	7	1:08.953	7.685	7	66.828
18	34	Ian MILLER	Alfa Romeo	2000	CSSC	3	1:12.688	11.420	3	63.394
19	14	Tim REID	Alfa Romeo Guiletta	1598	CSSC	6	1:13.052	11.784	6	63.078

Clerk of the Course

Sig.

Time

Orbits 4

Chief Timekeeper - Ian Sharp

www.amb-it.com

Weather

Track

www.mylaps.com

Results available on smart-timing.co.ukS

Licensed to: SMART

SMRC Summer Club Race Meeting

Scottish Classic Sports & Saloons

Knockhill 1.280 Miles

Practice 1

29/06/2008 08:30

Practice started at 8:32:03

Lap	Lap Tm	Diff	Time of Day
(25) Willie ROBERTSON			
1			8:33:35.641
2	1:04.397	+3.129	8:34:40.038
3	1:03.907	+2.639	8:35:43.945
4	1:02.742	+1.474	8:36:46.687
5	1:02.144	+0.876	8:37:48.831
6	1:03.061	+1.793	8:38:51.892
7	1:01.268		8:39:53.160
8	1:02.691	+1.423	8:40:55.851

Lap	Lap Tm	Diff	Time of Day
(4) Stan BERNARD			
1			8:33:42.274
2	1:05.838	+4.315	8:34:48.112
3	1:04.259	+2.736	8:35:52.371
4	1:02.951	+1.428	8:36:55.322
5	1:03.126	+1.603	8:37:58.448
6	1:01.523		8:38:59.971
7	1:02.834	+1.311	8:40:02.805
8	1:05.018	+3.495	8:41:07.823

Lap	Lap Tm	Diff	Time of Day
(3) Adam BERNARD			
1			8:33:50.277
2	1:07.016	+4.932	8:34:57.293
3	1:11.049	+8.965	8:36:08.342
4	1:09.539	+7.455	8:37:17.881
5	1:03.962	+1.878	8:38:21.843
6	1:03.308	+1.224	8:39:25.151
7	1:02.084		8:40:27.235

Lap	Lap Tm	Diff	Time of Day
(2) Olly ROSS			
1			8:33:59.129
2	1:06.729	+4.459	8:35:05.858
3	1:05.455	+3.185	8:36:11.313
4	1:03.780	+1.510	8:37:15.093
5	1:02.644	+0.374	8:38:17.737
6	1:02.886	+0.616	8:39:20.623
7	1:02.270		8:40:22.893

Lap	Lap Tm	Diff	Time of Day
(77) Tommy GILMARTIN			
1			8:33:52.684
2	1:07.470	+4.662	8:35:00.154
3	1:06.931	+4.123	8:36:07.085
4	1:05.615	+2.807	8:37:12.700
5	1:09.792	+6.984	8:38:22.492
6	1:09.935	+7.127	8:39:32.427
7	1:02.808		8:40:35.235

Lap	Lap Tm	Diff	Time of Day
(21) Jimmy CROW			
1			8:34:16.626
2	1:07.682	+4.872	8:35:24.308
3	1:05.851	+3.041	8:36:30.159
4	1:03.388	+0.578	8:37:33.547
5	1:04.979	+2.169	8:38:38.526
6	1:03.440	+0.630	8:39:41.966
7	1:02.810		8:40:44.776

Lap	Lap Tm	Diff	Time of Day
(5) Matthew GORDON			
1			8:33:44.017
2	1:09.697	+5.873	8:34:53.714
3	1:06.857	+3.033	8:36:00.571

Lap	Lap Tm	Diff	Time of Day
4	1:06.364	+2.540	8:37:06.935
5	1:04.908	+1.084	8:38:11.843
6	1:04.407	+0.583	8:39:16.250
7	1:03.824		8:40:20.074

Lap	Lap Tm	Diff	Time of Day
(31) Kenny ALLEN			
1			8:33:47.119
2	1:09.108	+5.158	8:34:56.227
3	1:08.173	+4.223	8:36:04.400
4	1:07.422	+3.472	8:37:11.822
5	1:05.102	+1.152	8:38:16.924
6	1:03.950		8:39:20.874
7	1:04.692	+0.742	8:40:25.566

Lap	Lap Tm	Diff	Time of Day
(15) Donald LAIRD			
1			8:33:57.448
2	1:07.472	+2.828	8:35:04.920
3	1:06.874	+2.230	8:36:11.794
4	1:07.171	+2.527	8:37:18.965
5	1:04.703	+0.059	8:38:23.668
6	1:04.644		8:39:28.312
7	1:04.777	+0.133	8:40:33.089

Lap	Lap Tm	Diff	Time of Day
(66) Ian LONGFORD			
1			8:34:17.747
2	1:09.270	+3.488	8:35:27.017
3	1:10.583	+4.801	8:36:37.600
4	1:07.211	+1.429	8:37:44.811
5	1:07.166	+1.384	8:38:51.977
6	1:05.782		8:39:57.759
7	1:05.885	+0.103	8:41:03.644

Lap	Lap Tm	Diff	Time of Day
(29) Richard MERRELL			
1			8:33:30.188
2	1:08.762	+2.933	8:34:38.950
3	1:08.965	+3.136	8:35:47.915
4	1:06.584	+0.755	8:36:54.499
5	1:07.660	+1.831	8:38:02.159
6	1:05.829		8:39:07.988
7	1:43.645	+37.816	8:40:51.633

Lap	Lap Tm	Diff	Time of Day
(41) Grant ALLAN			
1			8:34:19.322
2	1:11.663	+5.321	8:35:30.985
3	1:10.161	+3.819	8:36:41.146
4	1:07.074	+0.732	8:37:48.220
5	1:07.980	+1.638	8:38:56.200
6	1:06.342		8:40:02.542
7	1:07.473	+1.131	8:41:10.015

Lap	Lap Tm	Diff	Time of Day
(40) Derek HASTINGS			
1			8:34:02.327
2	1:10.323	+3.801	8:35:12.650
3	1:09.091	+2.569	8:36:21.741
4	1:07.811	+1.289	8:37:29.552
5	1:07.337	+0.815	8:38:36.889
6	1:06.522		8:39:43.411
7	1:07.270	+0.748	8:40:50.681

Lap	Lap Tm	Diff	Time of Day
(6) George LEITCH			
1			8:34:01.104

Lap	Lap Tm	Diff	Time of Day
2	1:12.503	+5.965	8:35:13.607
3	1:10.118	+3.580	8:36:23.725
4	1:08.540	+2.002	8:37:32.265
5	1:08.749	+2.211	8:38:41.014
6	1:06.538		8:39:47.552
7	1:07.010	+0.472	8:40:54.562

Lap	Lap Tm	Diff	Time of Day
(11) Ian MORTON			
1			8:34:13.403
2	1:12.615	+4.972	8:35:26.018
3	1:10.071	+2.428	8:36:36.089
4	1:08.553	+0.910	8:37:44.642
5	1:09.670	+2.027	8:38:54.312
6	1:09.751	+2.108	8:40:04.063
7	1:07.643		8:41:11.706

Lap	Lap Tm	Diff	Time of Day
(16) Colin BEVERIDGE			
1			8:33:39.741
2	1:10.447	+1.852	8:34:50.188
3	1:11.196	+2.601	8:36:01.384
4	1:08.621	+0.026	8:37:10.005
5	1:08.674	+0.079	8:38:18.679
6	1:09.435	+0.840	8:39:28.114
7	1:08.595		8:40:36.709

Lap	Lap Tm	Diff	Time of Day
(32) Roger GARDEN			
1			8:34:07.139
2	1:15.426	+6.473	8:35:22.565
3	1:10.874	+1.921	8:36:33.439
4	1:09.936	+0.983	8:37:43.375
5	1:09.492	+0.539	8:38:52.867
6	1:09.157	+0.204	8:40:02.024
7	1:08.953		8:41:10.977

Lap	Lap Tm	Diff	Time of Day
(34) Ian MILLER			
1			8:38:07.065
2	1:13.306	+0.617	8:39:20.371
3	1:12.688		8:40:33.060

Lap	Lap Tm	Diff	Time of Day
(14) Tim REID			
1			8:34:06.525
2	1:18.700	+5.648	8:35:25.225
3	1:16.927	+3.875	8:36:42.152
4	1:15.178	+2.126	8:37:57.330
5	1:13.515	+0.463	8:39:10.845
6	1:13.052		8:40:23.897

Clerk of the Course Sig.

Time

Orbits 4

Chief Timekeeper - Ian Sharp

www.amb-it.com

Weather Track

www.mylaps.com

Results available on smart-timing.co.ukS

Licensed to: SMART

SMRC Summer Club Race Meeting

Scottish Classic Sports & Saloons

Knockhill 1.280 Miles

Race 1 - First Race

29/06/2008 10:00

Race (10 Laps) started at 10:20:55

POLE POSITION

2
4 Stan BERNARD
1:01.523

1
25 Willie ROBERTSON
1:01.268

1

4
2 Olly ROSS
1:02.270

3
3 Adam BERNARD
1:02.084

2

6
21 Jimmy CROW
1:02.810

5
77 Tommy GILMARTIN
1:02.808

3

8
31 Kenny ALLEN
1:03.950

7
5 Matthew GORDON
1:03.824

4

10
66 Ian LONGFORD
1:05.782

9
15 Donald LAIRD
1:04.644

5

12
41 Grant ALLAN
1:06.342

11
29 Richard MERRELL
1:05.829

6

14
6 George LEITCH
1:06.538

13
40 Derek HASTINGS
1:06.522

7

16
16 Colin BEVERIDGE
1:08.595

15
11 Ian MORTON
1:07.643

8

18
34 Ian MILLER
1:12.688

17
32 Roger CARDEN
1:08.953

9

19
14 Tim REID
1:13.052

10

Clerk of the Course

Sig.

Time

Orbits 4

Chief Timekeeper - Ian Sharp

www.amb-it.com

Weather

Track

www.mylaps.com

Results available on smart-timing.co.ukS

Licensed to: SMART

SMRC Summer Club Race Meeting

Sorted on Best Lap time

Scottish Sports & Saloon Championship

Knockhill 1.280 Miles

Practice 2

29/06/2008 08:45

Practice started at 8:44:14

Pos	No.	Name	Make/Model	CC	Class	Coc	Laps	Best Tm	Diff 1 Lap	Best Spd	2nd Best	
1	1	Andrew GALLACHER	Ford Focus	2000T	SSA		6	53.265		5	86.511	53.613
2	7	Charlie SHAW	Ford Focus	2000T	SSA		7	53.516	0.251	5	86.105	54.004
3	16	Colin SIMPSON	Marcos Mantis	4600	SSA		9	54.207	0.942	7	85.007	54.318
4	88	Ian DONALDSON	Lamborghini Gallara	5000	SSA		9	54.426	1.161	5	84.665	54.652
5	70	Stewart WHYTE	Honda Accord	2000T	SSA		9	54.894	1.629	5	83.944	54.981
6	44	Bob LYONS	Porsche 996	3600	SSA		9	54.942	1.677	4	83.870	55.123
7	56	Tommy DREELAN	Porsche 997	3900	SSA		9	55.248	1.983	5	83.406	55.346
8	78	David HEADEN	Caterham R400	2296	SSA		9	55.641	2.376	5	82.817	55.772
9	21	Peter TADDEI	Ford Fiesta ZT	2100	SSA		7	58.746	5.481	6	78.439	58.755
10	26	Garry WATSON	Westfield	1800	SSD		8	58.778	5.513	8	78.397	59.194
11	36	Matt COLLINS	Peugeot 306	1998	SSA		7	59.652	6.387	5	77.248	59.945
12	63	Linda WHITE	Caterham CSR	2300	SSA		8	1:00.236	6.971	6	76.499	1:00.579
13	96	Brian O'CONNOR	Ford Escort Cosworth	2000T	SSA		3	1:01.144	7.879	3	75.363	1:03.099
14	29	Robert DRUMMOND	Ford Escort Cosworth	2000T	SSA		3	1:03.664	10.399	3	72.380	1:14.184
15	6	John NATHAN	Ford Escort	1800T	SSA		7	1:08.062	14.797	6	67.703	1:08.777

Clerk of the Course Sig. Time

Orbits 4

Chief Timekeeper - Ian Sharp

www.amb-it.com

Weather Track

www.mylaps.com

Results available on smart-timing.co.ukS

Licensed to: SMART

Printed: 30/06/2008 12:39:15

SMRC Summer Club Race Meeting

Scottish Sports & Saloon Championship

Knockhill 1.280 Miles

Practice 2

29/06/2008 08:45

Practice started at 8:44:14

Lap	Lap Tm	Diff	Time of Day
(1) Andrew GALLACHER			
1			8:47:55.066
2	56.186	+2.921	8:48:51.252
3	53.613	+0.348	8:49:44.865
4	54.336	+1.071	8:50:39.201
5	53.265		8:51:32.466
6	1:01.751	+8.486	8:52:34.217

Lap	Lap Tm	Diff	Time of Day
(7) Charlie SHAW			
1			8:46:30.067
2	1:58.295	+1:04.779	8:48:28.362
3	55.601	+2.085	8:49:23.963
4	54.376	+0.860	8:50:18.339
5	53.516		8:51:11.855
6	54.004	+0.488	8:52:05.859
7	55.270	+1.754	8:53:01.129

Lap	Lap Tm	Diff	Time of Day
(16) Colin SIMPSON			
1			8:45:52.936
2	1:00.208	+6.001	8:46:53.144
3	56.647	+2.440	8:47:49.791
4	55.593	+1.386	8:48:45.384
5	54.318	+0.111	8:49:39.702
6	57.023	+2.816	8:50:36.725
7	54.207		8:51:30.932
8	54.855	+0.648	8:52:25.787
9	54.392	+0.185	8:53:20.179

Lap	Lap Tm	Diff	Time of Day
(88) Ian DONALDSON			
1			8:45:54.749
2	1:04.942	+10.516	8:46:59.691
3	56.722	+2.296	8:47:56.413
4	55.918	+1.492	8:48:52.331
5	54.426		8:49:46.757
6	54.652	+0.226	8:50:41.409
7	54.753	+0.327	8:51:36.162
8	55.311	+0.885	8:52:31.473
9	54.931	+0.505	8:53:26.404

Lap	Lap Tm	Diff	Time of Day
(70) Stewart WHYTE			
1			8:45:54.562
2	1:02.339	+7.445	8:46:56.901
3	56.090	+1.196	8:47:52.991
4	56.670	+1.776	8:48:49.661
5	54.894		8:49:44.555
6	56.131	+1.237	8:50:40.686
7	54.981	+0.087	8:51:35.667
8	55.031	+0.137	8:52:30.698
9	1:07.134	+12.240	8:53:37.832

Lap	Lap Tm	Diff	Time of Day
(44) Bob LYONS			
1			8:45:49.526
2	58.925	+3.983	8:46:48.451
3	57.382	+2.440	8:47:45.833
4	54.942		8:48:40.775
5	55.123	+0.181	8:49:35.898
6	1:01.370	+6.428	8:50:37.268
7	56.013	+1.071	8:51:33.281
8	56.796	+1.854	8:52:30.077
9	55.698	+0.756	8:53:25.775

Lap	Lap Tm	Diff	Time of Day
(56) Tommy DREELAN			
1			8:45:46.085
2	1:00.710	+5.462	8:46:46.795
3	57.657	+2.409	8:47:44.452

Lap	Lap Tm	Diff	Time of Day
4	55.807	+0.559	8:48:40.259
5	55.248		8:49:35.507
6	56.640	+1.392	8:50:32.147
7	56.077	+0.829	8:51:28.224
8	55.373	+0.125	8:52:23.597
9	55.346	+0.098	8:53:18.943

Lap	Lap Tm	Diff	Time of Day
(78) David HEADEN			
1			8:45:42.696
2	58.361	+2.720	8:46:41.057
3	59.139	+3.498	8:47:40.196
4	55.772	+0.131	8:48:35.968
5	55.641		8:49:31.609
6	59.505	+3.864	8:50:31.114
7	58.064	+2.423	8:51:29.178
8	57.852	+2.211	8:52:27.030
9	56.193	+0.552	8:53:23.223

Lap	Lap Tm	Diff	Time of Day
(21) Peter TADDEI			
1			8:45:51.623
2	1:08.112	+9.366	8:46:59.735
3	1:04.290	+5.544	8:48:04.025
4	59.407	+0.661	8:49:03.432
5	58.755	+0.009	8:50:02.187
6	58.746		8:51:00.933
7	1:14.059	+15.313	8:52:14.992

Lap	Lap Tm	Diff	Time of Day
(26) Garry WATSON			
1			8:45:52.516
2	1:06.938	+8.160	8:46:59.454
3	1:00.519	+1.741	8:47:59.973
4	59.737	+0.959	8:48:59.710
5	59.194	+0.416	8:49:58.904
6	59.796	+1.018	8:50:58.700
7	59.787	+1.009	8:51:58.487
8	58.778		8:52:57.265

Lap	Lap Tm	Diff	Time of Day
(36) Matt COLLINS			
1			8:45:54.317
2	1:13.236	+13.584	8:47:07.553
3	1:04.820	+5.168	8:48:12.373
4	59.945	+0.293	8:49:12.318
5	59.652		8:50:11.970
6	1:06.293	+6.641	8:51:18.263
7	1:10.156	+10.504	8:52:28.419

Lap	Lap Tm	Diff	Time of Day
(63) Linda WHITE			
1			8:45:44.646
2	1:03.180	+2.944	8:46:47.826
3	1:02.854	+2.618	8:47:50.680
4	1:01.613	+1.377	8:48:52.293
5	1:00.772	+0.536	8:49:53.065
6	1:00.236		8:50:53.301
7	1:01.096	+0.860	8:51:54.397
8	1:00.579	+0.343	8:52:54.976

Lap	Lap Tm	Diff	Time of Day
(96) Brian O'CONNOR			
1			8:50:41.006
2	1:03.099	+1.955	8:51:44.105
3	1:01.144		8:52:45.249

Lap	Lap Tm	Diff	Time of Day
(29) Robert DRUMMOND			
1			8:51:17.039
2	1:14.184	+10.520	8:52:31.223
3	1:03.664		8:53:34.887

Clerk of the Course Sig.

Time

Orbits 4

Chief Timekeeper - Ian Sharp

www.amb-it.com

Weather

Track

www.mylaps.com

Results available on smart-timing.co.uk

Licensed to: SMART

Printed: 30/06/2008 12:41:01

SMRC Summer Club Race Meeting

Scottish Sports & Saloon Championship

Race 2 - First Race

Race (10 Laps)

Knockhill 1.280 Miles

29/06/2008 10:30

POLE POSITION

2
7 Charlie SHAW
53.516

4
88 Ian DONALDSON
54.426

6
44 Bob LYONS
54.942

8
78 David HEADEN
55.641

10
26 Garry WATSON
58.778

12
63 Linda WHITE
1:00.236

14
29 Robert DRUMMOND
1:03.664

1
1 Andrew GALLACHER
53.265

3
16 Colin SIMPSON
54.207

5
70 Stewart WHYTE
54.894

7
56 Tommy DREELAN
55.248

9
21 Peter TADDEI
58.746

11
36 Matt COLLINS
59.652

13
96 Brian O'CONNOR
1:01.144

15
6 John NATHAN
1:08.062

1

2

3

4

5

6

7

8

Clerk of the Course Sig. Time

Chief Timekeeper - Ian Sharp

Weather Track

Results available on smart-timing.co.uk

Printed: 30/06/2008 12:41:57

Orbits 4

www.amb-it.com

www.mylaps.com

Licensed to: SMART

Scottish Legends Championship

Knockhill 1.280 Miles

Practice 3

29/06/2008 09:00

Practice started at 8:58:44

Pos	No.	Name	Make/Model	CC	Class Code	Laps	Best Tm	Diff n Lap	Best Spd	2nd Best	
1	68	Carol BROWN	Ford Coupe	1200	L	7	1:01.230		2	75.257	1:01.255
2	48	Tony CAIG	Chevy Sedan	1250	L	7	1:01.428	0.198	6	75.015	1:01.685
3	37	Alistair DOW	Ford Coupe	1250	L	7	1:01.777	0.547	6	74.591	1:02.062
4	70	David THORBURN	34 Ford Coupe	1200	L	3	1:01.864	0.634	2	74.486	1:16.504
5	23	Alistdair GAULD	Legend	1200	L	7	1:01.874	0.644	6	74.474	1:02.250
6	25	Pat HYNDS	34 Chevy	1250	L	7	1:02.111	0.881	6	74.190	1:03.069
7	13	Chris HYNDS	Legend	1250	L	7	1:02.233	1.003	6	74.044	1:02.828
8	28	Frank HYNDS	Ford Sedan	1250	L	7	1:02.251	1.021	6	74.023	1:02.380
9	18	Richard CROZIER	37 Chevy	1250	L	6	1:02.501	1.271	4	73.727	1:02.834
10	71	Alasdair THOM	Chevy Sedan	1250	L	7	1:02.895	1.665	6	73.265	1:04.159
11	26	Scott HYNDS	Chevy Sedan	1250	L	7	1:03.000	1.770	4	73.143	1:03.011
12	17	Stewart BLACK	Ford Sedan	1250	L	7	1:03.442	2.212	4	72.633	1:03.532
13	44	Andrew DONALD	Ford Sedan	1250	L	4	1:03.472	2.242	2	72.599	1:04.602
14	88	Jason OGG	34 Chevy Coupe	1250	L	7	1:03.558	2.328	3	72.501	1:03.559
15	10	Frank OGG	Legend	1250	L	7	1:03.748	2.518	6	72.285	1:04.618
16	07	Gordon MANN	37 Ford Sedan	1250	L	6	1:03.809	2.579	6	72.216	1:04.097
17	31	Aly HUNTER	Chevy Sedan	1250	L	7	1:04.055	2.825	5	71.938	1:04.247
18	27	Murray FORD	Ford Sedan	1250	L	7	1:04.489	3.259	6	71.454	1:04.501
19	60	Sandford IMRIE	37 Ford Sedan	1250	L	7	1:04.672	3.442	6	71.252	1:05.570
20	46	Colin ATKINSON	Ford 37 Coupe	1200	L	7	1:04.690	3.460	5	71.232	1:04.851
21	08	Graham SCOTT	Legend	1250	L	7	1:04.918	3.688	6	70.982	1:05.012
22	30	Errico PALAZZO	Ford Coupe	1250	L	7	1:05.393	4.163	6	70.466	1:05.455
23	80	Mervyn WILSON	Legend	1200	L	6	1:05.505	4.275	5	70.346	1:05.549
24	69	Gerard McCOSH	Ford Coupe	1250	L	4	1:10.756	9.526	3	65.125	1:14.142

Clerk of the Course

Sig.

Time

Orbits 4

Chief Timekeeper - Ian Sharp

www.amb-it.com

Weather

Track

www.mylaps.com

Results available on smart-timing.co.ukS

Licensed to: SMART

SMRC Summer Club Race Meeting

Scottish Legends Championship

Practice 3

Practice started at 8:58:44

Knockhill 1.280 Miles

29/06/2008 09:00

Lap	Lap Tm	Diff	Time of Day
(68) Carol BROWN			
1			9:00:03.603
2	1:01.230		9:01:04.833
3	1:02.598	+1.368	9:02:07.431
4	1:03.456	+2.226	9:03:10.887
5	1:02.704	+1.474	9:04:13.591
6	1:01.255	+0.025	9:05:14.846
7	1:01.337	+0.107	9:06:16.183
(48) Tony CAIG			
1			9:00:01.789
2	1:01.685	+0.257	9:01:03.474
3	1:04.152	+2.724	9:02:07.626
4	1:03.624	+2.196	9:03:11.250
5	1:02.953	+1.525	9:04:14.203
6	1:01.428		9:05:15.631
7	1:01.685	+0.257	9:06:17.316
(37) Alistair DOW			
1			9:00:04.007
2	1:02.062	+0.285	9:01:06.069
3	1:03.520	+1.743	9:02:09.589
4	1:02.351	+0.574	9:03:11.940
5	1:03.322	+1.545	9:04:15.262
6	1:01.777		9:05:17.039
7	1:02.149	+0.372	9:06:19.188
(70) David THORBURN			
1			9:00:00.393
2	1:01.864		9:01:02.257
3	1:16.504	+14.640	9:02:18.761
(23) Alistair GAULD			
1			9:00:00.887
2	1:02.250	+0.376	9:01:03.137
3	1:04.653	+2.779	9:02:07.790
4	1:03.827	+1.953	9:03:11.617
5	1:03.308	+1.434	9:04:14.925
6	1:01.874		9:05:16.799
7	1:02.953	+1.079	9:06:19.752
(25) Pat HYNDS			
1			9:00:25.138
2	1:05.440	+3.329	9:01:30.578
3	1:03.370	+1.259	9:02:33.948
4	1:03.254	+1.143	9:03:37.202
5	1:03.554	+1.443	9:04:40.756
6	1:02.111		9:05:42.867
7	1:03.069	+0.958	9:06:45.936
(13) Chris HYNDS			
1			9:00:26.549
2	1:04.978	+2.745	9:01:31.527
3	1:03.684	+1.451	9:02:35.211
4	1:02.828	+0.595	9:03:38.039
5	1:03.072	+0.839	9:04:41.111
6	1:02.233		9:05:43.344
7	1:02.905	+0.672	9:06:46.249
(28) Frank HYNDS			
1			9:00:16.691
2	1:05.288	+1.540	9:01:21.979

Lap	Lap Tm	Diff	Time of Day
1			9:00:25.743
2	1:04.874	+2.623	9:01:30.617
3	1:03.431	+1.180	9:02:34.048
4	1:02.627	+0.376	9:03:36.675
5	1:02.613	+0.362	9:04:39.288
6	1:02.251		9:05:41.539
7	1:02.380	+0.129	9:06:43.919
(18) Richard CROZIER			
1			9:01:32.455
2	1:03.847	+1.346	9:02:36.302
3	1:02.834	+0.333	9:03:39.136
4	1:02.501		9:04:41.637
5	1:05.062	+2.561	9:05:46.699
6	1:03.554	+1.053	9:06:50.253
(71) Alasdair THOM			
1			9:00:23.075
2	1:04.159	+1.264	9:01:27.234
3	1:04.478	+1.583	9:02:31.712
4	1:04.231	+1.336	9:03:35.943
5	1:04.197	+1.302	9:04:40.140
6	1:02.895		9:05:43.035
7	1:17.907	+15.012	9:07:00.942
(26) Scott HYNDS			
1			9:00:22.175
2	1:04.428	+1.428	9:01:26.603
3	1:03.736	+0.736	9:02:30.339
4	1:03.000		9:03:33.339
5	1:03.468	+0.468	9:04:36.807
6	1:03.144	+0.144	9:05:39.951
7	1:03.011	+0.011	9:06:42.962
(17) Stewart BLACK			
1			9:00:18.355
2	1:07.223	+3.781	9:01:25.578
3	1:03.967	+0.525	9:02:29.545
4	1:03.442		9:03:32.987
5	1:03.570	+0.128	9:04:36.557
6	1:03.532	+0.090	9:05:40.089
7	1:04.366	+0.924	9:06:44.455
(44) Andrew DONALD			
1			9:00:02.188
2	1:03.472		9:01:05.660
3	1:04.602	+1.130	9:02:10.262
4	1:20.194	+16.722	9:03:30.456
(88) Jason OGG			
1			9:00:32.553
2	1:06.105	+2.547	9:01:38.658
3	1:03.558		9:02:42.216
4	1:05.088	+1.530	9:03:47.304
5	1:03.559	+0.001	9:04:50.863
6	1:03.931	+0.373	9:05:54.794
7	1:04.172	+0.614	9:06:58.966
(10) Frank OGG			
1			9:00:16.691
2	1:05.288	+1.540	9:01:21.979

Lap	Lap Tm	Diff	Time of Day
3	1:05.865	+2.117	9:02:27.844
4	1:05.037	+1.289	9:03:32.881
5	1:04.914	+1.166	9:04:37.795
6	1:03.748		9:05:41.543
7	1:04.618	+0.870	9:06:46.161
(07) Gordon MANN			
1			9:00:26.811
2	1:08.352	+4.543	9:01:35.163
3	1:06.232	+2.423	9:02:41.395
4	1:38.111	+34.302	9:04:19.506
5	1:04.097	+0.288	9:05:23.603
6	1:03.809		9:06:27.412
(31) Aly HUNTER			
1			9:00:45.550
2	1:06.903	+2.848	9:01:52.453
3	1:04.878	+0.823	9:02:57.331
4	1:04.247	+0.192	9:04:01.578
5	1:04.055		9:05:05.633
6	1:04.830	+0.775	9:06:10.463
7	1:09.923	+5.868	9:07:20.386
(27) Murray FORD			
1			9:00:28.902
2	1:04.525	+0.036	9:01:33.427
3	1:04.501	+0.012	9:02:37.928
4	1:05.108	+0.619	9:03:43.036
5	1:04.793	+0.304	9:04:47.829
6	1:04.489		9:05:52.318
7	1:10.726	+6.237	9:07:03.044
(60) Sandford IMRIE			
1			9:00:17.170
2	1:06.490	+1.818	9:01:23.660
3	1:05.570	+0.898	9:02:29.230
4	1:06.008	+1.336	9:03:35.238
5	1:07.101	+2.429	9:04:42.339
6	1:04.672		9:05:47.011
7	1:05.760	+1.088	9:06:52.771
(46) Colin ATKINSON			
1			9:00:39.908
2	1:05.828	+1.138	9:01:45.736
3	1:05.302	+0.612	9:02:51.038
4	1:06.239	+1.549	9:03:57.277
5	1:04.690		9:05:01.967
6	1:04.851	+0.161	9:06:06.818
7	1:10.105	+5.415	9:07:16.923
(08) Graham SCOTT			
1			9:00:17.719
2	1:09.752	+4.834	9:01:27.471
3	1:08.574	+3.656	9:02:36.045
4	1:07.641	+2.723	9:03:43.686
5	1:05.012	+0.094	9:04:48.698
6	1:04.918		9:05:53.616
7	1:06.720	+1.802	9:07:00.336
(30) Errico PALAZZO			
1			9:00:40.971

Clerk of the Course Sig.

Time

Orbits 4

Chief Timekeeper - Ian Sharp

www.amb-it.com

Weather Track

www.mylaps.com

Results available on smart-timing.co.uk

Licensed to: SMART

Printed: 29/06/2008 20:32:36

SMRC Summer Club Race Meeting

Scottish Legends Championship

Knockhill 1.280 Miles

Practice 3

29/06/2008 09:00

Practice started at 8:58:44



Lap	Lap Tm	Diff	Time of Day
2	1:10.378	+4.985	9:01:51.349
3	1:06.461	+1.068	9:02:57.810
4	1:05.455	+0.062	9:04:03.265
5	1:05.723	+0.330	9:05:08.988
6	1:05.393		9:06:14.381
7	1:09.176	+3.783	9:07:23.557

(80) Mervyn WILSON

1			9:00:43.590
2	1:09.403	+3.898	9:01:52.993
3	1:05.950	+0.445	9:02:58.943
4	1:05.549	+0.044	9:04:04.492
5	1:05.505		9:05:09.997
6	1:06.237	+0.732	9:06:16.234

(69) Gerard McCOSH

1			9:00:43.052
2	1:14.142	+3.386	9:01:57.194
3	1:10.756		9:03:07.950
4	1:17.618	+6.862	9:04:25.568

Lap Lap Tm Diff Time of Day

Lap Lap Tm Diff Time of Day

Clerk of the Course

Sig.

Time

Orbits 4

Chief Timekeeper - Ian Sharp

www.amb-it.com

Weather

Track

www.mylaps.com

Results available on smart-timing.co.ukS

Licensed to: SMART

SMRC Summer Club Race Meeting

Sorted on Best Lap time

Scottish XR2 Championship

Knockhill 1.280 Miles

Practice 4

29/06/2008 09:15

Practice started at 9:12:11

Pos	No.	Name	Make/Model	CC	Class	Coc	Laps	Best Tm	Diff 1 Lap	Best Spd	2nd Best	
1	54	Sandy FORREST	Ford Fiesta ST	2000	FST		8	1:02.119		6	74.180	1:02.354
2	44	Gary MEIKLE	Ford Fiesta ST	2000	FST		7	1:02.732	0.613	7	73.455	1:03.169
3	35	David SLEIGH	Ford Fiesta XR2	1600	XRCN		7	1:03.780	1.661	7	72.248	1:04.338
4	80	Kenneth BREWSTER	Ford Fiesta ST	2000	FST		7	1:04.010	1.891	7	71.989	1:04.212
5	5	Peter CRUICKSHANK	Ford Fiesta XR2	1600	XRC		7	1:04.019	1.900	7	71.979	1:04.516
6	7	Charlie COPE	Ford Fiesta XR2	1600	XRC		7	1:04.226	2.107	6	71.747	1:05.735
7	19	Ian MUNRO	Ford Fiesta XR2	1600	XRC		7	1:04.273	2.154	7	71.694	1:04.472
8	24	Steven GRAY	Ford Fiesta XR2	1600	XRC		7	1:04.402	2.283	6	71.551	1:04.854
9	9	Derek McDOUGALL	Ford Fiesat XR2	1600	XRC		7	1:04.617	2.498	7	71.313	1:04.624
10	31	John SHERIDAN	Ford Fiesta XR2	1600	XRCN		7	1:04.923	2.804	6	70.976	1:04.972
11	8	Dave COLVILLE	Ford Fiesta XR2	1600	XRC		6	1:04.946	2.827	6	70.951	1:05.534
12	55	Ian FORREST	Ford Fiesta XR2	1600	XRC		7	1:05.021	2.902	7	70.869	1:05.427
13	20	Callum DRYBURGH	Ford Fiesta XR2	1800	XRC		7	1:05.029	2.910	7	70.861	1:05.064
14	39	Stuart WILSON	Ford Fiesta XR2	1600	XRCN		7	1:05.055	2.936	7	70.832	1:05.931
15	87	Steven BREWSTER	Ford Fiesta ST	2000	FST		7	1:05.064	2.945	5	70.823	1:05.084
16	25	Barry HOLMES	Ford Fiesta XR2	1600	XRC		7	1:05.103	2.984	7	70.780	1:05.152
17	32	Findlay ADAMS	Ford Fiesta XR2	1600	XRCN		4	1:05.262	3.143	4	70.608	1:06.575
18	82	Geraint JONES	Ford Fiesta XR2	1600	XRCN		6	1:05.312	3.193	4	70.554	1:05.337
19	43	David DRYBURGH	Ford Fiesta XR2	1600	XRC		7	1:05.343	3.224	6	70.520	1:05.352
20	68	Mike STRONG	Ford Fiesta XR2	1600	XRC		6	1:05.569	3.450	5	70.277	1:05.913
21	27	Stephen RUSSELL	Ford Fiesta XR2	1600	XRCN		7	1:05.700	3.581	7	70.137	1:06.562
22	76	Jason CALLAGHAN	Ford Fiesta XR2	1600	XRCN		7	1:06.134	4.015	5	69.677	1:06.242
23	81	David HEADEN	Ford Fiesta XR2	1600	XRC		7	1:06.795	4.676	7	68.987	1:07.003
24	85	Blair MURDOCH	Ford Fiesta XR2	1600	XRCN		7	1:07.294	5.175	6	68.476	1:07.376
25	98	Stuart HASTON	Ford Fiesta XR2	1600	XRCN		6	1:07.752	5.633	4	68.013	1:07.796
26	33	Chris PHILIP	Ford Fiesta XR2	1600	XRCN		7	1:07.922	5.803	6	67.843	1:08.036
27	74	Stewart ELKIN	Ford Fiesta XR2	1600	XRC		7	1:08.113	5.994	7	67.652	1:08.120
28	23	Fiona WALLACE	Ford Fiesta XR2	1600	XRCN		7	1:09.000	6.881	7	66.783	1:09.034
29	34	Stephen EMSLIE	Ford Fiesta XR2	1600	XRCN		5	1:09.416	7.297	4	66.382	1:09.684

Clerk of the Course Sig. Time

Orbits 4

Chief Timekeeper - Ian Sharp

www.amb-it.com

Weather Track

www.mylaps.com

Results available on smart-timing.co.ukS

Licensed to: SMART

Printed: 30/06/2008 12:46:16

SMRC Summer Club Race Meeting

Scottish XR2 Championship

Knockhill 1.280 Miles

Practice 4

29/06/2008 09:15

Practice started at 9:12:11

Lap	Lap Tm	Diff	Time of Day
(54) Sandy FORREST			
1			9:14:00.874
2	1:05.632	+3.513	9:15:06.506
3	1:03.449	+1.330	9:16:09.955
4	1:02.698	+0.579	9:17:12.653
5	1:02.354	+0.235	9:18:15.007
6	1:02.119		9:19:17.126
7	1:04.128	+2.009	9:20:21.254
8	1:02.466	+0.347	9:21:23.720

Lap	Lap Tm	Diff	Time of Day
(44) Gary MEIKLE			
1			9:14:38.804
2	1:24.942	+22.210	9:16:03.746
3	1:04.667	+1.935	9:17:08.413
4	1:04.771	+2.039	9:18:13.184
5	1:03.169	+0.437	9:19:16.353
6	1:05.327	+2.595	9:20:21.680
7	1:02.732		9:21:24.412

Lap	Lap Tm	Diff	Time of Day
(35) David SLEIGH			
1			9:14:04.468
2	1:07.891	+4.111	9:15:12.359
3	1:06.423	+2.643	9:16:18.782
4	1:04.665	+0.885	9:17:23.447
5	1:04.338	+0.558	9:18:27.785
6	1:05.164	+1.384	9:19:32.949
7	1:03.780		9:20:36.729

Lap	Lap Tm	Diff	Time of Day
(80) Kenneth BREWSTER			
1			9:14:09.678
2	1:14.226	+10.216	9:15:23.904
3	1:04.662	+0.652	9:16:28.566
4	1:04.212	+0.202	9:17:32.778
5	1:04.251	+0.241	9:18:37.029
6	1:04.421	+0.411	9:19:41.450
7	1:04.010		9:20:45.460

Lap	Lap Tm	Diff	Time of Day
(5) Peter CRUICKSHANK			
1			9:14:03.069
2	1:08.296	+4.277	9:15:11.365
3	1:05.060	+1.041	9:16:16.425
4	1:04.997	+0.978	9:17:21.422
5	1:04.516	+0.497	9:18:25.938
6	1:04.563	+0.544	9:19:30.501
7	1:04.019		9:20:34.520

Lap	Lap Tm	Diff	Time of Day
(7) Charlie COPE			
1			9:14:07.132
2	1:08.492	+4.266	9:15:15.624
3	1:06.566	+2.340	9:16:22.190
4	1:08.056	+3.830	9:17:30.246
5	1:05.735	+1.509	9:18:35.981
6	1:04.226		9:19:40.207
7	1:06.817	+2.591	9:20:47.024

Lap	Lap Tm	Diff	Time of Day
(19) Ian MUNRO			
1			9:14:05.919
2	1:08.322	+4.049	9:15:14.241
3	1:05.503	+1.230	9:16:19.744
4	1:04.586	+0.313	9:17:24.330
5	1:04.697	+0.424	9:18:29.027
6	1:04.472	+0.199	9:19:33.499
7	1:04.273		9:20:37.772

Lap	Lap Tm	Diff	Time of Day
(24) Steven GRAY			

Lap	Lap Tm	Diff	Time of Day
1			9:14:25.932
2	1:15.886	+11.484	9:15:41.818
3	1:06.342	+1.940	9:16:48.160
4	1:14.247	+9.845	9:18:02.407
5	1:04.854	+0.452	9:19:07.261
6	1:04.402		9:20:11.663
7	1:14.973	+10.571	9:21:26.636

Lap	Lap Tm	Diff	Time of Day
(9) Derek McDOUGALL			
1			9:14:05.909
2	1:11.575	+6.958	9:15:17.484
3	1:07.092	+2.475	9:16:24.576
4	1:05.171	+0.554	9:17:29.747
5	1:04.624	+0.007	9:18:34.371
6	1:09.099	+4.482	9:19:43.470
7	1:04.617		9:20:48.087

Lap	Lap Tm	Diff	Time of Day
(31) John SHERIDAN			
1			9:14:17.582
2	1:11.599	+6.676	9:15:29.181
3	1:07.050	+2.127	9:16:36.231
4	1:08.726	+3.803	9:17:44.957
5	1:05.266	+0.343	9:18:50.223
6	1:04.923		9:19:55.146
7	1:04.972	+0.049	9:21:00.118

Lap	Lap Tm	Diff	Time of Day
(8) Dave COLVILLE			
1			9:14:52.793
2	1:18.778	+13.832	9:16:11.571
3	1:06.599	+1.653	9:17:18.170
4	1:05.534	+0.588	9:18:23.704
5	1:05.650	+0.704	9:19:29.354
6	1:04.946		9:20:34.300

Lap	Lap Tm	Diff	Time of Day
(55) Ian FORREST			
1			9:14:01.997
2	1:07.077	+2.056	9:15:09.074
3	1:06.843	+1.822	9:16:15.917
4	1:07.376	+2.355	9:17:23.293
5	1:05.865	+0.844	9:18:29.158
6	1:05.427	+0.406	9:19:34.585
7	1:05.021		9:20:39.606

Lap	Lap Tm	Diff	Time of Day
(20) Callum DRYBURGH			
1			9:14:06.476
2	1:08.872	+3.843	9:15:15.348
3	1:05.970	+0.941	9:16:21.318
4	1:05.536	+0.507	9:17:26.854
5	1:05.067	+0.038	9:18:31.921
6	1:05.064	+0.035	9:19:36.985
7	1:05.029		9:20:42.014

Lap	Lap Tm	Diff	Time of Day
(39) Stuart WILSON			
1			9:14:20.985
2	1:12.185	+7.130	9:15:33.170
3	1:06.209	+1.154	9:16:39.379
4	1:07.129	+2.074	9:17:46.508
5	1:05.931	+0.876	9:18:52.439
6	1:05.981	+0.926	9:19:58.420
7	1:05.055		9:21:03.475

Lap	Lap Tm	Diff	Time of Day
(87) Steven BREWSTER			
1			9:14:07.954
2	1:09.315	+4.251	9:15:17.269
3	1:05.476	+0.412	9:16:22.745
4	1:05.631	+0.567	9:17:28.376

Lap	Lap Tm	Diff	Time of Day
5	1:05.064		9:18:33.440
6	1:05.084	+0.020	9:19:38.524
7	1:05.608	+0.544	9:20:44.132

Lap	Lap Tm	Diff	Time of Day
(25) Barry HOLMES			
1			9:14:04.221
2	1:08.976	+3.873	9:15:13.197
3	1:06.728	+1.625	9:16:19.925
4	1:05.740	+0.637	9:17:25.665
5	1:05.541	+0.438	9:18:31.206
6	1:05.152	+0.049	9:19:36.358
7	1:05.103		9:20:41.461

Lap	Lap Tm	Diff	Time of Day
(32) Findlay ADAMS			
1			9:17:48.292
2	1:07.081	+1.819	9:18:55.373
3	1:06.575	+1.313	9:20:01.948
4	1:05.262		9:21:07.210

Lap	Lap Tm	Diff	Time of Day
(82) Geraint JONES			
1			9:14:04.533
2	1:21.205	+15.893	9:15:25.738
3	1:05.337	+0.025	9:16:31.075
4	1:05.312		9:17:36.387
5	1:08.050	+2.738	9:18:44.437
6	1:49.184	+43.872	9:20:33.621

Lap	Lap Tm	Diff	Time of Day
(43) David DRYBURGH			
1			9:14:05.471
2	1:09.605	+4.262	9:15:15.076
3	1:06.571	+1.228	9:16:21.647
4	1:05.894	+0.551	9:17:27.541
5	1:05.352	+0.009	9:18:32.893
6	1:05.343		9:19:38.236
7	1:06.714	+1.371	9:20:44.950

Lap	Lap Tm	Diff	Time of Day
(68) Mike STRONG			
1			9:14:07.549
2	1:10.493	+4.924	9:15:18.042
3	1:07.101	+1.532	9:16:25.143
4	1:05.913	+0.344	9:17:31.056
5	1:05.569		9:18:36.625
6	1:16.184	+10.615	9:19:52.809

Lap	Lap Tm	Diff	Time of Day
(27) Stephen RUSSELL			
1			9:14:14.349
2	1:12.656	+6.956	9:15:27.005
3	1:10.773	+5.073	9:16:37.778
4	1:10.992	+5.292	9:17:48.770
5	1:07.731	+2.031	9:18:56.501
6	1:06.562	+0.862	9:20:03.063
7	1:05.700		9:21:08.763

Lap	Lap Tm	Diff	Time of Day
(76) Jason CALLAGHAN			
1			9:14:06.343
2	1:13.365	+7.231	9:15:19.708
3	1:06.804	+0.670	9:16:26.512
4	1:07.264	+1.130	9:17:33.776
5	1:06.134		9:18:39.910
6	1:06.389	+0.255	9:19:46.299
7	1:06.242	+0.108	9:20:52.541

Lap	Lap Tm	Diff	Time of Day
(81) David HEADEN			
1			9:14:21.626
2	1:13.042	+6.247	9:15:34.668
3	1:12.904	+6.109	9:16:47.572

SMRC Summer Club Race Meeting


Scottish XR2 Championship

Knockhill 1.280 Miles

Practice 4

29/06/2008 09:15

Practice started at 9:12:11



Lap	Lap Tm	Diff	Time of Day
4	1:07.463	+0.668	9:17:55.035
5	1:07.003	+0.208	9:19:02.038
6	1:09.232	+2.437	9:20:11.270
7	1:06.795		9:21:18.065

(85) Blair MURDOCH

Lap	Lap Tm	Diff	Time of Day
1			9:14:27.915
2	1:09.572	+2.278	9:15:37.487
3	1:07.954	+0.660	9:16:45.441
4	1:12.301	+5.007	9:17:57.742
5	1:07.376	+0.082	9:19:05.118
6	1:07.294		9:20:12.412
7	1:07.442	+0.148	9:21:19.854

(98) Stuart HASTON

Lap	Lap Tm	Diff	Time of Day
1			9:14:47.891
2	1:11.181	+3.429	9:15:59.072
3	1:08.086	+0.334	9:17:07.158
4	1:07.752		9:18:14.910
5	1:09.309	+1.557	9:19:24.219
6	1:07.796	+0.044	9:20:32.015

(33) Chris PHILIP

Lap	Lap Tm	Diff	Time of Day
1			9:14:24.844
2	1:10.110	+2.188	9:15:34.954
3	1:09.239	+1.317	9:16:44.193
4	1:08.605	+0.683	9:17:52.798
5	1:08.305	+0.383	9:19:01.103
6	1:07.922		9:20:09.025
7	1:08.036	+0.114	9:21:17.061

(74) Stewart ELKIN

Lap	Lap Tm	Diff	Time of Day
1			9:14:23.725
2	1:10.518	+2.405	9:15:34.243
3	1:08.764	+0.651	9:16:43.007
4	1:08.120	+0.007	9:17:51.127
5	1:08.174	+0.061	9:18:59.301
6	1:08.128	+0.015	9:20:07.429
7	1:08.113		9:21:15.542

(23) Fiona WALLACE

Lap	Lap Tm	Diff	Time of Day
1			9:14:33.444
2	1:12.162	+3.162	9:15:45.606
3	1:10.290	+1.290	9:16:55.896
4	1:09.034	+0.034	9:18:04.930
5	1:09.139	+0.139	9:19:14.069
6	1:10.606	+1.606	9:20:24.675
7	1:09.000		9:21:33.675

(34) Stephen EMSLIE

Lap	Lap Tm	Diff	Time of Day
1			9:14:35.919
2	1:30.054	+20.638	9:16:05.973
3	1:09.684	+0.268	9:17:15.657
4	1:09.416		9:18:25.073
5	1:56.572	+47.156	9:20:21.645

Lap	Lap Tm	Diff	Time of Day
-----	--------	------	-------------

Lap	Lap Tm	Diff	Time of Day
-----	--------	------	-------------

SMRC Summer Club Race Meeting

Scottish XR2 Championship

Knockhill 1.280 Miles

Race 4 - First Race

29/06/2008 11:30

Race (10 Laps)

POLE POSITION

2
5 Peter CRUICKSHANK
1:04.019

1
35 David SLEIGH
1:03.780

1

4
19 Ian MUNRO
1:04.273

3
7 Charlie COPE
1:04.226

2

6
9 Derek McDOUGALL
1:04.617

5
24 Steven GRAY
1:04.402

3

8
8 Dave COLVILLE
1:04.946

7
31 John SHERIDAN
1:04.923

4

10
20 Callum DRYBURGH
1:05.029

9
55 Ian FORREST
1:05.021

5

12
25 Barry HOLMES
1:05.103

11
39 Stuart WILSON
1:05.055

6

14
82 Geraint JONES
1:05.312

13
32 Findlay ADAMS
1:05.262

7

16
68 Mike STRONG
1:05.569

15
43 David DRYBURGH
1:05.343

8

18
76 Jason CALLAGHAN
1:06.134

17
27 Stephen RUSSELL
1:05.700

9

20
85 Blair MURDOCH
1:07.294

19
81 David HEADEN
1:06.795

10

22
33 Chris PHILIP
1:07.922

21
98 Stuart HASTON
1:07.752

11

24
23 Fiona WALLACE
1:09.000

23
74 Stewart ELKIN
1:08.113

12

Clerk of the Course Sig. Time

Orbits 4

Chief Timekeeper - Ian Sharp

www.amb-it.com

Weather Track

www.mylaps.com

Results available on smart-timing.co.ukS

Licensed to: SMART

SMRC Summer Club Race Meeting


Scottish XR2 Championship

Knockhill 1.280 Miles

Race 4 - First Race

29/06/2008 11:30

Race (10 Laps)



26

25

13

34 Stephen EMSLIE
1:09.416

28

27

14

30

29

15

44 Gary MEIKLE
1:02.732

54 Sandy FORREST
1:02.119

32

31

16

87 Steven BREWSTER
1:05.064

80 Kenneth BREWSTER
1:04.010

SMRC Formula Ford Championship

Knockhill 1.280 Miles

Practice 5

29/06/2008 09:30

Practice started at 9:28:27

Pos	No.	Name	Make/Model	CC	Class Code	Laps	Best Tm	Diff n Lap	Best Spd	2nd Best	
1	33	Graham CARROLL	Van Diemen	1600	FF16A	10	54.881		9	83.963	55.384
2	56	Alan KIRKCALDY	Van Diemen	1600	FF16A	10	55.068	0.187	4	83.678	55.231
3	5	Stuart THORBURN	Van Diemen	1800	FF16A	11	55.282	0.401	5	83.354	55.633
4	66	Rory BUTCHER	Van Diemen	1600	FF16A	10	55.541	0.660	6	82.966	55.764
5	7	Craig BRUNTON	Van Diemen	1600	FF16A	10	55.701	0.820	9	82.727	55.730
6	23	Andrew CHESHER	Van Diemen	1600	FF16A	10	56.594	1.713	10	81.422	56.625
7	70	David THORBURN	Van Diemen	1600	FF16A	11	56.932	2.051	4	80.939	57.018
8	21	Jillian SHEDDEN	Van Dieman	1600	FF16A	10	56.968	2.087	10	80.888	56.993
9	75	Sasha PEARL	Van Diemen	1600	FF16A	11	57.241	2.360	10	80.502	57.335
10	46	Martin PIERACCINI	Van Diemen	1600	FF16A	10	57.324	2.443	7	80.385	57.407
11	9	George SMITH	Reynard RF84	1800	FF16B	10	57.607	2.726	9	79.990	57.964
12	3	Adrian HAMILTON	Van Diemen	1600	FF16A	10	57.738	2.857	7	79.809	57.870
13	12	David KERR	Van Diemen	1600	FF16A	10	57.860	2.979	9	79.641	58.088
14	19	Andrew McGREGOR	Van Diemen	1600	FF16B	10	58.173	3.292	10	79.212	58.475
15	91	David ROBERTSON	Van Diemen	1600	FF16A	10	58.283	3.402	9	79.063	58.953
16	22	Elliot MASON	Van Diemen	1600	FF16A				0	-	

Clerk of the Course

Sig.

Time

Orbits 4

Chief Timekeeper - Ian Sharp

www.amb-it.com

Weather

Track

www.mylaps.com

Results available on smart-timing.co.ukS

Licensed to: SMART

SMRC Summer Club Race Meeting

SMRC Formula Ford Championship

Knockhill 1.280 Miles

Practice 5

29/06/2008 09:30

Practice started at 9:28:27

Lap	Time of Day	Lap Tm	SFSpd	Spd	Lap	Time of Day	Lap Tm	SFSpd	Spd	Lap	Time of Day	Lap Tm	SFSpd	Spd
(33) Graham CARROLL					(23) Andrew CHESHER					(9) George SMITH				
1	9:29:51.926		40.6		1	9:30:21.547		90.5		10	9:38:54.009	58.237		91.8
2	9:31:21.167	1:29.241	94.0		2	9:31:19.490		92.8		1	9:30:16.892			90.5
3	9:32:17.440	56.273	94.3		3	9:32:18.995	57.943	90.0		2	9:31:17.500	1:00.608		90.7
4	9:33:12.952	55.512	93.6		4	9:33:15.620	56.625	90.9		3	9:32:17.011	59.511		90.8
5	9:34:08.557	55.605	93.6		5	9:34:12.568	56.948	92.3		4	9:33:15.755	58.744		92.0
6	9:35:03.941	55.384	94.1		6	9:35:09.426	56.858	92.0		5	9:34:14.032	58.277		90.5
7	9:35:59.360	55.419	94.1		7	9:36:06.335	56.909	92.0		6	9:35:12.205	58.173		90.8
8	9:36:56.368	57.008	94.7		8	9:37:12.887	1:06.552	93.4		7	9:36:10.169	57.964		91.1
9	9:37:51.249	54.881	94.3		9	9:38:09.716	56.829	93.0		8	9:37:08.613	58.444		91.5
10	9:38:47.439	56.190	94.6		10	9:39:06.310	56.594	92.7		9	9:38:06.220	57.607		91.8
										10	9:39:08.499	1:02.279		39.4
(56) Alan KIRKCALDY					(70) David THORBURN					(3) Adrian HAMILTON				
1	9:29:53.203		92.8		1	9:29:51.553		90.2		1	9:30:17.341			75.3
2	9:30:49.514	56.311	94.3		2	9:30:49.337	57.784	91.1		2	9:31:21.262	1:03.921		82.3
3	9:31:45.342	55.828	93.4		3	9:31:47.023	57.686	90.8		3	9:32:23.881	1:02.619		83.9
4	9:32:40.410	55.068	92.9		4	9:32:43.955	56.932	90.5		4	9:33:25.024	1:01.143		87.0
5	9:33:35.641	55.231	93.0		5	9:33:40.973	57.018	90.7		5	9:34:23.892	58.868		90.0
6	9:34:31.313	55.672	93.2		6	9:34:38.088	57.115	90.3		6	9:35:22.255	58.363		89.9
7	9:35:35.080	1:03.767	69.4		7	9:35:35.955	57.867	91.3		7	9:36:19.993	57.738		90.2
8	9:36:46.992	1:11.912	93.8		8	9:36:33.152	57.197	91.0		8	9:37:18.631	58.638		90.5
9	9:37:42.273	55.281	93.7		9	9:37:30.322	57.170	90.8		9	9:38:17.919	59.288		92.3
10	9:38:48.886	1:06.613	65.2		10	9:38:29.175	58.853	90.7		10	9:39:15.789	57.870		90.5
					11	9:39:26.194	57.019	91.5						
(5) Stuart THORBURN					(21) Jillian SHEDDEN					(12) David KERR				
1	9:29:52.728		91.9		1	9:30:06.074		89.6		1	9:30:08.529			88.5
2	9:30:48.967	56.239	92.4		2	9:31:05.157	59.083	91.3		2	9:31:11.628	1:03.099		89.4
3	9:31:44.842	55.875	92.8		3	9:32:02.784	57.627	91.4		3	9:32:11.603	59.975		90.5
4	9:32:40.704	55.862	93.7		4	9:33:00.047	57.263	91.5		4	9:33:10.201	58.598		91.6
5	9:33:35.986	55.282	94.2		5	9:33:57.162	57.115	90.8		5	9:34:09.091	58.890		92.9
6	9:34:32.001	56.015	94.0		6	9:34:54.381	57.219	92.1		6	9:35:07.232	58.141		91.4
7	9:35:28.322	56.321	93.4		7	9:35:51.616	57.235	91.8		7	9:36:05.511	58.279		92.0
8	9:36:23.955	55.633	93.7		8	9:36:57.327	1:05.711	92.5		8	9:37:06.058	1:00.547		91.5
9	9:37:19.651	55.696	93.0		9	9:37:54.320	56.993	91.6		9	9:38:03.918	57.860		91.4
10	9:38:17.399	57.748	93.3		10	9:38:51.288	56.968	90.9		10	9:39:02.006	58.088		89.2
11	9:39:17.635	1:00.236	81.1											
(66) Rory BUTCHER					(75) Sasha PEARL					(19) Andrew McGREGOR				
1	9:29:50.493		91.1		1	9:29:34.432		89.3		1	9:30:15.014			85.7
2	9:30:46.968	56.475	92.5		2	9:30:33.135	58.703	91.0		2	9:31:18.021	1:03.007		88.0
3	9:31:42.936	55.968	92.4		3	9:31:31.354	58.219	91.3		3	9:32:19.424	1:01.403		87.6
4	9:32:38.700	55.764	92.5		4	9:32:28.848	57.494	91.6		4	9:33:18.151	58.727		88.7
5	9:33:37.124	58.424	92.9		5	9:33:26.242	57.394	90.7		5	9:34:17.397	59.246		86.6
6	9:34:32.665	55.541	92.9		6	9:34:32.867	1:06.625	92.3		6	9:35:16.663	59.266		88.3
7	9:35:28.566	55.901	94.0		7	9:35:30.207	57.340	90.9		7	9:36:15.326	58.663		88.7
8	9:36:36.290	1:07.724	78.5		8	9:36:27.542	57.335	91.6		8	9:37:14.255	58.929		90.0
9	9:37:42.695	1:06.405	94.3		9	9:37:25.255	57.713	91.5		9	9:38:12.730	58.475		89.7
10	9:38:40.322	57.627	87.5		10	9:38:22.496	57.241	91.4		10	9:39:10.903	58.173		89.9
					11	9:39:19.966	57.470	91.8						
(7) Craig BRUNTON					(46) Martin PIERACCINI					(91) David ROBERTSON				
1	9:29:59.632		91.4		1	9:30:05.688		87.7		1	9:30:05.984			87.6
2	9:30:56.777	57.145	91.4		2	9:31:06.266	1:00.578	91.5		2	9:31:07.292	1:01.308		91.4
3	9:31:52.822	56.045	92.9		3	9:32:04.196	57.930	91.8		3	9:32:07.290	59.998		89.3
4	9:32:49.257	56.435	93.3		4	9:33:01.681	57.485	91.9		4	9:33:06.648	59.358		91.6
5	9:33:45.752	56.495	93.8		5	9:33:59.280	57.599	91.9		5	9:34:06.125	59.477		91.4
6	9:34:41.482	55.730	94.0		6	9:34:56.860	57.580	92.1		6	9:35:05.189	59.064		91.6
7	9:35:37.392	55.910	93.2		7	9:35:54.184	57.324	92.1		7	9:36:04.178	58.989		91.4
8	9:37:01.394	1:24.002	94.5		8	9:36:58.365	1:04.181	92.7		8	9:37:06.429	1:02.251		92.5
9	9:37:57.095	55.701	94.7		9	9:37:55.772	57.407	92.1		9	9:38:04.712	58.283		91.8
10	9:39:00.863	1:03.768	28.4							10	9:39:03.665	58.953		90.5

Clerk of the Course Sig. Time
 Chief Timekeeper - Ian Sharp

Weather Track
 Results available on smart-timing.co.ukS

Orbits 4
www.amb-it.com
www.mylaps.com
 Licensed to: SMART

SMRC Summer Club Race Meeting

SMRC Formula Ford Championship

Knockhill 1.280 Miles

Race 5 - First Race

29/06/2008 12:00

Race (10 Laps)

POLE POSITION

2
56 Alan KIRKCALDY
55.068

1
33 Graham CARROLL
54.881

1

4
66 Rory BUTCHER
55.541

3
5 Stuart THORBURN
55.282

2

6
23 Andrew CHESHER
56.594

5
7 Craig BRUNTON
55.701

3

8
21 Jillian SHEDDEN
56.968

7
70 David THORBURN
56.932

4

10
46 Martin PIERACCINI
57.324

9
75 Sasha PEARL
57.241

5

12
3 Adrian HAMILTON
57.738

11
9 George SMITH
57.607

6

14
19 Andrew McGREGOR
58.173

13
12 David KERR
57.860

7

16
22 Elliot MASON

15
91 David ROBERTSON
58.283

8

Clerk of the Course

Sig.

Time

Orbits 4

Chief Timekeeper - Ian Sharp

www.amb-it.com

Weather

Track

www.mylaps.com

Results available on smart-timing.co.ukS

Licensed to: SMART

SMRC Summer Club Race Meeting

Sorted on Best Lap time

smartycars.com Mini Cooper Cup

Knockhill 1.280 Miles

Practice 6

29/06/2008 09:50

Practice started at 9:45:18

Pos	No.	Name	Make/Model	CC	Class	Coc	Laps	Best Tm	Diff 1 Lap	Best Spd	2nd Best
1	7	Vic COVEY Jnr	Mini Cooper	1600	SM		7	1:04.184		71.794	1:11.244
2	8	Finlay CROCKER	Mini Cooper	1600	SM		8	1:04.571	0.387	71.363	1:07.441
3	17	Mark DRYDEN	Mini Cooper	1600	SM		8	1:04.698	0.514	71.223	1:08.389
4	2	Kenneth THIRWALL	Mini Cooper	1600	SM		8	1:04.756	0.572	71.159	1:06.453
5	1	Robin LIDDELL	Mini Cooper	1600	SM		5	1:04.863	0.679	71.042	1:08.643
6	14	Jordan GRONKOWSKI	Mini Cooper	1600	SM		8	1:05.141	0.957	70.739	1:06.602
7	20	Andrew WINCHSTER	Mini Cooper	1600	SMN		7	1:05.403	1.219	70.455	1:06.883
8	3	Ian MILTON	Mini Cooper	1600	SM		7	1:06.130	1.946	69.681	1:06.813
9	18	Chris KNOX	Mini Cooper	1600	SMN		8	1:06.420	2.236	69.377	1:08.772
10	12	Willie STRUTH	Mini Cooper	1600	SMN		7	1:09.857	5.673	65.963	1:12.579
11	21	Gavin STRUTH	Mini Cooper	1600	SMN		8	1:09.866	5.682	65.955	1:10.352
12	4	Gilbert GROSSETT	Mini Cooper	1600	SM		5	1:10.322	6.138	65.527	1:10.580
13	22	Chris PEARSON	Mini Cooper	1600	SMN		8	1:10.488	6.304	65.373	1:11.121
14	9	Michael ROWAN	Mini Cooper	1600	SM		6	1:10.497	6.313	65.364	1:11.303
15	15	Cosmo MOLINARO	Mini Cooper	1600	SMN		7	1:11.346	7.162	64.587	1:13.228
16	16	Manio LOIA	Mini Cooper	1600	SMN		7	1:12.681	8.497	63.400	1:13.329
17	11	Gemma DREELAN	Mini Cooper	1600	SMN		7	1:13.728	9.544	62.500	1:15.307
18	6	Alasdair McGOWAN	Mini Cooper	1600	SMN		1			-	

Clerk of the Course Sig. Time

Orbits 4

Chief Timekeeper - Ian Sharp

www.amb-it.com

Weather Track

www.mylaps.com

Results available on smart-timing.co.uk

Licensed to: SMART

SMRC Summer Club Race Meeting

smartycars.com Mini Cooper Cup

Knockhill 1.280 Miles

Practice 6

29/06/2008 09:50

Practice started at 9:45:18

Lap	Lap Tm	Diff	Time of Day
(7) Vic COVEY Jnr			
1			9:46:36.023
2	1:04.184		9:47:40.207
3	11:02.647	+9:58.463	9:58:42.854
4	1:11.244	+7.060	9:59:54.098
5	1:18.790	+14.606	10:01:12.888
6	1:49.862	+45.678	10:03:02.750
7	1:12.737	+8.553	10:04:15.487

Lap	Lap Tm	Diff	Time of Day
(8) Finlay CROCKER			
1			9:46:34.583
2	1:04.571		9:47:39.154
3	10:58.389	+9:53.818	9:58:37.543
4	1:08.121	+3.550	9:59:45.664
5	1:07.989	+3.418	10:00:53.653
6	1:08.251	+3.680	10:02:01.904
7	1:07.441	+2.870	10:03:09.345
8	1:09.104	+4.533	10:04:18.449

Lap	Lap Tm	Diff	Time of Day
(17) Mark DRYDEN			
1			9:46:43.222
2	1:04.698		9:47:47.920
3	10:57.004	+9:52.306	9:58:44.924
4	1:08.444	+3.746	9:59:53.368
5	1:09.457	+4.759	10:01:02.825
6	1:12.294	+7.596	10:02:15.119
7	1:08.389	+3.691	10:03:23.508
8	1:09.617	+4.919	10:04:33.125

Lap	Lap Tm	Diff	Time of Day
(2) Kenneth THIRWALL			
1			9:46:47.079
2	1:04.756		9:47:51.835
3	10:55.824	+9:51.068	9:58:47.659
4	1:08.064	+3.308	9:59:55.723
5	1:09.259	+4.503	10:01:04.982
6	1:08.289	+3.533	10:02:13.271
7	1:07.031	+2.275	10:03:20.302
8	1:06.453	+1.697	10:04:26.755

Lap	Lap Tm	Diff	Time of Day
(1) Robin LIDDELL			
1			9:46:33.513
2	1:04.863		9:47:38.376
3	11:01.722	+9:56.859	9:58:40.098
4	1:08.643	+3.780	9:59:48.741
5	1:17.405	+12.542	10:01:06.146

Lap	Lap Tm	Diff	Time of Day
(14) Jordan GRONKOWSKI			
1			9:46:40.801
2	1:05.141		9:47:45.942
3	10:56.027	+9:50.886	9:58:41.969
4	1:08.895	+3.754	9:59:50.864
5	1:08.855	+3.714	10:00:59.719
6	1:08.723	+3.582	10:02:08.442
7	1:07.665	+2.524	10:03:16.107
8	1:06.602	+1.461	10:04:22.709

Lap	Lap Tm	Diff	Time of Day
(20) Andrew WINCHSTER			
1			9:46:42.176
2	1:05.403		9:47:47.579
3	10:56.370	+9:50.967	9:58:43.949
4	1:08.619	+3.216	9:59:52.568
5	1:09.637	+4.234	10:01:02.205
6	1:08.105	+2.702	10:02:10.310
7	1:06.883	+1.480	10:03:17.193

Lap	Lap Tm	Diff	Time of Day
(3) Ian MILTON			
1			9:47:29.813
2	11:18.976	+10:12.846	9:58:48.789
3	1:07.871	+1.741	9:59:56.660
4	1:09.516	+3.386	10:01:06.176
5	1:07.937	+1.807	10:02:14.113
6	1:06.813	+0.683	10:03:20.926
7	1:06.130		10:04:27.056

Lap	Lap Tm	Diff	Time of Day
(18) Chris KNOX			
1			9:47:03.509
2	1:08.821	+2.401	9:48:12.330
3	10:47.083	+9:40.663	9:58:59.413
4	1:09.367	+2.947	10:00:08.780
5	1:09.898	+3.478	10:01:18.678
6	1:08.772	+2.352	10:02:27.450
7	1:08.801	+2.381	10:03:36.251
8	1:06.420		10:04:42.671

Lap	Lap Tm	Diff	Time of Day
(12) Willie STRUTH			
1			9:47:07.453
2	1:09.857		9:48:17.310
3	10:52.255	+9:42.398	9:59:09.565
4	1:16.361	+6.504	10:00:25.926
5	1:14.604	+4.747	10:01:40.530
6	1:13.357	+3.500	10:02:53.887
7	1:12.579	+2.722	10:04:06.466

Lap	Lap Tm	Diff	Time of Day
(21) Gavin STRUTH			
1			9:47:06.390
2	1:09.866		9:48:16.256
3	10:49.301	+9:39.435	9:59:05.557
4	1:15.081	+5.215	10:00:20.638
5	1:13.829	+3.963	10:01:34.467
6	1:12.990	+3.124	10:02:47.457
7	1:11.529	+1.663	10:03:58.986
8	1:10.352	+0.486	10:05:09.338

Lap	Lap Tm	Diff	Time of Day
(4) Gilbert GROSSETT			
1			9:47:31.195
2	11:20.754	+10:10.432	9:58:51.949
3	1:13.141	+2.819	10:00:05.090
4	1:10.322		10:01:15.412
5	1:10.580	+0.258	10:02:25.992

Lap	Lap Tm	Diff	Time of Day
(22) Chris PEARSON			
1			9:46:54.972
2	1:10.488		9:48:05.460
3	10:49.022	+9:38.534	9:58:54.482
4	1:12.209	+1.721	10:00:06.691
5	1:14.956	+4.468	10:01:21.647
6	1:11.476	+0.988	10:02:33.123
7	1:11.419	+0.931	10:03:44.542
8	1:11.121	+0.633	10:04:55.663

Lap	Lap Tm	Diff	Time of Day
(9) Michael ROWAN			
1			9:47:19.207
2	11:59.277	+10:48.780	9:59:18.484
3	1:16.022	+5.525	10:00:34.506
4	1:12.349	+1.852	10:01:46.855
5	1:11.303	+0.806	10:02:58.158
6	1:10.497		10:04:08.655

Lap	Lap Tm	Diff	Time of Day
(15) Cosmo MOLINARO			
1			9:47:21.386
2	11:29.000	+10:17.654	9:58:50.386

Lap	Lap Tm	Diff	Time of Day
3	1:15.535	+4.189	10:00:05.921
4	1:16.374	+5.028	10:01:22.295
5	1:14.462	+3.116	10:02:36.757
6	1:13.228	+1.882	10:03:49.985
7	1:11.346		10:05:01.331

Lap	Lap Tm	Diff	Time of Day
(16) Manio LOIA			
1			9:47:13.872
2	1:23.208	+10.527	9:48:37.080
3	10:42.029	+9:29.348	9:59:19.109
4	1:16.534	+3.853	10:00:35.643
5	1:13.671	+0.990	10:01:49.314
6	1:12.681		10:03:01.995
7	1:13.329	+0.648	10:04:15.324

Lap	Lap Tm	Diff	Time of Day
(11) Gemma DREELAN			
1			9:47:01.496
2	1:13.728		9:48:15.224
3	10:54.087	+9:40.359	9:59:09.311
4	1:18.517	+4.789	10:00:27.828
5	1:15.307	+1.579	10:01:43.135
6	1:20.206	+6.478	10:03:03.341
7	1:21.546	+7.818	10:04:24.887

Lap	Lap Tm	Diff	Time of Day
(6) Alasdair McGOWAN			
1			9:46:50.052

Clerk of the Course Sig. Time Orbits 4

Chief Timekeeper - Ian Sharp

www.amb-it.com

Weather Track

www.mylaps.com

Results available on smart-timing.co.ukS

Licensed to: SMART

Printed: 30/06/2008 12:53:00

SMRC Summer Club Race Meeting

smartycars.com Mini Cooper Cup

Knockhill 1.280 Miles

Race 6 - First Race

29/06/2008 12:30

Race (8 Laps)

POLE POSITION

2
8 Finlay CROCKER
1:04.571

4
2 Kenneth THIRWALL
1:04.756

6
14 Jordan GRONKOWSKI
1:05.141

8
3 Ian MILTON
1:06.130

10
12 Willie STRUTH
1:09.857

12
4 Gilbert GROSSETT
1:10.322

14
9 Michael ROWAN
1:10.497

16
16 Manio LOIA
1:12.681

18
6 Alasdair McGOWAN

1
7 Vic COVEY Jnr
1:04.184

3
17 Mark DRYDEN
1:04.698

5
1 Robin LIDDELL
1:04.863

7
20 Andrew WINCHSTER
1:05.403

9
18 Chris KNOX
1:06.420

11
21 Gavin STRUTH
1:09.866

13
22 Chris PEARSON
1:10.488

15
15 Cosmo MOLINARO
1:11.346

17
11 Gemma DREELAN
1:13.728

1

2

3

4

5

6

7

8

9

Clerk of the Course Sig. Time

Orbits 4

Chief Timekeeper - Ian Sharp

www.amb-it.com

Weather Track

www.mylaps.com

Results available on smart-timing.co.uk

Licensed to: SMART

Printed: 30/06/2008 12:53:38

SMRC Summer Club Race Meeting

Sorted on Laps

Scottish Classic Sports & Saloons

Knockhill 1.280 Miles

Race 1 - First Race

29/06/2008 10:00

Race (10 Laps) started at 10:20:55

Pos	No.	Name	Make/Model	CC	Class Code	Laps	Total Tm	Diff	Best Tm	Best Spd
1	4	Stan BERNARD	Porsche 911	2994	CSSD	10	10:15.209		1:00.540	76.115
2	3	Adam BERNARD	Porsche 911	2687	CSSD	10	10:18.278	3.069	1:00.727	75.881
3	2	Oilly ROSS	Lotus Europa	1600	CSSC	10	10:31.046	15.837	1:02.057	74.254
4	77	Tommy GILMARTIN	Ford Capri	3000	CSSD	10	10:32.243	17.034	1:01.928	74.409
5	5	Matthew GORDON	Porsche 911	2700	CSSD	10	10:34.957	19.748	1:01.898	74.445
6	21	Jimmy CROW	Ford Escort	2000	CSSC	10	10:35.942	20.733	1:02.522	73.702
7	15	Donald LAIRD	Lotus Elan	1558	CSSC	10	10:44.611	29.402	1:03.309	72.786
8	40	Derek HASTINGS	Lotus Elan+2	1558	CSSC	10	10:59.313	44.104	1:04.608	71.322
9	41	Grant ALLAN	Porsche 911	2993	CSSD	10	11:14.722	59.513	1:05.959	69.862
10	66	Ian LONGFORD	Ford Escort	2000	CSSC	10	11:16.054	1:00.845	1:04.495	71.447
11	32	Roger CARDEN	TVR 3000	2994	CSSD	10	11:16.561	1:01.352	1:06.238	69.567
12	6	George LEITCH	Mini Ogle	1293	CSSB	10	11:18.137	1:02.928	1:06.094	69.719
13	11	Ian MORTON	MG Midget	1380	CSSB	10	11:21.307	1:06.098	1:06.047	69.768
14	16	Colin BEVERIDGE	Alfa Sud	1490	CSSB	10	11:22.354	1:07.145	1:05.821	70.008
15	14	Tim REID	Alfa Romeo Guiletta	1598	CSSC	9	10:55.827	1 Lap	1:10.738	65.142
16	34	Ian MILLER	Alfa Romeo	2000	CSSC	9	11:03.270	1 Lap	1:11.877	64.110
Not classified (80% = 8 Laps)										
DNF	25	Willie ROBERTSON	Datsun 240Z	2393	CSSD	9	9:23.025	DNF	59.548	77.383
DNF	29	Richard MERRELL	Alfa GTJ	1995	SCCC	6	6:47.035	DNF	1:05.782	70.050
DNS	31	Kenny ALLEN	Lotus Elan	1558	CSSC			DNS		-

Announcements

New Track Record (59.548) for SMRC Classic S/S (D) by Willie ROBERTSON.

Margin of Victory	Avg. Speed	Best Lap Tm	Best Spd	Best Lap by
3.069	74.901	59.548	77.383	25 - Willie ROBERTSON

Clerk of the Course	Sig.	Time	Orbits
Chief Timekeeper - Ian Sharp			4
Weather	Track		
Results available on smart-timing.co.ukS			

www.amb-it.com

www.mylaps.com

Licensed to: SMART

SMRC Summer Club Race Meeting

Scottish Classic Sports & Saloons

Knockhill 1.280 Miles

Race 1 - First Race

29/06/2008 10:00

Race (10 Laps) started at 10:20:55

Lap	Lap Tm	Diff	Time of Day
(4) Stan BERNARD			
1			10:21:58.923
2	1:00.991	+0.451	10:22:59.914
3	1:02.382	+1.842	10:24:02.296
4	1:00.873	+0.333	10:25:03.169
5	1:02.284	+1.744	10:26:05.453
6	1:00.827	+0.287	10:27:06.280
7	1:01.238	+0.698	10:28:07.518
8	1:00.888	+0.348	10:29:08.406
9	1:01.292	+0.752	10:30:09.698
10	1:00.540		10:31:10.238

Lap	Lap Tm	Diff	Time of Day
(3) Adam BERNARD			
1			10:22:00.912
2	1:01.859	+1.132	10:23:02.771
3	1:01.422	+0.695	10:24:04.193
4	1:01.014	+0.287	10:25:05.207
5	1:01.102	+0.375	10:26:06.309
6	1:00.747	+0.020	10:27:07.056
7	1:01.774	+1.047	10:28:08.830
8	1:00.813	+0.086	10:29:09.643
9	1:02.937	+2.210	10:30:12.580
10	1:00.727		10:31:13.307

Lap	Lap Tm	Diff	Time of Day
(2) Ollly ROSS			
1			10:22:02.863
2	1:02.422	+0.365	10:23:05.285
3	1:02.942	+0.885	10:24:08.227
4	1:02.057		10:25:10.284
5	1:02.613	+0.556	10:26:12.897
6	1:02.603	+0.546	10:27:15.500
7	1:02.440	+0.383	10:28:17.940
8	1:02.986	+0.929	10:29:20.926
9	1:02.489	+0.432	10:30:23.415
10	1:02.660	+0.603	10:31:26.075

Lap	Lap Tm	Diff	Time of Day
(77) Tommy GILMARTIN			
1			10:22:05.183
2	1:03.201	+1.273	10:23:08.384
3	1:02.242	+0.314	10:24:10.626
4	1:02.118	+0.190	10:25:12.744
5	1:01.966	+0.038	10:26:14.710
6	1:02.074	+0.146	10:27:16.784
7	1:01.928		10:28:18.712
8	1:02.871	+0.943	10:29:21.583
9	1:02.512	+0.584	10:30:24.095
10	1:03.177	+1.249	10:31:27.272

Lap	Lap Tm	Diff	Time of Day
(5) Matthew GORDON			
1			10:22:06.626
2	1:03.085	+1.187	10:23:09.711
3	1:03.376	+1.478	10:24:13.087
4	1:02.707	+0.809	10:25:15.794
5	1:01.898		10:26:17.692
6	1:01.987	+0.089	10:27:19.679
7	1:02.142	+0.244	10:28:21.821
8	1:03.102	+1.204	10:29:24.923
9	1:02.754	+0.856	10:30:27.677
10	1:02.309	+0.411	10:31:29.986

Lap	Lap Tm	Diff	Time of Day
(21) Jimmy CROW			
1			10:22:04.166
2	1:02.560	+0.038	10:23:06.726
3	1:02.522		10:24:09.248
4	1:03.796	+1.274	10:25:13.044
5	1:02.603	+0.081	10:26:15.647
6	1:02.588	+0.066	10:27:18.235
7	1:02.825	+0.303	10:28:21.060
8	1:03.575	+1.053	10:29:24.635
9	1:03.193	+0.671	10:30:27.828
10	1:03.143	+0.621	10:31:30.971

Lap	Lap Tm	Diff	Time of Day
(15) Donald LAIRD			
1			10:22:06.028
2	1:03.895	+0.586	10:23:09.923
3	1:03.309		10:24:13.232
4	1:03.374	+0.065	10:25:16.606
5	1:03.311	+0.002	10:26:19.917
6	1:03.519	+0.210	10:27:23.436
7	1:03.590	+0.281	10:28:27.026
8	1:03.393	+0.084	10:29:30.419
9	1:03.856	+0.547	10:30:34.275
10	1:05.365	+2.056	10:31:39.640

Lap	Lap Tm	Diff	Time of Day
(40) Derek HASTINGS			
1			10:22:07.682
2	1:04.630	+0.022	10:23:12.312
3	1:04.608		10:24:16.920
4	1:05.152	+0.544	10:25:22.072
5	1:05.173	+0.565	10:26:27.245
6	1:04.993	+0.385	10:27:32.238
7	1:05.128	+0.520	10:28:37.366
8	1:04.830	+0.222	10:29:42.196
9	1:05.700	+1.092	10:30:47.896
10	1:06.446	+1.838	10:31:54.342

Lap	Lap Tm	Diff	Time of Day
(41) Grant ALLAN			
1			10:22:08.365
2	1:06.553	+0.594	10:23:14.918
3	1:05.959		10:24:20.877
4	1:06.644	+0.685	10:25:27.521
5	1:06.423	+0.464	10:26:33.944
6	1:06.864	+0.905	10:27:40.808
7	1:06.252	+0.293	10:28:47.060
8	1:07.015	+1.056	10:29:54.075
9	1:07.481	+1.522	10:31:01.556
10	1:08.195	+2.236	10:32:09.751

Lap	Lap Tm	Diff	Time of Day
(66) Ian LONGFORD			
1			10:22:20.826
2	1:05.845	+1.350	10:23:26.671
3	1:05.045	+0.550	10:24:31.716
4	1:05.252	+0.757	10:25:36.968
5	1:04.667	+0.172	10:26:41.635
6	1:04.495		10:27:46.130
7	1:04.883	+0.388	10:28:51.013
8	1:08.379	+3.884	10:29:59.392
9	1:04.896	+0.401	10:31:04.288
10	1:06.795	+2.300	10:32:11.083

Lap	Lap Tm	Diff	Time of Day
(32) Roger CARDEN			

Lap	Lap Tm	Diff	Time of Day
1			10:22:10.111
2	1:06.615	+0.377	10:23:16.726
3	1:07.084	+0.846	10:24:23.810
4	1:06.525	+0.287	10:25:30.335
5	1:06.238		10:26:36.573
6	1:06.713	+0.475	10:27:43.286
7	1:06.383	+0.145	10:28:49.669
8	1:07.191	+0.953	10:29:56.860
9	1:07.092	+0.854	10:31:03.952
10	1:07.638	+1.400	10:32:11.590

Lap	Lap Tm	Diff	Time of Day
(6) George LEITCH			
1			10:22:10.864
2	1:06.657	+0.563	10:23:17.521
3	1:07.564	+1.470	10:24:25.085
4	1:06.094		10:25:31.179
5	1:06.355	+0.261	10:26:37.534
6	1:06.883	+0.789	10:27:44.417
7	1:06.957	+0.863	10:28:51.374
8	1:06.766	+0.672	10:29:58.140
9	1:06.700	+0.606	10:31:04.840
10	1:08.326	+2.232	10:32:13.166

Lap	Lap Tm	Diff	Time of Day
(11) Ian MORTON			
1			10:22:11.478
2	1:07.492	+1.445	10:23:18.970
3	1:07.078	+1.031	10:24:26.048
4	1:07.045	+0.998	10:25:33.093
5	1:06.225	+0.178	10:26:39.318
6	1:06.736	+0.689	10:27:46.054
7	1:07.069	+1.022	10:28:53.123
8	1:06.047		10:29:59.170
9	1:08.507	+2.460	10:31:07.677
10	1:08.659	+2.612	10:32:16.336

Lap	Lap Tm	Diff	Time of Day
(16) Colin BEVERIDGE			
1			10:22:12.312
2	1:07.013	+1.192	10:23:19.325
3	1:06.594	+0.773	10:24:25.919
4	1:06.495	+0.674	10:25:32.414
5	1:05.821		10:26:38.235
6	1:06.617	+0.796	10:27:44.852
7	1:06.952	+1.131	10:28:51.804
8	1:07.098	+1.277	10:29:58.902
9	1:10.702	+4.881	10:31:09.604
10	1:07.779	+1.958	10:32:17.383

Lap	Lap Tm	Diff	Time of Day
(14) Tim REID			
1			10:22:15.549
2	1:12.021	+1.283	10:23:27.570
3	1:12.246	+1.508	10:24:39.816
4	1:11.299	+0.561	10:25:51.115
5	1:10.738		10:27:01.853
6	1:12.270	+1.532	10:28:14.123
7	1:12.611	+1.873	10:29:26.734
8	1:12.338	+1.600	10:30:39.072
9	1:11.784	+1.046	10:31:50.856

Lap	Lap Tm	Diff	Time of Day
(34) Ian MILLER			
1			10:22:17.112
2	1:11.877		10:23:28.989

SMRC Summer Club Race Meeting

Scottish Classic Sports & Saloons

Knockhill 1.280 Miles

Race 1 - First Race

29/06/2008 10:00

Race (10 Laps) started at 10:20:55



Lap	Lap Tm	Diff	Time of Day
3	1:12.115	+0.238	10:24:41.104
4	1:12.043	+0.166	10:25:53.147
5	1:12.330	+0.453	10:27:05.478
6	1:12.012	+0.135	10:28:17.490
7	1:13.182	+1.305	10:29:30.672
8	1:13.570	+1.693	10:30:44.242
9	1:14.057	+2.180	10:31:58.299

(25) Willie ROBERTSON

1			10:22:00.885
2	59.548		10:23:00.433
3	1:01.491	+1.943	10:24:01.924
4	1:01.391	+1.843	10:25:03.315
5	1:01.049	+1.501	10:26:04.364
6	1:00.513	+0.965	10:27:04.877
7	1:01.998	+2.450	10:28:06.875
8	1:01.404	+1.856	10:29:08.279
9	1:09.775	+10.227	10:30:18.054

(29) Richard MERRELL

1			10:22:09.396
2	1:06.945	+1.163	10:23:16.341
3	1:05.782		10:24:22.123
4	1:06.449	+0.667	10:25:28.572
5	1:06.650	+0.868	10:26:35.222
6	1:06.842	+1.060	10:27:42.064

Lap Lap Tm Diff Time of Day

Lap Lap Tm Diff Time of Day

Clerk of the Course Sig.

Time

Orbits 4

Chief Timekeeper - Ian Sharp

www.amb-it.com

Weather Track

www.mylaps.com

Results available on smart-timing.co.ukS

Licensed to: SMART

Scottish Classic Sports & Saloons

Knockhill 1.280 Miles

Race 1 - First Race

29/06/2008 10:00

Race (10 Laps) started at 10:20:55

Competitors	Laps										
	1	2	3	4	5	6	7	8	9	10	
Stan BERNARD (4)	1	4	4	25	4	25	25	25	25	4	4
Willie ROBERTSON (25)	2	25	25	4	25	4	4	4	4	3	3
Adam BERNARD (3)	3	3	3	3	3	3	3	3	3	25	2
Olly ROSS (2)	4	2	2	2	2	2	2	2	2	2	77
Jimmy CROW (21)	5	21	21	21	77	77	77	77	77	77	5
Tommy GILMARTIN (77)	6	77	77	77	21	21	21	21	21	5	21
Donald LAIRD (15)	7	15	5	5	5	5	5	5	5	21	15
Matthew GORDON (5)	8	5	15	15	15	15	15	15	15	15	40
Derek HASTINGS (40)	9	40	40	40	40	40	40	40	40	40	41
Grant ALLAN (41)	10	41	41	41	41	41	41	41	41	41	66
Richard MERRELL (29)	11	29	29	29	29	29	29	32	32	32	32
Roger CARDEN (32)	12	32	32	32	32	32	32	66	6	66	6
George LEITCH (6)	13	6	6	6	6	6	6	6	16	6	11
Ian MORTON (11)	14	11	11	16	16	16	16	16	11	11	16
Colin BEVERIDGE (16)	15	16	16	11	11	11	11	11	66	16	
Tim REID (14)	16	14	66	66	66	66	66	14	14	14	
Ian MILLER (34)	17	34	14	14	14	14	14	34	34	34	
Ian LONGFORD (66)	18	66	34	34	34	34	34				
-	19										

SMRC Summer Club Race Meeting

Scottish Classic Sports & Saloons

Knockhill 1.280 Miles

Race 8 - Second Race

29/06/2008 14:00

Race (10 Laps) started at 14:23:36

POLE POSITION

2
3 Adam BERNARD
10

1
4 Stan BERNARD
10

1

4
77 Tommy GILMARTIN
10

3
2 Oily ROSS
10

2

6
21 Jimmy CROW
10

5
5 Matthew GORDON
10

3

8
40 Derek HASTINGS
10

7
15 Donald LAIRD
10

4

10
66 Ian LONGFORD
10

9
41 Grant ALLAN
10

5

12
6 George LEITCH
10

11
32 Roger CARDEN
10

6

14
16 Colin BEVERIDGE
10

13
11 Ian MORTON
10

7

16
34 Ian MILLER
9

15
14 Tim REID
9

8

18
29 Richard MERRELL
6

17
25 Willie ROBERTSON
9

9

19
31 Kenny ALLEN

10

Clerk of the Course

Sig.

Time

Orbits 4

Chief Timekeeper - Ian Sharp

www.amb-it.com

Weather

Track

www.mylaps.com

Results available on smart-timing.co.ukS

Licensed to: SMART

SMRC Summer Club Race Meeting

Sorted on Laps

Scottish Sports & Saloon Championship

Knockhill 1.280 Miles

Race 2 - First Race

29/06/2008 10:30

Race (10 Laps) started at 10:48:48

Pos	No.	Name	Make/Model	CC	Class Cod	Laps	Total Tm	Diff	Best Tm n Lap
1	1	Andrew GALLACHER	Ford Focus	2000T	SSA	7	6:29.917		53.830
2	16	Colin SIMPSON	Marcos Mantis	4600	SSA	7	6:36.075	6.158	54.413
3	78	David HEADEN	Caterham R400	2296	SSA	7	6:38.059	8.142	54.700
4	7	Charlie SHAW	Ford Focus	2000T	SSA	7	6:40.569	10.652	53.826
5	56	Tommy DREELAN	Porsche 997	3900	SSA	7	6:42.015	12.098	55.492
6	88	Ian DONALDSON	Lamborghini Gallara	5000	SSA	7	6:42.228	12.311	55.132
7	70	Stewart WHYTE	Honda Accord	2000T	SSA	7	6:43.658	13.741	55.562
8	29	Robert DRUMMOND	Ford Escort Cosworth	2000T	SSA	7	7:10.559	40.642	59.097
9	36	Matt COLLINS	Peugeot 306	1998	SSA	7	7:11.775	41.858	58.462
10	96	Brian O'CONNOR	Ford Escort Cosworth	2000T	SSA	7	7:15.108	45.191	59.032
11	63	Linda WHITE	Caterham CSR	2300	SSA	7	7:16.906	46.989	59.506
12	6	John NATHAN	Ford Escort	1800T	SSA	5	6:07.528	2 Laps	1:06.628
Not classified (80% = 5 Laps)									
	21	Peter TADDEI	Ford Fiesta ZT	2100	SSA	7	7:13.860	DNF	58.800
	26	Garry WATSON	Westfield	1800	SSD	4	4:24.531	DNF	1:01.186
	44	Bob LYONS	Porsche 996	3600	SSA	2	2:04.343	DNF	59.437

Announcements

New Track Record (55.132) for SMRC Sports/Sal. (B) by Ian DONALDSON.

Red Flag - Lap 8 - Result declared at 7 laps.

Car No.21 - Not classified - Not running at time of Red Flag.

Margin of Victory	Avg. Speed	Best Lap Tm	Best Spd	Best Lap by
6.158	82.725	53.826	85.609	7 - Charlie SHAW

Clerk of the Course	Sig.	Time	Orbits 4
Chief Timekeeper - Ian Sharp			www.amb-it.com
Weather		Track	www.mylaps.com
Results available on smart-timing.co.ukS			Licensed to: SMART

SMRC Summer Club Race Meeting

Scottish Sports & Saloon Championship

Knockhill 1.280 Miles

Race 2 - First Race

29/06/2008 10:30

Race (10 Laps) started at 10:48:48

Lap	Lap Tm	Diff	Time of Day
(1) Andrew GALLACHER			
1			10:49:48.087
2	56.195	+2.365	10:50:44.282
3	54.708	+0.878	10:51:38.990
4	53.830		10:52:32.820
5	54.845	+1.015	10:53:27.665
6	54.999	+1.169	10:54:22.664
7	55.347	+1.517	10:55:18.011

Lap	Lap Tm	Diff	Time of Day
(16) Colin SIMPSON			
1			10:49:51.592
2	56.436	+2.023	10:50:48.028
3	54.837	+0.424	10:51:42.865
4	55.425	+1.012	10:52:38.290
5	56.233	+1.820	10:53:34.523
6	55.233	+0.820	10:54:29.756
7	54.413		10:55:24.169

Lap	Lap Tm	Diff	Time of Day
(78) David HEADEN			
1			10:49:52.504
2	55.319	+0.619	10:50:47.823
3	55.646	+0.946	10:51:43.469
4	54.700		10:52:38.169
5	56.880	+2.180	10:53:35.049
6	55.770	+1.070	10:54:30.819
7	55.334	+0.634	10:55:26.153

Lap	Lap Tm	Diff	Time of Day
(7) Charlie SHAW			
1			10:49:50.205
2	55.197	+1.371	10:50:45.402
3	54.768	+0.942	10:51:40.170
4	53.826		10:52:33.996
5	1:03.537	+9.711	10:53:37.533
6	55.515	+1.689	10:54:33.048
7	55.615	+1.789	10:55:28.663

Lap	Lap Tm	Diff	Time of Day
(56) Tommy DREELAN			
1			10:49:53.293
2	58.074	+2.582	10:50:51.367
3	55.918	+0.426	10:51:47.285
4	55.631	+0.139	10:52:42.916
5	56.176	+0.684	10:53:39.092
6	55.525	+0.033	10:54:34.617
7	55.492		10:55:30.109

Lap	Lap Tm	Diff	Time of Day
(88) Ian DONALDSON			
1			10:49:54.053
2	57.687	+2.555	10:50:51.740
3	55.881	+0.749	10:51:47.621
4	55.952	+0.820	10:52:43.573
5	55.914	+0.782	10:53:39.487
6	55.703	+0.571	10:54:35.190
7	55.132		10:55:30.322

Lap	Lap Tm	Diff	Time of Day
(70) Stewart WHYTE			
1			10:49:53.858
2	58.064	+2.502	10:50:51.922
3	56.520	+0.958	10:51:48.442
4	55.626	+0.064	10:52:44.068
5	56.096	+0.534	10:53:40.164
6	55.562		10:54:35.726
7	56.026	+0.464	10:55:31.752

Lap	Lap Tm	Diff	Time of Day
(29) Robert DRUMMOND			
1			10:49:55.726

Lap	Lap Tm	Diff	Time of Day
2	1:01.547	+2.450	10:50:57.273
3	59.607	+0.510	10:51:56.880
4	1:00.803	+1.706	10:52:57.683
5	59.946	+0.849	10:53:57.629
6	59.097		10:54:56.726
7	1:01.927	+2.830	10:55:58.653

Lap	Lap Tm	Diff	Time of Day
(36) Matt COLLINS			
1			10:50:00.993
2	1:01.389	+2.927	10:51:02.382
3	1:00.025	+1.563	10:52:02.407
4	59.914	+1.452	10:53:02.321
5	58.466	+0.004	10:54:00.787
6	58.462		10:54:59.249
7	1:00.620	+2.158	10:55:59.869

Lap	Lap Tm	Diff	Time of Day
(96) Brian O'CONNOR			
1			10:49:59.174
2	1:00.977	+1.945	10:51:00.151
3	1:00.156	+1.124	10:52:00.307
4	59.032		10:52:59.339
5	59.073	+0.041	10:53:58.412
6	1:00.680	+1.648	10:54:59.092
7	1:04.110	+5.078	10:56:03.202

Lap	Lap Tm	Diff	Time of Day
(63) Linda WHITE			
1			10:49:58.540
2	1:01.216	+1.710	10:50:59.756
3	1:01.787	+2.281	10:52:01.543
4	1:01.799	+2.293	10:53:03.342
5	1:01.128	+1.622	10:54:04.470
6	59.506		10:55:03.976
7	1:01.024	+1.518	10:56:05.000

Lap	Lap Tm	Diff	Time of Day
(6) John NATHAN			
1			10:50:05.192
2	1:06.799	+0.171	10:51:11.991
3	1:06.628		10:52:18.619
4	1:11.105	+4.477	10:53:29.724
5	1:25.898	+19.270	10:54:55.622

Lap	Lap Tm	Diff	Time of Day
(21) Peter TADDEI			
1			10:49:55.209
2	1:10.191	+11.391	10:51:05.400
3	59.057	+0.257	10:52:04.457
4	58.998	+0.198	10:53:03.455
5	59.938	+1.138	10:54:03.393
6	58.800		10:55:02.193
7	59.761	+0.961	10:56:01.954

Lap	Lap Tm	Diff	Time of Day
(26) Garry WATSON			
1			10:49:56.660
2	1:01.186		10:50:57.846
3	1:10.730	+9.544	10:52:08.576
4	1:04.049	+2.863	10:53:12.625

Lap	Lap Tm	Diff	Time of Day
(44) Bob LYONS			
1			10:49:53.000
2	59.437		10:50:52.437

Clerk of the Course

Sig.

Time

Orbits 4

Chief Timekeeper - Ian Sharp

www.amb-it.com

Weather

Track

www.mylaps.com

Results available on smart-timing.co.uk

Licensed to: SMART

SMRC Summer Club Race Meeting

Lapchart

Scottish Sports & Saloon Championship

Knockhill 1.280 Miles

Race 2 - First Race

29/06/2008 10:30

Race (10 Laps) started at 10:48:48

Competitors	Laps						
	1	2	3	4	5	6	7
Andrew GALLACHER (1)	1	1	1	1	1	1	1
Charlie SHAW (7)	2	7	7	7	16	16	16
Colin SIMPSON (16)	3	16	78	16	78	78	78
David HEADEN (78)	4	78	16	78	16	7	7
Bob LYONS (44)	5	44	56	56	56	56	56
Tommy DREELAN (56)	6	56	88	88	88	88	88
Stewart WHYTE (70)	7	70	70	70	70	70	70
Ian DONALDSON (88)	8	88	44	29	29	29	29
Peter TADDEI (21)	9	21	29	96	96	96	36
Robert DRUMMOND (29)	10	29	26	63	36	36	21
Garry WATSON (26)	11	26	63	36	63	21	96
Linda WHITE (63)	12	63	96	21	21	63	63
Brian O'CONNOR (96)	13	96	36	26	26	6	
Matt COLLINS (36)	14	36	21	6	6		
John NATHAN (6)	15	6	6				

Clerk of the Course Sig. Time

Orbits 4

Chief Timekeeper - Ian Sharp

www.amb-it.com

Weather Track

www.mylaps.com

Results available on smart-timing.co.uk

Licensed to: SMART

Printed: 30/06/2008 12:43:35

SMRC Summer Club Race Meeting

Scottish Sports & Saloon Championship

Race 9 - Second Race

Race (10 Laps)

Knockhill 1.280 Miles

29/06/2008 14:30

POLE POSITION

2
16 Colin SIMPSON
7

4
7 Charlie SHAW
7

6
88 Ian DONALDSON
7

8
29 Robert DRUMMOND
7

10
96 Brian O'CONNOR
7

12
6 John NATHAN
5

14
26 Garry WATSON
4

1
1 Andrew GALLACHER
7

3
78 David HEADEN
7

5
56 Tommy DREELAN
7

7
70 Stewart WHYTE
7

9
36 Matt COLLINS
7

11
63 Linda WHITE
7

13
21 Peter TADDEI
7

15
44 Bob LYONS
2

1

2

3

4

5

6

7

8

Clerk of the Course Sig. Time

Chief Timekeeper - Ian Sharp

Weather Track

Results available on smart-timing.co.uk

Printed: 30/06/2008 12:44:31

Orbits 4

www.amb-it.com

www.mylaps.com

Licensed to: SMART

Scottish Legends Championship

Knockhill 1.280 Miles

Race 3 - Restart - AMENDED RESULT

29/06/2008 11:11

Race (8 Laps) started at 11:17:57

Pos	No.	Name	Make/Model	CC	Class Code	Laps	Total Tm	Diff	Best Tm	Best Spd
1	68	Carol BROWN	Ford Coupe	1200	L	8	8:20.649		1:01.034	75.499
2	48	Tony CAIG	Chevy Sedan	1250	L	8	8:21.324	0.675	1:01.521	74.901
3	37	Alistair DOW	Ford Coupe	1250	L	8	8:23.979	3.330	1:01.931	74.405
4	69	Gerard McCOSH	Ford Coupe	1250	L	8	8:27.966	7.317	1:01.724	74.655
5	25	Pat HYNDS	34 Chevy	1250	L	8	8:28.141	7.492	1:01.607	74.797
6	18	Richard CROZIER	37 Chevy	1250	L	8	8:28.519	7.870	1:02.222	74.057
7	70	David THORBURN	34 Ford Coupe	1200	L	8	8:29.282	8.633	1:01.957	74.374
8	28	Frank HYNDS	Ford Sedan	1250	L	8	8:32.716	12.067	1:02.278	73.991
9	23	Alisdair GAULD	Legend	1200	L	8	8:32.973	12.324	1:02.332	73.927
10	46	Colin ATKINSON	Ford 37 Coupe	1200	L	8	8:38.406	17.757	1:02.916	73.241
11	17	Stewart BLACK	Ford Sedan	1250	L	8	8:38.525	17.876	1:02.291	73.975
12	44	Andrew DONALD	Ford Sedan	1250	L	8	8:38.631	17.982	1:03.629	72.420
13	31	Aly HUNTER	Chevy Sedan	1250	L	8	8:43.670	23.021	1:03.334	72.757
14	07	Gordon MANN	37 Ford Sedan	1250	L	8	8:44.293	23.644	1:03.182	72.932
15	27	Murray FORD	Ford Sedan	1250	L	8	8:47.250	26.601	1:03.373	72.712
16	10	Frank OGG	Legend	1250	L	8	8:53.592	32.943	1:03.748	72.285
17	30	Errico PALAZZO	Ford Coupe	1250	L	8	8:54.429	33.780	1:05.192	70.684
18	08	Graham SCOTT	Legend	1250	L	8	8:55.000	34.351	1:04.564	71.371
19	60	Sandford IMRIE	37 Ford Sedan	1250	L	8	8:58.966	38.317	1:04.688	71.234
Not classified (80% = 6 Laps)										
DNF	88	Jason OGG	34 Chevy Coupe	1250	L	7	7:34.939	DNF	1:03.371	72.715
DNF	26	Scott HYNDS	Chevy Sedan	1250	L	5	5:32.136	DNF	1:02.521	73.703
DNF	13	Chris HYNDS	Legend	1250	L	3	3:20.674	DNF	1:03.255	72.848
DNS	80	Mervyn WILSON	Legend	1200	L			DNS		-
DQ	71	Alasdair THOM	Chevy Sedan	1250	L	8	8:43.483	DQ	1:02.819	73.354

Announcements

Red Flag - Lap 1 - Race re-started over 8 laps.

AMENDED RESULT - Car No.71 - Excluded - Yellow flag infringement.

AMENDED RESULT - Car No.10 - Plus 10 second penalty - Yellow flag infringement.

Margin of Victory	Avg. Speed	Best Lap Tm	Best Spd	Best Lap by
0.675	73.632	1:01.034	75.499	68 - Carol BROWN

Clerk of the Course	Sig.	Time	Orbits 4
Chief Timekeeper - Ian Sharp			www.amb-it.com
Weather	Track		www.mylaps.com
Results available on smart-timing.co.uk			Licensed to: SMART

SMRC Summer Club Race Meeting

Scottish Legends Championship

Knockhill 1.280 Miles

Race 3 - Restart - AMENDED RESULT

29/06/2008 11:11

Race (8 Laps) started at 11:17:57

Lap	Lap Tm	Diff	Time of Day
(68) Carol BROWN			
1	1:06.146	+5.112	11:19:08.187
2	1:01.834	+0.800	11:20:10.021
3	1:01.084	+0.050	11:21:11.105
4	1:01.034		11:22:12.139
5	1:01.106	+0.072	11:23:13.245
6	1:01.811	+0.777	11:24:15.056
7	1:01.581	+0.547	11:25:16.637
8	1:01.720	+0.686	11:26:18.357

(48) Tony CAIG			
1	1:06.360	+4.839	11:19:05.539
2	1:01.680	+0.159	11:20:07.219
3	1:01.755	+0.234	11:21:08.974
4	1:02.119	+0.598	11:22:11.093
5	1:02.341	+0.820	11:23:13.434
6	1:02.255	+0.734	11:24:15.689
7	1:01.521		11:25:17.210
8	1:01.822	+0.301	11:26:19.032

(37) Alistair DOW			
1	1:08.499	+6.568	11:19:07.028
2	1:02.002	+0.071	11:20:09.030
3	1:02.306	+0.375	11:21:11.336
4	1:01.938	+0.007	11:22:13.274
5	1:01.931		11:23:15.205
6	1:02.015	+0.084	11:24:17.220
7	1:02.025	+0.094	11:25:19.245
8	1:02.442	+0.511	11:26:21.687

(69) Gerard McCOSH			
1	1:08.412	+6.688	11:19:08.956
2	1:02.982	+1.258	11:20:11.938
3	1:02.565	+0.841	11:21:14.503
4	1:01.970	+0.246	11:22:16.473
5	1:01.724		11:23:18.197
6	1:02.097	+0.373	11:24:20.294
7	1:02.609	+0.885	11:25:22.903
8	1:02.771	+1.047	11:26:25.674

(25) Pat HYNDS			
1	1:08.595	+6.988	11:19:09.623
2	1:03.604	+1.997	11:20:13.227
3	1:02.464	+0.857	11:21:15.691
4	1:01.607		11:22:17.298
5	1:02.405	+0.798	11:23:19.703
6	1:02.340	+0.733	11:24:22.043
7	1:02.169	+0.562	11:25:24.212
8	1:01.637	+0.030	11:26:25.849

(18) Richard CROZIER			
1	1:07.766	+5.544	11:19:06.949
2	1:03.528	+1.306	11:20:10.477
3	1:02.222		11:21:12.699
4	1:02.575	+0.353	11:22:15.274
5	1:02.491	+0.269	11:23:17.765
6	1:02.925	+0.703	11:24:20.690
7	1:02.673	+0.451	11:25:23.363
8	1:02.864	+0.642	11:26:26.227

Lap	Lap Tm	Diff	Time of Day
(70) David THORBURN			
1	1:08.694	+6.737	11:19:10.050
2	1:03.052	+1.095	11:20:13.102
3	1:02.264	+0.307	11:21:15.366
4	1:01.970	+0.013	11:22:17.336
5	1:03.408	+1.451	11:23:20.744
6	1:02.254	+0.297	11:24:22.998
7	1:02.035	+0.078	11:25:25.033
8	1:01.957		11:26:26.990

(28) Frank HYNDS			
1	1:08.568	+6.290	11:19:10.974
2	1:03.510	+1.232	11:20:14.484
3	1:03.176	+0.898	11:21:17.660
4	1:02.388	+0.110	11:22:20.048
5	1:02.817	+0.539	11:23:22.865
6	1:02.617	+0.339	11:24:25.482
7	1:02.278		11:25:27.760
8	1:02.664	+0.386	11:26:30.424

(23) Alisdair GAULD			
1	1:08.366	+6.034	11:19:11.147
2	1:03.496	+1.164	11:20:14.643
3	1:03.236	+0.904	11:21:17.879
4	1:02.332		11:22:20.211
5	1:02.868	+0.536	11:23:23.079
6	1:02.489	+0.157	11:24:25.568
7	1:02.704	+0.372	11:25:28.272
8	1:02.409	+0.077	11:26:30.681

(46) Colin ATKINSON			
1	1:08.742	+5.826	11:19:11.593
2	1:03.651	+0.735	11:20:15.244
3	1:03.301	+0.385	11:21:18.545
4	1:03.626	+0.710	11:22:22.171
5	1:02.916		11:23:25.087
6	1:03.405	+0.489	11:24:28.492
7	1:03.552	+0.636	11:25:32.044
8	1:04.070	+1.154	11:26:36.114

(17) Stewart BLACK			
1	1:09.230	+6.939	11:19:12.666
2	1:03.487	+1.196	11:20:16.153
3	1:02.834	+0.543	11:21:18.987
4	1:03.596	+1.305	11:22:22.583
5	1:02.902	+0.611	11:23:25.485
6	1:02.291		11:24:27.776
7	1:04.690	+2.399	11:25:32.466
8	1:03.767	+1.476	11:26:36.233

(44) Andrew DONALD			
1	1:08.344	+4.715	11:19:08.230
2	1:03.629		11:20:11.859
3	1:04.105	+0.476	11:21:15.964
4	1:03.681	+0.052	11:22:19.645
5	1:04.410	+0.781	11:23:24.055
6	1:03.755	+0.126	11:24:27.810
7	1:04.191	+0.562	11:25:32.001
8	1:04.338	+0.709	11:26:36.339

(31) Aly HUNTER			
------------------------	--	--	--

Lap	Lap Tm	Diff	Time of Day
1	1:09.342	+6.008	11:19:13.307
2	1:05.385	+2.051	11:20:18.692
3	1:04.639	+1.305	11:21:23.331
4	1:03.457	+0.123	11:22:26.788
5	1:03.460	+0.126	11:23:30.248
6	1:04.027	+0.693	11:24:34.275
7	1:03.769	+0.435	11:25:38.044
8	1:03.334		11:26:41.378

(07) Gordon MANN			
1	1:11.672	+8.490	11:19:13.560
2	1:05.520	+2.338	11:20:19.080
3	1:05.122	+1.940	11:21:24.202
4	1:03.182		11:22:27.384
5	1:03.884	+0.702	11:23:31.268
6	1:03.452	+0.270	11:24:34.720
7	1:03.788	+0.606	11:25:38.508
8	1:03.493	+0.311	11:26:42.001

(27) Murray FORD			
1	1:10.189	+6.816	11:19:08.537
2	1:04.424	+1.051	11:20:12.961
3	1:05.909	+2.536	11:21:18.870
4	1:05.494	+2.121	11:22:24.364
5	1:05.626	+2.253	11:23:29.990
6	1:04.460	+1.087	11:24:34.450
7	1:03.373		11:25:37.823
8	1:07.135	+3.762	11:26:44.958

(10) Frank OGG			
1	1:10.139	+6.391	11:19:10.719
2	1:05.006	+1.258	11:20:15.725
3	1:03.816	+0.068	11:21:19.541
4	1:04.673	+0.925	11:22:24.214
5	1:05.130	+1.382	11:23:29.344
6	1:04.149	+0.401	11:24:33.493
7	1:03.748		11:25:37.241
8	1:04.059	+0.311	11:26:41.300

(30) Errico PALAZZO			
1	1:11.702	+6.510	11:19:12.686
2	1:05.912	+0.720	11:20:18.598
3	1:05.286	+0.094	11:21:23.884
4	1:05.192		11:22:29.076
5	1:05.471	+0.279	11:23:34.547
6	1:06.523	+1.331	11:24:41.070
7	1:05.381	+0.189	11:25:46.451
8	1:05.686	+0.494	11:26:52.137

(08) Graham SCOTT			
1	1:11.603	+7.039	11:19:16.123
2	1:05.065	+0.501	11:20:21.188
3	1:05.219	+0.655	11:21:26.407
4	1:04.564		11:22:30.971
5	1:05.639	+1.075	11:23:36.610
6	1:05.565	+1.001	11:24:42.175
7	1:05.617	+1.053	11:25:47.792
8	1:04.916	+0.352	11:26:52.708

(60) Sandford IMRIE			
1	1:11.074	+6.386	11:19:14.928

Clerk of the Course Sig.

Time

Orbits 4

Chief Timekeeper - Ian Sharp

Weather Track

Results available on smart-timing.co.uk

www.amb-it.com

www.mylaps.com

Licensed to: SMART

SMRC Summer Club Race Meeting

Scottish Legends Championship

Knockhill 1.280 Miles

Race 3 - Restart - AMENDED RESULT

29/06/2008 11:11

Race (8 Laps) started at 11:17:57



Lap	Lap Tm	Diff	Time of Day
2	1:05.884	+1.196	11:20:20.812
3	1:04.908	+0.220	11:21:25.720
4	1:08.071	+3.383	11:22:33.791
5	1:05.114	+0.426	11:23:38.905
6	1:08.085	+3.397	11:24:46.990
7	1:04.996	+0.308	11:25:51.986
8	1:04.688		11:26:56.674

(88) Jason OGG

1	1:08.914	+5.543	11:19:08.884
2	1:04.711	+1.340	11:20:13.595
3	1:03.979	+0.608	11:21:17.574
4	1:03.810	+0.439	11:22:21.384
5	1:03.371		11:23:24.755
6	1:03.641	+0.270	11:24:28.396
7	1:04.251	+0.880	11:25:32.647

(26) Scott HYNDS

1	1:08.795	+6.274	11:19:13.382
2	1:05.291	+2.770	11:20:18.673
3	1:03.605	+1.084	11:21:22.278
4	1:02.521		11:22:24.799
5	1:05.045	+2.524	11:23:29.844

(13) Chris HYNDS

1	1:08.844	+5.589	11:19:11.036
2	1:04.091	+0.836	11:20:15.127
3	1:03.255		11:21:18.382

(71) Alasdair THOM

1	1:09.299	+6.480	11:19:12.610
2	1:04.352	+1.533	11:20:16.962
3	1:02.819		11:21:19.781
4	1:04.871	+2.052	11:22:24.652
5	1:04.762	+1.943	11:23:29.414
6	1:03.984	+1.165	11:24:33.398
7	1:03.440	+0.621	11:25:36.838
8	1:04.353	+1.534	11:26:41.191

Lap Lap Tm Diff Time of Day

Lap Lap Tm Diff Time of Day

Clerk of the Course Sig.

Time

Orbits 4

Chief Timekeeper - Ian Sharp

www.amb-it.com

Weather

Track

www.mylaps.com

Results available on smart-timing.co.ukS

Licensed to: SMART

Scottish Legends Championship

Knockhill 1.280 Miles

Race 3 - Restart - AMENDED RESULT

29/06/2008 11:11

Race (8 Laps) started at 11:17:57

Competitors	Laps									
	0	1	2	3	4	5	6	7	8	
Murray FORD (27)	1	27	48	48	48	48	68	68	68	68
Alistair DOW (37)	2	37	18	37	68	68	48	48	48	48
Tony CAIG (48)	3	48	37	68	37	37	37	37	37	37
Richard CROZIER (18)	4	18	68	18	18	18	18	69	69	69
Andrew DONALD (44)	5	44	44	44	69	69	69	18	18	25
Jason OGG (88)	6	88	27	69	70	25	25	25	25	18
Gerard McCOSH (69)	7	69	88	27	25	70	70	70	70	70
Frank OGG (10)	8	10	69	70	44	44	28	28	28	28
Errico PALAZZO (30)	9	30	25	25	88	28	23	23	23	23
Pat HYNDS (25)	10	25	70	88	28	23	44	17	44	46
David THORBURN (70)	11	70	10	28	23	88	88	44	46	17
Gordon MANN (07)	12	07	28	23	13	46	46	88	17	44
Carol BROWN (68)	13	68	13	13	46	17	17	46	88	71
Chris HYNDS (13)	14	13	23	46	27	10	10	71	71	10
Frank HYNDS (28)	15	28	46	10	17	27	71	10	10	31
Alisdair GAULD (23)	16	23	71	17	10	71	26	31	27	07
Colin ATKINSON (46)	17	46	17	71	71	26	27	27	31	27
Alasdair THOM (71)	18	71	30	30	26	31	31	07	07	30
Stewart BLACK (17)	19	17	31	26	31	07	07	30	30	08
Sandford IMRIE (60)	20	60	26	31	30	30	30	08	08	60
Aly HUNTER (31)	21	31	07	07	07	08	08	60	60	
Graham SCOTT (08)	22	08	60	60	60	60	60			
Scott HYNDS (26)	23	26	08	08	08					
-	24									

Clerk of the Course Sig. Time Orbits 4

Chief Timekeeper - Ian Sharp

www.amb-it.com

Weather Track

www.mylaps.com

Results available on smart-timing.co.ukS

Licensed to: SMART

SMRC Summer Club Race Meeting

Sorted on Laps

Scottish XR2 Championship

Knockhill 1.280 Miles

Race 4 - First Race

29/06/2008 11:30

Race (10 Laps) started at 11:47:40

Pos	No.	Name	Make/Model	CC	Class Cod	Laps	Total Tm	Diff	Best Tm n	Lap
1	35	David SLEIGH	Ford Fiesta XR2	1600	XRCN	5	5:28.214		1:04.425	5
2	5	Peter CRUICKSHANK	Ford Fiesta XR2	1600	XRC	5	5:28.798	0.584	1:04.642	4
3	9	Derek McDOUGALL	Ford Fiesat XR2	1600	XRC	5	5:32.041	3.827	1:04.808	4
4	24	Steven GRAY	Ford Fiesta XR2	1600	XRC	5	5:34.128	5.914	1:05.151	4
5	20	Callum DRYBURGH	Ford Fiesta XR2	1800	XRC	5	5:35.318	7.104	1:04.990	4
6	8	Dave COLVILLE	Ford Fiesta XR2	1600	XRC	5	5:37.160	8.946	1:05.458	5
7	55	Ian FORREST	Ford Fiesta XR2	1600	XRC	5	5:37.255	9.041	1:05.140	3
8	31	John SHERIDAN	Ford Fiesta XR2	1600	XRCN	5	5:38.456	10.242	1:05.431	5
9	39	Stuart WILSON	Ford Fiesta XR2	1600	XRCN	5	5:38.519	10.305	1:05.613	3
10	82	Geraint JONES	Ford Fiesta XR2	1600	XRCN	5	5:40.144	11.930	1:05.063	5
11	32	Findlay ADAMS	Ford Fiesta XR2	1600	XRCN	5	5:41.564	13.350	1:05.409	4
12	43	David DRYBURGH	Ford Fiesta XR2	1600	XRC	5	5:43.269	15.055	1:05.485	5
13	76	Jason CALLAGHAN	Ford Fiesta XR2	1600	XRCN	5	5:44.275	16.061	1:06.292	5
14	68	Mike STRONG	Ford Fiesta XR2	1600	XRC	5	5:45.552	17.338	1:06.031	5
15	81	David HEADEN	Ford Fiesta XR2	1600	XRC	5	5:46.640	18.426	1:05.759	4
16	54	Sandy FORREST	Ford Fiesta ST	2000	FST	5	5:46.761	18.547	1:02.432	5
17	85	Blair MURDOCH	Ford Fiesta XR2	1600	XRCN	5	5:51.906	23.692	1:07.478	5
18	33	Chris PHILIP	Ford Fiesta XR2	1600	XRCN	5	5:52.419	24.205	1:07.030	5
19	27	Stephen RUSSELL	Ford Fiesta XR2	1600	XRCN	5	5:53.070	24.856	1:05.576	5
20	44	Gary MEIKLE	Ford Fiesta ST	2000	FST	5	5:55.778	27.564	1:03.659	3
21	80	Kenneth BREWSTER	Ford Fiesta ST	2000	FST	5	5:59.291	31.077	1:04.440	3
22	34	Stephen EMSLIE	Ford Fiesta XR2	1600	XRCN	5	6:00.645	32.431	1:09.187	5
23	74	Stewart ELKIN	Ford Fiesta XR2	1600	XRC	5	6:01.803	33.589	1:09.810	3
24	98	Stuart HASTON	Ford Fiesta XR2	1600	XRCN	5	6:02.780	34.566	1:09.058	4
25	87	Steven BREWSTER	Ford Fiesta ST	2000	FST	5	6:05.700	37.486	1:05.928	3
26	23	Fiona WALLACE	Ford Fiesta XR2	1600	XRCN	5	6:06.391	38.177	1:08.980	5

Not classified ()

25	Barry HOLMES	Ford Fiesta XR2	1600	XRC	5	5:41.139	DNF	1:05.878	3
7	Charlie COPE	Ford Fiesta XR2	1600	XRC	3	3:24.958	DNF	1:05.557	2
19	Ian MUNRO	Ford Fiesta XR2	1600	XRC	2	2:52.460	DNF	1:41.918	2

Announcements

Red Flag - Lap 6 - Result declared at 5 laps.

Car No.25 - Not classified - Not running at time of Red Flag.

Margin of Victory	Avg. Speed	Best Lap Tm	Best Spd	Best Lap by
0.584	70.198	1:02.432	73.808	54 - Sandy FORREST

Clerk of the Course	Sig.	Time	Orbits 4
---------------------	------	------	----------

Chief Timekeeper - Ian Sharp

www.amb-it.com

Weather

Track

www.mylaps.com

Results available on smart-timing.co.ukS

Licensed to: SMART

Printed: 30/06/2008 12:48:35

SMRC Summer Club Race Meeting

Scottish XR2 Championship

Knockhill 1.280 Miles

Race 4 - First Race

29/06/2008 11:30

Race (10 Laps) started at 11:47:40

Lap	Lap Tm	Diff	Time of Day
(35) David SLEIGH			
1			11:48:50.152
2	1:04.953	+0.528	11:49:55.105
3	1:04.567	+0.142	11:50:59.672
4	1:04.899	+0.474	11:52:04.571
5	1:04.425		11:53:08.996

Lap	Lap Tm	Diff	Time of Day
(5) Peter CRUICKSHANK			
1			11:48:50.560
2	1:04.834	+0.192	11:49:55.394
3	1:04.882	+0.240	11:51:00.276
4	1:04.642		11:52:04.918
5	1:04.662	+0.020	11:53:09.580

Lap	Lap Tm	Diff	Time of Day
(9) Derek McDUGALL			
1			11:48:51.853
2	1:06.005	+1.197	11:49:57.858
3	1:05.276	+0.468	11:51:03.134
4	1:04.808		11:52:07.942
5	1:04.881	+0.073	11:53:12.823

Lap	Lap Tm	Diff	Time of Day
(24) Steven GRAY			
1			11:48:52.351
2	1:06.092	+0.941	11:49:58.443
3	1:05.964	+0.813	11:51:04.407
4	1:05.151		11:52:09.558
5	1:05.352	+0.201	11:53:14.910

Lap	Lap Tm	Diff	Time of Day
(20) Callum DRYBURGH			
1			11:48:53.982
2	1:06.541	+1.551	11:50:00.523
3	1:05.125	+0.135	11:51:05.648
4	1:04.990		11:52:10.638
5	1:05.462	+0.472	11:53:16.100

Lap	Lap Tm	Diff	Time of Day
(8) Dave COLVILLE			
1			11:48:53.160
2	1:06.746	+1.288	11:49:59.906
3	1:05.869	+0.411	11:51:05.775
4	1:06.709	+1.251	11:52:12.484
5	1:05.458		11:53:17.942

Lap	Lap Tm	Diff	Time of Day
(55) Ian FORREST			
1			11:48:54.558
2	1:06.206	+1.066	11:50:00.764
3	1:05.140		11:51:05.904
4	1:06.853	+1.713	11:52:12.757
5	1:05.280	+0.140	11:53:18.037

Lap	Lap Tm	Diff	Time of Day
(31) John SHERIDAN			
1			11:48:53.645
2	1:07.063	+1.632	11:50:00.708
3	1:07.581	+2.150	11:51:08.289
4	1:05.518	+0.087	11:52:13.807
5	1:05.431		11:53:19.238

Lap	Lap Tm	Diff	Time of Day
(39) Stuart WILSON			
1			11:48:55.103
2	1:06.527	+0.914	11:50:01.630
3	1:05.613		11:51:07.243
4	1:06.141	+0.528	11:52:13.384
5	1:05.917	+0.304	11:53:19.301

Lap	Lap Tm	Diff	Time of Day
(82) Geraint JONES			
1			11:48:55.971

Lap	Lap Tm	Diff	Time of Day
2	1:08.793	+3.730	11:50:04.764
3	1:05.230	+0.167	11:51:09.994
4	1:05.869	+0.806	11:52:15.863
5	1:05.063		11:53:20.926

Lap	Lap Tm	Diff	Time of Day
(32) Findlay ADAMS			
1			11:48:56.460
2	1:08.446	+3.037	11:50:04.906
3	1:06.354	+0.945	11:51:11.260
4	1:05.409		11:52:16.669
5	1:05.677	+0.268	11:53:22.346

Lap	Lap Tm	Diff	Time of Day
(43) David DRYBURGH			
1			11:48:58.789
2	1:07.342	+1.857	11:50:06.131
3	1:06.402	+0.917	11:51:12.533
4	1:06.033	+0.548	11:52:18.566
5	1:05.485		11:53:24.051

Lap	Lap Tm	Diff	Time of Day
(76) Jason CALLAGHAN			
1			11:48:58.043
2	1:07.422	+1.130	11:50:05.465
3	1:06.581	+0.289	11:51:12.046
4	1:06.719	+0.427	11:52:18.765
5	1:06.292		11:53:25.057

Lap	Lap Tm	Diff	Time of Day
(68) Mike STRONG			
1			11:48:57.750
2	1:08.966	+2.935	11:50:06.716
3	1:06.932	+0.901	11:51:13.648
4	1:06.655	+0.624	11:52:20.303
5	1:06.031		11:53:26.334

Lap	Lap Tm	Diff	Time of Day
(81) David HEADEN			
1			11:48:59.858
2	1:07.886	+2.127	11:50:07.744
3	1:07.369	+1.610	11:51:15.113
4	1:05.759		11:52:20.872
5	1:06.550	+0.791	11:53:27.422

Lap	Lap Tm	Diff	Time of Day
(54) Sandy FORREST			
1			11:49:16.335
2	1:02.858	+0.426	11:50:19.193
3	1:03.300	+0.868	11:51:22.493
4	1:02.618	+0.186	11:52:25.111
5	1:02.432		11:53:27.543

Lap	Lap Tm	Diff	Time of Day
(85) Blair MURDOCH			
1			11:49:00.139
2	1:08.566	+1.088	11:50:08.705
3	1:08.224	+0.746	11:51:16.929
4	1:08.281	+0.803	11:52:25.210
5	1:07.478		11:53:32.688

Lap	Lap Tm	Diff	Time of Day
(33) Chris PHILIP			
1			11:49:01.275
2	1:09.047	+2.017	11:50:10.322
3	1:07.998	+0.968	11:51:18.320
4	1:07.851	+0.821	11:52:26.171
5	1:07.030		11:53:33.201

Lap	Lap Tm	Diff	Time of Day
(27) Stephen RUSSELL			
1			11:49:00.194
2	1:14.402	+8.826	11:50:14.596
3	1:07.549	+1.973	11:51:22.145
4	1:06.131	+0.555	11:52:28.276

Lap	Lap Tm	Diff	Time of Day
5	1:05.576		11:53:33.852

Lap	Lap Tm	Diff	Time of Day
(44) Gary MEIKLE			
1			11:49:18.854
2	1:03.996	+0.337	11:50:22.850
3	1:03.659		11:51:26.509
4	1:05.838	+2.179	11:52:32.347
5	1:04.213	+0.554	11:53:36.560

Lap	Lap Tm	Diff	Time of Day
(80) Kenneth BREWSTER			
1			11:49:19.549
2	1:04.454	+0.014	11:50:24.003
3	1:04.440		11:51:28.443
4	1:05.476	+1.036	11:52:33.919
5	1:06.154	+1.714	11:53:40.073

Lap	Lap Tm	Diff	Time of Day
(34) Stephen EMSLIE			
1			11:49:02.363
2	1:10.887	+1.700	11:50:13.250
3	1:09.526	+0.339	11:51:22.776
4	1:09.464	+0.277	11:52:32.240
5	1:09.187		11:53:41.427

Lap	Lap Tm	Diff	Time of Day
(74) Stewart ELKIN			
1			11:49:02.332
2	1:10.338	+0.528	11:50:12.670
3	1:09.810		11:51:22.480
4	1:10.154	+0.344	11:52:32.634
5	1:09.951	+0.141	11:53:42.585

Lap	Lap Tm	Diff	Time of Day
(98) Stuart HASTON			
1			11:49:00.923
2	1:13.284	+4.226	11:50:14.207
3	1:10.911	+1.853	11:51:25.118
4	1:09.058		11:52:34.176
5	1:09.386	+0.328	11:53:43.562

Lap	Lap Tm	Diff	Time of Day
(87) Steven BREWSTER			
1			11:49:22.030
2	1:06.454	+0.526	11:50:28.484
3	1:05.928		11:51:34.412
4	1:06.119	+0.191	11:52:40.531
5	1:05.951	+0.023	11:53:46.482

Lap	Lap Tm	Diff	Time of Day
(23) Fiona WALLACE			
1			11:49:03.931
2	1:12.550	+3.570	11:50:16.481
3	1:11.105	+2.125	11:51:27.586
4	1:10.607	+1.627	11:52:38.193
5	1:08.980		11:53:47.173

Lap	Lap Tm	Diff	Time of Day
(25) Barry HOLMES			
1			11:48:55.746
2	1:07.934	+2.056	11:50:03.680
3	1:05.878		11:51:09.558
4	1:06.422	+0.544	11:52:15.980
5	1:05.941	+0.063	11:53:21.921

Lap	Lap Tm	Diff	Time of Day
(7) Charlie COPE			
1			11:48:51.805
2	1:05.557		11:49:57.362
3	1:08.378	+2.821	11:51:05.740

Lap	Lap Tm	Diff	Time of Day
(19) Ian MUNRO			
1			11:48:51.324
2	1:41.918		11:50:33.242

SMRC Summer Club Race Meeting

Lapchart

Scottish XR2 Championship

Knockhill 1.280 Miles

Race 4 - First Race

29/06/2008 11:30

Race (10 Laps) started at 11:47:40

Competitors	Laps				
	1	2	3	4	5
David SLEIGH (35)	1	35	35	35	35
Peter CRUICKSHANK (5)	2	5	5	5	5
Ian MUNRO (19)	3	19	7	9	9
Charlie COPE (7)	4	7	9	24	24
Derek McDOUGALL (9)	5	9	24	20	20
Steven GRAY (24)	6	24	8	7	8
Dave COLVILLE (8)	7	8	20	8	55
John SHERIDAN (31)	8	31	31	55	39
Callum DRYBURGH (20)	9	20	55	39	31
Ian FORREST (55)	10	55	39	31	82
Stuart WILSON (39)	11	39	25	25	25
Barry HOLMES (25)	12	25	82	82	32
Geraint JONES (82)	13	82	32	32	43
Findlay ADAMS (32)	14	32	76	76	76
Mike STRONG (68)	15	68	43	43	68
Jason CALLAGHAN (76)	16	76	68	68	81
David DRYBURGH (43)	17	43	81	81	54
David HEADEN (81)	18	81	85	85	85
Blair MURDOCH (85)	19	85	33	33	33
Stephen RUSSELL (27)	20	27	74	27	27
Stuart HASTON (98)	21	98	34	74	34
Chris PHILIP (33)	22	33	98	54	44
Stewart ELKIN (74)	23	74	27	34	74
Stephen EMSLIE (34)	24	34	23	98	80
Fiona WALLACE (23)	25	23	54	44	98
Sandy FORREST (54)	26	54	44	23	23
Gary MEIKLE (44)	27	44	80	80	87
Kenneth BREWSTER (80)	28	80	87	87	
Steven BREWSTER (87)	29	87	19		

Clerk of the Course Sig. Time

Orbits 4

Chief Timekeeper - Ian Sharp

www.amb-it.com

Weather Track

www.mylaps.com

Results available on smart-timing.co.ukS

Licensed to: SMART

Printed: 30/06/2008 12:49:32

SMRC Summer Club Race Meeting

Scottish XR2 Championship

Knockhill 1.280 Miles

Race 11- Second Race

29/06/2008 15:30

Race (10 Laps)

POLE POSITION

2
5 Peter CRUICKSHANK
5

4
24 Steven GRAY
5

6
8 Dave COLVILLE
5

8
31 John SHERIDAN
5

10
82 Geraint JONES
5

12
43 David DRYBURGH
5

14
68 Mike STRONG
5

16
85 Blair MURDOCH
5

18
27 Stephen RUSSELL
5

20
74 Stewart ELKIN
5

22
23 Fiona WALLACE
5

24
7 Charlie COPE
3

1
35 David SLEIGH
5

3
9 Derek McDOUGALL
5

5
20 Callum DRYBURGH
5

7
55 Ian FORREST
5

9
39 Stuart WILSON
5

11
32 Findlay ADAMS
5

13
76 Jason CALLAGHAN
5

15
81 David HEADEN
5

17
33 Chris PHILIP
5

19
34 Stephen EMSLIE
5

21
98 Stuart HASTON
5

23
25 Barry HOLMES
5

1

2

3

4

5

6

7

8

9

10

11

12

Clerk of the Course Sig. Time

Orbits 4

Chief Timekeeper - Ian Sharp

www.amb-it.com

Weather Track

www.mylaps.com

Results available on smart-timing.co.uk

Licensed to: SMART

SMRC Summer Club Race Meeting


Scottish XR2 Championship

Race 11- Second Race

Race (10 Laps)

Knockhill 1.280 Miles

29/06/2008 15:30



26

25

13

19 Ian MUNRO
2

28

27

14

30

29

15

44 Gary MEIKLE
5

54 Sandy FORREST
5

32

31

16

87 Steven BREWSTER
5

80 Kenneth BREWSTER
5

SMRC Formula Ford Championship

Knockhill 1.280 Miles

Race 5 - First Race

29/06/2008 12:00

Race (10 Laps) started at 12:16:14

Pos	No.	Name	Make/Model	CC	Class Code	Laps	Total Tm	Diff	Best Tm	Best Spd
1	56	Alan KIRKCALDY	Van Diemen	1600	FF16A	10	9:41.295		56.491	81.571
2	66	Rory BUTCHER	Van Diemen	1600	FF16A	10	9:41.580	0.285	56.276	81.882
3	33	Graham CARROLL	Van Diemen	1600	FF16A	10	9:43.497	2.202	56.190	82.007
4	7	Craig BRUNTON	Van Diemen	1600	FF16A	10	9:46.956	5.661	56.172	82.034
5	5	Stuart THORBURN	Van Diemen	1800	FF16A	10	9:48.376	7.081	56.048	82.215
6	23	Andrew CHESHER	Van Diemen	1600	FF16A	10	9:52.529	11.234	56.635	81.363
7	21	Jillian SHEDDEN	Van Dieman	1600	FF16A	10	10:01.758	20.463	57.916	79.564
8	75	Sasha PEARL	Van Diemen	1600	FF16A	10	10:04.669	23.374	58.203	79.171
9	22	Elliot MASON	Van Diemen	1600	FF16A	10	10:05.850	24.555	57.115	80.679
10	3	Adrian HAMILTON	Van Diemen	1600	FF16A	10	10:08.152	26.857	58.083	79.335
11	46	Martin PIERACCINI	Van Diemen	1600	FF16A	10	10:09.253	27.958	57.936	79.536
12	70	David THORBURN	Van Diemen	1600	FF16A	10	10:10.218	28.923	57.982	79.473
13	9	George SMITH	Reynard RF84	1800	FF16B	10	10:15.110	33.815	58.361	78.957
14	19	Andrew McGREGOR	Van Diemen	1600	FF16B	10	10:23.771	42.476	59.099	77.971
15	12	David KERR	Van Diemen	1600	FF16A	10	10:23.799	42.504	58.761	78.419
16	91	David ROBERTSON	Van Diemen	1600	FF16A	10	10:25.345	44.050	59.226	77.804

Margin of Victory	Avg. Speed	Best Lap Tm	Best Spd	Best Lap by
0.285	79.271	56.048	82.215	5 - Stuart THORBURN

Clerk of the Course	Sig.	Time	Orbits
Chief Timekeeper - Ian Sharp			4

Weather

Track

Results available on smart-timing.co.ukS

www.amb-it.com

www.mylaps.com

Licensed to: SMART

SMRC Summer Club Race Meeting

SMRC Formula Ford Championship

Knockhill 1.280 Miles

Race 5 - First Race

29/06/2008 12:00

Race (10 Laps) started at 12:16:14

Lap	Time of Day	Lap Tm	SFSpd	Spd
(56) Alan KIRKCALDY				
1	12:17:14.859		92.8	
2	12:18:12.119	57.260	93.3	
3	12:19:08.725	56.606	90.8	
4	12:20:05.424	56.699	91.5	
5	12:21:02.118	56.694	92.9	
6	12:21:59.057	56.939	93.0	
7	12:22:55.906	56.849	93.2	
8	12:23:52.397	56.491	93.7	
9	12:24:51.611	59.214	92.3	
10	12:25:55.519	1:03.908	90.7	

Lap	Time of Day	Lap Tm	SFSpd	Spd
(66) Rory BUTCHER				
1	12:17:16.624		92.5	
2	12:18:13.542	56.918	93.7	
3	12:19:09.818	56.276	94.3	
4	12:20:06.203	56.385	94.3	
5	12:21:02.557	56.354	94.7	
6	12:21:59.427	56.870	95.0	
7	12:22:56.771	57.344	90.3	
8	12:23:53.417	56.646	93.3	
9	12:24:52.514	59.097	93.7	
10	12:25:55.804	1:03.290	92.9	

Lap	Time of Day	Lap Tm	SFSpd	Spd
(33) Graham CARROLL				
1	12:17:16.201		93.0	
2	12:18:13.312	57.111	93.6	
3	12:19:09.502	56.190	94.7	
4	12:20:05.973	56.471	94.7	
5	12:21:02.229	56.256	95.0	
6	12:21:59.180	56.951	93.6	
7	12:22:56.113	56.933	95.0	
8	12:23:52.646	56.533	95.8	
9	12:24:54.218	1:01.572	95.6	
10	12:25:57.721	1:03.503	94.9	

Lap	Time of Day	Lap Tm	SFSpd	Spd
(7) Craig BRUNTON				
1	12:17:17.106		92.5	
2	12:18:14.433	57.327	93.8	
3	12:19:11.040	56.607	94.6	
4	12:20:08.064	57.024	91.6	
5	12:21:04.529	56.465	94.7	
6	12:22:00.701	56.172	94.3	
7	12:22:57.118	56.417	83.3	
8	12:23:54.563	57.445	95.8	
9	12:24:56.523	1:01.960	93.8	
10	12:26:01.180	1:04.657	92.8	

Lap	Time of Day	Lap Tm	SFSpd	Spd
(5) Stuart THORBURN				
1	12:17:16.943		92.5	
2	12:18:14.137	57.194	92.8	
3	12:19:10.899	56.762	92.9	
4	12:20:07.940	57.041	91.3	
5	12:21:04.082	56.142	93.8	
6	12:22:00.130	56.048	93.8	
7	12:22:56.864	56.734	89.7	
8	12:23:54.446	57.582	93.8	
9	12:24:57.940	1:03.494	93.3	
10	12:26:02.600	1:04.660	89.8	

Lap	Time of Day	Lap Tm	SFSpd	Spd
(23) Andrew CHESHER				
1	12:17:18.062		92.9	
2	12:18:15.821	57.759	93.6	
3	12:19:12.974	57.153	92.3	
4	12:20:10.318	57.344	93.4	
5	12:21:07.177	56.859	93.4	
6	12:22:03.836	56.659	93.3	
7	12:23:00.877	57.041	93.2	
8	12:23:57.512	56.635	93.7	
9	12:25:02.009	1:04.497	93.3	
10	12:26:06.753	1:04.744	92.8	

Lap	Time of Day	Lap Tm	SFSpd	Spd
(21) Jillian SHEDDEN				
1	12:17:19.639		90.0	
2	12:18:18.143	58.504	91.9	
3	12:19:16.545	58.402	91.1	
4	12:20:15.043	58.498	90.2	
5	12:21:13.370	58.327	91.4	
6	12:22:11.286	57.916	90.8	
7	12:23:09.713	58.427	91.4	
8	12:24:08.494	58.781	91.0	
9	12:25:09.898	1:01.404	91.0	
10	12:26:15.982	1:06.084	89.4	

Lap	Time of Day	Lap Tm	SFSpd	Spd
(75) Sasha PEARL				
1	12:17:19.890		90.2	
2	12:18:19.742	59.852	91.9	
3	12:19:19.283	59.541	86.8	
4	12:20:18.415	59.132	90.7	
5	12:21:16.618	58.203	91.6	
6	12:22:15.844	59.226	91.0	
7	12:23:14.096	58.252	89.6	
8	12:24:12.718	58.622	91.0	
9	12:25:14.200	1:01.482	90.5	
10	12:26:18.893	1:04.693	90.2	

Lap	Time of Day	Lap Tm	SFSpd	Spd
(22) Elliot MASON				
1	12:17:23.602		92.1	
2	12:18:24.350	1:00.748	92.3	
3	12:19:23.704	59.354	92.0	
4	12:20:21.386	57.682	92.0	
5	12:21:18.501	57.115	92.9	
6	12:22:17.241	58.740	92.3	
7	12:23:14.985	57.744	91.3	
8	12:24:13.381	58.396	91.4	
9	12:25:15.126	1:01.745	91.5	
10	12:26:20.074	1:04.948	85.1	

Lap	Time of Day	Lap Tm	SFSpd	Spd
(3) Adrian HAMILTON				
1	12:17:20.663		89.6	
2	12:18:20.726	1:00.063	90.5	
3	12:19:19.317	58.591	89.1	
4	12:20:19.272	59.955	91.8	
5	12:21:17.355	58.083	92.5	
6	12:22:16.698	59.343	91.1	
7	12:23:15.493	58.795	87.9	
8	12:24:14.157	58.664	90.8	
9	12:25:16.397	1:02.240	90.9	
10	12:26:22.376	1:05.979	88.6	

(46) Martin PIERACCINI				
1	12:17:23.087		92.1	

Lap	Time of Day	Lap Tm	SFSpd	Spd
(70) David THORBURN				
1	12:17:19.976		91.8	
2	12:18:21.403	1:01.427	93.2	
3	12:19:19.607	58.204	92.4	
4	12:20:18.989	59.382	92.1	
5	12:21:16.953	57.964	92.8	
6	12:22:16.922	59.969	93.2	
7	12:23:14.864	57.942	91.6	
8	12:24:12.800	57.936	92.8	
9	12:25:18.196	1:05.396	91.5	
10	12:26:23.477	1:05.281	89.8	

Lap	Time of Day	Lap Tm	SFSpd	Spd
(70) David THORBURN				
1	12:17:19.126		90.0	
2	12:18:18.033	58.907	90.7	
3	12:19:24.586	1:06.553	79.0	
4	12:20:23.869	59.283	90.8	
5	12:21:21.858	57.989	91.0	
6	12:22:20.004	58.146	91.3	
7	12:23:17.986	57.982	90.9	
8	12:24:16.955	58.969	91.1	
9	12:25:19.006	1:02.051	90.7	
10	12:26:24.442	1:05.436	89.4	

Lap	Time of Day	Lap Tm	SFSpd	Spd
(9) George SMITH				
1	12:17:21.056		90.9	
2	12:18:21.601	1:00.545	92.3	
3	12:19:20.998	59.397	91.1	
4	12:20:19.649	58.651	91.8	
5	12:21:18.010	58.361	92.0	
6	12:22:17.594	59.584	89.2	
7	12:23:16.627	59.033	61.8	
8	12:24:16.518	59.891	91.4	
9	12:25:19.238	1:02.720	92.0	
10	12:26:29.334	1:10.096	73.8	

Lap	Time of Day	Lap Tm	SFSpd	Spd
(19) Andrew McGREGOR				
1	12:17:22.911		88.5	
2	12:18:25.078	1:02.167	86.7	
3	12:19:25.938	1:00.860	87.9	
4	12:20:25.836	59.898	88.9	
5	12:21:26.243	1:00.407	88.7	
6	12:22:26.829	1:00.586	86.8	
7	12:23:25.928	59.099	89.3	
8	12:24:25.238	59.310	86.9	
9	12:25:29.565	1:04.327	87.1	
10	12:26:37.995	1:08.430	87.3	

Lap	Time of Day	Lap Tm	SFSpd	Spd
(12) David KERR				
1	12:17:22.111		90.7	
2	12:18:24.149	1:02.038	92.3	
3	12:19:25.261	1:01.112	91.3	
4	12:20:25.305	1:00.044	89.6	
5	12:21:25.604	1:00.299	91.3	
6	12:22:24.365	58.761	90.5	
7	12:23:23.971	59.606	91.5	
8	12:24:24.427	1:00.456	90.5	
9	12:25:29.372	1:04.945	90.7	
10	12:26:38.023	1:08.651	91.8	

(91) David ROBERTSON				
1	12:17:23.087		92.1	

Clerk of the Course Sig.

Time

Orbits 4

Chief Timekeeper - Ian Sharp

www.amb-it.com

Weather Track

www.mylaps.com

Results available on smart-timing.co.ukS

Licensed to: SMART

SMRC Summer Club Race Meeting

SMRC Formula Ford Championship

Knockhill 1.280 Miles

Race 5 - First Race

29/06/2008 12:00

Race (10 Laps) started at 12:16:14

Lap	Time of Day	Lap Tm	SFSpd Spd	Lap	Time of Day	Lap Tm	SFSpd Spd	Lap	Time of Day	Lap Tm	SFSpd Spd
2	12:18:23.975	1:00.888	90.8								
3	12:19:24.580	1:00.605	92.7								
4	12:20:24.646	1:00.066	92.0								
5	12:21:25.999	1:01.353	88.6								
6	12:22:25.225	59.226	92.9								
7	12:23:24.515	59.290	92.8								
8	12:24:24.768	1:00.253	92.3								
9	12:25:29.727	1:04.959	92.1								
10	12:26:39.569	1:09.842	91.4								

Clerk of the Course Sig. Time Orbits 4

Chief Timekeeper - Ian Sharp

www.amb-it.com

Weather Track

www.mylaps.com

Results available on smart-timing.co.ukS

Licensed to: SMART

SMRC Formula Ford Championship

Knockhill 1.280 Miles

Race 5 - First Race

29/06/2008 12:00

Race (10 Laps) started at 12:16:14

Competitors	Laps									
	1	2	3	4	5	6	7	8	9	10
Alan KIRKCALDY (56)	1	56	56	56	56	56	56	56	56	56
Graham CARROLL (33)	2	33	33	33	33	33	33	33	33	66
Rory BUTCHER (66)	3	66	66	66	66	66	66	66	66	33
Stuart THORBURN (5)	4	5	5	5	5	5	5	5	5	7
Craig BRUNTON (7)	5	7	7	7	7	7	7	7	7	5
Andrew CHESHER (23)	6	23	23	23	23	23	23	23	23	23
David THORBURN (70)	7	70	70	21	21	21	21	21	21	21
Jillian SHEDDEN (21)	8	21	21	75	75	75	75	75	75	75
Sasha PEARL (75)	9	75	75	3	46	46	3	46	46	22
Martin PIERACCINI (46)	10	46	3	46	3	3	46	22	22	3
Adrian HAMILTON (3)	11	3	46	9	9	9	22	3	3	46
George SMITH (9)	12	9	9	22	22	22	9	9	9	70
David KERR (12)	13	12	91	91	70	70	70	70	9	9
Andrew McGREGOR (19)	14	19	12	70	91	12	12	12	12	19
David ROBERTSON (91)	15	91	22	12	12	91	91	91	91	19
Elliot MASON (22)	16	22	19	19	19	19	19	19	19	91

Clerk of the Course Sig. Time Orbits 4

Chief Timekeeper - Ian Sharp

www.amb-it.com

Weather Track

www.mylaps.com

Results available on smart-timing.co.ukS

Licensed to: SMART

SMRC Summer Club Race Meeting

SMRC Formula Ford Championship

Race 12 - Second Race

Race (10 Laps)

Knockhill 1.280 Miles

29/06/2008 16:00

POLE POSITION

2
66 RORY BUTCHER
10

4
7 CRAIG BRUNTON
10

6
23 ANDREW CHESHER
10

8
75 SASHA PEARL
10

10
3 ADRIAN HAMILTON
10

12
70 DAVID THORBURN
10

14
19 ANDREW MCGREGOR
10

16
91 DAVID ROBERTSON
10

1
56 ALAN KIRKCALDY
10

3
33 GRAHAM CARROLL
10

5
5 STUART THORBURN
10

7
21 JILLIAN SHEDDEN
10

9
22 ELLIOT MASON
10

11
46 MARTIN PIERACCINI
10

13
9 GEORGE SMITH
10

15
12 DAVID KERR
10

1

2

3

4

5

6

7

8

Clerk of the Course

Sig.

Time

Orbits 4

Chief Timekeeper - Ian Sharp

www.amb-it.com

Weather

Track

www.mylaps.com

Results available on smart-timing.co.ukS

Licensed to: SMART

SMRC Summer Club Race Meeting

Sorted on Laps

smartycars.com Mini Cooper Cup

Knockhill 1.280 Miles

Race 6 - First Race

29/06/2008 12:30

Race (8 Laps) started at 12:38:50

Pos	No.	Name	Make/Model	CC	Class Cod	Laps	Total Tm	Diff	Best Tm n	Lap
1	7	Vic COVEY Jnr	Mini Cooper	1600	SM	8	10:43.972		1:09.946	6
2	2	Kenneth THIRWALL	Mini Cooper	1600	SM	8	10:48.295	4.323	1:10.040	7
3	17	Mark DRYDEN	Mini Cooper	1600	SM	8	10:48.851	4.879	1:10.419	8
4	18	Chris KNOX	Mini Cooper	1600	SMN	8	10:50.568	6.596	1:10.641	8
5	3	Ian MILTON	Mini Cooper	1600	SM	8	10:51.078	7.106	1:10.787	8
6	1	Robin LIDDELL	Mini Cooper	1600	SM	8	10:52.078	8.106	1:10.668	3
7	20	Andrew WINCHSTER	Mini Cooper	1600	SMN	8	10:52.577	8.605	1:11.050	3
8	14	Jordan GRONKOWSKI	Mini Cooper	1600	SM	8	10:55.582	11.610	1:11.073	5
9	8	Finlay CROCKER	Mini Cooper	1600	SM	8	10:58.006	14.034	1:10.110	7
10	4	Gilbert GROSSETT	Mini Cooper	1600	SM	8	11:09.422	25.450	1:12.575	5
11	22	Chris PEARSON	Mini Cooper	1600	SMN	8	11:10.290	26.318	1:12.707	8
12	9	Michael ROWAN	Mini Cooper	1600	SM	8	11:15.133	31.161	1:13.190	8
13	21	Gavin STRUTH	Mini Cooper	1600	SMN	8	11:24.235	40.263	1:13.614	6
14	16	Manio LOIA	Mini Cooper	1600	SMN	8	11:36.973	53.001	1:15.361	8
15	15	Cosmo MOLINARO	Mini Cooper	1600	SMN	8	11:49.829	1:05.857	1:17.086	2
16	12	Willie STRUTH	Mini Cooper	1600	SMN	8	11:56.065	1:12.093	1:15.935	8
17	11	Gemma DREELAN	Mini Cooper	1600	SMN	6	11:37.204	2 Laps	1:20.739	1
Not classified (80% = 6 Laps)										
	6	Alasdair McGOWAN	Mini Cooper	1600	SMN			DNS		0

Announcements

Car No.8 - Plus 10 second - Jump Start penalty.

Margin of Victory	Avg. Speed	Best Lap Tm	Best Spd	Best Lap by
4.323	57.245	1:09.946	65.879	7 - Vic COVEY Jnr

Clerk of the Course	Sig.	Time	Orbits 4
Chief Timekeeper - Ian Sharp			www.amb-it.com
Weather		Track	www.mylaps.com
Results available on smart-timing.co.ukS			Licensed to: SMART

Printed: 30/06/2008 12:54:03

SMRC Summer Club Race Meeting

smartycars.com Mini Cooper Cup

Knockhill 1.280 Miles

Race 6 - First Race

29/06/2008 12:30

Race (8 Laps) started at 12:38:50

Lap	Lap Tm	Diff	Time of Day
(7) Vic COVEY Jnr			
1	1:11.421	+1.475	12:41:17.737
2	1:12.145	+2.199	12:42:29.882
3	1:11.811	+1.865	12:43:41.693
4	1:12.051	+2.105	12:44:53.744
5	1:10.466	+0.520	12:46:04.210
6	1:09.946		12:47:14.156
7	1:10.191	+0.245	12:48:24.347
8	1:10.093	+0.147	12:49:34.440

Lap	Lap Tm	Diff	Time of Day
(2) Kenneth THIRWALL			
1	1:11.235	+1.195	12:41:18.514
2	1:11.914	+1.874	12:42:30.428
3	1:11.662	+1.622	12:43:42.090
4	1:12.051	+2.011	12:44:54.141
5	1:10.910	+0.870	12:46:05.051
6	1:12.960	+2.920	12:47:18.011
7	1:10.040		12:48:28.051
8	1:10.712	+0.672	12:49:38.763

Lap	Lap Tm	Diff	Time of Day
(17) Mark DRYDEN			
1	1:11.922	+1.503	12:41:19.796
2	1:11.976	+1.557	12:42:31.772
3	1:11.092	+0.673	12:43:42.864
4	1:11.619	+1.200	12:44:54.483
5	1:11.405	+0.986	12:46:05.888
6	1:12.123	+1.704	12:47:18.011
7	1:10.889	+0.470	12:48:28.900
8	1:10.419		12:49:39.319

Lap	Lap Tm	Diff	Time of Day
(18) Chris KNOX			
1	1:12.431	+1.790	12:41:22.886
2	1:11.346	+0.705	12:42:34.232
3	1:11.514	+0.873	12:43:45.746
4	1:11.681	+1.040	12:44:57.427
5	1:10.859	+0.218	12:46:08.286
6	1:10.873	+0.232	12:47:19.159
7	1:11.236	+0.595	12:48:30.395
8	1:10.641		12:49:41.036

Lap	Lap Tm	Diff	Time of Day
(3) Ian MILTON			
1	1:12.885	+2.098	12:41:22.121
2	1:11.918	+1.131	12:42:34.039
3	1:11.025	+0.238	12:43:45.064
4	1:11.526	+0.739	12:44:56.590
5	1:11.388	+0.601	12:46:07.978
6	1:11.493	+0.706	12:47:19.471
7	1:11.288	+0.501	12:48:30.759
8	1:10.787		12:49:41.546

Lap	Lap Tm	Diff	Time of Day
(1) Robin LIDDELL			
1	1:13.114	+2.446	12:41:21.816
2	1:11.825	+1.157	12:42:33.641
3	1:10.668		12:43:44.309
4	1:11.699	+1.031	12:44:56.008
5	1:11.706	+1.038	12:46:07.714
6	1:12.661	+1.993	12:47:20.375
7	1:11.184	+0.516	12:48:31.559
8	1:10.987	+0.319	12:49:42.546

Lap	Lap Tm	Diff	Time of Day
(20) Andrew WINCHSTER			
1	1:12.483	+1.433	12:41:21.424
2	1:11.442	+0.392	12:42:32.866
3	1:11.050		12:43:43.916
4	1:11.363	+0.313	12:44:55.279

Lap	Lap Tm	Diff	Time of Day
5	1:11.821	+0.771	12:46:07.100
6	1:11.187	+0.137	12:47:18.287
7	1:12.557	+1.507	12:48:30.844
8	1:12.201	+1.151	12:49:43.045

Lap	Lap Tm	Diff	Time of Day
(14) Jordan GRONKOWSKI			
1	1:13.238	+2.165	12:41:23.118
2	1:11.485	+0.412	12:42:34.603
3	1:11.287	+0.214	12:43:45.890
4	1:11.494	+0.421	12:44:57.384
5	1:11.073		12:46:08.457
6	1:11.461	+0.388	12:47:19.918
7	1:11.349	+0.276	12:48:31.267
8	1:14.783	+3.710	12:49:46.050

Lap	Lap Tm	Diff	Time of Day
(8) Finlay CROCKER			
1	1:11.288	+1.178	12:41:17.450
2	1:11.975	+1.865	12:42:29.425
3	1:11.831	+1.721	12:43:41.256
4	1:12.116	+2.006	12:44:53.372
5	1:11.402	+1.292	12:46:04.774
6	1:12.508	+2.398	12:47:17.282
7	1:10.110		12:48:27.392
8	1:11.082	+0.972	12:49:38.474

Lap	Lap Tm	Diff	Time of Day
(4) Gilbert GROSSETT			
1	1:14.431	+1.856	12:41:26.176
2	1:14.796	+2.221	12:42:40.972
3	1:13.231	+0.656	12:43:54.203
4	1:13.445	+0.870	12:45:07.648
5	1:12.575		12:46:20.223
6	1:13.776	+1.201	12:47:33.999
7	1:12.662	+0.087	12:48:46.661
8	1:13.229	+0.654	12:49:59.890

Lap	Lap Tm	Diff	Time of Day
(22) Chris PEARSON			
1	1:14.043	+1.336	12:41:27.937
2	1:13.998	+1.291	12:42:41.935
3	1:13.094	+0.387	12:43:55.029
4	1:13.288	+0.581	12:45:08.317
5	1:13.311	+0.604	12:46:21.628
6	1:13.147	+0.440	12:47:34.775
7	1:13.276	+0.569	12:48:48.051
8	1:12.707		12:50:00.758

Lap	Lap Tm	Diff	Time of Day
(9) Michael ROWAN			
1	1:14.859	+1.669	12:41:29.784
2	1:14.461	+1.271	12:42:44.245
3	1:13.748	+0.558	12:43:57.993
4	1:13.818	+0.628	12:45:11.811
5	1:14.159	+0.969	12:46:25.970
6	1:13.221	+0.031	12:47:39.191
7	1:13.220	+0.030	12:48:52.411
8	1:13.190		12:50:05.601

Lap	Lap Tm	Diff	Time of Day
(21) Gavin STRUTH			
1	1:14.392	+0.778	12:41:28.954
2	1:14.867	+1.253	12:42:43.821
3	1:15.269	+1.655	12:43:59.090
4	1:14.215	+0.601	12:45:13.305
5	1:17.620	+4.006	12:46:30.925
6	1:13.614		12:47:44.539
7	1:15.729	+2.115	12:49:00.268
8	1:14.435	+0.821	12:50:14.703

Lap	Lap Tm	Diff	Time of Day
(16) Manio LOIA			

Lap	Lap Tm	Diff	Time of Day
1	1:16.697	+1.336	12:41:35.522
2	1:17.153	+1.792	12:42:52.675
3	1:15.998	+0.637	12:44:08.673
4	1:15.787	+0.426	12:45:24.460
5	1:15.659	+0.298	12:46:40.119
6	1:16.375	+1.014	12:47:56.494
7	1:15.586	+0.225	12:49:12.080
8	1:15.361		12:50:27.441

Lap	Lap Tm	Diff	Time of Day
(15) Cosmo MOLINARO			
1	1:17.609	+0.523	12:41:37.117
2	1:17.086		12:42:54.203
3	1:18.034	+0.948	12:44:12.237
4	1:17.142	+0.056	12:45:29.379
5	1:18.190	+1.104	12:46:47.569
6	1:18.242	+1.156	12:48:05.811
7	1:17.200	+0.114	12:49:23.011
8	1:17.286	+0.200	12:50:40.297

Lap	Lap Tm	Diff	Time of Day
(12) Willie STRUTH			
1	1:17.796	+1.861	12:41:45.791
2	1:19.359	+3.424	12:43:05.150
3	1:16.719	+0.784	12:44:21.869
4	1:17.721	+1.786	12:45:39.590
5	1:17.263	+1.328	12:46:56.853
6	1:17.338	+1.403	12:48:14.191
7	1:16.407	+0.472	12:49:30.598
8	1:15.935		12:50:46.533

Lap	Lap Tm	Diff	Time of Day
(11) Gemma DREELAN			
1	1:20.739		12:41:44.298
2	1:21.325	+0.586	12:43:05.623
3	1:21.540	+0.801	12:44:27.163
4	1:20.867	+0.128	12:45:48.030
5	1:23.227	+2.488	12:47:11.257
6	3:16.415	+1:55.676	12:50:27.672

Clerk of the Course

Sig.

Time

Orbits 4

Chief Timekeeper - Ian Sharp

Weather

Track

Results available on smart-timing.co.ukS

www.amb-it.com

www.mylaps.com

Licensed to: SMART

Printed: 30/06/2008 12:54:37

SMRC Summer Club Race Meeting

Lapchart


smartycars.com Mini Cooper Cup

Knockhill 1.280 Miles

Race 6 - First Race

29/06/2008 12:30

Race (8 Laps) started at 12:38:50



Competitors	Laps									
	0	1	2	3	4	5	6	7	8	
Finlay CROCKER (8)	1	8	8	8	8	8	7	7	7	7
Vic COVEY Jnr (7)	2	7	7	7	7	7	8	8	8	8
Kenneth THIRWALL (2)	3	2	2	2	2	2	2	17	2	2
Mark DRYDEN (17)	4	17	17	17	17	17	17	2	17	17
Robin LIDDELL (1)	5	1	20	20	20	20	20	20	18	18
Andrew WINCHSTER (20)	6	20	1	1	1	1	1	18	3	3
Ian MILTON (3)	7	3	3	3	3	3	3	3	20	1
Jordan GRONKOWSKI (14)	8	14	18	18	18	14	18	14	14	20
Chris KNOX (18)	9	18	14	14	14	18	14	1	1	14
Gilbert GROSSETT (4)	10	4	4	4	4	4	4	4	4	4
Chris PEARSON (22)	11	22	22	22	22	22	22	22	22	22
Gavin STRUTH (21)	12	21	21	21	9	9	9	9	9	9
Michael ROWAN (9)	13	9	9	9	21	21	21	21	21	21
Manio LOIA (16)	14	16	16	16	16	16	16	16	16	16
Cosmo MOLINARO (15)	15	15	15	15	15	15	15	15	15	15
Gemma DREELAN (11)	16	11	11	12	12	12	12	12	12	12
Willie STRUTH (12)	17	12	12	11	11	11	11	11	11	11
-	18									

Clerk of the Course Sig. Time

Chief Timekeeper - Ian Sharp

Weather Track

Results available on smart-timing.co.ukS

Orbits 4

www.amb-it.com

www.mylaps.com

Licensed to: SMART

SMRC Summer Club Race Meeting

smartcars.com Mini Cooper Cup

Knockhill 1.280 Miles

Race 10 - Second Race

29/06/2008 15:00

Race (8 Laps)

POLE POSITION

2
2 Kenneth THIRWALL
8

4
18 Chris KNOX
8

6
1 Robin LIDDELL
8

8
14 Jordan GRONKOWSKI
8

10
4 Gilbert GROSSETT
8

12
9 Michael ROWAN
8

14
16 Manio LOIA
8

16
12 Willie STRUTH
8

18
6 Alasdair McGOWAN

1
7 Vic COVEY Jnr
8

3
17 Mark DRYDEN
8

5
3 Ian MILTON
8

7
20 Andrew WINCHSTER
8

9
8 Finlay CROCKER
8

11
22 Chris PEARSON
8

13
21 Gavin STRUTH
8

15
15 Cosmo MOLINARO
8

17
11 Gemma DREELAN
6

1

2

3

4

5

6

7

8

9

Clerk of the Course Sig. Time

Orbits 4

Chief Timekeeper - Ian Sharp

www.amb-it.com

Weather Track

www.mylaps.com

Results available on smart-timing.co.uk

Licensed to: SMART

Printed: 30/06/2008 12:55:38

SMRC Summer Club Race Meeting

Sorted on Laps

Scottish Legends Championship

Knockhill 1.280 Miles

Race 7 - Second Race - AMENDED RESULT

29/06/2008 13:30

Race (8 Laps) started at 13:56:44

Pos	No.	Name	Make/Model	CC	Class Code	Laps	Total Tm	Diff	Best Tm	Best Spd
1	68	Carol BROWN	Ford Coupe	1200	L	8	9:53.241		1:11.478	64.467
2	26	Scott HYNDS	Chevy Sedan	1250	L	8	9:53.972	0.731	1:11.022	64.881
3	28	Frank HYNDS	Ford Sedan	1250	L	8	9:57.169	3.928	1:12.018	63.984
4	13	Chris HYNDS	Legend	1250	L	8	10:02.109	8.868	1:11.857	64.127
5	70	David THORBURN	34 Ford Coupe	1200	L	8	10:05.628	12.387	1:11.504	64.444
6	69	Gerard McCOSH	Ford Coupe	1250	L	8	10:06.958	13.717	1:12.850	63.253
7	31	Aly HUNTER	Chevy Sedan	1250	L	8	10:09.886	16.645	1:14.113	62.175
8	25	Pat HYNDS	34 Chevy	1250	L	8	10:11.288	18.047	1:11.747	64.226
9	48	Tony CAIG	Chevy Sedan	1250	L	8	10:17.889	24.648	1:13.004	63.120
10	88	Jason OGG	34 Chevy Coupe	1250	L	8	10:21.734	28.493	1:11.582	64.374
11	44	Andrew DONALD	Ford Sedan	1250	L	8	10:21.985	28.744	1:13.634	62.580
12	46	Colin ATKINSON	Ford 37 Coupe	1200	L	8	10:22.053	28.812	1:15.936	60.683
13	37	Alistair DOW	Ford Coupe	1250	L	8	10:28.719	35.478	1:14.714	61.675
14	30	Errico PALAZZO	Ford Coupe	1250	L	8	10:35.283	42.042	1:15.384	61.127
15	07	Gordon MANN	37 Ford Sedan	1250	L	8	10:40.180	46.939	1:15.326	61.174
16	10	Frank OGG	Legend	1250	L	8	10:41.171	47.930	1:16.015	60.620
17	80	Mervyn WILSON	Legend	1200	L	8	10:46.872	53.631	1:17.212	59.680
18	17	Stewart BLACK	Ford Sedan	1250	L	8	10:47.504	54.263	1:16.573	60.178
19	27	Murray FORD	Ford Sedan	1250	L	8	10:47.744	54.503	1:17.307	59.607
20	08	Graham SCOTT	Legend	1250	L	8	10:47.991	54.750	1:15.927	60.690
21	71	Alasdair THOM	Chevy Sedan	1250	L	8	11:01.784	1:08.543	1:17.476	59.476
22	23	Alisdair GAULD	Legend	1200	L	7	9:59.764	1 Lap	1:14.963	61.470
Not classified ()										
DNF	18	Richard CROZIER	37 Chevy	1250	L	2	2:44.881	DNF	1:15.393	61.120

Announcements

AMENDED RESULT - Car No.88 - Plus 10 second penalty - Yellow flag infringement.

Margin of Victory	Avg. Speed	Best Lap Tm	Best Spd	Best Lap by
0.731	62.140	1:11.022	64.881	26 - Scott HYNDS

Clerk of the Course	Sig.	Time	Orbits
Chief Timekeeper - Ian Sharp			4
Weather		Track	
Results available on smart-timing.co.ukS			

www.amb-it.com

www.mylaps.com

Licensed to: SMART

SMRC Summer Club Race Meeting

Scottish Legends Championship

Knockhill 1.280 Miles

Race 7 - Second Race - AMENDED RESULT

29/06/2008 13:30

Race (8 Laps) started at 13:56:44

Lap	Lap Tm	Diff	Time of Day
(68) Carol BROWN			
1	1:20.261	+8.783	13:58:09.092
2	1:14.737	+3.259	13:59:23.829
3	1:13.556	+2.078	14:00:37.385
4	1:12.399	+0.921	14:01:49.784
5	1:12.004	+0.526	14:03:01.788
6	1:12.673	+1.195	14:04:14.461
7	1:11.780	+0.302	14:05:26.241
8	1:11.478		14:06:37.719

Lap	Lap Tm	Diff	Time of Day
(26) Scott HYNDS			
1	1:21.572	+10.550	13:58:07.976
2	1:16.285	+5.263	13:59:24.261
3	1:13.918	+2.896	14:00:38.179
4	1:12.130	+1.108	14:01:50.309
5	1:12.824	+1.802	14:03:03.133
6	1:12.295	+1.273	14:04:15.428
7	1:12.000	+0.978	14:05:27.428
8	1:11.022		14:06:38.450

Lap	Lap Tm	Diff	Time of Day
(28) Frank HYNDS			
1	1:22.842	+10.824	13:58:11.170
2	1:13.610	+1.592	13:59:24.780
3	1:14.373	+2.355	14:00:39.153
4	1:12.845	+0.827	14:01:51.998
5	1:12.868	+0.850	14:03:04.866
6	1:12.018		14:04:16.884
7	1:12.098	+0.080	14:05:28.982
8	1:12.665	+0.647	14:06:41.647

Lap	Lap Tm	Diff	Time of Day
(13) Chris HYNDS			
1	1:24.258	+12.401	13:58:13.157
2	1:15.306	+3.449	13:59:28.463
3	1:13.778	+1.921	14:00:42.241
4	1:13.354	+1.497	14:01:55.595
5	1:12.916	+1.059	14:03:08.511
6	1:14.059	+2.202	14:04:22.570
7	1:12.160	+0.303	14:05:34.730
8	1:11.857		14:06:46.587

Lap	Lap Tm	Diff	Time of Day
(70) David THORBURN			
1	1:31.761	+20.257	13:58:21.549
2	1:15.233	+3.729	13:59:36.782
3	1:13.766	+2.262	14:00:50.548
4	1:11.941	+0.437	14:02:02.489
5	1:11.740	+0.236	14:03:14.229
6	1:11.504		14:04:25.733
7	1:12.000	+0.496	14:05:37.733
8	1:12.373	+0.869	14:06:50.106

Lap	Lap Tm	Diff	Time of Day
(69) Gerard McCOSH			
1	1:21.449	+8.599	13:58:12.422
2	1:15.556	+2.706	13:59:27.978
3	1:13.684	+0.834	14:00:41.662
4	1:12.850		14:01:54.512
5	1:14.110	+1.260	14:03:08.622
6	1:14.109	+1.259	14:04:22.731
7	1:14.362	+1.512	14:05:37.093
8	1:14.343	+1.493	14:06:51.436

Lap	Lap Tm	Diff	Time of Day
(31) Aly HUNTER			
1	1:21.151	+7.038	13:58:07.430
2	1:15.691	+1.578	13:59:23.121
3	1:15.757	+1.644	14:00:38.878
4	1:14.414	+0.301	14:01:53.292
5	1:14.310	+0.197	14:03:07.602
6	1:14.598	+0.485	14:04:22.200
7	1:14.113		14:05:36.313
8	1:18.051	+3.938	14:06:54.364

Lap	Lap Tm	Diff	Time of Day
(25) Pat HYNDS			
1	1:31.296	+19.549	13:58:21.371
2	1:16.649	+4.902	13:59:38.020
3	1:14.339	+2.592	14:00:52.359
4	1:13.074	+1.327	14:02:05.433
5	1:13.065	+1.318	14:03:18.498
6	1:12.569	+0.822	14:04:31.067
7	1:12.952	+1.205	14:05:44.019
8	1:11.747		14:06:55.766

Lap	Lap Tm	Diff	Time of Day
(48) Tony CAIG			
1	1:27.410	+14.406	13:58:20.151
2	1:15.617	+2.613	13:59:35.768
3	1:14.646	+1.642	14:00:50.414
4	1:13.004		14:02:03.418
5	1:13.107	+0.103	14:03:16.525
6	1:14.459	+1.455	14:04:30.984
7	1:15.344	+2.340	14:05:46.328
8	1:16.039	+3.035	14:07:02.367

Lap	Lap Tm	Diff	Time of Day
(88) Jason OGG			
1	1:30.977	+19.395	13:58:19.875
2	1:17.422	+5.840	13:59:37.297
3	1:17.081	+5.499	14:00:54.378
4	1:12.250	+0.668	14:02:06.628
5	1:12.129	+0.547	14:03:18.757
6	1:12.840	+1.258	14:04:31.597
7	1:13.033	+1.451	14:05:44.630
8	1:11.582		14:06:56.212

Lap	Lap Tm	Diff	Time of Day
(44) Andrew DONALD			
1	1:30.022	+16.388	13:58:22.060
2	1:17.079	+3.445	13:59:39.139
3	1:17.151	+3.517	14:00:56.290
4	1:14.148	+0.514	14:02:10.438
5	1:14.246	+0.612	14:03:24.684
6	1:14.319	+0.685	14:04:39.003
7	1:13.634		14:05:52.637
8	1:13.826	+0.192	14:07:06.463

Lap	Lap Tm	Diff	Time of Day
(46) Colin ATKINSON			
1	1:22.378	+6.442	13:58:10.100
2	1:17.013	+1.077	13:59:27.113
3	1:17.129	+1.193	14:00:44.242
4	1:16.366	+0.430	14:02:00.608
5	1:16.400	+0.464	14:03:17.008
6	1:15.936		14:04:32.944
7	1:17.192	+1.256	14:05:50.136
8	1:16.395	+0.459	14:07:06.531

Lap	Lap Tm	Diff	Time of Day
(37) Alistair DOW			

Lap	Lap Tm	Diff	Time of Day
1	1:26.561	+11.847	13:58:19.472
2	1:18.275	+3.561	13:59:37.747
3	1:18.102	+3.388	14:00:55.849
4	1:14.932	+0.218	14:02:10.781
5	1:16.164	+1.450	14:03:26.945
6	1:14.714		14:04:41.659
7	1:15.210	+0.496	14:05:56.869
8	1:16.328	+1.614	14:07:13.197

Lap	Lap Tm	Diff	Time of Day
(30) Errico PALAZZO			
1	1:29.410	+14.026	13:58:19.876
2	1:18.438	+3.054	13:59:38.314
3	1:19.367	+3.983	14:00:57.681
4	1:17.370	+1.986	14:02:15.051
5	1:16.075	+0.691	14:03:31.126
6	1:15.384		14:04:46.510
7	1:16.684	+1.300	14:06:03.194
8	1:16.567	+1.183	14:07:19.761

Lap	Lap Tm	Diff	Time of Day
(07) Gordon MANN			
1	1:33.678	+18.352	13:58:23.290
2	1:20.626	+5.300	13:59:43.916
3	1:19.818	+4.492	14:01:03.734
4	1:17.083	+1.757	14:02:20.817
5	1:15.326		14:03:36.143
6	1:15.955	+0.629	14:04:52.098
7	1:15.591	+0.265	14:06:07.689
8	1:16.969	+1.643	14:07:24.658

Lap	Lap Tm	Diff	Time of Day
(10) Frank OGG			
1	1:30.262	+14.247	13:58:21.355
2	1:18.910	+2.895	13:59:40.265
3	1:19.537	+3.522	14:00:59.802
4	1:17.342	+1.327	14:02:17.144
5	1:16.015		14:03:33.159
6	1:16.144	+0.129	14:04:49.303
7	1:18.862	+2.847	14:06:08.165
8	1:17.484	+1.469	14:07:25.649

Lap	Lap Tm	Diff	Time of Day
(80) Mervyn WILSON			
1	1:30.108	+12.896	13:58:18.450
2	1:19.042	+1.830	13:59:37.492
3	1:19.632	+2.420	14:00:57.124
4	1:17.217	+0.005	14:02:14.341
5	1:17.690	+0.478	14:03:32.031
6	1:17.212		14:04:49.243
7	1:17.427	+0.215	14:06:06.670
8	1:24.680	+7.468	14:07:31.350

Lap	Lap Tm	Diff	Time of Day
(17) Stewart BLACK			
1	1:24.845	+8.272	13:58:11.795
2	1:17.869	+1.296	13:59:29.664
3	1:33.328	+16.755	14:01:02.992
4	1:18.607	+2.034	14:02:21.599
5	1:16.948	+0.375	14:03:38.547
6	1:18.666	+2.093	14:04:57.213
7	1:16.573		14:06:13.786
8	1:18.196	+1.623	14:07:31.982

Lap	Lap Tm	Diff	Time of Day
(27) Murray FORD			
1	1:30.713	+13.406	13:58:24.115

Clerk of the Course Sig.

Time

Orbits 4

Chief Timekeeper - Ian Sharp

www.amb-it.com

Weather Track

www.mylaps.com

Results available on smart-timing.co.uk

Licensed to: SMART

Printed: 29/06/2008 20:34:24

Page 1/2

SMRC Summer Club Race Meeting


Scottish Legends Championship

Knockhill 1.280 Miles

Race 7 - Second Race - AMENDED RESULT

29/06/2008 13:30

Race (8 Laps) started at 13:56:44



Lap	Lap Tm	Diff	Time of Day
2	1:19.748	+2.441	13:59:43.863
3	1:20.095	+2.788	14:01:03.958
4	1:17.846	+0.539	14:02:21.804
5	1:17.740	+0.433	14:03:39.544
6	1:17.307		14:04:56.851
7	1:17.804	+0.497	14:06:14.655
8	1:17.567	+0.260	14:07:32.222

(08) Graham SCOTT

1	1:32.250	+16.323	13:58:26.042
2	1:18.683	+2.756	13:59:44.725
3	1:20.412	+4.485	14:01:05.137
4	1:18.489	+2.562	14:02:23.626
5	1:15.927		14:03:39.553
6	1:17.784	+1.857	14:04:57.337
7	1:17.651	+1.724	14:06:14.988
8	1:17.481	+1.554	14:07:32.469

(71) Alasdair THOM

1	1:25.368	+7.892	13:58:12.520
2	1:19.448	+1.972	13:59:31.968
3	1:20.086	+2.610	14:00:52.054
4	1:17.698	+0.222	14:02:09.752
5	1:17.476		14:03:27.228
6	1:18.854	+1.378	14:04:46.082
7	1:20.335	+2.859	14:06:06.417
8	1:39.845	+22.369	14:07:46.262

(23) Alisdair GAULD

1	1:21.209	+6.246	13:58:08.640
2	1:14.963		13:59:23.603
3	2:09.824	+54.861	14:01:33.427
4	1:16.528	+1.565	14:02:49.955
5	1:15.191	+0.228	14:04:05.146
6	1:15.386	+0.423	14:05:20.532
7	1:23.710	+8.747	14:06:44.242

(18) Richard CROZIER

1	1:21.580	+6.187	13:58:13.966
2	1:15.393		13:59:29.359

Lap Lap Tm Diff Time of Day

Lap Lap Tm Diff Time of Day

Clerk of the Course Sig.

Time

Orbits 4

Chief Timekeeper - Ian Sharp

www.amb-it.com

Weather

Track

www.mylaps.com

Results available on smart-timing.co.ukS

Licensed to: SMART

Scottish Legends Championship

Knockhill 1.280 Miles

Race 7 - Second Race - AMENDED RESULT

29/06/2008 13:30

Race (8 Laps) started at 13:56:44

Competitors	Laps									
	0	1	2	3	4	5	6	7	8	
Aly HUNTER (31)	1	31	31	31	68	68	68	68	68	68
Scott HYNDS (26)	2	26	26	23	26	26	26	26	26	26
Stewart BLACK (17)	3	17	23	68	31	28	28	28	28	28
Alasdair THOM (71)	4	71	68	26	28	31	31	31	13	13
Alisdair GAULD (23)	5	23	46	28	69	69	13	13	31	70
Colin ATKINSON (46)	6	46	28	46	13	13	69	69	69	69
Frank HYNDS (28)	7	28	17	69	46	46	70	70	70	31
Mervyn WILSON (80)	8	80	69	13	48	70	48	48	25	25
Carol BROWN (68)	9	68	71	18	70	48	46	25	88	88
Jason OGG (88)	10	88	13	17	71	25	25	88	48	48
Chris HYNDS (13)	11	13	18	71	25	88	88	46	46	44
Gordon MANN (07)	12	07	80	48	88	71	44	44	44	46
David THORBURN (70)	13	70	37	70	37	44	37	37	37	37
Pat HYNDS (25)	14	25	88	88	44	37	71	71	30	30
Errico PALAZZO (30)	15	30	30	80	80	80	30	30	71	07
Gerard McCOSH (69)	16	69	48	37	30	30	80	80	80	10
Frank OGG (10)	17	10	10	25	10	10	10	10	07	80
Andrew DONALD (44)	18	44	25	30	17	07	07	07	10	17
Richard CROZIER (18)	19	18	70	44	07	17	17	27	17	27
Tony CAIG (48)	20	48	44	10	27	27	27	17	27	08
Alistair DOW (37)	21	37	07	27	08	08	08	08	08	71
Murray FORD (27)	22	27	27	07	23	23	23	23	23	
Graham SCOTT (08)	23	08	08	08						

Clerk of the Course Sig. Time Orbits 4

Chief Timekeeper - Ian Sharp

www.amb-it.com

Weather Track

www.mylaps.com

Results available on smart-timing.co.ukS

Licensed to: SMART

Scottish Classic Sports & Saloons

Knockhill 1.280 Miles

Race 8 - Second Race

29/06/2008 14:00

Race (10 Laps) started at 14:23:36

Pos	No.	Name	Make/Model	CC	Class Code	Laps	Total Tm	Diff	Best Tm	Best Spd
1	2	Oilly ROSS	Lotus Europa	1600	CSSC	10	11:19.401		1:05.423	70.434
2	4	Stan BERNARD	Porsche 911	2994	CSSD	10	11:22.635	3.234	1:05.736	70.099
3	5	Matthew GORDON	Porsche 911	2700	CSSD	10	11:26.269	6.868	1:06.301	69.501
4	21	Jimmy CROW	Ford Escort	2000	CSSC	10	11:34.933	15.532	1:07.600	68.166
5	3	Adam BERNARD	Porsche 911	2687	CSSD	10	11:35.173	15.772	1:07.142	68.631
6	77	Tommy GILMARTIN	Ford Capri	3000	CSSD	10	11:36.167	16.766	1:07.125	68.648
7	25	Willie ROBERTSON	Datsun 240Z	2393	CSSD	10	11:43.238	23.837	1:05.903	69.921
8	15	Donald LAIRD	Lotus Elan	1558	CSSC	10	11:58.399	38.998	1:09.255	66.537
9	66	Ian LONGFORD	Ford Escort	2000	CSSC	10	12:07.565	48.164	1:09.817	66.001
10	40	Derek HASTINGS	Lotus Elan+2	1558	CSSC	10	12:07.797	48.396	1:10.785	65.099
11	32	Roger CARDEN	TVR 3000	2994	CSSD	10	12:30.341	1:10.940	1:13.527	62.671
12	41	Grant ALLAN	Porsche 911	2993	CSSD	10	12:30.482	1:11.081	1:13.133	63.008
13	29	Richard MERRELL	Alfa GTJ	1995	SCCC	10	12:31.756	1:12.355	1:13.063	63.069
14	6	George LEITCH	Mini Ogle	1293	CSSB	9	11:20.500	1 Lap	1:13.420	62.762
15	16	Colin BEVERIDGE	Alfa Sud	1490	CSSB	9	11:21.269	1 Lap	1:12.694	63.389
16	11	Ian MORTON	MG Midget	1380	CSSB	9	11:32.119	1 Lap	1:13.077	63.057
17	14	Tim REID	Alfa Romeo Guiletta	1598	CSSC	9	11:50.119	1 Lap	1:16.252	60.431
18	34	Ian MILLER	Alfa Romeo	2000	CSSC	9	11:58.914	1 Lap	1:16.929	59.899

Not classified (80% = 8 Laps)

DNS	31	Kenny ALLEN	Lotus Elan	1558	CSSC				DNS	-
-----	----	-------------	------------	------	------	--	--	--	-----	---

Margin of Victory	Avg. Speed	Best Lap Tm	Best Spd	Best Lap by
3.234	67.824	1:05.423	70.434	2 - Oilly ROSS

Clerk of the Course	Sig.	Time	Orbits 4
Chief Timekeeper - Ian Sharp			www.amb-it.com
Weather		Track	www.mylaps.com
Results available on smart-timing.co.uk			Licensed to: SMART

Printed: 10/07/2008 18:01:44

SMRC Summer Club Race Meeting

Scottish Classic Sports & Saloons

Knockhill 1.280 Miles

Race 8 - Second Race

29/06/2008 14:00

Race (10 Laps) started at 14:23:36

Lap	Lap Tm	Diff	Time of Day
(2) Olly ROSS			
1			14:24:50.648
2	1:08.383	+2.960	14:25:59.031
3	1:08.479	+3.056	14:27:07.510
4	1:08.708	+3.285	14:28:16.218
5	1:07.033	+1.610	14:29:23.251
6	1:07.397	+1.974	14:30:30.648
7	1:06.701	+1.278	14:31:37.349
8	1:06.386	+0.963	14:32:43.735
9	1:06.400	+0.977	14:33:50.135
10	1:05.423		14:34:55.558

Lap	Lap Tm	Diff	Time of Day
(4) Stan BERNARD			
1			14:24:51.390
2	1:09.964	+4.228	14:26:01.354
3	1:07.587	+1.851	14:27:08.941
4	1:07.962	+2.226	14:28:16.903
5	1:07.438	+1.702	14:29:24.341
6	1:08.649	+2.913	14:30:32.990
7	1:06.980	+1.244	14:31:39.970
8	1:07.315	+1.579	14:32:47.285
9	1:05.736		14:33:53.021
10	1:05.771	+0.035	14:34:58.792

Lap	Lap Tm	Diff	Time of Day
(5) Matthew GORDON			
1			14:24:49.346
2	1:09.181	+2.880	14:25:58.527
3	1:08.557	+2.256	14:27:07.084
4	1:08.293	+1.992	14:28:15.377
5	1:08.032	+1.731	14:29:23.409
6	1:08.777	+2.476	14:30:32.186
7	1:07.469	+1.168	14:31:39.655
8	1:06.797	+0.496	14:32:46.452
9	1:06.301		14:33:52.753
10	1:09.673	+3.372	14:35:02.426

Lap	Lap Tm	Diff	Time of Day
(21) Jimmy CROW			
1			14:24:50.558
2	1:10.731	+3.131	14:26:01.289
3	1:09.864	+2.264	14:27:11.153
4	1:08.180	+0.580	14:28:19.333
5	1:07.990	+0.390	14:29:27.323
6	1:07.600		14:30:34.923
7	1:07.888	+0.288	14:31:42.811
8	1:09.366	+1.766	14:32:52.177
9	1:09.889	+2.289	14:34:02.066
10	1:09.024	+1.424	14:35:11.090

Lap	Lap Tm	Diff	Time of Day
(3) Adam BERNARD			
1			14:24:53.093
2	1:10.171	+3.029	14:26:03.264
3	1:09.679	+2.537	14:27:12.943
4	1:07.968	+0.826	14:28:20.911
5	1:08.517	+1.375	14:29:29.428
6	1:07.142		14:30:36.570
7	1:09.612	+2.470	14:31:46.182
8	1:07.744	+0.602	14:32:53.926
9	1:08.789	+1.647	14:34:02.715
10	1:08.615	+1.473	14:35:11.330

Lap	Lap Tm	Diff	Time of Day
(77) Tommy GILMARTIN			
1			14:24:52.411
2	1:10.550	+3.425	14:26:02.961
3	1:09.324	+2.199	14:27:12.285
4	1:08.532	+1.407	14:28:20.817
5	1:08.943	+1.818	14:29:29.760
6	1:09.424	+2.299	14:30:39.184
7	1:08.402	+1.277	14:31:47.586
8	1:07.646	+0.521	14:32:55.232
9	1:09.967	+2.842	14:34:05.199
10	1:07.125		14:35:12.324

Lap	Lap Tm	Diff	Time of Day
(25) Willie ROBERTSON			
1			14:24:59.356
2	1:10.911	+5.008	14:26:10.267
3	1:09.735	+3.832	14:27:20.002
4	1:08.101	+2.198	14:28:28.103
5	1:07.016	+1.113	14:29:35.119
6	1:07.305	+1.402	14:30:42.424
7	1:05.903		14:31:48.327
8	1:06.625	+0.722	14:32:54.952
9	1:08.529	+2.626	14:34:03.481
10	1:15.914	+10.011	14:35:19.395

Lap	Lap Tm	Diff	Time of Day
(15) Donald LAIRD			
1			14:24:55.723
2	1:14.099	+4.844	14:26:09.822
3	1:12.709	+3.454	14:27:22.531
4	1:11.778	+2.523	14:28:34.309
5	1:10.221	+0.966	14:29:44.530
6	1:10.065	+0.810	14:30:54.595
7	1:09.728	+0.473	14:32:04.323
8	1:09.255		14:33:13.578
9	1:10.141	+0.886	14:34:23.719
10	1:10.837	+1.582	14:35:34.556

Lap	Lap Tm	Diff	Time of Day
(66) Ian LONGFORD			
1			14:24:56.302
2	1:14.816	+4.999	14:26:11.118
3	1:11.887	+2.070	14:27:23.005
4	1:12.161	+2.344	14:28:35.166
5	1:15.901	+6.084	14:29:51.067
6	1:10.437	+0.620	14:31:01.504
7	1:11.068	+1.251	14:32:12.572
8	1:09.817		14:33:22.389
9	1:10.207	+0.390	14:34:32.596
10	1:11.126	+1.309	14:35:43.722

Lap	Lap Tm	Diff	Time of Day
(40) Derek HASTINGS			
1			14:24:55.440
2	1:13.904	+3.119	14:26:09.344
3	1:12.725	+1.940	14:27:22.069
4	1:11.752	+0.967	14:28:33.821
5	1:13.067	+2.282	14:29:46.888
6	1:11.237	+0.452	14:30:58.125
7	1:11.349	+0.564	14:32:09.474
8	1:11.657	+0.872	14:33:21.131
9	1:10.785		14:34:31.916
10	1:12.038	+1.253	14:35:43.954

Lap	Lap Tm	Diff	Time of Day
(32) Roger CARDEN			

Lap	Lap Tm	Diff	Time of Day
1			14:24:58.213
2	1:15.249	+1.722	14:26:13.462
3	1:14.264	+0.737	14:27:27.726
4	1:13.753	+0.226	14:28:41.479
5	1:13.640	+0.113	14:29:55.119
6	1:14.314	+0.787	14:31:09.433
7	1:14.834	+1.307	14:32:24.267
8	1:13.944	+0.417	14:33:38.211
9	1:13.527		14:34:51.738
10	1:14.760	+1.233	14:36:06.498

Lap	Lap Tm	Diff	Time of Day
(41) Grant ALLAN			
1			14:24:58.876
2	1:15.873	+2.740	14:26:14.749
3	1:14.487	+1.354	14:27:29.236
4	1:13.935	+0.807	14:28:43.171
5	1:14.462	+1.329	14:29:57.633
6	1:14.125	+0.992	14:31:11.758
7	1:15.005	+1.872	14:32:26.763
8	1:13.502	+0.369	14:33:40.265
9	1:13.241	+0.108	14:34:53.506
10	1:13.133		14:36:06.639

Lap	Lap Tm	Diff	Time of Day
(29) Richard MERRELL			
1			14:25:02.917
2	1:15.854	+2.791	14:26:18.771
3	1:14.247	+1.184	14:27:33.018
4	1:13.063		14:28:46.081
5	1:14.050	+0.987	14:30:00.131
6	1:13.543	+0.480	14:31:13.674
7	1:14.243	+1.180	14:32:27.917
8	1:13.436	+0.373	14:33:41.353
9	1:13.230	+0.167	14:34:54.583
10	1:13.330	+0.267	14:36:07.913

Lap	Lap Tm	Diff	Time of Day
(6) George LEITCH			
1			14:24:59.904
2	1:16.474	+3.054	14:26:16.378
3	1:15.142	+1.722	14:27:31.520
4	1:14.200	+0.780	14:28:45.720
5	1:13.420		14:29:59.140
6	1:14.449	+1.029	14:31:13.589
7	1:14.650	+1.230	14:32:28.239
8	1:14.813	+1.393	14:33:43.052
9	1:13.605	+0.185	14:34:56.657

Lap	Lap Tm	Diff	Time of Day
(16) Colin BEVERIDGE			
1			14:25:02.571
2	1:17.312	+4.618	14:26:19.883
3	1:15.794	+3.100	14:27:35.677
4	1:14.025	+1.331	14:28:49.702
5	1:13.299	+0.605	14:30:03.001
6	1:14.020	+1.326	14:31:17.021
7	1:12.694		14:32:29.715
8	1:13.902	+1.208	14:33:43.617
9	1:13.809	+1.115	14:34:57.426

Lap	Lap Tm	Diff	Time of Day
(11) Ian MORTON			
1			14:25:01.920
2	1:17.465	+4.388	14:26:19.385
3	1:15.797	+2.720	14:27:35.182

Clerk of the Course **Sig.** Time
 Chief Timekeeper - Ian Sharp
 Weather Track
 Results available on smart-timing.co.ukS
 Printed: 10/07/2008 18:02:02

Orbits 4
www.amb-it.com
www.mylaps.com
 Licensed to: SMART

SMRC Summer Club Race Meeting

Scottish Classic Sports & Saloons

Knockhill 1.280 Miles

Race 8 - Second Race

29/06/2008 14:00

Race (10 Laps) started at 14:23:36



Lap	Lap Tm	Diff	Time of Day
4	1:14.282	+1.205	14:28:49.464
5	1:13.605	+0.528	14:30:03.069
6	1:13.077		14:31:16.146
7	1:24.484	+11.407	14:32:40.630
8	1:14.333	+1.256	14:33:54.963
9	1:13.313	+0.236	14:35:08.276

(14) Tim REID

1			14:25:06.494
2	1:19.025	+2.773	14:26:25.519
3	1:17.682	+1.430	14:27:43.201
4	1:17.045	+0.793	14:29:00.246
5	1:16.523	+0.271	14:30:16.769
6	1:16.924	+0.672	14:31:33.693
7	1:16.252		14:32:49.945
8	1:19.985	+3.733	14:34:09.930
9	1:16.346	+0.094	14:35:26.276

(34) Ian MILLER

1			14:25:08.553
2	1:18.938	+2.009	14:26:27.491
3	1:18.185	+1.256	14:27:45.676
4	1:17.406	+0.477	14:29:03.082
5	1:17.823	+0.894	14:30:20.905
6	1:16.929		14:31:37.834
7	1:21.251	+4.322	14:32:59.085
8	1:18.471	+1.542	14:34:17.556
9	1:17.515	+0.586	14:35:35.071

Lap Lap Tm Diff Time of Day

Lap Lap Tm Diff Time of Day

Clerk of the Course Sig. Time

Orbits 4

Chief Timekeeper - Ian Sharp

www.amb-it.com

Weather Track

www.mylaps.com

Results available on smart-timing.co.ukS

Licensed to: SMART

Scottish Classic Sports & Saloons

Knockhill 1.280 Miles

Race 8 - Second Race

29/06/2008 14:00

Race (10 Laps) started at 14:23:36

Competitors	Laps										
	1	2	3	4	5	6	7	8	9	10	
Matthew GORDON (5)	1	5	5	5	5	2	2	2	2	2	2
Jimmy CROW (21)	2	21	2	2	2	5	5	5	5	5	4
Olly ROSS (2)	3	2	21	4	4	4	4	4	4	4	5
Stan BERNARD (4)	4	4	4	21	21	21	21	21	21	21	21
Tommy GILMARTIN (77)	5	77	77	77	77	3	3	3	3	3	3
Adam BERNARD (3)	6	3	3	3	3	77	77	77	25	25	77
Derek HASTINGS (40)	7	40	40	25	25	25	25	25	77	77	25
Donald LAIRD (15)	8	15	15	40	40	15	15	15	15	15	15
Ian LONGFORD (66)	9	66	25	15	15	40	40	40	40	40	66
Roger CARDEN (32)	10	32	66	66	66	66	66	66	66	66	40
Grant ALLAN (41)	11	41	32	32	32	32	32	32	32	32	32
Willie ROBERTSON (25)	12	25	41	41	41	41	41	41	41	41	41
George LEITCH (6)	13	6	6	6	6	6	6	29	29	29	29
Ian MORTON (11)	14	11	29	29	29	29	29	6	6	6	6
Colin BEVERIDGE (16)	15	16	11	11	11	16	11	16	16	16	16
Richard MERRELL (29)	16	29	16	16	16	11	16	11	11	11	11
Tim REID (14)	17	14	14	14	14	14	14	14	14	14	14
Ian MILLER (34)	18	34	34	34	34	34	34	34	34	34	34
-	19										

Clerk of the Course Sig. Time Orbits 4

Chief Timekeeper - Ian Sharp

www.amb-it.com

Weather Track

www.mylaps.com

Results available on smart-timing.co.ukS

Licensed to: SMART

SMRC Summer Club Race Meeting

Sorted on Laps

Scottish Sports & Saloon Championship

Knockhill 1.280 Miles

Race 9 - Second Race

29/06/2008 14:30

Race (10 Laps) started at 14:48:19

Pos	No.	Name	Make/Model	CC	Class Cod	Laps	Total Tm	Diff	Best Tm n	Lap
1	1	Andrew GALLACHER	Ford Focus	2000T	SSA	10	9:36.150		56.518	5
2	56	Tommy DREELAN	Porsche 997	3900	SSA	10	9:38.004	1.854	55.343	6
3	44	Bob LYONS	Porsche 996	3600	SSA	10	9:44.416	8.266	56.250	10
4	16	Colin SIMPSON	Marcos Mantis	4600	SSA	10	9:46.849	10.699	57.306	10
5	88	Ian DONALDSON	Lamborghini Gallara	5000	SSA	10	9:58.921	22.771	58.382	3
6	70	Stewart WHYTE	Honda Accord	2000T	SSA	10	10:27.173	51.023	56.257	6
7	26	Garry WATSON	Westfield	1800	SSD	10	10:29.401	53.251	1:00.107	10
8	29	Robert DRUMMOND	Ford Escort Cosworth	2000T	SSA	10	10:32.284	56.134	1:00.929	8
9	63	Linda WHITE	Caterham CSR	2300	SSA	10	10:38.531	1:02.381	1:02.108	7
10	78	David HEADEN	Caterham R400	2296	SSA	9	9:37.258	1 Lap	1:01.499	4
11	36	Matt COLLINS	Peugeot 306	1998	SSA	9	9:41.490	1 Lap	1:03.009	4
12	21	Peter TADDEI	Ford Fiesta ZT	2100	SSA	9	10:11.125	1 Lap	1:00.038	4

Not classified ()

6	John NATHAN	Ford Escort	1800T	SSA	7	8:17.720	DNF	1:06.589	5
7	Charlie SHAW	Ford Focus	2000T	SSA	6	6:23.254	DNF	58.594	2
96	Brian O'CONNOR	Ford Escort Cosworth	2000T	SSA			DNS		0

Margin of Victory	Avg. Speed	Best Lap Tm	Best Spd	Best Lap by
1.854	79.979	55.343	83.263	56 - Tommy DREELAN

Clerk of the Course	Sig.	Time	Orbits 4
Chief Timekeeper - Ian Sharp			www.amb-it.com
Weather		Track	www.mylaps.com
Results available on smart-timing.co.ukS			Licensed to: SMART

SMRC Summer Club Race Meeting

Scottish Sports & Saloon Championship

Knockhill 1.280 Miles

Race 9 - Second Race

29/06/2008 14:30

Race (10 Laps) started at 14:48:19

Lap	Lap Tm	Diff	Time of Day
(1) Andrew GALLACHER			
1			14:49:18.945
2	57.061	+0.543	14:50:16.006
3	56.932	+0.414	14:51:12.938
4	56.666	+0.148	14:52:09.604
5	56.518		14:53:06.122
6	58.811	+2.293	14:54:04.933
7	57.518	+1.000	14:55:02.451
8	56.718	+0.200	14:55:59.169
9	57.215	+0.697	14:56:56.384
10	59.730	+3.212	14:57:56.114

Lap	Lap Tm	Diff	Time of Day
(56) Tommy DREELAN			
1			14:49:23.766
2	58.936	+3.593	14:50:22.702
3	58.798	+3.455	14:51:21.500
4	59.779	+4.436	14:52:21.279
5	56.296	+0.953	14:53:17.575
6	55.343		14:54:12.918
7	56.314	+0.971	14:55:09.232
8	55.930	+0.587	14:56:05.162
9	56.005	+0.662	14:57:01.167
10	56.801	+1.458	14:57:57.968

Lap	Lap Tm	Diff	Time of Day
(44) Bob LYONS			
1			14:49:29.236
2	1:00.495	+4.245	14:50:29.731
3	56.860	+0.610	14:51:26.591
4	56.400	+0.150	14:52:22.991
5	56.867	+0.617	14:53:19.858
6	56.557	+0.307	14:54:16.415
7	57.753	+1.503	14:55:14.168
8	57.219	+0.969	14:56:11.387
9	56.743	+0.493	14:57:08.130
10	56.250		14:58:04.380

Lap	Lap Tm	Diff	Time of Day
(16) Colin SIMPSON			
1			14:49:23.275
2	58.709	+1.403	14:50:21.984
3	58.787	+1.481	14:51:20.771
4	58.676	+1.370	14:52:19.447
5	58.559	+1.253	14:53:18.006
6	58.089	+0.783	14:54:16.095
7	57.609	+0.303	14:55:13.704
8	57.777	+0.471	14:56:11.481
9	58.026	+0.720	14:57:09.507
10	57.306		14:58:06.813

Lap	Lap Tm	Diff	Time of Day
(88) Ian DONALDSON			
1			14:49:24.526
2	58.895	+0.513	14:50:23.421
3	58.382		14:51:21.803
4	59.830	+1.448	14:52:21.633
5	59.061	+0.679	14:53:20.694
6	58.429	+0.047	14:54:19.123
7	1:00.017	+1.635	14:55:19.140
8	59.898	+1.516	14:56:19.038
9	59.026	+0.644	14:57:18.064
10	1:00.821	+2.439	14:58:18.885

Lap	Lap Tm	Diff	Time of Day
(70) Stewart WHYTE			
1			14:49:24.968
2	58.537	+2.280	14:50:23.505
3	1:40.716	+44.459	14:52:04.221
4	56.981	+0.724	14:53:01.202

Lap	Lap Tm	Diff	Time of Day
5	56.367	+0.110	14:53:57.569
6	56.257		14:54:53.826
7	56.285	+0.028	14:55:50.111
8	57.693	+1.436	14:56:47.804
9	59.233	+2.976	14:57:47.037
10	1:00.100	+3.843	14:58:47.137

Lap	Lap Tm	Diff	Time of Day
(26) Garry WATSON			
1			14:49:31.786
2	1:02.965	+2.858	14:50:34.751
3	1:04.401	+4.294	14:51:39.152
4	1:01.840	+1.733	14:52:40.992
5	1:02.314	+2.207	14:53:43.306
6	1:00.953	+0.846	14:54:44.259
7	1:02.372	+2.265	14:55:46.631
8	1:01.702	+1.595	14:56:48.333
9	1:00.925	+0.818	14:57:49.258
10	1:00.107		14:58:49.365

Lap	Lap Tm	Diff	Time of Day
(29) Robert DRUMMOND			
1			14:49:28.540
2	1:04.449	+3.520	14:50:32.989
3	1:04.585	+3.656	14:51:37.574
4	1:02.469	+1.540	14:52:40.043
5	1:02.011	+1.082	14:53:42.054
6	1:01.382	+0.453	14:54:43.436
7	1:02.255	+1.326	14:55:45.691
8	1:00.929		14:56:46.620
9	1:03.634	+2.705	14:57:50.254
10	1:01.994	+1.065	14:58:52.248

Lap	Lap Tm	Diff	Time of Day
(63) Linda WHITE			
1			14:49:30.677
2	1:02.996	+0.888	14:50:33.673
3	1:04.463	+2.355	14:51:38.136
4	1:02.129	+0.021	14:52:40.265
5	1:03.916	+1.808	14:53:44.181
6	1:02.517	+0.409	14:54:46.698
7	1:02.108		14:55:48.806
8	1:02.480	+0.372	14:56:51.286
9	1:03.642	+1.534	14:57:54.928
10	1:03.567	+1.459	14:58:58.495

Lap	Lap Tm	Diff	Time of Day
(78) David HEADEN			
1			14:49:31.457
2	1:01.656	+0.157	14:50:33.113
3	1:02.001	+0.502	14:51:35.114
4	1:01.499		14:52:36.613
5	1:02.510	+1.011	14:53:39.123
6	1:03.312	+1.813	14:54:42.435
7	1:03.692	+2.193	14:55:46.127
8	1:04.012	+2.513	14:56:50.139
9	1:07.083	+5.584	14:57:57.222

Lap	Lap Tm	Diff	Time of Day
(36) Matt COLLINS			
1			14:49:28.906
2	1:03.790	+0.781	14:50:32.696
3	1:04.057	+1.048	14:51:36.753
4	1:03.009		14:52:39.762
5	1:03.293	+0.284	14:53:43.055
6	1:04.107	+1.098	14:54:47.162
7	1:03.316	+0.307	14:55:50.478
8	1:04.354	+1.345	14:56:54.832
9	1:06.622	+3.613	14:58:01.454

Lap	Lap Tm	Diff	Time of Day
(21) Peter TADDEI			

Lap	Lap Tm	Diff	Time of Day
1			14:49:29.238
2	1:03.211	+3.173	14:50:32.449
3	1:00.312	+0.274	14:51:32.761
4	1:00.038		14:52:32.799
5	1:00.141	+0.103	14:53:32.940
6	1:07.084	+7.046	14:54:40.024
7	1:15.251	+15.213	14:55:55.275
8	1:16.432	+16.394	14:57:11.707
9	1:19.382	+19.344	14:58:31.089

Lap	Lap Tm	Diff	Time of Day
(6) John NATHAN			
1			14:49:34.688
2	1:07.049	+0.460	14:50:41.737
3	1:07.636	+1.047	14:51:49.373
4	1:07.125	+0.536	14:52:56.498
5	1:06.589		14:54:03.087
6	1:08.877	+2.288	14:55:11.964
7	1:25.720	+19.131	14:56:37.684

Lap	Lap Tm	Diff	Time of Day
(7) Charlie SHAW			
1			14:49:22.379
2	58.594		14:50:20.973
3	59.587	+0.993	14:51:20.560
4	1:02.140	+3.546	14:52:22.700
5	1:07.484	+8.890	14:53:30.184
6	1:13.034	+14.440	14:54:43.218

Clerk of the Course Sig.

Time

Orbits 4

Chief Timekeeper - Ian Sharp

www.amb-it.com

Weather

Track

www.mylaps.com

Results available on smart-timing.co.uk

Licensed to: SMART

Printed: 30/06/2008 12:45:27

SMRC Summer Club Race Meeting

Lapchart


Scottish Sports & Saloon Championship

Knockhill 1.280 Miles

Race 9 - Second Race

29/06/2008 14:30

Race (10 Laps) started at 14:48:19



Competitors	Laps									
	1	2	3	4	5	6	7	8	9	10
Andrew GALLACHER (1)	1	1	1	1	1	1	1	1	1	1
Charlie SHAW (7)	2	7	7	7	16	56	56	56	56	56
Colin SIMPSON (16)	3	16	16	16	56	16	16	16	44	44
Tommy DREELAN (56)	4	56	56	56	88	44	44	44	16	16
Ian DONALDSON (88)	5	88	88	88	7	88	88	88	88	88
Stewart WHYTE (70)	6	70	70	44	44	7	21	29	29	70
Robert DRUMMOND (29)	7	29	44	21	21	21	78	78	70	26
Matt COLLINS (36)	8	36	21	78	78	78	7	26	26	29
Bob LYONS (44)	9	44	36	36	36	29	29	63	78	63
Peter TADDEI (21)	10	21	29	29	29	36	26	70	63	78
Linda WHITE (63)	11	63	78	63	63	26	63	36	36	36
David HEADEN (78)	12	78	63	26	26	63	36	21	21	21
Garry WATSON (26)	13	26	26	6	6	70	70	6		
John NATHAN (6)	14	6	6	70	70	6	6			
-	15									

Clerk of the Course Sig. Time

Orbits 4

Chief Timekeeper - Ian Sharp

www.amb-it.com

Weather Track

www.mylaps.com

Results available on smart-timing.co.ukS

Licensed to: SMART

Printed: 30/06/2008 12:45:50

SMRC Summer Club Race Meeting

Sorted on Laps

smartycars.com Mini Cooper Cup

Knockhill 1.280 Miles

Race 10 - Second Race

29/06/2008 15:00

Race (8 Laps) started at 15:11:14

Pos	No.	Name	Make/Model	CC	Class Cod	Laps	Total Tm	Diff	Best Tm n Lap
1	7	Vic COVEY Jnr	Mini Cooper	1600	SM	8	8:40.091		1:03.839
2	18	Chris KNOX	Mini Cooper	1600	SMN	8	8:40.552	0.461	1:03.942
3	17	Mark DRYDEN	Mini Cooper	1600	SM	8	8:41.535	1.444	1:04.058
4	2	Kenneth THIRWALL	Mini Cooper	1600	SM	8	8:41.855	1.764	1:04.040
5	1	Robin LIDDELL	Mini Cooper	1600	SM	8	8:43.756	3.665	1:04.497
6	8	Finlay CROCKER	Mini Cooper	1600	SM	8	8:46.638	6.547	1:04.040
7	20	Andrew WINCHSTER	Mini Cooper	1600	SMN	8	8:47.984	7.893	1:04.787
8	14	Jordan GRONKOWSKI	Mini Cooper	1600	SM	8	8:48.317	8.226	1:04.738
9	3	Ian MILTON	Mini Cooper	1600	SM	8	8:48.925	8.834	1:04.819
10	9	Michael ROWAN	Mini Cooper	1600	SM	8	8:49.049	8.958	1:04.589
11	4	Gilbert GROSSETT	Mini Cooper	1600	SM	8	8:52.288	12.197	1:05.202
12	16	Manio LOIA	Mini Cooper	1600	SMN	8	9:07.510	27.419	1:06.887
13	22	Chris PEARSON	Mini Cooper	1600	SMN	8	9:07.839	27.748	1:07.208
14	15	Cosmo MOLINARO	Mini Cooper	1600	SMN	8	9:08.826	28.735	1:06.542
15	21	Gavin STRUTH	Mini Cooper	1600	SMN	8	9:18.001	37.910	1:06.461
16	12	Willie STRUTH	Mini Cooper	1600	SMN	8	9:20.059	39.968	1:08.281
17	11	Gemma DREELAN	Mini Cooper	1600	SMN	8	9:52.770	1:12.679	1:11.805

Not classified ()

6	Alasdair McGOWAN	Mini Cooper	1600	SMN				DNS	0
---	------------------	-------------	------	-----	--	--	--	-----	---

Margin of Victory	Avg. Speed	Best Lap Tm	Best Spd	Best Lap by
0.461	70.880	1:03.839	72.182	7 - Vic COVEY Jnr

Clerk of the Course	Sig.	Time	Orbits
Chief Timekeeper - Ian Sharp			www.amb-it.com
Weather		Track	www.mylaps.com
Results available on smart-timing.co.ukS			Licensed to: SMART

SMRC Summer Club Race Meeting

smartycars.com Mini Cooper Cup

Knockhill 1.280 Miles

Race 10 - Second Race

29/06/2008 15:00

Race (8 Laps) started at 15:11:14

Lap	Lap Tm	Diff	Time of Day
(7) Vic COVEY Jnr			
1			15:12:22.408
2	1:05.557	+1.718	15:13:27.965
3	1:04.353	+0.514	15:14:32.318
4	1:03.839		15:15:36.157
5	1:03.858	+0.019	15:16:40.015
6	1:04.154	+0.315	15:17:44.169
7	1:04.757	+0.918	15:18:48.926
8	1:05.489	+1.650	15:19:54.415

Lap	Lap Tm	Diff	Time of Day
(18) Chris KNOX			
1			15:12:23.523
2	1:04.721	+0.779	15:13:28.244
3	1:04.487	+0.545	15:14:32.731
4	1:03.942		15:15:36.673
5	1:03.942		15:16:40.615
6	1:04.369	+0.427	15:17:44.984
7	1:04.340	+0.398	15:18:49.324
8	1:05.552	+1.610	15:19:54.876

Lap	Lap Tm	Diff	Time of Day
(17) Mark DRYDEN			
1			15:12:22.893
2	1:05.910	+1.852	15:13:28.803
3	1:04.675	+0.617	15:14:33.478
4	1:04.494	+0.436	15:15:37.972
5	1:04.058		15:16:42.030
6	1:04.263	+0.205	15:17:46.293
7	1:04.522	+0.464	15:18:50.815
8	1:05.044	+0.986	15:19:55.859

Lap	Lap Tm	Diff	Time of Day
(2) Kenneth THIRWALL			
1			15:12:22.205
2	1:05.856	+1.816	15:13:28.061
3	1:05.612	+1.572	15:14:33.673
4	1:04.671	+0.631	15:15:38.344
5	1:04.343	+0.303	15:16:42.687
6	1:04.040		15:17:46.727
7	1:04.283	+0.243	15:18:51.010
8	1:05.169	+1.129	15:19:56.179

Lap	Lap Tm	Diff	Time of Day
(1) Robin LIDDELL			
1			15:12:24.368
2	1:05.304	+0.807	15:13:29.672
3	1:04.742	+0.245	15:14:34.414
4	1:04.497		15:15:38.911
5	1:04.575	+0.078	15:16:43.486
6	1:05.340	+0.843	15:17:48.826
7	1:04.663	+0.166	15:18:53.489
8	1:04.591	+0.094	15:19:58.080

Lap	Lap Tm	Diff	Time of Day
(8) Finlay CROCKER			
1			15:12:24.892
2	1:04.928	+0.888	15:13:29.820
3	1:05.382	+1.342	15:14:35.202
4	1:04.040		15:15:39.242
5	1:04.464	+0.424	15:16:43.706
6	1:07.901	+3.861	15:17:51.607
7	1:04.461	+0.421	15:18:56.068
8	1:04.894	+0.854	15:20:00.962

Lap	Lap Tm	Diff	Time of Day
(20) Andrew WINCHSTER			
1			15:12:25.069
2	1:04.787		15:13:29.856
3	1:05.574	+0.787	15:14:35.430
4	1:04.996	+0.209	15:15:40.426

Lap	Lap Tm	Diff	Time of Day
5	1:05.693	+0.906	15:16:46.119
6	1:05.790	+1.003	15:17:51.909
7	1:05.190	+0.403	15:18:57.099
8	1:05.209	+0.422	15:20:02.308

Lap	Lap Tm	Diff	Time of Day
(14) Jordan GRONKOWSKI			
1			15:12:25.313
2	1:05.612	+0.874	15:13:30.925
3	1:05.204	+0.466	15:14:36.129
4	1:04.738		15:15:40.867
5	1:05.640	+0.902	15:16:46.507
6	1:05.790	+1.052	15:17:52.297
7	1:05.032	+0.294	15:18:57.329
8	1:05.312	+0.574	15:20:02.641

Lap	Lap Tm	Diff	Time of Day
(3) Ian MILTON			
1			15:12:25.080
2	1:05.500	+0.681	15:13:30.580
3	1:05.321	+0.502	15:14:35.901
4	1:04.819		15:15:40.720
5	1:05.744	+0.925	15:16:46.464
6	1:06.085	+1.266	15:17:52.549
7	1:05.190	+0.371	15:18:57.739
8	1:05.510	+0.691	15:20:03.249

Lap	Lap Tm	Diff	Time of Day
(9) Michael ROWAN			
1			15:12:25.719
2	1:05.915	+1.326	15:13:31.634
3	1:04.915	+0.326	15:14:36.549
4	1:05.011	+0.422	15:15:41.560
5	1:05.255	+0.666	15:16:46.815
6	1:05.935	+1.346	15:17:52.750
7	1:06.034	+1.445	15:18:58.784
8	1:04.589		15:20:03.373

Lap	Lap Tm	Diff	Time of Day
(4) Gilbert GROSSETT			
1			15:12:26.347
2	1:05.595	+0.393	15:13:31.942
3	1:05.361	+0.159	15:14:37.303
4	1:05.202		15:15:42.505
5	1:05.236	+0.034	15:16:47.741
6	1:07.515	+2.313	15:17:55.256
7	1:05.704	+0.502	15:19:00.960
8	1:05.652	+0.450	15:20:06.612

Lap	Lap Tm	Diff	Time of Day
(16) Manio LOIA			
1			15:12:29.813
2	1:06.887		15:13:36.700
3	1:07.789	+0.902	15:14:44.489
4	1:07.041	+0.154	15:15:51.530
5	1:07.354	+0.467	15:16:58.884
6	1:07.870	+0.983	15:18:06.754
7	1:07.440	+0.553	15:19:14.194
8	1:07.640	+0.753	15:20:21.834

Lap	Lap Tm	Diff	Time of Day
(22) Chris PEARSON			
1			15:12:27.601
2	1:07.759	+0.551	15:13:35.360
3	1:08.418	+1.210	15:14:43.778
4	1:07.501	+0.293	15:15:51.279
5	1:07.702	+0.494	15:16:58.981
6	1:07.826	+0.618	15:18:06.807
7	1:07.208		15:19:14.015
8	1:08.148	+0.940	15:20:22.163

Lap	Lap Tm	Diff	Time of Day
(15) Cosmo MOLINARO			

Lap	Lap Tm	Diff	Time of Day
1			15:12:30.480
2	1:08.605	+2.063	15:13:39.085
3	1:07.192	+0.650	15:14:46.277
4	1:07.335	+0.793	15:15:53.612
5	1:06.542		15:17:00.154
6	1:07.484	+0.942	15:18:07.638
7	1:07.799	+1.257	15:19:15.437
8	1:07.713	+1.171	15:20:23.150

Lap	Lap Tm	Diff	Time of Day
(21) Gavin STRUTH			
1			15:12:27.839
2	1:07.691	+1.230	15:13:35.530
3	1:09.823	+3.362	15:14:45.353
4	1:19.756	+13.295	15:16:05.109
5	1:06.836	+0.375	15:17:11.945
6	1:06.766	+0.305	15:18:18.711
7	1:06.461		15:19:25.172
8	1:07.153	+0.692	15:20:32.325

Lap	Lap Tm	Diff	Time of Day
(12) Willie STRUTH			
1			15:12:30.233
2	1:09.600	+1.319	15:13:39.833
3	1:08.281		15:14:48.114
4	1:08.703	+0.422	15:15:56.817
5	1:09.242	+0.961	15:17:06.059
6	1:09.111	+0.830	15:18:15.170
7	1:09.369	+1.088	15:19:24.539
8	1:09.844	+1.563	15:20:34.383

Lap	Lap Tm	Diff	Time of Day
(11) Gemma DREELAN			
1			15:12:34.621
2	1:14.242	+2.437	15:13:48.863
3	1:13.927	+2.122	15:15:02.790
4	1:13.515	+1.710	15:16:16.305
5	1:12.241	+0.436	15:17:28.546
6	1:11.805		15:18:40.351
7	1:11.839	+0.034	15:19:52.190
8	1:14.904	+3.099	15:21:07.094

Clerk of the Course Sig.

Time

Orbits 4

Chief Timekeeper - Ian Sharp

www.amb-it.com

Weather

Track

www.mylaps.com

Results available on smart-timing.co.uk

Licensed to: SMART

Printed: 30/06/2008 12:56:28

SMRC Summer Club Race Meeting

Lapchart


smartcars.com Mini Cooper Cup

Knockhill 1.280 Miles

Race 10 - Second Race

29/06/2008 15:00

Race (8 Laps) started at 15:11:14



Competitors	Laps							
	1	2	3	4	5	6	7	8
Kenneth THIRWALL (2)	1	2	7	7	7	7	7	7
Vic COVEY Jnr (7)	2	7	2	18	18	18	18	18
Mark DRYDEN (17)	3	17	18	17	17	17	17	17
Chris KNOX (18)	4	18	17	2	2	2	2	2
Robin LIDDELL (1)	5	1	1	1	1	1	1	1
Finlay CROCKER (8)	6	8	8	8	8	8	8	8
Andrew WINCHSTER (20)	7	20	20	20	20	20	20	20
Ian MILTON (3)	8	3	3	3	3	3	14	14
Jordan GRONKOWSKI (14)	9	14	14	14	14	14	3	3
Michael ROWAN (9)	10	9	9	9	9	9	9	9
Gilbert GROSSETT (4)	11	4	4	4	4	4	4	4
Chris PEARSON (22)	12	22	22	22	22	16	16	22
Gavin STRUTH (21)	13	21	21	16	16	22	22	16
Manio LOIA (16)	14	16	16	21	15	15	15	15
Willie STRUTH (12)	15	12	15	15	12	12	12	21
Cosmo MOLINARO (15)	16	15	12	12	21	21	21	12
Gemma DREELAN (11)	17	11	11	11	11	11	11	11
-	18							

Clerk of the Course Sig. Time

Orbits 4

Chief Timekeeper - Ian Sharp

www.amb-it.com

Weather Track

www.mylaps.com

Results available on smart-timing.co.ukS

Licensed to: SMART

Printed: 30/06/2008 12:56:54

SMRC Summer Club Race Meeting

smartcars.com Mini Cooper Cup

Knockhill 1.280 Miles

Race 12A - Third Race

29/06/2008 16:30

Race (8 Laps)

POLE POSITION

2
2 Kenneth THIRWALL
8

4
18 Chris KNOX
8

6
8 Finlay CROCKER
8

8
14 Jordan GRONKOWSKI
8

10
9 Michael ROWAN
8

12
16 Manio LOIA
8

14
15 Cosmo MOLINARO
8

16
12 Willie STRUTH
8

18
6 Alasdair McGOWAN

1
1 Robin LIDDELL
8

3
17 Mark DRYDEN
8

5
7 Vic COVEY Jnr
8

7
20 Andrew WINCHSTER
8

9
3 Ian MILTON
8

11
4 Gilbert GROSSETT
8

13
22 Chris PEARSON
8

15
21 Gavin STRUTH
8

17
11 Gemma DREELAN
8

1

2

3

4

5

6

7

8

9

Clerk of the Course Sig. Time

Orbits 4

Chief Timekeeper - Ian Sharp

www.amb-it.com

Weather Track

www.mylaps.com

Results available on smart-timing.co.uk

Licensed to: SMART

Printed: 30/06/2008 12:57:42

SMRC Summer Club Race Meeting

Sorted on Laps

Scottish XR2 Championship

Knockhill 1.280 Miles

Race 11- Second Race

29/06/2008 15:30

Race (10 Laps) started at 15:33:43

Pos	No.	Name	Make/Model	CC	Class Cod	Laps	Total Tm	Diff	Best Tm n Lap	
1	35	David SLEIGH	Ford Fiesta XR2	1600	XRCN	10	10:50.614		1:04.317	9
2	5	Peter CRUICKSHANK	Ford Fiesta XR2	1600	XRC	10	10:52.599	1.985	1:04.285	6
3	24	Steven GRAY	Ford Fiesta XR2	1600	XRC	10	11:02.028	11.414	1:04.872	3
4	55	Ian FORREST	Ford Fiesta XR2	1600	XRC	10	11:05.666	15.052	1:04.655	6
5	54	Sandy FORREST	Ford Fiesta ST	2000	FST	10	11:05.804	15.190	1:02.656	4
6	8	Dave COLVILLE	Ford Fiesta XR2	1600	XRC	10	11:06.407	15.793	1:05.484	6
7	9	Derek McDOUGALL	Ford Fiesat XR2	1600	XRC	10	11:08.239	17.625	1:05.060	6
8	82	Geraint JONES	Ford Fiesta XR2	1600	XRCN	10	11:08.576	17.962	1:04.862	5
9	39	Stuart WILSON	Ford Fiesta XR2	1600	XRCN	10	11:09.439	18.825	1:05.173	6
10	31	John SHERIDAN	Ford Fiesta XR2	1600	XRCN	10	11:12.630	22.016	1:05.487	6
11	19	Ian MUNRO	Ford Fiesta XR2	1600	XRC	10	11:13.954	23.340	1:05.162	4
12	43	David DRYBURGH	Ford Fiesta XR2	1600	XRC	10	11:14.072	23.458	1:05.569	6
13	44	Gary MEIKLE	Ford Fiesta ST	2000	FST	10	11:15.552	24.938	1:03.083	5
14	76	Jason CALLAGHAN	Ford Fiesta XR2	1600	XRCN	10	11:17.534	26.920	1:06.126	8
15	80	Kenneth BREWSTER	Ford Fiesta ST	2000	FST	10	11:17.909	27.295	1:03.894	10
16	87	Steven BREWSTER	Ford Fiesta ST	2000	FST	10	11:30.455	39.841	1:04.780	8
17	33	Chris PHILIP	Ford Fiesta XR2	1600	XRCN	10	11:37.610	46.996	1:07.229	4
18	85	Blair MURDOCH	Ford Fiesta XR2	1600	XRCN	10	11:51.023	1:00.409	1:07.310	8
19	23	Fiona WALLACE	Ford Fiesta XR2	1600	XRCN	10	12:18.089	1:27.475	1:09.799	3
20	34	Stephen EMSLIE	Ford Fiesta XR2	1600	XRCN	9	10:59.547	1 Lap	1:08.572	6

Not classified ()

27	Stephen RUSSELL	Ford Fiesta XR2	1600	XRCN	9	10:18.036	DNF	1:06.339	4
20	Callum DRYBURGH	Ford Fiesta XR2	1800	XRC	8	8:53.845	DNF	1:05.524	3
32	Findlay ADAMS	Ford Fiesta XR2	1600	XRCN	6	6:48.194	DNF	1:05.424	6
68	Mike STRONG	Ford Fiesta XR2	1600	XRC	6	6:52.395	DNF	1:06.402	4
74	Stewart ELKIN	Ford Fiesta XR2	1600	XRC	4	4:43.966	DNF	1:07.825	3
81	David HEADEN	Ford Fiesta XR2	1600	XRC	3	3:34.760	DNF	1:07.372	2
98	Stuart HASTON	Ford Fiesta XR2	1600	XRCN			DNS		0
25	Barry HOLMES	Ford Fiesta XR2	1600	XRC			DNS		0
7	Charlie COPE	Ford Fiesta XR2	1600	XRC			DNS		0

Margin of Victory	Avg. Speed	Best Lap Tm	Best Spd	Best Lap by
1.985	70.825	1:02.656	73.544	54 - Sandy FORREST

Clerk of the Course	Sig.	Time	Orbits 4
Chief Timekeeper - Ian Sharp			www.amb-it.com
Weather		Track	www.mylaps.com
Results available on smart-timing.co.ukS			Licensed to: SMART

SMRC Summer Club Race Meeting

Scottish XR2 Championship

Knockhill 1.280 Miles

Race 11- Second Race

29/06/2008 15:30

Race (10 Laps) started at 15:33:43

Lap	Lap Tm	Diff	Time of Day
(35) David SLEIGH			
1			15:34:53.138
2	1:05.331	+1.014	15:35:58.469
3	1:04.401	+0.084	15:37:02.870
4	1:04.346	+0.029	15:38:07.216
5	1:04.536	+0.219	15:39:11.752
6	1:04.447	+0.130	15:40:16.199
7	1:04.409	+0.092	15:41:20.608
8	1:04.598	+0.281	15:42:25.206
9	1:04.317		15:43:29.523
10	1:05.038	+0.721	15:44:34.561

Lap	Lap Tm	Diff	Time of Day
(5) Peter CRUICKSHANK			
1			15:34:54.136
2	1:04.992	+0.707	15:35:59.128
3	1:04.378	+0.093	15:37:03.506
4	1:04.305	+0.020	15:38:07.811
5	1:04.497	+0.212	15:39:12.308
6	1:04.285		15:40:16.593
7	1:04.944	+0.659	15:41:21.537
8	1:04.697	+0.412	15:42:26.234
9	1:04.695	+0.410	15:43:30.929
10	1:05.617	+1.332	15:44:36.546

Lap	Lap Tm	Diff	Time of Day
(24) Steven GRAY			
1			15:34:55.058
2	1:05.419	+0.547	15:36:00.477
3	1:04.872		15:37:05.349
4	1:04.975	+0.103	15:38:10.324
5	1:05.248	+0.376	15:39:15.572
6	1:05.496	+0.624	15:40:21.068
7	1:05.603	+0.731	15:41:26.671
8	1:06.334	+1.462	15:42:33.005
9	1:06.093	+1.221	15:43:39.098
10	1:06.877	+2.005	15:44:45.975

Lap	Lap Tm	Diff	Time of Day
(55) Ian FORREST			
1			15:34:57.199
2	1:06.477	+1.822	15:36:03.676
3	1:07.397	+2.742	15:37:11.073
4	1:05.070	+0.415	15:38:16.143
5	1:06.100	+1.445	15:39:22.243
6	1:04.655		15:40:26.898
7	1:05.659	+1.004	15:41:32.557
8	1:05.253	+0.598	15:42:37.810
9	1:05.457	+0.802	15:43:43.267
10	1:06.346	+1.691	15:44:49.613

Lap	Lap Tm	Diff	Time of Day
(54) Sandy FORREST			
1			15:35:20.782
2	1:02.960	+0.304	15:36:23.742
3	1:02.680	+0.024	15:37:26.422
4	1:02.656		15:38:29.078
5	1:03.438	+0.782	15:39:32.516
6	1:02.946	+0.290	15:40:35.462
7	1:03.525	+0.869	15:41:38.987
8	1:02.877	+0.221	15:42:41.864
9	1:04.184	+1.528	15:43:46.048
10	1:03.703	+1.047	15:44:49.751

Lap	Lap Tm	Diff	Time of Day
(8) Dave COLVILLE			
1			15:34:55.414
2	1:06.756	+1.272	15:36:02.170
3	1:05.877	+0.393	15:37:08.047
4	1:07.024	+1.540	15:38:15.071

Lap	Lap Tm	Diff	Time of Day
5	1:06.158	+0.674	15:39:21.229
6	1:05.484		15:40:26.713
7	1:05.795	+0.311	15:41:32.508
8	1:05.782	+0.298	15:42:38.290
9	1:06.501	+1.017	15:43:44.791
10	1:05.563	+0.079	15:44:50.354

Lap	Lap Tm	Diff	Time of Day
(9) Derek McDUGALL			
1			15:34:56.089
2	1:07.481	+2.421	15:36:03.570
3	1:06.237	+1.177	15:37:09.807
4	1:05.942	+0.882	15:38:15.749
5	1:06.684	+1.624	15:39:22.433
6	1:05.060		15:40:27.493
7	1:05.819	+0.759	15:41:33.312
8	1:05.501	+0.441	15:42:38.813
9	1:06.751	+1.691	15:43:45.564
10	1:06.622	+1.562	15:44:52.186

Lap	Lap Tm	Diff	Time of Day
(82) Geraint JONES			
1			15:34:59.810
2	1:07.017	+2.155	15:36:06.827
3	1:06.112	+1.250	15:37:12.939
4	1:06.290	+1.428	15:38:19.229
5	1:04.862		15:39:24.091
6	1:04.957	+0.095	15:40:29.048
7	1:05.426	+0.564	15:41:34.474
8	1:05.165	+0.303	15:42:39.639
9	1:07.183	+2.321	15:43:46.822
10	1:05.701	+0.839	15:44:52.523

Lap	Lap Tm	Diff	Time of Day
(39) Stuart WILSON			
1			15:34:59.841
2	1:06.923	+1.750	15:36:06.764
3	1:05.718	+0.545	15:37:12.482
4	1:07.017	+1.844	15:38:19.499
5	1:05.659	+0.486	15:39:25.158
6	1:05.173		15:40:30.331
7	1:05.476	+0.303	15:41:35.807
8	1:05.587	+0.414	15:42:41.394
9	1:05.715	+0.542	15:43:47.109
10	1:06.277	+1.104	15:44:53.386

Lap	Lap Tm	Diff	Time of Day
(31) John SHERIDAN			
1			15:34:56.963
2	1:07.858	+2.371	15:36:04.821
3	1:06.853	+1.366	15:37:11.674
4	1:08.181	+2.694	15:38:19.855
5	1:05.973	+0.486	15:39:25.828
6	1:05.487		15:40:31.315
7	1:05.614	+0.127	15:41:36.929
8	1:05.622	+0.135	15:42:42.551
9	1:07.704	+2.217	15:43:50.255
10	1:06.322	+0.835	15:44:56.577

Lap	Lap Tm	Diff	Time of Day
(19) Ian MUNRO			
1			15:35:03.518
2	1:06.824	+1.662	15:36:10.342
3	1:06.424	+1.262	15:37:16.766
4	1:05.162		15:38:21.928
5	1:06.341	+1.179	15:39:28.269
6	1:06.587	+1.425	15:40:34.856
7	1:06.302	+1.140	15:41:41.158
8	1:05.301	+0.139	15:42:46.459
9	1:05.332	+0.170	15:43:51.791
10	1:06.110	+0.948	15:44:57.901

Lap	Lap Tm	Diff	Time of Day
(43) David DRYBURGH			
1			15:34:58.832
2	1:06.252	+0.683	15:36:05.084
3	1:06.852	+1.283	15:37:11.936
4	1:05.762	+0.193	15:38:17.698
5	1:05.763	+0.194	15:39:23.461
6	1:05.569		15:40:29.030
7	1:06.889	+1.320	15:41:35.919
8	1:06.639	+1.070	15:42:42.558
9	1:08.545	+2.976	15:43:51.103
10	1:06.916	+1.347	15:44:58.019

Lap	Lap Tm	Diff	Time of Day
(44) Gary MEIKLE			
1			15:35:22.856
2	1:03.430	+0.347	15:36:26.286
3	1:03.143	+0.060	15:37:29.429
4	1:04.650	+1.567	15:38:34.079
5	1:03.083		15:39:37.162
6	1:04.241	+1.158	15:40:41.403
7	1:03.887	+0.804	15:41:45.290
8	1:03.400	+0.317	15:42:48.690
9	1:03.821	+0.738	15:43:52.511
10	1:06.988	+3.905	15:44:59.499

Lap	Lap Tm	Diff	Time of Day
(76) Jason CALLAGHAN			
1			15:35:01.951
2	1:06.247	+0.121	15:36:08.198
3	1:06.499	+0.373	15:37:14.697
4	1:06.415	+0.289	15:38:21.112
5	1:06.944	+0.818	15:39:28.056
6	1:06.806	+0.680	15:40:34.862
7	1:07.599	+1.473	15:41:42.461
8	1:06.126		15:42:48.587
9	1:06.488	+0.362	15:43:55.075
10	1:06.406	+0.280	15:45:01.481

Lap	Lap Tm	Diff	Time of Day
(80) Kenneth BREWSTER			
1			15:35:23.387
2	1:04.226	+0.332	15:36:27.613
3	1:04.055	+0.161	15:37:31.668
4	1:05.034	+1.140	15:38:36.702
5	1:03.898	+0.004	15:39:40.600
6	1:04.129	+0.235	15:40:44.729
7	1:04.011	+0.117	15:41:48.740
8	1:04.933	+1.039	15:42:53.673
9	1:04.289	+0.395	15:43:57.962
10	1:03.894		15:45:01.856

Lap	Lap Tm	Diff	Time of Day
(87) Steven BREWSTER			
1			15:35:25.391
2	1:05.196	+0.416	15:36:30.587
3	1:05.278	+0.498	15:37:35.865
4	1:05.066	+0.286	15:38:40.931
5	1:05.549	+0.769	15:39:46.480
6	1:05.091	+0.311	15:40:51.571
7	1:05.926	+1.146	15:41:57.497
8	1:04.780		15:43:02.277
9	1:06.300	+1.520	15:44:08.577
10	1:05.825	+1.045	15:45:14.402

Lap	Lap Tm	Diff	Time of Day
(33) Chris PHILIP			
1			15:35:04.622
2	1:08.724	+1.495	15:36:13.346
3	1:07.464	+0.235	15:37:20.810
4	1:07.229		15:38:28.039

SMRC Summer Club Race Meeting

Scottish XR2 Championship

Knockhill 1.280 Miles

Race 11- Second Race

29/06/2008 15:30

Race (10 Laps) started at 15:33:43

Lap	Lap Tm	Diff	Time of Day
5	1:08.483	+1.254	15:39:36.522
6	1:08.663	+1.434	15:40:45.185
7	1:07.855	+0.626	15:41:53.040
8	1:07.747	+0.518	15:43:00.787
9	1:10.131	+2.902	15:44:10.918
10	1:10.639	+3.410	15:45:21.557

(85) Blair MURDOCH

1			15:35:06.411
2	1:15.247	+7.937	15:36:21.658
3	1:09.091	+1.781	15:37:30.749
4	1:10.922	+3.612	15:38:41.671
5	1:08.139	+0.829	15:39:49.810
6	1:07.947	+0.637	15:40:57.757
7	1:09.337	+2.027	15:42:07.094
8	1:07.310		15:43:14.404
9	1:09.311	+2.001	15:44:23.715
10	1:11.255	+3.945	15:45:34.970

(23) Fiona WALLACE

1			15:35:06.244
2	1:10.313	+0.514	15:36:16.557
3	1:09.799		15:37:26.356
4	1:10.479	+0.680	15:38:36.835
5	1:10.457	+0.658	15:39:47.292
6	1:13.547	+3.748	15:41:00.839
7	1:11.313	+1.514	15:42:12.152
8	1:11.022	+1.223	15:43:23.174
9	1:11.300	+1.501	15:44:34.474
10	1:27.562	+17.763	15:46:02.036

(34) Stephen EMSLIE

1			15:35:04.386
2	1:34.413	+25.841	15:36:38.799
3	1:09.549	+0.977	15:37:48.348
4	1:09.981	+1.409	15:38:58.329
5	1:09.270	+0.698	15:40:07.599
6	1:08.572		15:41:16.171
7	1:09.693	+1.121	15:42:25.864
8	1:08.905	+0.333	15:43:34.769
9	1:08.725	+0.153	15:44:43.494

(27) Stephen RUSSELL

1			15:35:03.466
2	1:07.410	+1.071	15:36:10.876
3	1:07.484	+1.145	15:37:18.360
4	1:06.339		15:38:24.699
5	1:06.380	+0.041	15:39:31.079
6	1:07.118	+0.779	15:40:38.197
7	1:08.726	+2.387	15:41:46.923
8	1:08.228	+1.889	15:42:55.151
9	1:06.832	+0.493	15:44:01.983

(20) Callum DRYBURGH

1			15:34:55.609
2	1:07.061	+1.537	15:36:02.670
3	1:05.524		15:37:08.194
4	1:06.364	+0.840	15:38:14.558
5	1:05.993	+0.469	15:39:20.551
6	1:05.683	+0.159	15:40:26.234
7	1:05.664	+0.140	15:41:31.898
8	1:05.894	+0.370	15:42:37.792

(32) Findlay ADAMS

1			15:34:59.979
2	1:07.425	+2.001	15:36:07.404

Lap	Lap Tm	Diff	Time of Day
3	1:06.217	+0.793	15:37:13.621
4	1:06.580	+1.156	15:38:20.201
5	1:06.516	+1.092	15:39:26.717
6	1:05.424		15:40:32.141

(68) Mike STRONG

1			15:35:01.116
2	1:06.614	+0.212	15:36:07.730
3	1:06.444	+0.042	15:37:14.174
4	1:06.402		15:38:20.576
5	1:07.981	+1.579	15:39:28.557
6	1:07.785	+1.383	15:40:36.342

(74) Stewart ELKIN

1			15:35:03.700
2	1:08.176	+0.351	15:36:11.876
3	1:07.825		15:37:19.701
4	1:08.212	+0.387	15:38:27.913

(81) David HEADEN

1			15:35:02.949
2	1:07.372		15:36:10.321
3	1:08.386	+1.014	15:37:18.707

Lap	Lap Tm	Diff	Time of Day
-----	--------	------	-------------

Clerk of the Course

Sig.

Time

Orbits 4

Chief Timekeeper - Ian Sharp

Weather

Track

Results available on smart-timing.co.uk

www.amb-it.com

www.mylaps.com

Licensed to: SMART

SMRC Summer Club Race Meeting

Lapchart


Scottish XR2 Championship

Knockhill 1.280 Miles

Race 11- Second Race

29/06/2008 15:30

Race (10 Laps) started at 15:33:43



Competitors	Laps									
	1	2	3	4	5	6	7	8	9	10
David SLEIGH (35)	1	35	35	35	35	35	35	35	35	35
Peter CRUICKSHANK (5)	2	5	5	5	5	5	5	5	5	5
Steven GRAY (24)	3	24	24	24	24	24	24	24	24	24
Dave COLVILLE (8)	4	8	8	20	20	20	20	20	55	55
Callum DRYBURGH (20)	5	20	20	8	8	8	8	55	8	54
Derek McDOUGALL (9)	6	9	9	9	55	55	55	8	9	8
John SHERIDAN (31)	7	31	55	55	9	9	9	9	54	9
Ian FORREST (55)	8	55	31	31	43	43	43	82	82	82
David DRYBURGH (43)	9	43	43	43	82	82	82	39	39	39
Geraint JONES (82)	10	82	39	39	39	39	39	43	54	31
Stuart WILSON (39)	11	39	82	82	31	31	31	31	31	43
Findlay ADAMS (32)	12	32	32	32	32	32	32	54	43	19
Mike STRONG (68)	13	68	68	68	68	76	19	19	19	44
Jason CALLAGHAN (76)	14	76	76	76	76	19	76	76	76	76
David HEADEN (81)	15	81	81	19	19	68	54	44	44	80
Stephen RUSSELL (27)	16	27	19	27	27	27	68	27	80	27
Ian MUNRO (19)	17	19	27	81	74	54	27	80	27	87
Stewart ELKIN (74)	18	74	74	74	33	33	44	33	33	85
Stephen EMSLIE (34)	19	34	33	33	54	44	80	87	87	85
Chris PHILIP (33)	20	33	23	23	44	80	33	85	85	23
Fiona WALLACE (23)	21	23	85	54	80	87	87	23	23	34
Blair MURDOCH (85)	22	85	54	44	23	23	85	34	34	
Sandy FORREST (54)	23	54	44	85	87	85	23			
Gary MEIKLE (44)	24	44	80	80	85	34	34			
Kenneth BREWSTER (80)	25	80	87	87	34					
Steven BREWSTER (87)	26	87	34	34						
-	27									
-	28									
-	29									

Clerk of the Course Sig. Time

Orbits 4

Chief Timekeeper - Ian Sharp

www.amb-it.com

Weather Track

www.mylaps.com

Results available on smart-timing.co.ukS

Licensed to: SMART

SMRC Summer Club Race Meeting

Sorted on Laps

SMRC Formula Ford Championship

Knockhill 1.280 Miles

Race 12 - Second Race

29/06/2008 16:00

Race (10 Laps) started at 16:09:04

Pos	No.	Name	Make/Model	CC	Class Code	Laps	Total Tm	Diff	Best Tm	Best Spd
1	33	Graham CARROLL	Van Diemen	1600	FF16A	10	9:25.964		55.659	82.790
2	56	Alan KIRKCALDY	Van Diemen	1600	FF16A	10	9:26.003	0.039	55.715	82.707
3	66	Rory BUTCHER	Van Diemen	1600	FF16A	10	9:26.139	0.175	55.768	82.628
4	7	Craig BRUNTON	Van Diemen	1600	FF16A	10	9:28.653	2.689	56.138	82.083
5	5	Stuart THORBURN	Van Diemen	1800	FF16A	10	9:29.116	3.152	55.721	82.698
6	22	Elliot MASON	Van Diemen	1600	FF16A	10	9:36.541	10.577	56.447	81.634
7	21	Jillian SHEDDEN	Van Diemen	1600	FF16A	10	9:43.196	17.232	57.145	80.637
8	3	Adrian HAMILTON	Van Diemen	1600	FF16A	10	9:53.806	27.842	58.019	79.422
9	46	Martin PIERACCINI	Van Diemen	1600	FF16A	10	9:55.762	29.798	57.580	80.028
10	70	David THORBURN	Van Diemen	1600	FF16A	10	9:56.961	30.997	57.050	80.771
11	12	David KERR	Van Diemen	1600	FF16A	10	9:58.187	32.223	58.012	79.432
12	23	Andrew CHESHER	Van Diemen	1600	FF16A	10	10:01.717	35.753	57.246	80.495
13	91	David ROBERTSON	Van Diemen	1600	FF16A	10	10:03.100	37.136	58.717	78.478
14	19	Andrew McGREGOR	Van Diemen	1600	FF16B	10	10:03.584	37.620	58.824	78.335
Not classified (80% = 8 Laps)										
DNF	75	Sasha PEARL	Van Diemen	1600	FF16A	4	3:58.271	DNF	57.906	79.577
DNS	9	George SMITH	Reynard RF84	1800	FF16B			DNS		-

Margin of Victory	Avg. Speed	Best Lap Tm	Best Spd	Best Lap by
0.039	81.419	55.659	82.790	33 - Graham CARROLL

Clerk of the Course	Sig.	Time	Orbits 4
Chief Timekeeper - Ian Sharp			www.amb-it.com
Weather	Track		www.mylaps.com
Results available on smart-timing.co.uk			Licensed to: SMART

SMRC Summer Club Race Meeting

SMRC Formula Ford Championship

Race 12 - Second Race

Race (10 Laps) started at 16:09:04

Knockhill 1.280 Miles

29/06/2008 16:00

Lap	Lap Tm	Diff	Time of Day
(33) Graham CARROLL			
1			16:10:04.707
2	56.853	+1.194	16:11:01.560
3	55.659		16:11:57.219
4	56.040	+0.381	16:12:53.259
5	56.757	+1.098	16:13:50.016
6	56.009	+0.350	16:14:46.025
7	56.402	+0.743	16:15:42.427
8	55.660	+0.001	16:16:38.087
9	56.141	+0.482	16:17:34.228
10	56.369	+0.710	16:18:30.597

(56) Alan KIRKCALDY			
1			16:10:04.133
2	56.705	+0.990	16:11:00.838
3	55.987	+0.272	16:11:56.825
4	56.334	+0.619	16:12:53.159
5	56.590	+0.875	16:13:49.749
6	56.076	+0.361	16:14:45.825
7	56.806	+1.091	16:15:42.631
8	55.715		16:16:38.346
9	56.043	+0.328	16:17:34.389
10	56.247	+0.532	16:18:30.636

(66) Rory BUTCHER			
1			16:10:04.385
2	57.384	+1.616	16:11:01.769
3	56.049	+0.281	16:11:57.818
4	55.768		16:12:53.586
5	56.594	+0.826	16:13:50.180
6	55.997	+0.229	16:14:46.177
7	56.584	+0.816	16:15:42.761
8	55.809	+0.041	16:16:38.570
9	56.177	+0.409	16:17:34.747
10	56.025	+0.257	16:18:30.772

(7) Craig BRUNTON			
1			16:10:05.184
2	56.815	+0.677	16:11:01.999
3	56.569	+0.431	16:11:58.568
4	56.183	+0.045	16:12:54.751
5	56.530	+0.392	16:13:51.281
6	56.783	+0.645	16:14:48.064
7	56.258	+0.120	16:15:44.322
8	56.138		16:16:40.460
9	56.281	+0.143	16:17:36.741
10	56.545	+0.407	16:18:33.286

(5) Stuart THORBURN			
1			16:10:07.104
2	57.085	+1.364	16:11:04.189
3	56.603	+0.882	16:12:00.792
4	56.501	+0.780	16:12:57.293
5	56.863	+1.142	16:13:54.156
6	56.147	+0.426	16:14:50.303
7	55.878	+0.157	16:15:46.181
8	55.760	+0.039	16:16:41.941
9	55.721		16:17:37.662
10	56.087	+0.366	16:18:33.749

(22) Elliot MASON			
1			16:10:08.589
2	57.738	+1.291	16:11:06.327
3	57.494	+1.047	16:12:03.821
4	57.290	+0.843	16:13:01.111
5	56.701	+0.254	16:13:57.812
6	56.623	+0.176	16:14:54.435
7	56.524	+0.077	16:15:50.959
8	56.447		16:16:47.406
9	56.769	+0.322	16:17:44.175
10	56.999	+0.552	16:18:41.174

(21) Jillian SHEDDEN			
1			16:10:09.376
2	57.980	+0.835	16:11:07.356
3	57.519	+0.374	16:12:04.875
4	57.145		16:13:02.020
5	57.904	+0.759	16:13:59.924
6	57.714	+0.569	16:14:57.638
7	57.660	+0.515	16:15:55.298
8	57.403	+0.258	16:16:52.701
9	57.683	+0.538	16:17:50.384
10	57.445	+0.300	16:18:47.829

(3) Adrian HAMILTON			
1			16:10:09.731
2	59.070	+1.051	16:11:08.801
3	59.552	+1.533	16:12:08.353
4	59.055	+1.036	16:13:07.408
5	58.968	+0.949	16:14:06.376
6	58.459	+0.440	16:15:04.835
7	58.302	+0.283	16:16:03.137
8	58.019		16:17:01.156
9	58.379	+0.360	16:17:59.535
10	58.904	+0.885	16:18:58.439

(46) Martin PIERACCINI			
1			16:10:10.242
2	58.706	+1.126	16:11:08.948
3	59.258	+1.678	16:12:08.206
4	58.558	+0.978	16:13:06.764
5	1:00.622	+3.042	16:14:07.386
6	59.269	+1.689	16:15:06.655
7	59.074	+1.494	16:16:05.729
8	59.408	+1.828	16:17:05.137
9	57.678	+0.098	16:18:02.815
10	57.580		16:19:00.395

(70) David THORBURN			
1			16:10:10.953
2	58.533	+1.483	16:11:09.486
3	59.135	+2.085	16:12:08.621
4	59.040	+1.990	16:13:07.661
5	59.886	+2.836	16:14:07.547
6	59.800	+2.750	16:15:07.347
7	58.899	+1.849	16:16:06.246
8	1:00.099	+3.049	16:17:06.345
9	58.199	+1.149	16:18:04.544
10	57.050		16:19:01.594

(12) David KERR

Lap	Lap Tm	Diff	Time of Day
1			16:10:11.483
2	59.315	+1.303	16:11:10.798
3	58.761	+0.749	16:12:09.559
4	58.782	+0.770	16:13:08.341
5	58.966	+0.954	16:14:07.307
6	58.469	+0.457	16:15:05.776
7	59.817	+1.805	16:16:05.593
8	1:00.550	+2.538	16:17:06.143
9	58.665	+0.653	16:18:04.808
10	58.012		16:19:02.820

(23) Andrew CHESHER			
1			16:10:07.184
2	59.089	+1.843	16:11:06.273
3	57.246		16:12:03.519
4	58.704	+1.458	16:13:02.223
5	59.119	+1.873	16:14:01.342
6	58.449	+1.203	16:14:59.791
7	1:06.175	+8.929	16:16:05.966
8	59.774	+2.528	16:17:05.740
9	57.257	+0.011	16:18:02.997
10	1:03.353	+6.107	16:19:06.350

(91) David ROBERTSON			
1			16:10:13.739
2	59.256	+0.539	16:11:12.995
3	59.154	+0.437	16:12:12.149
4	58.956	+0.239	16:13:11.105
5	59.178	+0.461	16:14:10.283
6	59.689	+0.972	16:15:09.972
7	59.492	+0.775	16:16:09.464
8	59.071	+0.354	16:17:08.535
9	1:00.481	+1.764	16:18:09.016
10	58.717		16:19:07.733

(19) Andrew McGREGOR			
1			16:10:12.837
2	59.293	+0.469	16:11:12.130
3	59.246	+0.422	16:12:11.376
4	59.150	+0.326	16:13:10.526
5	59.665	+0.841	16:14:10.191
6	1:00.215	+1.391	16:15:10.406
7	59.532	+0.708	16:16:09.938
8	58.900	+0.076	16:17:08.838
9	1:00.555	+1.731	16:18:09.393
10	58.824		16:19:08.217

(75) Sasha PEARL			
1			16:10:08.538
2	58.253	+0.347	16:11:06.791
3	58.207	+0.301	16:12:04.998
4	57.906		16:13:02.904

Clerk of the Course Sig.

Chief Timekeeper - Ian Sharp

Weather Track

Results available on smart-timing.co.ukS

Printed: 29/06/2008 20:25:43

Time

Orbits 4

www.amb-it.com

www.mylaps.com

Licensed to: SMART

SMRC Formula Ford Championship

Knockhill 1.280 Miles

Race 12 - Second Race

29/06/2008 16:00

Race (10 Laps) started at 16:09:04

Competitors	Laps										
	1	2	3	4	5	6	7	8	9	10	
Alan KIRKCALDY (56)	1	56	56	56	56	56	56	33	33	33	33
Rory BUTCHER (66)	2	66	33	33	33	33	33	56	56	56	56
Graham CARROLL (33)	3	33	66	66	66	66	66	66	66	66	66
Craig BRUNTON (7)	4	7	7	7	7	7	7	7	7	7	7
Stuart THORBURN (5)	5	5	5	5	5	5	5	5	5	5	5
Andrew CHESHER (23)	6	23	23	23	22	22	22	22	22	22	22
Sasha PEARL (75)	7	75	22	22	21	21	21	21	21	21	21
Elliot MASON (22)	8	22	75	21	23	23	23	3	3	3	3
Jillian SHEDDEN (21)	9	21	21	75	75	3	3	12	46	46	46
Adrian HAMILTON (3)	10	3	3	46	46	12	12	46	23	23	70
Martin PIERACCINI (46)	11	46	46	3	3	46	46	23	12	70	12
David THORBURN (70)	12	70	70	70	70	70	70	70	70	12	23
David KERR (12)	13	12	12	12	12	19	91	91	91	91	91
Andrew McGREGOR (19)	14	19	19	19	19	91	19	19	19	19	19
David ROBERTSON (91)	15	91	91	91	91						
-	16										

Clerk of the Course Sig. Time Orbits 4

Chief Timekeeper - Ian Sharp

www.amb-it.com

Weather Track

www.mylaps.com

Results available on smart-timing.co.ukS

Licensed to: SMART

SMRC Summer Club Race Meeting

Sorted on Laps

smartycars.com Mini Cooper Cup

Knockhill 1.280 Miles

Race 12A - Restart

29/06/2008 16:36

Race (5 Laps) started at 16:49:51

Pos	No.	Name	Make/Model	CC	Class Cod	Laps	Total Tm	Diff	Best Tm n Lap
1	18	Chris KNOX	Mini Cooper	1600	SMN	5	5:27.656		1:04.406
2	2	Kenneth THIRWALL	Mini Cooper	1600	SM	5	5:28.508	0.852	1:04.333
3	7	Vic COVEY Jnr	Mini Cooper	1600	SM	5	5:30.043	2.387	1:04.235
4	3	Ian MILTON	Mini Cooper	1600	SM	5	5:32.788	5.132	1:04.934
5	14	Jordan GRONKOWSKI	Mini Cooper	1600	SM	5	5:33.704	6.048	1:03.998
6	17	Mark DRYDEN	Mini Cooper	1600	SM	5	5:34.500	6.844	1:04.482
7	20	Andrew WINCHSTER	Mini Cooper	1600	SMN	5	5:38.944	11.288	1:05.726
8	16	Manio LOIA	Mini Cooper	1600	SMN	5	5:38.979	11.323	1:06.260
9	1	Robin LIDDELL	Mini Cooper	1600	SM	5	5:40.217	12.561	1:05.219
10	21	Gavin STRUTH	Mini Cooper	1600	SMN	5	5:41.172	13.516	1:05.707
11	12	Willie STRUTH	Mini Cooper	1600	SMN	5	5:49.976	22.320	1:07.979
12	15	Cosmo MOLINARO	Mini Cooper	1600	SMN	5	5:50.310	22.654	1:07.780
13	9	Michael ROWAN	Mini Cooper	1600	SM	5	5:53.164	25.508	1:05.479
14	11	Gemma DREELAN	Mini Cooper	1600	SMN	5	6:19.250	51.594	1:13.967

Not classified (80% = 4 Laps)

8	Finlay CROCKER	Mini Cooper	1600	SM			DNS	0
22	Chris PEARSON	Mini Cooper	1600	SMN			DNS	0
4	Gilbert GROSSETT	Mini Cooper	1600	SM			DNS	0
6	Alasdair McGOWAN	Mini Cooper	1600	SMN			DNS	0

Announcements

Red Flag - Lap 3 - Race re-started over 8 laps.

Margin of Victory	Avg. Speed	Best Lap Tm	Best Spd	Best Lap by
0.852	70.318	1:03.998	72.002	14 - Jordan GRONKOWSKI

Clerk of the Course	Sig.	Time	Orbits 4
---------------------	------	------	----------

Chief Timekeeper - Ian Sharp

www.amb-it.com

Weather

Track

www.mylaps.com

Results available on smart-timing.co.ukS

Licensed to: SMART

Printed: 30/06/2008 12:58:07

SMRC Summer Club Race Meeting

smartycars.com Mini Cooper Cup

Knockhill 1.280 Miles

Race 12A - Restart

29/06/2008 16:36

Race (5 Laps) started at 16:49:51

Lap	Lap Tm	Diff	Time of Day
(18) Chris KNOX			
1			16:51:00.582
2	1:05.299	+0.893	16:52:05.881
3	1:04.457	+0.051	16:53:10.338
4	1:04.679	+0.273	16:54:15.017
5	1:04.406		16:55:19.423

Lap	Lap Tm	Diff	Time of Day
(2) Kenneth THIRWALL			
1			16:51:01.175
2	1:05.890	+1.557	16:52:07.065
3	1:04.485	+0.152	16:53:11.550
4	1:04.392	+0.059	16:54:15.942
5	1:04.333		16:55:20.275

Lap	Lap Tm	Diff	Time of Day
(7) Vic COVEY Jnr			
1			16:51:01.339
2	1:06.064	+1.829	16:52:07.403
3	1:05.650	+1.415	16:53:13.053
4	1:04.522	+0.287	16:54:17.575
5	1:04.235		16:55:21.810

Lap	Lap Tm	Diff	Time of Day
(3) Ian MILTON			
1			16:51:01.696
2	1:05.997	+1.063	16:52:07.693
3	1:06.225	+1.291	16:53:13.918
4	1:05.703	+0.769	16:54:19.621
5	1:04.934		16:55:24.555

Lap	Lap Tm	Diff	Time of Day
(14) Jordan GRONKOWSKI			
1			16:51:04.175
2	1:04.851	+0.853	16:52:09.026
3	1:06.749	+2.751	16:53:15.775
4	1:05.698	+1.700	16:54:21.473
5	1:03.998		16:55:25.471

Lap	Lap Tm	Diff	Time of Day
(17) Mark DRYDEN			
1			16:51:03.655
2	1:05.199	+0.717	16:52:08.854
3	1:07.233	+2.751	16:53:16.087
4	1:05.698	+1.216	16:54:21.785
5	1:04.482		16:55:26.267

Lap	Lap Tm	Diff	Time of Day
(20) Andrew WINCHSTER			
1			16:51:02.094
2	1:06.316	+0.590	16:52:08.410
3	1:09.916	+4.190	16:53:18.326
4	1:05.726		16:54:24.052
5	1:06.659	+0.933	16:55:30.711

Lap	Lap Tm	Diff	Time of Day
(16) Manio LOIA			
1			16:51:04.479
2	1:06.260		16:52:10.739
3	1:06.578	+0.318	16:53:17.317
4	1:07.104	+0.844	16:54:24.421
5	1:06.325	+0.065	16:55:30.746

Lap	Lap Tm	Diff	Time of Day
(1) Robin LIDDELL			
1			16:51:00.516
2	1:06.829	+1.610	16:52:07.345
3	1:13.282	+8.063	16:53:20.627
4	1:06.138	+0.919	16:54:26.765
5	1:05.219		16:55:31.984

Lap	Lap Tm	Diff	Time of Day
(21) Gavin STRUTH			
1			16:51:05.699

Lap	Lap Tm	Diff	Time of Day
2	1:06.954	+1.247	16:52:12.653
3	1:07.154	+1.447	16:53:19.807
4	1:07.425	+1.718	16:54:27.232
5	1:05.707		16:55:32.939

Lap	Lap Tm	Diff	Time of Day
(12) Willie STRUTH			
1			16:51:06.219
2	1:08.933	+0.954	16:52:15.152
3	1:07.979		16:53:23.131
4	1:08.837	+0.858	16:54:31.968
5	1:09.775	+1.796	16:55:41.743

Lap	Lap Tm	Diff	Time of Day
(15) Cosmo MOLINARO			
1			16:51:06.913
2	1:07.780		16:52:14.693
3	1:10.399	+2.619	16:53:25.092
4	1:09.186	+1.406	16:54:34.278
5	1:07.799	+0.019	16:55:42.077

Lap	Lap Tm	Diff	Time of Day
(9) Michael ROWAN			
1			16:51:05.015
2	1:17.328	+11.849	16:52:22.343
3	1:08.156	+2.677	16:53:30.499
4	1:05.479		16:54:35.978
5	1:08.953	+3.474	16:55:44.931

Lap	Lap Tm	Diff	Time of Day
(11) Gemma DREELAN			
1			16:51:12.221
2	1:13.967		16:52:26.188
3	1:15.174	+1.207	16:53:41.362
4	1:14.455	+0.488	16:54:55.817
5	1:15.200	+1.233	16:56:11.017

Clerk of the Course

Sig.

Time

Orbits 4

Chief Timekeeper - Ian Sharp

Weather

Track

Results available on smart-timing.co.ukS

www.amb-it.com

www.mylaps.com

Licensed to: SMART

SMRC Summer Club Race Meeting

Lapchart


smartycars.com Mini Cooper Cup

Knockhill 1.280 Miles

Race 12A - Restart

29/06/2008 16:36

Race (5 Laps) started at 16:49:51



Competitors	Laps					
	1	2	3	4	5	
Robin LIDDELL (1)	1	1	18	18	18	18
Chris KNOX (18)	2	18	2	2	2	2
Kenneth THIRWALL (2)	3	2	1	7	7	7
Vic COVEY Jnr (7)	4	7	7	3	3	3
Ian MILTON (3)	5	3	3	14	14	14
Andrew WINCHSTER (20)	6	20	20	17	17	17
Mark DRYDEN (17)	7	17	17	16	20	20
Jordan GRONKOWSKI (14)	8	14	14	20	16	16
Manio LOIA (16)	9	16	16	21	1	1
Michael ROWAN (9)	10	9	21	1	21	21
Gavin STRUTH (21)	11	21	15	12	12	12
Willie STRUTH (12)	12	12	12	15	15	15
Cosmo MOLINARO (15)	13	15	9	9	9	9
Gemma DREELAN (11)	14	11	11	11	11	11
-	15					
-	16					
-	17					
-	18					

Clerk of the Course Sig. Time

Orbits 4

Chief Timekeeper - Ian Sharp

www.amb-it.com

Weather Track

www.mylaps.com

Results available on smart-timing.co.ukS

Licensed to: SMART

SMRC Summer Club Race Meeting

Sorted on Laps

Scottish Legends Championship

Knockhill 1.280 Miles

Race 14 - Final

29/06/2008 17:00

Race (10 Laps) started at 17:07:40

Pos	No.	Name	Make/Model	CC	Class Code	Laps	Total Tm	Diff	Best Tm	Best Spd
1	23	Alisdair GAULD	Legend	1200	L	5	5:24.840		1:02.192	74.093
2	71	Alasdair THOM	Chevy Sedan	1250	L	5	5:26.136	1.296	1:02.849	73.319
3	18	Richard CROZIER	37 Chevy	1250	L	5	5:32.546	7.706	1:02.389	73.859
4	68	Carol BROWN	Ford Coupe	1200	L	5	5:32.708	7.868	1:01.447	74.991
5	27	Murray FORD	Ford Sedan	1250	L	5	5:32.964	8.124	1:04.329	71.632
6	17	Stewart BLACK	Ford Sedan	1250	L	5	5:34.053	9.213	1:02.387	73.862
7	26	Scott HYNDS	Chevy Sedan	1250	L	5	5:36.593	11.753	1:03.895	72.118
8	28	Frank HYNDS	Ford Sedan	1250	L	5	5:38.953	14.113	1:03.423	72.655
9	69	Gerard McCOSH	Ford Coupe	1250	L	5	5:40.689	15.849	1:04.065	71.927
10	44	Andrew DONALD	Ford Sedan	1250	L	5	5:40.731	15.891	1:04.646	71.281
11	13	Chris HYNDS	Legend	1250	L	5	5:40.864	16.024	1:04.006	71.993
12	37	Alistair DOW	Ford Coupe	1250	L	5	5:41.446	16.606	1:03.960	72.045
13	07	Gordon MANN	37 Ford Sedan	1250	L	5	5:44.514	19.674	1:04.935	70.963
14	48	Tony CAIG	Chevy Sedan	1250	L	5	5:45.492	20.652	1:03.721	72.315
15	31	Aly HUNTER	Chevy Sedan	1250	L	5	5:46.462	21.622	1:05.605	70.239
16	88	Jason OGG	34 Chevy Coupe	1250	L	5	5:46.463	21.623	1:05.128	70.753
17	30	Errico PALAZZO	Ford Coupe	1250	L	5	5:47.345	22.505	1:05.325	70.540
18	80	Mervyn WILSON	Legend	1200	L	5	5:49.486	24.646	1:06.179	69.629
19	08	Graham SCOTT	Legend	1250	L	5	5:50.263	25.423	1:05.131	70.750
20	10	Frank OGG	Legend	1250	L	5	5:53.482	28.642	1:04.835	71.073
21	25	Pat HYNDS	34 Chevy	1250	L	5	6:02.737	37.897	1:03.438	72.638
22	46	Colin ATKINSON	Ford 37 Coupe	1200	L	5	6:07.950	43.110	1:03.923	72.087
Not classified (80% = 4 Laps)										
DNF	70	David THORBURN	34 Ford Coupe	1200	L	4	4:33.961	DNF	1:03.382	72.702

Announcements

Red Flag - Lap 6 - Result declared at 5 laps.

Car No.27 - Not classified - Not running at time of Red Flag.

Margin of Victory	Avg. Speed	Best Lap Tm	Best Spd	Best Lap by
1.296	70.927	1:01.447	74.991	68 - Carol BROWN

Clerk of the Course	Sig.	Time	Orbits 4
Chief Timekeeper - Ian Sharp			www.amb-it.com
Weather	Track		www.mylaps.com
Results available on smart-timing.co.uk			Licensed to: SMART

SMRC Summer Club Race Meeting

Scottish Legends Championship

Knockhill 1.280 Miles

Race 14 - Final

29/06/2008 17:00

Race (10 Laps) started at 17:07:40

Lap	Lap Tm	Diff	Time of Day
(23) Alisdair GAULD			
1	1:09.481	+7.289	17:08:54.228
2	1:02.192		17:09:56.420
3	1:03.312	+1.120	17:10:59.732
4	1:02.673	+0.481	17:12:02.405
5	1:02.517	+0.325	17:13:04.922
(71) Alasdair THOM			
1	1:10.311	+7.462	17:08:52.671
2	1:03.576	+0.727	17:09:56.247
3	1:03.981	+1.132	17:11:00.228
4	1:02.849		17:12:03.077
5	1:03.141	+0.292	17:13:06.218
(18) Richard CROZIER			
1	1:12.815	+10.426	17:08:57.974
2	1:05.335	+2.946	17:10:03.309
3	1:03.676	+1.287	17:11:06.985
4	1:03.254	+0.865	17:12:11.343
5	1:02.389		17:13:12.628
(68) Carol BROWN			
1	1:10.244	+8.797	17:08:58.433
2	1:04.992	+3.545	17:10:03.425
3	1:04.242	+2.795	17:11:07.667
4	1:03.676	+2.229	17:12:11.343
5	1:01.447		17:13:12.790
(27) Murray FORD			
1	1:11.058	+6.729	17:08:54.107
2	1:04.329		17:09:58.436
3	1:04.468	+0.139	17:11:02.904
4	1:04.907	+0.578	17:12:07.811
5	1:05.235	+0.906	17:13:13.046
(17) Stewart BLACK			
1	1:11.659	+9.272	17:08:56.403
2	1:05.837	+3.450	17:10:02.240
3	1:04.946	+2.559	17:11:07.186
4	1:04.562	+2.175	17:12:11.748
5	1:02.387		17:13:14.135
(26) Scott HYNDS			
1	1:11.889	+7.994	17:08:58.102
2	1:04.701	+0.806	17:10:02.803
3	1:05.083	+1.188	17:11:07.886
4	1:04.894	+0.999	17:12:12.780
5	1:03.895		17:13:16.675
(28) Frank HYNDS			
1	1:11.706	+8.283	17:08:59.130
2	1:05.009	+1.586	17:10:04.139
3	1:06.215	+2.792	17:11:10.354
4	1:03.423		17:12:13.777
5	1:05.258	+1.835	17:13:19.035
(69) Gerard McCOSH			
1	1:11.951	+7.886	17:09:00.053
2	1:05.492	+1.427	17:10:05.545
3	1:05.575	+1.510	17:11:11.120

Lap	Lap Tm	Diff	Time of Day
4	1:04.065		17:12:15.185
5	1:05.586	+1.521	17:13:20.771
(44) Andrew DONALD			
1	1:11.192	+6.546	17:08:56.975
2	1:06.221	+1.575	17:10:03.196
3	1:05.000	+0.354	17:11:08.196
4	1:04.646		17:12:12.842
5	1:07.971	+3.325	17:13:20.813
(13) Chris HYNDS			
1	1:11.946	+7.940	17:08:57.589
2	1:05.822	+1.816	17:10:03.411
3	1:07.193	+3.187	17:11:10.604
4	1:04.006		17:12:14.610
5	1:06.336	+2.330	17:13:20.946
(37) Alistair DOW			
1	1:12.885	+8.925	17:08:59.805
2	1:04.875	+0.915	17:10:04.680
3	1:06.683	+2.723	17:11:11.363
4	1:03.960		17:12:15.323
5	1:06.205	+2.245	17:13:21.528
(07) Gordon MANN			
1	1:15.229	+10.294	17:08:59.420
2	1:06.580	+1.645	17:10:06.000
3	1:06.380	+1.445	17:11:12.380
4	1:04.935		17:12:17.315
5	1:07.281	+2.346	17:13:24.596
(48) Tony CAIG			
1	1:11.091	+7.370	17:08:58.800
2	1:05.312	+1.591	17:10:04.112
3	1:05.233	+1.512	17:11:09.345
4	1:03.721		17:12:13.066
5	1:12.508	+8.787	17:13:25.574
(31) Aly HUNTER			
1	1:13.370	+7.765	17:08:59.997
2	1:06.602	+0.997	17:10:06.599
3	1:05.762	+0.157	17:11:12.361
4	1:05.605		17:12:17.966
5	1:08.578	+2.973	17:13:26.544
(88) Jason OGG			
1	1:11.845	+6.717	17:08:56.588
2	1:11.565	+6.437	17:10:08.153
3	1:05.128		17:11:13.281
4	1:05.143	+0.015	17:12:18.424
5	1:08.121	+2.993	17:13:26.545
(30) Errico PALAZZO			
1	1:12.301	+6.976	17:08:55.907
2	1:05.960	+0.635	17:10:01.867
3	1:06.507	+1.182	17:11:08.374
4	1:05.325		17:12:13.699
5	1:13.728	+8.403	17:13:27.427
(80) Mervyn WILSON			
1	1:12.838	+6.659	17:08:55.684

Lap	Lap Tm	Diff	Time of Day
2	1:06.929	+0.750	17:10:02.613
3	1:09.202	+3.023	17:11:11.815
4	1:06.179		17:12:17.994
5	1:11.574	+5.395	17:13:29.568
(08) Graham SCOTT			
1	1:13.650	+8.519	17:09:02.264
2	1:05.131		17:10:07.395
3	1:05.887	+0.756	17:11:13.282
4	1:05.443	+0.312	17:12:18.725
5	1:11.620	+6.489	17:13:30.345
(10) Frank OGG			
1	1:12.700	+7.865	17:08:56.103
2	1:05.902	+1.067	17:10:02.005
3	1:04.835		17:11:06.840
4	1:05.208	+0.373	17:12:12.048
5	1:21.516	+16.681	17:13:33.564
(25) Pat HYNDS			
1	1:12.396	+8.958	17:08:59.458
2	1:04.770	+1.332	17:10:04.228
3	1:06.817	+3.379	17:11:11.045
4	1:03.438		17:12:14.483
5	1:28.336	+24.898	17:13:42.819
(46) Colin ATKINSON			
1	1:10.512	+6.589	17:08:56.673
2	1:06.640	+2.717	17:10:03.313
3	1:06.793	+2.870	17:11:10.106
4	1:03.923		17:12:14.029
5	1:34.003	+30.080	17:13:48.032
(70) David THORBURN			
1	1:11.071	+7.689	17:08:58.533
2	1:05.031	+1.649	17:10:03.564
3	1:07.097	+3.715	17:11:10.661
4	1:03.382		17:12:14.043

Clerk of the Course Sig.

Time

Orbits 4

Chief Timekeeper - Ian Sharp

www.amb-it.com

Weather Track

www.mylaps.com

Results available on smart-timing.co.ukS

Licensed to: SMART

Scottish Legends Championship

Knockhill 1.280 Miles

Race 14 - Final

29/06/2008 17:00

Race (10 Laps) started at 17:07:40

Competitors	Laps						
	0	1	2	3	4	5	
Alasdair THOM (71)	1	71	71	71	23	23	23
Mervyn WILSON (80)	2	80	27	23	71	71	71
Murray FORD (27)	3	27	23	27	27	27	18
Frank OGG (10)	4	10	80	30	10	18	68
Errico PALAZZO (30)	5	30	30	10	18	68	27
Gordon MANN (07)	6	07	10	17	17	17	17
Jason OGG (88)	7	88	17	80	68	10	26
Stewart BLACK (17)	8	17	88	26	26	26	28
Alisdair GAULD (23)	9	23	46	44	44	44	69
Richard CROZIER (18)	10	18	44	18	30	48	44
Chris HYNDS (13)	11	13	13	46	48	30	13
Andrew DONALD (44)	12	44	18	13	46	28	37
Colin ATKINSON (46)	13	46	26	68	28	46	07
Scott HYNDS (26)	14	26	68	70	13	70	48
Aly HUNTER (31)	15	31	70	48	70	25	31
Alistair DOW (37)	16	37	48	28	25	13	88
Pat HYNDS (25)	17	25	28	25	69	69	30
Frank HYNDS (28)	18	28	07	37	37	37	80
David THORBURN (70)	19	70	25	69	80	07	08
Tony CAIG (48)	20	48	37	07	31	31	10
Gerard McCOSH (69)	21	69	31	31	07	80	25
Carol BROWN (68)	22	68	69	08	88	88	46
Graham SCOTT (08)	23	08	08	88	08	08	

Clerk of the Course

Sig.

Time

Orbits 4

Chief Timekeeper - Ian Sharp

www.amb-it.com

Weather

Track

www.mylaps.com

Results available on smart-timing.co.ukS

Licensed to: SMART