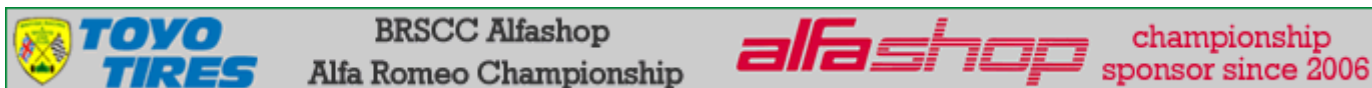


Cadwell Park

18th April 2009



THE MOTOR LAWYERS
FIAT RACING CHALLENGE



S.M.A.R.T.

Scottish Motorsports Automatic Race Timing

Ravenslea, Melrose Road, Galashiels, TD1 2AT

Telephone : 01896 – 752447

Ma5da MX5 Championship

Cadwell Park 2.173 Miles

Practice 1

18/04/2009 09:00

Practice started at 8:59:44

Pos	No.	Name	Make/Model	CC	Class C	Laps	Best Tm	Diff 1 Lap	Best Spd	2nd Best
1	2	Tom ROCHE	Maxda MX5	1600	MX5	12	1:45.764		73.965	1:46.183
2	33	Robert BOSTON	Mazda RX5	1600	MX5	12	1:47.307	1.543	72.901	1:47.316
3	1	Jonathan GREENSMITH	Mazda MX5	1600	MX5	12	1:47.636	1.872	72.678	1:47.989
4	32	Charles PLUMLEY	Mazda MX5	1600	MX5	12	1:47.764	2.000	72.592	1:47.923
5	18	Paul SHEARD	Mazda MX5	1600	MX5	10	1:48.316	2.552	72.222	1:48.419
6	69	Matthew ROBINSON	Mazda MX5	1600	MX5	12	1:48.684	2.920	71.977	1:48.941
7	28	Scott KIRLEW	mazda RX5	1600	MX5	12	1:48.887	3.123	71.843	1:48.977
8	10	Steve GREENSMITH	Mazda RX5	1600	MX5	12	1:48.920	3.156	71.822	1:49.039
9	72	Andrew CLARKSON	Mazda MX5	1600	MX5	11	1:49.123	3.359	71.688	1:49.706
10	6	Alyn ROBSON	Mazda MX5	1600	MX5	8	1:49.179	3.415	71.651	1:49.570
11	3	Carl POWELL	Mazda MX5	1600	MX5	11	1:49.218	3.454	71.626	1:49.438
12	88	Simon McALPINE	Mazda MX5	1600	MX5	11	1:49.240	3.476	71.611	1:49.511
13	55	Martin STEVENSON	Mazda MX5	1600	MX5	11	1:49.574	3.810	71.393	1:50.071
14	96	Mark PIERPOINT	Mazda MX5	1600	MX5	11	1:49.596	3.832	71.379	1:50.177
15	0	Alex HODGKINSON	Mazda RX5	1600	MX5	12	1:49.705	3.941	71.308	1:50.224
16	22	Jennifer GARRETT	Mazda MX5	1600	MX5	12	1:50.003	4.239	71.114	1:50.102
17	99	Jonathon BLAKE	Mazda MX5	1600	MX5	11	1:50.738	4.974	70.642	1:50.751
18	50	Andy COOMBS	Mazda MX5	1600	MX5	11	1:50.855	5.091	70.568	1:50.973
19	51	Ben ROBINSON	Mazda RX5	1600	MX5	11	1:50.964	5.200	70.499	1:51.788
20	46	Graham GROVE	Mazda RX5	1600	MX5	11	1:51.352	5.588	70.253	1:51.362
21	56	Chris ROWLINSON	Mazda MX5	1600	MX5	11	1:51.451	5.687	70.190	1:51.586
22	7	Kevin MIDDLETON	Mazda MX5	1600	MX5	11	1:52.236	6.472	69.700	1:52.379
23	11	Ryan CEFFERTY	Mazda RX5	1600	MX5	11	1:53.057	7.293	69.193	1:53.125
24	24	Derek BROOK	Mazda RX5	1600	MX5	11	1:53.429	7.665	68.966	1:53.514
25	23	Martin TOLLEY	Mazda RX5	1600	MX5	11	1:53.588	7.824	68.870	1:54.755
26	20	Chris LOVETT	Mazda RX5	1600	MX5	11	1:53.710	7.946	68.796	1:54.379
27	44	Giuseppe RICOTTA	Mazda RX5	1600	MX5	11	1:56.006	10.242	67.434	1:56.321
28	13	Scott LEACH	Mazda RX5	1600	MX5	10	1:59.351	13.587	65.544	2:01.077

Announcements

AMENDED GRID - Car No.88 moved to back of grid.

Clerk of the Course

Orbits 4

Sig. Time
 Chief Timekeeper - Ian Sharp SMART

www.amb-it.com
 www.mylaps.com

Weather Track

Licensed to: SMART

BRSCC Raceday

Ma5da MX5 Championship

Cadwell Park 2.173 Miles

Practice 1

18/04/2009 09:00

Practice started at 8:59:44

Lap	Lap Tm	Diff	Time of Day
(2) Tom ROCHE			
1			9:00:00.096
2	1:47.707	+1.943	9:01:47.803
3	1:46.183	+0.419	9:03:33.986
4	1:46.708	+0.944	9:05:20.694
5	1:46.932	+1.168	9:07:07.626
6	1:47.393	+1.629	9:08:55.019
7	1:47.156	+1.392	9:10:42.175
8	1:45.764		9:12:27.939
9	2:01.307	+15.543	9:14:29.246
10	1:46.191	+0.427	9:16:15.437
11	1:48.065	+2.301	9:18:03.502
12	1:48.227	+2.463	9:19:51.729
(33) Robert BOSTON			
1			9:00:06.857
2	1:51.628	+4.321	9:01:58.485
3	1:48.369	+1.062	9:03:46.854
4	1:47.763	+0.456	9:05:34.617
5	1:50.284	+2.977	9:07:24.901
6	1:49.683	+2.376	9:09:14.584
7	1:47.845	+0.538	9:11:02.429
8	1:47.316	+0.009	9:12:49.745
9	1:47.307		9:14:37.052
10	1:47.639	+0.332	9:16:24.691
11	1:47.377	+0.070	9:18:12.068
12	1:47.404	+0.097	9:19:59.472
(1) Jonathan GREENSMITH			
1			9:00:12.000
2	1:51.135	+3.499	9:02:03.135
3	1:48.917	+1.281	9:03:52.052
4	1:48.742	+1.106	9:05:40.794
5	1:48.536	+0.900	9:07:29.330
6	1:48.596	+0.960	9:09:17.926
7	1:48.977	+1.341	9:11:06.903
8	1:48.268	+0.632	9:12:55.171
9	1:48.627	+0.991	9:14:43.798
10	1:48.396	+0.760	9:16:32.194
11	1:47.636		9:18:19.830
12	1:47.989	+0.353	9:20:07.819
(32) Charles PLUMLEY			
1			9:00:05.361
2	1:52.932	+5.168	9:01:58.293
3	1:49.713	+1.949	9:03:48.006
4	1:49.473	+1.709	9:05:37.479
5	1:49.554	+1.790	9:07:27.033
6	1:49.048	+1.284	9:09:16.081
7	1:51.369	+3.605	9:11:07.450
8	1:48.667	+0.903	9:12:56.117
9	1:48.329	+0.565	9:14:44.446
10	1:48.735	+0.971	9:16:33.181
11	1:47.764		9:18:20.945
12	1:47.923	+0.159	9:20:08.868
(18) Paul SHEARD			
1			9:00:55.641
2	2:00.142	+11.826	9:02:55.783
3	1:53.225	+4.909	9:04:49.008
4	4:56.184	+3:07.868	9:09:45.192
5	1:55.874	+7.558	9:11:41.066
6	1:50.132	+1.816	9:13:31.198
7	1:50.753	+2.437	9:15:21.951
8	1:49.440	+1.124	9:17:11.391

Lap	Lap Tm	Diff	Time of Day
9	1:48.419	+0.103	9:18:59.810
10	1:48.316		9:20:48.126
(69) Matthew ROBINSON			
1			9:00:18.683
2	2:01.572	+12.888	9:02:20.255
3	1:54.524	+5.840	9:04:14.779
4	1:57.084	+8.400	9:06:11.863
5	1:49.291	+0.607	9:08:01.154
6	1:50.167	+1.483	9:09:51.321
7	1:51.424	+2.740	9:11:42.745
8	1:48.941	+0.257	9:13:31.686
9	1:49.146	+0.462	9:15:20.832
10	1:51.228	+2.544	9:17:12.060
11	1:48.962	+0.278	9:19:01.022
12	1:48.684		9:20:49.706
(28) Scott KIRLEW			
1			9:00:12.447
2	1:51.848	+2.961	9:02:04.295
3	1:49.592	+0.705	9:03:53.887
4	1:49.203	+0.316	9:05:43.090
5	1:48.977	+0.090	9:07:32.067
6	1:49.062	+0.175	9:09:21.129
7	1:49.702	+0.815	9:11:10.831
8	1:50.054	+1.167	9:13:00.885
9	1:49.939	+1.052	9:14:50.824
10	1:51.573	+2.686	9:16:42.397
11	1:49.945	+1.058	9:18:32.342
12	1:48.887		9:20:21.229
(10) Steve GREENSMITH			
1			9:00:14.995
2	1:52.506	+3.586	9:02:07.501
3	1:49.489	+0.569	9:03:56.990
4	1:49.185	+0.265	9:05:46.175
5	1:49.722	+0.802	9:07:35.897
6	1:49.684	+0.764	9:09:25.581
7	1:49.039	+0.119	9:11:14.620
8	1:49.448	+0.528	9:13:04.068
9	1:49.290	+0.370	9:14:53.358
10	1:48.920		9:16:42.278
11	1:49.383	+0.463	9:18:31.661
12	1:50.011	+1.091	9:20:21.672
(72) Andrew CLARKSON			
1			9:00:37.126
2	2:01.825	+12.702	9:02:38.951
3	1:52.682	+3.559	9:04:31.633
4	1:52.173	+3.050	9:06:23.806
5	1:51.299	+2.176	9:08:15.105
6	1:52.974	+3.851	9:10:08.079
7	1:52.950	+3.827	9:12:01.029
8	1:49.706	+0.583	9:13:50.735
9	2:24.523	+35.400	9:16:15.258
10	1:52.191	+3.068	9:18:07.449
11	1:49.123		9:19:56.572
(6) Alyn ROBSON			
1			9:01:09.059
2	2:03.593	+14.414	9:03:12.652
3	1:52.204	+3.025	9:05:04.856
4	1:51.213	+2.034	9:06:56.069
5	1:50.368	+1.189	9:08:46.437
6	1:50.014	+0.835	9:10:36.451
7	1:49.179		9:12:25.630

Lap	Lap Tm	Diff	Time of Day
8	1:49.570	+0.391	9:14:15.200
(3) Carl POWELL			
1			9:00:41.341
2	2:06.409	+17.191	9:02:47.750
3	1:50.508	+1.290	9:04:38.258
4	1:49.660	+0.442	9:06:27.918
5	1:49.218		9:08:17.136
6	1:51.329	+2.111	9:10:08.465
7	2:02.828	+13.610	9:12:11.293
8	1:49.822	+0.604	9:14:01.115
9	1:49.438	+0.220	9:15:50.553
10	1:49.817	+0.599	9:17:40.370
11	1:53.437	+4.219	9:19:33.807
(88) Simon McALPINE			
1			9:00:25.509
2	1:53.675	+4.435	9:02:19.184
3	1:52.724	+3.484	9:04:11.908
4	1:51.874	+2.634	9:06:03.782
5	1:49.736	+0.496	9:07:53.518
6	1:50.520	+1.280	9:09:44.038
7	1:49.511	+0.271	9:11:33.549
8	1:49.700	+0.460	9:13:23.249
9	1:50.252	+1.012	9:15:13.501
10	1:50.089	+0.849	9:17:03.590
11	1:49.240		9:18:52.830
(55) Martin STEVENSON			
1			9:00:45.359
2	2:11.089	+21.515	9:02:56.448
3	1:53.807	+4.233	9:04:50.255
4	1:50.071	+0.497	9:06:40.326
5	1:50.188	+0.614	9:08:30.514
6	1:51.317	+1.743	9:10:21.831
7	1:50.522	+0.948	9:12:12.353
8	1:49.574		9:14:01.927
9	1:52.581	+3.007	9:15:54.508
10	1:50.637	+1.063	9:17:45.145
11	1:54.160	+4.586	9:19:39.305
(96) Mark PIERPOINT			
1			9:00:41.135
2	2:00.455	+10.859	9:02:41.590
3	1:54.188	+4.592	9:04:35.778
4	1:50.691	+1.095	9:06:26.469
5	1:50.177	+0.581	9:08:16.646
6	1:52.660	+3.064	9:10:09.306
7	1:52.648	+3.052	9:12:01.954
8	1:49.596		9:13:51.550
9	1:50.265	+0.669	9:15:41.815
10	1:51.300	+1.704	9:17:33.115
11	2:19.622	+30.026	9:19:52.737
(0) Alex HODGKINSON			
1			9:00:15.796
2	1:58.438	+8.733	9:02:14.234
3	1:51.679	+1.974	9:04:05.913
4	1:50.511	+0.806	9:05:56.424
5	1:50.499	+0.794	9:07:46.923
6	1:50.224	+0.519	9:09:37.147
7	1:50.277	+0.572	9:11:27.424
8	1:51.347	+1.642	9:13:18.771
9	1:50.337	+0.632	9:15:09.108
10	1:50.745	+1.040	9:16:59.853
11	1:50.542	+0.837	9:18:50.395

Clerk of the Course

Orbits 4

Sig. Time
 Chief Timekeeper - Ian Sharp SMART
 Weather Track

www.amb-it.com
 www.mylaps.com
 Licensed to: SMART

BRSCC Raceday

Ma5da MX5 Championship

Cadwell Park 2.173 Miles

Practice 1

18/04/2009 09:00

Practice started at 8:59:44

Lap	Lap Tm	Diff	Time of Day
12	1:49.705		9:20:40.100

(22) Jennifer GARRETT

1			9:00:08.243
2	1:52.393	+2.390	9:02:00.636
3	1:50.945	+0.942	9:03:51.581
4	1:50.371	+0.368	9:05:41.952
5	1:50.890	+0.887	9:07:32.842
6	1:50.119	+0.116	9:09:22.961
7	1:51.081	+1.078	9:11:14.042
8	1:50.740	+0.737	9:13:04.782
9	1:50.102	+0.099	9:14:54.884
10	1:50.003		9:16:44.887
11	1:50.554	+0.551	9:18:35.441
12	1:52.485	+2.482	9:20:27.926

(99) Jonathon BLAKE

1			9:01:35.398
2	1:54.476	+3.738	9:03:29.874
3	1:52.264	+1.526	9:05:22.138
4	1:50.738		9:07:12.876
5	1:51.551	+0.813	9:09:04.427
6	1:50.870	+0.132	9:10:55.297
7	1:51.586	+0.848	9:12:46.883
8	1:52.293	+1.555	9:14:39.176
9	1:50.751	+0.013	9:16:29.927
10	1:52.452	+1.714	9:18:22.379
11	1:54.979	+4.241	9:20:17.358

(50) Andy COOMBS

1			9:00:19.806
2	1:57.495	+6.640	9:02:17.301
3	1:53.228	+2.373	9:04:10.529
4	1:53.529	+2.674	9:06:04.058
5	1:51.289	+0.434	9:07:55.347
6	1:50.973	+0.118	9:09:46.320
7	1:56.006	+5.151	9:11:42.326
8	1:50.855		9:13:33.181
9	1:50.984	+0.129	9:15:24.165
10	1:51.653	+0.798	9:17:15.818
11	1:51.442	+0.587	9:19:07.260

(51) Ben ROBINSON

1			9:00:32.729
2	2:08.392	+17.428	9:02:41.121
3	1:57.054	+6.090	9:04:38.175
4	1:54.827	+3.863	9:06:33.002
5	1:54.696	+3.732	9:08:27.698
6	1:55.078	+4.114	9:10:22.776
7	1:51.904	+0.940	9:12:14.680
8	1:51.788	+0.824	9:14:06.468
9	1:52.462	+1.498	9:15:58.930
10	1:50.964		9:17:49.894
11	1:52.803	+1.839	9:19:42.697

(46) Graham GROVE

1			9:00:13.336
2	2:00.703	+9.351	9:02:14.039
3	1:56.294	+4.942	9:04:10.333
4	1:55.353	+4.001	9:06:05.686
5	1:53.811	+2.459	9:07:59.497
6	1:53.084	+1.732	9:09:52.581
7	1:53.213	+1.861	9:11:45.794
8	1:51.909	+0.557	9:13:37.703
9	1:51.620	+0.268	9:15:29.323
10	1:51.362	+0.010	9:17:20.685

Lap	Lap Tm	Diff	Time of Day
11	1:51.352		9:19:12.037

(56) Chris ROWLINSON

1			9:00:32.340
2	2:01.994	+10.543	9:02:34.334
3	1:55.395	+3.944	9:04:29.729
4	1:53.517	+2.066	9:06:23.246
5	1:53.074	+1.623	9:08:16.320
6	1:58.896	+7.445	9:10:15.216
7	1:51.586	+0.135	9:12:06.802
8	1:56.342	+4.891	9:14:03.144
9	1:55.164	+3.713	9:15:58.308
10	1:55.688	+4.237	9:17:53.996
11	1:51.451		9:19:45.447

(7) Kevin MIDDLETON

1			9:00:21.308
2	1:57.232	+4.996	9:02:18.540
3	1:55.242	+3.006	9:04:13.782
4	1:52.236		9:06:06.018
5	1:52.644	+0.408	9:07:58.662
6	1:52.379	+0.143	9:09:51.041
7	1:53.271	+1.035	9:11:44.312
8	1:56.866	+4.630	9:13:41.178
9	3:03.191	+1:10.955	9:16:44.370
10	1:59.469	+7.233	9:18:43.839
11	1:52.485	+0.249	9:20:36.324

(11) Ryan CEFFERTY

1			9:00:35.082
2	2:13.905	+20.848	9:02:48.987
3	1:57.351	+4.294	9:04:46.338
4	1:56.476	+3.419	9:06:42.814
5	1:54.347	+1.290	9:08:37.161
6	1:53.558	+0.501	9:10:30.719
7	1:53.057		9:12:23.776
8	1:54.033	+0.976	9:14:17.809
9	1:53.630	+0.573	9:16:11.439
10	1:53.125	+0.068	9:18:04.564
11	2:15.031	+21.974	9:20:19.595

(24) Derek BROOK

1			9:00:25.653
2	2:02.378	+8.949	9:02:28.031
3	1:58.136	+4.707	9:04:26.167
4	2:06.641	+13.212	9:06:32.808
5	1:56.118	+2.689	9:08:28.926
6	1:55.389	+1.960	9:10:24.315
7	1:56.338	+2.909	9:12:20.653
8	1:53.947	+0.518	9:14:14.600
9	1:54.321	+0.892	9:16:08.921
10	1:53.514	+0.085	9:18:02.435
11	1:53.429		9:19:55.864

(23) Martin TOLLEY

1			9:00:22.988
2	1:59.975	+6.387	9:02:22.963
3	1:57.046	+3.458	9:04:20.009
4	1:55.930	+2.342	9:06:15.939
5	1:55.650	+2.062	9:08:11.589
6	1:58.374	+4.786	9:10:09.963
7	1:54.854	+1.266	9:12:04.817
8	1:54.918	+1.330	9:13:59.735
9	1:56.297	+2.709	9:15:56.032
10	1:53.588		9:17:49.620
11	1:54.755	+1.167	9:19:44.375

Lap	Lap Tm	Diff	Time of Day
(20) Chris LOVETT			
1			9:00:16.122
2	2:01.094	+7.384	9:02:17.216
3	1:59.057	+5.347	9:04:16.273
4	1:57.353	+3.643	9:06:13.626
5	1:57.198	+3.488	9:08:10.824
6	1:56.570	+2.860	9:10:07.394
7	1:56.303	+2.593	9:12:03.697
8	1:55.022	+1.312	9:13:58.719
9	1:55.420	+1.710	9:15:54.139
10	1:53.710		9:17:47.849
11	1:54.379	+0.669	9:19:42.228

(44) Giuseppe RICOTTA

1			9:00:31.993
2	2:19.425	+23.419	9:02:51.418
3	2:01.419	+5.413	9:04:52.837
4	1:59.105	+3.099	9:06:51.942
5	1:57.116	+1.110	9:08:49.058
6	1:57.501	+1.495	9:10:46.559
7	1:59.933	+3.927	9:12:46.492
8	1:57.867	+1.861	9:14:44.359
9	1:56.006		9:16:40.365
10	2:10.059	+14.053	9:18:50.424
11	1:56.321	+0.315	9:20:46.745

(13) Scott LEACH

1			9:00:31.550
2	2:19.758	+20.407	9:02:51.308
3	2:10.643	+11.292	9:05:01.951
4	2:08.213	+8.862	9:07:10.164
5	2:04.674	+5.323	9:09:14.838
6	2:03.764	+4.413	9:11:18.602
7	2:03.389	+4.038	9:13:21.991
8	2:01.385	+2.034	9:15:23.376
9	1:59.351		9:17:22.727
10	2:01.077	+1.726	9:19:23.804

Clerk of the Course

Orbits 4

Sig. Time
Chief Timekeeper - Ian Sharp SMART

www.amb-it.com
www.mylaps.com
Licensed to: SMART

Weather Track

BRSCC Raceday


Ma5da MX5 Championship

Cadwell Park 2.173 Miles

Race 1 - Round 3

18/04/2009 12:00

Race (25:00 Time)



POLE POSITION

Rank	Driver	Time	Rank	Driver	Time
1	2 Tom ROCHE	1:45.764	2	33 Robert BOSTON	1:47.307
2	1 Jonathan GREENSMITH	1:47.636	4	32 Charles PLUMLEY	1:47.764
3	18 Paul SHEARD	1:48.316	6	69 Matthew ROBINSON	1:48.684
4	28 Scott KIRLEW	1:48.887	8	10 Steve GREENSMITH	1:48.920
5	72 Andrew CLARKSON	1:49.123	10	6 Alyn ROBSON	1:49.179
6	3 Carl POWELL	1:49.218	12	88 Simon McALPINE	1:49.240
7	55 Martin STEVENSON	1:49.574	14	96 Mark PIERPOINT	1:49.596
8	0 Alex HODGKINSON	1:49.705	16	22 Jennifer GARRETT	1:50.003
9	99 Jonathon BLAKE	1:50.738	18	50 Andy COOMBS	1:50.855
10	51 Ben ROBINSON	1:50.964	20	46 Graham GROVE	1:51.352
11	56 Chris ROWLINSON	1:51.451	22	7 Kevin MIDDLETON	1:52.236
12	11 Ryan CEFFERTY	1:53.057	24	24 Derek BROOK	1:53.429

Clerk of the Course

Orbits 4

Sig. Time
Chief Timekeeper - Ian Sharp SMART
Weather Track

www.amb-it.com
www.mylaps.com
Licensed to: SMART

BRSCC Raceday


Ma5da MX5 Championship

Cadwell Park 2.173 Miles

Race 1 - Round 3

18/04/2009 12:00

Race (25:00 Time)



13

25

23 Martin TOLLEY
1:53.588

26

20 Chris LOVETT
1:53.710

14

27

44 Giuseppe RICOTTA
1:56.006

28

13 Scott LEACH
1:59.351

Dunlop TVR Challenge

Cadwell Park 2.173 Miles

Practice 2

18/04/2009 09:30

Practice started at 9:23:40

Pos	No.	Name	Make/Model	CC	Class C	Laps	Best Tm	Diff 1 Lap	Best Spd	2nd Best	
1	99	Michael SAUNDERS	TVR Cerbera	4500	TVR/	11	1:30.217		11	86.711	1:32.664
2	78	Danny WINSTANLEY	TVR Tuscan	4500	TVRA	12	1:32.301	2.084	10	84.753	1:32.563
3	30	Sam HEAD	TVR Tuscan	4500	TVRA	10	1:34.788	4.571	10	82.529	1:34.870
4	14	Marc HOCKIN	TVR Tuscan	4500	TVRA	10	1:36.195	5.978	8	81.322	1:37.196
5	93	Tom STEWART	TVR Griffith	4500	TVRB	12	1:36.593	6.376	12	80.987	1:37.567
6	1	Dean COOK	TVR Tuscan	4500	TVRA	8	1:39.602	9.385	5	78.541	1:39.772
7	42	Tony ABRAMS	TVR Tuscan	4500	TVRA	11	1:41.334	11.117	11	77.198	1:41.448
8	86	Christina TOTTY	TVR 3000M	2994	TVRC	12	1:46.472	16.255	11	73.473	1:47.020
9	88	Keith VAUGHAN-WILLIAMS	TVR Tasmin	2900	TVRC	10	1:48.605	18.388	10	72.030	1:50.054
10	24	David CHANT	TVR Tasmin	2900	TVRC	10	1:50.500	20.283	10	70.795	1:51.667
11	50	John SIMPSON	TVR 3000M	3100	TVRC	6	1:51.337	21.120	6	70.262	1:52.376
12	22	Tim DAVIS	TVR Tasmin	2900	TVRC	9	1:54.017	23.800	7	68.611	1:54.534
13	21	Mick WILKINSON	TVR Tasmin	2800	TVRC	10	1:55.812	25.595	10	67.547	1:58.919
14	36	Geoff PARKINSON	TVR Tuscan	4200	TVRB	7	2:00.508	30.291	4	64.915	2:00.709
15	29	Nick RECORD	TVR 300M	3000	TVRC	3	2:04.508	34.291	3	62.830	2:17.558
16	69	Tom HEWITT	TVR Griffin	4100	TVRB	8	2:05.680	35.463	8	62.244	2:08.024
17	33	Tim BROUGHTON	TVR Tasmin	2000	TVRB	2	2:09.418	39.201	2	60.446	
18	89	Andy RACE	TVR Sagariff	5000	TVRB				0	-	

BRSCC Raceday

Dunlop TVR Challenge

Cadwell Park 2.173 Miles

Practice 2

18/04/2009 09:30

Practice started at 9:23:40

Lap	Lap Tm	Diff	Time of Day
(99) Michael SAUNDERS			
1			9:24:58.642
2	2:08.802	+38.585	9:27:07.444
3	1:51.618	+21.401	9:28:59.062
4	1:45.783	+15.566	9:30:44.845
5	1:35.021	+4.804	9:32:19.866
6	1:37.931	+7.714	9:33:57.797
7	1:32.664	+2.447	9:35:30.461
8	2:24.710	+54.493	9:37:55.171
9	1:47.025	+16.808	9:39:42.196
10	1:33.598	+3.381	9:41:15.794
11	1:30.217		9:42:46.011

(78) Danny WINSTANLEY			
1			9:24:12.522
2	1:56.029	+23.728	9:26:08.551
3	1:44.654	+12.353	9:27:53.205
4	1:39.039	+6.738	9:29:32.244
5	1:40.978	+8.677	9:31:13.222
6	1:35.684	+3.383	9:32:48.906
7	1:32.563	+0.262	9:34:21.469
8	2:46.864	+1:14.563	9:37:08.334
9	1:39.910	+7.609	9:38:48.244
10	1:32.301		9:40:20.545
11	1:40.966	+8.665	9:42:01.511
12	1:33.357	+1.056	9:43:34.868

(30) Sam HEAD			
1			9:24:20.115
2	1:56.389	+21.601	9:26:16.504
3	1:39.979	+5.191	9:27:56.483
4	1:39.405	+4.617	9:29:35.888
5	1:38.828	+4.040	9:31:14.716
6	1:36.766	+1.978	9:32:51.482
7	1:35.800	+1.012	9:34:27.282
8	1:34.870	+0.082	9:36:02.152
9	1:38.345	+3.557	9:37:40.497
10	1:34.788		9:39:15.285

(14) Marc HOCKIN			
1			9:24:59.237
2	2:08.308	+32.113	9:27:07.545
3	3:35.732	+1:59.537	9:30:43.277
4	1:42.233	+6.038	9:32:25.510
5	2:14.268	+38.073	9:34:39.779
6	1:42.604	+6.409	9:36:22.383
7	1:37.196	+1.001	9:37:59.579
8	1:36.195		9:39:35.774
9	2:03.000	+26.805	9:41:38.775
10	3:06.755	+1:30.560	9:44:45.530

(93) Tom STEWART			
1			9:24:55.980
2	2:08.585	+31.992	9:27:04.565
3	1:47.855	+11.262	9:28:52.420
4	1:45.124	+8.531	9:30:37.544
5	1:38.835	+2.242	9:32:16.379
6	2:21.821	+45.228	9:34:38.201
7	1:45.191	+8.598	9:36:23.392
8	1:37.890	+1.297	9:38:01.282
9	1:39.117	+2.524	9:39:40.399
10	1:38.710	+2.117	9:41:19.109
11	1:37.567	+0.974	9:42:56.676
12	1:36.593		9:44:33.269

(1) Dean COOK			
1			9:24:49.705
2	2:11.454	+31.852	9:27:01.159
3	1:50.340	+10.738	9:28:51.499
4	1:41.569	+1.967	9:30:33.068
5	1:39.602		9:32:12.670
6	1:41.025	+1.423	9:33:53.695
7	1:39.772	+0.170	9:35:33.467
8	1:51.704	+12.102	9:37:25.171

(42) Tony ABRAMS			
1			9:24:33.611
2	2:14.726	+33.392	9:26:48.337
3	1:51.834	+10.500	9:28:40.171
4	1:46.791	+5.457	9:30:26.962
5	1:45.369	+4.035	9:32:12.331
6	2:40.932	+59.598	9:34:53.264
7	1:48.705	+7.371	9:36:41.969
8	1:42.260	+0.926	9:38:24.229
9	1:47.944	+6.610	9:40:12.173
10	1:41.448	+0.114	9:41:53.621
11	1:41.334		9:43:34.955

(86) Christina TOTTY			
1			9:24:17.357
2	2:10.376	+23.904	9:26:27.733
3	1:55.950	+9.478	9:28:23.683
4	1:53.276	+6.804	9:30:16.959
5	1:50.783	+4.311	9:32:07.742
6	1:54.309	+7.837	9:34:02.051
7	1:48.908	+2.436	9:35:50.959
8	1:50.077	+3.605	9:37:41.036
9	1:47.837	+1.365	9:39:28.873
10	1:47.651	+1.179	9:41:16.524
11	1:46.472		9:43:02.996
12	1:47.020	+0.548	9:44:50.016

(88) Keith VAUGHAN-WILLIAMS			
1			9:25:04.559
2	2:32.971	+44.366	9:27:37.530
3	2:06.457	+17.852	9:29:43.987
4	1:55.855	+7.250	9:31:39.842
5	2:47.296	+58.691	9:34:27.139
6	1:59.307	+10.702	9:36:26.446
7	1:50.054	+1.449	9:38:16.500
8	1:55.664	+7.059	9:40:12.164
9	1:50.121	+1.516	9:42:02.285
10	1:48.605		9:43:50.890

(24) David CHANT			
1			9:24:32.044
2	2:23.162	+32.662	9:26:55.206
3	2:08.821	+18.321	9:29:04.027
4	1:56.917	+6.417	9:31:00.944
5	2:03.899	+13.399	9:33:04.843
6	2:48.374	+57.874	9:35:53.218
7	2:02.144	+11.644	9:37:55.362
8	1:55.696	+5.196	9:39:51.058
9	1:51.667	+1.167	9:41:42.725
10	1:50.500		9:43:33.225

(50) John SIMPSON			
1			9:24:56.723
2	2:36.187	+44.850	9:27:32.910
3	2:20.528	+29.191	9:29:53.438
4	1:52.376	+1.039	9:31:45.814

Lap	Lap Tm	Diff	Time of Day
5	1:53.373	+2.036	9:33:39.187
6	1:51.337		9:35:30.524

(22) Tim DAVIS			
1			9:25:00.164
2	2:34.060	+40.043	9:27:34.224
3	2:08.668	+14.651	9:29:42.892
4	2:03.340	+9.323	9:31:46.232
5	4:45.854	+2:51.837	9:36:32.086
6	1:57.018	+3.001	9:38:29.104
7	1:54.017		9:40:23.121
8	1:59.146	+5.129	9:42:22.267
9	1:54.534	+0.517	9:44:16.801

(21) Mick WILKINSON			
1			9:24:38.455
2	2:29.435	+33.623	9:27:07.890
3	2:03.409	+7.597	9:29:11.299
4	2:03.846	+8.034	9:31:15.145
5	1:58.919	+3.107	9:33:14.064
6	2:54.122	+58.310	9:36:08.187
7	2:03.799	+7.987	9:38:11.986
8	2:01.946	+6.134	9:40:13.932
9	2:03.672	+7.860	9:42:17.604
10	1:55.812		9:44:13.416

(36) Geoff PARKINSON			
1			9:25:05.212
2	2:12.784	+12.276	9:27:17.996
3	2:03.596	+3.088	9:29:21.592
4	2:00.508		9:31:22.100
5	2:04.655	+4.147	9:33:26.755
6	2:00.709	+0.201	9:35:27.464
7	2:25.842	+25.334	9:37:53.306

(29) Nick RECORD			
1			9:24:29.571
2	2:17.558	+13.050	9:26:47.129
3	2:04.508		9:28:51.637

(69) Tom HEWITT			
1			9:25:23.049
2	3:01.116	+55.436	9:28:24.165
3	2:23.715	+18.035	9:30:47.880
4	3:43.789	+1:38.109	9:34:31.669
5	3:23.703	+1:18.023	9:37:55.372
6	2:18.027	+12.347	9:40:13.399
7	2:08.024	+2.344	9:42:21.423
8	2:05.680		9:44:27.103

(33) Tim BROUGHTON			
1			9:25:03.734
2	2:09.418		9:27:13.152

Clerk of the Course

Orbits 4

Sig. Time
Chief Timekeeper - Ian Sharp SMART

www.amb-it.com
www.mylaps.com

Weather Track

Licensed to: SMART

BRSCC Raceday


Dunlop TVR Challenge

Cadwell Park 2.173 Miles

Race 2 - Round 1

18/04/2009 13:15

Race (17:00 Time)



POLE POSITION

1	1 99 Michael SAUNDERS 1:30.217	2 78 Danny WINSTANLEY 1:32.301
2	3 30 Sam HEAD 1:34.788	4 14 Marc HOCKIN 1:36.195
3	5 93 Tom STEWART 1:36.593	6 1 Dean COOK 1:39.602
4	7 42 Tony ABRAMS 1:41.334	8 86 Christina TOTTY 1:46.472
5	9 88 Keith VAUGHAN-WILLIAMS 1:48.605	10 24 David CHANT 1:50.500
6	11 50 John SIMPSON 1:51.337	12 22 Tim DAVIS 1:54.017
7	13 21 Mick WILKINSON 1:55.812	14 36 Geoff PARKINSON 2:00.508
8	15 29 Nick RECORD 2:04.508	16 69 Tom HEWITT 2:05.680
9	17 33 Tim BROUGHTON 2:09.418	18 89 Andy RACE

Clerk of the Course

Orbits 4

Sig. Time
Chief Timekeeper - Ian Sharp SMART
Weather Track

www.amb-it.com
www.mylaps.com
Licensed to: SMART

BRSCC Alfashop Alfa Romeo Championship

Cadwell Park 2.173 Miles

Practice 3

18/04/2009 10:00

Practice started at 9:49:57

Pos	No.	Name	Make/Model	CC	Class C	Laps	Best Tm	Diff 1 Lap	Best Spd	2nd Best	
1	21	Tim LEWIS	Alfa Sud	2000	ARA	10	1:35.722	7	81.724	1:35.998	
2	98	Adie HAWKINS	Alfa Romeo 33	2000	ARA	11	1:36.101	0.379	8	81.402	1:36.449
3	1	Neil SMITH	Alfa Romeo 156	1970	ARA	12	1:36.540	0.818	11	81.032	1:36.704
4	51	Roger EVANS	Alfa Romeo GTV	3800	ARA	12	1:38.009	2.287	9	79.817	1:38.097
5	14	Andy PAGE	Alfa Romeo Giulietta	1800	ARA	12	1:38.366	2.644	8	79.527	1:38.530
6	12	Chris SNOWDEN	Alfa Romeo 33	1910	ARA	9	1:42.810	7.088	9	76.090	1:42.822
7	72	Shaun HAZELWOOD	Alfa Romeo GTV	3000	ARC	10	1:47.356	11.634	10	72.868	1:48.630
8	22	Paul PLANT	Alfa Romeo 33	1700	ARD	9	1:47.500	11.778	8	72.770	1:47.589
9	61	Mel HEALEY	Alfa Romeo 33	1700	ARD	11	1:49.593	13.871	11	71.380	1:50.295
10	84	Paul BUCKLEY	Alfa Romeo 156	1970	ARE	11	1:50.034	14.312	10	71.094	1:50.050
11	93	Barry McMAHON	Alfa Romeo GTV	3000	ARC	11	1:50.225	14.503	7	70.971	1:52.660
12	5	Ray FOLEY	Alfa Romeo 166	2000	ARE	11	1:50.412	14.690	9	70.851	1:50.807
13	74	Andy INMAN	Alfa Romeo 156	2000	ARE	8	1:50.997	15.275	8	70.478	1:51.915
14	43	Paul GRAINGER	Alfa Romeo 156	2000	ARE	9	1:52.295	16.573	8	69.663	1:52.406
15	78	Len BROCK	Alfa Romeo 146	2000	ARE	9	1:52.499	16.777	8	69.537	1:53.241
16	55	Steve FLETCHER	Alfa Romeo 133	1700	ARD	10	1:52.556	16.834	10	69.501	1:53.319
17	8	Keith WILLIAMS	Alfa Romeo 145	2000	ARE	10	1:53.120	17.398	8	69.155	1:54.625
18	94	Graham HALL	Alfa Romeo 145	2000	ARE	9	1:55.538	19.816	6	67.708	1:55.993
19	70	Andrew BRAMAH	Alfa Romeo 147	3000	ARE	9	1:55.856	20.134	7	67.522	1:55.870
20	39	Sarah HEELS	Alfa Romeo 156	2000	ARE	8	1:56.296	20.574	8	67.266	1:56.643
21	6	John GRIFFITHS	Alfa Romeo 155	2000	ARB	2	2:04.533	28.811	2	62.817	

BRSCC Raceday

BRSCC Alfashop Alfa Romeo Championship

Cadwell Park 2.173 Miles

Practice 3

18/04/2009 10:00

Practice started at 9:49:57

Lap	Lap Tm	Diff	Time of Day
<u>(21) Tim LEWIS</u>			
1			9:50:39.108
2	1:53.038	+17.316	9:52:32.146
3	1:43.900	+8.178	9:54:16.046
4	12:05.320	+10:29.598	10:06:21.366
5	1:42.196	+6.474	10:08:03.562
6	1:39.452	+3.730	10:09:43.014
7	1:35.722		10:11:18.736
8	1:36.557	+0.835	10:12:55.293
9	1:38.472	+2.750	10:14:33.765
10	1:35.998	+0.276	10:16:09.763

<u>(98) Adie HAWKINS</u>			
1			9:51:03.851
2	1:53.297	+17.196	9:52:57.148
3	1:46.261	+10.160	9:54:43.409
4	9:28.105	+7:52.004	10:04:11.514
5	1:51.515	+15.414	10:06:03.029
6	1:40.263	+4.162	10:07:43.292
7	1:44.241	+8.140	10:09:27.533
8	1:36.101		10:11:03.634
9	1:51.067	+14.966	10:12:54.701
10	1:36.449	+0.348	10:14:31.150
11	1:38.338	+2.237	10:16:09.488

<u>(1) Neil SMITH</u>			
1			9:50:59.652
2	1:58.897	+22.357	9:52:58.549
3	1:46.550	+10.010	9:54:45.099
4	9:28.228	+7:51.688	10:04:13.327
5	1:54.155	+17.615	10:06:07.482
6	1:41.622	+5.082	10:07:49.104
7	1:39.329	+2.789	10:09:28.433
8	1:37.130	+0.590	10:11:05.563
9	1:37.498	+0.958	10:12:43.061
10	1:36.704	+0.164	10:14:19.765
11	1:36.540		10:15:56.305
12	1:38.562	+2.022	10:17:34.867

<u>(51) Roger EVANS</u>			
1			9:50:31.014
2	1:57.987	+19.978	9:52:29.001
3	1:44.626	+6.617	9:54:13.627
4	9:50.869	+8:12.860	10:04:04.496
5	1:57.628	+19.619	10:06:02.124
6	1:40.026	+2.017	10:07:42.150
7	1:38.097	+0.088	10:09:20.247
8	1:38.339	+0.330	10:10:58.586
9	1:38.009		10:12:36.595
10	1:38.312	+0.303	10:14:14.907
11	1:38.587	+0.578	10:15:53.494
12	1:38.630	+0.621	10:17:32.124

<u>(14) Andy PAGE</u>			
1			9:51:03.506
2	1:55.830	+17.464	9:52:59.336
3	1:47.193	+8.827	9:54:46.529
4	9:24.091	+7:45.725	10:04:10.620
5	1:52.027	+13.661	10:06:02.647
6	1:40.067	+1.701	10:07:42.714
7	1:38.916	+0.550	10:09:21.630
8	1:38.366		10:10:59.996
9	1:38.530	+0.164	10:12:38.526
10	1:39.067	+0.701	10:14:17.593
11	1:40.853	+2.487	10:15:58.446

Lap	Lap Tm	Diff	Time of Day
12	1:43.209	+4.843	10:17:41.655
<u>(12) Chris SNOWDEN</u>			
1			9:50:55.229
2	2:06.718	+23.908	9:53:01.947
3	13:23.994	+11:41.184	10:06:25.941
4	1:48.278	+5.468	10:08:14.219
5	1:43.599	+0.789	10:09:57.818
6	2:00.544	+17.734	10:11:58.362
7	1:44.300	+1.490	10:13:42.662
8	1:42.822	+0.012	10:15:25.484
9	1:42.810		10:17:08.294

<u>(72) Shaun HAZELWOOD</u>			
1			9:50:51.167
2	2:02.566	+15.210	9:52:53.733
3	9:21.819	+7:34.463	10:04:13.329
4	2:04.582	+17.226	10:06:17.911
5	1:51.341	+3.985	10:08:09.252
6	1:50.963	+3.607	10:10:00.215
7	1:53.291	+5.935	10:11:53.506
8	1:48.840	+1.484	10:13:42.346
9	1:48.630	+1.274	10:15:30.976
10	1:47.356		10:17:18.332

<u>(22) Paul PLANT</u>			
1			9:50:52.523
2	2:08.626	+21.126	9:53:01.149
3	1:56.898	+9.398	10:06:00.146
4	1:52.346	+4.846	10:07:52.492
5	1:47.923	+0.423	10:09:40.415
6	1:47.589	+0.089	10:11:28.004
7	1:48.900	+1.400	10:13:16.904
8	1:47.500		10:15:04.404
9	2:00.962	+13.462	10:17:05.366

<u>(61) Mel HEALEY</u>			
1			9:50:42.694
2	2:02.191	+12.598	9:52:44.885
3	1:54.694	+5.101	9:54:39.579
4	9:29.764	+7:40.171	10:04:09.343
5	2:03.183	+13.590	10:06:12.526
6	1:52.876	+3.283	10:08:05.402
7	1:50.402	+0.809	10:09:55.804
8	2:04.078	+14.485	10:11:59.882
9	1:50.707	+1.114	10:13:50.589
10	1:50.295	+0.702	10:15:40.884
11	1:49.593		10:17:30.477

<u>(84) Paul BUCKLEY</u>			
1			9:50:36.023
2	1:56.176	+6.142	9:52:32.199
3	1:51.038	+1.004	9:54:23.237
4	9:44.648	+7:54.614	10:04:07.885
5	2:03.682	+13.648	10:06:11.567
6	1:53.288	+3.254	10:08:04.855
7	1:50.149	+0.115	10:09:55.004
8	2:03.505	+13.471	10:11:58.509
9	1:50.050	+0.016	10:13:48.559
10	1:50.034		10:15:38.593
11	1:50.088	+0.054	10:17:28.681

<u>(93) Barry McMAHON</u>			
1			9:50:26.819
2	2:02.551	+12.326	9:52:29.370
3	1:53.103	+2.878	9:54:22.473

Lap	Lap Tm	Diff	Time of Day
4	9:47.925	+7:57.700	10:04:10.398
5	2:14.271	+24.046	10:06:24.669
6	1:55.678	+5.453	10:08:20.347
7	1:50.225		10:10:10.572
8	1:55.548	+5.323	10:12:06.120
9	1:54.879	+4.654	10:14:00.999
10	1:53.063	+2.838	10:15:54.062
11	1:52.660	+2.435	10:17:46.722

<u>(5) Ray FOLEY</u>			
1			9:50:26.665
2	1:56.055	+5.643	9:52:22.720
3	1:55.008	+4.596	9:54:17.728
4	9:48.622	+7:58.210	10:04:06.350
5	2:14.453	+24.041	10:06:20.803
6	1:58.401	+7.989	10:08:19.204
7	1:50.807	+0.395	10:10:10.011
8	1:55.205	+4.793	10:12:05.216
9	1:50.412		10:13:55.628
10	1:51.916	+1.504	10:15:47.544
11	1:51.880	+1.468	10:17:39.424

<u>(74) Andy INMAN</u>			
1			9:50:41.677
2	2:11.387	+20.390	9:52:53.064
3	9:20.697	+7:29.700	10:04:14.562
4	2:12.683	+21.686	10:06:27.245
5	1:53.925	+2.928	10:08:21.170
6	1:51.915	+0.918	10:10:13.085
7	1:54.691	+3.694	10:12:07.776
8	1:50.997		10:13:58.773

<u>(43) Paul GRAINGER</u>			
1			9:50:48.145
2	2:08.331	+16.036	9:52:56.476
3	11:12.919	+9:20.624	10:04:09.395
4	2:36.197	+43.902	10:06:45.592
5	1:54.304	+2.009	10:08:39.896
6	1:53.688	+1.393	10:10:33.584
7	1:52.406	+0.111	10:12:25.990
8	1:52.295		10:14:18.285
9	1:52.955	+0.660	10:16:11.240

<u>(78) Len BROCK</u>			
1			9:50:45.512
2	2:10.396	+17.897	9:52:55.908
3	10:56.517	+9:04.018	10:06:10.828
4	1:56.778	+4.279	10:08:07.606
5	1:55.429	+2.930	10:10:03.035
6	1:58.096	+5.597	10:12:01.131
7	1:53.241	+0.742	10:13:54.372
8	1:52.499		10:15:46.871
9	1:55.769	+3.270	10:17:42.640

<u>(55) Steve FLETCHER</u>			
1			9:50:58.698
2	2:12.057	+19.501	9:53:10.755
3	10:54.647	+9:02.091	10:04:05.402
4	2:12.015	+19.459	10:06:17.417
5	1:56.991	+4.435	10:08:14.408
6	1:58.034	+5.478	10:10:12.442
7	1:56.870	+4.314	10:12:09.312
8	1:53.742	+1.186	10:14:03.054
9	1:53.319	+0.763	10:15:56.373
10	1:52.556		10:17:48.929

Clerk of the Course

Orbits 4

Sig. Time
Chief Timekeeper - Ian Sharp SMART
Weather Track

www.amb-it.com
www.mylaps.com
Licensed to: SMART

BRSCC Raceday

BRSCC Alfashop Alfa Romeo Championship

Cadwell Park 2.173 Miles

Practice 3

18/04/2009 10:00

Practice started at 9:49:57

Lap	Lap Tm	Diff	Time of Day
(8) Keith WILLIAMS			
1			9:50:53.474
2	2:10.660	+17.540	9:53:04.134
3	11:00.225	+9:07.105	10:04:04.359
4	2:10.008	+16.888	10:06:14.367
5	1:57.771	+4.651	10:08:12.138
6	1:55.079	+1.959	10:10:07.217
7	1:54.625	+1.505	10:12:01.842
8	1:53.120		10:13:54.962
9	2:00.678	+7.558	10:15:55.640
10	1:54.655	+1.535	10:17:50.295

(94) Graham HALL			
1			9:50:42.201
2	2:11.941	+16.403	9:52:54.142
3	9:19.484	+7:23.946	10:04:15.432
4	2:12.443	+16.905	10:06:27.875
5	1:55.993	+0.455	10:08:23.868
6	1:55.538		10:10:19.406
7	1:57.055	+1.517	10:12:16.461
8	1:57.008	+1.470	10:14:13.469
9	1:56.360	+0.822	10:16:09.829

(70) Andrew BRAMAH			
1			9:50:57.487
2	2:09.276	+13.420	9:53:06.763
3	11:00.712	+9:04.856	10:04:07.475
4	2:22.009	+26.153	10:06:29.484
5	1:57.847	+1.991	10:08:27.331
6	1:56.159	+0.303	10:10:23.490
7	1:55.856		10:12:19.346
8	1:55.870	+0.014	10:14:15.216
9	1:59.622	+3.766	10:16:14.838

(39) Sarah HEELS			
1			9:50:38.986
2	2:13.922	+17.626	9:52:52.908
3	10:21.743	+8:25.447	10:06:41.506
4	2:02.206	+5.910	10:08:43.712
5	1:56.937	+0.641	10:10:40.649
6	1:56.643	+0.347	10:12:37.292
7	1:58.953	+2.657	10:14:36.245
8	1:56.296		10:16:32.541

(6) John GRIFFITHS			
1			9:51:02.190
2	2:04.533		9:53:06.723

Lap	Lap Tm	Diff	Time of Day
-----	--------	------	-------------

Lap	Lap Tm	Diff	Time of Day
-----	--------	------	-------------

Clerk of the Course

Orbits 4

Sig. Time
Chief Timekeeper - Ian Sharp SMART

www.amb-it.com
www.mylaps.com
Licensed to: SMART

Weather Track

BRSCC Raceday


BRSCC Alfashop Alfa Romeo Championship

Cadwell Park 2.173 Miles

Race 3 - Round 2

18/04/2009 13:50

Race (20:00 Time)



POLE POSITION

1	1 21 Tim LEWIS 1:35.722	2 98 Adie HAWKINS 1:36.101
2	3 1 Neil SMITH 1:36.540	4 51 Roger EVANS 1:38.009
3	5 14 Andy PAGE 1:38.366	6 12 Chris SNOWDEN 1:42.810
4	7 72 Shaun HAZELWOOD 1:47.356	8 22 Paul PLANT 1:47.500
5	9 61 Mel HEALEY 1:49.593	10 84 Paul BUCKLEY 1:50.034
6	11 93 Barry McMAHON 1:50.225	12 5 Ray FOLEY 1:50.412
7	13 74 Andy INMAN 1:50.997	14 43 Paul GRAINGER 1:52.295
8	15 78 Len BROCK 1:52.499	16 55 Steve FLETCHER 1:52.556
9	17 8 Keith WILLIAMS 1:53.120	18 94 Graham HALL 1:55.538
10	19 70 Andrew BRAMAH 1:55.856	20 39 Sarah HEELS 1:56.296
11	21 6 John GRIFFITHS 2:04.533	

Clerk of the Course

Orbits 4

Sig. Time
Chief Timekeeper - Ian Sharp SMART
Weather Track

www.amb-it.com
www.mylaps.com
Licensed to: SMART

BRSCC Mighty Mini Championshi[

Cadwell Park 2.173 Miles

Practice 4

18/04/2009 10:30

Practice started at 10:22:13

Pos	No.	Name	Make/Model	CC	Class C	Laps	Best Tm	Diff 1 Lap	Best Spd	2nd Best	
1	42	Christopher MORGAN	Rover Mini Cooper	1300	MM	11	1:57.911		9	66.345	1:58.136
2	11	Ian SLARK	Rover Mini Cooper	1300	MM	11	1:57.981	0.070	7	66.306	1:58.348
3	48	James LYFORD	Rover Mini Cooper	1275	MM	11	1:58.693	0.782	11	65.908	1:58.978
4	24	Louise INCH	Rover Mini Cooper	1300	MM	11	1:58.953	1.042	10	65.764	1:59.053
5	55	Adrian TUCKLEY	Rover Mini Cooper	1275	MM	11	1:59.164	1.253	11	65.647	1:59.405
6	23	Mark BURNETT	Rover Mini Cooper	1300	MM	11	1:59.234	1.323	10	65.609	1:59.617
7	2	David BERNEY	Rover Mini Cooper	1275	MM	11	1:59.481	1.570	11	65.473	1:59.601
8	76	Jo POLLEY	Rover Mini Cooper	1300	MM	11	1:59.492	1.581	11	65.467	1:59.958
9	4	David HOLMES	Rover Mini Cooper	1300	MM	8	1:59.799	1.888	8	65.299	1:59.851
10	6	Peter BONAS	Rover Mini Cooper	1300	MM	11	2:00.261	2.350	10	65.049	2:00.512
11	10	Stuart COOMBS	Rover Mini Cooper	1275	MM	11	2:01.091	3.180	8	64.603	2:01.923
12	73	Steve MILES	Rover Mini Cooper	1275	MM	8	2:01.361	3.450	8	64.459	2:03.436
13	56	Simon TUCKLEY	Rover Mini Cooper	1300	MM	10	2:02.180	4.269	8	64.027	2:02.426
14	21	Rupert IVEY	Rover Mini Cooper	1300	MM	10	2:02.325	4.414	8	63.951	2:03.046
15	19	David RUMBELLOW	Rover Mini Cooper	1300	MM	10	2:02.375	4.464	7	63.925	2:02.468
16	22	Verity PHILLIPS	Rover Mini Cooper	1300	MM	10	2:02.986	5.075	8	63.607	2:03.284
17	32	Holly REID	Rover Mini Cooper	1300	MM	11	2:03.410	5.499	11	63.389	2:03.506
18	28	Stephen ROSE	Rover Mini Cooper	1300	MM	10	2:06.595	8.684	10	61.794	2:07.397
19	78	Charlie BRISKER	Rover Mini Cooper	1300	MM	10	2:10.214	12.303	10	60.076	2:11.780
20	16	Sheila HASSALL	Rover Mini Cooper	1300	MM	8	2:36.599	38.688	7	49.954	2:36.876

Clerk of the Course

Orbits 4

Sig. Time

www.amb-it.com

Chief Timekeeper - Ian Sharp SMART

www.mylaps.com

Weather Track

Licensed to: SMART

BRSCC Raceday

BRSCC Mighty Mini Championshi[

Cadwell Park 2.173 Miles

Practice 4

18/04/2009 10:30

Practice started at 10:22:13

Lap	Lap Tm	Diff	Time of Day
(42) Christopher MORGAN			
1			10:22:34.762
2	2:00.336	+2.425	10:24:35.098
3	1:59.076	+1.165	10:26:34.174
4	2:03.888	+5.977	10:28:38.062
5	1:59.325	+1.414	10:30:37.387
6	1:58.625	+0.714	10:32:36.012
7	2:00.935	+3.024	10:34:36.947
8	1:59.519	+1.608	10:36:36.466
9	1:57.911		10:38:34.377
10	1:58.136	+0.225	10:40:32.513
11	1:58.933	+1.022	10:42:31.446

(11) Ian SLARK			
1			10:22:52.291
2	2:04.815	+6.834	10:24:57.106
3	2:00.275	+2.294	10:26:57.381
4	1:59.820	+1.839	10:28:57.201
5	1:59.363	+1.382	10:30:56.564
6	1:58.348	+0.367	10:32:54.912
7	1:57.981		10:34:52.893
8	2:11.394	+13.413	10:37:04.287
9	2:10.151	+12.170	10:39:14.438
10	2:00.616	+2.635	10:41:15.054
11	1:58.484	+0.503	10:43:13.538

(48) James LYFORD			
1			10:22:57.796
2	2:04.179	+5.486	10:25:01.975
3	2:01.044	+2.351	10:27:03.019
4	2:00.359	+1.666	10:29:03.378
5	2:00.817	+2.124	10:31:04.195
6	1:59.703	+1.010	10:33:03.898
7	1:59.911	+1.218	10:35:03.809
8	2:00.020	+1.327	10:37:03.829
9	1:59.194	+0.501	10:39:03.023
10	1:58.978	+0.285	10:41:02.001
11	1:58.693		10:43:00.694

(24) Louise INCH			
1			10:22:36.613
2	2:00.652	+1.699	10:24:37.265
3	1:59.104	+0.151	10:26:36.369
4	1:59.901	+0.948	10:28:36.270
5	2:00.211	+1.258	10:30:36.481
6	1:59.769	+0.816	10:32:36.250
7	2:00.018	+1.065	10:34:36.268
8	1:59.731	+0.778	10:36:35.999
9	1:59.925	+0.972	10:38:35.924
10	1:58.953		10:40:34.877
11	1:59.053	+0.100	10:42:33.930

(55) Adrian TUCKLEY			
1			10:22:50.239
2	2:05.475	+6.311	10:24:55.714
3	2:02.950	+3.786	10:26:58.664
4	1:59.827	+0.663	10:28:58.491
5	1:59.533	+0.369	10:30:58.024
6	1:59.473	+0.309	10:32:57.497
7	1:59.504	+0.340	10:34:57.001
8	2:00.568	+1.404	10:36:57.569
9	1:59.924	+0.760	10:38:57.493
10	1:59.405	+0.241	10:40:56.898
11	1:59.164		10:42:56.062

(23) Mark BURNETT			
1			10:22:57.669
2	2:09.068	+9.834	10:25:06.737
3	2:04.239	+5.005	10:27:10.976
4	2:04.447	+5.213	10:29:15.423
5	2:01.960	+2.726	10:31:17.383
6	2:00.177	+0.943	10:33:17.560
7	2:00.016	+0.782	10:35:17.576
8	1:59.617	+0.383	10:37:17.193
9	1:59.678	+0.444	10:39:16.871
10	1:59.234		10:41:16.105
11	2:00.972	+1.738	10:43:17.077

(2) David BERNEY			
1			10:22:43.992
2	2:03.714	+4.233	10:24:47.706
3	2:01.319	+1.838	10:26:49.025
4	2:01.448	+1.967	10:28:50.473
5	2:00.489	+1.008	10:30:50.962
6	1:59.965	+0.484	10:32:50.927
7	1:59.601	+0.120	10:34:50.528
8	2:00.176	+0.695	10:36:50.704
9	2:01.103	+1.622	10:38:51.807
10	2:00.344	+0.863	10:40:52.151
11	1:59.481		10:42:51.632

(76) Jo POLLEY			
1			10:22:39.840
2	2:03.960	+4.468	10:24:43.800
3	2:01.730	+2.238	10:26:45.530
4	2:02.546	+3.054	10:28:48.076
5	2:01.230	+1.738	10:30:49.306
6	2:00.958	+1.466	10:32:50.264
7	2:00.980	+1.488	10:34:51.244
8	2:01.257	+1.765	10:36:52.501
9	2:01.646	+2.154	10:38:54.147
10	1:59.958	+0.466	10:40:54.105
11	1:59.492		10:42:53.597

(4) David HOLMES			
1			10:22:59.054
2	2:07.969	+8.170	10:25:07.023
3	2:13.057	+13.258	10:27:20.080
4	2:00.263	+0.464	10:29:20.343
5	2:01.722	+1.923	10:31:22.065
6	1:59.851	+0.052	10:33:21.916
7	1:59.888	+0.089	10:35:21.804
8	1:59.799		10:37:21.603

(6) Peter BONAS			
1			10:22:53.043
2	2:06.525	+6.264	10:24:59.568
3	2:03.056	+2.795	10:27:02.624
4	2:01.836	+1.575	10:29:04.460
5	2:00.948	+0.687	10:31:05.408
6	2:00.652	+0.391	10:33:06.060
7	2:00.830	+0.569	10:35:06.890
8	2:01.003	+0.742	10:37:07.893
9	2:00.613	+0.352	10:39:08.506
10	2:00.261		10:41:08.767
11	2:00.512	+0.251	10:43:09.279

(10) Stuart COOMBS			
1			10:23:15.320
2	2:09.981	+8.890	10:25:25.301
3	2:04.522	+3.431	10:27:29.823

4	2:06.361	+5.270	10:29:36.184
5	2:06.047	+4.956	10:31:42.231
6	2:01.923	+0.832	10:33:44.154
7	2:02.372	+1.281	10:35:46.526
8	2:01.091		10:37:47.617
9	2:04.786	+3.695	10:39:52.403
10	2:02.181	+1.090	10:41:54.584
11	2:02.596	+1.505	10:43:57.180

(73) Steve MILES			
1			10:23:00.377
2	2:07.521	+6.160	10:25:07.898
3	2:08.092	+6.731	10:27:15.990
4	2:15.053	+13.692	10:29:31.043
5	2:03.806	+2.445	10:31:34.849
6	2:03.436	+2.075	10:33:38.285
7	2:07.229	+5.868	10:35:45.514
8	2:01.361		10:37:46.875

(56) Simon TUCKLEY			
1			10:22:55.605
2	2:09.223	+7.043	10:25:04.828
3	2:02.976	+0.796	10:27:07.804
4	2:32.390	+30.210	10:29:40.194
5	2:07.247	+5.067	10:31:47.441
6	2:04.471	+2.291	10:33:51.912
7	2:02.426	+0.246	10:35:54.338
8	2:02.180		10:37:56.518
9	2:02.712	+0.532	10:39:59.230
10	2:02.990	+0.810	10:42:02.220

(21) Rupert IVEY			
1			10:23:01.816
2	2:13.333	+11.008	10:25:15.149
3	2:13.034	+10.709	10:27:28.183
4	2:09.607	+7.282	10:29:37.790
5	2:09.213	+6.888	10:31:47.003
6	2:07.325	+5.000	10:33:54.328
7	2:03.046	+0.721	10:35:57.374
8	2:02.325		10:37:59.699
9	2:04.745	+2.420	10:40:04.444
10	2:03.455	+1.130	10:42:07.899

(19) David RUMBELLOW			
1			10:23:16.221
2	2:12.762	+10.387	10:25:28.983
3	2:05.794	+3.419	10:27:34.777
4	2:04.097	+1.722	10:29:38.874
5	2:05.348	+2.973	10:31:44.222
6	2:02.551	+0.176	10:33:46.773
7	2:02.375		10:35:49.148
8	2:03.812	+1.437	10:37:52.960
9	2:03.672	+1.297	10:39:56.632
10	2:02.468	+0.093	10:41:59.100

(22) Verity PHILLIPS			
1			10:23:14.466
2	2:14.104	+11.118	10:25:28.570
3	2:09.271	+6.285	10:27:37.841
4	2:05.194	+2.208	10:29:43.035
5	2:04.919	+1.933	10:31:47.954
6	2:04.549	+1.563	10:33:52.503
7	2:03.284	+0.298	10:35:55.787
8	2:02.986		10:37:58.773
9	2:03.832	+0.846	10:40:02.605
10	2:04.623	+1.637	10:42:07.228

Clerk of the Course

Orbits 4

Sig. Time
Chief Timekeeper - Ian Sharp SMART

www.amb-it.com
www.mylaps.com
Licensed to: SMART

Weather Track

BRSCC Raceday

BRSCC Mighty Mini Championshi[

Cadwell Park 2.173 Miles

Practice 4

18/04/2009 10:30

Practice started at 10:22:13

Lap	Lap Tm	Diff	Time of Day
(32) Holly REID			
1			10:22:52.183
2	2:14.294	+10.884	10:25:06.477
3	2:07.094	+3.684	10:27:13.571
4	2:06.078	+2.668	10:29:19.649
5	2:06.312	+2.902	10:31:25.961
6	2:05.494	+2.084	10:33:31.455
7	2:04.543	+1.133	10:35:35.998
8	2:04.437	+1.027	10:37:40.435
9	2:03.506	+0.096	10:39:43.941
10	2:04.076	+0.666	10:41:48.017
11	2:03.410		10:43:51.427

(28) Stephen ROSE			
1			10:22:50.172
2	2:14.399	+7.804	10:25:04.571
3	2:13.080	+6.485	10:27:17.651
4	2:07.915	+1.320	10:29:25.566
5	2:08.220	+1.625	10:31:33.786
6	2:07.397	+0.802	10:33:41.183
7	2:07.405	+0.810	10:35:48.588
8	2:07.862	+1.267	10:37:56.450
9	2:07.807	+1.212	10:40:04.257
10	2:06.595		10:42:10.852

(78) Charlie BRISKER			
1			10:23:07.650
2	2:20.668	+10.454	10:25:28.318
3	2:18.058	+7.844	10:27:46.376
4	2:15.175	+4.961	10:30:01.551
5	2:12.432	+2.218	10:32:13.983
6	2:15.453	+5.239	10:34:29.436
7	2:13.073	+2.859	10:36:42.509
8	2:12.326	+2.112	10:38:54.835
9	2:11.780	+1.566	10:41:06.615
10	2:10.214		10:43:16.829

(16) Sheila HASSALL			
1			10:23:17.172
2	2:52.968	+16.369	10:26:10.140
3	2:49.960	+13.361	10:29:00.100
4	2:49.768	+13.169	10:31:49.868
5	2:39.087	+2.488	10:34:28.955
6	2:38.545	+1.946	10:37:07.500
7	2:36.599		10:39:44.099
8	2:36.876	+0.277	10:42:20.975

Lap	Lap Tm	Diff	Time of Day
-----	--------	------	-------------

Lap	Lap Tm	Diff	Time of Day
-----	--------	------	-------------

Clerk of the Course

Orbits 4

Sig. Time
Chief Timekeeper - Ian Sharp SMART

www.amb-it.com
www.mylaps.com
Licensed to: SMART

Weather Track

BRSCC Raceday


BRSCC Mighty Mini Championshi[

Cadwell Park 2.173 Miles

Race 4 - Round 1

18/04/2009 14:20

Race (20:00 Time)



POLE POSITION

1	1 42 Christopher MORGAN 1:57.911	2 11 Ian SLARK 1:57.981
2	3 48 James LYFORD 1:58.693	4 24 Louise INCH 1:58.953
3	5 55 Adrian TUCKLEY 1:59.164	6 23 Mark BURNETT 1:59.234
4	7 2 David BERNEY 1:59.481	8 76 Jo POLLEY 1:59.492
5	9 4 David HOLMES 1:59.799	10 6 Peter BONAS 2:00.261
6	11 10 Stuart COOMBS 2:01.091	12 73 Steve MILES 2:01.361
7	13 56 Simon TUCKLEY 2:02.180	14 21 Rupert IVEY 2:02.325
8	15 19 David RUMBELLOW 2:02.375	16 22 Verity PHILLIPS 2:02.986
9	17 32 Holly REID 2:03.410	18 28 Stephen ROSE 2:06.595
10	19 78 Charlie BRISKER 2:10.214	20 16 Sheila HASSALL 2:36.599

Clerk of the Course

Orbits 4

Sig. Time
Chief Timekeeper - Ian Sharp SMART
Weather Track

www.amb-it.com
www.mylaps.com
Licensed to: SMART

Motorlawyers Fiat Racing Challenge

Cadwell Park 2.173 Miles

Practice 5

18/04/2009 11:00

Practice started at 10:48:34

Pos	No.	Name	Make/Model	CC	Class C	Laps	Best Tm	Diff 1 Lap	Best Spd	2nd Best
1	11	Steve TWIST	Fiat Uno	1300	FR	11	1:50.046		71.087	1:50.265
2	12	James LEVY	Fiat Punto	1800	FR	8	1:50.581	0.535	70.743	1:50.878
3	46	Kristofer GREATREX	Fiat Punto	1800	FR	11	1:52.116	2.070	69.774	1:52.304
4	2	Jason GREATREX	Fiat Punto	1300	FR	9	1:52.237	2.191	69.699	1:53.591
5	86	Mark SMITH	Fiat Uno	1300	FR	11	1:52.648	2.602	69.445	1:53.038
6	1	Simon McFIE	Fiat Punto	1300	FR	10	1:52.741	2.695	69.387	1:53.789
7	53	Mark SNELLING	Fiat Uno	1800	FR	11	1:53.292	3.246	69.050	1:53.569
8	49	Vic CRAVEN	Fiat Uno	1300	FR	11	1:53.533	3.487	68.903	1:54.136
9	47	Steve TOWNSEND	Fiat Punto	1800	FR	11	1:55.858	5.812	67.521	1:57.422
10	75	Neil SELLERS	Fiat Punto	1800	FR	11	1:57.249	7.203	66.720	1:57.449
11	76	Simon EDWARDS	Fiat Uno	1300	FR	5	1:59.544	9.498	65.439	2:00.709
12	4	Chris McFIE	Fiat Uno	1300	FR	7	2:02.380	12.334	63.922	2:21.035
13	58	Alan JONES	Fiat Uno	1300	FR	8	2:04.036	13.990	63.069	2:05.043
14	79	Roger ESP	Fiat Uno	1300	FR	3	2:19.330	29.284	56.146	2:27.344

BRSCC Raceday

Motorlawyers Fiat Racing Challenge

Cadwell Park 2.173 Miles

Practice 5

18/04/2009 11:00

Practice started at 10:48:34

Lap	Lap Tm	Diff	Time of Day
(11) Steve TWIST			
1			10:49:08.764
2	2:15.828	+25.782	10:51:24.592
3	2:01.183	+11.137	10:53:25.775
4	1:59.463	+9.417	10:55:25.238
5	2:06.132	+16.086	10:57:31.370
6	1:52.741	+2.695	10:59:24.111
7	1:52.912	+2.866	11:01:17.023
8	1:50.265	+0.219	11:03:07.288
9	1:50.046		11:04:57.334
10	1:50.556	+0.510	11:06:47.890
11	2:22.566	+32.520	11:09:10.456

Lap	Lap Tm	Diff	Time of Day
(12) James LEVY			
1			10:49:25.244
2	2:00.684	+10.103	10:51:25.928
3	2:13.031	+22.450	10:53:38.959
4	1:50.581		10:55:29.540
5	2:05.071	+14.490	10:57:34.611
6	8:43.705	+6:53.124	11:06:18.316
7	1:50.878	+0.297	11:08:09.194
8	1:50.897	+0.316	11:10:00.091

Lap	Lap Tm	Diff	Time of Day
(46) Kristofer GREATREX			
1			10:49:00.327
2	2:11.959	+19.843	10:51:12.286
3	2:09.086	+16.970	10:53:21.372
4	1:57.125	+5.009	10:55:18.497
5	1:53.857	+1.741	10:57:12.354
6	1:53.491	+1.375	10:59:05.845
7	2:12.949	+20.833	11:01:18.794
8	1:52.304	+0.188	11:03:11.098
9	1:52.116		11:05:03.214
10	1:57.191	+5.075	11:07:00.405
11	1:55.329	+3.213	11:08:55.734

Lap	Lap Tm	Diff	Time of Day
(2) Jason GREATREX			
1			10:49:06.162
2	2:14.120	+21.883	10:51:20.282
3	2:03.665	+11.428	10:53:23.947
4	1:59.938	+7.701	10:55:23.885
5	1:59.066	+6.829	10:57:22.951
6	5:34.820	+3:42.583	11:02:57.771
7	1:54.663	+2.426	11:04:52.434
8	1:53.591	+1.354	11:06:46.025
9	1:52.237		11:08:38.262

Lap	Lap Tm	Diff	Time of Day
(86) Mark SMITH			
1			10:49:07.389
2	2:13.369	+20.721	10:51:20.758
3	2:00.186	+7.538	10:53:20.944
4	1:55.572	+2.924	10:55:16.516
5	1:54.726	+2.078	10:57:11.242
6	1:53.401	+0.753	10:59:04.643
7	2:01.529	+8.881	11:01:06.172
8	1:53.038	+0.390	11:02:59.210
9	1:56.847	+4.199	11:04:56.057
10	1:52.648		11:06:48.705
11	1:53.734	+1.086	11:08:42.439

Lap	Lap Tm	Diff	Time of Day
(1) Simon McFIE			
1			10:49:39.361
2	2:10.554	+17.813	10:51:49.915
3	1:56.524	+3.783	10:53:46.439
4	1:54.957	+2.216	10:55:41.396

Lap	Lap Tm	Diff	Time of Day
5	1:58.917	+6.176	10:57:40.313
6	1:55.045	+2.304	10:59:35.358
7	1:52.741		11:01:28.099
8	1:53.789	+1.048	11:03:21.888
9	2:06.460	+13.719	11:05:28.348
10	1:55.320	+2.579	11:07:23.668

Lap	Lap Tm	Diff	Time of Day
(53) Mark SNELLING			
1			10:49:19.048
2	2:18.982	+25.690	10:51:38.030
3	2:05.551	+12.259	10:53:43.581
4	1:59.622	+6.330	10:55:43.203
5	1:53.988	+0.696	10:57:37.191
6	1:53.569	+0.277	10:59:30.760
7	2:20.514	+27.222	11:01:51.274
8	2:05.556	+12.264	11:03:56.830
9	1:55.868	+2.576	11:05:52.698
10	1:53.292		11:07:45.990
11	2:17.855	+24.563	11:10:03.845

Lap	Lap Tm	Diff	Time of Day
(49) Vic CRAVEN			
1			10:49:17.912
2	2:13.950	+20.417	10:51:31.862
3	2:08.825	+15.292	10:53:40.687
4	1:58.031	+4.498	10:55:38.718
5	1:57.742	+4.209	10:57:36.460
6	1:56.306	+2.773	10:59:32.766
7	1:54.514	+0.981	11:01:27.280
8	1:56.889	+3.356	11:03:24.169
9	1:53.533		11:05:17.702
10	1:54.438	+0.905	11:07:12.140
11	1:54.136	+0.603	11:09:06.276

Lap	Lap Tm	Diff	Time of Day
(47) Steve TOWNSEND			
1			10:49:16.607
2	2:08.443	+12.585	10:51:25.050
3	2:02.346	+6.488	10:53:27.396
4	1:58.957	+3.099	10:55:26.353
5	1:57.540	+1.682	10:57:23.893
6	1:59.293	+3.435	10:59:23.186
7	1:57.422	+1.564	11:01:20.608
8	1:58.095	+2.237	11:03:18.703
9	1:58.160	+2.302	11:05:16.863
10	1:58.545	+2.687	11:07:15.408
11	1:55.858		11:09:11.266

Lap	Lap Tm	Diff	Time of Day
(75) Neil SELLERS			
1			10:49:24.407
2	2:26.406	+29.157	10:51:50.813
3	2:05.113	+7.864	10:53:55.926
4	1:59.435	+2.186	10:55:55.361
5	1:57.249		10:57:52.610
6	2:01.276	+4.027	10:59:53.886
7	2:00.320	+3.071	11:01:54.206
8	2:01.545	+4.296	11:03:55.751
9	1:59.886	+2.637	11:05:55.637
10	1:59.551	+2.302	11:07:55.188
11	1:57.449	+0.200	11:09:52.637

Lap	Lap Tm	Diff	Time of Day
(76) Simon EDWARDS			
1			11:00:04.462
2	2:17.707	+18.163	11:02:22.169
3	2:01.820	+2.276	11:04:23.989
4	2:00.709	+1.165	11:06:24.698
5	1:59.544		11:08:24.242

Lap	Lap Tm	Diff	Time of Day
(4) Chris McFIE			
1			10:49:44.368
2	2:38.173	+35.793	10:52:22.541
3	2:21.035	+18.655	10:54:43.576
4	7:06.103	+5:03.723	11:01:49.679
5	2:02.380		11:03:52.059
6	2:23.694	+21.314	11:06:15.753
7	2:28.570	+26.190	11:08:44.323

Lap	Lap Tm	Diff	Time of Day
(58) Alan JONES			
1			10:53:04.578
2	2:31.397	+27.361	10:55:35.975
3	2:14.297	+10.261	10:57:50.272
4	2:12.481	+8.445	11:00:02.753
5	2:07.212	+3.176	11:02:09.965
6	2:06.941	+2.905	11:04:16.906
7	2:04.036		11:06:20.942
8	2:05.043	+1.007	11:08:25.985

Lap	Lap Tm	Diff	Time of Day
(79) Roger ESP			
1			11:04:17.788
2	2:27.344	+8.014	11:06:45.132
3	2:19.330		11:09:04.462

Clerk of the Course

Orbits 4

Sig. Time
 Chief Timekeeper - Ian Sharp SMART
 Weather Track

www.amb-it.com
 www.mylaps.com
 Licensed to: SMART

BRSCC Raceday

Motorlawyers Fiat Racing Challenge

Cadwell Park 2.173 Miles

Race 5 - Round 1

18/04/2009 14:55

Race (20:00 Time)

POLE POSITION

1

1

11 Steve TWIST
1:50.046

2

12 James LEVY
1:50.581

2

3

46 Kristofer GREATREX
1:52.116

4

2 Jason GREATREX
1:52.237

3

5

86 Mark SMITH
1:52.648

6

1 Simon McFIE
1:52.741

4

7

53 Mark SNELLING
1:53.292

8

49 Vic CRAVEN
1:53.533

5

9

47 Steve TOWNSEND
1:55.858

10

75 Neil SELLERS
1:57.249

6

11

76 Simon EDWARDS
1:59.544

12

4 Chris McFIE
2:02.380

7

13

58 Alan JONES
2:04.036

14

79 Roger ESP
2:19.330

BRSCC Super Mighty Mini Championship

Cadwell Park 2.173 Miles

Practice 6

18/04/2009 11:30

Practice (20:00 Time) started at 11:14:36

Pos	No.	Name	Make/Model	CC	Class C	Laps	Best Tm	Diff 1 Lap	Best Spd	2nd Best	
1	8	Scott KENDALL	Rover Mini Cooper	1300	SMM	10	1:50.769		5	70.623	1:51.005
2	10	David KIRKPATRICK	Rover Mini Cooper	1300	SMM	10	1:50.913	0.144	7	70.531	1:50.928
3	44	Ben SEYFRIED	Rover Mini Cooper	1300	SMM	10	1:51.001	0.232	9	70.475	1:51.526
4	51	Elliot STAFFORD	Rover Mini Cooper	1300	SMM	11	1:51.388	0.619	9	70.230	1:51.440
5	68	David HALE	Rover Mini Cooper	1300	SMM	10	1:51.595	0.826	10	70.100	1:51.989
6	11	Neven KIRKPATRICK	Rover Mini Cooper	1300	SMM	10	1:51.627	0.858	9	70.080	1:51.794
7	1	Patrick FORD	Rover Mini Cooper	1300	SMM	10	1:51.933	1.164	9	69.888	1:52.062
8	77	Peter CREWES	Rover Mini Cooper	1300	SMM	10	1:52.344	1.575	4	69.633	1:52.705
9	9	Bob BENNETTS	Rover Mini Cooper	1300	SMM	4	1:52.429	1.660	4	69.580	1:54.118
10	12	James YOUNG	Rover Mini Cooper	1275	SMM	10	1:52.578	1.809	9	69.488	1:53.104
11	7	Dave REES	Rover Mini Cooper	1275	SMM	10	1:52.623	1.854	10	69.460	1:53.134
12	15	Neil SLARK	Rover Mini Cooper	1300	SMM	8	1:52.810	2.041	6	69.345	1:53.362
13	71	Tim HARBER	Rover Mini Cooper	1275	SMM	10	1:52.961	2.192	9	69.252	1:53.076
14	41	Alex COMIS	Rover Mini Cooper	1300	SMM	10	1:53.152	2.383	5	69.135	1:53.288
15	49	Roger PHILLIPS	Rover Mini Cooper	1300	SMM	10	1:53.309	2.540	9	69.040	1:53.374
16	31	Steve DAWSON	Rover Mini Cooper	1300	SMM	10	1:53.385	2.616	10	68.993	1:53.462
17	6	Mark JONES	Rover Mini Cooper	1300	SMM	10	1:53.686	2.917	7	68.811	1:54.232
18	33	Neil FEARNLEY	Rover Mini Cooper	1300	SMM	10	1:56.020	5.251	5	67.426	1:56.830
19	66	Caroline GILBERT	Rover Mini Cooper	1275	SMM	10	1:56.879	6.110	10	66.931	1:57.585
20	57	Ben BENSKIN	Rover Mini Cooper	1275	SMM	9	2:06.557	15.788	9	61.812	2:08.338

BRSCC Raceday

BRSCC Super Mighty Mini Championship

Cadwell Park 2.173 Miles

Practice 6

18/04/2009 11:30

Practice (20:00 Time) started at 11:14:36

Lap	Lap Tm	Diff	Time of Day
(8) Scott KENDALL			
1			11:15:05.324
2	1:56.330	+5.561	11:17:01.654
3	1:51.414	+0.645	11:18:53.068
4	1:51.410	+0.641	11:20:44.478
5	1:50.769		11:22:35.247
6	1:52.208	+1.439	11:24:27.455
7	1:51.005	+0.236	11:26:18.460
8	1:51.379	+0.610	11:28:09.839
9	1:51.032	+0.263	11:30:00.871
10	1:51.417	+0.648	11:31:52.288

(10) David KIRKPATRICK			
1			11:15:09.766
2	1:57.787	+6.874	11:17:07.553
3	1:51.725	+0.812	11:18:59.278
4	1:51.925	+1.012	11:20:51.203
5	1:51.304	+0.391	11:22:42.507
6	1:52.733	+1.820	11:24:35.240
7	1:50.913		11:26:26.153
8	1:51.842	+0.929	11:28:17.995
9	1:50.928	+0.015	11:30:08.923
10	1:52.049	+1.136	11:32:00.972

(44) Ben SEYFRIED			
1			11:15:31.604
2	2:04.573	+13.572	11:17:36.177
3	1:53.704	+2.703	11:19:29.881
4	1:52.262	+1.261	11:21:22.143
5	1:51.526	+0.525	11:23:13.669
6	1:57.599	+6.598	11:25:11.268
7	1:53.340	+2.339	11:27:04.608
8	1:54.615	+3.614	11:28:59.223
9	1:51.001		11:30:50.224
10	1:51.952	+0.951	11:32:42.176

(51) Elliot STAFFORD			
1			11:14:58.485
2	1:55.133	+3.745	11:16:53.618
3	1:53.440	+2.052	11:18:47.058
4	1:52.390	+1.002	11:20:39.448
5	1:52.308	+0.920	11:22:31.756
6	1:56.551	+5.163	11:24:28.307
7	1:51.477	+0.089	11:26:19.784
8	1:51.440	+0.052	11:28:11.224
9	1:51.388		11:30:02.612
10	1:51.544	+0.156	11:31:54.156
11	1:54.275	+2.887	11:33:48.431

(68) David HALE			
1			11:15:01.045
2	1:56.805	+5.210	11:16:57.850
3	1:53.067	+1.472	11:18:50.917
4	1:53.171	+1.576	11:20:44.088
5	1:53.282	+1.687	11:22:37.370
6	1:54.963	+3.368	11:24:32.333
7	1:53.100	+1.505	11:26:25.433
8	1:52.997	+1.402	11:28:18.430
9	1:51.989	+0.394	11:30:10.419
10	1:51.595		11:32:02.014

(11) Neven KIRKPATRICK			
1			11:15:12.160
2	1:59.743	+8.116	11:17:11.903
3	2:15.625	+23.998	11:19:27.528

4	1:52.700	+1.073	11:21:20.228
5	1:51.794	+0.167	11:23:12.022
6	1:53.860	+2.233	11:25:05.882
7	1:52.312	+0.685	11:26:58.194
8	1:53.578	+1.951	11:28:51.772
9	1:51.627		11:30:43.399
10	1:52.572	+0.945	11:32:35.971

(1) Patrick FORD			
1			11:15:26.595
2	1:58.240	+6.307	11:17:24.835
3	1:55.002	+3.069	11:19:19.837
4	1:53.506	+1.573	11:21:13.343
5	1:53.105	+1.172	11:23:06.448
6	1:52.062	+0.129	11:24:58.510
7	1:52.733	+0.800	11:26:51.243
8	1:52.280	+0.347	11:28:43.523
9	1:51.933		11:30:35.456
10	1:52.257	+0.324	11:32:27.713

(77) Peter CREWES			
1			11:15:33.151
2	2:04.020	+11.676	11:17:37.171
3	1:54.009	+1.665	11:19:31.180
4	1:52.344		11:21:23.524
5	1:52.705	+0.361	11:23:16.229
6	1:53.495	+1.151	11:25:09.724
7	2:00.629	+8.285	11:27:10.353
8	2:00.055	+7.711	11:29:10.408
9	1:53.258	+0.914	11:31:03.666
10	1:52.746	+0.402	11:32:56.412

(9) Bob BENNETTS			
1			11:15:32.377
2	2:03.986	+11.557	11:17:36.363
3	1:54.118	+1.689	11:19:30.481
4	1:52.429		11:21:22.910

(12) James YOUNG			
1			11:15:17.782
2	2:04.581	+12.003	11:17:22.363
3	1:57.259	+4.681	11:19:19.622
4	1:59.234	+6.656	11:21:18.856
5	1:54.571	+1.993	11:23:13.427
6	1:53.104	+0.526	11:25:06.531
7	1:56.872	+4.294	11:27:03.403
8	1:53.265	+0.687	11:28:56.668
9	1:52.578		11:30:49.246
10	1:54.014	+1.436	11:32:43.260

(7) Dave REES			
1			11:15:24.477
2	2:01.263	+8.640	11:17:25.740
3	1:56.374	+3.751	11:19:22.114
4	1:54.011	+1.388	11:21:16.125
5	1:53.296	+0.673	11:23:09.421
6	1:53.510	+0.887	11:25:02.931
7	1:53.549	+0.926	11:26:56.480
8	1:57.529	+4.906	11:28:54.009
9	1:53.134	+0.511	11:30:47.143
10	1:52.623		11:32:39.766

(15) Neil SLARK			
1			11:15:26.453
2	2:09.579	+16.769	11:17:36.032
3	1:58.365	+5.555	11:19:34.397

4	1:54.373	+1.563	11:21:28.770
5	1:53.362	+0.552	11:23:22.132
6	1:52.810		11:25:14.942
7	1:53.955	+1.145	11:27:08.897
8	1:56.338	+3.528	11:29:05.235

(71) Tim HARBER			
1			11:15:18.399
2	2:04.491	+11.530	11:17:22.890
3	1:57.572	+4.611	11:19:20.462
4	1:53.076	+0.115	11:21:13.538
5	1:53.323	+0.362	11:23:06.861
6	1:53.692	+0.731	11:25:00.553
7	1:55.396	+2.435	11:26:55.949
8	1:58.581	+5.620	11:28:54.530
9	1:52.961		11:30:47.491
10	1:53.521	+0.560	11:32:41.012

(41) Alex COMIS			
1			11:15:23.854
2	2:00.561	+7.409	11:17:24.415
3	1:57.075	+3.923	11:19:21.490
4	1:55.199	+2.047	11:21:16.689
5	1:53.152		11:23:09.841
6	1:54.230	+1.078	11:25:04.071
7	1:53.288	+0.136	11:26:57.359
8	1:54.998	+1.846	11:28:52.357
9	1:53.786	+0.634	11:30:46.143
10	1:55.654	+2.502	11:32:41.797

(49) Roger PHILLIPS			
1			11:15:19.345
2	2:00.096	+6.787	11:17:19.441
3	1:56.080	+2.771	11:19:15.521
4	1:54.910	+1.601	11:21:10.431
5	1:55.310	+2.001	11:23:05.741
6	1:53.835	+0.526	11:24:59.576
7	1:53.506	+0.197	11:26:53.082
8	1:53.374	+0.065	11:28:46.456
9	1:53.309		11:30:39.765
10	1:53.682	+0.373	11:32:33.447

(31) Steve DAWSON			
1			11:15:15.215
2	2:03.671	+10.286	11:17:18.886
3	1:58.558	+5.173	11:19:17.444
4	1:53.794	+0.409	11:21:11.238
5	1:55.516	+2.131	11:23:06.754
6	1:53.462	+0.077	11:25:00.216
7	1:55.173	+1.788	11:26:55.389
8	1:56.175	+2.790	11:28:51.564
9	1:53.664	+0.279	11:30:45.228
10	1:53.385		11:32:38.613

(6) Mark JONES			
1			11:15:06.245
2	2:01.412	+7.726	11:17:07.657
3	1:56.255	+2.569	11:19:03.912
4	1:55.574	+1.888	11:20:59.486
5	1:54.744	+1.058	11:22:54.230
6	1:54.232	+0.546	11:24:48.462
7	1:53.686		11:26:42.148
8	1:54.361	+0.675	11:28:36.509
9	1:55.853	+2.167	11:30:32.362
10	1:54.382	+0.696	11:32:26.744

Clerk of the Course

Orbits 4

Sig. Time
 Chief Timekeeper - Ian Sharp SMART
 Weather Track

www.amb-it.com
 www.mylaps.com
 Licensed to: SMART

BRSCC Raceday

BRSCC Super Mighty Mini Championship

Cadwell Park 2.173 Miles

Practice 6

18/04/2009 11:30

Practice (20:00 Time) started at 11:14:36

Lap	Lap Tm	Diff	Time of Day
(33) Neil FEARNLEY			
1			11:15:14.064
2	2:03.525	+7.505	11:17:17.589
3	1:58.802	+2.782	11:19:16.391
4	1:56.841	+0.821	11:21:13.232
5	1:56.020		11:23:09.252
6	1:58.376	+2.356	11:25:07.628
7	1:57.861	+1.841	11:27:05.489
8	1:59.609	+3.589	11:29:05.098
9	1:58.368	+2.348	11:31:03.466
10	1:56.830	+0.810	11:33:00.296

(66) Caroline GILBERT			
1			11:15:05.057
2	2:04.501	+7.622	11:17:09.558
3	1:59.188	+2.309	11:19:08.746
4	1:57.585	+0.706	11:21:06.331
5	1:59.903	+3.024	11:23:06.234
6	1:59.299	+2.420	11:25:05.533
7	1:58.884	+2.005	11:27:04.417
8	2:00.428	+3.549	11:29:04.845
9	1:57.836	+0.957	11:31:02.681
10	1:56.879		11:32:59.560

(57) Ben BENSKIN			
1			11:15:25.163
2	2:24.603	+18.046	11:17:49.766
3	2:11.709	+5.152	11:20:01.475
4	2:24.300	+17.743	11:22:25.775
5	2:13.386	+6.829	11:24:39.161
6	2:14.025	+7.468	11:26:53.186
7	2:11.676	+5.119	11:29:04.862
8	2:08.338	+1.781	11:31:13.200
9	2:06.557		11:33:19.757

Lap Lap Tm Diff Time of Day

Lap Lap Tm Diff Time of Day

Clerk of the Course

Orbits 4

Sig. Time
Chief Timekeeper - Ian Sharp SMART

www.amb-it.com
www.mylaps.com
Licensed to: SMART

Weather Track

BRSCC Raceday

BRSCC Super Mighty Mini Championship

Cadwell Park 2.173 Miles

Race 6 - Round 1

18/04/2009 15:25

Race (20:00 Time)

POLE POSITION

Position	Driver	Time	Position	Driver	Time
1	8 Scott KENDALL	1:50.769	2	10 David KIRKPATRICK	1:50.913
2	44 Ben SEYFRIED	1:51.001	4	51 Elliot STAFFORD	1:51.388
3	68 David HALE	1:51.595	6	11 Neven KIRKPATRICK	1:51.627
4	1 Patrick FORD	1:51.933	8	77 Peter CREWES	1:52.344
5	9 Bob BENNETTS	1:52.429	10	12 James YOUNG	1:52.578
6	7 Dave REES	1:52.623	12	15 Neil SLARK	1:52.810
7	71 Tim HARBER	1:52.961	14	41 Alex COMIS	1:53.152
8	49 Roger PHILLIPS	1:53.309	16	31 Steve DAWSON	1:53.385
9	6 Mark JONES	1:53.686	18	33 Neil FEARNLEY	1:56.020
10	66 Caroline GILBERT	1:56.879	20	57 Ben BENSKIN	2:06.557

Clerk of the Course

Orbits 4

Sig. Time
Chief Timekeeper - Ian Sharp SMART
Weather Track

www.amb-it.com
www.mylaps.com
Licensed to: SMART

BRSCC Raceday

Sorted on Laps

Ma5da MX5 Championship

Cadwell Park 2.173 Miles

Race 1 - Round 3

18/04/2009 12:00

Race (25:00 Time) started at 12:06:04

Pos	No.	Name	Make/Model	CC	Class C	Laps	Total Tm	Diff	Best Tm	Lap	Best Spd
1	2	Tom ROCHE	Maxda MX5	1600	MX5	14	25:11.512		1:46.642	6	73.356
2	33	Robert BOSTON	Mazda RX5	1600	MX5	14	25:19.432	7.920	1:47.170	7	72.994
3	1	Jonathan GREENSMITH	Mazda MX5	1600	MX5	14	25:24.204	12.692	1:47.279	7	72.920
4	32	Charles PLUMLEY	Mazda MX5	1600	MX5	14	25:39.382	27.870	1:47.753	3	72.599
5	10	Steve GREENSMITH	Mazda RX5	1600	MX5	14	25:44.805	33.293	1:49.090	3	71.710
6	28	Scott KIRLEW	mazda RX5	1600	MX5	14	25:49.521	38.009	1:49.013	4	71.760
7	69	Matthew ROBINSON	Mazda MX5	1600	MX5	14	25:49.808	38.296	1:49.159	11	71.664
8	6	Alyn ROBSON	Mazda MX5	1600	MX5	14	25:50.981	39.469	1:49.271	10	71.591
9	72	Andrew CLARKSON	Mazda MX5	1600	MX5	14	25:54.310	42.798	1:49.248	12	71.606
10	18	Paul SHEARD	Mazda MX5	1600	MX5	14	25:54.950	43.438	1:47.664	4	72.659
11	55	Martin STEVENSON	Mazda MX5	1600	MX5	14	26:06.494	54.982	1:49.852	3	71.212
12	22	Jennifer GARRETT	Mazda MX5	1600	MX5	14	26:06.717	55.205	1:50.352	6	70.890
13	0	Alex HODGKINSON	Mazda RX5	1600	MX5	14	26:07.127	55.615	1:49.602	8	71.375
14	96	Mark PIERPOINT	Mazda MX5	1600	MX5	14	26:07.369	55.857	1:49.815	7	71.236
15	50	Andy COOMBS	Mazda MX5	1600	MX5	14	26:08.167	56.655	1:49.261	12	71.597
16	88	Simon McALPINE	Mazda MX5	1600	MX5	14	26:08.652	57.140	1:49.599	9	71.377
17	99	Jonathon BLAKE	Mazda MX5	1600	MX5	14	26:09.474	57.962	1:50.073	8	71.069
18	56	Chris ROWLINSON	Mazda MX5	1600	MX5	14	26:09.529	58.017	1:50.037	11	71.092
19	7	Kevin MIDDLETON	Mazda MX5	1600	MX5	14	26:39.771	1:28.259	1:51.772	5	69.989
20	11	Ryan CEFFERTY	Mazda RX5	1600	MX5	14	26:44.065	1:32.553	1:52.441	14	69.572
21	20	Chris LOVETT	Mazda RX5	1600	MX5	14	26:49.688	1:38.176	1:52.065	14	69.806
22	23	Martin TOLLEY	Mazda RX5	1600	MX5	14	26:50.918	1:39.406	1:50.936	14	70.516
23	24	Derek BROOK	Mazda RX5	1600	MX5	14	26:52.401	1:40.889	1:51.243	14	70.322
24	13	Scott LEACH	Mazda RX5	1600	MX5	13	25:32.114	1 Lap	1:53.688	7	68.809
25	44	Giuseppe RICOTTA	Mazda RX5	1600	MX5	13	25:48.346	1 Lap	1:57.020	11	66.850

Not classified (80% = 12 Laps)

51	Ben ROBINSON	Mazda RX5	1600	MX5	10	19:06.210	DNF	1:51.031	3	70.456
3	Carl POWELL	Mazda MX5	1600	MX5	9	18:55.594	DNF	1:49.202	3	71.636
46	Graham GROVE	Mazda RX5	1600	MX5		6.825	DNF		0	-

Margin of Victory	Avg. Speed	Best Lap Tm	Best Spd	Best Lap by
7.920	72.457	1:46.642	73.356	2 - Tom ROCHE

Clerk of the Course

Orbits 4

Sig. Time
 Chief Timekeeper - Ian Sharp SMART

www.amb-it.com
 www.mylaps.com

Weather Track

Licensed to: SMART

Printed: 19/04/2009 17:03:34

BRSCC Raceday

Ma5da MX5 Championship

Cadwell Park 2.173 Miles

Race 1 - Round 3

18/04/2009 12:00

Race (25:00 Time) started at 12:06:04

Lap	Lap Tm	Diff	Time of Day
(2) Tom ROCHE			
1	1:55.129	+8.487	12:08:01.462
2	1:47.824	+1.182	12:09:49.286
3	1:46.836	+0.194	12:11:36.122
4	1:47.100	+0.458	12:13:23.222
5	1:47.020	+0.378	12:15:10.242
6	1:46.642		12:16:56.884
7	1:47.172	+0.530	12:18:44.056
8	1:47.583	+0.941	12:20:31.639
9	1:47.251	+0.609	12:22:18.890
10	1:46.941	+0.299	12:24:05.831
11	1:46.807	+0.165	12:25:52.638
12	1:47.410	+0.768	12:27:40.408
13	1:48.291	+1.649	12:29:28.339
14	1:47.225	+0.583	12:31:15.564

(33) Robert BOSTON			
1	1:54.385	+7.215	12:08:00.765
2	1:49.555	+2.385	12:09:50.320
3	1:47.947	+0.777	12:11:38.267
4	1:48.337	+1.167	12:13:26.604
5	1:47.746	+0.576	12:15:14.350
6	1:48.191	+1.021	12:17:02.541
7	1:47.170		12:18:49.711
8	1:47.504	+0.334	12:20:37.215
9	1:47.501	+0.331	12:22:24.716
10	1:48.115	+0.945	12:24:12.831
11	1:47.622	+0.452	12:26:00.453
12	1:47.626	+0.456	12:27:48.079
13	1:47.770	+0.600	12:29:35.849
14	1:47.635	+0.465	12:31:23.484

(1) Jonathan GREENSMITH			
1	1:54.790	+7.511	12:08:01.775
2	1:48.331	+1.052	12:09:50.106
3	1:48.473	+1.194	12:11:38.579
4	1:48.312	+1.033	12:13:26.891
5	1:48.295	+1.016	12:15:15.186
6	1:47.829	+0.550	12:17:03.015
7	1:47.279		12:18:50.294
8	1:47.821	+0.542	12:20:38.115
9	1:47.978	+0.699	12:22:26.093
10	1:47.509	+0.230	12:24:13.602
11	1:47.652	+0.373	12:26:01.254
12	1:48.319	+1.040	12:27:49.573
13	1:49.925	+2.646	12:29:39.498
14	1:48.758	+1.479	12:31:28.256

(32) Charles PLUMLEY			
1	1:55.725	+7.972	12:08:02.790
2	1:48.935	+1.182	12:09:51.725
3	1:47.753		12:11:39.478
4	1:48.030	+0.277	12:13:27.508
5	1:48.480	+0.727	12:15:15.988
6	1:48.279	+0.526	12:17:04.267
7	1:48.918	+1.165	12:18:53.185
8	1:49.097	+1.344	12:20:42.282
9	1:49.691	+1.938	12:22:31.973
10	1:49.351	+1.598	12:24:21.324
11	1:50.071	+2.318	12:26:11.395
12	1:50.418	+2.665	12:28:01.813
13	1:49.859	+2.106	12:29:51.672
14	1:51.762	+4.009	12:31:43.434

(10) Steve GREENSMITH			
------------------------------	--	--	--

Lap	Lap Tm	Diff	Time of Day
1	1:54.660	+5.570	12:08:02.687
2	1:49.947	+0.857	12:09:52.634
3	1:49.090		12:11:41.724
4	1:49.601	+0.511	12:13:31.325
5	1:49.448	+0.358	12:15:20.773
6	1:49.646	+0.556	12:17:10.419
7	1:49.566	+0.476	12:18:59.985
8	1:49.592	+0.502	12:20:49.577
9	1:49.987	+0.897	12:22:39.564
10	1:49.986	+0.896	12:24:29.550
11	1:49.784	+0.694	12:26:19.334
12	1:50.074	+0.984	12:28:09.408
13	1:49.728	+0.638	12:29:59.136
14	1:49.721	+0.631	12:31:48.857

(28) Scott KIRLEW			
1	1:58.195	+9.182	12:08:06.480
2	1:50.043	+1.030	12:09:56.523
3	1:49.677	+0.664	12:11:46.200
4	1:49.013		12:13:35.213
5	1:49.248	+0.235	12:15:24.461
6	1:50.432	+1.419	12:17:14.893
7	1:49.197	+0.184	12:19:04.090
8	1:49.387	+0.374	12:20:53.477
9	1:51.547	+2.534	12:22:45.024
10	1:49.535	+0.522	12:24:34.559
11	1:49.333	+0.320	12:26:23.892
12	1:49.666	+0.653	12:28:13.558
13	1:49.231	+0.218	12:30:02.789
14	1:50.784	+1.771	12:31:53.573

(69) Matthew ROBINSON			
1	1:56.914	+7.755	12:08:04.533
2	1:50.054	+0.895	12:09:54.587
3	1:49.776	+0.617	12:11:44.363
4	1:49.547	+0.388	12:13:33.910
5	1:51.439	+2.280	12:15:25.349
6	1:50.096	+0.937	12:17:15.445
7	1:49.331	+0.172	12:19:04.776
8	1:49.162	+0.003	12:20:53.938
9	1:51.564	+2.405	12:22:45.502
10	1:49.547	+0.388	12:24:35.049
11	1:49.159		12:26:24.208
12	1:49.872	+0.713	12:28:14.080
13	1:49.172	+0.013	12:30:03.252
14	1:50.608	+1.449	12:31:53.860

(6) Alyn ROBSON			
1	1:57.166	+7.895	12:08:05.854
2	1:51.578	+2.307	12:09:57.432
3	1:49.594	+0.323	12:11:47.026
4	1:49.507	+0.236	12:13:36.533
5	1:49.910	+0.639	12:15:26.443
6	1:49.927	+0.656	12:17:16.370
7	1:51.324	+2.053	12:19:07.694
8	1:49.775	+0.504	12:20:57.469
9	1:49.910	+0.639	12:22:47.379
10	1:49.271		12:24:36.650
11	1:49.683	+0.412	12:26:26.333
12	1:49.553	+0.282	12:28:15.886
13	1:49.530	+0.259	12:30:05.416
14	1:49.617	+0.346	12:31:55.033

(72) Andrew CLARKSON			
1	1:56.632	+7.384	12:08:05.476
2	1:53.051	+3.803	12:09:58.527

Lap	Lap Tm	Diff	Time of Day
3	1:50.454	+1.206	12:11:48.981
4	1:50.749	+1.501	12:13:39.730
5	1:49.605	+0.357	12:15:29.335
6	1:50.176	+0.928	12:17:19.511
7	1:49.492	+0.244	12:19:09.003
8	1:50.568	+1.320	12:20:59.571
9	1:49.692	+0.444	12:22:49.263
10	1:50.346	+1.098	12:24:39.609
11	1:49.603	+0.355	12:26:29.212
12	1:49.248		12:28:18.460
13	1:49.626	+0.378	12:30:08.086
14	1:50.276	+1.028	12:31:58.362

(18) Paul SHEARD			
1	1:55.420	+7.756	12:08:03.330
2	1:48.923	+1.259	12:09:52.253
3	1:48.081	+0.417	12:11:40.334
4	1:47.664		12:13:27.998
5	1:48.835	+1.171	12:15:16.833
6	1:49.540	+1.876	12:17:06.373
7	1:49.941	+2.277	12:18:56.314
8	1:49.885	+2.221	12:20:46.199
9	1:50.704	+3.040	12:22:36.903
10	1:52.799	+5.135	12:24:29.702
11	1:50.689	+3.025	12:26:20.391
12	1:52.082	+4.418	12:28:12.473
13	1:52.617	+4.953	12:30:05.090
14	1:53.912	+6.248	12:31:59.002

(55) Martin STEVENSON			
1	1:58.433	+8.581	12:08:08.350
2	1:51.658	+1.806	12:10:00.008
3	1:49.852		12:11:49.860
4	1:50.520	+0.668	12:13:40.380
5	1:49.934	+0.082	12:15:30.314
6	1:50.715	+0.863	12:17:21.029
7	1:50.757	+0.905	12:19:11.786
8	1:50.580	+0.728	12:21:02.366
9	1:50.771	+0.919	12:22:53.137
10	1:50.554	+0.702	12:24:43.691
11	1:51.396	+1.544	12:26:35.087
12	1:51.147	+1.295	12:28:26.234
13	1:52.553	+2.701	12:30:18.787
14	1:51.759	+1.907	12:32:10.546

(22) Jennifer GARRETT			
1	1:57.164	+6.812	12:08:07.150
2	1:50.963	+0.611	12:09:58.113
3	1:50.415	+0.063	12:11:48.528
4	1:50.596	+0.244	12:13:39.124
5	1:50.894	+0.542	12:15:30.018
6	1:50.352		12:17:20.370
7	1:51.185	+0.833	12:19:11.555
8	1:51.232	+0.880	12:21:02.787
9	1:51.323	+0.971	12:22:54.110
10	1:51.777	+1.425	12:24:45.887
11	1:51.299	+0.947	12:26:37.186
12	1:50.973	+0.621	12:28:28.159
13	1:51.308	+0.956	12:30:19.467
14	1:51.302	+0.950	12:32:10.769

(0) Alex HODGKINSON			
1	1:59.218	+9.616	12:08:09.146
2	1:51.367	+1.765	12:10:00.513
3	1:51.619	+2.017	12:11:52.132
4	1:51.487	+1.885	12:13:43.619

Clerk of the Course

Orbits 4

Sig. Time
Chief Timekeeper - Ian Sharp SMART
Weather Track

www.amb-it.com
www.mylaps.com
Licensed to: SMART

BRSCC Raceday

Ma5da MX5 Championship

Cadwell Park 2.173 Miles

Race 1 - Round 3

18/04/2009 12:00

Race (25:00 Time) started at 12:06:04

Lap	Lap Tm	Diff	Time of Day
5	1:50.264	+0.662	12:15:33.883
6	1:50.581	+0.979	12:17:24.464
7	1:50.539	+0.937	12:19:15.003
8	1:49.602		12:21:04.605
9	1:50.897	+1.295	12:22:55.502
10	1:51.659	+2.057	12:24:47.161
11	1:50.476	+0.874	12:26:37.637
12	1:50.987	+1.385	12:28:28.624
13	1:51.275	+1.673	12:30:19.899
14	1:51.280	+1.678	12:32:11.179

(96) Mark PIERPOINT

1	1:58.070	+8.255	12:08:07.865
2	1:51.686	+1.871	12:09:59.551
3	1:52.181	+2.366	12:11:51.732
4	1:51.375	+1.560	12:13:43.107
5	1:50.246	+0.431	12:15:33.353
6	1:50.149	+0.334	12:17:23.502
7	1:49.815		12:19:13.317
8	1:50.173	+0.358	12:21:03.490
9	1:51.461	+1.646	12:22:54.951
10	1:51.623	+1.808	12:24:46.574
11	1:50.149	+0.334	12:26:36.723
12	1:49.855	+0.040	12:28:26.578
13	1:52.556	+2.741	12:30:19.134
14	1:52.287	+2.472	12:32:11.421

(50) Andy COOMBS

1	2:00.082	+10.821	12:08:10.734
2	1:50.685	+1.424	12:10:01.419
3	1:51.445	+2.184	12:11:52.864
4	1:51.491	+2.230	12:13:44.355
5	1:51.374	+2.113	12:15:35.729
6	1:50.625	+1.364	12:17:26.354
7	1:51.376	+2.115	12:19:17.730
8	1:51.479	+2.218	12:21:09.209
9	1:51.014	+1.753	12:23:00.223
10	1:49.945	+0.684	12:24:50.168
11	1:49.869	+0.608	12:26:40.037
12	1:49.261		12:28:29.298
13	1:51.767	+2.506	12:30:21.065
14	1:51.154	+1.893	12:32:12.219

(88) Simon McALPINE

1	1:57.989	+8.390	12:08:11.929
2	1:56.063	+6.464	12:10:07.992
3	1:52.818	+3.219	12:12:00.810
4	1:50.833	+1.234	12:13:51.643
5	1:50.256	+0.657	12:15:41.899
6	1:49.815	+0.216	12:17:31.714
7	1:50.601	+1.002	12:19:22.315
8	1:50.086	+0.487	12:21:12.401
9	1:49.599		12:23:02.000
10	1:49.654	+0.055	12:24:51.654
11	1:50.237	+0.638	12:26:41.891
12	1:50.003	+0.404	12:28:31.894
13	1:49.970	+0.371	12:30:21.864
14	1:50.840	+1.241	12:32:12.704

(99) Jonathon BLAKE

1	1:59.114	+9.041	12:08:09.971
2	1:50.911	+0.838	12:10:00.882
3	1:51.750	+1.677	12:11:52.632
4	1:51.377	+1.304	12:13:44.009
5	1:50.242	+0.169	12:15:34.251
6	1:50.574	+0.501	12:17:24.825

Lap	Lap Tm	Diff	Time of Day
7	1:50.379	+0.306	12:19:15.204
8	1:50.073		12:21:05.277
9	1:50.973	+0.900	12:22:56.250
10	1:51.187	+1.114	12:24:47.437
11	1:50.482	+0.409	12:26:37.919
12	1:51.140	+1.067	12:28:29.059
13	1:52.351	+2.278	12:30:21.410
14	1:52.116	+2.043	12:32:13.526

(56) Chris ROWLINSON

1	1:59.672	+9.635	12:08:10.999
2	1:51.171	+1.134	12:10:02.170
3	1:51.346	+1.309	12:11:53.516
4	1:51.317	+1.280	12:13:44.833
5	1:51.237	+1.200	12:15:36.070
6	1:52.213	+2.176	12:17:28.283
7	1:51.689	+1.652	12:19:19.972
8	1:50.366	+0.329	12:21:10.338
9	1:50.633	+0.596	12:23:00.971
10	1:50.235	+0.198	12:24:51.206
11	1:50.037		12:26:41.243
12	1:50.196	+0.159	12:28:31.439
13	1:51.435	+1.398	12:30:22.874
14	1:50.707	+0.670	12:32:13.581

(7) Kevin MIDDLETON

1	2:00.880	+9.108	12:08:12.250
2	1:55.638	+3.866	12:10:07.888
3	1:53.567	+1.795	12:12:01.455
4	1:51.990	+0.218	12:13:53.445
5	1:51.772		12:15:45.217
6	1:54.193	+2.421	12:17:39.410
7	1:53.222	+1.450	12:19:32.632
8	1:53.250	+1.478	12:21:25.882
9	1:53.079	+1.307	12:23:18.961
10	1:52.498	+0.726	12:25:11.459
11	1:54.504	+2.732	12:27:05.963
12	1:52.862	+1.090	12:28:58.825
13	1:53.014	+1.242	12:30:51.839
14	1:51.984	+0.212	12:32:43.823

(11) Ryan CEFFERTY

1	2:02.340	+9.899	12:08:14.169
2	1:54.457	+2.016	12:10:08.626
3	1:54.096	+1.655	12:12:02.722
4	1:54.427	+1.986	12:13:57.149
5	1:54.016	+1.575	12:15:51.165
6	1:53.187	+0.746	12:17:44.352
7	1:53.304	+0.863	12:19:37.656
8	1:52.545	+0.104	12:21:30.201
9	1:53.054	+0.613	12:23:23.255
10	1:52.648	+0.207	12:25:15.903
11	1:53.429	+0.988	12:27:09.332
12	1:53.744	+1.303	12:29:03.076
13	1:52.600	+0.159	12:30:55.676
14	1:52.441		12:32:48.117

(20) Chris LOVETT

1	2:02.535	+10.470	12:08:15.018
2	1:53.927	+1.862	12:10:08.945
3	1:54.230	+2.165	12:12:03.175
4	1:54.922	+2.857	12:13:58.097
5	1:53.270	+1.205	12:15:51.367
6	1:54.746	+2.681	12:17:46.113
7	1:53.436	+1.371	12:19:39.549
8	1:52.118	+0.053	12:21:31.667

Lap	Lap Tm	Diff	Time of Day
9	1:54.545	+2.480	12:23:26.212
10	1:53.651	+1.586	12:25:19.863
11	1:53.797	+1.732	12:27:13.660
12	1:53.862	+1.797	12:29:07.522
13	1:54.153	+2.088	12:31:01.675
14	1:52.065		12:32:53.740

(23) Martin TOLLEY

1	2:00.659	+9.723	12:08:12.797
2	1:54.593	+3.657	12:10:07.390
3	1:58.295	+7.359	12:12:05.685
4	1:56.221	+5.285	12:14:01.906
5	1:54.143	+3.207	12:15:56.049
6	1:53.811	+2.875	12:17:49.860
7	1:53.619	+2.683	12:19:43.479
8	1:53.937	+3.001	12:21:37.416
9	1:53.641	+2.705	12:23:31.057
10	1:53.210	+2.274	12:25:24.267
11	1:53.451	+2.515	12:27:17.718
12	1:53.460	+2.524	12:29:11.178
13	1:52.856	+1.920	12:31:04.034
14	1:50.936		12:32:54.970

(24) Derek BROOK

1	2:02.325	+11.082	12:08:14.575
2	1:55.302	+4.059	12:10:09.877
3	1:55.171	+3.928	12:12:05.048
4	1:59.305	+8.062	12:14:04.353
5	1:53.969	+2.726	12:15:58.322
6	1:52.498	+1.255	12:17:50.820
7	1:53.959	+2.716	12:19:44.779
8	1:53.246	+2.003	12:21:38.025
9	1:55.564	+4.321	12:23:33.589
10	1:53.208	+1.965	12:25:26.797
11	1:53.240	+1.997	12:27:20.037
12	1:52.837	+1.594	12:29:12.874
13	1:52.336	+1.093	12:31:05.210
14	1:51.243		12:32:56.453

(13) Scott LEACH

1	2:03.355	+9.667	12:08:16.262
2	1:54.953	+1.265	12:10:11.215
3	1:55.951	+2.263	12:12:07.166
4	1:55.811	+2.123	12:14:02.977
5	1:54.797	+1.109	12:15:57.774
6	1:54.132	+0.444	12:17:51.906
7	1:53.688		12:19:45.594
8	1:54.723	+1.035	12:21:40.317
9	1:54.492	+0.804	12:23:34.809
10	2:00.404	+6.716	12:25:35.213
11	1:55.044	+1.356	12:27:30.257
12	2:10.581	+16.893	12:29:40.838
13	1:55.328	+1.640	12:31:36.166

(44) Giuseppe RICOTTA

1	2:03.068	+6.048	12:08:16.506
2	1:57.269	+0.249	12:10:13.775
3	1:58.957	+1.937	12:12:12.732
4	1:58.379	+1.359	12:14:11.111
5	1:57.383	+0.363	12:16:08.494
6	1:57.773	+0.753	12:18:06.267
7	1:59.761	+2.741	12:20:06.028
8	1:58.574	+1.554	12:22:04.602
9	1:57.190	+0.170	12:24:01.792
10	1:58.645	+1.625	12:26:00.437
11	1:57.020		12:27:57.457

Clerk of the Course

Orbits 4

Sig. Time
 Chief Timekeeper - Ian Sharp SMART
 Weather Track

www.amb-it.com
 www.mylaps.com
 Licensed to: SMART

BRSCC Raceday

Ma5da MX5 Championship

Cadwell Park 2.173 Miles

Race 1 - Round 3

18/04/2009 12:00

Race (25:00 Time) started at 12:06:04

Lap	Lap Tm	Diff	Time of Day
12	1:57.572	+0.552	12:29:55.029
13	1:57.369	+0.349	12:31:52.398

(51) Ben ROBINSON

Lap	Lap Tm	Diff	Time of Day
1	1:58.606	+7.575	12:08:09.416
2	1:53.425	+2.394	12:10:02.841
3	1:51.031		12:11:53.872
4	1:51.234	+0.203	12:13:45.106
5	1:51.140	+0.109	12:15:36.246
6	1:51.769	+0.738	12:17:28.015
7	1:52.682	+1.651	12:19:20.697
8	1:52.212	+1.181	12:21:12.909
9	1:54.353	+3.322	12:23:07.262
10	2:03.000	+11.969	12:25:10.262

(3) Carl POWELL

Lap	Lap Tm	Diff	Time of Day
1	1:56.919	+7.717	12:08:06.185
2	1:49.228	+0.026	12:09:55.413
3	1:49.202		12:11:44.615
4	1:49.748	+0.546	12:13:34.363
5	1:49.883	+0.681	12:15:24.246
6	1:51.628	+2.426	12:17:15.874
7	1:52.155	+2.953	12:19:08.029
8	1:50.655	+1.453	12:20:58.684
9	4:00.961	+2:11.759	12:24:59.646

Lap Lap Tm Diff Time of Day

Lap Lap Tm Diff Time of Day

Ma5da MX5 Championship

Cadwell Park 2.173 Miles

Race 1 - Round 3

18/04/2009 12:00

Race (25:00 Time) started at 12:06:04

Competitors	Laps														
	0	1	2	3	4	5	6	7	8	9	10	11	12	13	14
Tom ROCHE (2)	1	2	33	2	2	2	2	2	2	2	2	2	2	2	2
Robert BOSTON (33)	2	33	2	1	33	33	33	33	33	33	33	33	33	33	33
Jonathan GREENSMITH (1)	3	1	1	33	1	1	1	1	1	1	1	1	1	1	1
Charles PLUMLEY (32)	4	32	10	32	32	32	32	32	32	32	32	32	32	32	32
Matthew ROBINSON (69)	5	69	32	18	18	18	18	18	18	18	10	10	10	10	10
Paul SHEARD (18)	6	18	18	10	10	10	10	10	10	10	18	18	18	28	28
Steve GREENSMITH (10)	7	10	69	69	69	69	3	28	28	28	28	28	28	69	69
Scott KIRLEW (28)	8	28	72	3	3	3	28	69	69	69	69	69	69	18	6
Alyn ROBSON (6)	9	6	6	28	28	28	69	3	6	6	6	6	6	6	72
Andrew CLARKSON (72)	10	72	3	6	6	6	6	3	3	72	72	72	72	72	18
Carl POWELL (3)	11	3	28	22	22	22	72	72	72	72	55	55	55	55	55
Mark PIERPOINT (96)	12	96	22	72	72	72	22	22	22	55	22	22	96	96	22
Martin STEVENSON (55)	13	55	96	96	55	55	55	55	55	22	96	96	22	22	0
Alex HODGKINSON (0)	14	0	55	55	96	96	96	96	96	96	0	0	0	0	96
Jennifer GARRETT (22)	15	22	0	0	0	0	0	0	0	99	99	99	99	50	50
Andy COOMBS (50)	16	50	51	99	99	99	99	99	99	99	50	50	50	50	88
Ben ROBINSON (51)	17	51	99	50	50	50	50	50	50	50	56	56	56	88	99
Jonathon BLAKE (99)	18	99	50	56	56	56	56	51	56	56	88	88	88	88	56
Graham GROVE (46)	19	46	56	51	51	51	51	56	51	88	51	51	7	7	7
Chris ROWLINSON (56)	20	56	88	23	88	88	88	88	88	51	7	7	11	11	11
Kevin MIDDLETON (7)	21	7	7	7	7	7	7	7	7	7	11	11	20	20	20
Ryan CEFFERTY (11)	22	11	23	88	11	11	11	11	11	11	20	20	23	23	23
Martin TOLLEY (23)	23	23	11	11	20	20	20	20	20	20	23	23	24	24	24
Derek BROOK (24)	24	24	24	20	24	23	23	23	23	23	24	24	13	13	13
Chris LOVETT (20)	25	20	20	24	23	13	13	24	24	24	13	13	44	44	44
Scott LEACH (13)	26	13	13	13	13	24	24	13	13	13	44	44			
Giuseppe RICOTTA (44)	27	44	44	44	44	44	44	44	44	44	3				
Simon McALPINE (88)	28	88													

Date : 18/04/2009
Time : 15:11

Scottish Motorsports Automatic Race Timing (S.M.A.R.T)

Telephone 01896 752447

Grid Sheet

Event 7 Ma5da MX5 Championship

Start Time :
Finish Time :

Road :
Weather :

FRONT

POLE

Position No. 1	<input type="text" value="2"/>	Position No. 2	<input type="text" value="33"/>
Position No. 3	<input type="text" value="32"/>	Position No. 4	<input type="text" value="1"/>
Position No. 5	<input type="text" value="18"/>	Position No. 6	<input type="text" value="69"/>
Position No. 7	<input type="text" value="28"/>	Position No. 8	<input type="text" value="10"/>
Position No. 9	<input type="text" value="3"/>	Position No. 10	<input type="text" value="6"/>
Position No. 11	<input type="text" value="72"/>	Position No. 12	<input type="text" value="55"/>
Position No. 13	<input type="text" value="22"/>	Position No. 14	<input type="text" value="96"/>
Position No. 15	<input type="text" value="0"/>	Position No. 16	<input type="text" value="99"/>
Position No. 17	<input type="text" value="50"/>	Position No. 18	<input type="text" value="46"/>
Position No. 19	<input type="text" value="56"/>	Position No. 20	<input type="text" value="51"/>
Position No. 21	<input type="text" value="7"/>	Position No. 22	<input type="text" value="11"/>
Position No. 23	<input type="text" value="24"/>	Position No. 24	<input type="text" value="20"/>
Position No. 25	<input type="text" value="23"/>	Position No. 26	<input type="text" value="44"/>
Position No. 27	<input type="text" value="13"/>	Position No. 28	<input type="text" value="88"/>

Dunlop TVR Challenge

Cadwell Park 2.173 Miles

Race 2 - Round 1

18/04/2009 13:15

Race (17:00 Time) started at 13:40:25

Pos	No.	Name	Make/Model	CC	Class Code	Laps	Total Tm	Diff	Best Tm 1 Lap	Best Spd
1	99	Michael SAUNDERS	TVR Cerbera	4500	TVRA				0	-
2	78	Danny WINSTANLEY	TVR Tuscan	4500	TVRA				0	-
3	30	Sam HEAD	TVR Tuscan	4500	TVRA				0	-
4	14	Marc HOCKIN	TVR Tuscan	4500	TVRA				0	-
5	93	Tom STEWART	TVR Griffith	4500	TVRB				0	-
6	1	Dean COOK	TVR Tuscan	4500	TVRA				0	-
7	42	Tony ABRAMS	TVR Tuscan	4500	TVRA				0	-
8	86	Christina TOTTY	TVR 3000M	2994	TVRC				0	-
9	88	Keith VAUGHAN-WILLIAMS	TVR Tasmin	2900	TVRC				0	-
10	24	David CHANT	TVR Tasmin	2900	TVRC				0	-
11	50	John SIMPSON	TVR 3000M	3100	TVRC				0	-
12	22	Tim DAVIS	TVR Tasmin	2900	TVRC				0	-
13	21	Mick WILKINSON	TVR Tasmin	2800	TVRC				0	-
14	36	Geoff PARKINSON	TVR Tuscan	4200	TVRB				0	-
15	29	Nick RECORD	TVR 300M	3000	TVRC				0	-
16	69	Tom HEWITT	TVR Griffin	4100	TVRB				0	-
17	33	Tim BROUGHTON	TVR Tasmin	2000	TVRB				0	-
18	89	Andy RACE	TVR Sagariff	5000	TVRB				0	-

Announcements

RED FLAG - Lap 1 - Race re-started over 17 minutes.

RED FLAG - Lap 2 - Race defaulted.

Margin of Victory	Avg. Speed	Best Lap Tm	Best Spd	Best Lap by
-	-	-	-	-

Clerk of the Course

Orbits 4

Sig. Time

www.amb-it.com

Chief Timekeeper - Ian Sharp SMART

www.mylaps.com

Weather Track

Licensed to: SMART

BRSCC Raceday

Sorted on Laps

BRSCC Alfashop Alfa Romeo Championship

Cadwell Park 2.173 Miles

Race 3 - Round 2

18/04/2009 13:50

Race (20:00 Time) started at 13:56:11

Pos	No.	Name	Make/Model	CC	Class	Laps	Total Tm	Diff	Best Tm	Lap	Best Spd
1	98	Adie HAWKINS	Alfa Romeo 33	2000	ARA	13	21:15.516		1:35.964	11	81.518
2	51	Roger EVANS	Alfa Romeo GTV	3800	ARA	13	21:26.972	11.456	1:37.476	10	80.254
3	1	Neil SMITH	Alfa Romeo 156	1970	ARA	13	21:30.476	14.960	1:37.193	11	80.487
4	14	Andy PAGE	Alfa Romeo Giulietta	1800	ARA	13	22:14.841	59.325	1:40.554	2	77.797
5	21	Tim LEWIS	Alfa Sud	2000	ARA	13	23:09.346	1:53.830	1:41.762	2	76.873
6	72	Shaun HAZELWOOD	Alfa Romeo GTV	3000	ARC	12	21:47.183	1 Lap	1:46.561	8	73.411
7	22	Paul PLANT	Alfa Romeo 33	1700	ARD	12	21:57.147	1 Lap	1:47.140	8	73.015
8	61	Mel HEALEY	Alfa Romeo 33	1700	ARD	12	22:16.891	1 Lap	1:49.612	7	71.368
9	84	Paul BUCKLEY	Alfa Romeo 156	1970	ARE	12	22:22.064	1 Lap	1:49.729	9	71.292
10	5	Ray FOLEY	Alfa Romeo 166	2000	ARE	12	22:22.764	1 Lap	1:49.870	9	71.201
11	93	Barry McMAHON	Alfa Romeo GTV	3000	ARC	12	22:24.166	1 Lap	1:49.253	9	71.603
12	43	Paul GRAINGER	Alfa Romeo 156	2000	ARE	12	22:38.234	1 Lap	1:50.664	8	70.690
13	8	Keith WILLIAMS	Alfa Romeo 145	2000	ARE	12	22:58.667	1 Lap	1:52.359	6	69.623
14	55	Steve FLETCHER	Alfa Romeo 133	1700	ARD	12	23:00.698	1 Lap	1:52.455	4	69.564
15	78	Len BROCK	Alfa Romeo 146	2000	ARE	11	21:22.744	2 Laps	1:53.775	2	68.757
16	94	Graham HALL	Alfa Romeo 145	2000	ARE	11	21:24.124	2 Laps	1:54.397	8	68.383
17	39	Sarah HEELS	Alfa Romeo 156	2000	ARE	11	21:26.208	2 Laps	1:52.894	9	69.293
18	70	Andrew BRAMAH	Alfa Romeo 147	3000	ARE	11	21:33.065	2 Laps	1:55.293	9	67.851

Not classified (80% = 10 Laps)

74	Andy INMAN	Alfa Romeo 156	2000	ARE	10	18:52.840	DNF	1:50.899	4	70.540
12	Chris SNOWDEN	Alfa Romeo 33	1910	ARA	1	1:50.748	DNF	1:46.844	1	73.217
6	John GRIFFITHS	Alfa Romeo 155	2000	ARB			DNS		0	-

Margin of Victory	Avg. Speed	Best Lap Tm	Best Spd	Best Lap by
11.456	79.730	1:35.964	81.518	98 - Adie HAWKINS

Clerk of the Course

Orbits 4

Sig. Time
 Chief Timekeeper - Ian Sharp SMART

www.amb-it.com
 www.mylaps.com

Weather Track

Licensed to: SMART

Printed: 19/04/2009 16:48:22

BRSCC Raceday

BRSCC Alfashop Alfa Romeo Championship

Cadwell Park 2.173 Miles

Race 3 - Round 2

18/04/2009 13:50

Race (20:00 Time) started at 13:56:11

Lap	Lap Tm	Diff	Time of Day
(98) Adie HAWKINS			
1	1:42.658	+6.694	13:57:57.061
2	1:38.425	+2.461	13:59:35.486
3	1:38.576	+2.612	14:01:14.062
4	1:38.172	+2.208	14:02:52.234
5	1:37.194	+1.230	14:04:29.428
6	1:37.232	+1.268	14:06:06.660
7	1:37.412	+1.448	14:07:44.072
8	1:36.713	+0.749	14:09:20.785
9	1:36.332	+0.368	14:10:57.117
10	1:37.133	+1.169	14:12:34.250
11	1:35.964		14:14:10.214
12	1:36.585	+0.621	14:15:46.799
13	1:40.670	+4.706	14:17:27.469

Lap	Lap Tm	Diff	Time of Day
(51) Roger EVANS			
1	1:43.584	+6.108	13:57:58.355
2	1:39.749	+2.273	13:59:38.104
3	1:38.140	+0.664	14:01:16.244
4	1:38.287	+0.811	14:02:54.531
5	1:38.264	+0.788	14:04:32.795
6	1:37.611	+0.135	14:06:10.406
7	1:38.652	+1.176	14:07:49.058
8	1:38.356	+0.880	14:09:27.414
9	1:38.059	+0.583	14:11:05.473
10	1:37.476		14:12:42.949
11	1:38.230	+0.754	14:14:21.179
12	1:37.661	+0.185	14:15:58.840
13	1:40.085	+2.609	14:17:38.925

Lap	Lap Tm	Diff	Time of Day
(1) Neil SMITH			
1	1:45.392	+8.199	13:58:00.704
2	1:38.959	+1.766	13:59:39.663
3	1:37.638	+0.445	14:01:17.301
4	1:37.980	+0.787	14:02:55.281
5	1:40.379	+3.186	14:04:35.660
6	1:37.663	+0.470	14:06:13.323
7	1:38.817	+1.624	14:07:52.140
8	1:37.210	+0.017	14:09:29.350
9	1:37.998	+0.805	14:11:07.348
10	1:37.704	+0.511	14:12:45.052
11	1:37.193		14:14:22.245
12	1:39.283	+2.090	14:16:01.528
13	1:40.901	+3.708	14:17:42.429

Lap	Lap Tm	Diff	Time of Day
(14) Andy PAGE			
1	1:45.090	+4.536	13:58:00.362
2	1:40.554		13:59:40.916
3	1:42.067	+1.513	14:01:22.983
4	1:40.958	+0.404	14:03:03.941
5	1:41.461	+0.907	14:04:45.402
6	1:41.828	+1.274	14:06:27.230
7	1:41.321	+0.767	14:08:08.551
8	1:44.209	+3.655	14:09:52.760
9	1:42.374	+1.820	14:11:35.134
10	1:40.917	+0.363	14:13:16.051
11	1:42.258	+1.704	14:14:58.309
12	1:44.175	+3.621	14:16:42.484
13	1:44.310	+3.756	14:18:26.794

Lap	Lap Tm	Diff	Time of Day
(21) Tim LEWIS			
1	1:43.644	+1.882	13:57:58.490
2	1:41.762		13:59:40.252
3	1:57.514	+15.752	14:01:37.766
4	1:44.450	+2.688	14:03:22.216

Lap	Lap Tm	Diff	Time of Day
5	1:42.612	+0.850	14:05:04.828
6	1:48.310	+6.548	14:06:53.138
7	1:44.556	+2.794	14:08:37.694
8	1:43.149	+1.387	14:10:20.843
9	1:44.576	+2.814	14:12:05.419
10	1:47.604	+5.842	14:13:53.023
11	1:46.497	+4.735	14:15:39.520
12	1:44.642	+2.880	14:17:24.162
13	1:57.137	+15.375	14:19:21.299

Lap	Lap Tm	Diff	Time of Day
(72) Shaun HAZELWOOD			
1	1:51.798	+5.237	13:58:07.738
2	1:53.308	+6.747	14:00:01.046
3	1:48.691	+2.130	14:01:49.737
4	1:48.149	+1.588	14:03:37.886
5	1:47.292	+0.731	14:05:25.178
6	1:47.521	+0.960	14:07:12.699
7	1:48.930	+2.369	14:09:01.629
8	1:46.561		14:10:48.190
9	1:47.099	+0.538	14:12:35.289
10	1:46.931	+0.370	14:14:22.220
11	1:48.094	+1.533	14:16:10.314
12	1:48.822	+2.261	14:17:59.136

Lap	Lap Tm	Diff	Time of Day
(22) Paul PLANT			
1	1:52.719	+5.579	13:58:08.707
2	1:51.960	+4.820	14:00:00.667
3	1:48.589	+1.449	14:01:49.256
4	1:47.732	+0.592	14:03:36.988
5	1:47.663	+0.523	14:05:24.651
6	1:47.621	+0.481	14:07:12.272
7	1:48.523	+1.383	14:09:00.795
8	1:47.140		14:10:47.935
9	1:48.590	+1.450	14:12:36.525
10	1:48.784	+1.644	14:14:25.309
11	1:51.833	+4.693	14:16:17.142
12	1:51.958	+4.818	14:18:09.100

Lap	Lap Tm	Diff	Time of Day
(61) Mel HEALEY			
1	1:54.202	+4.590	13:58:10.991
2	1:52.024	+2.412	14:00:03.015
3	1:51.119	+1.507	14:01:54.134
4	1:50.386	+0.774	14:03:44.520
5	1:50.233	+0.621	14:05:34.753
6	1:49.698	+0.086	14:07:24.451
7	1:49.612		14:09:14.063
8	1:50.579	+0.967	14:11:04.642
9	1:51.315	+1.703	14:12:55.957
10	1:49.854	+0.242	14:14:45.811
11	1:50.914	+1.302	14:16:36.725
12	1:52.119	+2.507	14:18:28.844

Lap	Lap Tm	Diff	Time of Day
(84) Paul BUCKLEY			
1	1:56.416	+6.687	13:58:13.254
2	1:50.954	+1.225	14:00:04.208
3	1:53.481	+3.752	14:01:57.689
4	1:50.447	+0.718	14:03:48.136
5	1:51.558	+1.829	14:05:39.694
6	1:50.559	+0.830	14:07:30.253
7	1:50.464	+0.735	14:09:20.717
8	1:50.462	+0.733	14:11:11.179
9	1:49.729		14:13:00.908
10	1:50.135	+0.406	14:14:51.043
11	1:51.232	+1.503	14:16:42.275
12	1:51.742	+2.013	14:18:34.017

Lap	Lap Tm	Diff	Time of Day
(5) Ray FOLEY			
1	1:56.920	+7.050	13:58:14.116
2	1:51.312	+1.442	14:00:05.428
3	1:51.579	+1.709	14:01:57.007
4	1:50.474	+0.604	14:03:47.481
5	1:51.753	+1.883	14:05:39.234
6	1:50.511	+0.641	14:07:29.745
7	1:50.421	+0.551	14:09:20.166
8	1:50.342	+0.472	14:11:10.508
9	1:49.870		14:13:00.378
10	1:50.111	+0.241	14:14:50.489
11	1:51.431	+1.561	14:16:41.920
12	1:52.797	+2.927	14:18:34.717

Lap	Lap Tm	Diff	Time of Day
(93) Barry McMAHON			
1	1:55.515	+6.262	13:58:12.718
2	1:53.717	+4.464	14:00:06.435
3	1:52.091	+2.838	14:01:58.526
4	1:50.756	+1.503	14:03:49.282
5	1:50.975	+1.722	14:05:40.257
6	1:50.687	+1.434	14:07:30.944
7	1:51.373	+2.120	14:09:22.317
8	1:50.634	+1.381	14:11:12.951
9	1:49.253		14:13:02.204
10	1:49.963	+0.710	14:14:52.167
11	1:51.354	+2.101	14:16:43.521
12	1:52.598	+3.345	14:18:36.119

Lap	Lap Tm	Diff	Time of Day
(43) Paul GRAINGER			
1	1:58.747	+8.083	13:58:16.506
2	1:53.838	+3.174	14:00:10.344
3	1:54.494	+3.830	14:02:04.838
4	1:51.902	+1.238	14:03:56.740
5	1:51.399	+0.735	14:05:48.139
6	1:51.361	+0.697	14:07:39.500
7	1:52.342	+1.678	14:09:31.842
8	1:50.664		14:11:22.506
9	1:51.105	+0.441	14:13:13.611
10	1:51.794	+1.130	14:15:05.405
11	1:53.449	+2.785	14:16:58.854
12	1:51.333	+0.669	14:18:50.187

Lap	Lap Tm	Diff	Time of Day
(8) Keith WILLIAMS			
1	1:59.406	+7.047	13:58:17.860
2	1:54.711	+2.352	14:00:12.571
3	1:53.826	+1.467	14:02:06.397
4	1:52.456	+0.097	14:03:58.853
5	1:52.498	+0.139	14:05:51.351
6	1:52.359		14:07:43.710
7	1:53.626	+1.267	14:09:37.336
8	1:53.664	+1.305	14:11:31.000
9	1:54.067	+1.708	14:13:25.067
10	1:54.131	+1.772	14:15:19.198
11	1:54.907	+2.548	14:17:14.105
12	1:56.515	+4.156	14:19:10.620

Lap	Lap Tm	Diff	Time of Day
(55) Steve FLETCHER			
1	1:59.504	+7.049	13:58:17.472
2	1:54.095	+1.640	14:00:11.567
3	1:54.026	+1.571	14:02:05.593
4	1:52.455		14:03:58.048
5	1:52.868	+0.413	14:05:50.916
6	1:55.974	+3.519	14:07:46.890
7	1:54.216	+1.761	14:09:41.106
8	1:54.628	+2.173	14:11:35.734
9	1:54.235	+1.780	14:13:29.969

Clerk of the Course

Orbits 4

Sig. Time
 Chief Timekeeper - Ian Sharp SMART
 Weather Track

www.amb-it.com
 www.mylaps.com
 Licensed to: SMART

BRSCC Raceday

BRSCC Alfashop Alfa Romeo Championship

Cadwell Park 2.173 Miles

Race 3 - Round 2

18/04/2009 13:50

Race (20:00 Time) started at 13:56:11

Lap	Lap Tm	Diff	Time of Day
10	1:54.086	+1.631	14:15:24.055
11	1:54.692	+2.237	14:17:18.747
12	1:53.904	+1.449	14:19:12.651

(78) Len BROCK

1	1:58.161	+4.386	13:58:16.028
2	1:53.775		14:00:09.803
3	1:54.361	+0.586	14:02:04.164
4	2:03.772	+9.997	14:04:07.936
5	1:54.840	+1.065	14:06:02.776
6	1:55.565	+1.790	14:07:58.341
7	1:55.125	+1.350	14:09:53.466
8	1:54.454	+0.679	14:11:47.920
9	1:55.253	+1.478	14:13:43.173
10	1:54.089	+0.314	14:15:37.262
11	1:57.435	+3.660	14:17:34.697

(94) Graham HALL

1	2:01.374	+6.977	13:58:20.194
2	1:55.927	+1.530	14:00:16.121
3	1:55.154	+0.757	14:02:11.275
4	1:57.476	+3.079	14:04:08.751
5	1:55.551	+1.154	14:06:04.302
6	1:56.145	+1.748	14:08:00.447
7	1:55.526	+1.129	14:09:55.973
8	1:54.397		14:11:50.370
9	1:54.472	+0.075	14:13:44.842
10	1:55.474	+1.077	14:15:40.316
11	1:55.761	+1.364	14:17:36.077

(39) Sarah HEELS

1	2:02.243	+9.349	13:58:21.459
2	1:56.640	+3.746	14:00:18.099
3	1:55.133	+2.239	14:02:13.232
4	1:56.885	+3.991	14:04:10.117
5	1:56.310	+3.416	14:06:06.427
6	1:56.113	+3.219	14:08:02.540
7	1:56.102	+3.208	14:09:58.642
8	1:55.444	+2.550	14:11:54.086
9	1:52.894		14:13:46.980
10	1:55.249	+2.355	14:15:42.229
11	1:55.932	+3.038	14:17:38.161

(70) Andrew BRAMAH

1	2:01.900	+6.607	13:58:21.002
2	1:56.077	+0.784	14:00:17.079
3	1:55.700	+0.407	14:02:12.779
4	1:56.421	+1.128	14:04:09.200
5	1:56.441	+1.148	14:06:05.641
6	1:56.387	+1.094	14:08:02.028
7	1:56.178	+0.885	14:09:58.206
8	1:55.734	+0.441	14:11:53.940
9	1:55.293		14:13:49.233
10	1:56.551	+1.258	14:15:45.784
11	1:59.234	+3.941	14:17:45.018

(74) Andy INMAN

1	1:57.274	+6.375	13:58:14.855
2	1:52.463	+1.564	14:00:07.318
3	1:52.031	+1.132	14:01:59.349
4	1:50.899		14:03:50.248
5	1:51.858	+0.959	14:05:42.106
6	1:51.083	+0.184	14:07:33.189
7	1:51.911	+1.012	14:09:25.100
8	1:52.562	+1.663	14:11:17.662
9	1:52.697	+1.798	14:13:10.359

Lap	Lap Tm	Diff	Time of Day
10	1:54.434	+3.535	14:15:04.793

(12) Chris SNOWDEN

1	1:46.844		13:58:02.701
---	-----------------	--	--------------

Lap	Lap Tm	Diff	Time of Day
-----	--------	------	-------------

Clerk of the Course

Orbits 4

Sig. Time
Chief Timekeeper - Ian Sharp SMART

www.amb-it.com
www.mylaps.com

Weather Track

Licensed to: SMART

BRSCC Alfashop Alfa Romeo Championship

Cadwell Park 2.173 Miles

Race 3 - Round 2

18/04/2009 13:50

Race (20:00 Time) started at 13:56:11

Competitors	Laps														
	0	1	2	3	4	5	6	7	8	9	10	11	12	13	
Adie HAWKINS (98)	1	98	98	98	98	98	98	98	98	98	98	98	98	98	98
Roger EVANS (51)	2	51	51	51	51	51	51	51	51	51	51	51	51	51	51
Tim LEWIS (21)	3	21	21	1	1	1	1	1	1	1	1	1	1	1	1
Andy PAGE (14)	4	14	14	21	14	14	14	14	14	14	14	14	14	14	14
Neil SMITH (1)	5	1	1	14	21	21	21	21	21	21	21	21	21	21	21
Chris SNOWDEN (12)	6	12	12	22	22	22	22	22	22	22	72	72	72	72	72
Shaun HAZELWOOD (72)	7	72	72	72	72	72	72	72	72	72	22	22	22	22	22
Paul PLANT (22)	8	22	22	61	61	61	61	61	61	61	61	61	61	61	61
Mel HEALEY (61)	9	61	61	84	5	5	5	5	5	5	5	5	5	5	84
Paul BUCKLEY (84)	10	84	93	5	84	84	84	84	84	84	84	84	84	84	5
Ray FOLEY (5)	11	5	84	93	93	93	93	93	93	93	93	93	93	93	93
Barry McMAHON (93)	12	93	5	74	74	74	74	74	74	74	74	74	43	43	43
Andy INMAN (74)	13	74	74	78	78	43	43	43	43	43	43	43	8	8	8
Paul GRAINGER (43)	14	43	78	43	43	55	55	8	8	8	8	8	55	55	55
Len BROCK (78)	15	78	43	55	55	8	8	55	55	55	55	55	55	78	78
Steve FLETCHER (55)	16	55	55	8	8	78	78	78	78	78	78	78	78	94	94
Keith WILLIAMS (8)	17	8	8	94	94	94	94	94	94	94	94	94	94	39	39
Graham HALL (94)	18	94	94	70	70	70	70	70	70	70	39	39	70	70	70
Andrew BRAMAH (70)	19	70	70	39	39	39	39	39	39	39	70	70	70	70	70
Sarah HEELS (39)	20	39	39												
-	21														

BRSCC Raceday


BRSCC Alfashop Alfa Romeo Championship

Cadwell Park 2.173 Miles

Race 9 - Round 3

18/04/2009 17:10

Race (20:00 Time)



POLE POSITION

Position	Driver	Age	Position	Driver	Age
1	98 Adie HAWKINS	13	2	51 Roger EVANS	13
2	1 Neil SMITH	13	4	14 Andy PAGE	13
3	21 Tim LEWIS	13	6	72 Shaun HAZELWOOD	12
4	61 Mel HEALEY	12	8	84 Paul BUCKLEY	12
5	5 Ray FOLEY	12	10	93 Barry McMAHON	12
6	43 Paul GRAINGER	12	12	8 Keith WILLIAMS	12
7	55 Steve FLETCHER	12	14	94 Graham HALL	11
8	39 Sarah HEELS	11	16	70 Andrew BRAMAH	11
9	74 Andy INMAN	10	18	12 Chris SNOWDEN	1
10	6 John GRIFFITHS		20	75 Paul PLANT	
11	78 Len BROCK	11			

Clerk of the Course

Orbits 4

Sig. Time
Chief Timekeeper - Ian Sharp SMART
Weather Track

www.amb-it.com
www.mylaps.com
Licensed to: SMART

BRSCC Raceday

Sorted on Laps

BRSCC Mighty Mini Championship

Cadwell Park 2.173 Miles

Race 4 - Round 1

18/04/2009 14:20

Race (20:00 Time) started at 14:28:39

Pos	No.	Name	Make/Model	CC	Class	Laps	Total Tm	Diff	Best Tm 1 Lap	Best Spd	
1	42	Christopher MORGAN	Rover Mini Cooper	1300	MM	10	20:01.540		1:58.542	8	65.992
2	11	Ian SLARK	Rover Mini Cooper	1300	MM	10	20:01.889	0.349	1:58.734	3	65.885
3	24	Louise INCH	Rover Mini Cooper	1300	MM	10	20:02.304	0.764	1:58.555	8	65.985
4	48	James LYFORD	Rover Mini Cooper	1275	MM	10	20:02.798	1.258	1:58.385	5	66.079
5	23	Mark BURNETT	Rover Mini Cooper	1300	MM	10	20:07.181	5.641	1:58.498	7	66.016
6	2	David BERNEY	Rover Mini Cooper	1275	MM	10	20:07.962	6.422	1:58.000	7	66.295
7	55	Adrian TUCKLEY	Rover Mini Cooper	1275	MM	10	20:10.359	8.819	1:58.967	10	65.756
8	76	Jo POLLEY	Rover Mini Cooper	1300	MM	10	20:12.592	11.052	1:59.287	10	65.580
9	73	Steve MILES	Rover Mini Cooper	1275	MM	10	20:37.522	35.982	2:00.610	9	64.860
10	6	Peter BONAS	Rover Mini Cooper	1300	MM	10	20:38.077	36.537	2:00.992	9	64.656
11	10	Stuart COOMBS	Rover Mini Cooper	1275	MM	10	20:38.683	37.143	2:01.189	7	64.550
12	56	Simon TUCKLEY	Rover Mini Cooper	1300	MM	10	20:39.510	37.970	2:00.909	10	64.700
13	19	David RUMBELLOW	Rover Mini Cooper	1300	MM	10	20:39.816	38.276	2:00.326	8	65.013
14	32	Holly REID	Rover Mini Cooper	1300	MM	10	21:01.932	1:00.392	2:02.936	10	63.633
15	22	Verity PHILLIPS	Rover Mini Cooper	1300	MM	10	21:18.711	1:17.171	2:03.104	10	63.546
16	28	Stephen ROSE	Rover Mini Cooper	1300	MM	10	21:45.499	1:43.959	2:05.717	2	62.225
17	78	Charlie BRISKER	Rover Mini Cooper	1300	MM	10	21:52.075	1:50.535	2:05.726	9	62.221
18	16	Sheila HASSALL	Rover Mini Cooper	1300	MM	9	22:02.423	1 Lap	2:20.685	3	55.605

Not classified ()

4	David HOLMES	Rover Mini Cooper	1300	MM	6	12:15.781	DNF	1:59.652	5	65.380
21	Rupert IVEY	Rover Mini Cooper	1300	MM	6	12:33.398	DNF	2:01.981	4	64.131

Margin of Victory	Avg. Speed	Best Lap Tm	Best Spd	Best Lap by
0.349	65.106	1:58.000	66.295	2 - David BERNEY

Clerk of the Course

Orbits 4

Sig. Time
 Chief Timekeeper - Ian Sharp SMART

www.amb-it.com
 www.mylaps.com

Weather Track

Licensed to: SMART

Printed: 19/04/2009 16:53:14

BRSCC Raceday

BRSCC Mighty Mini Championshi[

Cadwell Park 2.173 Miles

Race 4 - Round 1

18/04/2009 14:20

Race (20:00 Time) started at 14:28:39

Lap	Lap Tm	Diff	Time of Day
(42) Christopher MORGAN			
1	2:04.955	+6.413	14:30:47.049
2	1:59.550	+1.008	14:32:46.599
3	1:59.124	+0.582	14:34:45.723
4	2:00.138	+1.596	14:36:45.861
5	1:59.096	+0.554	14:38:44.957
6	1:59.840	+1.298	14:40:44.797
7	1:59.484	+0.942	14:42:44.281
8	1:58.542		14:44:42.823
9	1:59.021	+0.479	14:46:41.844
10	1:58.730	+0.188	14:48:40.574

Lap	Lap Tm	Diff	Time of Day
(11) Ian SLARK			
1	2:05.950	+7.216	14:30:47.747
2	2:00.001	+1.267	14:32:47.748
3	1:58.734		14:34:46.482
4	1:58.992	+0.258	14:36:45.474
5	1:59.398	+0.664	14:38:44.872
6	1:59.285	+0.551	14:40:44.157
7	1:59.223	+0.489	14:42:43.380
8	1:59.026	+0.292	14:44:42.406
9	1:58.852	+0.118	14:46:41.258
10	1:59.665	+0.931	14:48:40.923

Lap	Lap Tm	Diff	Time of Day
(24) Louise INCH			
1	2:05.197	+6.642	14:30:48.151
2	2:00.231	+1.676	14:32:48.382
3	1:58.757	+0.202	14:34:47.139
4	1:59.029	+0.474	14:36:46.168
5	1:59.459	+0.904	14:38:45.627
6	1:59.555	+1.000	14:40:45.182
7	1:59.532	+0.977	14:42:44.714
8	1:58.555		14:44:43.269
9	1:58.884	+0.329	14:46:42.153
10	1:59.185	+0.630	14:48:41.338

Lap	Lap Tm	Diff	Time of Day
(48) James LYFORD			
1	2:07.266	+8.881	14:30:49.957
2	2:00.304	+1.919	14:32:50.261
3	1:59.143	+0.758	14:34:49.404
4	1:59.075	+0.690	14:36:48.479
5	1:58.385		14:38:46.864
6	1:58.873	+0.488	14:40:45.737
7	1:59.481	+1.096	14:42:45.218
8	1:58.623	+0.238	14:44:43.841
9	1:58.819	+0.434	14:46:42.660
10	1:59.172	+0.787	14:48:41.832

Lap	Lap Tm	Diff	Time of Day
(23) Mark BURNETT			
1	2:06.148	+7.650	14:30:49.331
2	2:03.614	+5.116	14:32:52.945
3	1:59.563	+1.065	14:34:52.508
4	1:59.693	+1.195	14:36:52.201
5	1:58.904	+0.406	14:38:51.105
6	1:58.971	+0.473	14:40:50.076
7	1:58.498		14:42:48.574
8	1:59.607	+1.109	14:44:48.181
9	1:59.073	+0.575	14:46:47.254
10	1:58.961	+0.463	14:48:46.215

Lap	Lap Tm	Diff	Time of Day
(2) David BERNEY			
1	2:06.001	+8.001	14:30:49.648
2	2:03.914	+5.914	14:32:53.562
3	1:59.432	+1.432	14:34:52.994
4	2:00.413	+2.413	14:36:53.407

Lap	Lap Tm	Diff	Time of Day
5	1:58.670	+0.670	14:38:52.077
6	1:58.972	+0.972	14:40:51.049
7	1:58.000		14:42:49.049
8	1:59.860	+1.860	14:44:48.909
9	1:59.501	+1.501	14:46:48.410
10	1:58.586	+0.586	14:48:46.996

Lap	Lap Tm	Diff	Time of Day
(55) Adrian TUCKLEY			
1	2:08.274	+9.307	14:30:51.493
2	2:02.537	+3.570	14:32:54.030
3	1:59.547	+0.580	14:34:53.577
4	2:00.182	+1.215	14:36:53.759
5	1:59.624	+0.657	14:38:53.383
6	1:59.369	+0.402	14:40:52.752
7	1:58.978	+0.011	14:42:51.730
8	1:59.535	+0.568	14:44:51.265
9	1:59.161	+0.194	14:46:50.426
10	1:58.967		14:48:49.393

Lap	Lap Tm	Diff	Time of Day
(76) Jo POLLEY			
1	2:06.861	+7.574	14:30:50.871
2	2:01.159	+1.872	14:32:52.030
3	1:59.917	+0.630	14:34:51.947
4	2:01.166	+1.879	14:36:53.113
5	1:59.639	+0.352	14:38:52.752
6	1:59.498	+0.211	14:40:52.250
7	1:59.969	+0.682	14:42:52.219
8	1:59.891	+0.604	14:44:52.110
9	2:00.229	+0.942	14:46:52.339
10	1:59.287		14:48:51.626

Lap	Lap Tm	Diff	Time of Day
(73) Steve MILES			
1	2:12.248	+11.638	14:30:57.214
2	2:04.508	+3.898	14:33:01.722
3	2:02.986	+2.376	14:35:04.708
4	2:01.941	+1.331	14:37:06.649
5	2:02.658	+2.048	14:39:09.307
6	2:01.634	+1.024	14:41:10.941
7	2:00.756	+0.146	14:43:11.697
8	2:00.883	+0.273	14:45:12.580
9	2:00.610		14:47:13.190
10	2:03.366	+2.756	14:49:16.556

Lap	Lap Tm	Diff	Time of Day
(6) Peter BONAS			
1	2:13.122	+12.130	14:30:57.680
2	2:03.381	+2.389	14:33:01.061
3	2:03.575	+2.583	14:35:04.636
4	2:01.919	+0.927	14:37:06.555
5	2:01.664	+0.672	14:39:08.219
6	2:01.633	+0.641	14:41:09.852
7	2:01.450	+0.458	14:43:11.302
8	2:01.847	+0.855	14:45:13.149
9	2:00.992		14:47:14.141
10	2:02.970	+1.978	14:49:17.111

Lap	Lap Tm	Diff	Time of Day
(10) Stuart COOMBS			
1	2:12.064	+10.875	14:30:56.954
2	2:02.428	+1.239	14:32:59.382
3	2:03.153	+1.964	14:35:02.535
4	2:02.526	+1.337	14:37:05.061
5	2:01.331	+0.142	14:39:06.392
6	2:01.666	+0.477	14:41:08.058
7	2:01.189		14:43:09.247
8	2:02.329	+1.140	14:45:11.576
9	2:02.131	+0.942	14:47:13.707
10	2:04.010	+2.821	14:49:17.717

Lap	Lap Tm	Diff	Time of Day
(56) Simon TUCKLEY			
1	2:11.020	+10.111	14:30:56.531
2	2:02.558	+1.649	14:32:59.089
3	2:04.925	+4.016	14:35:04.014
4	2:01.992	+1.083	14:37:06.006
5	2:03.327	+2.418	14:39:09.333
6	2:02.194	+1.285	14:41:11.527
7	2:03.357	+2.448	14:43:14.884
8	2:01.367	+0.458	14:45:16.251
9	2:01.384	+0.475	14:47:17.635
10	2:00.909		14:49:18.544

Lap	Lap Tm	Diff	Time of Day
(19) David RUMBELLOW			
1	2:13.417	+13.091	14:30:59.495
2	2:03.277	+2.951	14:33:02.772
3	2:03.051	+2.725	14:35:05.823
4	2:02.134	+1.808	14:37:07.957
5	2:02.150	+1.824	14:39:10.107
6	2:01.960	+1.634	14:41:12.067
7	2:04.569	+4.243	14:43:16.636
8	2:00.326		14:45:16.962
9	2:01.442	+1.116	14:47:18.404
10	2:00.446	+0.120	14:49:18.850

Lap	Lap Tm	Diff	Time of Day
(32) Holly REID			
1	2:14.394	+11.458	14:31:01.290
2	2:05.845	+2.909	14:33:07.135
3	2:05.263	+2.327	14:35:12.398
4	2:04.129	+1.193	14:37:16.527
5	2:03.925	+0.989	14:39:20.452
6	2:03.653	+0.717	14:41:24.105
7	2:05.169	+2.233	14:43:29.274
8	2:04.630	+1.694	14:45:33.904
9	2:04.126	+1.190	14:47:38.030
10	2:02.936		14:49:40.966

Lap	Lap Tm	Diff	Time of Day
(22) Verity PHILLIPS			
1	2:09.591	+6.487	14:30:55.670
2	2:05.410	+2.306	14:33:01.080
3	2:29.279	+26.175	14:35:30.359
4	2:03.552	+0.448	14:37:33.911
5	2:04.135	+1.031	14:39:38.046
6	2:04.079	+0.975	14:41:42.125
7	2:05.367	+2.263	14:43:47.492
8	2:03.719	+0.615	14:45:51.211
9	2:03.430	+0.326	14:47:54.641
10	2:03.104		14:49:57.745

Lap	Lap Tm	Diff	Time of Day
(28) Stephen ROSE			
1	2:14.091	+8.374	14:31:00.929
2	2:05.717		14:33:06.646
3	2:22.351	+16.634	14:35:28.997
4	2:08.563	+2.846	14:37:37.560
5	2:07.788	+2.071	14:39:45.348
6	2:05.973	+0.256	14:41:51.321
7	2:09.112	+3.395	14:44:00.433
8	2:07.210	+1.493	14:46:07.643
9	2:09.124	+3.407	14:48:16.767
10	2:07.766	+2.049	14:50:24.533

Lap	Lap Tm	Diff	Time of Day
(78) Charlie BRISKER			
1	2:20.203	+14.477	14:31:08.036
2	2:08.784	+3.058	14:33:16.820
3	2:14.347	+8.621	14:35:31.167
4	2:07.343	+1.617	14:37:38.510

Clerk of the Course

Orbits 4

Sig. Time
 Chief Timekeeper - Ian Sharp SMART
 Weather Track

www.amb-it.com
 www.mylaps.com
 Licensed to: SMART

BRSCC Raceday

BRSCC Mighty Mini Championshi[

Cadwell Park 2.173 Miles

Race 4 - Round 1

18/04/2009 14:20

Race (20:00 Time) started at 14:28:39

Lap	Lap Tm	Diff	Time of Day
5	2:07.757	+2.031	14:39:46.267
6	2:05.747	+0.021	14:41:52.014
7	2:09.530	+3.804	14:44:01.544
8	2:14.265	+8.539	14:46:15.809
9	2:05.726		14:48:21.535
10	2:09.574	+3.848	14:50:31.109

(16) Sheila HASSALL

1	2:28.295	+7.610	14:31:16.650
2	2:21.921	+1.236	14:33:38.571
3	2:20.685		14:35:59.256
4	2:21.277	+0.592	14:38:20.533
5	2:27.612	+6.927	14:40:48.145
6	2:35.551	+14.866	14:43:23.696
7	2:30.197	+9.512	14:45:53.893
8	2:24.194	+3.509	14:48:18.087
9	2:23.370	+2.685	14:50:41.457

(4) David HOLMES

1	2:09.061	+9.409	14:30:53.327
2	2:01.341	+1.689	14:32:54.668
3	2:00.063	+0.411	14:34:54.731
4	2:00.329	+0.677	14:36:55.060
5	1:59.652		14:38:54.712
6	2:00.103	+0.451	14:40:54.815

(21) Rupert IVEY

1	2:12.754	+10.773	14:30:58.524
2	2:02.816	+0.835	14:33:01.340
3	2:04.258	+2.277	14:35:05.598
4	2:01.981		14:37:07.579
5	2:02.048	+0.067	14:39:09.627
6	2:02.805	+0.824	14:41:12.432

Lap Lap Tm Diff Time of Day

Lap Lap Tm Diff Time of Day

Clerk of the Course

Orbits 4

Sig. Time

Chief Timekeeper - Ian Sharp SMART

www.amb-it.com

Weather Track

www.mylaps.com

Licensed to: SMART

BRSCC Mighty Mini Championshi[

Cadwell Park 2.173 Miles

Race 4 - Round 1

18/04/2009 14:20

Race (20:00 Time) started at 14:28:39

Competitors	Laps											
	0	1	2	3	4	5	6	7	8	9	10	
Ian SLARK (11)	1	11	42	42	42	11	11	11	11	11	11	42
Christopher MORGAN (42)	2	42	11	11	11	42	42	42	42	42	42	11
James LYFORD (48)	3	48	24	24	24	24	24	24	24	24	24	24
Louise INCH (24)	4	24	23	48	48	48	48	48	48	48	48	48
Mark BURNETT (23)	5	23	2	76	76	23	23	23	23	23	23	23
Adrian TUCKLEY (55)	6	55	48	23	23	76	2	2	2	2	2	2
David BERNEY (2)	7	2	76	2	2	2	76	76	55	55	55	55
Jo POLLEY (76)	8	76	55	55	55	55	55	76	76	76	76	76
David HOLMES (4)	9	4	4	4	4	4	4	4	10	10	73	73
Peter BONAS (6)	10	6	22	56	10	10	10	10	6	73	10	6
Stuart COOMBS (10)	11	10	56	10	56	56	6	6	73	6	6	10
Steve MILES (73)	12	73	10	6	6	6	73	73	56	56	56	56
Simon TUCKLEY (56)	13	56	73	22	73	73	56	56	19	19	19	19
Rupert IVEY (21)	14	21	6	21	21	21	21	19	32	32	32	32
David RUMBELLOW (19)	15	19	21	73	19	19	19	21	22	22	22	22
Verity PHILLIPS (22)	16	22	19	19	32	32	32	32	28	28	28	28
Stephen ROSE (28)	17	28	28	28	28	22	22	22	78	78	78	78
Holly REID (32)	18	32	32	32	22	28	28	28	16	16	16	
Charlie BRISKER (78)	19	78	78	78	78	78	78	78				
Sheila HASSALL (16)	20	16	16	16	16	16	16	16				

Motorlawyers Fiat Racing Challenge

Cadwell Park 2.173 Miles

Race 5 - Round 1

18/04/2009 14:55

Race (20:00 Time) started at 15:00:16

Pos	No.	Name	Make/Model	CC	Class Cc	Laps	Total Tm	Diff	Best Tm 1 Lap	Best Spd
1	11	Steve TWIST	Fiat Uno	1300	FR	11	20:25.297		1:49.082	71.715
2	2	Jason GREATREX	Fiat Punto	1300	FR	11	20:32.124	6.827	1:49.793	71.250
3	46	Kristofer GREATREX	Fiat Punto	1800	FR	11	20:33.207	7.910	1:49.689	71.318
4	12	James LEVY	Fiat Punto	1800	FR	11	20:33.544	8.247	1:49.817	71.235
5	1	Simon McFIE	Fiat Punto	1300	FR	11	20:33.874	8.577	1:49.984	71.127
6	86	Mark SMITH	Fiat Uno	1300	FR	11	20:34.809	9.512	1:49.967	71.138
7	49	Vic CRAVEN	Fiat Uno	1300	FR	11	20:59.966	34.669	1:52.334	69.639
8	53	Mark SNELLING	Fiat Uno	1800	FR	11	21:00.949	35.652	1:52.657	69.439
9	4	Chris McFIE	Fiat Uno	1300	FR	11	21:16.451	51.154	1:52.935	69.268
10	47	Steve TOWNSEND	Fiat Punto	1800	FR	11	21:19.949	54.652	1:53.232	69.086
11	76	Simon EDWARDS	Fiat Uno	1300	FR	11	21:20.249	54.952	1:53.099	69.168
12	79	Roger ESP	Fiat Uno	1300	FR	10	21:18.746	1 Lap	2:02.056	64.092
13	58	Alan JONES	Fiat Uno	1300	FR	10	21:47.662	1 Lap	1:59.245	65.603

Not classified (80% = 8 Laps)

75	Neil SELLERS	Fiat Punto	1800	FR	6	12:03.095	DNF	1:55.808	4	67.550
----	--------------	------------	------	----	---	-----------	-----	----------	---	--------

Margin of Victory	Avg. Speed	Best Lap Tm	Best Spd	Best Lap by
6.827	70.229	1:49.082	71.715	11 - Steve TWIST

Clerk of the Course

Orbits 4

Sig. Time
 Chief Timekeeper - Ian Sharp SMART

www.amb-it.com
 www.mylaps.com

Weather Track

Licensed to: SMART

BRSCC Raceday

Motorlawyers Fiat Racing Challenge

Cadwell Park 2.173 Miles

Race 5 - Round 1

18/04/2009 14:55

Race (20:00 Time) started at 15:00:16

Lap	Lap Tm	Diff	Time of Day
(11) Steve TWIST			
1	1:58.876	+9.794	15:02:18.628
2	1:51.190	+2.108	15:04:09.818
3	1:49.870	+0.788	15:05:59.688
4	1:49.797	+0.715	15:07:49.485
5	1:49.082		15:09:38.567
6	1:50.610	+1.528	15:11:29.177
7	1:50.238	+1.156	15:13:19.415
8	1:49.885	+0.803	15:15:09.300
9	1:50.079	+0.997	15:16:59.379
10	1:50.520	+1.438	15:18:49.899
11	1:51.731	+2.649	15:20:41.630

Lap	Lap Tm	Diff	Time of Day
(2) Jason GREATREX			
1	1:59.653	+9.860	15:02:19.957
2	1:52.054	+2.261	15:04:12.011
3	1:51.706	+1.913	15:06:03.717
4	1:50.415	+0.622	15:07:54.132
5	1:50.533	+0.740	15:09:44.665
6	1:50.174	+0.381	15:11:34.839
7	1:49.793		15:13:24.632
8	1:50.483	+0.690	15:15:15.115
9	1:50.947	+1.154	15:17:06.062
10	1:50.913	+1.120	15:18:56.975
11	1:51.482	+1.689	15:20:48.457

Lap	Lap Tm	Diff	Time of Day
(46) Kristofer GREATREX			
1	1:56.714	+7.025	15:02:17.073
2	1:54.156	+4.467	15:04:11.229
3	1:51.183	+1.494	15:06:02.412
4	1:50.494	+0.805	15:07:52.906
5	1:49.689		15:09:42.595
6	1:50.235	+0.546	15:11:32.830
7	1:50.146	+0.457	15:13:22.976
8	1:51.898	+2.209	15:15:14.874
9	1:52.048	+2.359	15:17:06.922
10	1:51.756	+2.067	15:18:58.678
11	1:50.862	+1.173	15:20:49.540

Lap	Lap Tm	Diff	Time of Day
(12) James LEVY			
1	1:58.815	+8.998	15:02:18.859
2	1:51.900	+2.083	15:04:10.759
3	1:50.862	+1.045	15:06:01.621
4	1:49.817		15:07:51.438
5	1:49.966	+0.149	15:09:41.404
6	1:50.424	+0.607	15:11:31.828
7	1:50.557	+0.740	15:13:22.385
8	1:54.920	+5.103	15:15:17.305
9	1:49.959	+0.142	15:17:07.264
10	1:51.385	+1.568	15:18:58.649
11	1:51.228	+1.411	15:20:49.877

Lap	Lap Tm	Diff	Time of Day
(1) Simon McFIE			
1	2:00.658	+10.674	15:02:21.823
2	1:52.402	+2.418	15:04:14.225
3	1:50.550	+0.566	15:06:04.775
4	1:50.202	+0.218	15:07:54.977
5	1:50.225	+0.241	15:09:45.202
6	1:49.984		15:11:35.186
7	1:50.908	+0.924	15:13:26.094
8	1:51.576	+1.592	15:15:17.670
9	1:50.002	+0.018	15:17:07.672
10	1:51.394	+1.410	15:18:59.066
11	1:51.141	+1.157	15:20:50.207

Lap	Lap Tm	Diff	Time of Day
(86) Mark SMITH			
1	1:58.955	+8.988	15:02:20.208
2	1:52.287	+2.320	15:04:12.495
3	1:51.508	+1.541	15:06:04.003
4	1:50.579	+0.612	15:07:54.582
5	1:50.921	+0.954	15:09:45.503
6	1:50.059	+0.092	15:11:35.562
7	1:51.232	+1.265	15:13:26.794
8	1:51.407	+1.440	15:15:18.201
9	1:49.967		15:17:08.168
10	1:51.093	+1.126	15:18:59.261
11	1:51.881	+1.914	15:20:51.142

Lap	Lap Tm	Diff	Time of Day
(49) Vic CRAVEN			
1	1:59.771	+7.437	15:02:21.468
2	1:56.143	+3.809	15:04:17.611
3	1:53.702	+1.368	15:06:11.313
4	1:53.499	+1.165	15:08:04.812
5	1:53.304	+0.970	15:09:58.116
6	1:53.529	+1.195	15:11:51.645
7	1:53.447	+1.113	15:13:45.092
8	1:52.794	+0.460	15:15:37.886
9	1:52.676	+0.342	15:17:30.562
10	1:53.403	+1.069	15:19:23.965
11	1:52.334		15:21:16.299

Lap	Lap Tm	Diff	Time of Day
(53) Mark SNELLING			
1	2:01.021	+8.364	15:02:22.815
2	1:55.554	+2.897	15:04:18.369
3	1:53.803	+1.146	15:06:12.172
4	1:53.650	+0.993	15:08:05.822
5	1:52.943	+0.286	15:09:58.765
6	1:53.399	+0.742	15:11:52.164
7	1:53.559	+0.902	15:13:45.723
8	1:52.657		15:15:38.380
9	1:52.771	+0.114	15:17:31.151
10	1:53.410	+0.753	15:19:24.561
11	1:52.721	+0.064	15:21:17.282

Lap	Lap Tm	Diff	Time of Day
(4) Chris McFIE			
1	2:03.652	+10.717	15:02:26.853
2	1:56.505	+3.570	15:04:23.358
3	1:55.954	+3.019	15:06:19.312
4	1:55.158	+2.223	15:08:14.470
5	1:55.806	+2.871	15:10:10.276
6	1:56.411	+3.476	15:12:06.687
7	1:53.476	+0.541	15:14:00.163
8	1:53.242	+0.307	15:15:53.405
9	1:53.107	+0.172	15:17:46.512
10	1:53.337	+0.402	15:19:39.849
11	1:52.935		15:21:32.784

Lap	Lap Tm	Diff	Time of Day
(47) Steve TOWNSEND			
1	2:03.121	+9.889	15:02:25.757
2	1:57.092	+3.860	15:04:22.849
3	1:55.340	+2.108	15:06:18.189
4	1:55.981	+2.749	15:08:14.170
5	1:55.884	+2.652	15:10:10.054
6	1:56.069	+2.837	15:12:06.123
7	1:54.463	+1.231	15:14:00.586
8	1:54.677	+1.445	15:15:55.263
9	1:53.606	+0.374	15:17:48.869
10	1:54.181	+0.949	15:19:43.050
11	1:53.232		15:21:36.282

Lap	Lap Tm	Diff	Time of Day
(76) Simon EDWARDS			

Lap	Lap Tm	Diff	Time of Day
1	2:03.822	+10.723	15:02:26.692
2	1:56.469	+3.370	15:04:23.161
3	1:56.524	+3.425	15:06:19.685
4	1:55.168	+2.069	15:08:14.853
5	1:55.945	+2.846	15:10:10.798
6	1:56.900	+3.801	15:12:07.698
7	1:53.209	+0.110	15:14:00.907
8	1:54.613	+1.514	15:15:55.520
9	1:53.837	+0.738	15:17:49.357
10	1:54.126	+1.027	15:19:43.483
11	1:53.099		15:21:36.582

Lap	Lap Tm	Diff	Time of Day
(79) Roger ESP			
1	2:14.731	+12.675	15:02:38.708
2	2:11.005	+8.949	15:04:49.713
3	2:09.934	+7.878	15:06:59.647
4	2:07.201	+5.145	15:09:06.848
5	2:06.671	+4.615	15:11:13.519
6	2:05.683	+3.627	15:13:19.202
7	2:05.792	+3.736	15:15:24.994
8	2:03.949	+1.893	15:17:28.943
9	2:04.080	+2.024	15:19:33.023
10	2:02.056		15:21:35.079

Lap	Lap Tm	Diff	Time of Day
(58) Alan JONES			
1	2:04.878	+5.633	15:02:28.894
2	1:59.245		15:04:28.139
3	2:34.475	+35.230	15:07:02.614
4	2:12.705	+13.460	15:09:15.319
5	2:08.602	+9.357	15:11:23.921
6	2:12.489	+13.244	15:13:36.410
7	2:07.781	+8.536	15:15:44.191
8	2:08.980	+9.735	15:17:53.171
9	2:05.948	+6.703	15:19:59.119
10	2:04.876	+5.631	15:22:03.995

Lap	Lap Tm	Diff	Time of Day
(75) Neil SELLERS			
1	2:03.036	+7.228	15:02:25.463
2	1:56.357	+0.549	15:04:21.820
3	1:55.895	+0.087	15:06:17.715
4	1:55.808		15:08:13.523
5	1:56.105	+0.297	15:10:09.628
6	2:09.800	+13.992	15:12:19.428

Clerk of the Course

Orbits 4

Sig. Time
 Chief Timekeeper - Ian Sharp SMART
 Weather Track

www.amb-it.com
 www.mylaps.com
 Licensed to: SMART

Motorlawyers Fiat Racing Challenge

Cadwell Park 2.173 Miles

Race 5 - Round 1

18/04/2009 14:55

Race (20:00 Time) started at 15:00:16

Competitors	Laps											
	0	1	2	3	4	5	6	7	8	9	10	11
Steve TWIST (11)	1	11	46	11	11	11	11	11	11	11	11	11
James LEVY (12)	2	12	11	12	12	12	12	12	46	2	2	2
Jason GREATREX (2)	3	2	12	46	46	46	46	46	2	46	12	46
Kristofer GREATREX (46)	4	46	2	2	2	2	2	2	12	12	46	12
Simon McFIE (1)	5	1	86	86	86	86	1	1	1	1	1	1
Mark SMITH (86)	6	86	49	1	1	1	86	86	86	86	86	86
Vic CRAVEN (49)	7	49	1	49	49	49	49	49	49	49	49	49
Mark SNELLING (53)	8	53	53	53	53	53	53	53	53	53	53	53
Neil SELLERS (75)	9	75	75	75	75	75	47	4	4	4	4	4
Steve TOWNSEND (47)	10	47	47	47	47	47	4	47	47	47	47	47
Simon EDWARDS (76)	11	76	76	76	4	4	4	76	76	76	76	76
Chris McFIE (4)	12	4	4	4	76	76	76	75	79	79	79	79
Roger ESP (79)	13	79	58	58	79	79	79	79	58	58	58	58
Alan JONES (58)	14	58	79	79	58	58	58	58				

BRSCC Raceday


Motorlawyers Fiat Racing Challenge

Cadwell Park 2.173 Miles

Race 10 - Round 2

18/04/2009 17:40

Race (20:00 Time) started at 17:56:49



POLE POSITION

1	1 11 Steve TWIST 11	2 2 Jason GREATREX 11
2	3 46 Kristofer GREATREX 11	4 12 James LEVY 11
3	5 1 Simon McFIE 11	6 86 Mark SMITH 11
4	7 49 Vic CRAVEN 11	8 53 Mark SNELLING 11
5	9 4 Chris McFIE 11	10 47 Steve TOWNSEND 11
6	11 76 Simon EDWARDS 11	12 79 Roger ESP 10
7	13 58 Alan JONES 10	14 75 Neil SELLERS 6

Clerk of the Course

Orbits 4

Sig. Time
Chief Timekeeper - Ian Sharp SMART
Weather Track

www.amb-it.com
www.mylaps.com
Licensed to: SMART

BRSCC Super Mighty Mini Championship

Cadwell Park 2.173 Miles

Race 6 - Round 1

18/04/2009 15:25

Race (20:00 Time) started at 15:30:34

Pos	No.	Name	Make/Model	CC	Class	Laps	Total Tm	Diff	Best Tm 1 Lap	Best Spd
1	11	Neven KIRKPATRICK	Rover Mini Cooper	1300	SMM	11	20:44.806		1:51.305	70.283
2	10	David KIRKPATRICK	Rover Mini Cooper	1300	SMM	11	20:45.067	0.261	1:51.541	70.134
3	44	Ben SEYFRIED	Rover Mini Cooper	1300	SMM	11	20:48.410	3.604	1:51.917	69.898
4	51	Elliot STAFFORD	Rover Mini Cooper	1300	SMM	11	20:49.117	4.311	1:51.188	70.357
5	12	James YOUNG	Rover Mini Cooper	1275	SMM	11	20:53.662	8.856	1:51.547	70.130
6	77	Peter CREWES	Rover Mini Cooper	1300	SMM	11	20:54.309	9.503	1:51.865	69.931
7	7	Dave REES	Rover Mini Cooper	1275	SMM	11	20:55.609	10.803	1:52.106	69.780
8	15	Neil SLARK	Rover Mini Cooper	1300	SMM	11	21:01.874	17.068	1:52.059	69.810
9	71	Tim HARBER	Rover Mini Cooper	1275	SMM	11	21:06.017	21.211	1:52.246	69.693
10	1	Patrick FORD	Rover Mini Cooper	1300	SMM	11	21:06.364	21.558	1:51.331	70.266
11	9	Bob BENNETTS	Rover Mini Cooper	1300	SMM	11	21:07.611	22.805	1:52.381	69.610
12	49	Roger PHILLIPS	Rover Mini Cooper	1300	SMM	11	21:12.723	27.917	1:52.536	69.514
13	8	Scott KENDALL	Rover Mini Cooper	1300	SMM	11	21:33.588	48.782	1:51.731	70.015
14	6	Mark JONES	Rover Mini Cooper	1300	SMM	11	21:34.046	49.240	1:53.356	69.011
15	33	Neil FEARNLEY	Rover Mini Cooper	1300	SMM	11	21:38.059	53.253	1:54.061	68.584
16	66	Caroline GILBERT	Rover Mini Cooper	1275	SMM	11	21:48.485	1:03.679	1:56.548	67.121
17	68	David HALE	Rover Mini Cooper	1300	SMM	11	22:58.950	2:14.144	1:51.884	69.919
18	57	Ben BENSKIN	Rover Mini Cooper	1275	SMM	10	21:36.911	1 Lap	2:04.937	62.614

Not classified (80% = 8 Laps)

41	Alex COMIS	Rover Mini Cooper	1300	SMM	10	19:09.291	DNF	1:52.413	5	69.590
31	Steve DAWSON	Rover Mini Cooper	1300	SMM			DNS		0	-

Announcements

New Track Record (1:51.188) for Mighty Mini S by Elliot STAFFORD.

Margin of Victory	Avg. Speed	Best Lap Tm	Best Spd	Best Lap by
0.261	69.128	1:51.188	70.357	51 - Elliot STAFFORD

Clerk of the Course

Orbits 4

Sig. Time
 Chief Timekeeper - Ian Sharp SMART

www.amb-it.com
 www.mylaps.com

Weather Track

Licensed to: SMART

BRSCC Raceday

BRSCC Super Mighty Mini Championship

Cadwell Park 2.173 Miles

Race 6 - Round 1

18/04/2009 15:25

Race (20:00 Time) started at 15:30:34

Lap	Lap Tm	Diff	Time of Day
(11) Neven KIRKPATRICK			
1	1:59.454	+8.149	15:32:41.210
2	1:51.667	+0.362	15:34:32.877
3	1:51.305		15:36:24.182
4	1:51.510	+0.205	15:38:15.692
5	1:53.020	+1.715	15:40:08.712
6	1:51.540	+0.235	15:42:00.252
7	1:52.093	+0.788	15:43:52.345
8	1:51.419	+0.114	15:45:43.764
9	1:52.121	+0.816	15:47:35.885
10	1:51.846	+0.541	15:49:27.731
11	1:51.901	+0.596	15:51:19.632

(10) David KIRKPATRICK			
1	1:57.291	+5.750	15:32:37.823
2	1:52.242	+0.701	15:34:30.065
3	1:51.959	+0.418	15:36:22.024
4	1:52.057	+0.516	15:38:14.081
5	1:53.604	+2.063	15:40:07.685
6	1:52.171	+0.630	15:41:59.856
7	1:52.752	+1.211	15:43:52.608
8	1:51.541		15:45:44.149
9	1:52.180	+0.639	15:47:36.329
10	1:51.818	+0.277	15:49:28.147
11	1:51.746	+0.205	15:51:19.893

(44) Ben SEYFRIED			
1	1:57.639	+5.722	15:32:38.782
2	1:51.980	+0.063	15:34:30.762
3	1:51.917		15:36:22.679
4	1:52.293	+0.376	15:38:14.972
5	1:53.316	+1.399	15:40:08.288
6	1:52.469	+0.552	15:42:00.757
7	1:52.300	+0.383	15:43:53.057
8	1:51.954	+0.037	15:45:45.011
9	1:52.395	+0.478	15:47:37.406
10	1:52.798	+0.881	15:49:30.204
11	1:53.032	+1.115	15:51:23.236

(51) Elliot STAFFORD			
1	2:01.360	+10.172	15:32:42.574
2	1:52.127	+0.939	15:34:34.701
3	1:52.288	+1.100	15:36:26.989
4	1:51.188		15:38:18.177
5	1:52.196	+1.008	15:40:10.373
6	1:53.958	+2.770	15:42:04.331
7	1:52.585	+1.397	15:43:56.916
8	1:51.782	+0.594	15:45:48.698
9	1:51.751	+0.563	15:47:40.449
10	1:51.710	+0.522	15:49:32.159
11	1:51.784	+0.596	15:51:23.943

(12) James YOUNG			
1	2:00.648	+9.101	15:32:43.403
2	1:52.244	+0.697	15:34:35.647
3	1:52.855	+1.308	15:36:28.502
4	1:52.117	+0.570	15:38:20.619
5	1:51.735	+0.188	15:40:12.354
6	1:52.543	+0.996	15:42:04.897
7	1:52.811	+1.264	15:43:57.708
8	1:51.547		15:45:49.255
9	1:52.916	+1.369	15:47:42.171
10	1:52.899	+1.352	15:49:35.070
11	1:53.418	+1.871	15:51:28.488

(77) Peter CREWES			
1	2:01.364	+9.499	15:32:43.798
2	1:52.654	+0.789	15:34:36.452
3	1:52.444	+0.579	15:36:28.896
4	1:52.583	+0.718	15:38:21.479
5	1:52.312	+0.447	15:40:13.791
6	1:52.334	+0.469	15:42:06.125
7	1:52.006	+0.141	15:43:58.131
8	1:51.865		15:45:49.996
9	1:52.877	+1.012	15:47:42.873
10	1:52.754	+0.889	15:49:35.627
11	1:53.508	+1.643	15:51:29.135

(7) Dave REES			
1	2:01.017	+8.911	15:32:43.983
2	1:52.695	+0.589	15:34:36.678
3	1:52.674	+0.568	15:36:29.352
4	1:52.448	+0.342	15:38:21.800
5	1:52.443	+0.337	15:40:14.243
6	1:53.947	+1.841	15:42:08.190
7	1:53.104	+0.998	15:44:01.294
8	1:52.373	+0.267	15:45:53.667
9	1:52.371	+0.265	15:47:46.038
10	1:52.291	+0.185	15:49:38.329
11	1:52.106		15:51:30.435

(15) Neil SLARK			
1	2:01.162	+9.103	15:32:44.625
2	1:53.543	+1.484	15:34:38.168
3	1:52.769	+0.710	15:36:30.937
4	1:52.059		15:38:22.996
5	1:52.142	+0.083	15:40:15.138
6	1:53.941	+1.882	15:42:09.079
7	1:56.242	+4.183	15:44:05.321
8	1:53.677	+1.618	15:45:58.998
9	1:52.615	+0.556	15:47:51.613
10	1:52.136	+0.077	15:49:43.749
11	1:52.951	+0.892	15:51:36.700

(71) Tim HARBUR			
1	2:02.393	+10.147	15:32:46.229
2	1:52.647	+0.401	15:34:38.876
3	1:54.408	+2.162	15:36:33.284
4	1:53.228	+0.982	15:38:26.512
5	1:52.246		15:40:18.758
6	1:54.214	+1.968	15:42:12.972
7	1:52.696	+0.450	15:44:05.668
8	1:53.717	+1.471	15:45:59.385
9	1:53.835	+1.589	15:47:53.220
10	1:52.759	+0.513	15:49:45.979
11	1:54.864	+2.618	15:51:40.843

(1) Patrick FORD			
1	1:59.551	+8.220	15:32:42.103
2	1:51.331		15:34:33.434
3	1:51.524	+0.193	15:36:24.958
4	1:51.682	+0.351	15:38:16.640
5	1:53.687	+2.356	15:40:10.327
6	2:07.370	+16.039	15:42:17.697
7	1:53.425	+2.094	15:44:11.122
8	1:52.154	+0.823	15:46:03.276
9	1:52.570	+1.239	15:47:55.846
10	1:52.498	+1.167	15:49:48.344
11	1:52.846	+1.515	15:51:41.190

(9) Bob BENNETTS			
-------------------------	--	--	--

Lap	Lap Tm	Diff	Time of Day
1	1:59.218	+6.837	15:32:41.727
2	1:52.569	+0.188	15:34:34.296
3	1:52.381		15:36:26.677
4	1:53.160	+0.779	15:38:19.837
5	1:53.500	+1.119	15:40:13.337
6	1:53.744	+1.363	15:42:07.081
7	1:58.117	+5.736	15:44:05.198
8	1:53.731	+1.350	15:45:58.929
9	1:55.043	+2.662	15:47:53.972
10	1:53.810	+1.429	15:49:47.782
11	1:54.655	+2.274	15:51:42.437

(49) Roger PHILLIPS			
1	2:01.354	+8.818	15:32:45.429
2	1:53.368	+0.832	15:34:38.797
3	1:57.399	+4.863	15:36:36.196
4	1:53.077	+0.541	15:38:29.273
5	1:53.015	+0.479	15:40:22.288
6	1:54.134	+1.598	15:42:16.422
7	1:53.367	+0.831	15:44:09.789
8	1:53.157	+0.621	15:46:02.946
9	1:52.715	+0.179	15:47:55.661
10	1:52.536		15:49:48.197
11	1:59.352	+6.816	15:51:47.549

(8) Scott KENDALL			
1	1:57.278	+5.547	15:32:37.332
2	1:51.994	+0.263	15:34:29.326
3	1:52.373	+0.642	15:36:21.699
4	1:52.781	+1.050	15:38:14.480
5	1:52.938	+1.207	15:40:07.418
6	1:51.958	+0.227	15:41:59.376
7	1:51.731		15:43:51.107
8	1:52.062	+0.331	15:45:43.169
9	1:52.092	+0.361	15:47:35.261
10	1:51.978	+0.247	15:49:27.239
11	2:41.175	+49.444	15:52:08.414

(6) Mark JONES			
1	2:02.096	+8.740	15:32:46.545
2	1:54.662	+1.306	15:34:41.207
3	1:55.390	+2.034	15:36:36.597
4	1:53.356		15:38:29.953
5	1:53.961	+0.605	15:40:23.914
6	1:55.092	+1.736	15:42:19.006
7	1:55.103	+1.747	15:44:14.109
8	1:54.975	+1.619	15:46:09.084
9	1:55.241	+1.885	15:48:04.325
10	1:58.067	+4.711	15:50:02.392
11	2:06.480	+13.124	15:52:08.872

(33) Neil FEARNLEY			
1	2:01.778	+7.717	15:32:46.643
2	1:54.061		15:34:40.704
3	1:56.188	+2.127	15:36:36.892
4	1:54.582	+0.521	15:38:31.474
5	1:54.879	+0.818	15:40:26.353
6	1:56.791	+2.730	15:42:23.144
7	1:56.284	+2.223	15:44:19.428
8	1:58.523	+4.462	15:46:17.951
9	1:57.072	+3.011	15:48:15.023
10	1:57.138	+3.077	15:50:12.161
11	2:00.724	+6.663	15:52:12.885

(66) Caroline GILBERT			
1	2:03.840	+7.292	15:32:48.575

Clerk of the Course

Orbits 4

Sig. Time
Chief Timekeeper - Ian Sharp SMART
Weather Track

www.amb-it.com
www.mylaps.com
Licensed to: SMART

BRSCC Raceday

BRSCC Super Mighty Mini Championship

Cadwell Park 2.173 Miles

Race 6 - Round 1

18/04/2009 15:25

Race (20:00 Time) started at 15:30:34

Lap	Lap Tm	Diff	Time of Day
2	1:57.099	+0.551	15:34:45.674
3	1:56.950	+0.402	15:36:42.624
4	1:56.548		15:38:39.172
5	1:57.147	+0.599	15:40:36.319
6	1:57.963	+1.415	15:42:34.282
7	1:56.948	+0.400	15:44:31.230
8	1:56.812	+0.264	15:46:28.042
9	1:58.283	+1.735	15:48:26.325
10	1:58.879	+2.331	15:50:25.204
11	1:58.107	+1.559	15:52:23.311

(68) David HALE

Lap	Lap Tm	Diff	Time of Day
1	1:57.612	+5.728	15:32:39.247
2	1:52.182	+0.298	15:34:31.429
3	1:51.884		15:36:23.313
4	1:52.113	+0.229	15:38:15.426
5	1:54.093	+2.209	15:40:09.519
6	2:03.375	+11.491	15:42:12.894
7	2:04.679	+12.795	15:44:17.573
8	2:09.956	+18.072	15:46:27.529
9	2:15.735	+23.851	15:48:43.264
10	2:24.763	+32.879	15:51:08.027
11	2:25.749	+33.865	15:53:33.776

(57) Ben BENSKIN

Lap	Lap Tm	Diff	Time of Day
1	2:09.070	+4.133	15:32:54.499
2	2:07.037	+2.100	15:35:01.536
3	2:06.779	+1.842	15:37:08.315
4	2:06.277	+1.340	15:39:14.592
5	2:07.157	+2.220	15:41:21.749
6	2:04.937		15:43:26.686
7	2:05.824	+0.887	15:45:32.510
8	2:05.936	+0.999	15:47:38.446
9	2:05.588	+0.651	15:49:44.034
10	2:27.703	+22.766	15:52:11.737

(41) Alex COMIS

Lap	Lap Tm	Diff	Time of Day
1	2:00.792	+8.379	15:32:44.132
2	1:53.054	+0.641	15:34:37.186
3	1:52.608	+0.195	15:36:29.794
4	1:52.541	+0.128	15:38:22.335
5	1:52.413		15:40:14.748
6	1:53.981	+1.568	15:42:08.729
7	1:55.736	+3.323	15:44:04.465
8	1:53.362	+0.949	15:45:57.827
9	1:53.608	+1.195	15:47:51.435
10	1:52.682	+0.269	15:49:44.117

Lap	Lap Tm	Diff	Time of Day
-----	--------	------	-------------

Lap	Lap Tm	Diff	Time of Day
-----	--------	------	-------------

Clerk of the Course

Orbits 4

Sig. Time
Chief Timekeeper - Ian Sharp SMART

www.amb-it.com
www.mylaps.com
Licensed to: SMART

Weather Track

Printed: 19/04/2009 16:55:46

Page 2/2

BRSCC Super Mighty Mini Championship

Cadwell Park 2.173 Miles

Race 6 - Round 1

18/04/2009 15:25

Race (20:00 Time) started at 15:30:34

Competitors	Laps											
	0	1	2	3	4	5	6	7	8	9	10	11
Scott KENDALL (8)	1	8	8	8	8	10	8	8	8	8	8	11
David KIRKPATRICK (10)	2	10	10	10	10	8	10	10	11	11	11	10
Ben SEYFRIED (44)	3	44	44	44	44	44	44	11	10	10	10	44
Elliot STAFFORD (51)	4	51	68	68	68	68	11	44	44	44	44	51
David HALE (68)	5	68	11	11	11	11	68	51	51	51	51	12
Neven KIRKPATRICK (11)	6	11	9	1	1	1	1	12	12	12	12	77
Peter CREWES (77)	7	77	1	9	9	51	51	77	77	77	77	7
Bob BENNETTS (9)	8	9	51	51	51	9	12	9	7	7	7	15
Patrick FORD (1)	9	1	12	12	12	12	9	7	41	41	41	71
James YOUNG (12)	10	12	77	77	77	77	77	41	9	9	15	1
Dave REES (7)	11	7	7	7	7	7	7	15	15	15	71	9
Alex COMIS (41)	12	41	41	41	41	41	41	68	71	71	9	49
Neil SLARK (15)	13	15	15	15	15	15	15	71	49	49	49	8
Tim HARBER (71)	14	71	49	49	71	71	71	49	1	1	1	6
Roger PHILLIPS (49)	15	49	71	71	49	49	49	1	6	6	6	33
Mark JONES (6)	16	6	6	33	6	6	6	6	68	33	33	66
Caroline GILBERT (66)	17	66	33	6	33	33	33	33	33	68	66	68
Neil FEARNLEY (33)	18	33	66	66	66	66	66	66	66	66	68	68
Ben BENSKIN (57)	19	57	57	57	57	57	57	57	57	57	57	57
-	20											

BRSCC Raceday

Sorted on Laps

Mazda MX5 Championship

Cadwell Park 2.173 Miles

Race 7 - Round 4

18/04/2009 16:00

Race (25:00 Time) started at 16:05:16

Pos	No.	Name	Make/Model	CC	Class	Laps	Total Tm	Diff	Best Tm	Lap	Best Spd
1	2	Tom ROCHE	Mazda MX5	1600	MX5	14	25:30.768		1:47.705	13	72.632
2	33	Robert BOSTON	Mazda MX5	1600	MX5	14	25:30.868	0.100	1:47.627	13	72.684
3	1	Jonathan GREENSMITH	Mazda MX5	1600	MX5	14	25:31.552	0.784	1:47.768	13	72.589
4	18	Paul SHEARD	Mazda MX5	1600	MX5	14	25:32.062	1.294	1:47.905	13	72.497
5	32	Charles PLUMLEY	Mazda MX5	1600	MX5	14	25:41.843	11.075	1:47.668	12	72.657
6	10	Steve GREENSMITH	Mazda MX5	1600	MX5	14	25:45.430	14.662	1:48.831	14	71.880
7	3	Carl POWELL	Mazda MX5	1600	MX5	14	25:46.704	15.936	1:48.740	11	71.940
8	6	Alyn ROBSON	Mazda MX5	1600	MX5	14	25:50.541	19.773	1:48.529	9	72.080
9	72	Andrew CLARKSON	Mazda MX5	1600	MX5	14	25:51.000	20.232	1:49.095	11	71.706
10	69	Matthew ROBINSON	Mazda MX5	1600	MX5	14	25:52.130	21.362	1:48.874	4	71.852
11	28	Scott KIRLEW	Mazda MX5	1600	MX5	14	25:56.356	25.588	1:48.292	12	72.238
12	0	Alex HODGKINSON	Mazda MX5	1600	MX5	14	26:01.031	30.263	1:48.926	6	71.818
13	55	Martin STEVENSON	Mazda MX5	1600	MX5	14	26:02.370	31.602	1:49.391	12	71.512
14	51	Ben ROBINSON	Mazda MX5	1600	MX5	14	26:14.139	43.371	1:50.993	6	70.480
15	56	Chris ROWLINSON	Mazda MX5	1600	MX5	14	26:14.524	43.756	1:50.333	13	70.902
16	22	Jennifer GARRETT	Mazda MX5	1600	MX5	14	26:15.777	45.009	1:51.039	14	70.451
17	50	Andy COOMBS	Mazda MX5	1600	MX5	14	26:19.006	48.238	1:49.912	7	71.173
18	99	Jonathon BLAKE	Mazda MX5	1600	MX5	14	26:23.543	52.775	1:50.301	14	70.922
19	88	Simon McALPINE	Mazda MX5	1600	MX5	14	26:23.909	53.141	1:49.951	4	71.148
20	7	Kevin MIDDLETON	Mazda MX5	1600	MX5	14	26:35.802	1:05.034	1:51.720	10	70.021
21	20	Chris LOVETT	Mazda MX5	1600	MX5	14	26:39.269	1:08.501	1:52.289	6	69.667
22	11	Ryan CEFFERTY	Mazda MX5	1600	MX5	14	26:42.737	1:11.969	1:51.565	10	70.119
23	23	Martin TOLLEY	Mazda MX5	1600	MX5	13	25:33.040	1 Lap	1:53.397	8	68.986
24	44	Giuseppe RICOTTA	Mazda MX5	1600	MX5	13	25:38.388	1 Lap	1:54.427	13	68.365
25	13	Scott LEACH	Mazda MX5	1600	MX5	13	25:40.356	1 Lap	1:54.031	13	68.602

Not classified (80% = 11 Laps)

96	Mark PIERPOINT	Mazda MX5	1600	MX5	13	24:27.590	DNF	1:50.965	5	70.498
46	Graham GROVE	Mazda MX5	1600	MX5	13	24:28.576	DNF	1:49.960	12	71.142
24	Derek BROOK	Mazda MX5	1600	MX5	6	11:37.158	DNF	1:51.858	4	69.935

Margin of Victory	Avg. Speed	Best Lap Tm	Best Spd	Best Lap by
0.100	71.545	1:47.627	72.684	33 - Robert BOSTON

Clerk of the Course

Orbits 4

Sig. Time
 Chief Timekeeper - Ian Sharp SMART

www.amb-it.com
 www.mylaps.com

Weather Track

Licensed to: SMART

Printed: 19/04/2009 17:04:46

BRSCC Raceday

Ma5da MX5 Championship

Cadwell Park 2.173 Miles

Race 7 - Round 4

18/04/2009 16:00

Race (25:00 Time) started at 16:05:16

Lap	Lap Tm	Diff	Time of Day
(2) Tom ROCHE			
1	1:55.985	+8.280	16:07:15.062
2	1:47.853	+0.148	16:09:02.915
3	1:50.405	+2.700	16:10:53.320
4	1:48.946	+1.241	16:12:42.266
5	1:49.122	+1.417	16:14:31.388
6	1:48.654	+0.949	16:16:20.042
7	1:47.755	+0.050	16:18:07.797
8	1:48.919	+1.214	16:19:56.716
9	1:49.480	+1.775	16:21:46.196
10	1:48.733	+1.028	16:23:34.929
11	1:48.188	+0.483	16:25:23.117
12	1:48.054	+0.349	16:27:11.171
13	1:47.705		16:28:58.876
14	1:48.889	+1.184	16:30:47.765

(33) Robert BOSTON			
1	1:55.844	+8.217	16:07:15.033
2	1:48.554	+0.927	16:09:03.587
3	1:50.099	+2.472	16:10:53.686
4	1:48.274	+0.647	16:12:41.960
5	1:49.075	+1.448	16:14:31.035
6	1:49.325	+1.698	16:16:20.360
7	1:48.117	+0.490	16:18:08.477
8	1:48.342	+0.715	16:19:56.819
9	1:49.086	+1.459	16:21:45.905
10	1:48.780	+1.153	16:23:34.685
11	1:47.637	+0.010	16:25:22.322
12	1:48.687	+1.060	16:27:11.009
13	1:47.627		16:28:58.636
14	1:49.229	+1.602	16:30:47.865

(1) Jonathan GREENSMITH			
1	1:54.377	+6.609	16:07:14.195
2	1:48.650	+0.882	16:09:02.845
3	1:50.751	+2.983	16:10:53.596
4	1:48.106	+0.338	16:12:41.702
5	1:48.702	+0.934	16:14:30.404
6	1:48.738	+0.970	16:16:19.142
7	1:48.539	+0.771	16:18:07.681
8	1:48.649	+0.881	16:19:56.330
9	1:49.333	+1.565	16:21:45.663
10	1:48.934	+1.166	16:23:34.597
11	1:48.035	+0.267	16:25:22.632
12	1:49.160	+1.392	16:27:11.792
13	1:47.768		16:28:59.560
14	1:48.989	+1.221	16:30:48.549

(18) Paul SHEARD			
1	1:55.238	+7.333	16:07:15.817
2	1:48.806	+0.901	16:09:04.623
3	1:49.508	+1.603	16:10:54.131
4	1:49.246	+1.341	16:12:43.377
5	1:49.470	+1.565	16:14:32.847
6	1:48.526	+0.621	16:16:21.373
7	1:48.257	+0.352	16:18:09.630
8	1:48.331	+0.426	16:19:57.961
9	1:48.654	+0.749	16:21:46.615
10	1:48.858	+0.953	16:23:35.473
11	1:48.289	+0.384	16:25:23.762
12	1:48.485	+0.580	16:27:12.247
13	1:47.905		16:29:00.152
14	1:48.907	+1.002	16:30:49.059

(32) Charles PLUMLEY			
-----------------------------	--	--	--

Lap	Lap Tm	Diff	Time of Day
1	1:55.688	+8.020	16:07:15.590
2	1:48.519	+0.851	16:09:04.109
3	1:49.860	+2.192	16:10:53.969
4	1:49.063	+1.395	16:12:43.032
5	1:51.772	+4.104	16:14:34.804
6	1:50.245	+2.577	16:16:25.049
7	1:50.716	+3.048	16:18:15.765
8	1:50.226	+2.558	16:20:05.991
9	1:48.682	+1.014	16:21:54.673
10	1:48.573	+0.905	16:23:43.246
11	1:48.227	+0.559	16:25:31.473
12	1:47.668		16:27:19.141
13	1:50.097	+2.429	16:29:09.238
14	1:49.602	+1.934	16:30:58.840

(10) Steve GREENSMITH			
1	1:57.134	+8.303	16:07:17.976
2	1:51.150	+2.319	16:09:09.126
3	1:49.732	+0.901	16:10:58.858
4	1:49.200	+0.369	16:12:48.058
5	1:50.756	+1.925	16:14:38.814
6	1:49.710	+0.879	16:16:28.524
7	1:49.666	+0.835	16:18:18.190
8	1:49.391	+0.560	16:20:07.581
9	1:48.948	+0.117	16:21:56.529
10	1:49.184	+0.353	16:23:45.713
11	1:49.045	+0.214	16:25:34.758
12	1:49.075	+0.244	16:27:23.833
13	1:49.763	+0.932	16:29:13.596
14	1:48.831		16:31:02.427

(3) Carl POWELL			
1	1:55.659	+6.919	16:07:17.366
2	1:50.927	+2.187	16:09:08.293
3	1:49.515	+0.775	16:10:57.808
4	1:49.438	+0.698	16:12:47.246
5	1:51.005	+2.265	16:14:38.251
6	1:49.845	+1.105	16:16:28.096
7	1:49.670	+0.930	16:18:17.766
8	1:50.399	+1.659	16:20:08.165
9	1:49.011	+0.271	16:21:57.176
10	1:49.297	+0.557	16:23:46.473
11	1:48.740		16:25:35.213
12	1:48.963	+0.223	16:27:24.176
13	1:50.322	+1.582	16:29:14.498
14	1:49.203	+0.463	16:31:03.701

(6) Alyn ROBSON			
1	1:58.156	+9.627	16:07:19.824
2	1:51.337	+2.808	16:09:11.161
3	1:51.907	+3.378	16:11:03.068
4	1:50.168	+1.639	16:12:53.236
5	1:49.541	+1.012	16:14:42.777
6	1:49.553	+1.024	16:16:32.330
7	1:49.081	+0.552	16:18:21.411
8	1:49.266	+0.737	16:20:10.677
9	1:48.529		16:21:59.206
10	1:49.362	+0.833	16:23:48.568
11	1:49.158	+0.629	16:25:37.726
12	1:49.171	+0.642	16:27:26.897
13	1:50.472	+1.943	16:29:17.369
14	1:50.169	+1.640	16:31:07.538

(72) Andrew CLARKSON			
1	1:57.386	+8.291	16:07:19.222
2	1:51.035	+1.940	16:09:10.257

Lap	Lap Tm	Diff	Time of Day
3	1:50.540	+1.445	16:11:00.797
4	1:49.266	+0.171	16:12:50.063
5	1:49.687	+0.592	16:14:39.750
6	1:49.730	+0.635	16:16:29.480
7	1:49.842	+0.747	16:18:19.322
8	1:49.852	+0.757	16:20:09.174
9	1:49.256	+0.161	16:21:58.430
10	1:49.261	+0.166	16:23:47.691
11	1:49.095		16:25:36.786
12	1:49.381	+0.286	16:27:26.167
13	1:51.043	+1.948	16:29:17.210
14	1:50.787	+1.692	16:31:07.997

(69) Matthew ROBINSON			
1	1:56.816	+7.942	16:07:17.232
2	1:51.752	+2.878	16:09:08.984
3	1:50.927	+2.053	16:10:59.911
4	1:48.874		16:12:48.785
5	1:50.254	+1.380	16:14:39.039
6	1:50.149	+1.275	16:16:29.188
7	1:49.766	+0.892	16:18:18.954
8	1:50.563	+1.689	16:20:09.517
9	1:49.491	+0.617	16:21:59.008
10	1:49.098	+0.224	16:23:48.106
11	1:50.092	+1.218	16:25:38.198
12	1:49.006	+0.132	16:27:27.204
13	1:52.574	+3.700	16:29:19.778
14	1:49.349	+0.475	16:31:09.127

(28) Scott KIRLEW			
1	1:55.134	+6.842	16:07:16.324
2	1:49.220	+0.928	16:09:05.544
3	1:49.274	+0.982	16:10:54.818
4	1:49.175	+0.883	16:12:43.993
5	1:50.987	+2.695	16:14:34.980
6	1:50.203	+1.911	16:16:25.183
7	1:50.131	+1.839	16:18:15.314
8	1:48.993	+0.701	16:20:04.307
9	1:49.173	+0.881	16:21:53.480
10	1:48.367	+0.075	16:23:41.847
11	1:48.578	+0.286	16:25:30.425
12	1:48.292		16:27:18.717
13	2:03.932	+15.640	16:29:22.649
14	1:50.704	+2.412	16:31:13.353

(0) Alex HODGKINSON			
1	1:56.771	+7.845	16:07:19.396
2	1:51.280	+2.354	16:09:10.676
3	1:53.066	+4.140	16:11:03.742
4	1:50.863	+1.937	16:12:54.605
5	1:50.122	+1.196	16:14:44.727
6	1:48.926		16:16:33.653
7	1:48.981	+0.055	16:18:22.634
8	1:56.094	+7.168	16:20:18.728
9	1:50.593	+1.667	16:22:09.321
10	1:50.092	+1.166	16:23:59.413
11	1:50.189	+1.263	16:25:49.602
12	1:49.619	+0.693	16:27:39.221
13	1:49.377	+0.451	16:29:28.598
14	1:49.430	+0.504	16:31:18.028

(55) Martin STEVENSON			
1	1:58.684	+9.293	16:07:20.639
2	1:51.229	+1.838	16:09:11.868
3	1:52.070	+2.679	16:11:03.938
4	1:51.190	+1.799	16:12:55.128

Clerk of the Course

Orbits 4

Sig. Time
 Chief Timekeeper - Ian Sharp SMART
 Weather Track

www.amb-it.com
 www.mylaps.com
 Licensed to: SMART

BRSCC Raceday

Ma5da MX5 Championship

Cadwell Park 2.173 Miles

Race 7 - Round 4

18/04/2009 16:00

Race (25:00 Time) started at 16:05:16

Lap	Lap Tm	Diff	Time of Day
5	1:51.408	+2.017	16:14:46.536
6	1:50.980	+1.589	16:16:37.516
7	1:50.938	+1.547	16:18:28.454
8	1:50.785	+1.394	16:20:19.239
9	1:50.838	+1.447	16:22:10.077
10	1:50.108	+0.717	16:24:00.185
11	1:50.298	+0.907	16:25:50.483
12	1:49.391		16:27:39.874
13	1:49.821	+0.430	16:29:29.695
14	1:49.672	+0.281	16:31:19.367

(51) Ben ROBINSON

1	1:59.190	+8.197	16:07:22.995
2	1:51.101	+0.108	16:09:14.096
3	1:52.198	+1.205	16:11:06.294
4	1:51.415	+0.422	16:12:57.709
5	1:51.016	+0.023	16:14:48.725
6	1:50.993		16:16:39.718
7	1:51.602	+0.609	16:18:31.320
8	1:51.616	+0.623	16:20:22.936
9	1:51.563	+0.570	16:22:14.499
10	1:51.718	+0.725	16:24:06.217
11	1:51.032	+0.039	16:25:57.249
12	1:51.474	+0.481	16:27:48.723
13	1:51.238	+0.245	16:29:39.961
14	1:51.175	+0.182	16:31:31.136

(56) Chris ROWLINSON

1	1:57.906	+7.573	16:07:21.558
2	1:51.028	+0.695	16:09:12.586
3	1:52.023	+1.690	16:11:04.609
4	1:51.435	+1.102	16:12:56.044
5	1:51.322	+0.989	16:14:47.366
6	1:51.226	+0.893	16:16:38.592
7	1:51.409	+1.076	16:18:30.001
8	1:52.080	+1.747	16:20:22.081
9	1:54.018	+3.685	16:22:16.099
10	1:51.601	+1.268	16:24:07.700
11	1:52.155	+1.822	16:25:59.855
12	1:50.522	+0.189	16:27:50.377
13	1:50.333		16:29:40.710
14	1:50.811	+0.478	16:31:31.521

(22) Jennifer GARRETT

1	1:56.606	+5.567	16:07:18.824
2	1:51.178	+0.139	16:09:10.002
3	1:52.978	+1.939	16:11:02.980
4	1:51.515	+0.476	16:12:54.495
5	1:51.530	+0.491	16:14:46.025
6	1:51.274	+0.235	16:16:37.299
7	1:52.146	+1.107	16:18:29.445
8	1:52.459	+1.420	16:20:21.904
9	1:53.467	+2.428	16:22:15.371
10	1:51.955	+0.916	16:24:07.326
11	1:51.422	+0.383	16:25:58.748
12	1:51.095	+0.056	16:27:49.843
13	1:51.892	+0.853	16:29:41.735
14	1:51.039		16:31:32.774

(50) Andy COOMBS

1	2:03.395	+13.483	16:07:26.648
2	1:52.309	+2.397	16:09:18.957
3	1:55.487	+5.575	16:11:14.444
4	1:51.369	+1.457	16:13:05.813
5	1:51.726	+1.814	16:14:57.539
6	1:50.475	+0.563	16:16:48.014

Lap	Lap Tm	Diff	Time of Day
7	1:49.912		16:18:37.926
8	1:50.353	+0.441	16:20:28.279
9	1:50.372	+0.460	16:22:18.651
10	1:51.012	+1.100	16:24:09.663
11	1:51.821	+1.909	16:26:01.484
12	1:52.489	+2.577	16:27:53.973
13	1:50.915	+1.003	16:29:44.888
14	1:51.115	+1.203	16:31:36.003

(99) Jonathon BLAKE

1	1:58.802	+8.501	16:07:21.998
2	1:51.758	+1.457	16:09:13.756
3	1:52.692	+2.391	16:11:06.448
4	1:51.417	+1.116	16:12:57.865
5	1:51.054	+0.753	16:14:48.919
6	1:51.409	+1.108	16:16:40.328
7	1:51.133	+0.832	16:18:31.461
8	1:53.180	+2.879	16:20:24.641
9	1:52.550	+2.249	16:22:17.191
10	1:52.270	+1.969	16:24:09.461
11	1:52.382	+2.081	16:26:01.843
12	1:57.203	+6.902	16:27:59.046
13	1:51.193	+0.892	16:29:50.239
14	1:50.301		16:31:40.540

(88) Simon McALPINE

1	1:58.659	+8.708	16:07:24.132
2	1:54.268	+4.317	16:09:18.400
3	1:52.517	+2.566	16:11:10.917
4	1:49.951		16:13:00.868
5	1:50.533	+0.582	16:14:51.401
6	1:50.307	+0.356	16:16:41.708
7	1:50.304	+0.353	16:18:32.012
8	1:52.358	+2.407	16:20:24.370
9	1:51.080	+1.129	16:22:15.450
10	1:52.822	+2.871	16:24:08.272
11	1:53.015	+3.064	16:26:01.287
12	1:53.148	+3.197	16:27:54.435
13	1:56.146	+6.195	16:29:50.581
14	1:50.325	+0.374	16:31:40.906

(7) Kevin MIDDLETON

1	1:59.801	+8.081	16:07:24.788
2	1:53.771	+2.051	16:09:18.559
3	1:55.608	+3.888	16:11:14.167
4	1:53.386	+1.666	16:13:07.553
5	1:52.517	+0.797	16:15:00.070
6	1:52.859	+1.139	16:16:52.929
7	1:53.285	+1.565	16:18:46.214
8	1:53.215	+1.495	16:20:39.429
9	1:51.825	+0.105	16:22:31.254
10	1:51.720		16:24:22.974
11	1:52.090	+0.370	16:26:15.064
12	1:52.253	+0.533	16:28:07.317
13	1:52.276	+0.556	16:29:59.593
14	1:53.206	+1.486	16:31:52.799

(20) Chris LOVETT

1	1:58.890	+6.601	16:07:23.138
2	1:54.351	+2.062	16:09:17.489
3	1:55.291	+3.002	16:11:12.780
4	1:52.960	+0.671	16:13:05.740
5	1:54.115	+1.826	16:14:59.855
6	1:52.289		16:16:52.144
7	1:54.008	+1.719	16:18:46.152
8	1:54.175	+1.886	16:20:40.327

Lap	Lap Tm	Diff	Time of Day
9	1:52.403	+0.114	16:22:32.730
10	1:52.386	+0.097	16:24:25.116
11	1:52.456	+0.167	16:26:17.572
12	1:53.249	+0.960	16:28:10.821
13	1:52.966	+0.677	16:30:03.787
14	1:52.479	+0.190	16:31:56.266

(11) Ryan CEFFERTY

1	2:02.151	+10.586	16:07:26.166
2	1:54.980	+3.415	16:09:21.146
3	1:54.996	+3.431	16:11:16.142
4	1:52.400	+0.835	16:13:08.542
5	1:52.210	+0.645	16:15:00.752
6	1:52.785	+1.220	16:16:53.537
7	1:53.591	+2.026	16:18:47.128
8	1:53.760	+2.195	16:20:40.888
9	1:53.622	+2.057	16:22:34.510
10	1:51.565		16:24:26.075
11	1:51.882	+0.317	16:26:17.957
12	1:54.988	+3.423	16:28:12.945
13	1:52.240	+0.675	16:30:05.185
14	1:54.549	+2.984	16:31:59.734

(23) Martin TOLLEY

1	1:58.797	+5.400	16:07:23.706
2	1:54.252	+0.855	16:09:17.958
3	2:14.063	+20.666	16:11:32.021
4	1:56.067	+2.670	16:13:28.088
5	1:54.794	+1.397	16:15:22.882
6	1:54.355	+0.958	16:17:17.237
7	1:55.478	+2.081	16:19:12.715
8	1:53.397		16:21:06.112
9	1:54.277	+0.880	16:23:00.389
10	2:04.516	+11.119	16:25:04.905
11	1:54.536	+1.139	16:26:59.441
12	1:54.418	+1.021	16:28:53.859
13	1:56.178	+2.781	16:30:50.037

(44) Giuseppe RICOTTA

1	2:04.047	+9.620	16:07:29.312
2	1:55.416	+0.989	16:09:24.728
3	1:58.324	+3.897	16:11:23.052
4	1:58.367	+3.940	16:13:21.419
5	1:57.942	+3.515	16:15:19.361
6	1:58.457	+4.030	16:17:17.818
7	1:58.422	+3.995	16:19:16.240
8	1:56.090	+1.663	16:21:12.330
9	1:56.612	+2.185	16:23:08.942
10	1:57.843	+3.416	16:25:06.785
11	1:56.729	+2.302	16:27:03.514
12	1:57.444	+3.017	16:29:00.958
13	1:54.427		16:30:55.385

(13) Scott LEACH

1	2:04.420	+10.389	16:07:30.026
2	1:55.068	+1.037	16:09:25.094
3	1:58.953	+4.922	16:11:24.047
4	2:06.136	+12.105	16:13:30.183
5	1:54.827	+0.796	16:15:25.010
6	1:57.985	+3.954	16:17:22.995
7	1:55.601	+1.570	16:19:18.596
8	1:59.849	+5.818	16:21:18.445
9	1:57.758	+3.727	16:23:16.203
10	1:55.952	+1.921	16:25:12.155
11	1:54.574	+0.543	16:27:06.729
12	1:56.593	+2.562	16:29:03.322

Clerk of the Course

Orbits 4

Sig. Time
Chief Timekeeper - Ian Sharp SMART

www.amb-it.com
www.mylaps.com

Weather Track

Licensed to: SMART

BRSCC Raceday

Ma5da MX5 Championship

Cadwell Park 2.173 Miles

Race 7 - Round 4

18/04/2009 16:00

Race (25:00 Time) started at 16:05:16

Lap	Lap Tm	Diff	Time of Day
13	1:54.031		16:30:57.353

(96) Mark PIERPOINT

1	1:59.069	+8.104	16:07:21.387
2	1:51.967	+1.002	16:09:13.354
3	1:52.086	+1.121	16:11:05.440
4	1:51.822	+0.857	16:12:57.262
5	1:50.965		16:14:48.227
6	1:51.328	+0.363	16:16:39.555
7	1:51.338	+0.373	16:18:30.893
8	1:53.093	+2.128	16:20:23.986
9	1:53.034	+2.069	16:22:17.020
10	1:51.868	+0.903	16:24:08.888
11	1:52.298	+1.333	16:26:01.186
12	1:51.831	+0.866	16:27:53.017
13	1:51.570	+0.605	16:29:44.587

(46) Graham GROVE

1	2:03.460	+13.500	16:07:26.927
2	1:53.061	+3.101	16:09:19.988
3	1:55.204	+5.244	16:11:15.192
4	1:51.915	+1.955	16:13:07.107
5	1:51.229	+1.269	16:14:58.336
6	1:51.201	+1.241	16:16:49.537
7	1:50.695	+0.735	16:18:40.232
8	1:51.729	+1.769	16:20:31.961
9	1:51.550	+1.590	16:22:23.511
10	1:50.880	+0.920	16:24:14.391
11	1:50.597	+0.637	16:26:04.988
12	1:49.960		16:27:54.948
13	1:50.625	+0.665	16:29:45.573

(24) Derek BROOK

1	1:54.046	+2.188	16:09:22.742
2	1:54.418	+2.560	16:11:17.160
3	1:52.641	+0.783	16:13:09.801
4	1:51.858		16:15:01.659
5	1:52.496	+0.638	16:16:54.155

Lap	Lap Tm	Diff	Time of Day
-----	--------	------	-------------

Lap	Lap Tm	Diff	Time of Day
-----	--------	------	-------------

Clerk of the Course

Orbits 4

Sig. Time
Chief Timekeeper - Ian Sharp SMART

www.amb-it.com
www.mylaps.com
Licensed to: SMART

Weather Track

Ma5da MX5 Championship

Cadwell Park 2.173 Miles

Race 7 - Round 4

18/04/2009 16:00

Race (25:00 Time) started at 16:05:16

Competitors	Laps															
	0	1	2	3	4	5	6	7	8	9	10	11	12	13	14	
Tom ROCHE (2)	1	2	1	1	2	1	1	1	1	1	1	33	33	33	2	
Robert BOSTON (33)	2	33	33	2	1	33	33	2	2	2	33	33	1	2	2	33
Jonathan GREENSMITH (1)	3	1	2	33	33	2	2	33	33	33	2	2	1	1	1	
Charles PLUMLEY (32)	4	32	32	32	32	32	18	18	18	18	18	18	18	18	18	
Matthew ROBINSON (69)	5	69	18	18	18	18	32	32	28	28	28	28	28	32	32	
Paul SHEARD (18)	6	18	28	28	28	28	28	32	32	32	32	32	32	10	10	
Steve GREENSMITH (10)	7	10	69	3	3	3	3	3	3	10	10	10	10	3	3	
Scott KIRLEW (28)	8	28	3	69	10	10	10	10	10	3	3	3	3	72	6	
Alyn ROBSON (6)	9	6	10	10	69	69	69	69	69	72	72	72	72	6	72	
Carl POWELL (3)	10	3	22	22	72	72	72	72	72	69	69	69	6	6	69	69
Andrew CLARKSON (72)	11	72	72	72	22	6	6	6	6	6	6	6	69	69	28	28
Martin STEVENSON (55)	12	55	0	0	6	22	0	0	0	0	0	0	0	0	0	0
Jennifer GARRETT (22)	13	22	6	6	0	0	22	22	55	55	55	55	55	55	55	55
Mark PIERPOINT (96)	14	96	55	55	55	55	55	55	22	22	51	51	51	51	51	51
Alex HODGKINSON (0)	15	0	96	56	56	56	56	56	56	56	22	22	22	22	56	56
Jonathon BLAKE (99)	16	99	56	96	96	96	96	96	96	51	88	56	56	56	22	22
Andy COOMBS (50)	17	50	99	99	51	51	51	51	51	96	56	88	96	96	96	50
Graham GROVE (46)	18	46	51	51	99	99	99	99	99	88	96	96	88	50	50	99
Chris ROWLINSON (56)	19	56	20	20	88	88	88	88	88	99	99	99	50	88	46	88
Ben ROBINSON (51)	20	51	23	23	20	20	50	50	50	50	50	50	99	46	99	7
Ryan CEFFERTY (11)	21	11	88	88	7	50	46	46	46	46	46	46	46	99	88	20
Chris LOVETT (20)	22	20	7	7	50	46	20	20	20	7	7	7	7	7	7	11
Martin TOLLEY (23)	23	23	11	50	46	7	7	7	7	20	20	20	20	20	20	20
Kevin MIDDLETON (7)	24	7	50	46	11	11	11	11	11	11	11	11	11	11	11	11
Giuseppe RICOTTA (44)	25	44	46	11	44	44	44	23	23	23	23	23	23	23	23	23
Simon McALPINE (88)	26	88	44	44	13	23	23	44	44	44	44	44	44	44	44	44
Scott LEACH (13)	27	13	13	13	23	13	13	13	13	13	13	13	13	13	13	13
Derek BROOK (24)	28	24	24	24	24	24	24	24	24	24	24	24	24	24	24	24

Dunlop TVR Challenge

Cadwell Park 2.173 Miles

Race 8 - Round 2

18/04/2009 16:35

Race (20:00 and 1 Laps) started at 16:48:35

Pos	No.	Name	Make/Model	CC	Class C	Laps	Total Tm	Diff	Best Tm	Lap	Best Spd
1	78	Danny WINSTANLEY	TVR Tuscan	4500	TVRA	14	22:03.530		1:32.324	8	84.732
2	14	Marc HOCKIN	TVR Tuscan	4500	TVRA	14	22:09.152	5.622	1:33.422	13	83.736
3	99	Michael SAUNDERS	TVR Cerbera	4500	TVRA	14	22:09.365	5.835	1:32.785	4	84.311
4	30	Sam HEAD	TVR Tuscan	4500	TVRA	14	22:10.154	6.624	1:33.013	13	84.104
5	93	Tom STEWART	TVR Griffith	4500	TVRB	14	23:34.068	1:30.538	1:38.678	7	79.276
6	50	John SIMPSON	TVR 3000M	3100	TVRC	13	23:41.120	1 Lap	1:45.956	11	73.831
7	22	Tim DAVIS	TVR Tasmin	2900	TVRC	13	23:48.832	1 Lap	1:47.218	9	72.962
8	89	Andy RACE	TVR Sagariff	5000	TVRB	13	24:00.780	1 Lap	1:45.475	8	74.167
9	88	Keith VAUGHAN-WILLIAMS	TVR Tasmin	2900	TVRC	12	22:07.485	2 Laps	1:47.699	7	72.636
10	21	Mick WILKINSON	TVR Tasmin	2800	TVRC	12	22:58.099	2 Laps	1:51.562	11	70.121
11	69	Richard HEWITT	TVR Griffin	4100	TVRB	12	23:45.506	2 Laps	1:53.495	10	68.926

Not classified (80% = 11 Laps)

24	David CHANT	TVR Tasmin	2900	TVRC	9	16:34.085	DNF	1:46.866	7	73.202
36	Geoff PARKINSON	TVR Tuscan	4200	TVRB	3	6:21.059	DNF	2:00.419	3	64.963
42	Tony ABRAMS	TVR Tuscan	4500	TVRA			DNS		0	-
86	Christina TOTTY	TVR 3000M	2994	TVRC			DNS		0	-
29	Nick RECORD	TVR 300M	3000	TVRC			DNS		0	-
33	Tim BROUGHTON	TVR Tasmin	2000	TVRB			DNS		0	-

Announcements

New Track Record (1:32.324) for TVR Tuscan (A) by Danny WINSTANLEY.

Margin of Victory	Avg. Speed	Best Lap Tm	Best Spd	Best Lap by
5.622	82.748	1:32.324	84.732	78 - Danny WINSTANLEY

Clerk of the Course

Orbits 4

Sig. Time
 Chief Timekeeper - Ian Sharp SMART

www.amb-it.com
 www.mylaps.com

Weather Track

Licensed to: SMART

BRSCC Raceday

Dunlop TVR Challenge

Cadwell Park 2.173 Miles

Race 8 - Round 2

18/04/2009 16:35

Race (20:00 and 1 Laps) started at 16:48:35

Lap	Lap Tm	Diff	Time of Day
(78) Danny WINSTANLEY			
1	1:37.994	+5.670	16:50:15.788
2	1:32.400	+0.076	16:51:48.188
3	1:34.765	+2.441	16:53:22.953
4	1:34.465	+2.141	16:54:57.418
5	1:34.538	+2.214	16:56:31.956
6	1:33.944	+1.620	16:58:05.900
7	1:36.118	+3.794	16:59:42.018
8	1:32.324		17:01:14.342
9	1:32.678	+0.354	17:02:47.020
10	1:32.929	+0.605	17:04:19.949
11	1:34.184	+1.860	17:05:54.133
12	1:34.083	+1.759	17:07:28.216
13	1:34.227	+1.903	17:09:02.443
14	1:36.215	+3.891	17:10:38.658

(14) Marc HOCKIN			
1	1:36.849	+3.427	16:50:14.599
2	1:33.438	+0.016	16:51:48.037
3	1:34.738	+1.316	16:53:22.775
4	1:34.389	+0.967	16:54:57.164
5	1:34.477	+1.055	16:56:31.641
6	1:34.175	+0.753	16:58:05.816
7	1:37.600	+4.178	16:59:43.416
8	1:34.608	+1.186	17:01:18.024
9	1:34.029	+0.607	17:02:52.053
10	1:34.449	+1.027	17:04:26.502
11	1:34.440	+1.018	17:06:00.942
12	1:34.722	+1.300	17:07:35.664
13	1:33.422		17:09:09.086
14	1:35.194	+1.772	17:10:44.280

(99) Michael SAUNDERS			
1	1:41.036	+8.251	16:50:18.950
2	1:33.098	+0.313	16:51:52.048
3	1:35.659	+2.874	16:53:27.707
4	1:32.785		16:55:00.492
5	1:35.741	+2.956	16:56:36.233
6	1:33.910	+1.125	16:58:10.143
7	1:34.135	+1.350	16:59:44.278
8	1:33.983	+1.198	17:01:18.261
9	1:33.932	+1.147	17:02:52.193
10	1:34.421	+1.636	17:04:26.614
11	1:34.443	+1.658	17:06:01.057
12	1:34.888	+2.103	17:07:35.945
13	1:33.276	+0.491	17:09:09.221
14	1:35.272	+2.487	17:10:44.493

(30) Sam HEAD			
1	1:38.708	+5.695	16:50:17.071
2	1:33.879	+0.866	16:51:50.950
3	1:34.928	+1.915	16:53:25.878
4	1:34.196	+1.183	16:55:00.074
5	1:35.640	+2.627	16:56:35.714
6	1:34.143	+1.130	16:58:09.857
7	1:36.518	+3.505	16:59:46.375
8	1:34.974	+1.961	17:01:21.349
9	1:33.587	+0.574	17:02:54.936
10	1:34.256	+1.243	17:04:29.192
11	1:34.215	+1.202	17:06:03.407
12	1:33.617	+0.604	17:07:37.024
13	1:33.013		17:09:10.037
14	1:35.245	+2.232	17:10:45.282

(93) Tom STEWART

1	1:47.663	+8.985	16:50:26.742
2	1:39.860	+1.182	16:52:06.602
3	1:39.659	+0.981	16:53:46.261
4	1:39.794	+1.116	16:55:26.055
5	1:38.888	+0.210	16:57:04.943
6	1:39.677	+0.999	16:58:44.620
7	1:38.678		17:00:23.298
8	1:40.261	+1.583	17:02:03.559
9	1:40.200	+1.522	17:03:43.759
10	1:41.396	+2.718	17:05:25.155
11	1:41.724	+3.046	17:07:06.879
12	1:40.702	+2.024	17:08:47.581
13	1:40.077	+1.399	17:10:27.658
14	1:41.538	+2.860	17:12:09.196

(50) John SIMPSON			
1	1:56.446	+10.490	16:50:36.875
2	1:49.437	+3.481	16:52:26.312
3	1:50.470	+4.514	16:54:16.782
4	1:50.033	+4.077	16:56:06.815
5	1:47.687	+1.731	16:57:54.502
6	1:50.987	+5.031	16:59:45.489
7	1:47.423	+1.467	17:01:32.912
8	1:47.533	+1.577	17:03:20.445
9	1:46.072	+0.116	17:05:06.517
10	1:46.250	+0.294	17:06:52.767
11	1:45.956		17:08:38.723
12	1:47.637	+1.681	17:10:26.360
13	1:49.888	+3.932	17:12:16.248

(22) Tim DAVIS			
1	1:57.379	+10.161	16:50:37.835
2	1:50.331	+3.113	16:52:28.166
3	1:48.909	+1.691	16:54:17.075
4	1:49.179	+1.961	16:56:06.254
5	1:47.776	+0.558	16:57:54.030
6	1:50.005	+2.787	16:59:44.035
7	1:48.538	+1.320	17:01:32.573
8	1:49.091	+1.873	17:03:21.664
9	1:47.218		17:05:08.882
10	1:47.592	+0.374	17:06:56.474
11	1:47.676	+0.458	17:08:44.150
12	1:49.400	+2.182	17:10:33.550
13	1:50.410	+3.192	17:12:23.960

(89) Andy RACE			
1	1:54.698	+9.223	16:50:36.062
2	1:47.377	+1.902	16:52:23.439
3	1:47.101	+1.626	16:54:10.540
4	1:46.980	+1.505	16:55:57.520
5	1:48.161	+2.686	16:57:45.681
6	1:47.441	+1.966	16:59:33.122
7	1:50.047	+4.572	17:01:23.169
8	1:45.475		17:03:08.644
9	1:45.896	+0.421	17:04:54.540
10	1:47.224	+1.749	17:06:41.764
11	1:52.663	+7.188	17:08:34.427
12	1:57.713	+12.238	17:10:32.140
13	2:03.768	+18.293	17:12:35.908

(88) Keith VAUGHAN-WILLIAMS			
1	1:58.023	+10.324	16:50:38.198
2	1:51.522	+3.823	16:52:29.720
3	1:48.484	+0.785	16:54:18.204
4	1:49.857	+2.158	16:56:08.061
5	1:48.090	+0.391	16:57:56.151

6	1:51.516	+3.817	16:59:47.667
7	1:47.699		17:01:35.366
8	1:48.135	+0.436	17:03:23.501
9	1:47.701	+0.002	17:05:11.202
10	1:52.530	+4.831	17:07:03.732
11	1:49.529	+1.830	17:08:53.261
12	1:49.352	+1.653	17:10:42.613

(21) Mick WILKINSON			
1	2:01.074	+9.512	16:50:42.100
2	1:58.542	+6.980	16:52:40.642
3	1:55.989	+4.427	16:54:36.631
4	1:54.792	+3.230	16:56:31.423
5	1:53.718	+2.156	16:58:25.141
6	1:52.718	+1.156	17:00:17.859
7	1:53.702	+2.140	17:02:11.561
8	1:52.589	+1.027	17:04:04.150
9	1:52.173	+0.611	17:05:56.323
10	1:53.204	+1.642	17:07:49.527
11	1:51.562		17:09:41.089
12	1:52.138	+0.576	17:11:33.227

(69) Richard HEWITT			
1	2:10.647	+17.152	16:50:54.164
2	2:02.692	+9.197	16:52:56.856
3	2:01.281	+7.786	16:54:58.137
4	2:00.250	+6.755	16:56:58.387
5	1:57.180	+3.685	16:58:55.567
6	1:57.115	+3.620	17:00:52.682
7	1:54.969	+1.474	17:02:47.651
8	1:54.125	+0.630	17:04:41.776
9	1:55.835	+2.340	17:06:37.611
10	1:53.495		17:08:31.106
11	1:54.787	+1.292	17:10:25.893
12	1:54.741	+1.246	17:12:20.634

(24) David CHANT			
1	1:56.094	+9.228	16:50:36.143
2	1:51.225	+4.359	16:52:27.368
3	1:50.087	+3.221	16:54:17.455
4	1:49.973	+3.107	16:56:07.428
5	1:47.693	+0.827	16:57:55.121
6	1:51.648	+4.782	16:59:46.769
7	1:46.866		17:01:33.635
8	1:48.192	+1.326	17:03:21.827
9	1:47.386	+0.520	17:05:09.213

(36) Geoff PARKINSON			
1	2:08.709	+8.290	16:50:52.444
2	2:03.324	+2.905	16:52:55.768
3	2:00.419		16:54:56.187

Clerk of the Course

Orbits 4

Sig. Time
Chief Timekeeper - Ian Sharp SMART

www.amb-it.com
www.mylaps.com

Weather Track

Licensed to: SMART

Printed: 19/04/2009 16:58:59

Dunlop TVR Challenge

Cadwell Park 2.173 Miles

Race 8 - Round 2

18/04/2009 16:35

Race (20:00 and 1 Laps) started at 16:48:35

Competitors	Laps															
	0	1	2	3	4	5	6	7	8	9	10	11	12	13	14	
Marc HOCKIN (14)	1	14	14	14	14	14	14	14	78	78	78	78	78	78	78	78
Danny WINSTANLEY (78)	2	78	78	78	78	78	78	14	14	14	14	14	14	14	14	14
Michael SAUNDERS (99)	3	99	30	30	30	30	30	30	99	99	99	99	99	99	99	99
Sam HEAD (30)	4	30	99	99	99	99	99	30	30	30	30	30	30	30	30	30
Tom STEWART (93)	5	93	93	93	93	93	93	93	93	93	93	93	93	93	93	93
David CHANT (24)	6	24	89	89	89	89	89	89	89	89	89	89	89	50	50	
Keith VAUGHAN-WILLIAMS (88)	7	88	24	50	50	22	22	22	22	50	50	50	50	89	22	
John SIMPSON (50)	8	50	50	24	22	50	50	50	50	22	22	22	22	22	89	
Tim DAVIS (22)	9	22	22	22	24	24	24	24	24	24	24	88	88	88		
Mick WILKINSON (21)	10	21	88	88	88	88	88	88	88	88	21	21	21			
Andy RACE (89)	11	89	21	21	21	21	21	21	21	21	21	69	69	69		
Richard HEWITT (69)	12	69	36	36	36	69	69	69	69	69						
Geoff PARKINSON (36)	13	36	69	69	69											
-	14															
-	15															
-	16															
-	17															

BRSCC Raceday

Sorted on Laps

BRSCC Alfashop Alfa Romeo Championship

Cadwell Park 2.173 Miles

Race 9 - Round 3

18/04/2009 17:10

Race (20:00 Time) started at 17:20:00

Pos	No.	Name	Make/Model	CC	Class	Laps	Total Tm	Diff	Best Tm 1 Lap	Best Spd	
1	98	Adie HAWKINS	Alfa Romeo 33	2000	ARA	8	13:05.399		1:36.073	4	81.426
2	51	Roger EVANS	Alfa Romeo GTV	3800	ARA	8	13:07.066	1.667	1:36.569	5	81.007
3	1	Neil SMITH	Alfa Romeo 156	1970	ARA	8	13:18.707	13.308	1:36.995	4	80.652
4	14	Andy PAGE	Alfa Romeo Giulietta	1800	ARA	8	13:39.765	34.366	1:39.321	4	78.763
5	72	Shaun HAZELWOOD	Alfa Romeo GTV	3000	ARC	8	14:32.890	1:27.491	1:46.385	8	73.533
6	93	Barry McMAHON	Alfa Romeo GTV	3000	ARC	7	12:59.331	1 Lap	1:49.053	7	71.734
7	84	Paul BUCKLEY	Alfa Romeo 156	1970	ARE	7	13:01.735	1 Lap	1:49.178	5	71.652
8	75	Paul PLANT	Alfa Romeo 156	2000	ARE	7	13:05.799	1 Lap	1:49.428	5	71.488
9	61	Mel HEALEY	Alfa Romeo 33	1700	ARD	7	13:06.659	1 Lap	1:49.856	6	71.210
10	43	Paul GRAINGER	Alfa Romeo 156	2000	ARE	7	13:11.455	1 Lap	1:50.147	5	71.021
11	55	Steve FLETCHER	Alfa Romeo 133	1700	ARD	7	13:26.587	1 Lap	1:52.851	5	69.320
12	8	Keith WILLIAMS	Alfa Romeo 145	2000	ARE	7	13:35.709	1 Lap	1:52.880	5	69.302
13	39	Sarah HEELS	Alfa Romeo 156	2000	ARE	7	13:39.601	1 Lap	1:54.074	2	68.577
14	94	Graham HALL	Alfa Romeo 145	2000	ARE	7	13:46.815	1 Lap	1:55.093	6	67.969
15	70	Andrew BRAMAH	Alfa Romeo 147	3000	ARE	7	14:01.365	1 Lap	1:57.117	3	66.795

Not classified (80% = 6 Laps)

5	Ray FOLEY	Alfa Romeo 166	2000	ARE	7	13:04.676	DNF	1:49.600	7	71.376
78	Len BROCK	Alfa Romeo 146	2000	ARE	4	8:46.511	DNF	2:03.201	2	63.496
21	Tim LEWIS	Alfa Sud	2000	ARA	1	2:48.024	DNF	2:43.919	1	47.724
74	Andy INMAN	Alfa Romeo 156	2000	ARE			DNS		0	-
12	Chris SNOWDEN	Alfa Romeo 33	1910	ARA			DNS		0	-
6	John GRIFFITHS	Alfa Romeo 155	2000	ARB			DNS		0	-

Announcements

RED FLAG at 16.19 - Results declared at 8 laps.

Car No.5 - Not classified - Not running at time of red flag.

Margin of Victory	Avg. Speed	Best Lap Tm	Best Spd	Best Lap by
1.667	79.682	1:36.073	81.426	98 - Adie HAWKINS

Clerk of the Course

Orbits 4

Sig. Time
 Chief Timekeeper - Ian Sharp SMART

www.amb-it.com
 www.mylaps.com

Weather Track

Licensed to: SMART

Printed: 19/04/2009 16:50:27

BRSCC Raceday

BRSCC Alfashop Alfa Romeo Championship

Cadwell Park 2.173 Miles

Race 9 - Round 3

18/04/2009 17:10

Race (20:00 Time) started at 17:20:00

Lap	Lap Tm	Diff	Time of Day
(98) Adie HAWKINS			
1	1:42.945	+6.872	17:21:45.730
2	1:37.517	+1.444	17:23:23.247
3	1:37.769	+1.696	17:25:01.016
4	1:36.073		17:26:37.089
5	1:36.830	+0.757	17:28:13.919
6	1:37.014	+0.941	17:29:50.933
7	1:37.811	+1.738	17:31:28.744
8	1:36.810	+0.737	17:33:05.554

Lap	Lap Tm	Diff	Time of Day
(51) Roger EVANS			
1	1:43.675	+7.106	17:21:46.350
2	1:37.633	+1.064	17:23:23.983
3	1:38.103	+1.534	17:25:02.086
4	1:36.959	+0.390	17:26:39.045
5	1:36.569		17:28:15.614
6	1:37.306	+0.737	17:29:52.920
7	1:37.300	+0.731	17:31:30.220
8	1:37.001	+0.432	17:33:07.221

Lap	Lap Tm	Diff	Time of Day
(1) Neil SMITH			
1	1:46.156	+9.161	17:21:49.788
2	1:39.184	+2.189	17:23:28.972
3	1:39.213	+2.218	17:25:08.185
4	1:36.995		17:26:45.180
5	1:37.905	+0.910	17:28:23.085
6	1:37.545	+0.550	17:30:00.630
7	1:39.475	+2.480	17:31:40.105
8	1:38.757	+1.762	17:33:18.862

Lap	Lap Tm	Diff	Time of Day
(14) Andy PAGE			
1	1:44.514	+5.193	17:21:47.736
2	1:40.116	+0.795	17:23:27.852
3	1:41.258	+1.937	17:25:09.110
4	1:39.321		17:26:48.431
5	1:41.073	+1.752	17:28:29.504
6	1:42.917	+3.596	17:30:12.421
7	1:43.971	+4.650	17:31:56.392
8	1:43.528	+4.207	17:33:39.920

Lap	Lap Tm	Diff	Time of Day
(72) Shaun HAZELWOOD			
1	1:54.251	+7.866	17:21:58.189
2	1:47.936	+1.551	17:23:46.125
3	1:48.183	+1.798	17:25:34.308
4	1:47.253	+0.868	17:27:21.561
5	1:51.365	+4.980	17:29:12.926
6	1:46.595	+0.210	17:30:59.521
7	1:47.139	+0.754	17:32:46.660
8	1:46.385		17:34:33.045

Lap	Lap Tm	Diff	Time of Day
(93) Barry McMAHON			
1	1:55.806	+6.753	17:22:01.036
2	1:50.553	+1.500	17:23:51.589
3	1:50.072	+1.019	17:25:41.661
4	1:49.449	+0.396	17:27:31.110
5	1:49.077	+0.024	17:29:20.187
6	1:50.246	+1.193	17:31:10.433
7	1:49.053		17:32:59.486

Lap	Lap Tm	Diff	Time of Day
(84) Paul BUCKLEY			
1	1:55.566	+6.388	17:22:00.266
2	1:50.998	+1.820	17:23:51.264
3	1:51.509	+2.331	17:25:42.773
4	1:49.978	+0.800	17:27:32.751
5	1:49.178		17:29:21.929

Lap	Lap Tm	Diff	Time of Day
6	1:49.463	+0.285	17:31:11.392
7	1:50.498	+1.320	17:33:01.890

Lap	Lap Tm	Diff	Time of Day
(75) Paul PLANT			
1	1:56.816	+7.388	17:22:03.790
2	1:50.535	+1.107	17:23:54.325
3	1:50.055	+0.627	17:25:44.380
4	1:49.842	+0.414	17:27:34.222
5	1:49.428		17:29:23.650
6	1:52.809	+3.381	17:31:16.459
7	1:49.495	+0.067	17:33:05.954

Lap	Lap Tm	Diff	Time of Day
(61) Mel HEALEY			
1	1:57.962	+8.106	17:22:02.769
2	1:51.695	+1.839	17:23:54.464
3	1:50.832	+0.976	17:25:45.296
4	1:50.563	+0.707	17:27:35.859
5	1:49.878	+0.022	17:29:25.737
6	1:49.856		17:31:15.593
7	1:51.221	+1.365	17:33:06.814

Lap	Lap Tm	Diff	Time of Day
(43) Paul GRAINGER			
1	1:59.903	+9.756	17:22:05.718
2	1:52.880	+2.733	17:23:58.598
3	1:51.521	+1.374	17:25:50.119
4	1:50.225	+0.078	17:27:40.344
5	1:50.147		17:29:30.491
6	1:50.307	+0.160	17:31:20.798
7	1:50.812	+0.665	17:33:11.610

Lap	Lap Tm	Diff	Time of Day
(55) Steve FLETCHER			
1	1:59.403	+6.552	17:22:05.283
2	1:52.955	+0.104	17:23:58.238
3	1:54.106	+1.255	17:25:52.344
4	1:52.897	+0.046	17:27:45.241
5	1:52.851		17:29:38.092
6	1:54.247	+1.396	17:31:32.339
7	1:54.403	+1.552	17:33:26.742

Lap	Lap Tm	Diff	Time of Day
(8) Keith WILLIAMS			
1	2:00.486	+7.606	17:22:06.121
2	1:53.348	+0.468	17:23:59.469
3	1:53.495	+0.615	17:25:52.964
4	1:53.027	+0.147	17:27:45.991
5	1:52.880		17:29:38.871
6	2:03.498	+10.618	17:31:42.369
7	1:53.495	+0.615	17:33:35.864

Lap	Lap Tm	Diff	Time of Day
(39) Sarah HEELS			
1	2:01.064	+6.990	17:22:07.398
2	1:54.074		17:24:01.472
3	1:55.405	+1.331	17:25:56.877
4	1:54.594	+0.520	17:27:51.471
5	1:55.806	+1.732	17:29:47.277
6	1:56.751	+2.677	17:31:44.028
7	1:55.728	+1.654	17:33:39.756

Lap	Lap Tm	Diff	Time of Day
(94) Graham HALL			
1	2:01.925	+6.832	17:22:08.369
2	1:56.597	+1.504	17:24:04.966
3	1:57.289	+2.196	17:26:02.255
4	1:56.794	+1.701	17:27:59.049
5	1:56.870	+1.777	17:29:55.919
6	1:55.093		17:31:51.012
7	1:55.958	+0.865	17:33:46.970

Lap	Lap Tm	Diff	Time of Day
(70) Andrew BRAMAH			
1	2:05.547	+8.430	17:22:12.547
2	1:58.662	+1.545	17:24:11.209
3	1:57.117		17:26:08.326
4	1:57.950	+0.833	17:28:06.276
5	1:59.613	+2.496	17:30:05.889
6	1:58.221	+1.104	17:32:04.110
7	1:57.410	+0.293	17:34:01.520

Lap	Lap Tm	Diff	Time of Day
(5) Ray FOLEY			
1	1:57.239	+7.639	17:22:02.428
2	1:51.340	+1.740	17:23:53.768
3	1:50.103	+0.503	17:25:43.871
4	1:51.319	+1.719	17:27:35.190
5	1:49.639	+0.039	17:29:24.829
6	1:50.402	+0.802	17:31:15.231
7	1:49.600		17:33:04.831

Lap	Lap Tm	Diff	Time of Day
(78) Len BROCK			
1	2:08.169	+4.968	17:22:16.171
2	2:03.201		17:24:19.372
3	2:08.128	+4.927	17:26:27.500
4	2:19.166	+15.965	17:28:46.666

Lap	Lap Tm	Diff	Time of Day
(21) Tim LEWIS			
1	2:43.919		17:22:48.179

Clerk of the Course

Orbits 4

Sig. Time
Chief Timekeeper - Ian Sharp SMART

www.amb-it.com
www.mylaps.com
Licensed to: SMART

Weather Track

BRSCC Alfashop Alfa Romeo Championship

Cadwell Park 2.173 Miles

Race 9 - Round 3

18/04/2009 17:10

Race (20:00 Time) started at 17:20:00

Competitors	Laps									
	0	1	2	3	4	5	6	7	8	
Roger EVANS (51)	1	51	98	98	98	98	98	98	98	98
Adie HAWKINS (98)	2	98	51	51	51	51	51	51	51	51
Andy PAGE (14)	3	14	14	14	1	1	1	1	1	1
Neil SMITH (1)	4	1	1	1	14	14	14	14	14	14
Shaun HAZELWOOD (72)	5	72	72	72	72	72	72	72	72	72
Tim LEWIS (21)	6	21	84	84	93	93	93	93	93	93
Paul BUCKLEY (84)	7	84	93	93	84	84	84	84	84	84
Mel HEALEY (61)	8	61	5	5	5	75	75	5	5	5
Ray FOLEY (5)	9	5	61	75	75	5	5	61	75	75
Barry McMAHON (93)	10	93	75	61	61	61	61	75	61	61
Keith WILLIAMS (8)	11	8	55	55	43	43	43	43	43	43
Paul GRAINGER (43)	12	43	43	43	55	55	55	55	55	55
Steve FLETCHER (55)	13	55	8	8	8	8	8	8	8	8
Sarah HEELS (39)	14	39	39	39	39	39	39	39	39	39
Graham HALL (94)	15	94	94	94	94	94	94	94	94	94
Paul PLANT (75)	16	75	70	70	70	70	70	70	70	70
Andrew BRAMAH (70)	17	70	78	78	78	78	78	78	78	78
Len BROCK (78)	18	78	21							
-	19									
-	20									
-	21									

Motorlawyers Fiat Racing Challenge

Cadwell Park 2.173 Miles

Race 10 - Round 2 - Re-start

18/04/2009 18:05

Race (12:00 Time) started at 18:13:32

Pos	No.	Name	Make/Model	CC	Class	Laps	Total Tm	Diff	Best Tm 1 Lap	Best Spd
1	86	Mark SMITH	Fiat Uno	1300	FR	7	13:02.601		1:48.571	72.052
2	1	Simon McFIE	Fiat Punto	1300	FR	7	13:03.824	1.223	1:49.092	71.708
3	46	Kristofer GREATREX	Fiat Punto	1800	FR	7	13:06.129	3.528	1:49.856	71.210
4	12	James LEVY	Fiat Punto	1800	FR	7	13:08.076	5.475	1:50.034	71.094
5	49	Vic CRAVEN	Fiat Uno	1300	FR	7	13:11.318	8.717	1:51.255	70.314
6	4	Chris McFIE	Fiat Uno	1300	FR	7	13:25.531	22.930	1:53.398	68.985
7	53	Mark SNELLING	Fiat Uno	1800	FR	7	13:26.045	23.444	1:52.450	69.567
8	76	Simon EDWARDS	Fiat Uno	1300	FR	7	13:27.636	25.035	1:53.331	69.026
9	47	Steve TOWNSEND	Fiat Punto	1800	FR	7	13:38.452	35.851	1:54.965	68.045
10	79	Roger ESP	Fiat Uno	1300	FR	7	14:45.836	1:43.235	2:04.669	62.749
Not classified (80% = 5 Laps)										
	2	Jason GREATREX	Fiat Punto	1300	FR		2:19.924	DNF	0	-
	11	Steve TWIST	Fiat Uno	1300	FR			DNS	0	-

Announcements

RED FLAG at 4:27 - Race re-started over 12 minutes.

Margin of Victory	Avg. Speed	Best Lap Tm	Best Spd	Best Lap by
1.223	69.971	1:48.571	72.052	86 - Mark SMITH

Clerk of the Course

Orbits 4

Sig. Time
 Chief Timekeeper - Ian Sharp SMART

www.amb-it.com
 www.mylaps.com

Weather Track

Licensed to: SMART

BRSCC Raceday

Motorlawyers Fiat Racing Challenge

Cadwell Park 2.173 Miles

Race 10 - Round 2 - Re-start

18/04/2009 18:05

Race (12:00 Time) started at 18:13:32

Lap	Lap Tm	Diff	Time of Day
(86) Mark SMITH			
1	1:57.318	+8.747	18:15:32.881
2	1:51.809	+3.238	18:17:24.690
3	1:50.239	+1.668	18:19:14.929
4	1:49.538	+0.967	18:21:04.467
5	1:52.112	+3.541	18:22:56.579
6	1:49.729	+1.158	18:24:46.308
7	1:48.571		18:26:34.879

(1) Simon McFIE			
1	1:55.701	+6.609	18:15:30.965
2	1:50.532	+1.440	18:17:21.497
3	1:51.307	+2.215	18:19:12.804
4	1:51.545	+2.453	18:21:04.349
5	1:52.990	+3.898	18:22:57.339
6	1:49.671	+0.579	18:24:47.010
7	1:49.092		18:26:36.102

(46) Kristofer GREATREX			
1	1:57.278	+7.422	18:15:31.846
2	1:53.401	+3.545	18:17:25.247
3	1:50.843	+0.987	18:19:16.090
4	1:49.856		18:21:05.946
5	1:51.903	+2.047	18:22:57.849
6	1:50.396	+0.540	18:24:48.245
7	1:50.162	+0.306	18:26:38.407

(12) James LEVY			
1	1:55.281	+5.247	18:15:30.205
2	1:50.950	+0.916	18:17:21.155
3	1:51.241	+1.207	18:19:12.396
4	1:51.591	+1.557	18:21:03.987
5	1:52.131	+2.097	18:22:56.118
6	1:54.202	+4.168	18:24:50.320
7	1:50.034		18:26:40.354

(49) Vic CRAVEN			
1	1:56.306	+5.051	18:15:32.210
2	1:52.130	+0.875	18:17:24.340
3	1:52.972	+1.717	18:19:17.312
4	1:51.339	+0.084	18:21:08.651
5	1:51.647	+0.392	18:23:00.298
6	1:51.255		18:24:51.553
7	1:52.043	+0.788	18:26:43.596

(4) Chris McFIE			
1	1:58.446	+5.048	18:15:34.407
2	1:54.606	+1.208	18:17:29.013
3	1:54.157	+0.759	18:19:23.170
4	1:53.715	+0.317	18:21:16.885
5	1:53.669	+0.271	18:23:10.554
6	1:53.398		18:25:03.952
7	1:53.857	+0.459	18:26:57.809

(53) Mark SNELLING			
1	1:58.296	+5.846	18:15:35.022
2	1:54.551	+2.101	18:17:29.573
3	1:54.018	+1.568	18:19:23.591
4	1:54.166	+1.716	18:21:17.757
5	1:54.136	+1.686	18:23:11.893
6	1:52.450		18:25:04.343
7	1:53.980	+1.530	18:26:58.323

(76) Simon EDWARDS			
1	1:59.534	+6.203	18:15:36.148

2	1:54.219	+0.888	18:17:30.367
3	1:54.627	+1.296	18:19:24.994
4	1:54.251	+0.920	18:21:19.245
5	1:53.724	+0.393	18:23:12.969
6	1:53.331		18:25:06.300
7	1:53.614	+0.283	18:26:59.914

(47) Steve TOWNSEND			
1	1:59.468	+4.503	18:15:37.075
2	1:54.965		18:17:32.040
3	1:54.989	+0.024	18:19:27.029
4	1:55.834	+0.869	18:21:22.863
5	1:56.356	+1.391	18:23:19.219
6	1:56.340	+1.375	18:25:15.559
7	1:55.171	+0.206	18:27:10.730

(79) Roger ESP			
1	2:07.706	+3.037	18:15:45.545
2	2:06.687	+2.018	18:17:52.232
3	2:05.769	+1.100	18:19:58.001
4	2:05.092	+0.423	18:22:03.093
5	2:05.131	+0.462	18:24:08.224
6	2:04.669		18:26:12.893
7	2:05.221	+0.552	18:28:18.114

Lap	Lap Tm	Diff	Time of Day
-----	--------	------	-------------

Clerk of the Course

Orbits 4

Sig. Time
Chief Timekeeper - Ian Sharp SMART

www.amb-it.com
www.mylaps.com
Licensed to: SMART

Weather Track

Printed: 19/04/2009 17:08:26

Motorlawyers Fiat Racing Challenge

Cadwell Park 2.173 Miles

Race 10 - Round 2 - Re-start

18/04/2009 18:05

Race (12:00 Time) started at 18:13:32

Competitors	Laps								
	0	1	2	3	4	5	6	7	
Kristofer GREATREX (46)	1	46	12	12	12	12	12	86	86
James LEVY (12)	2	12	1	1	1	1	86	1	1
Simon McFIE (1)	3	1	46	49	86	86	1	46	46
Mark SMITH (86)	4	86	49	86	46	46	46	12	12
Vic CRAVEN (49)	5	49	86	46	49	49	49	49	49
Chris McFIE (4)	6	4	4	4	4	4	4	4	4
Simon EDWARDS (76)	7	76	53	53	53	53	53	53	53
Mark SNELLING (53)	8	53	76	76	76	76	76	76	76
Steve TOWNSEND (47)	9	47	47	47	47	47	47	47	47
Roger ESP (79)	10	79	79	79	79	79	79	79	79
Jason GREATREX (2)	11	2							
-	12								