

Croft

26th / 27th September 2009

Darlington and District Motor Club



Sedric Bell Trophy Race Meeting

S.M.A.R.T.

Scottish Motorsports Automatic Race Timing

Ravenslea, Melrose Road, Galashiels, TD1 2AT

Telephone : 01896 – 752447

DDMC Sedric Bell Trophy Race Meeting

Sorted on Best Lap time

Monoposto Challenge

Croft 2.100 Miles

Practice 1

26/09/2009 09:30

Practice started at 9:31:07

Pos	No.	Name	Make/Model	CC	Class Cc	Laps	Best Tm	Diff 1 Lap	Best Spd	2nd Bes	
1	2	Neil HARRISON	Dalarra F398	2000	M20	14	1:21.633	14	92.610	1:23.963	
2	23	Kat IMPEY	Jedi Mk6	1000	M10	14	1:23.436	1.803	14	90.608	1:23.632
3	9	Richard PURCELL	Vauxhall Lotus	2000	C20	13	1:27.131	5.498	9	86.766	1:28.022
4	5	Russ GILES	Reynard 913	2000	C20	13	1:27.414	5.781	13	86.485	1:29.787
5	7	Geoff FERN	TFR 09	1000	M10	10	1:27.593	5.960	7	86.308	1:28.707
6	47	Barry SMITH	Van Diemen FX02	2000	M20	14	1:27.613	5.980	13	86.289	1:27.660
7	34	Graham READ	Dallara F300	2000	M20	13	1:28.809	7.176	11	85.127	1:29.673
8	8	Nick ANSTRUTHER	Bowman BC3	2000	C20	11	1:28.934	7.301	11	85.007	1:30.200
9	32	Darren FREEMAN	Jedi Mk6	1000	M10	13	1:29.684	8.051	13	84.296	1:31.137
10	82	Lance PRITCHARD	Van Diemen RF82	2000	M18	13	1:29.785	8.152	11	84.201	1:30.945
11	37	Mick KINGHORN	Mygale Novis	2000	M20	13	1:29.922	8.289	9	84.073	1:30.544
12	33	Terry CLARK	Vauxhall Lotus	2000	C20	13	1:30.184	8.551	10	83.829	1:30.638
13	21	Peter WHITMORE	Van Diemen RF05	998	M14	12	1:31.580	9.947	10	82.551	1:31.885
14	36	Chris SPENCER	Formula Vauxhall	2000	C20	12	1:32.546	10.913	9	81.689	1:33.905
15	58	Nigel SMITH	Vauxhall Junior	1600	M16	12	1:32.983	11.350	12	81.305	1:33.354
16	6	Tristan CLIFFE	Dallara F98	2000	M20	4	1:34.596	12.963	3	79.919	1:36.379
17	52	Michael DALE	Van Diemen RF82	2000	M18	12	1:34.648	13.015	11	79.875	1:35.586
18	15	Len TURNER	Jedi Mk6	998	M10	11	1:34.735	13.102	11	79.802	1:38.504
19	66	David PARKINSON	Raynard FF83	1600	M16	13	1:34.878	13.245	13	79.681	1:35.024
20	51	Phillip NICHOLSON	Swift SC97Z	1800	M18	11	1:36.621	14.988	11	78.244	1:37.369
21	63	Rupert READER	Formula Vauxhall	1800	M18	11	1:36.957	15.324	7	77.973	1:37.074
22	81	Christopher ANSTRUTHER	Formula Vauxhall	1600	M18	11	1:40.412	18.779	11	75.290	1:40.534
23	93	Bill JANSON	Jamun 97M	1800	M20	7	1:41.310	19.677	7	74.622	1:41.626
24	59	Ewen SERGISON	Swift SC98Z	1800	M18	10	1:41.418	19.785	9	74.543	1:46.020
25	57	Eddie GUEST	Lola T640	1600	M16	11	1:46.855	25.222	11	70.750	1:47.314
26	67	Sara HUGHES	Agent DR1	1600	M16	8	1:53.863	32.230	4	66.396	1:57.628
27	31	Dave RIPPIN	Speads RM03	1000	M10	1			1	-	

Clerk of the Course - Chris Gibson

Orbits 4

Sig. Time

www.amb-it.com

Chief Timekeeper - Ian Sharp (SMART)

www.mylaps.com

Times on smart-timing.co.uk & mylaps.com

Licensed to: SMART

Printed: 28/09/2009 20:16:59

DDMC Sedric Bell Trophy Race Meeting


Monoposto Challenge

Practice 1

Practice started at 9:31:07

Croft 2.100 Miles

26/09/2009 09:30



Lap	Lap Tm	Diff	Time of Day
(2) Neil HARRISON			
1			9:32:16.001
2	1:33.058	+11.425	9:33:49.059
3	1:32.110	+10.477	9:35:21.169
4	1:28.416	+6.783	9:36:49.585
5	1:27.613	+5.980	9:38:17.198
6	1:24.028	+2.395	9:39:41.226
7	1:31.487	+9.854	9:41:12.713
8	1:28.639	+7.006	9:42:41.352
9	1:26.992	+5.359	9:44:08.344
10	1:25.501	+3.868	9:45:33.845
11	1:26.751	+5.118	9:47:00.596
12	1:23.963	+2.330	9:48:24.559
13	1:25.477	+3.844	9:49:50.036
14	1:21.633		9:51:11.669

Lap	Lap Tm	Diff	Time of Day
(23) Kat IMPEY			
1			9:32:50.780
2	1:40.673	+17.237	9:34:31.453
3	1:32.089	+8.653	9:36:03.542
4	1:32.881	+9.445	9:37:36.423
5	1:27.613	+4.177	9:39:04.036
6	1:34.758	+11.322	9:40:38.794
7	1:26.769	+3.333	9:42:05.563
8	1:24.852	+1.416	9:43:30.415
9	1:25.196	+1.760	9:44:55.611
10	1:23.876	+0.440	9:46:19.487
11	1:25.498	+2.062	9:47:44.985
12	1:27.034	+3.598	9:49:12.019
13	1:23.632	+0.196	9:50:35.651
14	1:23.436		9:51:59.087

Lap	Lap Tm	Diff	Time of Day
(9) Richard PURCELL			
1			9:32:27.834
2	1:43.395	+16.264	9:34:11.229
3	1:39.851	+12.720	9:35:51.080
4	1:41.293	+14.162	9:37:32.373
5	1:33.173	+6.042	9:39:05.546
6	1:41.352	+14.221	9:40:46.898
7	1:29.904	+2.773	9:42:16.802
8	1:29.637	+2.506	9:43:46.439
9	1:27.131		9:45:13.570
10	1:33.587	+6.456	9:46:47.157
11	1:38.968	+11.837	9:48:26.125
12	1:34.619	+7.488	9:50:00.744
13	1:28.022	+0.891	9:51:28.766

Lap	Lap Tm	Diff	Time of Day
(5) Russ GILES			
1			9:32:30.027
2	1:42.270	+14.856	9:34:12.297
3	1:40.803	+13.389	9:35:53.100
4	1:40.614	+13.200	9:37:33.714
5	1:32.657	+5.243	9:39:06.371
6	1:41.610	+14.196	9:40:47.981
7	1:29.793	+2.379	9:42:17.774
8	1:29.787	+2.373	9:43:47.561
9	1:29.861	+2.447	9:45:17.422
10	1:54.239	+26.825	9:47:11.661
11	1:31.347	+3.933	9:48:43.008
12	1:33.283	+5.869	9:50:16.291
13	1:27.414		9:51:43.705

Lap	Lap Tm	Diff	Time of Day
(7) Geoff FERN			
1			9:33:21.451
2	1:39.847	+12.254	9:35:01.298

Lap	Lap Tm	Diff	Time of Day
3	1:31.191	+3.598	9:36:32.489
4	6:18.899	+4:51.306	9:42:51.388
5	1:30.103	+2.510	9:44:21.491
6	1:33.761	+6.168	9:45:55.252
7	1:27.593		9:47:22.845
8	1:28.806	+1.213	9:48:51.651
9	1:29.450	+1.857	9:50:21.101
10	1:28.707	+1.114	9:51:49.808

Lap	Lap Tm	Diff	Time of Day
(47) Barry SMITH			
1			9:32:33.508
2	1:37.584	+9.971	9:34:11.092
3	1:31.454	+3.841	9:35:42.546
4	1:30.786	+3.173	9:37:13.332
5	1:32.648	+5.035	9:38:45.980
6	1:28.297	+0.684	9:40:14.277
7	1:29.915	+2.302	9:41:44.192
8	1:29.205	+1.592	9:43:13.397
9	1:30.415	+2.802	9:44:43.812
10	1:32.173	+4.560	9:46:15.985
11	1:28.516	+0.903	9:47:44.501
12	1:30.574	+2.961	9:49:15.075
13	1:27.613		9:50:42.688
14	1:27.660	+0.047	9:52:10.348

Lap	Lap Tm	Diff	Time of Day
(34) Graham READ			
1			9:33:24.368
2	1:44.549	+15.740	9:35:08.917
3	1:37.151	+8.342	9:36:46.068
4	1:32.893	+4.084	9:38:18.961
5	1:32.246	+3.437	9:39:51.207
6	1:31.435	+2.626	9:41:22.642
7	1:29.875	+1.066	9:42:52.517
8	1:33.470	+4.661	9:44:25.987
9	1:30.209	+1.400	9:45:56.196
10	1:30.419	+1.610	9:47:26.615
11	1:28.809		9:48:55.424
12	1:29.673	+0.864	9:50:25.097
13	1:30.907	+2.098	9:51:56.004

Lap	Lap Tm	Diff	Time of Day
(8) Nick ANSTRUTHER			
1			9:33:33.997
2	1:51.610	+22.676	9:35:25.607
3	1:37.896	+8.962	9:37:03.503
4	1:43.063	+14.129	9:38:46.566
5	1:31.319	+2.385	9:40:17.885
6	1:34.813	+5.879	9:41:52.698
7	1:32.863	+3.929	9:43:25.561
8	1:30.200	+1.266	9:44:55.761
9	1:34.243	+5.309	9:46:30.004
10	1:30.853	+1.919	9:48:00.857
11	1:28.934		9:49:29.791

Lap	Lap Tm	Diff	Time of Day
(32) Darren FREEMAN			
1			9:33:07.736
2	1:40.432	+10.748	9:34:48.168
3	1:33.790	+4.106	9:36:21.958
4	1:31.232	+1.548	9:37:53.190
5	1:35.901	+6.217	9:39:29.091
6	1:34.591	+4.907	9:41:03.682
7	1:40.268	+10.584	9:42:43.950
8	1:32.535	+2.851	9:44:16.485
9	1:33.284	+3.600	9:45:49.769
10	1:31.137	+1.453	9:47:20.906
11	1:34.252	+4.568	9:48:55.158
12	1:36.517	+6.833	9:50:31.675

Lap	Lap Tm	Diff	Time of Day
13	1:29.684		9:52:01.359
(82) Lance PRITCHARD			
1			9:33:20.608
2	1:41.152	+11.367	9:35:01.760
3	1:34.451	+4.666	9:36:36.211
4	1:35.947	+6.162	9:38:12.158
5	1:33.744	+3.959	9:39:45.902
6	1:32.354	+2.569	9:41:18.256
7	1:33.433	+3.648	9:42:51.689
8	1:34.952	+5.167	9:44:26.641
9	1:31.292	+1.507	9:45:57.933
10	1:30.945	+1.160	9:47:28.878
11	1:29.785		9:48:58.663
12	1:46.455	+16.670	9:50:45.118
13	1:30.991	+1.206	9:52:16.109

Lap	Lap Tm	Diff	Time of Day
(37) Mick KINGHORN			
1			9:32:59.448
2	1:40.501	+10.579	9:34:39.949
3	1:34.418	+4.496	9:36:14.367
4	1:34.244	+4.322	9:37:48.611
5	1:33.010	+3.088	9:39:21.621
6	1:30.544	+0.622	9:40:52.165
7	1:35.975	+6.053	9:42:28.140
8	1:31.670	+1.748	9:43:59.810
9	1:29.922		9:45:29.732
10	1:49.953	+20.031	9:47:19.685
11	1:31.844	+1.922	9:48:51.529
12	1:32.021	+2.099	9:50:23.550
13	1:32.019	+2.097	9:51:55.569

Lap	Lap Tm	Diff	Time of Day
(33) Terry CLARK			
1			9:33:00.741
2	1:48.149	+17.965	9:34:48.890
3	1:37.207	+7.023	9:36:26.097
4	1:34.541	+4.357	9:38:00.638
5	1:31.369	+1.185	9:39:32.007
6	1:35.237	+5.053	9:41:07.244
7	1:32.884	+2.700	9:42:40.128
8	1:34.091	+3.907	9:44:14.219
9	1:30.638	+0.454	9:45:44.857
10	1:30.184		9:47:15.041
11	1:32.138	+1.954	9:48:47.179
12	1:37.658	+7.474	9:50:24.837
13	1:32.742	+2.558	9:51:57.579

Lap	Lap Tm	Diff	Time of Day
(21) Peter WHITMORE			
1			9:33:21.195
2	1:46.691	+15.111	9:35:07.886
3	1:36.530	+4.950	9:36:44.416
4	1:37.665	+6.085	9:38:22.081
5	1:34.985	+3.405	9:39:57.066
6	1:38.287	+6.707	9:41:35.353
7	1:35.820	+4.240	9:43:11.173
8	1:31.885	+0.305	9:44:43.058
9	1:32.456	+0.876	9:46:15.514
10	1:31.580		9:47:47.094
11	1:33.441	+1.861	9:49:20.535
12	1:33.890	+2.310	9:50:54.425

Lap	Lap Tm	Diff	Time of Day
(36) Chris SPENCER			
1			9:33:41.154
2	1:46.305	+13.759	9:35:27.459
3	1:46.123	+13.577	9:37:13.582
4	1:44.947	+12.401	9:38:58.529

Clerk of the Course - Chris Gibson

Orbits 4

Sig. Time
Chief Timekeeper - Ian Sharp (SMART)
Times on smart-timing.co.uk & mylaps.com

www.amb-it.com
www.mylaps.com
Licensed to: SMART

DDMC Sedric Bell Trophy Race Meeting

Monoposto Challenge

Croft 2.100 Miles

Practice 1

26/09/2009 09:30

Practice started at 9:31:07

Lap	Lap Tm	Diff	Time of Day
5	1:40.439	+7.893	9:40:38.968
6	1:36.868	+4.322	9:42:15.836
7	1:47.811	+15.265	9:44:03.647
8	1:37.959	+5.413	9:45:41.606
9	1:32.546		9:47:14.152
10	1:33.905	+1.359	9:48:48.057
11	1:33.908	+1.362	9:50:21.965
12	1:36.375	+3.829	9:51:58.340

(58) Nigel SMITH

Lap	Lap Tm	Diff	Time of Day
1			9:33:36.670
2	1:51.021	+18.038	9:35:27.691
3	1:47.516	+14.533	9:37:15.207
4	1:44.310	+11.327	9:38:59.517
5	1:49.455	+16.472	9:40:48.972
6	1:40.161	+7.178	9:42:29.133
7	1:34.121	+1.138	9:44:03.254
8	1:36.476	+3.493	9:45:39.730
9	1:33.735	+0.752	9:47:13.465
10	1:33.354	+0.371	9:48:46.819
11	1:34.167	+1.184	9:50:20.986
12	1:32.983		9:51:53.969

(6) Tristan CLIFFE

Lap	Lap Tm	Diff	Time of Day
1			9:33:49.651
2	1:51.437	+16.841	9:35:41.088
3	1:34.596		9:37:15.684
4	1:36.379	+1.783	9:38:52.063

(52) Michael DALE

Lap	Lap Tm	Diff	Time of Day
1			9:33:27.886
2	1:58.612	+23.964	9:35:26.498
3	1:46.891	+12.243	9:37:13.389
4	1:45.853	+11.205	9:38:59.242
5	1:41.614	+6.966	9:40:40.856
6	1:36.831	+2.183	9:42:17.687
7	1:40.371	+5.723	9:43:58.058
8	1:36.170	+1.522	9:45:34.228
9	1:36.385	+1.737	9:47:10.613
10	1:35.586	+0.938	9:48:46.199
11	1:34.648		9:50:20.847
12	1:36.729	+2.081	9:51:57.576

(15) Len TURNER

Lap	Lap Tm	Diff	Time of Day
1			9:33:27.305
2	1:58.065	+23.330	9:35:25.370
3	1:47.539	+12.804	9:37:12.909
4	1:45.661	+10.926	9:38:58.570
5	1:54.156	+19.421	9:40:52.726
6	1:45.379	+10.644	9:42:38.105
7	1:42.067	+7.332	9:44:20.172
8	1:40.702	+5.967	9:46:00.874
9	1:38.504	+3.769	9:47:39.378
10	1:39.079	+4.344	9:49:18.457
11	1:34.735		9:50:53.192

(66) David PARKINSON

Lap	Lap Tm	Diff	Time of Day
1			9:32:48.721
2	1:44.479	+9.601	9:34:33.200
3	1:37.696	+2.818	9:36:10.896
4	1:38.613	+3.735	9:37:49.509
5	1:38.380	+3.502	9:39:27.889
6	1:39.199	+4.321	9:41:07.088
7	1:37.313	+2.435	9:42:44.401
8	1:36.263	+1.385	9:44:20.664
9	1:35.024	+0.146	9:45:55.888

Lap	Lap Tm	Diff	Time of Day
10	1:37.489	+2.611	9:47:33.177
11	1:35.707	+0.829	9:49:08.884
12	1:37.542	+2.664	9:50:46.426
13	1:34.878		9:52:21.304

(51) Phillip NICHOLSON

Lap	Lap Tm	Diff	Time of Day
1			9:33:47.710
2	2:00.392	+23.771	9:35:48.102
3	1:53.163	+16.542	9:37:41.265
4	1:41.501	+4.880	9:39:22.766
5	1:46.317	+9.696	9:41:09.083
6	1:40.413	+3.792	9:42:49.496
7	1:40.203	+3.582	9:44:29.699
8	1:38.565	+1.944	9:46:08.264
9	1:37.369	+0.748	9:47:45.633
10	1:40.907	+4.286	9:49:26.540
11	1:36.621		9:51:03.161

(63) Rupert READER

Lap	Lap Tm	Diff	Time of Day
1			9:33:42.783
2	1:45.879	+8.922	9:35:28.662
3	3:01.608	+1:24.651	9:38:30.270
4	1:41.813	+4.856	9:40:12.083
5	1:39.850	+2.893	9:41:51.933
6	1:38.896	+1.939	9:43:30.829
7	1:36.957		9:45:07.786
8	1:38.820	+1.863	9:46:46.606
9	1:37.074	+0.117	9:48:23.680
10	1:37.318	+0.361	9:50:00.998
11	1:37.094	+0.137	9:51:38.092

(81) Christopher ANSTRUTHER

Lap	Lap Tm	Diff	Time of Day
1			9:33:28.701
2	1:53.447	+13.035	9:35:22.148
3	1:47.924	+7.512	9:37:10.072
4	1:46.352	+5.940	9:38:56.424
5	1:51.729	+11.317	9:40:48.153
6	1:44.769	+4.357	9:42:32.922
7	1:41.482	+1.070	9:44:14.404
8	1:40.822	+0.410	9:45:55.226
9	1:42.510	+2.098	9:47:37.736
10	1:40.534	+0.122	9:49:18.270
11	1:40.412		9:50:58.682

(93) Bill JANSON

Lap	Lap Tm	Diff	Time of Day
1			9:32:50.369
2	1:49.778	+8.468	9:34:40.147
3	1:45.761	+4.451	9:36:25.908
4	1:43.891	+2.581	9:38:09.799
5	1:43.058	+1.748	9:39:52.857
6	1:41.626	+0.316	9:41:34.483
7	1:41.310		9:43:15.793

(59) Ewen SERGISON

Lap	Lap Tm	Diff	Time of Day
1			9:33:46.431
2	2:00.933	+19.515	9:35:47.364
3	1:55.962	+14.544	9:37:43.326
4	1:47.794	+6.376	9:39:31.120
5	2:30.908	+49.490	9:42:02.028
6	1:59.319	+17.901	9:44:01.347
7	1:47.370	+5.952	9:45:48.717
8	1:46.020	+4.602	9:47:34.737
9	1:41.418		9:49:16.155
10	2:04.909	+23.491	9:51:21.064

(57) Eddie GUEST

Lap	Lap Tm	Diff	Time of Day
1			9:33:01.209
2	2:01.699	+14.844	9:35:02.908
3	1:54.606	+7.751	9:36:57.514
4	1:55.982	+9.127	9:38:53.496
5	1:53.759	+6.904	9:40:47.255
6	1:53.532	+6.677	9:42:40.787
7	1:49.410	+2.555	9:44:30.197
8	1:50.209	+3.354	9:46:20.406
9	1:48.579	+1.724	9:48:08.985
10	1:47.314	+0.459	9:49:56.299
11	1:46.855		9:51:43.154

(67) Sara HUGHES

Lap	Lap Tm	Diff	Time of Day
1			9:32:58.581
2	2:03.506	+9.643	9:35:02.087
3	1:59.278	+5.415	9:37:01.365
4	1:53.863		9:38:55.228
5	1:57.628	+3.765	9:40:52.856
6	1:58.529	+4.666	9:42:51.385
7	1:59.174	+5.311	9:44:50.559
8	2:00.443	+6.580	9:46:51.002

(31) Dave RIPPIN

Lap	Lap Tm	Diff	Time of Day
1			9:33:03.979

Clerk of the Course - Chris Gibson

Orbits 4

Sig. Time
 Chief Timekeeper - Ian Sharp (SMART)
 Times on smart-timing.co.uk & mylaps.com

www.amb-it.com
 www.mylaps.com
 Licensed to: SMART

DDMC Sedric Bell Trophy Race Meeting

Monoposto Challenge

Croft 2.100 Miles

Race 15 - Open Race

27/09/2009 17:05

Race (20:00 Time)

POLE POSITION

2
23 Kat IMPEY
1:23.436

4
5 Russ GILES
1:27.414

6
34 Graham READ
1:28.809

8
33 Terry CLARK
1:30.184

10
58 Nigel SMITH
1:32.983

12
51 Phillip NICHOLSON
1:36.621

14
81 Christopher ANSTRUTHER
1:40.412

16
57 Eddie GUEST
1:46.855

1
2 Neil HARRISON
1:21.633

3
9 Richard PURCELL
1:27.131

5
7 Geoff FERN
1:27.593

7
32 Darren FREEMAN
1:29.684

9
36 Chris SPENCER
1:32.546

11
15 Len TURNER
1:34.735

13
63 Rupert READER
1:36.957

15
59 Ewen SERGISON
1:41.418

1

2

3

4

5

6

7

8

NSSCC Classes A,E,F,G

Croft 2.100 Miles

Practice 2

26/09/2009 09:55

Practice started at 9:59:12

Pos	No.	Name	Make/Model	CC	Class	Laps	Best Tm	Diff n Lap	Best Spd	2nd Best
1	7	Phil MORRIS	Caterham 7	2298	E	8	1:28.656		85.273	1:29.609
2	69	Simon BLANCKLEY	Porsche 996 GT3	3600	A1	6	1:28.815	0.159	85.121	1:28.905
3	98	Simon DEATON	Mitsubishi Evo 5	2000T	A2	6	1:31.735	3.079	82.411	1:33.252
4	18	Peter ISHERWOOD	Subaru Impreza	2000T	A2	9	1:32.618	3.962	81.626	1:32.823
5	52	Ian HEPBURN	Westfield Seight	4900	A1	10	1:33.432	4.776	80.914	1:33.754
6	23	Tim EVANS	Subaru Impreza	2000T	A2	8	1:33.590	4.934	80.778	1:33.622
7	76	Colin SIMPSON	Marcos Mantis	4600	A1	2	1:33.797	5.141	80.600	
8	61	Andy ROBINSON	Peugeot	1999	A2	9	1:34.783	6.127	79.761	1:35.478
9	86	Chris HUNTLEY	Subaru Impreza	1998	A2	6	1:35.047	6.391	79.540	1:36.162
10	9	Andy HARVEY	Subaru Impreza	2000T	A2	6	1:35.402	6.746	79.244	1:36.287
11	30	Rachael FINNEY	Porsche 944t	2479	A1	6	1:35.419	6.763	79.230	1:45.675
12	4	David BONE	Westfield SeiW	2000	A2	9	1:36.363	7.707	78.453	1:36.761
13	78	Jim GEDDIE	Porsche 996 Cup	3800	A1	7	1:36.661	8.005	78.211	1:36.723
14	79	Andrew TATE	Porsche 996 RSR	3600	A1	8	1:37.458	8.802	77.572	1:37.710
15	96	Andrew WILSON	Toyota Starlet	2000	A2	9	1:37.484	8.828	77.551	1:37.825
16	8	David BOTTERILL	Porsche 944	2994	A1	3	1:38.146	9.490	77.028	1:38.571
17	11	Paul COLLINGWOOD	Sylva Riot	1600	E	9	1:38.996	10.340	76.367	1:39.955
18	21	Russel HENNESSY	Shelsley GTR	2300	A2	6	1:39.025	10.369	76.344	1:40.940
19	88	Jim SEMPLE	MMS RS200	1993	A1	6	1:39.267	10.611	76.158	1:39.893
20	35	Fraser ROBERTSON	Porsche 996	3600	A1	3	1:39.768	11.112	75.776	2:28.575
21	36	Chris SNELL	Westfield GTS	1298	F	5	1:40.188	11.532	75.458	1:41.418
22	24	Alan McPHERSON	Formula 27 Blade	919	F	9	1:40.450	11.794	75.261	1:40.706
23	68	Dave BENNETT	Porsche 996 Gt3 Cup	3600	A1	6	1:40.602	11.946	75.148	1:41.389
24	6	James HAMILL	Ginetta G20	1800	G	9	1:42.692	14.036	73.618	1:42.804
25	31	John HEWITSON	Westfield SE	1662	G	7	1:47.204	18.548	70.520	1:48.658
26	22	James BUCKTON	Westfield 11	1300	E	8	1:50.373	21.717	68.495	1:50.801

Announcements

Car No's 35 & 68 - No working transponders - Please fix before racing.

Clerk of the Course - Chris Gibson

Orbits 4

Sig. Time

www.amb-it.com

Chief Timekeeper - Ian Sharp (SMART)

www.mylaps.com

Times on smart-timing.co.uk & mylaps.com

Licensed to: SMART

DDMC Sedric Bell Trophy Race Meeting

NSSCC Classes A,E,F,G

Croft 2.100 Miles

Practice 2

26/09/2009 09:55

Practice started at 9:59:12

Lap	Lap Tm	Diff	Time of Day
(7) Phil MORRIS			
1			10:00:29.708
2	1:36.522	+7.866	10:02:06.230
3	1:34.782	+6.126	10:03:41.012
4	1:29.609	+0.953	10:05:10.621
5	1:32.701	+4.045	10:06:43.322
6	1:30.249	+1.593	10:08:13.571
7	1:28.656		10:09:42.227
8	1:29.625	+0.969	10:11:11.852
(69) Simon BLANCKLEY			
1			10:01:10.203
2	1:37.479	+8.664	10:02:47.682
3	5:38.441	+4:09.626	10:08:26.123
4	1:31.530	+2.715	10:09:57.653
5	1:28.815		10:11:26.468
6	1:28.905	+0.090	10:12:55.373
(98) Simon DEATON			
1			10:01:08.992
2	1:42.395	+10.660	10:02:51.387
3	1:37.774	+6.039	10:04:29.161
4	6:10.353	+4:38.618	10:10:39.514
5	1:33.252	+1.517	10:12:12.766
6	1:31.735		10:13:44.501
(18) Peter ISHERWOOD			
1			10:01:08.493
2	1:41.823	+9.205	10:02:50.316
3	1:38.061	+5.443	10:04:28.377
4	1:33.873	+1.255	10:06:02.250
5	1:39.499	+6.881	10:07:41.749
6	1:32.823	+0.205	10:09:14.572
7	1:34.979	+2.361	10:10:49.551
8	1:32.618		10:12:22.169
9	1:33.188	+0.570	10:13:55.357
(52) Ian HEPBURN			
1			10:00:53.669
2	1:37.386	+3.954	10:02:31.055
3	1:36.878	+3.446	10:04:07.933
4	1:36.756	+3.324	10:05:44.689
5	1:33.754	+0.322	10:07:18.443
6	1:33.432		10:08:51.875
7	1:37.467	+4.035	10:10:29.342
8	1:34.355	+0.923	10:12:03.697
9	1:35.334	+1.902	10:13:39.031
10	1:36.515	+3.083	10:15:15.546
(23) Tim EVANS			
1			10:01:05.382
2	1:41.391	+7.801	10:02:46.773
3	4:16.638	+2:43.048	10:07:03.411
4	1:38.939	+5.349	10:08:42.350
5	1:35.405	+1.815	10:10:17.755
6	1:33.622	+0.032	10:11:51.377
7	1:34.665	+1.075	10:13:26.042
8	1:33.590		10:14:59.632
(76) Colin SIMPSON			
1			10:00:50.788
2	1:33.797		10:02:24.585
(61) Andy ROBINSON			
1			10:01:02.858

Lap	Lap Tm	Diff	Time of Day
2	1:52.192	+17.409	10:02:55.050
3	1:44.704	+9.921	10:04:39.754
4	1:37.593	+2.810	10:06:17.347
5	1:35.478	+0.695	10:07:52.825
6	1:35.541	+0.758	10:09:28.366
7	1:36.936	+2.153	10:11:05.302
8	1:34.783		10:12:40.085
9	1:36.403	+1.620	10:14:16.488
(86) Chris HUNTLEY			
1			10:01:01.488
2	1:46.293	+11.246	10:02:47.781
3	1:43.739	+8.692	10:04:31.520
4	1:36.869	+1.822	10:06:08.389
5	1:35.047		10:07:43.436
6	1:36.162	+1.115	10:09:19.598
(9) Andy HARVEY			
1			10:01:21.492
2	1:48.891	+13.489	10:03:10.383
3	1:39.279	+3.877	10:04:49.662
4	1:36.287	+0.885	10:06:25.949
5	1:35.402		10:08:01.351
6	1:37.119	+1.717	10:09:38.470
(30) Rachael FINNEY			
1			10:00:39.049
2	1:49.237	+13.818	10:02:28.286
3	1:45.675	+10.256	10:04:13.961
4	1:55.275	+19.856	10:06:09.236
5	7:02.637	+5:27.218	10:13:11.873
6	1:35.419		10:14:47.292
(4) David BONE			
1			10:00:48.243
2	1:45.502	+9.139	10:02:33.745
3	1:40.463	+4.100	10:04:14.208
4	1:41.989	+5.626	10:05:56.197
5	1:37.724	+1.361	10:07:33.921
6	1:36.363		10:09:10.284
7	1:40.131	+3.768	10:10:50.415
8	1:36.761	+0.398	10:12:27.176
9	1:37.799	+1.436	10:14:04.975
(78) Jim GEDDIE			
1			10:01:02.918
2	1:37.854	+1.193	10:02:40.772
3	1:36.661		10:04:17.433
4	1:36.723	+0.062	10:05:54.156
5	1:38.873	+2.212	10:07:33.029
6	1:52.909	+16.248	10:09:25.938
7	1:37.388	+0.727	10:11:03.326
(79) Andrew TATE			
1			10:01:55.798
2	2:04.090	+26.632	10:03:59.888
3	2:00.351	+22.893	10:06:00.239
4	1:42.261	+4.803	10:07:42.500
5	1:39.671	+2.213	10:09:22.171
6	1:38.139	+0.681	10:11:00.310
7	1:37.458		10:12:37.768
8	1:37.710	+0.252	10:14:15.478
(96) Andrew WILSON			
1			10:00:48.666
2	1:42.836	+5.352	10:02:31.502

Lap	Lap Tm	Diff	Time of Day
3	1:42.098	+4.614	10:04:13.600
4	1:40.753	+3.269	10:05:54.353
5	1:38.321	+0.837	10:07:32.674
6	1:37.484		10:09:10.158
7	1:39.123	+1.639	10:10:49.281
8	1:37.825	+0.341	10:12:27.106
9	1:39.258	+1.774	10:14:06.364
(8) David BOTTERILL			
1			10:00:36.976
2	1:38.146		10:02:15.122
3	1:38.571	+0.425	10:03:53.693
(11) Paul COLLINGWOOD			
1			10:00:54.974
2	1:43.554	+4.558	10:02:38.528
3	1:48.842	+9.846	10:04:27.370
4	1:42.741	+3.745	10:06:10.111
5	1:40.096	+1.100	10:07:50.207
6	1:41.707	+2.711	10:09:31.914
7	1:40.769	+1.773	10:11:12.683
8	1:38.996		10:12:51.679
9	1:39.955	+0.959	10:14:31.634
(21) Russel HENNESSY			
1			10:00:35.791
2	1:45.279	+6.254	10:02:21.070
3	1:42.060	+3.035	10:04:03.130
4	1:41.548	+2.523	10:05:44.678
5	1:39.025		10:07:23.703
6	1:40.940	+1.915	10:09:04.643
(88) Jim SEMPLE			
1			10:02:07.805
2	1:47.787	+8.520	10:03:55.592
3	1:39.893	+0.626	10:05:35.485
4	1:39.267		10:07:14.752
5	1:40.559	+1.292	10:08:55.311
6	1:44.869	+5.602	10:10:40.180
(35) Fraser ROBERTSON			
1			10:06:44.834
2	1:39.768		10:08:24.602
3	2:28.575	+48.807	10:10:53.177
(36) Chris SNELL			
1			10:01:38.652
2	1:57.602	+17.414	10:03:36.254
3	1:45.096	+4.908	10:05:21.350
4	1:41.418	+1.230	10:07:02.768
5	1:40.188		10:08:42.956
(24) Alan McPHERSON			
1			10:00:34.134
2	1:50.647	+10.197	10:02:24.781
3	1:47.815	+7.365	10:04:12.596
4	1:45.348	+4.898	10:05:57.944
5	1:40.706	+0.256	10:07:38.650
6	1:43.159	+2.709	10:09:21.809
7	1:44.178	+3.728	10:11:05.987
8	1:41.835	+1.385	10:12:47.822
9	1:40.450		10:14:28.272
(68) Dave BENNETT			
1			10:06:35.988
2	1:45.070	+4.468	10:08:21.058

Clerk of the Course - Chris Gibson

Orbits 4

Sig. Time
 Chief Timekeeper - Ian Sharp (SMART)
 Times on smart-timing.co.uk & mylaps.com

www.amb-it.com
 www.mylaps.com
 Licensed to: SMART

DDMC Sedric Bell Trophy Race Meeting


NSSCC Classes A,E,F,G

Croft 2.100 Miles

Practice 2

26/09/2009 09:55

Practice started at 9:59:12



Lap	Lap Tm	Diff	Time of Day
3	1:45.344	+4.742	10:10:06.402
4	1:40.602		10:11:47.004
5	1:41.389	+0.787	10:13:28.393
6	1:41.671	+1.069	10:15:10.064

(6) James HAMILL

Lap	Lap Tm	Diff	Time of Day
1			10:01:22.177
2	1:47.321	+4.629	10:03:09.498
3	1:43.535	+0.843	10:04:53.033
4	1:45.935	+3.243	10:06:38.968
5	1:44.147	+1.455	10:08:23.115
6	1:44.770	+2.078	10:10:07.885
7	1:42.692		10:11:50.577
8	1:42.875	+0.183	10:13:33.452
9	1:42.804	+0.112	10:15:16.256

(31) John HEWITSON

Lap	Lap Tm	Diff	Time of Day
1			10:01:01.545
2	1:58.315	+11.111	10:02:59.860
3	1:51.652	+4.448	10:04:51.512
4	1:49.441	+2.237	10:06:40.953
5	1:47.204		10:08:28.157
6	1:54.641	+7.437	10:10:22.798
7	1:48.658	+1.454	10:12:11.456

(22) James BUCKTON

Lap	Lap Tm	Diff	Time of Day
1			10:00:54.710
2	2:00.034	+9.661	10:02:54.744
3	1:55.977	+5.604	10:04:50.721
4	1:55.809	+5.436	10:06:46.530
5	1:52.030	+1.657	10:08:38.560
6	1:56.286	+5.913	10:10:34.846
7	1:50.373		10:12:25.219
8	1:50.801	+0.428	10:14:16.020

Lap	Lap Tm	Diff	Time of Day
-----	--------	------	-------------

Lap	Lap Tm	Diff	Time of Day
-----	--------	------	-------------

Clerk of the Course - Chris Gibson

Orbits 4

Sig. Time
 Chief Timekeeper - Ian Sharp (SMART)
 Times on smart-timing.co.uk & mylaps.com

www.amb-it.com
 www.mylaps.com
 Licensed to: SMART

DDMC Sedric Bell Trophy Race Meeting


NSSCC Classes A,E,F,G

Croft 2.100 Miles

Race 2 - First Race

26/09/2009 14:45

Race (15:00 and 1 Laps)



POLE POSITION

Rank	Driver	Time	Rank	Driver	Time
2	69 Simon BLANCKLEY	1:28.815	1	7 Phil MORRIS	1:28.656
4	18 Peter ISHERWOOD	1:32.618	3	98 Simon DEATON	1:31.735
6	23 Tim EVANS	1:33.590	5	52 Ian HEPBURN	1:33.432
8	61 Andy ROBINSON	1:34.783	7	76 Colin SIMPSON	1:33.797
10	9 Andy HARVEY	1:35.402	9	86 Chris HUNTLEY	1:35.047
12	4 David BONE	1:36.363	11	30 Rachael FINNEY	1:35.419
14	96 Andrew WILSON	1:37.484	13	79 Andrew TATE	1:37.458
16	11 Paul COLLINGWOOD	1:38.996	15	8 David BOTTERILL	1:38.146
18	88 Jim SEMPLE	1:39.267	17	21 Russel HENNESSY	1:39.025
20	36 Chris SNELL	1:40.188	19	35 Fraser ROBERTSON	1:39.768

Clerk of the Course - Chris Gibson

Orbits 4

Sig. Time

www.amb-it.com

Chief Timekeeper - Ian Sharp (SMART)

www.mylaps.com

Times on smart-timing.co.uk & mylaps.com

Licensed to: SMART

DDMC Sedic Bell Trophy Race Meeting


NSSCC Classes A,E,F,G

Croft 2.100 Miles

Race 2 - First Race

26/09/2009 14:45

Race (15:00 and 1 Laps)



22 68 Dave BENNETT 1:40.602	21 24 Alan McPHERSON 1:40.450	11
24 31 John HEWITSON 1:47.204	23 6 James HAMILL 1:42.692	12
26 78 Jim GEDDIE	25 22 James BUCKTON 1:50.373	13

DDMC Sedric Bell Trophy Race Meeting


NSSCC Classes A,E,F,G

Croft 2.100 Miles

Race 9 - Second race

27/09/2009 13:45

Race



POLE POSITION

Rank	Driver	Time	Rank	Driver	Time
2	7 Phil MORRIS	1:29.609	1	69 Simon BLANCKLEY	1:28.905
4	98 Simon DEATON	1:33.252	3	18 Peter ISHERWOOD	1:32.823
6	52 Ian HEPBURN	1:33.754	5	23 Tim EVANS	1:33.622
8	86 Chris HUNTLEY	1:36.162	7	61 Andy ROBINSON	1:35.478
10	78 Jim GEDDIE	1:36.723	9	9 Andy HARVEY	1:36.287
12	79 Andrew TATE	1:37.710	11	4 David BONE	1:36.761
14	8 David BOTTERILL	1:38.571	13	96 Andrew WILSON	1:37.825
16	11 Paul COLLINGWOOD	1:39.955	15	88 Jim SEMPLE	1:39.893
18	21 Russel HENNESSY	1:40.940	17	24 Alan McPHERSON	1:40.706
20	36 Chris SNELL	1:41.418	19	68 Dave BENNETT	1:41.389

Clerk of the Course - Chris Gibson

Orbits 4

Sig. Time

www.amb-it.com

Chief Timekeeper - Ian Sharp (SMART)

www.mylaps.com

Times on smart-timing.co.uk & mylaps.com

Licensed to: SMART

DDMC Sedic Bell Trophy Race Meeting


NSSCC Classes A,E,F,G

Croft 2.100 Miles

Race 9 - Second race

27/09/2009 13:45

Race



22 30 Rachael FINNEY 1:45.675
24 22 James BUCKTON 1:50.801
26 57 Brian MURPHY

21 6 James HAMILL 1:42.804
23 31 John HEWITSON 1:48.658
25 35 Fraser ROBERTSON 2:28.575
27 76 Colin SIMPSON

11
12
13
14

DDMC Sedric Bell Trophy Race Meeting

Sorted on Best Lap time

Porsche Club Championship

Croft 2.100 Miles

Practice 3

26/09/2009 10:20

Practice started at 10:26:49

Pos	No.	Name	Make/Model	CC	Class Code	Laps	Best Tm	Diff 1 Lap	Best Spd	2nd Best
1	14	Mark McALEER	Porsche 968 CS	3000	1	12	1:35.443	10	79.210	1:35.738
2	99	Marcus CARNIEL	Porsche 964 SC	3600	1	12	1:35.679	0.236 10	79.014	1:36.342
3	1	Jeremy CLARK	Porsche 944 C2	3000	2	11	1:35.684	0.241 11	79.010	1:35.805
4	35	Ben DEMETRIOU	Porsche 968 CS	3000	1	12	1:35.867	0.424 10	78.859	1:36.247
5	2	Richard LAMBERT	Porsche 964 C2	3600	1	13	1:36.248	0.805 13	78.547	1:36.399
6	8	David BOTTERILL	Porsche 964 C2	3600	1	12	1:36.394	0.951 7	78.428	1:36.539
7	3	Peter MORRIS	Porsche 968 CS	3000	1	12	1:37.203	1.760 6	77.775	1:37.209
8	39	Chris DYER	Porsche 944 S2	3000	2	12	1:37.293	1.850 6	77.703	1:37.457
9	10	Richard ELLIS	Porsche 993 C2	3600	1	12	1:37.718	2.275 12	77.365	1:37.902
10	85	Tim BATES	Porsche 911 SC	3000	2	12	1:38.211	2.768 5	76.977	1:38.228
11	68	Richard HIGGINS	Porsche 968 CS	3000	1	12	1:38.225	2.782 11	76.966	1:39.452
12	90	Paul FOLLETT	Porsche 968 CS	3000	1	11	1:38.981	3.538 11	76.378	1:39.171
13	20	John WILLIAMS	Porsche 911 CS	3200	1	12	1:39.038	3.595 9	76.334	1:39.091
14	65	Mike CLAPHAM	Porsche 944 S2	3000	2	12	1:39.299	3.856 9	76.134	1:39.533
15	60	Adrian STOCK	Porsche 968 CS	3000	1	12	1:39.453	4.010 10	76.016	1:39.933
16	11	Anthony OLIVER	Porsche 911 SC	3000	3	12	1:41.895	6.452 10	74.194	1:41.945
17	36	John GILMORE	Porsche 911 SC	3000	2	11	1:44.180	8.737 10	72.567	1:45.007
18	33	Malcolm JONES	Porsche 964 C2	3600	1	10	1:44.487	9.044 7	72.353	1:44.828
19	29	Ian BALAAM	Porsche 944 C2	3000	2	10	1:54.654	19.211 9	65.938	1:55.229

Clerk of the Course - Chris Gibson

Orbits 4

Sig. Time

www.amb-it.com

Chief Timekeeper - Ian Sharp (SMART)

www.mylaps.com

Times on smart-timing.co.uk & mylaps.com

Licensed to: SMART

Printed: 27/09/2009 10:23:24

DDMC Sedric Bell Trophy Race Meeting


Porsche Club Championship

Croft 2.100 Miles

Practice 3

26/09/2009 10:20

Practice started at 10:26:49



Lap	Lap Tm	Diff	Time of Day	Lap	Lap Tm	Diff	Time of Day	Lap	Lap Tm	Diff	Time of Day								
(14) Mark McALEER																			
1			10:28:41.122	10	1:38.785	+2.537	10:43:14.276	5	1:38.211		10:35:07.700								
2	1:40.409	+4.966	10:30:21.531	11	1:39.655	+3.407	10:44:53.931	6	1:38.259	+0.048	10:36:45.959								
3	1:39.560	+4.117	10:32:01.091	12	1:36.727	+0.479	10:46:30.658	7	1:38.228	+0.017	10:38:24.187								
4	1:37.423	+1.980	10:33:38.514	13	1:36.248		10:48:06.906	8	1:47.458	+9.247	10:40:11.645								
5	1:36.216	+0.773	10:35:14.730	(8) David BOTTERILL															
6	1:35.738	+0.295	10:36:50.468	1			10:28:52.785	9	1:41.194	+2.983	10:41:52.839								
7	1:36.206	+0.763	10:38:26.674	2	1:41.676	+5.282	10:30:34.461	10	1:40.920	+2.709	10:43:33.759								
8	1:37.978	+2.535	10:40:04.652	3	1:38.515	+2.121	10:32:12.976	11	1:39.489	+1.278	10:45:13.248								
9	1:36.127	+0.684	10:41:40.779	4	1:36.539	+0.145	10:33:49.515	12	1:38.774	+0.563	10:46:52.022								
10	1:35.443		10:43:16.222	5	1:37.055	+0.661	10:35:26.570	(68) Richard HIGGINS											
11	1:36.633	+1.190	10:44:52.855	6	1:37.904	+1.510	10:37:04.474	1			10:28:36.839								
12	1:43.516	+8.073	10:46:36.371	7	1:36.394		10:38:40.868	2	1:52.351	+14.126	10:30:29.190								
(99) Marcus CARNIEL																			
1			10:28:46.157	8	1:36.620	+0.226	10:40:17.488	3	1:51.743	+13.518	10:32:20.933								
2	1:45.796	+10.117	10:30:31.953	9	1:36.633	+0.239	10:41:54.121	4	1:45.478	+7.253	10:34:06.411								
3	1:38.042	+2.363	10:32:09.995	10	1:37.048	+0.654	10:43:31.169	5	1:44.535	+6.310	10:35:50.946								
4	1:36.405	+0.726	10:33:46.400	11	1:38.616	+2.222	10:45:09.785	6	1:44.424	+6.199	10:37:35.370								
5	1:37.528	+1.849	10:35:23.928	12	1:37.474	+1.080	10:46:47.259	7	1:41.946	+3.721	10:39:17.316								
6	1:36.342	+0.663	10:37:00.270	(3) Peter MORRIS															
7	1:36.902	+1.223	10:38:37.172	1			10:28:41.885	8	1:40.635	+2.410	10:40:57.951								
8	1:36.439	+0.760	10:40:13.611	2	1:40.899	+3.696	10:30:22.784	9	1:41.950	+3.725	10:42:39.901								
9	1:36.494	+0.815	10:41:50.105	3	1:38.634	+1.431	10:32:01.418	10	1:39.452	+1.227	10:44:19.353								
10	1:35.679		10:43:25.784	4	1:37.514	+0.311	10:33:38.932	11	1:38.225		10:45:57.578								
11	1:37.368	+1.689	10:45:03.152	5	1:37.367	+0.164	10:35:16.299	12	1:42.229	+4.004	10:47:39.807								
12	1:36.369	+0.690	10:46:39.521	6	1:37.203		10:36:53.502	(90) Paul FOLLETT											
(1) Jeremy CLARK																			
1			10:28:43.783	7	1:38.112	+0.909	10:38:31.614	1			10:28:44.172								
2	1:45.209	+9.525	10:30:28.992	8	1:37.263	+0.060	10:40:08.877	2	1:45.206	+6.225	10:30:29.378								
3	1:38.659	+2.975	10:32:07.651	9	1:39.202	+1.999	10:41:48.079	3	1:41.467	+2.486	10:32:10.845								
4	1:37.047	+1.363	10:33:44.698	10	1:37.209	+0.006	10:43:25.288	4	1:39.180	+0.199	10:33:50.025								
5	4:04.027	+2:28.343	10:37:48.725	11	1:39.150	+1.947	10:45:04.438	5	1:40.617	+1.636	10:35:30.642								
6	1:37.994	+2.310	10:39:26.719	12	1:37.425	+0.222	10:46:41.863	6	1:41.617	+2.636	10:37:12.259								
7	1:35.948	+0.264	10:41:02.667	(39) Chris DYER															
8	1:36.114	+0.430	10:42:38.781	1			10:28:31.471	7	1:40.428	+1.447	10:38:52.687								
9	1:36.701	+1.017	10:44:15.482	2	1:42.426	+5.133	10:30:13.897	8	1:39.609	+0.628	10:40:32.296								
10	1:35.805	+0.121	10:45:51.287	3	1:39.092	+1.799	10:31:52.989	9	1:39.324	+0.343	10:42:11.620								
11	1:35.684		10:47:26.971	4	1:40.082	+2.789	10:33:33.071	10	1:39.171	+0.190	10:43:50.791								
(35) Ben DEMETRIOU																			
1			10:28:56.071	5	1:37.745	+0.452	10:36:48.202	11	1:38.981		10:45:29.772								
2	1:42.935	+7.068	10:30:39.006	6	1:37.293		10:36:48.202	(90) John WILLIAMS											
3	1:39.176	+3.309	10:32:18.182	7	1:37.745	+0.452	10:38:25.947	1			10:28:55.145								
4	1:37.604	+1.737	10:33:55.786	8	1:39.318	+2.025	10:40:05.265	2	1:44.092	+5.054	10:30:39.237								
5	1:37.660	+1.793	10:35:33.446	9	1:37.457	+0.164	10:41:42.722	3	1:41.562	+2.524	10:32:20.799								
6	1:36.433	+0.566	10:37:09.879	10	1:38.930	+1.637	10:43:21.652	4	1:41.512	+2.474	10:34:02.311								
7	1:36.247	+0.380	10:38:46.126	11	1:37.657	+0.364	10:44:59.309	5	1:40.060	+1.022	10:35:42.371								
8	1:36.507	+0.640	10:40:22.633	12	1:37.879	+0.586	10:46:37.188	6	1:40.704	+1.666	10:37:23.075								
9	1:47.809	+11.942	10:42:10.442	(10) Richard ELLIS															
10	1:35.867		10:43:46.309	1			10:28:36.429	7	1:39.338	+0.300	10:39:02.413								
11	1:36.616	+0.749	10:45:22.925	2	1:44.319	+6.601	10:30:20.748	8	1:44.262	+5.224	10:40:46.675								
12	1:46.674	+10.807	10:47:09.599	3	1:42.680	+4.962	10:32:03.428	9	1:39.038		10:42:25.713								
(2) Richard LAMBERT																			
1			10:28:33.226	4	1:40.420	+2.702	10:33:43.848	10	1:39.277	+0.239	10:44:04.990								
2	1:39.972	+3.724	10:30:13.198	5	1:42.656	+4.938	10:35:26.504	11	1:39.091	+0.053	10:45:44.081								
3	1:40.125	+3.877	10:31:53.323	6	1:39.008	+1.290	10:37:05.512	12	1:39.465	+0.427	10:47:23.546								
4	1:38.313	+2.065	10:33:31.636	7	1:38.031	+0.313	10:38:43.543	(65) Mike CLAPHAM											
5	1:37.299	+1.051	10:35:08.935	8	1:38.319	+0.601	10:40:21.862	1			10:29:02.259								
6	1:36.451	+0.203	10:36:45.386	9	1:37.902	+0.184	10:41:59.764	2	1:43.069	+3.770	10:30:45.328								
7	1:36.711	+0.463	10:38:22.097	10	1:39.988	+2.270	10:43:39.752	3	1:41.472	+2.173	10:32:26.800								
8	1:36.399	+0.151	10:39:58.496	11	1:39.789	+2.071	10:45:19.541	4	1:40.693	+1.394	10:34:07.493								
9	1:36.995	+0.747	10:41:35.491	12	1:37.718		10:46:57.259	5	1:42.296	+2.997	10:35:49.789								
(85) Tim BATES																			
1			10:28:28.999	(10) Richard ELLIS															
2	1:42.072	+3.861	10:30:11.071	1			10:28:36.429	1			10:29:09.912								
3	1:39.114	+0.903	10:31:50.185	2	1:44.319	+6.601	10:30:20.748	(60) Adrian STOCK											
4	1:39.304	+1.093	10:33:29.489	3	1:42.680	+4.962	10:32:03.428	1			10:29:09.912								

DDMC Sedric Bell Trophy Race Meeting


Porsche Club Championship

Croft 2.100 Miles

Practice 3

26/09/2009 10:20

Practice started at 10:26:49



Lap	Lap Tm	Diff	Time of Day
2	1:48.231	+8.778	10:30:58.143
3	1:44.735	+5.282	10:32:42.878
4	1:43.425	+3.972	10:34:26.303
5	1:40.925	+1.472	10:36:07.228
6	1:41.126	+1.673	10:37:48.354
7	1:42.748	+3.295	10:39:31.102
8	1:40.530	+1.077	10:41:11.632
9	1:40.088	+0.635	10:42:51.720
10	1:39.453		10:44:31.173
11	1:39.933	+0.480	10:46:11.106
12	1:41.649	+2.196	10:47:52.755

Lap	Lap Tm	Diff	Time of Day
-----	--------	------	-------------

Lap	Lap Tm	Diff	Time of Day
-----	--------	------	-------------

(11) Anthony OLIVER

1			10:29:08.330
2	1:51.180	+9.285	10:30:59.510
3	1:44.876	+2.981	10:32:44.386
4	1:44.925	+3.030	10:34:29.311
5	1:43.243	+1.348	10:36:12.554
6	1:43.236	+1.341	10:37:55.790
7	1:42.686	+0.791	10:39:38.476
8	1:44.641	+2.746	10:41:23.117
9	1:41.945	+0.050	10:43:05.062
10	1:41.895		10:44:46.957
11	1:42.966	+1.071	10:46:29.923
12	1:46.141	+4.246	10:48:16.064

(36) John GILMORE

1			10:29:07.812
2	1:55.703	+11.523	10:31:03.515
3	1:52.917	+8.737	10:32:56.432
4	1:50.472	+6.292	10:34:46.904
5	1:47.128	+2.948	10:36:34.032
6	1:45.007	+0.827	10:38:19.039
7	1:48.574	+4.394	10:40:07.613
8	1:48.736	+4.556	10:41:56.349
9	1:47.348	+3.168	10:43:43.697
10	1:44.180		10:45:27.877
11	1:46.032	+1.852	10:47:13.909

(33) Malcolm JONES

1			10:29:05.957
2	1:49.605	+5.118	10:30:55.562
3	1:47.835	+3.348	10:32:43.397
4	1:46.196	+1.709	10:34:29.593
5	1:46.441	+1.954	10:36:16.034
6	4:39.685	+2:55.198	10:40:55.719
7	1:44.487		10:42:40.206
8	1:44.828	+0.341	10:44:25.034
9	1:44.836	+0.349	10:46:09.870
10	1:45.541	+1.054	10:47:55.411

(29) Ian BALAAM

1			10:29:18.332
2	2:18.967	+24.313	10:31:37.299
3	2:01.873	+7.219	10:33:39.172
4	2:01.138	+6.484	10:35:40.310
5	1:59.631	+4.977	10:37:39.941
6	1:55.894	+1.240	10:39:35.835
7	1:55.229	+0.575	10:41:31.064
8	1:55.927	+1.273	10:43:26.991
9	1:54.654		10:45:21.645
10	1:55.296	+0.642	10:47:16.941

Clerk of the Course - Chris Gibson

Orbits 4

Sig. Time
 Chief Timekeeper - Ian Sharp (SMART)
 Times on smart-timing.co.uk & mylaps.com

www.amb-it.com
 www.mylaps.com
 Licensed to: SMART

DDMC Sedric Bell Trophy Race Meeting

Porsche Club Championship

Race 4 - First Race

Race (30:00 Time)

Croft 2.100 Miles

26/09/2009 15:45

POLE POSITION

2
99 Marcus CARNIEL
1:35.679

4
35 Ben DEMETRIOU
1:35.867

6
8 David BOTTERILL
1:36.394

8
39 Chris DYER
1:37.293

10
85 Tim BATES
1:38.211

12
90 Paul FOLLETT
1:38.981

14
65 Mike CLAPHAM
1:39.299

16
11 Anthony OLIVER
1:41.895

18
33 Malcolm JONES
1:44.487

1
14 Mark McALEER
1:35.443

3
1 Jeremy CLARK
1:35.684

5
2 Richard LAMBERT
1:36.248

7
3 Peter MORRIS
1:37.203

9
10 Richard ELLIS
1:37.718

11
68 Richard HIGGINS
1:38.225

13
20 John WILLIAMS
1:39.038

15
60 Adrian STOCK
1:39.453

17
36 John GILMORE
1:44.180

19
29 Ian BALAAM
1:54.654

1

2

3

4

5

6

7

8

9

10

DDMC Sedric Bell Trophy Race Meeting

Porsche Club Championship

Race 11 - Second Race

Race (30:00 Time)

Croft 2.100 Miles

27/09/2009 14:45

POLE POSITION

2
1 Jeremy CLARK
1:35.805

4
99 Marcus CARNIEL
1:36.342

6
8 David BOTTERILL
1:36.539

8
39 Chris DYER
1:37.457

10
85 Tim BATES
1:38.228

12
90 Paul FOLLETT
1:39.171

14
65 Mike CLAPHAM
1:39.533

16
11 Anthony OLIVER
1:41.945

18
36 John GILMORE
1:45.007

1
14 Mark McALEER
1:35.738

3
35 Ben DEMETRIOU
1:36.247

5
2 Richard LAMBERT
1:36.399

7
3 Peter MORRIS
1:37.209

9
10 Richard ELLIS
1:37.902

11
20 John WILLIAMS
1:39.091

13
68 Richard HIGGINS
1:39.452

15
60 Adrian STOCK
1:39.933

17
33 Malcolm JONES
1:44.828

19
29 Ian BALAAM
1:55.229

1

2

3

4

5

6

7

8

9

10

DDMC Sedric Bell Trophy Race Meeting

Sorted on Best Lap time

Monoposto 1000/1400/1800

Croft 2.100 Miles

Practice 4

26/09/2009 10:55

Practice started at 10:51:38

Pos	No.	Name	Make/Model	CC	Class Cc	Laps	Best Tm	Diff 1 Lap	Best Spd	2nd Best
1	5	Chris WOODHOUSE	JKS RM04	1000	M10	8	1:22.354		91.799	1:23.274
2	23	Kat IMPEY	Jedi Mk6	1000	M10	9	1:22.647	0.293	91.473	1:22.795
3	7	Geoff FERN	TFR 09	1000	M10	6	1:24.895	2.541	89.051	1:27.852
4	32	Darren FREEMAN	Jedi Mk6	1000	M10	7	1:27.339	4.985	86.559	1:27.944
5	16	Stephen BROOKS	JKS03	1000	M14	7	1:29.154	6.800	84.797	1:29.428
6	82	Lance PRITCHARD	Van Diemen RF82	2000	M18	8	1:29.985	7.631	84.014	1:30.168
7	2	Peter WHITMORE	Van Diemen	996	M14	8	1:30.048	7.694	83.955	1:30.869
8	64	Jim TIMMS	Van Diemen	1800	M18	8	1:32.895	10.541	81.382	1:33.975
9	52	Michael DALE	Van Diemen RF82	2000	M18	8	1:33.704	11.350	80.680	1:33.832
10	15	Len TURNER	Jedi Mk6	998	M10	8	1:33.932	11.578	80.484	1:34.085
11	24	Matt HAYES	Jamun M7Z	1800	M18	8	1:34.972	12.618	79.602	1:36.348
12	51	Phillip NICHOLSON	Swift SC97Z	1800	M18	5	1:35.838	13.484	78.883	1:38.964
13	63	Rupert READER	Formula Vauxhall	1800	M18	7	1:35.854	13.500	78.870	1:37.525
14	91	Douglas McLAY	Mygale SJ04	1800	M18	8	1:38.873	16.519	76.462	1:39.793
15	81	Christopher ANSTRUTHER	Formula Vauxhall	1600	M18	8	1:39.805	17.451	75.748	1:40.203
16	59	Jock SERGISON	Swift SC98Z	1800	M18	7	1:40.286	17.932	75.384	1:40.814
17	50	Geoff COWELL	Cowell-Hitech 003	998	M10	7	1:46.575	24.221	70.936	1:47.460
18	76	Chris HELLIWELL	Swift SC97	1800	M18	7	1:52.133	29.779	67.420	1:52.322
19	31	Dave RIPPIN	Speads RM03	1000	M10				-	

Clerk of the Course - Chris Gibson

Orbits 4

Sig. Time

www.amb-it.com

Chief Timekeeper - Ian Sharp (SMART)

www.mylaps.com

Times on smart-timing.co.uk & mylaps.com

Licensed to: SMART

Printed: 28/09/2009 20:01:09

DDMC Sedric Bell Trophy Race Meeting

Monoposto 1000/1400/1800

Croft 2.100 Miles

Practice 4

26/09/2009 10:55

Practice started at 10:51:38

Lap	Lap Tm	Diff	Time of Day
(5) Chris WOODHOUSE			
1			10:52:58.651
2	1:29.282	+6.928	10:54:27.933
3	1:24.469	+2.115	10:55:52.402
4	1:22.354		10:57:14.756
5	1:23.983	+1.629	10:58:38.739
6	1:23.274	+0.920	11:00:02.013
7	1:23.749	+1.395	11:01:25.762
8	1:28.993	+6.639	11:02:54.755

Lap	Lap Tm	Diff	Time of Day
(23) Kat IMPEY			
1			10:53:06.628
2	1:26.700	+4.053	10:54:33.328
3	1:24.399	+1.752	10:55:57.727
4	1:22.885	+0.238	10:57:20.612
5	1:22.795	+0.148	10:58:43.407
6	1:22.647		11:00:06.054
7	1:23.831	+1.184	11:01:29.885
8	1:37.267	+14.620	11:03:07.152
9	1:25.464	+2.817	11:04:32.616

Lap	Lap Tm	Diff	Time of Day
(7) Geoff FERN			
1			10:53:17.147
2	1:28.450	+3.555	10:54:45.597
3	1:27.852	+2.957	10:56:13.449
4	1:24.895		10:57:38.344
5	4:51.124	+3:26.229	11:02:29.468
6	1:32.323	+7.428	11:04:01.791

Lap	Lap Tm	Diff	Time of Day
(32) Darren FREEMAN			
1			10:54:03.339
2	1:33.295	+5.956	10:55:36.634
3	1:29.442	+2.103	10:57:06.076
4	1:28.165	+0.826	10:58:34.241
5	1:27.944	+0.605	11:00:02.185
6	1:27.339		11:01:29.524
7	1:46.339	+19.000	11:03:15.863

Lap	Lap Tm	Diff	Time of Day
(16) Stephen BROOKS			
1			10:53:00.332
2	1:30.471	+1.317	10:54:30.803
3	1:29.154		10:55:59.957
4	1:29.666	+0.512	10:57:29.623
5	1:29.428	+0.274	10:58:59.051
6	3:43.315	+2:14.161	11:02:42.366
7	1:33.367	+4.213	11:04:15.733

Lap	Lap Tm	Diff	Time of Day
(82) Lance PRITCHARD			
1			10:53:00.361
2	1:32.628	+2.643	10:54:32.989
3	1:31.022	+1.037	10:56:04.011
4	1:31.682	+1.697	10:57:35.693
5	1:29.985		10:59:05.678
6	1:30.633	+0.648	11:00:36.311
7	1:30.168	+0.183	11:02:06.479
8	1:38.309	+8.324	11:03:44.788

Lap	Lap Tm	Diff	Time of Day
(2) Peter WHITMORE			
1			10:53:22.413
2	1:31.678	+1.630	10:54:54.091
3	1:30.869	+0.821	10:56:24.960
4	1:34.040	+3.992	10:57:59.000
5	1:35.579	+5.531	10:59:34.579
6	1:35.229	+5.181	11:01:09.808
7	1:30.048		11:02:39.856

Lap	Lap Tm	Diff	Time of Day
8	1:31.653	+1.605	11:04:11.509
(64) Jim TIMMS			
1			10:53:22.146
2	1:39.285	+6.390	10:55:01.431
3	1:36.976	+4.081	10:56:38.407
4	1:41.052	+8.157	10:58:19.459
5	1:32.895		10:59:52.354
6	1:33.975	+1.080	11:01:26.329
7	1:38.216	+5.321	11:03:04.545
8	1:34.376	+1.481	11:04:38.921

Lap	Lap Tm	Diff	Time of Day
(52) Michael DALE			
1			10:53:42.403
2	1:37.220	+3.516	10:55:19.623
3	1:34.953	+1.249	10:56:54.576
4	1:33.704		10:58:28.280
5	1:35.874	+2.170	11:00:04.154
6	1:33.832	+0.128	11:01:37.986
7	1:45.035	+11.331	11:03:23.021
8	1:37.540	+3.836	11:05:00.561

Lap	Lap Tm	Diff	Time of Day
(15) Len TURNER			
1			10:53:08.433
2	1:38.327	+4.395	10:54:46.760
3	1:35.409	+1.477	10:56:22.169
4	1:34.362	+0.430	10:57:56.531
5	1:34.895	+0.963	10:59:31.426
6	1:33.932		11:01:05.358
7	1:34.085	+0.153	11:02:39.443
8	1:41.983	+8.051	11:04:21.426

Lap	Lap Tm	Diff	Time of Day
(24) Matt HAYES			
1			10:53:22.153
2	1:38.891	+3.919	10:55:01.044
3	1:36.385	+1.413	10:56:37.429
4	1:36.348	+1.376	10:58:13.777
5	1:39.726	+4.754	10:59:53.503
6	1:34.972		11:01:28.475
7	1:45.110	+10.138	11:03:13.585
8	1:39.882	+4.910	11:04:53.467

Lap	Lap Tm	Diff	Time of Day
(51) Phillip NICHOLSON			
1			10:54:34.476
2	1:38.964	+3.126	10:56:13.440
3	1:35.838		10:57:49.278
4	1:48.278	+12.440	10:59:37.556
5	1:44.097	+8.259	11:01:21.653

Lap	Lap Tm	Diff	Time of Day
(63) Rupert READER			
1			10:54:15.577
2	1:40.102	+4.248	10:55:55.679
3	1:37.525	+1.671	10:57:33.204
4	1:43.015	+7.161	10:59:16.219
5	1:35.854		11:00:52.073
6	1:37.797	+1.943	11:02:29.870
7	1:40.624	+4.770	11:04:10.494

Lap	Lap Tm	Diff	Time of Day
(91) Douglas McLAY			
1			10:53:04.284
2	1:41.614	+2.741	10:54:45.898
3	1:41.313	+2.440	10:56:27.211
4	1:39.793	+0.920	10:58:07.004
5	1:38.873		10:59:45.877
6	1:40.007	+1.134	11:01:25.884
7	2:07.815	+28.942	11:03:33.699

Lap	Lap Tm	Diff	Time of Day
8	2:00.351	+21.478	11:05:34.050
(81) Christopher ANSTRUTHER			
1			10:53:39.211
2	1:41.972	+2.167	10:55:21.183
3	1:42.331	+2.526	10:57:03.514
4	1:39.805		10:58:43.319
5	1:40.203	+0.398	11:00:23.522
6	1:41.596	+1.791	11:02:05.118
7	1:50.151	+10.346	11:03:55.269
8	2:12.698	+32.893	11:06:07.967

Lap	Lap Tm	Diff	Time of Day
(59) Jock SERGISON			
1			10:54:36.468
2	1:40.286		10:56:16.754
3	1:46.839	+6.553	10:58:03.593
4	1:41.445	+1.159	10:59:45.038
5	1:40.814	+0.528	11:01:25.852
6	1:47.422	+7.136	11:03:13.274
7	1:42.038	+1.752	11:04:55.312

Lap	Lap Tm	Diff	Time of Day
(50) Geoff COWELL			
1			10:53:22.341
2	1:56.015	+9.440	10:55:18.356
3	1:50.831	+4.256	10:57:09.187
4	1:50.093	+3.518	10:58:59.280
5	1:46.575		11:00:45.855
6	1:47.460	+0.885	11:02:33.315
7	1:55.846	+9.271	11:04:29.161

Lap	Lap Tm	Diff	Time of Day
(76) Chris HELLIWELL			
1			10:53:39.775
2	2:01.788	+9.655	10:55:41.563
3	1:56.563	+4.430	10:57:38.126
4	1:53.354	+1.221	10:59:31.480
5	1:52.322	+0.189	11:01:23.802
6	1:57.108	+4.975	11:03:20.910
7	1:52.133		11:05:13.043

Clerk of the Course - Chris Gibson

Orbits 4

Sig. Time
 Chief Timekeeper - Ian Sharp (SMART)
 Times on smart-timing.co.uk & mylaps.com

www.amb-it.com
 www.mylaps.com
 Licensed to: SMART

Printed: 28/09/2009 20:02:00

DDMC Sedric Bell Trophy Race Meeting

Monoposto 1000/1400/1800

Croft 2.100 Miles

Race 3 - First Race

26/09/2009 15:15

Race (15:00 and 1 Laps)

POLE POSITION

2
23 Kat IMPEY
1:22.647

4
32 Darren FREEMAN
1:27.339

6
82 Lance PRITCHARD
1:29.985

8
64 Jim TIMMS
1:32.895

10
15 Len TURNER
1:33.932

12
51 Phillip NICHOLSON
1:35.838

14
91 Douglas McLAY
1:38.873

16
59 Jock SERGISON
1:40.286

18
76 Chris HELLIWELL
1:52.133

1
5 Chris WOODHOUSE
1:22.354

3
7 Geoff FERN
1:24.895

5
16 Stephen BROOKS
1:29.154

7
2 Peter WHITMORE
1:30.048

9
52 Michael DALE
1:33.704

11
24 Matt HAYES
1:34.972

13
63 Rupert READER
1:35.854

15
81 Christopher ANSTRUTHER
1:39.805

17
50 Geoff COWELL
1:46.575

19
31 Dave RIPPIN

1

2

3

4

5

6

7

8

9

10

DDMC Sedric Bell Trophy Race Meeting**Sorted on Best Lap time****MG Cockshoot Cup****Croft 2.100 Miles****Practice 5****26/09/2009 11:15****Practice started at 11:15:26**

Pos	No.	Name	Make/Model	CC	Clas	Laps	Best Tm	Diff 1 Lap	Best Spd	2nd Best	
1	8	Sean PETERS	MG Midget	1500	B	9	1:40.254		9	75.408	1:41.299
2	69	Peter BRAMBLE	MGB Roadster	1950	B	9	1:43.260	3.006	5	73.213	1:43.461
3	33	Alan BATES	MGB	1950	B	9	1:45.739	5.485	9	71.497	1:45.832
4	78	Ian WRIGHT	MG Midget	1330	A	8	1:47.179	6.925	4	70.536	1:47.257
5	77	Paul RIGG	MGF VVC	1800	B	8	1:48.139	7.885	5	69.910	1:48.670
6	5	Jeremy TOES	MG Midget	1330	A	8	1:48.407	8.153	6	69.737	1:48.556
7	82	Helen WADDINGTON	MG ZR160	1800	F	8	1:48.609	8.355	8	69.607	1:49.328
8	66	Chris EVANS	MG Midget	1800	B	2	1:50.067	9.813	2	68.685	
9	24	Mike ROUSE	MGf VVC	1800	F	7	1:50.936	10.682	4	68.147	1:51.403
10	15	John WREGHITT	MGB Roadster	1840	A	8	1:51.299	11.045	7	67.925	1:51.524
11	23	Stephen McKIE	Austin Healey Sprite	1275	A	3	1:51.698	11.444	3	67.683	1:55.694
12	76	Margaret FARQUHAR-RIGG	MGF VVC	1800	F	8	1:57.152	16.898	6	64.532	1:57.499

Clerk of the Course - Chris Gibson

Orbits 4

Sig. Time

www.amb-it.com

Chief Timekeeper - Ian Sharp (SMART)

www.mylaps.comTimes on smart-timing.co.uk & mylaps.com

Licensed to: SMART

Printed: 28/09/2009 19:48:54

DDMC Sedric Bell Trophy Race Meeting

MG Cockshoot Cup

Croft 2.100 Miles

Practice 5

26/09/2009 11:15

Practice started at 11:15:26

Lap	Lap Tm	Diff	Time of Day
(8) Sean PETERS			
1			11:17:04.944
2	1:46.555	+6.301	11:18:51.499
3	1:43.830	+3.576	11:20:35.329
4	1:43.433	+3.179	11:22:18.762
5	1:45.530	+5.276	11:24:04.292
6	1:43.293	+3.039	11:25:47.585
7	1:41.299	+1.045	11:27:28.884
8	1:41.734	+1.480	11:29:10.618
9	1:40.254		11:30:50.872

Lap	Lap Tm	Diff	Time of Day
(69) Peter BRAMBLE			
1			11:16:53.449
2	1:47.420	+4.160	11:18:40.869
3	1:45.046	+1.786	11:20:25.915
4	1:43.461	+0.201	11:22:09.376
5	1:43.260		11:23:52.636
6	1:44.431	+1.171	11:25:37.067
7	1:44.043	+0.783	11:27:21.110
8	1:45.051	+1.791	11:29:06.161
9	1:43.766	+0.506	11:30:49.927

Lap	Lap Tm	Diff	Time of Day
(33) Alan BATES			
1			11:16:52.997
2	1:49.581	+3.842	11:18:42.578
3	1:47.552	+1.813	11:20:30.130
4	1:47.837	+2.098	11:22:17.967
5	1:48.653	+2.914	11:24:06.620
6	1:46.354	+0.615	11:25:52.974
7	1:47.164	+1.425	11:27:40.138
8	1:45.832	+0.093	11:29:25.970
9	1:45.739		11:31:11.709

Lap	Lap Tm	Diff	Time of Day
(78) Ian WRIGHT			
1			11:17:23.856
2	1:54.446	+7.267	11:19:18.302
3	1:47.954	+0.775	11:21:06.256
4	1:47.179		11:22:53.435
5	1:48.555	+1.376	11:24:41.990
6	1:47.257	+0.078	11:26:29.247
7	1:47.416	+0.237	11:28:16.663
8	1:59.667	+12.488	11:30:16.330

Lap	Lap Tm	Diff	Time of Day
(77) Paul RIGG			
1			11:17:06.874
2	1:50.849	+2.710	11:18:57.723
3	1:49.755	+1.616	11:20:47.478
4	1:48.743	+0.604	11:22:36.221
5	1:48.139		11:24:24.360
6	1:48.770	+0.631	11:26:13.130
7	1:48.670	+0.531	11:28:01.800
8	1:49.159	+1.020	11:29:50.959

Lap	Lap Tm	Diff	Time of Day
(5) Jeremy TOES			
1			11:17:16.473
2	1:56.109	+7.702	11:19:12.582
3	1:50.140	+1.733	11:21:02.722
4	1:50.724	+2.317	11:22:53.446
5	1:50.185	+1.778	11:24:43.631
6	1:48.407		11:26:32.038
7	1:48.556	+0.149	11:28:20.594
8	1:49.028	+0.621	11:30:09.622

Lap	Lap Tm	Diff	Time of Day
(82) Helen WADDINGTON			
1			11:17:07.249

Lap	Lap Tm	Diff	Time of Day
2	1:52.394	+3.785	11:18:59.643
3	1:50.394	+1.785	11:20:50.037
4	1:50.004	+1.395	11:22:40.041
5	1:49.510	+0.901	11:24:29.551
6	1:50.391	+1.782	11:26:19.942
7	1:49.328	+0.719	11:28:09.270
8	1:48.609		11:29:57.879

Lap	Lap Tm	Diff	Time of Day
(66) Chris EVANS			
1			11:17:05.225
2	1:50.067		11:18:55.292

Lap	Lap Tm	Diff	Time of Day
(24) Mike ROUSE			
1			11:18:09.757
2	2:18.874	+27.938	11:20:28.631
3	1:52.693	+1.757	11:22:21.324
4	1:50.936		11:24:12.260
5	1:51.403	+0.467	11:26:03.663
6	1:56.430	+5.494	11:28:00.093
7	1:51.626	+0.690	11:29:51.719

Lap	Lap Tm	Diff	Time of Day
(15) John WREGHITT			
1			11:17:26.278
2	1:56.154	+4.855	11:19:22.432
3	1:52.093	+0.794	11:21:14.525
4	1:53.260	+1.961	11:23:07.785
5	1:53.246	+1.947	11:25:01.031
6	1:52.064	+0.765	11:26:53.095
7	1:51.299		11:28:44.394
8	1:51.524	+0.225	11:30:35.918

Lap	Lap Tm	Diff	Time of Day
(23) Stephen McKIE			
1			11:17:25.573
2	1:55.694	+3.996	11:19:21.267
3	1:51.698		11:21:12.965

Lap	Lap Tm	Diff	Time of Day
(76) Margaret FARQUHAR-RIGG			
1			11:17:13.169
2	2:00.058	+2.906	11:19:13.227
3	2:04.512	+7.360	11:21:17.739
4	2:00.690	+3.538	11:23:18.429
5	1:57.875	+0.723	11:25:16.304
6	1:57.152		11:27:13.456
7	1:59.454	+2.302	11:29:12.910
8	1:57.499	+0.347	11:31:10.409

DDMC Sedric Bell Trophy Race Meeting

MG Cockshoot Cup

Croft 2.100 Miles

Race 1 - First Race

26/09/2009 14:15

Race (15:00 and 1 Laps)

POLE POSITION

2 69 Peter BRAMBLE 1:43.260
4 78 Ian WRIGHT 1:47.179
6 5 Jeremy TOES 1:48.407
8 66 Chris EVANS 1:50.067
10 15 John WREGHITT 1:51.299
12 76 Margaret FARQUHAR-RIGG 1:57.152

1 8 Sean PETERS 1:40.254
3 33 Alan BATES 1:45.739
5 77 Paul RIGG 1:48.139
7 82 Helen WADDINGTON 1:48.609
9 24 Mike ROUSE 1:50.936
11 23 Stephen McKIE 1:51.698

1
2
3
4
5
6

DDMC Sedric Bell Trophy Race Meeting

Sorted on Best Lap time

Monoposto 2000: C.2000; & 1600

Croft 2.100 Miles

Practice 6

26/09/2009 11:35

Practice started at 11:34:19

Pos	No.	Name	Make/Model	CC	Class Cc	Laps	Best Tm	Diff 1 Lap	Best Spd	2nd Best
1	2	Neil HARRISON	Dalarra F398	2000	M20	15	1:21.224		93.076	1:21.484
2	1	Jeremy TIMMS	Dallara F397	2000	M20	12	1:22.263	1.039	91.900	1:22.277
3	6	Tristan CLIFFE	Dallara F98	2000	M20	4	1:22.587	1.363	91.540	1:23.740
4	8	Nick ANSTRUTHER	Bowman BC3	2000	C20	14	1:25.118	3.894	88.818	1:25.335
5	9	Richard PURCELL	Vauxhall Lotus	2000	C20	6	1:25.584	4.360	88.334	1:26.202
6	34	Graham READ	Dallara F300	2000	M20	14	1:25.889	4.665	88.021	1:26.533
7	47	Barry SMITH	Van Diemen FX02	2000	M20	10	1:26.166	4.942	87.738	1:26.257
8	5	Russ GILES	Reynard 913	2000	C20	14	1:26.485	5.261	87.414	1:26.827
9	33	Terry CLARK	Vauxhall Lotus	2000	C20	13	1:27.644	6.420	86.258	1:28.052
10	20	Jeremy GOODMAN	Ralt RT	2000	C20	12	1:29.428	8.204	84.537	1:29.910
11	37	Mick KINGHORN	Mygale Novis	2000	M20	13	1:29.757	8.533	84.227	1:31.125
12	36	Chris SPENCER	Formula Vauxhall	2000	C20	13	1:30.264	9.040	83.754	1:30.269
13	77	Geoff FERN	Van Diemen	1600	M16	13	1:30.736	9.512	83.319	1:30.827
14	58	Nigel SMITH	Vauxhall Junior	1600	M16	9	1:31.416	10.192	82.699	1:31.699
15	12	Ewan SERGISON	Mygale Novis	1998	M20	9	1:32.087	10.863	82.096	1:32.662
16	28	Lenny COLEMAN	Vauxhall Lotus	2000	C20	13	1:32.583	11.359	81.656	1:33.069
17	66	David PARKINSON	Raynard FF83	1600	M16	13	1:33.876	12.652	80.532	1:34.063
18	14	Mark SMITH	Tatuus RC97	1998	C20	12	1:34.339	13.115	80.137	1:35.618
19	91	Douglas McLAY	Mygale SJ04	1800	M16	12	1:36.572	15.348	78.284	1:36.614
20	55	Tony COTTON	Formula Vauxhall	1600	M16	9	1:37.681	16.457	77.395	1:37.986
21	17	Graham PROBYN	Reynard 863	2000	C20	4	1:38.907	17.683	76.435	1:41.215
22	57	Eddie GUEST	Lola T640	1600	M16	12	1:44.961	23.737	72.027	1:45.768

Clerk of the Course - Chris Gibson

Orbits 4

Sig. Time

www.amb-it.com

Chief Timekeeper - Ian Sharp (SMART)

www.mylaps.com

Times on smart-timing.co.uk & mylaps.com

Licensed to: SMART

Printed: 28/09/2009 20:09:29

DDMC Sedric Bell Trophy Race Meeting

Monoposto 2000: C.2000; & 1600

Croft 2.100 Miles

Practice 6

26/09/2009 11:35

Practice started at 11:34:19

Lap	Lap Tm	Diff	Time of Day
(2) Neil HARRISON			
1			11:35:28.165
2	1:23.268	+2.044	11:36:51.433
3	1:22.136	+0.912	11:38:13.569
4	1:21.484	+0.260	11:39:35.053
5	1:27.509	+6.285	11:41:02.562
6	1:27.008	+5.784	11:42:29.570
7	1:21.224		11:43:50.794
8	1:26.172	+4.948	11:45:16.966
9	1:23.164	+1.940	11:46:40.130
10	1:26.387	+5.163	11:48:06.517
11	1:21.996	+0.772	11:49:28.513
12	1:22.789	+1.565	11:50:51.302
13	1:22.056	+0.832	11:52:13.358
14	1:31.216	+9.992	11:53:44.574
15	1:32.113	+10.889	11:55:16.687

(1) Jeremy TIMMS			
1			11:35:39.646
2	5:24.187	+4:01.924	11:41:03.833
3	1:23.879	+1.616	11:42:27.712
4	1:22.277	+0.014	11:43:49.989
5	1:23.029	+0.766	11:45:13.018
6	1:22.748	+0.485	11:46:35.766
7	1:27.443	+5.180	11:48:03.209
8	1:29.488	+7.225	11:49:32.697
9	1:22.263		11:50:54.960
10	1:22.939	+0.676	11:52:17.899
11	1:24.698	+2.435	11:53:42.597
12	1:27.146	+4.883	11:55:09.743

(6) Tristan CLIFFE			
1			11:35:29.750
2	1:26.537	+3.950	11:36:56.287
3	1:23.740	+1.153	11:38:20.027
4	1:22.587		11:39:42.614

(8) Nick ANSTRUTHER			
1			11:35:34.848
2	1:31.648	+6.530	11:37:06.496
3	1:27.336	+2.218	11:38:33.832
4	1:25.759	+0.641	11:39:59.591
5	1:26.062	+0.944	11:41:25.653
6	1:30.082	+4.964	11:42:55.735
7	1:27.421	+2.303	11:44:23.156
8	1:25.118		11:45:48.274
9	1:25.335	+0.217	11:47:13.609
10	1:26.146	+1.028	11:48:39.755
11	1:25.781	+0.663	11:50:05.536
12	1:27.643	+2.525	11:51:33.179
13	1:28.077	+2.959	11:53:01.256
14	1:25.898	+0.780	11:54:27.154

(9) Richard PURCELL			
1			11:35:42.740
2	1:31.776	+6.192	11:37:14.516
3	1:26.525	+0.941	11:38:41.041
4	1:26.202	+0.618	11:40:07.243
5	1:26.872	+1.288	11:41:34.115
6	1:25.584		11:42:59.699

(34) Graham READ			
1			11:35:57.191
2	1:33.032	+7.143	11:37:30.223
3	1:33.169	+7.280	11:39:03.392

4	1:28.177	+2.288	11:40:31.569
5	1:29.907	+4.018	11:42:01.476
6	1:29.169	+3.280	11:43:30.645
7	1:26.533	+0.644	11:44:57.178
8	1:28.157	+2.268	11:46:25.335
9	1:27.021	+1.132	11:47:52.356
10	1:26.823	+0.934	11:49:19.179
11	1:27.484	+1.595	11:50:46.663
12	1:25.889		11:52:12.552
13	1:27.664	+1.775	11:53:40.216
14	1:30.293	+4.404	11:55:10.509

(47) Barry SMITH			
1			11:35:45.137
2	1:31.642	+5.476	11:37:16.779
3	1:26.947	+0.781	11:38:43.726
4	1:26.166		11:40:09.892
5	1:26.257	+0.091	11:41:36.149
6	1:26.356	+0.190	11:43:02.505
7	1:34.727	+8.561	11:44:37.232
8	1:28.112	+1.946	11:46:05.344
9	1:29.292	+3.126	11:47:34.636
10	1:27.983	+1.817	11:49:02.619

(5) Russ GILES			
1			11:35:51.936
2	1:36.417	+9.932	11:37:28.353
3	1:29.791	+3.306	11:38:58.144
4	1:30.090	+3.605	11:40:28.234
5	1:27.835	+1.350	11:41:56.069
6	1:26.827	+0.342	11:43:22.896
7	1:26.859	+0.374	11:44:49.755
8	1:27.707	+1.222	11:46:17.462
9	1:26.485		11:47:43.947
10	1:26.972	+0.487	11:49:10.919
11	1:27.167	+0.682	11:50:38.086
12	1:31.008	+4.523	11:52:09.094
13	1:29.384	+2.899	11:53:38.478
14	1:28.180	+1.695	11:55:06.658

(33) Terry CLARK			
1			11:35:58.631
2	1:33.452	+5.808	11:37:32.083
3	1:33.850	+6.206	11:39:05.933
4	1:33.516	+5.872	11:40:39.449
5	1:30.587	+2.943	11:42:10.036
6	1:28.809	+1.165	11:43:38.845
7	1:28.332	+0.688	11:45:07.177
8	1:27.644		11:46:34.821
9	1:33.609	+5.965	11:48:08.430
10	1:30.979	+3.335	11:49:39.409
11	1:28.052	+0.408	11:51:07.461
12	1:29.304	+1.660	11:52:36.765
13	1:28.156	+0.512	11:54:04.921

(20) Jeremy GOODMAN			
1			11:35:42.319
2	1:40.257	+10.829	11:37:22.576
3	1:32.751	+3.323	11:38:55.327
4	1:34.955	+5.527	11:40:30.282
5	1:30.678	+1.250	11:42:00.960
6	1:32.476	+3.048	11:43:33.436
7	1:38.318	+8.890	11:45:11.754
8	1:30.526	+1.098	11:46:42.280
9	1:30.052	+0.624	11:48:12.332
10	1:29.428		11:49:41.760

11	1:30.592	+1.164	11:51:12.352
12	1:29.910	+0.482	11:52:42.262

(37) Mick KINGHORN			
1			11:35:50.450
2	1:36.737	+6.980	11:37:27.187
3	1:58.431	+28.674	11:39:25.618
4	1:45.543	+15.786	11:41:11.161
5	1:34.941	+5.184	11:42:46.102
6	1:37.664	+7.907	11:44:23.766
7	1:31.867	+2.110	11:45:55.633
8	1:29.757		11:47:25.390
9	1:40.505	+10.748	11:49:05.895
10	1:31.549	+1.792	11:50:37.444
11	1:31.125	+1.368	11:52:08.569
12	1:31.347	+1.590	11:53:39.916
13	1:38.880	+9.123	11:55:18.796

(36) Chris SPENCER			
1			11:35:52.720
2	1:36.218	+5.954	11:37:28.938
3	1:34.811	+4.547	11:39:03.749
4	1:36.294	+6.030	11:40:40.043
5	1:31.993	+1.729	11:42:12.036
6	1:30.637	+0.373	11:43:42.673
7	1:31.499	+1.235	11:45:14.172
8	1:30.676	+0.412	11:46:44.848
9	1:30.269	+0.005	11:48:15.117
10	1:31.009	+0.745	11:49:46.126
11	1:30.555	+0.291	11:51:16.681
12	1:30.264		11:52:46.945
13	1:32.219	+1.955	11:54:19.164

(77) Geoff FERN			
1			11:35:44.021
2	1:41.587	+10.851	11:37:25.608
3	1:32.171	+1.435	11:38:57.779
4	1:31.722	+0.986	11:40:29.501
5	1:31.279	+0.543	11:42:00.780
6	1:31.778	+1.042	11:43:32.558
7	1:31.246	+0.510	11:45:03.804
8	1:30.839	+0.103	11:46:34.643
9	1:33.845	+3.109	11:48:08.488
10	1:33.407	+2.671	11:49:41.895
11	1:30.827	+0.091	11:51:12.722
12	1:30.736		11:52:43.458
13	1:31.720	+0.984	11:54:15.178

(58) Nigel SMITH			
1			11:35:59.577
2	1:34.166	+2.750	11:37:33.743
3	1:34.620	+3.204	11:39:08.363
4	1:32.844	+1.428	11:40:41.207
5	1:34.353	+2.937	11:42:15.560
6	1:32.151	+0.735	11:43:47.711
7	1:33.366	+1.950	11:45:21.077
8	1:31.699	+0.283	11:46:52.776
9	1:31.416		11:48:24.192

(12) Ewan SERGISON			
1			11:36:10.747
2	7:35.213	+6:03.126	11:43:45.960
3	1:46.573	+14.486	11:45:32.533
4	1:35.733	+3.646	11:47:08.266
5	1:37.209	+5.122	11:48:45.475
6	1:33.288	+1.201	11:50:18.763

Clerk of the Course - Chris Gibson

Orbits 4

Sig. Time
 Chief Timekeeper - Ian Sharp (SMART)
 Times on smart-timing.co.uk & mylaps.com

www.amb-it.com
 www.mylaps.com
 Licensed to: SMART

DDMC Sedric Bell Trophy Race Meeting

Monoposto 2000: C.2000; & 1600

Croft 2.100 Miles

Practice 6

26/09/2009 11:35

Practice started at 11:34:19

Lap	Lap Tm	Diff	Time of Day
7	1:32.662	+0.575	11:51:51.425
8	1:33.016	+0.929	11:53:24.441
9	1:32.087		11:54:56.528

(28) Lenny COLEMAN

1			11:35:39.950
2	1:45.889	+13.306	11:37:25.839
3	1:37.675	+5.092	11:39:03.514
4	1:36.455	+3.872	11:40:39.969
5	1:34.960	+2.377	11:42:14.929
6	1:34.972	+2.389	11:43:49.901
7	1:34.413	+1.830	11:45:24.314
8	1:32.583		11:46:56.897
9	1:33.069	+0.486	11:48:29.966
10	1:33.516	+0.933	11:50:03.482
11	1:34.302	+1.719	11:51:37.784
12	1:34.770	+2.187	11:53:12.554
13	1:33.228	+0.645	11:54:45.782

(66) David PARKINSON

1			11:36:00.041
2	1:34.284	+0.408	11:37:34.325
3	1:35.541	+1.665	11:39:09.866
4	1:34.063	+0.187	11:40:43.929
5	1:34.093	+0.217	11:42:18.022
6	1:35.404	+1.528	11:43:53.426
7	1:34.892	+1.016	11:45:28.318
8	1:35.783	+1.907	11:47:04.101
9	1:34.784	+0.908	11:48:38.885
10	1:35.224	+1.348	11:50:14.109
11	1:35.471	+1.595	11:51:49.580
12	1:34.704	+0.828	11:53:24.284
13	1:33.876		11:54:58.160

(14) Mark SMITH

1			11:36:10.413
2	1:45.295	+10.956	11:37:55.708
3	1:42.054	+7.715	11:39:37.762
4	1:38.443	+4.104	11:41:16.205
5	1:38.394	+4.055	11:42:54.599
6	1:35.618	+1.279	11:44:30.217
7	1:34.339		11:46:04.556
8	1:37.609	+3.270	11:47:42.165
9	1:37.422	+3.083	11:49:19.587
10	1:37.602	+3.263	11:50:57.189
11	1:40.335	+5.996	11:52:37.524
12	1:40.863	+6.524	11:54:18.387

(91) Douglas McLAY

1			11:35:40.686
2	1:49.299	+12.727	11:37:29.985
3	1:43.729	+7.157	11:39:13.714
4	1:38.789	+2.217	11:40:52.503
5	1:37.819	+1.247	11:42:30.322
6	1:36.614	+0.042	11:44:06.936
7	1:36.572		11:45:43.508
8	1:38.136	+1.564	11:47:21.644
9	1:37.430	+0.858	11:48:59.074
10	1:37.684	+1.112	11:50:36.758
11	1:41.529	+4.957	11:52:18.287
12	1:36.988	+0.416	11:53:55.275

(55) Tony COTTON

1			11:41:18.649
2	1:43.372	+5.691	11:43:02.021
3	1:42.617	+4.936	11:44:44.638

Lap	Lap Tm	Diff	Time of Day
4	1:42.901	+5.220	11:46:27.539
5	1:40.006	+2.325	11:48:07.545
6	1:39.769	+2.088	11:49:47.314
7	1:37.986	+0.305	11:51:25.300
8	1:48.144	+10.463	11:53:13.444
9	1:37.681		11:54:51.125

(17) Graham PROBYN

1			11:49:41.688
2	1:42.155	+3.248	11:51:23.843
3	1:41.215	+2.308	11:53:05.058
4	1:38.907		11:54:43.965

(57) Eddie GUEST

1			11:35:42.792
2	1:50.320	+5.359	11:37:33.112
3	1:48.692	+3.731	11:39:21.804
4	1:47.952	+2.991	11:41:09.756
5	1:47.945	+2.984	11:42:57.701
6	1:49.212	+4.251	11:44:46.913
7	1:45.768	+0.807	11:46:32.681
8	1:45.863	+0.902	11:48:18.544
9	1:44.961		11:50:03.505
10	1:47.118	+2.157	11:51:50.623
11	1:47.618	+2.657	11:53:38.241
12	1:51.946	+6.985	11:55:30.187

Lap	Lap Tm	Diff	Time of Day
-----	--------	------	-------------

Clerk of the Course - Chris Gibson

Orbits 4

Sig. Time
 Chief Timekeeper - Ian Sharp (SMART)
 Times on smart-timing.co.uk & mylaps.com

www.amb-it.com
 www.mylaps.com
 Licensed to: SMART

DDMC Sedric Bell Trophy Race Meeting

Monoposto 2000: C.2000; & 1600

Croft 2.100 Miles

Race 5 - First Race

26/09/2009 16:30

Race (15:00 and 1 Laps)

POLE POSITION

2 1 Jeremy TIMMS 1:22.263
4 8 Nick ANSTRUTHER 1:25.118
6 34 Graham READ 1:25.889
8 5 Russ GILES 1:26.485
10 20 Jeremy GOODMAN 1:29.428
12 36 Chris SPENCER 1:30.264
14 58 Nigel SMITH 1:31.416
16 28 Lenny COLEMAN 1:32.583
18 14 Mark SMITH 1:34.339
20 55 Tony COTTON 1:37.681
22 57 Eddie GUEST 1:44.961

1 2 Neil HARRISON 1:21.224
3 6 Tristan CLIFFE 1:22.587
5 9 Richard PURCELL 1:25.584
7 47 Barry SMITH 1:26.166
9 33 Terry CLARK 1:27.644
11 37 Mick KINGHORN 1:29.757
13 77 Geoff FERN 1:30.736
15 12 Ewan SERGISON 1:32.087
17 66 David PARKINSON 1:33.876
19 91 Douglas McLAY 1:36.572
21 17 Graham PROBYN 1:38.907

1
2
3
4
5
6
7
8
9
10
11

NSSCC Classes B,C,D,H

Croft 2.100 Miles

Practice 7

26/09/2009 12:05

Practice started at 12:04:09

Pos	No.	Name	Make/Model	CC	Class	C	Laps	Best Tm	Diff n Lap	Best Spd	2nd Best
1	69	Simon BLANKLEY	Seat Leon	1998	B		7	1:32.870		81.404	1:33.475
2	98	Simon DEATON	Mitsubishi Evo 5	2000T	B		8	1:33.159	0.289	81.152	1:33.427
3	44	Michael CUTT	BMW M3	3000	B		8	1:34.165	1.295	80.285	1:35.015
4	10	Mark CAMPBELL	Triumph TR5	2500	H		9	1:35.164	2.294	79.442	1:35.616
5	54	Andrew MORRISON	Seat Leon Cupra	1998	B		7	1:35.419	2.549	79.230	1:36.209
6	61	Andy ROBINSON	Ford Fiesta XR2	1600	D		8	1:37.195	4.325	77.782	1:37.389
7	86	Chris HUNTLEY	Subaru Impreza	1998	B		8	1:37.213	4.343	77.767	1:37.862
8	46	Ian HUMPISSH	VW Beetle RSi	3200	B		9	1:37.947	5.077	77.185	1:38.664
9	9	David BREWIS	Lotus Elise	1800	C		7	1:38.114	5.244	77.053	1:38.273
10	66	Paul MOSS	Citroen Saxo	1600	D		5	1:38.858	5.988	76.473	1:38.922
11	33	Robert BARNES	Vauxhall Corsa	1998	C		7	1:39.016	6.146	76.351	1:39.374
12	49	Mike WILLIAMSON	BMW 325 E30	2500	B		8	1:39.479	6.609	75.996	1:39.688
13	1	Gavin LEE	Ford Fiesta XR2	1600	D		8	1:39.593	6.723	75.909	1:39.925
14	67	Peter DIXON	Honda Civic	1600	D		7	1:39.767	6.897	75.777	1:40.007
15	82	David SWALES	Ford Fiesta	1600	D		7	1:40.209	7.339	75.442	1:40.983
16	70	Mark ARMSTRONG	Rover 200	1600	C		7	1:40.292	7.422	75.380	1:40.463
17	16	Mick STARKEY	Ford Fiesta XR2	1600	D		8	1:40.969	8.099	74.874	1:40.999
18	22	Ian BLACKLIN	Ford Fiesta	1600	D		7	1:42.899	10.029	73.470	1:43.060
19	41	Malcolm DEARNLEY	Morgan 4/4	1700	H		8	1:43.046	10.176	73.365	1:43.250
20	55	Daniel McKAY	Ford Fiesta XR2	1600	D		7	1:44.687	11.817	72.215	1:44.868
21	71	Neil ARMSTRONG	Seat Ibeza	2000	C		7	1:44.722	11.852	72.191	1:44.734
22	5	Terry WRIGHT	Rover 100	1600	D		7	1:47.215	14.345	70.513	1:47.997
23	27	Les COWBURN	Porsche 924	2000	C		6	1:48.998	16.128	69.359	1:53.638
24	76	Colin STEWART	MGC GT	2998	H		4	1:52.024	19.154	67.486	1:56.144
25	43	Scott ROBSON	Ford Fiesta XR2	1600	D		5	1:58.137	25.267	63.993	2:01.290
26	72	Andrew BLYTHE	Porsche 924	1998	C				0	-	

DDMC Sedric Bell Trophy Race Meeting

NSSCC Classes B,C,D,H

Croft 2.100 Miles

Practice 7

26/09/2009 12:05

Practice started at 12:04:09

Lap	Lap Tm	Diff	Time of Day	Lap	Lap Tm	Diff	Time of Day	Lap	Lap Tm	Diff	Time of Day
(69) Simon BLANKLEY											
1			12:06:25.210	1			12:05:19.424	6	1:40.102	+0.509	12:19:28.937
2	6:52.926	+5:20.056	12:13:18.136	2	1:40.855	+3.642	12:07:00.279	7	1:41.082	+1.489	12:21:10.019
3	1:34.236	+1.366	12:14:52.372	3	6:34.953	+4:57.740	12:13:35.232	8	1:39.925	+0.332	12:22:49.944
4	1:33.968	+1.098	12:16:26.340	4	1:40.170	+2.957	12:15:15.402	(67) Peter DIXON			
5	1:32.870		12:17:59.210	5	1:37.881	+0.668	12:16:53.283	1			12:06:33.685
6	1:36.439	+3.569	12:19:35.649	6	1:37.213		12:18:30.496	2	7:06.683	+5:26.916	12:13:40.368
7	1:33.475	+0.605	12:21:09.124	7	1:38.372	+1.159	12:20:08.868	3	1:40.007	+0.240	12:15:20.375
(98) Simon DEATON											
1			12:05:46.894	8	1:37.862	+0.649	12:21:46.730	4	1:48.173	+8.406	12:17:08.548
2	7:28.238	+5:55.079	12:13:15.132	(46) Ian HUMPHISH				5	1:40.337	+0.570	12:18:48.885
3	1:34.722	+1.563	12:14:49.854	1			12:05:34.983	6	2:03.385	+23.618	12:20:52.270
4	1:34.520	+1.361	12:16:24.374	2	1:42.547	+4.600	12:07:17.530	7	1:39.767		12:22:32.037
5	1:33.159		12:17:57.533	3	4:32.652	+2:54.705	12:11:50.182	(82) David SWALES			
6	1:35.004	+1.845	12:19:32.537	4	1:54.605	+16.658	12:13:44.787	1			12:05:46.462
7	1:33.427	+0.268	12:21:05.964	5	1:37.947		12:15:22.734	2	7:02.129	+5:21.920	12:12:48.591
8	1:33.991	+0.832	12:22:39.955	6	1:41.870	+3.923	12:17:04.604	3	1:40.983	+0.774	12:14:29.574
(44) Michael CUTT											
1			12:05:48.276	7	1:41.023	+3.076	12:18:45.627	4	1:40.209		12:16:09.783
2	6:49.208	+5:15.043	12:12:37.484	8	1:38.664	+0.717	12:20:24.291	5	1:42.201	+1.992	12:17:51.984
3	1:34.165		12:14:11.649	9	1:40.044	+2.097	12:22:04.335	6	1:41.410	+1.201	12:19:33.394
4	1:36.420	+2.255	12:15:48.069	(9) David BREWIS				7	1:41.139	+0.930	12:21:14.533
5	1:35.015	+0.850	12:17:23.084	1			12:05:58.520	(70) Mark ARMSTRONG			
6	1:36.642	+2.477	12:18:59.726	2	7:13.043	+5:34.929	12:13:11.563	1			12:06:24.930
7	1:36.322	+2.157	12:20:36.048	3	1:39.809	+1.695	12:14:51.372	2	7:08.208	+5:27.916	12:13:33.138
8	1:35.965	+1.800	12:22:12.013	4	1:38.114		12:16:29.486	3	1:42.471	+2.179	12:15:15.609
(10) Mark CAMPBELL											
1			12:05:32.042	5	1:39.484	+1.370	12:18:08.970	4	1:41.983	+1.691	12:16:57.592
2	1:42.041	+6.877	12:07:14.083	6	1:38.276	+0.162	12:19:47.246	5	1:40.463	+0.171	12:18:38.055
3	4:33.095	+2:57.931	12:11:47.178	7	1:38.273	+0.159	12:21:25.519	6	1:40.292		12:20:18.347
4	1:53.207	+18.043	12:13:40.385	(66) Paul MOSS				7	1:41.210	+0.918	12:21:59.557
5	1:36.863	+1.699	12:15:17.248	1			12:05:40.595	(16) Mick STARKEY			
6	1:39.131	+3.967	12:16:56.379	2	7:04.302	+5:25.444	12:12:44.897	1			12:05:41.118
7	1:35.164		12:18:31.543	3	1:38.858		12:14:23.755	2	2:24.685	+43.716	12:08:05.803
8	1:35.616	+0.452	12:20:07.159	4	1:38.922	+0.064	12:16:02.677	3	4:40.861	+2:59.892	12:12:46.664
9	1:35.772	+0.608	12:21:42.931	5	1:43.982	+5.124	12:17:46.659	4	1:40.999	+0.030	12:14:27.663
(54) Andrew MORRISON											
1			12:06:21.088	(33) Robert BARNES				5	1:40.969		12:16:08.632
2	6:56.277	+5:20.858	12:13:17.365	1			12:06:13.463	6	1:43.828	+2.859	12:17:52.460
3	1:37.300	+1.881	12:14:54.665	2	7:07.148	+5:28.132	12:13:20.611	7	1:42.234	+1.265	12:19:34.694
4	1:36.209	+0.790	12:16:30.874	3	1:40.031	+1.015	12:15:00.642	8	1:42.136	+1.167	12:21:16.830
5	1:36.731	+1.312	12:18:07.605	4	1:39.374	+0.358	12:16:40.016	(22) Ian BLACKLIN			
6	1:36.869	+1.450	12:19:44.474	5	1:39.477	+0.461	12:18:19.493	1			12:05:56.248
7	1:35.419		12:21:19.893	6	1:39.016		12:19:58.509	2	7:54.481	+6:11.582	12:13:50.729
(61) Andy ROBINSON											
1			12:05:19.159	7	1:40.317	+1.301	12:21:38.826	3	1:42.899		12:15:33.628
2	1:42.712	+5.517	12:07:01.871	(49) Mike WILLIAMSON				4	1:43.060	+0.161	12:17:16.688
3	6:37.608	+5:00.413	12:13:39.479	1			12:05:31.531	5	1:46.123	+3.224	12:19:02.811
4	1:39.863	+2.668	12:15:19.342	2	1:43.799	+4.320	12:07:15.330	6	1:43.783	+0.884	12:20:46.594
5	1:39.335	+2.140	12:16:58.677	3	6:56.259	+5:16.780	12:14:11.589	7	1:43.446	+0.547	12:22:30.040
6	1:38.288	+1.093	12:18:36.965	4	1:40.404	+0.925	12:15:51.993	(41) Malcolm DEARNLEY			
7	1:37.195		12:20:14.160	5	1:52.362	+12.883	12:17:44.355	1			12:05:53.982
8	1:37.389	+0.194	12:21:51.549	6	1:39.479		12:19:23.834	2	2:25.768	+42.722	12:08:19.750
(86) Chris HUNTLEY											
1			12:05:40.249	7	1:39.688	+0.209	12:21:03.522	3	4:39.299	+2:56.253	12:12:59.049
2	7:03.735	+5:24.142	12:12:43.984	8	1:40.264	+0.785	12:22:43.786	4	1:43.652	+0.606	12:14:42.701
3	1:40.154	+0.561	12:14:24.138	(1) Gavin LEE				5	1:45.608	+2.562	12:16:28.309
4	1:39.593		12:16:03.731	1			12:05:40.249	6	1:43.046		12:18:11.355
5	1:45.104	+5.511	12:17:48.835	2	7:03.735	+5:24.142	12:12:43.984	7	1:43.250	+0.204	12:19:54.605
(55) Daniel McKAY											
1			12:05:40.249	3	1:40.154	+0.561	12:14:24.138	8	2:06.223	+23.177	12:22:00.828
2	7:03.735	+5:24.142	12:12:43.984	4	1:39.593		12:16:03.731				
3	1:40.154	+0.561	12:14:24.138	5	1:45.104	+5.511	12:17:48.835				
4	1:39.593		12:16:03.731								
5	1:45.104	+5.511	12:17:48.835								

Clerk of the Course - Chris Gibson

Orbits 4

Sig. Time

www.amb-it.com

Chief Timekeeper - Ian Sharp (SMART)

www.mylaps.com

Times on smart-timing.co.uk & mylaps.com

Licensed to: SMART

DDMC Sedric Bell Trophy Race Meeting

NSSCC Classes B,C,D,H

Croft 2.100 Miles

Practice 7

26/09/2009 12:05

Practice started at 12:04:09

Lap	Lap Tm	Diff	Time of Day
1			12:06:21.798
2	7:04.726	+5:20.039	12:13:26.524
3	1:48.158	+3.471	12:15:14.682
4	1:48.031	+3.344	12:17:02.713
5	1:45.513	+0.826	12:18:48.226
6	1:44.687		12:20:32.913
7	1:44.868	+0.181	12:22:17.781

(71) Neil ARMSTRONG

1			12:06:18.078
2	7:10.007	+5:25.285	12:13:28.085
3	1:47.241	+2.519	12:15:15.326
4	1:46.059	+1.337	12:17:01.385
5	1:44.781	+0.059	12:18:46.166
6	1:44.734	+0.012	12:20:30.900
7	1:44.722		12:22:15.622

(5) Terry WRIGHT

1			12:05:46.108
2	7:12.052	+5:24.837	12:12:58.160
3	1:49.006	+1.791	12:14:47.166
4	1:50.240	+3.025	12:16:37.406
5	1:47.997	+0.782	12:18:25.403
6	1:49.706	+2.491	12:20:15.109
7	1:47.215		12:22:02.324

(27) Les COWBURN

1			12:06:21.111
2	7:29.295	+5:40.297	12:13:50.406
3	2:00.420	+11.422	12:15:50.826
4	2:03.647	+14.649	12:17:54.473
5	1:53.638	+4.640	12:19:48.111
6	1:48.998		12:21:37.109

(76) Colin STEWART

1			12:05:50.358
2	7:32.944	+5:40.920	12:13:23.302
3	1:52.024		12:15:15.326
4	1:56.144	+4.120	12:17:11.470

(43) Scott ROBSON

1			12:06:26.074
2	7:31.487	+5:33.350	12:13:57.561
3	1:58.137		12:15:55.698
4	2:01.443	+3.306	12:17:57.141
5	2:01.290	+3.153	12:19:58.431

Lap	Lap Tm	Diff	Time of Day
-----	--------	------	-------------

Lap	Lap Tm	Diff	Time of Day
-----	--------	------	-------------

Clerk of the Course - Chris Gibson

Orbits 4

Sig. Time

www.amb-it.com

Chief Timekeeper - Ian Sharp (SMART)

www.mylaps.com

Times on smart-timing.co.uk & mylaps.com

Licensed to: SMART

DDMC Sedric Bell Trophy Race Meeting


NSSCC Classes B,C,D,H

Croft 2.100 Miles

Race 6 - First Race

26/09/2009 17:00

Race (15:00 and 1 Laps)



POLE POSITION

Rank	Driver Name	Time
1	69 Simon BLANKLEY	1:32.870
2	44 Michael CUTT	1:34.165
3	54 Andrew MORRISON	1:35.419
4	86 Chris HUNTLEY	1:37.213
5	9 David BREWIS	1:38.114
6	33 Robert BARNES	1:39.016
7	1 Gavin LEE	1:39.593
8	82 David SWALES	1:40.209
9	16 Mick STARKEY	1:40.969
10	41 Malcolm DEARNLEY	1:43.046
11	98 Simon DEATON	1:33.159
12	10 Mark CAMPBELL	1:35.164
13	61 Andy ROBINSON	1:37.195
14	46 Ian HUMPISSH	1:37.947
15	66 Paul MOSS	1:38.858
16	49 Mike WILLIAMSON	1:39.479
17	67 Peter DIXON	1:39.767
18	70 Mark ARMSTRONG	1:40.292
19	22 Ian BLACKLIN	1:42.899
20	55 Daniel McKAY	1:44.687

Clerk of the Course - Chris Gibson

Orbits 4

Sig. Time

www.amb-it.com

Chief Timekeeper - Ian Sharp (SMART)

www.mylaps.com

Times on smart-timing.co.uk & mylaps.com

Licensed to: SMART

DDMC Sedic Bell Trophy Race Meeting


NSSCC Classes B,C,D,H

Croft 2.100 Miles

Race 6 - First Race

26/09/2009 17:00

Race (15:00 and 1 Laps)



22
5 Terry WRIGHT
1:47.215

21
71 Neil ARMSTRONG
1:44.722

11

24
76 Colin STEWART
1:52.024

23
27 Les COWBURN
1:48.998

12

26
72 Andrew BLYTHE

25
43 Scott ROBSON
1:58.137

13

DDMC Sedric Bell Trophy Race Meeting


NSSCC Classes B,C,D,H

Croft 2.100 Miles

Race 12A - Second race

27/09/2009 16:00

Race



POLE POSITION

Rank	Driver	Time	Rank	Driver	Time
2	69 Simon BLANKLEY	1:33.475	1	98 Simon DEATON	1:33.427
4	10 Mark CAMPBELL	1:35.616	3	44 Michael CUTT	1:35.015
6	61 Andy ROBINSON	1:37.389	5	54 Andrew MORRISON	1:36.209
8	9 David BREWIS	1:38.273	7	86 Chris HUNTLEY	1:37.862
10	66 Paul MOSS	1:38.922	9	46 Ian HUMPISH	1:38.664
12	49 Mike WILLIAMSON	1:39.688	11	33 Robert BARNES	1:39.374
14	67 Peter DIXON	1:40.007	13	1 Gavin LEE	1:39.925
16	82 David SWALES	1:40.983	15	70 Mark ARMSTRONG	1:40.463
18	22 Ian BLACKLIN	1:43.060	17	16 Mick STARKEY	1:40.999
20	71 Neil ARMSTRONG	1:44.734	19	41 Malcolm DEARNLEY	1:43.250

Clerk of the Course - Chris Gibson

Orbits 4

Sig. Time

www.amb-it.com

Chief Timekeeper - Ian Sharp (SMART)

www.mylaps.com

Times on smart-timing.co.uk & mylaps.com

Licensed to: SMART

DDMC Sedic Bell Trophy Race Meeting


NSSCC Classes B,C,D,H

Croft 2.100 Miles

Race 12A - Second race

27/09/2009 16:00

Race



22
5 Terry WRIGHT
1:47.997

21
55 Daniel McKAY
1:44.868

11

24
76 Colin STEWART
1:56.144

23
27 Les COWBURN
1:53.638

12

26
72 Andrew BLYTHE

25
43 Scott ROBSON
2:01.290

13

DDMC Sedric Bell Trophy Race Meeting**Sorted on Best Lap time****Sedric Bell Trophy****Croft 2.100 Miles****Practice 8****26/09/2009 13:45****Practice started at 13:35:48**

Pos	No.	Name	Make/Model	CC	Class Cc	Laps	Best Tm	Diff 1 Lap	Best Spd	2nd Best	
1	12	Jeff WILSON	Jade Trackstar	2000	2	8	1:24.379		89.596	1:24.482	
2	78	Jim GEDDIE	Porsche 996 Cup	3600	3 - 2	10	1:28.317	3.938	9	85.601	1:28.437
3	90	Andrew WAREING	Lotus Europa	2298	1	10	1:29.598	5.219	4	84.377	1:29.918
4	7	Mark CHILTON	Porsche 993 GT3	5400	3 - 1	9	1:30.718	6.339	8	83.335	1:31.015
5	18	Peter ISHERWOOD	Subaru Impreza	2000T	1	9	1:31.852	7.473	6	82.306	1:32.902
6	23	Tim EVANS	Subaru Impreza	2000T	1	5	1:31.954	7.575	4	82.215	1:32.283
7	35	Fraser ROBERTSON	Porsche 996	3600	3 - 1	9	1:33.349	8.970	8	80.986	1:33.956
8	79	Andrew TATE	Porsche 996 RSR	3600	A1	9	1:33.809	9.430	7	80.589	1:34.203
9	47	Mike JOHNSON	Porsche 911 SC	3800	3 - 3	8	1:35.777	11.398	5	78.933	1:35.891
10	68	Marcus FOTHERGILL	Porsche 996 GT3	3600	3 - 2	3	1:36.398	12.019	3	78.425	1:54.693
11	9	David WHELAN	Porsche 993 RSR	3600	3 - 2	8	1:41.183	16.804	7	74.716	1:41.703

Announcements

Car No.35 - No working transponder - Please fix before racing.

Clerk of the Course - Chris Gibson

Orbits 4

Sig. Time

www.amb-it.com

Chief Timekeeper - Ian Sharp (SMART)

www.mylaps.comTimes on smart-timing.co.uk & mylaps.com

Licensed to: SMART

Printed: 27/09/2009 15:25:19

DDMC Sedric Bell Trophy Race Meeting

Sedric Bell Trophy

Croft 2.100 Miles

Practice 8

26/09/2009 13:45

Practice started at 13:35:48

Lap	Lap Tm	Diff	Time of Day
(12) Jeff WILSON			
1			13:37:59.519
2	1:36.444	+12.065	13:39:35.963
3	1:31.252	+6.873	13:41:07.215
4	1:26.576	+2.197	13:42:33.791
5	1:25.884	+1.505	13:43:59.675
6	1:24.482	+0.103	13:45:24.157
7	1:24.379		13:46:48.536
8	4:56.794	+3:32.415	13:51:45.330

Lap	Lap Tm	Diff	Time of Day
(78) Jim GEDDIE			
1			13:37:15.098
2	1:50.743	+22.426	13:39:05.841
3	1:37.576	+9.259	13:40:43.417
4	1:29.594	+1.277	13:42:13.011
5	1:29.809	+1.492	13:43:42.820
6	1:30.341	+2.024	13:45:13.161
7	1:28.846	+0.529	13:46:42.007
8	1:29.700	+1.383	13:48:11.707
9	1:28.317		13:49:40.024
10	1:28.437	+0.120	13:51:08.461

Lap	Lap Tm	Diff	Time of Day
(90) Andrew WAREING			
1			13:37:01.325
2	1:39.586	+9.988	13:38:40.911
3	1:31.850	+2.252	13:40:12.761
4	1:29.598		13:41:42.359
5	1:32.035	+2.437	13:43:14.394
6	1:33.737	+4.139	13:44:48.131
7	1:33.270	+3.672	13:46:21.401
8	1:33.705	+4.107	13:47:55.106
9	1:32.005	+2.407	13:49:27.111
10	1:29.918	+0.320	13:50:57.029

Lap	Lap Tm	Diff	Time of Day
(7) Mark CHILTON			
1			13:37:44.695
2	1:44.226	+13.508	13:39:28.921
3	1:34.639	+3.921	13:41:03.560
4	1:34.847	+4.129	13:42:38.407
5	1:32.849	+2.131	13:44:11.256
6	1:31.015	+0.297	13:45:42.271
7	1:31.416	+0.698	13:47:13.687
8	1:30.718		13:48:44.405
9	1:31.506	+0.788	13:50:15.911

Lap	Lap Tm	Diff	Time of Day
(18) Peter ISHERWOOD			
1			13:38:54.039
2	1:40.862	+9.010	13:40:34.901
3	1:33.968	+2.116	13:42:08.869
4	1:33.304	+1.452	13:43:42.173
5	1:33.396	+1.544	13:45:15.569
6	1:31.852		13:46:47.421
7	1:35.062	+3.210	13:48:22.483
8	1:33.874	+2.022	13:49:56.357
9	1:32.902	+1.050	13:51:29.259

Lap	Lap Tm	Diff	Time of Day
(23) Tim EVANS			
1			13:38:50.984
2	1:34.455	+2.501	13:40:25.439
3	1:32.283	+0.329	13:41:57.722
4	1:31.954		13:43:29.676
5	1:32.314	+0.360	13:45:01.990

Lap	Lap Tm	Diff	Time of Day
(35) Fraser ROBERTSON			
1			13:37:48.990

Lap	Lap Tm	Diff	Time of Day
2	1:46.468	+13.119	13:39:35.458
3	1:36.521	+3.172	13:41:11.979
4	1:36.125	+2.776	13:42:48.104
5	1:35.253	+1.904	13:44:23.357
6	1:34.735	+1.386	13:45:58.092
7	1:33.956	+0.607	13:47:32.048
8	1:33.349		13:49:05.397
9	1:41.145	+7.796	13:50:46.542

Lap	Lap Tm	Diff	Time of Day
(79) Andrew TATE			
1			13:37:39.145
2	1:59.489	+25.680	13:39:38.634
3	1:38.647	+4.838	13:41:17.281
4	1:39.876	+6.067	13:42:57.157
5	1:48.313	+14.504	13:44:45.470
6	1:35.625	+1.816	13:46:21.095
7	1:33.809		13:47:54.904
8	1:35.642	+1.833	13:49:30.546
9	1:34.203	+0.394	13:51:04.749

Lap	Lap Tm	Diff	Time of Day
(47) Mike JOHNSON			
1			13:37:43.332
2	1:37.705	+1.928	13:39:21.037
3	1:36.321	+0.544	13:40:57.358
4	1:35.891	+0.114	13:42:33.249
5	1:35.777		13:44:09.026
6	1:38.306	+2.529	13:45:47.332
7	1:43.601	+7.824	13:47:30.933
8	1:39.374	+3.597	13:49:10.307

Lap	Lap Tm	Diff	Time of Day
(68) Marcus FOTHERGILL			
1			13:37:48.392
2	1:54.693	+18.295	13:39:43.085
3	1:36.398		13:41:19.483

Lap	Lap Tm	Diff	Time of Day
(9) David WHELAN			
1			13:37:49.873
2	1:55.366	+14.183	13:39:45.239
3	1:47.083	+5.900	13:41:32.322
4	1:43.896	+2.713	13:43:16.218
5	1:42.274	+1.091	13:44:58.492
6	1:41.703	+0.520	13:46:40.195
7	1:41.183		13:48:21.378
8	2:15.709	+34.526	13:50:37.087

DDMC Sedic Bell Trophy Race Meeting

Sedic Bell Trophy

Race 7 - First Race

Race (20:00 Time) started at 17:37:04

Croft 2.100 Miles

26/09/2009 17:30

POLE POSITION

2 78 Jim GEDDIE 1:28.317
4 7 Mark CHILTON 1:30.718
6 23 Tim EVANS 1:31.954
8 79 Andrew TATE 1:33.809
10 68 Marcus FOTHERGILL 1:36.398

1 12 Jeff WILSON 1:24.379
3 90 Andrew WAREING 1:29.598
5 18 Peter ISHERWOOD 1:31.852
7 35 Fraser ROBERTSON 1:33.349
9 47 Mike JOHNSON 1:35.777
11 9 David WHELAN 1:41.183

1
2
3
4
5
6

DDMC Sedric Bell Trophy Race Meeting

Sorted on Laps

MG Cockshoot Cup

Croft 2.100 Miles

Race 1 - First Race

26/09/2009 14:15

Race (15:00 and 1 Laps) started at 14:07:59

Pos	No.	Name	Make/Model	CC	Clas	Laps	Total Tm	Diff	Best Tm	Lap	Best Spd
1	8	Sean PETERS	MG Midget	1500	B	10	17:17.113		1:41.439	5	74.528
2	69	Peter BRAMBLE	MGB Roadster	1950	B	10	17:34.273	17.160	1:43.287	5	73.194
3	33	Alan BATES	MGB	1950	B	10	17:41.196	24.083	1:44.263	2	72.509
4	5	Jeremy TOES	MG Midget	1330	A	10	18:09.447	52.334	1:47.259	5	70.484
5	77	Paul RIGG	MGF VVC	1800	B	10	18:11.027	53.914	1:47.474	6	70.343
6	82	Helen WADDINGTON	MG ZR160	1800	F	10	18:16.997	59.884	1:48.372	3	69.760
7	78	Ian WRIGHT	MG Midget	1330	A	10	18:19.013	1:01.900	1:47.025	7	70.638
8	15	John WREGHITT	MGB Roadster	1840	A	10	18:28.566	1:11.453	1:47.908	8	70.060
9	24	Mike ROUSE	MGf VVC	1800	F	10	18:43.604	1:26.491	1:49.723	3	68.901
10	76	Margaret FARQUHAR-RIGG	MGF VVC	1800	F	9	18:31.066	1 Lap	1:59.988	2	63.006
Not classified (80% = 8 Laps)											
	23	Stephen McKIE	Austin Healey Sprite	1275	A	9	16:35.705	DNF	1:48.709	5	69.543
	66	Chris EVANS	MG Midget	1800	B			DNS		0	-

Margin of Victory	Avg. Speed	Best Lap Tm	Best Spd	Best Lap by
17.160	72.895	1:41.439	74.528	8 - Sean PETERS

Clerk of the Course - Chris Gibson

Orbits 4

Sig.

Time

www.amb-it.com

Chief Timekeeper - Ian Sharp (SMART)

www.mylaps.com

Times on smart-timing.co.uk & mylaps.com

Licensed to: SMART

Printed: 28/09/2009 19:55:29

DDMC Sedric Bell Trophy Race Meeting

MG Cockshoot Cup

Croft 2.100 Miles

Race 1 - First Race

26/09/2009 14:15

Race (15:00 and 1 Laps) started at 14:07:59

Lap	Lap Tm	Diff	Time of Day
(8) Sean PETERS			
1	1:48.795	+7.356	14:09:49.477
2	1:41.492	+0.053	14:11:30.969
3	1:41.746	+0.307	14:13:12.715
4	1:41.793	+0.354	14:14:54.508
5	1:41.439		14:16:35.947
6	1:42.879	+1.440	14:18:18.826
7	1:45.567	+4.128	14:20:04.393
8	1:45.771	+4.332	14:21:50.164
9	1:42.634	+1.195	14:23:32.798
10	1:43.693	+2.254	14:25:16.491

Lap	Lap Tm	Diff	Time of Day
(69) Peter BRAMBLE			
1	1:48.825	+5.538	14:09:50.790
2	1:44.070	+0.783	14:11:34.860
3	1:44.131	+0.844	14:13:18.991
4	1:44.531	+1.244	14:15:03.522
5	1:43.287		14:16:46.809
6	1:43.820	+0.533	14:18:30.629
7	1:45.077	+1.790	14:20:15.706
8	1:45.768	+2.481	14:22:01.474
9	1:44.706	+1.419	14:23:46.180
10	1:47.471	+4.184	14:25:33.651

Lap	Lap Tm	Diff	Time of Day
(33) Alan BATES			
1	1:50.287	+6.024	14:09:51.658
2	1:44.263		14:11:35.921
3	1:44.565	+0.302	14:13:20.486
4	1:45.016	+0.753	14:15:05.502
5	1:44.886	+0.623	14:16:50.388
6	1:46.308	+2.045	14:18:36.696
7	1:46.623	+2.360	14:20:23.319
8	1:46.027	+1.764	14:22:09.346
9	1:45.462	+1.199	14:23:54.808
10	1:45.766	+1.503	14:25:40.574

Lap	Lap Tm	Diff	Time of Day
(5) Jeremy TOES			
1	1:53.306	+6.047	14:09:55.638
2	1:47.940	+0.681	14:11:43.578
3	1:48.014	+0.755	14:13:31.592
4	1:48.013	+0.754	14:15:19.605
5	1:47.259		14:17:06.864
6	1:47.510	+0.251	14:18:54.374
7	1:47.532	+0.273	14:20:41.906
8	1:47.790	+0.531	14:22:29.696
9	1:48.046	+0.787	14:24:17.742
10	1:51.083	+3.824	14:26:08.825

Lap	Lap Tm	Diff	Time of Day
(77) Paul RIGG			
1	1:53.971	+6.497	14:09:56.337
2	1:48.235	+0.761	14:11:44.572
3	1:47.711	+0.237	14:13:32.283
4	1:47.787	+0.313	14:15:20.070
5	1:47.748	+0.274	14:17:07.818
6	1:47.474		14:18:55.292
7	1:47.786	+0.312	14:20:43.078
8	1:48.429	+0.955	14:22:31.507
9	1:48.647	+1.173	14:24:20.154
10	1:50.251	+2.777	14:26:10.405

Lap	Lap Tm	Diff	Time of Day
(82) Helen WADDINGTON			
1	1:53.447	+5.075	14:09:56.443
2	1:48.388	+0.016	14:11:44.831
3	1:48.372		14:13:33.203
4	1:49.049	+0.677	14:15:22.252

Lap	Lap Tm	Diff	Time of Day
5	1:48.665	+0.293	14:17:10.917
6	1:48.564	+0.192	14:18:59.481
7	1:48.816	+0.444	14:20:48.297
8	1:48.530	+0.158	14:22:36.827
9	1:50.066	+1.694	14:24:26.893
10	1:49.482	+1.110	14:26:16.375

Lap	Lap Tm	Diff	Time of Day
(78) Ian WRIGHT			
1	1:51.828	+4.803	14:09:53.583
2	1:47.058	+0.033	14:11:40.641
3	1:48.067	+1.042	14:13:28.708
4	1:48.917	+1.892	14:15:17.625
5	1:48.088	+1.063	14:17:05.713
6	1:48.220	+1.195	14:18:53.933
7	1:47.025		14:20:40.958
8	1:48.208	+1.183	14:22:29.166
9	2:00.944	+13.919	14:24:30.110
10	1:48.281	+1.256	14:26:18.391

Lap	Lap Tm	Diff	Time of Day
(15) John WREGHITT			
1	1:56.359	+8.451	14:09:59.608
2	1:51.480	+3.572	14:11:51.088
3	1:50.201	+2.293	14:13:41.289
4	1:49.894	+1.986	14:15:31.183
5	1:49.488	+1.580	14:17:20.671
6	1:51.167	+3.259	14:19:11.838
7	1:49.325	+1.417	14:21:01.163
8	1:47.908		14:22:49.071
9	1:48.025	+0.117	14:24:37.096
10	1:50.848	+2.940	14:26:27.944

Lap	Lap Tm	Diff	Time of Day
(24) Mike ROUSE			
1	1:55.065	+5.342	14:09:58.357
2	1:51.538	+1.815	14:11:49.895
3	1:49.723		14:13:39.618
4	1:50.056	+0.333	14:15:29.674
5	1:50.412	+0.689	14:17:20.086
6	1:50.888	+1.165	14:19:10.974
7	1:52.873	+3.150	14:21:03.847
8	1:50.795	+1.072	14:22:54.642
9	1:54.538	+4.815	14:24:49.180
10	1:53.802	+4.079	14:26:42.982

Lap	Lap Tm	Diff	Time of Day
(76) Margaret FARQUHAR-RIGG			
1	2:06.688	+6.700	14:10:11.250
2	1:59.988		14:12:11.238
3	2:01.745	+1.757	14:14:12.983
4	2:01.314	+1.326	14:16:14.297
5	2:01.651	+1.663	14:18:15.948
6	2:02.865	+2.877	14:20:18.813
7	2:02.274	+2.286	14:22:21.087
8	2:02.628	+2.640	14:24:23.715
9	2:06.729	+6.741	14:26:30.444

Lap	Lap Tm	Diff	Time of Day
(23) Stephen McKIE			
1	1:55.552	+6.843	14:09:59.206
2	1:49.998	+1.289	14:11:49.204
3	1:49.523	+0.814	14:13:38.727
4	1:49.328	+0.619	14:15:28.055
5	1:48.709		14:17:16.764
6	1:49.939	+1.230	14:19:06.703
7	1:49.687	+0.978	14:20:56.390
8	1:49.841	+1.132	14:22:46.231
9	1:48.852	+0.143	14:24:35.083

Clerk of the Course - Chris Gibson

Orbits 4

Sig. Time
 Chief Timekeeper - Ian Sharp (SMART)
 Times on smart-timing.co.uk & mylaps.com

www.amb-it.com
 www.mylaps.com
 Licensed to: SMART

DDMC Sedric Bell Trophy Race Meeting

Lapchart

MG Cockshoot Cup

Croft 2.100 Miles

Race 1 - First Race

26/09/2009 14:15

Race (15:00 and 1 Laps) started at 14:07:59

Competitors	Laps										
	0	1	2	3	4	5	6	7	8	9	10
Sean PETERS (8)	1	8	8	8	8	8	8	8	8	8	8
Alan BATES (33)	2	33	69	69	69	69	69	69	69	69	69
Ian WRIGHT (78)	3	78	33	33	33	33	33	33	33	33	33
Peter BRAMBLE (69)	4	69	78	78	78	78	78	78	78	5	5
Jeremy TOES (5)	5	5	5	5	5	5	5	5	5	77	77
Paul RIGG (77)	6	77	77	77	77	77	77	77	77	82	82
Helen WADDINGTON (82)	7	82	82	82	82	82	82	82	82	78	78
John WREGHITT (15)	8	15	24	23	23	23	23	23	23	23	15
Mike ROUSE (24)	9	24	23	24	24	24	24	15	15	15	24
Stephen McKIE (23)	10	23	15	15	15	15	15	24	24	24	
Margaret FARQUHAR-RIGG (76)	11	76	76	76	76	76	76	76	76	76	
-	12										

DDMC Sedric Bell Trophy Race Meeting

MG Cockshoot Cup

Race 8 - Second Race

Race (15:00 and 1 Laps)

Croft 2.100 Miles

27/09/2009 13:15

POLE POSITION

2 69 Peter BRAMBLE 10
4 5 Jeremy TOES 10
6 82 Helen WADDINGTON 10
8 15 John WREGHITT 10
10 76 Margaret FARQUHAR-RIGG 9
12 66 Chris EVANS

1 8 Sean PETERS 10
3 33 Alan BATES 10
5 77 Paul RIGG 10
7 78 Ian WRIGHT 10
9 24 Mike ROUSE 10
11 23 Stephen McKIE 9

1
2
3
4
5
6

NSSCC Classes A,E,F,G

Croft 2.100 Miles

Race 2 - First Race

26/09/2009 14:45

Race (15:00 and 1 Laps) started at 14:40:53

Pos	No.	Name	Make/Model	CC	Class	Laps	Total Tm	Diff	Best Tm	Best Spd
1	78	Jim GEDDIE	Porsche 996 GT3 Cup	3600	A1	11	17:27.245		1:28.067	85.844
2	7	Phil MORRIS	Caterham 7	2298	E	11	17:27.350	0.105	1:28.581	85.346
3	69	Simon BLANCKLEY	Porsche 996 GT3	3600	A1	11	17:33.960	6.715	1:29.359	84.603
4	79	Andrew TATE	Porsche 996 RSR	3600	A1	11	18:07.346	40.101	1:30.611	83.434
5	86	Chris HUNTLEY	Subaru Impreza	1998	A2	11	18:23.189	55.944	1:33.658	80.719
6	30	Rachael FINNEY	Porsche 944t	2479	A1	11	18:28.200	1:00.955	1:34.337	80.138
7	61	Andy ROBINSON	Peugeot	1999	A2	11	18:31.905	1:04.660	1:34.182	80.270
8	18	Peter ISHERWOOD	Subaru Impreza	2000T	A2	11	18:42.319	1:15.074	1:32.765	81.496
9	8	David BOTTERILL	Porsche 944	2994	A1	11	18:43.969	1:16.724	1:33.667	80.711
10	35	Fraser ROBERTSON	Porsche 996	3600	A1	11	18:52.315	1:25.070	1:31.958	82.211
11	4	David BONE	Westfield SeiW	2000	A2	11	18:53.737	1:26.492	1:35.794	78.919
12	21	Russel HENNESSY	Shelsley GTR	2300	A2	11	18:59.253	1:32.008	1:36.060	78.701
13	96	Andrew WILSON	Toyota Starlet	2000	A2	11	19:00.688	1:33.443	1:36.881	78.034
14	24	Alan McPHERSON	Formula 27 Blade	919	F	10	17:36.744	1 Lap	1:38.289	76.916
15	11	Paul COLLINGWOOD	Sylva Riot	1600	E	10	17:41.995	1 Lap	1:36.008	78.743
16	36	Chris SNELL	Westfield GTS	1298	F	10	17:56.233	1 Lap	1:39.552	75.940
17	6	James HAMILL	Ginetta G20	1800	G	10	18:40.634	1 Lap	1:43.266	73.209
18	31	John HEWITSON	Westfield SE	1662	G	9	17:37.463	2 Laps	1:44.098	72.624
19	22	James BUCKTON	Westfield 11	1300	E	9	17:38.136	2 Laps	1:48.807	69.481
Not classified (80% = 8 Laps)										
DNF	52	Ian HEPBURN	Westfield Seight	4900	A1	7	12:42.156	DNF	1:35.234	79.383
DNF	23	Tim EVANS	Subaru Impreza	2000T	A2	3	5:39.908	DNF	1:33.449	80.900
DNF	88	Jim SEMPLE	MMS RS200	1993	A1	3	14:53.352	DNF	1:56.805	64.723
DNS	98	Simon DEATON	Mitsubishi Evo 5	2000T	A2			DNS		-
DNS	76	Colin SIMPSON	Marcos Mantis	4600	A1			DNS		-
DNS	9	Andy HARVEY	Subaru Impreza	2000T	A2			DNS		-
DNS	68	Dave BENNETT	Porsche 996 Gt3 Cup	3600	A1			DNS		-

Announcements

New Track Record (1:28.581) for NSSC Sports/Sal. (E) by Phil MORRIS.

Margin of Victory	Avg. Speed	Best Lap Tm	Best Spd	Best Lap by
0.105	79.408	1:28.067	85.844	78 - Jim GEDDIE

Clerk of the Course - Chris Gibson

Orbits 4

Sig.

Time

www.amb-it.com

Chief Timekeeper - Ian Sharp (SMART)

www.mylaps.com

Times on smart-timing.co.uk & mylaps.com

Licensed to: SMART

NSSCC Classes A,E,F,G

Croft 2.100 Miles

Race 2 - First Race

26/09/2009 14:45

Race (15:00 and 1 Laps) started at 14:40:53

Lap	Lap Tm	Diff	Time of Day
(78) Jim GEDDIE			
1	1:37.218	+9.151	14:43:27.745
2	1:28.707	+0.640	14:44:56.452
3	1:28.067		14:46:24.519
4	1:28.228	+0.161	14:47:52.747
5	1:28.509	+0.442	14:49:21.256
6	1:30.793	+2.726	14:50:52.049
7	1:30.859	+2.792	14:52:22.908
8	1:28.645	+0.578	14:53:51.553
9	1:28.748	+0.681	14:55:20.301
10	1:28.961	+0.894	14:56:49.262
11	1:31.537	+3.470	14:58:20.799
(7) Phil MORRIS			
1	1:35.201	+6.620	14:43:22.767
2	1:29.471	+0.890	14:44:52.238
3	1:29.122	+0.541	14:46:21.360
4	1:29.051	+0.470	14:47:50.411
5	1:30.424	+1.843	14:49:20.835
6	1:30.707	+2.126	14:50:51.542
7	1:30.959	+2.378	14:52:22.501
8	1:29.605	+1.024	14:53:52.106
9	1:28.581		14:55:20.687
10	1:28.916	+0.335	14:56:49.603
11	1:31.301	+2.720	14:58:20.904
(69) Simon BLANCKLEY			
1	2:30.317	+1:00.958	14:43:23.872
2	1:29.359		14:44:53.231
3	1:30.928	+1.569	14:46:24.159
4	1:29.911	+0.552	14:47:54.070
5	1:29.922	+0.563	14:49:23.992
6	1:30.761	+1.402	14:50:54.753
7	1:30.949	+1.590	14:52:25.702
8	1:29.849	+0.490	14:53:55.551
9	1:30.736	+1.377	14:55:26.287
10	1:30.331	+0.972	14:56:56.618
11	1:30.896	+1.537	14:58:27.514
(79) Andrew TATE			
1	1:42.020	+11.409	14:43:32.811
2	1:34.846	+4.235	14:45:07.657
3	1:35.284	+4.673	14:46:42.941
4	1:35.410	+4.799	14:48:18.351
5	1:31.850	+1.239	14:49:50.201
6	1:30.611		14:51:20.812
7	1:31.875	+1.264	14:52:52.687
8	1:32.472	+1.861	14:54:25.159
9	1:31.832	+1.221	14:55:56.991
10	1:32.289	+1.678	14:57:29.280
11	1:31.620	+1.009	14:59:00.900
(86) Chris HUNTLEY			
1	1:39.952	+6.294	14:43:29.230
2	1:35.491	+1.833	14:45:04.721
3	1:33.658		14:46:38.379
4	1:36.361	+2.703	14:48:14.740
5	1:35.696	+2.038	14:49:50.436
6	1:33.851	+0.193	14:51:24.287
7	1:34.211	+0.553	14:52:58.498

Lap	Lap Tm	Diff	Time of Day
8	1:34.542	+0.884	14:54:33.040
9	1:34.032	+0.374	14:56:07.072
10	1:34.162	+0.504	14:57:41.234
11	1:35.509	+1.851	14:59:16.743
(30) Rachael FINNEY			
1	1:39.952	+5.615	14:43:30.220
2	1:36.241	+1.904	14:45:06.461
3	1:34.925	+0.588	14:46:41.386
4	1:37.419	+3.082	14:48:18.805
5	1:34.942	+0.605	14:49:53.747
6	1:34.797	+0.460	14:51:28.544
7	1:34.387	+0.050	14:53:02.931
8	1:35.152	+0.815	14:54:38.083
9	1:34.337		14:56:12.420
10	1:34.576	+0.239	14:57:46.996
11	1:34.758	+0.421	14:59:21.754
(61) Andy ROBINSON			
1	1:41.639	+7.457	14:43:31.082
2	1:36.055	+1.873	14:45:07.137
3	1:35.385	+1.203	14:46:42.522
4	1:38.094	+3.912	14:48:20.616
5	1:35.233	+1.051	14:49:55.849
6	1:34.182		14:51:30.031
7	1:35.281	+1.099	14:53:05.312
8	1:34.894	+0.712	14:54:40.206
9	1:34.712	+0.530	14:56:14.918
10	1:35.115	+0.933	14:57:50.033
11	1:35.426	+1.244	14:59:25.459
(18) Peter ISHERWOOD			
1	1:48.035	+15.270	14:43:37.996
2	1:33.452	+0.687	14:45:11.448
3	1:33.309	+0.544	14:46:44.757
4	1:53.574	+20.809	14:48:38.331
5	1:35.258	+2.493	14:50:13.589
6	1:34.439	+1.674	14:51:48.028
7	1:33.060	+0.295	14:53:21.088
8	1:32.765		14:54:53.853
9	1:32.800	+0.035	14:56:26.653
10	1:33.262	+0.497	14:57:59.915
11	1:35.958	+3.193	14:59:35.873
(8) David BOTTERILL			
1	1:39.511	+5.844	14:43:31.064
2	1:36.142	+2.475	14:45:07.206
3	1:36.689	+3.022	14:46:43.895
4	1:36.713	+3.046	14:48:20.608
5	1:34.264	+0.597	14:49:54.872
6	1:33.667		14:51:28.539
7	1:33.737	+0.070	14:53:02.276
8	1:34.316	+0.649	14:54:36.592
9	1:39.687	+6.020	14:56:16.279
10	1:40.537	+6.870	14:57:56.816
11	1:40.707	+7.040	14:59:37.523
(4) David BONE			
1	1:43.233	+7.439	14:43:33.320
2	1:37.033	+1.239	14:45:10.353
3	1:36.573	+0.779	14:46:46.926

Lap	Lap Tm	Diff	Time of Day
4	1:38.328	+2.534	14:48:25.254
5	1:38.506	+2.712	14:50:03.760
6	1:36.115	+0.321	14:51:39.875
7	1:39.613	+3.819	14:53:19.488
8	1:37.726	+1.932	14:54:57.214
9	1:36.859	+1.065	14:56:34.073
10	1:37.424	+1.630	14:58:11.497
11	1:35.794		14:59:47.291
(21) Russel HENNESSY			
1	1:47.699	+11.639	14:43:38.766
2	1:38.856	+2.796	14:45:17.622
3	1:37.751	+1.691	14:46:55.373
4	1:38.186	+2.126	14:48:33.559
5	1:38.389	+2.329	14:50:11.948
6	1:36.775	+0.715	14:51:48.723
7	1:36.825	+0.765	14:53:25.548
8	1:36.060		14:55:01.608
9	1:37.433	+1.373	14:56:39.041
10	1:36.856	+0.796	14:58:15.897
11	1:36.910	+0.850	14:59:52.807
(96) Andrew WILSON			
1	1:43.843	+6.962	14:43:34.879
2	1:37.853	+0.972	14:45:12.732
3	1:36.881		14:46:49.613
4	1:38.900	+2.019	14:48:28.513
5	1:38.023	+1.142	14:50:06.536
6	1:38.346	+1.465	14:51:44.882
7	1:38.222	+1.341	14:53:23.104
8	1:37.515	+0.634	14:55:00.619
9	1:38.600	+1.719	14:56:39.219
10	1:37.835	+0.954	14:58:17.054
11	1:37.188	+0.307	14:59:54.242
(24) Alan McPHERSON			
1	1:43.624	+5.335	14:43:35.872
2	1:38.546	+0.257	14:45:14.418
3	1:38.289		14:46:52.707
4	1:40.425	+2.136	14:48:33.132
5	1:38.451	+0.162	14:50:11.583
6	1:39.418	+1.129	14:51:51.001
7	1:39.950	+1.661	14:53:30.951
8	1:39.067	+0.778	14:55:10.018
9	1:41.388	+3.099	14:56:51.406
10	1:38.892	+0.603	14:58:30.298
(11) Paul COLLINGWOOD			
1	1:44.814	+8.806	14:43:36.355
2	1:38.586	+2.578	14:45:14.941
3	1:38.034	+2.026	14:46:52.975
4	1:38.803	+2.795	14:48:31.778
5	1:38.263	+2.255	14:50:10.041
6	1:37.810	+1.802	14:51:47.851
7	1:36.812	+0.804	14:53:24.663
8	1:36.008		14:55:00.671
9	1:36.851	+0.843	14:56:37.522
10	1:58.027	+22.019	14:58:35.549
(36) Chris SNELL			
1	1:47.634	+8.082	14:43:40.730

Clerk of the Course - Chris Gibson

Orbits 4

Sig.

Time

www.amb-it.com

Chief Timekeeper - Ian Sharp (SMART)

www.mylaps.com

Times on smart-timing.co.uk & mylaps.com

Licensed to: SMART

DDMC Sedric Bell Trophy Race Meeting

NSSCC Classes A,E,F,G

Croft 2.100 Miles

Race 2 - First Race

26/09/2009 14:45

Race (15:00 and 1 Laps) started at 14:40:53

Lap	Lap Tm	Diff	Time of Day	Lap	Lap Tm	Diff	Time of Day	Lap	Lap Tm	Diff	Time of Day
2	1:40.249	+0.697	14:45:20.979	3	1:56.805		14:55:46.906				
3	1:39.552		14:47:00.531								
4	1:43.354	+3.802	14:48:43.885								
5	1:41.501	+1.949	14:50:25.386								
6	1:41.720	+2.168	14:52:07.106								
7	1:39.727	+0.175	14:53:46.833								
8	1:42.613	+3.061	14:55:29.446								
9	1:39.610	+0.058	14:57:09.056								
10	1:40.731	+1.179	14:58:49.787								
(6) James HAMILL											
1	1:52.218	+8.952	14:43:45.641								
2	1:43.374	+0.108	14:45:29.015								
3	1:44.060	+0.794	14:47:13.075								
4	1:43.956	+0.690	14:48:57.031								
5	1:45.435	+2.169	14:50:42.466								
6	1:46.771	+3.505	14:52:29.237								
7	1:45.056	+1.790	14:54:14.293								
8	1:45.086	+1.820	14:55:59.379								
9	1:51.543	+8.277	14:57:50.922								
10	1:43.266		14:59:34.188								
(31) John HEWITSON											
1	1:52.221	+8.123	14:43:45.946								
2	1:44.098		14:45:30.044								
3	1:44.169	+0.071	14:47:14.213								
4	1:48.603	+4.505	14:49:02.816								
5	1:46.671	+2.573	14:50:49.487								
6	1:48.548	+4.450	14:52:38.035								
7	1:53.790	+9.692	14:54:31.825								
8	2:01.500	+17.402	14:56:33.325								
9	1:57.692	+13.594	14:58:31.017								
(22) James BUCKTON											
1	1:52.802	+3.995	14:43:47.077								
2	1:52.223	+3.416	14:45:39.300								
3	1:50.067	+1.260	14:47:29.367								
4	1:48.807		14:49:18.174								
5	1:49.855	+1.048	14:51:08.029								
6	1:50.136	+1.329	14:52:58.165								
7	1:48.907	+0.100	14:54:47.072								
8	1:50.166	+1.359	14:56:37.238								
9	1:54.452	+5.645	14:58:31.690								
(52) Ian HEPBURN											
1	1:39.195	+3.961	14:43:27.939								
2	1:38.020	+2.786	14:45:05.959								
3	1:39.116	+3.882	14:46:45.075								
4	1:40.460	+5.226	14:48:25.535								
5	1:37.472	+2.238	14:50:03.007								
6	1:35.234		14:51:38.241								
7	1:57.469	+22.235	14:53:35.711								
(23) Tim EVANS											
1	1:37.652	+4.203	14:43:26.493								
2	1:33.449		14:44:59.942								
3	1:33.520	+0.071	14:46:33.462								
(88) Jim SEMPLE											
1	6:17.995	+4:21.189	14:48:13.264								
2	5:36.837	+3:40.031	14:53:50.101								

Clerk of the Course - Chris Gibson

Orbits 4

Sig. Time

www.amb-it.com

Chief Timekeeper - Ian Sharp (SMART)

www.mylaps.com

Times on smart-timing.co.uk & mylaps.com

Licensed to: SMART

NSSCC Classes A,E,F,G

Croft 2.100 Miles

Race 2 - First Race

26/09/2009 14:45

Race (15:00 and 1 Laps) started at 14:40:53

Competitors	Laps											
	0	1	2	3	4	5	6	7	8	9	10	11
Simon BLANCKLEY (69)	1	69	7	7	7	7	7	7	7	78	78	78
Phil MORRIS (7)	2	7	69	69	69	78	78	78	78	7	7	7
Ian HEPBURN (52)	3	52	23	78	78	69	69	69	69	69	69	69
Tim EVANS (23)	4	23	78	23	23	86	35	79	79	79	79	79
Chris HUNTLEY (86)	5	86	52	86	86	35	79	35	35	35	35	86
Andy ROBINSON (61)	6	61	86	52	30	79	86	86	86	86	30	30
Peter ISHERWOOD (18)	7	18	30	30	61	30	30	8	8	8	30	61
David BONE (4)	8	4	8	61	79	8	8	30	30	30	61	8
Rachael FINNEY (30)	9	30	61	8	35	61	61	61	61	8	18	8
Jim GEDDIE (78)	10	78	79	79	8	4	52	52	4	18	18	35
Andrew TATE (79)	11	79	4	35	18	52	4	4	18	4	4	4
Andrew WILSON (96)	12	96	35	4	52	96	96	96	96	96	11	21
Russel HENNESSY (21)	13	21	96	18	4	11	11	11	11	11	21	96
Paul COLLINGWOOD (11)	14	11	24	96	96	24	24	18	21	21	96	24
David BOTTERILL (8)	15	8	11	24	24	21	21	21	24	24	24	11
Alan McPHERSON (24)	16	24	18	11	11	18	18	24	52	36	36	36
Chris SNELL (36)	17	36	21	21	21	36	36	36	36	6	6	6
Fraser ROBERTSON (35)	18	35	36	36	36	6	6	6	6	31	31	
James HAMILL (6)	19	6	6	6	6	31	31	31	31	22	22	
John HEWITSON (31)	20	31	31	31	31	22	22	22	22			
James BUCKTON (22)	21	22	22	22	22							
Jim SEMPLE (88)	22	88	88	88	88							
-	23											
-	24											
-	25											
-	26											

DDMC Sedric Bell Trophy Race Meeting

Sorted on Laps

Monoposto 1000/1400/1800

Croft 2.100 Miles

Race 3 - First Race

26/09/2009 15:15

Race (15:00 and 1 Laps) started at 15:15:11

Pos	No.	Name	Make/Model	CC	Class	Laps	Total Tm	Diff	Best Tm	Lap	Best Spd
1	5	Chris WOODHOUSE	JKS RM04	1000	M10	12	16:34.161		1:21.172	4	93.136
2	16	Stephen BROOKS	JKS03	1000	M14	12	17:15.698	41.537	1:24.612	4	89.349
3	7	Geoff FERN	TFR 09	1000	M10	12	17:26.879	52.718	1:24.666	8	89.292
4	32	Darren FREEMAN	Jedi Mk6	1000	M10	12	17:56.384	1:22.223	1:27.263	10	86.635
5	82	Lance PRITCHARD	Van Diemen RF82	2000	M18	11	16:52.910	1 Lap	1:30.280	4	83.739
6	24	Matt HAYES	Jamun M7Z	1800	M18	11	17:07.794	1 Lap	1:31.604	9	82.529
7	64	Jim TIMMS	Van Diemen	1800	M18	11	17:10.792	1 Lap	1:31.124	9	82.964
8	15	Len TURNER	Jedi Mk6	998	M10	11	17:18.147	1 Lap	1:32.090	8	82.094
9	51	Phillip NICHOLSON	Swift SC97Z	1800	M18	11	17:29.032	1 Lap	1:32.554	10	81.682
10	52	Michael DALE	Van Diemen RF82	2000	M18	11	17:31.345	1 Lap	1:33.118	11	81.187
11	63	Rupert READER	Formula Vauxhall	1800	M18	11	18:04.517	1 Lap	1:36.515	6	78.330
12	91	Douglas McLAY	Mygale SJ04	1800	M18	11	18:05.419	1 Lap	1:36.535	9	78.314
13	59	Jock SERGISON	Swift SC98Z	1800	M18	10	17:03.002	2 Laps	1:37.595	10	77.463
14	50	Geoff COWELL	Cowell-Hitech 003	998	M10	10	17:19.495	2 Laps	1:39.211	10	76.201
15	76	Chris HELLIWELL	Swift SC97	1800	M18	10	17:25.729	2 Laps	1:41.515	9	74.472
16	81	Christopher ANSTRUTHER	Formula Vauxhall	1600	M18	9	17:53.372	3 Laps	1:39.719	8	75.813
Not classified (80% = 9 Laps)											
	23	Kat IMPEY	Jedi Mk6	1000	M10	10	15:54.974	DNF	1:21.047	9	93.279
	2	Peter WHITMORE	Van Diemen	996	M14			DNS		0	-
	31	Dave RIPPIN	Speads RM03	1000	M10			DNS		0	-

Announcements

New Track Record (1:24.612) for Monoposto 1400 by Stephen BROOKS.

New Track Record (1:21.047) for Monoposto 12F by Kat IMPEY.

Margin of Victory	Avg. Speed	Best Lap Tm	Best Spd	Best Lap by
41.537	91.253	1:21.047	93.279	23 - Kat IMPEY

Clerk of the Course - Chris Gibson

Orbits 4

Sig.

Time

www.amb-it.com

Chief Timekeeper - Ian Sharp (SMART)

www.mylaps.com

Times on smart-timing.co.uk & mylaps.com

Licensed to: SMART

Printed: 28/09/2009 20:03:23

DDMC Sedric Bell Trophy Race Meeting


Monoposto 1000/1400/1800

Croft 2.100 Miles

Race 3 - First Race

26/09/2009 15:15

Race (15:00 and 1 Laps) started at 15:15:11



Lap	Lap Tm	Diff	Time of Day
1	1:48.014	+8.295	15:17:04.287
2	1:41.894	+2.175	15:18:46.181
3	1:44.829	+5.110	15:20:31.010
p4	2:13.965	+34.246	15:22:44.976
5	3:33.612	+1:53.893	15:26:18.588
6	1:44.066	+4.347	15:28:02.654
7	1:40.417	+0.698	15:29:43.071
8	1:39.719		15:31:22.790
9	1:41.969	+2.250	15:33:04.759

(23) Kat IMPEY

p1	2:16.960	+55.913	15:17:29.911
2	2:30.968	+1:09.921	15:20:00.879
3	1:23.828	+2.781	15:21:24.707
4	1:25.526	+4.479	15:22:50.233
5	1:22.310	+1.263	15:24:12.543
6	1:23.795	+2.748	15:25:36.338
7	1:23.170	+2.123	15:26:59.508
8	1:23.121	+2.074	15:28:22.629
9	1:21.047		15:29:43.676
10	1:22.685	+1.638	15:31:06.361

Lap Lap Tm Diff Time of Day

Lap Lap Tm Diff Time of Day

DDMC Sedric Bell Trophy Race Meeting

Lapchart


Monoposto 1000/1400/1800

Croft 2.100 Miles

Race 3 - First Race

26/09/2009 15:15

Race (15:00 and 1 Laps) started at 15:15:11



Competitors	Laps													
	0	1	2	3	4	5	6	7	8	9	10	11	12	
Chris WOODHOUSE (5)	1	5	5	5	5	5	5	5	5	5	5	5	5	5
Kat IMPEY (23)	2	23	7	7	7	16	16	16	16	16	16	16	16	16
Geoff FERN (7)	3	7	16	16	16	7	7	7	7	7	7	7	7	7
Lance PRITCHARD (82)	4	82	82	82	82	82	32	32	32	32	32	32	32	32
Darren FREEMAN (32)	5	32	32	32	32	32	82	82	82	82	82	82	82	82
Stephen BROOKS (16)	6	16	64	24	24	24	24	24	24	24	24	24	24	24
Jim TIMMS (64)	7	64	24	64	64	64	64	64	64	64	64	64	64	64
Michael DALE (52)	8	52	52	15	15	15	15	15	15	15	15	15	15	15
Matt HAYES (24)	9	24	15	52	52	52	51	51	51	51	51	51	51	51
Len TURNER (15)	10	15	51	51	51	51	52	52	52	52	52	23	52	52
Phillip NICHOLSON (51)	11	51	63	63	63	63	63	63	63	23	23	52	63	63
Douglas McLAY (91)	12	91	91	91	91	91	91	91	91	63	63	63	63	91
Rupert READER (63)	13	63	50	81	59	59	59	59	23	91	91	91	91	91
Christopher ANSTRUTHER (81)	14	81	59	59	81	50	50	23	59	59	59	59	59	59
Geoff COWELL (50)	15	50	81	50	50	76	76	50	50	50	50	50	50	50
Chris HELLIWELL (76)	16	76	76	76	76	81	23	76	76	76	76	76	76	76
Jock SERGISON (59)	17	59	23	23	23	23	81	81	81	81	81	81	81	81
-	18													
-	19													

DDMC Sedric Bell Trophy Race Meeting

Sorted on Laps

Porsche Club Championship

Croft 2.100 Miles

Race 4 - First Race

26/09/2009 15:45

Race (30:00 Time) started at 15:47:12

Pos	No.	Name	Make/Model	CC	Class Cc	Laps	Total Tm	Diff	Best Tm Lap	Best Spd	
1	35	Ben DEMETRIOU	Porsche 968 CS	3000	1	19	30:48.769		1:36.353	9	78.461
2	14	Mark McALEER	Porsche 968 CS	3000	1	19	30:50.132	1.363	1:36.108	18	78.662
3	1	Jeremy CLARK	Porsche 944 C2	3000	2	19	31:07.980	19.211	1:36.125	11	78.648
4	8	David BOTTERILL	Porsche 964 C2	3600	1	19	31:15.231	26.462	1:37.012	5	77.929
5	10	Richard ELLIS	Porsche 993 C2	3600	1	19	31:19.664	30.895	1:37.110	17	77.850
6	2	Richard LAMBERT	Porsche 964 C2	3600	1	19	31:20.060	31.291	1:36.429	6	78.400
7	3	Peter MORRIS	Porsche 968 CS	3000	1	19	31:20.707	31.938	1:36.814	18	78.088
8	68	Richard HIGGINS	Porsche 968 CS	3000	1	19	31:25.460	36.691	1:36.789	18	78.108
9	99	Marcus CARNIEL	Porsche 964 SC	3600	1	19	31:29.777	41.008	1:36.387	5	78.434
10	39	Chris DYER	Porsche 944 S2	3000	2	19	31:30.375	41.606	1:37.474	12	77.559
11	85	Tim BATES	Porsche 911 SC	3000	2	19	31:46.856	58.087	1:38.317	11	76.894
12	60	Adrian STOCK	Porsche 968 CS	3000	1	19	31:53.542	1:04.773	1:38.393	11	76.835
13	90	Paul FOLLETT	Porsche 968 CS	3000	1	19	31:55.965	1:07.196	1:38.986	13	76.374
14	65	Mike CLAPHAM	Porsche 944 S2	3000	2	19	32:01.807	1:13.038	1:39.506	12	75.975
15	11	Anthony OLIVER	Porsche 911 SC	3000	3	18	31:15.047	1 Lap	1:41.723	4	74.319
16	36	John GILMORE	Porsche 911 SC	3000	2	18	32:07.067	1 Lap	1:44.280	6	72.497
17	29	Ian BALAAM	Porsche 944 C2	3000	2	17	32:30.266	2 Laps	1:51.175	17	68.001
18	33	Malcolm JONES	Porsche 964 C2	3600	1	16	31:53.757	3 Laps	1:43.113	12	73.318

Not classified (80% = 15 Laps)

20	John WILLIAMS	Porsche 911 CS	3200	1	16	27:01.275	DNF	1:39.440	14	76.026
----	---------------	----------------	------	---	----	-----------	-----	----------	----	--------

Announcements

New Track Record (1:38.317) for Porsche Club (3) by Tim BATES.

Margin of Victory	Avg. Speed	Best Lap Tm	Best Spd	Best Lap by
1.363	77.695	1:36.108	78.662	14 - Mark McALEER

Clerk of the Course - Chris Gibson

Orbits 4

Sig.

Time

www.amb-it.com

Chief Timekeeper - Ian Sharp (SMART)

www.mylaps.com

Times on smart-timing.co.uk & mylaps.com

Licensed to: SMART

Printed: 27/09/2009 10:26:30

DDMC Sedric Bell Trophy Race Meeting

Lapchart


Porsche Club Championship

Croft 2.100 Miles

Race 4 - First Race

26/09/2009 15:45

Race (30:00 Time) started at 15:47:12



Competitors	Laps																			
	0	1	2	3	4	5	6	7	8	9	10	11	12	13	14	15	16	17	18	19
Mark McALEER (14)	1	14	99	99	99	99	99	99	35	35	35	35	35	35	35	35	35	35	35	35
Ben DEMETRIOU (35)	2	35	14	14	14	14	14	14	14	14	14	14	14	14	14	14	14	14	14	14
Jeremy CLARK (1)	3	1	35	35	35	35	35	35	1	1	1	1	1	1	1	1	1	1	1	1
Marcus CARNIEL (99)	4	99	2	2	2	2	1	1	8	8	8	8	8	8	8	8	8	8	8	8
Richard LAMBERT (2)	5	2	10	1	1	1	8	8	2	2	2	10	10	10	10	10	10	10	10	10
David BOTTERILL (8)	6	8	1	10	8	8	2	2	99	10	10	3	3	3	3	3	2	3	2	2
Peter MORRIS (3)	7	3	8	8	10	10	10	10	10	3	3	2	2	2	2	2	3	2	3	3
Chris DYER (39)	8	39	3	3	3	3	3	3	3	99	99	99	99	99	99	68	68	68	68	68
Richard ELLIS (10)	9	10	39	68	68	68	68	68	68	68	68	68	68	68	68	99	99	99	99	99
Tim BATES (85)	10	85	68	39	39	39	39	39	39	39	39	39	39	39	39	39	39	39	39	39
Paul FOLLETT (90)	11	90	20	20	20	20	20	20	85	85	85	85	85	85	85	85	85	85	85	85
Richard HIGGINS (68)	12	68	90	90	90	90	90	90	20	20	20	20	60	60	60	60	60	60	60	60
John WILLIAMS (20)	13	20	85	85	85	85	85	85	90	90	90	60	90	90	90	90	90	90	90	90
Mike CLAPHAM (65)	14	65	65	65	65	65	65	65	65	65	60	90	65	65	65	65	65	65	65	65
Adrian STOCK (60)	15	60	60	60	60	60	60	60	60	60	65	65	20	20	20	20	20	20	11	11
Anthony OLIVER (11)	16	11	11	11	11	11	11	11	11	11	11	11	11	11	11	11	11	11	36	36
Malcolm JONES (33)	17	33	33	33	33	33	33	33	33	33	36	36	36	36	36	36	36	36	29	29
John GILMORE (36)	18	36	36	36	36	36	36	36	36	36	29	29	29	29	29	29	29	29	29	29
Ian BALAAM (29)	19	29	29	29	29	29	29	29	29	29	33	33	33	33	33	33	33	33	33	33

DDMC Sedric Bell Trophy Race Meeting

Sorted on Laps

Monoposto 2000: C.2000; & 1600

Croft 2.100 Miles

Race 5 - First Race

26/09/2009 16:30

Race (15:00 and 1 Laps) started at 16:32:03

Pos	No.	Name	Make/Model	CC	Class	C	Laps	Total Tm	Diff	Best Tm	Lap	Best Spd
1	1	Jeremy TIMMS	Dallara F397	2000	M20		12	16:42.304		1:21.727	3	92.503
2	2	Neil HARRISON	Dallara F398	2000	M20		12	16:58.362	16.058	1:23.257	5	90.803
3	6	Tristan CLIFFE	Dallara F98	2000	M20		12	17:06.383	24.079	1:22.350	11	91.803
4	8	Nick ANSTRUTHER	Bowman BC3	2000	C20		12	17:20.508	38.204	1:25.387	5	88.538
5	9	Richard PURCELL	Vauxhall Lotus	2000	C20		12	17:43.851	1:01.547	1:27.083	3	86.814
6	34	Graham READ	Dallara F300	2000	M20		12	17:47.135	1:04.831	1:26.369	10	87.531
7	47	Barry SMITH	Van Diemen FX02	2000	M20		12	17:49.979	1:07.675	1:27.741	5	86.163
8	5	Russ GILES	Reynard 913	2000	C20		12	17:55.447	1:13.143	1:27.586	4	86.315
9	33	Terry CLARK	Vauxhall Lotus	2000	C20		12	17:57.998	1:15.694	1:27.996	5	85.913
10	36	Chris SPENCER	Formula Vauxhall	2000	C20		11	16:57.230	1 Lap	1:29.261	9	84.695
11	77	Geoff FERN	Van Diemen	1600	M16		11	16:59.610	1 Lap	1:30.716	8	83.337
12	58	Nigel SMITH	Vauxhall Junior	1600	M16		11	17:12.569	1 Lap	1:31.869	10	82.291
13	28	Lenny COLEMAN	Vauxhall Lotus	2000	C20		11	17:13.072	1 Lap	1:31.092	10	82.993
14	14	Mark SMITH	Tatuus RC97	1998	C20		11	17:58.170	1 Lap	1:32.351	5	81.862
15	66	David PARKINSON	Raynard FF83	1600	M16		11	18:06.381	1 Lap	1:36.256	4	78.541
16	55	Tony COTTON	Formula Vauxhall	1600	M16		11	18:18.080	1 Lap	1:37.253	8	77.735
17	91	Douglas McLAY	Mygale SJ04	1800	M16		11	18:43.268	1 Lap	1:37.212	9	77.768
18	17	Graham PROBYN	Reynard 863	2000	C20		10	16:57.356	2 Laps	1:33.946	9	80.472
19	57	Eddie GUEST	Lola T640	1600	M16		10	18:27.488	2 Laps	1:47.446	7	70.361

Not classified (80% = 9 Laps)

37	Mick KINGHORN	Mygale Novis	2000	M20		4	6:43.642	DNF	1:32.791	3	81.473
12	Ewan SERGISON	Mygale Novis	1998	M20				DNF		0	-
20	Jeremy GOODMAN	Ralt RT	2000	C20				DNS		0	-

Announcements

New Track Record (1:21.727) for Monoposto 2000 by Jeremy TIMMS.

Margin of Victory	Avg. Speed	Best Lap Tm	Best Spd	Best Lap by
16.058	90.511	1:21.727	92.503	1 - Jeremy TIMMS

Clerk of the Course - Chris Gibson

Orbits 4

Sig.
 Chief Timekeeper - Ian Sharp (SMART)
 Times on smart-timing.co.uk & mylaps.com

www.amb-it.com
 www.mylaps.com
 Licensed to: SMART

DDMC Sedric Bell Trophy Race Meeting

Monoposto 2000: C.2000; & 1600

Croft 2.100 Miles

Race 5 - First Race

26/09/2009 16:30

Race (15:00 and 1 Laps) started at 16:32:03

Lap	Lap Tm	Diff	Time of Day
6	1:39.767	+3.511	16:41:59.982
7	1:37.866	+1.610	16:43:37.848
8	1:37.091	+0.835	16:45:14.939
9	1:37.560	+1.304	16:46:52.499
10	1:39.206	+2.950	16:48:31.705
11	1:37.697	+1.441	16:50:09.402

(55) Tony COTTON

1	1:44.766	+7.513	16:33:53.359
2	1:38.667	+1.414	16:35:32.026
3	1:38.097	+0.844	16:37:10.123
4	1:38.802	+1.549	16:38:48.925
5	1:38.124	+0.871	16:40:27.049
6	1:40.247	+2.994	16:42:07.296
7	1:41.526	+4.273	16:43:48.822
8	1:37.253		16:45:26.075
9	1:38.626	+1.373	16:47:04.701
10	1:37.331	+0.078	16:48:42.032
11	1:39.069	+1.816	16:50:21.101

(91) Douglas McLAY

1	1:44.144	+6.932	16:33:52.638
2	1:39.076	+1.864	16:35:31.714
3	1:37.933	+0.721	16:37:09.647
4	1:38.968	+1.756	16:38:48.615
5	1:38.327	+1.115	16:40:26.942
6	1:42.553	+5.341	16:42:09.495
7	1:40.655	+3.443	16:43:50.150
8	1:39.777	+2.565	16:45:29.927
9	1:37.212		16:47:07.139
10	1:37.246	+0.034	16:48:44.385
11	2:01.903	+24.691	16:50:46.289

(17) Graham PROBYN

1	1:44.988	+11.042	16:33:53.744
2	1:39.132	+5.186	16:35:32.876
3	1:40.311	+6.365	16:37:13.187
4	1:36.590	+2.644	16:38:49.777
5	1:39.376	+5.430	16:40:29.153
6	1:41.638	+7.692	16:42:10.791
7	1:37.517	+3.571	16:43:48.308
8	1:34.032	+0.086	16:45:22.340
9	1:33.946		16:46:56.286
10	2:04.091	+30.145	16:49:00.377

(57) Eddie GUEST

1	1:51.856	+4.410	16:34:01.312
2	1:52.522	+5.076	16:35:53.834
3	1:50.193	+2.747	16:37:44.027
4	1:50.701	+3.255	16:39:34.728
5	1:49.424	+1.978	16:41:24.152
6	1:50.222	+2.776	16:43:14.374
7	1:47.446		16:45:01.820
8	1:49.814	+2.368	16:46:51.634
9	1:50.934	+3.488	16:48:42.568
10	1:47.941	+0.495	16:50:30.509

(37) Mick KINGHORN

1	1:40.638	+7.847	16:33:47.174
2	1:52.089	+19.298	16:35:39.263
3	1:32.791		16:37:12.054
4	1:34.609	+1.818	16:38:46.663

Lap	Lap Tm	Diff	Time of Day
-----	--------	------	-------------

Lap	Lap Tm	Diff	Time of Day
-----	--------	------	-------------

Clerk of the Course - Chris Gibson

Orbits 4

Sig. Time
Chief Timekeeper - Ian Sharp (SMART)
Times on smart-timing.co.uk & mylaps.com

www.amb-it.com
www.mylaps.com
Licensed to: SMART

DDMC Sedric Bell Trophy Race Meeting

Lapchart


Monoposto 2000: C.2000; & 1600

Croft 2.100 Miles

Race 5 - First Race

26/09/2009 16:30

Race (15:00 and 1 Laps) started at 16:32:03



Competitors	Laps												
	0	1	2	3	4	5	6	7	8	9	10	11	12
Jeremy TIMMS (1)	1	1	2	1	1	1	1	1	1	1	1	1	1
Neil HARRISON (2)	2	2	1	2	2	2	2	2	2	2	2	2	2
Tristan CLIFFE (6)	3	6	6	6	6	6	6	6	6	6	6	6	6
Richard PURCELL (9)	4	9	8	8	8	8	8	8	8	8	8	8	8
Nick ANSTRUTHER (8)	5	8	9	9	9	9	9	9	9	9	9	9	9
Barry SMITH (47)	6	47	47	47	47	47	47	47	47	47	47	34	34
Graham READ (34)	7	34	5	5	5	5	5	5	5	5	34	47	47
Russ GILES (5)	8	5	34	34	34	34	34	34	34	34	5	5	5
Terry CLARK (33)	9	33	33	33	33	33	33	33	33	33	33	33	33
Mick KINGHORN (37)	10	37	58	77	77	77	77	77	77	77	77	36	36
Nigel SMITH (58)	11	58	77	58	58	36	36	36	36	36	36	77	77
Geoff FERN (77)	12	77	36	36	36	58	58	58	58	58	58	58	58
Chris SPENCER (36)	13	36	37	28	28	28	28	28	28	28	28	28	28
Lenny COLEMAN (28)	14	28	28	14	14	14	14	14	14	14	14	14	14
David PARKINSON (66)	15	66	14	66	66	66	66	66	66	66	66	66	66
Mark SMITH (14)	16	14	66	91	91	37	91	55	17	17	17	55	55
Douglas McLAY (91)	17	91	91	55	55	91	55	91	55	55	55	91	91
Tony COTTON (55)	18	55	55	17	37	55	17	17	91	91	91	17	17
Graham PROBYN (17)	19	17	17	37	17	17	57	57	57	57	57	57	57
Eddie GUEST (57)	20	57	57	57	57	57							
-	21												
-	22												

DDMC Sedric Bell Trophy Race Meeting

Sorted on Laps

NSSCC Classes B,C,D,H

Croft 2.100 Miles

Race 6 - First Race

26/09/2009 17:00

Race (15:00 and 1 Laps) started at 17:02:57

Pos	No.	Name	Make/Model	CC	Class Cc	Laps	Total Tm	Diff	Best Tm Lap	Best Spd	
1	44	Michael CUTT	BMW M3	3000	B	11	17:39.380		1:34.537	2	79.969
2	69	Simon BLANCKLEY	Seat Leon	1998	B	11	17:40.134	0.754	1:34.496	2	80.003
3	10	Mark CAMPBELL	Triumph TR5	2500	H	11	17:51.691	12.311	1:35.837	4	78.884
4	54	Andrew MORRISON	Seat Leon Cupra	1998	B	11	17:57.720	18.340	1:35.322	4	79.310
5	86	Chris HUNTLEY	Subaru Impreza	1998	B	11	18:12.819	33.439	1:36.835	4	78.071
6	61	Andy ROBINSON	Ford Fiesta XR2	1600	D	11	18:19.483	40.103	1:37.551	4	77.498
7	9	David BREWIS	Lotus Elise	1800	C	11	18:22.891	43.511	1:37.747	3	77.343
8	46	Ian HUMPIISH	VW Beetle RSi	3200	B	11	18:31.905	52.525	1:39.514	3	75.969
9	66	Paul MOSS	Citroen Saxo	1600	D	11	18:41.150	1:01.770	1:40.461	9	75.253
10	1	Gavin LEE	Ford Fiesta XR2	1600	D	11	18:41.991	1:02.611	1:40.417	9	75.286
11	82	David SWALES	Ford Fiesta	1600	D	11	18:53.537	1:14.157	1:41.628	7	74.389
12	70	Mark ARMSTRONG	Rover 200	1600	C	11	18:55.631	1:16.251	1:40.391	3	75.306
13	49	Mike WILLIAMSON	BMW 325 E30	2500	B	11	19:05.118	1:25.738	1:40.665	3	75.101
14	16	Mick STARKEY	Ford Fiesta XR2	1600	D	11	19:07.339	1:27.959	1:41.939	2	74.162
15	41	Malcolm DEARNLEY	Morgan 4/4	1700	H	10	17:53.130	1 Lap	1:45.351	8	71.760
16	71	Neil ARMSTRONG	Seat Ibeza	2000	C	10	17:54.241	1 Lap	1:45.172	3	71.882
17	5	Terry WRIGHT	Rover 100	1600	D	10	18:00.962	1 Lap	1:45.764	9	71.480
18	27	Les COWBURN	Porsche 924	2000	C	10	18:28.709	1 Lap	1:48.099	8	69.936
19	55	Daniel McKAY	Ford Fiesta XR2	1600	D	10	18:29.596	1 Lap	1:47.718	6	70.183
20	43	Scott ROBSON	Ford Fiesta XR2	1600	D	9	17:50.281	2 Laps	1:54.496	8	66.029

Not classified (80% = 8 Laps)

72	Andrew BLYTHE	Porsche 924	1998	C	6	12:24.068	DNF	1:52.627	2	67.124
22	Ian BLACKLIN	Ford Fiesta	1600	D	4	7:15.386	DNF	1:44.483	3	72.356
76	Colin STEWART	MGC GT	2998	H	2	4:37.204	DNF	1:57.832	1	64.159
67	Peter DIXON	Honda Civic	1600	D	1	2:20.015	DNF	2:15.420	1	55.826
33	Robert BARNES	Vauxhall Corsa	1998	C		4.446	DNF		0	-
98	Simon DEATON	Mitsubishi Evo 5	2000T	B			DNS		0	-

Announcements

New Track Record (1:35.837) for NSSC Sports/Sal. (H) by Mark CAMPBELL.

Margin of Victory	Avg. Speed	Best Lap Tm	Best Spd	Best Lap by
0.754	78.499	1:34.496	80.003	69 - Simon BLANCKLEY

Clerk of the Course - Chris Gibson

Orbits 4

Sig.
 Chief Timekeeper - Ian Sharp (SMART)
 Times on smart-timing.co.uk & mylaps.com

www.amb-it.com
 www.mylaps.com
 Licensed to: SMART

DDMC Sedric Bell Trophy Race Meeting

NSSCC Classes B,C,D,H

Croft 2.100 Miles

Race 6 - First Race

26/09/2009 17:00

Race (15:00 and 1 Laps) started at 17:02:57

Lap	Lap Tm	Diff	Time of Day	Lap	Lap Tm	Diff	Time of Day	Lap	Lap Tm	Diff	Time of Day																
(44) Michael CUTT																											
1	1:39.047	+4.510	17:04:38.016	8	1:38.592	+1.757	17:16:10.988	4	1:40.720	+0.303	17:09:53.157																
2	1:34.537		17:06:12.553	9	1:38.854	+2.019	17:17:49.842	5	1:40.803	+0.386	17:11:33.960																
3	1:35.816	+1.279	17:07:48.369	10	1:38.413	+1.578	17:19:28.255	6	1:42.163	+1.746	17:13:16.123																
4	1:35.824	+1.287	17:09:24.193	11	1:42.014	+5.179	17:21:10.269	7	1:41.247	+0.830	17:14:57.370																
5	1:35.743	+1.206	17:10:59.936	(61) Andy ROBINSON																							
6	1:36.647	+2.110	17:12:36.583	1	1:44.428	+6.877	17:04:44.645	8	1:40.591	+0.174	17:16:37.961																
7	1:36.278	+1.741	17:14:12.861	2	1:38.958	+1.407	17:06:23.603	9	1:40.417		17:18:18.378																
8	1:35.675	+1.138	17:15:48.536	3	1:38.224	+0.673	17:08:01.827	10	1:40.501	+0.084	17:19:58.879																
9	1:35.776	+1.239	17:17:24.312	4	1:37.551		17:09:39.378	11	1:40.562	+0.145	17:21:39.441																
10	1:36.352	+1.815	17:19:00.664	5	1:38.576	+1.025	17:11:17.954	(82) David SWALES																			
11	1:36.166	+1.629	17:20:36.830	6	1:40.303	+2.752	17:12:58.257	1	1:45.346	+3.718	17:04:47.875																
(69) Simon BLANKLEY												2	1:41.837	+0.209	17:06:29.712												
1	1:40.304	+5.808	17:04:38.647	7	1:39.657	+2.106	17:14:37.914	3	1:42.150	+0.522	17:08:11.862																
2	1:34.496		17:06:13.143	8	1:38.614	+1.063	17:16:16.528	4	1:42.290	+0.662	17:09:54.152																
3	1:35.688	+1.192	17:07:48.831	9	1:39.725	+2.174	17:17:56.253	5	1:42.048	+0.420	17:11:36.200																
4	1:35.800	+1.304	17:09:24.631	10	1:40.423	+2.872	17:19:36.676	6	1:41.979	+0.351	17:13:18.179																
5	1:35.887	+1.391	17:11:00.518	11	1:40.257	+2.706	17:21:16.933	7	1:41.628		17:14:59.807																
6	1:38.360	+3.864	17:12:38.878	(9) David BREWIS												8	1:42.498	+0.870	17:16:42.305								
7	1:35.364	+0.868	17:14:14.242	1	1:42.929	+5.182	17:04:43.718	9	1:42.642	+1.014	17:18:24.947																
8	1:35.106	+0.610	17:15:49.348	2	1:38.752	+1.005	17:06:22.470	10	1:43.118	+1.490	17:20:08.065																
9	1:35.401	+0.905	17:17:24.749	3	1:37.747		17:08:00.217	11	1:42.922	+1.294	17:21:50.987																
10	1:36.283	+1.787	17:19:01.032	4	1:38.527	+0.780	17:09:38.744	(70) Mark ARMSTRONG																			
11	1:36.552	+2.056	17:20:37.584	5	1:38.668	+0.921	17:11:17.412	1	1:49.690	+9.299	17:04:52.925																
(10) Mark CAMPBELL												2	1:41.137	+0.746	17:06:34.062												
1	1:41.274	+5.437	17:04:40.441	6	1:41.954	+4.207	17:12:59.366	3	1:40.391		17:08:14.453																
2	1:36.113	+0.276	17:06:16.554	7	1:39.166	+1.419	17:14:38.532	4	1:41.153	+0.762	17:09:55.606																
3	1:35.892	+0.055	17:07:52.446	8	1:40.149	+2.402	17:16:18.681	5	1:43.414	+3.023	17:11:39.020																
4	1:35.837		17:09:28.283	9	1:40.205	+2.458	17:17:58.886	6	1:43.316	+2.925	17:13:22.336																
5	1:36.486	+0.649	17:11:04.769	10	1:39.359	+1.612	17:19:38.245	7	1:42.669	+2.278	17:15:05.005																
6	1:38.380	+2.543	17:12:43.149	11	1:42.096	+4.349	17:21:20.341	8	1:41.644	+1.253	17:16:46.649																
7	1:37.786	+1.949	17:14:20.935	(46) Ian HUMPHISH												9	1:42.056	+1.665	17:18:28.705								
8	1:37.006	+1.169	17:15:57.941	1	1:44.935	+5.421	17:04:45.449	10	1:42.497	+2.106	17:20:11.202																
9	1:36.795	+0.958	17:17:34.736	2	1:39.637	+0.123	17:06:25.086	11	1:41.879	+1.488	17:21:53.081																
10	1:36.716	+0.879	17:19:11.452	3	1:39.514		17:08:04.600	(49) Mike WILLIAMSON																			
11	1:37.689	+1.852	17:20:49.141	4	1:39.684	+0.170	17:09:44.284	1	1:53.937	+13.272	17:04:56.048																
(54) Andrew MORRISON												5	1:40.309	+0.795	17:11:24.593	2	1:43.620	+2.955	17:06:39.668								
1	1:42.247	+6.925	17:04:42.527	6	1:42.646	+3.132	17:13:07.239	3	1:40.665		17:08:20.333																
2	1:37.634	+2.312	17:06:20.161	7	1:42.184	+2.670	17:14:49.423	4	1:41.388	+0.723	17:10:01.721																
3	1:36.415	+1.093	17:07:56.576	8	1:40.501	+0.987	17:16:29.924	5	1:42.838	+2.173	17:11:44.559																
4	1:35.322		17:09:31.898	9	1:39.562	+0.048	17:18:09.486	6	1:44.337	+3.672	17:13:28.896																
5	1:35.854	+0.532	17:11:07.752	10	1:39.521	+0.007	17:19:49.007	7	1:43.854	+3.189	17:15:12.750																
6	1:41.197	+5.875	17:12:48.949	11	1:40.348	+0.834	17:21:29.355	8	1:42.598	+1.933	17:16:55.348																
7	1:37.540	+2.218	17:14:26.489	(66) Paul MOSS												9	1:42.285	+1.620	17:18:37.633								
8	1:35.923	+0.601	17:16:02.412	1	1:45.524	+5.063	17:04:47.075	10	1:41.482	+0.817	17:20:19.115																
9	1:37.438	+2.116	17:17:39.850	2	1:40.534	+0.073	17:06:27.609	11	1:43.453	+2.788	17:22:02.568																
10	1:36.314	+0.992	17:19:16.164	3	1:41.258	+0.797	17:08:08.867	(16) Mick STARKEY																			
11	1:39.006	+3.684	17:20:55.170	4	1:41.664	+1.203	17:09:50.531	1	1:49.000	+7.061	17:04:52.071																
(86) Chris HUNTLEY												5	1:41.023	+0.562	17:11:31.554	2	1:41.939		17:06:34.010								
1	1:41.441	+4.606	17:04:41.895	6	1:42.517	+2.056	17:13:14.071	3	1:42.189	+0.250	17:08:16.199																
2	1:38.620	+1.785	17:06:20.515	7	1:41.700	+1.239	17:14:55.771	4	1:42.352	+0.413	17:09:58.551																
3	1:38.198	+1.363	17:07:58.713	8	1:41.205	+0.744	17:16:36.976	5	1:42.908	+0.969	17:11:41.459																
4	1:36.835		17:09:35.548	9	1:40.461		17:18:17.437	6	1:48.574	+6.635	17:13:30.033																
5	1:38.170	+1.335	17:11:13.718	10	1:40.588	+0.127	17:19:58.025	7	1:43.801	+1.862	17:15:13.834																
6	1:40.248	+3.413	17:12:53.966	11	1:40.575	+0.114	17:21:38.600	8	1:42.367	+0.428	17:16:56.201																
7	1:38.430	+1.595	17:14:32.396	(1) Gavin LEE												9	1:42.428	+0.489	17:18:38.629								
												1	1:47.101	+6.684	17:04:49.375	10	1:42.780	+0.841	17:20:21.409								
												2	1:40.758	+0.341	17:06:30.133	11	1:43.380	+1.441	17:22:04.789								
												3	1:42.304	+1.887	17:08:12.437												

Clerk of the Course - Chris Gibson

Orbits 4

Sig. Time

www.amb-it.com

Chief Timekeeper - Ian Sharp (SMART)

www.mylaps.com

Times on smart-timing.co.uk & mylaps.com

Licensed to: SMART

DDMC Sedric Bell Trophy Race Meeting

NSSCC Classes B,C,D,H

Croft 2.100 Miles

Race 6 - First Race

26/09/2009 17:00

Race (15:00 and 1 Laps) started at 17:02:57

Lap	Lap Tm	Diff	Time of Day
(41) Malcolm DEARNLEY			
1	1:52.537	+7.186	17:04:55.508
2	1:45.858	+0.507	17:06:41.366
3	1:47.173	+1.822	17:08:28.539
4	1:46.877	+1.526	17:10:15.416
5	1:45.801	+0.450	17:12:01.217
6	1:45.396	+0.045	17:13:46.613
7	1:46.003	+0.652	17:15:32.616
8	1:45.351		17:17:17.967
9	1:47.077	+1.726	17:19:05.044
10	1:45.536	+0.185	17:20:50.580

Lap	Lap Tm	Diff	Time of Day
(71) Neil ARMSTRONG			
1	1:49.904	+4.732	17:04:54.313
2	1:45.693	+0.521	17:06:40.006
3	1:45.172		17:08:25.178
4	1:46.781	+1.609	17:10:11.959
5	1:46.869	+1.697	17:11:58.828
6	1:47.926	+2.754	17:13:46.754
7	1:45.847	+0.675	17:15:32.601
8	1:45.471	+0.299	17:17:18.072
9	1:46.909	+1.737	17:19:04.981
10	1:46.710	+1.538	17:20:51.691

Lap	Lap Tm	Diff	Time of Day
(5) Terry WRIGHT			
1	1:51.174	+5.410	17:04:55.099
2	1:46.409	+0.645	17:06:41.508
3	1:46.537	+0.773	17:08:28.045
4	1:47.372	+1.608	17:10:15.417
5	1:48.223	+2.459	17:12:03.640
6	1:47.301	+1.537	17:13:50.941
7	1:46.305	+0.541	17:15:37.246
8	1:47.343	+1.579	17:17:24.589
9	1:45.764		17:19:10.353
10	1:48.059	+2.295	17:20:58.412

Lap	Lap Tm	Diff	Time of Day
(27) Les COWBURN			
1	1:55.888	+7.789	17:05:00.838
2	1:50.184	+2.085	17:06:51.022
3	1:49.593	+1.494	17:08:40.615
4	1:48.948	+0.849	17:10:29.563
5	1:51.662	+3.563	17:12:21.225
6	1:48.382	+0.283	17:14:09.607
7	1:49.739	+1.640	17:15:59.346
8	1:48.099		17:17:47.445
9	1:48.396	+0.297	17:19:35.841
10	1:50.318	+2.219	17:21:26.159

Lap	Lap Tm	Diff	Time of Day
(55) Daniel McKAY			
1	1:57.665	+9.947	17:05:01.625
2	1:50.095	+2.377	17:06:51.720
3	1:49.669	+1.951	17:08:41.389
4	1:48.786	+1.068	17:10:30.175
5	1:52.231	+4.513	17:12:22.406
6	1:47.718		17:14:10.124
7	1:49.791	+2.073	17:15:59.915
8	1:47.828	+0.110	17:17:47.743
9	1:48.810	+1.092	17:19:36.553
10	1:50.493	+2.775	17:21:27.046

(43) Scott ROBSON

Lap	Lap Tm	Diff	Time of Day
1	2:02.195	+7.699	17:05:08.137
2	1:57.346	+2.850	17:07:05.483
3	1:56.338	+1.842	17:09:01.821
4	1:56.200	+1.704	17:10:58.021
5	2:03.084	+8.588	17:13:01.105
6	1:58.047	+3.551	17:14:59.152
7	1:56.648	+2.152	17:16:55.800
8	1:54.496		17:18:50.296
9	1:57.435	+2.939	17:20:47.731

Lap	Lap Tm	Diff	Time of Day
(72) Andrew BLYTHE			
1	1:57.006	+4.379	17:05:03.888
2	1:52.627		17:06:56.515
3	1:54.935	+2.308	17:08:51.450
4	2:03.779	+11.152	17:10:55.229
5	2:10.898	+18.271	17:13:06.127
6	2:15.391	+22.764	17:15:21.518

Lap	Lap Tm	Diff	Time of Day
(22) Ian BLACKLIN			
1	1:53.758	+9.275	17:04:57.056
2	1:44.872	+0.389	17:06:41.928
3	1:44.483		17:08:26.411
4	1:46.425	+1.942	17:10:12.836

Lap	Lap Tm	Diff	Time of Day
(76) Colin STEWART			
1	1:57.832		17:05:03.301
p2	2:31.352	+33.520	17:07:34.654

Lap	Lap Tm	Diff	Time of Day
(67) Peter DIXON			
p1	2:15.420		17:05:17.465

Clerk of the Course - Chris Gibson

Sig. Time

Chief Timekeeper - Ian Sharp (SMART)

Times on smart-timing.co.uk & mylaps.com

Orbits 4

www.amb-it.com

www.mylaps.com

Licensed to: SMART

NSSCC Classes B,C,D,H

Croft 2.100 Miles

Race 6 - First Race

26/09/2009 17:00

Race (15:00 and 1 Laps) started at 17:02:57

Competitors	Laps											
	0	1	2	3	4	5	6	7	8	9	10	11
Simon BLANKLEY (69)	1	69	44	44	44	44	44	44	44	44	44	44
Michael CUTT (44)	2	44	69	69	69	69	69	69	69	69	69	69
Mark CAMPBELL (10)	3	10	10	10	10	10	10	10	10	10	10	10
Andy ROBINSON (61)	4	61	86	54	54	54	54	54	54	54	54	54
Andrew MORRISON (54)	5	54	54	86	86	86	86	86	86	86	86	86
Chris HUNTLEY (86)	6	86	9	9	9	9	61	61	61	61	61	61
Ian HUMPISSH (46)	7	46	61	61	61	61	9	9	9	9	9	9
David BREWIS (9)	8	9	46	46	46	46	46	46	46	46	46	46
Paul MOSS (66)	9	66	66	66	66	66	66	66	66	66	66	66
Robert BARNES (33)	10	33	82	82	82	1	1	1	1	1	1	1
Peter DIXON (67)	11	67	1	1	1	82	82	82	82	82	82	82
Mike WILLIAMSON (49)	12	49	16	16	70	70	70	70	70	70	70	70
Gavin LEE (1)	13	1	70	70	16	16	16	49	49	49	49	49
David SWALES (82)	14	82	71	49	49	49	16	16	16	16	16	16
Malcolm DEARNLEY (41)	15	41	5	71	71	71	41	71	41	71	41	41
Mick STARKEY (16)	16	16	41	41	22	22	41	71	41	71	41	71
Mark ARMSTRONG (70)	17	70	49	5	5	41	5	5	5	5	5	5
Ian BLACKLIN (22)	18	22	22	22	41	5	27	27	27	27	27	27
Terry WRIGHT (5)	19	5	27	27	27	27	55	55	55	55	55	55
Daniel McKAY (55)	20	55	55	55	55	55	43	43	43	43	43	43
Neil ARMSTRONG (71)	21	71	76	72	72	72	72	72				
Les COWBURN (27)	22	27	72	43	43	43						
Colin STEWART (76)	23	76	43	76								
Scott ROBSON (43)	24	43	67									
Andrew BLYTHE (72)	25	72										
-	26											

DDMC Sedic Bell Trophy Race Meeting

Sorted on Laps

Sedic Bell Trophy

Croft 2.100 Miles

Race 7 - First Race

26/09/2009 17:30

Race (20:00 Time) started at 17:37:04

Pos	No.	Name	Make/Model	CC	Class C	Laps	Total Tm	Diff	Best Tm Lap	Best Spd
1	12	Jeff WILSON	Jade Trackstar	2000	2	15	21:59.634		1:24.640 4	89.319
2	90	Andrew WAREING	Lotus Europa	2298	1	15	22:37.404	37.770	1:28.424 5	85.497
3	78	Jim GEDDIE	Porsche 996 Cup	3600	3 - 2	15	22:40.468	40.834	1:29.358 14	84.604
4	7	Mark CHILTON	Porsche 993 GT3	5400	3 - 1	15	23:22.272	1:22.638	1:31.370 12	82.741
5	35	Fraser ROBERTSON	Porsche 996	3600	3 - 1	15	23:30.417	1:30.783	1:31.214 9	82.882
6	79	Andrew TATE	Porsche 996 RSR	3600	A1	14	22:00.974	1 Lap	1:30.347 8	83.677
7	18	Peter ISHERWOOD	Subaru Impreza	2000T	1	14	22:23.367	1 Lap	1:33.488 7	80.866
8	47	Mike JOHNSON	Porsche 911 SC	3800	3 - 3	13	22:07.934	2 Laps	1:38.349 4	76.869
9	9	David WHELAN	Porsche 993 RSR	3600	3 - 2	13	23:32.188	2 Laps	1:45.331 3	71.774

Not classified (80% = 12 Laps)

23	Tim EVANS	Subaru Impreza	2000T	1	13	21:19.882	DNF	1:34.710 8	79.823
68	Marcus FOTHERGILL	Porsche 996 GT3	3600	3 - 2			DNS	0	-

Announcements

Car No.7 - Racetime includes 10 second Jump Start penalty.

Margin of Victory	Avg. Speed	Best Lap Tm	Best Spd	Best Lap by
37.770	85.933	1:24.640	89.319	12 - Jeff WILSON

Clerk of the Course - Chris Gibson

Orbits 4

Sig.

Time

www.amb-it.com

Chief Timekeeper - Ian Sharp (SMART)

www.mylaps.com

Times on smart-timing.co.uk & mylaps.com

Licensed to: SMART

Printed: 27/09/2009 15:23:11

DDMC Sedric Bell Trophy Race Meeting


Sedric Bell Trophy

Croft 2.100 Miles

Race 7 - First Race

26/09/2009 17:30

Race (20:00 Time) started at 17:37:04



Lap	Lap Tm	Diff	Time of Day
(12) Jeff WILSON			
1	1:40.009	+15.369	17:38:46.205
2	1:26.889	+2.249	17:40:13.094
3	1:25.216	+0.576	17:41:38.310
4	1:24.640		17:43:02.950
5	1:27.125	+2.485	17:44:30.075
6	1:29.224	+4.584	17:45:59.299
7	1:26.249	+1.609	17:47:25.548
8	1:26.948	+2.308	17:48:52.496
9	1:25.906	+1.266	17:50:18.402
10	1:26.667	+2.027	17:51:45.069
11	1:28.024	+3.384	17:53:13.093
12	1:25.805	+1.165	17:54:38.898
13	1:26.658	+2.018	17:56:05.556
14	1:29.622	+4.982	17:57:35.178
15	1:28.905	+4.265	17:59:04.083

Lap	Lap Tm	Diff	Time of Day
(90) Andrew WAREING			
1	1:39.265	+10.841	17:38:45.462
2	1:32.250	+3.826	17:40:17.712
3	1:29.482	+1.058	17:41:47.194
4	1:28.930	+0.506	17:43:16.124
5	1:28.424		17:44:44.548
6	1:28.836	+0.412	17:46:13.384
7	1:31.420	+2.996	17:47:44.804
8	1:29.695	+1.271	17:49:14.499
9	1:29.874	+1.450	17:50:44.373
10	1:29.491	+1.067	17:52:13.864
11	1:30.307	+1.883	17:53:44.171
12	1:29.293	+0.869	17:55:13.464
13	1:29.856	+1.432	17:56:43.320
14	1:29.394	+0.970	17:58:12.714
15	1:29.139	+0.715	17:59:41.853

Lap	Lap Tm	Diff	Time of Day
(78) Jim GEDDIE			
1	1:35.679	+6.321	17:38:42.522
2	1:30.407	+1.049	17:40:12.929
3	1:30.018	+0.660	17:41:42.947
4	1:29.452	+0.094	17:43:12.399
5	1:30.248	+0.890	17:44:42.647
6	1:30.133	+0.775	17:46:12.780
7	1:31.583	+2.225	17:47:44.363
8	1:29.590	+0.232	17:49:13.953
9	1:29.949	+0.591	17:50:43.902
10	1:29.530	+0.172	17:52:13.432
11	1:30.648	+1.290	17:53:44.080
12	1:30.358	+1.000	17:55:14.438
13	1:29.901	+0.543	17:56:44.339
14	1:29.358		17:58:13.697
15	1:31.220	+1.862	17:59:44.917

Lap	Lap Tm	Diff	Time of Day
(7) Mark CHILTON			
1	1:38.945	+7.575	17:38:45.158
2	1:32.336	+0.966	17:40:17.494
3	1:32.980	+1.610	17:41:50.474
4	1:32.569	+1.199	17:43:23.043
5	1:32.052	+0.682	17:44:55.095
6	1:32.193	+0.823	17:46:27.288
7	1:31.886	+0.516	17:47:59.174
8	1:32.386	+1.016	17:49:31.560
9	1:32.316	+0.946	17:51:03.876
10	1:31.866	+0.496	17:52:35.742
11	1:31.611	+0.241	17:54:07.353
12	1:31.370		17:55:38.723
13	1:32.498	+1.128	17:57:11.221

Lap	Lap Tm	Diff	Time of Day
14	1:33.702	+2.332	17:58:44.923
15	1:31.798	+0.428	18:00:16.721

Lap	Lap Tm	Diff	Time of Day
(35) Fraser ROBERTSON			
1	1:41.980	+10.766	17:38:50.563
2	1:33.487	+2.273	17:40:24.050
3	1:36.063	+4.849	17:42:00.113
4	1:32.800	+1.586	17:43:32.913
5	1:35.227	+4.013	17:45:08.140
6	1:32.755	+1.541	17:46:40.895
7	1:33.236	+2.022	17:48:14.131
8	1:32.663	+1.449	17:49:46.794
9	1:31.214		17:51:18.008
10	1:31.675	+0.461	17:52:49.683
11	1:31.379	+0.165	17:54:21.062
12	1:32.318	+1.104	17:55:53.380
13	1:31.957	+0.743	17:57:25.337
14	1:36.708	+5.494	17:59:02.045
15	1:32.821	+1.607	18:00:34.866

Lap	Lap Tm	Diff	Time of Day
(79) Andrew TATE			
1	1:40.043	+9.696	17:38:47.773
2	1:33.784	+3.437	17:40:21.557
3	1:44.732	+14.385	17:42:06.289
4	1:34.188	+3.841	17:43:40.477
5	1:33.338	+2.991	17:45:13.815
6	1:32.196	+1.849	17:46:46.011
7	1:31.272	+0.925	17:48:17.283
8	1:30.347		17:49:47.630
9	1:32.210	+1.863	17:51:19.840
10	1:31.452	+1.105	17:52:51.292
11	1:32.151	+1.804	17:54:23.443
12	1:34.688	+4.341	17:55:58.131
13	1:33.439	+3.092	17:57:31.570
14	1:33.853	+3.506	17:59:05.423

Lap	Lap Tm	Diff	Time of Day
(18) Peter ISHERWOOD			
1	1:42.556	+9.068	17:38:49.159
2	1:34.144	+0.656	17:40:23.303
3	1:34.167	+0.679	17:41:57.470
4	1:35.101	+1.613	17:43:32.571
5	1:35.892	+2.404	17:45:08.463
6	1:34.972	+1.484	17:46:43.435
7	1:33.488		17:48:16.923
8	1:34.870	+1.382	17:49:51.793
9	1:34.457	+0.969	17:51:26.250
10	1:33.687	+0.199	17:52:59.937
11	1:34.479	+0.991	17:54:34.416
12	1:39.968	+6.480	17:56:14.384
13	1:35.669	+2.181	17:57:50.053
14	1:37.763	+4.275	17:59:27.816

Lap	Lap Tm	Diff	Time of Day
(47) Mike JOHNSON			
1	1:42.920	+4.571	17:38:50.766
2	1:39.525	+1.176	17:40:30.291
3	1:39.271	+0.922	17:42:09.562
4	1:38.349		17:43:47.911
5	1:41.833	+3.484	17:45:29.744
6	1:44.748	+6.399	17:47:14.492
7	1:44.781	+6.432	17:48:59.273
8	1:43.967	+5.618	17:50:43.240
9	1:41.740	+3.391	17:52:24.980
10	1:41.866	+3.517	17:54:06.846
11	1:40.141	+1.792	17:55:46.987
12	1:42.499	+4.150	17:57:29.486
13	1:42.897	+4.548	17:59:12.383

Lap	Lap Tm	Diff	Time of Day
(9) David WHELAN			
1	1:50.723	+5.392	17:39:00.503
2	1:46.880	+1.549	17:40:47.383
3	1:45.331		17:42:32.714
4	1:45.817	+0.486	17:44:18.531
5	1:46.237	+0.906	17:46:04.768
6	1:46.225	+0.894	17:47:50.993
7	1:52.496	+7.165	17:49:43.489
8	1:49.224	+3.893	17:51:32.713
9	1:49.078	+3.747	17:53:21.791
10	1:49.058	+3.727	17:55:10.849
11	1:49.552	+4.221	17:57:00.401
12	1:49.491	+4.160	17:58:49.892
13	1:46.745	+1.414	18:00:36.637

Lap	Lap Tm	Diff	Time of Day
(23) Tim EVANS			
1	1:43.354	+8.644	17:38:50.398
2	1:37.306	+2.596	17:40:27.704
3	1:36.813	+2.103	17:42:04.517
4	1:36.217	+1.507	17:43:40.734
5	1:35.859	+1.149	17:45:16.593
6	1:35.235	+0.525	17:46:51.828
7	1:35.042	+0.332	17:48:26.870
8	1:34.710		17:50:01.580
9	1:35.683	+0.973	17:51:37.263
10	1:38.670	+3.960	17:53:15.933
11	1:36.171	+1.461	17:54:52.104
12	1:35.673	+0.963	17:56:27.777
p13	1:56.553	+21.843	17:58:24.331

Clerk of the Course - Chris Gibson

Orbits 4

Sig. Time
 Chief Timekeeper - Ian Sharp (SMART)
 Times on smart-timing.co.uk & mylaps.com

www.amb-it.com
 www.mylaps.com
 Licensed to: SMART

DDMC Sedric Bell Trophy Race Meeting

Lapchart


Sedric Bell Trophy

Croft 2.100 Miles

Race 7 - First Race

26/09/2009 17:30

Race (20:00 Time) started at 17:37:04



Competitors	Laps															
	0	1	2	3	4	5	6	7	8	9	10	11	12	13	14	15
Jeff WILSON (12)	1	12	78	78	12	12	12	12	12	12	12	12	12	12	12	12
Andrew WAREING (90)	2	90	7	12	78	78	78	78	78	78	78	78	90	90	90	90
Mark CHILTON (7)	3	7	90	7	90	90	90	90	90	90	90	90	78	78	78	78
Peter ISHERWOOD (18)	4	18	12	90	7	7	7	7	7	7	7	7	7	7	7	7
Jim GEDDIE (78)	5	78	79	79	18	18	35	35	35	35	35	35	35	35	35	35
Tim EVANS (23)	6	23	18	18	35	35	18	18	18	79	79	79	79	79	79	79
Andrew TATE (79)	7	79	23	35	23	79	79	79	79	18	18	18	18	18	18	18
Mike JOHNSON (47)	8	47	35	23	79	23	23	23	23	23	23	23	23	23	23	23
Fraser ROBERTSON (35)	9	35	47	47	47	47	47	47	47	47	47	47	47	47	47	47
David WHELAN (9)	10	9	9	9	9	9	9	9	9	9	9	9	9	9	9	9
-	11															

DDMC Sedric Bell Trophy Race Meeting

Sedric Bell Trophy

Race 14 - Second Race

Race (20:00 Time)

Croft 2.100 Miles

27/09/2009 16:30

POLE POSITION

2
90 Andrew WAREING
15

4
7 Mark CHILTON
15

6
18 Peter ISHERWOOD
14

8
9 David WHELAN
13

10
23 Tim EVANS
13

1
12 Jeff WILSON
15

3
78 Jim GEDDIE
15

5
79 Andrew TATE
14

7
47 Mike JOHNSON
13

9
35 Fraser ROBERTSON

11
68 Marcus FOTHERGILL

1

2

3

4

5

6

DDMC Sedric Bell Trophy Race Meeting

Sorted on Best Lap time

Monoposto 1000/1400/1800

Croft 2.100 Miles

Practice 9

27/09/2009 12:05

Practice started at 12:00:23

Pos	No.	Name	Make/Model	CC	Class Cc	Laps	Best Tm	Diff	1 Lap	Best Spd	2nd Best
1	5	Chris WOODHOUSE	JKS RM04	1000	M10	12	1:21.144		3	93.168	1:21.281
2	23	Kat IMPEY	Jedi Mk6	1000	M10	12	1:23.382	2.238	12	90.667	1:23.550
3	32	Darren FREEMAN	Jedi Mk6	1000	M10	14	1:24.008	2.864	9	89.991	1:24.306
4	7	Geoff FERN	TFR 09	1000	M10	11	1:24.328	3.184	11	89.650	1:24.477
5	16	Stephen BROOKS	JKS03	1000	M14	13	1:25.466	4.322	9	88.456	1:25.477
6	31	Dave RIPPIN	Speads RM03	1000	M10	11	1:26.967	5.823	7	86.930	1:27.470
7	64	Jim TIMMS	Van Diemen	1800	M18	8	1:30.134	8.990	6	83.875	1:31.141
8	82	Lance PRITCHARD	Van Diemen RF82	2000	M18	8	1:30.764	9.620	8	83.293	1:31.425
9	24	Matt HAYES	Jamun M7Z	1800	M18	13	1:30.890	9.746	11	83.177	1:31.492
10	51	Phillip NICHOLSON	Swift SC97Z	1800	M18	13	1:31.488	10.344	8	82.634	1:31.637
11	15	Len TURNER	Jedi Mk6	998	M10	13	1:31.535	10.391	7	82.591	1:31.548
12	52	Michael DALE	Van Diemen RF82	2000	M18	13	1:31.790	10.646	13	82.362	1:31.908
13	59	Jock SERGISON	Swift SC98Z	1800	M18	12	1:35.642	14.498	12	79.045	1:35.777
14	76	Chris HELLIWELL	Swift SC97	1800	M18	12	1:36.485	15.341	8	78.354	1:36.656
15	63	Rupert READER	Formula Vauxhall	1800	M18	10	1:37.102	15.958	4	77.856	1:37.361
16	91	Douglas McLAY	Mygale SJ04	1800	M18	12	1:38.275	17.131	10	76.927	1:38.378
17	81	Christopher ANSTRUTHER	Formula Vauxhall	1600	M18	7	1:40.064	18.920	7	75.552	1:40.816
18	50	Geoff COWELL	Cowell-Hitech 003	998	M10	9	1:40.424	19.280	6	75.281	1:41.930

Clerk of the Course - Chris Gibson

Orbits 4

Sig. Time

www.amb-it.com

Chief Timekeeper - Ian Sharp (SMART)

www.mylaps.com

Times on smart-timing.co.uk & mylaps.com

Licensed to: SMART

Printed: 28/09/2009 20:05:22

DDMC Sedric Bell Trophy Race Meeting


Monoposto 1000/1400/1800

Croft 2.100 Miles

Practice 9

27/09/2009 12:05

Practice started at 12:00:23



Lap	Lap Tm	Diff	Time of Day
4	1:37.102		12:07:06.516
5	1:37.927	+0.825	12:08:44.443
6	1:47.385	+10.283	12:10:31.828
7	2:29.010	+51.908	12:13:00.838
8	3:52.566	+2:15.464	12:16:53.404
9	1:37.620	+0.518	12:18:31.024
10	1:37.361	+0.259	12:20:08.385

(91) Douglas McLAY

1			12:01:55.960
2	1:49.432	+11.157	12:03:45.392
3	1:39.719	+1.444	12:05:25.111
4	1:40.016	+1.741	12:07:05.127
5	1:38.566	+0.291	12:08:43.693
6	1:38.669	+0.394	12:10:22.362
7	1:38.957	+0.682	12:12:01.319
8	1:38.378	+0.103	12:13:39.697
9	1:39.541	+1.266	12:15:19.238
10	1:38.275		12:16:57.513
11	1:38.721	+0.446	12:18:36.234
12	1:38.664	+0.389	12:20:14.898

(81) Christopher ANSTRUTHER

1			12:02:20.146
2	1:42.435	+2.371	12:04:02.581
3	1:41.057	+0.993	12:05:43.638
4	1:42.606	+2.542	12:07:26.244
5	1:40.816	+0.752	12:09:07.060
6	1:40.942	+0.878	12:10:48.002
7	1:40.064		12:12:28.066

(50) Geoff COWELL

1			12:02:03.093
2	1:44.037	+3.613	12:03:47.130
3	1:47.387	+6.963	12:05:34.517
4	1:51.570	+11.146	12:07:26.087
5	1:42.540	+2.116	12:09:08.627
6	1:40.424		12:10:49.051
7	1:45.594	+5.170	12:12:34.645
8	1:47.617	+7.193	12:14:22.262
9	1:41.930	+1.506	12:16:04.192

Lap	Lap Tm	Diff	Time of Day
-----	--------	------	-------------

Lap	Lap Tm	Diff	Time of Day
-----	--------	------	-------------

DDMC Sedric Bell Trophy Race Meeting

Monoposto 1000/1400/1800

Croft 2.100 Miles

Race 10 - Second Race

27/09/2009 14:15

Race (15:00 and 1 Laps)

POLE POSITION

2 23 Kat IMPEY 1:23.382
4 7 Geoff FERN 1:24.328
6 31 Dave RIPPIN 1:26.967
8 82 Lance PRITCHARD 1:30.764
10 51 Phillip NICHOLSON 1:31.488
12 52 Michael DALE 1:31.790
14 76 Chris HELLIWELL 1:36.485
16 91 Douglas McLAY 1:38.275
18 50 Geoff COWELL 1:40.424

1 5 Chris WOODHOUSE 1:21.144
3 32 Darren FREEMAN 1:24.008
5 16 Stephen BROOKS 1:25.466
7 64 Jim TIMMS 1:30.134
9 24 Matt HAYES 1:30.890
11 15 Len TURNER 1:31.535
13 59 Jock SERGISON 1:35.642
15 63 Rupert READER 1:37.102
17 81 Christopher ANSTRUTHER 1:40.064

1
2
3
4
5
6
7
8
9

DDMC Sedric Bell Trophy Race Meeting

Sorted on Best Lap time

Monoposto 2000: C.2000; & 1600

Croft 2.100 Miles

Practice 10

27/09/2009 12:40

Practice started at 12:31:58

Pos	No.	Name	Make/Model	CC	Class Cc	Laps	Best Tm	Diff 1 Lap	Best Spd	2nd Best
1	2	Neil HARRISON	Dalarra F398	2000	M20	15	1:21.914	15	92.292	1:21.991
2	6	Tristan CLIFFE	Dallara F98	2000	M20	14	1:22.228	0.314	91.939	1:22.306
3	1	Jeremy TIMMS	Dallara F397	2000	M20	10	1:22.560	0.646	91.570	1:23.173
4	8	Nick ANSTRUTHER	Bowman BC3	2000	C20	15	1:24.190	2.276	89.797	1:24.713
5	5	Russ GILES	Reynard 913	2000	C20	9	1:26.416	4.502	87.484	1:27.124
6	34	Graham READ	Dallara F300	2000	M20	13	1:27.251	5.337	86.647	1:27.932
7	9	Richard PURCELL	Vauxhall Lotus	2000	C20	13	1:28.380	6.466	85.540	1:28.441
8	47	Barry SMITH	Van Diemen FX02	2000	M20	5	1:28.517	6.603	85.407	1:59.693
9	33	Terry CLARK	Vauxhall Lotus	2000	C20	14	1:28.542	6.628	85.383	1:28.968
10	20	Jeremy GOODMAN	Ralt RT	2000	C20	13	1:28.868	6.954	85.070	1:28.954
11	77	Geoff FERN	Van Diemen	1600	M16	13	1:29.478	7.564	84.490	1:30.149
12	36	Chris SPENCER	Formula Vauxhall	2000	C20	13	1:29.709	7.795	84.272	1:29.946
13	37	Mick KINGHORN	Mygale Novis	1998	M20	13	1:29.729	7.815	84.254	1:30.560
14	14	Mark SMITH	Tatuus RC97	1998	C20	12	1:30.315	8.401	83.707	1:32.794
15	58	Nigel SMITH	Vauxhall Junior	1600	M16	10	1:30.417	8.503	83.613	1:30.808
16	28	Lenny COLEMAN	Vauxhall Lotus	2000	C20	11	1:31.406	9.492	82.708	1:31.409
17	17	Graham PROBYN	Reynard 863	2000	C20	13	1:33.960	12.046	80.460	1:34.905
18	66	David PARKINSON	Raynard FF83	1600	M16	13	1:34.120	12.206	80.323	1:34.271
19	55	Tony COTTON	Formula Vauxhall	1600	M16	13	1:36.844	14.930	78.064	1:36.895
20	57	Eddie GUEST	Lola T640	1600	M16	12	1:44.144	22.230	72.592	1:44.911

Clerk of the Course - Chris Gibson

Orbits 4

Sig. Time

www.amb-it.com

Chief Timekeeper - Ian Sharp (SMART)

www.mylaps.com

Times on smart-timing.co.uk & mylaps.com

Licensed to: SMART

Printed: 28/09/2009 20:12:49

DDMC Sedric Bell Trophy Race Meeting

Monoposto 2000: C.2000; & 1600

Croft 2.100 Miles

Practice 10

27/09/2009 12:40

Practice started at 12:31:58



Lap	Lap Tm	Diff	Time of Day
11	1:46.701	+16.386	12:50:14.093
12	1:43.505	+13.190	12:51:57.598

(58) Nigel SMITH

Lap	Lap Tm	Diff	Time of Day
1			12:33:46.021
2	1:35.901	+5.484	12:35:21.922
3	1:32.924	+2.507	12:36:54.846
4	1:32.165	+1.748	12:38:27.011
5	1:34.551	+4.134	12:40:01.562
6	1:30.417		12:41:31.979
7	5:49.041	+4:18.624	12:47:21.020
8	1:34.910	+4.493	12:48:55.930
9	1:32.124	+1.707	12:50:28.054
10	1:30.808	+0.391	12:51:58.862

(28) Lenny COLEMAN

Lap	Lap Tm	Diff	Time of Day
1			12:33:44.133
2	1:36.656	+5.250	12:35:20.789
3	1:33.312	+1.906	12:36:54.101
4	1:32.496	+1.090	12:38:26.597
5	1:31.406		12:39:58.003
6	1:31.705	+0.299	12:41:29.708
7	1:34.256	+2.850	12:43:03.964
8	1:32.405	+0.999	12:44:36.369
9	4:41.408	+3:10.002	12:49:17.777
10	1:33.672	+2.266	12:50:51.449
11	1:31.409	+0.003	12:52:22.858

(17) Graham PROBYN

Lap	Lap Tm	Diff	Time of Day
1			12:33:37.194
2	1:39.961	+6.001	12:35:17.155
3	1:39.287	+5.327	12:36:56.442
4	1:43.442	+9.482	12:38:39.884
5	1:39.269	+5.309	12:40:19.153
6	1:37.324	+3.364	12:41:56.477
7	1:36.774	+2.814	12:43:33.251
8	1:36.547	+2.587	12:45:09.798
9	1:35.857	+1.897	12:46:45.655
10	1:35.214	+1.254	12:48:20.869
11	1:34.905	+0.945	12:49:55.774
12	1:34.984	+1.024	12:51:30.758
13	1:33.960		12:53:04.718

(66) David PARKINSON

Lap	Lap Tm	Diff	Time of Day
1			12:33:33.421
2	1:42.930	+8.810	12:35:16.351
3	1:36.940	+2.820	12:36:53.291
4	1:34.828	+0.708	12:38:28.119
5	1:34.120		12:40:02.239
6	1:34.897	+0.777	12:41:37.136
7	1:34.271	+0.151	12:43:11.407
8	1:35.410	+1.290	12:44:46.817
9	1:34.613	+0.493	12:46:21.430
10	1:35.335	+1.215	12:47:56.765
11	1:34.631	+0.511	12:49:31.396
12	1:36.174	+2.054	12:51:07.570
13	1:38.497	+4.377	12:52:46.067

(55) Tony COTTON

Lap	Lap Tm	Diff	Time of Day
1			12:33:42.464
2	1:42.599	+5.755	12:35:25.063
3	1:38.568	+1.724	12:37:03.631
4	1:39.580	+2.736	12:38:43.211
5	1:38.078	+1.234	12:40:21.289
6	1:37.195	+0.351	12:41:58.484
7	1:36.895	+0.051	12:43:35.379

Lap	Lap Tm	Diff	Time of Day
8	1:37.461	+0.617	12:45:12.840
9	1:38.740	+1.896	12:46:51.580
10	1:37.342	+0.498	12:48:28.922
11	1:37.429	+0.585	12:50:06.351
12	1:37.244	+0.400	12:51:43.595
13	1:36.844		12:53:20.439

(57) Eddie GUEST

Lap	Lap Tm	Diff	Time of Day
1			12:33:27.215
2	1:49.117	+4.973	12:35:16.332
3	1:46.686	+2.542	12:37:03.018
4	1:46.899	+2.755	12:38:49.917
5	1:44.144		12:40:34.061
6	1:44.911	+0.767	12:42:18.972
7	1:45.007	+0.863	12:44:03.979
8	1:47.067	+2.923	12:45:51.046
9	1:46.539	+2.395	12:47:37.585
10	1:46.752	+2.608	12:49:24.337
11	1:45.261	+1.117	12:51:09.598
12	1:46.965	+2.821	12:52:56.563

Lap	Lap Tm	Diff	Time of Day
-----	--------	------	-------------

Clerk of the Course - Chris Gibson

Orbits 4

Sig. Time
 Chief Timekeeper - Ian Sharp (SMART)
 Times on smart-timing.co.uk & mylaps.com

www.amb-it.com
 www.mylaps.com
 Licensed to: SMART

DDMC Sedric Bell Trophy Race Meeting

Monoposto 2000: C.2000; & 1600

Croft 2.100 Miles

Race 12 - Second Race

27/09/2009 15:30

Race (15:00 and 1 Laps)

POLE POSITION

2 6 Tristan CLIFFE 1:22.228
4 8 Nick ANSTRUTHER 1:24.190
6 34 Graham READ 1:27.251
8 47 Barry SMITH 1:28.517
10 20 Jeremy GOODMAN 1:28.868
12 36 Chris SPENCER 1:29.709
14 14 Mark SMITH 1:30.315
16 28 Lenny COLEMAN 1:31.406
18 66 David PARKINSON 1:34.120
20 57 Eddie GUEST 1:44.144

1 2 Neil HARRISON 1:21.914
3 1 Jeremy TIMMS 1:22.560
5 5 Russ GILES 1:26.416
7 9 Richard PURCELL 1:28.380
9 33 Terry CLARK 1:28.542
11 77 Geoff FERN 1:29.478
13 37 Mick KINGHORN 1:29.729
15 58 Nigel SMITH 1:30.417
17 17 Graham PROBYN 1:33.960
19 55 Tony COTTON 1:36.844

1
2
3
4
5
6
7
8
9
10

DDMC Sedric Bell Trophy Race Meeting

Sorted on Laps

MG Cockshoot Cup

Croft 2.100 Miles

Race 8 - Second Race

27/09/2009 13:15

Race (15:00 and 1 Laps) started at 13:09:21

Pos	No.	Name	Make/Model	CC	Clas	Laps	Total Tm	Diff	Best Tm Lap	Best Spd
1	8	Sean PETERS	MG Midget	1500	B	10	17:16.039		1:41.532 4	74.459
2	69	Peter BRAMBLE	MGB Roadster	1950	B	10	17:29.586	13.547	1:43.028 8	73.378
3	33	Alan BATES	MGB	1950	B	10	17:51.752	35.713	1:45.567 2	71.613
4	78	Ian WRIGHT	MG Midget	1330	A	10	18:03.357	47.318	1:47.007 5	70.650
5	82	Helen WADDINGTON	MG ZR160	1800	F	10	18:10.663	54.624	1:46.295 7	71.123
6	77	Paul RIGG	MGF VVC	1800	B	10	18:25.889	1:09.850	1:48.185 6	69.880
7	5	Jeremy TOES	MG Midget	1330	A	10	18:30.474	1:14.435	1:47.960 10	70.026
8	15	John WREGHITT	MGB Roadster	1840	A	10	18:34.211	1:18.172	1:48.689 3	69.556
9	24	Mike ROUSE	MGf VVC	1800	F	10	18:53.058	1:37.019	1:50.668 7	68.312
10	23	Stephen McKIE	Austin Healey Sprite	1275	A	10	19:01.382	1:45.343	1:49.135 3	69.272
11	76	Margaret FARQUHAR-RIGG	MGF VVC	1800	F	9	18:44.843	1 Lap	2:01.721 4	62.109

Not classified (80% = 8 Laps)

66	Chris EVANS	MG Midget	1800	B				DNS	0	-
----	-------------	-----------	------	---	--	--	--	-----	---	---

Margin of Victory	Avg. Speed	Best Lap Tm	Best Spd	Best Lap by
13.547	72.970	1:41.532	74.459	8 - Sean PETERS

Clerk of the Course - Chris Gibson

Orbits 4

Sig. Time www.amb-it.com

Chief Timekeeper - Ian Sharp (SMART) www.mylaps.com

Times on smart-timing.co.uk & mylaps.com Licensed to: SMART

Printed: 28/09/2009 19:58:18

DDMC Sedric Bell Trophy Race Meeting

MG Cockshoot Cup

Croft 2.100 Miles

Race 8 - Second Race

27/09/2009 13:15

Race (15:00 and 1 Laps) started at 13:09:21

Lap	Lap Tm	Diff	Time of Day
(8) Sean PETERS			
1	1:49.545	+8.013	13:11:11.984
2	1:42.468	+0.936	13:12:54.452
3	1:41.636	+0.104	13:14:36.088
4	1:41.532		13:16:17.620
5	1:41.946	+0.414	13:17:59.566
6	1:43.127	+1.595	13:19:42.693
7	1:42.491	+0.959	13:21:25.184
8	1:42.909	+1.377	13:23:08.093
9	1:44.219	+2.687	13:24:52.312
10	1:45.159	+3.627	13:26:37.471

Lap	Lap Tm	Diff	Time of Day
(69) Peter BRAMBLE			
1	1:50.491	+7.463	13:11:14.141
2	1:44.932	+1.904	13:12:59.073
3	1:43.198	+0.170	13:14:42.271
4	1:44.845	+1.817	13:16:27.116
5	1:43.902	+0.874	13:18:11.018
6	1:44.201	+1.173	13:19:55.219
7	1:44.059	+1.031	13:21:39.278
8	1:43.028		13:23:22.306
9	1:43.599	+0.571	13:25:05.905
10	1:45.113	+2.085	13:26:51.018

Lap	Lap Tm	Diff	Time of Day
(33) Alan BATES			
1	1:50.791	+5.224	13:11:14.155
2	1:45.567		13:12:59.722
3	1:45.764	+0.197	13:14:45.486
4	1:46.380	+0.813	13:16:31.866
5	1:46.462	+0.895	13:18:18.328
6	1:47.210	+1.643	13:20:05.538
7	1:46.822	+1.255	13:21:52.360
8	1:46.326	+0.759	13:23:38.686
9	1:47.002	+1.435	13:25:25.688
10	1:47.496	+1.929	13:27:13.184

Lap	Lap Tm	Diff	Time of Day
(78) Ian WRIGHT			
1	1:54.124	+7.117	13:11:18.235
2	1:47.542	+0.535	13:13:05.777
3	1:47.125	+0.118	13:14:52.902
4	1:47.205	+0.198	13:16:40.107
5	1:47.007		13:18:27.114
6	1:47.086	+0.079	13:20:14.200
7	1:47.413	+0.406	13:22:01.613
8	1:47.093	+0.086	13:23:48.706
9	1:47.705	+0.698	13:25:36.411
10	1:48.378	+1.371	13:27:24.789

Lap	Lap Tm	Diff	Time of Day
(82) Helen WADDINGTON			
1	1:54.554	+8.259	13:11:20.509
2	1:48.254	+1.959	13:13:08.763
3	1:48.486	+2.191	13:14:57.249
4	1:49.847	+3.552	13:16:47.096
5	1:48.354	+2.059	13:18:35.450
6	1:46.910	+0.615	13:20:22.360
7	1:46.295		13:22:08.655
8	1:48.151	+1.856	13:23:56.806
9	1:47.708	+1.413	13:25:44.514
10	1:47.581	+1.286	13:27:32.095

Lap	Lap Tm	Diff	Time of Day
(77) Paul RIGG			
1	1:55.308	+7.123	13:11:19.502
2	1:48.785	+0.600	13:13:08.287
3	1:48.606	+0.421	13:14:56.893
4	1:49.557	+1.372	13:16:46.450

Lap	Lap Tm	Diff	Time of Day
5	1:48.959	+0.774	13:18:35.409
6	1:48.185		13:20:23.594
7	1:49.543	+1.358	13:22:13.137
8	1:49.234	+1.049	13:24:02.371
9	1:50.607	+2.422	13:25:52.978
10	1:54.343	+6.158	13:27:47.321

Lap	Lap Tm	Diff	Time of Day
(5) Jeremy TOES			
1	1:55.600	+7.640	13:11:18.831
2	1:49.646	+1.686	13:13:08.477
3	1:49.674	+1.714	13:14:58.151
4	2:01.333	+13.373	13:16:59.484
5	1:50.489	+2.529	13:18:49.973
6	1:48.491	+0.531	13:20:38.464
7	1:48.915	+0.955	13:22:27.379
8	1:48.479	+0.519	13:24:15.858
9	1:48.088	+0.128	13:26:03.946
10	1:47.960		13:27:51.906

Lap	Lap Tm	Diff	Time of Day
(15) John WREGHITT			
1	1:57.096	+8.407	13:11:21.580
2	1:49.605	+0.916	13:13:11.185
3	1:48.689		13:14:59.874
4	1:50.196	+1.507	13:16:50.070
5	1:50.938	+2.249	13:18:41.008
6	1:52.734	+4.045	13:20:33.742
7	1:51.842	+3.153	13:22:25.584
8	1:49.527	+0.838	13:24:15.111
9	1:49.491	+0.802	13:26:04.602
10	1:51.041	+2.352	13:27:55.643

Lap	Lap Tm	Diff	Time of Day
(24) Mike ROUSE			
1	1:58.757	+8.089	13:11:23.375
2	1:50.765	+0.097	13:13:14.140
3	1:52.880	+2.212	13:15:07.020
4	1:51.972	+1.304	13:16:58.992
5	1:54.169	+3.501	13:18:53.161
6	1:50.840	+0.172	13:20:44.001
7	1:50.668		13:22:34.669
8	1:51.452	+0.784	13:24:26.121
9	1:53.449	+2.781	13:26:19.570
10	1:54.920	+4.252	13:28:14.490

Lap	Lap Tm	Diff	Time of Day
(23) Stephen McKIE			
1	1:57.131	+7.996	13:11:22.242
2	1:49.757	+0.622	13:13:11.999
3	1:49.135		13:15:01.134
4	1:51.950	+2.815	13:16:53.084
5	1:51.559	+2.424	13:18:44.643
6	1:53.177	+4.042	13:20:37.820
7	1:55.208	+6.073	13:22:33.028
8	1:58.067	+8.932	13:24:31.095
9	1:55.270	+6.135	13:26:26.365
10	1:56.449	+7.314	13:28:22.814

Lap	Lap Tm	Diff	Time of Day
(76) Margaret FARQUHAR-RIGG			
1	2:10.040	+8.319	13:11:35.788
2	2:02.206	+0.485	13:13:37.994
3	2:02.493	+0.772	13:15:40.487
4	2:01.721		13:17:42.208
5	2:04.869	+3.148	13:19:47.077
6	2:05.229	+3.508	13:21:52.306
7	2:06.821	+5.100	13:23:59.127
8	2:02.146	+0.425	13:26:01.273
9	2:05.002	+3.281	13:28:06.275

Clerk of the Course - Chris Gibson

Orbits 4

Sig. Time
 Chief Timekeeper - Ian Sharp (SMART)
 Times on smart-timing.co.uk & mylaps.com

www.amb-it.com
 www.mylaps.com
 Licensed to: SMART

DDMC Sedric Bell Trophy Race Meeting

Lapchart


MG Cockshoot Cup

Croft 2.100 Miles

Race 8 - Second Race

27/09/2009 13:15

Race (15:00 and 1 Laps) started at 13:09:21



Competitors	Laps										
	0	1	2	3	4	5	6	7	8	9	10
Sean PETERS (8)	1	8	8	8	8	8	8	8	8	8	8
Jeremy TOES (5)	2	5	69	69	69	69	69	69	69	69	69
Alan BATES (33)	3	33	33	33	33	33	33	33	33	33	33
Peter BRAMBLE (69)	4	69	78	78	78	78	78	78	78	78	78
Ian WRIGHT (78)	5	78	5	77	77	77	77	82	82	82	82
Paul RIGG (77)	6	77	77	5	82	82	82	77	77	77	77
John WREGHITT (15)	7	15	82	82	5	15	15	15	15	5	5
Mike ROUSE (24)	8	24	15	15	15	23	23	23	5	5	15
Stephen McKIE (23)	9	23	23	23	23	24	5	5	23	24	24
Margaret FARQUHAR-RIGG (76)	10	76	24	24	24	5	24	24	24	23	23
Helen WADDINGTON (82)	11	82	76	76	76	76	76	76	76	76	
-	12										

NSSCC Classes A,E,F,G

Croft 2.100 Miles

Race 9 - Second Race

27/09/2009 13:45

Race (15:00 and 1 Laps) started at 13:44:17

Pos	No.	Name	Make/Model	CC	Class	Laps	Total Tm	Diff	Best Tm	Best Spd
1	7	Phil MORRIS	Caterham 7	2298	E	11	16:39.308		1:29.540	84.432
2	69	Simon BLANCKLEY	Porsche 996 GT3	3600	A1	11	16:44.320	5.012	1:29.157	84.794
3	78	Jim GEDDIE	Porsche 996 GT3 Cup	3600	3	11	16:44.834	5.526	1:29.166	84.786
4	98	Simon DEATON	Mitsubishi Evo 5	2000T	A2	11	17:09.187	29.879	1:30.227	83.789
5	23	Tim EVANS	Subaru Impreza	2000T	A2	11	17:30.010	50.702	1:33.320	81.012
6	79	Andrew TATE	Porsche 996 RSR	3600	A1	11	17:32.275	52.967	1:31.556	82.572
7	8	David BOTTERILL	Porsche 944	2994	A1	11	17:32.342	53.034	1:33.779	80.615
8	30	Rachael FINNEY	Porsche 944t	2479	A1	11	17:34.242	54.934	1:33.766	80.626
9	18	Peter ISHERWOOD	Subaru Impreza	2000T	A2	11	17:43.096	1:03.788	1:34.078	80.359
10	61	Andy ROBINSON	Peugeot	1999	A2	11	17:44.547	1:05.239	1:34.081	80.356
11	4	David BONE	Westfield SeiW	2000	A2	11	18:14.044	1:34.736	1:36.510	78.334
12	11	Paul COLLINGWOOD	Sylva Riot	1600	E	10	16:46.233	1 Lap	1:36.958	77.972
13	68	Dave BENNETT	Porsche 996 Gt3 Cup	3600	A1	10	16:51.191	1 Lap	1:36.317	78.491
14	57	Brian MURPHY	Ginetta G20	1800	G	10	16:56.512	1 Lap	1:38.922	76.424
15	6	James HAMILL	Ginetta G20	1800	G	10	17:41.230	1 Lap	1:41.662	74.364
16	31	John HEWITSON	Westfield SE	1662	G	9	17:15.788	2 Laps	1:46.668	70.874
17	22	James BUCKTON	Westfield 11	1300	E	9	17:40.699	2 Laps	1:55.483	65.464
Not classified (80% = 8 Laps)										
DNF	21	Russel HENNESSY	Shelsley GTR	2300	A2	7	11:56.206	DNF	1:35.674	79.018
DNF	35	Fraser ROBERTSON	Porsche 996	3600	A1	5	16:34.809	DNF	1:32.148	82.042
DNF	86	Chris HUNTLEY	Subaru Impreza	1998	A2	4	6:28.414	DNF	1:34.179	80.273
DNF	24	Alan McPHERSON	Formula 27 Blade	919	F			DNF		-

Margin of Victory	Avg. Speed	Best Lap Tm	Best Spd	Best Lap by
5.012	83.218	1:29.157	84.794	69 - Simon BLANCKLEY

Clerk of the Course - Chris Gibson

Orbits 4

Sig. Time

www.amb-it.com

Chief Timekeeper - Ian Sharp (SMART)

www.mylaps.com

Times on smart-timing.co.uk & mylaps.com

Licensed to: SMART

DDMC Sedric Bell Trophy Race Meeting

NSSCC Classes A,E,F,G

Croft 2.100 Miles

Race 9 - Second Race

27/09/2009 13:45

Race (15:00 and 1 Laps) started at 13:44:17

Lap	Lap Tm	Diff	Time of Day	Lap	Lap Tm	Diff	Time of Day	Lap	Lap Tm	Diff	Time of Day
4	1:44.418	+2.756	13:51:31.344								
5	1:45.019	+3.357	13:53:16.363								
6	1:47.030	+5.368	13:55:03.393								
7	1:44.549	+2.887	13:56:47.942								
8	1:41.662		13:58:29.604								
9	1:43.441	+1.779	14:00:13.045								
10	1:45.756	+4.094	14:01:58.801								
(31) John HEWITSON											
1	1:53.833	+7.165	13:46:18.368								
2	1:48.002	+1.334	13:48:06.370								
3	1:46.668		13:49:53.038								
4	1:46.989	+0.321	13:51:40.027								
5	1:51.198	+4.530	13:53:31.225								
6	2:00.587	+13.919	13:55:31.812								
7	2:01.219	+14.551	13:57:33.031								
8	2:01.525	+14.857	13:59:34.556								
9	1:58.803	+12.135	14:01:33.359								
(22) James BUCKTON											
1	1:56.294	+0.811	13:46:20.872								
2	2:03.278	+7.795	13:48:24.150								
3	1:55.483		13:50:19.633								
4	1:57.150	+1.667	13:52:16.783								
5	1:57.148	+1.665	13:54:13.931								
6	1:56.856	+1.373	13:56:10.787								
7	1:56.038	+0.555	13:58:06.825								
8	1:55.578	+0.095	14:00:02.403								
9	1:55.867	+0.384	14:01:58.270								
(35) Fraser ROBERTSON											
1	1:44.352	+12.204	13:46:09.296								
2	1:35.516	+3.368	13:47:44.812								
3	1:32.148		13:49:16.960								
4	1:33.472	+1.324	13:50:50.432								
5	10:01.948	+8:29.800	14:00:52.380								
(21) Russel HENNESSY											
1	1:58.116	+22.442	13:46:20.473								
2	1:41.108	+5.434	13:48:01.581								
3	1:36.572	+0.898	13:49:38.153								
4	1:35.674		13:51:13.827								
5	1:37.554	+1.880	13:52:51.381								
6	1:36.380	+0.706	13:54:27.761								
p7	1:46.016	+10.342	13:56:13.777								
(86) Chris HUNTLEY											
1	1:41.429	+7.250	13:46:01.642								
2	1:35.494	+1.315	13:47:37.136								
3	1:34.670	+0.491	13:49:11.806								
4	1:34.179		13:50:45.985								

Clerk of the Course - Chris Gibson

Orbits 4

Sig. Time

www.amb-it.com

Chief Timekeeper - Ian Sharp (SMART)

www.mylaps.com

Times on smart-timing.co.uk & mylaps.com

Licensed to: SMART

NSSCC Classes A,E,F,G

Croft 2.100 Miles

Race 9 - Second Race

27/09/2009 13:45

Race (15:00 and 1 Laps) started at 13:44:17

Competitors	Laps											
	0	1	2	3	4	5	6	7	8	9	10	11
Peter ISHERWOOD (18)	1	18	7	7	7	7	7	7	7	7	7	7
Simon BLANCKLEY (69)	2	69	69	69	69	69	69	69	69	69	69	69
Phil MORRIS (7)	3	7	18	78	78	78	78	78	78	78	78	78
Simon DEATON (98)	4	98	23	18	98	98	98	98	98	98	98	98
Tim EVANS (23)	5	23	78	23	18	18	18	18	79	79	23	23
Chris HUNTLEY (86)	6	86	98	98	23	79	79	79	23	23	8	8
Andy ROBINSON (61)	7	61	86	79	79	23	23	23	18	18	30	30
Jim GEDDIE (78)	8	78	30	86	86	86	8	8	8	8	18	79
Andrew TATE (79)	9	79	79	30	30	8	30	30	30	30	79	18
David BONE (4)	10	4	8	8	8	30	61	61	61	61	61	61
Paul COLLINGWOOD (11)	11	11	4	35	35	35	4	4	4	4	4	4
Russel HENNESSY (21)	12	21	61	61	61	61	11	11	11	11	11	11
David BOTTERILL (8)	13	8	11	4	4	4	21	21	21	57	57	57
Rachael FINNEY (30)	14	30	35	11	11	11	57	57	57	6	6	6
James HAMILL (6)	15	6	57	57	57	57	6	6	6	68	68	
John HEWITSON (31)	16	31	6	21	21	21	31	31	31	31	31	
James BUCKTON (22)	17	22	31	6	6	6	22	22	68	22	22	
Brian MURPHY (57)	18	57	21	31	31	31	68	68	22			
Fraser ROBERTSON (35)	19	35	22	22	22	22	35					
Dave BENNETT (68)	20	68	68	68	68	68						
-	21											

DDMC Sedic Bell Trophy Race Meeting

Sorted on Laps

Monoposto 1000/1400/1800

Croft 2.100 Miles

Race 10 - Second Race

27/09/2009 14:15

Race (15:00 and 1 Laps) started at 14:17:42

Pos	No.	Name	Make/Model	CC	Class	C Laps	Total Tm	Diff	Best Tm	Lap	Best Spd
1	5	Chris WOODHOUSE	JKS RM04	1000	M10	12	16:30.336		1:20.485	3	93.931
2	23	Kat IMPEY	Jedi Mk6	1000	M10	12	16:37.491	7.155	1:20.880	12	93.472
3	16	Stephen BROOKS	JKS03	1000	M14	12	17:16.226	45.890	1:24.475	4	89.494
4	7	Geoff FERN	TFR 09	1000	M10	12	17:48.737	1:18.401	1:26.296	7	87.605
5	32	Darren FREEMAN	Jedi Mk6	1000	M10	12	17:49.372	1:19.036	1:25.158	8	88.776
6	15	Len TURNER	Jedi Mk6	998	M10	11	16:54.788	1 Lap	1:30.493	2	83.542
7	24	Matt HAYES	Jamun M7Z	1800	M18	11	16:55.814	1 Lap	1:31.240	7	82.858
8	64	Jim TIMMS	Van Diemen	1800	M18	11	16:56.169	1 Lap	1:30.841	7	83.222
9	51	Phillip NICHOLSON	Swift SC97Z	1800	M18	11	17:20.581	1 Lap	1:32.330	4	81.880
10	52	Michael DALE	Van Diemen RF82	2000	M18	11	17:21.411	1 Lap	1:32.735	4	81.523
11	63	Rupert READER	Formula Vauxhall	1800	M18	11	17:58.095	1 Lap	1:35.644	10	79.043
12	59	Jock SERGISON	Swift SC98Z	1800	M18	11	17:58.623	1 Lap	1:35.165	7	79.441
13	81	Christopher ANSTRUTHER	Formula Vauxhall	1600	M18	10	16:35.367	2 Laps	1:36.841	8	78.066
14	50	Geoff COWELL	Cowell-Hitech 003	998	M10	10	16:36.484	2 Laps	1:36.319	10	78.489
15	76	Chris HELLIWELL	Swift SC97	1800	M18	10	16:37.622	2 Laps	1:37.385	6	77.630

Not classified (80% = 9 Laps)

91	Douglas McLAY	Mygale SJ04	1800	M18	7	11:49.103	DNF	1:38.106	7	77.060
31	Dave RIPPIN	Speads RM03	1000	M10	3	5:08.095	DNF	1:32.281	2	81.924
82	Lance PRITCHARD	Van Diemen RF82	2000	M18			DNS		0	-

Announcements

New Track Record (1:20.485) for Monoposto 12F by Chris WOODHOUSE.

New Track Record (1:24.475) for Monoposto 1400 by Stephen BROOKS.

Margin of Victory	Avg. Speed	Best Lap Tm	Best Spd	Best Lap by
7.155	91.605	1:20.485	93.931	5 - Chris WOODHOUSE

Clerk of the Course - Chris Gibson

Orbits 4

Sig. Time

www.amb-it.com

Chief Timekeeper - Ian Sharp (SMART)

www.mylaps.com

Times on smart-timing.co.uk & mylaps.com

Licensed to: SMART

DDMC Sedric Bell Trophy Race Meeting


Monoposto 1000/1400/1800

Croft 2.100 Miles

Race 10 - Second Race

27/09/2009 14:15

Race (15:00 and 1 Laps) started at 14:17:42



Lap	Lap Tm	Diff	Time of Day
1	1:48.496	+10.390	14:19:35.385
2	1:41.402	+3.296	14:21:16.787
3	1:39.286	+1.180	14:22:56.073
4	1:38.842	+0.736	14:24:34.915
5	1:39.466	+1.360	14:26:14.381
6	1:38.692	+0.586	14:27:53.073
7	1:38.106		14:29:31.179

(31) Dave RIPPIN

1	1:45.173	+12.892	14:19:30.578
2	1:32.281		14:21:02.859
3	1:47.312	+15.031	14:22:50.171

Lap Lap Tm Diff Time of Day

Lap Lap Tm Diff Time of Day

DDMC Sedric Bell Trophy Race Meeting

Lapchart


Monoposto 1000/1400/1800

Croft 2.100 Miles

Race 10 - Second Race

27/09/2009 14:15

Race (15:00 and 1 Laps) started at 14:17:42



Competitors	Laps													
	0	1	2	3	4	5	6	7	8	9	10	11	12	
Geoff FERN (7)	1	7	5	5	5	5	5	5	5	5	5	5	5	5
Kat IMPEY (23)	2	23	23	23	23	23	23	23	23	23	23	23	23	23
Chris WOODHOUSE (5)	3	5	16	16	16	16	16	16	16	16	16	16	16	16
Stephen BROOKS (16)	4	16	7	7	7	7	7	7	7	7	32	7	7	7
Jim TIMMS (64)	5	64	24	15	15	32	32	32	32	32	7	32	32	32
Matt HAYES (24)	6	24	64	24	24	15	15	15	15	15	15	15	15	15
Phillip NICHOLSON (51)	7	51	15	64	64	24	24	24	24	24	24	24	24	24
Dave RIPPIN (31)	8	31	52	52	32	64	64	64	64	64	64	64	64	64
Michael DALE (52)	9	52	51	51	52	52	52	51	52	51	51	51	51	51
Len TURNER (15)	10	15	32	32	51	51	51	52	51	52	52	52	52	52
Chris HELLIWELL (76)	11	76	63	31	63	63	63	63	63	63	63	63	63	63
Rupert READER (63)	12	63	31	63	50	50	76	76	81	81	81	81	81	81
Douglas McLAY (91)	13	91	50	50	31	76	81	81	76	76	76	50	50	50
Geoff COWELL (50)	14	50	76	76	76	81	50	50	50	50	50	50	76	76
Christopher ANSTRUTHER (81)	15	81	81	81	81	91	91	91	91	91	59	59	59	59
Darren FREEMAN (32)	16	32	91	91	91	59	59	59	59	59	59	59	59	59
Jock SERGISON (59)	17	59	59	59	59	59	59	59	59	59	59	59	59	59
-	18													

DDMC Sedic Bell Trophy Race Meeting

Sorted on Laps

Porsche Club Championship

Croft 2.100 Miles

Race 11 - Second Race

27/09/2009 14:45

Race (30:00 Time) started at 14:47:35

Pos	No.	Name	Make/Model	CC	Class	Laps	Total Tm	Diff	Best Tm	Lap	Best Spd
1	14	Mark McALEER	Porsche 968 CS	3000	1	19	30:46.431		1:35.502	11	79.161
2	35	Ben DEMETRIOU	Porsche 968 CS	3000	1	19	30:55.785	9.354	1:35.966	11	78.778
3	2	Richard LAMBERT	Porsche 964 C2	3600	1	19	31:00.543	14.112	1:36.808	4	78.093
4	1	Jeremy CLARK	Porsche 944 C2	3000	2	19	31:01.810	15.379	1:36.509	13	78.335
5	39	Chris DYER	Porsche 944 S2	3000	2	19	31:18.198	31.767	1:37.067	4	77.884
6	8	David BOTTERILL	Porsche 964 C2	3600	1	19	31:31.085	44.654	1:37.236	9	77.749
7	68	Richard HIGGINS	Porsche 968 CS	3000	1	19	31:35.254	48.823	1:37.409	18	77.611
8	3	Peter MORRIS	Porsche 968 CS	3000	1	19	31:38.764	52.333	1:37.236	12	77.749
9	10	Richard ELLIS	Porsche 993 C2	3600	1	19	31:46.226	59.795	1:37.767	15	77.327
10	20	John WILLIAMS	Porsche 911 CS	3200	1	19	31:48.099	1:01.668	1:37.990	15	77.151
11	85	Tim BATES	Porsche 911 SC	3000	2	19	31:51.171	1:04.740	1:38.552	18	76.711
12	60	Adrian STOCK	Porsche 968 CS	3000	1	19	32:09.199	1:22.768	1:40.000	17	75.600
13	90	Paul FOLLETT	Porsche 968 CS	3000	1	19	32:09.937	1:23.506	1:39.743	4	75.795
14	65	Mike CLAPHAM	Porsche 944 S2	3000	2	18	30:52.563	1 Lap	1:40.947	5	74.891
15	11	Anthony OLIVER	Porsche 911 SC	3000	3	18	31:48.761	1 Lap	1:41.811	3	74.255
16	99	Marcus CARNIEL	Porsche 964 SC	3600	1	18	31:51.464	1 Lap	1:37.044	18	77.903
17	36	John GILMORE	Porsche 911 SC	3000	2	18	32:04.378	1 Lap	1:43.851	7	72.797
18	33	Malcolm JONES	Porsche 964 C2	3600	1	18	32:19.054	1 Lap	1:43.765	8	72.857
19	29	Ian BALAAM	Porsche 944 C2	3000	2	16	31:16.673	3 Laps	1:49.695	16	68.918

Margin of Victory	Avg. Speed	Best Lap Tm	Best Spd	Best Lap by
9.354	77.793	1:35.502	79.161	14 - Mark McALEER

Clerk of the Course - Chris Gibson

Orbits 4

Sig.

Time

www.amb-it.com

Chief Timekeeper - Ian Sharp (SMART)

www.mylaps.com

Times on smart-timing.co.uk & mylaps.com

Licensed to: SMART

Printed: 27/09/2009 15:21:32

DDMC Sedric Bell Trophy Race Meeting

Lapchart


Porsche Club Championship

Croft 2.100 Miles

Race 11 - Second Race

27/09/2009 14:45

Race (30:00 Time) started at 14:47:35



Competitors	Laps																			
	0	1	2	3	4	5	6	7	8	9	10	11	12	13	14	15	16	17	18	19
Mark McALEER (14)	1	14	2	2	2	2	2	14	14	14	14	14	14	14	14	14	14	14	14	14
Jeremy CLARK (1)	2	1	35	35	35	35	35	2	35	35	35	35	35	35	35	35	35	35	35	35
Ben DEMETRIOU (35)	3	35	14	14	14	14	14	35	2	2	2	2	2	2	2	2	2	2	2	2
Marcus CARNIEL (99)	4	99	39	39	39	39	39	39	1	1	1	1	1	1	1	1	1	1	1	1
Richard LAMBERT (2)	5	2	8	8	8	1	1	1	39	8	8	39	39	39	39	39	39	39	39	39
David BOTTERILL (8)	6	8	1	1	1	8	8	8	8	39	39	8	8	8	8	8	8	8	8	8
Peter MORRIS (3)	7	3	85	68	68	68	68	68	68	68	68	68	68	68	68	68	68	68	68	68
Chris DYER (39)	8	39	20	20	20	20	20	20	20	20	20	20	20	3	3	3	3	3	3	3
Richard ELLIS (10)	9	10	68	10	10	10	10	10	10	10	3	10	3	20	10	10	10	10	10	10
John WILLIAMS (20)	10	20	10	60	60	60	3	3	3	3	10	3	10	10	20	20	20	20	20	20
Tim BATES (85)	11	85	60	85	85	85	60	85	85	85	85	85	85	85	85	85	85	85	85	85
Paul FOLLETT (90)	12	90	65	3	3	3	85	60	60	60	60	60	60	60	60	60	60	60	60	60
Mike CLAPHAM (65)	13	65	3	65	65	90	90	90	90	90	90	90	90	90	90	90	90	90	90	90
Richard HIGGINS (68)	14	68	33	90	90	65	65	65	65	65	65	65	65	65	65	65	65	65	65	65
Anthony OLIVER (11)	15	11	90	11	11	11	11	11	11	11	11	11	11	11	11	11	11	11	11	11
Adrian STOCK (60)	16	60	11	33	33	33	33	36	36	36	36	36	36	36	36	36	36	36	99	99
Malcolm JONES (33)	17	33	36	36	36	36	36	33	33	33	33	33	33	33	33	33	33	33	99	36
John GILMORE (36)	18	36	29	29	29	29	29	29	29	99	99	99	99	99	99	99	99	99	33	33
Ian BALAAM (29)	19	29	99	99	99	99	99	99	99	29	29	29	29	29	29	29	29	29	29	29

DDMC Sedric Bell Trophy Race Meeting

Sorted on Laps

Monoposto 2000: C.2000; & 1600

Croft 2.100 Miles

Race 12 - Second Race

27/09/2009 15:30

Race (15:00 and 1 Laps) started at 15:37:28

Pos	No.	Name	Make/Model	CC	Class C	Laps	Total Tm	Diff	Best Tm	Lap	Best Spd
1	1	Jeremy TIMMS	Dallara F397	2000	M20	12	16:38.088		1:20.684	3	93.699
2	2	Neil HARRISON	Dallara F398	2000	M20	12	16:50.438	12.350	1:21.848	9	92.366
3	6	Tristan CLIFFE	Dallara F98	2000	M20	12	16:51.061	12.973	1:21.548	4	92.706
4	8	Nick ANSTRUTHER	Bowman BC3	2000	C20	12	17:15.705	37.617	1:24.130	3	89.861
5	9	Richard PURCELL	Vauxhall Lotus	2000	C20	12	17:38.216	1:00.128	1:26.274	9	87.628
6	34	Graham READ	Dallara F300	2000	M20	12	17:38.565	1:00.477	1:25.957	10	87.951
7	47	Barry SMITH	Van Diemen FX02	2000	M20	12	17:49.414	1:11.326	1:26.685	3	87.212
8	5	Russ GILES	Reynard 913	2000	C20	12	18:07.441	1:29.353	1:26.685	2	87.212
9	20	Jeremy GOODMAN	Ralt RT	2000	C20	11	16:44.580	1 Lap	1:29.552	8	84.420
10	33	Terry CLARK	Vauxhall Lotus	2000	C20	11	16:44.753	1 Lap	1:29.613	8	84.363
11	36	Chris SPENCER	Formula Vauxhall	2000	C20	11	16:45.901	1 Lap	1:29.766	8	84.219
12	77	Geoff FERN	Van Diemen	1600	M16	11	16:52.820	1 Lap	1:30.487	4	83.548
13	58	Nigel SMITH	Vauxhall Junior	1600	M16	11	16:54.164	1 Lap	1:30.156	7	83.855
14	28	Lenny COLEMAN	Vauxhall Lotus	2000	C20	11	16:58.544	1 Lap	1:30.482	7	83.553
15	17	Graham PROBYN	Reynard 863	2000	C20	11	17:38.084	1 Lap	1:34.064	10	80.371
16	66	David PARKINSON	Raynard FF83	1600	M16	11	17:39.352	1 Lap	1:33.754	4	80.637
17	55	Tony COTTON	Formula Vauxhall	1600	M16	11	17:53.182	1 Lap	1:34.649	4	79.874
18	14	Mark SMITH	Tatuus RC97	1998	C20	11	18:03.475	1 Lap	1:34.672	4	79.855
19	57	Eddie GUEST	Lola T640	1600	M16	10	17:56.014	2 Laps	1:45.111	3	71.924

Not classified (80% = 9 Laps)

37	Mick KINGHORN	Mygale Novis	1998	M20	4	6:26.036	DNF	1:31.762	3	82.387
----	---------------	--------------	------	-----	---	----------	-----	----------	---	--------

Announcements

New Track Record (1:20.684) for Monoposto 2000 by Jeremy TIMMS.

Margin of Victory	Avg. Speed	Best Lap Tm	Best Spd	Best Lap by
12.350	90.894	1:20.684	93.699	1 - Jeremy TIMMS

Clerk of the Course - Chris Gibson

Orbits 4

Sig.
 Chief Timekeeper - Ian Sharp (SMART)
 Times on smart-timing.co.uk & mylaps.com

www.amb-it.com
 www.mylaps.com
 Licensed to: SMART

Printed: 28/09/2009 20:15:09

DDMC Sedric Bell Trophy Race Meeting

Monoposto 2000: C.2000; & 1600

Croft 2.100 Miles

Race 12 - Second Race

27/09/2009 15:30

Race (15:00 and 1 Laps) started at 15:37:28

Lap	Lap Tm	Diff	Time of Day
7	1:34.610	+0.546	15:48:49.395
8	1:34.737	+0.673	15:50:24.132
9	1:34.450	+0.386	15:51:58.582
10	1:34.064		15:53:32.646
11	1:34.131	+0.067	15:55:06.777

(66) David PARKINSON

1	1:40.491	+6.737	15:39:14.155
2	1:34.503	+0.749	15:40:48.658
3	1:35.431	+1.677	15:42:24.089
4	1:33.754		15:43:57.843
5	1:38.444	+4.690	15:45:36.287
6	1:39.381	+5.627	15:47:15.668
7	1:34.922	+1.168	15:48:50.590
8	1:34.361	+0.607	15:50:24.951
9	1:34.344	+0.590	15:51:59.295
10	1:34.354	+0.600	15:53:33.649
11	1:34.396	+0.642	15:55:08.045

(55) Tony COTTON

1	1:41.891	+7.242	15:39:15.767
2	1:36.348	+1.699	15:40:52.115
3	1:35.499	+0.850	15:42:27.614
4	1:34.649		15:44:02.263
5	1:36.643	+1.994	15:45:38.906
6	1:37.073	+2.424	15:47:15.979
7	1:37.201	+2.552	15:48:53.180
8	1:37.666	+3.017	15:50:30.846
9	1:36.253	+1.604	15:52:07.099
10	1:36.260	+1.611	15:53:43.359
11	1:38.516	+3.867	15:55:21.875

(14) Mark SMITH

1	1:39.659	+4.987	15:39:12.535
2	1:35.005	+0.333	15:40:47.540
3	1:34.743	+0.071	15:42:22.283
4	1:34.672		15:43:56.955
5	1:38.524	+3.852	15:45:35.479
6	1:38.189	+3.517	15:47:13.668
7	1:38.805	+4.133	15:48:52.473
8	1:37.742	+3.070	15:50:30.215
9	1:40.009	+5.337	15:52:10.224
10	1:40.368	+5.696	15:53:50.592
11	1:41.576	+6.904	15:55:32.168

(57) Eddie GUEST

1	1:48.362	+3.251	15:39:23.304
2	1:45.690	+0.579	15:41:08.994
3	1:45.111		15:42:54.105
4	1:48.672	+3.561	15:44:42.777
5	1:47.504	+2.393	15:46:30.281
6	1:47.880	+2.769	15:48:18.161
7	1:47.113	+2.002	15:50:05.274
8	1:45.617	+0.506	15:51:50.891
9	1:46.669	+1.558	15:53:37.560
10	1:47.147	+2.036	15:55:24.707

(37) Mick KINGHORN

1	1:34.109	+2.347	15:40:50.635
2	1:32.332	+0.570	15:42:22.967
3	1:31.762		15:43:54.729

Lap	Lap Tm	Diff	Time of Day
-----	--------	------	-------------

Lap	Lap Tm	Diff	Time of Day
-----	--------	------	-------------

Clerk of the Course - Chris Gibson

Orbits 4

Sig. Time
Chief Timekeeper - Ian Sharp (SMART)
Times on smart-timing.co.uk & mylaps.com

www.amb-it.com
www.mylaps.com
Licensed to: SMART

DDMC Sedric Bell Trophy Race Meeting

Lapchart


Monoposto 2000: C.2000; & 1600

Croft 2.100 Miles

Race 12 - Second Race

27/09/2009 15:30

Race (15:00 and 1 Laps) started at 15:37:28



Competitors	Laps													
	0	1	2	3	4	5	6	7	8	9	10	11	12	
Neil HARRISON (2)	1	2	1	1	1	1	1	1	1	1	1	1	1	1
Tristan CLIFFE (6)	2	6	2	2	2	2	2	2	2	6	6	6	2	2
Jeremy TIMMS (1)	3	1	6	6	6	6	6	6	6	2	2	2	6	6
Nick ANSTRUTHER (8)	4	8	8	8	8	8	8	8	8	8	8	8	8	8
Russ GILES (5)	5	5	5	5	5	5	5	5	9	9	9	9	9	9
Richard PURCELL (9)	6	9	9	9	9	9	9	9	5	5	5	34	34	34
Barry SMITH (47)	7	47	47	47	47	47	47	47	47	47	47	47	47	47
Graham READ (34)	8	34	20	20	34	34	34	34	34	34	34	5	5	5
Jeremy GOODMAN (20)	9	20	34	34	20	20	33	20	20	20	20	20	20	20
Terry CLARK (33)	10	33	33	33	33	33	20	33	33	33	33	33	33	33
Geoff FERN (77)	11	77	77	77	77	77	36	36	36	36	36	36	36	36
Mark SMITH (14)	12	14	36	36	36	36	77	77	77	77	77	77	77	77
Chris SPENCER (36)	13	36	58	58	58	58	58	58	58	58	58	58	58	58
Nigel SMITH (58)	14	58	14	28	28	28	28	28	28	28	28	28	28	28
Lenny COLEMAN (28)	15	28	28	14	14	14	14	14	14	17	17	17	17	17
David PARKINSON (66)	16	66	66	66	66	66	66	17	66	66	66	66	66	66
Graham PROBYN (17)	17	17	17	17	17	17	17	66	14	14	55	55	55	55
Tony COTTON (55)	18	55	55	55	55	55	55	55	55	55	14	14	14	14
Eddie GUEST (57)	19	57	57	57	57	57	57	57	57	57	57	57	57	57
Mick KINGHORN (37)	20	37	37	37	37	37	37	37	37	37	37	37	37	37

DDMC Sedric Bell Trophy Race Meeting

Sorted on Laps

NSSCC Classes B,C,D,H

Croft 2.100 Miles

Race 12A - Second Race

27/09/2009 16:00

Race (15:00 and 1 Laps) started at 16:13:57

Pos	No.	Name	Make/Model	CC	Class C	Laps	Total Tm	Diff	Best Tm	Lap	Best Spd
1	98	Simon DEATON	Mitsubishi Evo 5	2000T	B	11	17:20.453		1:32.874	3	81.401
2	54	Andrew MORRISON	Seat Leon Cupra	1998	B	11	17:21.761	1.308	1:32.787	8	81.477
3	44	Michael CUTT	BMW M3	3000	B	11	17:41.603	21.150	1:34.734	2	79.802
4	10	Mark CAMPBELL	Triumph TR5	2500	H	11	17:49.876	29.423	1:35.089	4	79.504
5	86	Chris HUNTLEY	Subaru Impreza	1998	B	11	18:08.587	48.134	1:36.982	2	77.953
6	61	Andy ROBINSON	Ford Fiesta XR2	1600	D	11	18:10.293	49.840	1:37.727	3	77.358
7	9	David BREWIS	Lotus Elise	1800	C	11	18:28.251	1:07.798	1:38.912	5	76.432
8	66	Paul MOSS	Citroen Saxo	1600	D	11	18:40.075	1:19.622	1:39.875	3	75.695
9	70	Mark ARMSTRONG	Rover 200	1600	C	11	18:41.582	1:21.129	1:40.190	10	75.457
10	1	Gavin LEE	Ford Fiesta XR2	1600	D	11	18:41.875	1:21.422	1:39.796	10	75.755
11	33	Robert BARNES	Vauxhall Corsa	1998	C	11	18:53.413	1:32.960	1:39.933	6	75.651
12	49	Mike WILLIAMSON	BMW 325 E30	2500	B	11	18:56.193	1:35.740	1:41.221	7	74.688
13	16	Mick STARKEY	Ford Fiesta XR2	1600	D	10	17:20.971	1 Lap	1:42.151	5	74.008
14	67	Peter DIXON	Honda Civic	1600	D	10	17:23.283	1 Lap	1:41.366	3	74.581
15	41	Malcolm DEARNLEY	Morgan 4/4	1700	H	10	17:34.248	1 Lap	1:42.899	3	73.470
16	69	Simon BLANCKLEY	Seat Leon	1998	B	10	17:42.512	1 Lap	1:33.673	5	80.706
17	71	Neil ARMSTRONG	Seat Ibeza	2000	C	10	17:55.530	1 Lap	1:45.427	2	71.708
18	5	Terry WRIGHT	Rover 100	1600	D	10	17:59.176	1 Lap	1:44.523	3	72.329
19	55	Daniel McKAY	Ford Fiesta XR2	1600	D	10	18:00.276	1 Lap	1:45.966	6	71.344
20	27	Les COWBURN	Porsche 924	2000	C	10	18:35.511	1 Lap	1:48.310	9	69.800
21	72	Andrew BLYTHE	Porsche 924	1998	C	9	17:39.029	2 Laps	1:52.709	9	67.075
22	43	Scott ROBSON	Ford Fiesta XR2	1600	D	9	17:49.084	2 Laps	1:55.570	3	65.415

Not classified (80% = 8 Laps)

46	Ian HUMPTISH	VW Beetle RSi	3200	B	4	6:53.158	DNF	1:38.809	4	76.511
82	David SWALES	Ford Fiesta	1600	D	3	5:11.191	DNF	1:40.344	3	75.341

Announcements

New Track Record (1:35.089) for NSSC Sports/Sal. (H) by Mark CAMPBELL.

Margin of Victory	Avg. Speed	Best Lap Tm	Best Spd	Best Lap by
1.308	79.927	1:32.787	81.477	54 - Andrew MORRISON

Clerk of the Course - Chris Gibson

Orbits 4

Sig.
 Chief Timekeeper - Ian Sharp (SMART)
 Times on smart-timing.co.uk & mylaps.com

www.amb-it.com
 www.mylaps.com
 Licensed to: SMART

Printed: 27/09/2009 17:32:33

DDMC Sedric Bell Trophy Race Meeting

NSSCC Classes B,C,D,H

Croft 2.100 Miles

Race 12A - Second Race

27/09/2009 16:00

Race (15:00 and 1 Laps) started at 16:13:57

Lap	Lap Tm	Diff	Time of Day
2	1:43.771	+0.872	16:17:38.114
3	1:42.899		16:19:21.013
4	1:44.526	+1.627	16:21:05.539
5	1:44.302	+1.403	16:22:49.841
6	1:44.895	+1.996	16:24:34.736
7	1:44.119	+1.220	16:26:18.855
8	1:43.992	+1.093	16:28:02.847
9	1:45.113	+2.214	16:29:47.960
10	1:44.058	+1.159	16:31:32.018

(69) Simon BLANCKLEY

1	1:41.082	+7.409	16:15:40.389
2	1:36.640	+2.967	16:17:17.029
3	1:33.861	+0.188	16:18:50.890
4	1:34.695	+1.022	16:20:25.585
5	1:33.673		16:21:59.258
6	1:34.802	+1.129	16:23:34.060
7	1:34.630	+0.957	16:25:08.690
8	1:34.666	+0.993	16:26:43.356
p9	1:48.321	+14.648	16:28:31.677
10	3:08.605	+1:34.932	16:31:40.282

(71) Neil ARMSTRONG

1	1:52.215	+6.788	16:15:55.947
2	1:45.427		16:17:41.374
3	1:45.582	+0.155	16:19:26.956
4	1:47.116	+1.689	16:21:14.072
5	1:46.324	+0.897	16:23:00.396
6	1:45.715	+0.288	16:24:46.111
7	1:46.014	+0.587	16:26:32.125
8	1:46.941	+1.514	16:28:19.066
9	1:45.997	+0.570	16:30:05.063
10	1:48.237	+2.810	16:31:53.300

(5) Terry WRIGHT

1	1:49.804	+5.281	16:15:53.845
2	1:44.813	+0.290	16:17:38.658
3	1:44.523		16:19:23.181
4	1:46.436	+1.913	16:21:09.617
5	1:48.273	+3.750	16:22:57.890
6	1:47.237	+2.714	16:24:45.127
7	1:47.943	+3.420	16:26:33.070
8	1:48.257	+3.734	16:28:21.327
9	1:48.481	+3.958	16:30:09.808
10	1:47.138	+2.615	16:31:56.946

(55) Daniel McKAY

1	1:53.045	+7.079	16:15:57.260
2	1:46.831	+0.865	16:17:44.091
3	1:46.070	+0.104	16:19:30.161
4	1:46.283	+0.317	16:21:16.444
5	1:46.173	+0.207	16:23:02.617
6	1:45.966		16:24:48.583
7	1:46.074	+0.108	16:26:34.657
8	1:47.920	+1.954	16:28:22.577
9	1:47.995	+2.029	16:30:10.572
10	1:47.474	+1.508	16:31:58.046

(27) Les COWBURN

1	1:55.420	+7.110	16:16:01.027
2	1:50.225	+1.915	16:17:51.252

Lap	Lap Tm	Diff	Time of Day
3	1:49.581	+1.271	16:19:40.833
4	1:50.999	+2.689	16:21:31.832
5	1:50.670	+2.360	16:23:22.502
6	1:52.640	+4.330	16:25:15.142
7	1:50.576	+2.266	16:27:05.718
8	1:50.004	+1.694	16:28:55.722
9	1:48.310		16:30:44.032
10	1:49.249	+0.939	16:32:33.281

(72) Andrew BLYTHE

1	2:00.688	+7.979	16:16:06.995
2	1:56.289	+3.580	16:18:03.284
3	1:55.752	+3.043	16:19:59.036
4	1:56.424	+3.715	16:21:55.460
5	2:00.047	+7.338	16:23:55.507
6	1:58.213	+5.504	16:25:53.720
7	1:56.065	+3.356	16:27:49.785
8	1:54.305	+1.596	16:29:44.090
9	1:52.709		16:31:36.799

(43) Scott ROBSON

1	2:01.099	+5.529	16:16:07.093
2	1:58.068	+2.498	16:18:05.161
3	1:55.570		16:20:00.731
4	1:56.030	+0.460	16:21:56.761
5	2:01.055	+5.485	16:23:57.816
6	1:57.785	+2.215	16:25:55.601
7	1:58.720	+3.150	16:27:54.321
8	1:56.427	+0.857	16:29:50.748
9	1:56.106	+0.536	16:31:46.854

(46) Ian HUMPHISH

1	1:47.526	+8.717	16:15:48.681
2	1:42.455	+3.646	16:17:31.136
3	1:40.983	+2.174	16:19:12.119
4	1:38.809		16:20:50.928

(82) David SWALES

1	1:45.307	+4.963	16:15:48.050
2	1:40.567	+0.223	16:17:28.617
3	1:40.344		16:19:08.961

Clerk of the Course - Chris Gibson

Orbits 4

Sig. Time

www.amb-it.com

Chief Timekeeper - Ian Sharp (SMART)

www.mylaps.com

Times on smart-timing.co.uk & mylaps.com

Licensed to: SMART

NSSCC Classes B,C,D,H

Croft 2.100 Miles

Race 12A - Second Race

27/09/2009 16:00

Race (15:00 and 1 Laps) started at 16:13:57

Competitors	Laps											
	0	1	2	3	4	5	6	7	8	9	10	11
Michael CUTT (44)	1	44	98	98	98	98	98	98	98	98	98	98
Simon BLANCKLEY (69)	2	69	44	44	44	54	54	54	54	54	54	54
Mark CAMPBELL (10)	3	10	10	54	54	69	69	69	69	69	44	44
Simon DEATON (98)	4	98	69	10	69	44	44	44	44	44	10	10
Andrew MORRISON (54)	5	54	54	69	10	10	10	10	10	10	69	86
Andy ROBINSON (61)	6	61	86	86	86	86	86	86	86	86	61	61
Chris HUNTLEY (86)	7	86	61	61	61	61	61	61	61	61	9	9
David BREWIS (9)	8	9	9	9	9	9	9	9	9	9	9	66
Ian HUMPIH (46)	9	46	49	66	66	66	66	66	66	66	70	70
Paul MOSS (66)	10	66	66	82	82	46	1	1	1	70	70	1
Robert BARNES (33)	11	33	82	49	49	1	70	70	70	1	1	33
Mike WILLIAMSON (49)	12	49	46	1	46	70	49	49	49	49	49	49
Peter DIXON (67)	13	67	1	46	1	49	16	67	33	33	33	16
Gavin LEE (1)	14	1	70	70	70	33	67	16	16	16	16	67
Mark ARMSTRONG (70)	15	70	67	67	67	67	33	33	67	67	67	41
David SWALES (82)	16	82	33	33	33	16	41	41	41	41	41	69
Malcolm DEARNLEY (41)	17	41	16	16	16	41	5	5	71	71	71	71
Mick STARKEY (16)	18	16	5	41	41	5	71	71	5	5	5	5
Neil ARMSTRONG (71)	19	71	41	5	5	71	55	55	55	55	55	55
Terry WRIGHT (5)	20	5	71	71	71	55	27	27	27	27	27	27
Daniel McKAY (55)	21	55	55	55	55	27	72	72	72	72	72	72
Les COWBURN (27)	22	27	27	27	27	72	43	43	43	43	43	43
Scott ROBSON (43)	23	43	72	72	72	43						
Andrew BLYTHE (72)	24	72	43	43	43							

DDMC Sedic Bell Trophy Race Meeting

Sorted on Laps

Sedic Bell Trophy

Croft 2.100 Miles

Race 14 - Second Race

27/09/2009 16:30

Race (20:00 Time) started at 16:59:41

Pos	No.	Name	Make/Model	CC	Class C	Laps	Total Tm	Diff	Best Tm	Lap	Best Spd
1	12	Jeff WILSON	Jade Trackstar	2000	2	14	20:24.503		1:24.837	13	89.112
2	78	Jim GEDDIE	Porsche 996 Cup	3600	3 - 2	14	21:25.888	1:01.385	1:30.349	14	83.676
3	35	Fraser ROBERTSON	Porsche 996	3600	3 - 1	14	21:28.470	1:03.967	1:30.442	14	83.589
4	68	Marcus FOTHERGILL	Porsche 996 GT3	3600	3 - 2	14	21:52.761	1:28.258	1:31.471	3	82.649
5	79	Andrew TATE	Porsche 996 RSR	3600	A1	13	20:26.268	1 Lap	1:32.302	9	81.905
6	44	Mike CUTT	BMW M3	2996	SSB	13	21:06.186	1 Lap	1:35.085	3	79.508
7	47	Mike JOHNSON	Porsche 911 SC	3800	3 - 3	13	21:11.039	1 Lap	1:36.180	13	78.603
8	8	David BOTTERILL	Porsche 964 C2	3600	1	13	21:41.975	1 Lap	1:38.177	5	77.004
9	66	Paul MOSS	Citroen Saxo	1600	D	13	21:42.522	1 Lap	1:38.474	10	76.772
10	57	Brian MURPHY	Ginetta G20	1800		13	21:47.624	1 Lap	1:38.067	13	77.090
11	39	Chris DYER	Porsche 944 S2	3000	2	13	21:49.362	1 Lap	1:38.093	12	77.070
12	1	Gavin LEE	Ford Fiesta XR2	1600	D	13	21:52.943	1 Lap	1:39.268	10	76.157
13	49	Mike WILLIAMSON	BMW 325 E30	2500	B	12	20:37.511	2 Laps	1:40.446	3	75.264
14	10	Richard ELLIS	Porsche 993 C2	3600	1	12	20:40.377	2 Laps	1:40.986	8	74.862
15	6	James HAMILL	Ginetta G20	1800	G	12	20:54.101	2 Laps	1:41.201	5	74.703
16	9	David WHELAN	Porsche 993 RSR	3600	3 - 2	12	21:22.830	2 Laps	1:43.037	11	73.372
17	27	Les COWBURN	Porsche 924	2000	C	12	21:43.715	2 Laps	1:45.493	10	71.664
18	72	Andrew BLYTHE	Porsche 924	1998	C	11	21:11.643	3 Laps	1:51.360	6	67.888

Not classified (80% = 11 Laps)

19	Dave BREWIS	Lotus Elise	1800	C	11	19:00.294	DNF	1:38.011	4	77.134
90	Andrew WAREING	Lotus Europa	2298	1	2	3:10.293	DNF	1:32.834	2	81.436
7	Mark CHILTON	Porsche 993 GT3	5400	3 - 1	2	3:11.130	DNF	1:30.853	2	83.211
18	Peter ISHERWOOD	Subaru Impreza	2000T	1			DNS		0	-
23	Tim EVANS	Subaru Impreza	2000T	1			DNS		0	-

Margin of Victory	Avg. Speed	Best Lap Tm	Best Spd	Best Lap by
1:01.385	86.435	1:24.837	89.112	12 - Jeff WILSON

Clerk of the Course - Chris Gibson

Orbits 4

Sig. Time
 Chief Timekeeper - Ian Sharp (SMART)
 Times on smart-timing.co.uk & mylaps.com

www.amb-it.com
 www.mylaps.com
 Licensed to: SMART

Printed: 27/09/2009 17:23:25

DDMC Sedric Bell Trophy Race Meeting

Sedric Bell Trophy

Croft 2.100 Miles

Race 14 - Second Race

27/09/2009 16:30

Race (20:00 Time) started at 16:59:41

Lap	Lap Tm	Diff	Time of Day
(10) Richard ELLIS			
1	1:51.201	+0.215	17:01:38.325
2	1:44.385	+3.399	17:03:22.710
3	1:42.953	+1.967	17:05:05.663
4	1:41.562	+0.576	17:06:47.225
5	1:41.275	+0.289	17:08:28.500
6	1:41.842	+0.856	17:10:10.342
7	1:41.128	+0.142	17:11:51.470
8	1:40.986		17:13:32.456
9	1:43.261	+2.275	17:15:15.717
10	1:42.632	+1.646	17:16:58.349
11	1:41.631	+0.645	17:18:39.980
12	1:41.686	+0.700	17:20:21.666

(6) James HAMILL			
1	1:52.301	+11.100	17:01:39.787
2	1:44.010	+2.809	17:03:23.797
3	1:42.619	+1.418	17:05:06.416
4	1:41.995	+0.794	17:06:48.411
5	1:41.201		17:08:29.612
6	1:44.055	+2.854	17:10:13.667
7	1:42.688	+1.487	17:11:56.355
8	1:42.919	+1.718	17:13:39.274
9	1:42.963	+1.762	17:15:22.237
10	1:46.650	+5.449	17:17:08.887
11	1:43.230	+2.029	17:18:52.117
12	1:43.273	+2.072	17:20:35.390

(9) David WHELAN			
1	1:52.234	+9.197	17:01:37.151
2	1:47.015	+3.978	17:03:24.166
3	1:49.199	+6.162	17:05:13.365
4	1:47.844	+4.807	17:07:01.209
5	1:47.163	+4.126	17:08:48.372
6	1:46.031	+2.994	17:10:34.403
7	1:45.472	+2.435	17:12:19.875
8	1:45.873	+2.836	17:14:05.748
9	1:45.777	+2.740	17:15:51.525
10	1:45.190	+2.153	17:17:36.715
11	1:43.037		17:19:19.752
12	1:44.367	+1.330	17:21:04.119

(27) Les COWBURN			
1	1:52.509	+7.016	17:01:40.419
2	1:45.673	+0.180	17:03:26.092
3	1:49.352	+3.859	17:05:15.444
4	1:48.181	+2.688	17:07:03.625
5	1:50.410	+4.917	17:08:54.035
6	1:46.519	+1.026	17:10:40.554
7	1:49.940	+4.447	17:12:30.494
8	1:46.223	+0.730	17:14:16.717
9	1:47.685	+2.192	17:16:04.402
10	1:45.493		17:17:49.895
11	1:47.716	+2.223	17:19:37.611
12	1:47.393	+1.900	17:21:25.004

(72) Andrew BLYTHE			
1	1:56.517	+5.157	17:01:44.066
2	1:52.106	+0.746	17:03:36.172
3	1:54.050	+2.690	17:05:30.222
4	1:51.683	+0.323	17:07:21.905
5	1:52.255	+0.895	17:09:14.160
6	1:51.360		17:11:05.520
7	1:57.623	+6.263	17:13:03.143
8	1:55.894	+4.534	17:14:59.037

Lap	Lap Tm	Diff	Time of Day
9	1:51.726	+0.366	17:16:50.763
10	1:59.138	+7.778	17:18:49.901
11	2:03.031	+11.671	17:20:52.932

(19) Dave BREWIS			
1	1:46.676	+8.665	17:01:32.920
2	1:38.201	+0.190	17:03:11.121
3	1:39.491	+1.480	17:04:50.612
4	1:38.011		17:06:28.623
5	1:38.730	+0.719	17:08:07.353
6	1:39.135	+1.124	17:09:46.488
7	1:40.655	+2.644	17:11:27.143
8	1:40.605	+2.594	17:13:07.748
9	1:39.744	+1.733	17:14:47.492
10	1:38.468	+0.457	17:16:25.960
p11	2:15.623	+37.612	17:18:41.583

(90) Andrew WAREING			
1	1:36.215	+3.381	17:01:18.748
2	1:32.834		17:02:51.582

(7) Mark CHILTON			
1	1:38.255	+7.402	17:01:21.566
2	1:30.853		17:02:52.419

Lap	Lap Tm	Diff	Time of Day
-----	--------	------	-------------

Clerk of the Course - Chris Gibson

Orbits 4

Sig. Time
 Chief Timekeeper - Ian Sharp (SMART)
 Times on smart-timing.co.uk & mylaps.com

www.amb-it.com
 www.mylaps.com
 Licensed to: SMART

DDMC Sedric Bell Trophy Race Meeting

Lapchart


Sedric Bell Trophy

Croft 2.100 Miles

Race 14 - Second Race

27/09/2009 16:30

Race (20:00 Time) started at 16:59:41



Competitors	Laps														
	0	1	2	3	4	5	6	7	8	9	10	11	12	13	14
Jeff WILSON (12)	1	12	12	12	12	12	12	12	12	12	12	12	12	12	12
Andrew WAREING (90)	2	90	90	90	78	78	78	78	78	35	78	78	78	78	78
Jim GEDDIE (78)	3	78	7	7	35	35	35	35	35	78	35	35	35	35	35
Mark CHILTON (7)	4	7	78	78	79	79	68	68	68	68	68	68	68	68	68
Mike JOHNSON (47)	5	47	35	35	68	68	79	79	79	79	79	79	79	79	79
Andrew TATE (79)	6	79	79	79	47	47	47	47	44	44	44	44	44	44	44
Fraser ROBERTSON (35)	7	35	68	68	44	44	44	44	47	47	47	47	47	47	47
David WHELAN (9)	8	9	47	47	66	19	19	19	19	19	8	8	8	8	8
Marcus FOTHERGILL (68)	9	68	66	44	19	66	66	66	66	8	19	19	66	66	66
Brian MURPHY (57)	10	57	44	66	8	8	8	8	8	66	66	66	57	57	57
Mike WILLIAMSON (49)	11	49	57	57	57	57	57	57	57	57	57	39	39	39	39
Gavin LEE (1)	12	1	1	19	1	1	1	1	1	1	39	39	1	1	1
Paul MOSS (66)	13	66	19	1	49	49	49	39	39	39	1	1	49	49	49
Chris DYER (39)	14	39	8	8	39	39	39	49	49	49	49	49	10	10	10
Dave BREWIS (19)	15	19	49	49	10	10	10	10	10	10	10	10	19	6	6
David BOTTERILL (8)	16	8	39	39	6	6	6	6	6	6	6	6	6	6	9
Richard ELLIS (10)	17	10	9	10	9	9	9	9	9	9	9	9	9	9	27
Mike CUTT (44)	18	44	10	6	27	27	27	27	27	27	27	27	27	27	27
James HAMILL (6)	19	6	6	9	72	72	72	72	72	72	72	72	72	72	72
Andrew BLYTHE (72)	20	72	27	27											
Les COWBURN (27)	21	27	72	72											
-	22														
-	23														

DDMC Sedic Bell Trophy Race Meeting

Sorted on Laps

Monoposto Challenge

Croft 2.100 Miles

Race 15 - Open Race

27/09/2009 17:05

Race (20:00 Time) started at 17:41:07

Pos	No.	Name	Make/Model	CC	Class C	Laps	Total Tm	Diff	Best Tm	Lap	Best Spd
1	2	Neil HARRISON	Dalarra F398	2000	M20	8	11:04.736		1:21.590	3	92.658
2	23	Kat IMPEY	Jedi Mk6	1000	M10	8	11:05.027	0.291	1:21.373	3	92.906
3	7	Geoff FERN	TFR 09	1000	M10	8	11:39.471	34.735	1:24.998	5	88.943
4	9	Richard PURCELL	Vauxhall Lotus	2000	C20	8	11:44.382	39.646	1:26.315	7	87.586
5	5	Russ GILES	Reynard 913	2000	C20	8	11:51.042	46.306	1:27.496	5	86.404
6	32	Darren FREEMAN	Jedi Mk6	1000	M10	8	11:55.333	50.597	1:27.244	2	86.654
7	33	Terry CLARK	Vauxhall Lotus	2000	C20	8	12:09.821	1:05.085	1:29.249	8	84.707
8	58	Nigel SMITH	Vauxhall Junior	1600	M16	8	12:18.778	1:14.042	1:30.711	7	83.342
9	36	Chris SPENCER	Formula Vauxhall	2000	C20	8	12:21.444	1:16.708	1:29.610	8	84.366
10	59	Ewen SERGISON	Swift SC98Z	1800	M18	8	12:27.403	1:22.667	1:30.804	6	83.256
11	51	Phillip NICHOLSON	Swift SC97Z	1800	M18	7	11:01.514	1 Lap	1:32.637	3	81.609
12	63	Rupert READER	Formula Vauxhall	1800	M18	7	11:20.420	1 Lap	1:33.463	7	80.888
13	81	Christopher ANSTRUTHER	Formula Vauxhall	1600	M18	7	11:20.698	1 Lap	1:33.455	7	80.895
14	57	Eddie GUEST	Lola T640	1600	M16	7	12:25.736	1 Lap	1:44.409	5	72.408

Not classified (80% = 6 Laps)

15	Len TURNER	Jedi Mk6	998	M10	7	10:59.695	DNF	1:31.499	3	82.624
34	Graham READ	Dallara F300	2000	M20	5	7:48.965	DNF	1:27.102	2	86.795

Announcements

RED FLAG after 12:54 - Result declared at 8 laps.

Car No.15 - Not classified - Not running at the time of the Red Flag.

Margin of Victory	Avg. Speed	Best Lap Tm	Best Spd	Best Lap by
0.291	90.983	1:21.373	92.906	23 - Kat IMPEY

Clerk of the Course - Chris Gibson

Orbits 4

Sig.

Time

www.amb-it.com

Chief Timekeeper - Ian Sharp (SMART)

www.mylaps.com

Times on smart-timing.co.uk & mylaps.com

Licensed to: SMART

Printed: 28/09/2009 20:18:55

DDMC Sedric Bell Trophy Race Meeting

Monoposto Challenge

Croft 2.100 Miles

Race 15 - Open Race

27/09/2009 17:05

Race (20:00 Time) started at 17:41:07

Lap	Lap Tm	Diff	Time of Day
(2) Neil HARRISON			
1	1:26.900	+5.310	17:42:35.046
2	1:22.896	+1.306	17:43:57.942
3	1:21.590		17:45:19.532
4	1:21.882	+0.292	17:46:41.414
5	1:21.969	+0.379	17:48:03.383
6	1:22.493	+0.903	17:49:25.876
7	1:23.334	+1.744	17:50:49.210
8	1:23.028	+1.438	17:52:12.238

Lap	Lap Tm	Diff	Time of Day
(23) Kat IMPEY			
1	1:28.171	+6.798	17:42:36.969
2	1:21.945	+0.572	17:43:58.914
3	1:21.373		17:45:20.287
4	1:21.729	+0.356	17:46:42.016
5	1:22.036	+0.663	17:48:04.052
6	1:22.339	+0.966	17:49:26.391
7	1:24.498	+3.125	17:50:50.889
8	1:21.640	+0.267	17:52:12.529

Lap	Lap Tm	Diff	Time of Day
(7) Geoff FERN			
1	1:33.146	+8.148	17:42:43.103
2	1:26.997	+1.999	17:44:10.100
3	1:28.375	+3.377	17:45:38.475
4	1:26.164	+1.166	17:47:04.639
5	1:24.998		17:48:29.637
6	1:25.578	+0.580	17:49:55.215
7	1:26.359	+1.361	17:51:21.574
8	1:25.399	+0.401	17:52:46.973

Lap	Lap Tm	Diff	Time of Day
(9) Richard PURCELL			
1	1:33.000	+6.685	17:42:42.333
2	1:27.522	+1.207	17:44:09.855
3	1:28.506	+2.191	17:45:38.361
4	1:27.105	+0.790	17:47:05.466
5	1:26.476	+0.161	17:48:31.942
6	1:26.945	+0.630	17:49:58.887
7	1:26.315		17:51:25.202
8	1:26.682	+0.367	17:52:51.884

Lap	Lap Tm	Diff	Time of Day
(5) Russ GILES			
1	1:34.053	+6.557	17:42:43.350
2	1:27.933	+0.437	17:44:11.283
3	1:28.020	+0.524	17:45:39.303
4	1:28.589	+1.093	17:47:07.892
5	1:27.496		17:48:35.388
6	1:27.626	+0.130	17:50:03.014
7	1:27.549	+0.053	17:51:30.563
8	1:27.981	+0.485	17:52:58.544

Lap	Lap Tm	Diff	Time of Day
(32) Darren FREEMAN			
1	1:33.968	+6.724	17:42:44.691
2	1:27.244		17:44:11.935
3	1:27.992	+0.748	17:45:39.927
4	1:28.470	+1.226	17:47:08.397
5	1:28.931	+1.687	17:48:37.328
6	1:28.062	+0.818	17:50:05.390
7	1:28.938	+1.694	17:51:34.328
8	1:28.507	+1.263	17:53:02.835

Lap	Lap Tm	Diff	Time of Day
(33) Terry CLARK			
1	1:36.367	+7.118	17:42:46.820
2	1:29.466	+0.217	17:44:16.286
3	1:30.581	+1.332	17:45:46.867
4	1:30.701	+1.452	17:47:17.568

Lap	Lap Tm	Diff	Time of Day
5	1:30.656	+1.407	17:48:48.224
6	1:30.109	+0.860	17:50:18.333
7	1:29.741	+0.492	17:51:48.074
8	1:29.249		17:53:17.323

Lap	Lap Tm	Diff	Time of Day
(58) Nigel SMITH			
1	1:36.955	+6.244	17:42:47.812
2	1:31.297	+0.586	17:44:19.109
3	1:31.514	+0.803	17:45:50.623
4	1:31.304	+0.593	17:47:21.927
5	1:31.348	+0.637	17:48:53.275
6	1:30.797	+0.086	17:50:24.072
7	1:30.711		17:51:54.783
8	1:31.497	+0.786	17:53:26.280

Lap	Lap Tm	Diff	Time of Day
(36) Chris SPENCER			
1	1:40.678	+11.068	17:42:52.279
2	1:32.901	+3.291	17:44:25.180
3	1:31.182	+1.572	17:45:56.362
4	1:31.144	+1.534	17:47:27.506
5	1:31.724	+2.114	17:48:59.230
6	1:30.260	+0.650	17:50:29.490
7	1:29.846	+0.236	17:51:59.336
8	1:29.610		17:53:28.946

Lap	Lap Tm	Diff	Time of Day
(59) Ewen SERGISON			
1	1:39.445	+8.641	17:42:51.804
2	1:32.694	+1.890	17:44:24.498
3	1:31.676	+0.872	17:45:56.174
4	1:32.664	+1.860	17:47:28.838
5	1:32.160	+1.356	17:49:00.998
6	1:30.804		17:50:31.802
7	1:31.374	+0.570	17:52:03.176
8	1:31.729	+0.925	17:53:34.905

Lap	Lap Tm	Diff	Time of Day
(51) Phillip NICHOLSON			
1	1:38.468	+5.831	17:42:49.739
2	1:32.792	+0.155	17:44:22.531
3	1:32.637		17:45:55.168
4	1:33.780	+1.143	17:47:28.948
5	1:33.027	+0.390	17:49:01.975
6	1:34.116	+1.479	17:50:36.091
7	1:32.925	+0.288	17:52:09.016

Lap	Lap Tm	Diff	Time of Day
(63) Rupert READER			
1	1:44.498	+11.035	17:42:56.643
2	1:36.746	+3.283	17:44:33.389
3	1:35.461	+1.998	17:46:08.850
4	1:34.930	+1.467	17:47:43.780
5	1:34.508	+1.045	17:49:18.288
6	1:36.171	+2.708	17:50:54.459
7	1:33.463		17:52:27.922

Lap	Lap Tm	Diff	Time of Day
(81) Christopher ANSTRUTHER			
1	1:44.753	+11.298	17:42:56.665
2	1:38.234	+4.779	17:44:34.899
3	1:35.878	+2.423	17:46:10.777
4	1:33.909	+0.454	17:47:44.686
5	1:34.147	+0.692	17:49:18.833
6	1:35.912	+2.457	17:50:54.745
7	1:33.455		17:52:28.200

Lap	Lap Tm	Diff	Time of Day
(57) Eddie GUEST			
1	1:49.714	+5.305	17:43:02.842
2	1:45.474	+1.065	17:44:48.316
3	1:45.041	+0.632	17:46:33.357

Clerk of the Course - Chris Gibson

Orbits 4

Sig. Time
 Chief Timekeeper - Ian Sharp (SMART)
 Times on smart-timing.co.uk & mylaps.com

www.amb-it.com
 www.mylaps.com
 Licensed to: SMART

DDMC Sedric Bell Trophy Race Meeting

Lapchart


Monoposto Challenge

Croft 2.100 Miles

Race 15 - Open Race

27/09/2009 17:05

Race (20:00 Time) started at 17:41:07



Competitors	Laps								
	0	1	2	3	4	5	6	7	8
Neil HARRISON (2)	1	2	2	2	2	2	2	2	2
Kat IMPEY (23)	2	23	23	23	23	23	23	23	23
Russ GILES (5)	3	5	9	9	9	7	7	7	7
Richard PURCELL (9)	4	9	7	7	7	9	9	9	9
Geoff FERN (7)	5	7	5	5	5	5	5	5	5
Graham READ (34)	6	34	32	32	32	32	32	32	32
Terry CLARK (33)	7	33	34	34	34	34	33	33	33
Darren FREEMAN (32)	8	32	33	33	33	33	58	58	58
Nigel SMITH (58)	9	58	58	58	58	58	34	36	36
Phillip NICHOLSON (51)	10	51	51	51	51	15	36	59	59
Chris SPENCER (36)	11	36	15	15	15	36	59	15	15
Len TURNER (15)	12	15	59	59	59	59	15	51	51
Christopher ANSTRUTHER (81)	13	81	36	36	36	51	51	63	63
Rupert READER (63)	14	63	63	63	63	63	63	81	81
Ewen SERGISON (59)	15	59	81	81	81	81	81	57	57
Eddie GUEST (57)	16	57	57	57	57	57	57	57	57