

Knockhill

5th/6th September 2009

GT Cup Race Meeting




 www.stv.tv

MINI COOPER CUP

2008

in association with



S.M.A.R.T.

Scottish Motorsports Automatic Race Timing

Ravenslea, Melrose Road, Galashiels, TD1 2AT

Telephone : 01896 – 752447

SMRC Grattan & Hynds Scottish Legends Championship

Knockhill 1.280 Miles

Practice 1

05/09/2009 13:30

Practice started at 13:32:35

Pos	No.	Name	Make/Model	CC	Class	C	Best Tm	Diff 1 Lap	Best Speed	2nd Best
1	08	Nick BRACE	34 Ford	1250	L		1:01.139		75.369	1:01.816
2	03	Ross MARSHALL	Chevy Sedan	1250	L		1:01.227	0.088	75.261	1:01.741
3	28	Frank HYNDS	Ford Sedan	1250	L		1:01.253	0.114	75.229	1:01.479
4	18	Ross MICKEL	Chevy Sedan	1250	L		1:01.435	0.296	75.006	1:01.682
5	48	Tony CAIG	Chevy Sedan	1250	L		1:01.607	0.468	74.797	1:02.167
6	11	Simon BELCHER	Ford 34 Coupe	1250	L		1:01.706	0.567	74.677	1:01.931
7	22	Elliot MASON	Legend	1200	L		1:02.415	1.276	73.828	1:02.510
8	23	Alisdair GAULD	Legend	1200	L		1:02.485	1.346	73.746	1:02.614
9	46	Colin ATKINSON	Ford 37 Coupe	1200	L		1:03.019	1.880	73.121	1:03.312
10	26	Scott HYNDS	Chevy Sedan	1250	L		1:03.185	2.046	72.929	1:03.703
11	38	Errico PALAZZO	Ford Sedan	1250	L		1:03.187	2.048	72.926	1:03.261
12	31	Alex KNIGHT	Chevy Sedan	1250	L		1:03.349	2.210	72.740	1:04.060
13	37	Stevie COULL	Legend	1200	L		1:04.121	2.982	71.864	1:04.139
14	17	Billy WAIT	37 Ford	1200	L		1:04.219	3.080	71.754	1:04.461
15	21	Ross McEWAN	Legend	1250	L		1:05.736	4.597	70.099	1:05.942
16	27	Chris HYNDS	Legend	1250	L		1:06.155	5.016	69.655	1:07.388
17	71	Alasdair THOM	Chevy Sedan	1250	L		1:06.261	5.122	69.543	1:08.024
18	69	Gerard McCOSH	Ford Coupe	1250	L		1:14.856	13.717	61.558	1:14.943
19	06	David HUNTER	Ford Coupe	1250	L				-	-
20	30	Ally HUNTER	37 Chevy Sedan	1250	L				-	-

Lap	Lap Tm	Diff	Time of Day
(08) Nick BRACE			
1			13:34:19.988
2	1:02.808	+1.669	13:35:22.796
3	1:02.602	+1.463	13:36:25.398
4	1:01.139		13:37:26.537
5	1:01.816	+0.677	13:38:28.353
6	1:02.262	+1.123	13:39:30.615
(03) Ross MARSHALL			
1			13:34:19.437
2	1:02.912	+1.685	13:35:22.349
3	1:01.741	+0.514	13:36:24.090
4	1:02.091	+0.864	13:37:26.181
5	1:01.227		13:38:27.408
6	1:32.367	+31.140	13:39:59.775
(28) Frank HYNDS			
1			13:34:24.052
2	1:02.739	+1.486	13:35:26.791
3	1:01.479	+0.226	13:36:28.270
4	1:01.253		13:37:29.523
5	1:04.690	+3.437	13:38:34.213
(18) Ross MICKEL			
1			13:34:10.034
2	1:03.520	+2.085	13:35:13.554
3	1:01.682	+0.247	13:36:15.236
4	1:01.435		13:37:16.671
5	1:03.344	+1.909	13:38:20.015
6	1:14.131	+12.696	13:39:34.146
(48) Tony CAIG			
1			13:34:18.835
2	1:03.165	+1.558	13:35:22.000
3	1:02.167	+0.560	13:36:24.167
4	1:02.448	+0.841	13:37:26.615
5	1:01.607		13:38:28.222
6	1:32.609	+31.002	13:40:00.831
(11) Simon BELCHER			
1			13:34:37.251
2	1:08.061	+6.355	13:35:45.312
3	1:01.931	+0.225	13:36:47.243
4	1:04.609	+2.903	13:37:51.852
5	1:01.706		13:38:53.558
6	1:21.834	+20.128	13:40:15.392
(22) Elliot MASON			
1			13:34:06.558
2	1:03.581	+1.166	13:35:10.139
3	1:02.661	+0.246	13:36:12.800
4	1:02.510	+0.095	13:37:15.310
5	1:02.415		13:38:17.725
6	1:21.217	+18.802	13:39:38.942
(23) Alisdair GAULD			
1			13:33:56.771
2	1:03.221	+0.736	13:34:59.992
3	1:02.485		13:36:02.477
4	1:02.614	+0.129	13:37:05.091

Lap	Lap Tm	Diff	Time of Day
5	1:02.781	+0.296	13:38:07.872
6	1:20.018	+17.533	13:39:27.890
(46) Colin ATKINSON			
1			13:34:19.285
2	1:03.312	+0.293	13:35:22.597
3	1:03.019		13:36:25.616
4	1:04.020	+1.001	13:37:29.636
5	1:06.825	+3.806	13:38:36.461
(26) Scott HYNDS			
1			13:34:32.775
2	1:03.703	+0.518	13:35:36.478
3	1:03.185		13:36:39.663
4	1:10.897	+7.712	13:37:50.560
(38) Errico PALAZZO			
1			13:34:20.451
2	1:03.853	+0.666	13:35:24.304
3	1:04.544	+1.357	13:36:28.848
4	1:03.261	+0.074	13:37:32.109
5	1:03.187		13:38:35.296
6	1:28.118	+24.931	13:40:03.414
(31) Alex KNIGHT			
1			13:34:18.399
2	1:28.150	+24.801	13:35:46.549
3	1:04.060	+0.711	13:36:50.609
4	1:04.268	+0.919	13:37:54.877
5	1:03.349		13:38:58.226
(37) Stevie COULL			
1			13:34:05.114
2	1:05.929	+1.808	13:35:11.043
3	1:04.121		13:36:15.164
4	1:04.139	+0.018	13:37:19.303
5	1:07.813	+3.692	13:38:27.116
6	1:40.759	+36.638	13:40:07.875
(17) Billy WAIT			
1			13:34:01.505
2	1:05.111	+0.892	13:35:06.616
3	1:04.461	+0.242	13:36:11.077
4	1:04.677	+0.458	13:37:15.754
5	1:04.219		13:38:19.973
(21) Ross McEWAN			
1			13:34:41.337
2	1:09.285	+3.549	13:35:50.622
3	1:05.942	+0.206	13:36:56.564
4	1:05.736		13:38:02.300
5	1:06.071	+0.335	13:39:08.371
(27) Chris HYNDS			
1			13:34:28.924
2	1:06.155		13:35:35.079
3	1:07.388	+1.233	13:36:42.467
4	1:21.403	+15.248	13:38:03.870
(71) Alasdair THOM			
1			13:34:08.639

Lap	Lap Tm	Diff	Time of Day
2	1:08.024	+1.763	13:35:16.663
3	1:06.261		13:36:22.924
4	1:12.158	+5.897	13:37:35.082
5	1:19.591	+13.330	13:38:54.673
(69) Gerard McCOSH			
1			13:34:32.471
2	1:19.582	+4.726	13:35:52.053
3	1:14.856		13:37:06.909
4	1:14.943	+0.087	13:38:21.852
5	1:34.320	+19.464	13:39:56.172
(06) David HUNTER			
1			13:34:26.948
(30) Ally HUNTER			
1			13:35:34.063

GT Cup 2009

Knockhill 1.280 Miles

Warm up

05/09/2009 13:45

Practice started at 13:43:54

Pos	No.	Name	Make/Model	CC	Class C	Best Tm	Diff 1 Lap	Best Speed	2nd Best
1	50	Paul HOGARTH	Lamborghini Gallardo	5000	1	54.081	13	85.206	55.299
2	81	John GAW / Phil DRYBURGH	Porsche 997 GT3 Cup	3600	2	54.235	0.154 7	84.964	54.258
3	79	Bob LYONS	Porsche 997 GT3 Cup	3600	2	54.310	0.229 15	84.846	54.465
4	11	George BREWSTER	Porsche 977 GT3 Cup	3600	2	54.341	0.260 10	84.798	54.520
5	55	Gary EASTWOOD	Porsche 996 GT3 Cup	3600	3	54.540	0.459 7	84.488	54.792
6	30	Benjamin HARVEY	Porsche 996 GT3 Cup	3600	3	54.595	0.514 18	84.403	54.704
7	56	Tommy DREELAN	Porsche 997 GT3 Cup	3600	2	54.674	0.593 6	84.281	54.763
8	78	Jim GEDDIE	Porsche 996 GT3 Cup	3600	3	54.676	0.595 18	84.278	54.855
9	37	Barclay DOUGALL	BMW M3 E46	3600	3	54.938	0.857 17	83.876	55.011
10	45	Andrew TATE	Porsche 993 GT3 Cup	3600	2	55.040	0.959 14	83.721	55.061
11	29	Craig WILKINS	Ginetta G50 Cup	3500	3	55.084	1.003 7	83.654	55.266
12	40	Ray DIAS	Porsche GT3 Cup	3600	2	55.195	1.114 16	83.486	55.819
13	87	Alex MARTIN	Porsche 997 GT3 Cup	3600	3	55.309	1.228 10	83.314	55.342
14	22	Henry FIRMAN	Porsche 996 GT3 Cup	3600	3	55.850	1.769 18	82.507	55.928
15	7	Bertie CARRUTHERS	Porsche 996 GT3 Cup	3600	3	56.108	2.027 10	82.127	56.645
16	31	Michael SYMONS	BMW M3 E46	3600	3	56.110	2.029 12	82.124	56.326
17	25	Richard DENNY	Porsche 996 GT3 Cup	3600	3	56.167	2.086 15	82.041	56.268
18	16	Colin SIMPSON	Marcos Mantis	5000	2	57.073	2.992 3	80.739	59.606
19	8	David BOTTERILL	Porsche 944	2500	4	59.949	5.868 3	76.865	1:00.559



Lap	Lap Tm	Diff	Time of Day
(50) Paul HOGARTH			
1			13:52:57.755
2	1:03.139	+9.058	13:54:00.894
3	1:00.060	+5.979	13:55:00.954
4	57.567	+3.486	13:55:58.521
5	1:02.484	+8.403	13:57:01.005
6	1:02.503	+8.422	13:58:03.508
7	55.792	+1.711	13:58:59.300
8	1:02.046	+7.965	14:00:01.346
9	55.299	+1.218	14:00:56.645
10	1:02.413	+8.332	14:01:59.058
11	57.441	+3.360	14:02:56.499
12	57.659	+3.578	14:03:54.158
13	54.081		14:04:48.239

Lap	Lap Tm	Diff	Time of Day
(81) John GAW / Phil DRYBURGH			
1			13:45:19.079
2	1:02.669	+8.434	13:46:21.748
3	56.922	+2.687	13:47:18.670
4	57.283	+3.048	13:48:15.953
5	54.566	+0.331	13:49:10.519
6	54.324	+0.089	13:50:04.843
7	54.235		13:50:59.078
8	54.436	+0.201	13:51:53.514
9	55.782	+1.547	13:52:49.296
10	55.057	+0.822	13:53:44.353
11	54.697	+0.462	13:54:39.050
12	55.700	+1.465	13:55:34.750
13	56.327	+2.092	13:56:31.077
14	1:01.924	+7.689	13:57:33.001
15	4:14.135	+3:19.900	14:01:47.136
16	55.465	+1.230	14:02:42.601
17	54.258	+0.023	14:03:36.859
18	54.417	+0.182	14:04:31.276

Lap	Lap Tm	Diff	Time of Day
(79) Bob LYONS			
1			13:45:16.770
2	1:06.485	+12.175	13:46:23.255
3	2:12.602	+1:18.292	13:48:35.857
4	56.651	+2.341	13:49:32.508
5	56.439	+2.129	13:50:28.947
6	55.544	+1.234	13:51:24.491
7	54.465	+0.155	13:52:18.956
8	56.155	+1.845	13:53:15.111
9	1:02.868	+8.558	13:54:17.979
10	4:26.676	+3:32.366	13:58:44.655
11	59.236	+4.926	13:59:43.891
12	56.953	+2.643	14:00:40.844
13	56.276	+1.966	14:01:37.120
14	55.271	+0.961	14:02:32.391
15	54.310		14:03:26.701
16	54.583	+0.273	14:04:21.284

Lap	Lap Tm	Diff	Time of Day
(11) George BREWSTER			
1			13:45:09.337
2	1:01.363	+7.022	13:46:10.700
3	58.138	+3.797	13:47:08.838
4	59.787	+5.446	13:48:08.625
5	4:24.005	+3:29.664	13:52:32.630
6	1:00.799	+6.458	13:53:33.429

Lap	Lap Tm	Diff	Time of Day
7	57.730	+3.389	13:54:31.159
8	55.696	+1.355	13:55:26.855
9	54.520	+0.179	13:56:21.375
10	54.341		13:57:15.716
11	55.437	+1.096	13:58:11.153
12	57.694	+3.353	13:59:08.847
13	2:53.832	+1:59.491	14:02:02.679
14	54.570	+0.229	14:02:57.249
15	55.043	+0.702	14:03:52.292
16	57.314	+2.973	14:04:49.606

Lap	Lap Tm	Diff	Time of Day
(55) Gary EASTWOOD			
1			13:46:15.180
2	1:00.445	+5.905	13:47:15.625
3	1:05.702	+11.162	13:48:21.327
4	4:32.731	+3:38.191	13:52:54.058
5	57.178	+2.638	13:53:51.236
6	55.461	+0.921	13:54:46.697
7	54.540		13:55:41.237
8	57.175	+2.635	13:56:38.412
9	1:01.972	+7.432	13:57:40.384
10	2:51.501	+1:56.961	14:00:31.885
11	55.345	+0.805	14:01:27.230
12	54.792	+0.252	14:02:22.022
13	1:01.100	+6.560	14:03:23.122
14	59.748	+5.208	14:04:22.870

Lap	Lap Tm	Diff	Time of Day
(30) Benjamin HARVEY			
1			13:45:04.832
2	1:01.901	+7.306	13:46:06.733
3	58.537	+3.942	13:47:05.270
4	57.072	+2.477	13:48:02.342
5	1:02.483	+7.888	13:49:04.825
6	4:12.609	+3:18.014	13:53:17.434
7	58.431	+3.836	13:54:15.865
8	55.620	+1.025	13:55:11.485
9	55.095	+0.500	13:56:06.580
10	55.676	+1.081	13:57:02.256
11	57.983	+3.388	13:58:00.239
12	56.659	+2.064	13:58:56.898
13	55.673	+1.078	13:59:52.571
14	55.013	+0.418	14:00:47.584
15	55.282	+0.687	14:01:42.866
16	54.704	+0.109	14:02:37.570
17	1:02.879	+8.284	14:03:40.449
18	54.595		14:04:35.044

Lap	Lap Tm	Diff	Time of Day
(56) Tommy DREELAN			
1			13:45:10.176
2	1:06.285	+11.611	13:46:16.461
3	1:42.715	+48.041	13:47:59.176
4	56.006	+1.332	13:48:55.182
5	55.527	+0.853	13:49:50.709
6	54.674		13:50:45.383
7	55.177	+0.503	13:51:40.560
8	54.763	+0.089	13:52:35.323
9	55.681	+1.007	13:53:31.004
10	57.390	+2.716	13:54:28.394
11	6:09.659	+5:14.985	14:00:38.053
12	1:06.344	+11.670	14:01:44.397
13	2:19.986	+1:25.312	14:04:04.383

Lap	Lap Tm	Diff	Time of Day
(78) Jim GEDDIE			
1			13:45:37.549
2	59.683	+5.007	13:46:37.232
3	56.980	+2.304	13:47:34.212
4	55.639	+0.963	13:48:29.851
5	55.950	+1.274	13:49:25.801
6	55.125	+0.449	13:50:20.926
7	56.485	+1.809	13:51:17.411
8	54.872	+0.196	13:52:12.283
9	57.161	+2.485	13:53:09.444
10	54.971	+0.295	13:54:04.415
11	55.045	+0.369	13:54:59.460
12	54.855	+0.179	13:55:54.315
13	54.947	+0.271	13:56:49.262
14	56.285	+1.609	13:57:45.547
15	1:07.601	+12.925	13:58:53.148
16	2:35.453	+1:40.777	14:01:28.601
17	54.932	+0.256	14:02:23.533
18	54.676		14:03:18.209
19	55.464	+0.788	14:04:13.673

Lap	Lap Tm	Diff	Time of Day
(37) Barclay DOUGALL			
1			13:45:17.960
2	1:02.907	+7.969	13:46:20.867
3	59.127	+4.189	13:47:19.994
4	57.395	+2.457	13:48:17.389
5	56.327	+1.389	13:49:13.716
6	56.344	+1.406	13:50:10.060
7	55.905	+0.967	13:51:05.965
8	56.031	+1.093	13:52:01.996
9	56.339	+1.401	13:52:58.335
10	1:00.096	+5.158	13:53:58.431
11	55.353	+0.415	13:54:53.784
12	55.484	+0.546	13:55:49.268
13	55.061	+0.123	13:56:44.329
14	1:04.378	+9.440	13:57:48.707
15	2:44.957	+1:50.019	14:00:33.664
16	56.036	+1.098	14:01:29.700
17	54.938		14:02:24.638
18	55.011	+0.073	14:03:19.649
19	57.152	+2.214	14:04:16.801

Lap	Lap Tm	Diff	Time of Day
(45) Andrew TATE			
1			13:46:27.229
2	1:14.553	+19.513	13:47:41.782
3	1:45.449	+50.409	13:49:27.231
4	57.421	+2.381	13:50:24.652
5	57.118	+2.078	13:51:21.770
6	56.069	+1.029	13:52:17.839
7	56.389	+1.349	13:53:14.228
8	59.285	+4.245	13:54:13.513
9	56.086	+1.046	13:55:09.599
10	55.813	+0.773	13:56:05.412
11	56.113	+1.073	13:57:01.525
12	58.102	+3.062	13:57:59.627
13	56.301	+1.261	13:58:55.928
14	55.040		13:59:50.968
15	55.061	+0.021	14:00:46.029
16	1:00.534	+5.494	14:01:46.563
17	2:32.430	+1:37.390	14:04:18.993

Lap	Lap Tm	Diff	Time of Day
(29) Craig WILKINS			
1			13:44:56.181
2	59.895	+4.811	13:45:56.076
3	59.262	+4.178	13:46:55.338
4	55.998	+0.914	13:47:51.336
5	55.551	+0.467	13:48:46.887
6	56.743	+1.659	13:49:43.630
7	55.084		13:50:38.714
8	56.651	+1.567	13:51:35.365
9	55.535	+0.451	13:52:30.900
10	56.409	+1.325	13:53:27.309
11	55.885	+0.801	13:54:23.194
12	55.266	+0.182	13:55:18.460
13	56.792	+1.708	13:56:15.252
14	59.412	+4.328	13:57:14.664
15	5:37.442	+4:42.358	14:02:52.106
16	1:07.541	+12.457	14:03:59.647

Lap	Lap Tm	Diff	Time of Day
(40) Ray DIAS			
1			13:46:45.631
2	1:00.460	+5.265	13:47:46.091
3	59.070	+3.875	13:48:45.161
4	59.116	+3.921	13:49:44.277
5	58.684	+3.489	13:50:42.961
6	1:00.450	+5.255	13:51:43.411
7	1:55.494	+1:00.299	13:53:38.905
8	58.065	+2.870	13:54:36.970
9	57.343	+2.148	13:55:34.313
10	57.746	+2.551	13:56:32.059
11	57.309	+2.114	13:57:29.368
12	57.342	+2.147	13:58:26.710
13	56.682	+1.487	13:59:23.392
14	56.060	+0.865	14:00:19.452
15	55.839	+0.644	14:01:15.291
16	55.195		14:02:10.486
17	55.819	+0.624	14:03:06.305
18	56.788	+1.593	14:04:03.093

Lap	Lap Tm	Diff	Time of Day
(87) Alex MARTIN			
1			13:46:47.099
2	58.806	+3.497	13:47:45.905
3	56.645	+1.336	13:48:42.550
4	56.423	+1.114	13:49:38.973
5	56.064	+0.755	13:50:35.037
6	55.776	+0.467	13:51:30.813
7	57.144	+1.835	13:52:27.957
8	58.507	+3.198	13:53:26.464
9	55.888	+0.579	13:54:22.352
10	55.309		13:55:17.661
11	58.699	+3.390	13:56:16.360
12	56.227	+0.918	13:57:12.587
13	58.471	+3.162	13:58:11.058
14	59.158	+3.849	13:59:10.216
15	55.983	+0.674	14:00:06.199
16	55.835	+0.526	14:01:02.034
17	56.403	+1.094	14:01:58.437
18	55.506	+0.197	14:02:53.943
19	57.224	+1.915	14:03:51.167
20	55.342	+0.033	14:04:46.509

Lap	Lap Tm	Diff	Time of Day
(22) Henry FIRMAN			
1			13:45:00.089
2	1:03.013	+7.163	13:46:03.102
3	59.739	+3.889	13:47:02.841
4	58.131	+2.281	13:48:00.972
5	57.196	+1.346	13:48:58.168
6	56.125	+0.275	13:49:54.293
7	56.392	+0.542	13:50:50.685
8	56.081	+0.231	13:51:46.766
9	55.928	+0.078	13:52:42.694
10	56.010	+0.160	13:53:38.704
11	56.328	+0.478	13:54:35.032
12	1:08.973	+13.123	13:55:44.005
13	3:28.545	+2:32.695	13:59:12.550
14	1:00.830	+4.980	14:00:13.380
15	57.190	+1.340	14:01:10.570
16	56.866	+1.016	14:02:07.436
17	57.592	+1.742	14:03:05.028
18	55.850		14:04:00.878
19	1:06.180	+10.330	14:05:07.058

Lap	Lap Tm	Diff	Time of Day
(7) Bertie CARRUTHERS			
1			13:45:53.767
2	1:03.212	+7.104	13:46:56.979
3	1:00.103	+3.995	13:47:57.082
4	58.017	+1.909	13:48:55.099
5	58.152	+2.044	13:49:53.251
6	57.960	+1.852	13:50:51.211
7	56.973	+0.865	13:51:48.184
8	56.814	+0.706	13:52:44.998
9	57.294	+1.186	13:53:42.292
10	56.108		13:54:38.400
11	57.910	+1.802	13:55:36.310
12	57.547	+1.439	13:56:33.857
13	57.190	+1.082	13:57:31.047
14	56.887	+0.779	13:58:27.934
15	57.635	+1.527	13:59:25.569
16	56.785	+0.677	14:00:22.354
17	56.792	+0.684	14:01:19.146
18	56.645	+0.537	14:02:15.791
19	57.993	+1.885	14:03:13.784
20	57.936	+1.828	14:04:11.720

Lap	Lap Tm	Diff	Time of Day
(31) Michael SYMONS			
1			13:45:20.792
2	1:03.344	+7.234	13:46:24.136
3	1:00.805	+4.695	13:47:24.941
4	59.015	+2.905	13:48:23.956
5	58.568	+2.458	13:49:22.524
6	57.817	+1.707	13:50:20.341
7	57.874	+1.764	13:51:18.215
8	56.326	+0.216	13:52:14.541
9	56.602	+0.492	13:53:11.143
10	56.625	+0.515	13:54:07.768
11	56.698	+0.588	13:55:04.466
12	56.110		13:56:00.576
13	57.090	+0.980	13:56:57.666
14	1:03.392	+7.282	13:58:01.058
15	5:14.086	+4:17.976	14:03:15.144
16	1:12.837	+16.727	14:04:27.981

Lap	Lap Tm	Diff	Time of Day
(25) Richard DENNY			
1			13:45:29.049
2	1:00.908	+4.741	13:46:29.957
3	1:04.968	+8.801	13:47:34.925
4	4:35.397	+3:39.230	13:52:10.322
5	1:03.450	+7.283	13:53:13.772
6	1:03.423	+7.256	13:54:17.195
7	56.837	+0.670	13:55:14.032
8	56.835	+0.668	13:56:10.867
9	2:03.997	+1:07.830	13:58:14.864
10	58.373	+2.206	13:59:13.237
11	57.712	+1.545	14:00:10.949
12	56.268	+0.101	14:01:07.217
13	56.550	+0.383	14:02:03.767
14	57.208	+1.041	14:03:00.975
15	56.167		14:03:57.142
16	56.450	+0.283	14:04:53.592

Lap	Lap Tm	Diff	Time of Day
(16) Colin SIMPSON			
1			13:45:18.858
2	1:02.274	+5.201	13:46:21.132
3	57.073		13:47:18.205
4	1:00.049	+2.976	13:48:18.254
5	5:13.842	+4:16.769	13:53:32.096
6	1:01.252	+4.179	13:54:33.348
7	59.606	+2.533	13:55:32.954
8	1:01.342	+4.269	13:56:34.296
9	1:02.973	+5.900	13:57:37.269
10	1:07.950	+10.877	13:58:45.219

Lap	Lap Tm	Diff	Time of Day
(8) David BOTTERILL			
1			13:45:25.540
2	1:00.559	+0.610	13:46:26.099
3	59.949		13:47:26.048
4	1:14.647	+14.698	13:48:40.695

Scottish MRC XR2 Championship

Knockhill 1.280 Miles

Practice 3

05/09/2009 14:10

Practice started at 14:13:39

Pos	No.	Name	Make/Model	CC	Class Cod	Best Tm	Diff 1 Lap	Best Speed	2nd Best
1	99	Ian COWIE	Ford Fiesta ST	2000	ST	1:02.768	7	73.413	1:02.781
2	87	Ryan STIRLING	Ford Fiesta ST	2000	ST	1:04.036	1.268	71.960	1:04.181
3	45	Stewart SCOTT	Ford Fiesta ST	2000	ST	1:04.060	1.292	71.933	1:05.173
4	3	Ian MUNRO	Ford Fiesta XR2	1600	XRC	1:04.208	1.440	71.767	1:04.311
5	2	Peter CRUICKSHANK	Ford Fiesta XR2	1600	XRC	1:04.548	1.780	71.389	1:04.811
6	38	Wayne MacCAULEY	Ford Fiesta XR2	1600	XRCN	1:04.552	1.784	71.384	1:04.899
7	57	Francis GALASHAN	Ford Fiesta ST	2000	ST	1:04.588	1.820	71.345	1:05.423
8	70	Hamish SMART	Ford Fiesta XR2	1600	XRCN	1:04.697	1.929	71.224	1:04.886
9	30	Tim SLEIGH	Ford Fiesta XR2	1600	XRCN	1:05.004	2.236	70.888	1:05.611
10	41	Sandford IMRIE	Ford Fiesta ST	2000	ST	1:05.164	2.396	70.714	1:05.302
11	39	Stuart WILSON	Ford Fiesta ST	2000	ST	1:05.179	2.411	70.698	1:05.496
12	8	Dave COLVILLE	Ford Fiesta XR2	1600	XRC	1:05.290	2.522	70.577	1:05.348
13	50	Daryl FORD	Ford Fiesta XR2	1600	XRCN	1:05.858	3.090	69.969	1:06.474
14	77	Ewan WILSON	Ford Fiesta ST	2000	ST	1:05.994	3.226	69.825	1:06.923
15	22	John TURNER	Ford Fiesta XR2	1600	XRCN	1:06.007	3.239	69.811	1:06.211
16	14	Barry HOLMES	Ford Fiesta XR2	1600	XRC	1:06.464	3.696	69.331	1:06.603
17	26	Anthony LEESE	Ford Fiesta XR2	1600	XRCN	1:06.488	3.720	69.306	1:06.897
18	10	Charlie COPE	Ford Fiesta XR2	1600	XRC	1:06.552	3.784	69.239	1:06.687
19	27	Stephen RUSSELL	Ford Fiesta XR2	1600	XRCN	1:06.556	3.788	69.235	1:06.694
20	17	Steven PORTER	Ford Fiesta XR2	1600	XRCN	1:06.821	4.053	68.960	1:07.054
21	48	James CUNNINGHAM	Ford Fiesta XR2	1600	XRCN	1:06.826	4.058	68.955	1:06.976
22	47	Martin BUCHAN	Ford Fiesta XR2	1600	XRCN	1:07.035	4.267	68.740	1:07.064
23	42	Fraser SHAW	Ford Fiesta XR2	1600	XRCN	1:07.460	4.692	68.307	1:07.808
24	37	Russell MORGAN	Ford Fiesta XR2	1600	XRC	1:08.617	5.849	67.155	1:09.079
25	23	Fiona WALLACE	Ford Fiesta XR2	1600	XRCN	1:08.679	5.911	67.095	1:10.765
26	21	Russell TURNER	Ford Fiesta XR2	1600	XRCN	1:11.475	8.707	64.470	1:12.171
27	12	Jason CALLAGHAN	Ford Fiesta XR2	1600	XRCN	1:13.144	10.376	62.999	1:14.088
28	34	Stephen EMSLIE	Ford Fiesta XR2	1600	XRCN	1:21.495	18.727	56.543	

Clerk of the Course

Orbits

Sig. Time

www.amb-it.com

Chief Timekeeper - Ian Sharp (SMART)

www.mylaps.com

Times available on www.smart-timing.co.uk & www.mylaps.com

Licensed to: SMART

Lap	Lap Tm	Diff	Time of Day
(99) Ian COWIE			
1			14:16:35.171
2	1:06.226	+3.458	14:17:41.397
3	1:03.834	+1.066	14:18:45.231
4	1:03.635	+0.867	14:19:48.866
5	1:02.947	+0.179	14:20:51.813
6	1:02.924	+0.156	14:21:54.737
7	1:02.768		14:22:57.505
8	1:02.781	+0.013	14:24:00.286

Lap	Lap Tm	Diff	Time of Day
(87) Ryan STIRLING			
1			14:16:12.719
2	1:08.990	+4.954	14:17:21.709
3	1:07.704	+3.668	14:18:29.413
4	1:06.048	+2.012	14:19:35.461
5	1:05.603	+1.567	14:20:41.064
6	1:04.698	+0.662	14:21:45.762
7	1:04.362	+0.326	14:22:50.124
8	1:04.036		14:23:54.160
9	1:04.181	+0.145	14:24:58.341

Lap	Lap Tm	Diff	Time of Day
(45) Stewart SCOTT			
1			14:15:51.240
2	1:06.775	+2.715	14:16:58.015
3	1:05.181	+1.121	14:18:03.196
4	1:05.173	+1.113	14:19:08.369
5	1:05.623	+1.563	14:20:13.992
6	1:07.365	+3.305	14:21:21.357
7	1:05.424	+1.364	14:22:26.781
8	1:06.959	+2.899	14:23:33.740
9	1:04.060		14:24:37.800

Lap	Lap Tm	Diff	Time of Day
(3) Ian MUNRO			
1			14:15:45.009
2	1:07.920	+3.712	14:16:52.929
3	1:06.492	+2.284	14:17:59.421
4	1:05.155	+0.947	14:19:04.576
5	1:07.537	+3.329	14:20:12.113
6	1:04.311	+0.103	14:21:16.424
7	1:08.235	+4.027	14:22:24.659
8	1:04.208		14:23:28.867
9	1:04.475	+0.267	14:24:33.342

Lap	Lap Tm	Diff	Time of Day
(2) Peter CRUICKSHANK			
1			14:15:34.929
2	1:05.762	+1.214	14:16:40.691
3	1:11.206	+6.658	14:17:51.897
4	1:05.188	+0.640	14:18:57.085
5	1:04.856	+0.308	14:20:01.941
6	1:16.668	+12.120	14:21:18.609
7	1:06.004	+1.456	14:22:24.613
8	1:04.548		14:23:29.161
9	1:04.811	+0.263	14:24:33.972

Lap	Lap Tm	Diff	Time of Day
(38) Wayne MacCAULEY			
1			14:15:36.032
2	1:05.751	+1.199	14:16:41.783
3	1:06.837	+2.285	14:17:48.620
4	1:05.202	+0.650	14:18:53.822
5	1:05.255	+0.703	14:19:59.077

Lap	Lap Tm	Diff	Time of Day
6	1:05.671	+1.119	14:21:04.748
7	1:04.899	+0.347	14:22:09.647
8	1:04.552		14:23:14.199
9	1:05.270	+0.718	14:24:19.469

Lap	Lap Tm	Diff	Time of Day
(57) Francis GALASHAN			
1			14:15:55.603
2	1:07.567	+2.979	14:17:03.170
3	1:07.107	+2.519	14:18:10.277
4	1:06.483	+1.895	14:19:16.760
5	1:05.696	+1.108	14:20:22.456
6	1:06.255	+1.667	14:21:28.711
7	1:04.588		14:22:33.299
8	1:06.327	+1.739	14:23:39.626
9	1:05.423	+0.835	14:24:45.049

Lap	Lap Tm	Diff	Time of Day
(70) Hamish SMART			
1			14:15:33.585
2	1:07.128	+2.431	14:16:40.713
3	1:07.268	+2.571	14:17:47.981
4	1:05.429	+0.732	14:18:53.410
5	1:04.886	+0.189	14:19:58.296
6	1:04.993	+0.296	14:21:03.289
7	1:05.424	+0.727	14:22:08.713
8	1:04.697		14:23:13.410
9	1:06.337	+1.640	14:24:19.747

Lap	Lap Tm	Diff	Time of Day
(30) Tim SLEIGH			
1			14:15:39.455
2	1:09.745	+4.741	14:16:49.200
3	1:06.055	+1.051	14:17:55.255
4	1:06.440	+1.436	14:19:01.695
5	1:06.041	+1.037	14:20:07.736
6	1:06.689	+1.685	14:21:14.425
7	1:07.279	+2.275	14:22:21.704
8	1:05.611	+0.607	14:23:27.315
9	1:05.004		14:24:32.319

Lap	Lap Tm	Diff	Time of Day
(41) Sandford IMRIE			
1			14:15:52.309
2	1:09.736	+4.572	14:17:02.045
3	1:06.543	+1.379	14:18:08.588
4	1:09.830	+4.666	14:19:18.418
5	1:05.164		14:20:23.582
6	1:06.081	+0.917	14:21:29.663
7	1:05.302	+0.138	14:22:34.965
8	1:09.343	+4.179	14:23:44.308

Lap	Lap Tm	Diff	Time of Day
(39) Stuart WILSON			
1			14:16:01.654
2	1:10.206	+5.027	14:17:11.860
3	1:07.837	+2.658	14:18:19.697
4	1:06.674	+1.495	14:19:26.371
5	1:05.496	+0.317	14:20:31.867
6	1:05.807	+0.628	14:21:37.674
7	1:05.595	+0.416	14:22:43.269
8	1:05.179		14:23:48.448
9	1:06.676	+1.497	14:24:55.124

Lap	Lap Tm	Diff	Time of Day
(8) Dave COLVILLE			
1			14:16:00.821

Lap	Lap Tm	Diff	Time of Day
2	1:07.455	+2.165	14:17:08.276
3	1:06.181	+0.891	14:18:14.467
4	1:07.235	+1.945	14:19:21.692
5	1:05.488	+0.198	14:20:27.180
6	1:05.573	+0.283	14:21:32.753
7	1:05.290		14:22:38.043
8	1:05.348	+0.058	14:23:43.391
9	1:13.477	+8.187	14:24:56.868

Lap	Lap Tm	Diff	Time of Day
(50) Daryl FORD			
1			14:15:39.005
2	1:08.746	+2.888	14:16:47.751
3	1:07.687	+1.829	14:17:55.438
4	1:07.460	+1.602	14:19:02.898
5	1:10.031	+4.173	14:20:12.929
6	1:09.328	+3.470	14:21:22.257
7	1:06.474	+0.616	14:22:28.731
8	1:09.773	+3.915	14:23:38.504
9	1:05.858		14:24:44.362

Lap	Lap Tm	Diff	Time of Day
(77) Ewan WILSON			
1			14:16:35.014
2	1:16.164	+10.170	14:17:51.178
3	1:10.956	+4.962	14:19:02.134
4	1:10.211	+4.217	14:20:12.345
5	1:07.823	+1.829	14:21:20.168
6	1:06.923	+0.929	14:22:27.091
7	1:09.043	+3.049	14:23:36.134
8	1:05.994		14:24:42.128

Lap	Lap Tm	Diff	Time of Day
(22) John TURNER			
1			14:16:08.776
2	1:10.200	+4.193	14:17:18.976
3	1:07.127	+1.120	14:18:26.103
4	1:06.358	+0.351	14:19:32.461
5	1:06.220	+0.213	14:20:38.681
6	1:06.211	+0.204	14:21:44.892
7	1:06.007		14:22:50.899
8	1:17.492	+11.485	14:24:08.391

Lap	Lap Tm	Diff	Time of Day
(14) Barry HOLMES			
1			14:15:40.166
2	1:09.882	+3.418	14:16:50.048
3	1:06.697	+0.233	14:17:56.745
4	1:06.878	+0.414	14:19:03.623
5	1:13.110	+6.646	14:20:16.733
6	1:06.464		14:21:23.197
7	1:09.372	+2.908	14:22:32.569
8	1:06.603	+0.139	14:23:39.172
9	1:18.899	+12.435	14:24:58.071

Lap	Lap Tm	Diff	Time of Day
(26) Anthony LEESE			
1			14:15:42.573
2	1:09.995	+3.507	14:16:52.568
3	1:07.893	+1.405	14:18:00.461
4	1:07.145	+0.657	14:19:07.606
5	1:07.676	+1.188	14:20:15.282
6	1:07.346	+0.858	14:21:22.628
7	1:06.897	+0.409	14:22:29.525
8	1:09.385	+2.897	14:23:38.910
9	1:06.488		14:24:45.398

Clerk of the Course

Orbits

Sig. Time
 Chief Timekeeper - Ian Sharp (SMART)
 Times available on www.smart-timing.co.uk & www.mylaps.com

www.amb-it.com
www.mylaps.com
 Licensed to: SMART

Lap	Lap Tm	Diff	Time of Day
(10) Charlie COPE			
1			14:16:23.595
2	1:09.095	+2.543	14:17:32.690
3	1:08.819	+2.267	14:18:41.509
4	1:11.332	+4.780	14:19:52.841
5	1:06.552		14:20:59.393
6	1:13.739	+7.187	14:22:13.132
7	1:06.687	+0.135	14:23:19.819
8	1:07.636	+1.084	14:24:27.455

Lap	Lap Tm	Diff	Time of Day
(27) Stephen RUSSELL			
1			14:15:41.785
2	1:12.250	+5.694	14:16:54.035
3	1:08.212	+1.656	14:18:02.247
4	1:10.894	+4.338	14:19:13.141
5	1:06.694	+0.138	14:20:19.835
6	1:07.622	+1.066	14:21:27.457
7	1:06.891	+0.335	14:22:34.348
8	1:06.556		14:23:40.904
9	1:07.404	+0.848	14:24:48.308

Lap	Lap Tm	Diff	Time of Day
(17) Steven PORTER			
1			14:15:46.262
2	1:09.288	+2.467	14:16:55.550
3	1:07.348	+0.527	14:18:02.898
4	1:08.015	+1.194	14:19:10.913
5	1:08.585	+1.764	14:20:19.498
6	1:07.054	+0.233	14:21:26.552
7	1:07.236	+0.415	14:22:33.788
8	1:06.821		14:23:40.609
9	1:07.377	+0.556	14:24:47.986

Lap	Lap Tm	Diff	Time of Day
(48) James CUNNINGHAM			
1			14:15:46.678
2	1:10.315	+3.489	14:16:56.993
3	1:10.172	+3.346	14:18:07.165
4	1:07.819	+0.993	14:19:14.984
5	1:06.976	+0.150	14:20:21.960
6	1:09.090	+2.264	14:21:31.050
7	1:07.204	+0.378	14:22:38.254
8	1:07.070	+0.244	14:23:45.324
9	1:06.826		14:24:52.150

Lap	Lap Tm	Diff	Time of Day
(47) Martin BUCHAN			
1			14:15:50.410
2	1:11.299	+4.264	14:17:01.709
3	1:09.593	+2.558	14:18:11.302
4	1:10.908	+3.873	14:19:22.210
5	1:07.064	+0.029	14:20:29.274
6	1:07.035		14:21:36.309
7	1:08.396	+1.361	14:22:44.705
8	1:07.316	+0.281	14:23:52.021
9	1:07.709	+0.674	14:24:59.730

Lap	Lap Tm	Diff	Time of Day
(42) Fraser SHAW			
1			14:16:22.994
2	1:09.125	+1.665	14:17:32.119
3	1:09.246	+1.786	14:18:41.365
4	1:07.808	+0.348	14:19:49.173
5	1:07.460		14:20:56.633

Lap	Lap Tm	Diff	Time of Day
6	1:20.073	+12.613	14:22:16.706
(37) Russell MORGAN			
1			14:15:52.521
2	1:12.299	+3.682	14:17:04.820
3	1:09.763	+1.146	14:18:14.583
4	1:09.587	+0.970	14:19:24.170
5	1:09.079	+0.462	14:20:33.249
6	1:08.617		14:21:41.866
7	1:09.186	+0.569	14:22:51.052
8	1:09.122	+0.505	14:24:00.174

Lap	Lap Tm	Diff	Time of Day
(23) Fiona WALLACE			
1			14:16:32.048
2	1:12.098	+3.419	14:17:44.146
3	1:10.765	+2.086	14:18:54.911
4	1:11.440	+2.761	14:20:06.351
5	1:08.679		14:21:15.030
6	1:11.494	+2.815	14:22:26.524
7	1:14.138	+5.459	14:23:40.662
8	1:11.233	+2.554	14:24:51.895

Lap	Lap Tm	Diff	Time of Day
(21) Russell TURNER			
1			14:16:11.825
2	1:18.379	+6.904	14:17:30.204
3	1:15.330	+3.855	14:18:45.534
4	1:14.802	+3.327	14:20:00.336
5	1:12.171	+0.696	14:21:12.507
6	1:13.588	+2.113	14:22:26.095
7	1:13.954	+2.479	14:23:40.049
8	1:11.475		14:24:51.524

Lap	Lap Tm	Diff	Time of Day
(12) Jason CALLAGHAN			
1			14:15:39.362
2	1:17.491	+4.347	14:16:56.853
3	1:14.088	+0.944	14:18:10.941
4	1:15.730	+2.586	14:19:26.671
5	1:13.144		14:20:39.815
6	1:14.837	+1.693	14:21:54.652
7	1:16.880	+3.736	14:23:11.532
8	1:23.588	+10.444	14:24:35.120

Lap	Lap Tm	Diff	Time of Day
(34) Stephen EMSLIE			
1			14:16:26.823
2	1:21.495		14:17:48.318

SMRC GT Cup Meeting

Scottish MRC XR2 Championship

Knockhill 1.280 Miles

Race 7 - First Race

06/09/2009 09:10

Race (10 Laps)

POLE POSITION

2
2 Peter CRUICKSHANK
1:04.548

1
3 Ian MUNRO
1:04.208

1

4
70 Hamish SMART
1:04.697

3
38 Wayne MacCAULEY
1:04.552

2

6
8 Dave COLVILLE
1:05.290

5
30 Tim SLEIGH
1:05.004

3

8
22 John TURNER
1:06.007

7
50 Daryl FORD
1:05.858

4

10
26 Anthony LEESE
1:06.488

9
14 Barry HOLMES
1:06.464

5

12
27 Stephen RUSSELL
1:06.556

11
10 Charlie COPE
1:06.552

6

14
48 James CUNNINGHAM
1:06.826

13
17 Steven PORTER
1:06.821

7

16
42 Fraser SHAW
1:07.460

15
47 Martin BUCHAN
1:07.035

8

18
23 Fiona WALLACE
1:08.679

17
37 Russell MORGAN
1:08.617

9

20
12 Jason CALLAGHAN
1:13.144

19
21 Russell TURNER
1:11.475

10

22

21
34 Stephen EMSLIE
1:21.495

11

24

23

12

Clerk of the Course

Orbits 4

Sig. Time
Chief Timekeeper - Ian Sharp (SMART)
Times available on www.smart-timing.co.uk & www.mylaps.com

www.amb-it.com
www.mylaps.com
Licensed to: SMART

SMRC GT Cup Meeting


Scottish MRC XR2 Championship

Race 7 - First Race

Race (10 Laps)

Knockhill 1.280 Miles

06/09/2009 09:10



26

87 Ryan STIRLING
1:04.036

28

57 Francis GALASHAN
1:04.588

30

39 Stuart WILSON
1:05.179

25

99 Ian COWIE
1:02.768

27

45 Stewart SCOTT
1:04.060

29

41 Sandford IMRIE
1:05.164

31

77 Ewan WILSON
1:05.994

13

14

15

16

SMRC GT Cup Meeting

Sorted on Best Lap time

FFDR Mini Cooper Cup

Knockhill 1.280 Miles

Practice 4

05/09/2009 14:45

Practice started at 14:50:31

Pos	No.	Name	Make/Model	CC	Class C	Laps	Best Tm	Diff 1 Lap	Best Spd	2nd Best
1	2	Kenneth THIRWALL	Mini Cooper	1600	SM	7	1:03.650		72.396	1:03.858
2	5	Michael ROWAN	Mini Cooper	1600	SM	8	1:03.657	0.007	72.388	1:03.788
3	20	David SLEIGH	Mini Cooper	1600	SMN	8	1:03.682	0.032	72.360	1:03.752
4	18	Chris KNOX	Mini Cooper	1600	SM	8	1:03.761	0.111	72.270	1:03.817
5	7	Vic COVEY Jnr	Mini Cooper	1600	SM	7	1:03.869	0.219	72.148	1:03.978
6	23	Jordan GRONKOWSKI	Mini Cooper	1600	SM	8	1:03.921	0.271	72.089	1:03.929
7	16	Mario LOIA	Mini Cooper	1600	SM	8	1:03.957	0.307	72.048	1:04.097
8	17	Mark DRYDEN	Mini Cooper	1600	SM	7	1:04.044	0.394	71.951	1:04.152
9	14	Alan WAUGH	Mini Cooper	1600	SMN	7	1:04.294	0.644	71.671	1:04.663
10	9	Kenneth BREWSTER	Mini Cooper	1600	SMN	7	1:04.433	0.783	71.516	1:04.609
11	19	Steven BREWSTER	Mini Cooper	1600	SMN	7	1:04.772	1.122	71.142	1:04.899
12	8	Hamish BRANDON	Mini Cooper	1600	SMN	7	1:04.811	1.161	71.099	1:06.021
13	22	Chris PEARSON	Mini Cooper	1600	SMN	7	1:05.162	1.512	70.716	1:05.247
14	10	Geoff GILLIES	Mini Cooper	1600	SMN	7	1:05.433	1.783	70.423	1:05.491
15	21	Gavin STRUTH	Mini Cooper	1600	SM	7	1:05.457	1.807	70.397	1:05.509
16	6	Paul SALE	Mini Cooper	1600	SMN	7	1:05.836	2.186	69.992	1:05.945
17	15	Cosmo MOLINARO	Mini Cooper	1600	SM	6	1:05.891	2.241	69.934	1:06.641
18	1	Billy ANDERSON	Mini Cooper	1600	SM	7	1:08.724	5.074	67.051	1:09.133

Clerk of the Course

Orbits 4

Sig. Time
 Chief Timekeeper - Ian Sharp (SMART)
 Times available on www.smart-timing.co.uk & www.mylaps.com

www.amb-it.com
www.mylaps.com
 Licensed to: SMART

SMRC GT Cup Meeting

FFDR Mini Cooper Cup

Practice 4

Practice started at 14:50:31

Knockhill 1.280 Miles

05/09/2009 14:45

Lap	Lap Tm	Diff	Time of Day
(2) Kenneth THIRWALL			
1			14:52:13.363
2	1:04.326	+0.676	14:53:17.689
3	1:10.436	+6.786	14:54:28.125
4	1:03.867	+0.217	14:55:31.992
5	1:03.887	+0.237	14:56:35.879
6	1:03.858	+0.208	14:57:39.737
7	1:03.650		14:58:43.387

Lap	Lap Tm	Diff	Time of Day
(5) Michael ROWAN			
1			14:51:49.366
2	1:05.198	+1.541	14:52:54.564
3	1:04.255	+0.598	14:53:58.819
4	1:03.966	+0.309	14:55:02.785
5	1:03.657		14:56:06.442
6	1:03.788	+0.131	14:57:10.230
7	1:04.132	+0.475	14:58:14.362
8	1:04.673	+1.016	14:59:19.035

Lap	Lap Tm	Diff	Time of Day
(20) David SLEIGH			
1			14:51:41.781
2	1:05.937	+2.255	14:52:47.718
3	1:03.826	+0.144	14:53:51.544
4	1:03.752	+0.070	14:54:55.296
5	1:03.682		14:55:58.978
6	1:04.274	+0.592	14:57:03.252
7	1:04.252	+0.570	14:58:07.504
8	1:04.820	+1.138	14:59:12.324

Lap	Lap Tm	Diff	Time of Day
(18) Chris KNOX			
1			14:51:41.439
2	1:05.735	+1.974	14:52:47.174
3	1:03.761		14:53:50.935
4	1:03.864	+0.103	14:54:54.799
5	1:04.881	+1.120	14:55:59.680
6	1:03.817	+0.056	14:57:03.497
7	1:04.264	+0.503	14:58:07.761
8	1:06.003	+2.242	14:59:13.764

Lap	Lap Tm	Diff	Time of Day
(7) Vic COVEY Jnr			
1			14:52:44.176
2	1:04.013	+0.144	14:53:48.189
3	1:03.978	+0.109	14:54:52.167
4	1:04.055	+0.186	14:55:56.222
5	1:08.846	+4.977	14:57:05.068
6	1:03.869		14:58:08.937
7	1:05.432	+1.563	14:59:14.369

Lap	Lap Tm	Diff	Time of Day
(23) Jordan GRONKOWSKI			
1			14:51:51.946
2	1:05.464	+1.543	14:52:57.410
3	1:08.111	+4.190	14:54:05.521
4	1:04.653	+0.732	14:55:10.174
5	1:03.992	+0.071	14:56:14.166
6	1:03.921		14:57:18.087
7	1:03.929	+0.008	14:58:22.016
8	1:04.245	+0.324	14:59:26.261

Lap	Lap Tm	Diff	Time of Day
(16) Mario LOIA			
1			14:51:52.777
2	1:04.826	+0.869	14:52:57.603
3	1:05.095	+1.138	14:54:02.698
4	1:04.686	+0.729	14:55:07.384
5	1:04.097	+0.140	14:56:11.481
6	1:03.957		14:57:15.438

Lap	Lap Tm	Diff	Time of Day
7	1:04.246	+0.289	14:58:19.684
8	1:04.485	+0.528	14:59:24.169

Lap	Lap Tm	Diff	Time of Day
(17) Mark DRYDEN			
1			14:52:20.440
2	1:05.396	+1.352	14:53:25.836
3	1:04.538	+0.494	14:54:30.374
4	1:04.898	+0.854	14:55:35.272
5	1:04.044		14:56:39.316
6	1:04.152	+0.108	14:57:43.468
7	1:04.342	+0.298	14:58:47.810

Lap	Lap Tm	Diff	Time of Day
(14) Alan WAUGH			
1			14:52:35.600
2	1:05.636	+1.342	14:53:41.236
3	1:05.170	+0.876	14:54:46.406
4	1:04.726	+0.432	14:55:51.132
5	1:04.294		14:56:55.426
6	1:05.012	+0.718	14:58:00.438
7	1:04.663	+0.369	14:59:05.101

Lap	Lap Tm	Diff	Time of Day
(9) Kenneth BREWSTER			
1			14:52:22.798
2	1:06.308	+1.875	14:53:29.106
3	1:06.080	+1.647	14:54:35.186
4	1:04.609	+0.176	14:55:39.795
5	1:04.866	+0.433	14:56:44.661
6	1:04.433		14:57:49.094
7	1:06.647	+2.214	14:58:55.741

Lap	Lap Tm	Diff	Time of Day
(19) Steven BREWSTER			
1			14:52:18.684
2	1:07.791	+3.019	14:53:26.475
3	1:06.251	+1.479	14:54:32.726
4	1:05.177	+0.405	14:55:37.903
5	1:05.355	+0.583	14:56:43.258
6	1:04.772		14:57:48.030
7	1:04.899	+0.127	14:58:52.929

Lap	Lap Tm	Diff	Time of Day
(8) Hamish BRANDON			
1			14:52:16.092
2	1:07.144	+2.333	14:53:23.236
3	1:06.351	+1.540	14:54:29.587
4	1:06.725	+1.914	14:55:36.312
5	1:04.811		14:56:41.123
6	1:06.021	+1.210	14:57:47.144
7	1:06.324	+1.513	14:58:53.468

Lap	Lap Tm	Diff	Time of Day
(22) Chris PEARSON			
1			14:52:30.799
2	1:07.660	+2.498	14:53:38.459
3	1:06.961	+1.799	14:54:45.420
4	1:05.949	+0.787	14:55:51.369
5	1:05.247	+0.085	14:56:56.616
6	1:05.500	+0.338	14:58:02.116
7	1:05.162		14:59:07.278

Lap	Lap Tm	Diff	Time of Day
(10) Geoff GILLIES			
1			14:52:01.137
2	1:07.986	+2.553	14:53:09.123
3	1:06.034	+0.601	14:54:15.157
4	1:07.233	+1.800	14:55:22.390
5	1:05.491	+0.058	14:56:27.881
6	1:05.991	+0.558	14:57:33.872
7	1:05.433		14:58:39.305

Lap	Lap Tm	Diff	Time of Day
(21) Gavin STRUTH			
1			14:52:02.318
2	1:07.570	+2.113	14:53:09.888
3	1:06.003	+0.546	14:54:15.891
4	1:07.327	+1.870	14:55:23.218
5	1:05.509	+0.052	14:56:28.727
6	1:06.311	+0.854	14:57:35.038
7	1:05.457		14:58:40.495

Lap	Lap Tm	Diff	Time of Day
(6) Paul SALE			
1			14:52:29.429
2	1:10.152	+4.316	14:53:39.581
3	1:07.714	+1.878	14:54:47.295
4	1:05.836		14:55:53.131
5	1:05.945	+0.109	14:56:59.076
6	1:07.152	+1.316	14:58:06.228
7	1:08.883	+3.047	14:59:15.111

Lap	Lap Tm	Diff	Time of Day
(15) Cosmo MOLINARO			
1			14:52:07.113
2	1:09.117	+3.226	14:53:16.230
3	1:23.612	+17.721	14:54:39.842
4	2:10.040	+1:04.149	14:56:49.882
5	1:06.641	+0.750	14:57:56.523
6	1:05.891		14:59:02.414

Lap	Lap Tm	Diff	Time of Day
(1) Billy ANDERSON			
1			14:51:54.537
2	1:09.133	+0.409	14:53:03.670
3	1:09.751	+1.027	14:54:13.421
4	1:12.426	+3.702	14:55:25.847
5	1:09.701	+0.977	14:56:35.548
6	1:08.724		14:57:44.272
7	1:09.437	+0.713	14:58:53.709

Clerk of the Course

Orbits 4

Sig. Time
 Chief Timekeeper - Ian Sharp (SMART)
 Times available on www.smart-timing.co.uk & www.mylaps.com

www.amb-it.com
www.mylaps.com
 Licensed to: SMART

SMRC GT Cup Meeting

FFDR Mini Cooper Cup

Race 8 - First Race

Race (8 Laps) started at 9:48:14

Knockhill 1.280 Miles

06/09/2009 09:30

POLE POSITION

2
5 Michael ROWAN
1:03.657

4
18 Chris KNOX
1:03.761

6
23 Jordan GRONKOWSKI
1:03.921

8
17 Mark DRYDEN
1:04.044

10
9 Kenneth BREWSTER
1:04.433

12
8 Hamish BRANDON
1:04.811

14
10 Geoff GILLIES
1:05.433

16
6 Paul SALE
1:05.836

18
1 Billy ANDERSON
1:08.724

1
2 Kenneth THIRWALL
1:03.650

3
20 David SLEIGH
1:03.682

5
7 Vic COVEY Jnr
1:03.869

7
16 Mario LOIA
1:03.957

9
14 Alan WAUGH
1:04.294

11
19 Steven BREWSTER
1:04.772

13
22 Chris PEARSON
1:05.162

15
21 Gavin STRUTH
1:05.457

17
15 Cosmo MOLINARO
1:05.891

1
2
3
4
5
6
7
8
9

Clerk of the Course

Orbits 4

Sig. Time
Chief Timekeeper - Ian Sharp (SMART)
Times available on www.smart-timing.co.uk & www.mylaps.com

www.amb-it.com
www.mylaps.com
Licensed to: SMART

SMRC GT Cup Meeting**Sorted on Best Lap time**

Scottish MRC Classic Sports & Saloons

Knockhill 1.280 Miles

Practice 5

05/09/2009 15:00

Practice started at 15:03:44

Pos	No.	Name	Make/Model	CC	Class	C Laps	Best Tm	Diff 1 Lap	Best Spd	2nd Best
1	73	Andrew SMITH	Morgan + 8	3900	CD	8	58.171		79.215	58.469
2	72	Russell PATERSON	Morgan + 8	3900	CD	9	58.309	0.138	79.027	58.928
3	4	Stan BERNARD	Porsche 911	2994	CD	8	1:00.543	2.372	76.111	1:00.545
4	70	Barry RIDDELL	Triumph TR8	3900	CD	8	1:01.352	3.181	75.108	1:01.875
5	58	John MARSHALL	Ford Escort	2000	CC	7	1:01.479	3.308	74.952	1:01.523
6	71	Gordon NAESMITH	Triumph TR8	3500	CD	7	1:01.830	3.659	74.527	1:02.254
7	69	Derek HASTINGS	Lotus Elan	1558	CC	2	1:02.967	4.796	73.181	
8	66	Ian LONGFORD	Ford Escort	1993	CC	8	1:03.551	5.380	72.509	1:04.214
9	21	Jimmy CROW	Ford Escort	2000	CC	8	1:03.851	5.680	72.168	1:04.224
10	1	Olly ROSS	Lotus Europa	1600	CC	4	1:03.927	5.756	72.082	1:04.601
11	5	Matthew GORDON	Porsche 911	2700	CD	8	1:04.111	5.940	71.875	1:04.815
12	29	Richard MERRELL	Alfa Giulia GT	1995	CC	7	1:04.619	6.448	71.310	1:05.010
13	46	Robin BENN	Ford Capri	3000	CD	7	1:04.724	6.553	71.195	1:05.549
14	6	George LEITCH	Mini Ogle	1293	CB	7	1:05.681	7.510	70.157	1:06.179
15	16	Colin BEVERIDGE	Alfa Sud	1490	CB	7	1:06.276	8.105	69.527	1:06.424
16	39	Harry SIMPSON	Hillman Imp	1040	CB	8	1:08.314	10.143	67.453	1:08.488
17	48	Roger MOTHERWELL	Alfa Romeo GTV	1962	CB	7	1:09.277	11.106	66.516	1:09.879
18	14	Tim REID	Marcos	1660	CC	7	1:11.557	13.386	64.396	1:12.164
19	17	Andrew SWANSTON	Ford Escort RS	1600	CC	7	1:12.586	14.415	63.483	1:13.233

Clerk of the Course

Orbits 4

Sig. Time
 Chief Timekeeper - Ian Sharp (SMART)
 Times available on www.smart-timing.co.uk & www.mylaps.com

www.amb-it.com
www.mylaps.com
 Licensed to: SMART

Printed: 06/09/2009 12:34:58

SMRC GT Cup Meeting

Scottish MRC Classic Sports & Saloons

Knockhill 1.280 Miles

Practice 5

05/09/2009 15:00

Practice started at 15:03:44

Lap	Lap Tm	Diff	Time of Day
(73) Andrew SMITH			
1			15:05:36.196
2	1:03.940	+5.769	15:06:40.136
3	1:00.768	+2.597	15:07:40.904
4	59.545	+1.374	15:08:40.449
5	59.283	+1.112	15:09:39.732
6	58.915	+0.744	15:10:38.647
7	58.469	+0.298	15:11:37.116
8	58.171		15:12:35.287

Lap	Lap Tm	Diff	Time of Day
(72) Russell PATERSON			
1			15:05:10.586
2	1:00.616	+2.307	15:06:11.202
3	59.150	+0.841	15:07:10.352
4	1:03.413	+5.104	15:08:13.765
5	59.338	+1.029	15:09:13.103
6	59.026	+0.717	15:10:12.129
7	58.309		15:11:10.438
8	59.398	+1.089	15:12:09.836
9	58.928	+0.619	15:13:08.764

Lap	Lap Tm	Diff	Time of Day
(4) Stan BERNARD			
1			15:05:07.117
2	1:01.312	+0.769	15:06:08.429
3	1:01.301	+0.758	15:07:09.730
4	1:02.612	+2.069	15:08:12.342
5	1:01.430	+0.887	15:09:13.772
6	1:01.216	+0.673	15:10:14.988
7	1:00.545	+0.002	15:11:15.533
8	1:00.543		15:12:16.076

Lap	Lap Tm	Diff	Time of Day
(70) Barry RIDDELL			
1			15:05:29.411
2	1:05.483	+4.131	15:06:34.894
3	1:03.385	+2.033	15:07:38.279
4	1:01.942	+0.590	15:08:40.221
5	1:01.352		15:09:41.573
6	1:01.875	+0.523	15:10:43.448
7	1:02.833	+1.481	15:11:46.281
8	1:02.107	+0.755	15:12:48.388

Lap	Lap Tm	Diff	Time of Day
(58) John MARSHALL			
1			15:06:04.649
2	1:01.953	+0.474	15:07:06.602
3	1:03.518	+2.039	15:08:10.120
4	1:01.479		15:09:11.599
5	1:01.523	+0.044	15:10:13.122
6	1:01.891	+0.412	15:11:15.013
7	1:01.726	+0.247	15:12:16.739

Lap	Lap Tm	Diff	Time of Day
(71) Gordon NAESMITH			
1			15:06:00.802
2	1:05.535	+3.705	15:07:06.337
3	1:06.774	+4.944	15:08:13.111
4	1:02.849	+1.019	15:09:15.960
5	1:02.361	+0.531	15:10:18.321
6	1:02.254	+0.424	15:11:20.575
7	1:01.830		15:12:22.405

Lap	Lap Tm	Diff	Time of Day
(69) Derek HASTINGS			
1			15:05:09.099
2	1:02.967		15:06:12.066

Lap	Lap Tm	Diff	Time of Day
(66) Ian LONGFORD			
1			15:05:37.173

Lap	Lap Tm	Diff	Time of Day
2	1:05.919	+2.368	15:06:43.092
3	1:07.768	+4.217	15:07:50.860
4	1:04.539	+0.988	15:08:55.399
5	1:04.214	+0.663	15:09:59.613
6	1:04.951	+1.400	15:11:04.564
7	1:05.708	+2.157	15:12:10.272
8	1:03.551		15:13:13.823

Lap	Lap Tm	Diff	Time of Day
(21) Jimmy CROW			
1			15:05:35.227
2	1:06.583	+2.732	15:06:41.810
3	1:10.851	+7.000	15:07:52.661
4	1:05.210	+1.359	15:08:57.871
5	1:04.224	+0.373	15:10:02.095
6	1:03.851		15:11:05.946
7	1:04.851	+1.000	15:12:10.797
8	1:04.268	+0.417	15:13:15.065

Lap	Lap Tm	Diff	Time of Day
(1) Olly ROSS			
1			15:05:10.495
2	1:05.483	+1.556	15:06:15.978
3	1:04.601	+0.674	15:07:20.579
4	1:03.927		15:08:24.506

Lap	Lap Tm	Diff	Time of Day
(5) Matthew GORDON			
1			15:05:14.924
2	1:07.553	+3.442	15:06:22.477
3	1:06.937	+2.826	15:07:29.414
4	1:06.143	+2.032	15:08:35.557
5	1:04.815	+0.704	15:09:40.372
6	1:04.111		15:10:44.483
7	1:05.925	+1.814	15:11:50.408
8	1:05.962	+1.851	15:12:56.370

Lap	Lap Tm	Diff	Time of Day
(29) Richard MERRELL			
1			15:05:46.667
2	1:09.210	+4.591	15:06:55.877
3	1:08.394	+3.775	15:08:04.271
4	1:06.114	+1.495	15:09:10.385
5	1:06.634	+2.015	15:10:17.019
6	1:05.010	+0.391	15:11:22.029
7	1:04.619		15:12:26.648

Lap	Lap Tm	Diff	Time of Day
(46) Robin BENN			
1			15:05:46.111
2	1:07.401	+2.677	15:06:53.512
3	1:06.615	+1.891	15:08:00.127
4	1:06.114	+1.390	15:09:06.241
5	1:05.549	+0.825	15:10:11.790
6	1:05.599	+0.875	15:11:17.389
7	1:04.724		15:12:22.113

Lap	Lap Tm	Diff	Time of Day
(6) George LEITCH			
1			15:05:36.613
2	1:09.570	+3.889	15:06:46.183
3	1:09.661	+3.980	15:07:55.844
4	1:06.680	+0.999	15:09:02.524
5	1:06.445	+0.764	15:10:08.969
6	1:06.179	+0.498	15:11:15.148
7	1:05.681		15:12:20.829

Lap	Lap Tm	Diff	Time of Day
(16) Colin BEVERIDGE			
1			15:05:58.842
2	1:07.598	+1.322	15:07:06.440
3	1:10.792	+4.516	15:08:17.232
4	1:06.750	+0.474	15:09:23.982

Lap	Lap Tm	Diff	Time of Day
5	1:06.276		15:10:30.258
6	1:06.424	+0.148	15:11:36.682
7	1:06.591	+0.315	15:12:43.273

Lap	Lap Tm	Diff	Time of Day
(39) Harry SIMPSON			
1			15:05:10.700
2	1:09.646	+1.332	15:06:20.346
3	1:10.888	+2.574	15:07:31.234
4	1:09.590	+1.276	15:08:40.824
5	1:08.314		15:09:49.138
6	1:08.488	+0.174	15:10:57.626
7	1:08.632	+0.318	15:12:06.258
8	1:08.743	+0.429	15:13:15.001

Lap	Lap Tm	Diff	Time of Day
(48) Roger MOTHERWELL			
1			15:05:53.655
2	1:10.644	+1.367	15:07:04.299
3	1:13.938	+4.661	15:08:18.237
4	1:10.954	+1.677	15:09:29.191
5	1:09.277		15:10:38.468
6	1:09.879	+0.602	15:11:48.347
7	1:15.022	+5.745	15:13:03.369

Lap	Lap Tm	Diff	Time of Day
(14) Tim REID			
1			15:05:44.911
2	1:16.091	+4.534	15:07:01.002
3	1:15.765	+4.208	15:08:16.767
4	1:12.747	+1.190	15:09:29.514
5	1:12.164	+0.607	15:10:41.678
6	1:13.087	+1.530	15:11:54.765
7	1:11.557		15:13:06.322

Lap	Lap Tm	Diff	Time of Day
(17) Andrew SWANSTON			
1			15:05:26.470
2	1:14.578	+1.992	15:06:41.048
3	1:17.300	+4.714	15:07:58.348
4	1:13.564	+0.978	15:09:11.912
5	1:14.316	+1.730	15:10:26.228
6	1:13.233	+0.647	15:11:39.461
7	1:12.586		15:12:52.047

Clerk of the Course

Orbits 4

Sig. Time
 Chief Timekeeper - Ian Sharp (SMART)
 Times available on www.smart-timing.co.uk & www.mylaps.com
 Printed: 06/09/2009 12:35:24

www.amb-it.com
www.mylaps.com
 Licensed to: SMART

SMRC GT Cup Meeting

Scottish MRC Classic Sports & Saloons

Race 9 - First Race

Race (12 Laps) started at 10:15:17

Knockhill 1.280 Miles

06/09/2009 09:50

POLE POSITION

2
72 Russell PATERSON
58.309

4
70 Barry RIDDELL
1:01.352

6
71 Gordon NAESMITH
1:01.830

8
66 Ian LONGFORD
1:03.551

10
1 Oily ROSS
1:03.927

12
29 Richard MERRELL
1:04.619

14
6 George LEITCH
1:05.681

16
39 Harry SIMPSON
1:08.314

18
14 Tim REID
1:11.557

20
25 Willie ROBERTSON

1
73 Andrew SMITH
58.171

3
4 Stan BERNARD
1:00.543

5
58 John MARSHALL
1:01.479

7
69 Derek HASTINGS
1:02.967

9
21 Jimmy CROW
1:03.851

11
5 Matthew GORDON
1:04.111

13
46 Robin BENN
1:04.724

15
16 Colin BEVERIDGE
1:06.276

17
48 Roger MOTHERWELL
1:09.277

19
17 Andrew SWANSTON
1:12.586

1

2

3

4

5

6

7

8

9

10

Clerk of the Course

Sig. Time
Chief Timekeeper - Ian Sharp (SMART)
Times available on www.smart-timing.co.uk & www.mylaps.com

Orbits 4

www.amb-it.com
www.mylaps.com
Licensed to: SMART

GT Cup 2009

Knockhill 1.280 Miles

Qualifying

05/09/2009 15:20

Practice (31:00 Time) started at 15:16:39

Pos	No.	Name	Make/Model	CC	Class C	Best Tm	Diff	Lap	Best Speed	2nd Best
1	50	Paul HOGARTH	Lamborghini Gallardo	5000	1	52.746		13	87.362	52.787
2	11	George BREWSTER	Porsche 977 GT3 Cup	3600	2	52.840	0.094	13	87.207	53.533
3	16	Colin SIMPSON	Marcos Mantis	5000	2	53.554	0.808	13	86.044	53.658
4	79	Bob LYONS	Porsche 997 GT3 Cup	3600	2	53.638	0.892	13	85.909	53.653
5	56	Tommy DREELAN	Porsche 997 GT3 Cup	3600	2	53.701	0.955	20	85.808	53.716
6	81	John GAW / Phil DRYBURGH	Porsche 997 GT3 Cup	3600	2	53.761	1.015	12	85.713	53.798
7	40	Ray DIAS	Porsche GT3 Cup	3600	2	54.447	1.701	11	84.633	54.528
8	30	Benjamin HARVEY	Porsche 996 GT3 Cup	3600	3	54.474	1.728	11	84.591	54.691
9	78	Jim GEDDIE	Porsche 996 GT3 Cup	3600	3	54.509	1.763	9	84.536	54.580
10	29	Craig WILKINS	Ginetta G50 Cup	3500	3	54.622	1.876	10	84.362	54.665
11	37	Barclay DOUGALL	BMW M3 E46	3600	3	54.702	1.956	20	84.238	54.793
12	87	Alex MARTIN	Porsche 997 GT3 Cup	3600	3	54.785	2.039	7	84.111	54.890
13	45	Andrew TATE	Porsche 993 GT3 Cup	3600	2	54.819	2.073	13	84.058	54.872
14	55	Gary EASTWOOD	Porsche 996 GT3 Cup	3600	3	54.919	2.173	13	83.905	55.025
15	22	Henry FIRMAN	Porsche 996 GT3 Cup	3600	3	55.151	2.405	11	83.552	55.451
16	7	Bertie CARRUTHERS	Porsche 996 GT3 Cup	3600	3	55.853	3.107	11	82.502	56.077
17	25	Richard DENNY	Porsche 996 GT3 Cup	3600	3	57.036	4.290	11	80.791	57.091
18	31	Michael SYMONS	BMW M3 E46	3600	3	1:04.623	11.877	2	71.306	

Lap	Lap Tm	Diff	Time of Day
(50) Paul HOGARTH			
1			15:18:50.818
2	1:04.230	+11.484	15:19:55.048
3	54.756	+2.010	15:20:49.804
4	1:00.084	+7.338	15:21:49.888
5	11:16.248	+10:23.502	15:33:06.136
6	56.211	+3.465	15:34:02.347
7	1:01.388	+8.642	15:35:03.735
8	53.095	+0.349	15:35:56.830
9	59.466	+6.720	15:36:56.296
10	53.882	+1.136	15:37:50.178
11	52.787	+0.041	15:38:42.965
12	58.365	+5.619	15:39:41.330
13	52.746		15:40:34.076
14	55.495	+2.749	15:41:29.571
15	1:00.416	+7.670	15:42:29.987
16	2:30.320	+1:37.574	15:45:00.307
17	57.021	+4.275	15:45:57.328
18	59.308	+6.562	15:46:56.636

Lap	Lap Tm	Diff	Time of Day
(11) George BREWSTER			
1			15:18:43.452
2	58.178	+5.338	15:19:41.630
3	55.786	+2.946	15:20:37.416
4	56.177	+3.337	15:21:33.593
5	11:37.868	+10:45.028	15:33:11.461
6	1:00.219	+7.379	15:34:11.680
7	54.327	+1.487	15:35:06.007
8	57.414	+4.574	15:36:03.421
9	55.903	+3.063	15:36:59.324
10	54.073	+1.233	15:37:53.397
11	54.261	+1.421	15:38:47.658
12	54.719	+1.879	15:39:42.377
13	52.840		15:40:35.217
14	56.804	+3.964	15:41:32.021
15	54.060	+1.220	15:42:26.081
16	57.097	+4.257	15:43:23.178
17	53.538	+0.698	15:44:16.716
18	53.710	+0.870	15:45:10.426
19	53.582	+0.742	15:46:04.008
20	53.533	+0.693	15:46:57.541

Lap	Lap Tm	Diff	Time of Day
(16) Colin SIMPSON			
1			15:18:44.505
2	58.778	+5.224	15:19:43.283
3	56.471	+2.917	15:20:39.754
4	55.512	+1.958	15:21:35.266
5	11:32.019	+10:38.465	15:33:07.285
6	55.857	+2.303	15:34:03.142
7	55.922	+2.368	15:34:59.064
8	54.977	+1.423	15:35:54.041
9	54.615	+1.061	15:36:48.656
10	55.159	+1.605	15:37:43.815
11	54.153	+0.599	15:38:37.968
12	54.591	+1.037	15:39:32.559
13	53.554		15:40:26.113
14	53.658	+0.104	15:41:19.771
15	53.849	+0.295	15:42:13.620
16	1:00.724	+7.170	15:43:14.344

Lap	Lap Tm	Diff	Time of Day
(79) Bob LYONS			
1			15:18:47.889
2	58.958	+5.320	15:19:46.847
3	56.350	+2.712	15:20:43.197
4	1:13.686	+20.048	15:21:56.883
5	11:20.447	+10:26.809	15:33:17.330
6	59.457	+5.819	15:34:16.787
7	55.967	+2.329	15:35:12.754
8	58.861	+5.223	15:36:11.615
9	1:01.930	+8.292	15:37:13.545
10	54.932	+1.294	15:38:08.477
11	54.117	+0.479	15:39:02.594
12	53.653	+0.015	15:39:56.247
13	53.638		15:40:49.885
14	53.987	+0.349	15:41:43.872
15	53.738	+0.100	15:42:37.610
16	58.839	+5.201	15:43:36.449
17	2:09.677	+1:16.039	15:45:46.126
18	53.985	+0.347	15:46:40.111
19	54.153	+0.515	15:47:34.264

Lap	Lap Tm	Diff	Time of Day
(56) Tommy DREELAN			
1			15:18:46.127
2	1:01.222	+7.521	15:19:47.349
3	58.354	+4.653	15:20:45.703
4	59.694	+5.993	15:21:45.397
5	11:22.939	+10:29.238	15:33:08.336
6	58.887	+5.186	15:34:07.223
7	58.240	+4.539	15:35:05.463
8	56.279	+2.578	15:36:01.742
9	55.730	+2.029	15:36:57.472
10	54.958	+1.257	15:37:52.430
11	54.991	+1.290	15:38:47.421
12	55.980	+2.279	15:39:43.401
13	55.056	+1.355	15:40:38.457
14	54.593	+0.892	15:41:33.050
15	55.061	+1.360	15:42:28.111
16	55.718	+2.017	15:43:23.829
17	54.140	+0.439	15:44:17.969
18	54.096	+0.395	15:45:12.065
19	53.716	+0.015	15:46:05.781
20	53.701		15:46:59.482

Lap	Lap Tm	Diff	Time of Day
(81) John GAW / Phil DRYBURGH			
1			15:18:49.414
2	1:01.328	+7.567	15:19:50.742
3	59.743	+5.982	15:20:50.485
4	58.177	+4.416	15:21:48.662
5	11:56.404	+11:02.643	15:33:45.066
6	55.001	+1.240	15:34:40.067
7	54.467	+0.706	15:35:34.534
8	54.078	+0.317	15:36:28.612
9	54.442	+0.681	15:37:23.054
10	53.949	+0.188	15:38:17.003
11	1:07.399	+13.638	15:39:24.402
12	53.761		15:40:18.163
13	53.798	+0.037	15:41:11.961
14	54.204	+0.443	15:42:06.165
15	54.152	+0.391	15:43:00.317
16	54.957	+1.196	15:43:55.274
17	54.025	+0.264	15:44:49.299

Lap	Lap Tm	Diff	Time of Day
18	54.447	+0.686	15:45:43.746
19	55.098	+1.337	15:46:38.844
20	1:05.029	+11.268	15:47:43.873
(40) Ray DIAS			
1			15:33:05.207
2	1:01.576	+7.129	15:34:06.783
3	59.479	+5.032	15:35:06.262
4	1:02.887	+8.440	15:36:09.149
5	56.091	+1.644	15:37:05.240
6	56.246	+1.799	15:38:01.486
7	55.835	+1.388	15:38:57.321
8	55.156	+0.709	15:39:52.477
9	55.252	+0.805	15:40:47.729
10	54.749	+0.302	15:41:42.478
11	54.447		15:42:36.925
12	58.749	+4.302	15:43:35.674
13	56.016	+1.569	15:44:31.690
14	58.504	+4.057	15:45:30.194
15	56.029	+1.582	15:46:26.223
16	54.528	+0.081	15:47:20.751

Lap	Lap Tm	Diff	Time of Day
(30) Benjamin HARVEY			
1			15:19:44.121
2	1:00.596	+6.122	15:20:44.717
3	59.379	+4.905	15:21:44.096
4	11:47.505	+10:53.031	15:33:31.601
5	58.935	+4.461	15:34:30.536
6	59.119	+4.645	15:35:29.655
7	54.986	+0.512	15:36:24.641
8	54.914	+0.440	15:37:19.555
9	55.297	+0.823	15:38:14.852
10	1:01.606	+7.132	15:39:16.458
11	54.474		15:40:10.932
12	54.691	+0.217	15:41:05.623
13	1:12.799	+18.325	15:42:18.422

Lap	Lap Tm	Diff	Time of Day
(78) Jim GEDDIE			
1			15:19:05.541
2	1:06.092	+11.583	15:20:11.633
3	58.983	+4.474	15:21:10.616
4	11:49.390	+10:54.881	15:33:00.006
5	57.587	+3.078	15:33:57.593
6	55.682	+1.173	15:34:53.275
7	55.239	+0.730	15:35:48.514
8	55.214	+0.705	15:36:43.728
9	54.509		15:37:38.237
10	55.554	+1.045	15:38:33.791
11	54.785	+0.276	15:39:28.576
12	54.606	+0.097	15:40:23.182
13	54.580	+0.071	15:41:17.762
14	54.829	+0.320	15:42:12.591
15	1:07.651	+13.142	15:43:20.242
16	2:07.148	+1:12.639	15:45:27.390
17	1:14.342	+19.833	15:46:41.732

Lap	Lap Tm	Diff	Time of Day
(29) Craig WILKINS			
1			15:18:48.977
2	1:00.074	+5.452	15:19:49.051
3	57.853	+3.231	15:20:46.904
4	59.902	+5.280	15:21:46.806

Clerk of the Course

Orbits

Sig. Time

Chief Timekeeper - Ian Sharp (SMART)

www.amb-it.com

Times on smart-timing.co.uk & mylaps.com

www.mylaps.com

Licensed to: SMART

Lap	Lap Tm	Diff	Time of Day
5	11:17.992	+10:23.370	15:33:04.798
6	58.534	+3.912	15:34:03.332
7	1:01.917	+7.295	15:35:05.249
8	59.553	+4.931	15:36:04.802
9	55.821	+1.199	15:37:00.623
10	54.622		15:37:55.245
11	54.770	+0.148	15:38:50.015
12	54.665	+0.043	15:39:44.680
13	1:05.433	+10.811	15:40:50.113

(37) Barclay DOUGALL

1			15:18:49.239
2	1:02.160	+7.458	15:19:51.399
3	59.625	+4.923	15:20:51.024
4	1:00.918	+6.216	15:21:51.942
5	11:30.165	+10:35.463	15:33:22.107
6	59.630	+4.928	15:34:21.737
7	57.879	+3.177	15:35:19.616
8	57.369	+2.667	15:36:16.985
9	57.855	+3.153	15:37:14.840
10	56.808	+2.106	15:38:11.648
11	55.649	+0.947	15:39:07.297
12	55.492	+0.790	15:40:02.789
13	55.124	+0.422	15:40:57.913
14	55.670	+0.968	15:41:53.583
15	55.270	+0.568	15:42:48.853
16	56.003	+1.301	15:43:44.856
17	55.333	+0.631	15:44:40.189
18	54.793	+0.091	15:45:34.982
19	55.070	+0.368	15:46:30.052
20	54.702		15:47:24.754

(87) Alex MARTIN

1			15:33:02.899
2	58.155	+3.370	15:34:01.054
3	56.110	+1.325	15:34:57.164
4	55.941	+1.156	15:35:53.105
5	1:02.126	+7.341	15:36:55.231
6	56.162	+1.377	15:37:51.393
7	54.785		15:38:46.178
8	58.016	+3.231	15:39:44.194
9	1:55.078	+1:00.293	15:41:39.272
10	55.477	+0.692	15:42:34.749
11	55.583	+0.798	15:43:30.332
12	55.316	+0.531	15:44:25.648
13	1:01.106	+6.321	15:45:26.754
14	54.890	+0.105	15:46:21.644
15	56.386	+1.601	15:47:18.030

(45) Andrew TATE

1			15:21:21.161
2	11:40.757	+10:45.938	15:33:01.918
3	57.904	+3.085	15:33:59.822
4	56.323	+1.504	15:34:56.145
5	56.106	+1.287	15:35:52.251
6	55.565	+0.746	15:36:47.816
7	57.348	+2.529	15:37:45.164
8	54.873	+0.054	15:38:40.037
9	55.232	+0.413	15:39:35.269
10	56.034	+1.215	15:40:31.303
11	57.130	+2.311	15:41:28.433

Lap	Lap Tm	Diff	Time of Day
12	54.872	+0.053	15:42:23.305
13	54.819		15:43:18.124
14	55.452	+0.633	15:44:13.576
15	55.087	+0.268	15:45:08.663
16	1:06.506	+11.687	15:46:15.169

(55) Gary EASTWOOD

1			15:18:53.121
2	1:13.260	+18.341	15:20:06.381
3	56.870	+1.951	15:21:03.251
4	55.076	+0.157	15:21:58.327
5	11:28.909	+10:33.990	15:33:27.236
6	1:01.739	+6.820	15:34:28.975
7	56.204	+1.285	15:35:25.179
8	55.025	+0.106	15:36:20.204
9	55.447	+0.528	15:37:15.651
10	55.590	+0.671	15:38:11.241
11	55.255	+0.336	15:39:06.496
12	55.374	+0.455	15:40:01.870
13	54.919		15:40:56.789
14	1:02.212	+7.293	15:41:59.001
15	55.113	+0.194	15:42:54.114
16	1:05.474	+10.555	15:43:59.588
17	59.390	+4.471	15:44:58.978
18	55.694	+0.775	15:45:54.672
19	1:09.517	+14.598	15:47:04.189

(22) Henry FIRMAN

1			15:18:48.218
2	59.837	+4.686	15:19:48.055
3	58.232	+3.081	15:20:46.287
4	59.575	+4.424	15:21:45.862
5	11:17.983	+10:22.832	15:33:03.845
6	58.018	+2.867	15:34:01.863
7	56.505	+1.354	15:34:58.368
8	57.066	+1.915	15:35:55.434
9	56.111	+0.960	15:36:51.545
10	55.885	+0.734	15:37:47.430
11	55.151		15:38:42.581
12	55.451	+0.300	15:39:38.032
13	55.937	+0.786	15:40:33.969
14	58.752	+3.601	15:41:32.721
15	55.856	+0.705	15:42:28.577
16	57.285	+2.134	15:43:25.862
17	55.834	+0.683	15:44:21.696
18	1:04.549	+9.398	15:45:26.245

(7) Bertie CARRUTHERS

1			15:33:10.462
2	1:07.714	+11.861	15:34:18.176
3	1:00.286	+4.433	15:35:18.462
4	58.154	+2.301	15:36:16.616
5	1:00.814	+4.961	15:37:17.430
6	57.190	+1.337	15:38:14.620
7	57.207	+1.354	15:39:11.827
8	56.697	+0.844	15:40:08.524
9	56.567	+0.714	15:41:05.091
10	56.636	+0.783	15:42:01.727
11	55.853		15:42:57.580
12	59.598	+3.745	15:43:57.178
13	58.338	+2.485	15:44:55.516

(25) Richard DENNY

1			15:18:57.015
2	1:16.487	+19.451	15:20:13.502
3	1:11.443	+14.407	15:21:24.945
4	11:59.904	+11:02.868	15:33:24.849
5	1:03.955	+6.919	15:34:28.804
6	3:04.424	+2:07.388	15:37:33.228
7	1:00.257	+3.221	15:38:33.485
8	1:00.394	+3.358	15:39:33.879
9	57.091	+0.055	15:40:30.970
10	57.450	+0.414	15:41:28.420
11	57.036		15:42:25.456
12	1:02.287	+5.251	15:43:27.743
13	57.369	+0.333	15:44:25.112
14	58.197	+1.161	15:45:23.309
15	57.259	+0.223	15:46:20.568
16	58.263	+1.227	15:47:18.831

(31) Michael SYMONS

1			15:18:51.851
2	1:04.623		15:19:56.474

SMRC GT Cup Meeting

GT Cup 2009

GT Cup - First Race

Race (25 Laps)

Knockhill 1.280 Miles

05/09/2009 16:30

POLE POSITION

2 11 George BREWSTER 52.840
4 79 Bob LYONS 53.638
6 40 Ray DIAS 54.447
8 78 Jim GEDDIE 54.509
10 37 Barclay DOUGALL 54.702
12 45 Andrew TATE 54.819
14 22 Henry FIRMAN 55.151
16 25 Richard DENNY 57.036
18 81 John GAW / Phil DRYBURGH 53.761

1 50 Paul HOGARTH 52.746
3 16 Colin SIMPSON 53.554
5 56 Tommy DREELAN 53.701
7 30 Benjamin HARVEY 54.474
9 29 Craig WILKINS 54.622
11 87 Alex MARTIN 54.785
13 55 Gary EASTWOOD 54.919
15 7 Bertie CARRUTHERS 55.853
17 31 Michael SYMONS 1:04.623

1
2
3
4
5
6
7
8
9

Clerk of the Course

Sig. Time
Chief Timekeeper - Ian Sharp (SMART)
Times available on www.smart-timing.co.uk & www.mylaps.com

Orbits 4

www.amb-it.com
www.mylaps.com
Licensed to: SMART

SMRC GT Cup Meeting

GT Cup 2009

Race 12 - GT Cup - AMENDED GRID

Race (50 Laps)

Knockhill 1.280 Miles

06/09/2009 14:30

POLE POSITION

2 11 George BREWSTER 53.533
4 16 Colin SIMPSON 53.658
6 40 Ray DIAS 54.528
8 29 Craig WILKINS 54.665
10 37 Barclay DOUGALL 54.793
12 87 Alex MARTIN 54.890
14 22 Henry FIRMAN 55.451
16 25 Richard DENNY 57.091
18 81 Phil DRYBURGH 53.798

1 50 Paul HOGARTH 52.787
3 79 Bob LYONS 53.653
5 56 Tommy DREELAN 53.716
7 78 Jim GEDDIE 54.580
9 30 Benjamin HARVEY 54.691
11 45 Andrew TATE 54.872
13 55 Gary EASTWOOD 55.025
15 7 Bertie CARRUTHERS 56.077
17 31 Michael SYMONS 1:04.623

1
2
3
4
5
6
7
8
9

Clerk of the Course

Sig. Time
Chief Timekeeper - Ian Sharp (SMART)
Times available on www.smart-timing.co.uk & www.mylaps.com

Orbits 4

www.amb-it.com
www.mylaps.com
Licensed to: SMART

SMRC GT Cup Meeting

Sorted on Best Lap time

Scottish MRC Sports & Saloon Championship

Knockhill 1.280 Miles

Practice 7

05/09/2009 16:00

Practice started at 16:28:12

Pos	No.	Name	Make/Model	CC	Class	C	Laps	Best Tm	Diff 1 Lap	Best Spd	2nd Best
1	8	Peter TADDEI	Ford Fiesta ZT	2300T	A1		8	59.026		78.067	1:00.059
2	26	Garry WATSON	Westfield	1800	A2		7	1:00.584	1.558	76.060	1:01.337
3	17	Warren DUNBAR	Caterham CSR	2300	A2		8	1:01.967	2.941	74.362	1:02.096
4	29	Robert DRUMMOND	Ford Escort Cosworth	2000T	A1		8	1:02.489	3.463	73.741	1:02.946
5	33	Cameron PURDIE	Westfield	1996	A2		7	1:03.886	4.860	72.128	1:03.958
6	21	Alex BRUCE	Mirsubishi Evo7	2000T	A1		7	1:04.027	5.001	71.970	1:05.807
7	78	David HEADEN	Caterham CSR	2300	A2		7	1:04.200	5.174	71.776	1:05.520
8	9	Francis GALASHAN	Caterham CSR	2300	A2		7	1:04.676	5.650	71.247	1:06.144
9	70	Stewart WHYTE	Honda Accord	2000T	A2		7	1:05.717	6.691	70.119	1:05.770
10	57	Drummond BONE	Maserati Barchetta	2000	A2		7	1:06.474	7.448	69.320	1:06.669
11	42	Philip DUNCAN	Ford Escort Cosworth	2000T	A1		7	1:07.902	8.876	67.863	1:09.106
12	12	James McELENY	Subaru Impreza	2000T	B		6	1:08.117	9.091	67.648	1:08.834
13	50	Mark ROBSON	Subaru Impreza	2000T	B		7	1:10.370	11.344	65.482	1:11.284
14	2	Greer WRAY	Vauxhall Vectra	2500	A2		6	1:15.637	16.611	60.923	1:15.711
15	22	Ian BLACKLIN	Ford Fiesta	1600	C		6	1:16.290	17.264	60.401	1:18.432
16	3	Donal O'NEILL	Seat Cupra	1800T	A1		6	1:17.344	18.318	59.578	1:18.545
17	32	Peter CARVILL	Seat Cupra	2000T	A2		6	1:18.298	19.272	58.852	1:19.047

Clerk of the Course

Orbits 4

Sig. Time
 Chief Timekeeper - Ian Sharp (SMART)
 Times available on www.smart-timing.co.uk & www.mylaps.com

www.amb-it.com
www.mylaps.com
 Licensed to: SMART

Printed: 06/09/2009 12:42:37

SMRC GT Cup Meeting

Scottish MRC Sports & Saloon Championship

Knockhill 1.280 Miles

Practice 7

05/09/2009 16:00

Practice started at 16:28:12

Lap	Lap Tm	Diff	Time of Day
(8) Peter TADDEI			
1			16:30:10.278
2	1:00.059	+1.033	16:31:10.337
3	1:02.181	+3.155	16:32:12.518
4	1:04.027	+5.001	16:33:16.545
5	1:04.128	+5.102	16:34:20.673
6	1:19.800	+20.774	16:35:40.473
7	59.026		16:36:39.499
8	1:08.841	+9.815	16:37:48.340

Lap	Lap Tm	Diff	Time of Day
(26) Garry WATSON			
1			16:30:52.325
2	1:17.251	+16.667	16:32:09.576
3	1:06.214	+5.630	16:33:15.790
4	1:02.307	+1.723	16:34:18.097
5	1:00.584		16:35:18.681
6	1:01.337	+0.753	16:36:20.018
7	1:02.157	+1.573	16:37:22.175

Lap	Lap Tm	Diff	Time of Day
(17) Warren DUNBAR			
1			16:30:01.792
2	1:04.041	+2.074	16:31:05.833
3	1:02.703	+0.736	16:32:08.536
4	1:06.344	+4.377	16:33:14.880
5	1:02.946	+0.979	16:34:17.826
6	1:02.096	+0.129	16:35:19.922
7	1:01.967		16:36:21.889
8	1:02.806	+0.839	16:37:24.695

Lap	Lap Tm	Diff	Time of Day
(29) Robert DRUMMOND			
1			16:30:15.312
2	1:06.189	+3.700	16:31:21.501
3	1:03.309	+0.820	16:32:24.810
4	1:04.207	+1.718	16:33:29.017
5	1:03.379	+0.890	16:34:32.396
6	1:03.592	+1.103	16:35:35.988
7	1:02.946	+0.457	16:36:38.934
8	1:02.489		16:37:41.423

Lap	Lap Tm	Diff	Time of Day
(33) Cameron PURDIE			
1			16:30:18.934
2	1:14.435	+10.549	16:31:33.369
3	1:03.958	+0.072	16:32:37.327
4	1:03.886		16:33:41.213
5	1:06.934	+3.048	16:34:48.147
6	1:11.377	+7.491	16:35:59.524
7	1:12.154	+8.268	16:37:11.678

Lap	Lap Tm	Diff	Time of Day
(21) Alex BRUCE			
1			16:30:25.056
2	1:08.949	+4.922	16:31:34.005
3	1:26.704	+22.677	16:33:00.709
4	1:05.807	+1.780	16:34:06.516
5	1:04.027		16:35:10.543
6	1:06.205	+2.178	16:36:16.748
7	1:06.803	+2.776	16:37:23.551

Lap	Lap Tm	Diff	Time of Day
(78) David HEADEN			
1			16:30:13.449
2	1:06.025	+1.825	16:31:19.474
3	1:04.200		16:32:23.674
4	1:14.018	+9.818	16:33:37.692
5	1:05.520	+1.320	16:34:43.212
6	1:32.419	+28.219	16:36:15.631
7	1:13.806	+9.606	16:37:29.437

Lap	Lap Tm	Diff	Time of Day
(9) Francis GALASHAN			
1			16:30:40.148
2	1:14.127	+9.451	16:31:54.275
3	1:09.217	+4.541	16:33:03.492
4	1:06.144	+1.468	16:34:09.636
5	1:04.676		16:35:14.312
6	1:06.913	+2.237	16:36:21.225
7	1:06.175	+1.499	16:37:27.400

Lap	Lap Tm	Diff	Time of Day
(70) Stewart WHYTE			
1			16:30:33.451
2	1:11.710	+5.993	16:31:45.161
3	1:09.401	+3.684	16:32:54.562
4	1:06.638	+0.921	16:34:01.200
5	1:05.717		16:35:06.917
6	1:05.937	+0.220	16:36:12.854
7	1:05.770	+0.053	16:37:18.624

Lap	Lap Tm	Diff	Time of Day
(57) Drummond BONE			
1			16:30:18.197
2	1:06.474		16:31:24.671
3	1:06.669	+0.195	16:32:31.340
4	1:08.765	+2.291	16:33:40.105
5	1:06.702	+0.228	16:34:46.807
6	1:12.310	+5.836	16:35:59.117
7	1:11.959	+5.485	16:37:11.076

Lap	Lap Tm	Diff	Time of Day
(42) Philip DUNCAN			
1			16:30:10.470
2	1:10.689	+2.787	16:31:21.159
3	1:09.197	+1.295	16:32:30.356
4	1:09.106	+1.204	16:33:39.462
5	1:07.902		16:34:47.364
6	1:13.475	+5.573	16:36:00.839
7	1:17.358	+9.456	16:37:18.197

Lap	Lap Tm	Diff	Time of Day
(12) James McELENY			
1			16:31:09.835
2	1:08.834	+0.717	16:32:18.669
3	1:25.552	+17.435	16:33:44.221
4	1:08.117		16:34:52.338
5	1:09.905	+1.788	16:36:02.243
6	1:20.912	+12.795	16:37:23.155

Lap	Lap Tm	Diff	Time of Day
(50) Mark ROBSON			
1			16:30:17.819
2	1:15.398	+5.028	16:31:33.217
3	1:12.291	+1.921	16:32:45.508
4	1:11.284	+0.914	16:33:56.792
5	1:10.370		16:35:07.162
6	1:16.898	+6.528	16:36:24.060
7	1:15.820	+5.450	16:37:39.880

Lap	Lap Tm	Diff	Time of Day
(2) Greer WRAY			
1			16:30:24.018
2	1:26.844	+11.207	16:31:50.862
3	1:18.797	+3.160	16:33:09.659
4	1:15.637		16:34:25.296
5	1:16.511	+0.874	16:35:41.807
6	1:15.711	+0.074	16:36:57.518

Lap	Lap Tm	Diff	Time of Day
(22) Ian BLACKLIN			
1			16:30:44.789
2	1:19.811	+3.521	16:32:04.600
3	1:20.070	+3.780	16:33:24.670

Lap	Lap Tm	Diff	Time of Day
4	1:16.290		16:34:40.960
5	1:18.432	+2.142	16:35:59.392
6	1:20.701	+4.411	16:37:20.093

Lap	Lap Tm	Diff	Time of Day
(3) Donal O'NEILL			
1			16:30:41.417
2	1:21.264	+3.920	16:32:02.681
3	1:20.336	+2.992	16:33:23.017
4	1:17.344		16:34:40.361
5	1:18.545	+1.201	16:35:58.906
6	1:21.069	+3.725	16:37:19.975

Lap	Lap Tm	Diff	Time of Day
(32) Peter CARVILL			
1			16:30:37.276
2	1:22.405	+4.107	16:31:59.681
3	1:19.687	+1.389	16:33:19.368
4	1:19.047	+0.749	16:34:38.415
5	1:18.298		16:35:56.713
6	1:21.970	+3.672	16:37:18.683

Clerk of the Course

Orbits 4

Sig. Time
 Chief Timekeeper - Ian Sharp (SMART)
 Times available on www.smart-timing.co.uk & www.mylaps.com

www.amb-it.com
www.mylaps.com
 Licensed to: SMART

SMRC GT Cup Meeting

Scottish MRC Sports & Saloon Championship

Knockhill 1.280 Miles

Race 10 - First Race

06/09/2009 11:00

Race (10 Laps) started at 11:18:15

POLE POSITION

2
26 Garry WATSON
1:00.584

4
29 Robert DRUMMOND
1:02.489

6
21 Alex BRUCE
1:04.027

8
9 Francis GALASHAN
1:04.676

10
57 Drummond BONE
1:06.474

12
12 James McELENY
1:08.117

14
2 Greer WRAY
1:15.637

16
3 Donal O'NEILL
1:17.344

18
40 Tony GALLOWAY

1
8 Peter TADDEI
59.026

3
17 Warren DUNBAR
1:01.967

5
33 Cameron PURDIE
1:03.886

7
78 David HEADEN
1:04.200

9
70 Stewart WHYTE
1:05.717

11
42 Philip DUNCAN
1:07.902

13
50 Mark ROBSON
1:10.370

15
22 Ian BLACKLIN
1:16.290

17
32 Peter CARVILL
1:18.298

19
54 Andrew MORRISON

1

2

3

4

5

6

7

8

9

10

Clerk of the Course

Orbits 4

Sig. Time
Chief Timekeeper - Ian Sharp (SMART)

www.amb-it.com
www.mylaps.com

Times available on www.smart-timing.co.uk & www.mylaps.com

Licensed to: SMART

Printed: 06/09/2009 12:44:19

SMRC GT Cup Meeting**Sorted on Best Lap time**

Scottish MRC Formula Ford Championship

Knockhill 1.280 Miles

Practice 8

05/09/2009 17:05

Practice started at 17:29:30

Pos	No.	Name	Make/Model	CC	Class Code	Laps	Best Tm	Diff 1 Lap	Best Spd	2nd Best
1	66	Rory BUTCHER	Van Diemen	1600	FF16A	10	1:02.720		73.469	1:02.727
2	47	Scott FRASER	Van Diemen	1600	FF16AN	9	1:03.753	1.033	72.279	1:04.095
3	7	Craig BRUNTON	Van Diemen	1600	FF16A	9	1:04.127	1.407	71.857	1:04.148
4	68	Carol BROWN	Van Diemen	1600	FF16AN	9	1:05.319	2.599	70.546	1:05.488
5	23	Andrew CHESHER	Van Diemen	1600	FF16A	9	1:05.536	2.816	70.313	1:05.942
6	21	Jillian SHEDDEN	Van Dieman	1600	FF16A	9	1:05.793	3.073	70.038	1:06.213
7	25	Stuart ROBERTSON	Van Diemen	1600	FF16A	4	1:06.522	3.802	69.270	1:06.803
8	58	Ivor MAIRS	Van Diemen	1600	FF16A	9	1:08.376	5.656	67.392	1:08.548
9	42	Keiron BLAKE	Van Diemen	1600	FF16AN	9	1:09.708	6.988	66.104	1:09.740
10	15	Dane CHRISTISON	Van Diemen	1600	FF16A	9	1:10.027	7.307	65.803	1:10.343
11	44	John SINCLAIR	Van Diemen	1600	FF16AN	9	1:10.512	7.792	65.351	1:10.686

Clerk of the Course

Orbits 4

Sig. Time
Chief Timekeeper - Ian Sharp (SMART)
Times available on www.smart-timing.co.uk & www.mylaps.com

www.amb-it.com
www.mylaps.com
Licensed to: SMART

Printed: 06/09/2009 12:39:11

SMRC GT Cup Meeting

Scottish MRC Formula Ford Championship

Knockhill 1.280 Miles

Practice 8

05/09/2009 17:05

Practice started at 17:29:30

Lap	Lap Tm	Diff	Time of Day
(66) Rory BUTCHER			
1			17:30:52.773
2	1:05.860	+3.140	17:31:58.633
3	1:03.335	+0.615	17:33:01.968
4	1:03.059	+0.339	17:34:05.027
5	1:02.727	+0.007	17:35:07.754
6	1:02.815	+0.095	17:36:10.569
7	1:02.720		17:37:13.289
8	1:04.542	+1.822	17:38:17.831
9	1:04.940	+2.220	17:39:22.771
10	1:04.949	+2.229	17:40:27.720

Lap	Lap Tm	Diff	Time of Day
(47) Scott FRASER			
1			17:31:40.102
2	1:04.609	+0.856	17:32:44.711
3	1:04.290	+0.537	17:33:49.001
4	1:03.753		17:34:52.754
5	1:15.566	+11.813	17:36:08.320
6	1:04.324	+0.571	17:37:12.644
7	1:04.857	+1.104	17:38:17.501
8	1:04.965	+1.212	17:39:22.466
9	1:04.095	+0.342	17:40:26.561

Lap	Lap Tm	Diff	Time of Day
(7) Craig BRUNTON			
1			17:31:01.276
2	1:06.878	+2.751	17:32:08.154
3	1:05.162	+1.035	17:33:13.316
4	1:05.325	+1.198	17:34:18.641
5	1:04.323	+0.196	17:35:22.964
6	1:04.127		17:36:27.091
7	1:04.148	+0.021	17:37:31.239
8	1:04.515	+0.388	17:38:35.754
9	1:04.273	+0.146	17:39:40.027

Lap	Lap Tm	Diff	Time of Day
(68) Carol BROWN			
1			17:31:12.041
2	1:08.448	+3.129	17:32:20.489
3	1:07.868	+2.549	17:33:28.357
4	1:07.169	+1.850	17:34:35.526
5	1:05.536	+0.217	17:35:41.062
6	1:06.144	+0.825	17:36:47.206
7	1:05.319		17:37:52.525
8	1:05.653	+0.334	17:38:58.178
9	1:05.488	+0.169	17:40:03.666

Lap	Lap Tm	Diff	Time of Day
(23) Andrew CHESHER			
1			17:31:00.707
2	1:10.118	+4.582	17:32:10.825
3	1:06.644	+1.108	17:33:17.469
4	1:07.045	+1.509	17:34:24.514
5	1:11.355	+5.819	17:35:35.869
6	1:05.942	+0.406	17:36:41.811
7	1:05.536		17:37:47.347
8	1:07.022	+1.486	17:38:54.369
9	1:06.759	+1.223	17:40:01.128

Lap	Lap Tm	Diff	Time of Day
(21) Jillian SHEDDEN			
1			17:31:14.402
2	1:09.577	+3.784	17:32:23.979
3	1:07.820	+2.027	17:33:31.799
4	1:09.169	+3.376	17:34:40.968
5	1:06.844	+1.051	17:35:47.812
6	1:07.136	+1.343	17:36:54.948
7	1:06.213	+0.420	17:38:01.161
8	1:06.285	+0.492	17:39:07.446

Lap	Lap Tm	Diff	Time of Day
9	1:05.793		17:40:13.239

Lap	Lap Tm	Diff	Time of Day
(25) Stuart ROBERTSON			
1			17:37:06.755
2	1:06.522		17:38:13.277
3	1:06.955	+0.433	17:39:20.232
4	1:06.803	+0.281	17:40:27.035

Lap	Lap Tm	Diff	Time of Day
(58) Ivor MAIRS			
1			17:30:55.335
2	1:28.309	+19.933	17:32:23.644
3	1:11.964	+3.588	17:33:35.608
4	1:10.059	+1.683	17:34:45.667
5	1:08.674	+0.298	17:35:54.341
6	1:09.207	+0.831	17:37:03.548
7	1:08.548	+0.172	17:38:12.096
8	1:08.376		17:39:20.472
9	1:10.027	+1.651	17:40:30.499

Lap	Lap Tm	Diff	Time of Day
(42) Keiron BLAKE			
1			17:31:17.543
2	1:12.586	+2.878	17:32:30.129
3	1:11.267	+1.559	17:33:41.396
4	1:09.984	+0.276	17:34:51.380
5	1:09.937	+0.229	17:36:01.317
6	1:09.740	+0.032	17:37:11.057
7	1:10.235	+0.527	17:38:21.292
8	1:10.407	+0.699	17:39:31.699
9	1:09.708		17:40:41.407

Lap	Lap Tm	Diff	Time of Day
(15) Dane CHRISTISON			
1			17:31:04.127
2	1:17.753	+7.726	17:32:21.880
3	1:16.184	+6.157	17:33:38.064
4	1:14.017	+3.990	17:34:52.081
5	1:11.795	+1.768	17:36:03.876
6	1:11.015	+0.988	17:37:14.891
7	1:10.027		17:38:24.918
8	1:10.343	+0.316	17:39:35.261
9	1:10.847	+0.820	17:40:46.108

Lap	Lap Tm	Diff	Time of Day
(44) John SINCLAIR			
1			17:31:03.629
2	1:15.126	+4.614	17:32:18.755
3	1:11.758	+1.246	17:33:30.513
4	1:11.448	+0.936	17:34:41.961
5	1:10.686	+0.174	17:35:52.647
6	1:10.512		17:37:03.159
7	1:11.105	+0.593	17:38:14.264
8	1:11.423	+0.911	17:39:25.687
9	1:11.122	+0.610	17:40:36.809

Clerk of the Course

Orbits 4

Sig. Time
 Chief Timekeeper - Ian Sharp (SMART)
 Times available on www.smart-timing.co.uk & www.mylaps.com

www.amb-it.com
www.mylaps.com
 Licensed to: SMART

SMRC GT Cup Meeting

Scottish MRC Formula Ford Championship

Race 6 - First Race

Race (10 Laps) started at 8:53:10

Knockhill 1.280 Miles

06/09/2009 08:50

POLE POSITION

2 47 Scott FRASER 1:03.753
4 68 Carol BROWN 1:05.319
6 21 Jillian SHEDDEN 1:05.793
8 58 Ivor MAIRS 1:08.376
10 15 Dane CHRISTISON 1:10.027
12 9 George SMITH

1 66 Rory BUTCHER 1:02.720
3 7 Craig BRUNTON 1:04.127
5 23 Andrew CHESHER 1:05.536
7 25 Stuart ROBERTSON 1:06.522
9 42 Keiron BLAKE 1:09.708
11 44 John SINCLAIR 1:10.512

1
2
3
4
5
6

Clerk of the Course

Sig. Time
Chief Timekeeper - Ian Sharp (SMART)
Times available on www.smart-timing.co.uk & www.mylaps.com

Orbits 4

www.amb-it.com
www.mylaps.com
Licensed to: SMART

SMRC Grattan & Hynds Scottish Legends Championship

Knockhill 1.280 Miles

Race 1 - First Race A

05/09/2009 14:25

Race (7 Laps) started at 14:33:21

Pos	No.	Name	Make/Model	CC	Class C	Laps	Total Tm	Diff	Best Tm	Best Speed
1	28	Frank HYNDS	Ford Sedan	1250	L	8	8:15.926		1:01.174	75.326
2	18	Ross MICKEL	Chevy Sedan	1250	L	8	8:16.005	0.079	1:01.173	75.327
3	23	Alisdair GAULD	Legend	1200	L	8	8:16.158	0.232	1:01.026	75.509
4	03	Ross MARSHALL	Chevy Sedan	1250	L	8	8:16.810	0.884	1:00.200	76.545
5	48	Tony CAIG	Chevy Sedan	1250	L	8	8:18.439	2.513	1:01.482	74.949
6	31	Alex KNIGHT	Chevy Sedan	1250	L	8	8:23.374	7.448	1:01.666	74.725
7	06	David HUNTER	Ford Coupe	1250	L	8	8:31.033	15.107	1:02.224	74.055
8	22	Elliot MASON	Legend	1200	L	8	8:31.431	15.505	1:01.878	74.469
9	46	Colin ATKINSON	Ford 37 Coupe	1200	L	8	8:34.047	18.121	1:02.261	74.011
10	17	Billy WAIT	37 Ford	1200	L	8	8:34.513	18.587	1:02.963	73.186
11	11	Simon BELCHER	Ford 34 Coupe	1250	L	8	8:38.364	22.438	1:01.930	74.407
12	69	Gerard McCOSH	Ford Coupe	1250	L	8	8:38.737	22.811	1:02.458	73.778
13	30	Ally HUNTER	37 Chevy Sedan	1250	L	8	8:39.140	23.214	1:02.735	73.452
14	27	Chris HYNDS	Legend	1250	L	8	8:45.867	29.941	1:03.601	72.452
15	37	Stevie COULL	Legend	1200	L	8	8:47.163	31.237	1:04.190	71.787
16	08	Nick BRACE	34 Ford	1250	L	8	8:47.761	31.835	1:01.910	74.431
17	71	Alasdair THOM	Chevy Sedan	1250	L	8	8:48.318	32.392	1:04.532	71.406
18	38	Errico PALAZZO	Ford Sedan	1250	L	8	8:48.496	32.570	1:04.301	71.663
19	21	Ross McEWAN	Legend	1250	L	8	8:55.431	39.505	1:04.821	71.088

Not classified ()

DNF	26	Scott HYNDS	Chevy Sedan	1250	L	4	4:22.606	DNF	1:03.654	72.391
-----	----	-------------	-------------	------	---	---	----------	-----	----------	--------

Announcements

AMENDED GRID - Car No.81 - Moved to back.

Margin of Victory	Avg. Speed	Best Lap Tm	Best Speed	Best Lap by
0.079	74.334	1:00.200	76.545	03 - Ross MARSHALL

Clerk of the Course

Orbits

Sig. Time

www.amb-it.com

Chief Timekeeper - Ian Sharp (SMART)

www.mylaps.com

Times available on www.smart-timing.co.uk & www.mylaps.com

Licensed to: SMART

Lap	Lap Tm	Diff	Time of Day
<u>(28) Frank HYNDS</u>			
1	1:05.334	+4.160	14:34:27.879
2	1:01.411	+0.237	14:35:29.290
3	1:01.752	+0.578	14:36:31.042
4	1:01.182	+0.008	14:37:32.224
5	1:01.174		14:38:33.398
6	1:01.744	+0.570	14:39:35.142
7	1:01.284	+0.110	14:40:36.426
8	1:01.330	+0.156	14:41:37.756

Lap	Lap Tm	Diff	Time of Day
<u>(18) Ross MICKEL</u>			
1	1:05.522	+4.349	14:34:27.656
2	1:01.514	+0.341	14:35:29.170
3	1:01.437	+0.264	14:36:30.607
4	1:01.700	+0.527	14:37:32.307
5	1:01.517	+0.344	14:38:33.824
6	1:01.511	+0.338	14:39:35.335
7	1:01.173		14:40:36.508
8	1:01.327	+0.154	14:41:37.835

Lap	Lap Tm	Diff	Time of Day
<u>(23) Alisdair GAULD</u>			
1	1:05.181	+4.155	14:34:28.582
2	1:01.488	+0.462	14:35:30.070
3	1:01.224	+0.198	14:36:31.294
4	1:01.322	+0.296	14:37:32.616
5	1:01.546	+0.520	14:38:34.162
6	1:01.564	+0.538	14:39:35.726
7	1:01.236	+0.210	14:40:36.962
8	1:01.026		14:41:37.988

Lap	Lap Tm	Diff	Time of Day
<u>(03) Ross MARSHALL</u>			
1	1:05.765	+5.565	14:34:30.012
2	1:01.117	+0.917	14:35:31.129
3	1:00.596	+0.396	14:36:31.725
4	1:01.418	+1.218	14:37:33.143
5	1:01.948	+1.748	14:38:35.091
6	1:02.544	+2.344	14:39:37.635
7	1:00.805	+0.605	14:40:38.440
8	1:00.200		14:41:38.640

Lap	Lap Tm	Diff	Time of Day
<u>(48) Tony CAIG</u>			
1	1:05.577	+4.095	14:34:28.245
2	1:01.743	+0.261	14:35:29.988
3	1:01.647	+0.165	14:36:31.635
4	1:01.482		14:37:33.117
5	1:01.882	+0.400	14:38:34.999
6	1:02.037	+0.555	14:39:37.036
7	1:01.511	+0.029	14:40:38.547
8	1:01.722	+0.240	14:41:40.269

Lap	Lap Tm	Diff	Time of Day
<u>(31) Alex KNIGHT</u>			
1	1:06.690	+5.024	14:34:29.760
2	1:02.073	+0.407	14:35:31.833
3	1:01.666		14:36:33.499
4	1:01.691	+0.025	14:37:35.190
5	1:01.899	+0.233	14:38:37.089
6	1:02.627	+0.961	14:39:39.716
7	1:02.720	+1.054	14:40:42.436
8	1:02.768	+1.102	14:41:45.204

Lap	Lap Tm	Diff	Time of Day
<u>(06) David HUNTER</u>			
1	1:07.920	+5.696	14:34:32.543
2	1:03.418	+1.194	14:35:35.961
3	1:03.480	+1.256	14:36:39.441
4	1:02.422	+0.198	14:37:41.863
5	1:02.224		14:38:44.087
6	1:02.736	+0.512	14:39:46.823
7	1:02.743	+0.519	14:40:49.566
8	1:03.297	+1.073	14:41:52.863

Lap	Lap Tm	Diff	Time of Day
<u>(22) Elliot MASON</u>			
1	1:09.207	+7.329	14:34:32.980
2	1:03.324	+1.446	14:35:36.304
3	1:03.931	+2.053	14:36:40.235
4	1:02.607	+0.729	14:37:42.842
5	1:01.878		14:38:44.720
6	1:02.255	+0.377	14:39:46.975
7	1:02.627	+0.749	14:40:49.602
8	1:03.659	+1.781	14:41:53.261

Lap	Lap Tm	Diff	Time of Day
<u>(46) Colin ATKINSON</u>			
1	1:07.186	+4.925	14:34:30.257
2	1:02.261		14:35:32.518
3	1:02.341	+0.080	14:36:34.859
4	1:02.390	+0.129	14:37:37.249
5	1:02.699	+0.438	14:38:39.948
6	1:03.128	+0.867	14:39:43.076
7	1:03.553	+1.292	14:40:46.629
8	1:09.248	+6.987	14:41:55.877

Lap	Lap Tm	Diff	Time of Day
<u>(17) Billy WAIT</u>			
1	1:08.335	+5.372	14:34:32.247
2	1:03.395	+0.432	14:35:35.642
3	1:04.241	+1.278	14:36:39.883
4	1:03.810	+0.847	14:37:43.693
5	1:02.963		14:38:46.656
6	1:03.504	+0.541	14:39:50.160
7	1:03.100	+0.137	14:40:53.260
8	1:03.083	+0.120	14:41:56.343

Lap	Lap Tm	Diff	Time of Day
<u>(11) Simon BELCHER</u>			
1	1:04.894	+2.964	14:34:36.387
2	1:04.612	+2.682	14:35:40.999
3	1:07.113	+5.183	14:36:48.112
4	1:01.972	+0.042	14:37:50.084
5	1:02.740	+0.810	14:38:52.824
6	1:02.320	+0.390	14:39:55.144
7	1:03.120	+1.190	14:40:58.264
8	1:01.930		14:42:00.194

Lap	Lap Tm	Diff	Time of Day
<u>(69) Gerard McCOSH</u>			
1	1:10.237	+7.779	14:34:35.682
2	1:04.920	+2.462	14:35:40.602
3	1:03.647	+1.189	14:36:44.249
4	1:02.575	+0.117	14:37:46.824
5	1:04.241	+1.783	14:38:51.065
6	1:03.213	+0.755	14:39:54.278
7	1:03.831	+1.373	14:40:58.109
8	1:02.458		14:42:00.567

Lap	Lap Tm	Diff	Time of Day
<u>(30) Ally HUNTER</u>			

Lap	Lap Tm	Diff	Time of Day
1	1:09.256	+6.521	14:34:35.899
2	1:04.118	+1.383	14:35:40.017
3	1:03.105	+0.370	14:36:43.122
4	1:03.445	+0.710	14:37:46.567
5	1:04.309	+1.574	14:38:50.876
6	1:03.187	+0.452	14:39:54.063
7	1:04.172	+1.437	14:40:58.235
8	1:02.735		14:42:00.970

Lap	Lap Tm	Diff	Time of Day
<u>(27) Chris HYNDS</u>			
1	1:11.234	+7.633	14:34:33.335
2	1:04.386	+0.785	14:35:37.721
3	1:04.103	+0.502	14:36:41.824
4	1:03.601		14:37:45.425
5	1:07.410	+3.809	14:38:52.835
6	1:04.699	+1.098	14:39:57.534
7	1:04.891	+1.290	14:41:02.425
8	1:05.272	+1.671	14:42:07.697

Lap	Lap Tm	Diff	Time of Day
<u>(37) Stevie COULL</u>			
1	1:09.407	+5.217	14:34:35.472
2	1:04.563	+0.373	14:35:40.035
3	1:05.069	+0.879	14:36:45.104
4	1:04.190		14:37:49.294
5	1:05.817	+1.627	14:38:55.111
6	1:04.409	+0.219	14:39:59.520
7	1:04.972	+0.782	14:41:04.492
8	1:04.501	+0.311	14:42:08.993

Lap	Lap Tm	Diff	Time of Day
<u>(08) Nick BRACE</u>			
1	1:06.500	+4.590	14:34:29.864
2	1:23.345	+21.435	14:35:53.209
3	1:04.401	+2.491	14:36:57.610
4	1:01.910		14:37:59.520
5	1:02.790	+0.880	14:39:02.310
6	1:02.551	+0.641	14:40:04.861
7	1:02.095	+0.185	14:41:06.956
8	1:02.635	+0.725	14:42:09.591

Lap	Lap Tm	Diff	Time of Day
<u>(71) Alisdair THOM</u>			
1	1:09.251	+4.719	14:34:35.206
2	1:04.900	+0.368	14:35:40.106
3	1:06.375	+1.843	14:36:46.481
4	1:04.684	+0.152	14:37:51.165
5	1:04.532		14:38:55.697
6	1:04.851	+0.319	14:40:00.548
7	1:04.620	+0.088	14:41:05.168
8	1:04.980	+0.448	14:42:10.148

Lap	Lap Tm	Diff	Time of Day
<u>(38) Errico PALAZZO</u>			
1	1:09.610	+5.309	14:34:35.947
2	1:05.245	+0.944	14:35:41.192
3	1:04.692	+0.391	14:36:45.884
4	1:04.774	+0.473	14:37:50.658
5	1:04.633	+0.332	14:38:55.291
6	1:04.301		14:39:59.592
7	1:05.119	+0.818	14:41:04.711
8	1:05.615	+1.314	14:42:10.326

Lap	Lap Tm	Diff	Time of Day
<u>(21) Ross McEWAN</u>			
1	1:10.533	+5.712	14:34:37.694

Clerk of the Course

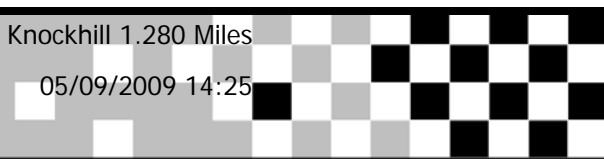
Sig. Time
 Chief Timekeeper - Ian Sharp (SMART)
 Times available on www.smart-timing.co.uk & www.mylaps.com

Orbits

www.amb-it.com

www.mylaps.com

Licensed to: SMART



Lap	Lap Tm	Diff	Time of Day
2	1:05.980	+1.159	14:35:43.674
3	1:05.386	+0.565	14:36:49.060
4	1:04.873	+0.052	14:37:53.933
5	1:06.502	+1.681	14:39:00.435
6	1:07.164	+2.343	14:40:07.599
7	1:04.841	+0.020	14:41:12.440
8	1:04.821		14:42:17.261

(26) Scott HYNDS

1	1:08.854	+5.200	14:34:33.256
2	1:03.654		14:35:36.910
3	1:03.731	+0.077	14:36:40.641
4	1:03.795	+0.141	14:37:44.436

Lap Lap Tm Diff Time of Day

Lap Lap Tm Diff Time of Day

SMRC Grattan & Hynds Scottish Legends Championship

Knockhill 1.280 Miles

Race 1 - First Race A

05/09/2009 14:25

Race (7 Laps) started at 14:33:21

Competitors	Laps									
	0	1	2	3	4	5	6	7	8	
Chris HYNDS (27)	1	27	18	18	18	28	28	28	28	28
Ross MICKEL (18)	2	18	28	28	28	18	18	18	18	18
Frank HYNDS (28)	3	28	48	48	23	23	23	23	23	23
Tony CAIG (48)	4	48	23	23	48	48	48	48	03	03
Alex KNIGHT (31)	5	31	31	03	03	03	03	03	48	48
Colin ATKINSON (46)	6	46	08	31	31	31	31	31	31	31
Nick BRACE (08)	7	08	03	46	46	46	46	46	46	06
Alisdair GAULD (23)	8	23	46	17	06	06	06	06	06	22
Elliot MASON (22)	9	22	17	06	17	22	22	22	22	46
Billy WAIT (17)	10	17	06	22	22	17	17	17	17	17
Ross MARSHALL (03)	11	03	22	26	26	26	30	30	69	11
Scott HYNDS (26)	12	26	26	27	27	27	69	69	30	69
David HUNTER (06)	13	06	27	30	30	30	11	11	11	30
Gerard McCOSH (69)	14	69	71	37	69	69	27	27	27	27
Alasdair THOM (71)	15	71	37	71	37	37	37	37	37	37
Stevie COULL (37)	16	37	69	69	38	11	38	38	38	08
Errico PALAZZO (38)	17	38	30	11	71	38	71	71	71	71
Ally HUNTER (30)	18	30	38	38	11	71	21	08	08	38
Ross McEWAN (21)	19	21	11	21	21	21	08	21	21	21
Simon BELCHER (11)	20	11	21	08	08	08				

SMRC Grattan & Hynds Scottish Legends Championship

Knockhill 1.280 Miles

Race 2 - Second Race A

05/09/2009 15:45

Race (7 Laps) started at 16:14:05

Pos	No.	Name	Make/Model	CC	Class C	Laps	Total Tm	Diff	Best Tm	Best Speed
1	03	Ross MARSHALL	Chevy Sedan	1250	L	7	8:21.566		1:10.295	65.552
2	28	Frank HYNDS	Ford Sedan	1250	L	7	8:23.414	1.848	1:10.373	65.480
3	31	Alex KNIGHT	Chevy Sedan	1250	L	7	8:24.061	2.495	1:10.797	65.088
4	18	Ross MICKEL	Chevy Sedan	1250	L	7	8:24.346	2.780	1:10.575	65.292
5	23	Alisdair GAULD	Legend	1200	L	7	8:30.171	8.605	1:11.459	64.485
6	11	Simon BELCHER	Ford 34 Coupe	1250	L	7	8:34.519	12.953	1:11.093	64.817
7	22	Elliot MASON	Legend	1200	L	7	8:35.564	13.998	1:12.243	63.785
8	37	Stevie COULL	Legend	1200	L	7	8:35.895	14.329	1:11.686	64.280
9	06	David HUNTER	Ford Coupe	1250	L	7	8:36.147	14.581	1:11.727	64.244
10	30	Ally HUNTER	37 Chevy Sedan	1250	L	7	8:43.234	21.668	1:12.959	63.159
11	38	Errico PALAZZO	Ford Sedan	1250	L	7	8:43.703	22.137	1:12.859	63.245
12	69	Gerard McCOSH	Ford Coupe	1250	L	7	8:43.781	22.215	1:11.531	64.420
13	71	Alasdair THOM	Chevy Sedan	1250	L	7	8:44.200	22.634	1:12.670	63.410
14	27	Chris HYNDS	Legend	1250	L	7	8:52.995	31.429	1:13.856	62.392
15	21	Ross McEWAN	Legend	1250	L	7	9:08.481	46.915	1:16.075	60.572

Not classified ()

DNF	08	Nick BRACE	34 Ford	1250	L	3	4:06.997	DNF	1:13.330	62.839
DNS	17	Billy WAIT	37 Ford	1200	L			DNS		-
DNS	46	Colin ATKINSON	Ford 37 Coupe	1200	L			DNS		-
DNS	48	Tony CAIG	Chevy Sedan	1250	L			DNS		-

Announcements

RED FLAG - Lap 1 - Race re-started over 7 laps.

Margin of Victory	Avg. Speed	Best Lap Tm	Best Speed	Best Lap by
1.848	64.311	1:10.295	65.552	03 - Ross MARSHALL

Clerk of the Course

Orbits

Sig. Time

www.amb-it.com

Chief Timekeeper - Ian Sharp (SMART)

www.mylaps.com

Times available on www.smart-timing.co.uk & www.mylaps.com

Licensed to: SMART

Lap	Lap Tm	Diff	Time of Day
(03) Ross MARSHALL			
1	1:14.304	+4.009	16:15:20.927
2	1:11.829	+1.534	16:16:32.756
3	1:10.957	+0.662	16:17:43.713
4	1:10.808	+0.513	16:18:54.521
5	1:10.295		16:20:04.816
6	1:10.541	+0.246	16:21:15.357
7	1:11.355	+1.060	16:22:26.712
(28) Frank HYNDS			
1	1:13.820	+3.447	16:15:21.505
2	1:12.603	+2.230	16:16:34.108
3	1:10.795	+0.422	16:17:44.903
4	1:11.186	+0.813	16:18:56.089
5	1:10.373		16:20:06.462
6	1:10.880	+0.507	16:21:17.342
7	1:11.218	+0.845	16:22:28.560
(31) Alex KNIGHT			
1	1:14.044	+3.247	16:15:21.404
2	1:12.031	+1.234	16:16:33.435
3	1:10.797		16:17:44.232
4	1:12.164	+1.367	16:18:56.396
5	1:10.890	+0.093	16:20:07.286
6	1:10.964	+0.167	16:21:18.250
7	1:10.957	+0.160	16:22:29.207
(18) Ross MICKEL			
1	1:13.951	+3.376	16:15:21.907
2	1:13.099	+2.524	16:16:35.006
3	1:10.575		16:17:45.581
4	1:11.012	+0.437	16:18:56.593
5	1:10.964	+0.389	16:20:07.557
6	1:10.772	+0.197	16:21:18.329
7	1:11.163	+0.588	16:22:29.492
(23) Alisdair GAULD			
1	1:17.523	+6.064	16:15:24.849
2	1:12.149	+0.690	16:16:36.998
3	1:11.813	+0.354	16:17:48.811
4	1:11.713	+0.254	16:19:00.524
5	1:11.459		16:20:11.983
6	1:11.554	+0.095	16:21:23.537
7	1:11.780	+0.321	16:22:35.317
(11) Simon BELCHER			
1	1:14.314	+3.221	16:15:30.346
2	1:11.425	+0.332	16:16:41.771
3	1:13.059	+1.966	16:17:54.830
4	1:11.093		16:19:05.923
5	1:11.466	+0.373	16:20:17.389
6	1:11.175	+0.082	16:21:28.564
7	1:11.101	+0.008	16:22:39.665
(22) Elliot MASON			
1	1:16.741	+4.498	16:15:23.703
2	1:13.548	+1.305	16:16:37.251
3	1:13.045	+0.802	16:17:50.296
4	1:12.507	+0.264	16:19:02.803
5	1:12.404	+0.161	16:20:15.207

Lap	Lap Tm	Diff	Time of Day
6	1:12.243		16:21:27.450
7	1:13.260	+1.017	16:22:40.710
(37) Stevie COULL			
1	1:17.385	+5.699	16:15:26.246
2	1:13.158	+1.472	16:16:39.404
3	1:12.723	+1.037	16:17:52.127
4	1:12.717	+1.031	16:19:04.844
5	1:12.181	+0.495	16:20:17.025
6	1:12.330	+0.644	16:21:29.355
7	1:11.686		16:22:41.041
(06) David HUNTER			
1	1:18.682	+6.955	16:15:24.990
2	1:13.700	+1.973	16:16:38.690
3	1:13.639	+1.912	16:17:52.329
4	1:12.442	+0.715	16:19:04.771
5	1:12.105	+0.378	16:20:16.876
6	1:11.727		16:21:28.603
7	1:12.690	+0.963	16:22:41.293
(30) Ally HUNTER			
1	1:19.049	+6.090	16:15:27.338
2	1:12.959		16:16:40.297
3	1:14.378	+1.419	16:17:54.675
4	1:13.073	+0.114	16:19:07.748
5	1:13.358	+0.399	16:20:21.106
6	1:13.684	+0.725	16:21:34.790
7	1:13.590	+0.631	16:22:48.380
(38) Errico PALAZZO			
1	1:18.213	+5.354	16:15:26.661
2	1:13.950	+1.091	16:16:40.611
3	1:15.615	+2.756	16:17:56.226
4	1:13.441	+0.582	16:19:09.667
5	1:13.104	+0.245	16:20:22.771
6	1:12.859		16:21:35.630
7	1:13.219	+0.360	16:22:48.849
(69) Gerard McCOSH			
1	1:20.385	+8.854	16:15:30.983
2	1:14.981	+3.450	16:16:45.964
3	1:14.240	+2.709	16:18:00.204
4	1:13.033	+1.502	16:19:13.237
5	1:12.139	+0.608	16:20:25.376
6	1:12.020	+0.489	16:21:37.396
7	1:11.531		16:22:48.927
(71) Alasdair THOM			
1	1:18.116	+5.446	16:15:27.748
2	1:13.679	+1.009	16:16:41.427
3	1:15.409	+2.739	16:17:56.836
4	1:13.411	+0.741	16:19:10.247
5	1:13.250	+0.580	16:20:23.497
6	1:12.670		16:21:36.167
7	1:13.179	+0.509	16:22:49.346
(27) Chris HYNDS			
1	1:18.127	+4.271	16:15:25.885
2	1:13.856		16:16:39.741
3	1:18.746	+4.890	16:17:58.487

Lap	Lap Tm	Diff	Time of Day
4	1:14.397	+0.541	16:19:12.884
5	1:15.069	+1.213	16:20:27.953
6	1:14.693	+0.837	16:21:42.646
7	1:15.495	+1.639	16:22:58.141
(21) Ross McEWAN			
1	1:20.041	+3.966	16:15:30.212
2	1:17.622	+1.547	16:16:47.834
3	1:17.724	+1.649	16:18:05.558
4	1:17.333	+1.258	16:19:22.891
5	1:17.406	+1.331	16:20:40.297
6	1:17.255	+1.180	16:21:57.552
7	1:16.075		16:23:13.627
(08) Nick BRACE			
1	1:15.527	+2.197	16:15:22.520
2	1:13.330		16:16:35.850
3	1:36.293	+22.963	16:18:12.143

SMRC Grattan & Hynds Scottish Legends Championship

Knockhill 1.280 Miles

Race 2 - Second Race A

05/09/2009 15:45

Race (7 Laps) started at 16:14:05

Competitors	Laps							
	0	1	2	3	4	5	6	7
David HUNTER (06)	1	06	03	03	03	03	03	03
Ross MARSHALL (03)	2	03	31	31	31	28	28	28
Elliot MASON (22)	3	22	28	28	28	31	31	31
Nick BRACE (08)	4	08	18	18	18	18	18	18
Alisdair GAULD (23)	5	23	08	08	23	23	23	23
Alex KNIGHT (31)	6	31	22	23	22	22	22	11
Frank HYNDS (28)	7	28	23	22	37	06	06	11
Chris HYNDS (27)	8	27	06	06	06	37	37	06
Ross MICKEL (18)	9	18	27	37	30	11	11	37
Ally HUNTER (30)	10	30	37	27	11	30	30	30
Errico PALAZZO (38)	11	38	38	30	38	38	38	38
Stevie COULL (37)	12	37	30	38	71	71	71	69
Alasdair THOM (71)	13	71	71	71	27	27	69	69
Ross McEWAN (21)	14	21	21	11	69	69	27	27
Gerard McCOSH (69)	15	69	11	69	21	21	21	21
Simon BELCHER (11)	16	11	69	21	08			
-	17							
-	18							
-	19							

SMRC GT Cup Meeting

Sorted on Laps

GT Cup 2009

Knockhill 1.280 Miles

GT Cup - First Race

05/09/2009 16:30

Race (25 Laps) started at 16:54:53

Pos	No.	Name	Make/Model	CC	Clas:	Laps	Total Tm	Diff	Best Tm Lap	Best Spd
1	11	George BREWSTER	Porsche 977 GT3 Cup	3600	2	22	25:14.047		57.950 2	79.517
2	56	Tommy DREELAN	Porsche 997 GT3 Cup	3600	2	22	25:17.223	3.176	58.190 9	79.189
3	30	Benjamin HARVEY	Porsche 996 GT3 Cup	3600	3	22	25:19.969	5.922	58.306 21	79.031
4	78	Jim GEDDIE	Porsche 996 GT3 Cup	3600	3	22	25:20.087	6.040	58.006 22	79.440
5	55	Gary EASTWOOD	Porsche 996 GT3 Cup	3600	3	22	25:23.298	9.251	58.535 9	78.722
6	81	Phil DRYBURGH	Porsche 997 GT3 Cup	3600	2	22	25:23.652	9.605	58.043 21	79.389
7	16	Colin SIMPSON	Marcos Mantis	5000	2	22	25:25.193	11.146	57.552 8	80.067
8	22	Henry FIRMAN	Porsche 996 GT3 Cup	3600	3	22	25:28.429	14.382	59.202 4	77.835
9	29	Craig WILKINS	Ginetta G50 Cup	3500	3	22	25:28.837	14.790	59.436 22	77.529
10	37	Barclay DOUGALL	BMW M3 E46	3600	3	22	25:38.270	24.223	1:00.523 22	76.136
11	31	Michael SYMONS	BMW M3 E46	3600	3	22	25:40.570	26.523	1:01.683 20	74.705
12	7	Bertie CARRUTHERS	Porsche 996 GT3 Cup	3600	3	22	25:47.417	33.370	1:01.409 14	75.038
13	25	Richard DENNY	Porsche 996 GT3 Cup	3600	3	22	26:01.120	47.073	59.386 8	77.594

Not classified ()

45	Andrew TATE	Porsche 997 GT3 Cup	3600	2	20	23:41.522	DNF	59.764 5	77.103
40	Ray DIAS	Porsche GT3 Cup	3600	2	13	14:41.734	DNF	58.439 9	78.851
87	Alex MARTIN	Porsche 997 GT3 Cup	3600	3	7	7:18.058	DNF	58.611 6	78.620
50	Paul HOGARTH	Lamborghini Gallardo	5000	1	6	5:54.490	DNF	57.741 2	79.805
79	Bob LYONS	Porsche 997 GT3 Cup	3600	2	6	5:59.160	DNF	58.135 3	79.264

Announcements

- New Track Record (57.741) for British GT Cup (1) by Paul HOGARTH.
- New Track Record (57.552) for British GT Cup (2) by Colin SIMPSON.
- New Track Record (58.006) for British GT Cup (3) by Jim GEDDIE.

Margin of Victory	Avg. Speed	Best Lap Tm	Best Spd	Best Lap by
3.176	66.957	57.552	80.067	16 - Colin SIMPSON

Clerk of the Course

Orbits 4

Sig. Time
 Chief Timekeeper - Ian Sharp (SMART)
 Times available on www.smart-timing.co.uk & www.mylaps.com

www.amb-it.com
www.mylaps.com
 Licensed to: SMART

SMRC GT Cup Meeting

GT Cup 2009

Knockhill 1.280 Miles

GT Cup - First Race

05/09/2009 16:30

Race (25 Laps) started at 16:54:53

Lap	Lap Tm	Diff	Time of Day
(11) George BREWSTER			
1	1:03.880	+5.930	16:55:58.420
2	57.950		16:56:56.370
3	58.045	+0.095	16:57:54.415
4	58.143	+0.193	16:58:52.558
5	58.068	+0.118	16:59:50.626
6	57.957	+0.007	17:00:48.583
7	58.450	+0.500	17:01:47.033
8	58.698	+0.748	17:02:45.731
9	59.520	+1.570	17:03:45.251
10	1:33.485	+35.535	17:05:18.736
11	1:45.696	+47.746	17:07:04.432
12	1:28.616	+30.666	17:08:33.048
13	58.539	+0.589	17:09:31.587
14	58.142	+0.192	17:10:29.729
15	58.552	+0.602	17:11:28.281
16	58.919	+0.969	17:12:27.200
17	1:39.847	+41.897	17:14:07.047
18	1:37.977	+40.027	17:15:45.024
19	1:28.007	+30.057	17:17:13.031
20	58.205	+0.255	17:18:11.236
21	58.097	+0.147	17:19:09.333
22	58.149	+0.199	17:20:07.482

Lap	Lap Tm	Diff	Time of Day
(56) Tommy DREELAN			
1	1:05.289	+7.099	16:56:00.399
2	59.256	+1.066	16:56:59.655
3	58.416	+0.226	16:57:58.071
4	58.918	+0.728	16:58:56.989
5	58.731	+0.541	16:59:55.720
6	59.056	+0.866	17:00:54.776
7	59.314	+1.124	17:01:54.090
8	58.811	+0.621	17:02:52.901
9	58.190		17:03:51.091
10	1:28.765	+30.575	17:05:19.856
11	1:45.379	+47.189	17:07:05.235
12	1:28.562	+30.372	17:08:33.797
13	58.474	+0.284	17:09:32.271
14	58.724	+0.534	17:10:30.995
15	58.787	+0.597	17:11:29.782
16	59.340	+1.150	17:12:29.122
17	1:38.852	+40.662	17:14:07.974
18	1:37.747	+39.557	17:15:45.721
19	1:29.071	+30.881	17:17:14.792
20	58.522	+0.332	17:18:13.314
21	58.503	+0.313	17:19:11.817
22	58.841	+0.651	17:20:10.658

Lap	Lap Tm	Diff	Time of Day
(30) Benjamin HARVEY			
1	1:06.552	+8.246	16:56:02.550
2	59.298	+0.992	16:57:01.848
3	58.444	+0.138	16:58:00.292
4	58.837	+0.531	16:58:59.129
5	58.575	+0.269	16:59:57.704
6	58.713	+0.407	17:00:56.417
7	59.174	+0.868	17:01:55.591
8	59.142	+0.836	17:02:54.733
9	58.817	+0.511	17:03:53.550
10	1:28.057	+29.751	17:05:21.607
11	1:44.609	+46.303	17:07:06.216
12	1:28.954	+30.648	17:08:35.170
13	58.731	+0.425	17:09:33.901
14	59.011	+0.705	17:10:32.912
15	59.321	+1.015	17:11:32.233
16	58.844	+0.538	17:12:31.077

Lap	Lap Tm	Diff	Time of Day
17	1:39.058	+40.752	17:14:10.135
18	1:36.507	+38.201	17:15:46.642
19	1:30.155	+31.849	17:17:16.797
20	58.926	+0.620	17:18:15.723
21	58.306		17:19:14.029
22	59.375	+1.069	17:20:13.404

Lap	Lap Tm	Diff	Time of Day
(78) Jim GEDDIE			
1	1:07.820	+9.814	16:56:04.044
2	59.077	+1.071	16:57:03.121
3	59.199	+1.193	16:58:02.320
4	58.343	+0.337	16:59:00.663
5	58.699	+0.693	16:59:59.362
6	58.799	+0.793	17:00:58.161
7	1:02.334	+4.328	17:02:00.495
8	58.610	+0.604	17:02:59.105
9	58.472	+0.466	17:03:57.577
10	1:26.309	+28.303	17:05:23.886
11	1:44.756	+46.750	17:07:08.642
12	1:27.983	+29.977	17:08:36.625
13	59.135	+1.129	17:09:35.760
14	58.098	+0.092	17:10:33.858
15	58.749	+0.743	17:11:32.607
16	59.111	+1.105	17:12:31.718
17	1:38.879	+40.873	17:14:10.597
18	1:36.502	+38.496	17:15:47.099
19	1:30.083	+32.077	17:17:17.182
20	58.873	+0.867	17:18:16.055
21	59.461	+1.455	17:19:15.516
22	58.006		17:20:13.522

Lap	Lap Tm	Diff	Time of Day
(55) Gary EASTWOOD			
1	1:07.523	+8.988	16:56:05.513
2	59.316	+0.781	16:57:04.829
3	59.041	+0.506	16:58:03.870
4	58.932	+0.397	16:59:02.802
5	59.198	+0.663	17:00:02.000
6	58.630	+0.095	17:01:00.630
7	1:00.594	+2.059	17:02:01.224
8	59.473	+0.938	17:03:00.697
9	58.535		17:03:59.232
10	1:25.479	+26.944	17:05:24.711
11	1:44.955	+46.420	17:07:09.666
12	1:27.571	+29.036	17:08:37.237
13	59.213	+0.678	17:09:36.450
14	59.563	+1.028	17:10:36.013
15	58.736	+0.201	17:11:34.749
16	59.014	+0.479	17:12:33.763
17	1:37.539	+39.004	17:14:11.302
18	1:37.185	+38.650	17:15:48.487
19	1:29.476	+30.941	17:17:17.963
20	59.161	+0.626	17:18:17.124
21	59.168	+0.633	17:19:16.292
22	1:00.441	+1.906	17:20:16.733

Lap	Lap Tm	Diff	Time of Day
(81) Phil DRYBURGH			
1	1:07.522	+9.479	16:56:07.545
2	1:02.339	+4.296	16:57:09.884
3	1:00.999	+2.956	16:58:10.883
4	59.728	+1.685	16:59:10.611
5	59.630	+1.587	17:00:10.241
6	59.292	+1.249	17:01:09.533
7	1:00.367	+2.324	17:02:09.900
8	58.629	+0.586	17:03:08.529
9	1:06.012	+7.969	17:04:14.541
10	1:16.251	+18.208	17:05:30.792

Lap	Lap Tm	Diff	Time of Day
11	1:42.010	+43.967	17:07:12.802
12	1:26.375	+28.332	17:08:39.177
13	1:00.992	+2.949	17:09:40.169
14	59.690	+1.647	17:10:39.859
15	58.924	+0.881	17:11:38.783
16	58.913	+0.870	17:12:37.696
17	1:34.955	+36.912	17:14:12.651
18	1:38.061	+40.018	17:15:50.712
19	1:28.950	+30.907	17:17:19.662
20	1:00.018	+1.975	17:18:19.680
21	58.043		17:19:17.723
22	59.364	+1.321	17:20:17.087

Lap	Lap Tm	Diff	Time of Day
(16) Colin SIMPSON			
1	1:20.286	+22.734	16:56:15.061
2	1:00.954	+3.402	16:57:16.015
3	1:00.818	+3.266	16:58:16.833
4	58.563	+1.011	16:59:15.396
5	58.290	+0.738	17:00:13.686
6	59.363	+1.811	17:01:13.049
7	58.928	+1.376	17:02:11.977
8	57.552		17:03:09.529
9	1:06.092	+8.540	17:04:15.621
10	1:16.187	+18.635	17:05:31.808
11	1:42.007	+44.455	17:07:13.815
12	1:26.125	+28.573	17:08:39.940
13	59.598	+2.046	17:09:39.538
14	59.729	+2.177	17:10:39.267
15	58.440	+0.888	17:11:37.707
16	59.521	+1.969	17:12:37.228
17	1:35.099	+37.547	17:14:12.327
18	1:37.860	+40.308	17:15:50.187
19	1:29.116	+31.564	17:17:19.303
20	59.919	+2.367	17:18:19.222
21	58.712	+1.160	17:19:17.934
22	1:00.694	+3.142	17:20:18.628

Lap	Lap Tm	Diff	Time of Day
(22) Henry FIRMAN			
1	1:07.139	+7.937	16:56:05.573
2	1:01.595	+2.393	16:57:07.168
3	1:00.181	+0.979	16:58:07.349
4	59.202		16:59:06.551
5	1:00.005	+0.803	17:00:06.556
6	1:00.062	+0.860	17:01:06.618
7	1:00.247	+1.045	17:02:06.865
8	1:00.855	+1.653	17:03:07.720
9	1:04.963	+5.761	17:04:12.683
10	1:15.861	+16.659	17:05:28.544
11	1:41.867	+42.665	17:07:10.411
12	1:27.812	+28.610	17:08:38.223
13	1:00.317	+1.115	17:09:38.540
14	1:02.638	+3.436	17:10:41.178
15	1:00.059	+0.857	17:11:41.237
16	1:00.410	+1.208	17:12:41.647
17	1:31.980	+32.778	17:14:13.627
18	1:38.870	+39.668	17:15:52.497
19	1:28.740	+29.538	17:17:21.237
20	1:00.848	+1.646	17:18:22.085
21	59.954	+0.752	17:19:22.039
22	59.825	+0.623	17:20:21.864

Lap	Lap Tm	Diff	Time of Day
(29) Craig WILKINS			
1	1:09.001	+9.565	16:56:05.547
2	1:05.813	+6.377	16:57:11.360
3	1:01.761	+2.325	16:58:13.121
4	1:00.846	+1.410	16:59:13.967

Clerk of the Course

Orbits 4

Sig. Time
Chief Timekeeper - Ian Sharp (SMART)

www.amb-it.com
www.mylaps.com

Times available on www.smart-timing.co.uk & www.mylaps.com

Licensed to: SMART

SMRC GT Cup Meeting


GT Cup 2009

Knockhill 1.280 Miles

GT Cup - First Race

05/09/2009 16:30

Race (25 Laps) started at 16:54:53



Lap	Lap Tm	Diff	Time of Day
5	59.859	+0.423	17:00:13.826
6	1:01.506	+2.070	17:01:15.332
7	1:01.125	+1.689	17:02:16.457
8	1:00.320	+0.884	17:03:16.777
9	1:04.342	+4.906	17:04:21.119
10	1:12.378	+12.942	17:05:33.497
11	1:41.597	+42.161	17:07:15.094
12	1:26.254	+26.818	17:08:41.348
13	1:00.233	+0.797	17:09:41.581
14	1:01.092	+1.656	17:10:42.673
15	1:00.598	+1.162	17:11:43.271
16	1:00.647	+1.211	17:12:43.918
17	1:30.177	+30.741	17:14:14.095
18	1:38.706	+39.270	17:15:52.801
19	1:29.181	+29.745	17:17:21.982
20	1:00.414	+0.978	17:18:22.396
21	1:00.440	+1.004	17:19:22.836
22	59.436		17:20:22.272

(37) Barclay DOUGALL

1	1:14.846	+14.323	16:56:11.755
2	1:12.997	+12.474	16:57:24.752
3	1:01.494	+0.971	16:58:26.246
4	1:00.837	+0.314	16:59:27.083
5	1:01.261	+0.738	17:00:28.344
6	1:02.436	+1.913	17:01:30.780
7	1:03.900	+3.377	17:02:34.680
8	1:03.764	+3.241	17:03:38.444
9	1:07.696	+7.173	17:04:46.140
10	1:03.935	+3.412	17:05:50.075
11	1:28.257	+27.734	17:07:18.332
12	1:25.663	+25.140	17:08:43.995
13	1:01.415	+0.892	17:09:45.410
14	1:01.541	+1.018	17:10:46.951
15	1:02.237	+1.714	17:11:49.188
16	1:02.134	+1.611	17:12:51.322
17	1:26.550	+26.027	17:14:17.872
18	1:38.592	+38.069	17:15:56.464
19	1:30.401	+29.878	17:17:26.865
20	1:01.185	+0.662	17:18:28.050
21	1:03.132	+2.609	17:19:31.182
22	1:00.523		17:20:31.705

(31) Michael SYMONS

1	1:09.852	+8.169	16:56:11.268
2	1:06.443	+4.760	16:57:17.711
3	1:03.678	+1.995	16:58:21.389
4	1:04.431	+2.748	16:59:25.820
5	1:01.897	+0.214	17:00:27.717
6	1:02.665	+0.982	17:01:30.382
7	1:03.637	+1.954	17:02:34.019
8	1:03.398	+1.715	17:03:37.417
9	1:06.740	+5.057	17:04:44.157
10	1:04.151	+2.468	17:05:48.308
11	1:29.067	+27.384	17:07:17.375
12	1:25.329	+23.646	17:08:42.704
13	1:01.776	+0.093	17:09:44.480
14	1:01.756	+0.073	17:10:46.236
15	1:01.974	+0.291	17:11:48.210
16	1:02.004	+0.321	17:12:50.214
17	1:26.387	+24.704	17:14:16.601
18	1:38.759	+37.076	17:15:55.360
19	1:30.042	+28.359	17:17:25.402
20	1:01.683		17:18:27.085
21	1:05.122	+3.439	17:19:32.207
22	1:01.798	+0.115	17:20:34.005

Lap	Lap Tm	Diff	Time of Day
(7) Bertie CARRUTHERS			
1	1:11.343	+9.934	16:56:10.280
2	1:06.745	+5.336	16:57:17.025
3	1:04.018	+2.609	16:58:21.043
4	1:03.869	+2.460	16:59:24.912
5	1:01.990	+0.581	17:00:26.902
6	1:03.021	+1.612	17:01:29.923
7	1:03.671	+2.262	17:02:33.594
8	1:03.373	+1.964	17:03:36.967
9	1:04.038	+2.629	17:04:41.005
10	1:03.007	+1.598	17:05:44.012
11	1:32.144	+30.735	17:07:16.156
12	1:25.861	+24.452	17:08:42.017
13	1:02.278	+0.869	17:09:44.295
14	1:01.409		17:10:45.704
15	1:02.168	+0.759	17:11:47.872
16	1:07.463	+6.054	17:12:55.335
17	1:24.268	+22.859	17:14:19.603
18	1:38.691	+37.282	17:15:58.294
19	1:31.841	+30.432	17:17:30.135
20	1:03.880	+2.471	17:18:34.015
21	1:03.509	+2.100	17:19:37.524
22	1:03.328	+1.919	17:20:40.852

(25) Richard DENNY

1	1:06.496	+7.110	16:56:06.022
2	1:02.580	+3.194	16:57:08.602
3	1:01.412	+2.026	16:58:10.014
4	59.714	+0.328	16:59:09.728
5	59.736	+0.350	17:00:09.464
6	59.437	+0.051	17:01:08.901
7	59.857	+0.471	17:02:08.758
8	59.386		17:03:08.144
9	1:05.552	+6.166	17:04:13.696
10	1:16.310	+16.924	17:05:30.006
11	1:42.026	+42.640	17:07:12.032
12	1:26.702	+27.316	17:08:38.734
13	1:01.684	+2.298	17:09:40.418
14	1:02.060	+2.674	17:10:42.478
15	1:01.096	+1.710	17:11:43.574
16	1:00.982	+1.596	17:12:44.556
17	1:31.139	+31.753	17:14:15.695
18	1:38.709	+39.323	17:15:54.404
19	1:29.567	+30.181	17:17:23.971
20	1:01.162	+1.776	17:18:25.133
21	1:29.934	+30.548	17:19:55.067
22	59.488	+0.102	17:20:54.555

(45) Andrew TATE

1	1:08.755	+8.991	16:56:06.469
2	1:02.570	+2.806	16:57:09.039
3	1:02.071	+2.307	16:58:11.110
4	1:00.717	+0.953	16:59:11.827
5	59.764		17:00:11.591
6	1:02.322	+2.558	17:01:13.913
7	1:00.312	+0.548	17:02:14.225
8	1:00.467	+0.703	17:03:14.692
9	1:02.308	+2.544	17:04:17.000
10	1:15.984	+16.220	17:05:32.984
11	1:42.160	+42.396	17:07:15.144
12	1:30.408	+30.644	17:08:45.552
13	1:00.642	+0.878	17:09:46.194
14	1:02.242	+2.478	17:10:48.436
15	1:01.007	+1.243	17:11:49.443
16	1:03.659	+3.895	17:12:53.102

17	1:25.800	+26.036	17:14:18.902
18	1:38.299	+38.535	17:15:57.201
19	1:31.328	+31.564	17:17:28.529
20	1:06.428	+6.664	17:18:34.957

(40) Ray DIAS

1	1:05.822	+7.383	16:56:01.440
2	58.884	+0.445	16:57:00.324
3	58.929	+0.490	16:57:59.253
4	58.928	+0.489	16:58:58.181
5	58.867	+0.428	16:59:57.048
6	58.582	+0.143	17:00:55.630
7	1:03.914	+5.475	17:01:59.544
8	58.986	+0.547	17:02:58.530
9	58.439		17:03:56.969
10	1:25.507	+27.068	17:05:22.476
11	1:44.897	+46.458	17:07:07.373
12	1:28.651	+30.212	17:08:36.024
13	59.145	+0.706	17:09:35.169

(87) Alex MARTIN

1	1:05.079	+6.468	16:56:02.594
2	59.577	+0.966	16:57:02.171
3	58.690	+0.079	16:58:00.861
4	58.695	+0.084	16:58:59.556
5	58.934	+0.323	16:59:58.490
6	58.611		17:00:57.101
7	1:14.392	+15.781	17:02:11.493

(50) Paul HOGARTH

1	1:02.738	+4.997	16:55:57.238
2	57.741		16:56:54.979
3	58.033	+0.292	16:57:53.012
4	58.592	+0.851	16:58:51.604
5	58.187	+0.446	16:59:49.791
6	58.134	+0.393	17:00:47.925

(79) Bob LYONS

1	1:04.710	+6.575	16:55:59.472
2	58.580	+0.445	16:56:58.052
3	58.135		16:57:56.187
4	58.648	+0.513	16:58:54.835
5	58.887	+0.752	16:59:53.722
6	58.873	+0.738	17:00:52.595

Clerk of the Course

Orbits 4

Sig. Time
 Chief Timekeeper - Ian Sharp (SMART)
 Times available on www.smart-timing.co.uk & www.mylaps.com

www.amb-it.com
www.mylaps.com
 Licensed to: SMART


GT Cup 2009

Knockhill 1.280 Miles

GT Cup - First Race

05/09/2009 16:30

Race (25 Laps) started at 16:54:53



Competitors	Laps																						
	0	1	2	3	4	5	6	7	8	9	10	11	12	13	14	15	16	17	18	19	20	21	22
Paul HOGARTH (50)	1	50	50	50	50	50	50	11	11	11	11	11	11	11	11	11	11	11	11	11	11	11	11
George BREWSTER (11)	2	11	11	11	11	11	11	56	56	56	56	56	56	56	56	56	56	56	56	56	56	56	56
Bob LYONS (79)	3	79	79	79	79	79	79	30	30	30	30	30	30	30	30	30	30	30	30	30	30	30	30
Colin SIMPSON (16)	4	16	56	56	56	56	56	40	40	40	40	40	40	40	78	78	78	78	78	78	78	78	78
Tommy DREELAN (56)	5	56	40	40	40	40	40	78	78	78	78	78	78	78	55	55	55	55	55	55	55	55	55
Ray DIAS (40)	6	40	30	30	30	30	30	55	55	55	55	55	55	55	16	16	16	16	16	16	16	16	81
Benjamin HARVEY (30)	7	30	87	87	87	87	87	22	22	22	22	22	22	22	81	81	81	81	81	81	81	81	16
Jim GEDDIE (78)	8	78	78	78	78	78	78	25	25	25	25	25	25	16	22	22	22	22	22	22	22	22	22
Craig WILKINS (29)	9	29	55	55	55	55	55	81	81	81	81	81	81	81	25	29	29	29	29	29	29	29	29
Barclay DOUGALL (37)	10	37	29	22	22	22	22	87	16	16	16	16	16	16	25	29	25	25	25	25	25	25	37
Alex MARTIN (87)	11	87	22	25	25	25	25	16	45	45	45	29	29	29	7	7	31	31	31	31	31	31	31
Andrew TATE (45)	12	45	25	45	81	81	81	81	45	29	29	29	45	7	7	31	31	37	37	37	37	37	7
Gary EASTWOOD (55)	13	55	45	81	45	45	45	16	29	7	7	7	7	31	31	37	37	45	45	45	45	7	
Henry FIRMAN (22)	14	22	81	29	29	29	16	45	7	31	31	31	31	37	37	45	45	7	7	7	7	45	
Bertie CARRUTHERS (7)	15	7	7	16	16	16	29	29	31	37	37	37	37	45	45								
Richard DENNY (25)	16	25	31	7	7	7	7	7	37														
John GAW / Phil DRYBURGH (81)	17	81	37	31	31	31	31	31															
Michael SYMONS (31)	18	31	16	37	37	37	37	37															

SMRC GT Cup Meeting

Sorted on Laps

SMRC Grattan & Hynds Scottish Legends Championship

Knockhill 1.280 Miles

Race 4 - Final A

05/09/2009 17:20

Race (10 Laps) started at 17:48:14

Pos	No.	Name	Make/Model	CC	Class	Laps	Total Tm	Diff	Best Tm Lap	Best Spd	
1	48	Tony CAIG	Chevy Sedan	1250	L	10	12:01.808		1:11.080	9	64.828
2	18	Ross MICKEL	Chevy Sedan	1250	L	10	12:02.007	0.199	1:10.724	5	65.155
3	23	Alisdair GAULD	Legend	1200	L	10	12:04.822	3.014	1:10.200	6	65.641
4	28	Frank HYNDS	Ford Sedan	1250	L	10	12:08.735	6.927	1:10.968	7	64.931
5	08	Nick BRACE	34 Ford	1250	L	10	12:13.419	11.611	1:12.104	5	63.908
6	31	Alex KNIGHT	Chevy Sedan	1250	L	10	12:17.581	15.773	1:11.963	2	64.033
7	06	David HUNTER	Ford Coupe	1250	L	10	12:27.503	25.695	1:13.374	10	62.802
8	17	Billy WAIT	37 Ford	1200	L	10	12:29.121	27.313	1:13.753	7	62.479
9	69	Gerard McCOSH	Ford Coupe	1250	L	10	12:29.174	27.366	1:13.502	6	62.692
10	22	Elliot MASON	Legend	1200	L	10	12:29.899	28.091	1:13.343	7	62.828
11	30	Ally HUNTER	37 Chevy Sedan	1250	L	10	12:31.328	29.520	1:12.461	2	63.593
12	46	Colin ATKINSON	Ford 37 Coupe	1200	L	10	12:31.745	29.937	1:13.538	4	62.661
13	11	Simon BELCHER	Ford 34 Coupe	1250	L	10	12:31.936	30.128	1:12.997	2	63.126
14	38	Errico PALAZZO	Ford Sedan	1250	L	10	12:33.340	31.532	1:13.457	2	62.731
15	37	Stevie COULL	Legend	1200	L	10	12:33.810	32.002	1:13.775	4	62.460
16	27	Chris HYNDS	Legend	1250	L	10	12:35.836	34.028	1:13.384	4	62.793
17	71	Alasdair THOM	Chevy Sedan	1250	L	10	12:41.555	39.747	1:14.469	9	61.878
18	03	Ross MARSHALL	Chevy Sedan	1250	L	10	13:14.809	1:13.001	1:12.670	9	63.410
19	21	Ross McEWAN	Legend	1250	L	9	12:03.872	1 Lap	1:17.747	7	59.269

Margin of Victory	Avg. Speed	Best Lap Tm	Best Spd	Best Lap by
0.199	63.840	1:10.200	65.641	23 - Alisdair GAULD

Clerk of the Course

Orbits 4

Sig. Time
 Chief Timekeeper - Ian Sharp (SMART)
 Times available on www.smart-timing.co.uk & www.mylaps.com

www.amb-it.com
www.mylaps.com
 Licensed to: SMART

Lap	Lap Tm	Diff	Time of Day
(48) Tony CAIG			
1	1:15.296	+4.216	17:49:32.301
2	1:11.360	+0.280	17:50:43.661
3	1:11.850	+0.770	17:51:55.511
4	1:11.259	+0.179	17:53:06.770
5	1:12.444	+1.364	17:54:19.214
6	1:11.508	+0.428	17:55:30.722
7	1:11.530	+0.450	17:56:42.252
8	1:11.732	+0.652	17:57:53.984
9	1:11.080		17:59:05.064
10	1:11.684	+0.604	18:00:16.748

Lap	Lap Tm	Diff	Time of Day
(18) Ross MICKEL			
1	1:18.161	+7.437	17:49:36.287
2	1:12.491	+1.767	17:50:48.778
3	1:11.441	+0.717	17:52:00.219
4	1:11.387	+0.663	17:53:11.606
5	1:10.724		17:54:22.330
6	1:10.763	+0.039	17:55:33.093
7	1:11.024	+0.300	17:56:44.117
8	1:11.132	+0.408	17:57:55.249
9	1:10.920	+0.196	17:59:06.169
10	1:10.778	+0.054	18:00:16.947

Lap	Lap Tm	Diff	Time of Day
(23) Alisdair GAULD			
1	1:19.142	+8.942	17:49:36.917
2	1:12.827	+2.627	17:50:49.744
3	1:12.240	+2.040	17:52:01.984
4	1:10.681	+0.481	17:53:12.665
5	1:12.196	+1.996	17:54:24.861
6	1:10.200		17:55:35.061
7	1:11.815	+1.615	17:56:46.876
8	1:10.821	+0.621	17:57:57.697
9	1:11.019	+0.819	17:59:08.716
10	1:11.046	+0.846	18:00:19.762

Lap	Lap Tm	Diff	Time of Day
(28) Frank HYNDS			
1	1:18.846	+7.878	17:49:37.319
2	1:12.790	+1.822	17:50:50.109
3	1:12.913	+1.945	17:52:03.022
4	1:11.961	+0.993	17:53:14.983
5	1:11.126	+0.158	17:54:26.109
6	1:11.454	+0.486	17:55:37.563
7	1:10.968		17:56:48.531
8	1:11.562	+0.594	17:58:00.093
9	1:11.212	+0.244	17:59:11.305
10	1:12.370	+1.402	18:00:23.675

Lap	Lap Tm	Diff	Time of Day
(08) Nick BRACE			
1	1:16.923	+4.819	17:49:33.040
2	1:12.106	+0.002	17:50:45.146
3	1:12.434	+0.330	17:51:57.580
4	1:12.546	+0.442	17:53:10.126
5	1:12.104		17:54:22.230
6	1:12.609	+0.505	17:55:34.839
7	1:12.904	+0.800	17:56:47.743
8	1:12.763	+0.659	17:58:00.506
9	1:12.912	+0.808	17:59:13.418
10	1:14.941	+2.837	18:00:28.359

Lap	Lap Tm	Diff	Time of Day
(31) Alex KNIGHT			
1	1:17.201	+5.238	17:49:34.894
2	1:11.963		17:50:46.857
3	1:12.841	+0.878	17:51:59.698
4	1:12.742	+0.779	17:53:12.440
5	1:12.447	+0.484	17:54:24.887
6	1:12.881	+0.918	17:55:37.768
7	1:13.413	+1.450	17:56:51.181
8	1:13.311	+1.348	17:58:04.492
9	1:13.669	+1.706	17:59:18.161
10	1:14.360	+2.397	18:00:32.521

Lap	Lap Tm	Diff	Time of Day
(06) David HUNTER			
1	1:18.978	+5.604	17:49:36.145
2	1:13.825	+0.451	17:50:49.970
3	1:14.762	+1.388	17:52:04.732
4	1:14.020	+0.646	17:53:18.752
5	1:14.464	+1.090	17:54:33.216
6	1:13.775	+0.401	17:55:46.991
7	1:13.800	+0.426	17:57:00.791
8	1:13.858	+0.484	17:58:14.649
9	1:14.420	+1.046	17:59:29.069
10	1:13.374		18:00:42.443

Lap	Lap Tm	Diff	Time of Day
(17) Billy WAIT			
1	1:18.749	+4.996	17:49:34.864
2	1:13.977	+0.224	17:50:48.841
3	1:15.385	+1.632	17:52:04.226
4	1:14.108	+0.355	17:53:18.334
5	1:14.194	+0.441	17:54:32.528
6	1:13.992	+0.239	17:55:46.520
7	1:13.753		17:57:00.273
8	1:14.178	+0.425	17:58:14.451
9	1:15.030	+1.277	17:59:29.481
10	1:14.580	+0.827	18:00:44.061

Lap	Lap Tm	Diff	Time of Day
(69) Gerard McCOSH			
1	1:18.415	+4.913	17:49:37.919
2	1:13.572	+0.070	17:50:51.491
3	1:13.840	+0.338	17:52:05.331
4	1:13.798	+0.296	17:53:19.129
5	1:14.615	+1.113	17:54:33.744
6	1:13.502		17:55:47.246
7	1:14.430	+0.928	17:57:01.676
8	1:13.588	+0.086	17:58:15.264
9	1:14.924	+1.422	17:59:30.188
10	1:13.926	+0.424	18:00:44.114

Lap	Lap Tm	Diff	Time of Day
(22) Elliot MASON			
1	1:19.513	+6.170	17:49:36.906
2	1:14.108	+0.765	17:50:51.014
3	1:13.727	+0.384	17:52:04.741
4	1:14.081	+0.738	17:53:18.822
5	1:14.404	+1.061	17:54:33.226
6	1:15.842	+2.499	17:55:49.068
7	1:13.343		17:57:02.411
8	1:14.723	+1.380	17:58:17.134
9	1:13.678	+0.335	17:59:30.812
10	1:14.027	+0.684	18:00:44.839

Lap	Lap Tm	Diff	Time of Day
(30) Ally HUNTER			

Lap	Lap Tm	Diff	Time of Day
1	1:20.452	+7.991	17:49:40.608
2	1:12.461		17:50:53.069
3	1:12.911	+0.450	17:52:05.980
4	1:13.502	+1.041	17:53:19.482
5	1:14.961	+2.500	17:54:34.443
6	1:15.075	+2.614	17:55:49.518
7	1:13.378	+0.917	17:57:02.896
8	1:15.141	+2.680	17:58:18.037
9	1:13.543	+1.082	17:59:31.580
10	1:14.688	+2.227	18:00:46.268

Lap	Lap Tm	Diff	Time of Day
(46) Colin ATKINSON			
1	1:18.741	+5.203	17:49:35.487
2	1:14.243	+0.705	17:50:49.730
3	1:14.416	+0.878	17:52:04.146
4	1:13.538		17:53:17.684
5	1:14.626	+1.088	17:54:32.310
6	1:14.154	+0.616	17:55:46.464
7	1:14.916	+1.378	17:57:01.380
8	1:14.508	+0.970	17:58:15.888
9	1:15.446	+1.908	17:59:31.334
10	1:15.351	+1.813	18:00:46.685

Lap	Lap Tm	Diff	Time of Day
(11) Simon BELCHER			
1	1:21.584	+8.587	17:49:42.301
2	1:12.997		17:50:55.298
3	1:14.083	+1.086	17:52:09.381
4	1:13.700	+0.703	17:53:23.081
5	1:13.155	+0.158	17:54:36.236
6	1:14.074	+1.077	17:55:50.310
7	1:13.526	+0.529	17:57:03.836
8	1:14.368	+1.371	17:58:18.204
9	1:13.902	+0.905	17:59:32.106
10	1:14.770	+1.773	18:00:46.876

Lap	Lap Tm	Diff	Time of Day
(38) Errico PALAZZO			
1	1:20.018	+6.561	17:49:39.099
2	1:13.457		17:50:52.556
3	1:14.111	+0.654	17:52:06.667
4	1:13.532	+0.075	17:53:20.199
5	1:14.306	+0.849	17:54:34.505
6	1:14.843	+1.386	17:55:49.348
7	1:15.665	+2.208	17:57:05.013
8	1:13.941	+0.484	17:58:18.954
9	1:14.190	+0.733	17:59:33.144
10	1:15.136	+1.679	18:00:48.280

Lap	Lap Tm	Diff	Time of Day
(37) Stevie COULL			
1	1:20.687	+6.912	17:49:40.515
2	1:14.181	+0.406	17:50:54.696
3	1:13.955	+0.180	17:52:08.651
4	1:13.775		17:53:22.426
5	1:14.519	+0.744	17:54:36.945
6	1:14.520	+0.745	17:55:51.465
7	1:14.581	+0.806	17:57:06.046
8	1:14.227	+0.452	17:58:20.273
9	1:14.361	+0.586	17:59:34.634
10	1:14.116	+0.341	18:00:48.750


Lap	Lap Tm	Diff	Time of Day
(27) Chris HYNDS			
1	1:22.150	+8.766	17:49:43.430

Clerk of the Course

Orbits

Sig. Time
 Chief Timekeeper - Ian Sharp (SMART)
 Times available on www.smart-timing.co.uk & www.mylaps.com

www.amb-it.com
 www.mylaps.com
 Licensed to: SMART



Lap	Lap Tm	Diff	Time of Day
2	1:14.141	+0.757	17:50:57.571
3	1:14.462	+1.078	17:52:12.033
4	1:13.384		17:53:25.417
5	1:13.441	+0.057	17:54:38.858
6	1:14.181	+0.797	17:55:53.039
7	1:14.856	+1.472	17:57:07.895
8	1:15.010	+1.626	17:58:22.905
9	1:14.077	+0.693	17:59:36.982
10	1:13.794	+0.410	18:00:50.776

(71) Alasdair THOM

1	1:23.405	+8.936	17:49:42.275
2	1:14.683	+0.214	17:50:56.958
3	1:15.324	+0.855	17:52:12.282
4	1:15.279	+0.810	17:53:27.561
5	1:14.791	+0.322	17:54:42.352
6	1:14.850	+0.381	17:55:57.202
7	1:14.845	+0.376	17:57:12.047
8	1:14.892	+0.423	17:58:26.939
9	1:14.469		17:59:41.408
10	1:15.087	+0.618	18:00:56.495

(03) Ross MARSHALL

1	1:28.492	+15.822	17:49:46.704
2	1:29.030	+16.360	17:51:15.734
3	1:39.729	+27.059	17:52:55.463
4	1:14.496	+1.826	17:54:09.959
5	1:13.316	+0.646	17:55:23.275
6	1:13.417	+0.747	17:56:36.692
7	1:13.748	+1.078	17:57:50.440
8	1:13.050	+0.380	17:59:03.490
9	1:12.670		18:00:16.160
10	1:13.589	+0.919	18:01:29.749

(21) Ross McEWAN

1	1:27.644	+9.897	17:49:48.556
2	1:20.169	+2.422	17:51:08.725
3	1:18.838	+1.091	17:52:27.563
4	1:18.930	+1.183	17:53:46.493
5	1:18.938	+1.191	17:55:05.431
6	1:18.003	+0.256	17:56:23.434
7	1:17.747		17:57:41.181
8	1:17.899	+0.152	17:58:59.080
9	1:19.732	+1.985	18:00:18.812

Lap	Lap Tm	Diff	Time of Day
-----	--------	------	-------------

Lap	Lap Tm	Diff	Time of Day
-----	--------	------	-------------

SMRC Grattan & Hynds Scottish Legends Championship

Knockhill 1.280 Miles

Race 4 - Final A

05/09/2009 17:20

Race (10 Laps) started at 17:48:14

Competitors	Laps										
	0	1	2	3	4	5	6	7	8	9	10
Billy WAIT (17)	1	17	48	48	48	48	48	48	48	48	48
Nick BRACE (08)	2	08	08	08	08	08	08	18	18	18	18
Colin ATKINSON (46)	3	46	17	31	31	18	18	08	23	23	23
Tony CAIG (48)	4	48	31	18	18	31	23	23	08	28	28
David HUNTER (06)	5	06	46	17	23	23	31	28	28	08	08
Elliot MASON (22)	6	22	06	46	28	28	28	31	31	31	31
Alex KNIGHT (31)	7	31	18	23	46	46	46	17	17	06	06
Alisdair GAULD (23)	8	23	22	06	17	17	17	06	06	17	17
Ross MICKEL (18)	9	18	23	28	06	06	06	46	69	69	69
Ross MARSHALL (03)	10	03	28	22	22	22	22	69	69	46	22
Frank HYNDS (28)	11	28	69	69	69	69	69	22	22	22	46
Alasdair THOM (71)	12	71	38	38	30	30	30	38	30	30	46
Errico PALAZZO (38)	13	38	37	30	38	38	38	30	11	11	11
Gerard McCOSH (69)	14	69	30	37	37	37	11	11	38	38	38
Stevie COULL (37)	15	37	71	11	11	11	37	37	37	37	37
Ally HUNTER (30)	16	30	11	71	27	27	27	27	27	27	27
Simon BELCHER (11)	17	11	27	27	71	71	71	71	71	71	71
Ross McEWAN (21)	18	21	03	21	21	21	21	21	21	21	03
Chris HYNDS (27)	19	27	21	03	03	03	03	03	03	03	21

SMRC GT Cup Meeting

Sorted on Laps

SMRC Grattan & Hynds Scottish Legends Championship

Knockhill 1.280 Miles

Race 5 - First Race B

06/09/2009 08:30

Race (8 Laps) started at 8:32:31

Pos	No.	Name	Make/Model	CC	Class	Laps	Total Tm	Diff	Best Tm Lap	Best Spd
1	03	Ross MARSHALL	Chevy Sedan	1250	L	8	9:38.973		1:10.158	65.680
2	08	Nick BRACE	34 Ford	1250	L	8	9:44.378	5.405	1:11.603	64.355
3	25	Pat HYNDS	34 Chevy	1250	L	8	9:46.444	7.471	1:11.202	64.717
4	31	Alex KNIGHT	Chevy Sedan	1250	L	8	9:51.637	12.664	1:11.798	64.180
5	23	Alisdair GAULD	Legend	1200	L	8	9:52.514	13.541	1:12.249	63.779
6	46	Colin ATKINSON	Ford 37 Coupe	1200	L	8	9:54.458	15.485	1:12.428	63.622
7	22	Benjamin MASON	Legend	1200	L	8	9:58.180	19.207	1:11.434	64.507
8	37	Stevie COULL	Legend	1200	L	8	9:59.012	20.039	1:12.215	63.809
9	30	Ally HUNTER	37 Chevy Sedan	1250	L	8	9:59.112	20.139	1:11.141	64.773
10	06	David HUNTER	Ford Coupe	1250	L	8	10:00.635	21.662	1:12.454	63.599
11	69	Gerard McCOSH	Ford Coupe	1250	L	8	10:04.884	25.911	1:12.504	63.555
12	71	Alasdair THOM	Chevy Sedan	1250	L	8	10:10.493	31.520	1:13.407	62.773
13	44	Andrew DONALD	Chevy Sedan	1200	L	8	10:10.508	31.535	1:13.032	63.096
14	17	Billy WAIT	37 Ford	1200	L	8	10:11.515	32.542	1:14.892	61.529
15	38	Errico PALAZZO	Ford Sedan	1250	L	8	10:11.794	32.821	1:13.578	62.627
16	27	Chris HYNDS	Legend	1250	L	8	10:34.274	55.301	1:14.223	62.083
17	21	Ross McEWAN	Legend	1250	L	8	10:55.407	1:16.434	1:16.421	60.298

Not classified ()

48	Tony CAIG	Chevy Sedan	1250	L	7	8:43.887	DNF	1:12.578	63.490
28	Frank HYNDS	Ford Sedan	1250	L	1	1:20.177	DNF	1:16.480	60.251
18	Ross MICKEL	Chevy Sedan	1250	L		4.735	DNF		-

Margin of Victory	Avg. Speed	Best Lap Tm	Best Spd	Best Lap by
5.405	63.671	1:10.158	65.680	03 - Ross MARSHALL

Clerk of the Course

Orbits 4

Sig. Time
 Chief Timekeeper - Ian Sharp (SMART)
 Times available on www.smart-timing.co.uk & www.mylaps.com

www.amb-it.com
www.mylaps.com
 Licensed to: SMART

SMRC GT Cup Meeting


SMRC Grattan & Hynds Scottish Legends Championship

Knockhill 1.280 Miles

Race 5 - First Race B

06/09/2009 08:30

Race (8 Laps) started at 8:32:31



Lap	Lap Tm	Diff	Time of Day
(03) Ross MARSHALL			
1	1:16.308	+6.150	8:33:52.571
2	1:12.038	+1.880	8:35:04.609
3	1:11.084	+0.926	8:36:15.693
4	1:10.609	+0.451	8:37:26.302
5	1:11.198	+1.040	8:38:37.500
6	1:10.158		8:39:47.658
7	1:10.868	+0.710	8:40:58.526
8	1:11.634	+1.476	8:42:10.160

(08) Nick BRACE			
1	1:17.212	+5.609	8:33:50.703
2	1:12.250	+0.647	8:35:02.953
3	1:12.508	+0.905	8:36:15.461
4	1:12.422	+0.819	8:37:27.883
5	1:11.778	+0.175	8:38:39.661
6	1:11.803	+0.200	8:39:51.464
7	1:11.603		8:41:03.067
8	1:12.498	+0.895	8:42:15.565

(25) Pat HYNDS			
1	1:18.503	+7.301	8:33:54.840
2	1:12.968	+1.766	8:35:07.808
3	1:12.355	+1.153	8:36:20.163
4	1:11.808	+0.606	8:37:31.971
5	1:11.646	+0.444	8:38:43.617
6	1:11.529	+0.327	8:39:55.146
7	1:11.202		8:41:06.348
8	1:11.283	+0.081	8:42:17.631

(31) Alex KNIGHT			
1	1:18.233	+6.435	8:33:52.681
2	1:12.907	+1.109	8:35:05.588
3	1:13.234	+1.436	8:36:18.822
4	1:12.715	+0.917	8:37:31.537
5	1:11.798		8:38:43.335
6	1:13.902	+2.104	8:39:57.237
7	1:12.156	+0.358	8:41:09.393
8	1:13.431	+1.633	8:42:22.824

(23) Alisdair GAULD			
1	1:18.899	+6.650	8:33:54.210
2	1:12.249		8:35:06.459
3	1:13.537	+1.288	8:36:19.996
4	1:13.883	+1.634	8:37:33.879
5	1:12.649	+0.400	8:38:46.528
6	1:12.430	+0.181	8:39:58.958
7	1:12.324	+0.075	8:41:11.282
8	1:12.419	+0.170	8:42:23.701

(46) Colin ATKINSON			
1	1:16.432	+4.004	8:33:52.239
2	1:13.745	+1.317	8:35:05.984
3	1:13.966	+1.538	8:36:19.950
4	1:14.031	+1.603	8:37:33.981
5	1:13.552	+1.124	8:38:47.533
6	1:12.695	+0.267	8:40:00.228
7	1:12.428		8:41:12.656
8	1:12.989	+0.561	8:42:25.645

(22) Benjamin MASON			
1	1:17.789	+6.355	8:33:51.227
2	1:18.921	+7.487	8:35:10.148
3	1:12.461	+1.027	8:36:22.609
4	1:13.247	+1.813	8:37:35.856

5	1:11.434		8:38:47.290
6	1:11.578	+0.144	8:39:58.868
7	1:17.142	+5.708	8:41:16.010
8	1:13.357	+1.923	8:42:29.367

(37) Stevie COULL			
1	1:19.769	+7.554	8:33:57.709
2	1:13.814	+1.599	8:35:11.523
3	1:14.575	+2.360	8:36:26.098
4	1:12.215		8:37:38.313
5	1:12.278	+0.063	8:38:50.591
6	1:12.234	+0.019	8:40:02.825
7	1:12.358	+0.143	8:41:15.183
8	1:15.016	+2.801	8:42:30.199

(30) Ally HUNTER			
1	1:20.679	+9.538	8:33:57.774
2	1:15.951	+4.810	8:35:13.725
3	1:13.334	+2.193	8:36:27.059
4	1:13.231	+2.090	8:37:40.290
5	1:11.141		8:38:51.431
6	1:11.951	+0.810	8:40:03.382
7	1:12.284	+1.143	8:41:15.666
8	1:14.633	+3.492	8:42:30.299

(06) David HUNTER			
1	1:21.135	+8.681	8:33:55.541
2	1:14.143	+1.689	8:35:09.684
3	1:13.871	+1.417	8:36:23.555
4	1:13.914	+1.460	8:37:37.469
5	1:12.454		8:38:49.923
6	1:13.241	+0.787	8:40:03.164
7	1:13.342	+0.888	8:41:16.506
8	1:15.316	+2.862	8:42:31.822

(69) Gerard McCOSH			
1	1:22.875	+10.371	8:33:56.969
2	1:15.856	+3.352	8:35:12.825
3	1:14.572	+2.068	8:36:27.397
4	1:14.740	+2.236	8:37:42.137
5	1:12.873	+0.369	8:38:55.010
6	1:12.504		8:40:07.514
7	1:13.680	+1.176	8:41:21.194
8	1:14.877	+2.373	8:42:36.071

(71) Alasdair THOM			
1	1:22.768	+9.361	8:33:59.871
2	1:14.870	+1.463	8:35:14.741
3	1:15.162	+1.755	8:36:29.903
4	1:15.028	+1.621	8:37:44.931
5	1:14.404	+0.997	8:38:59.335
6	1:13.407		8:40:12.742
7	1:15.077	+1.670	8:41:27.819
8	1:13.861	+0.454	8:42:41.680

(44) Andrew DONALD			
1	1:21.855	+8.823	8:34:00.392
2	1:15.687	+2.655	8:35:16.079
3	1:14.798	+1.766	8:36:30.877
4	1:14.899	+1.867	8:37:45.776
5	1:15.082	+2.050	8:39:00.858
6	1:13.763	+0.731	8:40:14.621
7	1:13.032		8:41:27.653
8	1:14.042	+1.010	8:42:41.695

(17) Billy WAIT			
-----------------	--	--	--

1	1:21.298	+6.406	8:33:55.343
2	1:16.187	+1.295	8:35:11.530
3	1:14.892		8:36:26.422
4	1:15.804	+0.912	8:37:42.226
5	1:15.165	+0.273	8:38:57.391
6	1:15.146	+0.254	8:40:12.537
7	1:15.042	+0.150	8:41:27.579
8	1:15.123	+0.231	8:42:42.702


(38) Errico PALAZZO			
1	1:22.848	+9.270	8:34:00.654
2	1:15.523	+1.945	8:35:16.177
3	1:15.601	+2.023	8:36:31.778
4	1:14.096	+0.518	8:37:45.874
5	1:14.120	+0.542	8:38:59.994
6	1:13.578		8:40:13.572
7	1:14.756	+1.178	8:41:28.328
8	1:14.653	+1.075	8:42:42.981

(27) Chris HYNDS			
1	1:23.330	+9.107	8:33:58.925
2	1:15.714	+1.491	8:35:14.639
3	1:15.100	+0.877	8:36:29.739
4	1:14.880	+0.657	8:37:44.619
5	1:14.425	+0.202	8:38:59.044
6	1:19.910	+5.687	8:40:18.954
7	1:14.223		8:41:33.177
8	1:32.284	+18.061	8:43:05.461

(21) Ross McEWAN			
1	1:24.466	+8.045	8:34:03.060
2	1:18.452	+2.031	8:35:21.512
3	1:17.461	+1.040	8:36:38.973
4	1:17.439	+1.018	8:37:56.412
5	1:16.421		8:39:12.833
6	1:16.853	+0.432	8:40:29.686
7	1:16.948	+0.527	8:41:46.634
8	1:39.960	+23.539	8:43:26.594

(48) Tony CAIG			
1	1:19.930	+7.352	8:33:55.130
2	1:13.883	+1.305	8:35:09.013
3	1:13.835	+1.257	8:36:22.848
4	1:13.918	+1.340	8:37:36.766
5	1:12.578		8:38:49.344
6	1:13.052	+0.474	8:40:02.396
7	1:12.678	+0.100	8:41:15.074

(28) Frank HYNDS			
1	1:16.480		8:33:51.364



Competitors	Laps									
	0	1	2	3	4	5	6	7	8	
Benjamin MASON (22)	1	22	08	08	08	03	03	03	03	03
Nick BRACE (08)	2	08	22	03	03	08	08	08	08	08
Billy WAIT (17)	3	17	28	31	31	31	31	25	25	25
Gerard McCOSH (69)	4	69	46	46	46	25	25	31	31	31
David HUNTER (06)	5	06	03	23	23	23	23	22	23	23
Alex KNIGHT (31)	6	31	31	25	25	46	22	23	46	46
Frank HYNDS (28)	7	28	23	48	22	22	46	46	48	22
Tony CAIG (48)	8	48	25	06	48	48	48	48	37	37
Alisdair GAULD (23)	9	23	48	22	06	06	06	37	30	30
Chris HYNDS (27)	10	27	17	37	37	37	37	06	22	06
Colin ATKINSON (46)	11	46	06	17	17	30	30	30	06	69
Ross MICKEL (18)	12	18	69	69	30	69	69	69	69	71
Ross MARSHALL (03)	13	03	37	30	69	17	17	17	17	44
Pat HYNDS (25)	14	25	30	27	27	27	27	71	44	17
Ally HUNTER (30)	15	30	27	71	71	71	71	38	71	38
Alasdair THOM (71)	16	71	71	44	44	44	38	44	38	27
Errico PALAZZO (38)	17	38	44	38	38	38	44	27	27	21
Stevie COULL (37)	18	37	38	21	21	21	21	21	21	
Andrew DONALD (44)	19	44	21							
Ross McEWAN (21)	20	21								

SMRC GT Cup Meeting

Sorted on Laps

Scottish MRC Formula Ford Championship

Knockhill 1.280 Miles

Race 6 - First Race

06/09/2009 08:50

Race (10 Laps) started at 8:53:10

Pos	No.	Name	Make/Model	CC	Class Code	Laps	Total Tm	Diff	Best Tm	Lap	Best Spd
1	7	Craig BRUNTON	Van Diemen	1600	FF16A	10	10:32.144		1:02.423	6	73.819
2	47	Scott FRASER	Van Diemen	1600	FF16AN	10	10:40.371	8.227	1:01.997	8	74.326
3	68	Carol BROWN	Van Diemen	1600	FF16AN	10	10:41.855	9.711	1:03.393	8	72.689
4	25	Stuart ROBERTSON	Van Diemen	1600	FF16A	10	10:45.523	13.379	1:03.305	8	72.790
5	9	George SMITH	Reynard RF84	1600	FF16B	10	11:07.286	35.142	1:04.604	6	71.327
6	66	Rory BUTCHER	Van Diemen	1600	FF16A	10	11:10.941	38.797	1:01.548	7	74.868
7	58	Ivor MAIRS	Van Diemen	1600	FF16A	10	11:18.611	46.467	1:04.669	6	71.255
8	15	Dane CHRISTISON	Van Diemen	1600	FF16A	10	11:31.547	59.403	1:06.569	6	69.221
9	44	John SINCLAIR	Van Diemen	1600	FF16AN	10	11:41.053	1:08.909	1:07.359	6	68.410

Not classified ()

42	Keiron BLAKE	Van Diemen	1600	FF16AN	7	8:00.326	DNF	1:05.995	7	69.823
21	Jillian SHEDDEN	Van Dieman	1600	FF16A	1	1:12.890	DNF		1	-
23	Andrew CHESHER	Van Diemen	1600	FF16A			DNF		0	-

Announcements

Car No.44 - Race time includes 10 second Jump Start penalty.

Margin of Victory	Avg. Speed	Best Lap Tm	Best Spd	Best Lap by
8.227	72.895	1:01.548	74.868	66 - Rory BUTCHER

Clerk of the Course

Orbits 4

Sig.
 Chief Timekeeper - Ian Sharp (SMART)
 Times available on www.smart-timing.co.uk & www.mylaps.com

www.amb-it.com
www.mylaps.com
 Licensed to: SMART

SMRC GT Cup Meeting

Scottish MRC Formula Ford Championship

Knockhill 1.280 Miles

Race 6 - First Race

06/09/2009 08:50

Race (10 Laps) started at 8:53:10

Lap	Lap Tm	Diff	Time of Day
(7) Craig BRUNTON			
1			8:54:17.295
2	1:03.016	+0.593	8:55:20.311
3	1:03.186	+0.763	8:56:23.497
4	1:02.655	+0.232	8:57:26.152
5	1:02.565	+0.142	8:58:28.717
6	1:02.423		8:59:31.140
7	1:02.997	+0.574	9:00:34.137
8	1:02.574	+0.151	9:01:36.711
9	1:02.949	+0.526	9:02:39.660
10	1:02.575	+0.152	9:03:42.235

Lap	Lap Tm	Diff	Time of Day
(47) Scott FRASER			
1			8:54:16.463
2	1:02.769	+0.772	8:55:19.232
3	1:02.958	+0.961	8:56:22.190
4	1:02.298	+0.301	8:57:24.488
5	1:02.123	+0.126	8:58:26.611
6	1:02.008	+0.011	8:59:28.619
7	1:02.417	+0.420	9:00:31.036
8	1:01.997		9:01:33.033
9	1:02.718	+0.721	9:02:35.751
10	1:14.711	+12.714	9:03:50.462

Lap	Lap Tm	Diff	Time of Day
(68) Carol BROWN			
1			8:54:18.941
2	1:04.317	+0.924	8:55:23.258
3	1:03.776	+0.383	8:56:27.034
4	1:03.623	+0.230	8:57:30.657
5	1:03.467	+0.074	8:58:34.124
6	1:03.419	+0.026	8:59:37.543
7	1:03.561	+0.168	9:00:41.104
8	1:03.393		9:01:44.497
9	1:03.797	+0.404	9:02:48.294
10	1:03.652	+0.259	9:03:51.946

Lap	Lap Tm	Diff	Time of Day
(25) Stuart ROBERTSON			
1			8:54:21.536
2	1:04.399	+1.094	8:55:25.935
3	1:03.683	+0.378	8:56:29.618
4	1:04.194	+0.889	8:57:33.812
5	1:03.653	+0.348	8:58:37.465
6	1:03.618	+0.313	8:59:41.083
7	1:03.722	+0.417	9:00:44.805
8	1:03.305		9:01:48.110
9	1:04.117	+0.812	9:02:52.227
10	1:03.387	+0.082	9:03:55.614

Lap	Lap Tm	Diff	Time of Day
(9) George SMITH			
1			8:54:27.079
2	1:07.612	+3.008	8:55:34.691
3	1:07.126	+2.522	8:56:41.817
4	1:04.919	+0.315	8:57:46.736
5	1:04.718	+0.114	8:58:51.454
6	1:04.604		8:59:56.058
7	1:05.331	+0.727	9:01:01.389
8	1:04.800	+0.196	9:02:06.189
9	1:06.047	+1.443	9:03:12.236
10	1:05.141	+0.537	9:04:17.377

Lap	Lap Tm	Diff	Time of Day
(66) Rory BUTCHER			
1			8:54:15.643
2	1:02.738	+1.190	8:55:18.381
3	1:02.183	+0.635	8:56:20.564
4	1:01.753	+0.205	8:57:22.317

Lap	Lap Tm	Diff	Time of Day
5	1:02.102	+0.554	8:58:24.419
6	1:01.610	+0.062	8:59:26.029
7	1:01.548		9:00:27.577
8	1:01.763	+0.215	9:01:29.340
9	1:37.652	+36.104	9:03:06.992
10	1:14.040	+12.492	9:04:21.032

Lap	Lap Tm	Diff	Time of Day
(58) Ivor MAIRS			
1			8:54:26.926
2	1:07.696	+3.027	8:55:34.622
3	1:06.321	+1.652	8:56:40.943
4	1:05.767	+1.098	8:57:46.710
5	1:06.110	+1.441	8:58:52.820
6	1:04.669		8:59:57.489
7	1:05.439	+0.770	9:01:02.928
8	1:11.336	+6.667	9:02:14.264
9	1:07.240	+2.571	9:03:21.504
10	1:07.198	+2.529	9:04:28.702

Lap	Lap Tm	Diff	Time of Day
(15) Dane CHRISTISON			
1			8:54:29.593
2	1:09.044	+2.475	8:55:38.637
3	1:09.437	+2.868	8:56:48.074
4	1:07.890	+1.321	8:57:55.964
5	1:07.375	+0.806	8:59:03.339
6	1:06.569		9:00:09.908
7	1:07.836	+1.267	9:01:17.744
8	1:07.724	+1.155	9:02:25.468
9	1:07.874	+1.305	9:03:33.342
10	1:08.296	+1.727	9:04:41.638

Lap	Lap Tm	Diff	Time of Day
(44) John SINCLAIR			
1			8:54:28.116
2	1:08.439	+1.080	8:55:36.555
3	1:09.211	+1.852	8:56:45.766
4	1:08.234	+0.875	8:57:54.000
5	1:07.875	+0.516	8:59:01.875
6	1:07.359		9:00:09.234
7	1:07.994	+0.635	9:01:17.228
8	1:07.621	+0.262	9:02:24.849
9	1:08.196	+0.837	9:03:33.045
10	1:08.099	+0.740	9:04:41.144

Lap	Lap Tm	Diff	Time of Day
(42) Keiron BLAKE			
1			8:54:26.328
2	1:08.047	+2.052	8:55:34.375
3	1:08.813	+2.818	8:56:43.188
4	1:07.519	+1.524	8:57:50.707
5	1:07.159	+1.164	8:58:57.866
6	1:06.556	+0.561	9:00:04.422
7	1:05.995		9:01:10.417

Lap	Lap Tm	Diff	Time of Day
(21) Jillian SHEDDEN			
1			8:54:22.981

Clerk of the Course

Orbits 4

Sig. Time
 Chief Timekeeper - Ian Sharp (SMART)
 Times available on www.smart-timing.co.uk & www.mylaps.com

www.amb-it.com
www.mylaps.com
 Licensed to: SMART


Scottish MRC Formula Ford Championship

Knockhill 1.280 Miles

Race 6 - First Race

06/09/2009 08:50

Race (10 Laps) started at 8:53:10



Competitors	Laps									
	1	2	3	4	5	6	7	8	9	10
Rory BUTCHER (66)	66	66	66	66	66	66	66	66	47	7
Scott FRASER (47)	47	47	47	47	47	47	47	47	7	47
Craig BRUNTON (7)	7	7	7	7	7	7	7	7	68	68
Carol BROWN (68)	68	68	68	68	68	68	68	68	25	25
Stuart ROBERTSON (25)	25	25	25	25	25	25	25	25	66	9
Jillian SHEDDEN (21)	21	42	58	58	9	9	9	9	9	66
Keiron BLAKE (42)	42	58	9	9	58	58	58	58	58	58
Ivor MAIRS (58)	58	9	42	42	42	42	42	44	44	44
George SMITH (9)	9	44	44	44	44	44	44	15	15	15
John SINCLAIR (44)	44	15	15	15	15	15	15			
Dane CHRISTISON (15)	15									
-										

SMRC GT Cup Meeting

Scottish MRC Formula Ford Championship

Race 12 - Second Race

Race (10 Laps)

Knockhill 1.280 Miles

06/09/2009 13:00

POLE POSITION

2 47 Scott FRASER 10
4 25 Stuart ROBERTSON 10
6 66 Rory BUTCHER 10
8 15 Dane CHRISTISON 10
10 42 Keiron BLAKE 7
12 23 Andrew CHESHER

1 7 Craig BRUNTON 10
3 68 Carol BROWN 10
5 9 George SMITH 10
7 58 Ivor MAIRS 10
9 44 John SINCLAIR 10
11 21 Jillian SHEDDEN 1

1
2
3
4
5
6

Clerk of the Course

Sig. Time
Chief Timekeeper - Ian Sharp (SMART)
Times available on www.smart-timing.co.uk & www.mylaps.com

Orbits 4

www.amb-it.com
www.mylaps.com
Licensed to: SMART

Scottish MRC XR2 Championship

Knockhill 1.280 Miles

Race 7 - First Race

06/09/2009 09:10

Race (10 Laps) started at 9:21:09

Pos	No.	Name	Make/Model	CC	Class Cod	Laps	Total Tm	Diff	Best Tm	Best Speed
1	3	Ian MUNRO	Ford Fiesta XR2	1600	XRC	10	11:37.047		1:08.449	67.320
2	30	Tim SLEIGH	Ford Fiesta XR2	1600	XRCN	10	11:40.481	3.434	1:08.510	67.260
3	70	Hamish SMART	Ford Fiesta XR2	1600	XRCN	10	11:42.917	5.870	1:08.644	67.129
4	50	Daryl FORD	Ford Fiesta XR2	1600	XRCN	10	11:43.293	6.246	1:08.226	67.540
5	99	Ian COWIE	Ford Fiesta ST	2000	ST	10	11:48.019	10.972	1:06.021	69.796
6	87	Ryan STIRLING	Ford Fiesta ST	2000	ST	10	11:49.029	11.982	1:05.997	69.821
7	2	Peter CRUICKSHANK	Ford Fiesta XR2	1600	XRC	10	11:59.778	22.731	1:09.181	66.608
8	12	Jason CALLAGHAN	Ford Fiesta XR2	1600	XRCN	10	12:02.596	25.549	1:10.374	65.479
9	14	Barry HOLMES	Ford Fiesta XR2	1600	XRC	10	12:03.361	26.314	1:09.794	66.023
10	10	Charlie COPE	Ford Fiesta XR2	1600	XRC	10	12:09.832	32.785	1:09.560	66.245
11	45	Stewart SCOTT	Ford Fiesta ST	2000	ST	10	12:12.051	35.004	1:05.987	69.832
12	27	Stephen RUSSELL	Ford Fiesta XR2	1600	XRCN	10	12:12.446	35.399	1:10.496	65.365
13	47	Martin BUCHAN	Ford Fiesta XR2	1600	XRCN	10	12:13.342	36.295	1:09.924	65.900
14	57	Francis GALASHAN	Ford Fiesta ST	2000	ST	10	12:13.895	36.848	1:07.428	68.340
15	26	Anthony LEESE	Ford Fiesta XR2	1600	XRCN	10	12:22.710	45.663	1:09.674	66.137
16	40	Tony GALLOWAY	Ford Fiesta ST	2000	ST	10	12:29.158	52.111	1:10.270	65.576
17	39	Stuart WILSON	Ford Fiesta ST	2000	ST	10	12:36.096	59.049	1:10.741	65.139
18	41	Sandford IMRIE	Ford Fiesta ST	2000	ST	10	12:36.519	59.472	1:10.083	65.751
19	77	Ewan WILSON	Ford Fiesta ST	2000	ST	10	12:41.883	1:04.836	1:10.981	64.919
20	17	Steven PORTER	Ford Fiesta XR2	1600	XRCN	10	12:52.316	1:15.269	1:11.439	64.503
21	23	Fiona WALLACE	Ford Fiesta XR2	1600	XRCN	10	12:58.206	1:21.159	1:12.061	63.946
22	34	Stephen EMSLIE	Ford Fiesta XR2	1600	XRCN	10	13:08.945	1:31.898	1:14.251	62.060
23	8	Dave COLVILLE	Ford Fiesta XR2	1600	XRC	9	12:33.529	1 Lap	1:10.157	65.681
24	37	Russell MORGAN	Ford Fiesta XR2	1600	XRC	9	12:53.378	1 Lap	1:12.071	63.937
25	48	James CUNNINGHAM	Ford Fiesta XR2	1600	XRCN	8	12:58.784	2 Laps	1:19.860	57.701

Not classified ()

DNF	22	John TURNER	Ford Fiesta XR2	1600	XRCN	5	6:03.174	DNF	1:10.727	65.152
DNF	42	Fraser SHAW	Ford Fiesta XR2	1600	XRCN	3	4:01.568	DNF	1:14.615	61.757
DNF	38	Wayne MacCAULEY	Ford Fiesta XR2	1600	XRCN			DNF		-
DNS	21	Russell TURNER	Ford Fiesta XR2	1600	XRCN			DNS		-

Margin of Victory	Avg. Speed	Best Lap Tm	Best Speed	Best Lap by
3.434	66.107	1:05.987	69.832	45 - Stewart SCOTT

Clerk of the Course

Orbits

Sig. Time

www.amb-it.com

Chief Timekeeper - Ian Sharp (SMART)

www.mylaps.com

Times available on www.smart-timing.co.uk & www.mylaps.com

Licensed to: SMART

Lap	Lap Tm	Diff	Time of Day
(3) Ian MUNRO			
1			9:22:23.852
2	1:09.435	+0.986	9:23:33.287
3	1:09.531	+1.082	9:24:42.818
4	1:09.184	+0.735	9:25:52.002
5	1:10.080	+1.631	9:27:02.082
6	1:08.636	+0.187	9:28:10.718
7	1:09.222	+0.773	9:29:19.940
8	1:08.862	+0.413	9:30:28.802
9	1:08.449		9:31:37.251
10	1:09.060	+0.611	9:32:46.311

Lap	Lap Tm	Diff	Time of Day
(30) Tim SLEIGH			
1			9:22:25.623
2	1:11.246	+2.736	9:23:36.869
3	1:10.203	+1.693	9:24:47.072
4	1:09.498	+0.988	9:25:56.570
5	1:09.042	+0.532	9:27:05.612
6	1:08.587	+0.077	9:28:14.199
7	1:09.117	+0.607	9:29:23.316
8	1:08.785	+0.275	9:30:32.101
9	1:08.510		9:31:40.611
10	1:09.134	+0.624	9:32:49.745

Lap	Lap Tm	Diff	Time of Day
(70) Hamish SMART			
1			9:22:25.201
2	1:12.858	+4.214	9:23:38.059
3	1:09.902	+1.258	9:24:47.961
4	1:09.903	+1.259	9:25:57.864
5	1:08.860	+0.216	9:27:06.724
6	1:08.680	+0.036	9:28:15.404
7	1:09.805	+1.161	9:29:25.209
8	1:09.093	+0.449	9:30:34.302
9	1:08.644		9:31:42.946
10	1:09.235	+0.591	9:32:52.181

Lap	Lap Tm	Diff	Time of Day
(50) Daryl FORD			
1			9:22:27.165
2	1:11.306	+3.080	9:23:38.471
3	1:10.368	+2.142	9:24:48.839
4	1:09.822	+1.596	9:25:58.661
5	1:08.581	+0.355	9:27:07.242
6	1:09.987	+1.761	9:28:17.229
7	1:09.399	+1.173	9:29:26.628
8	1:08.226		9:30:34.854
9	1:08.657	+0.431	9:31:43.511
10	1:09.046	+0.820	9:32:52.557

Lap	Lap Tm	Diff	Time of Day
(99) Ian COWIE			
1			9:22:49.102
2	1:06.512	+0.491	9:23:55.614
3	1:07.644	+1.623	9:25:03.258
4	1:06.021		9:26:09.279
5	1:06.697	+0.676	9:27:15.976
6	1:08.972	+2.951	9:28:24.948
7	1:13.130	+7.109	9:29:38.078
8	1:06.798	+0.777	9:30:44.876
9	1:06.045	+0.024	9:31:50.921
10	1:06.362	+0.341	9:32:57.283

Lap	Lap Tm	Diff	Time of Day
(87) Ryan STIRLING			
1			9:22:49.907
2	1:06.075	+0.078	9:23:55.982
3	1:08.001	+2.004	9:25:03.983
4	1:06.771	+0.774	9:26:10.754
5	1:06.993	+0.996	9:27:17.747
6	1:08.168	+2.171	9:28:25.915
7	1:12.737	+6.740	9:29:38.652
8	1:07.228	+1.231	9:30:45.880
9	1:06.416	+0.419	9:31:52.296
10	1:05.997		9:32:58.293

Lap	Lap Tm	Diff	Time of Day
(2) Peter CRUICKSHANK			
1			9:22:25.036
2	1:11.450	+2.269	9:23:36.486
3	1:10.430	+1.249	9:24:46.916
4	1:18.956	+9.775	9:26:05.872
5	1:09.927	+0.746	9:27:15.799
6	1:10.733	+1.552	9:28:26.532
7	1:12.468	+3.287	9:29:39.000
8	1:09.181		9:30:48.181
9	1:10.041	+0.860	9:31:58.222
10	1:10.820	+1.639	9:33:09.042

Lap	Lap Tm	Diff	Time of Day
(12) Jason CALLAGHAN			
1			9:22:31.235
2	1:11.881	+1.507	9:23:43.116
3	1:10.951	+0.577	9:24:54.067
4	1:10.881	+0.507	9:26:04.948
5	1:10.374		9:27:15.322
6	1:11.613	+1.239	9:28:26.935
7	1:12.644	+2.270	9:29:39.579
8	1:10.937	+0.563	9:30:50.516
9	1:10.826	+0.452	9:32:01.342
10	1:10.518	+0.144	9:33:11.860

Lap	Lap Tm	Diff	Time of Day
(14) Barry HOLMES			
1			9:22:30.131
2	1:11.663	+1.869	9:23:41.794
3	1:10.426	+0.632	9:24:52.220
4	1:09.794		9:26:02.014
5	1:11.012	+1.218	9:27:13.026
6	1:12.134	+2.340	9:28:25.160
7	1:14.659	+4.865	9:29:39.819
8	1:11.143	+1.349	9:30:50.962
9	1:11.102	+1.308	9:32:02.064
10	1:10.561	+0.767	9:33:12.625

Lap	Lap Tm	Diff	Time of Day
(10) Charlie COPE			
1			9:22:30.438
2	1:11.727	+2.167	9:23:42.165
3	1:10.907	+1.347	9:24:53.072
4	1:09.841	+0.281	9:26:02.913
5	1:10.395	+0.835	9:27:13.308
6	1:11.532	+1.972	9:28:24.840
7	1:12.796	+3.236	9:29:37.636
8	1:09.560		9:30:47.196
9	1:21.962	+12.402	9:32:09.158
10	1:09.938	+0.378	9:33:19.096

Lap	Lap Tm	Diff	Time of Day
(45) Stewart SCOTT			

Lap	Lap Tm	Diff	Time of Day
1			9:22:50.255
2	1:06.265	+0.278	9:23:56.520
3	1:07.016	+1.029	9:25:03.536
4	1:06.429	+0.442	9:26:09.965
5	1:06.373	+0.386	9:27:16.338
6	1:08.932	+2.945	9:28:25.270
7	1:35.479	+29.492	9:30:00.749
8	1:07.219	+1.232	9:31:07.968
9	1:05.987		9:32:13.955
10	1:07.360	+1.373	9:33:21.315


Lap	Lap Tm	Diff	Time of Day
(27) Stephen RUSSELL			
1			9:22:31.851
2	1:12.205	+1.709	9:23:44.056
3	1:10.496		9:24:54.552
4	1:11.929	+1.433	9:26:06.481
5	1:11.249	+0.753	9:27:17.730
6	1:10.954	+0.458	9:28:28.684
7	1:11.696	+1.200	9:29:40.380
8	1:14.008	+3.512	9:30:54.388
9	1:15.228	+4.732	9:32:09.616
10	1:12.094	+1.598	9:33:21.710

Lap	Lap Tm	Diff	Time of Day
(47) Martin BUCHAN			
1			9:22:33.165
2	1:17.531	+7.607	9:23:50.696
3	1:15.169	+5.245	9:25:05.865
4	1:12.058	+2.134	9:26:17.923
5	1:10.646	+0.722	9:27:28.569
6	1:10.966	+1.042	9:28:39.535
7	1:11.719	+1.795	9:29:51.254
8	1:11.080	+1.156	9:31:02.334
9	1:09.924		9:32:12.258
10	1:10.348	+0.424	9:33:22.606

Lap	Lap Tm	Diff	Time of Day
(57) Francis GALASHAN			
1			9:22:58.748
2	1:12.435	+5.007	9:24:11.183
3	1:11.307	+3.879	9:25:22.490
4	1:09.301	+1.873	9:26:31.791
5	1:09.282	+1.854	9:27:41.073
6	1:09.233	+1.805	9:28:50.306
7	1:09.856	+2.428	9:30:00.162
8	1:07.746	+0.318	9:31:07.908
9	1:07.428		9:32:15.336
10	1:07.823	+0.395	9:33:23.159

Lap	Lap Tm	Diff	Time of Day
(26) Anthony LEESE			
1			9:22:37.052
2	1:14.556	+4.882	9:23:51.608
3	1:13.200	+3.526	9:25:04.808
4	1:11.829	+2.155	9:26:16.637
5	1:11.091	+1.417	9:27:27.728
6	1:10.799	+1.125	9:28:38.527
7	1:11.714	+2.040	9:29:50.241
8	1:09.674		9:30:59.915
9	1:09.720	+0.046	9:32:09.635
10	1:22.339	+12.665	9:33:31.974

Lap	Lap Tm	Diff	Time of Day
(40) Tony GALLOWAY			
1			9:22:57.639



Lap	Lap Tm	Diff	Time of Day
2	1:12.175	+1.905	9:24:09.814
3	1:13.235	+2.965	9:25:23.049
4	1:10.743	+0.473	9:26:33.792
5	1:10.379	+0.109	9:27:44.171
6	1:11.436	+1.166	9:28:55.607
7	1:10.714	+0.444	9:30:06.321
8	1:10.270		9:31:16.591
9	1:10.961	+0.691	9:32:27.552
10	1:10.870	+0.600	9:33:38.422

(39) Stuart WILSON

1			9:22:58.398
2	1:14.257	+3.516	9:24:12.655
3	1:11.818	+1.077	9:25:24.473
4	1:12.309	+1.568	9:26:36.782
5	1:10.741		9:27:47.523
6	1:11.882	+1.141	9:28:59.405
7	1:11.095	+0.354	9:30:10.500
8	1:11.748	+1.007	9:31:22.248
9	1:11.492	+0.751	9:32:33.740
10	1:11.620	+0.879	9:33:45.360

(41) Sandford IMRIE

1			9:22:59.201
2	1:13.875	+3.792	9:24:13.076
3	1:12.475	+2.392	9:25:25.551
4	1:11.695	+1.612	9:26:37.246
5	1:10.902	+0.819	9:27:48.148
6	1:11.473	+1.390	9:28:59.621
7	1:12.795	+2.712	9:30:12.416
8	1:10.083		9:31:22.499
9	1:11.832	+1.749	9:32:34.331
10	1:11.452	+1.369	9:33:45.783

(77) Ewan WILSON

1			9:23:00.364
2	1:13.848	+2.867	9:24:14.212
3	1:12.436	+1.455	9:25:26.648
4	1:11.719	+0.738	9:26:38.367
5	1:11.226	+0.245	9:27:49.593
6	1:11.188	+0.207	9:29:00.781
7	1:12.961	+1.980	9:30:13.742
8	1:10.981		9:31:24.723
9	1:12.954	+1.973	9:32:37.677
10	1:13.470	+2.489	9:33:51.147

(17) Steven PORTER

1			9:22:33.828
2	1:12.316	+0.877	9:23:46.144
3	1:28.282	+16.843	9:25:14.426
4	1:12.741	+1.302	9:26:27.167
5	1:15.243	+3.804	9:27:42.410
6	1:13.696	+2.257	9:28:56.106
7	1:13.048	+1.609	9:30:09.154
8	1:11.559	+0.120	9:31:20.713
9	1:11.439		9:32:32.152
10	1:29.428	+17.989	9:34:01.580

(23) Fiona WALLACE

1			9:22:36.520
2	1:13.710	+1.649	9:23:50.230

Lap	Lap Tm	Diff	Time of Day
3	1:14.443	+2.382	9:25:04.673
4	1:15.092	+3.031	9:26:19.765
5	1:12.196	+0.135	9:27:31.961
6	1:12.061		9:28:44.022
7	1:14.421	+2.360	9:29:58.443
8	1:20.535	+8.474	9:31:18.978
9	1:24.624	+12.563	9:32:43.602
10	1:23.868	+11.807	9:34:07.470

(34) Stephen EMSLIE

1			9:22:38.644
2	1:16.596	+2.345	9:23:55.240
3	1:16.358	+2.107	9:25:11.598
4	1:15.377	+1.126	9:26:26.975
5	1:16.261	+2.010	9:27:43.236
6	1:15.884	+1.633	9:28:59.120
7	1:15.934	+1.683	9:30:15.054
8	1:14.251		9:31:29.305
9	1:15.855	+1.604	9:32:45.160
10	1:33.049	+18.798	9:34:18.209

(8) Dave COLVILLE

1			9:22:25.288
2	2:57.563	+1:47.406	9:25:22.851
3	1:12.136	+1.979	9:26:34.987
4	1:10.157		9:27:45.144
5	1:11.882	+1.725	9:28:57.026
6	1:12.450	+2.293	9:30:09.476
7	1:11.924	+1.767	9:31:21.400
8	1:10.814	+0.657	9:32:32.214
9	1:10.579	+0.422	9:33:42.793

(37) Russell MORGAN

1			9:22:33.681
2	1:45.779	+33.708	9:24:19.460
3	1:13.635	+1.564	9:25:33.095
4	1:12.836	+0.765	9:26:45.931
5	1:12.071		9:27:58.002
6	2:02.401	+50.330	9:30:00.403
7	1:21.808	+9.737	9:31:22.211
8	1:21.926	+9.855	9:32:44.137
9	1:18.505	+6.434	9:34:02.642

(48) James CUNNINGHAM

1			9:22:50.720
2	2:54.130	+1:34.270	9:25:44.850
3	1:19.860		9:27:04.710
4	1:25.048	+5.188	9:28:29.758
5	1:20.274	+0.414	9:29:50.032
6	1:21.894	+2.034	9:31:11.926
7	1:19.888	+0.028	9:32:31.814
8	1:36.234	+16.374	9:34:08.048

(22) John TURNER

1			9:22:27.711
2	1:11.930	+1.203	9:23:39.641
3	1:11.236	+0.509	9:24:50.877
4	1:10.834	+0.107	9:26:01.711
5	1:10.727		9:27:12.438

(42) Fraser SHAW

Scottish MRC XR2 Championship

Knockhill 1.280 Miles

Race 7 - First Race

06/09/2009 09:10

Race (10 Laps) started at 9:21:09

Competitors	Laps									
	1	2	3	4	5	6	7	8	9	10
Ian MUNRO (3)	1	3	3	3	3	3	3	3	3	3
Peter CRUICKSHANK (2)	2	2	2	30	30	30	30	30	30	30
Hamish SMART (70)	3	70	30	30	70	70	70	70	70	70
Dave COLVILLE (8)	4	8	70	70	50	50	50	50	50	50
Tim SLEIGH (30)	5	30	50	50	22	22	10	10	99	99
Daryl FORD (50)	6	50	22	22	14	14	99	99	87	87
John TURNER (22)	7	22	14	14	10	10	14	87	10	2
Barry HOLMES (14)	8	14	10	10	12	12	45	2	2	12
Charlie COPE (10)	9	10	12	12	2	2	87	12	12	14
Jason CALLAGHAN (12)	10	12	27	27	27	99	2	14	14	10
Stephen RUSSELL (27)	11	27	17	99	99	45	12	27	27	27
Martin BUCHAN (47)	12	47	23	45	45	27	27	26	26	27
Russell MORGAN (37)	13	37	47	87	87	87	26	47	47	47
Steven PORTER (17)	14	17	26	23	26	26	47	23	57	45
Fiona WALLACE (23)	15	23	34	26	47	47	23	57	45	57
Anthony LEESE (26)	16	26	42	47	23	23	57	45	40	40
Stephen EMSLIE (34)	17	34	99	42	34	57	40	40	23	17
Fraser SHAW (42)	18	42	87	34	17	17	17	17	17	39
Ian COWIE (99)	19	99	45	17	57	34	34	39	39	41
Ryan STIRLING (87)	20	87	40	57	40	40	39	41	41	77
Stewart SCOTT (45)	21	45	57	40	39	39	41	77	77	23
James CUNNINGHAM (48)	22	48	39	39	41	41	77	34	34	34
Tony GALLOWAY (40)	23	40	41	41	77	77	37	8	8	8
Stuart WILSON (39)	24	39	77	77	37	37	8	37	37	37
Francis GALASHAN (57)	25	57	37	37	8	8	48	48	48	
Sandford IMRIE (41)	26	41	8	8	48	48				
Ewan WILSON (77)	27	77	48	48						
-	28									
-	29									

SMRC GT Cup Meeting

Scottish MRC XR2 Championship

Race 14 - Second Race

Race (10 Laps)

Knockhill 1.280 Miles

06/09/2009 13:40

POLE POSITION

2
30 Tim SLEIGH
10

4
50 Daryl FORD
10

6
12 Jason CALLAGHAN
10

8
10 Charlie COPE
10

10
47 Martin BUCHAN
10

12
17 Steven PORTER
10

14
34 Stephen EMSLIE
10

16
37 Russell MORGAN
9

18
22 John TURNER
5

20
38 Wayne MacCAULEY

22

24

1
3 Ian MUNRO
10

3
70 Hamish SMART
10

5
2 Peter CRUICKSHANK
10

7
14 Barry HOLMES
10

9
27 Stephen RUSSELL
10

11
26 Anthony LEESE
10

13
23 Fiona WALLACE
10

15
8 Dave COLVILLE
9

17
48 James CUNNINGHAM
8

19
42 Fraser SHAW
3

21
21 Russell TURNER

23

1

2

3

4

5

6

7

8

9

10

11

12

Clerk of the Course

Sig. Time
Chief Timekeeper - Ian Sharp (SMART)
Times available on www.smart-timing.co.uk & www.mylaps.com

Orbits 4

www.amb-it.com
www.mylaps.com
Licensed to: SMART

SMRC GT Cup Meeting


Scottish MRC XR2 Championship

Race 14 - Second Race

Race (10 Laps)

Knockhill 1.280 Miles

06/09/2009 13:40



26

87 Ryan STIRLING
10

28

57 Francis GALASHAN
10

30

41 Sandford IMRIE
10

32

40 Tony GALLOWAY
10

25

99 Ian COWIE
10

27

45 Stewart SCOTT
10

29

39 Stuart WILSON
10

31

77 Ewan WILSON
10

13

14

15

16

FFDR Mini Cooper Cup

Knockhill 1.280 Miles

Race 8 - Re-Start

06/09/2009 09:31

Race (5 Laps) started at 9:59:30

Pos	No.	Name	Make/Model	CC	Class C	Laps	Total Tm	Diff	Best Tm	Best Speed
1	2	Kenneth THIRWALL	Mini Cooper	1600	SM	5	5:32.291		1:05.549	70.299
2	18	Chris KNOX	Mini Cooper	1600	SM	5	5:33.844	1.553	1:05.679	70.159
3	5	Michael ROWAN	Mini Cooper	1600	SM	5	5:34.090	1.799	1:05.538	70.310
4	7	Vic COVEY Jnr	Mini Cooper	1600	SM	5	5:34.488	2.197	1:05.501	70.350
5	23	Jordan GRONKOWSKI	Mini Cooper	1600	SM	5	5:36.864	4.573	1:05.795	70.036
6	16	Mario LOIA	Mini Cooper	1600	SM	5	5:37.245	4.954	1:05.641	70.200
7	9	Kenneth BREWSTER	Mini Cooper	1600	SMN	5	5:38.711	6.420	1:06.226	69.580
8	14	Alan WAUGH	Mini Cooper	1600	SMN	5	5:44.716	12.425	1:06.398	69.400
9	10	Geoff GILLIES	Mini Cooper	1600	SMN	5	5:48.070	15.779	1:06.732	69.052
10	22	Chris PEARSON	Mini Cooper	1600	SMN	5	5:49.595	17.304	1:07.240	68.531
11	21	Gavin STRUTH	Mini Cooper	1600	SM	5	5:49.619	17.328	1:06.766	69.017
12	19	Steven BREWSTER	Mini Cooper	1600	SMN	5	5:51.192	18.901	1:06.348	69.452
13	17	Mark DRYDEN	Mini Cooper	1600	SM	5	5:53.690	21.399	1:07.651	68.114
14	8	Hamish BRANDON	Mini Cooper	1600	SMN	5	5:54.371	22.080	1:08.394	67.374
15	6	Paul SALE	Mini Cooper	1600	SMN	5	5:54.652	22.361	1:07.681	68.084
16	1	Billy ANDERSON	Mini Cooper	1600	SM	5	6:00.471	28.180	1:09.229	66.562

Not classified ()

DNF	15	Cosmo MOLINARO	Mini Cooper	1600	SM	4	5:09.212	DNF	1:08.108	67.657
DQ	20	David SLEIGH	Mini Cooper	1600	SMN	5	5:42.024	DQ	1:05.627	70.215

Announcements

RED FLAG after 2 laps - Race re-started over 5 laps.

Car No.20 - Excluded - Driving infringement.

Margin of Victory	Avg. Speed	Best Lap Tm	Best Speed	Best Lap by
1.553	69.337	1:05.501	70.350	7 - Vic COVEY Jnr

Clerk of the Course

Orbits

Sig. Time

www.amb-it.com

Chief Timekeeper - Ian Sharp (SMART)

www.mylaps.com

Times available on www.smart-timing.co.uk & www.mylaps.com

Licensed to: SMART

Lap	Lap Tm	Diff	Time of Day
(2) Kenneth THIRWALL			
1			10:00:40.379
2	1:05.686	+0.137	10:01:46.065
3	1:05.733	+0.184	10:02:51.798
4	1:05.696	+0.147	10:03:57.494
5	1:05.549		10:05:03.043
(18) Chris KNOX			
1			10:00:40.978
2	1:06.100	+0.421	10:01:47.078
3	1:05.872	+0.193	10:02:52.950
4	1:05.679		10:03:58.629
5	1:05.967	+0.288	10:05:04.596
(5) Michael ROWAN			
1			10:00:41.643
2	1:06.170	+0.632	10:01:47.813
3	1:05.666	+0.128	10:02:53.479
4	1:05.538		10:03:59.017
5	1:05.825	+0.287	10:05:04.842
(7) Vic COVEY Jnr			
1			10:00:42.314
2	1:06.233	+0.732	10:01:48.547
3	1:05.525	+0.024	10:02:54.072
4	1:05.667	+0.166	10:03:59.739
5	1:05.501		10:05:05.240
(23) Jordan GRONKOWSKI			
1			10:00:43.137
2	1:06.707	+0.912	10:01:49.844
3	1:06.156	+0.361	10:02:56.000
4	1:05.821	+0.026	10:04:01.821
5	1:05.795		10:05:07.616
(16) Mario LOIA			
1			10:00:42.580
2	1:06.259	+0.618	10:01:48.839
3	1:05.641		10:02:54.480
4	1:05.752	+0.111	10:04:00.232
5	1:07.765	+2.124	10:05:07.997
(9) Kenneth BREWSTER			
1			10:00:43.765
2	1:06.754	+0.528	10:01:50.519
3	1:06.226		10:02:56.745
4	1:06.366	+0.140	10:04:03.111
5	1:06.352	+0.126	10:05:09.463
(14) Alan WAUGH			
1			10:00:45.588
2	1:07.524	+1.126	10:01:53.112
3	1:06.837	+0.439	10:02:59.949
4	1:06.398		10:04:06.347
5	1:09.121	+2.723	10:05:15.468
(10) Geoff GILLIES			
1			10:00:48.355
2	1:08.186	+1.454	10:01:56.541
3	1:08.472	+1.740	10:03:05.013

Lap	Lap Tm	Diff	Time of Day
4	1:07.077	+0.345	10:04:12.090
5	1:06.732		10:05:18.822
(22) Chris PEARSON			
1			10:00:48.462
2	1:09.276	+2.036	10:01:57.738
3	1:07.814	+0.574	10:03:05.552
4	1:07.555	+0.315	10:04:13.107
5	1:07.240		10:05:20.347
(21) Gavin STRUTH			
1			10:00:50.501
2	1:08.190	+1.424	10:01:58.691
3	1:07.828	+1.062	10:03:06.519
4	1:06.766		10:04:13.285
5	1:07.086	+0.320	10:05:20.371
(19) Steven BREWSTER			
1			10:00:49.121
2	1:09.948	+3.600	10:01:59.069
3	1:09.029	+2.681	10:03:08.098
4	1:07.498	+1.150	10:04:15.596
5	1:06.348		10:05:21.944
(17) Mark DRYDEN			
1			10:00:52.770
2	1:07.651		10:02:00.421
3	1:08.392	+0.741	10:03:08.813
4	1:07.903	+0.252	10:04:16.716
5	1:07.726	+0.075	10:05:24.442
(8) Hamish BRANDON			
1			10:00:46.687
2	1:11.269	+2.875	10:01:57.956
3	1:10.206	+1.812	10:03:08.162
4	1:08.394		10:04:16.556
5	1:08.567	+0.173	10:05:25.123
(6) Paul SALE			
1			10:00:50.488
2	1:09.041	+1.360	10:01:59.529
3	1:10.449	+2.768	10:03:09.978
4	1:07.745	+0.064	10:04:17.723
5	1:07.681		10:05:25.404
(1) Billy ANDERSON			
1			10:00:51.191
2	1:09.668	+0.439	10:02:00.859
3	1:11.186	+1.957	10:03:12.045
4	1:09.229		10:04:21.274
5	1:09.949	+0.720	10:05:31.223
(15) Cosmo MOLINARO			
1			10:00:47.877
2	1:08.108		10:01:55.985
3	1:24.200	+16.092	10:03:20.185
4	1:19.779	+11.671	10:04:39.964
(20) David SLEIGH			
1			10:00:47.086
2	1:08.159	+2.532	10:01:55.245

Lap	Lap Tm	Diff	Time of Day
3	1:05.855	+0.228	10:03:01.100
4	1:05.627		10:04:06.727
5	1:06.049	+0.422	10:05:12.776

FFDR Mini Cooper Cup

Knockhill 1.280 Miles

Race 8 - Re-Start

06/09/2009 09:31

Race (5 Laps) started at 9:59:30

Competitors	Laps				
	1	2	3	4	5
Kenneth THIRWALL (2)	1	2	2	2	2
Chris KNOX (18)	2	18	18	18	18
Michael ROWAN (5)	3	5	5	5	5
Vic COVEY Jnr (7)	4	7	7	7	7
Mario LOIA (16)	5	16	16	16	23
Jordan GRONKOWSKI (23)	6	23	23	23	16
Kenneth BREWSTER (9)	7	9	9	9	9
Alan WAUGH (14)	8	14	14	14	20
Hamish BRANDON (8)	9	8	20	20	14
David SLEIGH (20)	10	20	15	10	10
Cosmo MOLINARO (15)	11	15	10	22	22
Geoff GILLIES (10)	12	10	22	21	21
Chris PEARSON (22)	13	22	8	19	19
Steven BREWSTER (19)	14	19	21	8	8
Paul SALE (6)	15	6	19	17	17
Gavin STRUTH (21)	16	21	6	6	6
Billy ANDERSON (1)	17	1	17	1	1
Mark DRYDEN (17)	18	17	1	15	15

SMRC GT Cup Meeting

FFDR Mini Cooper Cup

Race 12A - Second Race

Race (8 Laps) started at 13:23:13

Knockhill 1.280 Miles

06/09/2009 13:20

POLE POSITION

2 18 Chris KNOX 5
4 7 Vic COVEY Jnr 5
6 16 Mario LOIA 5
8 14 Alan WAUGH 5
10 22 Chris PEARSON 5
12 19 Steven BREWSTER 5
14 8 Hamish BRANDON 5
16 1 Billy ANDERSON 5
18 20 David SLEIGH 5

1 2 Kenneth THIRWALL 5
3 5 Michael ROWAN 5
5 23 Jordan GRONKOWSKI 5
7 9 Kenneth BREWSTER 5
9 10 Geoff GILLIES 5
11 21 Gavin STRUTH 5
13 17 Mark DRYDEN 5
15 6 Paul SALE 5
17 15 Cosmo MOLINARO 4

1
2
3
4
5
6
7
8
9

Clerk of the Course

Sig. Time
Chief Timekeeper - Ian Sharp (SMART)
Times available on www.smart-timing.co.uk & www.mylaps.com

Printed: 07/09/2009 18:40:01

Orbits 4

www.amb-it.com
www.mylaps.com
Licensed to: SMART

SMRC GT Cup Meeting

Sorted on Laps

Scottish MRC Classic Sports & Saloons

Knockhill 1.280 Miles

Race 9 - First Race

06/09/2009 09:50

Race (12 Laps) started at 10:15:17

Pos	No.	Name	Make/Model	CC	Class	Laps	Total Tm	Diff	Best Tm Lap	Best Spd
1	73	Andrew SMITH	Morgan + 8	3900	CD	12	12:20.536		59.274 7	77.741
2	72	Russell PATERSON	Morgan + 8	3900	CD	12	12:21.006	0.470	59.373 7	77.611
3	4	Stan BERNARD	Porsche 911	2994	CD	12	12:58.561	38.025	1:03.131 9	72.991
4	58	John MARSHALL	Ford Escort	2000	CC	12	12:59.242	38.706	1:03.107 8	73.019
5	70	Barry RIDDELL	Triumph TR8	3900	CD	12	13:06.311	45.775	1:03.772 2	72.257
6	25	Willie ROBERTSON	Datsun 240Z	3000	CD	12	13:20.083	59.547	1:03.716 11	72.321
7	66	Ian LONGFORD	Ford Escort	1993	CC	11	12:22.650	1 Lap	1:05.121 9	70.761
8	5	Matthew GORDON	Porsche 911	2700	CD	11	12:23.725	1 Lap	1:04.537 9	71.401
9	21	Jimmy CROW	Ford Escort	2000	CC	11	12:30.693	1 Lap	1:04.724 11	71.195
10	29	Richard MERRELL	Alfa Giulia GT	1995	CC	11	12:34.368	1 Lap	1:06.135 11	69.676
11	46	Robin BENN	Ford Capri	3000	CD	11	12:36.945	1 Lap	1:06.309 6	69.493
12	16	Colin BEVERIDGE	Alfa Sud	1490	CB	11	12:52.744	1 Lap	1:06.945 7	68.833
13	39	Harry SIMPSON	Hillman Imp	1040	CB	11	12:57.772	1 Lap	1:08.738 10	67.037
14	14	Tim REID	Marcos	1660	CC	10	12:42.331	2 Laps	1:13.876 6	62.375
15	17	Andrew SWANSTON	Ford Escort RS	1600	CC	10	12:54.110	2 Laps	1:04.724 1	-
16	48	Roger MOTHERWELL	Alfa Romeo GTV	1962	CB	10	13:18.351	2 Laps	1:15.824 6	60.772

Not classified ()

1	Oilly ROSS	Lotus Europa	1600	CC	9	10:30.395	DNF	1:06.454 6	69.341
6	George LEITCH	Mini Ogle	1293	CB	8	9:20.102	DNF	1:06.352 6	69.448
71	Gordon NAESMITH	Triumph TR8	3500	CD	2	2:19.280	DNF	1:04.764 2	71.151
69	Derek HASTINGS	Lotus Elan	1558	CC			DNF		0

Margin of Victory	Avg. Speed	Best Lap Tm	Best Spd	Best Lap by
0.470	74.670	59.274	77.741	73 - Andrew SMITH

Clerk of the Course

Orbits 4

Sig. Time
 Chief Timekeeper - Ian Sharp (SMART)
 Times available on www.smart-timing.co.uk & www.mylaps.com

www.amb-it.com
www.mylaps.com
 Licensed to: SMART

SMRC GT Cup Meeting

Scottish MRC Classic Sports & Saloons

Knockhill 1.280 Miles

Race 9 - First Race

06/09/2009 09:50

Race (12 Laps) started at 10:15:17

Lap	Lap Tm	Diff	Time of Day
7	1:20.096	+4.272	10:24:36.311
8	1:26.487	+10.663	10:26:02.798
9	1:16.570	+0.746	10:27:19.368
10	1:16.026	+0.202	10:28:35.394

(1) Olly ROSS

1			10:16:34.934
2	1:08.408	+1.954	10:17:43.342
3	1:07.748	+1.294	10:18:51.090
4	1:07.036	+0.582	10:19:58.126
5	1:06.654	+0.200	10:21:04.780
6	1:06.454		10:22:11.234
7	1:08.447	+1.993	10:23:19.681
8	1:07.803	+1.349	10:24:27.484
9	1:19.954	+13.500	10:25:47.438

(6) George LEITCH

1			10:16:39.987
2	1:10.436	+4.084	10:17:50.423
3	1:09.078	+2.726	10:18:59.501
4	1:08.200	+1.848	10:20:07.701
5	1:07.118	+0.766	10:21:14.819
6	1:06.352		10:22:21.171
7	1:06.648	+0.296	10:23:27.819
8	1:09.326	+2.974	10:24:37.145

(71) Gordon NAESMITH

1			10:16:31.559
2	1:04.764		10:17:36.323

Lap	Lap Tm	Diff	Time of Day
-----	--------	------	-------------

Lap	Lap Tm	Diff	Time of Day
-----	--------	------	-------------

Clerk of the Course

Sig. Time
Chief Timekeeper - Ian Sharp (SMART)
Times available on www.smart-timing.co.uk & www.mylaps.com

Orbits 4

www.amb-it.com
www.mylaps.com
Licensed to: SMART

SMRC GT Cup Meeting

Lapchart


Scottish MRC Classic Sports & Saloons

Knockhill 1.280 Miles

Race 9 - First Race

06/09/2009 09:50

Race (12 Laps) started at 10:15:17



Competitors	Laps												
	1	2	3	4	5	6	7	8	9	10	11	12	
Russell PATERSON (72)	1	72	72	73	73	73	73	73	73	73	73	73	73
Andrew SMITH (73)	2	73	73	72	72	72	72	72	72	72	72	72	72
Stan BERNARD (4)	3	4	4	4	4	4	4	4	4	4	4	4	4
Barry RIDDELL (70)	4	70	70	58	58	58	58	58	58	58	58	58	58
John MARSHALL (58)	5	58	58	70	70	70	70	70	70	70	70	70	70
Gordon NAESMITH (71)	6	71	71	66	66	66	66	66	25	25	25	25	25
Ian LONGFORD (66)	7	66	66	1	1	1	25	25	66	66	66	66	66
Olly ROSS (1)	8	1	1	5	5	5	1	5	5	5	5	5	5
Matthew GORDON (5)	9	5	5	29	29	25	5	1	1	21	21	21	21
Jimmy CROW (21)	10	21	29	21	25	29	29	29	29	29	29	29	29
Richard MERRELL (29)	11	29	21	25	21	21	21	21	21	46	46	46	46
Robin BENN (46)	12	46	46	46	46	46	46	46	46	16	16	16	16
Colin BEVERIDGE (16)	13	16	16	16	16	16	16	16	6	1	39	39	39
Harry SIMPSON (39)	14	39	25	6	6	6	6	6	16	39	14	14	14
Willie ROBERTSON (25)	15	25	6	39	39	39	39	39	39	14	48	48	48
George LEITCH (6)	16	6	39	14	14	14	14	14	14	14	48	48	48
Tim REID (14)	17	14	14	48	48	48	48	48	48	48	48	48	48
Roger MOTHERWELL (48)	18	48	48	48	48	48	48	48	48	48	48	48	48
Andrew SWANSTON (17)	19	17	17	17	17	17	17	17	17	17	17	17	17
-	20												

SMRC GT Cup Meeting

Scottish MRC Classic Sports & Saloons

Race 17 - Second Race

Race (12 Laps)

Knockhill 1.280 Miles

06/09/2009 15:40

POLE POSITION

2 70 Barry RIDDELL 12
4 4 Stan BERNARD 12
6 73 Andrew SMITH 12
8 5 Matthew GORDON 11
10 29 Richard MERRELL 11
12 16 Colin BEVERIDGE 11
14 14 Tim REID 10
16 48 Roger MOTHERWELL 10
18 6 George LEITCH 8
20 69 Derek HASTINGS

1 25 Willie ROBERTSON 12
3 58 John MARSHALL 12
5 72 Russell PATERSON 12
7 66 Ian LONGFORD 11
9 21 Jimmy CROW 11
11 46 Robin BENN 11
13 39 Harry SIMPSON 11
15 17 Andrew SWANSTON 10
17 1 Oilly ROSS 9
19 71 Gordon NAESMITH 2

1
2
3
4
5
6
7
8
9
10

Clerk of the Course

Orbits 4

Sig. Time
Chief Timekeeper - Ian Sharp (SMART)
Times available on www.smart-timing.co.uk & www.mylaps.com

www.amb-it.com
www.mylaps.com
Licensed to: SMART

GT Cup 2009

Knockhill 1.280 Miles

Practice 9 - Warm up

06/09/2009 10:30

Practice started at 10:47:56

Pos	No.	Name	Make/Model	CC	Class C	Best Tm	Diff 1 Lap	Best Speed	2nd Best
1	56	Tommy DREELAN	Porsche 997 GT3 Cup	3600	2	54.084	14	85.201	54.741
2	30	Benjamin HARVEY	Porsche 996 GT3 Cup	3600	3	55.096	1.012 8	83.636	55.216
3	37	Barclay DOUGALL	BMW M3 E46	3600	3	55.209	1.125 16	83.465	55.311
4	29	Craig WILKINS	Ginetta G50 Cup	3500	3	55.298	1.214 8	83.330	55.559
5	87	Alex MARTIN	Porsche 997 GT3 Cup	3600	3	56.034	1.950 12	82.236	56.047
6	40	Ray DIAS	Porsche GT3 Cup	3600	2	56.472	2.388 18	81.598	56.747
7	31	Michael SYMONS	BMW M3 E46	3600	3	56.499	2.415 16	81.559	56.649
8	22	Henry FIRMAN	Porsche 996 GT3 Cup	3600	3	56.945	2.861 10	80.920	58.148
9	25	Richard DENNY	Porsche 996 GT3 Cup	3600	3	56.978	2.894 15	80.873	57.134
10	7	Bertie CARRUTHERS	Porsche 996 GT3 Cup	3600	3	57.759	3.675 13	79.780	57.835
11	55	Gary EASTWOOD	Porsche 996 GT3 Cup	3600	3	58.562	4.478 7	78.686	59.207
12	16	Colin SIMPSON	Marcos Mantis	5000	2	58.892	4.808 3	78.245	59.589

Lap	Lap Tm	Diff	Time of Day
(56) Tommy DREELAN			
1			10:48:53.586
2	1:04.267	+10.183	10:49:57.853
3	1:05.978	+11.894	10:51:03.831
4	1:02.715	+8.631	10:52:06.546
5	57.833	+3.749	10:53:04.379
6	55.841	+1.757	10:54:00.220
7	55.826	+1.742	10:54:56.046
8	58.926	+4.842	10:55:54.972
9	55.362	+1.278	10:56:50.334
10	59.143	+5.059	10:57:49.477
11	54.965	+0.881	10:58:44.442
12	54.913	+0.829	10:59:39.355
13	55.244	+1.160	11:00:34.599
14	54.084		11:01:28.683
15	57.568	+3.484	11:02:26.251
16	2:25.489	+1:31.405	11:04:51.740
17	55.185	+1.101	11:05:46.925
18	54.992	+0.908	11:06:41.917
19	54.741	+0.657	11:07:36.658
(30) Benjamin HARVEY			
1			10:54:50.709
2	1:00.191	+5.095	10:55:50.900
3	56.363	+1.267	10:56:47.263
4	1:15.706	+20.610	10:58:02.969
5	56.473	+1.377	10:58:59.442
6	55.216	+0.120	10:59:54.658
7	56.204	+1.108	11:00:50.862
8	55.096		11:01:45.958
9	1:01.379	+6.283	11:02:47.337
(37) Barclay DOUGALL			
1			10:49:00.934
2	1:09.461	+14.252	10:50:10.395
3	1:02.900	+7.691	10:51:13.295
4	1:04.172	+8.963	10:52:17.467
5	59.901	+4.692	10:53:17.368
6	58.444	+3.235	10:54:15.812
7	57.747	+2.538	10:55:13.559
8	1:06.209	+11.000	10:56:19.768
9	1:04.378	+9.169	10:57:24.146
10	1:01.809	+6.600	10:58:25.955
11	58.007	+2.798	10:59:23.962
12	1:00.490	+5.281	11:00:24.452
13	56.700	+1.491	11:01:21.152
14	1:00.898	+5.689	11:02:22.050
15	55.846	+0.637	11:03:17.896
16	55.209		11:04:13.105
17	59.928	+4.719	11:05:13.033
18	55.311	+0.102	11:06:08.344
19	1:00.340	+5.131	11:07:08.684
(29) Craig WILKINS			
1			10:48:33.404
2	1:01.435	+6.137	10:49:34.839
3	58.491	+3.193	10:50:33.330
4	57.299	+2.001	10:51:30.629
5	56.304	+1.006	10:52:26.933
6	55.559	+0.261	10:53:22.492

Lap	Lap Tm	Diff	Time of Day
7	57.285	+1.987	10:54:19.777
8	55.298		10:55:15.075
9	58.118	+2.820	10:56:13.193
10	1:10.453	+15.155	10:57:23.646
(87) Alex MARTIN			
1			10:48:46.646
2	1:00.936	+4.902	10:49:47.582
3	57.973	+1.939	10:50:45.555
4	58.860	+2.826	10:51:44.415
5	57.145	+1.111	10:52:41.560
6	56.684	+0.650	10:53:38.244
7	57.963	+1.929	10:54:36.207
8	56.726	+0.692	10:55:32.933
9	56.047	+0.013	10:56:28.980
10	57.301	+1.267	10:57:26.281
11	58.479	+2.445	10:58:24.760
12	56.034		10:59:20.794
13	56.272	+0.238	11:00:17.066
14	56.163	+0.129	11:01:13.229
15	58.803	+2.769	11:02:12.032
(40) Ray DIAS			
1			10:48:53.727
2	1:09.268	+12.796	10:50:02.995
3	1:09.310	+12.838	10:51:12.305
4	1:01.026	+4.554	10:52:13.331
5	1:00.662	+4.190	10:53:13.993
6	59.255	+2.783	10:54:13.248
7	58.528	+2.056	10:55:11.776
8	59.845	+3.373	10:56:11.621
9	58.142	+1.670	10:57:09.763
10	1:03.829	+7.357	10:58:13.592
11	57.338	+0.866	10:59:10.930
12	58.008	+1.536	11:00:08.938
13	57.613	+1.141	11:01:06.551
14	58.433	+1.961	11:02:04.984
15	56.883	+0.411	11:03:01.867
16	58.903	+2.431	11:04:00.770
17	56.860	+0.388	11:04:57.630
18	56.472		11:05:54.102
19	56.747	+0.275	11:06:50.849
20	57.011	+0.539	11:07:47.860
(31) Michael SYMONS			
1			10:48:46.899
2	1:10.139	+13.640	10:49:57.038
3	1:06.468	+9.969	10:51:03.506
4	1:05.299	+8.800	10:52:08.805
5	1:02.424	+5.925	10:53:11.229
6	1:00.397	+3.898	10:54:11.626
7	58.983	+2.484	10:55:10.609
8	1:03.422	+6.923	10:56:14.031
9	1:05.883	+9.384	10:57:19.914
10	1:05.127	+8.628	10:58:25.041
11	58.556	+2.057	10:59:23.597
12	57.759	+1.260	11:00:21.356
13	59.409	+2.910	11:01:20.765
14	57.201	+0.702	11:02:17.966
15	58.039	+1.540	11:03:16.005
16	56.499		11:04:12.504

Lap	Lap Tm	Diff	Time of Day
17	56.819	+0.320	11:05:09.323
18	57.451	+0.952	11:06:06.774
19	56.859	+0.360	11:07:03.633
20	56.649	+0.150	11:08:00.282
(22) Henry FIRMAN			
1			10:48:37.335
2	3:11.275	+2:14.330	10:51:48.610
3	1:04.732	+7.787	10:52:53.342
4	1:02.067	+5.122	10:53:55.409
5	59.819	+2.874	10:54:55.228
6	1:00.657	+3.712	10:55:55.885
7	58.157	+1.212	10:56:54.042
8	1:00.887	+3.942	10:57:54.929
9	58.148	+1.203	10:58:53.077
10	56.945		10:59:50.022
11	1:06.387	+9.442	11:00:56.409
12	1:13.058	+16.113	11:02:09.467
(25) Richard DENNY			
1			10:49:05.898
2	1:09.986	+13.008	10:50:15.884
3	1:02.506	+5.528	10:51:18.390
4	59.966	+2.988	10:52:18.356
5	59.474	+2.496	10:53:17.830
6	1:08.718	+11.740	10:54:26.548
7	57.831	+0.853	10:55:24.379
8	58.882	+1.904	10:56:23.261
9	1:07.089	+10.111	10:57:30.350
10	4:00.158	+3:03.180	11:01:30.508
11	58.686	+1.708	11:02:29.194
12	57.976	+0.998	11:03:27.170
13	57.215	+0.237	11:04:24.385
14	57.134	+0.156	11:05:21.519
15	56.978		11:06:18.497
16	1:04.329	+7.351	11:07:22.826
(7) Bertie CARRUTHERS			
1			10:48:55.663
2	1:08.083	+10.324	10:50:03.746
3	1:07.194	+9.435	10:51:10.940
4	1:01.697	+3.938	10:52:12.637
5	59.861	+2.102	10:53:12.498
6	59.642	+1.883	10:54:12.140
7	58.883	+1.124	10:55:11.023
8	1:00.209	+2.450	10:56:11.232
9	58.107	+0.348	10:57:09.339
10	59.519	+1.760	10:58:08.858
11	58.037	+0.278	10:59:06.895
12	57.835	+0.076	11:00:04.730
13	57.759		11:01:02.489
14	58.273	+0.514	11:02:00.762
15	1:03.271	+5.512	11:03:04.033
(55) Gary EASTWOOD			
1			10:49:06.339
2	1:05.559	+6.997	10:50:11.898
3	1:01.612	+3.050	10:51:13.510
4	1:01.008	+2.446	10:52:14.518
5	1:00.017	+1.455	10:53:14.535
6	59.207	+0.645	10:54:13.742

Clerk of the Course

Orbits

Sig. Time

Chief Timekeeper - Ian Sharp (SMART)

www.amb-it.com

www.mylaps.com

Times available on www.smart-timing.co.uk & www.mylaps.com

Licensed to: SMART



Lap	Lap Tm	Diff	Time of Day
7	58.562		10:55:12.304
8	1:00.522	+1.960	10:56:12.826
9	2:13.848	+1:15.286	10:58:26.674

(16) Colin SIMPSON

1			10:48:37.630
2	59.615	+0.723	10:49:37.245
3	58.892		10:50:36.137
4	59.589	+0.697	10:51:35.726
5	1:00.989	+2.097	10:52:36.715
6	1:03.631	+4.739	10:53:40.346
7	1:01.306	+2.414	10:54:41.652
8	1:01.558	+2.666	10:55:43.210
9	1:02.793	+3.901	10:56:46.003
10	1:13.828	+14.936	10:57:59.831
11	1:07.642	+8.750	10:59:07.473
12	1:10.677	+11.785	11:00:18.150
13	1:09.900	+11.008	11:01:28.050

Lap Lap Tm Diff Time of Day

Lap Lap Tm Diff Time of Day

Scottish MRC Sports & Saloon Championship

Knockhill 1.280 Miles

Race 10 - First Race - AMENDED RESULT

06/09/2009 11:00

Race (10 Laps) started at 11:18:15

Pos	No.	Name	Make/Model	CC	Class C	Laps	Total Tm	Diff	Best Tm	Best Speed
1	8	Peter TADDEI	Ford Fiesta ZT	2300T	A1	10	9:04.915		53.525	86.091
2	26	Garry WATSON	Westfield	1800	A2	10	9:07.936	3.021	53.305	86.446
3	9	Francis GALASHAN	Caterham CSR	2300	A2	10	9:39.148	34.233	55.826	82.542
4	70	Stewart WHYTE	Honda Accord	2000T	A2	10	9:48.670	43.755	56.687	81.288
5	29	Robert DRUMMOND	Ford Escort Cosworth	2000T	A1	10	9:49.203	44.288	56.846	81.061
6	40	Tony GALLOWAY	Mitsubishi Evo	2000T	A1	10	9:49.257	44.342	56.716	81.247
7	42	Philip DUNCAN	Ford Escort Cosworth	2000T	A1	10	9:51.017	46.102	56.133	82.091
8	54	Andrew MORRISON	Seat Cupra	1998T	A2	9	9:16.288	1 Lap	58.882	78.258
9	57	Drummond BONE	Maserati Barchetta	2000	A2	9	9:21.000	1 Lap	1:00.093	76.681
10	12	James McELENY	Subaru Impreza	2000T	B	9	9:46.339	1 Lap	1:03.049	73.086
11	32	Peter CARVILL	Seat Cupra	2000T	A2	9	9:51.635	1 Lap	1:03.157	72.961
12	2	Greer WRAY	Vauxhall Vectra	2500	A2	9	9:51.823	1 Lap	1:03.656	72.389
13	3	Donal O'NEILL	Seat Cupra	1800T	A1	9	9:55.762	1 Lap	1:03.519	72.545
14	22	Ian BLACKLIN	Ford Fiesta	1600	C	8	9:15.136	2 Laps	1:06.151	69.659
15	50	Mark ROBSON	Subaru Impreza	2000T	B	8	9:18.094	2 Laps	1:05.724	70.111

Not classified ()

DNF	33	Cameron PURDIE	Westfield	1996	A2	9	8:40.877	DNF	56.129	82.097
DNF	17	Warren DUNBAR	Caterham CSR	2300	A2	4	3:44.386	DNF	54.257	84.929
DNF	21	Alex BRUCE	Mitsubishi Evo7	2000T	A1	3	2:55.930	DNF	56.708	81.258
DNF	78	David HEADEN	Caterham CSR	2300	A2	3	3:11.397	DNF	56.599	81.415

Margin of Victory	Avg. Speed	Best Lap Tm	Best Speed	Best Lap by
3.021	84.564	53.305	86.446	26 - Garry WATSON

Clerk of the Course

Orbits

Sig. Time

www.amb-it.com

Chief Timekeeper - Ian Sharp (SMART)

www.mylaps.com

Times available on www.smart-timing.co.uk & www.mylaps.com

Licensed to: SMART

Lap	Lap Tm	Diff	Time of Day
(8) Peter TADDEI			
1			11:19:14.069
2	53.966	+0.441	11:20:08.035
3	53.525		11:21:01.560
4	53.525		11:21:55.085
5	54.706	+1.181	11:22:49.791
6	54.469	+0.944	11:23:44.260
7	54.315	+0.790	11:24:38.575
8	54.325	+0.800	11:25:32.900
9	53.841	+0.316	11:26:26.741
10	53.613	+0.088	11:27:20.354

(26) Garry WATSON			
1			11:19:14.773
2	53.872	+0.567	11:20:08.645
3	53.759	+0.454	11:21:02.404
4	53.305		11:21:55.709
5	56.711	+3.406	11:22:52.420
6	55.337	+2.032	11:23:47.757
7	54.091	+0.786	11:24:41.848
8	53.998	+0.693	11:25:35.846
9	53.513	+0.208	11:26:29.359
10	54.016	+0.711	11:27:23.375

(9) Francis GALASHAN			
1			11:19:19.216
2	58.018	+2.192	11:20:17.234
3	58.082	+2.256	11:21:15.316
4	56.883	+1.057	11:22:12.199
5	56.491	+0.665	11:23:08.690
6	56.812	+0.986	11:24:05.502
7	55.826		11:25:01.328
8	58.174	+2.348	11:25:59.502
9	56.669	+0.843	11:26:56.171
10	58.416	+2.590	11:27:54.587

(70) Stewart WHYTE			
1			11:19:22.399
2	57.350	+0.663	11:20:19.749
3	56.864	+0.177	11:21:16.613
4	59.062	+2.375	11:22:15.675
5	57.075	+0.388	11:23:12.750
6	56.687		11:24:09.437
7	57.431	+0.744	11:25:06.868
8	57.177	+0.490	11:26:04.045
9	59.003	+2.316	11:27:03.048
10	1:01.061	+4.374	11:28:04.109

(29) Robert DRUMMOND			
1			11:19:17.509
2	58.630	+1.784	11:20:16.139
3	59.553	+2.707	11:21:15.692
4	1:00.634	+3.788	11:22:16.326
5	58.002	+1.156	11:23:14.328
6	58.286	+1.440	11:24:12.614
7	59.408	+2.562	11:25:12.022
8	57.804	+0.958	11:26:09.826
9	56.846		11:27:06.672
10	57.970	+1.124	11:28:04.642

Lap	Lap Tm	Diff	Time of Day
(40) Tony GALLOWAY			
1			11:19:25.251
2	59.766	+3.050	11:20:25.017
3	58.939	+2.223	11:21:23.956
4	58.503	+1.787	11:22:22.459
5	57.333	+0.617	11:23:19.792
6	56.859	+0.143	11:24:16.651
7	56.974	+0.258	11:25:13.625
8	56.800	+0.084	11:26:10.425
9	56.716		11:27:07.141
10	57.555	+0.839	11:28:04.696

(42) Philip DUNCAN			
1			11:19:24.845
2	1:00.058	+3.925	11:20:24.903
3	59.975	+3.842	11:21:24.878
4	58.329	+2.196	11:22:23.207
5	57.602	+1.469	11:23:20.809
6	56.978	+0.845	11:24:17.787
7	57.400	+1.267	11:25:15.187
8	57.001	+0.868	11:26:12.188
9	56.133		11:27:08.321
10	58.135	+2.002	11:28:06.456

(54) Andrew MORRISON			
1			11:19:28.028
2	1:01.655	+2.773	11:20:29.683
3	1:00.198	+1.316	11:21:29.881
4	1:00.759	+1.877	11:22:30.640
5	1:01.064	+2.182	11:23:31.704
6	1:00.750	+1.868	11:24:32.454
7	58.882		11:25:31.336
8	1:01.204	+2.322	11:26:32.540
9	59.187	+0.305	11:27:31.727

(57) Drummond BONE			
1			11:19:23.061
2	1:01.871	+1.778	11:20:24.932
3	1:02.257	+2.164	11:21:27.189
4	1:02.776	+2.683	11:22:29.965
5	1:01.534	+1.441	11:23:31.499
6	1:01.829	+1.736	11:24:33.328
7	1:02.754	+2.661	11:25:36.082
8	1:00.093		11:26:36.175
9	1:00.264	+0.171	11:27:36.439

(12) James McELENY			
1			11:19:26.428
2	1:03.626	+0.577	11:20:30.054
3	1:03.049		11:21:33.103
4	1:04.837	+1.788	11:22:37.940
5	1:03.795	+0.746	11:23:41.735
6	1:05.900	+2.851	11:24:47.635
7	1:04.034	+0.985	11:25:51.669
8	1:03.568	+0.519	11:26:55.237
9	1:06.541	+3.492	11:28:01.778

(32) Peter CARVILL			
1			11:19:31.959
2	1:05.303	+2.146	11:20:37.262
3	1:03.732	+0.575	11:21:40.994

4	1:05.942	+2.785	11:22:46.936
5	1:05.334	+2.177	11:23:52.270
6	1:03.651	+0.494	11:24:55.921
7	1:04.096	+0.939	11:26:00.017
8	1:03.157		11:27:03.174
9	1:03.900	+0.743	11:28:07.074

(2) Greer WRAY			
1			11:19:29.309
2	1:06.503	+2.847	11:20:35.812
3	1:04.242	+0.586	11:21:40.054
4	1:04.561	+0.905	11:22:44.615
5	1:05.945	+2.289	11:23:50.560
6	1:03.908	+0.252	11:24:54.468
7	1:04.418	+0.762	11:25:58.886
8	1:03.656		11:27:02.542
9	1:04.720	+1.064	11:28:07.262

(3) Donal O'NEILL			
1			11:19:33.644
2	1:05.981	+2.462	11:20:39.625
3	1:05.060	+1.541	11:21:44.685
4	1:05.246	+1.727	11:22:49.931
5	1:04.152	+0.633	11:23:54.083
6	1:03.856	+0.337	11:24:57.939
7	1:03.950	+0.431	11:26:01.889
8	1:03.519		11:27:05.408
9	1:05.793	+2.274	11:28:11.201

(22) Ian BLACKLIN			
1			11:19:33.770
2	1:07.046	+0.895	11:20:40.816
3	1:06.151		11:21:46.967
4	1:09.236	+3.085	11:22:56.203
5	1:07.551	+1.400	11:24:03.754
6	1:08.426	+2.275	11:25:12.180
7	1:08.836	+2.685	11:26:21.016
8	1:09.559	+3.408	11:27:30.575

(50) Mark ROBSON			
1			11:19:31.481
2	1:05.724		11:20:37.205
3	1:09.702	+3.978	11:21:46.907
4	1:10.855	+5.131	11:22:57.762
5	1:09.278	+3.554	11:24:07.040
6	1:10.113	+4.389	11:25:17.153
7	1:08.147	+2.423	11:26:25.300
8	1:08.233	+2.509	11:27:33.533

(33) Cameron PURDIE			
1			11:19:18.126
2	58.381	+2.252	11:20:16.507
3	57.905	+1.776	11:21:14.412
4	56.129		11:22:10.541
5	56.964	+0.835	11:23:07.505
6	56.377	+0.248	11:24:03.882
7	56.774	+0.645	11:25:00.656
8	58.313	+2.184	11:25:58.969
9	57.347	+1.218	11:26:56.316

(17) Warren DUNBAR			
---------------------------	--	--	--



Lap	Lap Tm	Diff	Time of Day
1			11:19:15.695
2	55.003	+0.746	11:20:10.698
3	54.257		11:21:04.955
4	54.870	+0.613	11:21:59.825

(21) Alex BRUCE

1			11:19:17.349
2	56.708		11:20:14.057
3	57.312	+0.604	11:21:11.369

(78) David HEADEN

1			11:19:17.901
2	56.599		11:20:14.500
3	1:12.336	+15.737	11:21:26.836

Lap Lap Tm Diff Time of Day

Lap Lap Tm Diff Time of Day

Scottish MRC Sports & Saloon Championship

Knockhill 1.280 Miles

Race 10 - First Race - AMENDED RESULT

06/09/2009 11:00

Race (10 Laps) started at 11:18:15

Competitors	Laps									
	1	2	3	4	5	6	7	8	9	10
Peter TADDEI (8)	1	8	8	8	8	8	8	8	8	8
Garry WATSON (26)	2	26	26	26	26	26	26	26	26	26
Warren DUNBAR (17)	3	17	17	17	17	33	33	33	33	9
Alex BRUCE (21)	4	21	21	21	33	9	9	9	9	33
Robert DRUMMOND (29)	5	29	78	33	9	70	70	70	70	29
David HEADEN (78)	6	78	29	9	70	29	29	29	29	40
Cameron PURDIE (33)	7	33	33	29	29	40	40	40	40	42
Francis GALASHAN (9)	8	9	9	70	40	42	42	42	42	42
Stewart WHYTE (70)	9	70	70	40	42	57	54	54	54	54
Drummond BONE (57)	10	57	42	42	57	54	57	57	57	57
Philip DUNCAN (42)	11	42	57	78	54	12	12	12	12	12
Tony GALLOWAY (40)	12	40	40	57	12	2	2	2	2	32
James McELENY (12)	13	12	54	54	2	32	32	32	32	2
Andrew MORRISON (54)	14	54	12	12	32	3	3	3	3	3
Greer WRAY (2)	15	2	2	2	3	22	22	22	22	
Mark ROBSON (50)	16	50	50	32	22	50	50	50	50	
Peter CARVILL (32)	17	32	32	3	50					
Donal O'NEILL (3)	18	3	3	50						
Ian BLACKLIN (22)	19	22	22	22						

Clerk of the Course

Orbits

Sig. Time
 Chief Timekeeper - Ian Sharp (SMART)
 Times available on www.smart-timing.co.uk & www.mylaps.com

www.amb-it.com
www.mylaps.com
 Licensed to: SMART

SMRC GT Cup Meeting

Scottish MRC Sports & Saloon Championship

Race 19 - Second Race - AMENDED GRID

Race (10 Laps)

Knockhill 1.280 Miles

06/09/2009 16:20

POLE POSITION

2
26 Garry WATSON
10

4
70 Stewart WHYTE
10

6
40 Tony GALLOWAY
10

8
54 Andrew MORRISON
9

10
12 James McELENY
9

12
2 Greer WRAY
9

14
22 Ian BLACKLIN
8

16
33 Cameron PURDIE
9

18
21 Alex BRUCE
3

1
8 Peter TADDEI
10

3
9 Francis GALASHAN
10

5
29 Robert DRUMMOND
10

7
42 Philip DUNCAN
10

9
57 Drummond BONE
9

11
32 Peter CARVILL
9

13
3 Donal O'NEILL
9

15
50 Mark ROBSON
8

17
17 Warren DUNBAR
4

19
78 David HEADEN
3

1

2

3

4

5

6

7

8

9

10

Clerk of the Course

Sig. Time
Chief Timekeeper - Ian Sharp (SMART)
Times available on www.smart-timing.co.uk & www.mylaps.com

Orbits 4

www.amb-it.com
www.mylaps.com
Licensed to: SMART

SMRC GT Cup Meeting

Sorted on Laps

SMRC Grattan & Hynds Scottish Legends Championship

Knockhill 1.280 Miles

Race 11 - Second Race B

06/09/2009 11:20

Race (8 Laps) started at 11:52:58

Pos	No.	Name	Make/Model	CC	Class	Laps	Total Tm	Diff	Best Tm Lap	Best Spd
1	28	Frank HYNDS	Ford Sedan	1250	L	8	8:20.009		1:01.124	75.388
2	25	Pat HYNDS	34 Chevy	1250	L	8	8:20.094	0.085	1:01.127	75.384
3	22	Benjamin MASON	Legend	1200	L	8	8:23.246	3.237	1:00.607	76.031
4	48	Tony CAIG	Chevy Sedan	1250	L	8	8:23.562	3.553	1:01.663	74.729
5	23	Alisdair GAULD	Legend	1200	L	8	8:29.119	9.110	1:01.966	74.363
6	31	Alex KNIGHT	Chevy Sedan	1250	L	8	8:30.862	10.853	1:02.200	74.084
7	46	Colin ATKINSON	Ford 37 Coupe	1200	L	8	8:31.209	11.200	1:02.155	74.137
8	06	David HUNTER	Ford Coupe	1250	L	8	8:33.451	13.442	1:01.990	74.335
9	17	Billy WAIT	37 Ford	1200	L	8	8:34.214	14.205	1:01.896	74.447
10	08	Nick BRACE	34 Ford	1250	L	8	8:35.838	15.829	1:02.596	73.615
11	69	Gerard McCOSH	Ford Coupe	1250	L	8	8:36.473	16.464	1:02.040	74.275
12	30	Ally HUNTER	37 Chevy Sedan	1250	L	8	8:39.953	19.944	1:02.154	74.138
13	27	Chris HYNDS	Legend	1250	L	8	8:40.090	20.081	1:03.295	72.802
14	44	Andrew DONALD	Chevy Sedan	1200	L	8	8:43.617	23.608	1:03.104	73.022
15	37	Stevie COULL	Legend	1200	L	8	8:43.855	23.846	1:03.370	72.716
16	71	Alasdair THOM	Chevy Sedan	1250	L	8	8:46.945	26.936	1:03.271	72.830
17	38	Errico PALAZZO	Ford Sedan	1250	L	8	8:47.101	27.092	1:03.409	72.671
18	21	Ross McEWAN	Legend	1250	L	8	8:57.021	37.012	1:04.501	71.441

Not classified ()

03	Ross MARSHALL	Chevy Sedan	1250	L	3	3:10.957	DNF	1:01.286	3	75.188
18	Ross MICKEL	Chevy Sedan	1250	L	3	3:11.402	DNF	1:01.586	3	74.822

Margin of Victory	Avg. Speed	Best Lap Tm	Best Spd	Best Lap by
0.085	73.727	1:00.607	76.031	22 - Benjamin MASON

Clerk of the Course

Orbits 4

Sig.
 Chief Timekeeper - Ian Sharp (SMART)
 Times available on www.smart-timing.co.uk & www.mylaps.com

www.amb-it.com
www.mylaps.com
 Licensed to: SMART

SMRC GT Cup Meeting

SMRC Grattan & Hynds Scottish Legends Championship

Knockhill 1.280 Miles

Race 11 - Second Race B

06/09/2009 11:20

Race (8 Laps) started at 11:52:58

Lap	Lap Tm	Diff	Time of Day
(28) Frank HYNDS			
1	1:06.804	+5.680	11:54:07.514
2	1:01.509	+0.385	11:55:09.023
3	1:01.171	+0.047	11:56:10.194
4	1:01.944	+0.820	11:57:12.138
5	1:02.052	+0.928	11:58:14.190
6	1:01.248	+0.124	11:59:15.438
7	1:01.124		12:00:16.562
8	1:01.680	+0.556	12:01:18.242

(25) Pat HYNDS			
1	1:08.342	+7.215	11:54:07.959
2	1:01.469	+0.342	11:55:09.428
3	1:01.319	+0.192	11:56:10.747
4	1:01.774	+0.647	11:57:12.521
5	1:01.745	+0.618	11:58:14.266
6	1:01.271	+0.144	11:59:15.537
7	1:01.663	+0.536	12:00:17.200
8	1:01.127		12:01:18.327

(22) Benjamin MASON			
1	1:08.267	+7.660	11:54:10.669
2	1:01.638	+1.031	11:55:12.307
3	1:03.235	+2.628	11:56:15.542
4	1:01.554	+0.947	11:57:17.096
5	1:01.191	+0.584	11:58:18.287
6	1:00.992	+0.385	11:59:19.279
7	1:00.607		12:00:19.886
8	1:01.593	+0.986	12:01:21.479

(48) Tony CAIG			
1	1:07.725	+6.062	11:54:08.667
2	1:01.663		11:55:10.330
3	1:02.033	+0.370	11:56:12.363
4	1:01.676	+0.013	11:57:14.039
5	1:02.205	+0.542	11:58:16.244
6	1:01.826	+0.163	11:59:18.070
7	1:01.734	+0.071	12:00:19.804
8	1:01.991	+0.328	12:01:21.795

(23) Alisdair GAULD			
1	1:08.891	+6.925	11:54:09.201
2	1:02.891	+0.925	11:55:12.092
3	1:04.134	+2.168	11:56:16.226
4	1:02.456	+0.490	11:57:18.682
5	1:02.119	+0.153	11:58:20.801
6	1:02.290	+0.324	11:59:23.091
7	1:01.966		12:00:25.057
8	1:02.295	+0.329	12:01:27.352

(31) Alex KNIGHT			
1	1:08.065	+5.865	11:54:09.279
2	1:02.923	+0.723	11:55:12.202
3	1:04.792	+2.592	11:56:16.994
4	1:02.328	+0.128	11:57:19.322
5	1:02.898	+0.698	11:58:22.220
6	1:02.215	+0.015	11:59:24.435
7	1:02.200		12:00:26.635
8	1:02.460	+0.260	12:01:29.095

(46) Colin ATKINSON			
1	1:08.995	+6.840	11:54:08.943
2	1:03.041	+0.886	11:55:11.984
3	1:04.375	+2.220	11:56:16.359
4	1:02.900	+0.745	11:57:19.259

5	1:02.834	+0.679	11:58:22.093
6	1:02.858	+0.703	11:59:24.951
7	1:02.336	+0.181	12:00:27.287
8	1:02.155		12:01:29.442

(06) David HUNTER			
1	1:09.941	+7.951	11:54:11.361
2	1:03.757	+1.767	11:55:15.118
3	1:03.221	+1.231	11:56:18.339
4	1:02.757	+0.767	11:57:21.096
5	1:02.853	+0.863	11:58:23.949
6	1:02.950	+0.960	11:59:26.899
7	1:01.990		12:00:28.889
8	1:02.795	+0.805	12:01:31.684

(17) Billy WAIT			
1	1:08.838	+6.942	11:54:10.478
2	1:03.975	+2.079	11:55:14.453
3	1:03.118	+1.222	11:56:17.571
4	1:03.067	+1.171	11:57:20.638
5	1:02.980	+1.084	11:58:23.618
6	1:03.625	+1.729	11:59:27.243
7	1:01.896		12:00:29.139
8	1:03.308	+1.412	12:01:32.447

(08) Nick BRACE			
1	1:10.194	+7.598	11:54:12.236
2	1:04.293	+1.697	11:55:16.529
3	1:03.265	+0.669	11:56:19.794
4	1:02.946	+0.350	11:57:22.740
5	1:03.346	+0.750	11:58:26.086
6	1:02.596		11:59:28.682
7	1:02.684	+0.088	12:00:31.366
8	1:02.705	+0.109	12:01:34.071

(69) Gerard McCOSH			
1	1:10.925	+8.885	11:54:12.900
2	1:04.137	+2.097	11:55:17.037
3	1:03.071	+1.031	11:56:20.108
4	1:03.081	+1.041	11:57:23.189
5	1:03.731	+1.691	11:58:26.920
6	1:02.040		11:59:28.960
7	1:02.601	+0.561	12:00:31.561
8	1:03.145	+1.105	12:01:34.706

(30) Ally HUNTER			
1	1:11.118	+8.964	11:54:14.673
2	1:05.139	+2.985	11:55:19.812
3	1:03.192	+1.038	11:56:23.004
4	1:04.010	+1.856	11:57:27.014
5	1:03.721	+1.567	11:58:30.735
6	1:03.064	+0.910	11:59:33.799
7	1:02.233	+0.079	12:00:36.032
8	1:02.154		12:01:38.186

(27) Chris HYNDS			
1	1:11.696	+8.401	11:54:12.089
2	1:03.841	+0.546	11:55:15.930
3	1:03.295		11:56:19.225
4	1:03.408	+0.113	11:57:22.633
5	1:04.285	+0.990	11:58:26.918
6	1:03.741	+0.446	11:59:30.659
7	1:03.758	+0.463	12:00:34.417
8	1:03.906	+0.611	12:01:38.323

(44) Andrew DONALD			
---------------------------	--	--	--

1	1:10.789	+7.685	11:54:15.371
2	1:04.747	+1.643	11:55:20.118
3	1:03.724	+0.620	11:56:23.842
4	1:04.293	+1.189	11:57:28.135
5	1:03.570	+0.466	11:58:31.705
6	1:03.104		11:59:34.809
7	1:03.152	+0.048	12:00:37.961
8	1:03.889	+0.785	12:01:41.850

(37) Stevie COULL			
1	1:10.904	+7.534	11:54:13.680
2	1:04.664	+1.294	11:55:18.344
3	1:04.304	+0.934	11:56:22.648
4	1:03.883	+0.513	11:57:26.531
5	1:04.479	+1.109	11:58:31.010
6	1:03.882	+0.512	11:59:34.892
7	1:03.826	+0.456	12:00:38.718
8	1:03.370		12:01:42.088

(71) Alasdair THOM			
1	1:10.843	+7.572	11:54:14.467
2	1:06.231	+2.960	11:55:20.698
3	1:04.127	+0.856	11:56:24.825
4	1:04.113	+0.842	11:57:28.938
5	1:04.924	+1.653	11:58:33.862
6	1:03.999	+0.728	11:59:37.861
7	1:03.271		12:00:41.132
8	1:04.046	+0.775	12:01:45.178

(38) Errico PALAZZO			
1	1:11.097	+7.688	11:54:14.181
2	1:04.621	+1.212	11:55:18.802
3	1:04.576	+1.167	11:56:23.378
4	1:04.660	+1.251	11:57:28.038
5	1:05.397	+1.988	11:58:33.435
6	1:04.607	+1.198	11:59:38.042
7	1:03.409		12:00:41.451
8	1:03.883	+0.474	12:01:45.334

(21) Ross McEWAN			
1	1:12.530	+8.029	11:54:17.240
2	1:06.294	+1.793	11:55:23.534
3	1:06.048	+1.547	11:56:29.582
4	1:05.726	+1.225	11:57:35.308
5	1:05.688	+1.187	11:58:40.996
6	1:04.554	+0.053	11:59:45.550
7	1:04.501		12:00:50.051
8	1:05.203	+0.702	12:01:55.254

(03) Ross MARSHALL			
1	1:06.583	+5.297	11:54:06.142
2	1:01.762	+0.476	11:55:07.904
3	1:01.286		11:56:09.190

(18) Ross MICKEL			
1	1:06.323	+4.737	11:54:06.221
2	1:01.828	+0.242	11:55:08.049
3	1:01.586		11:56:09.635


Clerk of the Course

Orbits 4

Sig. Time
Chief Timekeeper - Ian Sharp (SMART)
Times available on www.smart-timing.co.uk & www.mylaps.com

www.amb-it.com
www.mylaps.com
Licensed to: SMART

Printed: 06/09/2009 12:34:02



Competitors	Laps									
	0	1	2	3	4	5	6	7	8	
Ross MARSHALL (03)	1	03	03	03	03	28	28	28	28	28
Pat HYNDS (25)	2	25	18	18	18	25	25	25	25	25
Ross MICKEL (18)	3	18	28	28	28	48	48	48	48	22
Colin ATKINSON (46)	4	46	25	25	25	22	22	22	22	48
Alisdair GAULD (23)	5	23	48	48	48	23	23	23	23	23
Chris HYNDS (27)	6	27	46	46	22	46	46	31	31	31
Frank HYNDS (28)	7	28	23	23	23	31	31	46	46	46
Tony CAIG (48)	8	48	31	31	46	17	17	06	06	06
Alex KNIGHT (31)	9	31	17	22	31	06	06	17	17	17
David HUNTER (06)	10	06	22	17	17	27	08	08	08	08
Billy WAIT (17)	11	17	06	06	06	08	27	69	69	69
Gerard McCOSH (69)	12	69	27	27	27	69	69	27	27	30
Nick BRACE (08)	13	08	08	08	08	37	30	30	30	27
Benjamin MASON (22)	14	22	69	69	69	30	37	44	44	44
Stevie COULL (37)	15	37	37	37	37	38	44	37	37	37
Errico PALAZZO (38)	16	38	38	38	30	44	38	71	71	71
Ally HUNTER (30)	17	30	71	30	38	71	71	38	38	38
Alasdair THOM (71)	18	71	30	44	44	21	21	21	21	21
Andrew DONALD (44)	19	44	44	71	71					
Ross McEWAN (21)	20	21	21	21	21					

Scottish MRC Formula Ford Championship

Knockhill 1.280 Miles

Race 12 - Second Race

06/09/2009 13:00

Race (10 Laps) started at 13:00:51

Pos	No.	Name	Make/Model	CC	Class Code	Laps	Total Tm	Diff	Best Tm	Best Speed
1	66	Rory BUTCHER	Van Diemen	1600	FF16A	10	10:01.030		58.779	78.395
2	47	Scott FRASER	Van Diemen	1600	FF16AN	10	10:05.525	4.495	59.141	77.915
3	7	Craig BRUNTON	Van Diemen	1600	FF16A	10	10:06.407	5.377	58.577	78.666
4	23	Andrew CHESHER	Van Diemen	1600	FF16A	10	10:09.182	8.152	58.625	78.601
5	68	Carol BROWN	Van Diemen	1600	FF16AN	10	10:10.128	9.098	58.788	78.383
6	9	George SMITH	Reynard RF84	1600	FF16B	10	10:27.646	26.616	1:00.508	76.155
7	21	Jillian SHEDDEN	Van Dieman	1600	FF16A	10	10:43.819	42.789	1:01.900	74.443
8	58	Ivor MAIRS	Van Diemen	1600	FF16A	10	10:43.854	42.824	1:01.708	74.674
9	15	Dane CHRISTISON	Van Diemen	1600	FF16A	10	10:48.684	47.654	1:02.710	73.481
10	42	Keiron BLAKE	Van Diemen	1600	FF16AN	9	10:03.847	1 Lap	1:05.415	70.443
11	44	John SINCLAIR	Van Diemen	1600	FF16AN	9	10:09.770	1 Lap	1:06.128	69.683

Not classified ()

DNF	25	Stuart ROBERTSON	Van Diemen	1600	FF16A	7	7:36.329	DNF	1:00.438	76.243
-----	----	------------------	------------	------	-------	---	----------	-----	----------	--------

Announcements

These times remain provisional pending results of any Technical and Judicial procedures.

Car No.14 - Transponder not working.

Margin of Victory	Avg. Speed	Best Lap Tm	Best Speed	Best Lap by
4.495	76.668	58.577	78.666	7 - Craig BRUNTON

Clerk of the Course

Orbits

Sig. Time

www.amb-it.com

Chief Timekeeper - Ian Sharp (SMART)

www.mylaps.com

Times available on www.smart-timing.co.uk & www.mylaps.com

Licensed to: SMART

Lap	Lap Tm	Diff	Time of Day
(66) Rory BUTCHER			
1			13:01:58.437
2	1:00.295	+1.516	13:02:58.732
3	59.454	+0.675	13:03:58.186
4	59.357	+0.578	13:04:57.543
5	58.779		13:05:56.322
6	59.791	+1.012	13:06:56.113
7	59.876	+1.097	13:07:55.989
8	59.109	+0.330	13:08:55.098
9	58.921	+0.142	13:09:54.019
10	58.911	+0.132	13:10:52.930

Lap	Lap Tm	Diff	Time of Day
(47) Scott FRASER			
1			13:01:57.488
2	1:01.194	+2.053	13:02:58.682
3	1:01.252	+2.111	13:03:59.934
4	1:00.373	+1.232	13:05:00.307
5	59.286	+0.145	13:05:59.593
6	1:00.469	+1.328	13:07:00.062
7	59.503	+0.362	13:07:59.565
8	59.141		13:08:58.706
9	59.490	+0.349	13:09:58.196
10	59.229	+0.088	13:10:57.425

Lap	Lap Tm	Diff	Time of Day
(7) Craig BRUNTON			
1			13:01:58.042
2	1:01.739	+3.162	13:02:59.781
3	1:00.557	+1.980	13:04:00.338
4	1:00.288	+1.711	13:05:00.626
5	59.316	+0.739	13:05:59.942
6	1:00.440	+1.863	13:07:00.382
7	59.608	+1.031	13:07:59.990
8	59.047	+0.470	13:08:59.037
9	1:00.693	+2.116	13:09:59.730
10	58.577		13:10:58.307

Lap	Lap Tm	Diff	Time of Day
(23) Andrew CHESHER			
1			13:02:03.538
2	1:00.963	+2.338	13:03:04.501
3	59.980	+1.355	13:04:04.481
4	1:00.192	+1.567	13:05:04.673
5	59.542	+0.917	13:06:04.215
6	59.764	+1.139	13:07:03.979
7	1:00.080	+1.455	13:08:04.059
8	59.298	+0.673	13:09:03.357
9	58.625		13:10:01.982
10	59.100	+0.475	13:11:01.082

Lap	Lap Tm	Diff	Time of Day
(68) Carol BROWN			
1			13:01:59.558
2	1:01.512	+2.724	13:03:01.070
3	1:00.897	+2.109	13:04:01.967
4	1:00.339	+1.551	13:05:02.306
5	1:00.257	+1.469	13:06:02.563
6	1:00.367	+1.579	13:07:02.930
7	1:01.270	+2.482	13:08:04.200
8	59.901	+1.113	13:09:04.101
9	59.139	+0.351	13:10:03.240
10	58.788		13:11:02.028

Lap	Lap Tm	Diff	Time of Day
(9) George SMITH			
1			13:02:00.960
2	1:01.889	+1.381	13:03:02.849
3	1:02.295	+1.787	13:04:05.144
4	1:00.508		13:05:05.652
5	1:00.630	+0.122	13:06:06.282
6	1:02.458	+1.950	13:07:08.740
7	1:03.958	+3.450	13:08:12.698
8	1:02.857	+2.349	13:09:15.555
9	1:01.815	+1.307	13:10:17.370
10	1:02.176	+1.668	13:11:19.546

Lap	Lap Tm	Diff	Time of Day
(21) Jillian SHEDDEN			
1			13:02:06.152
2	1:04.994	+3.094	13:03:11.146
3	1:02.888	+0.988	13:04:14.034
4	1:02.843	+0.943	13:05:16.877
5	1:02.667	+0.767	13:06:19.544
6	1:04.793	+2.893	13:07:24.337
7	1:04.084	+2.184	13:08:28.421
8	1:02.699	+0.799	13:09:31.120
9	1:01.900		13:10:33.020
10	1:02.699	+0.799	13:11:35.719

Lap	Lap Tm	Diff	Time of Day
(58) Ivor MAIRS			
1			13:02:04.485
2	1:03.101	+1.393	13:03:07.586
3	1:01.708		13:04:09.294
4	1:01.952	+0.244	13:05:11.246
5	1:02.498	+0.790	13:06:13.744
6	1:04.259	+2.551	13:07:18.003
7	1:10.041	+8.333	13:08:28.044
8	1:02.622	+0.914	13:09:30.666
9	1:02.298	+0.590	13:10:32.964
10	1:02.790	+1.082	13:11:35.754

Lap	Lap Tm	Diff	Time of Day
(15) Dane CHRISTISON			
1			13:02:05.549
2	1:05.799	+3.089	13:03:11.348
3	1:04.537	+1.827	13:04:15.885
4	1:04.069	+1.359	13:05:19.954
5	1:03.827	+1.117	13:06:23.781
6	1:03.957	+1.247	13:07:27.738
7	1:04.038	+1.328	13:08:31.776
8	1:03.299	+0.589	13:09:35.075
9	1:02.799	+0.089	13:10:37.874
10	1:02.710		13:11:40.584

Lap	Lap Tm	Diff	Time of Day
(42) Keiron BLAKE			
1			13:02:06.998
2	1:07.219	+1.804	13:03:14.217
3	1:06.668	+1.253	13:04:20.885
4	1:05.776	+0.361	13:05:26.661
5	1:05.798	+0.383	13:06:32.459
6	1:06.118	+0.703	13:07:38.577
7	1:06.050	+0.635	13:08:44.627
8	1:05.415		13:09:50.042
9	1:05.705	+0.290	13:10:55.747

Lap	Lap Tm	Diff	Time of Day
(44) John SINCLAIR			
1			13:02:07.905

Lap	Lap Tm	Diff	Time of Day
2	1:07.168	+1.040	13:03:15.073
3	1:07.565	+1.437	13:04:22.638
4	1:06.310	+0.182	13:05:28.948
5	1:06.128		13:06:35.076
6	1:06.921	+0.793	13:07:41.997
7	1:06.815	+0.687	13:08:48.812
8	1:06.180	+0.052	13:09:54.992
9	1:06.678	+0.550	13:11:01.670

Lap	Lap Tm	Diff	Time of Day
(25) Stuart ROBERTSON			
1			13:02:15.377
2	1:02.217	+1.779	13:03:17.594
3	1:02.573	+2.135	13:04:20.167
4	1:00.438		13:05:20.605
5	1:01.365	+0.927	13:06:21.970
6	1:01.551	+1.113	13:07:23.521
7	1:04.708	+4.270	13:08:28.229

Scottish MRC Formula Ford Championship

Knockhill 1.280 Miles

Race 12 - Second Race

06/09/2009 13:00

Race (10 Laps) started at 13:00:51

Competitors	Laps										
	1	2	3	4	5	6	7	8	9	10	
Scott FRASER (47)	1	47	47	66	66	66	66	66	66	66	66
Craig BRUNTON (7)	2	7	66	47	47	47	47	47	47	47	47
Rory BUTCHER (66)	3	66	7	7	7	7	7	7	7	7	7
Carol BROWN (68)	4	68	68	68	68	68	23	23	23	23	23
George SMITH (9)	5	9	9	23	23	23	23	68	68	68	68
Andrew CHESHER (23)	6	23	23	9	9	9	9	9	9	9	9
Ivor MAIRS (58)	7	58	58	58	58	58	58	58	58	58	21
Dane CHRISTISON (15)	8	15	21	21	21	21	25	25	21	21	58
Jillian SHEDDEN (21)	9	21	15	15	15	25	21	21	15	15	15
Keiron BLAKE (42)	10	42	42	25	25	15	15	15	42	42	
John SINCLAIR (44)	11	44	44	42	42	42	42	42	44	44	
Stuart ROBERTSON (25)	12	25	25	44	44	44	44	44			

FFDR Mini Cooper Cup

Knockhill 1.280 Miles

Race 12A - Second Race

06/09/2009 13:20

Race (8 Laps) started at 13:23:13

Pos	No.	Name	Make/Model	CC	Class C	Laps	Total Tm	Diff	Best Tm	Best Speed
1	2	Kenneth THIRWALL	Mini Cooper	1600	SM	8	8:37.377		1:03.920	72.090
2	7	Vic COVEY Jnr	Mini Cooper	1600	SM	8	8:39.911	2.534	1:03.764	72.266
3	16	Mario LOIA	Mini Cooper	1600	SM	8	8:42.655	5.278	1:04.219	71.754
4	5	Michael ROWAN	Mini Cooper	1600	SM	8	8:42.970	5.593	1:03.793	72.234
5	14	Alan WAUGH	Mini Cooper	1600	SMN	8	8:50.403	13.026	1:04.856	71.050
6	20	David SLEIGH	Mini Cooper	1600	SMN	8	8:51.938	14.561	1:04.244	71.727
7	17	Mark DRYDEN	Mini Cooper	1600	SM	8	8:52.392	15.015	1:04.640	71.287
8	9	Kenneth BREWSTER	Mini Cooper	1600	SMN	8	8:53.519	16.142	1:04.867	71.038
9	10	Geoff GILLIES	Mini Cooper	1600	SMN	8	8:59.305	21.928	1:05.743	70.091
10	6	Paul SALE	Mini Cooper	1600	SMN	8	9:06.145	28.768	1:06.018	69.799
11	8	Hamish BRANDON	Mini Cooper	1600	SMN	8	9:07.657	30.280	1:05.988	69.831
12	15	Cosmo MOLINARO	Mini Cooper	1600	SM	8	9:08.708	31.331	1:05.325	70.540
13	1	Billy ANDERSON	Mini Cooper	1600	SM	8	9:24.067	46.690	1:08.391	67.377
14	22	Chris PEARSON	Mini Cooper	1600	SMN	8	9:44.460	1:07.083	1:05.944	69.877

Not classified ()

DNF	21	Gavin STRUTH	Mini Cooper	1600	SM	7	7:56.102	DNF	1:05.387	70.473
DNF	23	Jordan GRONKOWSKI	Mini Cooper	1600	SM	6	6:46.471	DNF	1:03.896	72.117
DNF	19	Steven BREWSTER	Mini Cooper	1600	SMN	3	3:25.258	DNF	1:05.668	70.171
DNF	18	Chris KNOX	Mini Cooper	1600	SM	3	3:41.816	DNF	1:11.752	64.221

Announcements

These times remain provisional pending results of any Technical and Judicial procedures.

Margin of Victory	Avg. Speed	Best Lap Tm	Best Speed	Best Lap by
2.534	71.252	1:03.764	72.266	7 - Vic COVEY Jnr

Clerk of the Course

Orbits

Sig. Time

www.amb-it.com

Chief Timekeeper - Ian Sharp (SMART)

www.mylaps.com

Times available on www.smart-timing.co.uk & www.mylaps.com

Licensed to: SMART

Lap	Lap Tm	Diff	Time of Day
(2) Kenneth THIRWALL			
1			13:24:21.312
2	1:03.920		13:25:25.232
3	1:04.007	+0.087	13:26:29.239
4	1:04.112	+0.192	13:27:33.351
5	1:03.998	+0.078	13:28:37.349
6	1:04.305	+0.385	13:29:41.654
7	1:04.837	+0.917	13:30:46.491
8	1:04.602	+0.682	13:31:51.093

Lap	Lap Tm	Diff	Time of Day
(7) Vic COVEY Jnr			
1			13:24:22.813
2	1:04.202	+0.438	13:25:27.015
3	1:03.858	+0.094	13:26:30.873
4	1:03.764		13:27:34.637
5	1:04.257	+0.493	13:28:38.894
6	1:04.830	+1.066	13:29:43.724
7	1:04.710	+0.946	13:30:48.434
8	1:05.193	+1.429	13:31:53.627

Lap	Lap Tm	Diff	Time of Day
(16) Mario LOIA			
1			13:24:24.330
2	1:04.398	+0.179	13:25:28.728
3	1:04.219		13:26:32.947
4	1:04.273	+0.054	13:27:37.220
5	1:04.823	+0.604	13:28:42.043
6	1:04.777	+0.558	13:29:46.820
7	1:04.870	+0.651	13:30:51.690
8	1:04.681	+0.462	13:31:56.371

Lap	Lap Tm	Diff	Time of Day
(5) Michael ROWAN			
1			13:24:24.053
2	1:04.434	+0.641	13:25:28.487
3	1:03.793		13:26:32.280
4	1:03.850	+0.057	13:27:36.130
5	1:04.377	+0.584	13:28:40.507
6	1:04.680	+0.887	13:29:45.187
7	1:05.340	+1.547	13:30:50.527
8	1:06.159	+2.366	13:31:56.686

Lap	Lap Tm	Diff	Time of Day
(14) Alan WAUGH			
1			13:24:26.195
2	1:07.437	+2.581	13:25:33.632
3	1:05.509	+0.653	13:26:39.141
4	1:05.070	+0.214	13:27:44.211
5	1:04.984	+0.128	13:28:49.195
6	1:05.051	+0.195	13:29:54.246
7	1:05.017	+0.161	13:30:59.263
8	1:04.856		13:32:04.119

Lap	Lap Tm	Diff	Time of Day
(20) David SLEIGH			
1			13:24:29.183
2	1:06.047	+1.803	13:25:35.230
3	1:04.904	+0.660	13:26:40.134
4	1:06.399	+2.155	13:27:46.533
5	1:04.244		13:28:50.777
6	1:05.321	+1.077	13:29:56.098
7	1:04.816	+0.572	13:31:00.914
8	1:04.740	+0.496	13:32:05.654

Lap	Lap Tm	Diff	Time of Day
(17) Mark DRYDEN			
1			13:24:26.857
2	1:07.155	+2.515	13:25:34.012
3	1:05.401	+0.761	13:26:39.413
4	1:06.031	+1.391	13:27:45.444
5	1:05.541	+0.901	13:28:50.985
6	1:05.732	+1.092	13:29:56.717
7	1:04.640		13:31:01.357
8	1:04.751	+0.111	13:32:06.108

Lap	Lap Tm	Diff	Time of Day
(9) Kenneth BREWSTER			
1			13:24:25.658
2	1:09.112	+4.245	13:25:34.770
3	1:05.124	+0.257	13:26:39.894
4	1:06.043	+1.176	13:27:45.937
5	1:04.912	+0.045	13:28:50.849
6	1:06.086	+1.219	13:29:56.935
7	1:05.433	+0.566	13:31:02.368
8	1:04.867		13:32:07.235

Lap	Lap Tm	Diff	Time of Day
(10) Geoff GILLIES			
1			13:24:27.870
2	1:07.659	+1.916	13:25:35.529
3	1:05.906	+0.163	13:26:41.435
4	1:06.576	+0.833	13:27:48.011
5	1:06.662	+0.919	13:28:54.673
6	1:05.743		13:30:00.416
7	1:05.914	+0.171	13:31:06.330
8	1:06.691	+0.948	13:32:13.021

Lap	Lap Tm	Diff	Time of Day
(6) Paul SALE			
1			13:24:29.043
2	1:08.101	+2.083	13:25:37.144
3	1:10.061	+4.043	13:26:47.205
4	1:06.315	+0.297	13:27:53.520
5	1:06.018		13:28:59.538
6	1:06.274	+0.256	13:30:05.812
7	1:06.179	+0.161	13:31:11.991
8	1:07.870	+1.852	13:32:19.861

Lap	Lap Tm	Diff	Time of Day
(8) Hamish BRANDON			
1			13:24:32.213
2	1:06.970	+0.982	13:25:39.183
3	1:08.405	+2.417	13:26:47.588
4	1:06.789	+0.801	13:27:54.377
5	1:06.135	+0.147	13:29:00.512
6	1:05.988		13:30:06.500
7	1:06.685	+0.697	13:31:13.185
8	1:08.188	+2.200	13:32:21.373

Lap	Lap Tm	Diff	Time of Day
(15) Cosmo MOLINARO			
1			13:24:31.182
2	1:06.545	+1.220	13:25:37.727
3	1:09.048	+3.723	13:26:46.775
4	1:05.843	+0.518	13:27:52.618
5	1:05.325		13:28:57.943
6	1:05.887	+0.562	13:30:03.830
7	1:06.329	+1.004	13:31:10.159
8	1:12.265	+6.940	13:32:22.424

(1) Billy ANDERSON

Lap	Lap Tm	Diff	Time of Day
1			13:24:32.619
2	1:08.801	+0.410	13:25:41.420
3	1:08.761	+0.370	13:26:50.181
4	1:09.083	+0.692	13:27:59.264
5	1:09.813	+1.422	13:29:09.077
6	1:08.391		13:30:17.468
7	1:09.630	+1.239	13:31:27.098
8	1:10.685	+2.294	13:32:37.783

Lap	Lap Tm	Diff	Time of Day
(22) Chris PEARSON			
1			13:24:28.626
2	1:07.252	+1.308	13:25:35.878
3	1:06.237	+0.293	13:26:42.115
4	1:06.215	+0.271	13:27:48.330
5	1:06.752	+0.808	13:28:55.082
6	1:05.944		13:30:01.026
7	1:47.873	+41.929	13:31:48.899
8	1:09.277	+3.333	13:32:58.176

Lap	Lap Tm	Diff	Time of Day
(21) Gavin STRUTH			
1			13:24:31.999
2	1:05.921	+0.534	13:25:37.920
3	1:08.079	+2.692	13:26:45.999
4	1:05.693	+0.306	13:27:51.692
5	1:05.387		13:28:57.079
6	1:06.232	+0.845	13:30:03.311
7	1:06.507	+1.120	13:31:09.818

Lap	Lap Tm	Diff	Time of Day
(23) Jordan GRONKOWSKI			
1			13:24:25.061
2	1:04.829	+0.933	13:25:29.890
3	1:04.146	+0.250	13:26:34.036
4	1:03.896		13:27:37.932
5	1:04.533	+0.637	13:28:42.465
6	1:17.722	+13.826	13:30:00.187

Lap	Lap Tm	Diff	Time of Day
(19) Steven BREWSTER			
1			13:24:26.400
2	1:06.906	+1.238	13:25:33.306
3	1:05.668		13:26:38.974

Lap	Lap Tm	Diff	Time of Day
(18) Chris KNOX			
1			13:24:24.953
2	1:11.752		13:25:36.705
3	1:18.827	+7.075	13:26:55.532

FFDR Mini Cooper Cup

Knockhill 1.280 Miles

Race 12A - Second Race

06/09/2009 13:20

Race (8 Laps) started at 13:23:13

Competitors	Laps							
	1	2	3	4	5	6	7	8
Kenneth THIRWALL (2)	1	2	2	2	2	2	2	2
Vic COVEY Jnr (7)	2	7	7	7	7	7	7	7
Michael ROWAN (5)	3	5	5	5	5	5	5	16
Mario LOIA (16)	4	16	16	16	16	16	16	5
Chris KNOX (18)	5	18	23	23	23	14	14	14
Jordan GRONKOWSKI (23)	6	23	19	19	14	14	20	20
Kenneth BREWSTER (9)	7	9	14	14	17	20	17	17
Alan WAUGH (14)	8	14	17	17	9	9	9	9
Steven BREWSTER (19)	9	19	9	9	20	17	23	10
Mark DRYDEN (17)	10	17	20	20	10	10	21	6
Geoff GILLIES (10)	11	10	10	10	22	22	22	15
Chris PEARSON (22)	12	22	22	22	21	21	21	6
Paul SALE (6)	13	6	18	21	15	15	15	8
David SLEIGH (20)	14	20	6	15	6	6	6	1
Cosmo MOLINARO (15)	15	15	15	6	8	8	8	22
Gavin STRUTH (21)	16	21	21	8	1	1	1	
Hamish BRANDON (8)	17	8	8	1				
Billy ANDERSON (1)	18	1	1	18				

SMRC GT Cup Meeting

FFDR Mini Cooper Cup

Race 18 - Third Race

Race (6 Laps)

Knockhill 1.280 Miles

06/09/2009 16:00

POLE POSITION

2
14 Alan WAUGH
8

4
16 Mario LOIA
8

6
2 Kenneth THIRWALL
8

8
9 Kenneth BREWSTER
8

10
6 Paul SALE
8

12
15 Cosmo MOLINARO
8

14
22 Chris PEARSON
8

16
23 Jordan GRONKOWSKI
6

18
18 Chris KNOX
3

1
20 David SLEIGH
8

3
5 Michael ROWAN
8

5
7 Vic COVEY Jnr
8

7
17 Mark DRYDEN
8

9
10 Geoff GILLIES
8

11
8 Hamish BRANDON
8

13
1 Billy ANDERSON
8

15
21 Gavin STRUTH
7

17
19 Steven BREWSTER
3

1

2

3

4

5

6

7

8

9

Clerk of the Course

Sig. Time
Chief Timekeeper - Ian Sharp (SMART)

Times available on www.smart-timing.co.uk & www.mylaps.com

Printed: 07/09/2009 18:41:52

Orbits 4

www.amb-it.com
www.mylaps.com
Licensed to: SMART

Scottish MRC XR2 Championship

Knockhill 1.280 Miles

Race 14 - Second Race

06/09/2009 13:40

Race (10 Laps) started at 13:49:45

Pos	No.	Name	Make/Model	CC	Class Cod	Laps	Total Tm	Diff	Best Tm	Best Speed
1	70	Hamish SMART	Ford Fiesta XR2	1600	XRCN	10	10:58.637		1:04.580	71.353
2	12	Jason CALLAGHAN	Ford Fiesta XR2	1600	XRCN	10	10:59.210	0.573	1:04.306	71.657
3	3	Ian MUNRO	Ford Fiesta XR2	1600	XRC	10	10:59.286	0.649	1:04.096	71.892
4	30	Tim SLEIGH	Ford Fiesta XR2	1600	XRCN	10	11:00.557	1.920	1:04.463	71.483
5	38	Wayne MacCAULEY	Ford Fiesta XR2	1600	XRCN	10	11:13.356	14.719	1:05.112	70.770
6	22	John TURNER	Ford Fiesta XR2	1600	XRCN	10	11:14.955	16.318	1:05.469	70.384
7	10	Charlie COPE	Ford Fiesta XR2	1600	XRC	10	11:15.257	16.620	1:05.399	70.460
8	14	Barry HOLMES	Ford Fiesta XR2	1600	XRC	10	11:19.364	20.726	1:06.231	69.575
9	8	Dave COLVILLE	Ford Fiesta XR2	1600	XRC	10	11:22.422	23.785	1:05.356	70.506
10	47	Martin BUCHAN	Ford Fiesta XR2	1600	XRCN	10	11:22.796	24.159	1:06.795	68.987
11	99	Ian COWIE	Ford Fiesta ST	2000	ST	10	11:24.132	25.495	1:03.964	72.041
12	45	Stewart SCOTT	Ford Fiesta ST	2000	ST	10	11:27.763	29.126	1:03.964	72.041
13	17	Steven PORTER	Ford Fiesta XR2	1600	XRCN	10	11:29.247	30.610	1:06.811	68.971
14	87	Ryan STIRLING	Ford Fiesta ST	2000	ST	10	11:30.899	32.262	1:05.394	70.465
15	40	Tony GALLOWAY	Ford Fiesta ST	2000	ST	10	11:33.708	35.071	1:05.242	70.629
16	48	James CUNNINGHAM	Ford Fiesta XR2	1600	XRCN	10	11:34.773	36.136	1:07.003	68.773
17	26	Anthony LEESE	Ford Fiesta XR2	1600	XRCN	10	11:36.682	38.045	1:07.069	68.705
18	41	Sandford IMRIE	Ford Fiesta ST	2000	ST	10	11:36.754	38.117	1:05.760	70.073
19	27	Stephen RUSSELL	Ford Fiesta XR2	1600	XRCN	10	11:38.154	39.517	1:05.783	70.048
20	39	Stuart WILSON	Ford Fiesta ST	2000	ST	10	11:42.817	44.180	1:06.276	69.527
21	57	Francis GALASHAN	Ford Fiesta ST	2000	ST	10	11:44.524	45.887	1:06.208	69.599
22	77	Ewan WILSON	Ford Fiesta ST	2000	ST	10	11:48.954	50.317	1:06.919	68.859
23	37	Russell MORGAN	Ford Fiesta XR2	1600	XRC	10	11:50.484	51.847	1:09.431	66.368
24	21	Russell TURNER	Ford Fiesta XR2	1600	XRCN	10	11:51.122	52.485	1:08.776	67.000
25	23	Fiona WALLACE	Ford Fiesta XR2	1600	XRCN	10	12:02.377	1:03.740	1:08.809	66.968

Not classified ()

DNF	50	Daryl FORD	Ford Fiesta XR2	1600	XRCN	9	10:50.104	DNF	1:05.254	70.616
DNF	42	Fraser SHAW	Ford Fiesta XR2	1600	XRCN	6	9:45.299	DNF	1:07.423	68.345
DNF	2	Peter CRUICKSHANK	Ford Fiesta XR2	1600	XRC	4	4:29.910	DNF	1:05.123	70.758
DNF	34	Stephen EMSLIE	Ford Fiesta XR2	1600	XRCN	4	5:15.474	DNF	1:12.583	63.486

Announcements

These times remain provisional pending results of any Technical and Judicial procedures.

Margin of Victory	Avg. Speed	Best Lap Tm	Best Speed	Best Lap by
0.573	69.963	1:03.964	72.041	99 - Ian COWIE

Clerk of the Course

Orbits

Sig. Time

www.amb-it.com

Chief Timekeeper - Ian Sharp (SMART)

www.mylaps.com

Times available on www.smart-timing.co.uk & www.mylaps.com

Licensed to: SMART

Lap	Lap Tm	Diff	Time of Day
(70) Hamish SMART			
1			13:50:57.734
2	1:04.829	+0.249	13:52:02.563
3	1:05.516	+0.936	13:53:08.079
4	1:04.580		13:54:12.659
5	1:05.192	+0.612	13:55:17.851
6	1:05.401	+0.821	13:56:23.252
7	1:05.120	+0.540	13:57:28.372
8	1:05.100	+0.520	13:58:33.472
9	1:04.878	+0.298	13:59:38.350
10	1:05.415	+0.835	14:00:43.765

Lap	Lap Tm	Diff	Time of Day
(12) Jason CALLAGHAN			
1			13:50:58.532
2	1:05.311	+1.005	13:52:03.843
3	1:05.599	+1.293	13:53:09.442
4	1:05.156	+0.850	13:54:14.598
5	1:04.306		13:55:18.904
6	1:05.844	+1.538	13:56:24.748
7	1:05.096	+0.790	13:57:29.844
8	1:04.699	+0.393	13:58:34.543
9	1:04.639	+0.333	13:59:39.182
10	1:05.156	+0.850	14:00:44.338

Lap	Lap Tm	Diff	Time of Day
(3) Ian MUNRO			
1			13:50:58.707
2	1:05.516	+1.420	13:52:04.223
3	1:05.568	+1.472	13:53:09.791
4	1:05.316	+1.220	13:54:15.107
5	1:04.096		13:55:19.203
6	1:05.089	+0.993	13:56:24.292
7	1:04.388	+0.292	13:57:28.680
8	1:05.445	+1.349	13:58:34.125
9	1:04.757	+0.661	13:59:38.882
10	1:05.532	+1.436	14:00:44.414

Lap	Lap Tm	Diff	Time of Day
(30) Tim SLEIGH			
1			13:50:56.967
2	1:05.591	+1.128	13:52:02.558
3	1:06.036	+1.573	13:53:08.594
4	1:04.567	+0.104	13:54:13.161
5	1:05.047	+0.584	13:55:18.208
6	1:08.627	+4.164	13:56:26.835
7	1:04.818	+0.355	13:57:31.653
8	1:04.463		13:58:36.116
9	1:04.913	+0.450	13:59:41.029
10	1:04.656	+0.193	14:00:45.685

Lap	Lap Tm	Diff	Time of Day
(38) Wayne MacCAULEY			
1			13:51:02.200
2	1:10.771	+5.659	13:52:12.971
3	1:06.564	+1.452	13:53:19.535
4	1:05.297	+0.185	13:54:24.832
5	1:06.255	+1.143	13:55:31.087
6	1:06.148	+1.036	13:56:37.235
7	1:05.112		13:57:42.347
8	1:05.270	+0.158	13:58:47.617
9	1:05.436	+0.324	13:59:53.053
10	1:05.431	+0.319	14:00:58.484

Lap	Lap Tm	Diff	Time of Day
(22) John TURNER			
1			13:51:03.003
2	1:08.472	+3.003	13:52:11.475
3	1:05.691	+0.222	13:53:17.166
4	1:07.434	+1.965	13:54:24.600
5	1:06.125	+0.656	13:55:30.725
6	1:06.545	+1.076	13:56:37.270
7	1:05.997	+0.528	13:57:43.267
8	1:05.845	+0.376	13:58:49.112
9	1:05.502	+0.033	13:59:54.614
10	1:05.469		14:01:00.083

Lap	Lap Tm	Diff	Time of Day
(10) Charlie COPE			
1			13:50:59.771
2	1:06.053	+0.654	13:52:05.824
3	1:07.109	+1.710	13:53:12.933
4	1:07.904	+2.505	13:54:20.837
5	1:06.085	+0.686	13:55:26.922
6	1:06.152	+0.753	13:56:33.074
7	1:06.138	+0.739	13:57:39.212
8	1:07.083	+1.684	13:58:46.295
9	1:08.691	+3.292	13:59:54.986
10	1:05.399		14:01:00.385

Lap	Lap Tm	Diff	Time of Day
(14) Barry HOLMES			
1			13:51:00.472
2	1:07.720	+1.489	13:52:08.192
3	1:07.500	+1.269	13:53:15.692
4	1:08.580	+2.349	13:54:24.272
5	1:07.675	+1.444	13:55:31.947
6	1:06.736	+0.505	13:56:38.683
7	1:06.379	+0.148	13:57:45.062
8	1:06.692	+0.461	13:58:51.754
9	1:06.506	+0.275	13:59:58.260
10	1:06.231		14:01:04.491

Lap	Lap Tm	Diff	Time of Day
(8) Dave COLVILLE			
1			13:51:02.473
2	1:07.757	+2.401	13:52:10.230
3	1:06.140	+0.784	13:53:16.370
4	1:06.925	+1.569	13:54:23.295
5	1:16.398	+11.042	13:55:39.693
6	1:05.715	+0.359	13:56:45.408
7	1:05.736	+0.380	13:57:51.144
8	1:05.356		13:58:56.500
9	1:05.514	+0.158	14:00:02.014
10	1:05.536	+0.180	14:01:07.550

Lap	Lap Tm	Diff	Time of Day
(47) Martin BUCHAN			
1			13:51:01.576
2	1:07.176	+0.381	13:52:08.752
3	1:07.115	+0.320	13:53:15.867
4	1:08.619	+1.824	13:54:24.486
5	1:07.945	+1.150	13:55:32.431
6	1:07.239	+0.444	13:56:39.670
7	1:06.795		13:57:46.465
8	1:06.992	+0.197	13:58:53.457
9	1:07.309	+0.514	14:00:00.766
10	1:07.158	+0.363	14:01:07.924

Lap	Lap Tm	Diff	Time of Day
(99) Ian COWIE			

Lap	Lap Tm	Diff	Time of Day
(45) Stewart SCOTT			
1			13:51:21.490
2	1:03.964		13:52:25.454
3	1:05.261	+1.297	13:53:30.715
4	1:05.338	+1.374	13:54:36.053
5	1:05.980	+2.016	13:55:42.033
6	1:07.234	+3.270	13:56:49.267
7	1:04.767	+0.803	13:57:54.034
8	1:04.656	+0.692	13:58:58.690
9	1:04.999	+1.035	14:00:03.689
10	1:05.571	+1.607	14:01:09.260

Lap	Lap Tm	Diff	Time of Day
(17) Steven PORTER			
1			13:51:22.022
2	1:03.964		13:52:25.986
3	1:05.134	+1.170	13:53:31.120
4	1:05.373	+1.409	13:54:36.493
5	1:09.876	+5.912	13:55:46.369
6	1:05.242	+1.278	13:56:51.611
7	1:05.480	+1.516	13:57:57.091
8	1:05.349	+1.385	13:59:02.440
9	1:05.106	+1.142	14:00:07.546
10	1:05.345	+1.381	14:01:12.891

Lap	Lap Tm	Diff	Time of Day
(87) Ryan STIRLING			
1			13:51:00.471
2	1:07.125	+0.314	13:52:07.596
3	1:07.734	+0.923	13:53:15.330
4	1:07.735	+0.924	13:54:23.065
5	1:14.662	+7.851	13:55:37.727
6	1:07.604	+0.793	13:56:45.331
7	1:06.811		13:57:52.142
8	1:07.539	+0.728	13:58:59.681
9	1:07.362	+0.551	14:00:07.043
10	1:07.332	+0.521	14:01:14.375

Lap	Lap Tm	Diff	Time of Day
(40) Tony GALLOWAY			
1			13:51:22.879
2	1:05.488	+0.094	13:52:28.367
3	1:05.394		13:53:33.761
4	1:05.688	+0.294	13:54:39.449
5	1:06.315	+0.921	13:55:45.764
6	1:06.248	+0.854	13:56:52.012
7	1:06.396	+1.002	13:57:58.408
8	1:05.885	+0.491	13:59:04.293
9	1:05.897	+0.503	14:00:10.190
10	1:05.837	+0.443	14:01:16.027

Lap	Lap Tm	Diff	Time of Day
(48) James CUNNINGHAM			
1			13:51:23.540
2	1:05.649	+0.407	13:52:29.189
3	1:05.242		13:53:34.431
4	1:05.460	+0.218	13:54:39.891
5	1:06.977	+1.735	13:55:46.868
6	1:06.300	+1.058	13:56:53.168
7	1:06.533	+1.291	13:57:59.701
8	1:06.565	+1.323	13:59:06.266
9	1:06.248	+1.006	14:00:12.514
10	1:06.322	+1.080	14:01:18.836

Lap	Lap Tm	Diff	Time of Day	Lap	Lap Tm	Diff	Time of Day	Lap	Lap Tm	Diff	Time of Day
2	1:10.884	+3.881	13:52:16.148	3	1:07.067	+0.859	13:53:39.856	4	1:05.591	+0.337	13:54:17.378
3	1:08.826	+1.823	13:53:24.974	4	1:07.029	+0.821	13:54:46.885	5	1:05.254		13:55:22.632
4	1:07.647	+0.644	13:54:32.621	5	1:07.028	+0.820	13:55:53.913	6	1:07.965	+2.711	13:56:30.597
5	1:08.405	+1.402	13:55:41.026	6	1:06.722	+0.514	13:57:00.635	7	1:07.473	+2.219	13:57:38.070
6	1:08.180	+1.177	13:56:49.206	7	1:07.137	+0.929	13:58:07.772	8	1:08.679	+3.425	13:58:46.749
7	1:07.003		13:57:56.209	8	1:08.306	+2.098	13:59:16.078	9	1:48.483	+43.229	14:00:35.232
8	1:08.629	+1.626	13:59:04.838	9	1:07.366	+1.158	14:00:23.444				
9	1:07.151	+0.148	14:00:11.989	10	1:06.208		14:01:29.652				
10	1:07.912	+0.909	14:01:19.901								
(26) Anthony LEESE				(77) Ewan WILSON				(42) Fraser SHAW			
1			13:51:01.815	1			13:51:27.418	1			13:51:07.445
2	1:13.043	+5.974	13:52:14.858	2	1:07.703	+0.784	13:52:35.121	2	1:09.703	+2.280	13:52:17.148
3	1:09.285	+2.216	13:53:24.143	3	1:07.215	+0.296	13:53:42.336	3	1:09.104	+1.681	13:53:26.252
4	1:08.225	+1.156	13:54:32.368	4	1:07.479	+0.560	13:54:49.815	4	1:07.423		13:54:33.675
5	1:08.480	+1.411	13:55:40.848	5	1:07.715	+0.796	13:55:57.530	5	2:36.552	+1:29.129	13:57:10.227
6	1:09.865	+2.796	13:56:50.713	6	1:07.718	+0.799	13:57:05.248	6	2:20.200	+1:12.777	13:59:30.427
7	1:08.564	+1.495	13:57:59.277	7	1:07.078	+0.159	13:58:12.326				
8	1:07.812	+0.743	13:59:07.089	8	1:06.929	+0.010	13:59:19.255	(2) Peter CRUICKSHANK			
9	1:07.069		14:00:14.158	9	1:07.908	+0.989	14:00:27.163	1			13:50:59.241
10	1:07.652	+0.583	14:01:21.810	10	1:06.919		14:01:34.082	2	1:05.476	+0.353	13:52:04.717
(41) Sandford IMRIE				(37) Russell MORGAN				(34) Stephen EMSLIE			
1			13:51:24.263	1			13:51:04.457	1			13:51:08.875
2	1:06.008	+0.248	13:52:30.271	2	1:10.042	+0.611	13:52:14.499	2	1:12.583		13:52:21.458
3	1:06.304	+0.544	13:53:36.575	3	1:11.458	+2.027	13:53:25.957	3	1:16.014	+3.431	13:53:37.472
4	1:05.760		13:54:42.335	4	1:09.431		13:54:35.388	4	1:23.130	+10.547	13:55:00.602
5	1:06.742	+0.982	13:55:49.077	5	1:10.239	+0.808	13:55:45.627				
6	1:07.934	+2.174	13:56:57.011	6	1:10.874	+1.443	13:56:56.501				
7	1:06.129	+0.369	13:58:03.140	7	1:09.653	+0.222	13:58:06.154				
8	1:06.273	+0.513	13:59:09.413	8	1:09.905	+0.474	13:59:16.059				
9	1:05.897	+0.137	14:00:15.310	9	1:09.635	+0.204	14:00:25.694				
10	1:06.572	+0.812	14:01:21.882	10	1:09.918	+0.487	14:01:35.612				
(27) Stephen RUSSELL				(21) Russell TURNER				(23) Fiona WALLACE			
1			13:51:01.633	1			13:51:08.255	1			13:51:04.871
2	1:14.732	+8.949	13:52:16.365	2	1:10.480	+1.704	13:52:18.735	2	1:11.271	+2.462	13:52:16.142
3	1:12.538	+6.755	13:53:28.903	3	1:09.205	+0.429	13:53:27.940	3	1:10.290	+1.481	13:53:26.432
4	1:10.558	+4.775	13:54:39.461	4	1:09.439	+0.663	13:54:37.379	4	1:09.628	+0.819	13:54:36.060
5	1:08.277	+2.494	13:55:47.738	5	1:11.485	+2.709	13:55:48.864	5	1:11.662	+2.853	13:55:47.722
6	1:07.392	+1.609	13:56:55.130	6	1:10.371	+1.595	13:56:59.235	6	1:10.684	+1.875	13:56:58.406
7	1:05.783		13:58:00.913	7	1:09.777	+1.001	13:58:09.012	7	1:08.809		13:58:07.215
8	1:06.241	+0.458	13:59:07.154	8	1:09.152	+0.376	13:59:18.164	8	1:10.108	+1.299	13:59:17.323
9	1:08.059	+2.276	14:00:15.213	9	1:08.776		14:00:26.940	9	1:10.403	+1.594	14:00:27.726
10	1:08.069	+2.286	14:01:23.282	10	1:09.310	+0.534	14:01:36.250	10	1:19.779	+10.970	14:01:47.505
(39) Stuart WILSON				(23) Fiona WALLACE				(50) Daryl FORD			
1			13:51:26.055	1			13:51:04.871	1			13:50:58.937
2	1:06.862	+0.586	13:52:32.917	2	1:11.271	+2.462	13:52:16.142	2	1:06.867	+1.613	13:52:05.804
3	1:06.276		13:53:39.193	3	1:10.290	+1.481	13:53:26.432	3	1:05.983	+0.729	13:53:11.787
4	1:06.848	+0.572	13:54:46.041	4	1:09.628	+0.819	13:54:36.060				
5	1:06.299	+0.023	13:55:52.340	5	1:11.662	+2.853	13:55:47.722				
6	1:06.998	+0.722	13:56:59.338	6	1:10.684	+1.875	13:56:58.406				
7	1:07.163	+0.887	13:58:06.501	7	1:08.809		13:58:07.215				
8	1:06.667	+0.391	13:59:13.168	8	1:10.108	+1.299	13:59:17.323				
9	1:07.213	+0.937	14:00:20.381	9	1:10.403	+1.594	14:00:27.726				
10	1:07.564	+1.288	14:01:27.945	10	1:19.779	+10.970	14:01:47.505				
(57) Francis GALASHAN				(50) Daryl FORD				(50) Daryl FORD			
1			13:51:26.357	1			13:50:58.937	1			13:50:58.937
2	1:06.432	+0.224	13:52:32.789	2	1:06.867	+1.613	13:52:05.804	2	1:06.867	+1.613	13:52:05.804
				3	1:05.983	+0.729	13:53:11.787	3	1:05.983	+0.729	13:53:11.787

Clerk of the Course

Orbits

Sig. Time

Chief Timekeeper - Ian Sharp (SMART)

www.amb-it.com

www.mylaps.com

Times available on www.smart-timing.co.uk & www.mylaps.com

Licensed to: SMART

Scottish MRC XR2 Championship

Knockhill 1.280 Miles

Race 14 - Second Race

06/09/2009 13:40

Race (10 Laps) started at 13:49:45

Competitors	Laps									
	1	2	3	4	5	6	7	8	9	10
Tim SLEIGH (30)	1	30	30	70	70	70	70	70	70	70
Hamish SMART (70)	2	70	70	30	30	30	3	3	3	12
Jason CALLAGHAN (12)	3	12	12	12	12	12	12	12	12	3
Ian MUNRO (3)	4	3	3	3	2	3	30	30	30	30
Daryl FORD (50)	5	50	2	2	3	50	50	50	10	38
Peter CRUICKSHANK (2)	6	2	50	50	50	10	10	10	50	22
Charlie COPE (10)	7	10	10	10	10	22	38	38	38	10
Steven PORTER (17)	8	17	17	17	17	38	22	22	22	14
Barry HOLMES (14)	9	14	14	14	8	14	14	14	14	47
Martin BUCHAN (47)	10	47	47	47	14	47	47	47	47	8
Stephen RUSSELL (27)	11	27	8	8	47	17	17	8	8	99
Anthony LEESE (26)	12	26	22	22	22	8	8	17	99	17
Wayne MacCAULEY (38)	13	38	38	38	38	26	48	99	17	45
Dave COLVILLE (8)	14	8	37	26	26	48	99	48	45	87
John TURNER (22)	15	22	26	48	48	99	26	45	87	48
Russell MORGAN (37)	16	37	23	37	42	37	45	87	48	40
Fiona WALLACE (23)	17	23	48	42	37	87	87	26	40	26
James CUNNINGHAM (48)	18	48	27	23	99	45	40	40	26	27
Fraser SHAW (42)	19	42	42	21	23	40	27	27	27	41
Russell TURNER (21)	20	21	21	27	45	23	37	41	41	39
Stephen EMSLIE (34)	21	34	34	99	21	27	41	37	39	57
Ian COWIE (99)	22	99	99	45	87	21	23	39	37	77
Stewart SCOTT (45)	23	45	45	87	27	41	21	23	57	21
Ryan STIRLING (87)	24	87	87	40	40	39	39	57	23	77
Tony GALLOWAY (40)	25	40	40	41	41	57	57	21	21	23
Sandford IMRIE (41)	26	41	41	34	39	77	77	77	77	50
Stuart WILSON (39)	27	39	57	39	57	42	42			
Francis GALASHAN (57)	28	57	39	57	77					
Ewan WILSON (77)	29	77	77	77	34					

SMRC Grattan & Hynds Scottish Legends Championship

Knockhill 1.280 Miles

Race 15 - Final B

06/09/2009 14:00

Race (10 Laps) started at 14:13:51

Pos	No.	Name	Make/Model	CC	Class C	Laps	Total Tm	Diff	Best Tm	Best Speed
1	03	Ross MARSHALL	Chevy Sedan	1250	L	10	10:22.535		1:01.018	75.519
2	22	Benjamin MASON	Legend	1200	L	10	10:22.685	0.150	1:00.219	76.521
3	18	Ross MICKEL	Chevy Sedan	1250	L	10	10:22.900	0.365	1:00.432	76.251
4	28	Frank HYNDS	Ford Sedan	1250	L	10	10:23.040	0.505	1:00.488	76.180
5	48	Tony CAIG	Chevy Sedan	1250	L	10	10:27.190	4.655	1:01.567	74.845
6	25	Pat HYNDS	34 Chevy	1250	L	10	10:27.524	4.989	1:00.453	76.225
7	23	Alisdair GAULD	Legend	1200	L	10	10:32.678	10.143	1:01.305	75.165
8	31	Alex KNIGHT	Chevy Sedan	1250	L	10	10:32.956	10.421	1:01.885	74.461
9	08	Nick BRACE	34 Ford	1250	L	10	10:33.353	10.818	1:01.509	74.916
10	06	David HUNTER	Ford Coupe	1250	L	10	10:33.554	11.019	1:01.410	75.037
11	46	Colin ATKINSON	Ford 37 Coupe	1200	L	10	10:35.803	13.268	1:02.092	74.212
12	69	Gerard McCOSH	Ford Coupe	1250	L	10	10:38.037	15.502	1:02.146	74.148
13	27	Chris HYNDS	Legend	1250	L	10	10:39.001	16.466	1:02.627	73.578
14	44	Andrew DONALD	Chevy Sedan	1200	L	10	10:42.202	19.667	1:02.356	73.898
15	30	Ally HUNTER	37 Chevy Sedan	1250	L	10	10:42.255	19.720	1:01.602	74.803
16	17	Billy WAIT	37 Ford	1200	L	10	10:42.511	19.976	1:02.454	73.782
17	38	Errico PALAZZO	Ford Sedan	1250	L	10	10:49.163	26.628	1:03.323	72.770
18	21	Ross McEWAN	Legend	1250	L	10	10:53.793	31.258	1:03.427	72.650
19	37	Stevie COULL	Legend	1200	L	10	10:53.855	31.320	1:03.615	72.436

Not classified ()

DNF	71	Alasdair THOM	Chevy Sedan	1250	L	7	7:34.721	DNF	1:02.708	73.483
-----	----	---------------	-------------	------	---	---	----------	-----	----------	--------

Announcements

These times remain provisional pending results of any Technical and Judicial procedures.

Margin of Victory	Avg. Speed	Best Lap Tm	Best Speed	Best Lap by
0.150	74.020	1:00.219	76.521	22 - Benjamin MASON

Clerk of the Course

Orbits

Sig. Time

www.amb-it.com

Chief Timekeeper - Ian Sharp (SMART)

www.mylaps.com

Times available on www.smart-timing.co.uk & www.mylaps.com

Licensed to: SMART

Lap	Lap Tm	Diff	Time of Day
2	1:03.353	+0.899	14:16:06.152
3	1:02.889	+0.435	14:17:09.041
4	1:03.733	+1.279	14:18:12.774
5	1:02.793	+0.339	14:19:15.567
6	1:03.228	+0.774	14:20:18.795
7	1:02.454		14:21:21.249
8	1:04.884	+2.430	14:22:26.133
9	1:03.578	+1.124	14:23:29.711
10	1:04.019	+1.565	14:24:33.730

(38) Errico PALAZZO

1	1:09.239	+5.916	14:15:05.541
2	1:03.465	+0.142	14:16:09.006
3	1:04.928	+1.605	14:17:13.934
4	1:03.766	+0.443	14:18:17.700
5	1:03.535	+0.212	14:19:21.235
6	1:04.379	+1.056	14:20:25.614
7	1:03.323		14:21:28.937
8	1:04.189	+0.866	14:22:33.126
9	1:03.658	+0.335	14:23:36.784
10	1:03.598	+0.275	14:24:40.382

(21) Ross McEWAN

1	1:11.753	+8.326	14:15:08.645
2	1:04.178	+0.751	14:16:12.823
3	1:04.433	+1.006	14:17:17.256
4	1:03.778	+0.351	14:18:21.034
5	1:04.323	+0.896	14:19:25.357
6	1:03.427		14:20:28.784
7	1:03.438	+0.011	14:21:32.222
8	1:03.758	+0.331	14:22:35.980
9	1:04.053	+0.626	14:23:40.033
10	1:04.979	+1.552	14:24:45.012

(37) Stevie COULL

1	1:09.957	+6.342	14:15:06.763
2	1:05.696	+2.081	14:16:12.459
3	1:03.615		14:17:16.074
4	1:03.894	+0.279	14:18:19.968
5	1:03.956	+0.341	14:19:23.924
6	1:04.029	+0.414	14:20:27.953
7	1:03.721	+0.106	14:21:31.674
8	1:03.922	+0.307	14:22:35.596
9	1:04.597	+0.982	14:23:40.193
10	1:04.881	+1.266	14:24:45.074

(71) Alasdair THOM

1	1:09.925	+7.217	14:15:06.014
2	1:03.174	+0.466	14:16:09.188
3	1:04.680	+1.972	14:17:13.868
4	1:02.941	+0.233	14:18:16.809
5	1:02.877	+0.169	14:19:19.686
6	1:03.546	+0.838	14:20:23.232
7	1:02.708		14:21:25.940

SMRC Grattan & Hynds Scottish Legends Championship

Knockhill 1.280 Miles

Race 15 - Final B

06/09/2009 14:00

Race (10 Laps) started at 14:13:51

Competitors	Laps										
	0	1	2	3	4	5	6	7	8	9	10
Chris HYNDS (27)	1	27	18	18	03	03	03	03	03	03	03
Ross MICKEL (18)	2	18	48	03	48	28	28	28	22	22	22
Billy WAIT (17)	3	17	03	48	28	22	22	22	28	28	18
Tony CAIG (48)	4	48	28	28	18	18	18	18	18	28	28
Ross MARSHALL (03)	5	03	27	27	22	48	48	48	48	48	48
Gerard McCOSH (69)	6	69	46	46	46	46	25	25	25	25	25
David HUNTER (06)	7	06	31	31	31	25	31	31	31	23	23
Frank HYNDS (28)	8	28	17	22	27	31	46	46	23	31	31
Nick BRACE (08)	9	08	08	17	25	27	23	23	08	08	08
Colin ATKINSON (46)	10	46	22	25	17	23	08	08	06	46	06
Alex KNIGHT (31)	11	31	25	08	23	17	27	06	46	06	46
Alisdair GAULD (23)	12	23	06	06	08	08	06	27	17	69	69
Benjamin MASON (22)	13	22	23	23	06	06	17	17	27	27	27
Pat HYNDS (25)	14	25	69	69	69	69	69	69	69	17	44
Alasdair THOM (71)	15	71	38	38	44	44	44	44	44	44	30
Errico PALAZZO (38)	16	38	71	71	71	71	30	30	30	30	17
Ally HUNTER (30)	17	30	44	44	38	30	30	71	71	38	38
Stevie COULL (37)	18	37	37	30	30	38	38	38	38	37	21
Ross McEWAN (21)	19	21	30	37	37	37	37	37	37	21	37
Andrew DONALD (44)	20	44	21	21	21	21	21	21	21	21	21

GT Cup 2009

Knockhill 1.280 Miles

Race 16 - GT Cup

06/09/2009 14:30

Race (50 Laps) started at 14:48:59

Pos	No.	Name	Make/Model	CC	Class C	Laps	Total Tm	Diff	Best Tm	Best Speed
1	50	Paul HOGARTH	Lamborghini Gallardo	5000	1	50	45:07.722		53.035	86.886
2	11	George BREWSTER	Porsche 977 GT3 Cup	3600	2	50	45:17.992	10.270	53.295	86.462
3	79	Bob LYONS	Porsche 997 GT3 Cup	3600	2	50	45:44.046	36.324	54.041	85.269
4	56	Tommy DREELAN	Porsche 997 GT3 Cup	3600	2	50	45:45.484	37.762	53.724	85.772
5	16	Colin SIMPSON	Marcos Mantis	5000	2	49	45:37.049	1 Lap	54.127	85.133
6	29	Craig WILKINS	Ginetta G50 Cup	3500	3	49	45:38.428	1 Lap	54.606	84.386
7	22	Henry FIRMAN	Porsche 996 GT3 Cup	3600	3	49	45:51.161	1 Lap	54.871	83.979
8	87	Alex MARTIN	Porsche 997 GT3 Cup	3600	3	48	45:00.342	2 Laps	54.732	84.192
9	31	Michael SYMONS	BMW M3 E46	3600	3	48	45:44.646	2 Laps	55.584	82.902
10	25	Richard DENNY	Porsche 996 GT3 Cup	3600	3	48	45:51.452	2 Laps	55.603	82.873
11	37	Barclay DOUGALL	BMW M3 E46	3600	3	43	45:46.012	7 Laps	54.430	84.659

Not classified (80% = 40 Laps)

DNF	7	Bertie CARRUTHERS	Porsche 996 GT3 Cup	3600	3	35	33:06.535	DNF	55.556	82.943
DNF	81	Phil DRYBURGH	Porsche 997 GT3 Cup	3600	2	29	26:34.305	DNF	53.506	86.121
DNF	78	Jim GEDDIE	Porsche 996 GT3 Cup	3600	3	28	25:58.774	DNF	54.263	84.920
DNF	30	Benjamin HARVEY	Porsche 996 GT3 Cup	3600	3	25	23:14.483	DNF	54.682	84.269
DNF	55	Gary EASTWOOD	Porsche 996 GT3 Cup	3600	3	13	14:08.630	DNF	55.119	83.601
DNF	40	Ray DIAS	Porsche GT3 Cup	3600	2	9	9:07.615	DNF	54.973	83.823
DNS	45	Andrew TATE	Porsche 997 GT3 Cup	3600	2			DNS		-

Announcements

These times remain provisional pending results of any Technical and Judicial procedures.

New Track Record (53.035) for GT Cup (1) by Paul HOGARTH.

New Track Record (53.295) for GT Cup (2) by George BREWSTER.

New Track Record (54.263) for GT Cup (3) by Jim GEDDIE.

Margin of Victory	Avg. Speed	Best Lap Tm	Best Speed	Best Lap by
10.270	85.090	53.035	86.886	50 - Paul HOGARTH

Clerk of the Course

Orbits

Sig. Time

www.amb-it.com

Chief Timekeeper - Ian Sharp (SMART)

www.mylaps.com

Times available on www.smart-timing.co.uk & www.mylaps.com

Licensed to: SMART

Lap	Lap Tm	Diff	Time of Day
(50) Paul HOGARTH			
1	58.090	+5.055	14:49:58.145
2	55.250	+2.215	14:50:53.395
3	54.431	+1.396	14:51:47.826
4	54.722	+1.687	14:52:42.548
5	54.144	+1.109	14:53:36.692
6	53.336	+0.301	14:54:30.028
7	53.380	+0.345	14:55:23.408
8	53.367	+0.332	14:56:16.775
9	53.146	+0.111	14:57:09.921
10	53.177	+0.142	14:58:03.098
11	53.475	+0.440	14:58:56.573
12	53.035		14:59:49.608
13	53.697	+0.662	15:00:43.305
14	53.482	+0.447	15:01:36.787
15	53.217	+0.182	15:02:30.004
16	53.412	+0.377	15:03:23.416
17	54.083	+1.048	15:04:17.499
18	53.579	+0.544	15:05:11.078
19	53.519	+0.484	15:06:04.597
20	54.390	+1.355	15:06:58.987
21	53.598	+0.563	15:07:52.585
22	53.683	+0.648	15:08:46.268
23	53.398	+0.363	15:09:39.666
24	53.153	+0.118	15:10:32.819
25	53.444	+0.409	15:11:26.263
26	54.857	+1.822	15:12:21.120
27	54.253	+1.218	15:13:15.373
28	53.987	+0.952	15:14:09.360
29	53.860	+0.825	15:15:03.220
30	53.944	+0.909	15:15:57.164
31	56.367	+3.332	15:16:53.531
32	55.267	+2.232	15:17:48.798
33	54.886	+1.851	15:18:43.684
34	53.744	+0.709	15:19:37.428
35	54.063	+1.028	15:20:31.491
36	54.080	+1.045	15:21:25.571
37	54.480	+1.445	15:22:20.051
38	55.015	+1.980	15:23:15.066
39	54.251	+1.216	15:24:09.317
40	54.104	+1.069	15:25:03.421
41	54.197	+1.162	15:25:57.618
42	54.092	+1.057	15:26:51.710
43	54.248	+1.213	15:27:45.958
44	54.330	+1.295	15:28:40.288
45	54.496	+1.461	15:29:34.784
46	54.274	+1.239	15:30:29.058
47	54.279	+1.244	15:31:23.337
48	54.851	+1.816	15:32:18.188
49	54.613	+1.578	15:33:12.801
50	54.590	+1.555	15:34:07.391
(11) George BREWSTER			
1	58.123	+4.828	14:49:58.418
2	55.625	+2.330	14:50:54.043
3	54.291	+0.996	14:51:48.334
4	54.676	+1.381	14:52:43.010
5	54.137	+0.842	14:53:37.147
6	53.731	+0.436	14:54:30.878
7	53.579	+0.284	14:55:24.457

Lap	Lap Tm	Diff	Time of Day
8	53.295		14:56:17.752
9	53.555	+0.260	14:57:11.307
10	53.906	+0.611	14:58:05.213
11	54.059	+0.764	14:58:59.272
12	53.785	+0.490	14:59:53.057
13	53.559	+0.264	15:00:46.616
14	53.607	+0.312	15:01:40.223
15	53.578	+0.283	15:02:33.801
16	53.704	+0.409	15:03:27.505
17	53.823	+0.528	15:04:21.328
18	54.069	+0.774	15:05:15.397
19	53.566	+0.271	15:06:08.963
20	54.142	+0.847	15:07:03.105
21	53.803	+0.508	15:07:56.908
22	53.757	+0.462	15:08:50.665
23	54.680	+1.385	15:09:45.345
24	54.927	+1.632	15:10:40.272
25	54.011	+0.716	15:11:34.283
26	54.411	+1.116	15:12:28.694
27	54.050	+0.755	15:13:22.744
28	54.364	+1.069	15:14:17.108
29	54.591	+1.296	15:15:11.699
30	54.373	+1.078	15:16:06.072
31	54.570	+1.275	15:17:00.642
32	55.087	+1.792	15:17:55.729
33	54.008	+0.713	15:18:49.737
34	55.063	+1.768	15:19:44.800
35	55.362	+2.067	15:20:40.162
36	54.288	+0.993	15:21:34.450
37	53.991	+0.696	15:22:28.441
38	55.707	+2.412	15:23:24.148
39	54.854	+1.559	15:24:19.002
40	54.245	+0.950	15:25:13.247
41	54.622	+1.327	15:26:07.869
42	54.174	+0.879	15:27:02.043
43	54.588	+1.293	15:27:56.631
44	54.294	+0.999	15:28:50.925
45	54.258	+0.963	15:29:45.183
46	54.788	+1.493	15:30:39.971
47	54.363	+1.068	15:31:34.334
48	54.423	+1.128	15:32:28.757
49	54.443	+1.148	15:33:23.200
50	54.461	+1.166	15:34:17.661
(79) Bob LYONS			
1	58.925	+4.884	14:49:59.736
2	55.433	+1.392	14:50:55.169
3	54.525	+0.484	14:51:49.694
4	54.287	+0.246	14:52:43.981
5	54.041		14:53:38.022
6	54.348	+0.307	14:54:32.370
7	54.233	+0.192	14:55:26.603
8	54.678	+0.637	14:56:21.281
9	54.609	+0.568	14:57:15.890
10	54.976	+0.935	14:58:10.866
11	54.302	+0.261	14:59:05.168
12	54.343	+0.302	14:59:59.511
13	55.357	+1.316	15:00:54.868
14	54.355	+0.314	15:01:49.223
15	54.654	+0.613	15:02:43.877
16	54.469	+0.428	15:03:38.346


Lap	Lap Tm	Diff	Time of Day
17	54.437	+0.396	15:04:32.783
18	54.457	+0.416	15:05:27.240
19	54.585	+0.544	15:06:21.825
20	54.580	+0.539	15:07:16.405
21	54.085	+0.044	15:08:10.490
22	55.272	+1.231	15:09:05.762
23	55.415	+1.374	15:10:01.177
24	54.233	+0.192	15:10:55.410
25	54.248	+0.207	15:11:49.658
26	54.684	+0.643	15:12:44.342
27	54.462	+0.421	15:13:38.804
28	54.776	+0.735	15:14:33.580
29	55.417	+1.376	15:15:28.997
30	54.865	+0.824	15:16:23.862
31	55.029	+0.988	15:17:18.891
32	55.055	+1.014	15:18:13.946
33	55.086	+1.045	15:19:09.032
34	54.720	+0.679	15:20:03.752
35	54.179	+0.138	15:20:57.931
36	54.089	+0.048	15:21:52.020
37	54.409	+0.368	15:22:46.429
38	55.609	+1.568	15:23:42.038
39	54.913	+0.872	15:24:36.951
40	55.178	+1.137	15:25:32.129
41	54.957	+0.916	15:26:27.086
42	54.881	+0.840	15:27:21.967
43	55.142	+1.101	15:28:17.109
44	55.189	+1.148	15:29:12.298
45	55.286	+1.245	15:30:07.584
46	54.838	+0.797	15:31:02.422
47	55.649	+1.608	15:31:58.071
48	54.604	+0.563	15:32:52.675
49	54.870	+0.829	15:33:47.545
50	56.170	+2.129	15:34:43.715
(56) Tommy DREELAN			
1	59.621	+5.897	14:50:00.893
2	56.365	+2.641	14:50:57.258
3	54.814	+1.090	14:51:52.072
4	55.068	+1.344	14:52:47.140
5	54.639	+0.915	14:53:41.779
6	55.156	+1.432	14:54:36.935
7	55.362	+1.638	14:55:32.297
8	55.201	+1.477	14:56:27.498
9	54.630	+0.906	14:57:22.128
10	54.934	+1.210	14:58:17.062
11	54.428	+0.704	14:59:11.490
12	54.366	+0.642	15:00:05.856
13	54.843	+1.119	15:01:00.699
14	54.501	+0.777	15:01:55.200
15	55.131	+1.407	15:02:50.331
16	54.362	+0.638	15:03:44.693
17	54.097	+0.373	15:04:38.790
18	55.226	+1.502	15:05:34.016
19	54.581	+0.857	15:06:28.597
20	54.841	+1.117	15:07:23.438
21	53.724		15:08:17.162
22	53.984	+0.260	15:09:11.146
23	55.105	+1.381	15:10:06.251
24	56.194	+2.470	15:11:02.445
25	53.998	+0.274	15:11:56.443

Clerk of the Course Orbits

Sig. Time www.amb-it.com

Chief Timekeeper - Ian Sharp (SMART) www.mylaps.com

Times available on www.smart-timing.co.uk & www.mylaps.com Licensed to: SMART



Lap	Lap Tm	Diff	Time of Day
26	54.784	+1.060	15:12:51.227
27	54.000	+0.276	15:13:45.227
28	53.939	+0.215	15:14:39.166
29	53.927	+0.203	15:15:33.093
30	55.043	+1.319	15:16:28.136
31	55.201	+1.477	15:17:23.337
32	56.206	+2.482	15:18:19.543
33	55.088	+1.364	15:19:14.631
34	54.468	+0.744	15:20:09.099
35	54.552	+0.828	15:21:03.651
36	54.801	+1.077	15:21:58.452
37	55.028	+1.304	15:22:53.480
38	55.001	+1.277	15:23:48.481
39	54.625	+0.901	15:24:43.106
40	54.431	+0.707	15:25:37.537
41	54.529	+0.805	15:26:32.066
42	54.841	+1.117	15:27:26.907
43	54.998	+1.274	15:28:21.905
44	54.409	+0.685	15:29:16.314
45	54.164	+0.440	15:30:10.478
46	54.433	+0.709	15:31:04.911
47	54.758	+1.034	15:31:59.669
48	55.170	+1.446	15:32:54.839
49	54.925	+1.201	15:33:49.764
50	55.389	+1.665	15:34:45.153

(16) Colin SIMPSON

Lap	Lap Tm	Diff	Time of Day
1	1:00.078	+5.951	14:50:00.976
2	55.360	+1.233	14:50:56.336
3	54.127		14:51:50.463
4	54.601	+0.474	14:52:45.064
5	54.843	+0.716	14:53:39.907
6	54.799	+0.672	14:54:34.706
7	54.586	+0.459	14:55:29.292
8	54.899	+0.772	14:56:24.191
9	54.626	+0.499	14:57:18.817
10	54.449	+0.322	14:58:13.266
11	54.548	+0.421	14:59:07.814
12	54.814	+0.687	15:00:02.628
13	54.870	+0.743	15:00:57.498
14	55.336	+1.209	15:01:52.834
15	55.093	+0.966	15:02:47.927
16	55.008	+0.881	15:03:42.935
17	55.049	+0.922	15:04:37.984
18	55.400	+1.273	15:05:33.384
19	54.868	+0.741	15:06:28.252
20	55.427	+1.300	15:07:23.679
21	55.295	+1.168	15:08:18.974
22	56.581	+2.454	15:09:15.555
23	55.411	+1.284	15:10:10.966
24	54.963	+0.836	15:11:05.929
25	55.407	+1.280	15:12:01.336
26	56.113	+1.986	15:12:57.449
27	55.872	+1.745	15:13:53.321
28	56.191	+2.064	15:14:49.512
29	56.235	+2.108	15:15:45.747
30	55.996	+1.869	15:16:41.743
31	56.337	+2.210	15:17:38.080
32	56.783	+2.656	15:18:34.863
33	56.465	+2.338	15:19:31.328
34	56.398	+2.271	15:20:27.726

Lap	Lap Tm	Diff	Time of Day
35	57.520	+3.393	15:21:25.246
36	56.317	+2.190	15:22:21.563
37	57.132	+3.005	15:23:18.695
38	55.743	+1.616	15:24:14.438
39	59.307	+5.180	15:25:13.745
40	57.159	+3.032	15:26:10.904
41	56.773	+2.646	15:27:07.677
42	56.241	+2.114	15:28:03.918
43	55.783	+1.656	15:28:59.701
44	55.352	+1.225	15:29:55.053
45	55.756	+1.629	15:30:50.809
46	55.799	+1.672	15:31:46.608
47	57.113	+2.986	15:32:43.721
48	56.460	+2.333	15:33:40.181
49	56.537	+2.410	15:34:36.718

(29) Craig WILKINS

Lap	Lap Tm	Diff	Time of Day
1	1:01.139	+6.533	14:50:03.431
2	55.814	+1.208	14:50:59.245
3	56.335	+1.729	14:51:55.580
4	56.981	+2.375	14:52:52.561
5	56.282	+1.676	14:53:48.843
6	55.271	+0.665	14:54:44.114
7	55.124	+0.518	14:55:39.238
8	56.218	+1.612	14:56:35.456
9	57.136	+2.530	14:57:32.592
10	54.799	+0.193	14:58:27.391
11	55.008	+0.402	14:59:22.399
12	54.980	+0.374	15:00:17.379
13	54.909	+0.303	15:01:12.288
14	54.874	+0.268	15:02:07.162
15	54.910	+0.304	15:03:02.072
16	55.031	+0.425	15:03:57.103
17	55.225	+0.619	15:04:52.328
18	54.697	+0.091	15:05:47.025
19	55.311	+0.705	15:06:42.336
20	55.186	+0.580	15:07:37.522
21	55.754	+1.148	15:08:33.276
22	56.589	+1.983	15:09:29.865
23	54.800	+0.194	15:10:24.665
24	54.806	+0.200	15:11:19.471
25	55.362	+0.756	15:12:14.833
26	56.103	+1.497	15:13:10.936
27	55.095	+0.489	15:14:06.031
28	54.637	+0.031	15:15:00.668
29	55.475	+0.869	15:15:56.143
30	58.927	+4.321	15:16:55.070
31	55.557	+0.951	15:17:50.627
32	56.506	+1.900	15:18:47.133
33	56.141	+1.535	15:19:43.274
34	56.127	+1.521	15:20:39.401
35	56.755	+2.149	15:21:36.156
36	56.531	+1.925	15:22:32.687
37	55.796	+1.190	15:23:28.483
38	55.543	+0.937	15:24:24.026
39	54.897	+0.291	15:25:18.923
40	56.385	+1.779	15:26:15.308
41	56.003	+1.397	15:27:11.311
42	55.787	+1.181	15:28:07.098
43	54.792	+0.186	15:29:01.890
44	54.606		15:29:56.496

(22) Henry FIRMAN

Lap	Lap Tm	Diff	Time of Day
45	55.592	+0.986	15:30:52.088
46	56.429	+1.823	15:31:48.517
47	56.422	+1.816	15:32:44.939
48	56.085	+1.479	15:33:41.024
49	57.073	+2.467	15:34:38.097
1	1:01.582	+6.711	14:50:06.292
2	57.487	+2.616	14:51:03.779
3	56.253	+1.382	14:52:00.032
4	56.218	+1.347	14:52:56.250
5	55.674	+0.803	14:53:51.924
6	55.910	+1.039	14:54:47.834
7	55.313	+0.442	14:55:43.147
8	55.412	+0.541	14:56:38.559
9	55.999	+1.128	14:57:34.558
10	55.681	+0.810	14:58:30.239
11	55.390	+0.519	14:59:25.629
12	55.336	+0.465	15:00:20.965
13	55.426	+0.555	15:01:16.391
14	55.410	+0.539	15:02:11.801
15	55.323	+0.452	15:03:07.124
16	55.194	+0.323	15:04:02.318
17	55.270	+0.399	15:04:57.588
18	55.267	+0.396	15:05:52.855
19	54.871		15:06:47.726
20	54.975	+0.104	15:07:42.701
21	55.380	+0.509	15:08:38.081
22	55.353	+0.482	15:09:33.434
23	55.279	+0.408	15:10:28.713
24	55.169	+0.298	15:11:23.882
25	55.818	+0.947	15:12:19.700
26	56.430	+1.559	15:13:16.130
27	56.033	+1.162	15:14:12.163
28	55.518	+0.647	15:15:07.681
29	55.615	+0.744	15:16:03.296
30	56.504	+1.633	15:16:59.800
31	56.599	+1.728	15:17:56.399
32	56.210	+1.339	15:18:52.609
33	55.951	+1.080	15:19:48.560
34	55.891	+1.020	15:20:44.451
35	57.126	+2.255	15:21:41.577
36	56.341	+1.470	15:22:37.918
37	56.275	+1.404	15:23:34.193
38	56.060	+1.189	15:24:30.253
39	55.835	+0.964	15:25:26.088
40	55.845	+0.974	15:26:21.933
41	55.622	+0.751	15:27:17.555
42	55.740	+0.869	15:28:13.295
43	55.585	+0.714	15:29:08.880
44	56.088	+1.217	15:30:04.968
45	56.372	+1.501	15:31:01.340
46	57.277	+2.406	15:31:58.617
47	56.059	+1.188	15:32:54.676
48	57.197	+2.326	15:33:51.873
49	58.957	+4.086	15:34:50.830

(87) Alex MARTIN


Lap	Lap Tm	Diff	Time of Day
1	1:01.892	+7.160	14:50:05.630
2	57.623	+2.891	14:51:03.253
3	56.311	+1.579	14:51:59.564

Clerk of the Course

Orbits

Sig. Time
 Chief Timekeeper - Ian Sharp (SMART)
 Times available on www.smart-timing.co.uk & www.mylaps.com

www.amb-it.com
 www.mylaps.com
 Licensed to: SMART



Lap	Lap Tm	Diff	Time of Day
4	55.749	+1.017	14:52:55.313
5	55.996	+1.264	14:53:51.309
6	54.911	+0.179	14:54:46.220
7	55.488	+0.756	14:55:41.708
8	55.664	+0.932	14:56:37.372
9	56.520	+1.788	14:57:33.892
10	55.581	+0.849	14:58:29.473
11	55.037	+0.305	14:59:24.510
12	54.732		15:00:19.242
13	55.081	+0.349	15:01:14.323
14	55.096	+0.364	15:02:09.419
15	55.066	+0.334	15:03:04.485
16	55.554	+0.822	15:04:00.039
17	55.449	+0.717	15:04:55.488
18	55.102	+0.370	15:05:50.590
19	55.387	+0.655	15:06:45.977
20	55.123	+0.391	15:07:41.100
21	55.520	+0.788	15:08:36.620
22	55.288	+0.556	15:09:31.908
23	55.185	+0.453	15:10:27.093
24	55.358	+0.626	15:11:22.451
25	55.454	+0.722	15:12:17.905
26	55.886	+1.154	15:13:13.791
27	56.282	+1.550	15:14:10.073
28	55.714	+0.982	15:15:05.787
29	54.924	+0.192	15:16:00.711
30	56.113	+1.381	15:16:56.824
31	55.298	+0.566	15:17:52.122
32	55.143	+0.411	15:18:47.265
33	55.268	+0.536	15:19:42.533
34	1:03.519	+8.787	15:20:46.052
35	55.486	+0.754	15:21:41.538
36	55.588	+0.856	15:22:37.126
37	55.167	+0.435	15:23:32.293
38	55.390	+0.658	15:24:27.683
39	55.185	+0.453	15:25:22.868
40	54.926	+0.194	15:26:17.794
41	55.833	+1.101	15:27:13.627
42	55.124	+0.392	15:28:08.751
43	55.643	+0.911	15:29:04.394
44	56.073	+1.341	15:30:00.467
45	55.498	+0.766	15:30:55.965
46	55.456	+0.724	15:31:51.421
47	55.527	+0.795	15:32:46.948
48	1:13.063	+18.331	15:34:00.011

(31) Michael SYMONS

1	1:02.459	+6.875	14:50:07.732
2	59.318	+3.734	14:51:07.050
3	56.979	+1.395	14:52:04.029
4	56.303	+0.719	14:53:00.332
5	56.196	+0.612	14:53:56.528
6	56.030	+0.446	14:54:52.558
7	56.671	+1.087	14:55:49.229
8	55.974	+0.390	14:56:45.203
9	56.550	+0.966	14:57:41.753
10	56.459	+0.875	14:58:38.212
11	55.889	+0.305	14:59:34.101
12	55.666	+0.082	15:00:29.767
13	56.915	+1.331	15:01:26.682
14	55.980	+0.396	15:02:22.662

Lap	Lap Tm	Diff	Time of Day
15	55.997	+0.413	15:03:18.659
16	56.449	+0.865	15:04:15.108
17	56.558	+0.974	15:05:11.666
18	55.584		15:06:07.250
19	56.970	+1.386	15:07:04.220
20	55.764	+0.180	15:07:59.984
21	55.973	+0.389	15:08:55.957
22	1:09.856	+14.272	15:10:05.813
23	58.027	+2.443	15:11:03.840
24	55.854	+0.270	15:11:59.694
25	56.581	+0.997	15:12:56.275
26	57.971	+2.387	15:13:54.246
27	56.928	+1.344	15:14:51.174
28	57.510	+1.926	15:15:48.684
29	57.024	+1.440	15:16:45.708
30	57.617	+2.033	15:17:43.325
31	56.659	+1.075	15:18:39.984
32	56.926	+1.342	15:19:36.910
33	58.219	+2.635	15:20:35.129
34	56.274	+0.690	15:21:31.403
35	56.269	+0.685	15:22:27.672
36	57.267	+1.683	15:23:24.939
37	55.894	+0.310	15:24:20.833
38	56.389	+0.805	15:25:17.222
39	56.611	+1.027	15:26:13.833
40	56.742	+1.158	15:27:10.575
41	56.854	+1.270	15:28:07.429
42	55.897	+0.313	15:29:03.326
43	58.348	+2.764	15:30:01.674
44	55.809	+0.225	15:30:57.483
45	55.697	+0.113	15:31:53.180
46	55.997	+0.413	15:32:49.177
47	57.280	+1.696	15:33:46.457
48	57.858	+2.274	15:34:44.315

(25) Richard DENNY

1	1:02.677	+7.074	14:50:08.131
2	58.375	+2.772	14:51:06.506
3	56.604	+1.001	14:52:03.110
4	55.879	+0.276	14:52:58.989
5	56.506	+0.903	14:53:55.495
6	56.351	+0.748	14:54:51.846
7	56.701	+1.098	14:55:48.547
8	55.983	+0.380	14:56:44.530
9	56.635	+1.032	14:57:41.165
10	56.248	+0.645	14:58:37.413
11	57.450	+1.847	14:59:34.863
12	56.686	+1.083	15:00:31.549
13	57.088	+1.485	15:01:28.637
14	56.675	+1.072	15:02:25.312
15	56.389	+0.786	15:03:21.701
16	58.313	+2.710	15:04:20.014
17	58.471	+2.868	15:05:18.485
18	57.650	+2.047	15:06:16.135
19	56.570	+0.967	15:07:12.705
20	57.020	+1.417	15:08:09.725
21	58.724	+3.121	15:09:08.449
22	58.365	+2.762	15:10:06.814
23	57.727	+2.124	15:11:04.541
24	56.307	+0.704	15:12:00.848
25	57.610	+2.007	15:12:58.458

(37) Barclay DOUGALL

1	1:01.619	+7.189	14:50:04.662
2	56.338	+1.908	14:51:01.000
3	55.537	+1.107	14:51:56.537
4	55.045	+0.615	14:52:51.582
5	55.018	+0.588	14:53:46.600
6	54.998	+0.568	14:54:41.598
7	56.636	+2.206	14:55:38.234
8	56.042	+1.612	14:56:34.276
9	56.889	+2.459	14:57:31.165
10	54.922	+0.492	14:58:26.087
11	54.731	+0.301	14:59:20.818
12	54.430		15:00:15.248
13	55.127	+0.697	15:01:10.375
14	54.606	+0.176	15:02:04.981
15	55.823	+1.393	15:03:00.804
16	55.356	+0.926	15:03:56.160
17	54.952	+0.522	15:04:51.112
18	55.157	+0.727	15:05:46.269
19	55.061	+0.631	15:06:41.330
20	55.186	+0.756	15:07:36.516
21	56.450	+2.020	15:08:32.966
22	55.676	+1.246	15:09:28.642
23	54.802	+0.372	15:10:23.444
24	5:30.691	+4:36.261	15:15:54.135
25	1:10.696	+16.266	15:17:04.831
26	1:42.928	+48.498	15:18:47.759
27	57.901	+3.471	15:19:45.660
28	57.441	+3.011	15:20:43.101
29	55.934	+1.504	15:21:39.035
30	55.959	+1.529	15:22:34.994
31	57.071	+2.641	15:23:32.065
32	56.175	+1.745	15:24:28.240
33	55.582	+1.152	15:25:23.822
34	55.819	+1.389	15:26:19.641
35	55.450	+1.020	15:27:15.091
36	55.860	+1.430	15:28:10.951

Clerk of the Course

Orbits

Sig.

Time

www.amb-it.com

Chief Timekeeper - Ian Sharp (SMART)

www.mylaps.com

Times available on www.smart-timing.co.uk & www.mylaps.com

Licensed to: SMART

Lap	Lap Tm	Diff	Time of Day
37	55.578	+1.148	15:29:06.529
38	55.904	+1.474	15:30:02.433
39	55.590	+1.160	15:30:58.023
40	55.770	+1.340	15:31:53.793
41	56.037	+1.607	15:32:49.830
42	58.154	+3.724	15:33:47.984
43	57.697	+3.267	15:34:45.681
(7) Bertie CARRUTHERS			
1	1:02.303	+6.747	14:50:07.100
2	57.496	+1.940	14:51:04.596
3	56.324	+0.768	14:52:00.920
4	56.369	+0.813	14:52:57.289
5	55.944	+0.388	14:53:53.233
6	55.944	+0.388	14:54:49.177
7	55.828	+0.272	14:55:45.005
8	55.871	+0.315	14:56:40.876
9	56.989	+1.433	14:57:37.865
10	55.789	+0.233	14:58:33.654
11	56.190	+0.634	14:59:29.844
12	55.556		15:00:25.400
13	56.225	+0.669	15:01:21.625
14	55.922	+0.366	15:02:17.547
15	56.232	+0.676	15:03:13.779
16	56.339	+0.783	15:04:10.118
17	56.565	+1.009	15:05:06.683
18	56.135	+0.579	15:06:02.818
19	57.621	+2.065	15:07:00.439
20	56.091	+0.535	15:07:56.530
21	56.945	+1.389	15:08:53.475
22	55.792	+0.236	15:09:49.267
23	55.889	+0.333	15:10:45.156
24	56.904	+1.348	15:11:42.060
25	57.219	+1.663	15:12:39.279
26	56.954	+1.398	15:13:36.233
27	56.466	+0.910	15:14:32.699
28	57.297	+1.741	15:15:29.996
29	56.301	+0.745	15:16:26.297
30	56.265	+0.709	15:17:22.562
31	57.082	+1.526	15:18:19.644
32	56.986	+1.430	15:19:16.630
33	56.223	+0.667	15:20:12.853
34	56.372	+0.816	15:21:09.225
35	56.979	+1.423	15:22:06.204

Lap	Lap Tm	Diff	Time of Day
(81) Phil DRYBURGH			
1	1:01.141	+7.635	14:50:07.098
2	56.002	+2.496	14:51:03.100
3	54.973	+1.467	14:51:58.073
4	54.567	+1.061	14:52:52.640
5	54.886	+1.380	14:53:47.526
6	54.409	+0.903	14:54:41.935
7	55.767	+2.261	14:55:37.702
8	56.066	+2.560	14:56:33.768
9	55.404	+1.898	14:57:29.172
10	54.170	+0.664	14:58:23.342
11	54.284	+0.778	14:59:17.626
12	54.369	+0.863	15:00:11.995
13	54.036	+0.530	15:01:06.031
14	54.174	+0.668	15:02:00.205
15	54.551	+1.045	15:02:54.756

Lap	Lap Tm	Diff	Time of Day
16	53.994	+0.488	15:03:48.750
17	53.673	+0.167	15:04:42.423
18	54.331	+0.825	15:05:36.754
19	53.961	+0.455	15:06:30.715
20	53.644	+0.138	15:07:24.359
21	55.009	+1.503	15:08:19.368
22	55.027	+1.521	15:09:14.395
23	53.960	+0.454	15:10:08.355
24	54.996	+1.490	15:11:03.351
25	53.506		15:11:56.857
26	54.863	+1.357	15:12:51.720
27	54.840	+1.334	15:13:46.560
28	53.806	+0.300	15:14:40.366
29	53.608	+0.102	15:15:33.974

Lap	Lap Tm	Diff	Time of Day
(78) Jim GEDDIE			
1	1:02.358	+8.095	14:50:04.166
2	55.678	+1.415	14:50:59.844
3	55.430	+1.167	14:51:55.274
4	55.107	+0.844	14:52:50.381
5	55.112	+0.849	14:53:45.493
6	55.186	+0.923	14:54:40.679
7	55.497	+1.234	14:55:36.176
8	54.349	+0.086	14:56:30.525
9	54.691	+0.428	14:57:25.216
10	54.519	+0.256	14:58:19.735
11	54.765	+0.502	14:59:14.500
12	54.572	+0.309	15:00:09.072
13	54.525	+0.262	15:01:03.597
14	54.263		15:01:57.860
15	54.815	+0.552	15:02:52.675
16	54.578	+0.315	15:03:47.253
17	54.398	+0.135	15:04:41.651
18	55.035	+0.772	15:05:36.686
19	55.505	+1.242	15:06:32.191
20	54.645	+0.382	15:07:26.836
21	54.916	+0.653	15:08:21.752
22	55.416	+1.153	15:09:17.168
23	56.611	+2.348	15:10:13.779
24	56.865	+2.602	15:11:10.644
25	55.898	+1.635	15:12:06.542
26	55.642	+1.379	15:13:02.184
27	57.174	+2.911	15:13:59.358
28	59.085	+4.822	15:14:58.443

Lap	Lap Tm	Diff	Time of Day
(30) Benjamin HARVEY			
1	1:01.343	+6.661	14:50:04.408
2	56.307	+1.625	14:51:00.715
3	55.006	+0.324	14:51:55.721
4	55.280	+0.598	14:52:51.001
5	55.188	+0.506	14:53:46.189
6	54.921	+0.239	14:54:41.110
7	56.404	+1.722	14:55:37.514
8	56.349	+1.667	14:56:33.863
9	56.464	+1.782	14:57:30.327
10	54.682		14:58:25.009
11	55.182	+0.500	14:59:20.191
12	54.728	+0.046	15:00:14.919
13	54.951	+0.269	15:01:09.870
14	54.945	+0.263	15:02:04.815
15	55.567	+0.885	15:03:00.382

Lap	Lap Tm	Diff	Time of Day
16	55.323	+0.641	15:03:55.705
17	54.845	+0.163	15:04:50.550
18	55.358	+0.676	15:05:45.908
19	55.118	+0.436	15:06:41.026
20	55.142	+0.460	15:07:36.168
21	56.548	+1.866	15:08:32.716
22	55.167	+0.485	15:09:27.883
23	55.196	+0.514	15:10:23.079
24	55.239	+0.557	15:11:18.318
25	55.834	+1.152	15:12:14.152

Lap	Lap Tm	Diff	Time of Day
(55) Gary EASTWOOD			
1	1:01.178	+6.059	14:50:05.347
2	57.039	+1.920	14:51:02.386
3	56.401	+1.282	14:51:58.787
4	55.621	+0.502	14:52:54.408
5	56.234	+1.115	14:53:50.642
6	55.119		14:54:45.761
7	55.349	+0.230	14:55:41.110
8	55.810	+0.691	14:56:36.920
9	56.495	+1.376	14:57:33.415
10	57.267	+2.148	14:58:30.682
11	2:26.106	+1:30.987	15:00:56.788
12	57.040	+1.921	15:01:53.828
13	1:14.471	+19.352	15:03:08.299

Lap	Lap Tm	Diff	Time of Day
(40) Ray DIAS			
1	1:00.780	+5.807	14:50:02.359
2	55.998	+1.025	14:50:58.357
3	55.342	+0.369	14:51:53.699
4	55.671	+0.698	14:52:49.370
5	54.973		14:53:44.343
6	56.298	+1.325	14:54:40.641
7	56.692	+1.719	14:55:37.333
8	55.509	+0.536	14:56:32.842
9	1:34.442	+39.469	14:58:07.284

GT Cup 2009

Knockhill 1.280 Miles

Race 16 - GT Cup

06/09/2009 14:30

Race (50 Laps) started at 14:48:59

Competitors	Laps																									
		0	1	2	3	4	5	6	7	8	9	10	11	12	13	14	15	16	17	18	19	20	21	22	23	24
Paul HOGARTH (50)	1	50	50	50	50	50	50	50	50	50	50	50	50	50	50	50	50	50	50	50	50	50	50	50	50	50
George BREWSTER (11)	2	11	11	11	11	11	11	11	11	11	11	11	11	11	11	11	11	11	11	11	11	11	11	11	11	11
Bob LYONS (79)	3	79	79	79	79	79	79	79	79	79	79	79	79	79	79	79	79	79	79	79	79	79	79	79	79	79
Colin SIMPSON (16)	4	16	56	16	16	16	16	16	16	16	16	16	16	16	16	16	16	16	16	16	16	56	56	56	56	56
Tommy DREELAN (56)	5	56	16	56	56	56	56	56	56	56	56	56	56	56	56	56	56	56	56	56	56	16	16	81	81	81
Ray DIAS (40)	6	40	40	40	40	40	40	78	78	78	78	78	78	78	78	78	78	78	78	78	81	81	81	16	16	16
Jim GEDDIE (78)	7	78	29	29	78	78	78	78	40	40	81	81	81	81	81	81	81	81	81	81	78	78	78	78	78	
Craig WILKINS (29)	8	29	78	78	29	30	30	30	30	81	30	30	30	30	30	30	30	30	30	30	30	30	30	30	30	
Barclay DOUGALL (37)	9	37	30	30	30	37	37	37	81	30	37	37	37	37	37	37	37	37	37	37	37	37	37	37	29	
Benjamin HARVEY (30)	10	30	37	37	37	29	81	81	37	37	29	29	29	29	29	29	29	29	29	29	29	29	29	29	87	
Alex MARTIN (87)	11	87	55	55	81	81	29	29	29	29	55	87	87	87	87	87	87	87	87	87	87	87	87	87	22	
Gary EASTWOOD (55)	12	55	87	81	55	55	55	55	55	55	87	22	22	22	22	22	22	22	22	22	22	22	22	22	7	
Henry FIRMAN (22)	13	22	22	87	87	87	87	87	87	22	55	7	7	7	7	7	7	7	7	7	7	7	7	7	31	
Bertie CARRUTHERS (7)	14	7	81	22	22	22	22	22	22	7	7	31	31	31	31	31	31	31	31	31	31	31	31	25		
Michael SYMONS (31)	15	31	7	7	7	7	7	7	7	7	25	25	25	25	25	25	25	25	25	25	25	25	25	25	37	
Richard DENNY (25)	16	25	31	25	25	25	25	25	25	31	31	55	55	55												
Phil DRYBURGH (81)	17	81	25	31	31	31	31	31	31	40																
-	18																									

GT Cup 2009

Knockhill 1.280 Miles

Race 16 - GT Cup

06/09/2009 14:30

Race (50 Laps) started at 14:48:59

Competitors	Laps																									
		25	26	27	28	29	30	31	32	33	34	35	36	37	38	39	40	41	42	43	44	45	46	47	48	49
Paul HOGARTH (50)	1	50	50	50	50	50	50	50	50	50	50	50	50	50	50	50	50	50	50	50	50	50	50	50	50	50
George BREWSTER (11)	2	11	11	11	11	11	11	11	11	11	11	11	11	11	11	11	11	11	11	11	11	11	11	11	11	11
Bob LYONS (79)	3	79	79	79	79	79	79	79	79	79	79	79	79	79	79	79	79	79	79	79	79	79	79	79	79	79
Colin SIMPSON (16)	4	56	56	56	56	56	56	56	56	56	56	56	56	56	56	56	56	56	56	56	56	56	56	56	56	56
Tommy DREELAN (56)	5	81	81	81	81	16	16	16	16	16	16	16	16	16	16	16	16	16	16	16	16	16	16	16	16	16
Ray DIAS (40)	6	16	16	16	16	16	29	29	29	87	29	29	29	29	29	29	29	29	29	29	29	29	29	29	29	29
Jim GEDDIE (78)	7	78	78	78	78	29	87	87	87	29	22	87	87	87	87	87	87	87	87	87	87	87	87	87	22	22
Craig WILKINS (29)	8	30	29	29	29	87	22	22	22	22	87	22	22	22	22	22	22	22	22	22	22	22	22	22	87	
Barclay DOUGALL (37)	9	29	87	87	87	22	7	7	7	7	7	7	25	25	31	31	31	31	31	31	31	31	31	31	31	31
Benjamin HARVEY (30)	10	87	22	22	22	7	31	31	31	25	25	25	31	31	25	25	25	25	25	25	25	25	25	25	25	25
Alex MARTIN (87)	11	22	7	7	7	31	25	25	25	31	31	31	37	37	37	37	37	37	37	37	37	37	37	37	37	37
Gary EASTWOOD (55)	12	7	31	31	31	25	37	37	37	37	37	37														
Henry FIRMAN (22)	13	31	25	25	25	37																				
Bertie CARRUTHERS (7)	14	25	37	37	37																					
Michael SYMONS (31)	15	37																								
Richard DENNY (25)	16																									
Phil DRYBURGH (81)	17																									
-	18																									

GT Cup 2009

Knockhill 1.280 Miles

Race 16 - GT Cup

06/09/2009 14:30

Race (50 Laps) started at 14:48:59

Competitors	Laps
	<u>50</u>
Paul HOGARTH (50)	1 <u>50</u>
George BREWSTER (11)	2 <u>11</u>
Bob LYONS (79)	3 <u>79</u>
Colin SIMPSON (16)	4 <u>56</u>
Tommy DREELAN (56)	5
Ray DIAS (40)	6
Jim GEDDIE (78)	7
Craig WILKINS (29)	8
Barclay DOUGALL (37)	9
Benjamin HARVEY (30)	10
Alex MARTIN (87)	11
Gary EASTWOOD (55)	12
Henry FIRMAN (22)	13
Bertie CARRUTHERS (7)	14
Michael SYMONS (31)	15
Richard DENNY (25)	16
Phil DRYBURGH (81)	17
-	18

Scottish MRC Classic Sports & Saloons

Knockhill 1.280 Miles

Race 17 - Second Race

06/09/2009 15:40

Race (12 Laps) started at 15:55:44

Pos	No.	Name	Make/Model	CC	Class C	Laps	Total Tm	Diff	Best Tm	Best Speed
1	72	Russell PATERSON	Morgan + 8	3900	CD	12	12:31.271		58.859	78.289
2	73	Andrew SMITH	Morgan + 8	3900	CD	12	12:31.649	0.378	58.560	78.689
3	70	Barry RIDDELL	Triumph TR8	3900	CD	12	13:04.426	33.155	1:03.364	72.723
4	4	Stan BERNARD	Porsche 911	2994	CD	12	13:08.216	36.945	1:02.382	73.867
5	25	Willie ROBERTSON	Datsun 240Z	3000	CD	12	13:18.301	47.030	1:02.858	73.308
6	21	Jimmy CROW	Ford Escort	2000	CC	12	13:34.002	1:02.731	1:04.320	71.642
7	71	Gordon NAESMITH	Triumph TR8	3500	CD	12	13:35.748	1:04.477	1:03.659	72.386
8	29	Richard MERRELL	Alfa Giulia GT	1995	CC	11	12:34.134	1 Lap	1:04.769	71.145
9	46	Robin BENN	Ford Capri	3000	CD	11	12:49.998	1 Lap	1:06.543	69.248
10	6	George LEITCH	Mini Ogle	1293	CB	11	12:58.178	1 Lap	1:07.078	68.696
11	39	Harry SIMPSON	Hillman Imp	1040	CB	11	13:26.751	1 Lap	1:09.673	66.138
12	14	Tim REID	Marcos	1660	CC	10	13:04.686	2 Laps	1:12.072	63.936
13	16	Colin BEVERIDGE	Alfa Sud	1490	CB	9	12:38.669	3 Laps	1:06.947	68.831

Not classified ()

DNF	58	John MARSHALL	Ford Escort	2000	CC	9	10:10.352	DNF	1:03.988	72.014
DNF	5	Matthew GORDON	Porsche 911	2700	CD	6	6:52.617	DNF	1:06.438	69.358
DNF	1	Oilly ROSS	Lotus Europa	1600	CC	6	7:10.294	DNF	1:07.091	68.683
DNF	48	Roger MOTHERWELL	Alfa Romeo GTV	1962	CB	4	6:06.351	DNF	1:20.911	56.951
DNS	66	Ian LONGFORD	Ford Escort	1993	CC			DNS		-
DNS	17	Andrew SWANSTON	Ford Escort RS	1600	CC			DNS		-
DNS	69	Derek HASTINGS	Lotus Elan	1558	CC			DNS		-

Announcements

These times remain provisional pending results of any Technical and Judicial procedures.
New Track Record (58.560) for SMRC Classic S/S (D) by Andrew SMITH.

Margin of Victory	Avg. Speed	Best Lap Tm	Best Speed	Best Lap by
0.378	73.603	58.560	78.689	73 - Andrew SMITH

Clerk of the Course

Orbits

Sig. Time

www.amb-it.com

Chief Timekeeper - Ian Sharp (SMART)

www.mylaps.com

Times available on www.smart-timing.co.uk & www.mylaps.com

Licensed to: SMART

Lap	Lap Tm	Diff	Time of Day
(72) Russell PATERSON			
1			15:56:56.443
2	1:06.043	+7.184	15:58:02.486
3	1:04.997	+6.138	15:59:07.483
4	1:04.004	+5.145	16:00:11.487
5	1:02.598	+3.739	16:01:14.085
6	1:01.667	+2.808	16:02:15.752
7	1:01.176	+2.317	16:03:16.928
8	1:00.159	+1.300	16:04:17.087
9	59.982	+1.123	16:05:17.069
10	1:00.607	+1.748	16:06:17.676
11	59.097	+0.238	16:07:16.773
12	58.859		16:08:15.632

Lap	Lap Tm	Diff	Time of Day
(73) Andrew SMITH			
1			15:56:58.316
2	1:07.654	+9.094	15:58:05.970
3	1:04.637	+6.077	15:59:10.607
4	1:03.682	+5.122	16:00:14.289
5	1:01.827	+3.267	16:01:16.116
6	1:01.311	+2.751	16:02:17.427
7	1:00.928	+2.368	16:03:18.355
8	59.926	+1.366	16:04:18.281
9	58.981	+0.421	16:05:17.262
10	1:00.696	+2.136	16:06:17.958
11	59.492	+0.932	16:07:17.450
12	58.560		16:08:16.010

Lap	Lap Tm	Diff	Time of Day
(70) Barry RIDDELL			
1			15:56:55.045
2	1:06.002	+2.638	15:58:01.047
3	1:06.351	+2.987	15:59:07.398
4	1:06.138	+2.774	16:00:13.536
5	1:05.490	+2.126	16:01:19.026
6	1:04.941	+1.577	16:02:23.967
7	1:04.467	+1.103	16:03:28.434
8	1:03.364		16:04:31.798
9	1:04.124	+0.760	16:05:35.922
10	1:04.327	+0.963	16:06:40.249
11	1:04.226	+0.862	16:07:44.475
12	1:04.312	+0.948	16:08:48.787

Lap	Lap Tm	Diff	Time of Day
(4) Stan BERNARD			
1			15:56:55.219
2	1:07.114	+4.732	15:58:02.333
3	1:07.264	+4.882	15:59:09.597
4	1:06.254	+3.872	16:00:15.851
5	1:05.679	+3.297	16:01:21.530
6	1:07.425	+5.043	16:02:28.955
7	1:05.606	+3.224	16:03:34.561
8	1:04.852	+2.470	16:04:39.413
9	1:04.437	+2.055	16:05:43.850
10	1:03.369	+0.987	16:06:47.219
11	1:02.976	+0.594	16:07:50.195
12	1:02.382		16:08:52.577

Lap	Lap Tm	Diff	Time of Day
(25) Willie ROBERTSON			
1			15:56:57.805
2	1:08.938	+6.080	15:58:06.743
3	1:08.394	+5.536	15:59:15.137

Lap	Lap Tm	Diff	Time of Day
4	1:06.844	+3.986	16:00:21.981
5	1:07.454	+4.596	16:01:29.435
6	1:05.913	+3.055	16:02:35.348
7	1:05.920	+3.062	16:03:41.268
8	1:05.969	+3.111	16:04:47.237
9	1:04.320	+1.462	16:05:51.557
10	1:04.727	+1.869	16:06:56.284
11	1:02.858		16:07:59.142
12	1:03.520	+0.662	16:09:02.662

Lap	Lap Tm	Diff	Time of Day
(21) Jimmy CROW			
1			15:57:01.579
2	1:10.092	+5.772	15:58:11.671
3	1:08.794	+4.474	15:59:20.465
4	1:09.039	+4.719	16:00:29.504
5	1:07.431	+3.111	16:01:36.935
6	1:07.953	+3.633	16:02:44.888
7	1:07.233	+2.913	16:03:52.121
8	1:06.319	+1.999	16:04:58.440
9	1:05.351	+1.031	16:06:03.791
10	1:05.007	+0.687	16:07:08.798
11	1:04.320		16:08:13.118
12	1:05.245	+0.925	16:09:18.363

Lap	Lap Tm	Diff	Time of Day
(71) Gordon NAESMITH			
1			15:57:05.331
2	1:08.146	+4.487	15:58:13.477
3	1:07.150	+3.491	15:59:20.627
4	1:07.377	+3.718	16:00:28.004
5	1:07.127	+3.468	16:01:35.131
6	1:07.618	+3.959	16:02:42.749
7	1:06.082	+2.423	16:03:48.831
8	1:04.809	+1.150	16:04:53.640
9	1:03.659		16:05:57.299
10	1:04.280	+0.621	16:07:01.579
11	1:06.904	+3.245	16:08:08.483
12	1:11.626	+7.967	16:09:20.109

Lap	Lap Tm	Diff	Time of Day
(29) Richard MERRELL			
1			15:57:03.928
2	1:10.367	+5.598	15:58:14.295
3	1:08.864	+4.095	15:59:23.159
4	1:09.566	+4.797	16:00:32.725
5	1:07.239	+2.470	16:01:39.964
6	1:08.496	+3.727	16:02:48.460
7	1:06.736	+1.967	16:03:55.196
8	1:06.786	+2.017	16:05:01.982
9	1:05.268	+0.499	16:06:07.250
10	1:04.769		16:07:12.019
11	1:06.476	+1.707	16:08:18.495

Lap	Lap Tm	Diff	Time of Day
(46) Robin BENN			
1			15:57:03.634
2	1:10.161	+3.618	15:58:13.795
3	1:09.229	+2.686	15:59:23.024
4	1:10.014	+3.471	16:00:33.038
5	1:08.482	+1.939	16:01:41.520
6	1:15.753	+9.210	16:02:57.273
7	1:09.018	+2.475	16:04:06.291
8	1:07.515	+0.972	16:05:13.806
9	1:07.363	+0.820	16:06:21.169

Lap	Lap Tm	Diff	Time of Day
10	1:06.543		16:07:27.712
11	1:06.647	+0.104	16:08:34.359
(6) George LEITCH			
1			15:57:06.499
2	1:11.448	+4.370	15:58:17.947
3	1:11.171	+4.093	15:59:29.118
4	1:12.058	+4.980	16:00:41.176
5	1:11.245	+4.167	16:01:52.421
6	1:10.309	+3.231	16:03:02.730
7	1:09.532	+2.454	16:04:12.262
8	1:08.546	+1.468	16:05:20.808
9	1:07.078		16:06:27.886
10	1:07.367	+0.289	16:07:35.253
11	1:07.286	+0.208	16:08:42.539

Lap	Lap Tm	Diff	Time of Day
(39) Harry SIMPSON			
1			15:57:13.160
2	1:13.055	+3.382	15:58:26.215
3	1:13.361	+3.688	15:59:39.576
4	1:12.505	+2.832	16:00:52.081
5	1:12.760	+3.087	16:02:04.841
6	1:14.313	+4.640	16:03:19.154
7	1:11.618	+1.945	16:04:30.772
8	1:10.437	+0.764	16:05:41.209
9	1:10.252	+0.579	16:06:51.461
10	1:09.978	+0.305	16:08:01.439
11	1:09.673		16:09:11.112

Lap	Lap Tm	Diff	Time of Day
(14) Tim REID			
1			15:57:25.921
2	1:17.697	+5.625	15:58:43.618
3	1:16.744	+4.672	16:00:00.362
4	1:16.972	+4.900	16:01:17.334
5	1:17.787	+5.715	16:02:35.121
6	1:16.258	+4.186	16:03:51.379
7	1:17.653	+5.581	16:05:09.032
8	1:14.356	+2.284	16:06:23.388
9	1:13.587	+1.515	16:07:36.975
10	1:12.072		16:08:49.047

Lap	Lap Tm	Diff	Time of Day
(16) Colin BEVERIDGE			
1			15:57:04.765
2	1:12.225	+5.278	15:58:16.990
3	1:10.679	+3.732	15:59:27.669
4	1:19.653	+12.706	16:00:47.322
5	3:05.490	+1:58.543	16:03:52.812
6	1:09.222	+2.275	16:05:02.034
7	1:07.097	+0.150	16:06:09.131
8	1:06.947		16:07:16.078
9	1:06.952	+0.005	16:08:23.030

Lap	Lap Tm	Diff	Time of Day
(58) John MARSHALL			
1			15:56:57.771
2	1:07.291	+3.303	15:58:05.062
3	1:06.349	+2.361	15:59:11.411
4	1:05.860	+1.872	16:00:17.271
5	1:05.327	+1.339	16:01:22.598
6	1:05.598	+1.610	16:02:28.196
7	1:03.988		16:03:32.184
8	1:05.808	+1.820	16:04:37.992



Lap	Lap Tm	Diff	Time of Day
9	1:16.721	+12.733	16:05:54.713

(5) Matthew GORDON

1			15:57:00.247
2	1:08.396	+1.958	15:58:08.643
3	1:08.105	+1.667	15:59:16.748
4	1:06.800	+0.362	16:00:23.548
5	1:06.992	+0.554	16:01:30.540
6	1:06.438		16:02:36.978

(1) Oly ROSS

1			15:57:02.055
2	1:08.602	+1.511	15:58:10.657
3	1:07.466	+0.375	15:59:18.123
4	1:07.091		16:00:25.214
5	1:07.713	+0.622	16:01:32.927
6	1:21.728	+14.637	16:02:54.655

(48) Roger MOTHERWELL

1			15:57:16.797
2	1:21.837	+0.926	15:58:38.634
3	1:20.911		15:59:59.545
4	1:51.167	+30.256	16:01:50.712

Lap	Lap Tm	Diff	Time of Day
-----	--------	------	-------------

Lap	Lap Tm	Diff	Time of Day
-----	--------	------	-------------

Scottish MRC Classic Sports & Saloons

Knockhill 1.280 Miles

Race 17 - Second Race

06/09/2009 15:40

Race (12 Laps) started at 15:55:44

Competitors	Laps											
	1	2	3	4	5	6	7	8	9	10	11	12
Barry RIDDELL (70)	1	70	70	70	72	72	72	72	72	72	72	72
Stan BERNARD (4)	2	4	4	72	70	73	73	73	73	73	73	73
Russell PATERSON (72)	3	72	72	4	73	70	70	70	70	70	70	70
John MARSHALL (58)	4	58	58	73	4	4	58	58	58	4	4	4
Willie ROBERTSON (25)	5	25	73	58	58	58	4	4	4	25	25	25
Andrew SMITH (73)	6	73	25	25	25	25	25	25	58	71	71	21
Matthew GORDON (5)	7	5	5	5	5	5	71	71	71	21	21	71
Jimmy CROW (21)	8	21	1	1	1	1	71	21	21	21	29	29
Ollly ROSS (1)	9	1	21	21	71	71	21	29	29	29	46	46
Robin BENN (46)	10	46	71	71	21	21	29	46	46	46	6	6
Richard MERRELL (29)	11	29	46	46	29	29	1	6	6	6	39	39
Colin BEVERIDGE (16)	12	16	29	29	46	46	46	39	39	39	14	
Gordon NAESMITH (71)	13	71	16	16	6	6	6	14	14	14		
George LEITCH (6)	14	6	6	6	16	39	39	16	16	16		
Harry SIMPSON (39)	15	39	39	39	39	14	14					
Roger MOTHERWELL (48)	16	48	48	48	14	16	16					
Tim REID (14)	17	14	14	14	48							
-	18											
-	19											
-	20											

FFDR Mini Cooper Cup

Knockhill 1.280 Miles

Race 18 - Third Race

06/09/2009 16:00

Race (6 Laps) started at 16:41:48

Pos	No.	Name	Make/Model	CC	Class C	Laps	Total Tm	Diff	Best Tm	Best Speed
1	7	Vic COVEY Jnr	Mini Cooper	1600	SM	6	6:46.992		1:05.740	70.094
2	5	Michael ROWAN	Mini Cooper	1600	SM	6	6:49.981	2.989	1:06.510	69.283
3	18	Chris KNOX	Mini Cooper	1600	SM	6	6:50.988	3.996	1:05.948	69.873
4	9	Kenneth BREWSTER	Mini Cooper	1600	SMN	6	6:53.686	6.694	1:06.814	68.968
5	2	Kenneth THIRWALL	Mini Cooper	1600	SM	6	6:55.038	8.046	1:05.778	70.054
6	14	Alan WAUGH	Mini Cooper	1600	SMN	6	6:55.954	8.962	1:06.363	69.436
7	17	Mark DRYDEN	Mini Cooper	1600	SM	6	7:01.295	14.303	1:07.227	68.544
8	10	Geoff GILLIES	Mini Cooper	1600	SMN	6	7:01.972	14.980	1:07.695	68.070
9	19	Steven BREWSTER	Mini Cooper	1600	SMN	6	7:02.951	15.959	1:06.604	69.185
10	6	Paul SALE	Mini Cooper	1600	SMN	6	7:03.833	16.841	1:08.549	67.222
11	8	Hamish BRANDON	Mini Cooper	1600	SMN	6	7:04.246	17.254	1:06.881	68.898
12	22	Chris PEARSON	Mini Cooper	1600	SMN	6	7:05.757	18.765	1:06.528	69.264
13	21	Gavin STRUTH	Mini Cooper	1600	SM	6	7:16.928	29.936	1:07.202	68.569
14	1	Billy ANDERSON	Mini Cooper	1600	SM	6	7:18.416	31.424	1:09.714	66.099

Not classified ()

DNF	15	Cosmo MOLINARO	Mini Cooper	1600	SM	1	1:16.825	DNF		-
DNS	20	David SLEIGH	Mini Cooper	1600	SMN			DNS		-
DNS	16	Mario LOIA	Mini Cooper	1600	SM			DNS		-
DNS	23	Jordan GRONKOWSKI	Mini Cooper	1600	SM			DNS		-

Announcements

RED FLAG after 1 lap. Race restarted over 6 laps

These times remain provisional pending results of any Technical and Judicial procedures.

Margin of Victory	Avg. Speed	Best Lap Tm	Best Speed	Best Lap by
2.989	67.932	1:05.740	70.094	7 - Vic COVEY Jnr

Clerk of the Course

Orbits

Sig. Time

www.amb-it.com

Chief Timekeeper - Ian Sharp (SMART)

www.mylaps.com

Times available on www.smart-timing.co.uk & www.mylaps.com

Licensed to: SMART

Lap	Lap Tm	Diff	Time of Day
(7) Vic COVEY Jnr			
1			16:43:01.413
2	1:08.251	+2.511	16:44:09.664
3	1:07.358	+1.618	16:45:17.022
4	1:06.549	+0.809	16:46:23.571
5	1:06.505	+0.765	16:47:30.076
6	1:05.740		16:48:35.816
(5) Michael ROWAN			
1			16:43:02.009
2	1:08.285	+1.775	16:44:10.294
3	1:07.921	+1.411	16:45:18.215
4	1:07.212	+0.702	16:46:25.427
5	1:06.510		16:47:31.937
6	1:06.868	+0.358	16:48:38.805
(18) Chris KNOX			
1			16:43:05.291
2	1:07.524	+1.576	16:44:12.815
3	1:07.719	+1.771	16:45:20.534
4	1:06.926	+0.978	16:46:27.460
5	1:06.404	+0.456	16:47:33.864
6	1:05.948		16:48:39.812
(9) Kenneth BREWSTER			
1			16:43:04.084
2	1:09.062	+2.248	16:44:13.146
3	1:08.355	+1.541	16:45:21.501
4	1:07.167	+0.353	16:46:28.668
5	1:07.028	+0.214	16:47:35.696
6	1:06.814		16:48:42.510
(2) Kenneth THIRWALL			
1			16:43:09.505
2	1:09.293	+3.515	16:44:18.798
3	1:07.130	+1.352	16:45:25.928
4	1:05.914	+0.136	16:46:31.842
5	1:06.242	+0.464	16:47:38.084
6	1:05.778		16:48:43.862
(14) Alan WAUGH			
1			16:43:00.983
2	1:15.455	+9.092	16:44:16.438
3	1:07.793	+1.430	16:45:24.231
4	1:07.021	+0.658	16:46:31.252
5	1:07.163	+0.800	16:47:38.415
6	1:06.363		16:48:44.778
(17) Mark DRYDEN			
1			16:43:03.230
2	1:16.248	+9.021	16:44:19.478
3	1:07.510	+0.283	16:45:26.988
4	1:08.354	+1.127	16:46:35.342
5	1:07.227		16:47:42.569
6	1:07.550	+0.323	16:48:50.119
(10) Geoff GILLIES			
1			16:43:06.047
2	1:10.968	+3.273	16:44:17.015
3	1:09.144	+1.449	16:45:26.159

Lap	Lap Tm	Diff	Time of Day
4	1:08.968	+1.273	16:46:35.127
5	1:07.974	+0.279	16:47:43.101
6	1:07.695		16:48:50.796
(19) Steven BREWSTER			
1			16:43:07.303
2	1:13.660	+7.056	16:44:20.963
3	1:09.928	+3.324	16:45:30.891
4	1:07.506	+0.902	16:46:38.397
5	1:06.604		16:47:45.001
6	1:06.774	+0.170	16:48:51.775
(6) Paul SALE			
1			16:43:04.085
2	1:12.674	+4.125	16:44:16.759
3	1:09.021	+0.472	16:45:25.780
4	1:09.530	+0.981	16:46:35.310
5	1:08.798	+0.249	16:47:44.108
6	1:08.549		16:48:52.657
(8) Hamish BRANDON			
1			16:43:06.822
2	1:13.824	+6.943	16:44:20.646
3	1:10.868	+3.987	16:45:31.514
4	1:07.763	+0.882	16:46:39.277
5	1:06.881		16:47:46.158
6	1:06.912	+0.031	16:48:53.070
(22) Chris PEARSON			
1			16:43:10.538
2	1:10.588	+4.060	16:44:21.126
3	1:10.885	+4.357	16:45:32.011
4	1:08.698	+2.170	16:46:40.709
5	1:07.344	+0.816	16:47:48.053
6	1:06.528		16:48:54.581
(21) Gavin STRUTH			
1			16:43:21.820
2	1:10.879	+3.677	16:44:32.699
3	1:09.021	+1.819	16:45:41.720
4	1:08.377	+1.175	16:46:50.097
5	1:07.202		16:47:57.299
6	1:08.453	+1.251	16:49:05.752
(1) Billy ANDERSON			
1			16:43:09.868
2	1:13.257	+3.543	16:44:23.125
3	1:11.481	+1.767	16:45:34.606
4	1:09.714		16:46:44.320
5	1:10.939	+1.225	16:47:55.259
6	1:11.981	+2.267	16:49:07.240
(15) Cosmo MOLINARO			
1			16:43:05.649

FFDR Mini Cooper Cup

Knockhill 1.280 Miles

Race 18 - Third Race

06/09/2009 16:00

Race (6 Laps) started at 16:41:48

Competitors	Laps					
	1	2	3	4	5	6
Alan WAUGH (14)	14	7	7	7	7	7
Vic COVEY Jnr (7)	7	5	5	5	5	5
Michael ROWAN (5)	5	18	18	18	18	18
Mark DRYDEN (17)	17	9	9	9	9	9
Kenneth BREWSTER (9)	9	14	14	14	2	2
Paul SALE (6)	6	6	6	2	14	14
Chris KNOX (18)	18	10	2	10	17	17
Cosmo MOLINARO (15)	15	2	10	6	10	10
Geoff GILLIES (10)	10	17	17	17	6	19
Hamish BRANDON (8)	8	8	19	19	19	6
Steven BREWSTER (19)	19	19	8	8	8	8
Kenneth THIRWALL (2)	2	22	22	22	22	22
Billy ANDERSON (1)	1	1	1	1	1	21
Chris PEARSON (22)	22	21	21	21	21	1
Gavin STRUTH (21)	21					
-	16					
-	17					
-	18					

Scottish MRC Sports & Saloon Championship

Knockhill 1.280 Miles

Race 19 - Second Race

06/09/2009 16:20

Race (10 Laps) started at 17:10:46

Pos	No.	Name	Make/Model	CC	Class C	Laps	Total Tm	Diff	Best Tm	Best Speed
1	8	Peter TADDEI	Ford Fiesta ZT	2300T	A1	10	9:56.935		58.560	78.689
2	40	Tony GALLOWAY	Mitsubishi Evo	2000T	A1	10	10:19.707	22.772	1:01.103	75.414
3	70	Stewart WHYTE	Honda Accord	2000T	A2	10	10:20.037	23.102	59.914	76.910
4	26	Garry WATSON	Westfield	1800	A2	10	10:23.983	27.048	1:00.366	76.334
5	17	Warren DUNBAR	Caterham CSR	2300	A2	10	10:34.731	37.796	1:00.688	75.929
6	78	David HEADEN	Caterham CSR	2300	A2	10	10:43.298	46.363	1:01.733	74.644
7	54	Andrew MORRISON	Seat Cupra	1998T	A2	10	10:50.440	53.505	1:01.998	74.325
8	9	Francis GALASHAN	Caterham CSR	2300	A2	9	10:01.845	1 Lap	1:05.597	70.247
9	3	Donal O'NEILL	Seat Cupra	1800T	A1	9	10:07.784	1 Lap	1:04.914	70.986
10	2	Greer WRAY	Vauxhall Vectra	2500	A2	9	10:12.716	1 Lap	1:05.824	70.005
11	32	Peter CARVILL	Seat Cupra	2000T	A2	9	10:14.769	1 Lap	1:06.379	69.420
12	12	James McELENY	Subaru Impreza	2000T	B	9	10:25.763	1 Lap	1:05.492	70.360
13	50	Mark ROBSON	Subaru Impreza	2000T	B	9	10:53.817	1 Lap	1:08.710	67.064
14	22	Ian BLACKLIN	Ford Fiesta	1600	C	9	11:02.537	1 Lap	1:11.150	64.765

Not classified ()

DNF	29	Robert DRUMMOND	Ford Escort Cosworth	2000T	A1	7	7:16.556	DNF	1:00.316	76.398
DNF	42	Philip DUNCAN	Ford Escort Cosworth	2000T	A1	3	3:14.949	DNF	1:02.361	73.892
DNS	57	Drummond BONE	Maserati Barchetta	2000	A2			DNS		-
DNS	33	Cameron PURDIE	Westfield	1996	A2			DNS		-
DNS	21	Alex BRUCE	Mitsubishi Evo7	2000T	A1			DNS		-

Announcements

These times remain provisional pending results of any Technical and Judicial procedures.

Margin of Victory	Avg. Speed	Best Lap Tm	Best Speed	Best Lap by
22.772	77.194	58.560	78.689	8 - Peter TADDEI

Clerk of the Course

Orbits

Sig. Time

www.amb-it.com

Chief Timekeeper - Ian Sharp (SMART)

www.mylaps.com

Times available on www.smart-timing.co.uk & www.mylaps.com

Licensed to: SMART

Lap	Lap Tm	Diff	Time of Day
(8) Peter TADDEI			
1			17:11:49.057
2	59.942	+1.382	17:12:48.999
3	59.291	+0.731	17:13:48.290
4	58.903	+0.343	17:14:47.193
5	58.992	+0.432	17:15:46.185
6	1:00.574	+2.014	17:16:46.759
7	58.609	+0.049	17:17:45.368
8	58.560		17:18:43.928
9	59.680	+1.120	17:19:43.608
10	59.396	+0.836	17:20:43.004

Lap	Lap Tm	Diff	Time of Day
(40) Tony GALLOWAY			
1			17:11:51.357
2	1:01.712	+0.609	17:12:53.069
3	1:01.558	+0.455	17:13:54.627
4	1:01.521	+0.418	17:14:56.148
5	1:01.567	+0.464	17:15:57.715
6	1:01.103		17:16:58.818
7	1:01.346	+0.243	17:18:00.164
8	1:01.490	+0.387	17:19:01.654
9	1:01.997	+0.894	17:20:03.651
10	1:02.125	+1.022	17:21:05.776

Lap	Lap Tm	Diff	Time of Day
(70) Stewart WHYTE			
1			17:11:52.976
2	1:01.995	+2.081	17:12:54.971
3	1:01.658	+1.744	17:13:56.629
4	1:00.763	+0.849	17:14:57.392
5	1:02.022	+2.108	17:15:59.414
6	1:01.323	+1.409	17:17:00.737
7	1:00.858	+0.944	17:18:01.595
8	1:00.587	+0.673	17:19:02.182
9	1:04.010	+4.096	17:20:06.192
10	59.914		17:21:06.106

Lap	Lap Tm	Diff	Time of Day
(26) Garry WATSON			
1			17:12:03.064
2	1:01.888	+1.522	17:13:04.952
3	1:00.600	+0.234	17:14:05.552
4	1:00.718	+0.352	17:15:06.270
5	1:00.515	+0.149	17:16:06.785
6	1:00.429	+0.063	17:17:07.214
7	1:00.366		17:18:07.580
8	1:00.491	+0.125	17:19:08.071
9	1:00.989	+0.623	17:20:09.060
10	1:00.992	+0.626	17:21:10.052

Lap	Lap Tm	Diff	Time of Day
(17) Warren DUNBAR			
1			17:11:58.953
2	1:02.208	+1.520	17:13:01.161
3	1:02.015	+1.327	17:14:03.176
4	1:02.215	+1.527	17:15:05.391
5	1:01.965	+1.277	17:16:07.356
6	1:01.468	+0.780	17:17:08.824
7	1:01.373	+0.685	17:18:10.197
8	1:08.493	+7.805	17:19:18.690
9	1:01.422	+0.734	17:20:20.112
10	1:00.688		17:21:20.800

Lap	Lap Tm	Diff	Time of Day
(78) David HEADEN			
1			17:12:01.150
2	1:01.958	+0.225	17:13:03.108
3	1:02.905	+1.172	17:14:06.013
4	1:01.762	+0.029	17:15:07.775
5	1:01.733		17:16:09.508
6	1:01.896	+0.163	17:17:11.404
7	1:02.572	+0.839	17:18:13.976
8	1:04.143	+2.410	17:19:18.119
9	1:02.610	+0.877	17:20:20.729
10	1:08.638	+6.905	17:21:29.367

Lap	Lap Tm	Diff	Time of Day
(54) Andrew MORRISON			
1			17:12:06.516
2	1:05.205	+3.207	17:13:11.721
3	1:06.434	+4.436	17:14:18.155
4	1:04.183	+2.185	17:15:22.338
5	1:02.729	+0.731	17:16:25.067
6	1:03.199	+1.201	17:17:28.266
7	1:02.098	+0.100	17:18:30.364
8	1:02.123	+0.125	17:19:32.487
9	1:01.998		17:20:34.485
10	1:02.024	+0.026	17:21:36.509

Lap	Lap Tm	Diff	Time of Day
(9) Francis GALASHAN			
1			17:11:56.329
2	1:05.850	+0.253	17:13:02.179
3	1:06.519	+0.922	17:14:08.698
4	1:07.556	+1.959	17:15:16.254
5	1:07.165	+1.568	17:16:23.419
6	1:06.358	+0.761	17:17:29.777
7	1:06.915	+1.318	17:18:36.692
8	1:05.597		17:19:42.289
9	1:05.625	+0.028	17:20:47.914

Lap	Lap Tm	Diff	Time of Day
(3) Donal O'NEILL			
1			17:12:03.429
2	1:08.271	+3.357	17:13:11.700
3	1:08.240	+3.326	17:14:19.940
4	1:06.701	+1.787	17:15:26.641
5	1:06.111	+1.197	17:16:32.752
6	1:04.914		17:17:37.666
7	1:04.942	+0.028	17:18:42.608
8	1:06.225	+1.311	17:19:48.833
9	1:05.020	+0.106	17:20:53.853

Lap	Lap Tm	Diff	Time of Day
(2) Greer WRAY			
1			17:12:00.650
2	1:08.513	+2.689	17:13:09.163
3	1:08.182	+2.358	17:14:17.345
4	1:08.440	+2.616	17:15:25.785
5	1:07.303	+1.479	17:16:33.088
6	1:06.467	+0.643	17:17:39.555
7	1:06.847	+1.023	17:18:46.402
8	1:05.824		17:19:52.226
9	1:06.559	+0.735	17:20:58.785

Lap	Lap Tm	Diff	Time of Day
(32) Peter CARVILL			
1			17:12:01.760
2	1:09.117	+2.738	17:13:10.877
3	1:08.129	+1.750	17:14:19.006

Lap	Lap Tm	Diff	Time of Day
4	1:07.253	+0.874	17:15:26.259
5	1:07.672	+1.293	17:16:33.931
6	1:06.379		17:17:40.310
7	1:06.845	+0.466	17:18:47.155
8	1:06.901	+0.522	17:19:54.056
9	1:06.782	+0.403	17:21:00.838

Lap	Lap Tm	Diff	Time of Day
(12) James McELENY			
1			17:12:01.459
2	1:09.022	+3.530	17:13:10.481
3	1:16.074	+10.582	17:14:26.555
4	1:07.935	+2.443	17:15:34.490
5	1:07.239	+1.747	17:16:41.729
6	1:08.664	+3.172	17:17:50.393
7	1:07.101	+1.609	17:18:57.494
8	1:08.846	+3.354	17:20:06.340
9	1:05.492		17:21:11.832

Lap	Lap Tm	Diff	Time of Day
(50) Mark ROBSON			
1			17:12:08.552
2	1:11.508	+2.798	17:13:20.060
3	1:11.752	+3.042	17:14:31.812
4	1:11.740	+3.030	17:15:43.552
5	1:10.873	+2.163	17:16:54.425
6	1:11.337	+2.627	17:18:05.762
7	1:15.470	+6.760	17:19:21.232
8	1:08.710		17:20:29.942
9	1:09.944	+1.234	17:21:39.886

Lap	Lap Tm	Diff	Time of Day
(22) Ian BLACKLIN			
1			17:12:06.969
2	1:11.631	+0.481	17:13:18.600
3	1:11.150		17:14:29.750
4	1:13.078	+1.928	17:15:42.828
5	1:11.742	+0.592	17:16:54.570
6	1:17.046	+5.896	17:18:11.616
7	1:13.154	+2.004	17:19:24.770
8	1:12.118	+0.968	17:20:36.888
9	1:11.718	+0.568	17:21:48.606

Lap	Lap Tm	Diff	Time of Day
(29) Robert DRUMMOND			
1			17:11:53.389
2	1:00.394	+0.078	17:12:53.783
3	1:02.395	+2.079	17:13:56.178
4	1:00.316		17:14:56.494
5	1:02.411	+2.095	17:15:58.905
6	1:01.129	+0.813	17:17:00.034
7	1:02.591	+2.275	17:18:02.625

Lap	Lap Tm	Diff	Time of Day
(42) Philip DUNCAN			
1			17:11:55.679
2	1:02.978	+0.617	17:12:58.657
3	1:02.361		17:14:01.018

Scottish MRC Sports & Saloon Championship

Knockhill 1.280 Miles

Race 19 - Second Race

06/09/2009 16:20

Race (10 Laps) started at 17:10:46

Competitors	Laps									
	1	2	3	4	5	6	7	8	9	10
Peter TADDEI (8)	1	8	8	8	8	8	8	8	8	8
Tony GALLOWAY (40)	2	40	40	40	40	40	40	40	40	40
Stewart WHYTE (70)	3	70	29	29	29	29	29	70	70	70
Robert DRUMMOND (29)	4	29	70	70	70	70	29	26	26	26
Philip DUNCAN (42)	5	42	42	42	17	26	26	26	78	17
Francis GALASHAN (9)	6	9	17	17	26	17	17	17	78	78
Warren DUNBAR (17)	7	17	9	26	78	78	78	78	54	54
Greer WRAY (2)	8	2	78	78	9	9	54	54	9	9
David HEADEN (78)	9	78	26	9	54	54	9	9	3	3
James McELENY (12)	10	12	2	2	2	3	3	3	2	2
Peter CARVILL (32)	11	32	12	54	32	2	2	2	32	32
Garry WATSON (26)	12	26	32	32	3	32	32	32	12	12
Donal O'NEILL (3)	13	3	3	3	12	12	12	12	50	50
Andrew MORRISON (54)	14	54	54	12	22	50	50	50	22	22
Ian BLACKLIN (22)	15	22	22	22	50	22	22	22		
Mark ROBSON (50)	16	50	50	50						
-	17									
-	18									
-	19									