

**Croft**

**10<sup>th</sup> / 11<sup>th</sup> September 2011**

**Darlington and District Motor Club**



**S.M.A.R.T.**

**Scottish Motorsports Automatic Race Timing**

Ravenslea, Melrose Road, Galashiels, TD1 2AT

Telephone : 01896 – 752447

Ma5da MX5 Mk3 Cup

Croft 2.100 Miles

Practice 1

10/09/2011 09:30

Practice (20:00 Time) started at 9:30:13

Pos	No.	Name	Make/Model	CC	Class	Laps	Best Tm	Diff n Lap	Best Spd	2nd Best
1	66	Chrissy PALMER	Mazda MX5 MK3	2000	MXC	11	1:44.838		72.111	1:46.418
2	18	Paul SHEARD	Mazda MX5 Mk3	2000	MXC	11	1:46.388	1.550	71.061	1:46.695
3	99	Jonathan BLAKE	Mazda MX15R	1800	MXC	11	1:46.989	2.151	70.661	1:48.028
4	16	Abbie EATON	Mazda MX5 Mk3	2000	MXC	11	1:47.176	2.338	70.538	1:48.037
5	8	Adam GORE	Mazda MX5 Mk3	2000	MXC	11	1:47.196	2.358	70.525	1:47.531
6	10	Tom ROCHE	Maxda MX5 Mk3	2000	MXC	11	1:47.403	2.565	70.389	1:48.604
7	50	Luke HERBERT	Mazda MX5 MK3	2000	MXC	4	1:49.066	4.228	69.316	1:49.899
8	87	Will CHAPPEL	Maxda MX5 M3	1800	MXC	11	1:49.249	4.411	69.200	1:49.945
9	9	Simon GODDARD	Mazda MX5 Mk3	2000	MXC	11	1:50.673	5.835	68.309	1:52.538
10	21	Jim EDWARDS Snr	Mazda MX5 MK3	2000	MXC	11	1:51.198	6.360	67.987	1:52.061
11	68	Justin NEWNAM	Mazda MX5 Mk3	2000	MXC	11	1:51.264	6.426	67.947	1:52.961
12	23	Luca FURBATTO	Mazda MX5 Mk3	2000	MXC	10	1:52.234	7.396	67.359	1:52.304
13	98	Nick DOUGILL	Mazda MX5 Mk3	2000	MXC	10	1:52.928	8.090	66.945	1:55.077
14	11	Ryan CAFFERTY	Mazda MX5 Mk3	2000	MXC	10	1:53.710	8.872	66.485	1:55.115
15	28	James MAXFIELD	Mazda MX5 Mk3	2000	MXC	10	1:54.547	9.709	65.999	1:55.367
16	0	Alex LIVERSLEY	Maxda MX15R	1800	MXC	10	1:55.183	10.345	65.635	1:55.314
17	88	Michael PEARSON	Mazda MX15R	2000	MXC	10	2:04.959	20.121	60.500	2:05.006
18	96	Tania MANN	Mazda MX5 Mk3	1800	MXC	9	2:05.334	20.496	60.319	2:07.260



DDMC Race Meeting

Ma5da MX5 Mk3 Cup

Croft 2.100 Miles

Practice 1

10/09/2011 09:30

Practice (20:00 Time) started at 9:30:13

Lap	Lap Tm	Diff	Time of Day
10	<b>1:54.547</b>		9:50:03.991
<b>(0) Alex LIVERSLEY</b>			
1			9:32:51.151
2	2:06.168	+10.985	9:34:57.319
3	2:06.170	+10.987	9:37:03.489
4	1:59.284	+4.101	9:39:02.773
5	1:58.149	+2.966	9:41:00.922
6	1:58.856	+3.673	9:42:59.778
7	1:59.770	+4.587	9:44:59.548
8	1:56.976	+1.793	9:46:56.524
9	1:55.314	+0.131	9:48:51.838
10	<b>1:55.183</b>		9:50:47.021
<b>(88) Michael PEARSON</b>			
1			9:32:50.015
2	2:06.558	+1.599	9:34:56.573
3	2:09.542	+4.583	9:37:06.115
4	<b>2:04.959</b>		9:39:11.074
5	2:05.640	+0.681	9:41:16.714
6	2:06.573	+1.614	9:43:23.287
7	2:06.786	+1.827	9:45:30.073
8	2:05.488	+0.529	9:47:35.561
9	2:05.292	+0.333	9:49:40.853
10	2:05.006	+0.047	9:51:45.859
<b>(96) Tania MANN</b>			
1			9:33:44.174
2	2:17.936	+12.602	9:36:02.110
3	2:11.296	+5.962	9:38:13.406
4	2:14.107	+8.773	9:40:27.513
5	2:13.437	+8.103	9:42:40.950
6	2:10.411	+5.077	9:44:51.361
7	2:09.376	+4.042	9:47:00.737
8	<b>2:05.334</b>		9:49:06.071
9	2:07.260	+1.926	9:51:13.331

Lap Lap Tm Diff Time of Day

Lap Lap Tm Diff Time of Day

Clerk of the Course - Chris Gibson

Orbits 4

Sig. Time

www.amb-it.com

Chief Timekeeper - Ian Sharp (SMART)

www.mylaps.com

Times available on www.mylaps.com & www.smart-timing.co.uk

Licensed to: SMART

DDMC Race Meeting

Ma5da MX5 Mk3 Cup

Race 1 - First Race

Race (20:00 Time) started at 13:36:22

Croft 2.100 Miles

10/09/2011 13:30

POLE POSITION

**2**  
18 Paul SHEARD  
1:46.388

**4**  
8 Adam GORE  
1:47.196

**6**  
81 Luke HERBERT  
1:49.066

**8**  
9 Simon GODDARD  
1:50.673

**10**  
68 Justin NEWNAM  
1:51.264

**12**  
98 Nick DOUGILL  
1:52.928

**14**  
28 James MAXFIELD  
1:54.547

**16**

**18**

**20**  
0 Alex LIVERSLEY  
1:55.183 +10 Seconds

**1**  
66 Chrissy PALMER  
1:44.838

**3**  
16 Abbie EATON  
1:47.176

**5**  
10 Tom ROCHE  
1:47.403

**7**  
87 Will CHAPPEL  
1:49.249

**9**  
21 Jim EDWARDS Snr  
1:51.198

**11**  
23 Luca FURBATTO  
1:52.234

**13**  
11 Ryan CAFFERTY  
1:53.710

**15**  
96 Tania MANN  
2:05.334

**17**

**19**  
99 Jonathan BLAKE  
1:46.989 +10 Seconds

1

2

3

4

5

6

7

8

9

10

Clerk of the Course - Chris Gibson

Sig. Time

Chief Timekeeper - Ian Sharp (SMART)

Times available on [www.mylaps.com](http://www.mylaps.com) & [www.smart-timing.co.uk](http://www.smart-timing.co.uk)

Orbits 4

[www.amb-it.com](http://www.amb-it.com)

[www.mylaps.com](http://www.mylaps.com)

Licensed to: SMART

**DDMC Race Meeting**

**Ma5da MX5 Mk3 Cup**

**Race 1 - First Race**

**Race (20:00 Time) started at 13:36:22**

**Croft 2.100 Miles**

**10/09/2011 13:30**

**21**

**11**

**88 Michael PEARSON**  
2:04.959 +10 Seconds

Date : 12/09/2011  
Time : 11:07

# Scottish Motorsports Automatic Race Timing (S.M.A.R.T)

Telephone 01896 752447

## Grid Sheet

### Race 9 Ma5da MX5 Mk3 Cup - Race 2

Start Time :  
Finish Time :

Road :  
Weather :

### FRONT

			<i>POLE</i>
Position No. 2	18	Position No. 1	66
Position No. 4	16	Position No. 3	8
Position No. 6	50	Position No. 5	10
Position No. 8	21	Position No. 7	87
Position No. 10	9	Position No. 9	23
Position No. 12	98	Position No. 11	68
Position No. 14	28	Position No. 13	11
Position No. 16		Position No. 15	96
Position No. 18		Position No. 17	
Position No. 20	0	<i>10 Second delay</i>	
Position No. 22		Position No. 19	99
Position No. 24		Position No. 21	88
Position No. 26		Position No. 23	
Position No. 28		Position No. 25	
Position No. 30		Position No. 27	
		Position No. 29	

## Ma5da MX5 Mk1 Championship

Croft 2.100 Miles

## Practice 2 - Group 1

10/09/2011 10:00

Practice (15:00 Time) started at 10:00:15

Pos	No.	Name	Make/Model	CC	Class C	Laps	Best Tm	Diff n Lap	Best Spd	2nd Best
1	92	Jordan STILP	Mazda MX5	1600	MX5	8	1:48.536		69.654	1:49.161
2	73	Ben SHORT	Mazda MX5	1600	MX5	8	1:49.472	0.936	69.059	1:50.286
3	91	Matthew DAVIES	Mazda MX5	1600	MX5	9	1:49.680	1.144	68.928	1:50.511
4	8	Adam GORE	Mazda MX5	1600	MX5	9	1:49.750	1.214	68.884	1:50.188
5	76	Brian CHANDLER	Mazda MX5	1600	MX5	8	1:50.459	1.923	68.442	1:54.010
6	42	Charlie CHARMAN	Mazda MX5	1600	MX5	8	1:50.962	2.426	68.131	1:52.506
7	23	Martin TOLLEY	Mazda MX5	1600	MX5	8	1:51.286	2.750	67.933	1:51.970
8	32	Alex PRESTON	Mazda MX5	1600	MX5	8	1:51.295	2.759	67.928	1:52.646
9	180	Matt NICHOL-JONES	Mazda MX5	1600	MX5	8	1:51.734	3.198	67.661	1:51.746
10	35	Eduardo CORREIA	Mazda MX5	1600	MX5	8	1:51.943	3.407	67.534	1:53.445
11	27	Clive BAILYE	Mazda MX5	1600	MX5	8	1:52.143	3.607	67.414	1:52.830
12	118	Carl ANDREW	Mazda MX5	1600	MX5	8	1:52.460	3.924	67.224	1:53.234
13	72	Matthew SHORT	Mazda MX5	1600	MX5	8	1:53.891	5.355	66.379	1:55.302
14	93	John DAVIES	Mazda MX5	1600	MX5	8	1:54.062	5.526	66.280	1:54.857
15	39	Brett SMITH	Mazda MX5	1600	MX5	6	1:54.848	6.312	65.826	1:56.564
16	50	Darren STANDING	Mazda MX5	1600	MX5	8	1:54.871	6.335	65.813	1:56.143
17	95	Nick DOUGILL	Mazda MX5	1600	MX5	8	1:54.992	6.456	65.744	1:56.038
18	82	Jonathan BAILEY	Mazda MX5	1600	MX5	8	1:56.479	7.943	64.904	1:57.933
19	47	Stephen CRAGGS	Mazda MX5	1600	MX5	8	1:56.767	8.231	64.744	1:57.576
20	54	John POWELL	Mazda MX5	1600	MX5	8	1:56.781	8.245	64.737	1:57.517
21	58	Tim GRAY	Mazda MX5	1600	MX5	8	1:57.519	8.983	64.330	1:59.789
22	199	Simon DEATON	Mazda MX5	1600	MX5	8	1:59.429	10.893	63.301	1:59.997
23	111	Paul BLACK	Mazda MX5	1600	MX5	7	2:00.760	12.224	62.604	2:01.953
24	77	John COCKBURN-EVANS	Mazda MX5	1600	MX5	7	2:02.467	13.931	61.731	2:03.591
25	86	Dan STEWART	Mazda MX5	1600	MX5	2	2:03.183	14.647	61.372	
26	103	Chris NOEL-HART	Mazda MX5	1600	MX5	7	2:03.424	14.888	61.252	2:03.808
27	33	Siobhan LITHERLAND	Mazda MX5	1600	MX5	7	2:05.293	16.757	60.339	2:09.691
28	101	Ian PRESCOTT	Mazda MX5	1600	MX5	6	2:12.711	24.175	56.966	2:13.095

Clerk of the Course - Chris Gibson

Orbits 4

Sig. Time

www.amb-it.com

Chief Timekeeper - Ian Sharp (SMART)

www.mylaps.com

Times available on www.mylaps.com &amp; www.smart-timing.co.uk

Licensed to: SMART





## Ma5da MX5 Mk1 Championship

## Practice 2 - Group 1

Practice (15:00 Time) started at 10:00:15

Croft 2.100 Miles

10/09/2011 10:00

Lap	Lap Tm	Diff	Time of Day
2	<b>2:14.036</b>	+17.269	10:04:43.851
3	<b>1:59.309</b>	+2.542	10:06:43.160
4	<b>1:59.104</b>	+2.337	10:08:42.264
5	<b>1:57.576</b>	+0.809	10:10:39.840
6	<b>1:56.767</b>		10:12:36.607
7	2:00.187	+3.420	10:14:36.794
8	1:58.444	+1.677	10:16:35.238

**(54) John POWELL**

1			10:02:34.883
2	2:00.207	+3.426	10:04:35.090
3	1:58.899	+2.118	10:06:33.989
4	2:01.047	+4.266	10:08:35.036
5	1:58.458	+1.677	10:10:33.494
6	<b>1:56.781</b>		10:12:30.275
7	2:05.411	+8.630	10:14:35.686
8	1:57.517	+0.736	10:16:33.203

**(58) Tim GRAY**

1			10:02:43.038
2	2:04.589	+7.070	10:04:47.627
3	2:03.042	+5.523	10:06:50.669
4	2:01.913	+4.394	10:08:52.582
5	1:59.789	+2.270	10:10:52.371
6	2:00.383	+2.864	10:12:52.754
7	<b>1:57.519</b>		10:14:50.273
8	2:02.643	+5.124	10:16:52.916

**(199) Simon DEATON**

1			10:02:24.604
2	2:03.786	+4.357	10:04:28.390
3	2:02.987	+3.558	10:06:31.377
4	2:03.387	+3.958	10:08:34.764
5	2:01.694	+2.265	10:10:36.458
6	1:59.997	+0.568	10:12:36.455
7	2:00.388	+0.959	10:14:36.843
8	<b>1:59.429</b>		10:16:36.272

**(111) Paul BLACK**

1			10:02:53.238
2	2:04.913	+4.153	10:04:58.151
3	2:06.922	+6.162	10:07:05.073
4	2:07.264	+6.504	10:09:12.337
5	2:04.411	+3.651	10:11:16.748
6	2:01.953	+1.193	10:13:18.701
7	<b>2:00.760</b>		10:15:19.461

**(77) John COCKBURN-EVANS**

1			10:02:17.916
2	2:08.901	+6.434	10:04:26.817
3	2:03.591	+1.124	10:06:30.408
4	2:04.012	+1.545	10:08:34.420
5	2:05.720	+3.253	10:10:40.140
6	2:46.683	+44.216	10:13:26.823
7	<b>2:02.467</b>		10:15:29.290

**(86) Dan STEWART**

1			10:02:26.850
2	<b>2:03.183</b>		10:04:30.033

**(103) Chris NOEL-HART**

Lap	Lap Tm	Diff	Time of Day
1			10:02:44.335
2	<b>2:05.674</b>	+2.250	10:04:50.009
3	<b>2:03.808</b>	+0.384	10:06:53.817
4	<b>2:03.424</b>		10:08:57.241
5	2:10.275	+6.851	10:11:07.516
6	2:06.596	+3.172	10:13:14.112
7	2:04.769	+1.345	10:15:18.881

**(33) Siobhan LITHERLAND**

1			10:02:51.204
2	<b>2:05.293</b>		10:04:56.497
3	2:52.031	+46.738	10:07:48.528
4	2:09.691	+4.398	10:09:58.219
5	2:13.831	+8.538	10:12:12.050
6	2:37.272	+31.979	10:14:49.322
7	2:34.906	+29.613	10:17:24.228

**(101) Ian PRESCOTT**

1			10:02:32.872
2	2:16.583	+3.872	10:04:49.455
3	2:13.095	+0.384	10:07:02.550
4	2:14.287	+1.576	10:09:16.837
5	<b>2:12.711</b>		10:11:29.548
6	2:17.050	+4.339	10:13:46.598

Lap	Lap Tm	Diff	Time of Day
-----	--------	------	-------------

Clerk of the Course - Chris Gibson

Sig. Time  
 Chief Timekeeper - Ian Sharp (SMART)  
 Times available on [www.mylaps.com](http://www.mylaps.com) & [www.smart-timing.co.uk](http://www.smart-timing.co.uk)

Orbits 4

[www.amb-it.com](http://www.amb-it.com)  
[www.mylaps.com](http://www.mylaps.com)  
 Licensed to: SMART

Ma5da MX5 Mk1 Championship

Croft 2.100 Miles

Practice 3 - Group 2

10/09/2011 10:25

Practice (15:00 Time) started at 10:23:56

Pos	No.	Name	Make/Model	CC	Class	Laps	Best Tm	Diff n Lap	Best Spd	2nd Best
1	30	Wayne Le MONTAIS	Mazda MX5	1600	MX5	9	1:44.583		72.287	1:45.201
2	2	Tom ROCHE	Mazda MX5	1600	MX5	9	1:45.005	0.422	71.997	1:45.647
3	90	Alan HENDERSON	Mazda MX5	1600	MX5	9	1:45.138	0.555	71.905	1:45.518
4	48	James B BALDWIN	Mazda MX5	1600	MX5	9	1:45.838	1.255	71.430	1:46.540
5	36	Andy COOMBS	Mazda MX5	1600	MX5	9	1:46.153	1.570	71.218	1:47.463
6	70	Daniel ROGERS	Mazda MX5	1600	MX5	8	1:46.175	1.592	71.203	1:46.861
7	79	Andrew CHILDS	Mazda MX5	1600	MX5	8	1:46.889	2.306	70.728	1:47.735
8	12	Matthew LAMBERT	Mazda MX5	1600	MX5	8	1:46.935	2.352	70.697	1:46.993
9	45	Gary HUFFORD	Mazda MX5	1600	MX5	9	1:47.118	2.535	70.576	1:47.540
10	55	Martin STEVINSON	Mazda MX5	1600	MX5	8	1:47.418	2.835	70.379	1:47.815
11	63	Rhys JENKINS	Mazda MX5	1600	MX5	8	1:47.445	2.862	70.362	1:47.524
12	21	Iain CAMERON	Mazda MX5	1600	MX5	8	1:47.548	2.965	70.294	1:48.133
13	17	Nick GILFILLAN	Mazda MX5	1600	MX5	8	1:47.774	3.191	70.147	1:49.002
14	99	Jonathan BLAKE	Mazda MZ5	1600	MX5	8	1:47.895	3.312	70.068	1:48.068
15	52	Carly LATCHAM	Mazda MX5	1600	MX5	8	1:47.955	3.372	70.029	1:48.030
16	100	Alyn ROBSON	Mazda MX5	1600	MX5	8	1:48.013	3.430	69.992	1:48.580
17	64	Andrew WRIGHT	Mazda MX5	1600	MX5	9	1:48.392	3.809	69.747	1:48.649
18	13	Scott LEACH	Mazda MX5	1600	MX5	8	1:48.762	4.179	69.510	1:48.898
19	46	Simon GODDARD	Mazda MX5	1600	MX5	8	1:48.892	4.309	69.427	1:49.891
20	66	Piers CHANDLER	Mazda MX5	1600	MX5	8	1:49.111	4.528	69.287	1:50.054
21	105	Roger CHESNEAU	Mazda MX5	1600	MX5	8	1:49.181	4.598	69.243	1:49.723
22	71	Steven ANDREW	Mazda MX5	1600	MX5	8	1:49.322	4.739	69.154	1:49.455
23	34	David NEIDELL	Mazda MX5	1600	MX5	8	1:49.527	4.944	69.024	1:49.714
24	80	Tim HUTCHINSON	Mazda MX5	1600	MX5	8	1:49.701	5.118	68.915	1:49.807
25	26	Paul YEOMANS	Mazda MX5	1600	MX5	8	1:51.266	6.683	67.945	1:52.156
26	29	Nicholas HART	Mazda MX5	1600	MX5	8	1:51.774	7.191	67.636	1:51.879
27	94	Tania MANN	Mazda MX5	1600	MX5	8	1:55.927	11.344	65.213	1:56.766
28	130	Mark LITHERLAND	Mazda MX5	1600	MX5	5	1:56.188	11.605	65.067	1:56.654
29	68	Peter STRATTON	Mazda MX5	1800	MX5	7	1:59.789	15.206	63.111	2:00.133

Clerk of the Course - Chris Gibson

Orbits 4

Sig. Time

www.amb-it.com

Chief Timekeeper - Ian Sharp (SMART)

www.mylaps.com

Times available on www.mylaps.com &amp; www.smart-timing.co.uk

Licensed to: SMART

## DDMC Race Meeting

## Ma5da MX5 Mk1 Championship

## Practice 3 - Group 2

Practice (15:00 Time) started at 10:23:56

Croft 2.100 Miles

10/09/2011 10:25

Lap	Lap Tm	Diff	Time of Day	Lap	Lap Tm	Diff	Time of Day	Lap	Lap Tm	Diff	Time of Day
<b>(30) Wayne Le MONTAIS</b>				<b>(79) Andrew CHILDS</b>				<b>(17) Nick GILFILLAN</b>			
1			10:25:38.769	1			10:25:55.499	1			10:26:35.094
2	1:51.379	+6.796	10:27:30.148	2	1:52.935	+6.046	10:27:48.434	2	1:53.489	+5.715	10:28:28.583
3	1:47.694	+3.111	10:29:17.842	3	1:50.462	+3.573	10:29:38.896	3	1:50.171	+2.397	10:30:18.754
4	1:48.581	+3.998	10:31:06.423	4	1:50.384	+3.495	10:31:29.280	4	1:49.002	+1.228	10:32:07.756
5	1:46.439	+1.856	10:32:52.862	5	1:52.079	+5.190	10:33:21.359	5	1:49.641	+1.867	10:33:57.397
6	1:47.051	+2.468	10:34:39.913	6	1:48.894	+2.005	10:35:10.253	6	1:50.317	+2.543	10:35:47.714
7	1:45.210	+0.627	10:36:25.123	7	1:46.889		10:36:57.142	7	1:49.368	+1.594	10:37:37.082
8	1:45.201	+0.618	10:38:10.324	8	1:47.735	+0.846	10:38:44.877	8	1:47.774		10:39:24.856
9	1:44.583		10:39:54.907								
<b>(2) Tom ROCHE</b>				<b>(12) Matthew LAMBERT</b>				<b>(99) Jonathan BLAKE</b>			
1			10:25:41.015	1			10:26:13.621	1			10:26:29.792
2	1:48.292	+3.287	10:27:29.307	2	1:52.668	+5.733	10:28:06.289	2	1:53.736	+5.841	10:28:23.528
3	1:46.406	+1.401	10:29:15.713	3	1:49.011	+2.076	10:29:55.300	3	1:49.618	+1.723	10:30:13.146
4	1:46.737	+1.732	10:31:02.450	4	1:47.235	+0.300	10:31:42.535	4	1:48.643	+0.748	10:32:01.789
5	1:45.927	+0.922	10:32:48.377	5	1:47.070	+0.135	10:33:29.605	5	1:50.700	+2.805	10:33:52.489
6	1:47.937	+2.932	10:34:36.314	6	2:06.054	+19.119	10:35:35.659	6	1:48.367	+0.472	10:35:40.856
7	1:45.840	+0.835	10:36:22.154	7	1:46.993	+0.058	10:37:22.652	7	1:48.068	+0.173	10:37:28.924
8	1:45.647	+0.642	10:38:07.801	8	1:46.935		10:39:09.587	8	1:47.895		10:39:16.819
9	1:45.005		10:39:52.806								
<b>(90) Alan HENDERSON</b>				<b>(45) Gary HUFFORD</b>				<b>(52) Carly LATCHAM</b>			
1			10:25:41.413	1			10:25:41.627	1			10:26:06.844
2	1:57.092	+11.954	10:27:38.505	2	1:54.106	+6.988	10:27:35.733	2	1:56.257	+8.302	10:28:03.101
3	1:49.627	+4.489	10:29:28.132	3	1:49.237	+2.119	10:29:24.970	3	1:51.356	+3.401	10:29:54.457
4	1:47.601	+2.463	10:31:15.733	4	1:49.074	+1.956	10:31:14.044	4	1:49.799	+1.844	10:31:44.256
5	1:46.606	+1.468	10:33:02.339	5	1:47.979	+0.861	10:33:02.023	5	1:47.955		10:33:32.211
6	1:48.141	+3.003	10:34:50.480	6	1:49.127	+2.009	10:34:51.150	6	1:50.109	+2.154	10:35:22.320
7	1:47.508	+2.370	10:36:37.988	7	1:47.893	+0.775	10:36:39.043	7	1:49.461	+1.506	10:37:11.781
8	1:45.518	+0.380	10:38:23.506	8	1:47.118		10:38:26.161	8	1:48.030	+0.075	10:38:59.811
9	1:45.138		10:40:08.644	9	1:47.540	+0.422	10:40:13.701				
<b>(48) James B BALDWIN</b>				<b>(55) Martin STEVINSON</b>				<b>(100) Alyn ROBSON</b>			
1			10:25:54.994	1			10:26:02.379	1			10:26:30.466
2	1:51.523	+5.685	10:27:46.517	2	1:53.763	+6.345	10:27:56.142	2	1:53.523	+5.510	10:28:23.989
3	1:48.921	+3.083	10:29:35.438	3	1:51.165	+3.747	10:29:47.307	3	1:49.563	+1.550	10:30:13.552
4	1:49.321	+3.483	10:31:24.759	4	1:49.676	+2.258	10:31:36.983	4	1:48.580	+0.567	10:32:02.132
5	1:47.610	+1.772	10:33:12.369	5	1:49.869	+2.451	10:33:26.852	5	1:52.100	+4.087	10:33:54.232
6	1:46.697	+0.859	10:34:59.066	6	1:49.168	+1.750	10:35:16.020	6	1:48.962	+0.949	10:35:43.194
7	1:46.867	+1.029	10:36:45.933	7	1:47.815	+0.397	10:37:03.835	7	1:48.013		10:37:31.207
8	1:46.540	+0.702	10:38:32.473	8	1:47.418		10:38:51.253	8	1:50.066	+2.053	10:39:21.273
9	1:45.838		10:40:18.311								
<b>(36) Andy COOMBS</b>				<b>(63) Rhys JENKINS</b>				<b>(64) Andrew WRIGHT</b>			
1			10:25:41.128	1			10:26:10.709	1			10:25:40.636
2	1:53.299	+7.146	10:27:34.427	2	1:55.334	+7.889	10:28:06.043	2	1:58.557	+10.165	10:27:39.193
3	1:50.370	+4.217	10:29:24.797	3	1:50.057	+2.612	10:29:56.100	3	1:54.670	+6.278	10:29:33.863
4	1:50.937	+4.784	10:31:15.734	4	1:47.797	+0.352	10:31:43.897	4	1:51.834	+3.442	10:31:25.697
5	1:47.463	+1.310	10:33:03.197	5	1:48.375	+0.930	10:33:32.272	5	1:49.254	+0.862	10:33:14.951
6	1:48.898	+2.745	10:34:52.095	6	1:48.162	+0.717	10:35:20.434	6	1:49.516	+1.124	10:35:04.467
7	1:47.751	+1.598	10:36:39.846	7	1:47.524	+0.079	10:37:07.958	7	1:48.392		10:36:52.859
8	1:46.153		10:38:25.999	8	1:47.445		10:38:55.403	8	1:49.113	+0.721	10:38:41.972
9	1:48.084	+1.931	10:40:14.083					9	1:48.649	+0.257	10:40:30.621
<b>(70) Daniel ROGERS</b>				<b>(21) Iain CAMERON</b>				<b>(13) Scott LEACH</b>			
1			10:26:14.668	1			10:25:53.964	1			10:26:17.840
2	2:02.216	+16.041	10:28:16.884	2	1:54.097	+6.549	10:27:48.061	2	1:52.866	+4.104	10:28:10.706
3	1:53.647	+7.472	10:30:10.531	3	1:53.941	+6.393	10:29:42.002	3	1:52.714	+3.952	10:30:03.420
4	1:48.013	+1.838	10:31:58.544	4	1:50.871	+3.323	10:31:32.873	4	1:51.490	+2.728	10:31:54.910

Clerk of the Course - Chris Gibson

Sig. Time

Chief Timekeeper - Ian Sharp (SMART)

Times available on www.mylaps.com &amp; www.smart-timing.co.uk

Printed: 12/09/2011 09:00:16

Orbits 4

www.amb-it.com

www.mylaps.com

Licensed to: SMART

Page 1/2

## DDMC Race Meeting

## Ma5da MX5 Mk1 Championship

## Practice 3 - Group 2

Practice (15:00 Time) started at 10:23:56

Croft 2.100 Miles

10/09/2011 10:25

Lap	Lap Tm	Diff	Time of Day
5	<b>1:50.954</b>	+2.192	10:33:45.864
6	<b>1:48.762</b>		10:35:34.626
7	1:48.898	+0.136	10:37:23.524
8	1:49.473	+0.711	10:39:12.997

## (46) Simon GODDARD

Lap	Lap Tm	Diff	Time of Day
1			10:26:20.581
2	1:52.154	+3.262	10:28:12.735
3	1:51.461	+2.569	10:30:04.196
4	1:51.008	+2.116	10:31:55.204
5	1:49.891	+0.999	10:33:45.095
6	<b>1:48.892</b>		10:35:33.987
p7	2:29.040	+40.148	10:38:03.028
8	2:01.245	+12.353	10:40:04.273

## (66) Piers CHANDLER

Lap	Lap Tm	Diff	Time of Day
1			10:26:08.853
2	2:01.406	+12.295	10:28:10.259
3	1:56.462	+7.351	10:30:06.721
4	1:54.918	+5.807	10:32:01.639
5	1:55.472	+6.361	10:33:57.111
6	1:55.731	+6.620	10:35:52.842
7	1:50.054	+0.943	10:37:42.896
8	<b>1:49.111</b>		10:39:32.007

## (105) Roger CHESNEAU

Lap	Lap Tm	Diff	Time of Day
1			10:26:20.447
2	1:54.395	+5.214	10:28:14.842
3	1:52.086	+2.905	10:30:06.928
4	1:51.366	+2.185	10:31:58.294
5	1:56.971	+7.790	10:33:55.265
6	1:58.487	+9.306	10:35:53.752
7	1:49.723	+0.542	10:37:43.475
8	<b>1:49.181</b>		10:39:32.656

## (71) Steven ANDREW

Lap	Lap Tm	Diff	Time of Day
1			10:25:43.356
2	1:56.691	+7.369	10:27:40.047
3	1:55.005	+5.683	10:29:35.052
4	1:52.079	+2.757	10:31:27.131
5	1:50.897	+1.575	10:33:18.028
6	1:49.919	+0.597	10:35:07.947
7	<b>1:49.322</b>		10:36:57.269
8	1:49.455	+0.133	10:38:46.724

## (34) David NEIDELL

Lap	Lap Tm	Diff	Time of Day
1			10:26:12.036
2	2:01.955	+12.428	10:28:13.991
3	1:51.158	+1.631	10:30:05.149
4	1:50.972	+1.445	10:31:56.121
5	1:55.014	+5.487	10:33:51.135
6	<b>1:49.527</b>		10:35:40.662
7	1:49.714	+0.187	10:37:30.376
8	1:50.144	+0.617	10:39:20.520

## (80) Tim HUTCHINSON

Lap	Lap Tm	Diff	Time of Day
1			10:26:09.826
2	1:58.912	+9.211	10:28:08.738
3	1:54.227	+4.526	10:30:02.965
4	1:53.399	+3.698	10:31:56.364
5	1:53.869	+4.168	10:33:50.233

Lap	Lap Tm	Diff	Time of Day
6	<b>1:49.701</b>		10:35:39.934
7	1:49.807	+0.106	10:37:29.741
8	1:49.831	+0.130	10:39:19.572

## (26) Paul YEOMANS

Lap	Lap Tm	Diff	Time of Day
1			10:26:03.198
2	2:00.887	+9.621	10:28:04.085
3	1:55.113	+3.847	10:29:59.198
4	1:54.720	+3.454	10:31:53.918
5	1:57.933	+6.667	10:33:51.851
6	1:54.951	+3.685	10:35:46.802
7	1:52.156	+0.890	10:37:38.958
8	<b>1:51.266</b>		10:39:30.224

## (29) Nicholas HART

Lap	Lap Tm	Diff	Time of Day
1			10:25:40.190
2	1:58.390	+6.616	10:27:38.580
3	1:58.149	+6.375	10:29:36.729
4	1:51.980	+0.206	10:31:28.709
5	2:09.949	+18.175	10:33:38.658
6	1:51.879	+0.105	10:35:30.537
7	<b>1:51.774</b>		10:37:22.311
8	1:53.326	+1.552	10:39:15.637

## (94) Tania MANN

Lap	Lap Tm	Diff	Time of Day
1			10:26:35.912
2	2:03.922	+7.995	10:28:39.834
3	2:03.702	+7.775	10:30:43.536
4	2:01.784	+5.857	10:32:45.320
5	1:58.268	+2.341	10:34:43.588
6	1:58.473	+2.546	10:36:42.061
7	1:56.766	+0.839	10:38:38.827
8	<b>1:55.927</b>		10:40:34.754

## (130) Mark LITHERLAND

Lap	Lap Tm	Diff	Time of Day
1			10:26:04.340
2	1:58.302	+2.114	10:28:02.642
3	<b>1:56.188</b>		10:29:58.830
4	1:56.900	+0.712	10:31:55.730
5	1:56.654	+0.466	10:33:52.384

## (68) Peter STRATTON


Lap	Lap Tm	Diff	Time of Day
1			10:26:02.144
2	3:07.074	+1:07.285	10:29:09.218
3	2:07.576	+7.787	10:31:16.794
4	2:02.058	+2.269	10:33:18.852
5	2:02.392	+2.603	10:35:21.244
6	<b>1:59.789</b>		10:37:21.033
7	2:00.133	+0.344	10:39:21.166

Clerk of the Course - Chris Gibson

Sig. Time  
 Chief Timekeeper - Ian Sharp (SMART)  
 Times available on [www.mylaps.com](http://www.mylaps.com) & [www.smart-timing.co.uk](http://www.smart-timing.co.uk)

Orbits 4

[www.amb-it.com](http://www.amb-it.com)  
[www.mylaps.com](http://www.mylaps.com)  
 Licensed to: SMART



Pos	No.	Name	Make/Model	CC	Overall BestTm	In Session
1	30	Wayne Le MONTAIS	Mazda MX5	1600	1:44.583	Practice 3 - Group 2
2	2	Tom ROCHE	Mazda MX5	1600	1:45.005	Practice 3 - Group 2
3	90	Alan HENDERSON	Mazda MX5	1600	1:45.138	Practice 3 - Group 2
4	48	James B BALDWIN	Mazda MX5	1600	1:45.838	Practice 3 - Group 2
5	36	Andy COOMBS	Mazda MX5	1600	1:46.153	Practice 3 - Group 2
6	70	Daniel ROGERS	Mazda MX5	1600	1:46.175	Practice 3 - Group 2
7	79	Andrew CHILDS	Mazda MX5	1600	1:46.889	Practice 3 - Group 2
8	12	Matthew LAMBERT	Mazda MX5	1600	1:46.935	Practice 3 - Group 2
9	45	Gary HUFFORD	Mazda MX5	1600	1:47.118	Practice 3 - Group 2
10	55	Martin STEVINSON	Mazda MX5	1600	1:47.418	Practice 3 - Group 2
11	63	Rhys JENKINS	Mazda MX5	1600	1:47.445	Practice 3 - Group 2
12	21	Iain CAMERON	Mazda MX5	1600	1:47.548	Practice 3 - Group 2
13	17	Nick GILFILLAN	Mazda MX5	1600	1:47.774	Practice 3 - Group 2
14	99	Jonathan BLAKE	Mazda MZ5	1600	1:47.895	Practice 3 - Group 2
15	52	Carly LATCHAM	Mazda MX5	1600	1:47.955	Practice 3 - Group 2
16	100	Alyn ROBSON	Mazda MX5	1600	1:48.013	Practice 3 - Group 2
17	64	Andrew WRIGHT	Mazda MX5	1600	1:48.392	Practice 3 - Group 2
18	92	Jordan STILP	Mazda MX5	1600	1:48.536	Practice 2 - Group 1
19	13	Scott LEACH	Mazda MX5	1600	1:48.762	Practice 3 - Group 2
20	46	Simon GODDARD	Mazda MX5	1600	1:48.892	Practice 3 - Group 2
21	66	Piers CHANDLER	Mazda MX5	1600	1:49.111	Practice 3 - Group 2
22	105	Roger CHESNEAU	Mazda MX5	1600	1:49.181	Practice 3 - Group 2
23	71	Steven ANDREW	Mazda MX5	1600	1:49.322	Practice 3 - Group 2
24	73	Ben SHORT	Mazda MX5	1600	1:49.472	Practice 2 - Group 1
25	34	David NEIDELL	Mazda MX5	1600	1:49.527	Practice 3 - Group 2
26	91	Matthew DAVIES	Mazda MX5	1600	1:49.680	Practice 2 - Group 1
27	80	Tim HUTCHINSON	Mazda MX5	1600	1:49.701	Practice 3 - Group 2
28	8	Adam GORE	Mazda MX5	1600	1:49.750	Practice 2 - Group 1
29	76	Brian CHANDLER	Mazda MX5	1600	1:50.459	Practice 2 - Group 1
30	42	Charlie CHARMAN	Mazda MX5	1600	1:50.962	Practice 2 - Group 1
31	26	Paul YEOMANS	Mazda MX5	1600	1:51.266	Practice 3 - Group 2
32	23	Martin TOLLEY	Mazda MX5	1600	1:51.286	Practice 2 - Group 1
33	32	Alex PRESTON	Mazda MX5	1600	1:51.295	Practice 2 - Group 1
34	180	Matt NICHOL-JONES	Mazda MX5	1600	1:51.734	Practice 2 - Group 1
35	29	Nicholas HART	Mazda MX5	1600	1:51.774	Practice 3 - Group 2
36	35	Eduardo CORREIA	Mazda MX5	1600	1:51.943	Practice 2 - Group 1
37	27	Clive BAILYE	mazda MX5	1600	1:52.143	Practice 2 - Group 1
38	118	Carl ANDREW	Mazda MX5	1600	1:52.460	Practice 2 - Group 1
39	72	Matthew SHORT	Mazda MX5	1600	1:53.891	Practice 2 - Group 1
40	93	John DAVIES	Mazda MX5	1600	1:54.062	Practice 2 - Group 1
41	39	Brett SMITH	Mazda MX5	1600	1:54.848	Practice 2 - Group 1
42	50	Darren STANDING	Mazda MX5	1600	1:54.871	Practice 2 - Group 1
43	95	Nick DOUGILL	Mazda MX5	1600	1:54.992	Practice 2 - Group 1
44	94	Tania MANN	Mazda MX5	1600	1:55.927	Practice 3 - Group 2
45	130	Mark LITHERLAND	Mazda MX5	1600	1:56.188	Practice 3 - Group 2
46	82	Jonathan BAILEY	Mazda MX5	1600	1:56.479	Practice 2 - Group 1
47	47	Stephen CRAGGS	Mazda MX5	1600	1:56.767	Practice 2 - Group 1
48	54	John POWELL	Mazda MX5	1600	1:56.781	Practice 2 - Group 1
49	58	Tim GRAY	Mazda MX5	1800	1:57.519	Practice 2 - Group 1
50	199	Simon DEATON	Mazda MX5	1600	1:59.429	Practice 2 - Group 1
51	68	Peter STRATTON	Mazda MX5	1800	1:59.789	Practice 3 - Group 2
52	111	Paul BLACK	Mazda MX5	1600	2:00.760	Practice 2 - Group 1
53	77	John COCKBURN-EVANS	Mazda MX5	1600	2:02.467	Practice 2 - Group 1
54	86	Dan STEWART	Mazda MX5	1600	2:03.183	Practice 2 - Group 1
55	103	Chris NOEL-HART	Mazda MX5	1600	2:03.424	Practice 2 - Group 1
56	33	Siobhan LITHERLAND	Mazda MX5	1600	2:05.293	Practice 2 - Group 1
57	101	Ian PRESCOTT	Mazda MX5	1600	2:12.711	Practice 2 - Group 1

Date : 12/09/2011  
Time : 11:00

## Scottish Motorsports Automatic Race Timing (S.M.A.R.T)

Telephone 01896 752447

### Ma5da MX5 Mk1 Championship - Race Groups

Start Time :  
Finish Time :

Road :  
Weather :

<b>Group A</b>	<b>Group B</b>	<b>Group C</b>	<b>Group D</b>
30	92	2	73
90	91	48	8
36	76	70	42
79	23	12	32
45	180	55	35
63	27	21	118
17	72	99	93
52	39	100	50
64	95	13	82
46	47	66	54
105	58	71	199
34	111	80	77
26	86	29	103
94	33	130	101
68			

Date : 12/09/2011  
Time : 11:04

# Scottish Motorsports Automatic Race Timing (S.M.A.R.T)

Telephone 01896 752447

## Grid Sheet

### Race 2 Ma5da MX5 Mk1 Championship - Race 1 - (A v C) - AMENDED GRID

Start Time :  
Finish Time :

Road :  
Weather :

#### FRONT

Group C

Position No. 2

2

Position No. 4

48

Position No. 6

70

Position No. 8

12

Position No. 10

55

Position No. 12

21

Position No. 14

99

Position No. 16

100

Position No. 18

13

Position No. 20

66

Position No. 22

71

Position No. 24

80

Position No. 26

29

Position No. 28

130

Position No. 30

Group A

Position No. 1

*POLE*

30

Position No. 3

90

Position No. 5

36

Position No. 7

79

Position No. 9

45

Position No. 11

63

Position No. 13

17

Position No. 15

52

Position No. 17

64

Position No. 19

46

Position No. 21

105

Position No. 23

34

Position No. 25

26

Position No. 27

94

Position No. 29

68



Date : 12/09/2011  
Time : 11:02

## Scottish Motorsports Automatic Race Timing (S.M.A.R.T)

Telephone 01896 752447

### Grid Sheet

#### Race 6 Ma5da MX5 Mk1 Championship - Race 2 - (B v D)

Start Time :  
Finish Time :

Road :  
Weather :

#### FRONT

Group D

Position No. 2

Position No. 4

Position No. 6

Position No. 8

Position No. 10

Position No. 12

Position No. 14

Position No. 16

Position No. 18

Position No. 20

Position No. 22

Position No. 24

Position No. 26

Position No. 28

Position No. 30

Group B

Position No. 1

Position No. 3

Position No. 5

Position No. 7

Position No. 9

Position No. 11

Position No. 13

Position No. 15

Position No. 17

Position No. 19

Position No. 21

Position No. 23

Position No. 25

Position No. 27

Position No. 29

*POLE*

Date : 12/09/2011  
Time : 11:05

## Scottish Motorsports Automatic Race Timing (S.M.A.R.T)

Telephone 01896 752447

### Grid Sheet

#### Race 8 Ma5da MX5 Mk1 Championship - Race 3 - (D v A)

Start Time :  
Finish Time :

Road :  
Weather :

#### FRONT

Group A

Position No. 2

Position No. 4

Position No. 6

Position No. 8

Position No. 10

Position No. 12

Position No. 14

Position No. 16

Position No. 18

Position No. 20

Position No. 22

Position No. 24

Position No. 26

Position No. 28

Position No. 30

Group D

Position No. 1

Position No. 3

Position No. 5

Position No. 7

Position No. 9

Position No. 11

Position No. 13

Position No. 15

Position No. 17

Position No. 19

Position No. 21

Position No. 23

Position No. 25

Position No. 27

Position No. 29

*POLE*

Date : 12/09/2011  
Time : 11:08

## Scottish Motorsports Automatic Race Timing (S.M.A.R.T)

Telephone 01896 752447

### Grid Sheet

#### Race 10 Ma5da MX5 Mk1 Championship - Race 4 - (B v C)

Start Time :  
Finish Time :

Road :  
Weather :

#### FRONT

Group C

Position No. 2

2

Position No. 4

48

Position No. 6

70

Position No. 8

12

Position No. 10

55

Position No. 12

21

Position No. 14

99

Position No. 16

100

Position No. 18

13

Position No. 20

66

Position No. 22

71

Position No. 24

80

Position No. 26

29

Position No. 28

130

Position No. 30

Group B

Position No. 1

*POLE*

92

Position No. 3

91

Position No. 5

76

Position No. 7

23

Position No. 9

180

Position No. 11

27

Position No. 13

72

Position No. 15

39

Position No. 17

95

Position No. 19

47

Position No. 21

58

Position No. 23

111

Position No. 25

86

Position No. 27

33

Position No. 29

Date : 12/09/2011  
Time : 11:11

## Scottish Motorsports Automatic Race Timing (S.M.A.R.T)

Telephone 01896 752447

### Grid Sheet

#### Race 12a Ma5da MX5 Mk1 Championship - Race 5 - (A v B)

Start Time :  
Finish Time :

Road :  
Weather :

#### FRONT

Group B

Position No. 2

Position No. 4

Position No. 6

Position No. 8

Position No. 10

Position No. 12

Position No. 14

Position No. 16

Position No. 18

Position No. 20

Position No. 22

Position No. 24

Position No. 26

Position No. 28

Position No. 30

Group A

Position No. 1

Position No. 3

Position No. 5

Position No. 7

Position No. 9

Position No. 11

Position No. 13

Position No. 15

Position No. 17

Position No. 19

Position No. 21

Position No. 23

Position No. 25

Position No. 27

Position No. 29

*POLE*

Date : 12/09/2011  
Time : 11:14

## Scottish Motorsports Automatic Race Timing (S.M.A.R.T)

Telephone 01896 752447

### Grid Sheet

#### Race 16 Ma5da MX5 Mk1 Championship - Race 6 - (C v D)

Start Time :  
Finish Time :

Road :  
Weather :

#### FRONT

Group D

Position No. 2

73

Position No. 4

8

Position No. 6

42

Position No. 8

32

Position No. 10

35

Position No. 12

118

Position No. 14

93

Position No. 16

50

Position No. 18

82

Position No. 20

54

Position No. 22

199

Position No. 24

77

Position No. 26

103

Position No. 28

101

Position No. 30

Group C

Position No. 1

*POLE*

2

Position No. 3

48

Position No. 5

70

Position No. 7

12

Position No. 9

55

Position No. 11

21

Position No. 13

99

Position No. 15

100

Position No. 17

13

Position No. 19

66

Position No. 21

71

Position No. 23

80

Position No. 25

29

Position No. 27

130

Position No. 29

NSSCC B,C,D &amp; H Championship

Croft 2.100 Miles

Practice 4

10/09/2011 10:50

Practice (15:00 Time) started at 10:46:17

Pos	No.	Name	Make/Model	CC	Class	C	Laps	Best Tm	Diff n Lap	Best Spd	2nd Best
1	44	Michael CUTT	BMW M3	2996	B		10	1:34.510		79.992	1:35.126
2	15	David COX	Peugeot 205	2000	C		9	1:36.962	2.452	77.969	1:36.979
3	21	Ken HALL	Rover 6R4	2800	B		9	1:37.230	2.720	77.754	1:39.068
4	49	Mike WILLIAMSON	Mitsubishi Evo	2000T	B		9	1:38.621	4.111	76.657	1:40.091
5	89	Stephen KELL	Ford Sierra XR4x4	2900	B		9	1:38.673	4.163	76.617	1:39.362
6	67	Peter DIXON	Honda Civic	1600	D		9	1:38.728	4.218	76.574	1:39.403
7	1	Paul MOSS	Citroen Saxo	1600	D		9	1:38.842	4.332	76.486	1:39.359
8	46	Ian HUMPIISH	VW Beetle RSi	3200	B		9	1:39.019	4.509	76.349	1:39.069
9	53	Jason SOUTH	Peugeot 205	1587	D		8	1:39.297	4.787	76.135	1:39.940
10	70	Mark ARMSTRONG	Subaru	2000T	B		9	1:39.791	5.281	75.758	1:40.430
11	17	Simon GIBSON	Honda Integra	1600	D		8	1:40.390	5.880	75.306	1:40.711
12	47	Stephen MAUDE	Peugeot 307	1998	D		8	1:41.349	6.839	74.594	1:41.455
13	2	Daniel IRVING	Mazda MX5	1600T	B		9	1:41.605	7.095	74.406	1:41.638
14	18	Brian MORRIS	Datsun 240Z	2353	H		7	1:42.037	7.527	74.091	1:42.837
15	16	Mick STARKEY	Ford Fiesta XR2	1600	D		9	1:42.104	7.594	74.042	1:42.145
16	55	Daniel McKAY	Ford Fiesta	1600	D		8	1:42.440	7.930	73.799	1:42.934
17	41	Malcolm DEARNLEY	Morgan 4/4	1820	H		7	1:42.678	8.168	73.628	1:44.236
18	11	Martin ADDISON	Peugeot 106	1400	D		8	1:43.260	8.750	73.213	1:43.483
19	42	David HEWITSON	Toyota Supra	2997T	B		8	1:45.164	10.654	71.888	1:45.778
20	32	Simon BAKER	Ford Fiesta	1600	D		8	1:45.820	11.310	71.442	1:46.707
21	5	Terry WRIGHT	Rover 100	1600	D		8	1:46.430	11.920	71.033	1:46.819
22	62	Ben TROSSELL	Citroen AX	1587	D		8	1:48.067	13.557	69.957	1:49.270
23	72	Andrew BLYTHE	Porsche 924	2000	C		8	1:48.073	13.563	69.953	1:49.114
24	33	Steve DALBY	Citroen Saxo	1587	D		8	1:48.418	13.908	69.730	1:49.777
25	34	Michael STANLEY	Ford Fiesta	1600	D		8	1:49.364	14.854	69.127	1:51.362
26	37	Helen ALLEN	Ford Fiesta	1600	D		8	1:55.104	20.594	65.680	1:56.333
27	19	John KENNEDY	Ford Fiesta	1600	D		8	1:55.311	20.801	65.562	1:55.804

Clerk of the Course - Chris Gibson

Orbits 4

Sig. Time

www.amb-it.com

Chief Timekeeper - Ian Sharp (SMART)

www.mylaps.com

Times available on www.mylaps.com &amp; www.smart-timing.co.uk

Licensed to: SMART

DDMC Race Meeting

NSSCC B,C,D & H Championship

Croft 2.100 Miles

Practice 4

10/09/2011 10:50

Practice (15:00 Time) started at 10:46:17

Lap	Lap Tm	Diff	Time of Day
<b>(44) Michael CUTT</b>			
1			10:47:51.936
2	<b>1:35.710</b>	+1.200	10:49:27.646
3	<b>1:34.510</b>		10:51:02.156
4	1:37.570	+3.060	10:52:39.726
5	1:35.126	+0.616	10:54:14.852
6	1:36.092	+1.582	10:55:50.944
7	1:36.246	+1.736	10:57:27.190
8	1:35.761	+1.251	10:59:02.951
9	1:35.388	+0.878	11:00:38.339
10	1:53.232	+18.722	11:02:31.571

<b>(15) David COX</b>			
1			10:47:54.657
2	1:44.010	+7.048	10:49:38.667
3	1:38.060	+1.098	10:51:16.727
4	1:40.261	+3.299	10:52:56.988
5	1:39.007	+2.045	10:54:35.995
6	<b>1:36.962</b>		10:56:12.957
7	1:37.187	+0.225	10:57:50.144
8	1:36.979	+0.017	10:59:27.123
9	1:40.058	+3.096	11:01:07.181

<b>(21) Ken HALL</b>			
1			10:48:59.571
2	1:44.075	+6.845	10:50:43.646
3	1:40.410	+3.180	10:52:24.056
4	1:42.037	+4.807	10:54:06.093
5	1:40.909	+3.679	10:55:47.002
6	<b>1:37.230</b>		10:57:24.232
7	1:39.935	+2.705	10:59:04.167
8	1:39.068	+1.838	11:00:43.235
9	1:45.232	+8.002	11:02:28.467

<b>(49) Mike WILLIAMSON</b>			
1			10:48:56.718
2	1:45.850	+7.229	10:50:42.568
3	1:40.561	+1.940	10:52:23.129
4	1:41.098	+2.477	10:54:04.227
5	1:40.818	+2.197	10:55:45.045
6	<b>1:38.621</b>		10:57:23.666
7	1:41.206	+2.585	10:59:04.872
8	1:40.091	+1.470	11:00:44.963
9	1:43.916	+5.295	11:02:28.879

<b>(89) Stephen KELL</b>			
1			10:48:43.851
2	1:41.082	+2.409	10:50:24.933
3	1:41.577	+2.904	10:52:06.510
4	1:39.612	+0.939	10:53:46.122
5	1:46.134	+7.461	10:55:32.256
6	<b>1:38.673</b>		10:57:10.929
7	1:54.923	+16.250	10:59:05.852
8	1:39.362	+0.689	11:00:45.214
9	1:52.054	+13.381	11:02:37.268

<b>(67) Peter DIXON</b>			
1			10:47:59.128
2	1:40.879	+2.151	10:49:40.007
3	1:39.875	+1.147	10:51:19.882

4	<b>1:49.238</b>	+10.510	10:53:09.120
5	<b>1:42.958</b>	+4.230	10:54:52.078
6	<b>1:39.403</b>	+0.675	10:56:31.481
7	<b>1:42.739</b>	+4.011	10:58:14.220
8	<b>1:38.728</b>		10:59:52.948
9	1:41.924	+3.196	11:01:34.872

<b>(1) Paul MOSS</b>			
1			10:47:55.233
2	1:43.219	+4.377	10:49:38.452
3	1:40.524	+1.682	10:51:18.976
4	1:40.077	+1.235	10:52:59.053
5	1:39.389	+0.547	10:54:38.442
6	1:41.141	+2.299	10:56:19.583
7	<b>1:38.842</b>		10:57:58.425
8	1:39.359	+0.517	10:59:37.784
9	2:01.457	+22.615	11:01:39.241

<b>(46) Ian HUMPHISH</b>			
1			10:48:02.064
2	1:42.982	+3.963	10:49:45.046
3	1:40.980	+1.961	10:51:26.026
4	1:39.651	+0.632	10:53:05.677
5	1:43.877	+4.858	10:54:49.554
6	1:39.069	+0.050	10:56:28.623
7	1:39.780	+0.761	10:58:08.403
8	<b>1:39.019</b>		10:59:47.422
9	2:06.666	+27.647	11:01:54.088

<b>(53) Jason SOUTH</b>			
1			10:48:52.632
2	1:56.152	+16.855	10:50:48.784
3	1:45.344	+6.047	10:52:34.128
4	1:42.171	+2.874	10:54:16.299
5	1:40.365	+1.068	10:55:56.664
6	1:44.399	+5.102	10:57:41.063
7	1:39.940	+0.643	10:59:21.003
8	<b>1:39.297</b>		11:01:00.300

<b>(70) Mark ARMSTRONG</b>			
1			10:48:46.340
2	1:52.048	+12.257	10:50:38.388
3	1:42.381	+2.590	10:52:20.769
4	1:47.442	+7.651	10:54:08.211
5	1:43.130	+3.339	10:55:51.341
6	1:42.851	+3.060	10:57:34.192
7	1:40.430	+0.639	10:59:14.622
8	<b>1:39.791</b>		11:00:54.413
9	1:43.528	+3.737	11:02:37.941

<b>(17) Simon GIBSON</b>			
1			10:48:00.060
2	1:40.711	+0.321	10:49:40.771
3	<b>1:40.390</b>		10:51:21.161
4	1:41.179	+0.789	10:53:02.340
5	1:56.480	+16.090	10:54:58.820
6	1:43.378	+2.988	10:56:42.198
7	1:42.982	+2.592	10:58:25.180
8	1:42.327	+1.937	11:00:07.507

(47) Stephen MAUDE

1			10:48:44.456
2	<b>1:48.640</b>	+7.291	10:50:33.096
3	<b>1:46.135</b>	+4.786	10:52:19.231
4	<b>1:48.569</b>	+7.220	10:54:07.800
5	<b>1:41.769</b>	+0.420	10:55:49.569
6	<b>1:46.264</b>	+4.915	10:57:35.833
7	<b>1:41.455</b>	+0.106	10:59:17.288
8	<b>1:41.349</b>		11:00:58.637

<b>(2) Daniel IRVING</b>			
1			10:48:01.193
2	1:43.349	+1.744	10:49:44.542
3	1:45.837	+4.232	10:51:30.379
4	1:43.061	+1.456	10:53:13.440
5	1:43.443	+1.838	10:54:56.883
6	1:42.537	+0.932	10:56:39.420
7	1:41.638	+0.033	10:58:21.058
8	<b>1:41.665</b>		11:00:02.663
9	1:43.889	+2.284	11:01:46.552

<b>(18) Brian MORRIS</b>			
1			10:48:36.760
2	1:43.711	+1.674	10:50:20.471
3	1:42.837	+0.800	10:52:03.308
4	<b>1:42.037</b>		10:53:45.345
5	1:43.490	+1.453	10:55:28.835
6	1:46.282	+4.245	10:57:15.117
7	2:14.539	+32.502	10:59:29.656

<b>(16) Mick STARKEY</b>			
1			10:48:04.038
2	1:42.784	+0.680	10:49:46.822
3	1:42.153	+0.049	10:51:28.975
4	1:42.310	+0.206	10:53:11.285
5	1:42.755	+0.651	10:54:54.040
6	1:42.145	+0.041	10:56:36.185
7	1:42.212	+0.108	10:58:18.397
8	<b>1:42.104</b>		11:00:00.501
9	1:42.778	+0.674	11:01:43.279

<b>(55) Daniel MCKAY</b>			
1			10:48:25.150
2	1:54.433	+11.993	10:50:19.583
3	1:50.338	+7.898	10:52:09.921
4	1:49.404	+6.964	10:53:59.325
5	1:47.486	+5.046	10:55:46.811
6	1:45.430	+2.990	10:57:32.241
7	<b>1:42.440</b>		10:59:14.681
8	1:42.934	+0.494	11:00:57.615

<b>(41) Malcolm DEARNLEY</b>			
1			10:48:43.752
2	1:48.760	+6.082	10:50:32.512
3	1:45.618	+2.940	10:52:18.130
4	1:44.236	+1.558	10:54:02.366
5	1:45.801	+3.123	10:55:48.167
6	1:47.268	+4.590	10:57:35.435
7	<b>1:42.678</b>		10:59:18.113

<b>(11) Martin ADDISON</b>			
1			10:48:42.422

Clerk of the Course - Chris Gibson

Orbits 4

Sig. Time

www.amb-it.com

Chief Timekeeper - Ian Sharp (SMART)

www.mylaps.com

Times available on www.mylaps.com & www.smart-timing.co.uk

Licensed to: SMART

Printed: 12/09/2011 09:10:04

Page 1/2

Lap	Lap Tm	Diff	Time of Day
2	<b>1:49.954</b>	+6.694	10:50:32.376
3	<b>1:46.858</b>	+3.598	10:52:19.234
4	<b>1:55.954</b>	+12.694	10:54:15.188
5	<b>1:44.908</b>	+1.648	10:56:00.096
6	<b>1:43.260</b>		10:57:43.356
7	1:43.483	+0.223	10:59:26.839
8	1:44.867	+1.607	11:01:11.706

## (42) David HEWITSON

1			10:48:41.457
2	1:49.554	+4.390	10:50:31.011
3	1:47.314	+2.150	10:52:18.325
4	1:49.705	+4.541	10:54:08.030
5	1:47.521	+2.357	10:55:55.551
6	<b>1:45.164</b>		10:57:40.715
7	1:45.778	+0.614	10:59:26.493
8	1:48.262	+3.098	11:01:14.755

## (32) Simon BAKER

1			10:48:27.992
2	1:53.948	+8.128	10:50:21.940
3	1:50.115	+4.295	10:52:12.055
4	1:47.076	+1.256	10:53:59.131
5	1:52.781	+6.961	10:55:51.912
6	1:47.208	+1.388	10:57:39.120
7	<b>1:45.820</b>		10:59:24.940
8	1:46.707	+0.887	11:01:11.647

## (5) Terry WRIGHT

1			10:48:20.085
2	1:50.197	+3.767	10:50:10.282
3	1:46.946	+0.516	10:51:57.228
4	<b>1:46.430</b>		10:53:43.658
5	1:51.112	+4.682	10:55:34.770
6	1:46.819	+0.389	10:57:21.589
7	1:50.380	+3.950	10:59:11.969
8	1:52.012	+5.582	11:01:03.981

## (62) Ben TROSSELL

1			10:48:55.172
2	1:58.077	+10.010	10:50:53.249
3	1:51.914	+3.847	10:52:45.163
4	1:50.708	+2.641	10:54:35.871
5	1:49.285	+1.218	10:56:25.156
6	1:50.056	+1.989	10:58:15.212
7	<b>1:48.067</b>		11:00:03.279
8	1:49.270	+1.203	11:01:52.549

## (72) Andrew BLYTHE

1			10:49:08.728
2	1:52.104	+4.031	10:51:00.832
3	2:02.899	+14.826	10:53:03.731
4	1:52.108	+4.035	10:54:55.839
5	1:59.197	+11.124	10:56:55.036
6	1:49.114	+1.041	10:58:44.150
7	<b>1:48.073</b>		11:00:32.223
8	2:05.780	+17.707	11:02:38.003

## (33) Steve DALBY

1			10:48:56.444
2	1:59.843	+11.425	10:50:56.287

Lap	Lap Tm	Diff	Time of Day
3	<b>2:02.297</b>	+13.879	10:52:58.584
4	<b>1:49.777</b>	+1.359	10:54:48.361
5	<b>2:02.193</b>	+13.775	10:56:50.554
6	<b>1:56.481</b>	+8.063	10:58:47.035
7	<b>1:48.418</b>		11:00:35.453
8	1:59.754	+11.336	11:02:35.207

## (34) Michael STANLEY

1			10:48:48.096
2	1:57.548	+8.184	10:50:45.644
3	1:59.327	+9.963	10:52:44.971
4	1:51.840	+2.476	10:54:36.811
5	<b>1:49.364</b>		10:56:26.175
6	2:13.913	+24.549	10:58:40.088
7	1:51.362	+1.998	11:00:31.450
8	2:23.359	+33.995	11:02:54.809

## (37) Helen ALLEN

1			10:48:44.629
2	2:11.153	+16.049	10:50:55.782
3	2:03.994	+8.890	10:52:59.776
4	2:02.691	+7.587	10:55:02.467
5	<b>1:55.104</b>		10:56:57.571
6	1:56.333	+1.229	10:58:53.904
7	1:57.980	+2.876	11:00:51.884
8	1:56.374	+1.270	11:02:48.258

## (19) John KENNEDY

1			10:48:59.326
2	1:58.496	+3.185	10:50:57.822
3	2:00.638	+5.327	10:52:58.460
4	1:55.804	+0.493	10:54:54.264
5	1:56.007	+0.696	10:56:50.271
6	2:00.078	+4.767	10:58:50.349
7	1:56.251	+0.940	11:00:46.600
8	<b>1:55.311</b>		11:02:41.911



DDMC Race Meeting

NSSCC B,C,D & H Championship

Race 3 - Round 11

Race (15:00 and 1 Laps)

Croft 2.100 Miles

10/09/2011 14:50

POLE POSITION

**2**  
15 David COX  
1:36.962

**4**  
49 Mike WILLIAMSON  
1:38.621

**6**  
67 Peter DIXON  
1:38.728

**8**  
46 Ian HUMPISH  
1:39.019

**10**  
70 Mark ARMSTRONG  
1:39.791

**12**  
47 Stephen MAUDE  
1:41.349

**14**  
18 Brian MORRIS  
1:42.037

**16**  
55 Daniel McKAY  
1:42.440

**18**  
11 Martin ADDISON  
1:43.260

**20**  
32 Simon BAKER  
1:45.820

**1**  
44 Michael CUTT  
1:34.510

**3**  
21 Ken HALL  
1:37.230

**5**  
89 Stephen KELL  
1:38.673

**7**  
1 Paul MOSS  
1:38.842

**9**  
53 Jason SOUTH  
1:39.297

**11**  
17 Simon GIBSON  
1:40.390

**13**  
2 Daniel IRVING  
1:41.605

**15**  
16 Mick STARKEY  
1:42.104

**17**  
41 Malcolm DEARNLEY  
1:42.678

**19**  
42 David HEWITSON  
1:45.164

**1**

**2**

**3**

**4**

**5**

**6**

**7**

**8**

**9**

**10**

Clerk of the Course - Chris Gibson

Sig. Time

Chief Timekeeper - Ian Sharp (SMART)

Times available on [www.mylaps.com](http://www.mylaps.com) & [www.smart-timing.co.uk](http://www.smart-timing.co.uk)

Orbits 4

[www.amb-it.com](http://www.amb-it.com)

[www.mylaps.com](http://www.mylaps.com)

Licensed to: SMART

DDMC Race Meeting

NSSCC B,C,D & H Championship

Croft 2.100 Miles

Race 3 - Round 11

10/09/2011 14:50

Race (15:00 and 1 Laps)

22

62 Ben TROSSELL  
1:48.067

24

33 Steve DALBY  
1:48.418

26

37 Helen ALLEN  
1:55.104

21

5 Terry WRIGHT  
1:46.430

23

72 Andrew BLYTHE  
1:48.073

25

34 Michael STANLEY  
1:49.364

27

19 John KENNEDY  
1:55.311

11

12

13

14

Date : 12/09/2011  
Time : 11:09

# Scottish Motorsports Automatic Race Timing (S.M.A.R.T)

Telephone 01896 752447

## Grid Sheet

### Race 11 Northern Saloon & Sports Car Championship - Classe's B, C, D & H - Race 2

Start Time :  
Finish Time :

Road :  
Weather :

#### FRONT

			<i>POLE</i>
Position No. 2	15	Position No. 1	44
Position No. 4	46	Position No. 3	21
Position No. 6	89	Position No. 5	1
Position No. 8	53	Position No. 7	67
Position No. 10	70	Position No. 9	49
Position No. 12	47	Position No. 11	17
Position No. 14	16	Position No. 13	2
Position No. 16	55	Position No. 15	18
Position No. 18	41	Position No. 17	11
Position No. 20	32	Position No. 19	42
Position No. 22	72	Position No. 21	5
Position No. 24	33	Position No. 23	62
Position No. 26	19	Position No. 25	34
Position No. 28		Position No. 27	37
Position No. 30		Position No. 29	

Lancaster Insurance MGOC

Croft 2.100 Miles

Practice 5

10/09/2011 11:00

Practice (15:00 Time) started at 11:11:10

Pos	No.	Name	Make/Model	CC	Class	Laps	Best Tm	Diff n Lap	Best Spd	2nd Best
1	27	Peter HIGTON	MGF	1800	F	9	1:44.930		72.048	1:44.983
2	10	Nick GOLHAR	MG ZR160	1800	Z	8	1:45.632	0.702	71.569	1:48.099
3	8	Paul WISBEY	MGF	1800	F	9	1:46.100	1.170	71.254	1:46.209
4	42	Simon KENDRICK	MGF	1800	F	8	1:47.066	2.136	70.611	1:48.163
5	66	Will SHARPE	MG Midget	1800	A	6	1:48.556	3.626	69.641	1:48.980
6	47	Brian BUTLER	MGF	1800	F	8	1:49.685	4.755	68.925	1:49.975
7	2	Jim BAYMAN	MGB Roadster	1860	A	3	1:53.662	8.732	66.513	2:00.721
8	37	John Robert KIMBER	MGB GT	1800	A	8	1:54.572	9.642	65.985	1:55.363
9	25	Kevin BROADLEY	MGB GT	1880	A	3	1:55.397	10.467	65.513	1:58.182
10	31	Sam SMITH	MGF	1800	F	3	1:56.094	11.164	65.120	4:05.736
11	18	Kieron HAYES	MGB GT	1880	A	7	1:57.954	13.024	64.093	2:00.447
12	24	Phillip ESPINASSE	MGB GT	1880	A	8	2:00.510	15.580	62.733	2:00.828
13	16	John H FLETCHER	MGB GT	1800	A	7	2:09.047	24.117	58.583	2:12.226

## DDMC Race Meeting

Lancaster Insurance MGOC

Practice 5

Practice (15:00 Time) started at 11:11:10

Croft 2.100 Miles

10/09/2011 11:00

Lap	Lap Tm	Diff	Time of Day
<b>(27) Peter HIGTON</b>			
1			11:13:08.539
2	<b>1:45.858</b>	+0.928	11:14:54.397
3	<b>1:45.441</b>	+0.511	11:16:39.838
4	<b>1:44.930</b>		11:18:24.768
5	1:44.983	+0.053	11:20:09.751
6	1:45.167	+0.237	11:21:54.918
7	1:45.135	+0.205	11:23:40.053
8	1:45.362	+0.432	11:25:25.415
9	1:45.728	+0.798	11:27:11.143

Lap	Lap Tm	Diff	Time of Day
<b>(10) Nick GOLHAR</b>			
1			11:13:49.220
2	1:57.790	+12.158	11:15:47.010
3	1:54.577	+8.945	11:17:41.587
4	1:51.855	+6.223	11:19:33.442
5	1:49.775	+4.143	11:21:23.217
6	1:48.118	+2.486	11:23:11.335
7	1:48.099	+2.467	11:24:59.434
8	<b>1:45.632</b>		11:26:45.066

Lap	Lap Tm	Diff	Time of Day
<b>(8) Paul WISBEY</b>			
1			11:13:14.689
2	1:48.214	+2.114	11:15:02.903
3	1:46.209	+0.109	11:16:49.112
4	1:47.183	+1.083	11:18:36.295
5	1:46.619	+0.519	11:20:22.914
6	1:47.497	+1.397	11:22:10.411
7	1:46.908	+0.808	11:23:57.319
8	1:46.515	+0.415	11:25:43.834
9	<b>1:46.100</b>		11:27:29.934

Lap	Lap Tm	Diff	Time of Day
<b>(42) Simon KENDRICK</b>			
1			11:13:38.088
2	2:02.303	+15.237	11:15:40.391
3	1:54.409	+7.343	11:17:34.800
4	1:50.562	+3.496	11:19:25.362
5	1:48.673	+1.607	11:21:14.035
6	1:48.163	+1.097	11:23:02.198
7	1:59.071	+12.005	11:25:01.269
8	<b>1:47.066</b>		11:26:48.335

Lap	Lap Tm	Diff	Time of Day
<b>(66) Will SHARPE</b>			
1			11:13:14.632
2	1:51.627	+3.071	11:15:06.259
3	1:48.980	+0.424	11:16:55.239
4	<b>1:48.556</b>		11:18:43.795
5	1:49.077	+0.521	11:20:32.872
6	1:59.028	+10.472	11:22:31.900

Lap	Lap Tm	Diff	Time of Day
<b>(47) Brian BUTLER</b>			
1			11:13:54.774
2	1:58.028	+8.343	11:15:52.802
3	1:54.992	+5.307	11:17:47.794
4	1:54.632	+4.947	11:19:42.426
5	1:53.900	+4.215	11:21:36.326
6	1:50.415	+0.730	11:23:26.741
7	1:49.975	+0.290	11:25:16.716
8	<b>1:49.685</b>		11:27:06.401

Lap	Lap Tm	Diff	Time of Day
<b>(2) Jim BAYMAN</b>			
1			11:13:38.038
2	<b>2:00.721</b>	+7.059	11:15:38.759
3	<b>1:53.662</b>		11:17:32.421

Lap	Lap Tm	Diff	Time of Day
<b>(37) John Robert KIMBER</b>			
1			11:13:56.310
2	2:08.007	+13.435	11:16:04.317
3	1:58.515	+3.943	11:18:02.832
4	1:59.290	+4.718	11:20:02.122
5	<b>1:54.572</b>		11:21:56.694
6	1:55.363	+0.791	11:23:52.057
7	1:56.204	+1.632	11:25:48.261
8	1:55.511	+0.939	11:27:43.772

Lap	Lap Tm	Diff	Time of Day
<b>(25) Kevin BROADLEY</b>			
1			11:13:40.237
2	1:58.182	+2.785	11:15:38.419
3	<b>1:55.397</b>		11:17:33.816

Lap	Lap Tm	Diff	Time of Day
<b>(31) Sam SMITH</b>			
1			11:13:53.501
2	<b>1:56.094</b>		11:15:49.595
p3	4:05.736	+2:09.642	11:19:55.332

Lap	Lap Tm	Diff	Time of Day
<b>(18) Kieron HAYES</b>			
1			11:13:53.344
2	2:12.118	+14.164	11:16:05.462
3	2:00.469	+2.515	11:18:05.931
4	2:07.887	+9.933	11:20:13.818
5	2:02.010	+4.056	11:22:15.828
6	2:00.447	+2.493	11:24:16.275
7	<b>1:57.954</b>		11:26:14.229

Lap	Lap Tm	Diff	Time of Day
<b>(24) Phillip ESPINASSE</b>			
1			11:13:35.407
2	2:07.694	+7.184	11:15:43.101
3	2:05.761	+5.251	11:17:48.862
4	2:05.968	+5.458	11:19:54.830
5	2:01.253	+0.743	11:21:56.083
6	2:02.333	+1.823	11:23:58.416
7	2:00.828	+0.318	11:25:59.244
8	<b>2:00.510</b>		11:27:59.754

Lap	Lap Tm	Diff	Time of Day
<b>(16) John H FLETCHER</b>			
1			11:14:20.520
2	2:22.790	+13.743	11:16:43.310
3	2:16.360	+7.313	11:18:59.670
4	2:12.226	+3.179	11:21:11.896
5	2:12.868	+3.821	11:23:24.764
6	2:13.195	+4.148	11:25:37.959
7	<b>2:09.047</b>		11:27:47.006

Clerk of the Course - Chris Gibson

Sig. Time

Chief Timekeeper - Ian Sharp (SMART)

Times available on www.mylaps.com &amp; www.smart-timing.co.uk

Printed: 12/09/2011 08:54:15

Orbits 4

www.amb-it.com

www.mylaps.com

Licensed to: SMART

DDMC Race Meeting

Lancaster Insurance MGOC

Race 4 - First Race

Race (15:00 Time)

Croft 2.100 Miles

10/09/2011 15:20

POLE POSITION

**2**  
10 Nick GOLHAR  
1:45.632

**4**  
42 Simon KENDRICK  
1:47.066

**6**  
47 Brian BUTLER  
1:49.685

**8**  
37 John Robert KIMBER  
1:54.572

**10**  
31 Sam SMITH  
1:56.094

**12**  
24 Phillip ESPINASSE  
2:00.510

**1**  
27 Peter HIGTON  
1:44.930

**3**  
8 Paul WISBEY  
1:46.100

**5**  
66 Will SHARPE  
1:48.556

**7**  
2 Jim BAYMAN  
1:53.662

**9**  
25 Kevin BROADLEY  
1:55.397

**11**  
18 Kieron HAYES  
1:57.954

**13**  
16 John H FLETCHER  
2:09.047

1

2

3

4

5

6

7

Date : 12/09/2011  
Time : 11:10

# Scottish Motorsports Automatic Race Timing (S.M.A.R.T)

Telephone 01896 752447

## Grid Sheet

### Race 12 Lancaster Insurance MGOC - Race 2

Start Time :  
Finish Time :

Road :  
Weather :

### FRONT

Group C

Position No. 2

8

Position No. 4

42

Position No. 6

47

Position No. 8

25

Position No. 10

2

Position No. 12

16

Position No. 14

Position No. 16

Position No. 18

Position No. 20

Position No. 22

Position No. 24

Position No. 26

Position No. 28

Position No. 30

Group A

Position No. 1

*POLE*

27

Position No. 3

10

Position No. 5

66

Position No. 7

37

Position No. 9

18

Position No. 11

24

Position No. 13

31

Position No. 15

Position No. 17

Position No. 19

Position No. 21

Position No. 23

Position No. 25

Position No. 27

Position No. 29

NSSCC A &amp; E Championship

Croft 2.100 Miles

Practice 6

10/09/2011 11:25

Practice (15:00 Time) started at 11:34:22

Pos	No.	Name	Make/Model	CC	Class	C	Laps	Best Tm	Diff n Lap	Best Spd	2nd Best
1	90	Jeff WILSON	Lotus Elise	2263	A2		8	1:26.654		87.244	1:27.916
2	50	Bill ADDISON	Caterham Supersport	1998	A2		10	1:29.185	2.531	84.768	1:30.304
3	54	Andrew MORRISON	Seat Leon Cupra	1994	A1		9	1:31.869	5.215	82.291	1:32.390
4	73	Colin STEWART	Caterham CSR	2300	A1		9	1:34.349	7.695	80.128	1:35.296
5	48	Ron HARPER	Triumph Spitfire	1997	A2		9	1:35.259	8.605	79.363	1:35.816
6	8	David BOTTERILL	Porsche 944	3000T	A1		10	1:37.318	10.664	77.683	1:37.383
7	43	Alex RAE	Ginetta G20	1999	E1		9	1:37.754	11.100	77.337	1:38.288
8	40	Neil CLAXTON	Suzuki SC100	1300	A2		9	1:37.771	11.117	77.324	1:39.580
9	58	Chris WHITELEY	Seat Cupra R	1800	A1		9	1:38.241	11.587	76.954	1:38.475
10	7	Phil MORRIS	Caterham 7	1600	E1		8	1:38.370	11.716	76.853	1:39.776
11	91	Stuart CARR	Caterham CSR	2300	A2		9	1:38.506	11.852	76.747	1:41.520
12	57	Brian MURPHY	Ginetta G20	1800	E1		9	1:38.581	11.927	76.688	1:38.637
13	4	David BONE	Westfield SeiW	2000	A2		3	1:39.089	12.435	76.295	1:44.859
14	24	Alan McPHERSON	Formula 27	998	E2		9	1:39.406	12.752	76.052	1:39.642
15	77	Mark LEYBOURNE	Westfield SEWi	1600	E3		8	1:40.211	13.557	75.441	1:40.616
16	51	Martyn LIGHTFOOT	Raw Striker	1600	E3		9	1:40.481	13.827	75.238	1:41.091
17	6	James HAMILL	Terratrain Saturn	1800	E1		9	1:41.160	14.506	74.733	1:41.716
18	3	Martin LOFTHOUSE	Triumph TR8	4200	A1		4	1:43.980	17.326	72.706	1:46.767
19	25	Bob CLAXTON	Renault 21	2000	A1		9	1:44.737	18.083	72.181	1:45.246
20	36	Clinton EWEN	Austin Mini	1460	A2		8	1:45.123	18.469	71.916	1:52.889
21	59	John STEPHENS	Ginetta G20	1800	E1		8	1:49.716	23.062	68.905	1:53.342
22	22	Simon MAYNE	Fisher Fury	918	E2		1			-	

Clerk of the Course - Chris Gibson

Orbits 4

Sig. Time

www.amb-it.com

Chief Timekeeper - Ian Sharp (SMART)

www.mylaps.com

Times available on www.mylaps.com &amp; www.smart-timing.co.uk

Licensed to: SMART





DDMC Race Meeting


NSSCC A & E Championship

Croft 2.100 Miles

Practice 6

10/09/2011 11:25

Practice (15:00 Time) started at 11:34:22



Lap	Lap Tm	Diff	Time of Day
2	<b>1:46.767</b>	+2.787	11:38:33.026
3	<b>1:43.980</b>		11:40:17.006
4	2:23.591	+39.611	11:42:40.598

(25) Bob CLAXTON

Lap	Lap Tm	Diff	Time of Day
1			11:36:29.077
2	1:51.853	+7.116	11:38:20.930
3	1:47.553	+2.816	11:40:08.483
4	1:48.272	+3.535	11:41:56.755
5	1:48.129	+3.392	11:43:44.884
6	<b>1:44.737</b>		11:45:29.621
7	1:45.246	+0.509	11:47:14.867
8	1:47.180	+2.443	11:49:02.047
9	1:45.545	+0.808	11:50:47.592

(36) Clinton EWEN

Lap	Lap Tm	Diff	Time of Day
1			11:36:37.837
2	1:52.889	+7.766	11:38:30.726
3	<b>1:45.123</b>		11:40:15.849
4	1:59.662	+14.539	11:42:15.511
5	1:59.685	+14.562	11:44:15.196
6	1:54.489	+9.366	11:46:09.685
7	1:58.363	+13.240	11:48:08.048
8	1:57.661	+12.538	11:50:05.709

(59) John STEPHENS

Lap	Lap Tm	Diff	Time of Day
1			11:36:09.113
2	1:56.928	+7.212	11:38:06.041
3	1:56.517	+6.801	11:40:02.558
4	1:57.491	+7.775	11:42:00.049
5	1:53.342	+3.626	11:43:53.391
6	1:55.379	+5.663	11:45:48.770
7	1:53.804	+4.088	11:47:42.574
8	<b>1:49.716</b>		11:49:32.290

(22) Simon MAYNE

Lap	Lap Tm	Diff	Time of Day
1			11:36:12.104

Lap	Lap Tm	Diff	Time of Day
-----	--------	------	-------------

Lap	Lap Tm	Diff	Time of Day
-----	--------	------	-------------

Clerk of the Course - Chris Gibson

Orbits 4

Sig. Time

www.amb-it.com

Chief Timekeeper - Ian Sharp (SMART)

www.mylaps.com

Times available on www.mylaps.com & www.smart-timing.co.uk

Licensed to: SMART

POLE POSITION

**2**  
 50 Bill ADDISON  
 1:29.185

**4**  
 73 Colin STEWART  
 1:34.349

**6**  
 8 David BOTTERILL  
 1:37.318

**8**  
 40 Neil CLAXTON  
 1:37.771

**10**  
 7 Phil MORRIS  
 1:38.370

**12**  
 57 Brian MURPHY  
 1:38.581

**14**  
 24 Alan McPHERSON  
 1:39.406

**16**  
 51 Martyn LIGHTFOOT  
 1:40.481

**18**  
 3 Martin LOFTHOUSE  
 1:43.980

**20**  
 36 Clinton EWEN  
 1:45.123

**1**  
 90 Jeff WILSON  
 1:26.654

**3**  
 54 Andrew MORRISON  
 1:31.869

**5**  
 48 Ron HARPER  
 1:35.259

**7**  
 43 Alex RAE  
 1:37.754

**9**  
 58 Chris WHITELEY  
 1:38.241

**11**  
 91 Stuart CARR  
 1:38.506

**13**  
 4 David BONE  
 1:39.089

**15**  
 77 Mark LEYBOURNE  
 1:40.211

**17**  
 6 James HAMILL  
 1:41.160

**19**  
 25 Bob CLAXTON  
 1:44.737

1

2

3

4

5

6

7

8

9

10



22

22 Simon MAYNE

21

59 John STEPHENS  
1:49.716

11

Date : 12/09/2011  
Time : 11:12

# Scottish Motorsports Automatic Race Timing (S.M.A.R.T)

Telephone 01896 752447

## Grid Sheet

### Race 14 Northern Saloon & Sports Car Championship - Classe's A & E - Race 2

Start Time :  
Finish Time :

Road :  
Weather :

#### FRONT

			<i>POLE</i>
Position No. 2	50	Position No. 1	90
Position No. 4	73	Position No. 3	54
Position No. 6	8	Position No. 5	48
Position No. 8	58	Position No. 7	43
Position No. 10	40	Position No. 9	57
Position No. 12	7	Position No. 11	24
Position No. 14	51	Position No. 13	77
Position No. 16	6	Position No. 15	91
Position No. 18	25	Position No. 17	4
Position No. 20	36	Position No. 19	3
Position No. 22	22	Position No. 21	59
Position No. 24		Position No. 23	
Position No. 26		Position No. 25	
Position No. 28		Position No. 27	
Position No. 30		Position No. 29	

MGCC Cockshoot Cup

Croft 2.100 Miles

Practice 7

10/09/2011 12:05

Practice (15:00 Time) started at 11:57:18

Pos	No.	Name	Make/Model	CC	Class	Laps	Best Tm	Diff n Lap	Best Spd	2nd Best
1	83	David COULTHARD	MG ZR160	1800	C	9	1:40.005		75.596	1:40.522
2	16	Mike PETERS	MG Midget	1500	B	9	1:41.589	1.584	74.418	1:42.051
3	7	Ashley WOODWARD	MG ZR180	2500	C	9	1:45.249	5.244	71.830	1:45.454
4	69	Peter BRAMBLE	MGB Roadster	1950	B	9	1:45.322	5.317	71.780	1:45.398
5	24	Stephen MCKIE	MGB GT	3500	B	8	1:45.532	5.527	71.637	1:46.601
6	33	Alan BATES	MGB GT	1950	B	8	1:46.782	6.777	70.798	1:46.827
7	64	Colin ELSTROP	TVR Grantura	1940	CL	9	1:47.155	7.150	70.552	1:47.302
8	44	Stephen IRVINE	MG ZR160	1800	A	9	1:48.991	8.986	69.364	1:49.375
9	1	Ian WRIGHT	MG Midget	1330	A	3	1:49.187	9.182	69.239	1:50.954
10	82	Helen WADDINGTON	MG ZR160	1800	C	8	1:49.318	9.313	69.156	1:49.514
11	43	Simon WOOD	MGB	1950	CL	8	1:49.396	9.391	69.107	1:49.937
12	25	Tim PATCHETT	MGB	1950	CL	8	1:49.554	9.549	69.007	1:49.628
13	52	Helen ELSTROP	Triumph Spitfire	1275	CL	8	1:51.573	11.568	67.758	1:51.813
14	35	Colin OFFLEY	Austin Healey Sprite	1275	A	8	1:51.821	11.816	67.608	1:52.732
15	36	Nick WILKINS	MGA	1950	CL	8	1:53.846	13.841	66.405	1:54.022
16	11	Brian IRELAND	MGA	1850	CL	8	1:59.830	19.825	63.089	2:01.729

## DDMC Race Meeting

## MGCC Cockshoot Cup

## Practice 7

Practice (15:00 Time) started at 11:57:18

Croft 2.100 Miles

10/09/2011 12:05

Lap	Lap Tm	Diff	Time of Day
<b>(83) David COULTHARD</b>			
1			11:59:11.882
2	<b>1:46.269</b>	+6.264	12:00:58.151
3	<b>1:43.107</b>	+3.102	12:02:41.258
4	<b>1:41.053</b>	+1.048	12:04:22.311
5	<b>1:41.678</b>	+1.673	12:06:03.989
6	<b>1:40.634</b>	+0.629	12:07:44.623
7	<b>1:41.515</b>	+1.510	12:09:26.138
8	<b>1:40.005</b>		12:11:06.143
9	1:40.522	+0.517	12:12:46.665

Lap	Lap Tm	Diff	Time of Day
<b>(16) Mike PETERS</b>			
1			11:58:55.162
2	1:46.676	+5.087	12:00:41.838
3	1:44.404	+2.815	12:02:26.242
4	1:44.391	+2.802	12:04:10.633
5	1:43.702	+2.113	12:05:54.335
6	1:43.122	+1.533	12:07:37.457
7	<b>1:41.589</b>		12:09:19.046
8	1:42.051	+0.462	12:11:01.097
9	1:43.464	+1.875	12:12:44.561

Lap	Lap Tm	Diff	Time of Day
<b>(7) Ashley WOODWARD</b>			
1			11:58:56.516
2	1:53.450	+8.201	12:00:49.966
3	1:49.062	+3.813	12:02:39.028
4	1:48.028	+2.779	12:04:27.056
5	1:46.619	+1.370	12:06:13.675
6	<b>1:45.249</b>		12:07:58.924
7	1:45.454	+0.205	12:09:44.378
8	1:45.574	+0.325	12:11:29.952
9	1:52.717	+7.468	12:13:22.669

Lap	Lap Tm	Diff	Time of Day
<b>(69) Peter BRAMBLE</b>			
1			11:58:43.493
2	1:46.431	+1.109	12:00:29.924
3	1:45.423	+0.101	12:02:15.347
4	1:45.937	+0.615	12:04:01.284
5	1:45.398	+0.076	12:05:46.682
6	1:46.233	+0.911	12:07:32.915
7	1:46.338	+1.016	12:09:19.253
8	<b>1:45.322</b>		12:11:04.575
9	1:47.141	+1.819	12:12:51.716

Lap	Lap Tm	Diff	Time of Day
<b>(24) Stephen McKIE</b>			
1			11:59:20.599
2	1:50.961	+5.429	12:01:11.560
3	1:46.601	+1.069	12:02:58.161
4	1:47.642	+2.110	12:04:45.803
5	<b>1:45.532</b>		12:06:31.335
6	1:47.860	+2.328	12:08:19.195
7	1:47.722	+2.190	12:10:06.917
8	2:11.866	+26.334	12:12:18.783

Lap	Lap Tm	Diff	Time of Day
<b>(33) Alan BATES</b>			
1			11:59:15.964
2	1:52.001	+5.219	12:01:07.965
3	1:48.019	+1.237	12:02:55.984
4	1:48.258	+1.476	12:04:44.242
5	<b>1:46.782</b>		12:06:31.024

Lap	Lap Tm	Diff	Time of Day
6	<b>1:48.948</b>	+2.166	12:08:19.972
7	<b>1:47.539</b>	+0.757	12:10:07.511
8	<b>1:46.827</b>	+0.045	12:11:54.338

Lap	Lap Tm	Diff	Time of Day
<b>(64) Colin ELSTROP</b>			
1			11:58:52.336
2	<b>1:53.298</b>	+6.143	12:00:45.634
3	<b>1:47.744</b>	+0.589	12:02:33.378
4	<b>1:47.672</b>	+0.517	12:04:21.050
5	<b>1:48.169</b>	+1.014	12:06:09.219
6	<b>1:47.155</b>		12:07:56.374
7	1:48.317	+1.162	12:09:44.691
8	1:47.459	+0.304	12:11:32.150
9	1:47.302	+0.147	12:13:19.452

Lap	Lap Tm	Diff	Time of Day
<b>(44) Stephen IRVINE</b>			
1			11:58:58.418
2	1:53.075	+4.084	12:00:51.493
3	1:50.620	+1.629	12:02:42.113
4	<b>1:48.991</b>		12:04:31.104
5	1:50.153	+1.162	12:06:21.257
6	1:50.264	+1.273	12:08:11.521
7	1:49.768	+0.777	12:10:01.289
8	1:49.536	+0.545	12:11:50.825
9	1:49.375	+0.384	12:13:40.200

Lap	Lap Tm	Diff	Time of Day
<b>(1) Ian WRIGHT</b>			
1			11:59:05.606
2	<b>1:49.187</b>		12:00:54.793
3	1:50.954	+1.767	12:02:45.747

Lap	Lap Tm	Diff	Time of Day
<b>(82) Helen WADDINGTON</b>			
1			11:59:18.380
2	1:55.675	+6.357	12:01:14.055
3	1:53.401	+4.083	12:03:07.456
4	1:52.654	+3.336	12:05:00.110
5	1:52.314	+2.996	12:06:52.424
6	<b>1:49.318</b>		12:08:41.742
7	1:49.514	+0.196	12:10:31.256
8	1:49.700	+0.382	12:12:20.956

Lap	Lap Tm	Diff	Time of Day
<b>(43) Simon WOOD</b>			
1			11:59:19.977
2	1:55.962	+6.566	12:01:15.939
3	1:51.524	+2.128	12:03:07.463
4	1:51.395	+1.999	12:04:58.858
5	1:49.937	+0.541	12:06:48.795
6	1:50.016	+0.620	12:08:38.811
7	1:49.943	+0.547	12:10:28.754
8	<b>1:49.396</b>		12:12:18.150

Lap	Lap Tm	Diff	Time of Day
<b>(25) Tim PATCHETT</b>			
1			11:59:28.833
2	1:51.080	+1.526	12:01:19.913
3	1:51.714	+2.160	12:03:11.627
4	1:52.029	+2.475	12:05:03.656
5	1:50.489	+0.935	12:06:54.145
6	<b>1:49.554</b>		12:08:43.699
7	1:49.628	+0.074	12:10:33.327
8	1:50.013	+0.459	12:12:23.340

Lap	Lap Tm	Diff	Time of Day
<b>(52) Helen ELSTROP</b>			
1			11:58:55.552
2	<b>1:54.777</b>	+3.204	12:00:50.329
3	<b>1:53.877</b>	+2.304	12:02:44.206
4	<b>1:53.244</b>	+1.671	12:04:37.450
5	<b>1:52.021</b>	+0.448	12:06:29.471
6	<b>1:52.760</b>	+1.187	12:08:22.231
7	<b>1:51.573</b>		12:10:13.804
8	1:51.813	+0.240	12:12:05.617

Lap	Lap Tm	Diff	Time of Day
<b>(35) Colin OFFLEY</b>			
1			11:59:06.584
2	1:54.478	+2.657	12:01:01.062
3	1:54.116	+2.295	12:02:55.178
4	1:55.132	+3.311	12:04:50.310
5	1:52.916	+1.095	12:06:43.226
6	1:52.732	+0.911	12:08:35.958
7	<b>1:51.821</b>		12:10:27.779
8	1:52.858	+1.037	12:12:20.637

Lap	Lap Tm	Diff	Time of Day
<b>(36) Nick WILKINS</b>			
1			11:59:22.346
2	1:54.436	+0.590	12:01:16.782
3	1:57.320	+3.474	12:03:14.102
4	1:55.111	+1.265	12:05:09.213
5	1:54.022	+0.176	12:07:03.235
6	1:54.171	+0.325	12:08:57.406
7	<b>1:53.846</b>		12:10:51.252
8	1:54.165	+0.319	12:12:45.417

Lap	Lap Tm	Diff	Time of Day
<b>(11) Brian IRELAND</b>			
1			11:59:29.185
2	2:03.415	+3.585	12:01:32.600
3	<b>1:59.830</b>		12:03:32.430
4	2:03.069	+3.239	12:05:35.499
5	2:05.891	+6.061	12:07:41.390
6	2:03.372	+3.542	12:09:44.762
7	2:02.055	+2.225	12:11:46.817
8	2:01.729	+1.899	12:13:48.546

Clerk of the Course - Chris Gibson

Orbits 4

Sig. Time  
 Chief Timekeeper - Ian Sharp (SMART)  
 Times available on www.mylaps.com & www.smart-timing.co.uk

www.amb-it.com  
 www.mylaps.com  
 Licensed to: SMART

DDMC Race Meeting

MGCC Cockshoot Cup

Race 7 - First Race

Race (15:00 Time)

Croft 2.100 Miles

10/09/2011 17:10

POLE POSITION

**2**  
16 Mike PETERS  
1:41.589

**4**  
69 Peter BRAMBLE  
1:45.322

**6**  
33 Alan BATES  
1:46.782

**8**  
44 Stephen IRVINE  
1:48.991

**10**  
82 Helen WADDINGTON  
1:49.318

**12**  
25 Tim PATCHETT  
1:49.554

**14**  
35 Colin OFFLEY  
1:51.821

**16**  
11 Brian IRELAND  
1:59.830

**1**  
83 David COULTHARD  
1:40.005

**3**  
7 Ashley WOODWARD  
1:45.249

**5**  
24 Stephen McKIE  
1:45.532

**7**  
64 Colin ELSTROP  
1:47.155

**9**  
1 Ian WRIGHT  
1:49.187

**11**  
43 Simon WOOD  
1:49.396

**13**  
52 Helen ELSTROP  
1:51.573

**15**  
36 Nick WILKINS  
1:53.846

**1**

**2**

**3**

**4**

**5**

**6**

**7**

**8**



Date : 12/09/2011  
Time : 11:13

# Scottish Motorsports Automatic Race Timing (S.M.A.R.T)

Telephone 01896 752447

## Grid Sheet

### Race 15 MG Cockhoot Cup - Race 2

Start Time :  
Finish Time :

Road :  
Weather :

### FRONT

			<i>POLE</i>
Position No. 2	16	Position No. 1	83
Position No. 4	7	Position No. 3	69
Position No. 6	33	Position No. 5	24
Position No. 8	44	Position No. 7	64
Position No. 10	25	Position No. 9	82
Position No. 12	1	Position No. 11	43
Position No. 14	35	Position No. 13	52
Position No. 16	11	Position No. 15	36
Position No. 18		Position No. 17	
Position No. 20		Position No. 19	
Position No. 22		Position No. 21	
Position No. 24		Position No. 23	
Position No. 26		Position No. 25	
Position No. 28		Position No. 27	
Position No. 30		Position No. 29	

Ma5da MX5 Mk3 Cup

Croft 2.100 Miles

Race 1 - First Race - AMENDED RESULT

10/09/2011 13:30

Race (20:00 Time) started at 13:36:22

Pos	No.	Name	Make/Model	CC	Class C	Laps	Total Tm	Diff	Best Tm	Best Spd
1	8	Adam GORE	Mazda MX5 Mk3	2000	MXC	13	22:00.992		1:39.998	75.602
2	18	Paul SHEARD	Mazda MX5 Mk3	2000	MXC	13	22:07.803	6.811	1:40.206	75.445
3	66	Chrissy PALMER	Mazda MX5 MK3	2000	MXC	13	22:10.836	9.844	1:40.424	75.281
4	16	Abbie EATON	Mazda MX5 Mk3	2000	MXC	13	22:11.382	10.390	1:41.046	74.817
5	99	Jonathan BLAKE	Mazda MX15R	1800	MXC	13	22:25.960	24.968	1:39.634	75.878
6	0	Alex LIVERSLEY	Maxda MX15R	1800	MXC	13	22:26.305	25.313	1:40.067	75.549
7	9	Simon GODDARD	Mazda MX5 Mk3	2000	MXC	13	22:29.472	28.480	1:42.183	73.985
8	23	Luca FURBATTO	Mazda MX5 Mk3	2000	MXC	13	22:31.817	30.825	1:42.170	73.994
9	68	Justin NEWNAM	Mazda MX5 Mk3	2000	MXC	13	22:45.780	44.788	1:43.064	73.352
10	21	Jim EDWARDS Snr	Mazda MX5 MK3	2000	MXC	13	22:59.152	58.160	1:42.956	73.429
11	11	Ryan CAFFERTY	Mazda MX5 Mk3	2000	MXC	13	22:59.851	58.859	1:43.751	72.867
12	28	James MAXFIELD	Mazda MX5 Mk3	2000	MXC	13	23:00.906	59.914	1:42.786	73.551
13	88	Michael PEARSON	Mazda MX15R	2000	MXC	12	22:22.139	1 Lap	1:48.899	69.422
14	96	Tania MANN	Mazda MX5 Mk3	1800	MXC	11	22:08.477	2 Laps	1:53.052	66.872
Not classified ()										
DNF	87	Will CHAPPEL	Maxda MX5 M3	1800	MXC	8	13:54.687	DNF	1:42.471	73.777
DNF	81	Luke HERBERT	Mazda MX5 MK3	2000	MXC	6	10:57.955	DNF	1:41.620	74.395
DNF	98	Nick DOUGILL	Mazda MX5 Mk3	2000	MXC	4	7:16.097	DNF	1:45.869	71.409
DQ	10	Tom ROCHE	Maxda MX5 Mk3	2000	MXC	13	22:16.200	DQ	1:40.762	75.028

## Announcements

17:03 AMENDED RESULT - Car No.10 - Excluded - C1.1.5 Driving standards.

Margin of Victory	Avg. Speed	Best Lap Tm	Best Spd	Best Lap by
6.811	74.399	1:39.634	75.878	99 - Jonathan BLAKE

Clerk of the Course - Chris Gibson

Orbits 4

Sig.

Time

www.amb-it.com

Chief Timekeeper - Ian Sharp (SMART)

www.mylaps.com

Times available on www.mylaps.com &amp; www.smart-timing.co.uk

Licensed to: SMART



DDMC Race Meeting


Ma5da MX5 Mk3 Cup

Croft 2.100 Miles

Race 1 - First Race - AMENDED RESULT

10/09/2011 13:30

Race (20:00 Time) started at 13:36:22



Lap	Lap Tm	Diff	Time of Day
2	<b>1:48.899</b>		13:40:27.072
3	1:50.633	+1.734	13:42:17.705
4	1:49.569	+0.670	13:44:07.274
5	1:49.832	+0.933	13:45:57.106
6	1:49.188	+0.289	13:47:46.294
7	1:49.711	+0.812	13:49:36.005
8	1:49.515	+0.616	13:51:25.520
9	1:48.968	+0.069	13:53:14.488
10	1:50.274	+1.375	13:55:04.762
11	1:50.346	+1.447	13:56:55.108
12	1:49.439	+0.540	13:58:44.547

(96) Tania MANN

1	1:55.082	+2.030	13:38:22.442
2	<b>1:53.052</b>		13:40:15.494
3	2:37.572	+44.520	13:42:53.066
4	1:56.626	+3.574	13:44:49.692
5	1:55.353	+2.301	13:46:45.045
6	2:10.247	+17.195	13:48:55.292
7	1:56.187	+3.135	13:50:51.479
8	1:55.541	+2.489	13:52:47.020
9	1:54.269	+1.217	13:54:41.289
10	1:54.766	+1.714	13:56:36.055
11	1:54.830	+1.778	13:58:30.885

(87) Will CHAPPEL

1	1:47.060	+4.589	13:38:12.577
2	1:43.292	+0.821	13:39:55.869
3	<b>1:42.471</b>		13:41:38.340
4	1:42.497	+0.026	13:43:20.837
5	1:42.854	+0.383	13:45:03.691
6	1:42.613	+0.142	13:46:46.304
7	1:47.415	+4.944	13:48:33.719
8	1:43.376	+0.905	13:50:17.095

(81) Luke HERBERT

1	1:48.451	+6.831	13:38:15.917
2	1:42.778	+1.158	13:39:58.695
3	<b>1:41.620</b>		13:41:40.315
4	1:41.750	+0.130	13:43:22.065
5	1:41.795	+0.175	13:45:03.860
6	2:16.503	+34.883	13:47:20.363

(98) Nick DOUGILL

1	1:52.161	+6.292	13:38:19.052
2	<b>1:45.869</b>		13:40:04.921
3	1:46.679	+0.810	13:41:51.600
4	1:46.905	+1.036	13:43:38.505

(10) Tom ROCHE

1	1:49.575	+8.813	13:38:14.554
2	1:42.130	+1.368	13:39:56.684
3	1:43.800	+3.038	13:41:40.484
4	1:44.134	+3.372	13:43:24.618
5	1:40.853	+0.091	13:45:05.471
6	1:43.792	+3.030	13:46:49.263
7	1:41.962	+1.200	13:48:31.225
8	1:41.039	+0.277	13:50:12.264
9	1:40.852	+0.090	13:51:53.116
10	1:41.200	+0.438	13:53:34.316
11	<b>1:40.762</b>		13:55:15.078

Lap	Lap Tm	Diff	Time of Day
12	<b>1:42.247</b>	+1.485	13:56:57.325
13	<b>1:41.283</b>	+0.521	13:58:38.608

Lap	Lap Tm	Diff	Time of Day
-----	--------	------	-------------

Clerk of the Course - Chris Gibson

Orbits 4

Sig. Time

www.amb-it.com

Chief Timekeeper - Ian Sharp (SMART)

www.mylaps.com

Times available on www.mylaps.com & www.smart-timing.co.uk

Licensed to: SMART

## Ma5da MX5 Mk3 Cup

Croft 2.100 Miles

## Race 1 - First Race - AMENDED RESULT

10/09/2011 13:30

Race (20:00 Time) started at 13:36:22

Competitors	Laps													
	0	1	2	3	4	5	6	7	8	9	10	11	12	13
Chrissy PALMER (66)	1	66	8	8	8	8	8	8	8	8	8	8	8	8
Paul SHEARD (18)	2	18	16	16	16	16	16	16	18	18	18	18	18	18
Adam GORE (8)	3	8	87	87	18	18	18	18	18	16	16	16	16	66
Abbie EATON (16)	4	16	21	18	87	87	87	87	66	66	66	66	66	16
Tom ROCHE (10)	5	10	68	10	81	81	81	66	10	10	10	10	10	10
Simon GODDARD (9)	6	9	10	9	10	66	66	10	87	87	9	99	99	99
Will CHAPPEL (87)	7	87	18	68	9	9	10	9	9	9	99	9	9	0
Jim EDWARDS Snr (21)	8	21	9	81	66	10	9	99	99	99	23	23	0	9
Justin NEWNAM (68)	9	68	28	66	28	28	23	23	23	23	0	0	23	23
Luca FURBATTO (23)	10	23	81	28	23	23	28	28	28	0	28	28	28	68
Nick DOUGILL (98)	11	98	23	23	68	21	99	21	21	28	68	68	68	21
Ryan CAFFERTY (11)	12	11	66	11	11	99	21	68	0	21	21	21	21	11
James MAXFIELD (28)	13	28	11	21	21	68	68	0	68	68	11	11	11	28
Tania MANN (96)	14	96	98	98	99	0	0	11	11	11	88	88	88	88
Luke HERBERT (81)	15	81	96	99	98	11	11	81	88	88	96	96	96	
Jonathan BLAKE (99)	16	99	99	0	0	98	88	88	96	96				
Alex LIVERSLEY (0)	17	0	0	96	88	88	96	96						
Michael PEARSON (88)	18	88	88	88	96	96								

Ma5da MX5 Mk1 Championship

Croft 2.100 Miles

Race 2 - Groups A-C

10/09/2011 14:10

Race started at 14:14:00

Pos	No.	Name	Make/Model	CC	Class Cc	Laps	Total Tm	Diff	Best Tm	Best Spd
1	90	Alan HENDERSON	Mazda MX5	1600	MX5	10	17:48.114		1:44.526	72.327
2	2	Tom ROCHE	Mazda MX5	1600	MX5	10	17:48.860	0.746	1:44.825	72.120
3	30	Wayne Le MONTAIS	Mazda MX5	1600	MX5	10	17:48.887	0.773	1:44.486	72.354
4	48	James B BALDWIN	Mazda MX5	1600	MX5	10	17:49.912	1.798	1:44.308	72.478
5	36	Andy COOMBS	Mazda MX5	1600	MX5	10	18:08.976	20.862	1:47.498	70.327
6	79	Andrew CHILDS	Mazda MX5	1600	MX5	10	18:12.191	24.077	1:46.165	71.210
7	17	Nick GILFILLAN	Mazda MX5	1600	MX5	10	18:15.591	27.477	1:46.962	70.679
8	21	Iain CAMERON	Mazda MX5	1600	MX5	10	18:17.175	29.061	1:46.782	70.798
9	46	Simon GODDARD	Mazda MX5	1600	MX5	10	18:18.210	30.096	1:46.600	70.919
10	45	Gary HUFFORD	Mazda MX5	1600	MX5	10	18:19.294	31.180	1:46.597	70.921
11	99	Jonathan BLAKE	Mazda MZ5	1600	MX5	10	18:19.756	31.642	1:46.340	71.093
12	13	Scott LEACH	Mazda MX5	1600	MX5	10	18:23.669	35.555	1:46.188	71.194
13	55	Martin STEVINSON	Mazda MX5	1600	MX5	10	18:25.148	37.034	1:45.575	71.608
14	100	Alyn ROBSON	Mazda MX5	1600	MX5	10	18:25.339	37.225	1:46.250	71.153
15	64	Andrew WRIGHT	Mazda MX5	1600	MX5	10	18:26.099	37.985	1:47.119	70.576
16	70	Daniel ROGERS	Mazda MX5	1600	MX5	10	18:27.118	39.004	1:46.984	70.665
17	52	Carly LATCHAM	Mazda MX5	1600	MX5	10	18:27.847	39.733	1:47.199	70.523
18	71	Steven ANDREW	Mazda MX5	1600	MX5	10	18:28.031	39.917	1:47.166	70.545
19	80	Tim HUTCHINSON	Mazda MX5	1600	MX5	10	18:28.126	40.012	1:46.416	71.042
20	34	David NEIDELL	Mazda MX5	1600	MX5	10	18:40.832	52.718	1:47.944	70.036
21	105	Roger CHESNEAU	Mazda MX5	1600	MX5	10	18:46.690	58.576	1:49.014	69.349
22	29	Nicholas HART	Mazda MX5	1600	MX5	10	18:47.430	59.316	1:49.293	69.172
23	66	Piers CHANDLER	Mazda MX5	1600	MX5	10	18:48.522	1:00.408	1:47.980	70.013
24	26	Paul YEOMANS	Mazda MX5	1600	MX5	10	19:10.669	1:22.555	1:50.889	68.176
25	130	Mark LITHERLAND	Mazda MX5	1600	MX5	10	19:17.355	1:29.241	1:50.822	68.218
26	94	Tania MANN	Mazda MX5	1600	MX5	10	19:26.709	1:38.595	1:52.862	66.984
27	68	Peter STRATTON	Mazda MX5	1800	MX5	9	18:14.653	1 Lap	1:55.593	65.402

## Not classified ()

DNF	12	Matthew LAMBERT	Mazda MX5	1600	MX5	8	14:21.017	DNF	1:44.710	72.199
DNF	63	Rhys JENKINS	Mazda MX5	1600	MX5	2	4:40.595	DNF	1:53.816	66.423

## Announcements

Race result declared early - Tyres on track.

Margin of Victory	Avg. Speed	Best Lap Tm	Best Spd	Best Lap by
0.746	70.779	1:44.308	72.478	48 - James B BALDWIN

Clerk of the Course - Chris Gibson

Orbits 4

Sig.

Time

www.amb-it.com

Chief Timekeeper - Ian Sharp (SMART)

www.mylaps.com

Times available on www.mylaps.com &amp; www.smart-timing.co.uk

Licensed to: SMART



Lap	Lap Tm	Diff	Time of Day
2	<b>2:00.595</b>	+13.611	14:17:59.479
3	<b>1:49.761</b>	+2.777	14:19:49.240
4	<b>1:49.499</b>	+2.515	14:21:38.739
5	<b>1:49.609</b>	+2.625	14:23:28.348
6	<b>1:48.541</b>	+1.557	14:25:16.889
7	<b>1:48.309</b>	+1.325	14:27:05.198
8	<b>1:46.984</b>		14:28:52.182
9	1:48.244	+1.260	14:30:40.426
10	1:47.531	+0.547	14:32:27.957

## (52) Carly LATCHAM

1	1:56.479	+9.280	14:16:02.698
2	1:54.010	+6.811	14:17:56.708
3	1:51.196	+3.997	14:19:47.904
4	1:50.411	+3.212	14:21:38.315
5	1:49.050	+1.851	14:23:27.365
6	1:49.245	+2.046	14:25:16.610
7	<b>1:47.199</b>		14:27:03.809
8	1:48.857	+1.658	14:28:52.666
9	1:48.578	+1.379	14:30:41.244
10	1:47.442	+0.243	14:32:28.686

## (71) Steven ANDREW

1	1:58.276	+11.110	14:16:05.777
2	1:54.531	+7.365	14:18:00.308
3	1:50.979	+3.813	14:19:51.287
4	1:48.509	+1.343	14:21:39.796
5	1:49.488	+2.322	14:23:29.284
6	1:48.217	+1.051	14:25:17.501
7	1:48.511	+1.345	14:27:06.012
8	1:47.448	+0.282	14:28:53.460
9	1:48.244	+1.078	14:30:41.704
10	<b>1:47.166</b>		14:32:28.870

## (80) Tim HUTCHINSON

1	2:00.373	+13.957	14:16:07.869
2	1:54.525	+8.109	14:18:02.394
3	1:51.086	+4.670	14:19:53.480
4	1:50.284	+3.868	14:21:43.764
5	1:48.023	+1.607	14:23:31.787
6	1:47.580	+1.164	14:25:19.367
7	<b>1:46.416</b>		14:27:05.783
8	1:47.088	+0.672	14:28:52.871
9	1:47.722	+1.306	14:30:40.593
10	1:48.372	+1.956	14:32:28.965

## (34) David NEIDELL

1	1:57.586	+9.642	14:16:05.269
2	1:52.840	+4.896	14:17:58.109
3	1:50.435	+2.491	14:19:48.544
4	1:49.349	+1.405	14:21:37.893
5	2:01.163	+13.219	14:23:39.056
6	1:48.391	+0.447	14:25:27.447
7	1:47.967	+0.023	14:27:15.414
8	1:48.593	+0.649	14:29:04.007
9	1:49.720	+1.776	14:30:53.727
10	<b>1:47.944</b>		14:32:41.671

## (105) Roger CHESNEAU

1	2:01.255	+12.241	14:16:09.011
2	1:52.688	+3.674	14:18:01.699

Lap	Lap Tm	Diff	Time of Day
3	<b>1:50.425</b>	+1.411	14:19:52.124
4	<b>1:49.516</b>	+0.502	14:21:41.640
5	<b>1:49.931</b>	+0.917	14:23:31.571
6	<b>1:50.913</b>	+1.899	14:25:22.484
7	<b>1:52.030</b>	+3.016	14:27:14.514
8	<b>1:52.721</b>	+3.707	14:29:07.235
9	<b>1:51.280</b>	+2.266	14:30:58.515
10	<b>1:49.014</b>		14:32:47.529

## (29) Nicholas HART

1	2:00.095	+10.802	14:16:08.046
2	1:53.337	+4.044	14:18:01.383
3	1:51.312	+2.019	14:19:52.695
4	1:52.342	+3.049	14:21:45.037
5	1:51.929	+2.636	14:23:36.966
6	1:51.080	+1.787	14:25:28.046
7	1:51.223	+1.930	14:27:19.269
8	1:50.085	+0.792	14:29:09.354
9	1:49.622	+0.329	14:30:58.976
10	<b>1:49.293</b>		14:32:48.269

## (66) Piers CHANDLER

1	2:04.748	+16.768	14:16:11.736
2	1:51.621	+3.641	14:18:03.357
3	1:56.487	+8.507	14:19:59.844
4	1:51.367	+3.387	14:21:51.211
5	1:52.191	+4.211	14:23:43.402
6	1:49.551	+1.571	14:25:32.953
7	1:49.066	+1.086	14:27:22.019
8	<b>1:47.980</b>		14:29:09.999
9	1:50.103	+2.123	14:31:00.102
10	1:49.259	+1.279	14:32:49.361

## (26) Paul YEOMANS

1	2:02.051	+11.162	14:16:10.358
2	1:54.312	+3.423	14:18:04.670
3	1:55.215	+4.326	14:19:59.885
4	1:54.308	+3.419	14:21:54.193
5	1:54.076	+3.187	14:23:48.269
6	1:52.234	+1.345	14:25:40.503
7	1:51.740	+0.851	14:27:32.243
8	<b>1:50.889</b>		14:29:23.132
9	1:52.010	+1.121	14:31:15.142
10	1:56.366	+5.477	14:33:11.508

## (130) Mark LITHERLAND

1	2:01.066	+10.244	14:16:09.682
2	2:09.419	+18.597	14:18:19.101
3	1:55.533	+4.711	14:20:14.634
4	1:53.883	+3.061	14:22:08.517
5	1:52.751	+1.929	14:24:01.268
6	1:52.438	+1.616	14:25:53.706
7	1:51.619	+0.797	14:27:45.325
8	<b>1:50.822</b>		14:29:36.147
9	1:51.077	+0.255	14:31:27.224
10	1:50.970	+0.148	14:33:18.194

## (94) Tania MANN

1	2:03.845	+10.983	14:16:12.259
2	1:57.380	+4.518	14:18:09.639
3	1:57.393	+4.531	14:20:07.032

Lap	Lap Tm	Diff	Time of Day
4	<b>1:57.547</b>	+4.685	14:22:04.579
5	<b>1:55.468</b>	+2.606	14:24:00.047
6	<b>1:55.502</b>	+2.640	14:25:55.549
7	<b>1:53.127</b>	+0.265	14:27:48.676
8	<b>1:52.862</b>		14:29:41.538
9	1:52.951	+0.089	14:31:34.489
10	1:53.059	+0.197	14:33:27.548

## (68) Peter STRATTON

1	2:13.579	+17.986	14:16:22.789
2	2:03.684	+8.091	14:18:26.473
3	1:57.792	+2.199	14:20:24.265
4	1:56.642	+1.049	14:22:20.907
5	1:56.296	+0.703	14:24:17.203
6	2:04.541	+8.948	14:26:21.744
7	1:57.840	+2.247	14:28:19.584
8	<b>1:55.593</b>		14:30:15.177
9	2:00.315	+4.722	14:32:15.492

## (12) Matthew LAMBERT

1	1:53.647	+8.937	14:15:57.661
2	1:47.760	+3.050	14:17:45.421
3	1:47.598	+2.888	14:19:33.019
4	1:46.471	+1.761	14:21:19.490
5	1:45.909	+1.199	14:23:05.399
6	1:46.299	+1.589	14:24:51.698
7	1:45.448	+0.738	14:26:37.146
8	<b>1:44.710</b>		14:28:21.856

## (63) Rhys JENKINS

1	<b>1:53.816</b>		14:15:59.062
p2	2:42.372	+48.556	14:18:41.434



## Ma5da MX5 Mk1 Championship

Croft 2.100 Miles

## Race 2 - Groups A-C

10/09/2011 14:10

Race started at 14:14:00

Competitors	Laps											
	0	1	2	3	4	5	6	7	8	9	10	
Wayne Le MONTAIS (30)	1	30	30	30	2	2	2	2	2	2	2	90
Tom ROCHE (2)	2	2	2	30	30	90	90	90	90	90	2	2
Alan HENDERSON (90)	3	90	48	90	90	90	30	30	30	30	30	30
James B BALDWIN (48)	4	48	90	12	12	12	12	48	48	48	48	48
Andy COOMBS (36)	5	36	12	36	48	48	48	12	12	12	36	36
Daniel ROGERS (70)	6	70	36	48	36	36	36	36	36	36	79	79
Andrew CHILDS (79)	7	79	70	79	79	79	79	79	79	79	17	17
Matthew LAMBERT (12)	8	12	63	21	21	21	21	21	21	17	21	21
Martin STEVINSON (55)	9	55	79	17	17	17	17	17	17	21	46	46
Gary HUFFORD (45)	10	45	21	45	45	46	46	46	46	46	45	45
Iain CAMERON (21)	11	21	45	55	46	45	45	99	45	99	99	99
Rhys JENKINS (63)	12	63	17	46	55	99	99	45	99	45	55	13
Nick GILFILLAN (17)	13	17	55	99	99	55	100	13	13	55	13	55
Jonathan BLAKE (99)	14	99	99	52	100	100	55	100	100	100	100	100
Carly LATCHAM (52)	15	52	46	100	13	13	13	55	55	13	64	64
Alyn ROBSON (100)	16	100	52	13	52	34	52	52	52	64	70	70
Andrew WRIGHT (64)	17	64	100	34	34	52	70	64	64	70	80	52
Simon GODDARD (46)	18	46	13	70	70	70	64	70	70	52	52	71
Scott LEACH (13)	19	13	64	64	64	64	71	71	80	80	71	80
Piers CHANDLER (66)	20	66	34	71	71	71	105	80	71	71	34	34
Tim HUTCHINSON (80)	21	80	71	29	105	105	80	105	105	34	105	105
Steven ANDREW (71)	22	71	80	105	29	80	29	34	34	105	29	29
David NEIDELL (34)	23	34	29	80	80	29	34	29	29	29	66	66
Roger CHESNEAU (105)	24	105	105	66	66	66	66	66	66	66	26	26
Nicholas HART (29)	25	29	130	26	26	26	26	26	26	26	130	130
Paul YEOMANS (26)	26	26	26	94	94	94	94	130	130	130	94	94
Tania MANN (94)	27	94	66	130	130	130	130	94	94	94	68	68
Mark LITHERLAND (130)	28	130	94	68	68	68	68	68	68	68	68	68
Peter STRATTON (68)	29	68	68	68	63							

Clerk of the Course - Chris Gibson

Orbits 4

Sig. Time  
 Chief Timekeeper - Ian Sharp (SMART)  
 Times available on [www.mylaps.com](http://www.mylaps.com) & [www.smart-timing.co.uk](http://www.smart-timing.co.uk)

[www.amb-it.com](http://www.amb-it.com)  
[www.mylaps.com](http://www.mylaps.com)  
 Licensed to: SMART

NSSCC B,C,D &amp; H Championship

Croft 2.100 Miles

Race 3 - Round 11

10/09/2011 14:50

Race (15:00 and 1 Laps) started at 14:52:44

Pos	No.	Name	Make/Model	CC	Class	Laps	Total Tm	Diff	Best Tm	Best Spd
1	44	Michael CUTT	BMW M3	2996	B	11	17:48.346		1:34.363	80.116
2	21	Ken HALL	Rover 6R4	2800	B	11	18:04.247	15.901	1:37.435	77.590
3	15	David COX	Peugeot 205	2000	C	11	18:08.518	20.172	1:36.913	78.008
4	49	Mike WILLIAMSON	Mitsubishi Evo	2000T	B	11	18:09.377	21.031	1:37.098	77.859
5	89	Stephen KELL	Ford Sierra XR4x4	2900	B	11	18:17.498	29.152	1:37.512	77.529
6	46	Ian HUMPHISH	VW Beetle RSi	3200	B	11	18:18.169	29.823	1:38.107	77.059
7	1	Paul MOSS	Citroen Saxo	1600	D	11	18:20.759	32.413	1:38.211	76.977
8	67	Peter DIXON	Honda Civic	1600	D	11	18:21.396	33.050	1:38.381	76.844
9	53	Jason SOUTH	Peugeot 205	1587	D	11	18:23.175	34.829	1:38.884	76.453
10	18	Brian MORRIS	Datsun 240Z	2353	H	11	18:48.028	59.682	1:40.404	75.296
11	70	Mark ARMSTRONG	Subaru	2000T	B	11	18:49.070	1:00.724	1:39.290	76.141
12	17	Simon GIBSON	Honda Integra	1600	D	11	19:00.061	1:11.715	1:41.970	74.139
13	55	Daniel McKAY	Ford Fiesta	1600	D	11	19:00.747	1:12.401	1:41.040	74.822
14	11	Martin ADDISON	Peugeot 106	1400	D	11	19:20.924	1:32.578	1:43.533	73.020
15	5	Terry WRIGHT	Rover 100	1600	D	11	19:30.398	1:42.052	1:44.347	72.451
16	2	Daniel IRVING	Mazda MX5	1600T	B	11	19:35.352	1:47.006	1:41.715	74.325
17	32	Simon BAKER	Ford Fiesta	1600	D	10	17:55.069	1 Lap	1:45.327	71.776
18	62	Ben TROSSELL	Citroen AX	1587	D	10	18:12.548	1 Lap	1:46.526	70.969
19	42	David HEWITSON	Toyota Supra	2997T	B	10	18:18.717	1 Lap	1:43.762	72.859
20	37	Helen ALLEN	Ford Fiesta	1600	D	10	19:14.175	1 Lap	1:52.903	66.960
21	72	Andrew BLYTHE	Porsche 924	2000	C	10	19:27.234	1 Lap	1:47.642	70.233
22	19	John KENNEDY	Ford Fiesta	1600	D	10	19:31.283	1 Lap	1:53.973	66.331
23	34	Michael STANLEY	Ford Fiesta	1600	D	10	19:40.043	1 Lap	1:52.696	67.083

## Not classified ()

DNF	33	Steve DALBY	Citroen Saxo	1587	D	8	14:37.254	DNF	1:46.586	70.929
DNF	16	Mick STARKEY	Ford Fiesta XR2	1600	D	3	7:29.680	DNF	1:50.521	68.403
DNF	47	Stephen MAUDE	Peugeot 307	1998	D	1	1:54.064	DNF	1:48.932	69.401
DNS	41	Malcolm DEARNLEY	Morgan 4/4	1820	H			DNS		-

Margin of Victory	Avg. Speed	Best Lap Tm	Best Spd	Best Lap by
15.901	77.840	1:34.363	80.116	44 - Michael CUTT

Clerk of the Course - Chris Gibson

Orbits 4

Sig.

Time

www.amb-it.com

Chief Timekeeper - Ian Sharp (SMART)

www.mylaps.com

Times available on www.mylaps.com &amp; www.smart-timing.co.uk

Licensed to: SMART



## DDMC Race Meeting

## NSSCC B,C,D &amp; H Championship

## Race 3 - Round 11

Race (15:00 and 1 Laps) started at 14:52:44

Croft 2.100 Miles

10/09/2011 14:50

Lap	Lap Tm	Diff	Time of Day
1	<b>1:49.756</b>	+5.409	14:54:41.006
2	<b>1:44.347</b>		14:56:25.353
3	1:44.585	+0.238	14:58:09.938
4	1:45.120	+0.773	14:59:55.058
5	1:46.347	+2.000	15:01:41.405
6	1:45.513	+1.166	15:03:26.918
7	1:44.733	+0.386	15:05:11.651
8	1:45.645	+1.298	15:06:57.296
9	1:45.726	+1.379	15:08:43.022
10	1:45.547	+1.200	15:10:28.569
11	1:46.701	+2.354	15:12:15.270

## (2) Daniel IRVING

1	1:45.871	+4.156	14:54:35.249
2	<b>1:41.715</b>		14:56:16.964
3	1:41.860	+0.145	14:57:58.824
4	1:42.102	+0.387	14:59:40.926
5	1:42.142	+0.427	15:01:23.068
6	1:44.717	+3.002	15:03:07.785
7	1:52.814	+11.099	15:05:00.599
8	1:50.188	+8.473	15:06:50.787
9	1:49.353	+7.638	15:08:40.140
10	1:49.134	+7.419	15:10:29.274
11	1:50.950	+9.235	15:12:20.224

## (32) Simon BAKER

1	1:52.652	+7.325	14:54:44.141
2	1:47.568	+2.241	14:56:31.709
3	<b>1:45.327</b>		14:58:17.036
4	1:45.697	+0.370	15:00:02.733
5	1:45.909	+0.582	15:01:48.642
6	1:46.035	+0.708	15:03:34.677
7	1:45.701	+0.374	15:05:20.378
8	1:46.280	+0.953	15:07:06.658
9	1:46.289	+0.962	15:08:52.947
10	1:46.994	+1.667	15:10:39.941

## (62) Ben TROSSELL

1	1:54.621	+8.095	14:54:46.799
2	1:50.151	+3.625	14:56:36.950
3	1:47.015	+0.489	14:58:23.965
4	1:47.947	+1.421	15:00:11.912
5	<b>1:46.526</b>		15:01:58.438
6	1:47.397	+0.871	15:03:45.835
7	1:46.731	+0.205	15:05:32.566
8	1:47.882	+1.356	15:07:20.448
9	1:47.931	+1.405	15:09:08.379
10	1:49.041	+2.515	15:10:57.420

## (42) David HEWITSON

1	1:52.645	+8.883	14:54:43.500
2	1:46.221	+2.459	14:56:29.721
3	1:45.615	+1.853	14:58:15.336
4	1:45.873	+2.111	15:00:01.209
5	1:45.704	+1.942	15:01:46.913
6	1:46.391	+2.629	15:03:33.304
7	1:45.929	+2.167	15:05:19.233
8	1:44.661	+0.899	15:07:03.894
9	<b>1:43.762</b>		15:08:47.656
10	2:15.933	+32.171	15:11:03.589

Lap	Lap Tm	Diff	Time of Day
(37) Helen ALLEN			
1	<b>1:59.374</b>	+6.471	14:54:52.456
2	<b>1:55.061</b>	+2.158	14:56:47.517
3	<b>1:54.296</b>	+1.393	14:58:41.813
4	<b>1:55.252</b>	+2.349	15:00:37.065
5	<b>1:53.206</b>	+0.303	15:02:30.271
6	<b>1:54.475</b>	+1.572	15:04:24.746
7	<b>1:52.903</b>		15:06:17.649
8	1:53.427	+0.524	15:08:11.076
9	1:54.868	+1.965	15:10:05.944
10	1:53.103	+0.200	15:11:59.047

## (72) Andrew BLYTHE

1	1:52.334	+4.692	14:54:44.782
2	1:49.757	+2.115	14:56:34.539
3	<b>1:47.642</b>		14:58:22.181
4	2:02.150	+14.508	15:00:24.331
5	1:50.536	+2.894	15:02:14.867
6	1:50.325	+2.683	15:04:05.192
7	1:56.078	+8.436	15:06:01.270
8	1:50.175	+2.533	15:07:51.445
9	1:48.581	+0.939	15:09:40.026
p10	2:32.080	+44.438	15:12:12.106

## (19) John KENNEDY

1	1:59.277	+5.304	14:54:52.042
2	1:56.734	+2.761	14:56:48.776
3	<b>1:53.973</b>		14:58:42.749
4	1:54.544	+0.571	15:00:37.293
5	1:54.022	+0.049	15:02:31.315
6	1:58.889	+4.916	15:04:30.204
7	1:55.251	+1.278	15:06:25.455
8	1:56.953	+2.980	15:08:22.408
9	1:56.740	+2.767	15:10:19.148
10	1:57.007	+3.034	15:12:16.155

## (34) Michael STANLEY

1	1:59.635	+6.939	14:54:53.526
2	1:55.284	+2.588	14:56:48.810
3	<b>1:52.696</b>		14:58:41.506
4	1:52.721	+0.025	15:00:34.227
5	1:53.959	+1.263	15:02:28.186
6	2:12.997	+20.301	15:04:41.183
7	1:55.216	+2.520	15:06:36.399
8	1:55.491	+2.795	15:08:31.890
9	1:54.528	+1.832	15:10:26.418
10	1:58.497	+5.801	15:12:24.915

## (33) Steve DALBY

1	1:56.007	+9.421	14:54:48.272
2	1:49.216	+2.630	14:56:37.488
3	1:47.004	+0.418	14:58:24.492
4	1:47.787	+1.201	15:00:12.279
5	1:47.007	+0.421	15:01:59.286
6	<b>1:46.586</b>		15:03:45.872
7	1:47.355	+0.769	15:05:33.227
8	1:48.899	+2.313	15:07:22.126

## (16) Mick STARKEY

1	<b>1:50.521</b>		14:54:40.427
p2	2:26.255	+35.734	14:57:06.682

Lap	Lap Tm	Diff	Time of Day
p3	<b>3:07.870</b>	+1:17.349	15:00:14.552
(47) Stephen MAUDE			
1	<b>1:48.932</b>		14:54:38.936

Clerk of the Course - Chris Gibson

Sig. Time  
 Chief Timekeeper - Ian Sharp (SMART)  
 Times available on www.mylaps.com & www.smart-timing.co.uk

Orbits 4

www.amb-it.com  
 www.mylaps.com  
 Licensed to: SMART

## NSSCC B,C,D &amp; H Championship

Croft 2.100 Miles

## Race 3 - Round 11

10/09/2011 14:50

Race (15:00 and 1 Laps) started at 14:52:44

Competitors	Laps												
		0	1	2	3	4	5	6	7	8	9	10	11
Michael CUTT (44)	1	44	44	44	44	44	44	44	44	44	44	44	44
David COX (15)	2	15	21	21	21	21	21	21	21	21	21	21	21
Ken HALL (21)	3	21	49	49	49	49	49	49	49	15	15	15	15
Mike WILLIAMSON (49)	4	49	15	15	15	15	15	15	15	49	49	49	49
Stephen KELL (89)	5	89	89	89	89	89	89	89	89	89	89	89	89
Peter DIXON (67)	6	67	46	46	46	46	46	46	46	46	46	46	46
Paul MOSS (1)	7	1	1	1	1	1	1	1	1	1	1	1	1
Ian HUMPISSH (46)	8	46	67	67	67	67	67	67	67	67	67	67	67
Jason SOUTH (53)	9	53	53	53	53	53	53	53	53	53	53	53	53
Simon GIBSON (17)	10	17	18	18	18	18	18	18	18	18	18	18	18
Brian MORRIS (18)	11	18	17	17	2	2	2	17	17	17	17	17	17
Daniel IRVING (2)	12	2	2	2	17	17	17	2	55	55	55	55	55
Mick STARKEY (16)	13	16	47	5	55	55	55	55	2	2	11	11	11
Stephen MAUDE (47)	14	47	16	55	5	5	11	11	11	11	2	5	5
Martin ADDISON (11)	15	11	5	11	11	11	5	5	5	5	2	2	2
Daniel McKAY (55)	16	55	11	42	42	42	42	42	42	42	42	32	
David HEWITSON (42)	17	42	55	32	32	32	32	32	32	32	32	62	
Terry WRIGHT (5)	18	5	42	72	72	62	62	62	62	62	62	42	
Simon BAKER (32)	19	32	32	62	62	33	33	33	33	33	72	70	
Ben TROSSELL (62)	20	62	72	33	33	72	72	72	72	72	70	37	
Steve DALBY (33)	21	33	62	37	34	34	34	37	37	37	37	72	
Andrew BLYTHE (72)	22	72	33	19	37	37	37	19	19	70	19	19	
John KENNEDY (19)	23	19	19	34	19	19	19	34	70	19	34	34	
Helen ALLEN (37)	24	37	37	16	70	70	70	34	34				
Michael STANLEY (34)	25	34	34	70	16								
Mark ARMSTRONG (70)	26	70	70										
-	27												

Lancaster Insurance MGOC

Croft 2.100 Miles

Race 4 - First Race

10/09/2011 15:20

Race (15:00 Time) started at 15:28:04

Pos	No.	Name	Make/Model	CC	Class Cc	Laps	Total Tm	Diff	Best Tm	Best Spd
1	27	Peter HIGTON	MGF	1800	F	9	16:01.666		1:44.595	72.279
2	8	Paul WISBEY	MGF	1800	F	9	16:11.576	9.910	1:45.842	71.427
3	10	Nick GOLHAR	MG ZR160	1800	Z	9	16:12.368	10.702	1:45.880	71.402
4	31	Sam SMITH	MGF	1800	F	9	16:16.371	14.705	1:46.549	70.953
5	42	Simon KENDRICK	MGF	1800	F	9	16:16.586	14.920	1:45.861	71.414
6	66	Will SHARPE	MG Midget	1800	A	9	16:31.011	29.345	1:48.077	69.950
7	2	Jim BAYMAN	MGB Roadster	1860	A	9	16:41.167	39.501	1:48.024	69.984
8	37	John Robert KIMBER	MGB GT	1800	A	9	17:09.557	1:07.891	1:50.896	68.172
9	25	Kevin BROADLEY	MGB GT	1880	A	9	17:24.180	1:22.514	1:53.945	66.348
10	18	Kieron HAYES	MGB GT	1880	A	9	17:41.831	1:40.165	1:55.707	65.337
11	24	Phillip ESPINASSE	MGB GT	1880	A	8	16:26.560	1 Lap	2:01.723	62.108
12	16	John H FLETCHER	MGB GT	1800	A	8	17:13.405	1 Lap	2:04.938	60.510
Not classified ()										
DNF	47	Brian BUTLER	MGF	1800	F	2	3:51.190	DNF	1:51.965	67.521

Margin of Victory	Avg. Speed	Best Lap Tm	Best Spd	Best Lap by
9.910	70.752	1:44.595	72.279	27 - Peter HIGTON

Clerk of the Course - Chris Gibson

Orbits 4

Sig.

Time

www.amb-it.com

Chief Timekeeper - Ian Sharp (SMART)

www.mylaps.com

Times available on www.mylaps.com &amp; www.smart-timing.co.uk

Licensed to: SMART

## DDMC Race Meeting

Lancaster Insurance MGOC

Race 4 - First Race

Race (15:00 Time) started at 15:28:04

Croft 2.100 Miles

10/09/2011 15:20

Lap	Lap Tm	Diff	Time of Day
<b>(27) Peter HIGTON</b>			
1	<b>1:50.934</b>	+6.339	15:29:55.510
2	<b>1:44.595</b>		15:31:40.105
3	1:45.676	+1.081	15:33:25.781
4	1:46.152	+1.557	15:35:11.933
5	1:46.011	+1.416	15:36:57.944
6	1:47.107	+2.512	15:38:45.051
7	1:45.960	+1.365	15:40:31.011
8	1:47.024	+2.429	15:42:18.035
9	1:47.927	+3.332	15:44:05.962

Lap	Lap Tm	Diff	Time of Day
<b>(8) Paul WISBEY</b>			
1	1:50.261	+4.419	15:29:56.439
2	<b>1:45.842</b>		15:31:42.281
3	1:47.367	+1.525	15:33:29.648
4	1:48.160	+2.318	15:35:17.808
5	1:47.458	+1.616	15:37:05.266
6	1:48.131	+2.289	15:38:53.397
7	1:47.603	+1.761	15:40:41.000
8	1:46.804	+0.962	15:42:27.804
9	1:48.068	+2.226	15:44:15.872

Lap	Lap Tm	Diff	Time of Day
<b>(10) Nick GOLHAR</b>			
1	1:53.641	+7.761	15:29:58.654
2	1:48.582	+2.702	15:31:47.236
3	1:48.068	+2.188	15:33:35.304
4	1:47.890	+2.010	15:35:23.194
5	1:48.189	+2.309	15:37:11.383
6	1:46.689	+0.809	15:38:58.072
7	<b>1:45.880</b>		15:40:43.952
8	1:46.405	+0.525	15:42:30.357
9	1:46.307	+0.427	15:44:16.664

Lap	Lap Tm	Diff	Time of Day
<b>(31) Sam SMITH</b>			
1	1:55.446	+8.897	15:30:03.740
2	1:47.946	+1.397	15:31:51.686
3	1:47.223	+0.674	15:33:38.909
4	1:46.659	+0.110	15:35:25.568
5	1:47.144	+0.595	15:37:12.712
6	<b>1:46.549</b>		15:38:59.261
7	1:47.621	+1.072	15:40:46.882
8	1:47.228	+0.679	15:42:34.110
9	1:46.557	+0.008	15:44:20.667

Lap	Lap Tm	Diff	Time of Day
<b>(42) Simon KENDRICK</b>			
1	1:52.026	+6.165	15:29:58.148
2	1:48.576	+2.715	15:31:46.724
3	1:48.002	+2.141	15:33:34.726
4	1:47.913	+2.052	15:35:22.639
5	1:51.366	+5.505	15:37:14.005
6	1:47.038	+1.177	15:39:01.043
7	1:47.444	+1.583	15:40:48.487
8	1:46.534	+0.673	15:42:35.021
9	<b>1:45.861</b>		15:44:20.882

Lap	Lap Tm	Diff	Time of Day
<b>(66) Will SHARPE</b>			
1	1:56.936	+8.859	15:30:04.183
2	1:48.836	+0.759	15:31:53.019
3	<b>1:48.077</b>		15:33:41.096
4	1:48.219	+0.142	15:35:29.315

Lap	Lap Tm	Diff	Time of Day
5	<b>1:48.162</b>	+0.085	15:37:17.477
6	<b>1:48.212</b>	+0.135	15:39:05.689
7	<b>1:48.241</b>	+0.164	15:40:53.930
8	<b>1:49.255</b>	+1.178	15:42:43.185
9	<b>1:52.122</b>	+4.045	15:44:35.307

Lap	Lap Tm	Diff	Time of Day
<b>(2) Jim BAYMAN</b>			
1	<b>1:56.990</b>	+8.966	15:30:04.453
2	<b>1:49.345</b>	+1.321	15:31:53.798
3	<b>1:48.024</b>		15:33:41.822
4	1:49.010	+0.986	15:35:30.832
5	1:49.324	+1.300	15:37:20.156
6	1:48.696	+0.672	15:39:08.852
7	1:50.669	+2.645	15:40:59.521
8	1:51.678	+3.654	15:42:51.199
9	1:54.264	+6.240	15:44:45.463

Lap	Lap Tm	Diff	Time of Day
<b>(37) John Robert KIMBER</b>			
1	1:58.187	+7.291	15:30:06.023
2	<b>1:50.896</b>		15:31:56.919
3	1:52.598	+1.702	15:33:49.517
4	1:51.934	+1.038	15:35:41.451
5	1:52.534	+1.638	15:37:33.985
6	1:51.701	+0.805	15:39:25.686
7	2:02.513	+11.617	15:41:28.199
8	1:52.499	+1.603	15:43:20.698
9	1:53.155	+2.259	15:45:13.853

Lap	Lap Tm	Diff	Time of Day
<b>(25) Kevin BROADLEY</b>			
1	1:58.292	+4.347	15:30:06.903
2	1:55.540	+1.595	15:32:02.443
3	1:57.190	+3.245	15:33:59.633
4	1:55.278	+1.333	15:35:54.911
5	1:55.299	+1.354	15:37:50.210
6	<b>1:53.945</b>		15:39:44.155
7	1:54.656	+0.711	15:41:38.811
8	1:54.393	+0.448	15:43:33.204
9	1:55.272	+1.327	15:45:28.476

Lap	Lap Tm	Diff	Time of Day
<b>(18) Kieron HAYES</b>			
1	2:00.799	+5.092	15:30:10.301
2	1:56.151	+0.444	15:32:06.452
3	1:58.167	+2.460	15:34:04.619
4	1:56.261	+0.554	15:36:00.880
5	<b>1:55.707</b>		15:37:56.587
6	1:56.281	+0.574	15:39:52.868
7	1:57.918	+2.211	15:41:50.786
8	1:56.886	+1.179	15:43:47.672
9	1:58.455	+2.748	15:45:46.127

Lap	Lap Tm	Diff	Time of Day
<b>(24) Phillip ESPINASSE</b>			
1	2:05.263	+3.540	15:30:15.584
2	2:02.725	+1.002	15:32:18.309
3	2:02.841	+1.118	15:34:21.150
4	2:01.777	+0.054	15:36:22.927
5	2:02.059	+0.336	15:38:24.986
6	2:01.832	+0.109	15:40:26.818
7	<b>2:01.723</b>		15:42:28.541
8	2:02.315	+0.592	15:44:30.856

Lap	Lap Tm	Diff	Time of Day
<b>(16) John H FLETCHER</b>			

Clerk of the Course - Chris Gibson

Sig. Time  
 Chief Timekeeper - Ian Sharp (SMART)  
 Times available on [www.mylaps.com](http://www.mylaps.com) & [www.smart-timing.co.uk](http://www.smart-timing.co.uk)

Orbits 4

[www.amb-it.com](http://www.amb-it.com)  
[www.mylaps.com](http://www.mylaps.com)  
 Licensed to: SMART

Lancaster Insurance MGOC

Croft 2.100 Miles

Race 4 - First Race

10/09/2011 15:20

Race (15:00 Time) started at 15:28:04

Competitors	Laps										
	0	1	2	3	4	5	6	7	8	9	
Peter HIGTON (27)	1	27	27	27	27	27	27	27	27	27	27
Nick GOLHAR (10)	2	10	8	8	8	8	8	8	8	8	8
Simon KENDRICK (42)	3	42	42	42	42	42	10	10	10	10	10
Paul WISBEY (8)	4	8	10	10	10	10	31	31	31	31	31
Brian BUTLER (47)	5	47	47	31	31	31	42	42	42	42	42
Will SHARPE (66)	6	66	31	66	66	66	66	66	66	66	66
Jim BAYMAN (2)	7	2	66	2	2	2	2	2	2	2	2
John Robert KIMBER (37)	8	37	2	47	37	37	37	37	37	37	37
Sam SMITH (31)	9	31	37	37	25	25	25	25	25	25	25
Kevin BROADLEY (25)	10	25	25	25	18	18	18	18	18	18	18
Kieron HAYES (18)	11	18	18	18	24	24	24	24	24	24	24
Phillip ESPINASSE (24)	12	24	24	24	16	16	16	16	16	16	16
John H FLETCHER (16)	13	16	16	16							



DDMC Race Meeting

Lancaster Insurance MGOC

Race 12 - Second Race

Race (15:00 Time)

Croft 2.100 Miles

11/09/2011 14:45

POLE POSITION

**2**  
8 Paul WISBEY  
9

**4**  
31 Sam SMITH  
9

**6**  
66 Will SHARPE  
9

**8**  
37 John Robert KIMBER  
9

**10**  
18 Kieron HAYES  
9

**12**  
16 John H FLETCHER  
8

**1**  
27 Peter HIGTON  
9

**3**  
10 Nick GOLHAR  
9

**5**  
42 Simon KENDRICK  
9

**7**  
2 Jim BAYMAN  
9

**9**  
25 Kevin BROADLEY  
9

**11**  
24 Phillip ESPINASSE  
8

**1**

**2**

**3**

**4**

**5**

**6**

NSSCC A &amp; E Championship

Croft 2.100 Miles

Race 5 - Round 11

10/09/2011 16:00

Race (15:00 and 1 Laps) started at 16:00:00

Pos	No.	Name	Make/Model	CC	Class Cc	Laps	Total Tm	Diff	Best Tm	Best Spd
1	90	Jeff WILSON	Lotus Elise	2263	A2	12	17:58.691		1:27.827	86.078
2	50	Bill ADDISON	Caterham Supersport	1998	A2	12	18:27.562	28.871	1:30.212	83.803
3	54	Andrew MORRISON	Seat Leon Cupra	1994	A1	12	19:00.992	1:02.301	1:32.352	81.861
4	73	Colin STEWART	Caterham CSR	2300	A1	12	19:15.519	1:16.828	1:34.024	80.405
5	48	Ron HARPER	Triumph Spitfire	1997	A2	12	19:36.397	1:37.706	1:34.636	79.885
6	91	Stuart CARR	Caterham CSR	2300	A2	11	18:07.598	1 Lap	1:35.365	79.274
7	40	Neil CLAXTON	Suzuki SC100	1300	A2	11	18:13.421	1 Lap	1:37.404	77.615
8	7	Phil MORRIS	Caterham 7	1600	E1	11	18:13.709	1 Lap	1:36.722	78.162
9	22	Simon MAYNE	Fisher Fury	918	E2	11	18:14.174	1 Lap	1:35.904	78.829
10	57	Brian MURPHY	Ginetta G20	1800	E1	11	18:26.935	1 Lap	1:38.007	77.137
11	77	Mark LEYBOURNE	Westfield SEWi	1600	E3	11	18:28.185	1 Lap	1:38.439	76.799
12	43	Alex RAE	Ginetta G20	1999	E1	11	18:29.410	1 Lap	1:38.453	76.788
13	51	Martyn LIGHTFOOT	Raw Striker	1600	E3	11	18:32.624	1 Lap	1:38.721	76.579
14	58	Chris WHITELEY	Seat Cupra R	1800	A1	11	18:42.753	1 Lap	1:40.310	75.366
15	6	James HAMILL	Terratrain Saturn	1800	E1	11	18:54.551	1 Lap	1:40.785	75.011
16	25	Bob CLAXTON	Renault 21	2000	A1	11	19:32.701	1 Lap	1:43.238	73.229
17	59	John STEPHENS	Ginetta G20	1800	E1	10	18:46.248	2 Laps	1:47.953	70.030
18	8	David BOTTERILL	Porsche 944	3000T	A1	9	17:59.869	3 Laps	1:35.859	78.866

## Not classified ()

DNF	24	Alan McPHERSON	Formula 27	998	E2	2	3:28.292	DNF	1:38.809	76.511
DNS	4	David BONE	Westfield SeiW	2000	A2			DNF		-
DNS	3	Martin LOFTHOUSE	Triumph TR8	4200	A1			DNF		-
DNS	36	Clinton EWEN	Austin Mini	1460	A2			DNF		-

Margin of Victory	Avg. Speed	Best Lap Tm	Best Spd	Best Lap by
28.871	84.102	1:27.827	86.078	90 - Jeff WILSON

Clerk of the Course - Chris Gibson

Orbits 4

Sig.

Time

www.amb-it.com

Chief Timekeeper - Ian Sharp (SMART)

www.mylaps.com

Times available on www.mylaps.com &amp; www.smart-timing.co.uk

Licensed to: SMART

DDMC Race Meeting

NSSCC A & E Championship

Croft 2.100 Miles

Race 5 - Round 11

10/09/2011 16:00

Race (15:00 and 1 Laps) started at 16:00:00




Table with 4 columns: Lap, Lap Tm, Diff, Time of Day. Driver: (90) Jeff WILSON. Laps 1-12.

Table with 4 columns: Lap, Lap Tm, Diff, Time of Day. Driver: (50) Bill ADDISON. Laps 1-12.

Table with 4 columns: Lap, Lap Tm, Diff, Time of Day. Driver: (54) Andrew MORRISON. Laps 1-12.

Table with 4 columns: Lap, Lap Tm, Diff, Time of Day. Driver: (73) Colin STEWART. Laps 1-12.

Table with 4 columns: Lap, Lap Tm, Diff, Time of Day. Driver: (48) Ron HARPER. Laps 1-3.

Table with 4 columns: Lap, Lap Tm, Diff, Time of Day. Driver: (91) Stuart CARR. Laps 4-12.

Table with 4 columns: Lap, Lap Tm, Diff, Time of Day. Driver: (40) Neil CLAXTON. Laps 1-11.

Table with 4 columns: Lap, Lap Tm, Diff, Time of Day. Driver: (7) Phil MORRIS. Laps 1-11.

Table with 4 columns: Lap, Lap Tm, Diff, Time of Day. Driver: (22) Simon MAYNE. Laps 1-11.

Table with 4 columns: Lap, Lap Tm, Diff, Time of Day. Driver: (57) Brian MURPHY. Laps 1-11.

Table with 4 columns: Lap, Lap Tm, Diff, Time of Day. Driver: (77) Mark LEYBOURNE. Laps 1-11.

Table with 4 columns: Lap, Lap Tm, Diff, Time of Day. Driver: (43) Alex RAE. Laps 1-11.

Table with 4 columns: Lap, Lap Tm, Diff, Time of Day. Driver: (51) Martyn LIGHTFOOT. Laps 1-11.

Table with 4 columns: Lap, Lap Tm, Diff, Time of Day. Driver: (58) Chris WHITELEY. Laps 1-7.

Clerk of the Course - Chris Gibson

Orbits 4

Sig. Time

www.amb-it.com

Chief Timekeeper - Ian Sharp (SMART)

www.mylaps.com

Times available on www.mylaps.com & www.smart-timing.co.uk

Licensed to: SMART

Lap	Lap Tm	Diff	Time of Day
8	<b>1:40.480</b>	+0.170	16:13:38.401
9	<b>1:40.606</b>	+0.296	16:15:19.007
10	<b>1:41.587</b>	+1.277	16:17:00.594
11	<b>1:42.309</b>	+1.999	16:18:42.903

**(6) James HAMILL**

1	<b>1:49.584</b>	+8.799	16:01:54.850
2	<b>1:41.272</b>	+0.487	16:03:36.122
3	<b>1:40.785</b>		16:05:16.907
4	1:41.439	+0.654	16:06:58.346
5	1:43.217	+2.432	16:08:41.563
6	1:42.419	+1.634	16:10:23.982
7	1:42.917	+2.132	16:12:06.899
8	1:43.734	+2.949	16:13:50.633
9	1:41.620	+0.835	16:15:32.253
10	1:41.571	+0.786	16:17:13.824
11	1:40.877	+0.092	16:18:54.701

**(25) Bob CLAXTON**

1	1:49.873	+6.635	16:01:55.912
2	<b>1:43.238</b>		16:03:39.150
3	1:43.481	+0.243	16:05:22.631
4	1:45.228	+1.990	16:07:07.859
5	1:44.513	+1.275	16:08:52.372
6	1:51.313	+8.075	16:10:43.685
7	1:47.208	+3.970	16:12:30.893
8	1:44.976	+1.738	16:14:15.869
9	1:46.236	+2.998	16:16:02.105
10	1:45.079	+1.841	16:17:47.184
11	1:45.667	+2.429	16:19:32.851

**(59) John STEPHENS**

1	1:53.020	+5.067	16:02:01.188
2	1:49.544	+1.591	16:03:50.732
3	1:49.702	+1.749	16:05:40.434
4	1:50.317	+2.364	16:07:30.751
5	1:49.037	+1.084	16:09:19.788
6	1:48.317	+0.364	16:11:08.105
7	1:48.569	+0.616	16:12:56.674
8	2:10.312	+22.359	16:15:06.986
9	1:51.459	+3.506	16:16:58.445
10	<b>1:47.953</b>		16:18:46.398

**(8) David BOTTERILL**

1	1:39.664	+3.805	16:01:42.582
2	<b>1:35.859</b>		16:03:18.441
3	1:36.754	+0.895	16:04:55.195
4	1:40.508	+4.649	16:06:35.703
5	2:09.000	+33.141	16:08:44.703
6	2:14.976	+39.117	16:10:59.679
7	2:19.096	+43.237	16:13:18.775
8	2:22.398	+46.539	16:15:41.173
9	2:18.846	+42.987	16:18:00.019

**(24) Alan McPHERSON**

1	1:45.030	+6.221	16:01:49.633
2	<b>1:38.809</b>		16:03:28.442

Lap	Lap Tm	Diff	Time of Day
-----	--------	------	-------------

Lap	Lap Tm	Diff	Time of Day
-----	--------	------	-------------

NSSCC A & E Championship

Croft 2.100 Miles

Race 5 - Round 11

10/09/2011 16:00

Race (15:00 and 1 Laps) started at 16:00:00

Competitors	Laps												
	0	1	2	3	4	5	6	7	8	9	10	11	12
Jeff WILSON (90)	1	90	90	90	90	90	90	90	90	90	90	90	90
Bill ADDISON (50)	2	50	50	50	50	50	50	50	50	50	50	50	50
Colin STEWART (73)	3	73	73	73	73	73	73	73	73	73	54	54	54
Andrew MORRISON (54)	4	54	8	8	54	54	54	54	54	54	73	73	73
Ron HARPER (48)	5	48	54	54	8	48	48	48	48	48	48	48	48
David BOTTERILL (8)	6	8	91	91	91	91	91	91	91	91	91	91	91
Neil CLAXTON (40)	7	40	48	48	48	8	40	40	40	40	40	40	40
Alex RAE (43)	8	43	7	40	40	40	7	7	7	7	7	7	7
Phil MORRIS (7)	9	7	40	43	7	7	43	43	43	22	22	22	22
Brian MURPHY (57)	10	57	43	7	43	43	57	57	57	43	57	57	57
Chris WHITELEY (58)	11	58	77	24	77	77	77	22	22	57	77	77	77
Stuart CARR (91)	12	91	24	77	57	57	22	77	77	77	43	43	43
Alan McPHERSON (24)	13	24	57	57	22	22	51	51	51	51	51	51	51
Martyn LIGHTFOOT (51)	14	51	58	58	58	58	58	58	58	58	58	58	58
Mark LEYBOURNE (77)	15	77	22	22	51	51	6	6	6	6	6	6	6
James HAMILL (6)	16	6	51	51	6	6	8	25	25	25	25	25	25
Simon MAYNE (22)	17	22	6	6	25	25	25	8	59	59	59	59	59
Bob CLAXTON (25)	18	25	25	25	59	59	59	59	8	8	8		
John STEPHENS (59)	19	59	59	59									
-	20												
-	21												
-	22												

Ma5da MX5 Mk1 Championship

Croft 2.100 Miles

Race 6 - Groups B-D

10/09/2011 16:30

Race (20:00 Time) started at 16:32:43

Pos	No.	Name	Make/Model	CC	Class Cc	Laps	Total Tm	Diff	Best Tm	Best Spd
1	92	Jordan STILP	Mazda MX5	1600	MX5	12	20:56.207		1:43.890	72.769
2	73	Ben SHORT	Mazda MX5	1600	MX5	12	20:56.665	0.458	1:43.767	72.856
3	8	Adam GORE	Mazda MX5	1600	MX5	12	20:56.916	0.709	1:43.444	73.083
4	91	Matthew DAVIES	Mazda MX5	1600	MX5	12	21:06.554	10.347	1:44.180	72.567
5	27	Clive BAILYE	Mazda MX5	1600	MX5	12	21:30.504	34.297	1:44.588	72.284
6	42	Charlie CHARMAN	Mazda MX5	1600	MX5	12	21:30.916	34.709	1:44.874	72.087
7	39	Brett SMITH	Mazda MX5	1600	MX5	12	21:32.709	36.502	1:45.776	71.472
8	76	Brian CHANDLER	Mazda MX5	1600	MX5	12	21:33.791	37.584	1:45.958	71.349
9	180	Matt NICHOL-JONES	Mazda MX5	1600	MX5	12	21:41.036	44.829	1:45.948	71.356
10	35	Eduardo CORREIA	Mazda MX5	1600	MX5	12	21:42.438	46.231	1:47.021	70.640
11	50	Darren STANDING	Mazda MX5	1600	MX5	12	21:49.593	53.386	1:46.445	71.023
12	93	John DAVIES	Mazda MX5	1600	MX5	12	21:50.685	54.478	1:47.133	70.566
13	95	Nick DOUGILL	Mazda MX5	1600	MX5	12	21:59.837	1:03.630	1:46.982	70.666
14	199	Simon DEATON	Mazda MX5	1600	MX5	12	21:59.908	1:03.701	1:47.068	70.609
15	111	Paul BLACK	Mazda MX5	1600	MX5	12	22:00.058	1:03.851	1:47.992	70.005
16	54	John POWELL	Mazda MX5	1600	MX5	12	22:08.556	1:12.349	1:48.206	69.867
17	58	Tim GRAY	Mazda MX5	1600	MX5	12	22:12.390	1:16.183	1:47.213	70.514
18	47	Stephen CRAGGS	Mazda MX5	1600	MX5	12	22:15.166	1:18.959	1:48.603	69.611
19	86	Dan STEWART	Mazda MX5	1600	MX5	12	22:17.249	1:21.042	1:47.873	70.082
20	82	Jonathan BAILEY	Mazda MX5	1600	MX5	12	22:18.824	1:22.617	1:48.167	69.892
21	101	Ian PRESCOTT	Mazda MX5	1600	MX5	12	22:34.566	1:38.359	1:48.844	69.457
22	103	Chris NOEL-HART	Mazda MX5	1600	MX5	11	20:58.757	1 Lap	1:51.127	68.030
23	33	Siobhan LITHERLAND	Mazda MX5	1600	MX5	11	22:24.897	1 Lap	1:58.084	64.022
Not classified (80% = 9 Laps)										
	118	Carl ANDREW	Mazda MX5	1600	MX5	7	22:30.643	5 Laps	1:48.294	69.810
DNF	23	Martin TOLLEY	Mazda MX5	1600	MX5	8	14:22.102	DNF	1:44.737	72.181
DNF	77	John COCKBURN-EVANS	Mazda MX5	1600	MX5	8	14:56.879	DNF	1:49.593	68.983
DNF	32	Alex PRESTON	Mazda MX5	1600	MX5	1	1:53.355	DNF	1:50.179	68.616
DNF	72	Matthew SHORT	Mazda MX5	1600	MX5		4.973	DNF		-

Margin of Victory	Avg. Speed	Best Lap Tm	Best Spd	Best Lap by
0.458	72.217	1:43.444	73.083	8 - Adam GORE

Clerk of the Course - Chris Gibson

Orbits 4

Sig.

Time

www.amb-it.com

Chief Timekeeper - Ian Sharp (SMART)

www.mylaps.com

Times available on www.mylaps.com &amp; www.smart-timing.co.uk

Licensed to: SMART







## Ma5da MX5 Mk1 Championship

Croft 2.100 Miles

## Race 6 - Groups B-D

10/09/2011 16:30

Race (20:00 Time) started at 16:32:43

Competitors	Laps													
	0	1	2	3	4	5	6	7	8	9	10	11	12	
Jordan STILP (92)	1	92	92	92	92	8	8	8	8	8	92	92	92	92
Ben SHORT (73)	2	73	8	8	8	92	92	92	92	8	8	8	8	73
Matthew DAVIES (91)	3	91	73	73	73	73	73	73	73	73	73	73	73	8
Adam GORE (8)	4	8	91	91	91	91	91	91	91	91	91	91	91	91
Brian CHANDLER (76)	5	76	23	23	23	23	23	23	23	42	42	27	27	
Charlie CHARMAN (42)	6	42	42	42	42	42	42	42	42	27	27	42	42	
Alex PRESTON (32)	7	32	32	35	76	76	76	76	27	27	76	76	39	39
Martin TOLLEY (23)	8	23	35	180	35	35	27	27	76	76	39	39	76	76
Eduardo CORREIA (35)	9	35	76	76	27	27	39	39	39	39	35	35	35	180
Matt NICHOL-JONES (180)	10	180	180	50	180	180	35	35	35	35	180	180	180	35
Carl ANDREW (118)	11	118	50	27	39	39	50	50	50	50	50	50	50	50
Clive BAILYE (27)	12	27	27	39	50	50	199	93	180	180	93	93	93	93
Matthew SHORT (72)	13	72	39	47	199	199	180	180	93	93	111	111	95	95
John DAVIES (93)	14	93	47	93	47	93	93	111	111	111	95	95	199	199
Darren STANDING (50)	15	50	93	199	93	47	54	47	95	95	199	199	111	111
Brett SMITH (39)	16	39	54	95	95	95	47	54	54	199	54	54	54	54
Nick DOUGILL (95)	17	95	199	54	54	54	111	95	199	54	47	47	58	58
Stephen CRAGGS (47)	18	47	95	111	111	111	95	199	47	47	58	58	47	47
John POWELL (54)	19	54	111	77	77	77	77	77	77	77	82	86	86	86
Jonathan BAILEY (82)	20	82	77	103	86	58	58	58	58	58	86	82	82	82
Tim GRAY (58)	21	58	103	86	103	103	82	82	82	82	101	101	101	101
Simon DEATON (199)	22	199	86	101	58	82	103	86	86	86	103	103	103	
Paul BLACK (111)	23	111	101	58	82	86	86	103	103	101	33	33	33	
Chris NOEL-HART (103)	24	103	82	82	101	101	101	101	101	101	103			
John COCKBURN-EVANS (77)	25	77	58	33	33	33	33	33	33	33				
Ian PRESCOTT (101)	26	101	33											
Dan STEWART (86)	27	86	118											
Siobhan LITHERLAND (33)	28	33												

Clerk of the Course - Chris Gibson

Orbits 4

Sig. Time  
 Chief Timekeeper - Ian Sharp (SMART)  
 Times available on [www.mylaps.com](http://www.mylaps.com) & [www.smart-timing.co.uk](http://www.smart-timing.co.uk)

[www.amb-it.com](http://www.amb-it.com)  
[www.mylaps.com](http://www.mylaps.com)  
 Licensed to: SMART

MGCC Cockshoot Cup

Croft 2.100 Miles

Race 7 - First Race

10/09/2011 17:10

Race (15:00 Time) started at 17:14:35

Pos	No.	Name	Make/Model	CC	Class	Laps	Total Tm	Diff	Best Tm	Best Spd
1	83	David COULTHARD	MG ZR160	1800	C	9	15:27.856		1:39.973	75.620
2	16	Mike PETERS	MG Midget	1500	B	9	15:32.189	4.333	1:41.218	74.690
3	7	Ashley WOODWARD	MG ZR180	2500	C	9	16:13.024	45.168	1:45.036	71.975
4	24	Stephen McKIE	MGB GT	3500	B	9	16:19.452	51.596	1:47.411	70.384
5	33	Alan BATES	MGB GT	1950	B	9	16:22.788	54.932	1:46.569	70.940
6	44	Stephen IRVINE	MG ZR160	1800	A	9	16:23.449	55.593	1:46.966	70.677
7	43	Simon WOOD	MGB	1950	CL	9	16:24.126	56.270	1:46.838	70.761
8	1	Ian WRIGHT	MG Midget	1330	A	9	16:24.833	56.977	1:47.588	70.268
9	69	Peter BRAMBLE	MGB Roadster	1950	B	9	16:27.568	59.712	1:45.456	71.689
10	64	Colin ELSTROP	TVR Grantura	1940	CL	9	16:29.260	1:01.404	1:47.225	70.506
11	25	Tim PATCHETT	MGB	1950	CL	9	16:40.149	1:12.293	1:49.200	69.231
12	82	Helen WADDINGTON	MG ZR160	1800	C	9	16:41.091	1:13.235	1:49.378	69.118
13	52	Helen ELSTROP	Triumph Spitfire	1275	CL	9	17:01.046	1:33.190	1:50.468	68.436
14	35	Colin OFFLEY	Austin Healey Sprite	1275	A	9	17:25.200	1:57.344	1:50.687	68.301
15	36	Nick WILKINS	MGA	1950	CL	8	15:32.481	1 Lap	1:53.729	66.474
16	11	Brian IRELAND	MGA	1850	CL	8	16:29.194	1 Lap	2:01.010	62.474

Margin of Victory	Avg. Speed	Best Lap Tm	Best Spd	Best Lap by
4.333	73.330	1:39.973	75.620	83 - David COULTHARD

Clerk of the Course - Chris Gibson

Orbits 4

Sig.

Time

www.amb-it.com

Chief Timekeeper - Ian Sharp (SMART)

www.mylaps.com

Times available on www.mylaps.com &amp; www.smart-timing.co.uk

Licensed to: SMART



## MGCC Cockshoot Cup

Croft 2.100 Miles

## Race 7 - First Race

10/09/2011 17:10

Race (15:00 Time) started at 17:14:35

Competitors	Laps										
	0	1	2	3	4	5	6	7	8	9	
David COULTHARD (83)	1	83	83	83	83	83	83	83	83	83	83
Mike PETERS (16)	2	16	16	16	16	16	16	16	16	16	16
Peter BRAMBLE (69)	3	69	24	7	7	7	7	7	7	7	7
Ashley WOODWARD (7)	4	7	7	69	24	24	24	24	24	24	24
Stephen McKIE (24)	5	24	69	24	69	69	69	69	33	33	
Alan BATES (33)	6	33	33	33	33	33	44	33	33	44	44
Colin ELSTROP (64)	7	64	44	1	44	44	33	44	44	43	43
Stephen IRVINE (44)	8	44	1	44	1	64	43	43	43	1	1
Ian WRIGHT (1)	9	1	64	64	64	43	1	1	1	64	69
Helen WADDINGTON (82)	10	82	43	43	43	1	64	64	64	69	64
Tim PATCHETT (25)	11	25	25	25	25	25	25	25	25	25	25
Simon WOOD (43)	12	43	82	82	82	82	82	82	82	82	82
Colin OFFLEY (35)	13	35	36	52	52	52	52	52	52	52	52
Nick WILKINS (36)	14	36	35	35	35	35	35	35	35	35	35
Brian IRELAND (11)	15	11	52	36	36	36	36	36	36	36	
Helen ELSTROP (52)	16	52	11	11	11	11	11	11	11	11	

Clerk of the Course - Chris Gibson

Orbits 4

Sig. Time  
 Chief Timekeeper - Ian Sharp (SMART)  
 Times available on [www.mylaps.com](http://www.mylaps.com) & [www.smart-timing.co.uk](http://www.smart-timing.co.uk)

[www.amb-it.com](http://www.amb-it.com)  
[www.mylaps.com](http://www.mylaps.com)  
 Licensed to: SMART

Allcomers Race

Croft 2.100 Miles

Practice

11/09/2011 12:00

Practice (15:00 Time) started at 12:00:27

Pos	No.	Name	Make/Model	CC	Class	Laps	Best Tm	Diff n Lap	Best Spd	2nd Best
1	50	Bill ADDISON	Caterham Supersport	1998	A2	7	1:31.510		82.614	1:31.544
2	8	David BOTTERILL	Porsche 944	3000T	A1	8	1:34.934	3.424	79.634	1:35.657
3	77	Mark LEYBOURNE	Westfield SEWi	1600	E3	9	1:39.097	7.587	76.289	1:39.900
4	99	Jonathan BLAKE	Mazda MX15R	1800	MXC	9	1:39.579	8.069	75.920	1:39.622
5	16	Abbie EATON	Mazda MX5 Mk3	2000	MXC	7	1:41.338	9.828	74.602	1:41.426
6	42	John HEWITSON	Toyota Supra	2997T	B	9	1:42.073	10.563	74.065	1:42.448
7	2	Daniel IRVING	Mazda MX5	1600T	B	5	1:42.534	11.024	73.732	1:45.548
8	11	Martin ADDISON	Peugeot 106	1400	D	8	1:42.750	11.240	73.577	1:42.773
9	73	Ben SHORT	Mazda MX5	1600	MX5	9	1:43.493	11.983	73.048	1:44.038
10	7	Ashley WOODWARD	MG ZR180	2500	C	8	1:43.616	12.106	72.962	1:43.617
11	27	Clive BAILYE	Mazda MX5	1600	MX5	9	1:44.008	12.498	72.687	1:44.642
12	81	Jonathan GREENSMITH	Mazda MX5 MK3	2000	MXC	8	1:44.208	12.698	72.547	1:44.307
13	48	James B BALDWIN	Mazda MX5	1600	MX5	8	1:44.595	13.085	72.279	1:44.600
14	12	Matthew LAMBERT	Mazda MX5	1600	MX5	8	1:44.697	13.187	72.208	1:45.185
15	29	Nicholas HART	Mazda MX5	1600	MX5	8	1:45.063	13.553	71.957	1:45.976
16	76	Brian CHANDLER	Mazda MX5	1600	MX5	8	1:45.311	13.801	71.787	1:45.485
17	71	Carl ANDREW	Mazda MX5	1600	MX5	8	1:45.818	14.308	71.443	1:46.780
18	199	Simon DEATON	Mazda MX5	1600	MX5	7	1:46.647	15.137	70.888	1:46.717
19	130	Mark LITHERLAND	Mazda MX5	1600	MX5	8	1:48.018	16.508	69.988	1:48.130
20	111	Paul BLACK	Mazda MX5	1600	MX5	9	1:48.145	16.635	69.906	1:48.251
21	66	Piers CHANDLER	Mazda MX5	1600	MX5	8	1:48.802	17.292	69.484	1:50.186
22	72	Matthew SHORT	Mazda MX5	1600	MX5	7	1:49.608	18.098	68.973	1:49.858
23	77	John COCKBURN-EVANS	Mazda MX5	1600	MX5	7	1:50.201	18.691	68.602	1:50.818
24	34	David NEIDELL	Mazda MX5	1600	MX5	3	1:50.456	18.946	68.444	1:52.198
25	103	Chris NOEL-HART	Mazda MX5	1600	MX5	8	1:50.716	19.206	68.283	1:51.104
26	33	Siobhan LITHERLAND	Mazda MX5	1600	MX5	8	1:54.076	22.566	66.272	1:55.783

Clerk of the Course - Chris Gibson

Orbits 4

Sig. Time

www.amb-it.com

Chief Timekeeper - Ian Sharp (SMART)

www.mylaps.com

Times available on www.mylaps.com &amp; www.smart-timing.co.uk

Licensed to: SMART

## DDMC Race Meeting

## Allcomers Race

## Practice

Practice (15:00 Time) started at 12:00:27

Croft 2.100 Miles

11/09/2011 12:00

Lap	Lap Tm	Diff	Time of Day	Lap	Lap Tm	Diff	Time of Day	Lap	Lap Tm	Diff	Time of Day								
<b>(50) Bill ADDISON</b>																			
1			12:03:39.904	1			12:02:24.395	1			12:03:35.977								
2	<b>1:32.859</b>	+1.349	12:05:12.763	2	<b>1:42.534</b>		12:04:06.929	2	<b>1:44.688</b>	+0.093	12:05:20.665								
3	<b>1:31.510</b>		12:06:44.273	3	1:45.548	+3.014	12:05:52.477	3	<b>1:44.595</b>		12:07:05.260								
4	1:31.544	+0.034	12:08:15.817	4	2:00.801	+18.267	12:07:53.278	4	1:44.620	+0.025	12:08:49.880								
5	1:37.117	+5.607	12:09:52.934	p5	2:25.755	+43.221	12:10:19.034	5	1:44.600	+0.005	12:10:34.480								
6	1:34.982	+3.472	12:11:27.916	<b>(11) Martin ADDISON</b>															
p7	1:51.831	+20.321	12:13:19.748	1			12:03:55.583	12	1:47.270	+2.675	12:15:55.641								
<b>(8) David BOTTERILL</b>																			
1			12:02:18.597	2	1:45.658	+2.908	12:05:41.241	<b>(12) Matthew LAMBERT</b>											
2	1:39.315	+4.381	12:03:57.912	3	1:43.432	+0.682	12:07:24.673	1			12:04:00.431								
3	1:36.763	+1.829	12:05:34.675	4	1:43.929	+1.179	12:09:08.602	2	1:45.637	+0.940	12:05:46.068								
4	<b>1:34.934</b>		12:07:09.609	5	1:43.458	+0.708	12:10:52.060	3	1:45.587	+0.890	12:07:31.655								
p5	3:27.275	+1:52.341	12:10:36.885	6	<b>1:42.750</b>		12:12:34.810	4	1:46.681	+1.984	12:09:18.336								
6	1:47.650	+12.716	12:12:24.535	7	1:42.773	+0.023	12:14:17.583	5	1:49.716	+5.019	12:11:08.052								
7	1:39.739	+4.805	12:14:04.274	8	1:43.095	+0.345	12:16:00.678	6	1:45.709	+1.012	12:12:53.761								
8	1:35.657	+0.723	12:15:39.931	<b>(73) Ben SHORT</b>															
<b>(77) Mark LEYBOURNE</b>																			
1			12:02:21.989	1			12:02:23.440	<b>(29) Nicholas HART</b>											
2	1:42.666	+3.569	12:04:04.655	2	1:45.806	+2.313	12:04:09.246	1			12:03:51.309								
3	1:41.068	+1.971	12:05:45.723	3	1:44.038	+0.545	12:05:53.284	2	1:46.355	+1.292	12:05:37.664								
4	1:41.018	+1.921	12:07:26.741	4	<b>1:43.493</b>		12:07:36.777	3	1:45.976	+0.913	12:07:23.640								
5	1:41.010	+1.913	12:09:07.751	5	1:44.280	+0.787	12:09:21.057	4	1:46.872	+1.809	12:09:10.512								
6	1:40.729	+1.632	12:10:48.480	6	1:44.339	+0.846	12:11:05.396	5	<b>1:45.063</b>		12:10:55.575								
7	1:41.322	+2.225	12:12:29.802	7	1:44.869	+1.376	12:12:50.265	6	1:46.600	+1.537	12:12:42.175								
8	1:39.900	+0.803	12:14:09.702	8	1:44.882	+1.389	12:14:35.147	7	1:46.097	+1.034	12:14:28.272								
9	<b>1:39.097</b>		12:15:48.799	9	1:47.420	+3.927	12:16:22.567	8	1:46.115	+1.052	12:16:14.387								
<b>(99) Jonathan BLAKE</b>																			
1			12:02:22.761	<b>(7) Ashley WOODWARD</b>															
2	1:42.627	+3.048	12:04:05.388	1			12:03:35.027	<b>(76) Brian CHANDLER</b>											
3	1:44.147	+4.568	12:05:49.535	2	1:44.222	+0.606	12:05:19.249	1			12:03:37.205								
4	1:42.295	+2.716	12:07:31.830	3	1:43.617	+0.001	12:07:02.866	2	<b>1:45.311</b>		12:05:22.516								
5	1:39.630	+0.051	12:09:11.460	4	1:43.681	+0.065	12:08:46.547	3	1:45.485	+0.174	12:07:08.001								
6	<b>1:39.579</b>		12:10:51.039	5	<b>1:43.616</b>		12:10:30.163	4	1:46.549	+1.238	12:08:54.550								
7	1:39.622	+0.043	12:12:30.661	6	1:44.047	+0.431	12:12:14.210	5	1:45.745	+0.434	12:10:40.295								
8	1:39.808	+0.229	12:14:10.469	7	1:54.361	+10.745	12:14:08.571	6	1:47.412	+2.101	12:12:27.707								
9	1:42.700	+3.121	12:15:53.169	8	1:45.837	+2.221	12:15:54.408	7	1:46.669	+1.358	12:14:14.376								
<b>(16) Abbie EATON</b>																			
1			12:03:26.966	<b>(27) Clive BAILYE</b>															
2	1:41.459	+0.121	12:05:08.425	1			12:02:16.969	<b>(71) Carl ANDREW</b>											
3	1:41.474	+0.136	12:06:49.899	2	1:46.039	+2.031	12:04:03.008	1			12:03:58.213								
4	1:41.426	+0.088	12:08:31.325	3	1:45.823	+1.815	12:05:48.831	2	1:47.578	+1.760	12:05:45.791								
5	1:43.034	+1.696	12:10:14.359	4	1:45.807	+1.799	12:07:34.638	3	1:47.067	+1.249	12:07:32.858								
6	<b>1:41.338</b>		12:11:55.697	5	1:45.735	+1.727	12:09:20.373	4	1:47.931	+2.113	12:09:20.789								
p7	2:06.123	+24.785	12:14:01.821	6	1:44.729	+0.721	12:11:05.102	5	1:46.855	+1.037	12:11:07.644								
<b>(42) John HEWITSON</b>																			
1			12:02:19.051	7	1:46.485	+2.477	12:12:51.587	6	<b>1:45.818</b>		12:12:53.462								
2	1:46.975	+4.902	12:04:06.026	8	1:44.642	+0.634	12:14:36.229	7	1:46.780	+0.962	12:14:40.242								
3	1:45.247	+3.174	12:05:51.273	9	<b>1:44.008</b>		12:16:20.237	8	1:46.997	+1.179	12:16:27.239								
4	<b>1:42.073</b>		12:07:33.346	<b>(81) Jonathan GREENSMITH</b>															
5	1:43.461	+1.388	12:09:16.807	1			12:03:15.401	<b>(199) Simon DEATON</b>											
6	1:42.900	+0.827	12:10:59.707	2	1:45.427	+1.219	12:05:00.828	1			12:03:53.595								
7	1:42.594	+0.521	12:12:42.301	3	<b>1:44.208</b>		12:06:45.036	2	1:47.460	+0.813	12:05:41.055								
8	1:42.448	+0.375	12:14:24.749	4	1:45.726	+1.518	12:08:30.762	3	1:48.648	+2.001	12:07:29.703								
9	1:42.921	+0.848	12:16:07.670	5	1:46.095	+1.887	12:10:16.857	4	<b>1:46.647</b>		12:09:16.350								
<b>(48) James B BALDWIN</b>																			
				6	1:45.135	+0.927	12:12:01.992	5	1:46.717	+0.070	12:11:03.067								
				7	1:44.307	+0.099	12:13:46.299	6	1:48.625	+1.978	12:12:51.692								
				8	1:45.993	+1.785	12:15:32.292	p7	2:13.742	+27.095	12:15:05.435								
				<b>(130) Mark LITHERLAND</b>															
								1			12:03:51.282								
								2	1:49.564	+1.546	12:05:40.846								

Clerk of the Course - Chris Gibson

Orbits 4

Sig. Time  
 Chief Timekeeper - Ian Sharp (SMART)  
 Times available on www.mylaps.com & www.smart-timing.co.uk

www.amb-it.com  
 www.mylaps.com  
 Licensed to: SMART

# DDMC Race Meeting


## Allcomers Race

### Practice

Practice (15:00 Time) started at 12:00:27

Croft 2.100 Miles

11/09/2011 12:00



Lap	Lap Tm	Diff	Time of Day
3	<b>1:51.407</b>	+3.389	12:07:32.253
4	<b>1:49.894</b>	+1.876	12:09:22.147
5	<b>1:49.772</b>	+1.754	12:11:11.919
6	<b>1:48.130</b>	+0.112	12:13:00.049
7	<b>1:49.133</b>	+1.115	12:14:49.182
8	<b>1:48.018</b>		12:16:37.200

(111) Paul BLACK

1			12:02:22.345
2	1:51.229	+3.084	12:04:13.574
3	1:49.978	+1.833	12:06:03.552
4	1:48.950	+0.805	12:07:52.502
5	1:48.435	+0.290	12:09:40.937
6	1:48.263	+0.118	12:11:29.200
7	1:49.144	+0.999	12:13:18.344
8	1:48.251	+0.106	12:15:06.595
9	<b>1:48.145</b>		12:16:54.740

(66) Piers CHANDLER

1			12:02:27.257
2	1:53.031	+4.229	12:04:20.288
3	1:54.198	+5.396	12:06:14.486
4	1:50.186	+1.384	12:08:04.672
5	1:50.210	+1.408	12:09:54.882
p6	3:13.102	+1:24.300	12:13:07.985
7	2:04.983	+16.181	12:15:12.968
8	<b>1:48.802</b>		12:17:01.770

(72) Matthew SHORT

1			12:02:24.871
2	1:55.299	+5.691	12:04:20.170
3	1:51.040	+1.432	12:06:11.210
4	1:49.858	+0.250	12:08:01.068
5	<b>1:49.608</b>		12:09:50.676
6	1:55.625	+6.017	12:11:46.301
7	1:50.666	+1.058	12:13:36.967

(77) John COCKBURN-EVANS

1			12:03:59.042
2	1:55.310	+5.109	12:05:54.352
3	1:51.256	+1.055	12:07:45.608
4	1:51.936	+1.735	12:09:37.544
5	1:50.818	+0.617	12:11:28.362
6	<b>1:50.201</b>		12:13:18.563
7	2:25.964	+35.763	12:15:44.527

(34) David NEIDELL

1			12:02:37.116
2	1:52.198	+1.742	12:04:29.314
3	<b>1:50.456</b>		12:06:19.770

(103) Chris NOEL-HART

1			12:02:24.015
2	1:57.295	+6.579	12:04:21.310
3	1:55.076	+4.360	12:06:16.386
4	1:51.104	+0.388	12:08:07.490
5	1:51.367	+0.651	12:09:58.857
6	1:51.719	+1.003	12:11:50.576
7	1:54.238	+3.522	12:13:44.814
8	<b>1:50.716</b>		12:15:35.530

(33) Siobhan LITHERLAND

1			12:02:22.131
2	<b>1:57.243</b>	+3.167	12:04:19.374
3	<b>1:57.681</b>	+3.605	12:06:17.055
4	<b>1:55.783</b>	+1.707	12:08:12.838
5	<b>2:09.958</b>	+15.882	12:10:22.796
6	<b>1:54.076</b>		12:12:16.872
7	1:58.249	+4.173	12:14:15.121
8	2:18.337	+24.261	12:16:33.458

Lap Lap Tm Diff Time of Day

Clerk of the Course - Chris Gibson

Sig. Time

Chief Timekeeper - Ian Sharp (SMART)

Times available on [www.mylaps.com](http://www.mylaps.com) & [www.smart-timing.co.uk](http://www.smart-timing.co.uk)

Printed: 12/09/2011 08:43:54

Orbits 4

[www.amb-it.com](http://www.amb-it.com)

[www.mylaps.com](http://www.mylaps.com)

Licensed to: SMART

DDMC Race Meeting

Allcomers Race

Race 17

Race (20:00 Time)

Croft 2.100 Miles

11/09/2011 17:30

POLE POSITION

<b>2</b> 8 David BOTTERILL 1:34.934
<b>4</b> 99 Jonathan BLAKE 1:39.579
<b>6</b> 42 John HEWITSON 1:42.073
<b>8</b> 11 Martin ADDISON 1:42.750
<b>10</b> 7 Ashley WOODWARD 1:43.616
<b>12</b> 81 Jonathan GREENSMITH 1:44.208
<b>14</b> 12 Matthew LAMBERT 1:44.697
<b>16</b> 76 Brian CHANDLER 1:45.311
<b>18</b> 199 Simon DEATON 1:46.647
<b>20</b> 111 Paul BLACK 1:48.145

<b>1</b> 50 Bill ADDISON 1:31.510
<b>3</b> 77 Mark LEYBOURNE 1:39.097
<b>5</b> 16 Abbie EATON 1:41.338
<b>7</b> 2 Daniel IRVING 1:42.534
<b>9</b> 73 Ben SHORT 1:43.493
<b>11</b> 27 Clive BAILYE 1:44.008
<b>13</b> 48 James B BALDWIN 1:44.595
<b>15</b> 29 Nicholas HART 1:45.063
<b>17</b> 71 Carl ANDREW 1:45.818
<b>19</b> 130 Mark LITHERLAND 1:48.018

1  
2  
3  
4  
5  
6  
7  
8  
9  
10

Clerk of the Course - Chris Gibson

Sig. Time

Chief Timekeeper - Ian Sharp (SMART)

Times available on [www.mylaps.com](http://www.mylaps.com) & [www.smart-timing.co.uk](http://www.smart-timing.co.uk)

Orbits 4

[www.amb-it.com](http://www.amb-it.com)

[www.mylaps.com](http://www.mylaps.com)

Licensed to: SMART



DDMC Race Meeting


Allcomers Race

Race 17

Race (20:00 Time)

Croft 2.100 Miles

11/09/2011 17:30



<b>22</b> 72 Matthew SHORT 1:49.608
<b>24</b> 34 David NEIDELL 1:50.456
<b>26</b> 33 Siobhan LITHERLAND 1:54.076
<b>28</b> 6 James HAMILL
<b>30</b> 96 Tania MANN

<b>21</b> 66 Piers CHANDLER 1:48.802
<b>23</b> 77 John COCKBURN-EVANS 1:50.201
<b>25</b> 103 Chris NOEL-HART 1:50.716
<b>27</b> 58 Chris WHITELEY
<b>29</b> 57 Brian MURPHY

11  
12  
13  
14  
15

Clerk of the Course - Chris Gibson

Sig. Time

Chief Timekeeper - Ian Sharp (SMART)

Times available on [www.mylaps.com](http://www.mylaps.com) & [www.smart-timing.co.uk](http://www.smart-timing.co.uk)

Orbits 4

[www.amb-it.com](http://www.amb-it.com)

[www.mylaps.com](http://www.mylaps.com)

Licensed to: SMART

## Ma5da MX5 Mk1 Championship

Croft 2.100 Miles

## Race 8 - Groups D-A

11/09/2011 12:25

Race (20:00 Time) started at 12:33:41

Pos	No.	Name	Make/Model	CC	Class Cc	Laps	Total Tm	Diff	Best Tm	Best Spd
1	8	Adam GORE	Mazda MX5	1600	MX5	12	20:58.166		1:43.468	73.066
2	90	Alan HENDERSON	Mazda MX5	1600	MX5	12	20:58.386	0.220	1:43.425	73.096
3	30	Wayne Le MONTAIS	Mazda MX5	1600	MX5	12	20:59.051	0.885	1:43.366	73.138
4	73	Ben SHORT	Mazda MX5	1600	MX5	12	21:07.807	9.641	1:44.028	72.673
5	42	Charlie CHARMAN	Mazda MX5	1600	MX5	12	21:11.524	13.358	1:44.540	72.317
6	79	Andrew CHILDS	Mazda MX5	1600	MX5	12	21:19.663	21.497	1:44.873	72.087
7	63	Rhys JENKINS	Mazda MX5	1600	MX5	12	21:22.171	24.005	1:45.436	71.702
8	36	Andy COOMBS	Mazda MX5	1600	MX5	12	21:23.795	25.629	1:45.473	71.677
9	46	Simon GODDARD	Mazda MX5	1600	MX5	12	21:34.125	35.959	1:45.799	71.456
10	45	Gary HUFFORD	Mazda MX5	1600	MX5	12	21:34.153	35.987	1:46.594	70.923
11	64	Andrew WRIGHT	Mazda MX5	1600	MX5	12	21:34.554	36.388	1:46.106	71.250
12	118	Carl ANDREW	Mazda MX5	1600	MX5	12	21:38.751	40.585	1:46.321	71.105
13	17	Nick GILFILLAN	Mazda MX5	1600	MX5	12	21:41.568	43.402	1:45.746	71.492
14	50	Darren STANDING	Mazda MX5	1600	MX5	12	21:41.803	43.637	1:46.953	70.685
15	199	Simon DEATON	Mazda MX5	1600	MX5	12	21:42.354	44.188	1:46.206	71.182
16	52	Carly LATCHAM	Mazda MX5	1600	MX5	12	21:43.452	45.286	1:46.380	71.066
17	105	Roger CHESNEAU	Mazda MX5	1600	MX5	12	21:46.908	48.742	1:47.040	70.628
18	82	Jonathan BAILEY	Mazda MX5	1600	MX5	12	21:59.077	1:00.911	1:47.542	70.298
19	34	David NEIDELL	Mazda MX5	1600	MX5	12	22:02.079	1:03.913	1:46.734	70.830
20	54	John POWELL	Mazda MX5	1600	MX5	12	22:02.761	1:04.595	1:48.238	69.846
21	26	Paul YEOMANS	Mazda MX5	1600	MX5	12	22:17.744	1:19.578	1:49.736	68.893
22	77	John COCKBURN-EVANS	Mazda MX5	1600	MX5	12	22:19.719	1:21.553	1:48.338	69.782
23	101	Ian PRESCOTT	Mazda MX5	1600	MX5	12	22:28.005	1:29.839	1:48.943	69.394
24	32	Alex PRESTON	Mazda MX5	1600	MX5	12	22:38.921	1:40.755	1:45.811	71.448
25	94	Tania MANN	Mazda MX5	1600	MX5	12	22:40.618	1:42.452	1:50.226	68.586
26	68	Peter STRATTON	Mazda MX5	1800	MX5	11	22:20.790	1 Lap	1:52.765	67.042

## Not classified ()

DNF	35	Eduardo CORREIA	Mazda MX5	1600	MX5	4	7:16.686	DNF	1:46.806	70.783
DNF	93	John DAVIES	Mazda MX5	1600	MX5	4	7:17.146	DNF	1:46.651	70.885
DNF	103	Chris NOEL-HART	Mazda MX5	1600	MX5	2	3:58.430	DNF	1:52.408	67.255

Margin of Victory	Avg. Speed	Best Lap Tm	Best Spd	Best Lap by
0.220	72.105	1:43.366	73.138	30 - Wayne Le MONTAIS

Clerk of the Course - Chris Gibson

Orbits 4

Sig.

Time

www.amb-it.com

Chief Timekeeper - Ian Sharp (SMART)

www.mylaps.com

Times available on www.mylaps.com &amp; www.smart-timing.co.uk

Licensed to: SMART

DDMC Race Meeting

Ma5da MX5 Mk1 Championship

Race 8 - Groups D-A

Race (20:00 Time) started at 12:33:41

Croft 2.100 Miles

11/09/2011 12:25

Table with 4 columns: Lap, Lap Tm, Diff, Time of Day. Includes data for (8) Adam GORE and (90) Alan HENDERSON.

Table with 4 columns: Lap, Lap Tm, Diff, Time of Day. Includes data for (90) Alan HENDERSON.

Table with 4 columns: Lap, Lap Tm, Diff, Time of Day. Includes data for (30) Wayne Le MONTAIS.

Table with 4 columns: Lap, Lap Tm, Diff, Time of Day. Includes data for (73) Ben SHORT.

Table with 4 columns: Lap, Lap Tm, Diff, Time of Day. Includes data for (42) Charlie CHARMAN.

Table with 4 columns: Lap, Lap Tm, Diff, Time of Day. Includes data for (79) Andrew CHILDS.

Table with 4 columns: Lap, Lap Tm, Diff, Time of Day. Includes data for (79) Andrew CHILDS.

Table with 4 columns: Lap, Lap Tm, Diff, Time of Day. Includes data for (63) Rhys JENKINS.

Table with 4 columns: Lap, Lap Tm, Diff, Time of Day. Includes data for (36) Andy COOMBS.

Table with 4 columns: Lap, Lap Tm, Diff, Time of Day. Includes data for (46) Simon GODDARD.

Table with 4 columns: Lap, Lap Tm, Diff, Time of Day. Includes data for (45) Gary HUFFORD.

Table with 4 columns: Lap, Lap Tm, Diff, Time of Day. Includes data for (45) Gary HUFFORD.

Table with 4 columns: Lap, Lap Tm, Diff, Time of Day. Includes data for (64) Andrew WRIGHT.

Table with 4 columns: Lap, Lap Tm, Diff, Time of Day. Includes data for (118) Carl ANDREW.

Table with 4 columns: Lap, Lap Tm, Diff, Time of Day. Includes data for (17) Nick GILFILLAN.

Table with 4 columns: Lap, Lap Tm, Diff, Time of Day. Includes data for (50) Darren STANDING.

Clerk of the Course - Chris Gibson

Sig. Time
Chief Timekeeper - Ian Sharp (SMART)
Times available on www.mylaps.com & www.smart-timing.co.uk

Orbits 4
www.amb-it.com
www.mylaps.com
Licensed to: SMART

## DDMC Race Meeting

Ma5da MX5 Mk1 Championship

Race 8 - Groups D-A

Race (20:00 Time) started at 12:33:41

Croft 2.100 Miles

11/09/2011 12:25

Lap	Lap Tm	Diff	Time of Day
1	1:52.687	+5.734	12:35:39.078
2	1:49.226	+2.273	12:37:28.304
3	1:48.011	+1.058	12:39:16.315
4	1:47.347	+0.394	12:41:03.662
5	1:48.003	+1.050	12:42:51.665
6	1:47.362	+0.409	12:44:39.027
7	1:47.225	+0.272	12:46:26.252
8	1:46.953		12:48:13.205
9	1:47.475	+0.522	12:50:00.680
10	1:47.735	+0.782	12:51:48.415
11	1:47.007	+0.054	12:53:35.422
12	1:47.620	+0.667	12:55:23.042

## (199) Simon DEATON

1	1:53.737	+7.531	12:35:41.449
2	1:48.345	+2.139	12:37:29.794
3	1:47.100	+0.894	12:39:16.894
4	1:47.118	+0.912	12:41:04.012
5	1:48.359	+2.153	12:42:52.371
6	1:48.670	+2.464	12:44:41.041
7	1:46.555	+0.349	12:46:27.596
8	1:46.358	+0.152	12:48:13.954
9	1:47.163	+0.957	12:50:01.117
10	1:48.456	+2.250	12:51:49.573
11	1:47.814	+1.608	12:53:37.387
12	1:46.206		12:55:23.593

## (52) Carly LATCHAM

1	1:54.158	+7.778	12:35:40.754
2	1:47.864	+1.484	12:37:28.618
3	1:48.965	+2.585	12:39:17.583
4	1:47.139	+0.759	12:41:04.722
5	1:48.327	+1.947	12:42:53.049
6	1:48.695	+2.315	12:44:41.744
7	1:46.908	+0.528	12:46:28.652
8	1:47.993	+1.613	12:48:16.645
9	1:48.471	+2.091	12:50:05.116
10	1:46.642	+0.262	12:51:51.758
11	1:46.553	+0.173	12:53:38.311
12	1:46.380		12:55:24.691

## (105) Roger CHESNEAU

1	1:54.727	+7.687	12:35:42.492
2	1:47.532	+0.492	12:37:30.024
3	1:48.101	+1.061	12:39:18.125
4	1:47.389	+0.349	12:41:05.514
5	1:49.264	+2.224	12:42:54.778
6	1:47.160	+0.120	12:44:41.938
7	1:47.040		12:46:28.978
8	1:48.027	+0.987	12:48:17.005
9	1:47.709	+0.669	12:50:04.714
10	1:48.704	+1.664	12:51:53.418
11	1:47.067	+0.027	12:53:40.485
12	1:47.662	+0.622	12:55:28.147

## (82) Jonathan BAILEY

1	1:58.011	+10.469	12:35:45.305
2	1:50.645	+3.103	12:37:35.950
3	1:48.956	+1.414	12:39:24.906
4	1:48.596	+1.054	12:41:13.502
5	1:49.359	+1.817	12:43:02.861

Lap	Lap Tm	Diff	Time of Day
6	1:48.752	+1.210	12:44:51.613
7	1:48.473	+0.931	12:46:40.086
8	1:48.122	+0.580	12:48:28.208
9	1:47.600	+0.058	12:50:15.808
10	1:47.542		12:52:03.350
11	1:47.848	+0.306	12:53:51.198
12	1:49.118	+1.576	12:55:40.316

## (34) David NEIDELL

1	1:56.331	+9.597	12:35:44.445
2	1:59.079	+12.345	12:37:43.524
3	1:47.644	+0.910	12:39:31.168
4	1:46.734		12:41:17.902
5	1:49.613	+2.879	12:43:07.515
6	1:47.714	+0.980	12:44:55.229
7	1:47.843	+1.109	12:46:43.072
8	1:46.852	+0.118	12:48:29.924
9	1:47.339	+0.605	12:50:17.263
10	1:47.158	+0.424	12:52:04.421
11	1:47.292	+0.558	12:53:51.713
12	1:51.605	+4.871	12:55:43.318

## (54) John POWELL

1	1:56.235	+7.997	12:35:43.520
2	1:49.014	+0.776	12:37:32.534
3	1:50.591	+2.353	12:39:23.125
4	1:48.349	+0.111	12:41:11.474
5	1:49.411	+1.173	12:43:00.885
6	1:49.850	+1.612	12:44:50.735
7	1:50.053	+1.815	12:46:40.788
8	1:48.284	+0.046	12:48:29.072
9	1:48.799	+0.561	12:50:17.871
10	1:48.238		12:52:06.109
11	1:48.762	+0.524	12:53:54.871
12	1:49.129	+0.891	12:55:44.000

## (26) Paul YEOMANS

1	1:55.711	+5.975	12:35:44.027
2	1:51.526	+1.790	12:37:35.553
3	1:51.578	+1.842	12:39:27.131
4	1:49.829	+0.093	12:41:16.960
5	1:50.401	+0.665	12:43:07.361
6	1:50.279	+0.543	12:44:57.640
7	1:50.056	+0.320	12:46:47.696
8	1:50.267	+0.531	12:48:37.963
9	1:50.262	+0.526	12:50:28.225
10	1:49.736		12:52:17.961
11	1:50.096	+0.360	12:54:08.057
12	1:50.926	+1.190	12:55:58.983

## (77) John COCKBURN-EVANS

1	1:57.599	+9.261	12:35:45.811
2	1:50.809	+2.471	12:37:36.620
3	1:49.709	+1.371	12:39:26.329
4	1:48.338		12:41:14.667
5	1:49.403	+1.065	12:43:04.070
6	1:49.502	+1.164	12:44:53.572
7	1:51.683	+3.345	12:46:45.255
8	1:49.967	+1.629	12:48:35.222
9	1:51.093	+2.755	12:50:26.315
10	1:51.814	+3.476	12:52:18.129

Lap	Lap Tm	Diff	Time of Day
11	1:51.090	+2.752	12:54:09.219
12	1:51.739	+3.401	12:56:00.958

## (101) Ian PRESCOTT

1	1:59.692	+10.749	12:35:48.875
2	1:49.656	+0.713	12:37:38.531
3	1:49.854	+0.911	12:39:28.385
4	1:48.943		12:41:17.328
5	1:59.378	+10.435	12:43:16.706
6	1:50.694	+1.751	12:45:07.400
7	1:50.054	+1.111	12:46:57.454
8	1:49.875	+0.932	12:48:47.329
9	1:49.759	+0.816	12:50:37.088
10	1:50.988	+2.045	12:52:28.076
11	1:50.534	+1.591	12:54:18.610
12	1:50.634	+1.691	12:56:09.244

## (32) Alex PRESTON

1	1:51.471	+5.660	12:35:35.889
2	1:47.627	+1.816	12:37:23.516
3	1:46.971	+1.160	12:39:10.487
4	1:46.742	+0.931	12:40:57.229
p5	2:50.926	+1:05.115	12:43:48.156
6	1:53.977	+8.166	12:45:42.133
7	1:46.107	+0.296	12:47:28.240
8	1:46.800	+0.989	12:49:15.040
9	1:46.280	+0.469	12:51:01.320
10	1:45.878	+0.067	12:52:47.198
11	1:45.811		12:54:33.009
12	1:47.151	+1.340	12:56:20.160

## (94) Tania MANN

1	2:00.466	+10.240	12:35:49.230
2	1:57.862	+7.636	12:37:47.092
3	1:52.729	+2.503	12:39:39.821
4	1:52.199	+1.973	12:41:32.020
5	1:52.679	+2.453	12:43:24.699
6	1:52.334	+2.108	12:45:17.033
7	1:51.575	+1.349	12:47:08.608
8	1:51.341	+1.115	12:48:59.949
9	1:50.717	+0.491	12:50:50.666
10	1:50.226		12:52:40.892
11	1:50.287	+0.061	12:54:31.179
12	1:50.678	+0.452	12:56:21.857

## (68) Peter STRATTON

1	2:00.523	+7.758	12:35:50.260
2	2:07.589	+14.824	12:37:57.849
3	2:08.338	+15.573	12:40:06.187
4	2:06.272	+13.507	12:42:12.459
5	1:58.042	+5.277	12:44:10.501
6	1:56.478	+3.713	12:46:06.979
7	1:55.647	+2.882	12:48:02.626
8	1:54.267	+1.502	12:49:56.893
9	2:10.317	+17.552	12:52:07.210
10	1:52.765		12:53:59.975
11	2:02.054	+9.289	12:56:02.029

## (35) Eduardo CORREIA

1	1:52.382	+5.576	12:35:37.944
2	1:46.818	+0.012	12:37:24.312

Clerk of the Course - Chris Gibson

Sig.

Time

Chief Timekeeper - Ian Sharp (SMART)

Times available on www.mylaps.com &amp; www.smart-timing.co.uk

Printed: 12/09/2011 09:02:51

Orbits 4

www.amb-it.com

www.mylaps.com

Licensed to: SMART

Page 2/3

DDMC Race Meeting


Ma5da MX5 Mk1 Championship

Race 8 - Groups D-A

Race (20:00 Time) started at 12:33:41

Croft 2.100 Miles

11/09/2011 12:25



Lap	Lap Tm	Diff	Time of Day
3	1:46.807	+0.001	12:39:11.119
4	1:46.806		12:40:57.925

(93) John DAVIES

1	1:51.859	+5.208	12:35:37.873
2	1:46.960	+0.309	12:37:24.833
3	1:46.651		12:39:11.484
4	1:46.901	+0.250	12:40:58.385

(103) Chris NOEL-HART

1	1:58.306	+5.898	12:35:47.261
2	1:52.408		12:37:39.669

Lap Lap Tm Diff Time of Day

Lap Lap Tm Diff Time of Day

Clerk of the Course - Chris Gibson

Sig. Time

Chief Timekeeper - Ian Sharp (SMART)

Times available on [www.mylaps.com](http://www.mylaps.com) & [www.smart-timing.co.uk](http://www.smart-timing.co.uk)

Printed: 12/09/2011 09:02:51

Orbits 4

[www.amb-it.com](http://www.amb-it.com)

[www.mylaps.com](http://www.mylaps.com)

Licensed to: SMART

## Ma5da MX5 Mk1 Championship

Croft 2.100 Miles

## Race 8 - Groups D-A

11/09/2011 12:25

Race (20:00 Time) started at 12:33:41

Competitors	Laps												
	0	1	2	3	4	5	6	7	8	9	10	11	12
Ben SHORT (73)	1	73	73	8	8	8	8	8	8	8	8	8	8
Wayne Le MONTAIS (30)	2	30	8	90	90	90	90	90	30	30	30	90	90
Alan HENDERSON (90)	3	90	30	30	30	30	30	30	90	90	90	30	30
Adam GORE (8)	4	8	90	73	42	73	73	73	73	73	73	73	73
Charlie CHARMAN (42)	5	42	42	42	73	42	42	42	42	42	42	42	42
Andy COOMBS (36)	6	36	36	79	79	79	79	79	79	79	79	79	79
Alex PRESTON (32)	7	32	79	36	118	63	63	63	63	63	63	63	63
Andrew CHILDS (79)	8	79	63	118	63	118	36	36	36	36	36	36	36
Eduardo CORREIA (35)	9	35	32	63	36	36	118	118	118	118	118	118	46
Carl ANDREW (118)	10	118	118	45	45	45	45	45	45	45	45	45	45
Gary HUFFORD (45)	11	45	45	32	32	32	64	46	46	64	64	46	64
Rhys JENKINS (63)	12	63	35	35	35	35	46	64	64	46	46	64	118
John DAVIES (93)	13	93	93	93	93	93	50	50	50	50	50	50	50
Darren STANDING (50)	14	50	50	64	64	64	199	199	199	199	199	199	199
Carly LATCHAM (52)	15	52	64	46	46	46	52	52	52	52	105	52	52
Andrew WRIGHT (64)	16	64	46	50	50	50	105	105	105	105	52	105	105
Simon GODDARD (46)	17	46	52	52	199	199	54	54	82	82	82	82	82
John POWELL (54)	18	54	199	199	52	52	82	82	54	54	34	34	34
Jonathan BAILEY (82)	19	82	105	105	105	105	77	77	34	34	54	54	54
Simon DEATON (199)	20	199	54	54	54	54	26	34	77	77	77	26	26
Roger CHESNEAU (105)	21	105	26	26	82	82	34	26	26	26	26	77	77
David NEIDELL (34)	22	34	34	82	77	77	101	101	101	101	101	101	101
John COCKBURN-EVANS (77)	23	77	82	77	26	26	94	94	94	94	94	94	32
Paul YEOMANS (26)	24	26	77	101	101	101	32	32	32	32	32	32	94
Tania MANN (94)	25	94	103	103	34	34	68	68	68	68	17	17	17
Chris NOEL-HART (103)	26	103	101	34	94	94	17	17	17	17	68	68	68
Ian PRESCOTT (101)	27	101	94	94	68	68							
Peter STRATTON (68)	28	68	68	68	17	17							
Nick GILFILLAN (17)	29	17	17	17									

Clerk of the Course - Chris Gibson

Orbits 4

Sig. Time  
 Chief Timekeeper - Ian Sharp (SMART)  
 Times available on [www.mylaps.com](http://www.mylaps.com) & [www.smart-timing.co.uk](http://www.smart-timing.co.uk)

[www.amb-it.com](http://www.amb-it.com)  
[www.mylaps.com](http://www.mylaps.com)  
 Licensed to: SMART

Ma5da MX5 Mk3 Cup

Croft 2.100 Miles

Race 9 - Second Race

11/09/2011 13:00

Race (20:00 Time) started at 13:11:31

Pos	No.	Name	Make/Model	CC	Class C	Laps	Total Tm	Diff	Best Tm	Best Spd
1	66	Chrissy PALMER	Mazda MX5 MK3	2000	MXC	12	20:06.907		1:39.685	75.839
2	8	Adam GORE	Mazda MX5 Mk3	2000	MXC	12	20:17.346	10.439	1:39.948	75.639
3	10	Tom ROCHE	Maxda MX5 Mk3	2000	MXC	12	20:18.657	11.750	1:39.952	75.636
4	18	Paul SHEARD	Mazda MX5 Mk3	2000	MXC	12	20:22.344	15.437	1:40.097	75.527
5	81	Luke HERBERT	Mazda MX5 MK3	2000	MXC	12	20:24.246	17.339	1:40.267	75.399
6	16	Abbie EATON	Mazda MX5 Mk3	2000	MXC	12	20:24.404	17.497	1:40.428	75.278
7	99	Jonathan BLAKE	Mazda MX15R	1800	MXC	12	20:32.082	25.175	1:39.297	76.135
8	0	Alex LIVERSLEY	Maxda MX15R	1800	MXC	12	20:33.117	26.210	1:39.469	76.004
9	23	Luca FURBATTO	Mazda MX5 Mk3	2000	MXC	12	20:35.629	28.722	1:40.766	75.025
10	87	Will CHAPPEL	Maxda MX5 M3	1800	MXC	12	20:43.152	36.245	1:42.047	74.084
11	68	Justin NEWNAM	Mazda MX5 Mk3	2000	MXC	12	20:48.136	41.229	1:42.684	73.624
12	28	James MAXFIELD	Mazda MX5 Mk3	2000	MXC	12	20:57.777	50.870	1:43.153	73.289
13	11	Ryan CAFFERTY	Mazda MX5 Mk3	2000	MXC	12	21:05.985	59.078	1:43.272	73.205
14	21	Jim EDWARDS Snr	Mazda MX5 MK3	2000	MXC	12	21:16.407	1:09.500	1:43.706	72.898
15	96	Tania MANN	Mazda MX5 Mk3	1800	MXC	11	20:09.296	1 Lap	1:47.696	70.198
16	88	Michael PEARSON	Mazda MX15R	2000	MXC	11	20:31.927	1 Lap	1:48.315	69.796
Not classified ()										
DNF	9	Simon GODDARD	Mazda MX5 Mk3	2000	MXC	10	17:24.644	DNF	1:41.894	74.195

Margin of Victory	Avg. Speed	Best Lap Tm	Best Spd	Best Lap by
10.439	75.167	1:39.297	76.135	99 - Jonathan BLAKE

Clerk of the Course - Chris Gibson

Orbits 4

Sig.

Time

www.amb-it.com

Chief Timekeeper - Ian Sharp (SMART)

www.mylaps.com

Times available on www.mylaps.com &amp; www.smart-timing.co.uk

Licensed to: SMART

## DDMC Race Meeting

## Ma5da MX5 Mk3 Cup

## Race 9 - Second Race

## Race (20:00 Time) started at 13:11:31

Croft 2.100 Miles

11/09/2011 13:00

Lap	Lap Tm	Diff	Time of Day
<b>(66) Chrissy PALMER</b>			
1	1:46.780	+7.095	13:13:18.439
2	1:40.650	+0.965	13:14:59.089
3	1:40.181	+0.496	13:16:39.270
4	1:39.685		13:18:18.955
5	1:39.789	+0.104	13:19:58.744
6	1:39.813	+0.128	13:21:38.557
7	1:39.856	+0.171	13:23:18.413
8	1:39.720	+0.035	13:24:58.133
9	1:39.868	+0.183	13:26:38.001
10	1:40.339	+0.654	13:28:18.340
11	1:39.892	+0.207	13:29:58.232
12	1:40.195	+0.510	13:31:38.427

Lap	Lap Tm	Diff	Time of Day
<b>(8) Adam GORE</b>			
1	1:46.735	+6.787	13:13:20.088
2	1:41.044	+1.096	13:15:01.132
3	1:40.577	+0.629	13:16:41.709
4	1:42.483	+2.535	13:18:24.192
5	1:39.959	+0.011	13:20:04.151
6	1:41.390	+1.442	13:21:45.541
7	1:40.757	+0.809	13:23:26.298
8	1:40.787	+0.839	13:25:07.085
9	1:40.918	+0.970	13:26:48.003
10	1:39.948		13:28:27.951
11	1:40.823	+0.875	13:30:08.774
12	1:40.092	+0.144	13:31:48.866

Lap	Lap Tm	Diff	Time of Day
<b>(10) Tom ROCHE</b>			
1	1:47.658	+7.706	13:13:21.748
2	1:40.125	+0.173	13:15:01.873
3	1:40.237	+0.285	13:16:42.110
4	1:40.070	+0.118	13:18:22.180
5	1:40.512	+0.560	13:20:02.692
6	1:42.316	+2.364	13:21:45.008
7	1:41.023	+1.071	13:23:26.031
8	1:42.294	+2.342	13:25:08.325
9	1:41.876	+1.924	13:26:50.201
10	1:39.977	+0.025	13:28:30.178
11	1:39.952		13:30:10.130
12	1:40.047	+0.095	13:31:50.177

Lap	Lap Tm	Diff	Time of Day
<b>(18) Paul SHEARD</b>			
1	1:47.467	+7.370	13:13:19.640
2	1:41.015	+0.918	13:15:00.655
3	1:40.097		13:16:40.752
4	1:40.512	+0.415	13:18:21.264
5	1:41.892	+1.795	13:20:03.156
6	1:42.776	+2.679	13:21:45.932
7	1:40.540	+0.443	13:23:26.472
8	1:41.617	+1.520	13:25:08.089
9	1:42.929	+2.832	13:26:51.018
10	1:40.547	+0.450	13:28:31.565
11	1:41.367	+1.270	13:30:12.932
12	1:40.932	+0.835	13:31:53.864

Lap	Lap Tm	Diff	Time of Day
<b>(81) Luke HERBERT</b>			
1	1:46.174	+5.907	13:13:22.650
2	1:41.840	+1.573	13:15:04.490
3	1:41.958	+1.691	13:16:46.448

Lap	Lap Tm	Diff	Time of Day
4	1:40.781	+0.514	13:18:27.229
5	1:40.587	+0.320	13:20:07.816
6	1:40.843	+0.576	13:21:48.659
7	1:40.267		13:23:28.926
8	1:40.384	+0.117	13:25:09.310
9	1:41.139	+0.872	13:26:50.449
10	1:41.458	+1.191	13:28:31.907
11	1:41.631	+1.364	13:30:13.538
12	1:42.228	+1.961	13:31:55.766

Lap	Lap Tm	Diff	Time of Day
<b>(16) Abbie EATON</b>			
1	1:46.158	+5.730	13:13:19.419
2	1:40.648	+0.220	13:15:00.067
3	1:41.262	+0.834	13:16:41.329
4	1:40.436	+0.008	13:18:21.765
5	1:40.538	+0.110	13:20:02.303
6	1:42.845	+2.417	13:21:45.148
7	1:43.151	+2.723	13:23:28.299
8	1:40.428		13:25:08.727
9	1:41.223	+0.795	13:26:49.950
10	1:41.261	+0.833	13:28:31.211
11	1:42.123	+1.695	13:30:13.334
12	1:42.590	+2.162	13:31:55.924

Lap	Lap Tm	Diff	Time of Day
<b>(99) Jonathan BLAKE</b>			
1	1:43.255	+3.958	13:13:37.382
2	1:41.057	+1.760	13:15:18.439
3	1:40.335	+1.038	13:16:58.774
4	1:40.096	+0.799	13:18:38.870
5	1:42.013	+2.716	13:20:20.883
6	1:40.949	+1.652	13:22:01.832
7	1:39.297		13:23:41.129
8	1:40.316	+1.019	13:25:21.445
9	1:39.788	+0.491	13:27:01.233
10	1:40.105	+0.808	13:28:41.338
11	1:40.537	+1.240	13:30:21.875
12	1:41.727	+2.430	13:32:03.602

Lap	Lap Tm	Diff	Time of Day
<b>(0) Alex LIVERSLEY</b>			
1	1:45.439	+5.970	13:13:39.646
2	1:42.341	+2.872	13:15:21.987
3	1:41.176	+1.707	13:17:03.163
4	1:40.581	+1.112	13:18:43.744
5	1:40.073	+0.604	13:20:23.817
6	1:40.132	+0.663	13:22:03.949
7	1:39.726	+0.257	13:23:43.675
8	1:40.022	+0.553	13:25:23.697
9	1:41.700	+2.231	13:27:05.397
10	1:40.251	+0.782	13:28:45.648
11	1:39.469		13:30:25.117
12	1:39.520	+0.051	13:32:04.637

Lap	Lap Tm	Diff	Time of Day
<b>(23) Luca FURBATTO</b>			
1	1:45.710	+4.944	13:13:20.836
2	1:41.772	+1.006	13:15:02.608
3	1:40.766		13:16:43.374
4	1:41.467	+0.701	13:18:24.841
5	1:41.901	+1.135	13:20:06.742
6	1:42.533	+1.767	13:21:49.275
7	1:42.783	+2.017	13:23:32.058
8	1:43.515	+2.749	13:25:15.573

Lap	Lap Tm	Diff	Time of Day
9	1:42.960	+2.194	13:26:58.533
10	1:42.274	+1.508	13:28:40.807
11	1:43.046	+2.280	13:30:23.853
12	1:43.296	+2.530	13:32:07.149

Lap	Lap Tm	Diff	Time of Day
<b>(87) Will CHAPPEL</b>			
1	1:47.708	+5.661	13:13:22.195
2	1:42.485	+0.438	13:15:04.680
3	1:43.996	+1.949	13:16:48.676
4	1:42.047		13:18:30.723
5	1:42.387	+0.340	13:20:13.110
6	1:42.654	+0.607	13:21:55.764
7	1:42.213	+0.166	13:23:37.977
8	1:42.795	+0.748	13:25:20.772
9	1:44.668	+2.621	13:27:05.440
10	1:42.781	+0.734	13:28:48.221
11	1:42.958	+0.911	13:30:31.179
12	1:43.493	+1.446	13:32:14.672

Lap	Lap Tm	Diff	Time of Day
<b>(68) Justin NEWMAN</b>			
1	1:48.393	+5.709	13:13:24.237
2	1:43.391	+0.707	13:15:07.628
3	1:43.959	+1.275	13:16:51.587
4	1:42.792	+0.108	13:18:34.379
5	1:43.150	+0.466	13:20:17.529
6	1:42.958	+0.274	13:22:00.487
7	1:43.742	+1.058	13:23:44.229
8	1:42.684		13:25:26.913
9	1:43.184	+0.500	13:27:10.097
10	1:43.142	+0.458	13:28:53.239
11	1:42.996	+0.312	13:30:36.235
12	1:43.421	+0.737	13:32:19.656

Lap	Lap Tm	Diff	Time of Day
<b>(28) James MAXFIELD</b>			
1	1:48.885	+5.732	13:13:25.233
2	1:43.153		13:15:08.386
3	1:44.660	+1.507	13:16:53.046
4	1:43.664	+0.511	13:18:36.710
5	1:44.196	+1.043	13:20:20.906
6	1:44.185	+1.032	13:22:05.091
7	1:43.784	+0.631	13:23:48.875
8	1:43.788	+0.635	13:25:32.663
9	1:44.307	+1.154	13:27:16.970
10	1:43.885	+0.732	13:29:00.855
11	1:43.682	+0.529	13:30:44.537
12	1:44.760	+1.607	13:32:29.297

Lap	Lap Tm	Diff	Time of Day
<b>(11) Ryan CAFFERTY</b>			
1	1:47.613	+4.341	13:13:23.564
2	1:43.809	+0.537	13:15:07.373
3	1:43.988	+0.716	13:16:51.361
4	1:43.819	+0.547	13:18:35.180
5	1:43.272		13:20:18.452
6	1:44.367	+1.095	13:22:02.819
7	1:43.653	+0.381	13:23:46.472
8	1:54.452	+11.180	13:25:40.924
9	1:44.832	+1.560	13:27:25.756
10	1:44.064	+0.792	13:29:09.820
11	1:43.805	+0.533	13:30:53.625
12	1:43.880	+0.608	13:32:37.505

Clerk of the Course - Chris Gibson

Orbits 4

Sig. Time  
 Chief Timekeeper - Ian Sharp (SMART)  
 Times available on www.mylaps.com & www.smart-timing.co.uk

www.amb-it.com  
 www.mylaps.com  
 Licensed to: SMART



## DDMC Race Meeting

Ma5da MX5 Mk3 Cup

Race 9 - Second Race

Race (20:00 Time) started at 13:11:31

Croft 2.100 Miles

11/09/2011 13:00

Lap	Lap Tm	Diff	Time of Day
<b>(21) Jim EDWARDS Snr</b>			
1	<b>2:04.862</b>	+21.156	13:13:39.387
2	<b>1:44.375</b>	+0.669	13:15:23.762
3	<b>1:43.777</b>	+0.071	13:17:07.539
4	<b>1:43.953</b>	+0.247	13:18:51.492
5	<b>1:44.068</b>	+0.362	13:20:35.560
6	<b>1:44.688</b>	+0.982	13:22:20.248
7	<b>1:44.927</b>	+1.221	13:24:05.175
8	<b>1:44.196</b>	+0.490	13:25:49.371
9	<b>1:43.706</b>		13:27:33.077
10	1:44.804	+1.098	13:29:17.881
11	1:44.180	+0.474	13:31:02.061
12	1:45.866	+2.160	13:32:47.927

<b>(96) Tania MANN</b>			
1	1:53.082	+5.386	13:13:29.535
2	1:50.692	+2.996	13:15:20.227
3	1:50.155	+2.459	13:17:10.382
4	1:49.606	+1.910	13:18:59.988
5	1:48.972	+1.276	13:20:48.960
6	1:48.955	+1.259	13:22:37.915
7	1:49.337	+1.641	13:24:27.252
8	1:49.098	+1.402	13:26:16.350
9	1:48.442	+0.746	13:28:04.792
10	<b>1:47.696</b>		13:29:52.488
11	1:48.328	+0.632	13:31:40.816

<b>(88) Michael PEARSON</b>			
1	1:51.420	+3.105	13:13:46.602
2	1:49.378	+1.063	13:15:35.980
3	1:50.566	+2.251	13:17:26.546
4	1:49.785	+1.470	13:19:16.331
5	1:49.779	+1.464	13:21:06.110
6	1:48.951	+0.636	13:22:55.061
7	1:48.997	+0.682	13:24:44.058
8	<b>1:48.315</b>		13:26:32.373
9	1:49.378	+1.063	13:28:21.751
10	1:52.521	+4.206	13:30:14.272
11	1:49.175	+0.860	13:32:03.447

<b>(9) Simon GODDARD</b>			
1	1:46.819	+4.925	13:13:21.992
2	1:42.125	+0.231	13:15:04.117
3	1:45.148	+3.254	13:16:49.265
4	1:42.451	+0.557	13:18:31.716
5	<b>1:41.894</b>		13:20:13.610
6	1:42.869	+0.975	13:21:56.479
7	1:41.981	+0.087	13:23:38.460
8	1:42.884	+0.990	13:25:21.344
9	1:47.179	+5.285	13:27:08.523
10	1:47.641	+5.747	13:28:56.164

Clerk of the Course - Chris Gibson

Sig. Time  
 Chief Timekeeper - Ian Sharp (SMART)  
 Times available on [www.mylaps.com](http://www.mylaps.com) & [www.smart-timing.co.uk](http://www.smart-timing.co.uk)

Orbits 4

[www.amb-it.com](http://www.amb-it.com)  
[www.mylaps.com](http://www.mylaps.com)  
 Licensed to: SMART

Ma5da MX5 Mk3 Cup

Croft 2.100 Miles

Race 9 - Second Race

11/09/2011 13:00

Race (20:00 Time) started at 13:11:31

Competitors	Laps												
	0	1	2	3	4	5	6	7	8	9	10	11	12
Chrissy PALMER (66)	1	66	66	66	66	66	66	66	66	66	66	66	66
Paul SHEARD (18)	2	18	16	16	18	18	16	10	10	8	8	8	8
Abbie EATON (16)	3	16	18	18	16	16	10	16	8	18	16	10	10
Adam GORE (8)	4	8	8	8	8	10	18	8	18	10	10	16	18
Tom ROCHE (10)	5	10	23	10	10	8	8	18	16	16	81	18	16
Will CHAPPEL (87)	6	87	10	23	23	23	23	81	81	81	18	81	16
Jim EDWARDS Snr (21)	7	21	9	9	81	81	81	23	23	23	23	99	99
Luca FURBATTO (23)	8	23	87	81	87	87	87	87	87	87	99	99	23
Simon GODDARD (9)	9	9	81	87	9	9	9	9	9	9	0	0	23
Justin NEWNAM (68)	10	68	11	11	11	68	68	68	99	99	87	87	87
Ryan CAFFERTY (11)	11	11	68	68	68	11	11	99	0	0	9	68	68
James MAXFIELD (28)	12	28	28	28	28	28	99	11	68	68	68	9	28
Tania MANN (96)	13	96	96	99	99	99	28	0	11	28	28	28	11
Luke HERBERT (81)	14	81	99	96	0	0	0	28	28	11	11	11	21
Jonathan BLAKE (99)	15	99	21	0	21	21	21	21	21	21	21	21	96
Alex LIVERSLEY (0)	16	0	0	21	96	96	96	96	96	96	96	96	88
Michael PEARSON (88)	17	88	88	88	88	88	88	88	88	88	88	88	88

Ma5da MX5 Mk1 Championship

Croft 2.100 Miles

Race 10- Groups B-C

11/09/2011 13:30

Race (20:00 Time) started at 13:48:07

Pos	No.	Name	Make/Model	CC	Class Cc	Laps	Total Tm	Diff	Best Tm	Best Spd
1	92	Jordan STILP	Mazda MX5	1600	MX5	12	21:00.282		1:43.814	72.823
2	48	James B BALDWIN	Mazda MX5	1600	MX5	12	21:01.223	0.941	1:43.494	73.048
3	91	Matthew DAVIES	Mazda MX5	1600	MX5	12	21:05.559	5.277	1:44.170	72.574
4	12	Matthew LAMBERT	Mazda MX5	1600	MX5	12	21:24.486	24.204	1:45.169	71.884
5	23	Martin TOLLEY	Mazda MX5	1600	MX5	12	21:25.473	25.191	1:44.839	72.111
6	70	Daniel ROGERS	Mazda MX5	1600	MX5	12	21:26.951	26.669	1:45.443	71.698
7	76	Brian CHANDLER	Mazda MX5	1600	MX5	12	21:29.345	29.063	1:45.038	71.974
8	100	Alyn ROBSON	Mazda MX5	1600	MX5	12	21:29.864	29.582	1:45.523	71.643
9	27	Clive BAILYE	Mazda MX5	1600	MX5	12	21:31.482	31.200	1:44.516	72.333
10	13	Scott LEACH	Mazda MX5	1600	MX5	12	21:35.368	35.086	1:46.016	71.310
11	21	Iain CAMERON	Mazda MX5	1600	MX5	12	21:36.171	35.889	1:46.324	71.103
12	80	Tim HUTCHINSON	Mazda MX5	1600	MX5	12	21:37.002	36.720	1:46.344	71.090
13	99	Jonathan BLAKE	Mazda MZ5	1600	MX5	12	21:37.466	37.184	1:46.553	70.951
14	71	Steven ANDREW	Mazda MX5	1600	MX5	12	21:49.931	49.649	1:46.890	70.727
15	55	Martin STEVINSON	Mazda MX5	1600	MX5	12	21:51.172	50.890	1:45.935	71.365
16	86	Dan STEWART	Mazda MX5	1600	MX5	12	21:51.828	51.546	1:46.326	71.102
17	66	Piers CHANDLER	Mazda MX5	1600	MX5	12	21:59.676	59.394	1:47.605	70.257
18	58	Tim GRAY	Mazda MX5	1600	MX5	12	22:09.959	1:09.677	1:47.581	70.273
19	47	Stephen CRAGGS	Mazda MX5	1600	MX5	12	22:18.170	1:17.888	1:47.828	70.112
20	39	Brett SMITH	Mazda MX5	1600	MX5	11	21:03.626	1 Lap	1:45.405	71.723

## Not classified ()

DNF	180	Matt NICHOL-JONES	Mazda MX5	1600	MX5	10	18:11.245	DNF	1:45.556	71.621
DNF	33	Siobhan LITHERLAND	Mazda MX5	1600	MX5	8	16:16.663	DNF	1:54.112	66.251
DNF	29	Nicholas HART	Mazda MX5	1600	MX5	5	9:18.249	DNF	1:47.903	70.063
DNF	111	Paul BLACK	Mazda MX5	1600	MX5	5	12:04.587	DNF	1:46.715	70.843
DNF	130	Mark LITHERLAND	Mazda MX5	1600	MX5	4	7:31.207	DNF	1:47.524	70.310
DNF	72	Matthew SHORT	Mazda MX5	1600	MX5	3	5:39.978	DNF	1:47.572	70.279
DNF	95	Nick DOUGILL	Mazda MX5	1600	MX5	2	4:10.356	DNF	1:57.793	64.180

Margin of Victory	Avg. Speed	Best Lap Tm	Best Spd	Best Lap by
0.941	71.984	1:43.494	73.048	48 - James B BALDWIN

Clerk of the Course - Chris Gibson

Orbits 4

Sig. Time

www.amb-it.com

Chief Timekeeper - Ian Sharp (SMART)

www.mylaps.com

Times available on www.mylaps.com &amp; www.smart-timing.co.uk

Licensed to: SMART

## DDMC Race Meeting

Ma5da MX5 Mk1 Championship

Race 10- Groups B-C

Race (20:00 Time) started at 13:48:07

Croft 2.100 Miles

11/09/2011 13:30

Lap	Lap Tm	Diff	Time of Day
-----	--------	------	-------------

(92) Jordan STILP

1	1:49.538	+5.724	13:49:57.881
2	1:44.196	+0.382	13:51:42.077
3	1:44.740	+0.926	13:53:26.817
4	1:44.177	+0.363	13:55:10.994
5	1:43.979	+0.165	13:56:54.973
6	1:43.814		13:58:38.787
7	1:44.151	+0.337	14:00:22.938
8	1:44.455	+0.641	14:02:07.393
9	1:44.978	+1.164	14:03:52.371
10	1:46.132	+2.318	14:05:38.503
11	1:45.505	+1.691	14:07:24.008
12	1:44.212	+0.398	14:09:08.220

(48) James B BALDWIN

1	1:49.663	+6.169	13:49:59.402
2	1:44.725	+1.231	13:51:44.127
3	1:44.337	+0.843	13:53:28.464
4	1:43.658	+0.164	13:55:12.122
5	1:43.494		13:56:55.616
6	1:43.867	+0.373	13:58:39.483
7	1:44.000	+0.506	14:00:23.483
8	1:44.385	+0.891	14:02:07.868
9	1:44.598	+1.104	14:03:52.466
10	1:46.335	+2.841	14:05:38.801
11	1:45.628	+2.134	14:07:24.429
12	1:44.732	+1.238	14:09:09.161

(91) Matthew DAVIES

1	1:50.189	+6.019	13:49:59.906
2	1:44.854	+0.684	13:51:44.760
3	1:44.376	+0.206	13:53:29.136
4	1:44.170		13:55:13.306
5	1:44.838	+0.668	13:56:58.144
6	1:45.000	+0.830	13:58:43.144
7	1:45.041	+0.871	14:00:28.185
8	1:44.925	+0.755	14:02:13.110
9	1:44.597	+0.427	14:03:57.707
10	1:45.174	+1.004	14:05:42.881
11	1:45.176	+1.006	14:07:28.057
12	1:45.440	+1.270	14:09:13.497

(12) Matthew LAMBERT

1	1:51.515	+6.346	13:50:02.866
2	1:45.762	+0.593	13:51:48.628
3	1:45.628	+0.459	13:53:34.256
4	1:45.169		13:55:19.425
5	1:45.364	+0.195	13:57:04.789
6	1:45.465	+0.296	13:58:50.254
7	1:45.914	+0.745	14:00:36.168
8	1:47.476	+2.307	14:02:23.644
9	1:46.291	+1.122	14:04:09.935
10	1:49.390	+4.221	14:05:59.325
11	1:46.301	+1.132	14:07:45.626
12	1:46.798	+1.629	14:09:32.424

(23) Martin TOLLEY

1	1:49.764	+4.925	13:50:01.099
2	1:44.839		13:51:45.938
3	1:45.835	+0.996	13:53:31.773

Lap	Lap Tm	Diff	Time of Day
-----	--------	------	-------------

4	1:45.856	+1.017	13:55:17.629
5	1:46.894	+2.055	13:57:04.523
6	1:47.414	+2.575	13:58:51.937
7	1:45.660	+0.821	14:00:37.597
8	1:47.145	+2.306	14:02:24.742
9	1:46.836	+1.997	14:04:11.578
10	1:47.261	+2.422	14:05:58.839
11	1:46.645	+1.806	14:07:45.484
12	1:47.927	+3.088	14:09:33.411

(70) Daniel ROGERS

1	1:51.748	+6.305	13:50:02.260
2	1:46.074	+0.631	13:51:48.334
3	1:47.658	+2.215	13:53:35.992
4	1:45.443		13:55:21.435
5	1:45.747	+0.304	13:57:07.182
6	1:46.092	+0.649	13:58:53.274
7	1:45.638	+0.195	14:00:38.912
8	1:46.479	+1.036	14:02:25.391
9	1:46.506	+1.063	14:04:11.897
10	1:47.865	+2.422	14:05:59.762
11	1:47.458	+2.015	14:07:47.220
12	1:47.669	+2.226	14:09:34.889

(76) Brian CHANDLER

1	1:50.942	+5.904	13:50:01.634
2	1:45.038		13:51:46.672
3	1:45.851	+0.813	13:53:32.523
4	1:45.276	+0.238	13:55:17.799
5	1:46.707	+1.669	13:57:04.506
6	1:46.961	+1.923	13:58:51.467
7	1:45.400	+0.362	14:00:36.867
8	1:46.633	+1.595	14:02:23.500
9	1:47.568	+2.530	14:04:11.068
10	1:51.172	+6.134	14:06:02.240
11	1:48.272	+3.234	14:07:50.512
12	1:46.771	+1.733	14:09:37.283

(100) Alyn ROBSON

1	1:51.912	+6.389	13:50:05.065
2	1:46.664	+1.141	13:51:51.729
3	1:48.512	+2.989	13:53:40.241
4	1:47.139	+1.616	13:55:27.380
5	1:47.511	+1.988	13:57:14.891
6	1:46.287	+0.764	13:59:01.178
7	1:45.523		14:00:46.701
8	1:45.783	+0.260	14:02:32.484
9	1:46.171	+0.648	14:04:18.655
10	1:48.008	+2.485	14:06:06.663
11	1:45.583	+0.060	14:07:52.246
12	1:45.556	+0.033	14:09:37.802

(27) Clive BAILYE

1	1:51.404	+6.888	13:50:03.588
2	1:46.967	+2.451	13:51:50.555
3	1:45.079	+0.563	13:53:35.634
4	1:44.516		13:55:20.150
5	1:44.864	+0.348	13:57:05.014
6	1:47.096	+2.580	13:58:52.110
7	1:46.373	+1.857	14:00:38.483
8	1:46.323	+1.807	14:02:24.806

Lap	Lap Tm	Diff	Time of Day
-----	--------	------	-------------

9	1:46.499	+1.983	14:04:11.305
10	1:57.092	+12.576	14:06:08.397
11	1:45.902	+1.386	14:07:54.299
12	1:45.121	+0.605	14:09:39.420

(13) Scott LEACH

1	1:52.416	+6.400	13:50:05.861
2	1:46.997	+0.981	13:51:52.858
3	1:47.803	+1.787	13:53:40.661
4	1:47.138	+1.122	13:55:27.799
5	1:50.049	+4.033	13:57:17.848
6	1:46.193	+0.177	13:59:04.041
7	1:46.016		14:00:50.057
8	1:46.457	+0.441	14:02:36.514
9	1:46.791	+0.775	14:04:23.305
10	1:47.145	+1.129	14:06:10.450
11	1:46.453	+0.437	14:07:56.903
12	1:46.403	+0.387	14:09:43.306

(21) Iain CAMERON

1	1:51.396	+5.072	13:50:03.564
2	1:47.567	+1.243	13:51:51.131
3	1:48.260	+1.936	13:53:39.391
4	1:46.515	+0.191	13:55:25.906
5	1:48.535	+2.211	13:57:14.441
6	1:46.429	+0.105	13:59:00.870
7	1:47.665	+1.341	14:00:48.535
8	1:46.776	+0.452	14:02:35.311
9	1:48.439	+2.115	14:04:23.750
10	1:47.408	+1.084	14:06:11.158
11	1:46.324		14:07:57.482
12	1:46.627	+0.303	14:09:44.109

(80) Tim HUTCHINSON

1	1:52.842	+6.498	13:50:07.433
2	1:46.905	+0.561	13:51:54.338
3	1:47.334	+0.990	13:53:41.672
4	1:47.183	+0.839	13:55:28.855
5	1:46.573	+0.229	13:57:15.428
6	1:47.915	+1.571	13:59:03.343
7	1:46.501	+0.157	14:00:49.844
8	1:46.369	+0.025	14:02:36.213
9	1:46.801	+0.457	14:04:23.014
10	1:48.876	+2.532	14:06:11.890
11	1:46.344		14:07:58.234
12	1:46.706	+0.362	14:09:44.940

(99) Jonathan BLAKE

1	1:51.909	+5.356	13:50:04.776
2	1:46.849	+0.296	13:51:51.625
3	1:48.189	+1.636	13:53:39.814
4	1:47.459	+0.906	13:55:27.273
5	1:47.574	+1.021	13:57:14.847
6	1:46.743	+0.190	13:59:01.590
7	1:47.734	+1.181	14:00:49.324
8	1:46.553		14:02:35.877
9	1:46.663	+0.110	14:04:22.540
10	1:47.571	+1.018	14:06:10.111
11	1:46.679	+0.126	14:07:56.790
12	1:48.614	+2.061	14:09:45.404

Clerk of the Course - Chris Gibson

Sig.

Time

Chief Timekeeper - Ian Sharp (SMART)

Times available on [www.mylaps.com](http://www.mylaps.com) & [www.smart-timing.co.uk](http://www.smart-timing.co.uk)

Printed: 12/09/2011 09:03:30

Orbits 4

[www.amb-it.com](http://www.amb-it.com)[www.mylaps.com](http://www.mylaps.com)

Licensed to: SMART

Page 1/2

## Ma5da MX5 Mk1 Championship

## Race 10- Groups B-C

Race (20:00 Time) started at 13:48:07

Croft 2.100 Miles

11/09/2011 13:30

Lap	Lap Tm	Diff	Time of Day
<u>(71) Steven ANDREW</u>			
1	1:56.183	+9.293	13:50:10.468
2	1:47.942	+1.052	13:51:58.410
3	1:47.994	+1.104	13:53:46.404
4	1:48.107	+1.217	13:55:34.511
5	1:47.909	+1.019	13:57:22.420
6	1:48.270	+1.380	13:59:10.690
7	1:47.252	+0.362	14:00:57.942
8	1:46.890		14:02:44.832
9	1:47.223	+0.333	14:04:32.055
10	1:51.221	+4.331	14:06:23.276
11	1:47.109	+0.219	14:08:10.385
12	1:47.484	+0.594	14:09:57.869

<u>(55) Martin STEVINSON</u>			
1	1:52.450	+6.515	13:50:04.218
2	1:46.900	+0.965	13:51:51.118
3	1:48.055	+2.120	13:53:39.173
4	1:47.320	+1.385	13:55:26.493
5	1:46.941	+1.006	13:57:13.434
6	1:46.926	+0.991	13:59:00.360
7	1:45.935		14:00:46.295
8	1:46.714	+0.779	14:02:33.009
9	1:46.177	+0.242	14:04:19.186
10	2:06.274	+20.339	14:06:25.460
11	1:47.095	+1.160	14:08:12.555
12	1:46.555	+0.620	14:09:59.110

<u>(86) Dan STEWART</u>			
1	2:00.753	+14.427	13:50:16.382
2	1:48.283	+1.957	13:52:04.665
3	1:47.553	+1.227	13:53:52.218
4	1:48.970	+2.644	13:55:41.188
5	1:48.781	+2.455	13:57:29.969
6	1:47.277	+0.951	13:59:17.246
7	1:47.365	+1.039	14:01:04.611
8	1:46.914	+0.588	14:02:51.525
9	1:47.440	+1.114	14:04:38.965
10	1:47.193	+0.867	14:06:26.158
11	1:46.326		14:08:12.484
12	1:47.282	+0.956	14:09:59.766

<u>(66) Piers CHANDLER</u>			
1	1:55.506	+7.901	13:50:09.420
2	1:50.274	+2.669	13:51:59.694
3	1:47.815	+0.210	13:53:47.509
4	1:48.911	+1.306	13:55:36.420
5	1:49.072	+1.467	13:57:25.492
6	1:48.638	+1.033	13:59:14.130
7	1:48.286	+0.681	14:01:02.416
8	1:50.013	+2.408	14:02:52.429
9	1:48.333	+0.728	14:04:40.762
10	1:47.605		14:06:28.367
11	1:49.419	+1.814	14:08:17.786
12	1:49.828	+2.223	14:10:07.614

<u>(58) Tim GRAY</u>			
1	2:01.424	+13.843	13:50:15.837
2	1:48.108	+0.527	13:52:03.945
3	1:47.719	+0.138	13:53:51.664
4	1:49.398	+1.817	13:55:41.062

5	1:49.454	+1.873	13:57:30.516
6	1:52.066	+4.485	13:59:22.582
7	1:49.266	+1.685	14:01:11.848
8	1:47.581		14:02:59.429
9	1:49.070	+1.489	14:04:48.499
10	1:51.808	+4.227	14:06:40.307
11	1:49.304	+1.723	14:08:29.611
12	1:48.286	+0.705	14:10:17.897

<u>(47) Stephen CRAGGS</u>			
1	1:58.457	+10.629	13:50:12.439
2	1:50.823	+2.995	13:52:03.262
3	1:47.873	+0.045	13:53:51.135
4	1:49.508	+1.680	13:55:40.643
5	1:49.619	+1.791	13:57:30.262
6	2:06.638	+18.810	13:59:36.900
7	1:47.981	+0.153	14:01:24.881
8	1:47.828		14:03:12.709
9	1:47.993	+0.165	14:05:00.702
10	1:48.622	+0.794	14:06:49.324
11	1:48.094	+0.266	14:08:37.418
12	1:48.690	+0.862	14:10:26.108

<u>(39) Brett SMITH</u>			
1	1:54.562	+9.157	13:50:08.261
2	1:46.781	+1.376	13:51:55.042
3	1:47.148	+1.743	13:53:42.190
4	1:45.939	+0.534	13:55:28.129
5	1:47.232	+1.827	13:57:15.361
6	1:46.743	+1.338	13:59:02.104
7	1:46.577	+1.172	14:00:48.681
8	1:45.824	+0.419	14:02:34.505
9	1:45.405		14:04:19.910
p10	2:51.859	+1:06.454	14:07:11.770
11	1:59.794	+14.389	14:09:11.564

<u>(180) Matt NICHOL-JONES</u>			
1	1:51.757	+6.201	13:50:03.306
2	1:46.507	+0.951	13:51:49.813
3	1:45.651	+0.095	13:53:35.464
4	1:45.755	+0.199	13:55:21.219
5	1:45.780	+0.224	13:57:06.999
6	1:45.902	+0.346	13:58:52.901
7	1:45.556		14:00:38.457
8	1:46.288	+0.732	14:02:24.745
9	1:46.430	+0.874	14:04:11.175
p10	2:08.007	+22.451	14:06:19.183

<u>(33) Siobhan LITHERLAND</u>			
1	2:15.426	+21.314	13:50:31.385
2	1:58.226	+4.114	13:52:29.611
3	1:57.823	+3.711	13:54:27.434
4	1:54.882	+0.770	13:56:22.316
5	1:54.112		13:58:16.428
6	2:11.676	+17.564	14:00:28.104
7	1:58.488	+4.376	14:02:26.592
8	1:58.009	+3.897	14:04:24.601

<u>(29) Nicholas HART</u>			
1	1:54.968	+7.065	13:50:09.954
2	1:48.395	+0.492	13:51:58.349

Lap	Lap Tm	Diff	Time of Day
3	1:47.903		13:53:46.252
4	1:50.457	+2.554	13:55:36.709
5	1:49.478	+1.575	13:57:26.187

<u>(111) Paul BLACK</u>			
1	1:57.317	+10.602	13:50:12.557
2	1:49.957	+3.242	13:52:02.514
3	1:46.715		13:53:49.229
4	1:48.129	+1.414	13:55:37.358
p5	4:35.166	+2:48.451	14:00:12.525

<u>(130) Mark LITHERLAND</u>			
1	1:56.023	+8.499	13:50:11.866
2	1:51.244	+3.720	13:52:03.110
3	1:47.524		13:53:50.634
4	1:48.511	+0.987	13:55:39.145

<u>(72) Matthew SHORT</u>			
1	1:56.470	+8.898	13:50:09.727
2	1:50.617	+3.045	13:52:00.344
3	1:47.572		13:53:47.916

<u>(95) Nick DOUGILL</u>			
1	1:57.793		13:50:11.785
2	2:06.509	+8.716	13:52:18.294

## Ma5da MX5 Mk1 Championship

Croft 2.100 Miles

## Race 10- Groups B-C

11/09/2011 13:30

Race (20:00 Time) started at 13:48:07

Competitors	Laps												
	0	1	2	3	4	5	6	7	8	9	10	11	12
Jordan STILP (92)	1	92	92	92	92	92	92	92	92	92	92	92	92
Matthew DAVIES (91)	2	91	48	48	48	48	48	48	48	48	48	48	48
James B BALDWIN (48)	3	48	91	91	91	91	91	91	91	91	91	91	91
Daniel ROGERS (70)	4	70	23	23	23	76	12	12	76	12	23	23	12
Brian CHANDLER (76)	5	76	76	76	76	76	23	76	76	12	76	12	23
Martin TOLLEY (23)	6	23	70	70	12	12	12	23	23	23	180	70	70
Matthew LAMBERT (12)	7	12	12	12	180	27	27	27	180	180	27	76	76
Matt NICHOL-JONES (180)	8	180	180	180	27	180	180	180	27	27	23	100	100
Martin STEVINSON (55)	9	55	21	27	70	70	70	70	70	70	27	27	27
Iain CAMERON (21)	10	21	27	55	55	21	55	55	55	100	100	99	99
Clive BAILYE (27)	11	27	55	21	21	55	21	21	100	55	55	13	13
Jonathan BLAKE (99)	12	99	99	99	99	99	99	100	21	39	39	21	21
Alyn ROBSON (100)	13	100	100	100	100	100	99	39	21	99	80	80	99
Matthew SHORT (72)	14	72	13	13	13	13	39	39	99	99	80	180	71
Scott LEACH (13)	15	13	80	80	80	39	80	80	80	80	13	71	86
Brett SMITH (39)	16	39	39	39	39	80	13	13	13	13	21	55	55
Piers CHANDLER (66)	17	66	66	29	29	71	71	71	71	71	71	86	66
Stephen CRAGGS (47)	18	47	72	71	71	66	66	66	66	86	86	66	58
Nick DOUGILL (95)	19	95	29	66	66	29	29	86	86	66	66	58	47
Steven ANDREW (71)	20	71	71	72	72	111	86	58	58	58	58	47	39
Tim GRAY (58)	21	58	95	111	111	130	47	47	47	47	47	39	
Tim HUTCHINSON (80)	22	80	130	130	130	47	58	33	33	33			
Nicholas HART (29)	23	29	47	47	47	58	33						
Paul BLACK (111)	24	111	111	58	58	86	111						
Dan STEWART (86)	25	86	58	86	86	33							
Mark LITHERLAND (130)	26	130	86	95	33								
Siobhan LITHERLAND (33)	27	33	33	33									

Clerk of the Course - Chris Gibson

Orbits 4

Sig. Time  
 Chief Timekeeper - Ian Sharp (SMART)  
 Times available on [www.mylaps.com](http://www.mylaps.com) & [www.smart-timing.co.uk](http://www.smart-timing.co.uk)

[www.amb-it.com](http://www.amb-it.com)  
[www.mylaps.com](http://www.mylaps.com)  
 Licensed to: SMART

NSSCC B,C,D &amp; H Championship

Croft 2.100 Miles

Race 11 - Round 12

11/09/2011 14:10

Race (15:00 and 1 Laps) started at 14:24:01

Pos	No.	Name	Make/Model	CC	Class	Laps	Total Tm	Diff	Best Tm	Best Spd
1	44	Michael CUTT	BMW M3	2996	B	11	17:47.029		1:34.952	79.619
2	21	Ken HALL	Rover 6R4	2800	B	11	18:00.808	13.779	1:37.020	77.922
3	15	David COX	Peugeot 205	2000	C	11	18:06.844	19.815	1:36.110	78.660
4	49	Mike WILLIAMSON	Mitsubishi Evo	2000T	B	11	18:18.195	31.166	1:38.102	77.063
5	1	Paul MOSS	Citroen Saxo	1600	D	11	18:24.333	37.304	1:38.698	76.597
6	67	Peter DIXON	Honda Civic	1600	D	11	18:25.605	38.576	1:38.531	76.727
7	70	Mark ARMSTRONG	Subaru	2000T	B	11	18:28.325	41.296	1:38.210	76.978
8	53	Jason SOUTH	Peugeot 205	1587	D	11	18:35.960	48.931	1:39.395	76.060
9	2	Daniel IRVING	Mazda MX5	1600T	B	11	18:38.267	51.238	1:39.742	75.796
10	18	Brian MORRIS	Datsun 240Z	2353	H	11	18:46.613	59.584	1:39.823	75.734
11	89	Stephen KELL	Ford Sierra XR4x4	2900	B	11	18:50.770	1:03.741	1:38.943	76.408
12	17	Simon GIBSON	Honda Integra	1600	D	11	18:53.859	1:06.830	1:40.542	75.192
13	11	Martin ADDISON	Peugeot 106	1400	D	11	19:10.762	1:23.733	1:42.590	73.691
14	5	Terry WRIGHT	Rover 100	1600	D	11	19:20.404	1:33.375	1:43.215	73.245
15	32	Simon BAKER	Ford Fiesta	1600	D	11	19:21.406	1:34.377	1:43.032	73.375
16	55	Daniel McKAY	Ford Fiesta	1600	D	10	17:51.792	1 Lap	1:40.822	74.984
17	42	David HEWITSON	Toyota Supra	2997T	B	10	17:52.328	1 Lap	1:44.398	72.415
18	62	Ben TROSSELL	Citroen AX	1587	D	10	18:36.009	1 Lap	1:48.411	69.735
19	72	Andrew BLYTHE	Porsche 924	2000	C	10	18:42.917	1 Lap	1:48.853	69.451
20	34	Michael STANLEY	Ford Fiesta	1600	D	10	19:31.227	1 Lap	1:53.505	66.605
21	37	Helen ALLEN	Ford Fiesta	1600	D	10	19:31.984	1 Lap	1:53.167	66.804
22	19	John KENNEDY	Ford Fiesta	1600	D	10	19:41.406	1 Lap	1:55.414	65.503

## Not classified ()

DNF	46	Ian HUMPIISH	VW Beetle RSi	3200	B	1	3:19.208	DNF	3:17.162	38.344
DNS	16	Mick STARKEY	Ford Fiesta XR2	1600	D			DNS		-
DNS	33	Steve DALBY	Citroen Saxo	1587	D			DNS		-
DNS	41	Malcolm DEARNLEY	Morgan 4/4	1820	H			DNS		-
DNS	47	Stephen MAUDE	Peugeot 307	1998	D			DNS		-

Margin of Victory	Avg. Speed	Best Lap Tm	Best Spd	Best Lap by
13.779	77.936	1:34.952	79.619	44 - Michael CUTT

Clerk of the Course - Chris Gibson

Orbits 4

Sig.

Time

www.amb-it.com

Chief Timekeeper - Ian Sharp (SMART)

www.mylaps.com

Times available on www.mylaps.com &amp; www.smart-timing.co.uk

Licensed to: SMART

Lap	Lap Tm	Diff	Time of Day
(44) Michael CUTT			
1	<b>1:41.571</b>	+6.619	14:25:43.922
2	<b>1:34.952</b>		14:27:18.874
3	1:35.584	+0.632	14:28:54.458
4	1:35.948	+0.996	14:30:30.406
5	1:36.273	+1.321	14:32:06.679
6	1:37.019	+2.067	14:33:43.698
7	1:36.798	+1.846	14:35:20.496
8	1:37.653	+2.701	14:36:58.149
9	1:36.590	+1.638	14:38:34.739
10	1:36.723	+1.771	14:40:11.462
11	1:37.467	+2.515	14:41:48.929

Lap	Lap Tm	Diff	Time of Day
(21) Ken HALL			
1	1:41.746	+4.726	14:25:45.180
2	1:37.283	+0.263	14:27:22.463
3	1:38.739	+1.719	14:29:01.202
4	1:38.301	+1.281	14:30:39.503
5	<b>1:37.020</b>		14:32:16.523
6	1:37.712	+0.692	14:33:54.235
7	1:37.417	+0.397	14:35:31.652
8	1:37.295	+0.275	14:37:08.947
9	1:37.950	+0.930	14:38:46.897
10	1:37.951	+0.931	14:40:24.848
11	1:37.860	+0.840	14:42:02.708

Lap	Lap Tm	Diff	Time of Day
(15) David COX			
1	1:43.694	+7.584	14:25:46.576
2	1:39.245	+3.135	14:27:25.821
3	1:39.324	+3.214	14:29:05.145
4	1:38.117	+2.007	14:30:43.262
5	<b>1:36.110</b>		14:32:19.372
6	1:37.709	+1.599	14:33:57.081
7	1:38.432	+2.322	14:35:35.513
8	1:37.871	+1.761	14:37:13.384
9	1:38.382	+2.272	14:38:51.766
10	1:37.835	+1.725	14:40:29.601
11	1:39.143	+3.033	14:42:08.744

Lap	Lap Tm	Diff	Time of Day
(49) Mike WILLIAMSON			
1	1:42.506	+4.404	14:25:47.957
2	1:38.473	+0.371	14:27:26.430
3	1:38.665	+0.563	14:29:05.095
4	1:39.363	+1.261	14:30:44.458
5	1:39.354	+1.252	14:32:23.812
6	<b>1:38.102</b>		14:34:01.914
7	1:38.735	+0.633	14:35:40.649
8	1:38.568	+0.466	14:37:19.217
9	1:39.512	+1.410	14:38:58.729
10	1:39.285	+1.183	14:40:38.014
11	1:42.081	+3.979	14:42:20.095

Lap	Lap Tm	Diff	Time of Day
(1) Paul MOSS			
1	1:44.589	+5.891	14:25:49.200
2	1:38.856	+0.158	14:27:28.056
3	1:38.891	+0.193	14:29:06.947
4	<b>1:38.698</b>		14:30:45.645
5	1:38.863	+0.165	14:32:24.508
6	1:40.378	+1.680	14:34:04.886
7	1:40.811	+2.113	14:35:45.697

Lap	Lap Tm	Diff	Time of Day
8	<b>1:40.444</b>	+1.746	14:37:26.141
9	<b>1:40.726</b>	+2.028	14:39:06.867
10	<b>1:39.253</b>	+0.555	14:40:46.120
11	<b>1:40.113</b>	+1.415	14:42:26.233

Lap	Lap Tm	Diff	Time of Day
(67) Peter DIXON			
1	<b>1:44.594</b>	+6.063	14:25:49.806
2	<b>1:39.276</b>	+0.745	14:27:29.082
3	<b>1:38.531</b>		14:29:07.613
4	1:38.811	+0.280	14:30:46.424
5	1:38.919	+0.388	14:32:25.343
6	1:40.121	+1.590	14:34:05.464
7	1:41.122	+2.591	14:35:46.586
8	1:40.932	+2.401	14:37:27.518
9	1:40.813	+2.282	14:39:08.331
10	1:39.817	+1.286	14:40:48.148
11	1:39.357	+0.826	14:42:27.505

Lap	Lap Tm	Diff	Time of Day
(70) Mark ARMSTRONG			
1	1:45.327	+7.117	14:25:51.216
2	1:39.364	+1.154	14:27:30.580
3	1:39.611	+1.401	14:29:10.191
4	1:39.120	+0.910	14:30:49.311
5	1:40.552	+2.342	14:32:29.863
6	1:38.762	+0.552	14:34:08.625
7	1:41.103	+2.893	14:35:49.728
8	<b>1:38.210</b>		14:37:27.938
9	1:40.812	+2.602	14:39:08.750
10	1:41.324	+3.114	14:40:50.074
11	1:40.151	+1.941	14:42:30.225

Lap	Lap Tm	Diff	Time of Day
(53) Jason SOUTH			
1	1:48.816	+9.421	14:25:54.141
2	1:40.999	+1.604	14:27:35.140
3	1:41.126	+1.731	14:29:16.266
4	1:39.738	+0.343	14:30:56.004
5	1:40.407	+1.012	14:32:36.411
6	1:39.565	+0.170	14:34:15.976
7	1:39.813	+0.418	14:35:55.789
8	<b>1:39.395</b>		14:37:35.184
9	1:41.369	+1.974	14:39:16.553
10	1:40.986	+1.591	14:40:57.539
11	1:40.321	+0.926	14:42:37.860

Lap	Lap Tm	Diff	Time of Day
(2) Daniel IRVING			
1	1:48.302	+8.560	14:25:55.304
2	1:40.015	+0.273	14:27:35.319
3	1:40.219	+0.477	14:29:15.538
4	<b>1:39.742</b>		14:30:55.280
5	1:40.061	+0.319	14:32:35.341
6	1:39.774	+0.032	14:34:15.115
7	1:39.871	+0.129	14:35:54.986
8	1:40.329	+0.587	14:37:35.315
9	1:40.674	+0.932	14:39:15.989
10	1:41.147	+1.405	14:40:57.136
11	1:43.031	+3.289	14:42:40.167

Lap	Lap Tm	Diff	Time of Day
(18) Brian MORRIS			
1	1:47.102	+7.279	14:25:54.145
2	<b>1:39.823</b>		14:27:33.968
3	1:40.714	+0.891	14:29:14.682

Lap	Lap Tm	Diff	Time of Day
4	<b>1:39.856</b>	+0.033	14:30:54.538
5	<b>1:42.320</b>	+2.497	14:32:36.858
6	<b>1:43.153</b>	+3.330	14:34:20.011
7	<b>1:41.014</b>	+1.191	14:36:01.025
8	<b>1:40.525</b>	+0.702	14:37:41.550
9	<b>1:40.678</b>	+0.855	14:39:22.228
10	<b>1:44.028</b>	+4.205	14:41:06.256
11	<b>1:42.257</b>	+2.434	14:42:48.513

Lap	Lap Tm	Diff	Time of Day
(89) Stephen KELL			
1	<b>1:42.085</b>	+3.142	14:25:46.192
2	<b>1:39.030</b>	+0.087	14:27:25.222
3	<b>1:39.142</b>	+0.199	14:29:04.364
4	<b>1:40.019</b>	+1.076	14:30:44.383
5	<b>1:38.943</b>		14:32:23.326
6	1:40.653	+1.710	14:34:03.979
7	1:41.269	+2.326	14:35:45.248
8	1:41.052	+2.109	14:37:26.300
9	1:41.122	+2.179	14:39:07.422
10	1:41.143	+2.200	14:40:48.565
11	2:04.105	+25.162	14:42:52.670

Lap	Lap Tm	Diff	Time of Day
(17) Simon GIBSON			
1	1:51.141	+10.599	14:25:57.300
2	1:41.469	+0.927	14:27:38.769
3	1:40.960	+0.418	14:29:19.729
4	1:41.099	+0.557	14:31:00.828
5	1:41.198	+0.656	14:32:42.026
6	<b>1:40.542</b>		14:34:22.568
7	1:41.315	+0.773	14:36:03.883
8	1:42.647	+2.105	14:37:46.530
9	1:42.521	+1.979	14:39:29.051
10	1:42.776	+2.234	14:41:11.827
11	1:43.932	+3.390	14:42:55.759

Lap	Lap Tm	Diff	Time of Day
(11) Martin ADDISON			
1	1:49.660	+7.070	14:25:57.098
2	1:43.408	+0.818	14:27:40.506
3	1:43.412	+0.822	14:29:23.918
4	1:43.009	+0.419	14:31:06.927
5	1:43.049	+0.459	14:32:49.976
6	1:43.329	+0.739	14:34:33.305
7	<b>1:42.590</b>		14:36:15.895
8	1:42.784	+0.194	14:37:58.679
9	1:44.005	+1.415	14:39:42.684
10	1:43.860	+1.270	14:41:26.544
11	1:46.118	+3.528	14:43:12.662

Lap	Lap Tm	Diff	Time of Day
(5) Terry WRIGHT			
1	1:49.734	+6.519	14:25:58.164
2	1:46.211	+2.996	14:27:44.375
3	1:43.864	+0.649	14:29:28.239
4	1:44.381	+1.166	14:31:12.620
5	1:43.714	+0.499	14:32:56.334
6	1:44.258	+1.043	14:34:40.592
7	1:45.027	+1.812	14:36:25.619
8	<b>1:43.215</b>		14:38:08.834
9	1:43.314	+0.099	14:39:52.148
10	1:45.951	+2.736	14:41:38.099
11	1:44.205	+0.990	14:43:22.304

Clerk of the Course - Chris Gibson

Orbits 4

Sig. Time  
 Chief Timekeeper - Ian Sharp (SMART)  
 Times available on www.mylaps.com & www.smart-timing.co.uk

www.amb-it.com  
 www.mylaps.com  
 Licensed to: SMART



## DDMC Race Meeting

## NSSCC B,C,D &amp; H Championship

## Race 11 - Round 12

## Race (15:00 and 1 Laps) started at 14:24:01

Croft 2.100 Miles

11/09/2011 14:10

Lap	Lap Tm	Diff	Time of Day
<b>(32) Simon BAKER</b>			
1	<b>1:51.436</b>	+8.404	14:25:59.760
2	<b>1:44.893</b>	+1.861	14:27:44.653
3	<b>1:44.496</b>	+1.464	14:29:29.149
4	<b>1:44.296</b>	+1.264	14:31:13.445
5	<b>1:43.897</b>	+0.865	14:32:57.342
6	<b>1:43.781</b>	+0.749	14:34:41.123
7	<b>1:43.134</b>	+0.102	14:36:24.257
8	<b>1:43.032</b>		14:38:07.289
9	1:43.614	+0.582	14:39:50.903
10	1:46.705	+3.673	14:41:37.608
11	1:45.698	+2.666	14:43:23.306

Lap	Lap Tm	Diff	Time of Day
<b>(55) Daniel McKay</b>			
1	1:51.873	+11.051	14:25:59.461
2	1:45.142	+4.320	14:27:44.603
3	1:41.629	+0.807	14:29:26.232
4	<b>1:40.822</b>		14:31:07.054
5	1:43.000	+2.178	14:32:50.054
6	1:41.287	+0.465	14:34:31.341
7	1:41.629	+0.807	14:36:12.970
8	1:42.592	+1.770	14:37:55.562
9	1:43.721	+2.899	14:39:39.283
p10	2:14.408	+33.586	14:41:53.692

Lap	Lap Tm	Diff	Time of Day
<b>(42) David HEWITSON</b>			
1	1:54.379	+9.981	14:26:02.521
2	1:46.204	+1.806	14:27:48.725
3	1:46.175	+1.777	14:29:34.900
4	1:45.013	+0.615	14:31:19.913
5	1:45.163	+0.765	14:33:05.076
6	<b>1:44.398</b>		14:34:49.474
7	1:47.197	+2.799	14:36:36.671
8	1:45.352	+0.954	14:38:22.023
9	1:45.574	+1.176	14:40:07.597
10	1:46.631	+2.233	14:41:54.228

Lap	Lap Tm	Diff	Time of Day
<b>(62) Ben TROSSELL</b>			
1	2:00.036	+11.625	14:26:09.803
2	1:50.880	+2.469	14:28:00.683
3	1:49.609	+1.198	14:29:50.292
4	1:50.104	+1.693	14:31:40.396
5	1:49.501	+1.090	14:33:29.897
6	1:48.779	+0.368	14:35:18.676
7	1:51.938	+3.527	14:37:10.614
8	1:49.754	+1.343	14:39:00.368
9	<b>1:48.411</b>		14:40:48.779
10	1:49.130	+0.719	14:42:37.909

Lap	Lap Tm	Diff	Time of Day
<b>(72) Andrew BLYTHE</b>			
1	1:58.077	+9.224	14:26:07.405
2	1:51.511	+2.658	14:27:58.916
3	1:49.827	+0.974	14:29:48.743
4	1:52.228	+3.375	14:31:40.971
5	1:49.573	+0.720	14:33:30.544
6	<b>1:48.853</b>		14:35:19.397
7	1:51.869	+3.016	14:37:11.266
8	1:50.833	+1.980	14:39:02.099
9	1:52.638	+3.785	14:40:54.737
10	1:50.080	+1.227	14:42:44.817

Lap	Lap Tm	Diff	Time of Day
<b>(34) Michael STANLEY</b>			
1	<b>2:03.056</b>	+9.551	14:26:12.968
2	<b>1:55.554</b>	+2.049	14:28:08.522
3	<b>1:55.831</b>	+2.326	14:30:04.353
4	<b>1:55.014</b>	+1.509	14:31:59.367
5	<b>1:56.766</b>	+3.261	14:33:56.133
6	<b>1:58.454</b>	+4.949	14:35:54.587
7	<b>1:56.734</b>	+3.229	14:37:51.321
8	<b>1:53.505</b>		14:39:44.826
9	1:54.775	+1.270	14:41:39.601
10	1:53.526	+0.021	14:43:33.127

Lap	Lap Tm	Diff	Time of Day
<b>(37) Helen ALLEN</b>			
1	2:03.860	+10.693	14:26:14.690
2	1:55.013	+1.846	14:28:09.703
3	1:55.772	+2.605	14:30:05.475
4	1:55.093	+1.926	14:32:00.568
5	1:58.025	+4.858	14:33:58.593
6	1:58.223	+5.056	14:35:56.816
7	1:55.771	+2.604	14:37:52.587
8	1:53.384	+0.217	14:39:45.971
9	1:54.746	+1.579	14:41:40.717
10	<b>1:53.167</b>		14:43:33.884

Lap	Lap Tm	Diff	Time of Day
<b>(19) John KENNEDY</b>			
1	2:03.867	+8.453	14:26:14.475
2	1:57.293	+1.879	14:28:11.768
3	1:56.216	+0.802	14:30:07.984
4	1:55.763	+0.349	14:32:03.747
5	1:57.419	+2.005	14:34:01.166
6	1:58.308	+2.894	14:35:59.474
7	<b>1:55.414</b>		14:37:54.888
8	1:55.745	+0.331	14:39:50.633
9	1:57.165	+1.751	14:41:47.798
10	1:55.508	+0.094	14:43:43.306

Lap	Lap Tm	Diff	Time of Day
<b>(46) Ian HUMPIHSH</b>			
p1	<b>3:17.162</b>		14:27:21.108

Clerk of the Course - Chris Gibson

Sig. Time

Chief Timekeeper - Ian Sharp (SMART)

Times available on www.mylaps.com &amp; www.smart-timing.co.uk

Printed: 12/09/2011 09:11:22

Orbits 4

www.amb-it.com

www.mylaps.com

Licensed to: SMART

Page 2/2

NSSCC B,C,D & H Championship

Croft 2.100 Miles

Race 11 - Round 12

11/09/2011 14:10

Race (15:00 and 1 Laps) started at 14:24:01

Competitors	Laps												
		0	1	2	3	4	5	6	7	8	9	10	11
Michael CUTT (44)	1	44	44	44	44	44	44	44	44	44	44	44	44
David COX (15)	2	15	21	21	21	21	21	21	21	21	21	21	21
Ken HALL (21)	3	21	89	89	89	15	15	15	15	15	15	15	15
Ian HUMPISSH (46)	4	46	15	15	49	89	89	49	49	49	49	49	49
Stephen KELL (89)	5	89	49	49	15	49	49	89	89	1	1	1	1
Paul MOSS (1)	6	1	1	1	1	1	1	1	89	89	67	67	
Peter DIXON (67)	7	67	67	67	67	67	67	67	67	67	89	70	
Jason SOUTH (53)	8	53	70	70	70	70	70	70	70	70	70	53	
Mike WILLIAMSON (49)	9	49	53	18	18	18	2	2	2	53	2	2	2
Mark ARMSTRONG (70)	10	70	18	53	2	2	53	53	53	2	53	53	18
Simon GIBSON (17)	11	17	2	2	53	53	18	18	18	18	18	89	
Daniel IRVING (2)	12	2	11	17	17	17	17	17	17	17	17	17	17
Brian MORRIS (18)	13	18	17	11	11	11	11	55	55	55	55	11	11
Martin ADDISON (11)	14	11	5	5	55	55	55	11	11	11	11	32	5
Daniel McKAY (55)	15	55	55	55	5	5	5	5	32	32	32	5	32
David HEWITSON (42)	16	42	32	32	32	32	32	32	5	5	5	55	
Simon BAKER (32)	17	32	42	42	42	42	42	42	42	42	42	42	
Terry WRIGHT (5)	18	5	72	72	72	62	62	62	62	62	62	62	
Andrew BLYTHE (72)	19	72	62	62	62	72	72	72	72	72	72	72	
Ben TROSSELL (62)	20	62	34	34	34	34	34	34	34	34	34	34	
Michael STANLEY (34)	21	34	19	37	37	37	37	37	37	37	37	37	
John KENNEDY (19)	22	19	37	19	19	19	19	19	19	19	19	19	
Helen ALLEN (37)	23	37	46										
-	24												
-	25												
-	26												
-	27												

Lancaster Insurance MGOC

Croft 2.100 Miles

Race 12 - Second Race

11/09/2011 14:45

Race (15:00 Time) started at 14:52:45

Pos	No.	Name	Make/Model	CC	Class Cc	Laps	Total Tm	Diff	Best Tm	Best Spd
1	27	Peter HIGTON	MGF	1800	F	9	15:55.243		1:44.593	72.280
2	8	Paul WISBEY	MGF	1800	F	9	15:57.785	2.542	1:44.804	72.135
3	42	Simon KENDRICK	MGF	1800	F	9	15:58.144	2.901	1:44.852	72.102
4	31	Sam SMITH	MGF	1800	F	9	15:59.230	3.987	1:44.461	72.372
5	10	Nick GOLHAR	MG ZR160	1800	Z	9	16:16.254	21.011	1:47.143	70.560
6	66	Will SHARPE	MG Midget	1800	A	9	16:37.909	42.666	1:48.335	69.784
7	2	Jim BAYMAN	MGB Roadster	1860	A	9	16:50.984	55.741	1:50.232	68.583
8	37	John Robert KIMBER	MGB GT	1800	A	9	16:55.659	1:00.416	1:50.762	68.254
9	18	Kieron HAYES	MGB GT	1880	A	9	17:21.801	1:26.558	1:52.274	67.335
10	25	Kevin BROADLEY	MGB GT	1880	A	9	17:26.183	1:30.940	1:53.027	66.887
11	24	Phillip ESPINASSE	MGB GT	1880	A	8	16:11.717	1 Lap	1:59.047	63.504
12	16	John H FLETCHER	MGB GT	1800	A	8	17:03.247	1 Lap	2:03.927	61.004

Margin of Victory	Avg. Speed	Best Lap Tm	Best Spd	Best Lap by
2.542	71.228	1:44.461	72.372	31 - Sam SMITH

Clerk of the Course - Chris Gibson

Orbits 4

Sig.

Time

www.amb-it.com

Chief Timekeeper - Ian Sharp (SMART)

www.mylaps.com

Times available on www.mylaps.com &amp; www.smart-timing.co.uk

Licensed to: SMART

## DDMC Race Meeting

Lancaster Insurance MGOC

Race 12 - Second Race

Race (15:00 Time) started at 14:52:45

Croft 2.100 Miles

11/09/2011 14:45

Lap	Lap Tm	Diff	Time of Day
<b>(27) Peter HIGTON</b>			
1	<b>1:50.674</b>	+6.081	14:54:36.437
2	<b>1:44.593</b>		14:56:21.030
3	1:45.125	+0.532	14:58:06.155
4	1:46.071	+1.478	14:59:52.226
5	1:45.347	+0.754	15:01:37.573
6	1:46.080	+1.487	15:03:23.653
7	1:45.273	+0.680	15:05:08.926
8	1:46.415	+1.822	15:06:55.341
9	1:45.119	+0.526	15:08:40.460

Lap	Lap Tm	Diff	Time of Day
<b>(8) Paul WISBEY</b>			
1	1:50.890	+6.086	14:54:37.105
2	1:45.567	+0.763	14:56:22.672
3	1:46.165	+1.361	14:58:08.837
4	1:46.236	+1.432	14:59:55.073
5	1:45.595	+0.791	15:01:40.668
6	1:45.513	+0.709	15:03:26.181
7	<b>1:44.804</b>		15:05:10.985
8	1:45.949	+1.145	15:06:56.934
9	1:46.068	+1.264	15:08:43.002

Lap	Lap Tm	Diff	Time of Day
<b>(42) Simon KENDRICK</b>			
1	1:51.330	+6.478	14:54:38.395
2	1:46.140	+1.288	14:56:24.535
3	1:45.794	+0.942	14:58:10.329
4	1:45.845	+0.993	14:59:56.174
5	1:45.186	+0.334	15:01:41.360
6	1:45.356	+0.504	15:03:26.716
7	<b>1:44.852</b>		15:05:11.568
8	1:45.742	+0.890	15:06:57.310
9	1:46.051	+1.199	15:08:43.361

Lap	Lap Tm	Diff	Time of Day
<b>(31) Sam SMITH</b>			
1	1:50.760	+6.299	14:54:40.916
2	1:46.430	+1.969	14:56:27.346
3	1:45.703	+1.242	14:58:13.049
4	1:45.191	+0.730	14:59:58.240
5	1:44.778	+0.317	15:01:43.018
6	1:45.309	+0.848	15:03:28.327
7	<b>1:44.461</b>		15:05:12.788
8	1:45.348	+0.887	15:06:58.136
9	1:46.311	+1.850	15:08:44.447

Lap	Lap Tm	Diff	Time of Day
<b>(10) Nick GOLHAR</b>			
1	1:52.484	+5.341	14:54:40.100
2	1:47.650	+0.507	14:56:27.750
3	1:47.304	+0.161	14:58:15.054
4	1:47.561	+0.418	15:00:02.615
5	<b>1:47.143</b>		15:01:49.758
6	1:47.818	+0.675	15:03:37.576
7	1:48.505	+1.362	15:05:26.081
8	1:47.299	+0.156	15:07:13.380
9	1:48.091	+0.948	15:09:01.471

Lap	Lap Tm	Diff	Time of Day
<b>(66) Will SHARPE</b>			
1	1:55.100	+6.765	14:54:43.282
2	1:49.739	+1.404	14:56:33.021
3	1:49.783	+1.448	14:58:22.804
4	1:49.586	+1.251	15:00:12.390

Lap	Lap Tm	Diff	Time of Day
5	<b>1:49.129</b>	+0.794	15:02:01.519
6	<b>1:48.335</b>		15:03:49.854
7	1:49.042	+0.707	15:05:38.896
8	1:49.582	+1.247	15:07:28.478
9	1:54.648	+6.313	15:09:23.126
<b>(2) Jim BAYMAN</b>			
1	1:57.571	+7.339	14:54:46.752
2	1:51.460	+1.228	14:56:38.212
3	1:50.783	+0.551	14:58:28.995
4	1:51.029	+0.797	15:00:20.024
5	1:50.713	+0.481	15:02:10.737
6	<b>1:50.232</b>		15:04:00.969
7	1:50.881	+0.649	15:05:51.850
8	1:50.897	+0.665	15:07:42.747
9	1:53.454	+3.222	15:09:36.201

Lap	Lap Tm	Diff	Time of Day
<b>(37) John Robert KIMBER</b>			
1	1:59.193	+8.431	14:54:47.755
2	1:51.551	+0.789	14:56:39.306
3	1:51.175	+0.413	14:58:30.481
4	1:50.934	+0.172	15:00:21.415
5	<b>1:50.762</b>		15:02:12.177
6	1:52.198	+1.436	15:04:04.375
7	1:51.731	+0.969	15:05:56.106
8	1:51.863	+1.101	15:07:47.969
9	1:52.907	+2.145	15:09:40.876

Lap	Lap Tm	Diff	Time of Day
<b>(18) Kieron HAYES</b>			
1	2:01.735	+9.461	14:54:51.621
2	1:55.058	+2.784	14:56:46.679
3	1:55.147	+2.873	14:58:41.826
4	1:55.999	+3.725	15:00:37.825
5	1:55.040	+2.766	15:02:32.865
6	1:54.059	+1.785	15:04:26.924
7	1:55.176	+2.902	15:06:22.100
8	<b>1:52.274</b>		15:08:14.374
9	1:52.644	+0.370	15:10:07.018

Lap	Lap Tm	Diff	Time of Day
<b>(25) Kevin BROADLEY</b>			
1	2:00.015	+6.988	14:54:48.661
2	1:55.207	+2.180	14:56:43.868
3	1:55.921	+2.894	14:58:39.789
4	1:57.823	+4.796	15:00:37.612
5	1:56.416	+3.389	15:02:34.028
6	1:54.117	+1.090	15:04:28.145
7	1:54.108	+1.081	15:06:22.253
8	<b>1:53.027</b>		15:08:15.280
9	1:56.120	+3.093	15:10:11.400

Lap	Lap Tm	Diff	Time of Day
<b>(24) Phillip ESPINASSE</b>			
1	2:06.530	+7.483	14:54:56.752
2	2:00.162	+1.115	14:56:56.914
3	2:00.630	+1.583	14:58:57.544
4	<b>1:59.047</b>		15:00:56.591
5	1:59.345	+0.298	15:02:55.936
6	1:59.698	+0.651	15:04:55.634
7	1:59.230	+0.183	15:06:54.864
8	2:02.070	+3.023	15:08:56.934

**(16) John H FLETCHER**

Clerk of the Course - Chris Gibson

Sig. **Time**  
 Chief Timekeeper - Ian Sharp (SMART)  
 Times available on www.mylaps.com & www.smart-timing.co.uk

Orbits 4

www.amb-it.com  
 www.mylaps.com  
 Licensed to: SMART

Lancaster Insurance MGOC

Croft 2.100 Miles

Race 12 - Second Race

11/09/2011 14:45

Race (15:00 Time) started at 14:52:45

Competitors	Laps										
	0	1	2	3	4	5	6	7	8	9	
Peter HIGTON (27)	1	27	27	27	27	27	27	27	27	27	27
Paul WISBEY (8)	2	8	8	8	8	8	8	8	8	8	8
Simon KENDRICK (42)	3	42	42	42	42	42	42	42	42	42	42
Nick GOLHAR (10)	4	10	10	31	31	31	31	31	31	31	31
Will SHARPE (66)	5	66	31	10	10	10	10	10	10	10	10
John Robert KIMBER (37)	6	37	66	66	66	66	66	66	66	66	66
Kevin BROADLEY (25)	7	25	2	2	2	2	2	2	2	2	2
Jim BAYMAN (2)	8	2	37	37	37	37	37	37	37	37	37
Kieron HAYES (18)	9	18	25	25	25	25	18	18	18	18	18
Sam SMITH (31)	10	31	18	18	18	18	25	25	25	25	25
Phillip ESPINASSE (24)	11	24	24	24	24	24	24	24	24	24	24
John H FLETCHER (16)	12	16	16	16	16	16	16	16	16	16	16

Ma5da MX5 Mk1 Championship

Croft 2.100 Miles

Race 12A - Groups A-B

11/09/2011 15:15

Race (20:00 Time) started at 15:19:02

Pos	No.	Name	Make/Model	CC	Class Cc	Laps	Total Tm	Diff	Best Tm	Best Spd
1	30	Wayne Le MONTAIS	Mazda MX5	1600	MX5	9	21:04.160		1:43.495	73.047
2	92	Jordan STILP	Mazda MX5	1600	MX5	9	21:04.378	0.218	1:43.615	72.962
3	90	Alan HENDERSON	Mazda MX5	1600	MX5	9	21:04.502	0.342	1:43.154	73.288
4	91	Matthew DAVIES	Mazda MX5	1600	MX5	9	21:05.668	1.508	1:44.224	72.536
5	23	Martin TOLLEY	Mazda MX5	1600	MX5	9	21:08.118	3.958	1:44.398	72.415
6	27	Clive BAILYE	Mazda MX5	1600	MX5	9	21:09.209	5.049	1:44.352	72.447
7	79	Andrew CHILDS	Mazda MX5	1600	MX5	9	21:09.721	5.561	1:44.315	72.473
8	36	Andy COOMBS	Mazda MX5	1600	MX5	9	21:15.142	10.982	1:46.007	71.316
9	46	Simon GODDARD	Mazda MX5	1600	MX5	9	21:19.280	15.120	1:45.590	71.598
10	52	Carly LATCHAM	Mazda MX5	1600	MX5	9	21:19.803	15.643	1:45.943	71.359
11	64	Andrew WRIGHT	Mazda MX5	1600	MX5	9	21:20.224	16.064	1:45.728	71.504
12	34	David NEIDELL	Mazda MX5	1600	MX5	9	21:28.387	24.227	1:47.413	70.383
13	47	Stephen CRAGGS	Mazda MX5	1600	MX5	9	21:29.859	25.699	1:48.026	69.983
14	76	Brian CHANDLER	Mazda MX5	1600	MX5	9	21:31.364	27.204	1:45.725	71.506
15	58	Tim GRAY	Mazda MX5	1600	MX5	9	21:31.600	27.440	1:47.549	70.294
16	86	Dan STEWART	Mazda MX5	1600	MX5	9	21:32.438	28.278	1:47.043	70.626
17	111	Paul BLACK	Mazda MX5	1600	MX5	9	21:32.609	28.449	1:47.162	70.547
18	39	Brett SMITH	Mazda MX5	1600	MX5	9	21:33.036	28.876	1:45.330	71.774
19	95	Nick DOUGILL	Mazda MX5	1600	MX5	9	21:34.730	30.570	1:47.436	70.367
20	72	Matthew SHORT	Mazda MX5	1600	MX5	9	21:39.909	35.749	1:48.644	69.585
21	45	Gary HUFFORD	Mazda MX5	1600	MX5	9	21:40.033	35.873	1:45.534	71.636
22	105	Roger CHESNEAU	Mazda MX5	1600	MX5	9	21:40.536	36.376	1:46.989	70.661
23	68	Peter STRATTON	Mazda MX5	1800	MX5	9	22:00.406	56.246	1:53.014	66.894

## Not classified ()

DNF	17	Nick GILFILLAN	Mazda MX5	1600	MX5	8	19:30.602	DNF	1:45.807	71.451
DNF	63	Rhys JENKINS	Mazda MX5	1600	MX5		4.269	DNF		-
DNF	26	Paul YEOMANS	Mazda MX5	1600	MX5		7.121	DNF		-
DNF	94	Tania MANN	Mazda MX5	1600	MX5		7.560	DNF		-
DNF	33	Siobhan LITHERLAND	Mazda MX5	1600	MX5		8.250	DNF		-

Margin of Victory	Avg. Speed	Best Lap Tm	Best Spd	Best Lap by
0.218	53.822	1:43.154	73.288	90 - Alan HENDERSON

Clerk of the Course - Chris Gibson

Orbits 4

Sig. Time

www.amb-it.com

Chief Timekeeper - Ian Sharp (SMART)

www.mylaps.com

Times available on www.mylaps.com &amp; www.smart-timing.co.uk

Licensed to: SMART

## DDMC Race Meeting

## Ma5da MX5 Mk1 Championship

## Race 12A - Groups A-B

## Race (20:00 Time) started at 15:19:02

Croft 2.100 Miles

11/09/2011 15:15

Lap	Lap Tm	Diff	Time of Day
<u>(30) Wayne Le MONTAIS</u>			
1	<b>1:48.836</b>	+5.341	15:20:52.735
2	<b>3:20.046</b>	+1:36.551	15:24:12.781
3	<b>3:06.005</b>	+1:22.510	15:27:18.786
4	<b>3:07.739</b>	+1:24.244	15:30:26.525
5	<b>2:42.615</b>	+59.120	15:33:09.140
6	<b>1:43.495</b>		15:34:52.635
7	1:44.018	+0.523	15:36:36.653
8	1:44.913	+1.418	15:38:21.566
9	1:45.526	+2.031	15:40:07.092
<u>(92) Jordan STILP</u>			
1	1:48.119	+4.504	15:20:51.472
2	3:19.715	+1:36.100	15:24:11.187
3	3:06.567	+1:22.952	15:27:17.754
4	3:08.055	+1:24.440	15:30:25.809
5	2:42.641	+59.026	15:33:08.450
6	<b>1:43.615</b>		15:34:52.065
7	1:44.249	+0.634	15:36:36.314
8	1:45.605	+1.990	15:38:21.919
9	1:45.391	+1.776	15:40:07.310
<u>(90) Alan HENDERSON</u>			
1	1:48.766	+5.612	15:20:53.370
2	3:20.261	+1:37.107	15:24:13.631
3	3:05.946	+1:22.792	15:27:19.577
4	3:07.690	+1:24.536	15:30:27.267
5	2:42.847	+59.693	15:33:10.114
6	<b>1:43.154</b>		15:34:53.268
7	1:43.744	+0.590	15:36:37.012
8	1:45.220	+2.066	15:38:22.232
9	1:45.202	+2.048	15:40:07.434
<u>(91) Matthew DAVIES</u>			
1	1:48.970	+4.746	15:20:53.639
2	3:21.364	+1:37.140	15:24:15.003
3	3:05.415	+1:21.191	15:27:20.418
4	3:07.540	+1:23.316	15:30:27.958
5	2:43.116	+58.892	15:33:11.074
6	<b>1:44.224</b>		15:34:55.298
7	1:44.259	+0.035	15:36:39.557
8	1:44.517	+0.293	15:38:24.074
9	1:44.526	+0.302	15:40:08.600
<u>(23) Martin TOLLEY</u>			
1	1:48.179	+3.781	15:20:54.317
2	3:21.591	+1:37.193	15:24:15.908
3	3:05.258	+1:20.860	15:27:21.166
4	3:07.516	+1:23.118	15:30:28.682
5	2:42.646	+58.248	15:33:11.328
6	1:44.661	+0.263	15:34:55.989
7	<b>1:44.398</b>		15:36:40.387
8	1:44.584	+0.186	15:38:24.971
9	1:46.079	+1.681	15:40:11.050
<u>(27) Clive BAILY</u>			
1	1:49.134	+4.782	15:20:55.901
2	3:20.558	+1:36.206	15:24:16.459
3	3:05.272	+1:20.920	15:27:21.731
4	3:07.687	+1:23.335	15:30:29.418

5	<b>2:42.471</b>	+58.119	15:33:11.889
6	<b>1:45.390</b>	+1.038	15:34:57.279
7	<b>1:44.352</b>		15:36:41.631
8	1:45.197	+0.845	15:38:26.828
9	1:45.313	+0.961	15:40:12.141
<u>(79) Andrew CHILDS</u>			
1	1:52.187	+7.872	15:20:58.328
2	3:19.344	+1:35.029	15:24:17.672
3	3:04.845	+1:20.530	15:27:22.517
4	3:07.792	+1:23.477	15:30:30.309
5	2:42.046	+57.731	15:33:12.355
6	1:45.589	+1.274	15:34:57.944
7	<b>1:44.315</b>		15:36:42.259
8	1:44.875	+0.560	15:38:27.134
9	1:45.519	+1.204	15:40:12.653
<u>(36) Andy COOMBS</u>			
1	1:52.843	+6.836	15:20:58.460
2	3:20.526	+1:34.519	15:24:18.986
3	3:04.360	+1:18.353	15:27:23.346
4	3:08.015	+1:22.008	15:30:31.361
5	2:41.804	+55.797	15:33:13.165
6	1:46.421	+0.414	15:34:59.586
7	1:46.378	+0.371	15:36:45.964
8	<b>1:46.007</b>		15:38:31.971
9	1:46.103	+0.096	15:40:18.074
<u>(46) Simon GODDARD</u>			
1	1:52.598	+7.008	15:21:01.365
2	3:21.916	+1:36.326	15:24:23.281
3	3:04.819	+1:19.229	15:27:28.100
4	3:07.782	+1:22.192	15:30:35.882
5	2:39.512	+53.922	15:33:15.394
6	1:46.126	+0.536	15:35:01.520
7	1:46.693	+1.103	15:36:48.213
8	<b>1:45.590</b>		15:38:33.803
9	1:48.409	+2.819	15:40:22.212
<u>(52) Carly LATCHAM</u>			
1	1:54.526	+8.583	15:21:02.742
2	3:22.108	+1:36.165	15:24:24.850
3	3:04.896	+1:18.953	15:27:29.746
4	3:07.522	+1:21.579	15:30:37.268
5	2:39.484	+53.541	15:33:16.752
6	1:46.314	+0.371	15:35:03.066
7	1:46.399	+0.456	15:36:49.465
8	<b>1:45.943</b>		15:38:35.408
9	1:47.327	+1.384	15:40:22.735
<u>(64) Andrew WRIGHT</u>			
1	1:52.931	+7.203	15:21:01.589
2	3:22.304	+1:36.576	15:24:23.893
3	3:04.732	+1:19.004	15:27:28.625
4	3:07.862	+1:22.134	15:30:36.487
5	2:39.491	+53.763	15:33:15.978
6	1:46.307	+0.579	15:35:02.285
7	1:46.701	+0.973	15:36:48.986
8	<b>1:45.728</b>		15:38:34.714
9	1:48.442	+2.714	15:40:23.156

<u>(34) David NEIDELL</u>			
1	<b>1:54.418</b>	+7.005	15:21:03.721
2	<b>3:23.547</b>	+1:36.134	15:24:27.268
3	<b>3:04.744</b>	+1:17.331	15:27:32.012
4	<b>3:06.938</b>	+1:19.525	15:30:38.950
5	<b>2:40.294</b>	+52.881	15:33:19.244
6	<b>1:47.413</b>		15:35:06.657
7	1:49.206	+1.793	15:36:55.863
8	1:47.610	+0.197	15:38:43.473
9	1:47.846	+0.433	15:40:31.319
<u>(47) Stephen CRAGGS</u>			
1	1:54.489	+6.463	15:21:03.310
2	3:22.676	+1:34.650	15:24:25.986
3	3:04.832	+1:16.806	15:27:30.818
4	3:07.224	+1:19.198	15:30:38.042
5	2:39.775	+51.749	15:33:17.817
6	1:48.165	+0.139	15:35:05.982
7	1:50.008	+1.982	15:36:55.990
8	<b>1:48.026</b>		15:38:44.016
9	1:48.775	+0.749	15:40:32.791
<u>(76) Brian CHANDLER</u>			
1	2:07.354	+21.629	15:21:12.882
2	3:20.173	+1:34.448	15:24:33.055
3	3:04.810	+1:19.085	15:27:37.865
4	3:07.286	+1:21.561	15:30:45.151
5	2:38.117	+52.392	15:33:23.268
6	1:48.066	+2.341	15:35:11.334
7	<b>1:45.725</b>		15:36:57.059
8	1:48.057	+2.332	15:38:45.116
9	1:49.180	+3.455	15:40:34.296
<u>(58) Tim GRAY</u>			
1	1:54.830	+7.281	15:21:04.099
2	3:24.140	+1:36.591	15:24:28.239
3	3:04.666	+1:17.117	15:27:32.905
4	3:07.164	+1:19.615	15:30:40.069
5	2:39.867	+52.318	15:33:19.936
6	<b>1:47.549</b>		15:35:07.485
7	1:48.614	+1.065	15:36:56.099
8	1:49.198	+1.649	15:38:45.297
9	1:49.235	+1.686	15:40:34.532
<u>(86) Dan STEWART</u>			
1	1:54.225	+7.182	15:21:04.520
2	3:25.559	+1:38.516	15:24:30.079
3	3:04.454	+1:17.411	15:27:34.533
4	3:07.370	+1:20.327	15:30:41.903
5	2:40.025	+52.982	15:33:21.928
6	1:49.995	+2.952	15:35:11.923
7	1:48.419	+1.376	15:37:00.342
8	<b>1:47.043</b>		15:38:47.385
9	1:47.985	+0.942	15:40:35.370
<u>(111) Paul BLACK</u>			
1	1:54.863	+7.701	15:21:04.826
2	3:26.056	+1:38.894	15:24:30.882
3	3:04.039	+1:16.877	15:27:34.921
4	3:08.022	+1:20.860	15:30:42.943
5	2:39.220	+52.058	15:33:22.163

Clerk of the Course - Chris Gibson

Orbits 4

Sig. Time

www.amb-it.com

Chief Timekeeper - Ian Sharp (SMART)

www.mylaps.com

Times available on www.mylaps.com &amp; www.smart-timing.co.uk

Licensed to: SMART

Printed: 12/09/2011 09:04:02

Page 1/2

## DDMC Race Meeting

## Ma5da MX5 Mk1 Championship

## Race 12A - Groups A-B

Race (20:00 Time) started at 15:19:02

Croft 2.100 Miles

11/09/2011 15:15

Lap	Lap Tm	Diff	Time of Day
6	<b>1:49.181</b>	+2.019	15:35:11.344
7	<b>1:48.132</b>	+0.970	15:36:59.476
8	<b>1:47.162</b>		15:38:46.638
9	1:48.903	+1.741	15:40:35.541

(39) Brett SMITH

1	1:53.281	+7.951	15:21:01.030
2	3:20.266	+1:34.936	15:24:21.296
3	3:05.380	+1:20.050	15:27:26.676
4	3:07.512	+1:22.182	15:30:34.188
5	2:40.609	+55.279	15:33:14.797
6	1:45.895	+0.565	15:35:00.692
7	2:04.481	+19.151	15:37:05.173
8	1:45.465	+0.135	15:38:50.638
9	<b>1:45.330</b>		15:40:35.968

(95) Nick DOUGILL

1	3:15.721	+1:28.285	15:24:34.060
2	3:04.925	+1:17.489	15:27:38.985
3	3:07.412	+1:19.976	15:30:46.397
4	2:37.832	+50.396	15:33:24.229
5	1:48.828	+1.392	15:35:13.057
6	1:48.196	+0.760	15:37:01.253
7	<b>1:47.436</b>		15:38:48.689
8	1:48.973	+1.537	15:40:37.662

(72) Matthew SHORT

1	1:58.114	+9.470	15:21:05.686
2	3:26.404	+1:37.760	15:24:32.090
3	3:04.210	+1:15.566	15:27:36.300
4	3:08.055	+1:19.411	15:30:44.355
5	2:38.511	+49.867	15:33:22.866
6	1:51.119	+2.475	15:35:13.985
7	<b>1:48.644</b>		15:37:02.629
8	1:49.032	+0.388	15:38:51.661
9	1:51.180	+2.536	15:40:42.841

(45) Gary HUFFORD

1	1:52.973	+7.439	15:20:59.677
2	3:19.922	+1:34.388	15:24:19.599
3	3:04.592	+1:19.058	15:27:24.191
4	3:07.895	+1:22.361	15:30:32.086
5	2:41.667	+56.133	15:33:13.753
6	1:46.204	+0.670	15:34:59.957
7	1:47.475	+1.941	15:36:47.432
8	<b>1:45.534</b>		15:38:32.966
9	2:09.999	+24.465	15:40:42.965

(105) Roger CHESNEAU

1	1:55.079	+8.090	15:21:04.562
2	3:24.508	+1:37.519	15:24:29.070
3	3:04.554	+1:17.565	15:27:33.624
4	3:07.028	+1:20.039	15:30:40.652
5	2:40.445	+53.456	15:33:21.097
6	2:00.736	+13.747	15:35:21.833
7	1:47.371	+0.382	15:37:09.204
8	<b>1:46.989</b>		15:38:56.193
9	1:47.275	+0.286	15:40:43.468

(68) Peter STRATTON

1	2:09.435	+16.421	15:21:20.639
---	----------	---------	--------------

Lap	Lap Tm	Diff	Time of Day
2	<b>3:14.583</b>	+1:21.569	15:24:35.222
3	<b>3:05.336</b>	+1:12.322	15:27:40.558
4	<b>3:07.003</b>	+1:13.989	15:30:47.561
5	<b>2:38.604</b>	+45.590	15:33:26.165
6	<b>1:56.352</b>	+3.338	15:35:22.517
7	<b>1:53.894</b>	+0.880	15:37:16.411
8	<b>1:53.014</b>		15:39:09.425
9	1:53.913	+0.899	15:41:03.338

(17) Nick GILFILLAN

1	1:52.327	+6.520	15:21:00.096
2	3:20.293	+1:34.486	15:24:20.389
3	3:04.585	+1:18.778	15:27:24.974
4	3:07.926	+1:22.119	15:30:32.900
5	2:41.308	+55.501	15:33:14.208
6	1:46.960	+1.153	15:35:01.168
7	1:46.559	+0.752	15:36:47.727
8	<b>1:45.807</b>		15:38:33.534

Lap	Lap Tm	Diff	Time of Day
-----	--------	------	-------------

Clerk of the Course - Chris Gibson

Sig.

Time

Chief Timekeeper - Ian Sharp (SMART)

Times available on www.mylaps.com &amp; www.smart-timing.co.uk

Printed: 12/09/2011 09:04:02

Orbits 4

www.amb-it.com

www.mylaps.com

Licensed to: SMART

Page 2/2



## Ma5da MX5 Mk1 Championship

Croft 2.100 Miles

## Race 12A - Groups A-B

11/09/2011 15:15

Race (20:00 Time) started at 15:19:02

Competitors	Laps										
	0	1	2	3	4	5	6	7	8	9	
Jordan STILP (92)	1	92	92	92	92	92	92	92	92	30	30
Wayne Le MONTAIS (30)	2	30	30	30	30	30	30	30	30	92	92
Alan HENDERSON (90)	3	90	90	90	90	90	90	90	90	90	90
Matthew DAVIES (91)	4	91	91	91	91	91	91	91	91	91	91
Brian CHANDLER (76)	5	76	23	23	23	23	23	23	23	23	23
Andy COOMBS (36)	6	36	27	27	27	27	27	27	27	27	27
Martin TOLLEY (23)	7	23	79	79	79	79	79	79	79	79	79
Andrew CHILDS (79)	8	79	36	36	36	36	36	36	36	36	36
Gary HUFFORD (45)	9	45	45	45	45	45	45	45	45	45	46
Clive BAILYE (27)	10	27	17	17	17	17	17	39	17	17	52
Rhys JENKINS (63)	11	63	39	39	39	39	39	17	46	46	64
Matthew SHORT (72)	12	72	46	46	46	46	46	46	64	64	34
Brett SMITH (39)	13	39	64	64	64	64	64	64	52	52	47
Nick GILFILLAN (17)	14	17	52	52	52	52	52	34	34	34	76
Carly LATCHAM (52)	15	52	47	47	47	47	47	47	47	47	58
Andrew WRIGHT (64)	16	64	34	34	34	34	34	34	58	76	86
Simon GODDARD (46)	17	46	58	58	58	58	58	58	76	58	111
Stephen CRAGGS (47)	18	47	86	105	105	105	105	76	111	111	39
Tim GRAY (58)	19	58	105	86	86	86	86	111	86	86	72
David NEIDELL (34)	20	34	111	111	111	111	111	86	72	39	45
Roger CHESNEAU (105)	21	105	72	72	72	72	72	72	39	72	105
Paul BLACK (111)	22	111	76	76	76	76	76	105	105	105	68
Paul YEOMANS (26)	23	26	68	68	68	68	68	68	68	68	
Dan STEWART (86)	24	86	95	95	95	95	95	95	95	95	
Tania MANN (94)	25	94									
Siobhan LITHERLAND (33)	26	33									
Peter STRATTON (68)	27	68									
Nick DOUGILL (95)	28	95									

Clerk of the Course - Chris Gibson

Orbits 4

Sig. Time  
 Chief Timekeeper - Ian Sharp (SMART)  
 Times available on [www.mylaps.com](http://www.mylaps.com) & [www.smart-timing.co.uk](http://www.smart-timing.co.uk)

[www.amb-it.com](http://www.amb-it.com)  
[www.mylaps.com](http://www.mylaps.com)  
 Licensed to: SMART

NSSCC A &amp; E Championship

Croft 2.100 Miles

Race 14 - Round 12

11/09/2011 15:50

Race started at 15:51:56

Pos	No.	Name	Make/Model	CC	Class Cc	Laps	Total Tm	Diff	Best Tm	Best Spd
1	90	Jeff WILSON	Lotus Elise	2263	A2	9	13:21.461		1:25.518	88.402
2	50	Bill ADDISON	Caterham Supersport	1998	A2	9	13:57.663	36.202	1:29.741	84.242
3	54	Andrew MORRISON	Seat Leon Cupra	1994	A1	9	14:19.875	58.414	1:33.105	81.199
4	8	David BOTTERILL	Porsche 944	3000T	A1	9	14:23.168	1:01.707	1:33.951	80.467
5	48	Ron HARPER	Triumph Spitfire	1997	A2	9	14:31.756	1:10.295	1:35.028	79.555
6	40	Neil CLAXTON	Suzuki SC100	1300	A2	9	14:50.439	1:28.978	1:37.510	77.531
7	43	Alex RAE	Ginetta G20	1999	E1	8	13:23.892	1 Lap	1:38.226	76.965
8	22	Simon MAYNE	Fisher Fury	918	E2	8	13:24.834	1 Lap	1:38.067	77.090
9	58	Chris WHITELEY	Seat Cupra R	1800	A1	8	13:24.954	1 Lap	1:38.318	76.893
10	77	Mark LEYBOURNE	Westfield SEWi	1600	E3	8	13:26.309	1 Lap	1:38.333	76.882
11	24	Alan McPHERSON	Formula 27	998	E2	8	13:27.614	1 Lap	1:38.590	76.681
12	57	Brian MURPHY	Ginetta G20	1800	E1	8	13:28.672	1 Lap	1:38.520	76.736
13	51	Martyn LIGHTFOOT	Raw Striker	1600	E3	8	13:29.355	1 Lap	1:38.705	76.592
14	6	James HAMILL	Terratrain Saturn	1800	E1	8	13:52.601	1 Lap	1:40.767	75.025
15	25	Bob CLAXTON	Renault 21	2000	A1	8	14:03.317	1 Lap	1:42.777	73.557
16	73	Colin STEWART	Caterham CSR	2300	A1	8	14:05.869	1 Lap	1:38.585	76.685
17	59	John STEPHENS	Ginetta G20	1800	E1	8	14:51.740	1 Lap	1:47.769	70.150
Not classified ()										
DNF	91	Stuart CARR	Caterham CSR	2300	A2	8	13:19.685	DNF	1:37.585	77.471
DNF	7	Phil MORRIS	Caterham 7	1600	E1	8	13:21.287	DNF	1:36.778	78.117
DNS	3	Martin LOFTHOUSE	Triumph TR8	4200	A1			DNS		-
DNS	4	David BONE	Westfield SeiW	2000	A2			DNS		-
DNS	36	Clinton EWEN	Austin Mini	1460	A2			DNS		-

## Announcements

New Track Record (1:25.518) for NSSC Sports/Sal. (A2) by Jeff WILSON.

RED FLAG - After 15:08 - Result declared at 9 laps.

Car No's.7 &amp; 91 - Not classified - Not running at time of Red Flag.

Margin of Victory	Avg. Speed	Best Lap Tm	Best Spd	Best Lap by
36.202	84.895	1:25.518	88.402	90 - Jeff WILSON

Clerk of the Course - Chris Gibson

Orbits 4

Sig.

Time

www.amb-it.com

Chief Timekeeper - Ian Sharp (SMART)

www.mylaps.com

Times available on www.mylaps.com &amp; www.smart-timing.co.uk

Licensed to: SMART

DDMC Race Meeting


NSSCC A & E Championship

Race 14 - Round 12

Race started at 15:51:56

Croft 2.100 Miles

11/09/2011 15:50



Lap	Lap Tm	Diff	Time of Day
<b>(90) Jeff WILSON</b>			
1	1:32.514	+6.996	15:53:28.829
2	1:25.518		15:54:54.347
3	1:26.649	+1.131	15:56:20.996
4	1:27.104	+1.586	15:57:48.100
5	1:29.905	+4.387	15:59:18.005
6	1:30.210	+4.692	16:00:48.215
7	1:29.023	+3.505	16:02:17.238
8	1:29.009	+3.491	16:03:46.247
9	1:31.250	+5.732	16:05:17.497

Lap	Lap Tm	Diff	Time of Day
<b>(50) Bill ADDISON</b>			
1	1:34.478	+4.737	15:53:31.277
2	1:29.741		15:55:01.018
3	1:30.300	+0.559	15:56:31.318
4	1:37.851	+8.110	15:58:09.169
5	1:32.455	+2.714	15:59:41.624
6	1:33.359	+3.618	16:01:14.983
7	1:32.981	+3.240	16:02:47.964
8	1:32.955	+3.214	16:04:20.919
9	1:32.780	+3.039	16:05:53.699

Lap	Lap Tm	Diff	Time of Day
<b>(54) Andrew MORRISON</b>			
1	1:42.097	+8.992	15:53:40.394
2	1:34.868	+1.763	15:55:15.262
3	1:36.231	+3.126	15:56:51.493
4	1:33.639	+0.534	15:58:25.132
5	1:33.105		15:59:58.237
6	1:33.915	+0.810	16:01:32.152
7	1:34.567	+1.462	16:03:06.719
8	1:34.629	+1.524	16:04:41.348
9	1:34.563	+1.458	16:06:15.911

Lap	Lap Tm	Diff	Time of Day
<b>(8) David BOTTERILL</b>			
1	1:40.953	+7.002	15:53:39.708
2	1:35.206	+1.255	15:55:14.914
3	1:35.710	+1.759	15:56:50.624
4	1:35.482	+1.531	15:58:26.106
5	1:35.015	+1.064	16:00:01.121
6	1:34.850	+0.899	16:01:35.971
7	1:34.898	+0.947	16:03:10.869
8	1:34.384	+0.433	16:04:45.253
9	1:33.951		16:06:19.204

Lap	Lap Tm	Diff	Time of Day
<b>(48) Ron HARPER</b>			
1	1:45.378	+10.350	15:53:43.839
2	1:35.770	+0.742	15:55:19.609
3	1:35.028		15:56:54.637
4	1:35.519	+0.491	15:58:30.156
5	1:35.269	+0.241	16:00:05.425
6	1:35.318	+0.290	16:01:40.743
7	1:35.033	+0.005	16:03:15.776
8	1:35.104	+0.076	16:04:50.880
9	1:36.912	+1.884	16:06:27.792

Lap	Lap Tm	Diff	Time of Day
<b>(40) Neil CLAXTON</b>			
1	1:42.590	+5.080	15:53:42.139
2	1:37.510		15:55:19.649
3	1:37.873	+0.363	15:56:57.522
4	1:38.074	+0.564	15:58:35.596

Lap	Lap Tm	Diff	Time of Day
5	1:38.090	+0.580	16:00:13.686
6	1:37.631	+0.121	16:01:51.317
7	1:37.921	+0.411	16:03:29.238
8	1:38.275	+0.765	16:05:07.513
9	1:38.962	+1.452	16:06:46.475

Lap	Lap Tm	Diff	Time of Day
<b>(43) Alex RAE</b>			
1	1:46.060	+7.834	15:53:45.244
2	1:40.910	+2.684	15:55:26.154
3	1:39.247	+1.021	15:57:05.401
4	1:39.877	+1.651	15:58:45.278
5	1:38.839	+0.613	15:60:24.117
6	1:38.815	+0.589	16:02:02.932
7	1:38.770	+0.544	16:03:41.702
8	1:38.226		16:05:19.928

Lap	Lap Tm	Diff	Time of Day
<b>(22) Simon MAYNE</b>			
1	1:49.681	+11.614	15:53:51.803
2	1:39.144	+1.077	15:55:30.947
3	1:38.317	+0.250	15:57:09.264
4	1:38.591	+0.524	15:58:47.855
5	1:38.578	+0.511	16:00:26.433
6	1:38.146	+0.079	16:02:04.579
7	1:38.067		16:03:42.646
8	1:38.224	+0.157	16:05:20.870

Lap	Lap Tm	Diff	Time of Day
<b>(58) Chris WHITELEY</b>			
1	1:46.726	+8.408	15:53:46.341
2	1:41.748	+3.430	15:55:28.089
3	1:38.318		15:57:06.407
4	1:39.562	+1.244	15:58:45.969
5	1:39.436	+1.118	16:00:25.405
6	1:38.716	+0.398	16:02:04.121
7	1:38.401	+0.083	16:03:42.522
8	1:38.468	+0.150	16:05:20.990

Lap	Lap Tm	Diff	Time of Day
<b>(77) Mark LEYBOURNE</b>			
1	1:47.073	+8.740	15:53:47.915
2	1:40.528	+2.195	15:55:28.443
3	1:40.512	+2.179	15:57:08.955
4	1:38.645	+0.312	15:58:47.600
5	1:38.333		16:00:25.933
6	1:38.908	+0.575	16:02:04.841
7	1:39.083	+0.750	16:03:43.924
8	1:38.421	+0.088	16:05:22.345

Lap	Lap Tm	Diff	Time of Day
<b>(24) Alan McPHERSON</b>			
1	1:47.615	+9.025	15:53:48.295
2	1:40.503	+1.913	15:55:28.798
3	1:38.590		15:57:07.388
4	1:39.349	+0.759	15:58:46.737
5	1:39.675	+1.085	16:00:26.412
6	1:39.559	+0.969	16:02:05.971
7	1:38.791	+0.201	16:03:44.762
8	1:38.888	+0.298	16:05:23.650

Lap	Lap Tm	Diff	Time of Day
<b>(57) Brian MURPHY</b>			
1	1:48.165	+9.645	15:53:47.940
2	1:40.009	+1.489	15:55:27.949
3	1:39.423	+0.903	15:57:07.372
4	1:40.629	+2.109	15:58:48.001

Lap	Lap Tm	Diff	Time of Day
5	1:39.952	+1.432	16:00:27.953
6	1:38.894	+0.374	16:02:06.847
7	1:38.520		16:03:45.367
8	1:39.341	+0.821	16:05:24.708

Lap	Lap Tm	Diff	Time of Day
<b>(51) Martyn LIGHTFOOT</b>			
1	1:48.309	+9.604	15:53:49.067
2	1:40.335	+1.630	15:55:29.402
3	1:38.705		15:57:08.107
4	1:39.327	+0.622	15:58:47.434
5	1:40.722	+2.017	16:00:28.156
6	1:38.782	+0.077	16:02:06.938
7	1:38.857	+0.152	16:03:45.795
8	1:39.596	+0.891	16:05:25.391

Lap	Lap Tm	Diff	Time of Day
<b>(6) James HAMILL</b>			
1	1:52.015	+11.248	15:53:53.043
2	1:41.910	+1.143	15:55:34.953
3	1:45.406	+4.639	15:57:20.359
4	1:41.182	+0.415	15:59:01.541
5	1:40.767		16:00:42.308
6	1:43.934	+3.167	16:02:26.242
7	1:41.455	+0.688	16:04:07.697
8	1:40.940	+0.173	16:05:48.637

Lap	Lap Tm	Diff	Time of Day
<b>(25) Bob CLAXTON</b>			
1	1:49.610	+6.833	15:53:51.486
2	1:43.075	+0.298	15:55:34.561
3	1:45.538	+2.761	15:57:20.099
4	1:44.594	+1.817	15:59:04.693
5	1:42.777		16:00:47.470
6	1:42.909	+0.132	16:02:30.379
7	1:43.645	+0.868	16:04:14.024
8	1:45.329	+2.552	16:05:59.353

Lap	Lap Tm	Diff	Time of Day
<b>(73) Colin STEWART</b>			
1	1:45.467	+6.882	15:53:43.378
2	1:40.259	+1.674	15:55:23.637
3	1:38.585		15:57:02.222
4	1:38.748	+0.163	15:58:40.970
5	1:39.139	+0.554	16:00:20.109
6	1:38.757	+0.172	16:01:58.866
7	1:54.475	+15.890	16:03:53.341
p8	2:08.563	+29.978	16:06:01.905

Lap	Lap Tm	Diff	Time of Day
<b>(59) John STEPHENS</b>			
1	1:54.726	+6.957	15:53:58.192
2	1:48.977	+1.208	15:55:47.169
3	1:49.065	+1.296	15:57:36.234
4	1:54.180	+6.411	15:59:30.414
5	1:50.483	+2.714	16:01:20.897
6	1:50.622	+2.853	16:03:11.519
7	1:47.769		16:04:59.288
8	1:48.488	+0.719	16:06:47.776

Lap	Lap Tm	Diff	Time of Day
<b>(91) Stuart CARR</b>			
1	1:45.377	+7.792	15:53:46.558
2	1:37.841	+0.256	15:55:24.399
3	1:38.494	+0.909	15:57:02.893
4	1:38.994	+1.409	15:58:41.887
5	1:38.679	+1.094	16:00:20.566

Clerk of the Course - Chris Gibson

Sig. Chief Timekeeper - Ian Sharp (SMART)  
Times available on www.mylaps.com & www.smart-timing.co.uk

Orbits 4

www.amb-it.com  
www.mylaps.com  
Licensed to: SMART

Lap	Lap Tm	Diff	Time of Day
6	1:38.959	+1.374	16:01:59.525
7	1:38.611	+1.026	16:03:38.136
8	1:37.585		16:05:15.721

(7) Phil MORRIS

Lap	Lap Tm	Diff	Time of Day
1	1:44.760	+7.982	15:53:44.876
2	1:41.317	+4.539	15:55:26.193
3	1:37.840	+1.062	15:57:04.033
4	1:38.097	+1.319	15:58:42.130
5	1:39.718	+2.940	16:00:21.848
6	1:38.926	+2.148	16:02:00.774
7	1:39.771	+2.993	16:03:40.545
8	1:36.778		16:05:17.323

Lap	Lap Tm	Diff	Time of Day
-----	--------	------	-------------

Lap	Lap Tm	Diff	Time of Day
-----	--------	------	-------------

NSSCC A & E Championship

Croft 2.100 Miles

Race 14 - Round 12

11/09/2011 15:50

Race started at 15:51:56

Competitors	Laps										
	0	1	2	3	4	5	6	7	8	9	
Jeff WILSON (90)	1	90	90	90	90	90	90	90	90	90	90
Bill ADDISON (50)	2	50	50	50	50	50	50	50	50	50	50
Colin STEWART (73)	3	73	8	8	8	54	54	54	54	54	54
Andrew MORRISON (54)	4	54	54	54	54	8	8	8	8	8	8
Ron HARPER (48)	5	48	40	48	48	48	48	48	48	48	48
David BOTTERILL (8)	6	8	73	40	40	40	40	40	40	40	40
Alex RAE (43)	7	43	48	73	73	73	73	91	91		
Neil CLAXTON (40)	8	40	7	91	91	91	91	7	7		
Chris WHITELEY (58)	9	58	43	43	7	7	7	7	43	43	
Brian MURPHY (57)	10	57	58	7	43	43	43	58	22		
Phil MORRIS (7)	11	7	91	57	58	58	58	22	58		
Alan McPHERSON (24)	12	24	77	58	57	24	77	22	77	77	
Martyn LIGHTFOOT (51)	13	51	57	77	24	51	24	77	24	24	
Mark LEYBOURNE (77)	14	77	24	24	51	77	22	24	57	57	
James HAMILL (6)	15	6	51	51	77	22	57	57	51	51	
Stuart CARR (91)	16	91	25	22	22	57	51	51	73	6	
Bob CLAXTON (25)	17	25	22	25	25	6	6	6	6	25	
Simon MAYNE (22)	18	22	6	6	6	25	25	25	25	73	
John STEPHENS (59)	19	59	59	59	59	59	59	59	59	59	
-	20										
-	21										
-	22										

MGCC Cockshoot Cup

Croft 2.100 Miles

Race 15 - Second Race

11/09/2011 16:25

Race (15:00 Time) started at 16:27:22

Pos	No.	Name	Make/Model	CC	Class Cc	Laps	Total Tm	Diff	Best Tm	Best Spd
1	83	David COULTHARD	MG ZR160	1800	C	9	15:32.936		1:41.767	74.287
2	16	Mike PETERS	MG Midget	1500	B	9	15:36.566	3.630	1:41.264	74.656
3	7	Ashley WOODWARD	MG ZR180	2500	C	9	15:40.568	7.632	1:41.982	74.131
4	1	Ian WRIGHT	MG Midget	1330	A	9	16:29.723	56.787	1:47.511	70.318
5	64	Colin ELSTROP	TVR Grantura	1940	CL	9	16:35.460	1:02.524	1:48.654	69.579
6	82	Helen WADDINGTON	MG ZR160	1800	C	9	16:45.086	1:12.150	1:48.903	69.420
7	25	Tim PATCHETT	MGB	1950	CL	9	16:52.105	1:19.169	1:49.325	69.152
8	24	Stephen McKIE	MGB GT	3500	B	9	16:58.649	1:25.713	1:48.488	69.685
9	35	Colin OFFLEY	Austin Healey Sprite	1275	A	9	16:58.763	1:25.827	1:50.004	68.725
10	52	Helen ELSTROP	Triumph Spitfire	1275	CL	9	17:00.196	1:27.260	1:50.902	68.168
11	36	Nick WILKINS	MGA	1950	CL	9	17:23.965	1:51.029	1:51.256	67.951

## Not classified ()

DNF	69	Peter BRAMBLE	MGB Roadster	1950	B	7	12:33.512	DNF	1:45.906	71.384
DNF	44	Stephen IRVINE	MG ZR160	1800	A	3	5:38.106	DNF	1:48.410	69.735
DNF	33	Alan BATES	MGB GT	1950	B	2	3:43.738	DNF	1:48.515	69.668

Margin of Victory	Avg. Speed	Best Lap Tm	Best Spd	Best Lap by
3.630	72.931	1:41.264	74.656	16 - Mike PETERS

Clerk of the Course - Chris Gibson

Orbits 4

Sig. Time

www.amb-it.com

Chief Timekeeper - Ian Sharp (SMART)

www.mylaps.com

Times available on www.mylaps.com &amp; www.smart-timing.co.uk

Licensed to: SMART

## DDMC Race Meeting

## MGCC Cockshoot Cup

## Race 15 - Second Race

Race (15:00 Time) started at 16:27:22

Croft 2.100 Miles

11/09/2011 16:25 

Lap	Lap Tm	Diff	Time of Day
<b>(83) David COULTHARD</b>			
1	<b>1:48.541</b>	+6.774	16:29:11.190
2	<b>1:41.952</b>	+0.185	16:30:53.142
3	<b>1:41.936</b>	+0.169	16:32:35.078
4	<b>1:42.877</b>	+1.110	16:34:17.955
5	<b>1:42.382</b>	+0.615	16:36:00.337
6	<b>1:42.181</b>	+0.414	16:37:42.518
7	<b>1:44.561</b>	+2.794	16:39:27.079
8	<b>1:41.767</b>		16:41:08.846
9	1:46.413	+4.646	16:42:55.259

Lap	Lap Tm	Diff	Time of Day
<b>(16) Mike PETERS</b>			
1	1:49.948	+8.684	16:29:12.987
2	1:43.434	+2.170	16:30:56.421
3	1:43.828	+2.564	16:32:40.249
4	1:44.691	+3.427	16:34:24.940
5	1:43.455	+2.191	16:36:08.395
6	1:43.137	+1.873	16:37:51.532
7	1:42.733	+1.469	16:39:34.265
8	<b>1:41.264</b>		16:41:15.529
9	1:43.360	+2.096	16:42:58.889

Lap	Lap Tm	Diff	Time of Day
<b>(7) Ashley WOODWARD</b>			
1	1:55.172	+13.190	16:29:19.611
2	1:44.881	+2.899	16:31:04.492
3	1:42.458	+0.476	16:32:46.950
4	1:42.741	+0.759	16:34:29.691
5	1:42.090	+0.108	16:36:11.781
6	1:42.642	+0.660	16:37:54.423
7	<b>1:41.982</b>		16:39:36.405
8	1:42.809	+0.827	16:41:19.214
9	1:43.677	+1.695	16:43:02.891

Lap	Lap Tm	Diff	Time of Day
<b>(1) Ian WRIGHT</b>			
1	1:54.967	+7.456	16:29:21.919
2	1:49.320	+1.809	16:31:11.239
3	1:48.433	+0.922	16:32:59.672
4	<b>1:47.511</b>		16:34:47.183
5	1:47.971	+0.460	16:36:35.154
6	1:47.601	+0.090	16:38:22.755
7	1:48.555	+1.044	16:40:11.310
8	1:49.601	+2.090	16:42:00.911
9	1:51.135	+3.624	16:43:52.046

Lap	Lap Tm	Diff	Time of Day
<b>(64) Colin ELSTROP</b>			
1	1:55.670	+7.016	16:29:21.366
2	1:49.433	+0.779	16:31:10.799
3	1:50.478	+1.824	16:33:01.277
4	1:49.916	+1.262	16:34:51.193
5	1:48.989	+0.335	16:36:40.182
6	<b>1:48.654</b>		16:38:28.836
7	1:48.689	+0.035	16:40:17.525
8	1:49.827	+1.173	16:42:07.352
9	1:50.431	+1.777	16:43:57.783

Lap	Lap Tm	Diff	Time of Day
<b>(82) Helen WADDINGTON</b>			
1	1:58.929	+10.026	16:29:25.170
2	1:49.672	+0.769	16:31:14.842
3	1:50.071	+1.168	16:33:04.913
4	1:49.296	+0.393	16:34:54.209

Lap	Lap Tm	Diff	Time of Day
5	<b>1:49.057</b>	+0.154	16:36:43.266
6	<b>1:48.903</b>		16:38:32.169
7	1:49.250	+0.347	16:40:21.419
8	1:52.909	+4.006	16:42:14.328
9	1:53.081	+4.178	16:44:07.409

Lap	Lap Tm	Diff	Time of Day
<b>(25) Tim PATCHETT</b>			
1	1:57.878	+8.553	16:29:23.879
2	1:50.084	+0.759	16:31:13.963
3	1:51.489	+2.164	16:33:05.452
4	1:49.996	+0.671	16:34:55.448
5	1:54.817	+5.492	16:36:50.265
6	<b>1:49.325</b>		16:38:39.590
7	1:50.117	+0.792	16:40:29.707
8	1:52.858	+3.533	16:42:22.565
9	1:51.863	+2.538	16:44:14.428

Lap	Lap Tm	Diff	Time of Day
<b>(24) Stephen McKIE</b>			
1	1:54.585	+6.097	16:29:19.576
2	1:49.104	+0.616	16:31:08.680
3	1:52.572	+4.084	16:33:01.252
4	1:54.067	+5.579	16:34:55.319
5	1:58.093	+9.605	16:36:53.412
6	1:57.696	+9.208	16:38:51.108
7	1:52.459	+3.971	16:40:43.567
8	1:48.917	+0.429	16:42:32.484
9	<b>1:48.488</b>		16:44:20.972

Lap	Lap Tm	Diff	Time of Day
<b>(35) Colin OFFLEY</b>			
1	1:58.427	+8.423	16:29:25.405
2	1:52.229	+2.225	16:31:17.634
3	1:52.444	+2.440	16:33:10.078
4	1:52.701	+2.697	16:35:02.779
5	1:53.103	+3.099	16:36:55.882
6	1:52.003	+1.999	16:38:47.885
7	1:52.001	+1.997	16:40:39.886
8	1:51.196	+1.192	16:42:31.082
9	<b>1:50.004</b>		16:44:21.086

Lap	Lap Tm	Diff	Time of Day
<b>(52) Helen ELSTROP</b>			
1	1:59.436	+8.534	16:29:26.739
2	1:51.780	+0.878	16:31:18.519
3	1:52.124	+1.222	16:33:10.643
4	1:52.051	+1.149	16:35:02.694
5	1:51.945	+1.043	16:36:54.639
6	1:51.960	+1.058	16:38:46.599
7	1:52.829	+1.927	16:40:39.428
8	1:52.189	+1.287	16:42:31.617
9	<b>1:50.902</b>		16:44:22.519

Lap	Lap Tm	Diff	Time of Day
<b>(36) Nick WILKINS</b>			
1	2:00.543	+9.287	16:29:28.147
2	1:52.082	+0.826	16:31:20.229
3	<b>1:51.256</b>		16:33:11.485
4	1:52.792	+1.536	16:35:04.277
5	1:52.744	+1.488	16:36:57.021
6	1:51.989	+0.733	16:38:49.010
7	1:51.548	+0.292	16:40:40.558
8	2:12.300	+21.044	16:42:52.858
9	1:53.430	+2.174	16:44:46.288

Clerk of the Course - Chris Gibson

Sig. Time  
 Chief Timekeeper - Ian Sharp (SMART)  
 Times available on [www.mylaps.com](http://www.mylaps.com) & [www.smart-timing.co.uk](http://www.smart-timing.co.uk)

Orbits 4

[www.amb-it.com](http://www.amb-it.com)[www.mylaps.com](http://www.mylaps.com)

Licensed to: SMART

## MGCC Cockshoot Cup

Croft 2.100 Miles

## Race 15 - Second Race

11/09/2011 16:25

Race (15:00 Time) started at 16:27:22

Competitors	Laps										
	0	1	2	3	4	5	6	7	8	9	
David COULTHARD (83)	1	83	83	83	83	83	83	83	83	83	83
Mike PETERS (16)	2	16	16	16	16	16	16	16	16	16	16
Peter BRAMBLE (69)	3	69	69	69	69	7	7	7	7	7	7
Ashley WOODWARD (7)	4	7	33	7	7	69	69	69	69	1	1
Alan BATES (33)	5	33	24	33	1	1	1	1	1	64	64
Stephen McKIE (24)	6	24	7	24	44	64	64	64	64	82	82
Colin ELSTROP (64)	7	64	44	44	24	82	82	82	82	25	25
Stephen IRVINE (44)	8	44	64	64	64	24	25	25	25	35	24
Tim PATCHETT (25)	9	25	1	1	82	25	24	52	52	52	35
Helen WADDINGTON (82)	10	82	25	25	25	52	52	35	35	24	52
Ian WRIGHT (1)	11	1	82	82	35	35	35	36	36	36	36
Colin OFFLEY (35)	12	35	35	35	52	36	36	24	24		
Helen ELSTROP (52)	13	52	52	52	36						
Nick WILKINS (36)	14	36	36	36							



Ma5da MX5 Mk1 Championship

Croft 2.100 Miles

Race 16 - Groups C-D - AMENDED RESULT

11/09/2011 16:55

Race (20:00 Time) started at 16:55:32

Pos	No.	Name	Make/Model	CC	Class Cc	Laps	Total Tm	Diff	Best Tm	Best Spd
1	8	Adam GORE	Mazda MX5	1600	MX5	12	20:49.972		1:43.054	73.360
2	73	Ben SHORT	Mazda MX5	1600	MX5	12	20:55.862	5.890	1:43.560	73.001
3	48	James B BALDWIN	Mazda MX5	1600	MX5	12	20:56.295	6.323	1:43.253	73.218
4	42	Charlie CHARMAN	Mazda MX5	1600	MX5	12	21:08.149	18.177	1:44.357	72.444
5	12	Matthew LAMBERT	Mazda MX5	1600	MX5	12	21:08.246	18.274	1:43.960	72.720
6	99	Jonathan BLAKE	Mazda MZ5	1600	MX5	12	21:21.151	31.179	1:45.232	71.841
7	55	Martin STEVINSON	Mazda MX5	1600	MX5	12	21:21.858	31.886	1:45.607	71.586
8	32	Alex PRESTON	Mazda MX5	1600	MX5	12	21:22.047	32.075	1:45.474	71.676
9	100	Alyn ROBSON	Mazda MX5	1600	MX5	12	21:22.215	32.243	1:45.074	71.949
10	13	Scott LEACH	Mazda MX5	1600	MX5	12	21:22.850	32.878	1:45.152	71.896
11	80	Tim HUTCHINSON	Mazda MX5	1600	MX5	12	21:26.111	36.139	1:45.133	71.909
12	70	Daniel ROGERS	Mazda MX5	1600	MX5	12	21:26.166	36.194	1:45.994	71.325
13	50	Darren STANDING	Mazda MX5	1600	MX5	12	21:28.929	38.957	1:45.808	71.450
14	199	Simon DEATON	Mazda MX5	1600	MX5	12	21:30.090	40.118	1:45.502	71.657
15	21	Iain CAMERON	Mazda MX5	1600	MX5	12	21:35.605	45.633	1:45.750	71.489
16	71	Steven ANDREW	Mazda MX5	1600	MX5	12	21:36.644	46.672	1:45.974	71.338
17	29	Nicholas HART	Mazda MX5	1600	MX5	12	21:52.579	1:02.607	1:46.085	71.264
18	66	Piers CHANDLER	Mazda MX5	1600	MX5	12	21:53.973	1:04.001	1:47.266	70.479
19	54	John POWELL	Mazda MX5	1600	MX5	12	22:04.224	1:14.252	1:47.839	70.105
20	101	Ian PRESCOTT	Mazda MX5	1600	MX5	12	22:07.171	1:17.199	1:48.786	69.494
21	77	John COCKBURN-EVANS	Mazda MX5	1600	MX5	12	22:08.035	1:18.063	1:48.006	69.996
22	103	Chris NOEL-HART	Mazda MX5	1600	MX5	12	22:31.277	1:41.305	1:49.973	68.744
Not classified ()										
DNF	130	Mark LITHERLAND	Mazda MX5	1600	MX5	9	16:28.229	DNF	1:47.551	70.292
DNF	118	Carl ANDREW	Mazda MX5	1600	MX5	8	14:21.169	DNF	1:45.849	71.422
DNS	2	Tom ROCHE	Mazda MX5	1600	MX5			DNS		-
DNS	35	Eduardo CORREIA	Mazda MX5	1600	MX5			DNS		-
DNS	82	Jonathan BAILEY	Mazda MX5	1600	MX5			DNS		-
DNS	93	John DAVIES	Mazda MX5	1600	MX5			DNS		-

## Announcements

17:52 AMENDED RESULT - Car No.32 - Plus 0.8 second penalty - Yellow flag infringement.

Margin of Victory	Avg. Speed	Best Lap Tm	Best Spd	Best Lap by
5.890	72.578	1:43.054	73.360	8 - Adam GORE

Clerk of the Course - Chris Gibson

Orbits 4

Sig. Time

www.amb-it.com

Chief Timekeeper - Ian Sharp (SMART)

www.mylaps.com

Times available on www.mylaps.com &amp; www.smart-timing.co.uk

Licensed to: SMART

## DDMC Race Meeting

Ma5da MX5 Mk1 Championship

Croft 2.100 Miles

Race 16 - Groups C-D - AMENDED RESULT

11/09/2011 16:55

Race (20:00 Time) started at 16:55:32

Lap	Lap Tm	Diff	Time of Day
<b>(8) Adam GORE</b>			
1	1:47.991	+4.937	16:57:22.157
2	1:43.303	+0.249	16:59:05.460
3	1:43.054		17:00:48.514
4	1:43.063	+0.009	17:02:31.577
5	1:43.373	+0.319	17:04:14.950
6	1:43.345	+0.291	17:05:58.295
7	1:43.533	+0.479	17:07:41.828
8	1:43.858	+0.804	17:09:25.686
9	1:43.740	+0.686	17:11:09.426
10	1:43.996	+0.942	17:12:53.422
11	1:44.109	+1.055	17:14:37.531
12	1:44.750	+1.696	17:16:22.281

<b>(73) Ben SHORT</b>			
1	1:49.841	+6.281	16:57:22.712
2	1:43.560		16:59:06.272
3	1:43.658	+0.098	17:00:49.930
4	1:43.816	+0.256	17:02:33.746
5	1:44.779	+1.219	17:04:18.525
6	1:43.860	+0.300	17:06:02.385
7	1:44.492	+0.932	17:07:46.877
8	1:43.921	+0.361	17:09:30.798
9	1:44.215	+0.655	17:11:15.013
10	1:43.973	+0.413	17:12:58.986
11	1:44.022	+0.462	17:14:43.008
12	1:45.163	+1.603	17:16:28.171

<b>(48) James B BALDWIN</b>			
1	1:48.717	+5.464	16:57:22.906
2	1:43.982	+0.729	16:59:06.888
3	1:44.002	+0.749	17:00:50.890
4	1:43.253		17:02:34.143
5	1:44.005	+0.752	17:04:18.148
6	1:43.921	+0.668	17:06:02.069
7	1:44.425	+1.172	17:07:46.494
8	1:43.934	+0.681	17:09:30.428
9	1:43.993	+0.740	17:11:14.421
10	1:44.303	+1.050	17:12:58.724
11	1:44.549	+1.296	17:14:43.273
12	1:45.331	+2.078	17:16:28.604

<b>(42) Charlie CHARMAN</b>			
1	1:48.945	+4.588	16:57:23.907
2	1:44.357		16:59:08.264
3	1:44.942	+0.585	17:00:53.206
4	1:45.136	+0.779	17:02:38.342
5	1:45.707	+1.350	17:04:24.049
6	1:44.460	+0.103	17:06:08.509
7	1:46.005	+1.648	17:07:54.514
8	1:45.050	+0.693	17:09:39.564
9	1:45.064	+0.707	17:11:24.628
10	1:45.701	+1.344	17:13:10.329
11	1:44.971	+0.614	17:14:55.300
12	1:45.158	+0.801	17:16:40.458

<b>(12) Matthew LAMBERT</b>			
1	1:48.131	+4.171	16:57:23.617
2	1:43.960		16:59:07.577
3	1:46.209	+2.249	17:00:53.786

4	1:44.963	+1.003	17:02:38.749
5	1:44.628	+0.668	17:04:23.377
6	1:44.886	+0.926	17:06:08.263
7	1:45.318	+1.358	17:07:53.581
8	1:45.126	+1.166	17:09:38.707
9	1:45.594	+1.634	17:11:24.301
10	1:45.626	+1.666	17:13:09.927
11	1:44.798	+0.838	17:14:54.725
12	1:45.830	+1.870	17:16:40.555

<b>(99) Jonathan BLAKE</b>			
1	1:50.776	+5.544	16:57:28.250
2	1:46.481	+1.249	16:59:14.731
3	1:46.154	+0.922	17:01:00.885
4	1:45.952	+0.720	17:02:46.837
5	1:45.642	+0.410	17:04:32.479
6	1:46.535	+1.303	17:06:19.014
7	1:45.825	+0.593	17:08:04.839
8	1:45.232		17:09:50.071
9	1:45.449	+0.217	17:11:35.520
10	1:46.023	+0.791	17:13:21.543
11	1:45.671	+0.439	17:15:07.214
12	1:46.246	+1.014	17:16:53.460

<b>(55) Martin STEVINSON</b>			
1	1:50.525	+4.918	16:57:26.635
2	1:45.866	+0.259	16:59:12.501
3	1:46.309	+0.702	17:00:58.810
4	1:46.012	+0.405	17:02:44.822
5	1:46.689	+1.082	17:04:31.511
6	1:45.609	+0.002	17:06:17.120
7	1:45.607		17:08:02.727
8	1:45.778	+0.171	17:09:48.505
9	1:46.299	+0.692	17:11:34.804
10	1:46.331	+0.724	17:13:21.135
11	1:46.281	+0.674	17:15:07.416
12	1:46.751	+1.144	17:16:54.167

<b>(32) Alex PRESTON</b>			
1	1:49.256	+3.782	16:57:24.916
2	1:46.805	+1.331	16:59:11.721
3	1:46.640	+1.166	17:00:58.361
4	1:46.969	+1.495	17:02:45.330
5	1:46.976	+1.502	17:04:32.306
6	1:45.635	+0.161	17:06:17.941
7	1:46.183	+0.709	17:08:04.124
8	1:45.474		17:09:49.598
9	1:45.525	+0.051	17:11:35.123
10	1:46.921	+1.447	17:13:22.044
11	1:45.709	+0.235	17:15:07.753
12	1:45.803	+0.329	17:16:53.556

<b>(100) Alyn ROBSON</b>			
1	1:50.433	+5.359	16:57:27.931
2	1:46.260	+1.186	16:59:14.191
3	1:47.251	+2.177	17:01:01.442
4	1:45.583	+0.509	17:02:47.025
5	1:46.331	+1.257	17:04:33.356
6	1:46.995	+1.921	17:06:20.351
7	1:45.308	+0.234	17:08:05.659
8	1:45.074		17:09:50.733

9	1:45.425	+0.351	17:11:36.158
10	1:46.361	+1.287	17:13:22.519
11	1:45.723	+0.649	17:15:08.242
12	1:46.282	+1.208	17:16:54.524

<b>(13) Scott LEACH</b>			
1	1:51.979	+6.827	16:57:29.931
2	1:45.881	+0.729	16:59:15.812
3	1:46.303	+1.151	17:01:02.115
4	1:46.666	+1.514	17:02:48.781
5	1:45.854	+0.702	17:04:34.635
6	1:46.094	+0.942	17:06:20.729
7	1:45.765	+0.613	17:08:06.494
8	1:45.152		17:09:51.646
9	1:46.369	+1.217	17:11:38.015
10	1:45.474	+0.322	17:13:23.489
11	1:45.276	+0.124	17:15:08.765
12	1:46.394	+1.242	17:16:55.159

<b>(80) Tim HUTCHINSON</b>			
1	1:52.690	+7.557	16:57:31.737
2	1:47.021	+1.888	16:59:18.758
3	1:46.521	+1.388	17:01:05.279
4	1:46.063	+0.930	17:02:51.342
5	1:45.133		17:04:36.475
6	1:45.296	+0.163	17:06:21.771
7	1:46.236	+1.103	17:08:08.007
8	1:45.955	+0.822	17:09:53.962
9	1:46.354	+1.221	17:11:40.316
10	1:46.592	+1.459	17:13:26.908
11	1:45.532	+0.399	17:15:12.440
12	1:45.980	+0.847	17:16:58.420

<b>(70) Daniel ROGERS</b>			
1	1:50.769	+4.775	16:57:26.001
2	1:45.994		16:59:11.995
3	1:47.420	+1.426	17:00:59.415
4	1:46.348	+0.354	17:02:45.763
5	1:46.413	+0.419	17:04:32.176
6	1:46.328	+0.334	17:06:18.504
7	1:47.278	+1.284	17:08:05.782
8	1:46.026	+0.032	17:09:51.808
9	1:47.484	+1.490	17:11:39.292
10	1:46.485	+0.491	17:13:25.777
11	1:46.162	+0.168	17:15:11.939
12	1:46.536	+0.542	17:16:58.475

<b>(50) Darren STANDING</b>			
1	1:51.063	+5.255	16:57:28.716
2	1:46.529	+0.721	16:59:15.245
3	1:46.585	+0.777	17:01:01.830
4	1:47.635	+1.827	17:02:49.465
5	1:45.808		17:04:35.273
6	1:45.908	+0.100	17:06:21.181
7	1:46.160	+0.352	17:08:07.341
8	1:46.471	+0.663	17:09:53.812
9	1:47.225	+1.417	17:11:41.037
10	1:47.413	+1.605	17:13:28.450
11	1:45.875	+0.067	17:15:14.325
12	1:46.913	+1.105	17:17:01.238

Clerk of the Course - Chris Gibson

Orbits 4

Sig. Time

www.amb-it.com

Chief Timekeeper - Ian Sharp (SMART)

www.mylaps.com

Times available on www.mylaps.com &amp; www.smart-timing.co.uk

Licensed to: SMART

## DDMC Race Meeting

## Ma5da MX5 Mk1 Championship

Croft 2.100 Miles

## Race 16 - Groups C-D - AMENDED RESULT

11/09/2011 16:55

Race (20:00 Time) started at 16:55:32

Lap	Lap Tm	Diff	Time of Day
(199) Simon DEATON			
1	<b>1:52.517</b>	+7.015	16:57:31.350
2	<b>1:47.134</b>	+1.632	16:59:18.484
3	<b>1:47.457</b>	+1.955	17:01:05.941
4	<b>1:45.740</b>	+0.238	17:02:51.681
5	<b>1:45.660</b>	+0.158	17:04:37.341
6	<b>1:45.612</b>	+0.110	17:06:22.953
7	<b>1:45.733</b>	+0.231	17:08:08.686
8	<b>1:45.752</b>	+0.250	17:09:54.438
9	<b>1:46.920</b>	+1.418	17:11:41.358
10	<b>1:46.577</b>	+1.075	17:13:27.935
11	<b>1:45.502</b>	+0.231	17:15:13.437
12	1:48.962	+3.460	17:17:02.399

Lap	Lap Tm	Diff	Time of Day
(21) Iain CAMERON			
1	1:50.719	+4.969	16:57:27.352
2	1:45.917	+0.167	16:59:13.269
3	1:46.549	+0.799	17:00:59.818
4	1:46.449	+0.699	17:02:46.267
5	1:46.530	+0.780	17:04:32.797
6	1:46.887	+1.137	17:06:19.684
7	1:46.412	+0.662	17:08:06.096
8	1:46.491	+0.741	17:09:52.587
9	1:47.262	+1.512	17:11:39.849
10	1:47.401	+1.651	17:13:27.250
11	<b>1:45.750</b>		17:15:13.000
12	1:54.914	+9.164	17:17:07.914

Lap	Lap Tm	Diff	Time of Day
(71) Steven ANDREW			
1	1:53.874	+7.900	16:57:32.745
2	1:47.720	+1.746	16:59:20.465
3	1:46.725	+0.751	17:01:07.190
4	1:46.137	+0.163	17:02:53.327
5	<b>1:45.974</b>		17:04:39.301
6	1:46.144	+0.170	17:06:25.445
7	1:46.617	+0.643	17:08:12.062
8	1:46.816	+0.842	17:09:58.878
9	1:48.336	+2.362	17:11:47.214
10	1:47.562	+1.588	17:13:34.776
11	1:46.768	+0.794	17:15:21.544
12	1:47.409	+1.435	17:17:08.953

Lap	Lap Tm	Diff	Time of Day
(29) Nicholas HART			
1	1:52.886	+6.801	16:57:32.193
2	1:47.987	+1.902	16:59:20.180
3	<b>1:46.085</b>		17:01:06.265
4	1:46.594	+0.509	17:02:52.859
5	1:46.901	+0.816	17:04:39.760
6	1:47.057	+0.972	17:06:26.817
7	1:47.770	+1.685	17:08:14.587
8	1:48.569	+2.484	17:10:03.156
9	1:51.480	+5.395	17:11:54.636
10	1:50.302	+4.217	17:13:44.938
11	1:48.453	+2.368	17:15:33.391
12	1:51.497	+5.412	17:17:24.888

Lap	Lap Tm	Diff	Time of Day
(66) Piers CHANDLER			
1	1:55.510	+8.244	16:57:33.886
2	1:47.432	+0.166	16:59:21.318
3	<b>1:47.266</b>		17:01:08.584
4	1:47.855	+0.589	17:02:56.439

Lap	Lap Tm	Diff	Time of Day
5	<b>1:47.611</b>	+0.345	17:04:44.050
6	<b>1:47.683</b>	+0.417	17:06:31.733
7	<b>1:49.368</b>	+2.102	17:08:21.101
8	<b>1:49.196</b>	+1.930	17:10:10.297
9	<b>1:49.191</b>	+1.925	17:11:59.488
10	<b>1:48.758</b>	+1.492	17:13:48.246
11	<b>1:49.719</b>	+2.453	17:15:37.965
12	<b>1:48.317</b>	+1.051	17:17:26.282

Lap	Lap Tm	Diff	Time of Day
(54) John POWELL			
1	<b>1:52.441</b>	+4.602	16:57:30.943
2	<b>1:49.227</b>	+1.388	16:59:20.170
3	<b>1:47.839</b>		17:01:08.009
4	1:49.840	+2.001	17:02:57.849
5	1:48.550	+0.711	17:04:46.399
6	1:50.357	+2.518	17:06:36.756
7	1:48.654	+0.815	17:08:25.410
8	1:51.731	+3.892	17:10:17.141
9	1:50.703	+2.864	17:12:07.844
10	1:49.897	+2.058	17:13:57.741
11	1:49.405	+1.566	17:15:47.146
12	1:49.387	+1.548	17:17:36.533

Lap	Lap Tm	Diff	Time of Day
(101) Ian PRESCOTT			
1	1:55.979	+7.193	16:57:35.692
2	1:49.061	+0.275	16:59:24.753
3	1:48.951	+0.165	17:01:13.704
4	<b>1:48.786</b>		17:03:02.490
5	1:50.194	+1.408	17:04:52.684
6	1:50.487	+1.701	17:06:43.171
7	1:49.553	+0.767	17:08:32.724
8	1:48.863	+0.077	17:10:21.587
9	1:49.774	+0.988	17:12:11.361
10	1:49.742	+0.956	17:14:01.103
11	1:49.233	+0.447	17:15:50.336
12	1:49.144	+0.358	17:17:39.480

Lap	Lap Tm	Diff	Time of Day
(77) John COCKBURN-EVANS			
1	2:01.352	+13.346	16:57:41.359
2	1:49.156	+1.150	16:59:30.515
3	1:49.268	+1.262	17:01:19.783
4	1:49.645	+1.639	17:03:09.428
5	1:49.469	+1.463	17:04:58.897
6	1:49.186	+1.180	17:06:48.083
7	1:48.790	+0.784	17:08:36.873
8	1:49.209	+1.203	17:10:26.082
9	1:49.016	+1.010	17:12:15.098
10	1:48.867	+0.861	17:14:03.965
11	<b>1:48.006</b>		17:15:51.971
12	1:48.373	+0.367	17:17:40.344

Lap	Lap Tm	Diff	Time of Day
(103) Chris NOEL-HART			
1	2:00.090	+10.117	16:57:39.989
2	1:51.261	+1.288	16:59:31.250
3	1:50.746	+0.773	17:01:21.996
4	1:51.167	+1.194	17:03:13.163
5	1:50.544	+0.571	17:05:03.707
6	<b>1:49.973</b>		17:06:53.680
7	1:51.288	+1.315	17:08:44.968
8	1:51.007	+1.034	17:10:35.975
9	1:51.219	+1.246	17:12:27.194

Lap	Lap Tm	Diff	Time of Day
10	<b>1:51.660</b>	+1.687	17:14:18.854
11	<b>1:52.064</b>	+2.091	17:16:10.918
12	<b>1:52.668</b>	+2.695	17:18:03.586

Lap	Lap Tm	Diff	Time of Day
(130) Mark LITHERLAND			
1	<b>1:53.973</b>	+6.422	16:57:34.115
2	<b>1:48.240</b>	+0.689	16:59:22.355
3	<b>1:47.551</b>		17:01:09.906
4	1:48.509	+0.958	17:02:58.415
5	1:48.231	+0.680	17:04:46.646
6	1:48.706	+1.155	17:06:35.352
7	1:48.120	+0.569	17:08:23.472
8	1:48.068	+0.517	17:10:11.540
9	1:48.998	+1.447	17:12:00.538

Lap	Lap Tm	Diff	Time of Day
(118) Carl ANDREW			
1	1:51.231	+5.382	16:57:27.847
2	1:45.945	+0.096	16:59:13.792
3	1:47.406	+1.557	17:01:01.198
4	1:46.439	+0.590	17:02:47.637
5	<b>1:45.849</b>		17:04:33.486
6	1:47.124	+1.275	17:06:20.610
7	1:46.446	+0.597	17:08:07.056
8	1:46.422	+0.573	17:09:53.478

Clerk of the Course - Chris Gibson

Sig. Time

Chief Timekeeper - Ian Sharp (SMART)

Times available on www.mylaps.com &amp; www.smart-timing.co.uk

Printed: 12/09/2011 09:04:35

Orbits 4

www.amb-it.com

www.mylaps.com

Licensed to: SMART

Page 2/2

Ma5da MX5 Mk1 Championship

Croft 2.100 Miles

Race 16 - Groups C-D - AMENDED RESULT

11/09/2011 16:55

Race (20:00 Time) started at 16:55:32

Competitors	Laps												
	0	1	2	3	4	5	6	7	8	9	10	11	12
Ben SHORT (73)	1	73	8	8	8	8	8	8	8	8	8	8	8
Adam GORE (8)	2	8	73	73	73	73	48	48	48	48	48	73	73
James B BALDWIN (48)	3	48	48	48	48	48	73	73	73	73	73	48	48
Charlie CHARMAN (42)	4	42	12	12	42	42	12	12	12	12	12	12	42
Daniel ROGERS (70)	5	70	42	42	12	12	42	42	42	42	42	42	12
Matthew LAMBERT (12)	6	12	32	32	32	55	55	55	55	55	55	99	99
Alex PRESTON (32)	7	32	70	70	55	32	70	32	32	32	99	55	32
Martin STEVINSON (55)	8	55	55	55	70	70	32	70	99	99	99	32	55
Carl ANDREW (118)	9	118	21	21	21	21	99	99	100	100	100	100	100
Iain CAMERON (21)	10	21	118	118	99	99	21	21	70	13	13	13	13
Jonathan BLAKE (99)	11	99	100	100	118	100	100	100	21	70	70	70	80
Alyn ROBSON (100)	12	100	99	99	100	118	118	13	21	21	80	80	70
Darren STANDING (50)	13	50	50	50	50	13	13	13	118	118	80	21	50
Scott LEACH (13)	14	13	13	13	13	50	50	50	50	50	199	199	199
Piers CHANDLER (66)	15	66	54	199	80	80	80	80	80	80	199	50	21
John POWELL (54)	16	54	199	80	199	199	199	199	199	71	71	71	71
Simon DEATON (199)	17	199	80	54	29	29	71	71	71	71	29	29	29
Steven ANDREW (71)	18	71	29	29	71	71	29	29	29	29	66	66	66
Tim HUTCHINSON (80)	19	80	71	71	54	66	66	66	66	66	130	54	54
Nicholas HART (29)	20	29	66	66	66	54	54	130	130	130	54	101	101
Ian PRESCOTT (101)	21	101	130	130	130	130	54	54	54	101	77	77	77
Chris NOEL-HART (103)	22	103	101	101	101	101	101	101	101	101	77	103	103
John COCKBURN-EVANS (77)	23	77	103	77	77	77	77	77	77	77	77	103	
Mark LITHERLAND (130)	24	130	77	103	103	103	103	103	103	103			
-	25												
-	26												
-	27												
-	28												

## Allcomers Race

Croft 2.100 Miles

## Race 17

11/09/2011 17:30

Race (20:00 Time) started at 17:35:49

Pos	No.	Name	Make/Model	CC	Class Cc	Laps	Total Tm	Diff	Best Tm	Best Spd
1	50	Bill ADDISON	Caterham Supersport	1998	A2	10	15:44.739		1:31.391	82.721
2	77	Mark LEYBOURNE	Westfield SEWi	1600	E3	10	16:40.199	55.460	1:38.550	76.712
3	57	Brian MURPHY	Ginetta G20	1800	E1	10	16:45.667	1:00.928	1:37.207	77.772
4	99	Jonathan BLAKE	Mazda MX15R	1800	MXC	10	16:47.119	1:02.380	1:39.573	75.924
5	58	Chris WHITELEY	Seat Cupra R	1800	A1	10	17:03.272	1:18.533	1:39.356	76.090
6	6	James HAMILL	Terratrain Saturn	1800	E1	10	17:15.069	1:30.330	1:40.547	75.189
7	11	Martin ADDISON	Peugeot 106	1400	D	10	17:16.625	1:31.886	1:42.295	73.904
8	7	Ashley WOODWARD	MG ZR180	2500	C	9	15:37.863	1 Lap	1:42.142	74.015
9	81	Jonathan GREENSMITH	Mazda MX5 MK3	2000	MXC	9	15:38.534	1 Lap	1:42.292	73.906
10	96	Tania MANN	Mazda MX5 Mk3	1800	MXC	9	15:48.656	1 Lap	1:41.878	74.206
11	27	Clive BAILYE	Mazda MX5	1600	MX5	9	15:50.721	1 Lap	1:43.932	72.740
12	73	Ben SHORT	Mazda MX5	1600	MX5	9	15:50.830	1 Lap	1:44.472	72.364
13	48	James B BALDWIN	Mazda MX5	1600	MX5	9	15:51.191	1 Lap	1:43.660	72.931
14	12	Matthew LAMBERT	Mazda MX5	1600	MX5	9	15:57.087	1 Lap	1:44.711	72.199
15	76	Brian CHANDLER	Mazda MX5	1600	MX5	9	16:05.035	1 Lap	1:45.255	71.826
16	199	Simon DEATON	Mazda MX5	1600	MX5	9	16:09.520	1 Lap	1:46.003	71.319
17	29	Nicholas HART	Mazda MX5	1600	MX5	9	16:12.251	1 Lap	1:45.117	71.920
18	34	David NEIDELL	Mazda MX5	1600	MX5	9	16:15.737	1 Lap	1:46.117	71.242
19	66	Piers CHANDLER	Mazda MX5	1600	MX5	9	16:22.554	1 Lap	1:46.494	70.990
20	72	Matthew SHORT	Mazda MX5	1600	MX5	9	16:32.407	1 Lap	1:47.463	70.350
21	103	Chris NOEL-HART	Mazda MX5	1600	MX5	9	16:50.311	1 Lap	1:48.834	69.464

## Not classified (80% = 8 Laps)

	130	Mark LITHERLAND	Mazda MX5	1600	MX5	7	16:45.914	3 Laps	1:48.111	69.928
DNF	42	John HEWITSON	Toyota Supra	2997T	B	9	15:47.819	DNF	1:42.756	73.572
DNF	2	Daniel IRVING	Mazda MX5	1600T	B	6	10:05.416	DNF	1:39.393	76.062
DNF	111	Paul BLACK	Mazda MX5	1600	MX5	6	12:17.237	DNF	1:47.353	70.422
DNF	71	Carl ANDREW	Mazda MX5	1600	MX5		5.411	DNF	-	-
DNS	8	David BOTTERILL	Porsche 944	3000T	A1			DNS	-	-
DNS	16	Abbie EATON	Mazda MX5 Mk3	2000	MXC			DNS	-	-
DNS	77	John COCKBURN-EVANS	Mazda MX5	1600	MX5			DNS	-	-
DNS	33	Siobhan LITHERLAND	Mazda MX5	1600	MX5			DNS	-	-

## Announcements

RED FLAG - After 17:19 - Result declared at 10 laps.

Car No.42 - Not classified - Not running at time of Red Flag.

Margin of Victory	Avg. Speed	Best Lap Tm	Best Spd	Best Lap by
55.460	80.022	1:31.391	82.721	50 - Bill ADDISON

Clerk of the Course - Chris Gibson

Orbits 4

Sig.

Time

www.amb-it.com

Chief Timekeeper - Ian Sharp (SMART)

www.mylaps.com

Times available on www.mylaps.com &amp; www.smart-timing.co.uk

Licensed to: SMART

# DDMC Race Meeting


## Allcomers Race

### Race 17

Race (20:00 Time) started at 17:35:49

Croft 2.100 Miles

11/09/2011 17:30



Lap	Lap Tm	Diff	Time of Day
<b>(50) Bill ADDISON</b>			
1	1:37.498	+6.107	17:37:27.485
2	1:31.391		17:38:58.876
3	1:32.340	+0.949	17:40:31.216
4	1:32.640	+1.249	17:42:03.856
5	1:32.696	+1.305	17:43:36.552
6	1:35.008	+3.617	17:45:11.560
7	1:33.694	+2.303	17:46:45.254
8	1:35.251	+3.860	17:48:20.505
9	1:35.044	+3.653	17:49:55.549
10	1:38.976	+7.585	17:51:34.525

Lap	Lap Tm	Diff	Time of Day
<b>(77) Mark LEYBOURNE</b>			
1	1:40.562	+2.012	17:37:31.892
2	1:38.550		17:39:10.442
3	1:39.587	+1.037	17:40:50.029
4	1:40.571	+2.021	17:42:30.600
5	1:39.728	+1.178	17:44:10.328
6	1:40.355	+1.805	17:45:50.683
7	1:39.086	+0.536	17:47:29.769
8	1:39.676	+1.126	17:49:09.445
9	1:40.327	+1.777	17:50:49.772
10	1:40.213	+1.663	17:52:29.985

Lap	Lap Tm	Diff	Time of Day
<b>(57) Brian MURPHY</b>			
1	1:47.459	+10.252	17:37:43.871
2	1:39.117	+1.910	17:39:22.988
3	1:44.401	+7.194	17:41:07.389
4	1:38.323	+1.116	17:42:45.712
5	1:38.851	+1.644	17:44:24.563
6	1:38.305	+1.098	17:46:02.868
7	1:37.831	+0.624	17:47:40.699
8	1:37.207		17:49:17.906
9	1:38.778	+1.571	17:50:56.684
10	1:38.769	+1.562	17:52:35.453

Lap	Lap Tm	Diff	Time of Day
<b>(99) Jonathan BLAKE</b>			
1	1:44.025	+4.452	17:37:35.481
2	1:40.465	+0.892	17:39:15.946
3	1:40.078	+0.505	17:40:56.024
4	1:40.948	+1.375	17:42:36.972
5	1:39.818	+0.245	17:44:16.790
6	1:39.688	+0.115	17:45:56.478
7	1:39.573		17:47:36.051
8	1:40.260	+0.687	17:49:16.311
9	1:39.981	+0.408	17:50:56.292
10	1:40.613	+1.040	17:52:36.905

Lap	Lap Tm	Diff	Time of Day
<b>(58) Chris WHITELEY</b>			
1	1:52.594	+13.238	17:37:49.929
2	1:41.633	+2.277	17:39:31.562
3	1:40.711	+1.355	17:41:12.273
4	1:41.147	+1.791	17:42:53.420
5	1:39.468	+0.112	17:44:32.888
6	1:40.998	+1.642	17:46:13.886
7	1:39.411	+0.055	17:47:53.297
8	1:39.956	+0.600	17:49:33.253
9	1:39.356		17:51:12.609
10	1:40.449	+1.093	17:52:53.058

Lap	Lap Tm	Diff	Time of Day
<b>(6) James HAMILL</b>			
1	1:50.521	+9.974	17:37:47.427
2	1:44.224	+3.677	17:39:31.651
3	1:42.407	+1.860	17:41:14.058
4	1:41.381	+0.834	17:42:55.439
5	1:43.507	+2.960	17:44:38.946
6	1:40.547		17:46:19.493
7	1:40.766	+0.219	17:48:00.259
8	1:40.781	+0.234	17:49:41.040
9	1:42.219	+1.672	17:51:23.259
10	1:41.596	+1.049	17:53:04.855

Lap	Lap Tm	Diff	Time of Day
<b>(11) Martin ADDISON</b>			
1	1:46.096	+3.801	17:37:38.856
2	1:43.057	+0.762	17:39:21.913
3	1:43.978	+1.683	17:41:05.891
4	1:42.925	+0.630	17:42:48.816
5	1:42.976	+0.681	17:44:31.792
6	1:43.656	+1.361	17:46:15.448
7	1:42.829	+0.534	17:47:58.277
8	1:42.295		17:49:40.572
9	1:42.537	+0.242	17:51:23.109
10	1:43.302	+1.007	17:53:06.411

Lap	Lap Tm	Diff	Time of Day
<b>(7) Ashley WOODWARD</b>			
1	1:46.786	+4.644	17:37:40.229
2	1:43.226	+1.084	17:39:23.455
3	1:43.694	+1.552	17:41:07.149
4	1:42.142		17:42:49.291
5	1:42.990	+0.848	17:44:32.281
6	1:44.856	+2.714	17:46:17.137
7	1:42.784	+0.642	17:47:59.921
8	1:44.800	+2.658	17:49:44.721
9	1:42.928	+0.786	17:51:27.649

Lap	Lap Tm	Diff	Time of Day
<b>(81) Jonathan GREENSMITH</b>			
1	1:47.053	+4.761	17:37:40.931
2	1:43.649	+1.357	17:39:24.580
3	1:43.657	+1.365	17:41:08.237
4	1:42.328	+0.036	17:42:50.565
5	1:42.292		17:44:32.857
6	1:44.748	+2.456	17:46:17.605
7	1:43.763	+1.471	17:48:01.368
8	1:43.787	+1.495	17:49:45.155
9	1:43.165	+0.873	17:51:28.320

Lap	Lap Tm	Diff	Time of Day
<b>(96) Tania MANN</b>			
1	1:56.718	+14.840	17:37:53.279
2	1:43.472	+1.594	17:39:36.751
3	1:44.045	+2.167	17:41:20.796
4	1:41.878		17:43:02.674
5	1:42.582	+0.704	17:44:45.256
6	1:41.887	+0.009	17:46:27.143
7	1:43.858	+1.980	17:48:11.001
8	1:45.302	+3.424	17:49:56.303
9	1:42.139	+0.261	17:51:38.442

Lap	Lap Tm	Diff	Time of Day
<b>(27) Clive BAILY</b>			
1	1:48.224	+4.292	17:37:41.959
2	1:45.038	+1.106	17:39:26.997
3	1:43.932		17:41:10.929

Lap	Lap Tm	Diff	Time of Day
4	1:45.090	+1.158	17:42:56.019
5	1:44.776	+0.844	17:44:40.795
6	1:44.850	+0.918	17:46:25.645
7	1:44.121	+0.189	17:48:09.766
8	1:45.724	+1.792	17:49:55.490
9	1:45.017	+1.085	17:51:40.507

Lap	Lap Tm	Diff	Time of Day
<b>(73) Ben SHORT</b>			
1	1:46.756	+2.284	17:37:39.991
2	1:44.472		17:39:24.463
3	1:44.836	+0.364	17:41:09.299
4	1:44.473	+0.001	17:42:53.772
5	1:45.643	+1.171	17:44:39.415
6	1:45.227	+0.755	17:46:24.642
7	1:45.178	+0.706	17:48:09.820
8	1:46.105	+1.633	17:49:55.925
9	1:44.691	+0.219	17:51:40.616

Lap	Lap Tm	Diff	Time of Day
<b>(48) James B BALDWIN</b>			
1	1:48.300	+4.640	17:37:42.536
2	1:45.150	+1.490	17:39:27.686
3	1:43.924	+0.264	17:41:11.610
4	1:45.399	+1.739	17:42:57.009
5	1:43.660		17:44:40.669
6	1:45.272	+1.612	17:46:25.941
7	1:45.833	+2.173	17:48:11.774
8	1:45.197	+1.537	17:49:56.971
9	1:44.006	+0.346	17:51:40.977

Lap	Lap Tm	Diff	Time of Day
<b>(12) Matthew LAMBERT</b>			
1	1:48.847	+4.136	17:37:43.311
2	1:44.878	+0.167	17:39:28.189
3	1:46.247	+1.536	17:41:14.436
4	1:45.284	+0.573	17:42:59.720
5	1:45.625	+0.914	17:44:45.345
6	1:45.097	+0.386	17:46:30.442
7	1:44.711		17:48:15.153
8	1:45.431	+0.720	17:50:00.584
9	1:46.289	+1.578	17:51:46.873

Lap	Lap Tm	Diff	Time of Day
<b>(76) Brian CHANDLER</b>			
1	1:52.537	+7.282	17:37:47.462
2	1:46.100	+0.845	17:39:33.562
3	1:45.675	+0.420	17:41:19.237
4	1:46.036	+0.781	17:43:05.273
5	1:46.101	+0.846	17:44:51.374
6	1:46.182	+0.927	17:46:37.556
7	1:45.841	+0.586	17:48:23.397
8	1:45.255		17:50:08.652
9	1:46.169	+0.914	17:51:54.821

Lap	Lap Tm	Diff	Time of Day
<b>(199) Simon DEATON</b>			
1	1:52.580	+6.577	17:37:47.816
2	1:46.382	+0.379	17:39:34.198
3	1:46.773	+0.770	17:41:20.971
4	1:46.529	+0.526	17:43:07.500
5	1:46.113	+0.110	17:44:53.613
6	1:46.349	+0.346	17:46:39.962
7	1:46.362	+0.359	17:48:26.324
8	1:46.003		17:50:12.327
9	1:46.979	+0.976	17:51:59.306

Clerk of the Course - Chris Gibson

Sig. Time  
Chief Timekeeper - Ian Sharp (SMART)

Times available on www.mylaps.com & www.smart-timing.co.uk

Printed: 12/09/2011 08:52:14

Orbits 4

www.amb-it.com

www.mylaps.com

Licensed to: SMART

## Allcomers Race

## Race 17

Race (20:00 Time) started at 17:35:49

Croft 2.100 Miles

11/09/2011 17:30

Lap	Lap Tm	Diff	Time of Day
(29) Nicholas HART			
1	<b>1:49.088</b>	+3.971	17:37:43.726
2	<b>1:45.117</b>		17:39:28.843
3	1:46.535	+1.418	17:41:15.378
4	1:47.003	+1.886	17:43:02.381
5	1:46.405	+1.288	17:44:48.786
6	1:47.189	+2.072	17:46:35.975
7	1:46.064	+0.947	17:48:22.039
8	1:45.823	+0.706	17:50:07.862
9	1:54.175	+9.058	17:52:02.037

Lap	Lap Tm	Diff	Time of Day
(34) David NEIDELL			
1	1:54.684	+8.567	17:37:50.867
2	1:47.020	+0.903	17:39:37.887
3	1:46.501	+0.384	17:41:24.388
4	1:47.608	+1.491	17:43:11.996
5	1:46.716	+0.599	17:44:58.712
6	1:47.276	+1.159	17:46:45.988
7	<b>1:46.117</b>		17:48:32.105
8	1:46.363	+0.246	17:50:18.468
9	1:47.055	+0.938	17:52:05.523

Lap	Lap Tm	Diff	Time of Day
(66) Piers CHANDLER			
1	1:53.517	+7.023	17:37:49.342
2	<b>1:46.494</b>		17:39:35.836
3	1:48.196	+1.702	17:41:24.032
4	1:49.616	+3.122	17:43:13.648
5	1:47.302	+0.808	17:45:00.950
6	1:47.833	+1.339	17:46:48.783
7	1:47.794	+1.300	17:48:36.577
8	1:47.592	+1.098	17:50:24.169
9	1:48.171	+1.677	17:52:12.340

Lap	Lap Tm	Diff	Time of Day
(72) Matthew SHORT			
1	2:00.254	+12.791	17:37:56.321
2	<b>1:47.463</b>		17:39:43.784
3	1:48.295	+0.832	17:41:32.079
4	1:48.756	+1.293	17:43:20.835
5	1:48.348	+0.885	17:45:09.183
6	1:48.186	+0.723	17:46:57.369
7	1:48.276	+0.813	17:48:45.645
8	1:47.953	+0.490	17:50:33.598
9	1:48.595	+1.132	17:52:22.193

Lap	Lap Tm	Diff	Time of Day
(103) Chris NOEL-HART			
1	1:58.155	+9.321	17:37:54.751
2	1:50.932	+2.098	17:39:45.683
3	1:51.504	+2.670	17:41:37.187
4	1:50.445	+1.611	17:43:27.632
5	1:52.321	+3.487	17:45:19.953
6	1:50.839	+2.005	17:47:10.792
7	1:50.236	+1.402	17:49:01.028
8	<b>1:48.834</b>		17:50:49.862
9	1:50.235	+1.401	17:52:40.097

Lap	Lap Tm	Diff	Time of Day
(130) Mark LITHERLAND			
p1	5:39.377	+3:51.266	17:41:35.120
2	1:56.757	+8.646	17:43:31.877
3	<b>1:48.111</b>		17:45:19.988
4	1:49.009	+0.898	17:47:08.997

Lap	Lap Tm	Diff	Time of Day
5	<b>1:49.848</b>	+1.737	17:48:58.845
6	<b>1:48.612</b>	+0.501	17:50:47.457
7	<b>1:48.243</b>	+0.132	17:52:35.700

Lap	Lap Tm	Diff	Time of Day
(42) John HEWITSON			
1	<b>1:53.070</b>	+10.314	17:37:46.271
2	<b>1:45.119</b>	+2.363	17:39:31.390
3	<b>1:44.554</b>	+1.798	17:41:15.944
4	<b>1:44.118</b>	+1.362	17:43:00.062
5	<b>1:42.756</b>		17:44:42.818
6	1:43.510	+0.754	17:46:26.328
7	1:43.741	+0.985	17:48:10.069
8	1:44.381	+1.625	17:49:54.450
9	1:43.155	+0.399	17:51:37.605

Lap	Lap Tm	Diff	Time of Day
(2) Daniel IRVING			
1	1:42.195	+2.802	17:37:35.127
2	1:39.996	+0.603	17:39:15.123
3	1:40.345	+0.952	17:40:55.468
4	1:40.284	+0.891	17:42:35.752
5	1:40.057	+0.664	17:44:15.809
6	<b>1:39.393</b>		17:45:55.202

Lap	Lap Tm	Diff	Time of Day
(111) Paul BLACK			
p1	2:11.689	+24.336	17:38:07.539
2	2:46.206	+58.853	17:40:53.745
3	1:49.313	+1.960	17:42:43.058
4	1:47.495	+0.142	17:44:30.553
5	1:49.117	+1.764	17:46:19.670
6	<b>1:47.353</b>		17:48:07.023

Clerk of the Course - Chris Gibson

Sig. Time  
 Chief Timekeeper - Ian Sharp (SMART)  
 Times available on www.mylaps.com & www.smart-timing.co.uk

Orbits 4

www.amb-it.com  
 www.mylaps.com  
 Licensed to: SMART

## Allcomers Race

Croft 2.100 Miles

## Race 17

11/09/2011 17:30

Race (20:00 Time) started at 17:35:49

Competitors	Laps										
	0	1	2	3	4	5	6	7	8	9	10
Bill ADDISON (50)	1	50	50	50	50	50	50	50	50	50	50
Mark LEYBOURNE (77)	2	77	77	77	77	77	77	77	77	77	77
Jonathan BLAKE (99)	3	99	2	2	2	2	2	99	99	99	57
Martin ADDISON (11)	4	11	99	99	99	99	99	57	57	57	99
Daniel IRVING (2)	5	2	11	11	11	57	57	57	58	58	58
John HEWITSON (42)	6	42	73	57	7	11	11	58	11	11	6
Ben SHORT (73)	7	73	7	7	57	7	7	11	7	6	11
Ashley WOODWARD (7)	8	7	81	73	81	81	81	7	6	7	7
Clive BAILYE (27)	9	27	27	81	73	58	58	81	81	81	81
Jonathan GREENSMITH (81)	10	81	48	27	27	73	6	6	27	42	42
James B BALDWIN (48)	11	48	12	48	48	6	73	73	73	27	96
Matthew LAMBERT (12)	12	12	29	12	58	27	48	27	42	73	27
Nicholas HART (29)	13	29	57	29	6	48	27	48	96	96	73
Brian CHANDLER (76)	14	76	42	42	12	12	42	42	48	48	48
Carl ANDREW (71)	15	71	6	58	29	42	96	96	12	12	12
Simon DEATON (199)	16	199	76	6	42	29	12	12	29	29	76
Mark LITHERLAND (130)	17	130	199	76	76	96	29	29	76	76	199
Piers CHANDLER (66)	18	66	66	199	96	76	76	76	199	199	29
Paul BLACK (111)	19	111	58	66	199	199	199	199	34	34	34
Matthew SHORT (72)	20	72	34	96	66	34	34	34	66	66	66
David NEIDELL (34)	21	34	96	34	34	66	66	66	72	72	72
Brian MURPHY (57)	22	57	103	72	72	72	72	72	103	103	103
Tania MANN (96)	23	96	72	103	103	103	103	103	130		
Chris NOEL-HART (103)	24	103	111	111	111	111	111	111			
James HAMILL (6)	25	6	130	130	130	130	130	130			
Chris WHITELEY (58)	26	58									
-	27										
-	28										
-	29										
-	30										

Clerk of the Course - Chris Gibson

Orbits 4

Sig. Time  
 Chief Timekeeper - Ian Sharp (SMART)  
 Times available on [www.mylaps.com](http://www.mylaps.com) & [www.smart-timing.co.uk](http://www.smart-timing.co.uk)

[www.amb-it.com](http://www.amb-it.com)  
[www.mylaps.com](http://www.mylaps.com)  
 Licensed to: SMART