

Knockhill

25th June 2011

Knockhill Motor Sports Club Bike meeting



S.M.A.R.T.

Scottish Motorsports Automatic Race Timing

Ravenslea, Melrose Road, Galashiels, TD1 2AT

Telephone : 01896 – 752447

Superstock 600

Knockhill 1.280 Miles

Warmup 1

25/06/2011 08:45

Practice started at 9:06:52

Pos	No.	Name	Make/Model	CC	Class Cod	Laps	Best Tm	Diff n Lap	Best Spd	2nd Best
1	9	Angus MEARNs	Yamaha R6		S6	9	59.811		77.043	1:00.827
2	20	Sean GILFILLAN	Suzuki GSXR	600	S6	9	1:00.167	0.356	76.587	1:00.401
3	49	Mike McLEAN	Yamaha R6	600	S6	9	1:00.175	0.364	76.577	1:00.903
4	88	Graham PIRIE	Yamaha R6	600	S6	9	1:00.519	0.708	76.141	1:01.192
5	66	Jon FROST	Yamaha R6	600	S6	9	1:00.529	0.718	76.129	1:01.283
6	36	Mark CUMMING	Yamaha R6	600	S6	7	1:00.853	1.042	75.723	1:02.000
7	39	Roy HOUSTON	Kawasaki ZX-6	600	S6	5	1:01.439	1.628	75.001	1:02.345
8	30	Mark FEARN	Kawasaki ZX6R	600	S6	9	1:01.465	1.654	74.969	1:01.553
9	27	Ewan MacKINTOSH	Suzuki GSXR	600	S6	8	1:01.670	1.859	74.720	1:01.940
10	71	Chris COOK	Kawasaki ZX6R	600	S6	8	1:03.084	3.273	73.045	1:03.115
11	21	Robbie HARLEY TODD	Yamaha R6	600	S6	9	1:03.234	3.423	72.872	1:03.257
12	31	Mark IRONSIDE	Suzuki GSXR	600	S6	8	1:03.863	4.052	72.154	1:04.428
13	77	Stuart JACKSON	Yamaha R6	600	S6	8	1:04.214	4.403	71.760	1:06.317
14	46	Davie HYND	Suzuki GSXR	600	S6	7	1:06.011	6.200	69.807	1:06.891
15	90	David McNAIRN	Suzuki GSXR	600	S6	4	1:07.747	7.936	68.018	1:08.823
16	666	Clark FRASER	Yamaha R6		S6	7	1:09.553	9.742	66.252	1:10.200
DNF	17	Alan MITCHELL	Kawasaki ZX6R		S6	2	1:19.890		57.679	
DNF	7	Andy YOUNGER	Yamaha R6	600	S6	1			-	
19	13	Alan PIRIE	Kawasaki ZX6R		S6			0	-	
20	14	Mark NEWLANDS	Yamaha R6		S6			0	-	
21	28	Mark WHITTAKER	Yamaha R6		S6			0	-	
22	55	Iain BARRY	Yamaha R6	600	S6			0	-	

KMSC Motorcycle racing (3)

Superstock 600

Knockhill 1.280 Miles

Warmup 1

25/06/2011 08:45

Practice started at 9:06:52

Lap	Lap Tm	Diff	Time of Day
(9) Angus MEARNS			
1			9:08:13.770
2	1:06.640	+6.829	9:09:20.410
3	1:04.861	+5.050	9:10:25.271
4	1:02.691	+2.880	9:11:27.962
5	1:01.530	+1.719	9:12:29.492
6	1:02.838	+3.027	9:13:32.330
7	1:03.618	+3.807	9:14:35.948
8	59.811		9:15:35.759
9	1:00.827	+1.016	9:16:36.586

Lap	Lap Tm	Diff	Time of Day
(20) Sean GILFILLAN			
1			9:08:20.417
2	1:07.105	+6.938	9:09:27.522
3	1:05.274	+5.107	9:10:32.796
4	1:03.344	+3.177	9:11:36.140
5	1:02.205	+2.038	9:12:38.345
6	1:01.756	+1.589	9:13:40.101
7	1:00.892	+0.725	9:14:40.993
8	1:00.401	+0.234	9:15:41.394
9	1:00.167		9:16:41.561

Lap	Lap Tm	Diff	Time of Day
(49) Mike McLEAN			
1			9:08:49.761
2	1:04.665	+4.490	9:09:54.426
3	1:02.378	+2.203	9:10:56.804
4	1:02.225	+2.050	9:11:59.029
5	1:00.938	+0.763	9:12:59.967
6	1:02.173	+1.998	9:14:02.140
7	1:00.175		9:15:02.315
8	1:00.903	+0.728	9:16:03.218
9	1:08.536	+8.361	9:17:11.754

Lap	Lap Tm	Diff	Time of Day
(88) Graham PIRIE			
1			9:08:19.469
2	1:07.460	+6.941	9:09:26.929
3	1:02.977	+2.458	9:10:29.906
4	1:01.916	+1.397	9:11:31.822
5	1:01.799	+1.280	9:12:33.621
6	1:01.270	+0.751	9:13:34.891
7	1:02.876	+2.357	9:14:37.767
8	1:00.519		9:15:38.286
9	1:01.192	+0.673	9:16:39.478

Lap	Lap Tm	Diff	Time of Day
(66) Jon FROST			
1			9:08:15.523
2	1:05.888	+5.359	9:09:21.411
3	1:04.762	+4.233	9:10:26.173
4	1:03.000	+2.471	9:11:29.173
5	1:01.404	+0.875	9:12:30.577
6	1:01.717	+1.188	9:13:32.294
7	1:01.283	+0.754	9:14:33.577
8	1:01.857	+1.328	9:15:35.434
9	1:00.529		9:16:35.963

Lap	Lap Tm	Diff	Time of Day
(36) Mark CUMMING			
1			9:08:19.552
2	1:06.102	+5.249	9:09:25.654
3	1:02.144	+1.291	9:10:27.798
4	1:00.853		9:11:28.651

Lap	Lap Tm	Diff	Time of Day
5	1:02.110	+1.257	9:12:30.761
6	1:02.000	+1.147	9:13:32.761
7	1:06.765	+5.912	9:14:39.526

Lap	Lap Tm	Diff	Time of Day
(39) Roy HOUSTON			
1			9:08:14.504
2	1:02.345	+0.906	9:09:16.849
3	1:01.439		9:10:18.288
4	1:02.864	+1.425	9:11:21.152
5	1:07.048	+5.609	9:12:28.200

Lap	Lap Tm	Diff	Time of Day
(30) Mark FEARN			
1			9:08:17.179
2	1:04.366	+2.901	9:09:21.545
3	1:03.075	+1.610	9:10:24.620
4	1:02.489	+1.024	9:11:27.109
5	1:01.553	+0.088	9:12:28.662
6	1:02.333	+0.868	9:13:30.995
7	1:01.465		9:14:32.460
8	1:01.994	+0.529	9:15:34.454
9	1:01.653	+0.188	9:16:36.107

Lap	Lap Tm	Diff	Time of Day
(27) Ewan MacKINTOSH			
1			9:08:38.784
2	1:08.949	+7.279	9:09:47.733
3	1:06.943	+5.273	9:10:54.676
4	1:03.443	+1.773	9:11:58.119
5	1:02.719	+1.049	9:13:00.838
6	1:02.179	+0.509	9:14:03.017
7	1:01.670		9:15:04.687
8	1:01.940	+0.270	9:16:06.627

Lap	Lap Tm	Diff	Time of Day
(71) Chris COOK			
1			9:08:20.014
2	1:08.030	+4.946	9:09:28.044
3	1:06.224	+3.140	9:10:34.268
4	1:05.178	+2.094	9:11:39.446
5	1:04.961	+1.877	9:12:44.407
6	1:04.003	+0.919	9:13:48.410
7	1:03.084		9:14:51.494
8	1:03.115	+0.031	9:15:54.609

Lap	Lap Tm	Diff	Time of Day
(21) Robbie HARLEY TODD			
1			9:08:17.988
2	1:09.103	+5.869	9:09:27.091
3	1:06.213	+2.979	9:10:33.304
4	1:05.867	+2.633	9:11:39.171
5	1:04.522	+1.288	9:12:43.693
6	1:04.014	+0.780	9:13:47.707
7	1:03.257	+0.023	9:14:50.964
8	1:03.234		9:15:54.198
9	1:12.772	+9.538	9:17:06.970

Lap	Lap Tm	Diff	Time of Day
(31) Mark IRONSIDE			
1			9:08:21.850
2	1:09.009	+5.146	9:09:30.859
3	1:07.161	+3.298	9:10:38.020
4	1:05.704	+1.841	9:11:43.724
5	1:05.706	+1.843	9:12:49.430
6	1:04.428	+0.565	9:13:53.858
7	1:03.863		9:14:57.721

Lap	Lap Tm	Diff	Time of Day
8	1:09.105	+5.242	9:16:06.826
(77) Stuart JACKSON			
1			9:08:40.886
2	1:13.672	+9.458	9:09:54.558
3	1:11.862	+7.648	9:11:06.420
4	1:10.043	+5.829	9:12:16.463
5	1:07.464	+3.250	9:13:23.927
6	1:06.410	+2.196	9:14:30.337
7	1:06.317	+2.103	9:15:36.654
8	1:04.214		9:16:40.868

Lap	Lap Tm	Diff	Time of Day
(46) Davie HYND			
1			9:08:28.169
2	1:07.451	+1.440	9:09:35.620
3	1:08.286	+2.275	9:10:43.906
4	1:07.164	+1.153	9:11:51.070
5	1:06.891	+0.880	9:12:57.961
6	1:06.011		9:14:03.972
7	1:10.064	+4.053	9:15:14.036

Lap	Lap Tm	Diff	Time of Day
(90) David McNAIRN			
1			9:08:25.715
2	1:08.823	+1.076	9:09:34.538
3	1:07.747		9:10:42.285
4	1:10.410	+2.663	9:11:52.695

Lap	Lap Tm	Diff	Time of Day
(666) Clark FRASER			
1			9:08:49.812
2	1:14.282	+4.729	9:10:04.094
3	1:10.200	+0.647	9:11:14.294
4	1:09.553		9:12:23.847
5	1:13.197	+3.644	9:13:37.044
6	1:40.810	+31.257	9:15:17.854
7	1:10.716	+1.163	9:16:28.570

Lap	Lap Tm	Diff	Time of Day
(17) Alan MITCHELL			
1			9:08:43.734
2	1:19.890		9:10:03.624

Lap	Lap Tm	Diff	Time of Day
(7) Andy YOUNGER			
1			9:08:44.317

Clerk of the Course - Ian Forrest

Orbits 4

Sig. Time
Chief Timekeeper - David Sharp (SMART)

www.amb-it.com
www.mylaps.com

Times on www.mylaps.com & www.smart-timing.co.uk

Licensed to: SMART

Classics & Formula 125

Knockhill 1.280 Miles

Warmup 2

25/06/2011 08:55

Practice started at 9:24:15

Pos	No.	Name	Make/Model	CC	Class Cod	Laps	Best Tm	Diff n Lap	Best Spd	2nd Best
1	49	Paul McCLUNG	Aprilla RS	125	F125	6	1:09.042	6	66.742	1:09.618
2	77	Jason VERNON	Aprilia RS	125	F125	7	1:11.475	2.433	64.470	1:11.891
3	23	Jed HEATH	Suzuki GSXR	125	PCS	7	1:11.493	2.451	64.454	1:11.905
4	50	Tom DARRIE	Suzuki GSXR	1000	PCS	7	1:11.720	2.678	64.250	1:12.820
5	11	Sandy ROBERTSON	Yamaha TZ	350	PCJ	6	1:16.977	7.935	59.862	1:17.716
6	8	Robin LAMB	Yamaha TZ	250	PCJ	6	1:17.898	8.856	59.154	1:18.062
7	55	Ian THOMPSON	Yamaha TZ	350	PCJ	5	1:19.171	10.129	58.203	1:22.340
8	6	Lewis ROLLO	Aprilla RS	125	F125	6	1:20.514	11.472	57.232	1:21.221
9	138	David DICK	Honda NC24	400	PCJ	5	1:23.235	14.193	55.361	1:23.321
10	152	Cameron CAUSTON	Aprilla RS	125	F125	5	1:28.513	19.471	52.060	1:28.954
11	79	Ashley ROBSON	Aprilla RS	125	F125	5	1:29.157	20.115	51.684	1:34.051
12	5	Zac ROBSON	Aprilla RS	125	F125			0	-	
13	35	Martin HARRISON	Suzuki GSXR	1000	PCS			0	-	
14	75	Harry PULLAR	Aprilla RS	125	F125			0	-	
15	100	Ruairi DAVIDSON	Aprilia RS	125	F125			0	-	
16	153	John MacFARLENE	Suzuki GSXR	125	PCS			0	-	

KMSC Motorcycle racing (3)

Classics & Formula 125

Knockhill 1.280 Miles

Warmup 2

25/06/2011 08:55

Practice started at 9:24:15

Lap	Lap Tm	Diff	Time of Day
(49) Paul McCLUNG			
1			9:25:22.527
2	1:12.028	+2.986	9:26:34.555
3	1:15.429	+6.387	9:27:49.984
4	2:47.139	+1:38.097	9:30:37.123
5	1:09.618	+0.576	9:31:46.741
6	1:09.042		9:32:55.783
(77) Jason VERNON			
1			9:25:38.520
2	1:15.908	+4.433	9:26:54.428
3	1:14.717	+3.242	9:28:09.145
4	1:14.441	+2.966	9:29:23.586
5	1:11.891	+0.416	9:30:35.477
6	1:11.475		9:31:46.952
7	1:12.353	+0.878	9:32:59.305
(23) Jed HEATH			
1			9:25:46.004
2	1:18.478	+6.985	9:27:04.482
3	1:14.420	+2.927	9:28:18.902
4	1:12.905	+1.412	9:29:31.807
5	1:11.905	+0.412	9:30:43.712
6	1:11.493		9:31:55.205
7	1:20.557	+9.064	9:33:15.762
(50) Tom DARRIE			
1			9:25:40.727
2	1:13.449	+1.729	9:26:54.176
3	1:12.820	+1.100	9:28:06.996
4	1:13.000	+1.280	9:29:19.996
5	1:13.454	+1.734	9:30:33.450
6	1:11.720		9:31:45.170
7	1:14.533	+2.813	9:32:59.703
(11) Sandy ROBERTSON			
1			9:25:50.362
2	1:21.061	+4.084	9:27:11.423
3	1:19.563	+2.586	9:28:30.986
4	1:21.509	+4.532	9:29:52.495
5	1:17.716	+0.739	9:31:10.211
6	1:16.977		9:32:27.188
(8) Robin LAMB			
1			9:25:49.265
2	1:19.857	+1.959	9:27:09.122
3	1:20.011	+2.113	9:28:29.133
4	1:18.062	+0.164	9:29:47.195
5	1:21.285	+3.387	9:31:08.480
6	1:17.898		9:32:26.378
(55) Ian THOMPSON			
1			9:25:42.356
2	1:25.276	+6.105	9:27:07.632
3	1:22.340	+3.169	9:28:29.972
4	1:19.171		9:29:49.143
5	1:24.699	+5.528	9:31:13.842
(6) Lewis ROLLO			
1			9:25:40.286

Lap	Lap Tm	Diff	Time of Day
2	1:21.221	+0.707	9:27:01.507
3	1:22.281	+1.767	9:28:23.788
4	1:21.452	+0.938	9:29:45.240
5	1:24.507	+3.993	9:31:09.747
6	1:20.514		9:32:30.261
(138) David DICK			
1			9:25:41.998
2	1:23.321	+0.086	9:27:05.319
3	1:23.900	+0.665	9:28:29.219
4	1:23.235		9:29:52.454
5	1:31.706	+8.471	9:31:24.160
(152) Cameron CAUSTON			
1			9:26:09.958
2	1:40.798	+12.285	9:27:50.756
3	1:33.775	+5.262	9:29:24.531
4	1:28.513		9:30:53.044
5	1:28.954	+0.441	9:32:21.998
(79) Ashley ROBSON			
1			9:26:18.885
2	1:44.810	+15.653	9:28:03.695
3	1:36.397	+7.240	9:29:40.092
4	1:34.051	+4.894	9:31:14.143
5	1:29.157		9:32:43.300

Lap	Lap Tm	Diff	Time of Day
-----	--------	------	-------------

Clerk of the Course - Ian Forrest

Orbits 4

Sig. ime
Chief Timekeeper - David Sharp (SMART)

www.amb-it.com

Times on www.mylaps.com & www.smart-timing.co.uk

www.mylaps.com

Licensed to: SMART

Clubman & Pre Injection 600

Knockhill 1.280 Miles

Warmup 3

25/06/2011 09:05

Practice started at 9:35:13

Pos	No.	Name	Make/Model	CC	Class Cod	Laps	Best Tm	Diff n Lap	Best Spd	2nd Best	
1	77	Graham DUNCAN	Yamaha R1	1000	C	8	1:00.539	8	76.116	1:00.981	
2	88	Sean ROBINSON	Yamaha R6	600	Pl6	7	1:02.074	1.535	6	74.234	1:03.993
3	14	Richard HUGHES	Suzuki GSXR	1000	C	8	1:02.077	1.538	8	74.230	1:02.305
4	111	Roy WAUGH	BMW S100RR	1000	C	7	1:02.090	1.551	2	74.215	1:02.455
5	81	Adam BELL	Yamaha R6	600	Pl6	7	1:04.323	3.784	5	71.638	1:04.732
6	66	Derek BUTCHER	Ducati	1098	C	7	1:04.410	3.871	7	71.542	1:05.361
7	190	Patrick BELL	Suzuki GBXR	1000	C	7	1:05.223	4.684	7	70.650	1:07.839
8	27	Paul BOWERBANK	Yamaha R6	600	Pl6	7	1:05.230	4.691	5	70.642	1:06.026
9	47	Tony WILSON	Honda CBR	601	P16	7	1:05.258	4.719	2	70.612	1:06.089
10	18	Lee LONGSTAFF	Suzuki GSXR	1000	C	7	1:05.262	4.723	4	70.608	1:05.279
11	146	Richard WHITEHEAD	Suzuki GSXR	1000	C	7	1:05.501	4.962	7	70.350	1:08.035
12	107	Calum McDONALD	Ducati	1098	C	7	1:05.687	5.148	4	70.151	1:05.945
13	44	Andrew FERCRUSON	Honda CBR	600	Pl6	7	1:06.731	6.192	4	69.053	1:07.606
14	32	Alan HOWATSON	Yamaha R6	6000	C	7	1:08.652	8.113	6	67.121	1:09.042
15	63	Kenny PATERSON	Ducati	1098	C	5	1:08.754	8.215	3	67.022	1:08.894
16	10	Gavin DONALD	Suzuki SV	650	C	7	1:08.851	8.312	4	66.927	1:09.023
17	64	Steve NICOLL	Yamaha R6	600	Pl6	7	1:09.474	8.935	7	66.327	1:10.465
18	67	Des BURNS	Honda CBR	600	Pl6	7	1:09.974	9.435	5	65.853	1:10.025
19	281	Chris CLEMENTS	Yamaha R6		P16	4	1:10.116	9.577	3	65.720	1:11.124
20	55	Iain BARRY	Yamaha R6	600	S6	6	1:12.164	11.625	4	63.855	1:13.142
21	36	Charlie BUNYAN	Yamaha R6	600	C	6	1:13.574	13.035	6	62.631	1:15.831
22	12	George McCOMBIE	Yamaha R6	600	Pl6	6	1:13.742	13.203	6	62.488	1:15.876
23	101	Graham ADKINS	Ducati	1098	C	6	1:14.378	13.839	6	61.954	1:14.616
24	45	Garry SULLIVAN	Kawasaki	600	Pl6	6	1:19.242	18.703	6	58.151	1:20.248
25	21	William FARQUHARSON	Aprilla Tuono		C	6	1:19.281	18.742	4	58.122	1:20.123
26	6	Jon FROST	Yamaha FZR	400	C			0		-	
27	11	Patrick FORMAN	Honda CBR	600	C			0		-	
28	26	Allan RENNIE	Honda CBR	600	Pl6			0		-	
29	39	Stuart HAMILTON	Kawasaki ZXR	600	Pl6			0		-	
30	51	Charlie FLETT	Ducati	1098	C			0		-	
31	72	Victor CORRIERI	Ducati	1098	C	1		1		-	
32	112	Forbes COWAN	BMW S100RR		C			0		-	

KMSC Motorcycle racing (3)

Clubman & Pre Injection 600

Knockhill 1.280 Miles

Warmup 3

25/06/2011 09:05

Practice started at 9:35:13

Lap	Lap Tm	Diff	Time of Day
(77) Graham DUNCAN			
1			9:36:35.366
2	1:05.462	+4.923	9:37:40.828
3	1:02.653	+2.114	9:38:43.481
4	1:01.628	+1.089	9:39:45.109
5	1:05.031	+4.492	9:40:50.140
6	1:03.985	+3.446	9:41:54.125
7	1:00.981	+0.442	9:42:55.106
8	1:00.539		9:43:55.645

(88) Sean ROBINSON			
1			9:37:13.387
2	1:06.843	+4.769	9:38:20.230
3	1:06.389	+4.315	9:39:26.619
4	1:04.213	+2.139	9:40:30.832
5	1:05.589	+3.515	9:41:36.421
6	1:02.074		9:42:38.495
7	1:03.993	+1.919	9:43:42.488

(14) Richard HUGHES			
1			9:36:25.913
2	1:04.169	+2.092	9:37:30.082
3	1:03.186	+1.109	9:38:33.268
4	1:04.549	+2.472	9:39:37.817
5	1:08.842	+6.765	9:40:46.659
6	1:04.963	+2.886	9:41:51.622
7	1:02.305	+0.228	9:42:53.927
8	1:02.077		9:43:56.004

(111) Roy WAUGH			
1			9:36:19.449
2	1:02.090		9:37:21.539
3	1:03.247	+1.157	9:38:24.786
4	1:10.312	+8.222	9:39:35.098
5	2:08.526	+1:06.436	9:41:43.624
6	1:04.377	+2.287	9:42:48.001
7	1:02.455	+0.365	9:43:50.456

(81) Adam BELL			
1			9:36:41.838
2	1:10.151	+5.828	9:37:51.989
3	1:04.732	+0.409	9:38:56.721
4	1:04.845	+0.522	9:40:01.566
5	1:04.323		9:41:05.889
6	1:06.082	+1.759	9:42:11.971
7	1:05.588	+1.265	9:43:17.559

(66) Derek BUTCHER			
1			9:36:50.263
2	1:08.735	+4.325	9:37:58.998
3	1:06.141	+1.731	9:39:05.139
4	1:05.415	+1.005	9:40:10.554
5	1:05.361	+0.951	9:41:15.915
6	1:05.638	+1.228	9:42:21.553
7	1:04.410		9:43:25.963

(190) Patrick BELL			
1			9:36:54.804
2	1:17.819	+12.596	9:38:12.623
3	1:10.554	+5.331	9:39:23.177

4	1:08.224	+3.001	9:40:31.401
5	1:10.685	+5.462	9:41:42.086
6	1:07.839	+2.616	9:42:49.925
7	1:05.223		9:43:55.148

(27) Paul BOWERBANK			
1			9:36:37.667
2	1:10.342	+5.112	9:37:48.009
3	1:06.787	+1.557	9:38:54.796
4	1:06.104	+0.874	9:40:00.900
5	1:05.230		9:41:06.130
6	1:06.492	+1.262	9:42:12.622
7	1:06.026	+0.796	9:43:18.648

(47) Tony WILSON			
1			9:36:14.891
2	1:05.258		9:37:20.149
3	1:07.171	+1.913	9:38:27.320
4	1:06.810	+1.552	9:39:34.130
5	1:08.721	+3.463	9:40:42.851
6	1:53.176	+47.918	9:42:36.027
7	1:06.089	+0.831	9:43:42.116

(18) Lee LONGSTAFF			
1			9:37:13.563
2	1:06.055	+0.793	9:38:19.618
3	1:09.373	+4.111	9:39:28.991
4	1:05.262		9:40:34.253
5	1:07.972	+2.710	9:41:42.225
6	1:05.279	+0.017	9:42:47.504
7	1:08.163	+2.901	9:43:55.667

(146) Richard WHITEHEAD			
1			9:36:55.062
2	1:16.315	+10.814	9:38:11.377
3	1:08.419	+2.918	9:39:19.796
4	1:10.520	+5.019	9:40:30.316
5	1:09.681	+4.180	9:41:39.997
6	1:08.035	+2.534	9:42:48.032
7	1:05.501		9:43:53.533

(107) Calum McDONALD			
1			9:36:33.354
2	1:10.975	+5.288	9:37:44.329
3	1:08.853	+3.166	9:38:53.182
4	1:05.687		9:39:58.869
5	1:06.130	+0.443	9:41:04.999
6	1:05.945	+0.258	9:42:10.944
7	1:06.216	+0.529	9:43:17.160

(44) Andrew FERCRUSON			
1			9:36:47.032
2	1:12.733	+6.002	9:37:59.765
3	1:09.202	+2.471	9:39:08.967
4	1:06.731		9:40:15.698
5	1:07.606	+0.875	9:41:23.304
6	1:32.209	+25.478	9:42:55.513
7	1:13.374	+6.643	9:44:08.887

(32) Alan HOWATSON			
1			9:36:55.687

2	1:14.391	+5.739	9:38:10.078
3	1:09.489	+0.837	9:39:19.567
4	1:10.590	+1.938	9:40:30.157
5	1:09.042	+0.390	9:41:39.199
6	1:08.652		9:42:47.851
7	1:11.141	+2.489	9:43:58.992

(63) Kenny PATERSON			
1			9:36:39.545
2	1:12.621	+3.867	9:37:52.166
3	1:08.754		9:39:00.920
4	1:08.894	+0.140	9:40:09.814
5	1:12.846	+4.092	9:41:22.660

(10) Gavin DONALD			
1			9:36:44.536
2	1:11.601	+2.750	9:37:56.137
3	1:10.330	+1.479	9:39:06.467
4	1:08.851		9:40:15.318
5	1:09.433	+0.582	9:41:24.751
6	1:09.023	+0.172	9:42:33.774
7	1:10.283	+1.432	9:43:44.057

(64) Steve NICOLL			
1			9:36:35.178
2	1:14.319	+4.845	9:37:49.497
3	1:10.763	+1.289	9:39:00.260
4	1:11.790	+2.316	9:40:12.050
5	1:10.713	+1.239	9:41:22.763
6	1:10.465	+0.991	9:42:33.228
7	1:09.474		9:43:42.702

(67) Des BURNS			
1			9:36:38.881
2	1:12.760	+2.786	9:37:51.641
3	1:10.800	+0.826	9:39:02.441
4	1:10.615	+0.641	9:40:13.056
5	1:09.974		9:41:23.030
6	1:10.370	+0.396	9:42:33.400
7	1:10.025	+0.051	9:43:43.425

(281) Chris CLEMENTS			
1			9:36:31.766
2	1:11.124	+1.008	9:37:42.890
3	1:10.116		9:38:53.006
4	1:13.742	+3.626	9:40:06.748

(55) Iain BARRY			
1			9:36:48.536
2	1:16.429	+4.265	9:38:04.965
3	1:13.142	+0.978	9:39:18.107
4	1:12.164		9:40:30.271
5	1:14.239	+2.075	9:41:44.510
6	1:13.616	+1.452	9:42:58.126

(36) Charlie BUNYAN			
1			9:36:53.047
2	1:18.556	+4.982	9:38:11.603
3	1:17.498	+3.924	9:39:29.101
4	1:15.975	+2.401	9:40:45.076
5	1:15.831	+2.257	9:42:00.907

Clerk of the Course - Ian Forrest

Orbits 4

Sig.

ime

www.amb-it.com

Chief Timekeeper - David Sharp (SMART)

www.mylaps.com

Times on www.mylaps.com & www.smart-timing.co.uk

Licensed to: SMART

KMSC Motorcycle racing (3)

Clubman & Pre Injection 600

Knockhill 1.280 Miles

Warmup 3

25/06/2011 09:05

Practice started at 9:35:13

Lap	Lap Tm	Diff	Time of Day
6	1:13.574		9:43:14.481
(12) George McCOMBIE			
1			9:36:52.810
2	1:19.930	+6.188	9:38:12.740
3	1:21.775	+8.033	9:39:34.515
4	1:16.654	+2.912	9:40:51.169
5	1:15.876	+2.134	9:42:07.045
6	1:13.742		9:43:20.787
(101) Graham ADKINS			
1			9:36:58.139
2	1:22.270	+7.892	9:38:20.409
3	1:16.963	+2.585	9:39:37.372
4	1:15.301	+0.923	9:40:52.673
5	1:14.616	+0.238	9:42:07.289
6	1:14.378		9:43:21.667
(45) Garry SULLIVAN			
1			9:36:47.228
2	1:24.204	+4.962	9:38:11.432
3	1:25.969	+6.727	9:39:37.401
4	1:22.076	+2.834	9:40:59.477
5	1:20.248	+1.006	9:42:19.725
6	1:19.242		9:43:38.967
(21) William FARQUHARSON			
1			9:36:56.299
2	1:25.559	+6.278	9:38:21.858
3	1:21.676	+2.395	9:39:43.534
4	1:19.281		9:41:02.815
5	1:20.316	+1.035	9:42:23.131
6	1:20.123	+0.842	9:43:43.254
(72) Victor CORRIERI			
1			9:36:53.868

Lap Lap Tm Diff Time of Day

Lap Lap Tm Diff Time of Day

Clerk of the Course - Ian Forrest

Orbits 4

Sig. ime

www.amb-it.com

Chief Timekeeper - David Sharp (SMART)

www.mylaps.com

Times on www.mylaps.com & www.smart-timing.co.uk

Licensed to: SMART

Knockhill Superbikes

Knockhill 1.280 Miles

Warmup 4

25/06/2011 09:15

Practice started at 9:47:51

Pos	No.	Name	Make/Model	CC	Class Cod	Laps	Best Tm	Diff n Lap	Best Spd	2nd Best
1	3	Adrian CLARK	Honda CBR RR	1000	SB	8	57.811		79.708	58.274
2	79	Bruce BIRNIE	BMW S100RR	1000	SB	9	58.134	0.323	79.265	58.318
3	6	Jon FROST	Yamaha FZR	400	SB	8	59.825	2.014	77.025	59.948
4	78	Mike KEITH	Suzuki GSXR	1000	SB	8	59.922	2.111	76.900	1:00.042
5	48	Andy BELBY	Honda Fireblade	1000	SB	5	1:01.744	3.933	74.631	1:02.056
6	179	Andrew TASKER	Kawasaki ZX10R	1000	SB	7	1:02.603	4.792	73.607	1:04.146
7	14	Stuart ANDERSON	Yamaha R1	1000	SB	6	1:03.738	5.927	72.296	1:05.549
8	25	Dennis HOBBS	BMW S100RR	1000	SB				-	
9	55	Donald MacFADYEN	BMW S100RR	1000	SB				-	

KMSC Motorcycle racing (3)

Knockhill Superbikes

Knockhill 1.280 Miles

Warmup 4

25/06/2011 09:15

Practice started at 9:47:51

Lap	Lap Tm	Diff	Time of Day
(3) Adrian CLARK			
1			9:48:56.890
2	1:02.780	+4.969	9:49:59.670
3	1:01.415	+3.604	9:51:01.085
4	1:00.473	+2.662	9:52:01.558
5	59.045	+1.234	9:53:00.603
6	58.409	+0.598	9:53:59.012
7	58.274	+0.463	9:54:57.286
8	57.811		9:55:55.097

Lap	Lap Tm	Diff	Time of Day
(79) Bruce BIRNIE			
1			9:48:54.609
2	1:00.752	+2.618	9:49:55.361
3	59.044	+0.910	9:50:54.405
4	59.357	+1.223	9:51:53.762
5	58.567	+0.433	9:52:52.329
6	58.318	+0.184	9:53:50.647
7	58.134		9:54:48.781
8	58.906	+0.772	9:55:47.687
9	1:04.742	+6.608	9:56:52.429

Lap	Lap Tm	Diff	Time of Day
(6) Jon FROST			
1			9:49:05.616
2	1:07.340	+7.515	9:50:12.956
3	1:03.650	+3.825	9:51:16.606
4	1:01.506	+1.681	9:52:18.112
5	1:01.217	+1.392	9:53:19.329
6	1:00.482	+0.657	9:54:19.811
7	59.948	+0.123	9:55:19.759
8	59.825		9:56:19.584

Lap	Lap Tm	Diff	Time of Day
(78) Mike KEITH			
1			9:48:57.812
2	1:02.834	+2.912	9:50:00.646
3	1:02.011	+2.089	9:51:02.657
4	1:00.481	+0.559	9:52:03.138
5	59.922		9:53:03.060
6	1:01.074	+1.152	9:54:04.134
7	1:00.118	+0.196	9:55:04.252
8	1:00.042	+0.120	9:56:04.294

Lap	Lap Tm	Diff	Time of Day
(48) Andy BELBY			
1			9:49:05.996
2	1:05.150	+3.406	9:50:11.146
3	1:02.056	+0.312	9:51:13.202
4	1:01.744		9:52:14.946
5	1:05.158	+3.414	9:53:20.104

Lap	Lap Tm	Diff	Time of Day
(179) Andrew TASKER			
1			9:49:12.179
2	1:05.885	+3.282	9:50:18.064
3	1:04.970	+2.367	9:51:23.034
4	1:04.146	+1.543	9:52:27.180
5	1:08.673	+6.070	9:53:35.853
6	1:54.897	+52.294	9:55:30.750
7	1:02.603		9:56:33.353

Lap	Lap Tm	Diff	Time of Day
(14) Stuart ANDERSON			
1			9:49:13.366
2	1:09.399	+5.661	9:50:22.765

Lap	Lap Tm	Diff	Time of Day
3	1:07.386	+3.648	9:51:30.151
4	1:05.549	+1.811	9:52:35.700
5	1:03.738		9:53:39.438
6	1:12.113	+8.375	9:54:51.551

Lap	Lap Tm	Diff	Time of Day
-----	--------	------	-------------

Clerk of the Course - Ian Forrest

Orbits 4

Sig. ime
Chief Timekeeper - David Sharp (SMART)

www.amb-it.com

www.mylaps.com

Times on www.mylaps.com & www.smart-timing.co.uk

Licensed to: SMART

Sidecars

Knockhill 1.280 Miles

Warmup 5

25/06/2011 09:25

Practice started at 9:59:31

Pos	No.	Name	Make/Model	Class	C	Laps	Best Tm	Diff n Lap	Best Spd	2nd Best
1	21	J NEIL / G WHITEHILL	TWR R1	SC		9	1:09.785	6	66.031	1:11.645
2	8	K ANDREWS Snr / P JONES	Winstanley F2	SC		10	1:20.705	10.920	57.097	1:21.926
3	32	K ANDREWS Jnr / P MELVILLE	RCN F1	SC		11	1:20.886	11.101	56.969	1:21.013

KMSC Motorcycle racing (3)

Sidecars

Knockhill 1.280 Miles

Warmup 5

25/06/2011 09:25

Practice started at 9:59:31

Lap	Lap Tm	Diff	Time of Day
(21) J NEIL / G WHITEHILL			
1			10:00:44.302
2	1:13.064	+3.279	10:01:57.366
3	1:12.289	+2.504	10:03:09.655
4	1:11.796	+2.011	10:04:21.451
5	1:11.887	+2.102	10:05:33.338
6	1:09.785		10:06:43.123
7	1:20.795	+11.010	10:08:03.918
8	1:11.645	+1.860	10:09:15.563
9	1:16.653	+6.868	10:10:32.216

Lap	Lap Tm	Diff	Time of Day
(8) K ANDREWS Snr / P JONES			
1			10:01:02.787
2	1:22.970	+2.265	10:02:25.757
3	1:21.926	+1.221	10:03:47.683
4	1:22.538	+1.833	10:05:10.221
5	1:22.987	+2.282	10:06:33.208
6	1:23.316	+2.611	10:07:56.524
7	1:31.178	+10.473	10:09:27.702
8	2:02.793	+42.088	10:11:30.495
9	1:20.705		10:12:51.200
10	1:23.024	+2.319	10:14:14.224

Lap	Lap Tm	Diff	Time of Day
(32) K ANDREWS Jnr / P MELVILLE			
1			10:00:55.997
2	1:26.053	+5.167	10:02:22.050
3	1:25.712	+4.826	10:03:47.762
4	1:24.177	+3.291	10:05:11.939
5	1:22.790	+1.904	10:06:34.729
6	1:24.863	+3.977	10:07:59.592
7	1:21.450	+0.564	10:09:21.042
8	1:20.886		10:10:41.928
9	1:21.013	+0.127	10:12:02.941
10	1:37.815	+16.929	10:13:40.756
11	1:30.756	+9.870	10:15:11.512

Lap Lap Tm Diff Time of Day

Lap Lap Tm Diff Time of Day

Clerk of the Course - Ian Forrest

Orbits 4

Sig. Time

www.amb-it.com

Chief Timekeeper - David Sharp (SMART)

www.mylaps.com

Times on www.mylaps.com & www.smart-timing.co.uk

Licensed to: SMART

Formula 400, Minitwins & GP125

Knockhill 1.280 Miles

Warmup 6

25/06/2011 09:35

Practice started at 10:16:24

Pos	No.	Name	Make/Model	CC	Class Cod	Laps	Best Tm	Diff n Lap	Best Spd	2nd Best
1	92	Owen FOZZARD	Kawasaki ZXR	400	F4	8	1:01.174		75.326	1:01.754
2	69	Jordan FLEMING	Suzuki SV	650	MT	8	1:01.772	0.598	74.597	1:02.470
3	48	David McCAFFERTY	Motor Bike		F4	8	1:02.906	1.732	73.252	1:04.080
4	93	Gordon MaAVOY	Suzuki SV650	650	MT	8	1:03.700	2.526	72.339	1:03.748
5	55	Tom ROBINSON	Yamaha FZR	400	F4	8	1:03.736	2.562	72.298	1:03.875
6	10	Gavin DONALD	Suzuki SV650	650	MT	7	1:03.962	2.788	72.043	1:04.906
7	81	Ryan WATSON	Motor Bike		GP	7	1:05.208	4.034	70.666	1:06.327
8	60	Douglas BROWN	Kawasaki ZXR	400	F4	7	1:05.485	4.311	70.367	1:06.129
9	71	David SCOTT	Kawasaki ZXR	400	F4	7	1:05.592	4.418	70.252	1:06.558
10	32	Alan HOWITSON	Yamaha FZR	400	F4	8	1:05.991	4.817	69.828	1:06.195
11	97	Sammi TASKER	Honda RS	125	GP	5	1:06.790	5.616	68.992	1:06.847
12	121	Callum PATERSON	Suzuki SV650	650	MT	7	1:07.479	6.305	68.288	1:07.749
13	12	Brent NICHOL	Suzuki SV650	650	MT	5	1:10.187	9.013	65.653	1:11.809
14	29	Duncan LANGTON	Yamaha ZXR		F4	7	1:10.439	9.265	65.418	1:11.822
15	27	John EASTON	Kawasaki ER650	600	MT	5	1:11.117	9.943	64.795	1:12.060
16	23	James ROBERTSON	Yamaha FRZ	400	F4	7	1:11.463	10.289	64.481	1:11.524
17	13	Andrew BARTON	Yamaha FZR	400	F4	6	1:11.618	10.444	64.341	1:13.758
18	2	Max ALEXANDER	Honda RS	125	GP	7	1:11.672	10.498	64.293	1:11.916
19	11	Kevin NICHOL	Suzuki SV650	650	MT	7	1:12.359	11.185	63.682	1:12.718
20	151	Dave WORKMAN	Kawasaki ZXR	400	F4	5	1:13.746	12.572	62.485	1:14.203
21	21	Grant REID	Kawasaki ZXR	400	F4			0	-	
22	35	Martin HARRISON	Kawasaki ER650	650	MT			0	-	
23	39	Stuart HAMILTON	Kawasaki ZXR	400	F4			0	-	
24	63	Fraser CAMERON	Kawaski ZXR	400	F4			0	-	
25	66	Jon FROST	Yamaha FZR	400	F4			0	-	
26	90	David McNAIRN	Kawasaki ZXR	650	F4			0	-	
27	118	Rod WALKER	Kawasaki ZXR	400	F4			0	-	

KMSC Motorcycle racing (3)

Formula 400, Minitwins & GP125

Knockhill 1.280 Miles

Warmup 6

25/06/2011 09:35

Practice started at 10:16:24

Lap	Lap Tm	Diff	Time of Day
(92) Owen FOZZARD			
1			10:17:35.796
2	1:05.220	+4.046	10:18:41.016
3	1:05.777	+4.603	10:19:46.793
4	1:03.131	+1.957	10:20:49.924
5	1:01.754	+0.580	10:21:51.678
6	1:02.874	+1.700	10:22:54.552
7	1:02.599	+1.425	10:23:57.151
8	1:01.174		10:24:58.325
(69) Jordan FLEMING			
1			10:17:29.756
2	1:03.567	+1.795	10:18:33.323
3	1:04.284	+2.512	10:19:37.607
4	1:03.324	+1.552	10:20:40.931
5	1:03.298	+1.526	10:21:44.229
6	1:03.549	+1.777	10:22:47.778
7	1:01.772		10:23:49.550
8	1:02.470	+0.698	10:24:52.020
(48) David McCAFFERTY			
1			10:17:54.123
2	1:11.259	+8.353	10:19:05.382
3	1:08.351	+5.445	10:20:13.733
4	1:05.884	+2.978	10:21:19.617
5	1:04.627	+1.721	10:22:24.244
6	1:02.906		10:23:27.150
7	1:04.080	+1.174	10:24:31.230
8	1:07.388	+4.482	10:25:38.618
(93) Gordon MaAVOY			
1			10:17:50.874
2	1:06.102	+2.402	10:18:56.976
3	1:03.748	+0.048	10:20:00.724
4	1:05.630	+1.930	10:21:06.354
5	1:03.700		10:22:10.054
6	1:04.749	+1.049	10:23:14.803
7	1:04.145	+0.445	10:24:18.948
8	1:03.851	+0.151	10:25:22.799
(55) Tom ROBINSON			
1			10:17:52.804
2	1:06.817	+3.081	10:18:59.621
3	1:06.967	+3.231	10:20:06.588
4	1:04.695	+0.959	10:21:11.283
5	1:04.045	+0.309	10:22:15.328
6	1:03.736		10:23:19.064
7	1:07.081	+3.345	10:24:26.145
8	1:03.875	+0.139	10:25:30.020
(10) Gavin DONALD			
1			10:17:53.956
2	1:07.126	+3.164	10:19:01.082
3	1:07.870	+3.908	10:20:08.952
4	1:04.906	+0.944	10:21:13.858
5	1:03.962		10:22:17.820
6	1:05.812	+1.850	10:23:23.632
7	1:12.240	+8.278	10:24:35.872
(81) Ryan WATSON			

Lap	Lap Tm	Diff	Time of Day
1			10:18:04.027
2	1:10.798	+5.590	10:19:14.825
3	1:09.088	+3.880	10:20:23.913
4	1:06.955	+1.747	10:21:30.868
5	1:07.319	+2.111	10:22:38.187
6	1:06.327	+1.119	10:23:44.514
7	1:05.208		10:24:49.722
(60) Douglas BROWN			
1			10:17:47.415
2	1:11.632	+6.147	10:18:59.047
3	1:12.322	+6.837	10:20:11.369
4	1:07.979	+2.494	10:21:19.348
5	1:08.635	+3.150	10:22:27.983
6	1:06.129	+0.644	10:23:34.112
7	1:05.485		10:24:39.597
(71) David SCOTT			
1			10:17:46.383
2	1:11.943	+6.351	10:18:58.326
3	1:18.044	+12.452	10:20:16.370
4	1:08.900	+3.308	10:21:25.270
5	1:06.948	+1.356	10:22:32.218
6	1:06.558	+0.966	10:23:38.776
7	1:05.592		10:24:44.368
(32) Alan HOWITSON			
1			10:17:47.770
2	1:09.966	+3.975	10:18:57.736
3	1:06.341	+0.350	10:20:04.077
4	1:06.611	+0.620	10:21:10.688
5	1:06.195	+0.204	10:22:16.883
6	1:06.279	+0.288	10:23:23.162
7	1:05.991		10:24:29.153
8	1:08.848	+2.857	10:25:38.001
(97) Sammi TASKER			
1			10:19:53.100
2	1:07.830	+1.040	10:21:00.930
3	1:06.790		10:22:07.720
4	1:06.847	+0.057	10:23:14.567
5	1:12.572	+5.782	10:24:27.139
(121) Callum PATERSON			
1			10:17:56.298
2	1:12.147	+4.668	10:19:08.445
3	1:10.874	+3.395	10:20:19.319
4	1:09.521	+2.042	10:21:28.840
5	1:09.932	+2.453	10:22:38.772
6	1:07.749	+0.270	10:23:46.521
7	1:07.479		10:24:54.000
(12) Brent NICHOL			
1			10:18:05.819
2	1:12.496	+2.309	10:19:18.315
3	1:10.187		10:20:28.502
4	1:11.809	+1.622	10:21:40.311
5	1:36.310	+26.123	10:23:16.621
(29) Duncan LANGTON			
1			10:18:01.671

Lap	Lap Tm	Diff	Time of Day
2	1:14.275	+3.836	10:19:15.946
3	1:12.478	+2.039	10:20:28.424
4	1:11.884	+1.445	10:21:40.308
5	1:12.202	+1.763	10:22:52.510
6	1:11.822	+1.383	10:24:04.332
7	1:10.439		10:25:14.771
(27) John EASTON			
1			10:18:00.433
2	1:13.102	+1.985	10:19:13.535
3	1:12.060	+0.943	10:20:25.595
4	1:11.117		10:21:36.712
5	1:13.814	+2.697	10:22:50.526
(23) James ROBERTSON			
1			10:18:20.884
2	1:19.449	+7.986	10:19:40.333
3	1:15.116	+3.653	10:20:55.449
4	1:12.839	+1.376	10:22:08.288
5	1:11.524	+0.061	10:23:19.812
6	1:11.463		10:24:31.275
7	1:24.618	+13.155	10:25:55.893
(13) Andrew BARTON			
1			10:17:58.732
2	1:13.758	+2.140	10:19:12.490
3	1:11.618		10:20:24.108
4	1:20.567	+8.949	10:21:44.675
5	1:24.436	+12.818	10:23:09.111
6	1:22.320	+10.702	10:24:31.431
(2) Max ALEXANDER			
1			10:18:13.749
2	1:22.432	+10.760	10:19:36.181
3	1:16.338	+4.666	10:20:52.519
4	1:11.672		10:22:04.191
5	1:12.052	+0.380	10:23:16.243
6	1:11.916	+0.244	10:24:28.159
7	1:12.128	+0.456	10:25:40.287
(11) Kevin NICHOL			
1			10:18:09.053
2	1:14.426	+2.067	10:19:23.479
3	1:12.718	+0.359	10:20:36.197
4	1:12.359		10:21:48.556
5	1:25.680	+13.321	10:23:14.236
6	1:13.071	+0.712	10:24:27.307
7	1:14.218	+1.859	10:25:41.525
(151) Dave WORKMAN			
1			10:18:15.447
2	1:14.203	+0.457	10:19:29.650
3	1:16.478	+2.732	10:20:46.128
4	2:20.526	+1:06.780	10:23:06.654
5	1:13.746		10:24:20.400

Clerk of the Course - Ian Forrest

Orbits 4

Sig. ime
 Chief Timekeeper - David Sharp (SMART)
 Times on www.mylaps.com & www.smart-timing.co.uk

www.amb-it.com
 www.mylaps.com
 Licensed to: SMART

Superstock 600

Knockhill 1.280 Miles

Qualifying 1

25/06/2011 09:45

Qualify started at 10:27:37

Pos	No.	Name	Make/Model	CC	Class Cod	Laps	Best Tm	Diff n Lap	Best Spd	2nd Best
1	49	Mike McLEAN	Yamaha R6	600	S6	10	56.868	9	81.030	57.170
2	39	Roy HOUSTON	Kawasaki ZX-6	600	S6	9	57.130	0.262 8	80.658	57.385
3	20	Sean GILFILLAN	Suzuki GSXR	600	S6	10	57.153	0.285 10	80.626	57.632
4	66	Jon FROST	Yamaha R6	600	S6	9	57.647	0.779 8	79.935	59.032
5	9	Angus MEARNES	Yamaha R6		s6	9	58.126	1.258 8	79.276	58.272
6	30	Mark FEARN	Kawasaki ZX6R	600	S6	9	58.423	1.555 8	78.873	58.467
7	88	Graham PIRIE	Yamaha R6	600	S6	10	58.719	1.851 6	78.475	58.983
8	36	Mark CUMMING	Yamaha R6	600	S6	9	59.162	2.294 9	77.888	59.199
9	55	Iain BARRY	Yamaha R6	600	S6	9	59.204	2.336 9	77.833	1:00.172
10	27	Ewan MacKINTOSH	Suzuki GSXR	600	S6	8	59.607	2.739 7	77.306	1:00.156
11	14	Mark NEULANDS	Yamaha R6		S6	7	59.717	2.849 7	77.164	1:00.462
12	21	Robbie HARLEY TODD	Yamaha R6	600	S6	8	1:01.601	4.733 8	74.804	1:01.754
13	77	Stuart JACKSON	Yamaha R6	600	S6	7	1:01.611	4.743 7	74.792	1:01.893
14	31	Mark IRONSIDE	Suzuki GSXR	600	S6	9	1:01.828	4.960 9	74.529	1:02.588
15	7	Andy YOUNGER	Yamaha R6	600	S6	7	1:02.015	5.147 6	74.305	1:03.680
16	71	Chris COOK	Kawasaki ZX6R	600	S6	4	1:02.243	5.375 2	74.032	1:02.766
17	666	Clark FRASER	Yamaha R6		S6	9	1:02.330	5.462 4	73.929	1:02.611
18	13	Alan PIRIE	Kawasaki ZX6R		S6	9	1:02.434	5.566 9	73.806	1:02.535
19	90	David McNAIRN	Suzuki GSXR	600	S6	6	1:02.518	5.650 3	73.707	1:04.701
20	46	Davie HYND	Suzuki GSXR	600	S6	7	1:02.855	5.987 4	73.312	1:03.741
21	28	Mark WHITTAKER	Yamaha R6		S6	9	1:03.635	6.767 9	72.413	1:04.136

Not classified ()

DNS	17	Alan MITCHELL	Kawasaki ZX6R		S6			0	-	
-----	----	---------------	---------------	--	----	--	--	---	---	--

KMSC Motorcycle racing (3)

Superstock 600

Knockhill 1.280 Miles

Qualifying 1

25/06/2011 09:45

Qualify started at 10:27:37

Lap	Lap Tm	Diff	Time of Day
(49) Mike McLEAN			
1			10:28:24.906
2	58.373	+1.505	10:29:23.279
3	59.808	+2.940	10:30:23.087
4	57.988	+1.120	10:31:21.075
5	58.100	+1.232	10:32:19.175
6	1:00.545	+3.677	10:33:19.720
7	1:22.179	+25.311	10:34:41.899
8	57.420	+0.552	10:35:39.319
9	56.868		10:36:36.187
10	57.170	+0.302	10:37:33.357

(39) Roy HOUSTON			
1			10:28:27.868
2	59.496	+2.366	10:29:27.364
3	59.850	+2.720	10:30:27.214
4	57.814	+0.684	10:31:25.028
5	58.083	+0.953	10:32:23.111
6	57.540	+0.410	10:33:20.651
7	57.385	+0.255	10:34:18.036
8	57.130		10:35:15.166
9	1:07.078	+9.948	10:36:22.244

(20) Sean GILFILLAN			
1			10:28:36.575
2	1:02.092	+4.939	10:29:38.667
3	1:00.015	+2.862	10:30:38.682
4	1:01.403	+4.250	10:31:40.085
5	58.732	+1.579	10:32:38.817
6	58.846	+1.693	10:33:37.663
7	58.435	+1.282	10:34:36.098
8	59.183	+2.030	10:35:35.281
9	57.632	+0.479	10:36:32.913
10	57.153		10:37:30.066

(66) Jon FROST			
1			10:28:51.196
2	1:03.342	+5.695	10:29:54.538
3	1:00.299	+2.652	10:30:54.837
4	1:00.750	+3.103	10:31:55.587
5	59.698	+2.051	10:32:55.285
6	1:00.428	+2.781	10:33:55.713
7	59.032	+1.385	10:34:54.745
8	57.647		10:35:52.392
9	59.809	+2.162	10:36:52.201

(9) Angus MEARNS			
1			10:28:35.547
2	1:02.479	+4.353	10:29:38.026
3	59.918	+1.792	10:30:37.944
4	1:00.350	+2.224	10:31:38.294
5	59.051	+0.925	10:32:37.345
6	58.272	+0.146	10:33:35.617
7	58.323	+0.197	10:34:33.940
8	58.126		10:35:32.066
9	1:14.030	+15.904	10:36:46.096

(30) Mark FEARN			
1			10:28:53.290
2	1:01.780	+3.357	10:29:55.070

Lap	Lap Tm	Diff	Time of Day
3	1:00.406	+1.983	10:30:55.476
4	1:00.592	+2.169	10:31:56.068
5	59.965	+1.542	10:32:56.033
6	58.952	+0.529	10:33:54.985
7	58.629	+0.206	10:34:53.614
8	58.423		10:35:52.037
9	58.467	+0.044	10:36:50.504

(88) Graham PIRIE			
1			10:28:36.170
2	1:02.119	+3.400	10:29:38.289
3	1:00.016	+1.297	10:30:38.305
4	1:00.806	+2.087	10:31:39.111
5	58.983	+0.264	10:32:38.094
6	58.719		10:33:36.813
7	59.018	+0.299	10:34:35.831
8	59.311	+0.592	10:35:35.142
9	59.231	+0.512	10:36:34.373
10	1:11.526	+12.807	10:37:45.899

(36) Mark CUMMING			
1			10:28:52.721
2	1:02.485	+3.323	10:29:55.206
3	1:00.952	+1.790	10:30:56.158
4	1:01.259	+2.097	10:31:57.417
5	1:01.003	+1.841	10:32:58.420
6	59.653	+0.491	10:33:58.073
7	59.199	+0.037	10:34:57.272
8	59.465	+0.303	10:35:56.737
9	59.162		10:36:55.899

(55) Iain BARRY			
1			10:28:44.689
2	1:07.514	+8.310	10:29:52.203
3	1:05.052	+5.848	10:30:57.255
4	1:03.410	+4.206	10:32:00.665
5	1:03.467	+4.263	10:33:04.132
6	1:01.904	+2.700	10:34:06.036
7	1:00.880	+1.676	10:35:06.916
8	1:00.172	+0.968	10:36:07.088
9	59.204		10:37:06.292

(27) Ewan MacKINTOSH			
1			10:29:53.626
2	1:03.713	+4.106	10:30:57.339
3	1:02.334	+2.727	10:31:59.673
4	1:00.156	+0.549	10:32:59.829
5	1:01.252	+1.645	10:34:01.081
6	1:02.218	+2.611	10:35:03.299
7	59.607		10:36:02.906
8	1:06.946	+7.339	10:37:09.852

(14) Mark NEWLANDS			
1			10:31:08.733
2	1:01.636	+1.919	10:32:10.369
3	1:00.462	+0.745	10:33:10.831
4	1:00.820	+1.103	10:34:11.651
5	1:02.022	+2.305	10:35:13.673
6	1:00.693	+0.976	10:36:14.366
7	59.717		10:37:14.083

(21) Robbie HARLEY TODD			
1			10:28:40.003
2	1:03.511	+1.910	10:29:43.514
3	1:02.274	+0.673	10:30:45.788
4	1:01.754	+0.153	10:31:47.542
5	1:02.079	+0.478	10:32:49.621
6	1:06.802	+5.201	10:33:56.423
7	1:52.730	+51.129	10:35:49.153
8	1:01.601		10:36:50.754

(77) Stuart JACKSON			
1			10:30:32.448
2	1:07.577	+5.966	10:31:40.025
3	1:03.849	+2.238	10:32:43.874
4	1:03.058	+1.447	10:33:46.932
5	1:02.579	+0.968	10:34:49.511
6	1:01.893	+0.282	10:35:51.404
7	1:01.611		10:36:53.015

(31) Mark IRONSIDE			
1			10:28:39.451
2	1:07.170	+5.342	10:29:46.621
3	1:04.649	+2.821	10:30:51.270
4	1:03.641	+1.813	10:31:54.911
5	1:04.179	+2.351	10:32:59.090
6	1:02.588	+0.760	10:34:01.678
7	1:03.646	+1.818	10:35:05.324
8	1:02.782	+0.954	10:36:08.106
9	1:01.828		10:37:09.934

(7) Andy YOUNGER			
1			10:31:20.624
2	1:06.509	+4.494	10:32:27.133
3	1:04.243	+2.228	10:33:31.376
4	1:03.680	+1.665	10:34:35.056
5	1:03.913	+1.898	10:35:38.969
6	1:02.015		10:36:40.984
7	1:18.651	+16.636	10:37:59.635

(71) Chris COOK			
1			10:28:27.529
2	1:02.243		10:29:29.772
3	1:02.766	+0.523	10:30:32.538
4	1:08.062	+5.819	10:31:40.600

(666) Clark FRASER			
1			10:28:50.232
2	1:06.986	+4.656	10:29:57.218
3	1:03.699	+1.369	10:31:00.917
4	1:02.330		10:32:03.247
5	1:04.016	+1.686	10:33:07.263
6	1:02.611	+0.281	10:34:09.874
7	1:04.941	+2.611	10:35:14.815
8	1:02.613	+0.283	10:36:17.428
9	1:03.733	+1.403	10:37:21.161

(13) Alan PIRIE			
1			10:28:42.030
2	1:05.630	+3.196	10:29:47.660
3	1:04.432	+1.998	10:30:52.092
4	1:03.121	+0.687	10:31:55.213

Clerk of the Course - Ian Forrest

Orbits 4

Sig. Time
 Chief Timekeeper - David Sharp (SMART)
 Times on www.mylaps.com & www.smart-timing.co.uk

www.amb-it.com
www.mylaps.com
 Licensed to: SMART

KMSC Motorcycle racing (3)


Superstock 600

Knockhill 1.280 Miles

Qualifying 1

25/06/2011 09:45

Qualify started at 10:27:37



Lap	Lap Tm	Diff	Time of Day
5	1:03.143	+0.709	10:32:58.356
6	1:02.618	+0.184	10:34:00.974
7	1:03.963	+1.529	10:35:04.937
8	1:02.535	+0.101	10:36:07.472
9	1:02.434		10:37:09.906

(90) David McNAIRN

Lap	Lap Tm	Diff	Time of Day
1			10:28:40.037
2	1:04.701	+2.183	10:29:44.738
3	1:02.518		10:30:47.256
4	1:06.572	+4.054	10:31:53.828
5	2:04.177	+1:01.659	10:33:58.005
6	1:15.474	+12.956	10:35:13.479

(46) Davie HYND

Lap	Lap Tm	Diff	Time of Day
1			10:30:26.570
2	1:04.313	+1.458	10:31:30.883
3	1:04.056	+1.201	10:32:34.939
4	1:02.855		10:33:37.794
5	1:04.000	+1.145	10:34:41.794
6	1:03.741	+0.886	10:35:45.535
7	1:03.914	+1.059	10:36:49.449

(28) Mark WHITTAKER

Lap	Lap Tm	Diff	Time of Day
1			10:28:43.676
2	1:05.780	+2.145	10:29:49.456
3	1:04.361	+0.726	10:30:53.817
4	1:05.572	+1.937	10:31:59.389
5	1:05.504	+1.869	10:33:04.893
6	1:04.136	+0.501	10:34:09.029
7	1:04.939	+1.304	10:35:13.968
8	1:05.594	+1.959	10:36:19.562
9	1:03.635		10:37:23.197

Lap Lap Tm Diff Time of Day

Lap Lap Tm Diff Time of Day

Clerk of the Course - Ian Forrest

Orbits 4

Sig. Time

www.amb-it.com

Chief Timekeeper - David Sharp (SMART)

www.mylaps.com

Times on www.mylaps.com & www.smart-timing.co.uk

Licensed to: SMART

KMSC Motorcycle racing (3)

Superstock 600

Knockhill 1.280 Miles

Race 1 - First Race

25/06/2011 11:40

Race (8 Laps)

POLE POSITION

1	1 49 Mike McLEAN 56.868	2 39 Roy HOUSTON 57.130	3 20 Sean GILFILLAN 57.153	4 66 Jon FROST 57.647
2	5 9 Angus MEARNNS 58.126	6 30 Mark FEARN 58.423	7 88 Graham PIRIE 58.719	
3	8 36 Mark CUMMING 59.162	9 55 Iain BARRY 59.204	10 27 E. MacKINTOSH 59.607	11 14 M. NEWLANDS 59.717
4	12 21 R. HARLEY TODD 1:01.601	13 77 Stuart JACKSON 1:01.611	14 31 Mark IRONSIDE 1:01.828	
5	15 7 Andy YOUNGER 1:02.015	16 71 Chris COOK 1:02.243	17 666 Clark FRASER 1:02.330	18 13 Alan PIRIE 1:02.434
6	19 90 David McNAIRN 1:02.518	20 46 Davie HYND 1:02.855	21 28 M. WHITTAKER 1:03.635	
7	22 17 Alan MITCHELL			

Classics & Formula 125

Knockhill 1.280 Miles

Qualifying 2

25/06/2011 10:05

Qualify started at 10:39:26

Pos	No.	Name	Make/Model	CC	Class Cod	Laps	Best Tm	Diff n Lap	Best Spd	2nd Best
1	49	Paul McCLUNG	Aprilla RS	125	F125	9	1:05.970	9	69.850	1:06.162
2	23	Jed HEATH	Suzuki GSXR	125	PCS	6	1:07.000	1.030	68.776	1:07.331
3	153	John MacFARLENE	Suzuki GSXR	125	PCS	8	1:07.884	1.914	67.881	1:08.484
4	35	Martin HARRISON	Suzuki GSXR	1000	PCS	7	1:08.113	2.143	67.652	1:10.273
5	11	Sandy ROBERTSON	Yamaha TZ	350	PCJ	8	1:08.830	2.860	66.948	1:09.377
6	100	Ruairi DAVIDSON	Aprilia RS	125	F125	8	1:08.886	2.916	66.893	1:09.821
7	50	Tom DARRIE	Suzuki GSXR	1000	PCS	8	1:09.170	3.200	66.618	1:10.610
8	75	Harry PULLAR	Aprilla RS	125	F125	5	1:11.116	5.146	64.796	1:11.981
9	6	Lewis ROLLO	Aprilia RS	125	F125	8	1:12.058	6.088	63.948	1:12.671
10	77	Jason VERNON	Aprilia RS	125	F125	3	1:12.575	6.605	63.493	1:18.019
11	8	Robin LAMB	Yamaha TZ	250	PCJ	8	1:13.482	7.512	62.709	1:14.441
12	138	David DICK	Honda NC24	400	PCJ	5	1:18.384	12.414	58.788	1:19.299
13	79	Ashley ROBSON	Aprilla RS	125	F125	7	1:24.597	18.627	54.470	1:25.666
14	5	Zac ROBSON	Aprilla RS	125	F125	7	1:26.935	20.965	53.005	1:27.327
15	55	Ian THOMPSON	Yamaha TZ	350	PCJ	2	1:27.760	21.790	52.507	

KMSC Motorcycle racing (3)

Classics & Formula 125

Knockhill 1.280 Miles

Qualifying 2

25/06/2011 10:05

Qualify started at 10:39:26

Lap	Lap Tm	Diff	Time of Day
(49) Paul McCLUNG			
1			10:40:33.357
2	1:08.311	+2.341	10:41:41.668
3	1:08.182	+2.212	10:42:49.850
4	1:07.285	+1.315	10:43:57.135
5	1:06.638	+0.668	10:45:03.773
6	1:06.162	+0.192	10:46:09.935
7	1:06.218	+0.248	10:47:16.153
8	1:06.254	+0.284	10:48:22.407
9	1:05.970		10:49:28.377

Lap	Lap Tm	Diff	Time of Day
(23) Jed HEATH			
1			10:40:34.420
2	1:11.792	+4.792	10:41:46.212
3	1:07.758	+0.758	10:42:53.970
4	1:07.331	+0.331	10:44:01.301
5	1:07.000		10:45:08.301
6	1:17.888	+10.888	10:46:26.189

Lap	Lap Tm	Diff	Time of Day
(153) John MacFARLENE			
1			10:40:53.818
2	1:16.535	+8.651	10:42:10.353
3	1:17.172	+9.288	10:43:27.525
4	1:10.338	+2.454	10:44:37.863
5	1:11.277	+3.393	10:45:49.140
6	1:08.484	+0.600	10:46:57.624
7	1:07.884		10:48:05.508
8	1:09.637	+1.753	10:49:15.145

Lap	Lap Tm	Diff	Time of Day
(35) Martin HARRISON			
1			10:41:56.454
2	1:13.662	+5.549	10:43:10.116
3	1:11.594	+3.481	10:44:21.710
4	1:10.273	+2.160	10:45:31.983
5	1:10.685	+2.572	10:46:42.668
6	1:12.112	+3.999	10:47:54.780
7	1:08.113		10:49:02.893

Lap	Lap Tm	Diff	Time of Day
(11) Sandy ROBERTSON			
1			10:40:34.420
2	1:16.091	+7.261	10:41:50.511
3	1:16.260	+7.430	10:43:06.771
4	1:15.097	+6.267	10:44:21.868
5	1:13.525	+4.695	10:45:35.393
6	1:08.830		10:46:44.223
7	1:15.769	+6.939	10:47:59.992
8	1:09.377	+0.547	10:49:09.369

Lap	Lap Tm	Diff	Time of Day
(100) Ruairi DAVIDSON			
1			10:40:55.881
2	1:16.666	+7.780	10:42:12.547
3	1:12.786	+3.900	10:43:25.333
4	1:11.055	+2.169	10:44:36.388
5	1:12.361	+3.475	10:45:48.749
6	1:12.494	+3.608	10:47:01.243
7	1:08.886		10:48:10.129
8	1:09.821	+0.935	10:49:19.950

Lap	Lap Tm	Diff	Time of Day
(50) Tom DARRIE			
1			10:40:54.020

Lap	Lap Tm	Diff	Time of Day
2	1:10.762	+1.592	10:42:04.782
3	1:12.455	+3.285	10:43:17.237
4	1:13.897	+4.727	10:44:31.134
5	1:10.610	+1.440	10:45:41.744
6	1:11.795	+2.625	10:46:53.539
7	1:11.261	+2.091	10:48:04.800
8	1:09.170		10:49:13.970

Lap	Lap Tm	Diff	Time of Day
(75) Harry PULLAR			
1			10:40:15.287
2	1:12.087	+0.971	10:41:27.374
3	1:14.293	+3.177	10:42:41.667
4	1:11.981	+0.865	10:43:53.648
5	1:11.116		10:45:04.764

Lap	Lap Tm	Diff	Time of Day
(6) Lewis ROLLO			
1			10:41:03.513
2	1:16.932	+4.874	10:42:20.445
3	1:17.834	+5.776	10:43:38.279
4	1:15.191	+3.133	10:44:53.470
5	1:13.352	+1.294	10:46:06.822
6	1:13.007	+0.949	10:47:19.829
7	1:12.671	+0.613	10:48:32.500
8	1:12.058		10:49:44.558

Lap	Lap Tm	Diff	Time of Day
(77) Jason VERNON			
1			10:40:26.837
2	1:12.575		10:41:39.412
3	1:18.019	+5.444	10:42:57.431

Lap	Lap Tm	Diff	Time of Day
(8) Robin LAMB			
1			10:40:32.036
2	1:17.748	+4.266	10:41:49.784
3	1:17.105	+3.623	10:43:06.889
4	1:15.391	+1.909	10:44:22.280
5	1:13.482		10:45:35.762
6	1:14.501	+1.019	10:46:50.263
7	1:14.441	+0.959	10:48:04.704
8	1:14.836	+1.354	10:49:19.540

Lap	Lap Tm	Diff	Time of Day
(138) David DICK			
1			10:40:35.549
2	1:18.384		10:41:53.933
3	1:19.299	+0.915	10:43:13.232
4	1:20.417	+2.033	10:44:33.649
5	1:29.371	+10.987	10:46:03.020

Lap	Lap Tm	Diff	Time of Day
(79) Ashley ROBSON			
1			10:40:46.258
2	1:29.225	+4.628	10:42:15.483
3	1:26.361	+1.764	10:43:41.844
4	1:25.666	+1.069	10:45:07.510
5	1:31.188	+6.591	10:46:38.698
6	1:28.042	+3.445	10:48:06.740
7	1:24.597		10:49:31.337

Lap	Lap Tm	Diff	Time of Day
(5) Zac ROBSON			
1			10:40:36.621
2	1:30.205	+3.270	10:42:06.826
3	1:31.296	+4.361	10:43:38.122
4	1:28.454	+1.519	10:45:06.576

Clerk of the Course - Ian Forrest

Orbits 4

Sig.

ime

www.amb-it.com

Chief Timekeeper - David Sharp (SMART)

www.mylaps.com

Times on www.mylaps.com & www.smart-timing.co.uk

Licensed to: SMART

KMSC Motorcycle racing (3)

Classics & Formula 125


Knockhill 1.280 Miles

Race 2 - First Race

25/06/2011 12:00

Race (10 Laps)

POLE POSITION



1	1 49 Paul McCLUNG 1:05.970	2 100 R. DAVIDSON 1:08.886	3 75 Harry PULLAR 1:11.116	4 6 Lewis ROLLO 1:12.058
2	5 77 Jason VERNON 1:12.575	6 79 Ashley ROBSON 1:24.597	7 5 Zac ROBSON 1:26.935	
3	8 152 C. CAUSTON	9	10	11
4	12	13	14	
5	15 23 Jed HEATH 1:07.000	16 153 J. MacFARLENE 1:07.884	17 35 M. HARRISON 1:08.113	18 11 S. ROBERTSON 1:08.830
6	19 50 Tom DARRIE 1:09.170	20 8 Robin LAMB 1:13.482	21 138 David DICK 1:18.384	
7	22 55 Ian THOMPSON 1:27.760			

KMSC Motorcycle racing (3)

Sorted on Best Lap time

Clubman & Pre Injection 600

Knockhill 1.280 Miles

Qualifying 3

25/06/2011 10:15

Qualify started at 10:54:11

Pos	No.	Name	Make/Model	CC	Class Cod	Laps	Best Tm	Diff n Lap	Best Spd	2nd Best
1	111	Roy WAUGH	BMW S100RR	1000	C	10	57.397		80.283	57.623
2	112	Forbes COWAN	BMW S100RR		C	9	57.848	0.451	79.657	58.510
3	14	Richard HUGHES	Suzuki GSXR	1000	C	10	57.992	0.595	79.459	58.732
4	81	Adam BELL	Yamaha R6	600	Pl6	10	58.333	0.936	78.995	58.690
5	6	Jon FROST	Yamaha FZR	400	C	10	58.441	1.044	78.849	58.828
6	107	Calum McDONALD	Ducati	1098	C	10	58.526	1.129	78.734	59.072
7	26	Allan RENNIE	Honda CBR	600	Pl6	8	58.657	1.260	78.558	58.795
8	77	Graham DUNCAN	Yamaha R1	1000	C	9	58.931	1.534	78.193	59.128
9	88	Sean ROBINSON	Yamaha R6	600	Pl6	8	59.877	2.480	76.958	1:00.434
10	47	Tony WILSON	Honda CBR	601	P16	8	1:00.020	2.623	76.774	1:00.217
11	66	Derek BUTCHER	Ducati	1098	C	9	1:00.063	2.666	76.719	1:00.174
12	32	Alan HOWATSON	Yamaha R6	6000	C	9	1:00.164	2.767	76.591	1:00.243
13	146	Richard WHITEHEAD	Suzuki GSXR	10001	C	9	1:00.180	2.783	76.570	1:00.308
14	18	Lee LONGSTAFF	Suzuki GSXR	1000	C	9	1:00.444	3.047	76.236	1:00.934
15	27	Paul BOWERBANK	Yamaha R6	600	Pl6	9	1:00.621	3.224	76.013	1:00.625
16	190	Patrick BELL	Suzuki GBXR	1000	C	9	1:01.106	3.709	75.410	1:01.914
17	63	Kenny PATERSON	Ducati	1098	C	6	1:01.560	4.163	74.854	1:01.575
18	72	Victor CORRIERI	Ducati	1098	C	9	1:01.957	4.560	74.374	1:01.994
19	281	Chris CLEMENTS	Yamaha R6		P16	9	1:02.705	5.308	73.487	1:02.910
20	64	Steve NICOLL	Yamaha R6	600	Pl6	9	1:02.823	5.426	73.349	1:03.416
21	36	Charlie BUNYAN	Yamaha R6	600	C	9	1:02.896	5.499	73.264	1:03.495
22	44	Andrew FERCRUSON	Honda CBR	600	Pl6	9	1:02.906	5.509	73.252	1:03.604
23	10	Gavin DONALD	Suzuki SV	650	C	8	1:03.284	5.887	72.815	1:03.466
24	67	Des BURNS	Honda CBR	600	Pl6	9	1:04.136	6.739	71.847	1:04.150
25	51	Charlie FLETT	Ducati	1098	C	9	1:04.567	7.170	71.368	1:04.671
26	101	Graham ADKINS	Ducati	1098	C	8	1:04.587	7.190	71.346	1:07.567
27	12	George McCOMBIE	Yamaha R6	600	Pl6	8	1:07.542	10.145	68.224	1:07.968
28	21	William FARQUHARSON	Aprilla Tuono		C	8	1:11.065	13.668	64.842	1:12.487
29	45	Garry SULLIVAN	Kawasaki	600	Pl6	8	1:13.638	16.241	62.576	1:13.719

Clerk of the Course - Ian Forrest

Orbits 4

Sig. ime

www.amb-it.com

Chief Timekeeper - David Sharp (SMART)

www.mylaps.com

Times on www.mylaps.com & www.smart-timing.co.uk

Licensed to: SMART

KMSC Motorcycle racing (3)

Clubman & Pre Injection 600

Knockhill 1.280 Miles

Qualifying 3

25/06/2011 10:15

Qualify started at 10:54:11

Lap	Lap Tm	Diff	Time of Day
(111) Roy WAUGH			
1			10:55:19.206
2	1:01.364	+3.967	10:56:20.570
3	58.472	+1.075	10:57:19.042
4	58.979	+1.582	10:58:18.021
5	59.429	+2.032	10:59:17.450
6	1:00.601	+3.204	11:00:18.051
7	57.623	+0.226	11:01:15.674
8	57.397		11:02:13.071
9	59.141	+1.744	11:03:12.212
10	1:05.509	+8.112	11:04:17.721

Lap	Lap Tm	Diff	Time of Day
(112) Forbes COWAN			
1			10:55:11.037
2	58.961	+1.113	10:56:09.998
3	57.848		10:57:07.846
4	58.510	+0.662	10:58:06.356
5	1:01.285	+3.437	10:59:07.641
6	59.662	+1.814	11:00:07.303
7	58.954	+1.106	11:01:06.257
8	1:01.903	+4.055	11:02:08.160
9	1:19.865	+22.017	11:03:28.025

Lap	Lap Tm	Diff	Time of Day
(14) Richard HUGHES			
1			10:55:18.834
2	1:01.096	+3.104	10:56:19.930
3	59.783	+1.791	10:57:19.713
4	59.888	+1.896	10:58:19.601
5	59.155	+1.163	10:59:18.756
6	1:02.260	+4.268	11:00:21.016
7	58.732	+0.740	11:01:19.748
8	57.992		11:02:17.740
9	59.015	+1.023	11:03:16.755
10	1:23.030	+25.038	11:04:39.785

Lap	Lap Tm	Diff	Time of Day
(81) Adam BELL			
1			10:55:20.294
2	1:02.105	+3.772	10:56:22.399
3	1:00.381	+2.048	10:57:22.780
4	1:00.486	+2.153	10:58:23.266
5	1:00.493	+2.160	10:59:23.759
6	1:00.080	+1.747	11:00:23.839
7	59.547	+1.214	11:01:23.386
8	58.333		11:02:21.719
9	58.690	+0.357	11:03:20.409
10	1:17.151	+18.818	11:04:37.560

Lap	Lap Tm	Diff	Time of Day
(6) Jon FROST			
1			10:55:17.938
2	1:00.574	+2.133	10:56:18.512
3	1:00.230	+1.789	10:57:18.742
4	58.956	+0.515	10:58:17.698
5	58.828	+0.387	10:59:16.526
6	1:01.193	+2.752	11:00:17.719
7	58.441		11:01:16.160
8	59.026	+0.585	11:02:15.186
9	1:00.249	+1.808	11:03:15.435
10	59.078	+0.637	11:04:14.513

Lap	Lap Tm	Diff	Time of Day
(107) Calum McDONALD			

Lap	Lap Tm	Diff	Time of Day
1			10:55:14.686
2	1:01.305	+2.779	10:56:15.991
3	59.130	+0.604	10:57:15.121
4	59.147	+0.621	10:58:14.268
5	1:01.521	+2.995	10:59:15.789
6	59.072	+0.546	11:00:14.861
7	58.526		11:01:13.387
8	1:00.688	+2.162	11:02:14.075
9	1:00.663	+2.137	11:03:14.738
10	59.451	+0.925	11:04:14.189

Lap	Lap Tm	Diff	Time of Day
(26) Allan RENNIE			
1			10:55:26.670
2	1:00.490	+1.833	10:56:27.160
3	1:00.259	+1.602	10:57:27.419
4	59.549	+0.892	10:58:26.968
5	58.657		10:59:25.625
6	58.795	+0.138	11:00:24.420
7	58.819	+0.162	11:01:23.239
8	1:04.247	+5.590	11:02:27.486

Lap	Lap Tm	Diff	Time of Day
(77) Graham DUNCAN			
1			10:55:43.220
2	1:20.086	+21.155	10:57:03.306
3	1:01.307	+2.376	10:58:04.613
4	1:01.068	+2.137	10:59:05.681
5	59.128	+0.197	11:00:04.809
6	58.931		11:01:03.740
7	59.656	+0.725	11:02:03.396
8	1:01.996	+3.065	11:03:05.392
9	1:03.588	+4.657	11:04:08.980

Lap	Lap Tm	Diff	Time of Day
(88) Sean ROBINSON			
1			10:55:18.735
2	1:02.980	+3.103	10:56:21.715
3	1:00.685	+0.808	10:57:22.400
4	1:00.434	+0.557	10:58:22.834
5	59.877		10:59:22.711
6	1:00.738	+0.861	11:00:23.449
7	1:00.784	+0.907	11:01:24.233
8	1:04.301	+4.424	11:02:28.534

Lap	Lap Tm	Diff	Time of Day
(47) Tony WILSON			
1			10:55:12.086
2	1:00.806	+0.786	10:56:12.892
3	1:00.217	+0.197	10:57:13.109
4	1:00.393	+0.373	10:58:13.502
5	1:01.379	+1.359	10:59:14.881
6	1:00.020		11:00:14.901
7	1:00.524	+0.504	11:01:15.425
8	1:05.382	+5.362	11:02:20.807

Lap	Lap Tm	Diff	Time of Day
(66) Derek BUTCHER			
1			10:55:45.314
2	1:05.125	+5.062	10:56:50.439
3	1:01.475	+1.412	10:57:51.914
4	1:01.417	+1.354	10:58:53.331
5	1:01.452	+1.389	10:59:54.783
6	1:00.607	+0.544	11:00:55.390
7	1:00.063		11:01:55.453
8	1:00.174	+0.111	11:02:55.627

Lap	Lap Tm	Diff	Time of Day
9	1:00.411	+0.348	11:03:56.038
(32) Alan HOWATSON			
1			10:55:20.657
2	1:03.650	+3.486	10:56:24.307
3	1:01.655	+1.491	10:57:25.962
4	1:01.975	+1.811	10:58:27.937
5	1:00.164		10:59:28.101
6	1:01.615	+1.451	11:00:29.716
7	1:00.584	+0.420	11:01:30.300
8	1:00.243	+0.079	11:02:30.543
9	1:00.521	+0.357	11:03:31.064

Lap	Lap Tm	Diff	Time of Day
(146) Richard WHITEHEAD			
1			10:55:40.667
2	1:05.712	+5.532	10:56:46.379
3	1:01.269	+1.089	10:57:47.648
4	1:01.591	+1.411	10:58:49.239
5	1:03.552	+3.372	10:59:52.791
6	1:00.388	+0.208	11:00:53.179
7	1:00.607	+0.427	11:01:53.786
8	1:00.180		11:02:53.966
9	1:00.308	+0.128	11:03:54.274

Lap	Lap Tm	Diff	Time of Day
(18) Lee LONGSTAFF			
1			10:55:24.025
2	1:01.940	+1.496	10:56:25.965
3	1:01.830	+1.386	10:57:27.795
4	1:01.025	+0.581	10:58:28.820
5	1:00.444		10:59:29.264
6	1:01.375	+0.931	11:00:30.639
7	1:01.048	+0.604	11:01:31.687
8	1:00.934	+0.490	11:02:32.621
9	1:09.211	+8.767	11:03:41.832

Lap	Lap Tm	Diff	Time of Day
(27) Paul BOWERBANK			
1			10:55:31.273
2	1:02.170	+1.549	10:56:33.443
3	1:02.036	+1.415	10:57:35.479
4	1:01.227	+0.606	10:58:36.706
5	1:00.625	+0.004	10:59:37.331
6	1:00.621		11:00:37.952
7	1:00.847	+0.226	11:01:38.799
8	1:01.042	+0.421	11:02:39.841
9	1:02.822	+2.201	11:03:42.663

Lap	Lap Tm	Diff	Time of Day
(190) Patrick BELL			
1			10:55:40.631
2	1:13.452	+12.346	10:56:54.083
3	1:09.453	+8.347	10:58:03.536
4	1:03.789	+2.683	10:59:07.325
5	1:02.860	+1.754	11:00:10.185
6	1:02.166	+1.060	11:01:12.351
7	1:01.106		11:02:13.457
8	1:05.052	+3.946	11:03:18.509
9	1:01.914	+0.808	11:04:20.423

Lap	Lap Tm	Diff	Time of Day
(63) Kenny PATERSON			
1			10:55:21.652
2	1:03.218	+1.658	10:56:24.870
3	1:02.358	+0.798	10:57:27.228

Clerk of the Course - Ian Forrest

Orbits 4

Sig. ime

www.amb-it.com

Chief Timekeeper - David Sharp (SMART)

www.mylaps.com

Times on www.mylaps.com & www.smart-timing.co.uk

Licensed to: SMART

Printed: 27/06/2011 18:16:39

Page 1/2

KMSC Motorcycle racing (3)

Clubman & Pre Injection 600

Knockhill 1.280 Miles

Qualifying 3

25/06/2011 10:15

Qualify started at 10:54:11

Lap	Lap Tm	Diff	Time of Day
4	1:01.560		10:58:28.788
5	1:01.575	+0.015	10:59:30.363
6	1:11.432	+9.872	11:00:41.795

(72) Victor CORRIERI

1			10:55:25.274
2	1:03.940	+1.983	10:56:29.214
3	1:03.383	+1.426	10:57:32.597
4	1:03.167	+1.210	10:58:35.764
5	1:02.793	+0.836	10:59:38.557
6	1:01.994	+0.037	11:00:40.551
7	1:02.089	+0.132	11:01:42.640
8	1:03.033	+1.076	11:02:45.673
9	1:01.957		11:03:47.630

(281) Chris CLEMENTS

1			10:55:31.014
2	1:05.662	+2.957	10:56:36.676
3	1:04.873	+2.168	10:57:41.549
4	1:07.013	+4.308	10:58:48.562
5	1:04.510	+1.805	10:59:53.072
6	1:04.275	+1.570	11:00:57.347
7	1:02.910	+0.205	11:02:00.257
8	1:04.034	+1.329	11:03:04.291
9	1:02.705		11:04:06.996

(64) Steve NICOLL

1			10:55:41.158
2	1:12.624	+9.801	10:56:53.782
3	1:06.116	+3.293	10:57:59.898
4	1:05.308	+2.485	10:59:05.206
5	1:03.963	+1.140	11:00:09.169
6	1:03.416	+0.593	11:01:12.585
7	1:02.823		11:02:15.408
8	1:04.792	+1.969	11:03:20.200
9	1:16.282	+13.459	11:04:36.482

(36) Charlie BUNYAN

1			10:55:38.483
2	1:08.080	+5.184	10:56:46.563
3	1:05.256	+2.360	10:57:51.819
4	1:04.796	+1.900	10:58:56.615
5	1:04.329	+1.433	11:00:00.944
6	1:04.299	+1.403	11:01:05.243
7	1:02.896		11:02:08.139
8	1:03.495	+0.599	11:03:11.634
9	1:04.627	+1.731	11:04:16.261

(44) Andrew FERCRUSON

1			10:55:17.471
2	1:17.503	+14.597	10:56:34.974
3	1:07.066	+4.160	10:57:42.040
4	1:06.635	+3.729	10:58:48.675
5	1:05.738	+2.832	10:59:54.413
6	1:03.604	+0.698	11:00:58.017
7	1:02.906		11:02:00.923
8	1:04.251	+1.345	11:03:05.174
9	1:03.906	+1.000	11:04:09.080

(10) Gavin DONALD

1			10:55:27.070
---	--	--	--------------

Lap	Lap Tm	Diff	Time of Day
2	1:04.325	+1.041	10:56:31.395
3	1:03.835	+0.551	10:57:35.230
4	1:03.728	+0.444	10:58:38.958
5	1:03.466	+0.182	10:59:42.424
6	1:03.284		11:00:45.708
7	1:03.910	+0.626	11:01:49.618
8	1:08.216	+4.932	11:02:57.834

(67) Des BURNS

1			10:55:30.709
2	1:07.660	+3.524	10:56:38.369
3	1:05.246	+1.110	10:57:43.615
4	1:05.692	+1.556	10:58:49.307
5	1:05.661	+1.525	10:59:54.968
6	1:04.592	+0.456	11:00:59.560
7	1:04.136		11:02:03.696
8	1:05.264	+1.128	11:03:08.960
9	1:04.150	+0.014	11:04:13.110

(51) Charlie FLETT

1			10:55:39.462
2	1:06.771	+2.204	10:56:46.233
3	1:04.671	+0.104	10:57:50.904
4	1:04.705	+0.138	10:58:55.609
5	1:04.567		11:00:00.176
6	1:05.984	+1.417	11:01:06.160
7	1:05.975	+1.408	11:02:12.135
8	1:06.670	+2.103	11:03:18.805
9	1:16.595	+12.028	11:04:35.400

(101) Graham ADKINS

1			10:55:40.219
2	1:13.655	+9.068	10:56:53.874
3	1:11.943	+7.356	10:58:05.817
4	1:09.420	+4.833	10:59:15.237
5	1:08.434	+3.847	11:00:23.671
6	1:08.295	+3.708	11:01:31.966
7	1:07.567	+2.980	11:02:39.533
8	1:04.587		11:03:44.120

(12) George McCOMBIE

1			10:55:40.084
2	1:13.386	+5.844	10:56:53.470
3	1:12.094	+4.552	10:58:05.564
4	1:09.246	+1.704	10:59:14.810
5	1:08.559	+1.017	11:00:23.369
6	1:08.159	+0.617	11:01:31.528
7	1:07.968	+0.426	11:02:39.496
8	1:07.542		11:03:47.038

(21) William FARQUHARSON

1			10:55:36.452
2	1:14.232	+3.167	10:56:50.684
3	1:12.487	+1.422	10:58:03.171
4	1:13.315	+2.250	10:59:16.486
5	1:12.714	+1.649	11:00:29.200
6	1:12.683	+1.618	11:01:41.883
7	1:12.896	+1.831	11:02:54.779
8	1:11.065		11:04:05.844

(45) Garry SULLIVAN

Clerk of the Course - Ian Forrest

Sig. ime

Chief Timekeeper - David Sharp (SMART)

Times on www.mylaps.com & www.smart-timing.co.uk

Printed: 27/06/2011 18:16:39

Orbits 4

www.amb-it.com

www.mylaps.com

Licensed to: SMART

KMSC Motorcycle racing (3)

Clubman & Pre Injection 600

Knockhill 1.280 Miles

Race 5 - First Race

25/06/2011 13:40

Race (10 Laps)

POLE POSITION

1	1 111 Roy WAUGH 57.397	2 112 Forbes COWAN 57.848	3 14 R. HUGHES 57.992	4 81 Adam BELL 58.333
2	5 6 Jon FROST 58.441	6 107 C. McDONALD 58.526	7 26 Allan RENNIE 58.657	
3	8 77 G. DUNCAN 58.931	9 88 S. ROBINSON 59.877	10 47 Tony WILSON 1:00.020	11 66 Derek BUTCHER 1:00.063
4	12 32 A. HOWATSON 1:00.164	13 146 R. WHITEHEAD 1:00.180	14 18 Lee LONGSTAFF 1:00.444	
5	15 27 P. BOWERBANK 1:00.621	16 190 Patrick BELL 1:01.106	17 63 K. PATERSON 1:01.560	18 72 Victor CORRIERI 1:01.957
6	19 281 C. CLEMENTS 1:02.705	20 64 Steve NICOLL 1:02.823	21 36 Charlie BUNYAN 1:02.896	
7	22 44 A. FERCRUSON 1:02.906	23 10 Gavin DONALD 1:03.284	24 67 Des BURNS 1:04.136	25 51 Charlie FLETT 1:04.567
8	26 101 G. ADKINS 1:04.587	27 12 G. McCOMBIE 1:07.542	28 21 W. FARQUHARSON 1:11.065	
9	29 45 Garry SULLIVAN 1:13.638			

Clerk of the Course - Ian Forrest

Orbits 4

Sig. ime

www.amb-it.com

Chief Timekeeper - David Sharp (SMART)

www.mylaps.com

Times on www.mylaps.com & www.smart-timing.co.uk

Licensed to: SMART

Knockhill Superbikes

Knockhill 1.280 Miles

Qualifying 4

25/06/2011 10:25

Qualify started at 11:06:00

Pos	No.	Name	Make/Model	CC	Class Cod	Laps	Best Tm	Diff n Lap	Best Spd	2nd Best
1	79	Bruce BIRNIE	BMW S100RR	1000	SB	6	56.524		81.523	56.636
2	3	Adrian CLARK	Honda CBR RR	1000	SB	6	56.596	0.072	81.419	56.970
3	179	Andrew TASKER	Kawasaki ZX10R	1000	SB	4	57.282	0.758	80.444	57.408
4	78	Mike KEITH	Suzuki GSXR	1000	SB	9	58.153	1.629	79.239	58.412
5	14	Stuart ANDERSON	Yamaha R1	1000	SB	6	58.417	1.893	78.881	58.835
6	48	Andy BELBY	Honda Fireblade	1000	SB	8	58.784	2.260	78.389	59.386

KMSC Motorcycle racing (3)

Knockhill Superbikes

Knockhill 1.280 Miles

Qualifying 4

25/06/2011 10:25

Qualify started at 11:06:00

Lap	Lap Tm	Diff	Time of Day
(79) Bruce BIRNIE			
1			11:07:02.700
2	57.458	+0.934	11:08:00.158
3	57.591	+1.067	11:08:57.749
4	56.636	+0.112	11:09:54.385
5	56.524		11:10:50.909
6	1:00.105	+3.581	11:11:51.014

Lap	Lap Tm	Diff	Time of Day
(3) Adrian CLARK			
1			11:07:03.133
2	57.250	+0.654	11:08:00.383
3	57.518	+0.922	11:08:57.901
4	56.970	+0.374	11:09:54.871
5	56.596		11:10:51.467
6	1:08.078	+11.482	11:11:59.545

Lap	Lap Tm	Diff	Time of Day
(179) Andrew TASKER			
1			11:07:03.501
2	57.408	+0.126	11:08:00.909
3	57.282		11:08:58.191
4	59.990	+2.708	11:09:58.181

Lap	Lap Tm	Diff	Time of Day
(78) Mike KEITH			
1			11:07:04.099
2	59.215	+1.062	11:08:03.314
3	58.153		11:09:01.467
4	59.397	+1.244	11:10:00.864
5	59.036	+0.883	11:10:59.900
6	58.412	+0.259	11:11:58.312
7	59.656	+1.503	11:12:57.968
8	58.747	+0.594	11:13:56.715
9	1:21.850	+23.697	11:15:18.565

Lap	Lap Tm	Diff	Time of Day
(14) Stuart ANDERSON			
1			11:07:18.892
2	1:01.510	+3.093	11:08:20.402
3	1:00.472	+2.055	11:09:20.874
4	58.835	+0.418	11:10:19.709
5	58.417		11:11:18.126
6	1:19.117	+20.700	11:12:37.243

Lap	Lap Tm	Diff	Time of Day
(48) Andy BELBY			
1			11:07:05.752
2	1:01.054	+2.270	11:08:06.806
3	1:00.336	+1.552	11:09:07.142
4	59.386	+0.602	11:10:06.528
5	58.784		11:11:05.312
6	59.601	+0.817	11:12:04.913
7	59.568	+0.784	11:13:04.481
8	1:05.178	+6.394	11:14:09.659

Clerk of the Course - Ian Forrest

Orbits 4

Sig. ime

www.amb-it.com

Chief Timekeeper - David Sharp (SMART)

www.mylaps.com

Times on www.mylaps.com & www.smart-timing.co.uk

Licensed to: SMART

KMSC Motorcycle racing (3)

Knockhill Superbikes

Knockhill 1.280 Miles

Race 3 - First Race

25/06/2011 13:00

Race (8 Laps)

POLE POSITION

1

1

79 Bruce BIRNIE
56.524

2

3 Adrian CLARK
56.596

3

179 A. TASKER
57.282

4

78 Mike KEITH
58.153

2

5

14 S. ANDERSON
58.417

6

48 Andy BELBY
58.784

7

25 Dennis HOBBS

3

8

107 C. McDONALD

Sidecars

Knockhill 1.280 Miles

Qualifying 5

25/06/2011 10:35

Qualify started at 11:16:19

Pos	No.	Name	Make/Model	Class	C	Laps	Best Tm	Diff n Lap	Best Spd	2nd Best	
1	72	S LAURIE / J NEAVE		SC		6	57.370		4	80.321	57.540
2	21	J NEIL / G WHITEHILL	TWR R1	SC		8	1:00.808	3.438	6	75.780	1:01.209
3	8	K ANDREWS Snr / P JONES	Winstanley F2	SC		8	1:09.248	11.878	3	66.543	1:09.310
4	32	K ANDREWS Jnr / P MELVILLE	RCN F1	SC		7	1:17.303	19.933	7	59.610	1:17.593

KMSC Motorcycle racing (3)

Sidecars

Knockhill 1.280 Miles

Qualifying 5

25/06/2011 10:35

Qualify started at 11:16:19

Lap	Lap Tm	Diff	Time of Day
<u>(32) K ANDREWS Jnr / P MELVILLE</u>			
1			11:17:35.901
2	1:20.631	+3.328	11:18:56.532
3	1:18.398	+1.095	11:20:14.930
4	1:19.867	+2.564	11:21:34.797
5	1:19.597	+2.294	11:22:54.394
6	1:17.593	+0.290	11:24:11.987
7	1:17.303		11:25:29.290

Lap Lap Tm Diff Time of Day

Lap Lap Tm Diff Time of Day

Clerk of the Course - Ian Forrest

Orbits 4

Sig. Time

www.amb-it.com

Chief Timekeeper - David Sharp (SMART)

www.mylaps.com

Times on www.mylaps.com & www.smart-timing.co.uk

Licensed to: SMART

KMSC Motorcycle racing (3)

Sidecars

Knockhill 1.280 Miles

Race 7 - First Race

25/06/2011 14:20

Race (8 Laps)

POLE POSITION

1

1

72 S. J NEAVE
57.370

2

21 J. G WHITEHILL
1:00.808

3

8 K. P JONES
1:09.248

4

32 K. P MELVILLE
1:17.303

Formula 400, Minitwins & GP125

Knockhill 1.280 Miles

Qualifying 6

25/06/2011 10:45

Qualify started at 11:28:02

Pos	No.	Name	Make/Model	CC	Class Cod	Laps	Best Tm	Diff n Lap	Best Spd	2nd Best
1	69	Jordan FLEMING	Suzuki SV	650	MT	8	58.754		78.429	59.305
2	66	Jon FROST	Yamaha FZR	400	F4	8	59.003	0.249	78.098	59.478
3	81	Ryan WATSON	Motor Bike	400	GP	8	59.154	0.400	77.898	59.345
4	92	Owen FOZZARD	Kawasaki ZXR	400	F4	7	59.548	0.794	77.383	59.719
5	55	Tom ROBINSON	Yamaha FZR	400	F4	6	59.690	0.936	77.199	1:00.236
6	93	Gordon MaAVOY	Suzuki SV650	650	MT	8	59.785	1.031	77.076	1:00.091
7	48	David McCAFFERTY	Motor Bike		F4	8	1:00.264	1.510	76.464	1:00.921
8	97	Sammi TASKER	Honda RS	125	GP	6	1:00.425	1.671	76.260	1:01.450
9	13	Andrew BARTON	Yamaha FZR	400	F4	7	1:01.302	2.548	75.169	1:02.439
10	121	Callum PATERSON	Suzuki SV650	650	MT	6	1:01.377	2.623	75.077	1:02.353
11	35	Martin HARRISON	Kawasaki ER650	650	MT	7	1:01.731	2.977	74.646	1:01.872
12	10	Gavin DONALD	Suzuki SV650	650	MT	6	1:02.069	3.315	74.240	1:02.751
13	60	Douglas BROWN	Kawasaki ZXR	400	F4	8	1:02.750	3.996	73.434	1:03.057
14	23	James ROBERTSON	Yamaha FRZ	400	F4	7	1:03.003	4.249	73.139	1:03.571
15	12	Brent NICHOL	Suzuki SV650	650	MT	7	1:03.072	4.318	73.059	1:03.497
16	151	Dave WORKMAN	Kawasaki ZXR	400	F4	5	1:03.213	4.459	72.896	1:04.103
17	29	Duncan LANGTON	Yamaha ZXR	4e00	F4	8	1:03.838	5.084	72.183	1:04.310
18	71	David SCOTT	Kawasaki ZXR	400	F4	7	1:04.074	5.320	71.917	1:04.254
19	2	Max ALEXANDER	Honda RS	125	GP	6	1:05.816	7.062	70.013	1:07.109
20	27	John EASTON	Kawasaki ER650	600	MT	6	1:05.980	7.226	69.839	1:06.845
21	11	Kevin NICHOL	Suzuki SV650	650	MT	7	1:06.007	7.253	69.811	1:06.155
22	21	Grant REID	Kawasaki ZXR	400	F4	7	1:06.065	7.311	69.749	1:06.157
23	118	Rod WALKER	Kawasaki ZXR	400	F4	7	1:06.125	7.371	69.686	1:06.555
24	39	Stuart HAMILTON	Kawasaki ZXR	400	F4	5	1:06.694	7.940	69.092	1:06.753
25	32	Alan HOWITSON	Yamaha FZR	400	F4	3	1:06.989	8.235	68.787	1:07.129
26	63	Fraser CAMERON	Kawaski ZXR	400	F4	6	1:09.758	11.004	66.057	1:09.981

KMSC Motorcycle racing (3)

Formula 400, Minitwins & GP125

Knockhill 1.280 Miles

Qualifying 6

25/06/2011 10:45

Qualify started at 11:28:02

Lap	Lap Tm	Diff	Time of Day
(69) Jordan FLEMING			
1	1:02.234	+3.480	11:30:08.311
2	1:00.094	+1.340	11:31:08.405
3	1:00.482	+1.728	11:32:08.887
4	59.837	+1.083	11:33:08.724
5	58.754		11:34:07.478
6	59.989	+1.235	11:35:07.467
7	1:02.025	+3.271	11:36:09.492
8	59.305	+0.551	11:37:08.797

(66) Jon FROST			
1	1:10.702	+11.699	11:30:32.469
2	1:05.226	+6.223	11:31:37.695
3	1:02.409	+3.406	11:32:40.104
4	1:02.161	+3.158	11:33:42.265
5	1:00.279	+1.276	11:34:42.544
6	59.601	+0.598	11:35:42.145
7	59.478	+0.475	11:36:41.623
8	59.003		11:37:40.626

(81) Ryan WATSON			
1	1:02.396	+3.242	11:30:13.009
2	1:01.077	+1.923	11:31:14.086
3	1:00.301	+1.147	11:32:14.387
4	59.154		11:33:13.541
5	59.345	+0.191	11:34:12.886
6	59.626	+0.472	11:35:12.512
7	59.826	+0.672	11:36:12.338
8	1:00.659	+1.505	11:37:12.997

(92) Owen FOZZARD			
1	1:05.190	+5.642	11:30:19.867
2	1:01.900	+2.352	11:31:21.767
3	1:01.141	+1.593	11:32:22.908
4	1:01.070	+1.522	11:33:23.978
5	59.719	+0.171	11:34:23.697
6	59.548		11:35:23.245
7	1:07.158	+7.610	11:36:30.403

(55) Tom ROBINSON			
1	1:01.013	+1.323	11:30:08.819
2	1:00.240	+0.550	11:31:09.059
3	59.690		11:32:08.749
4	1:02.872	+3.182	11:33:11.621
5	2:56.491	+1:56.801	11:36:08.112
6	1:00.236	+0.546	11:37:08.348

(93) Gordon MaVOY			
1	1:02.129	+2.344	11:30:12.405
2	1:01.183	+1.398	11:31:13.588
3	1:01.382	+1.597	11:32:14.970
4	1:00.518	+0.733	11:33:15.488
5	1:00.091	+0.306	11:34:15.579
6	1:01.462	+1.677	11:35:17.041
7	1:00.549	+0.764	11:36:17.590
8	59.785		11:37:17.375

(48) David McCafferty			
1	1:02.980	+2.716	11:30:24.203
2	1:02.040	+1.776	11:31:26.243

3	1:02.300	+2.036	11:32:28.543
4	1:02.352	+2.088	11:33:30.895
5	1:01.817	+1.553	11:34:32.712
6	1:01.050	+0.786	11:35:33.762
7	1:00.921	+0.657	11:36:34.683
8	1:00.264		11:37:34.947

(97) Sammi TASKER			
1	1:03.878	+3.453	11:30:21.979
2	1:02.620	+2.195	11:31:24.599
3	1:01.495	+1.070	11:32:26.094
4	1:01.450	+1.025	11:33:27.544
5	1:00.425		11:34:27.969
6	1:08.232	+7.807	11:35:36.201

(13) Andrew BARTON			
1	1:05.681	+4.379	11:31:43.019
2	1:04.561	+3.259	11:32:47.580
3	1:06.277	+4.975	11:33:53.857
4	1:02.439	+1.137	11:34:56.296
5	1:02.823	+1.521	11:35:59.119
6	1:01.302		11:37:00.421
7	1:02.564	+1.262	11:38:02.985

(121) Callum PATERSON			
1	1:04.273	+2.896	11:30:25.295
2	1:02.951	+1.574	11:31:28.246
3	1:12.474	+11.097	11:32:40.720
4	1:02.353	+0.976	11:33:43.073
5	1:01.377		11:34:44.450
6	1:19.512	+18.135	11:36:03.962

(35) Martin HARRISON			
1	1:06.585	+4.854	11:31:42.896
2	1:05.248	+3.517	11:32:48.144
3	1:02.723	+0.992	11:33:50.867
4	1:01.872	+0.141	11:34:52.739
5	1:01.731		11:35:54.470
6	1:02.401	+0.670	11:36:56.871
7	1:02.016	+0.285	11:37:58.887

(10) Gavin DONALD			
1	1:08.329	+6.260	11:30:37.833
2	1:05.410	+3.341	11:31:43.243
3	1:04.529	+2.460	11:32:47.772
4	1:02.751	+0.682	11:33:50.523
5	1:02.069		11:34:52.592
6	1:09.679	+7.610	11:36:02.271

(60) Douglas BROWN			
1	1:09.311	+6.561	11:30:36.070
2	1:04.059	+1.309	11:31:40.129
3	1:03.575	+0.825	11:32:43.704
4	1:03.057	+0.307	11:33:46.761
5	1:02.750		11:34:49.511
6	1:03.091	+0.341	11:35:52.602
7	1:03.671	+0.921	11:36:56.273
8	1:03.362	+0.612	11:37:59.635

(23) James ROBERTSON			
1	1:09.092	+6.089	11:30:37.458

2	1:07.773	+4.770	11:31:45.231
3	1:04.760	+1.757	11:32:49.991
4	1:04.053	+1.050	11:33:54.044
5	1:04.451	+1.448	11:34:58.495
6	1:03.571	+0.568	11:36:02.066
7	1:03.003		11:37:05.069

(12) Brent NICHOL			
1	1:08.138	+5.066	11:30:39.977
2	1:06.982	+3.910	11:31:46.959
3	1:05.474	+2.402	11:32:52.433
4	1:03.497	+0.425	11:33:55.930
5	1:03.072		11:34:59.002
6	1:03.570	+0.498	11:36:02.572
7	1:03.712	+0.640	11:37:06.284

(151) Dave WORKMAN			
1	1:04.103	+0.890	11:32:56.260
2	1:08.465	+5.252	11:34:04.725
3	1:04.295	+1.082	11:35:09.020
4	1:03.213		11:36:12.233
5	1:04.154	+0.941	11:37:16.387

(29) Duncan LANGTON			
1	1:06.236	+2.398	11:30:27.826
2	1:05.230	+1.392	11:31:33.056
3	1:04.952	+1.114	11:32:38.008
4	1:05.090	+1.252	11:33:43.098
5	1:04.310	+0.472	11:34:47.408
6	1:05.396	+1.558	11:35:52.804
7	1:04.460	+0.622	11:36:57.264
8	1:03.838		11:38:01.102

(71) David SCOTT			
1	1:08.528	+4.454	11:30:40.747
2	1:09.921	+5.847	11:31:50.668
3	1:05.644	+1.570	11:32:56.312
4	1:04.071		11:34:00.386
5	1:05.337	+1.263	11:35:05.723
6	1:04.254	+0.180	11:36:09.977
7	1:14.498	+10.424	11:37:24.475

(2) Max ALEXANDER			
1	1:09.450	+3.634	11:31:32.949
2	1:08.682	+2.866	11:32:41.631
3	1:08.215	+2.399	11:33:49.846
4	1:07.482	+1.666	11:34:57.328
5	1:07.109	+1.293	11:36:04.437
6	1:05.816		11:37:10.253

(27) John EASTON			
1	1:09.503	+3.523	11:31:46.758
2	1:09.979	+3.999	11:32:56.737
3	1:08.197	+2.217	11:34:04.934
4	1:07.412	+1.432	11:35:12.346
5	1:06.845	+0.865	11:36:19.191
6	1:05.980		11:37:25.171

(11) Kevin NICHOL			
1	1:08.499	+2.492	11:30:48.164
2	1:07.311	+1.304	11:31:55.475

Clerk of the Course - Ian Forrest

Orbits 4

Sig. ime

www.amb-it.com

Chief Timekeeper - David Sharp (SMART)

www.mylaps.com

Times on www.mylaps.com & www.smart-timing.co.uk

Licensed to: SMART

Printed: 27/06/2011 18:27:09

Page 1/2

KMSC Motorcycle racing (3)

Formula 400, Minitwins & GP125

Knockhill 1.280 Miles

Qualifying 6

25/06/2011 10:45

Qualify started at 11:28:02

Lap	Lap Tm	Diff	Time of Day
3	1:07.578	+1.571	11:33:03.053
4	1:06.191	+0.184	11:34:09.244
5	1:06.155	+0.148	11:35:15.399
6	1:07.579	+1.572	11:36:22.978
7	1:06.007		11:37:28.985

(21) Grant REID

1	1:10.934	+4.869	11:30:39.524
2	1:07.333	+1.268	11:31:46.857
3	1:06.722	+0.657	11:32:53.579
4	1:06.263	+0.198	11:33:59.842
5	1:06.157	+0.092	11:35:05.999
6	1:06.065		11:36:12.064
7	1:08.064	+1.999	11:37:20.128

(118) Rod WALKER

1	1:09.767	+3.642	11:31:18.669
2	1:08.366	+2.241	11:32:27.035
3	1:09.070	+2.945	11:33:36.105
4	1:07.961	+1.836	11:34:44.066
5	1:06.555	+0.430	11:35:50.621
6	1:07.390	+1.265	11:36:58.011
7	1:06.125		11:38:04.136

(39) Stuart HAMILTON

1	1:11.812	+5.118	11:30:40.086
2	1:08.831	+2.137	11:31:48.917
3	1:06.753	+0.059	11:32:55.670
4	1:06.694		11:34:02.364
5	1:24.624	+17.930	11:35:26.988

(32) Alan HOWITSON

1	1:07.921	+0.932	11:30:27.544
2	1:07.129	+0.140	11:31:34.673
3	1:06.989		11:32:41.662

(63) Fraser CAMERON

1	1:10.895	+1.137	11:31:11.264
2	1:09.758		11:32:21.022
3	1:11.506	+1.748	11:33:32.528
4	1:10.760	+1.002	11:34:43.288
5	1:09.981	+0.223	11:35:53.269
6	1:15.952	+6.194	11:37:09.221

Lap Lap Tm Diff Time of Day

Lap Lap Tm Diff Time of Day

Clerk of the Course - Ian Forrest

Orbits 4

Sig. ime

www.amb-it.com

Chief Timekeeper - David Sharp (SMART)

www.mylaps.com

Times on www.mylaps.com & www.smart-timing.co.uk

Licensed to: SMART

KMSC Motorcycle racing (3)

Formula 400, Minitwins & GP125

Knockhill 1.280 Miles

Race 4 - First Race

25/06/2011 13:20

Race (10 Laps)

POLE POSITION

1	1 69 J. FLEMING 58.754	2 66 Jon FROST 59.003	3 81 Ryan WATSON 59.154	4 92 Owen FOZZARD 59.548
2	5 55 Tom ROBINSON 59.690	6 93 G. MaVOY 59.785	7 48 D. McCAFFERTY 1:00.264	
3	8 97 Sammi TASKER 1:00.425	9 13 A. BARTON 1:01.302	10 121 C. PATERSON 1:01.377	11 35 M. HARRISON 1:01.731
4	12 10 Gavin DONALD 1:02.069	13 60 Douglas BROWN 1:02.750	14 23 J. ROBERTSON 1:03.003	
5	15 12 Brent NICHOL 1:03.072	16 151 D. WORKMAN 1:03.213	17 29 D. LANGTON 1:03.838	18 71 David SCOTT 1:04.074
6	19 2 Max ALEXANDER 1:05.816	20 27 John EASTON 1:05.980	21 11 Kevin NICHOL 1:06.007	
7	22 21 Grant REID 1:06.065	23 118 Rod WALKER 1:06.125	24 39 S. HAMILTON 1:06.694	25 32 Alan HOWITSON 1:06.989
8	26 63 F. CAMERON 1:09.758	27 90 David McNAIRN		

Clerk of the Course - Ian Forrest

Orbits 4

Sig. ime

www.amb-it.com

Chief Timekeeper - David Sharp (SMART)

www.mylaps.com

Times on www.mylaps.com & www.smart-timing.co.uk

Licensed to: SMART

KMSC Motorcycle racing (3)

Sorted on Laps

Superstock 600

Knockhill 1.280 Miles

Race 1 - First Race

25/06/2011 11:40

Race (8 Laps) started at 11:44:55

Pos	No.	Name	Make/Model	CC	Class Cod	Laps	Total Tm	Diff	Best Tm	Best Spd
1	39	Roy HOUSTON	Kawasaki ZX-6	600	S6	5	4:36.378		54.074	85.217
2	30	Mark FEARN	Kawasaki ZX6R	600	S6	5	4:43.643	7.265	54.879	83.967
3	20	Sean GILFILLAN	Suzuki GSXR	600	S6	5	4:45.170	8.792	55.928	82.392
4	49	Mike McLEAN	Yamaha R6	600	S6	5	4:45.248	8.870	55.835	82.529
5	9	Angus MEARNs	Yamaha R6		s6	5	4:45.406	9.028	55.712	82.711
6	66	Jon FROST	Yamaha R6	600	S6	5	4:45.954	9.576	54.821	84.055
7	36	Mark CUMMING	Yamaha R6	600	S6	5	4:51.280	14.902	55.828	82.539
8	14	Mark NEULANDS	Yamaha R6		S6	5	4:56.326	19.948	57.340	80.363
9	21	Robbie HARLEY TODD	Yamaha R6	600	S6	5	4:59.192	22.814	58.004	79.443
10	7	Andy YOUNGER	Yamaha R6	600	S6	5	5:00.118	23.740	57.687	79.879
11	88	Graham PIRIE	Yamaha R6	600	S6	5	5:00.380	24.002	58.121	79.283
12	13	Alan PIRIE	Kawasaki ZX6R		S6	5	5:00.693	24.315	57.901	79.584
13	27	Ewan MacKINTOSH	Suzuki GSXR	600	S6	5	5:01.237	24.859	58.052	79.377
14	77	Stuart JACKSON	Yamaha R6	600	S6	5	5:08.177	31.799	59.059	78.024
15	90	David McNAIRN	Suzuki GSXR	600	S6	5	5:10.470	34.092	59.488	77.461
16	31	Mark IRONSIDE	Suzuki GSXR	600	S6	5	5:11.409	35.031	59.108	77.959
17	46	Davie HYND	Suzuki GSXR	600	S6	5	5:12.198	35.820	1:00.175	76.577
18	666	Clark FRASER	Yamaha R6		S6	5	5:14.729	38.351	1:00.073	76.707
19	28	Mark WHITTAKER	Yamaha R6		S6	5	5:14.918	38.540	1:00.899	75.666

Not classified ()

DNF	71	Chris COOK	Kawasaki ZX6R	600	S6	3	3:07.194	DNF	58.721	78.473
DNS	17	Alan MITCHELL	Kawasaki ZX6R		S6			DNS		-
DQ	55	Iain BARRY	Yamaha R6	600	S6	5	4:51.995	DQ	57.185	80.581

Margin of Victory	Avg. Speed	Best Lap Tm	Best Spd	Best Lap by
7.265	83.364	54.074	85.217	39 - Roy HOUSTON

Clerk of the Course - Ian Forrest

Orbits 4

Sig.

Time

www.amb-it.com

Chief Timekeeper - David Sharp (SMART)

www.mylaps.com

Times on www.mylaps.com & www.smart-timing.co.uk

Licensed to: SMART

KMSC Motorcycle racing (3)

Superstock 600

Knockhill 1.280 Miles

Race 1 - First Race

25/06/2011 11:40

Race (8 Laps) started at 11:44:55

Lap	Lap Tm	Diff	Time of Day
(39) Roy HOUSTON			
1			11:45:53.541
2	55.123	+1.049	11:46:48.664
3	54.566	+0.492	11:47:43.230
4	54.315	+0.241	11:48:37.545
5	54.074		11:49:31.619
(30) Mark FEARN			
1			11:45:56.372
2	56.373	+1.494	11:46:52.745
3	55.860	+0.981	11:47:48.605
4	55.400	+0.521	11:48:44.005
5	54.879		11:49:38.884
(20) Sean GILFILLAN			
1			11:45:55.716
2	56.599	+0.671	11:46:52.315
3	55.928		11:47:48.243
4	56.211	+0.283	11:48:44.454
5	55.957	+0.029	11:49:40.411
(49) Mike McLEAN			
1			11:45:55.968
2	56.463	+0.628	11:46:52.431
3	56.091	+0.256	11:47:48.522
4	56.132	+0.297	11:48:44.654
5	55.835		11:49:40.489
(9) Angus MEARNS			
1			11:45:57.297
2	55.712		11:46:53.009
3	55.790	+0.078	11:47:48.799
4	55.997	+0.285	11:48:44.796
5	55.851	+0.139	11:49:40.647
(66) Jon FROST			
1			11:45:57.711
2	57.321	+2.500	11:46:55.032
3	55.519	+0.698	11:47:50.551
4	54.821		11:48:45.372
5	55.823	+1.002	11:49:41.195
(36) Mark CUMMING			
1			11:45:58.555
2	58.807	+2.979	11:46:57.362
3	57.313	+1.485	11:47:54.675
4	56.018	+0.190	11:48:50.693
5	55.828		11:49:46.521
(14) Mark NEWLANDS			
1			11:45:59.098
2	57.966	+0.626	11:46:57.064
3	57.340		11:47:54.404
4	58.083	+0.743	11:48:52.487
5	59.080	+1.740	11:49:51.567
(21) Robbie HARLEY TODD			
1			11:45:59.941
2	59.291	+1.287	11:46:59.232
3	58.890	+0.886	11:47:58.122

Lap	Lap Tm	Diff	Time of Day
4	58.307	+0.303	11:48:56.429
5	58.004		11:49:54.433
(7) Andy YOUNGER			
1			11:46:00.342
2	59.836	+2.149	11:47:00.178
3	59.311	+1.624	11:47:59.489
4	57.687		11:48:57.176
5	58.183	+0.496	11:49:55.359
(88) Graham PIRIE			
1			11:45:59.961
2	1:00.308	+2.187	11:47:00.269
3	59.055	+0.934	11:47:59.324
4	58.121		11:48:57.445
5	58.176	+0.055	11:49:55.621
(13) Alan PIRIE			
1			11:46:02.615
2	58.084	+0.183	11:47:00.699
3	58.979	+1.078	11:47:59.678
4	58.355	+0.454	11:48:58.033
5	57.901		11:49:55.934
(27) Ewan MacKINTOSH			
1			11:46:01.316
2	59.632	+1.580	11:47:00.948
3	59.027	+0.975	11:47:59.975
4	58.451	+0.399	11:48:58.426
5	58.052		11:49:56.478
(77) Stuart JACKSON			
1			11:46:04.510
2	1:00.737	+1.678	11:47:05.247
3	59.797	+0.738	11:48:05.044
4	59.059		11:49:04.103
5	59.315	+0.256	11:50:03.418
(90) David McNAIRN			
1			11:46:05.765
2	1:00.584	+1.096	11:47:06.349
3	59.617	+0.129	11:48:05.966
4	1:00.257	+0.769	11:49:06.223
5	59.488		11:50:05.711
(31) Mark IRONSIDE			
1			11:46:04.695
2	1:02.341	+3.233	11:47:07.036
3	1:00.101	+0.993	11:48:07.137
4	1:00.405	+1.297	11:49:07.542
5	59.108		11:50:06.650
(46) Davie HYND			
1			11:46:03.701
2	1:01.511	+1.336	11:47:05.212
3	1:00.901	+0.726	11:48:06.113
4	1:00.175		11:49:06.288
5	1:01.151	+0.976	11:50:07.439
(666) Clark FRASER			
1			11:46:06.245

Lap	Lap Tm	Diff	Time of Day
2	1:02.096	+2.023	11:47:08.341
3	1:01.256	+1.183	11:48:09.597
4	1:00.300	+0.227	11:49:09.897
5	1:00.073		11:50:09.970
(28) Mark WHITTAKER			
1			11:46:06.128
2	1:01.118	+0.219	11:47:07.246
3	1:01.001	+0.102	11:48:08.247
4	1:00.899		11:49:09.146
5	1:01.013	+0.114	11:50:10.159
(71) Chris COOK			
1			11:46:03.457
2	1:00.257	+1.536	11:47:03.714
3	58.721		11:48:02.435
(55) Iain BARRY			
1			11:45:57.262
2	57.593	+0.408	11:46:54.855
3	57.215	+0.030	11:47:52.070
4	57.185		11:48:49.255
5	57.981	+0.796	11:49:47.236

Clerk of the Course - Ian Forrest

Orbits 4

Sig. Time
 Chief Timekeeper - David Sharp (SMART)
 Times on www.mylaps.com & www.smart-timing.co.uk

www.amb-it.com
 www.mylaps.com
 Licensed to: SMART

Superstock 600

Knockhill 1.280 Miles

Race 1 - First Race

25/06/2011 11:40

Race (8 Laps) started at 11:44:55

Competitors	Laps				
	1	2	3	4	5
Roy HOUSTON (39)	1	39	39	39	39
Sean GILFILLAN (20)	2	20	20	20	30
Mike McLEAN (49)	3	49	49	49	20
Mark FEARN (30)	4	30	30	30	49
Iain BARRY (55)	5	55	9	9	9
Angus MEARNS (9)	6	9	55	66	66
Jon FROST (66)	7	66	66	55	36
Mark CUMMING (36)	8	36	14	14	36
Mark NEWLANDS (14)	9	14	36	36	14
Robbie HARLEY TODD (21)	10	21	21	21	21
Graham PIRIE (88)	11	88	7	88	7
Andy YOUNGER (7)	12	7	88	7	88
Ewan MacKINTOSH (27)	13	27	13	13	13
Alan PIRIE (13)	14	13	27	27	27
Chris COOK (71)	15	71	71	71	77
Davie HYND (46)	16	46	46	77	90
Stuart JACKSON (77)	17	77	77	90	46
Mark IRONSIDE (31)	18	31	90	46	31
David McNAIRN (90)	19	90	31	31	28
Mark WHITTAKER (28)	20	28	28	28	666
Clark FRASER (666)	21	666	666	666	
-	22				

KMSC Motorcycle racing (3)

Superstock 600

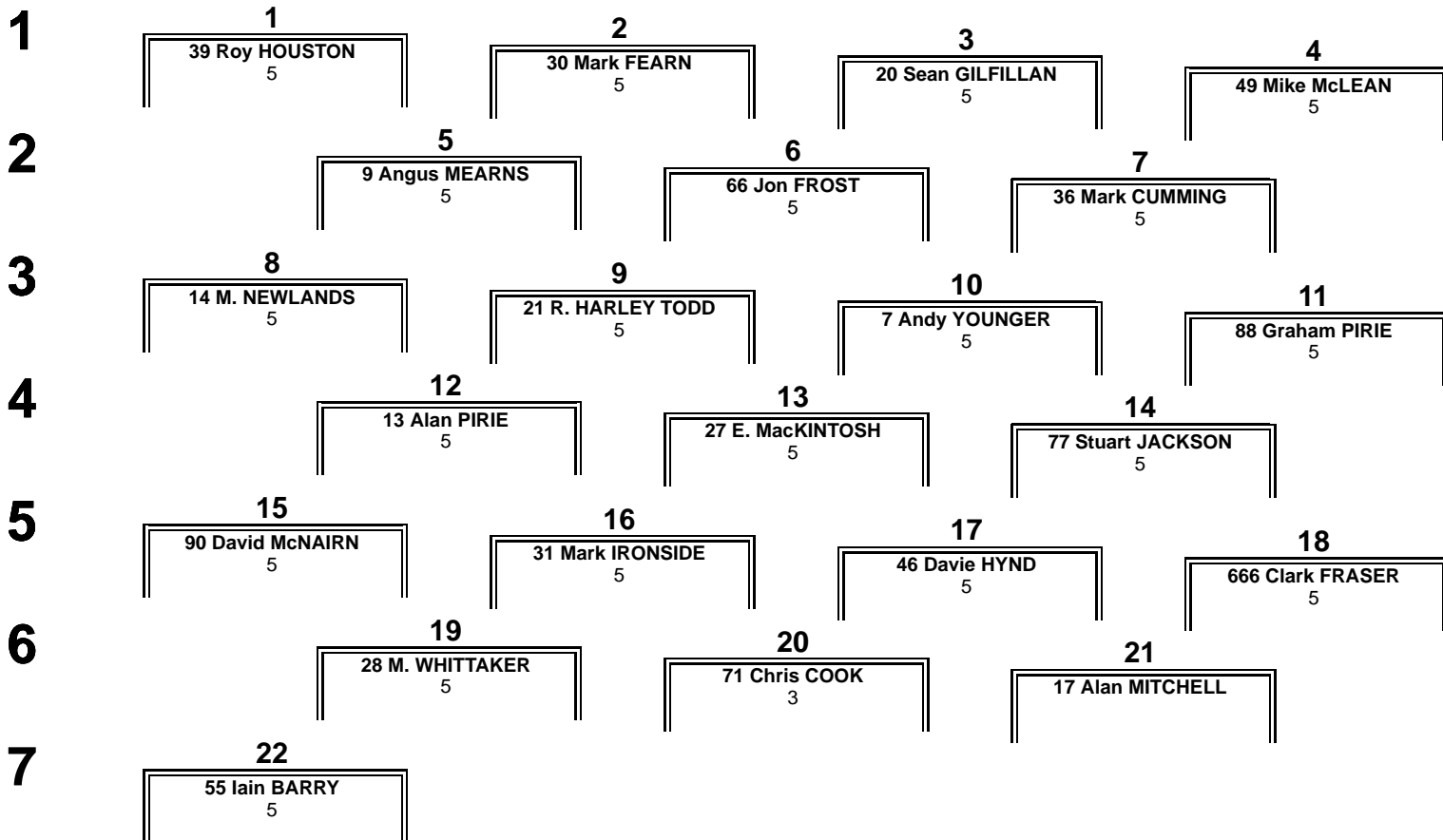
Knockhill 1.280 Miles

Race 6- Second Race

25/06/2011 14:00

Race (10 Laps)

POLE POSITION



Classics & Formula 125

Knockhill 1.280 Miles

Race 2 - First Race

25/06/2011 12:00

Race (10 Laps) started at 12:09:15

Pos	No.	Name	Make/Model	CC	Class Cod	Laps	Total Tm	Diff	Best Tm	Best Spd
1	153	John MacFARLENE	Suzuki GSXR	125	PCS	10	10:28.115		58.649	78.569
2	35	Martin HARRISON	Suzuki GSXR	1000	PCS	10	10:44.152	16.037	1:01.351	75.109
3	49	Paul McCLUNG	Aprilla RS	125	F125	10	10:56.479	28.364	1:03.925	72.084
4	100	Ruairi DAVIDSON	Aprilla RS	125	F125	10	11:23.209	55.094	1:06.020	69.797
5	77	Jason VERNON	Aprilla RS	125	F125	10	11:23.362	55.247	1:06.572	69.218
6	75	Harry PULLAR	Aprilla RS	125	F125	9	10:38.955	1 Lap	1:09.103	66.683
7	138	David DICK	Honda NC24	400	PCJ	8	10:30.614	2 Laps	1:13.659	62.559
8	79	Ashley ROBSON	Aprilla RS	125	F125	8	11:03.147	2 Laps	1:19.672	57.837
9	5	Zac ROBSON	Aprilla RS	125	F125	8	11:08.497	2 Laps	1:20.573	57.190
Not classified ()										
DNF	6	Lewis ROLLO	Aprilla RS	125	F125	9	10:16.241	DNF	1:06.695	69.091
DNF	50	Tom DARRIE	Suzuki GSXR	1000	PCS	4	4:25.352	DNF	1:00.113	76.656
DNF	152	Cameron CAUSTON	Aprilla RS	125	F125	1	2:03.156	DNF		-
DNS	23	Jed HEATH	Suzuki GSXR	125	PCS			DNS		-
DNS	11	Sandy ROBERTSON	Yamaha TZ	350	PCJ			DNS		-
DNS	8	Robin LAMB	Yamaha TZ	250	PCJ			DNS		-
DNS	55	Ian THOMPSON	Yamaha TZ	350	PCJ			DNS		-

Margin of Victory	Avg. Speed	Best Lap Tm	Best Spd	Best Lap by
16.037	73.362	58.649	78.569	153 - John MacFARLENE

Clerk of the Course - Ian Forrest

Orbits 4

Sig. ime

www.amb-it.com

Chief Timekeeper - David Sharp (SMART)

www.mylaps.com

Times on www.mylaps.com & www.smart-timing.co.uk

Licensed to: SMART

KMSC Motorcycle racing (3)

Classics & Formula 125

Knockhill 1.280 Miles

Race 2 - First Race

25/06/2011 12:00

Race (10 Laps) started at 12:09:15



Lap	Lap Tm	Diff	Time of Day
(153) John MacFARLENE			
1			12:10:39.661
2	1:00.331	+1.682	12:11:39.992
3	1:00.732	+2.083	12:12:40.724
4	59.726	+1.077	12:13:40.450
5	1:05.184	+6.535	12:14:45.634
6	1:00.382	+1.733	12:15:46.016
7	58.649		12:16:44.665
8	59.020	+0.371	12:17:43.685
9	1:00.943	+2.294	12:18:44.628
10	58.783	+0.134	12:19:43.411

Lap	Lap Tm	Diff	Time of Day
(35) Martin HARRISON			
1			12:10:40.451
2	1:01.965	+0.614	12:11:42.416
3	1:02.394	+1.043	12:12:44.810
4	1:02.117	+0.766	12:13:46.927
5	1:02.332	+0.981	12:14:49.259
6	1:03.135	+1.784	12:15:52.394
7	1:01.351		12:16:53.745
8	1:02.179	+0.828	12:17:55.924
9	1:01.816	+0.465	12:18:57.740
10	1:01.708	+0.357	12:19:59.448

Lap	Lap Tm	Diff	Time of Day
(49) Paul McCLUNG			
1			12:10:24.421
2	1:05.781	+1.856	12:11:30.202
3	1:05.048	+1.123	12:12:35.250
4	1:04.503	+0.578	12:13:39.753
5	1:05.324	+1.399	12:14:45.077
6	1:05.618	+1.693	12:15:50.695
7	1:07.765	+3.840	12:16:58.460
8	1:04.565	+0.640	12:18:03.025
9	1:03.925		12:19:06.950
10	1:04.825	+0.900	12:20:11.775

Lap	Lap Tm	Diff	Time of Day
(100) Ruairi DAVIDSON			
1			12:10:27.069
2	1:09.892	+3.872	12:11:36.961
3	1:08.862	+2.842	12:12:45.823
4	1:07.129	+1.109	12:13:52.952
5	1:06.020		12:14:58.972
6	1:10.902	+4.882	12:16:09.874
7	1:07.903	+1.883	12:17:17.777
8	1:07.059	+1.039	12:18:24.836
9	1:07.437	+1.417	12:19:32.273
10	1:06.232	+0.212	12:20:38.505

Lap	Lap Tm	Diff	Time of Day
(77) Jason VERNON			
1			12:10:27.543
2	1:08.216	+1.644	12:11:35.759
3	1:07.747	+1.175	12:12:43.506
4	1:07.265	+0.693	12:13:50.771
5	1:07.031	+0.459	12:14:57.802
6	1:13.506	+6.934	12:16:11.308
7	1:06.572		12:17:17.880
8	1:07.043	+0.471	12:18:24.923
9	1:06.711	+0.139	12:19:31.634
10	1:07.024	+0.452	12:20:38.658

Lap	Lap Tm	Diff	Time of Day
(75) Harry PULLAR			
1			12:10:26.219
2	1:09.353	+0.250	12:11:35.572
3	1:12.031	+2.928	12:12:47.603
4	1:10.172	+1.069	12:13:57.775
5	1:11.117	+2.014	12:15:08.892
6	1:10.617	+1.514	12:16:19.509
7	1:14.272	+5.169	12:17:33.781
8	1:09.103		12:18:42.884
9	1:11.367	+2.264	12:19:54.251

Lap	Lap Tm	Diff	Time of Day
(138) David DICK			
1			12:10:59.872
2	1:13.659		12:12:13.531
3	1:17.046	+3.387	12:13:30.577
4	1:13.919	+0.260	12:14:44.496
5	1:16.435	+2.776	12:16:00.931
6	1:15.275	+1.616	12:17:16.206
7	1:14.139	+0.480	12:18:30.345
8	1:15.565	+1.906	12:19:45.910

Lap	Lap Tm	Diff	Time of Day
(79) Ashley ROBSON			
1			12:10:45.711
2	1:24.386	+4.714	12:12:10.097
3	1:23.065	+3.393	12:13:33.162
4	1:22.007	+2.335	12:14:55.169
5	1:22.327	+2.655	12:16:17.496
6	1:21.416	+1.744	12:17:38.912
7	1:19.859	+0.187	12:18:58.771
8	1:19.672		12:20:18.443

Lap	Lap Tm	Diff	Time of Day
(5) Zac ROBSON			
1			12:10:46.766
2	1:24.946	+4.373	12:12:11.712
3	1:23.005	+2.432	12:13:34.717
4	1:23.056	+2.483	12:14:57.773
5	1:23.245	+2.672	12:16:21.018
6	1:20.779	+0.206	12:17:41.797
7	1:20.573		12:19:02.370
8	1:21.423	+0.850	12:20:23.793

Lap	Lap Tm	Diff	Time of Day
(6) Lewis ROLLO			
1			12:10:26.996
2	1:08.899	+2.204	12:11:35.895
3	1:07.138	+0.443	12:12:43.033
4	1:07.143	+0.448	12:13:50.176
5	1:07.150	+0.455	12:14:57.326
6	1:12.647	+5.952	12:16:09.973
7	1:07.208	+0.513	12:17:17.181
8	1:07.661	+0.966	12:18:24.842
9	1:06.695		12:19:31.537

Lap	Lap Tm	Diff	Time of Day
(50) Tom DARRIE			
1			12:10:37.368
2	1:00.432	+0.319	12:11:37.800
3	1:02.735	+2.622	12:12:40.535
4	1:00.113		12:13:40.648

Lap	Lap Tm	Diff	Time of Day
(152) Cameron CAUSTON			
1			12:11:18.452

Clerk of the Course - Ian Forrest

Orbits 4

Sig. ime

www.amb-it.com

Chief Timekeeper - David Sharp (SMART)

www.mylaps.com

Times on www.mylaps.com & www.smart-timing.co.uk

Licensed to: SMART

Classics & Formula 125

Knockhill 1.280 Miles

Race 2 - First Race

25/06/2011 12:00

Race (10 Laps) started at 12:09:15

Competitors	Laps										
	1	2	3	4	5	6	7	8	9	10	
Paul McCLUNG (49)	1	49	49	49	49	49	153	153	153	153	153
Harry PULLAR (75)	2	75	75	50	153	153	49	35	35	35	35
Lewis ROLLO (6)	3	6	77	153	50	35	35	49	49	49	49
Ruairi DAVIDSON (100)	4	100	6	6	35	6	100	6	100	6	100
Jason VERNON (77)	5	77	100	77	6	77	6	100	6	77	77
Tom DARRIE (50)	6	50	50	35	77	100	77	77	77	100	
John MacFARLENE (153)	7	153	153	100	100	75	75	75	75	75	
Martin HARRISON (35)	8	35	35	75	75	138	138	138	138		
Ashley ROBSON (79)	9	79	79	138	138	79	79	79	79		
Zac ROBSON (5)	10	5	5	79	79	5	5	5	5		
David DICK (138)	11	138	138	5	5						
Cameron CAUSTON (152)	12	152									
-	13										
-	14										
-	15										
-	16										

KMSC Motorcycle racing (3)

Classics & Formula 125

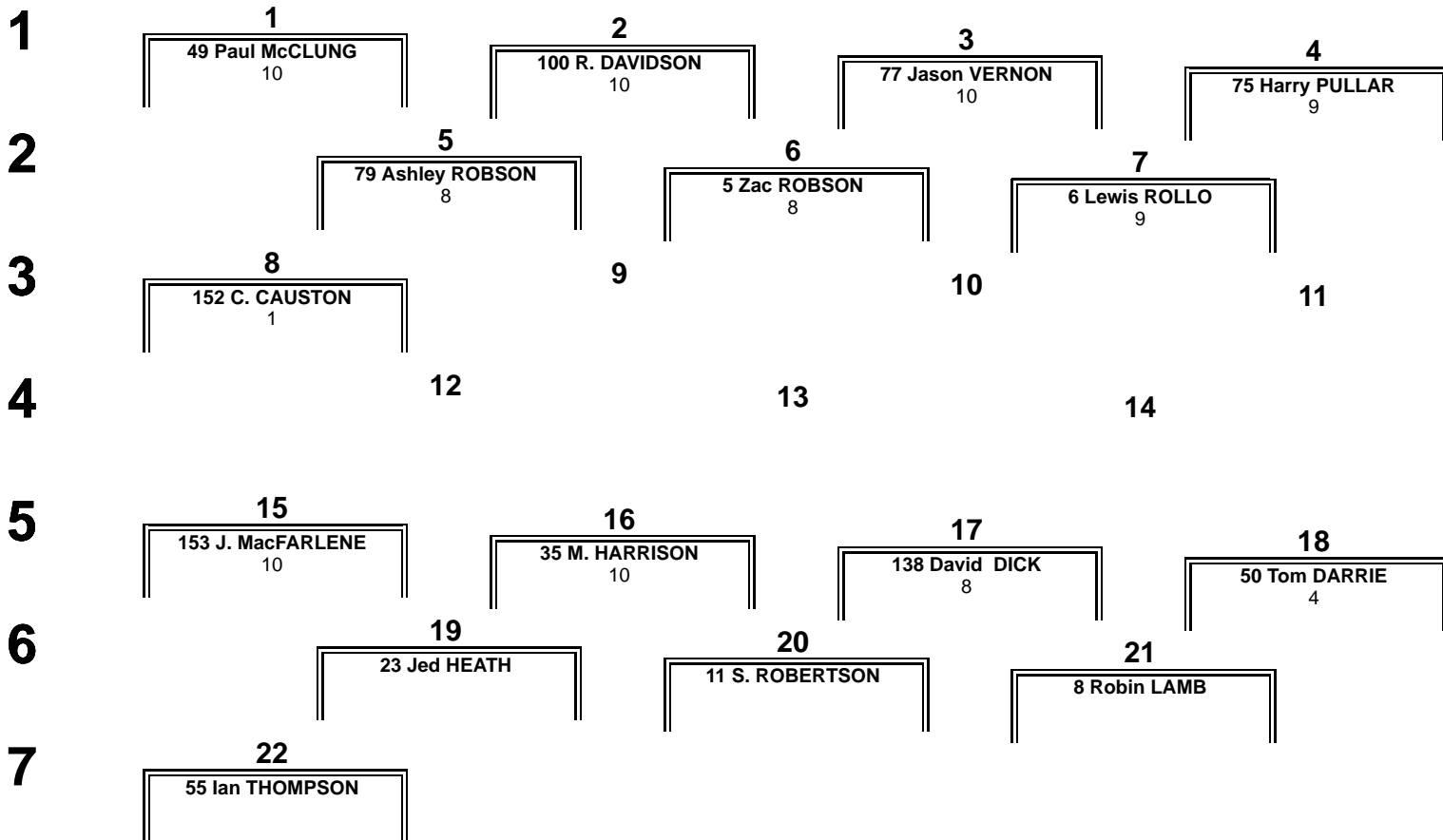
Knockhill 1.280 Miles

Race 8 - Second Race

25/06/2011 14:40

Race (10 Laps)

POLE POSITION



Knockhill Superbikes

Knockhill 1.280 Miles

Race 3 - First Race

25/06/2011 13:00

Race (8 Laps) started at 13:15:02

Pos	No.	Name	Make/Model	CC	Class Cod	Laps	Total Tm	Diff	Best Tm	Best Spd
1	25	Dennis HOBBS	BMW S100RR	1000	SB	8	6:59.722		51.429	89.599
2	79	Bruce BIRNIE	BMW S100RR	1000	SB	8	7:01.566	1.844	52.002	88.612
3	179	Andrew TASKER	Kawasaki ZX10R	1000	SB	8	7:02.093	2.371	51.947	88.706
4	3	Adrian CLARK	Honda CBR RR	1000	SB	8	7:02.869	3.147	51.560	89.372
5	78	Mike KEITH	Suzuki GSXR	1000	SB	8	7:11.576	11.854	53.321	86.420
6	14	Stuart ANDERSON	Yamaha R1	1000	SB	8	7:16.528	16.806	53.288	86.474
7	48	Andy BELBY	Honda Fireblade	1000	SB	8	7:18.700	18.978	53.791	85.665
8	107	Calum McDONALD	Ducati	1098	C	8	7:21.782	22.060	54.138	85.116

Announcements

New Track Record (54.138) for KMSC Clubmans by Calum McDONALD.

Margin of Victory	Avg. Speed	Best Lap Tm	Best Spd	Best Lap by
1.844	87.830	51.429	89.599	25 - Dennis HOBBS

Clerk of the Course - Ian Forrest

Orbits 4

Sig. Time

www.amb-it.com

Chief Timekeeper - David Sharp (SMART)

www.mylaps.com

Times on www.mylaps.com & www.smart-timing.co.uk

Licensed to: SMART

KMSC Motorcycle racing (3)

Knockhill Superbikes

Knockhill 1.280 Miles

Race 3 - First Race

25/06/2011 13:00

Race (8 Laps) started at 13:15:02

Lap	Lap Tm	Diff	Time of Day
(25) Dennis HOBBS			
1			13:15:59.503
2	52.170	+0.741	13:16:51.674
3	51.945	+0.516	13:17:43.619
4	51.429		13:18:35.048
5	51.712	+0.283	13:19:26.760
6	51.717	+0.288	13:20:18.477
7	52.046	+0.617	13:21:10.523
8	52.096	+0.667	13:22:02.619

Lap	Lap Tm	Diff	Time of Day
(79) Bruce BIRNIE			
1			13:15:58.443
2	53.010	+1.008	13:16:51.453
3	52.461	+0.459	13:17:43.914
4	52.002		13:18:35.916
5	52.008	+0.006	13:19:27.924
6	52.309	+0.307	13:20:20.233
7	52.205	+0.203	13:21:12.438
8	52.025	+0.023	13:22:04.463

Lap	Lap Tm	Diff	Time of Day
(179) Andrew TASKER			
1			13:15:58.803
2	52.758	+0.811	13:16:51.561
3	52.722	+0.775	13:17:44.283
4	52.270	+0.323	13:18:36.553
5	51.947		13:19:28.500
6	52.220	+0.273	13:20:20.720
7	52.152	+0.205	13:21:12.872
8	52.118	+0.171	13:22:04.990


Lap	Lap Tm	Diff	Time of Day
(3) Adrian CLARK			
1			13:16:00.332
2	53.008	+1.448	13:16:53.340
3	52.657	+1.097	13:17:45.997
4	52.352	+0.792	13:18:38.349
5	51.911	+0.351	13:19:30.260
6	51.842	+0.282	13:20:22.102
7	52.104	+0.544	13:21:14.206
8	51.560		13:22:05.766

Lap	Lap Tm	Diff	Time of Day
(78) Mike KEITH			
1			13:15:59.974
2	53.321		13:16:53.295
3	53.657	+0.336	13:17:46.952
4	53.836	+0.515	13:18:40.788
5	53.428	+0.107	13:19:34.216
6	53.468	+0.147	13:20:27.684
7	53.367	+0.046	13:21:21.051
8	53.422	+0.101	13:22:14.473

Lap	Lap Tm	Diff	Time of Day
(14) Stuart ANDERSON			
1			13:16:01.143
2	54.391	+1.103	13:16:55.534
3	54.177	+0.889	13:17:49.711
4	53.680	+0.392	13:18:43.391
5	54.911	+1.623	13:19:38.302
6	53.501	+0.213	13:20:31.803
7	53.288		13:21:25.091
8	54.334	+1.046	13:22:19.425

Lap	Lap Tm	Diff	Time of Day
(48) Andy BELBY			
1			13:16:01.694
2	54.578	+0.787	13:16:56.272
3	54.415	+0.624	13:17:50.687
4	54.456	+0.665	13:18:45.143
5	54.425	+0.634	13:19:39.568
6	54.194	+0.403	13:20:33.762
7	53.791		13:21:27.553
8	54.044	+0.253	13:22:21.597

Lap	Lap Tm	Diff	Time of Day
(107) Calum McDONALD			
1			13:16:02.649
2	54.917	+0.779	13:16:57.566
3	54.868	+0.730	13:17:52.434
4	54.546	+0.408	13:18:46.980
5	54.805	+0.667	13:19:41.785
6	54.202	+0.064	13:20:35.987
7	54.554	+0.416	13:21:30.541
8	54.138		13:22:24.679



Clerk of the Course - Ian Forrest

Orbits 4

Sig. Time

www.amb-it.com

Chief Timekeeper - David Sharp (SMART)

www.mylaps.com

Times on www.mylaps.com & www.smart-timing.co.uk

Licensed to: SMART

Knockhill Superbikes

Knockhill 1.280 Miles

Race 3 - First Race

25/06/2011 13:00

Race (8 Laps) started at 13:15:02

Competitors	Laps								
	1	2	3	4	5	6	7	8	
Bruce BIRNIE (79)	1	79	79	25	25	25	25	25	25
Andrew TASKER (179)	2	179	179	79	79	79	79	79	79
Dennis HOBBS (25)	3	25	25	179	179	179	179	179	179
Mike KEITH (78)	4	78	78	3	3	3	3	3	3
Adrian CLARK (3)	5	3	3	78	78	78	78	78	78
Stuart ANDERSON (14)	6	14	14	14	14	14	14	14	14
Andy BELBY (48)	7	48	48	48	48	48	48	48	48
Calum McDONALD (107)	8	107	107	107	107	107	107	107	107

KMSC Motorcycle racing (3)

Knockhill Superbikes

Race 9 - Second Race

Race (10 Laps)

Knockhill 1.280 Miles

25/06/2011 15:00

POLE POSITION

1

1

25 Dennis HOBBS

8

2

79 Bruce BIRNIE

8

3

179 A. TASKER

8

4

3 Adrian CLARK

8

2

5

78 Mike KEITH

8

6

14 S. ANDERSON

8

7

48 Andy BELBY

8

3

8

107 C. McDONALD

8

Formula 400, Minitwins & GP125

Knockhill 1.280 Miles

Race 4 - First Race

25/06/2011 13:20

Race (10 Laps) started at 13:28:08

Pos	No.	Name	Make/Model	CC	Class Cod	Laps	Total Tm	Diff	Best Tm	Best Spd
1	69	Jordan FLEMING	Suzuki SV	650	MT	10	9:34.680		56.206	81.984
2	93	Gordon MaAVOY	Suzuki SV650	650	MT	10	9:36.594	1.914	56.747	81.203
3	66	Jon FROST	Yamaha FZR	400	F4	10	9:37.105	2.425	56.352	81.772
4	55	Tom ROBINSON	Yamaha FZR	400	F4	10	9:38.428	3.748	56.094	82.148
5	92	Owen FOZZARD	Kawasaki ZXR	400	F4	10	9:38.600	3.920	57.127	80.662
6	97	Sammi TASKER	Honda RS	125	GP	10	9:46.246	11.566	57.334	80.371
7	121	Callum PATERSON	Suzuki SV650	650	MT	10	9:59.135	24.455	58.757	78.425
8	35	Martin HARRISON	Kawasaki ER650	650	MT	10	9:59.361	24.681	58.885	78.254
9	10	Gavin DONALD	Suzuki SV650	650	MT	10	10:05.643	30.963	58.801	78.366
10	151	Dave WORKMAN	Kawasaki ZXR	400	F4	10	10:18.553	43.873	1:00.404	76.286
11	13	Andrew BARTON	Yamaha FZR	400	F4	10	10:19.302	44.622	1:00.294	76.426
12	21	Grant REID	Kawasaki ZXR	400	F4	10	10:19.897	45.217	1:00.231	76.505
13	60	Douglas BROWN	Kawasaki ZXR	400	F4	10	10:20.193	45.513	1:00.944	75.610
14	39	Stuart HAMILTON	Kawasaki ZXR	400	F4	10	10:27.642	52.962	1:00.564	76.085
15	23	James ROBERTSON	Yamaha FRZ	400	F4	10	10:29.829	55.149	1:01.343	75.119
16	29	Duncan LANGTON	Yamaha ZXR	400	F4	10	10:31.956	57.276	1:02.022	74.296
17	12	Brent NICHOL	Suzuki SV650	650	MT	10	10:32.077	57.397	1:01.957	74.374
18	71	David SCOTT	Kawasaki ZXR	400	F4	10	10:34.830	1:00.150	1:01.813	74.547
19	27	John EASTON	Kawasaki ER650	600	MT	9	9:41.537	1 Lap	1:02.885	73.277
20	118	Rod WALKER	Kawasaki ZXR	400	F4	9	9:57.088	1 Lap	1:03.618	72.432
DNF	90	David McNAIRN	Kawasaki ZXR	650	F4	6	6:15.670	DNF	1:00.629	76.003
DNF	2	Max ALEXANDER	Honda RS	125	GP	3	3:53.203	DNF	1:06.591	69.199
DNF	48	David McCAFFERTY	Motor Bike		F4	1	1:01.696	DNF		-
DNF	81	Ryan WATSON	Motor Bike	400	GP	1	1:18.615	DNF		-

Not classified ()

DNS	11	Kevin NICHOL	Suzuki SV650	650	MT			DNS		-
DNS	32	Alan HOWITSON	Yamaha FZR	400	F4			DNS		-
DNS	63	Fraser CAMERON	Kawaski ZXR	400	F4			DNS		-

Margin of Victory	Avg. Speed	Best Lap Tm	Best Spd	Best Lap by
1.914	80.184	56.094	82.148	55 - Tom ROBINSON

Clerk of the Course - Ian Forrest

Orbits 4

Sig. ime

www.amb-it.com

Chief Timekeeper - David Sharp (SMART)

www.mylaps.com

Times on www.mylaps.com & www.smart-timing.co.uk

Licensed to: SMART

KMSC Motorcycle racing (3)

Formula 400, Minitwins & GP125

Knockhill 1.280 Miles

Race 4 - First Race

25/06/2011 13:20

Race (10 Laps) started at 13:28:08

Lap	Lap Tm	Diff	Time of Day
(69) Jordan FLEMING			
1			13:29:10.911
2	57.680	+1.474	13:30:08.591
3	58.130	+1.924	13:31:06.721
4	57.049	+0.843	13:32:03.770
5	57.107	+0.901	13:33:00.877
6	57.153	+0.947	13:33:58.030
7	56.389	+0.183	13:34:54.419
8	56.439	+0.233	13:35:50.858
9	56.535	+0.329	13:36:47.393
10	56.206		13:37:43.599

(93) Gordon MaAVOY			
1			13:29:10.043
2	58.053	+1.306	13:30:08.096
3	57.419	+0.672	13:31:05.515
4	57.544	+0.797	13:32:03.059
5	57.606	+0.859	13:33:00.665
6	57.028	+0.281	13:33:57.693
7	57.036	+0.289	13:34:54.729
8	56.812	+0.065	13:35:51.541
9	56.747		13:36:48.288
10	57.225	+0.478	13:37:45.513

(66) Jon FROST			
1			13:29:11.441
2	57.478	+1.126	13:30:08.919
3	57.481	+1.129	13:31:06.400
4	57.669	+1.317	13:32:04.069
5	57.010	+0.658	13:33:01.079
6	56.844	+0.492	13:33:57.923
7	57.142	+0.790	13:34:55.065
8	57.284	+0.932	13:35:52.349
9	56.352		13:36:48.701
10	57.323	+0.971	13:37:46.024

(55) Tom ROBINSON			
1			13:29:12.133
2	57.896	+1.802	13:30:10.029
3	57.615	+1.521	13:31:07.644
4	56.926	+0.832	13:32:04.570
5	57.290	+1.196	13:33:01.860
6	56.907	+0.813	13:33:58.767
7	56.774	+0.680	13:34:55.541
8	57.528	+1.434	13:35:53.069
9	56.094		13:36:49.163
10	58.184	+2.090	13:37:47.347

(92) Owen FOZZARD			
1			13:29:10.505
2	57.142	+0.015	13:30:07.647
3	57.494	+0.367	13:31:05.141
4	57.564	+0.437	13:32:02.705
5	57.264	+0.137	13:32:59.969
6	57.361	+0.234	13:33:57.330
7	57.564	+0.437	13:34:54.894
8	57.127		13:35:52.021
9	57.331	+0.204	13:36:49.352
10	58.167	+1.040	13:37:47.519

(97) Sammi TASKER			
1			13:29:12.820
2	58.245	+0.911	13:30:11.065
3	57.860	+0.526	13:31:08.925
4	57.500	+0.166	13:32:06.425
5	57.334		13:33:03.759
6	57.692	+0.358	13:34:01.451
7	57.687	+0.353	13:34:59.138
8	58.641	+1.307	13:35:57.779
9	58.275	+0.941	13:36:56.054
10	59.111	+1.777	13:37:55.165

(121) Callum PATERSON			
1			13:29:13.825
2	1:00.948	+2.191	13:30:14.773
3	1:00.030	+1.273	13:31:14.803
4	59.401	+0.644	13:32:14.204
5	59.336	+0.579	13:33:13.540
6	58.954	+0.197	13:34:12.494
7	58.888	+0.131	13:35:11.382
8	59.145	+0.388	13:36:10.527
9	58.770	+0.013	13:37:09.297
10	58.757		13:38:08.054

(35) Martin HARRISON			
1			13:29:13.705
2	1:00.144	+1.259	13:30:13.849
3	59.265	+0.380	13:31:13.114
4	59.326	+0.441	13:32:12.440
5	58.885		13:33:11.325
6	59.144	+0.259	13:34:10.469
7	59.300	+0.415	13:35:09.769
8	59.321	+0.436	13:36:09.090
9	59.105	+0.220	13:37:08.195
10	1:00.085	+1.200	13:38:08.280

(10) Gavin DONALD			
1			13:29:15.882
2	1:02.140	+3.339	13:30:18.022
3	1:01.528	+2.727	13:31:19.550
4	59.913	+1.112	13:32:19.463
5	59.447	+0.646	13:33:18.910
6	59.193	+0.392	13:34:18.103
7	59.375	+0.574	13:35:17.478
8	58.801		13:36:16.279
9	58.909	+0.108	13:37:15.188
10	59.374	+0.573	13:38:14.562

(151) Dave WORKMAN			
1			13:29:16.239
2	1:02.303	+1.899	13:30:18.542
3	1:01.386	+0.982	13:31:19.928
4	1:01.531	+1.127	13:32:21.459
5	1:01.964	+1.560	13:33:23.423
6	1:00.404		13:34:23.827
7	1:00.692	+0.288	13:35:24.519
8	1:00.889	+0.485	13:36:25.408
9	1:01.465	+1.061	13:37:26.873
10	1:00.599	+0.195	13:38:27.472

(13) Andrew BARTON			
---------------------------	--	--	--

1			13:29:16.239
2	1:03.563	+3.269	13:30:19.802
3	1:01.073	+0.779	13:31:20.875
4	1:01.259	+0.965	13:32:22.134
5	1:01.667	+1.373	13:33:23.801
6	1:01.104	+0.810	13:34:24.905
7	1:00.854	+0.560	13:35:25.759
8	1:01.399	+1.105	13:36:27.158
9	1:00.294		13:37:27.452
10	1:00.769	+0.475	13:38:28.221

(21) Grant REID			
1			13:29:17.998
2	1:02.962	+2.731	13:30:20.960
3	1:02.344	+2.113	13:31:23.304
4	1:01.436	+1.205	13:32:24.740
5	1:00.986	+0.755	13:33:25.726
6	1:00.837	+0.606	13:34:26.563
7	1:01.010	+0.779	13:35:27.573
8	1:00.541	+0.310	13:36:28.114
9	1:00.471	+0.240	13:37:28.585
10	1:00.231		13:38:28.816

(60) Douglas BROWN			
1			13:29:15.848
2	1:02.169	+1.225	13:30:18.017
3	1:01.755	+0.811	13:31:19.772
4	1:01.246	+0.302	13:32:21.018
5	1:01.778	+0.834	13:33:22.796
6	1:00.944		13:34:23.740
7	1:02.053	+1.109	13:35:25.793
8	1:01.094	+0.150	13:36:26.887
9	1:01.262	+0.318	13:37:28.149
10	1:00.963	+0.019	13:38:29.112

(39) Stuart HAMILTON			
1			13:29:19.702
2	1:03.326	+2.762	13:30:23.028
3	1:02.403	+1.839	13:31:25.431
4	1:01.960	+1.396	13:32:27.391
5	1:01.828	+1.264	13:33:29.219
6	1:01.979	+1.415	13:34:31.198
7	1:02.741	+2.177	13:35:33.939
8	1:01.217	+0.653	13:36:35.156
9	1:00.841	+0.277	13:37:35.997
10	1:00.564		13:38:36.561

(23) James ROBERTSON			
1			13:29:18.857
2	1:04.053	+2.710	13:30:22.910
3	1:01.683	+0.340	13:31:24.593
4	1:02.402	+1.059	13:32:26.995
5	1:01.659	+0.316	13:33:28.654
6	1:02.289	+0.946	13:34:30.943
7	1:03.226	+1.883	13:35:34.169
8	1:01.847	+0.504	13:36:36.016
9	1:01.343		13:37:37.359
10	1:01.389	+0.046	13:38:38.748

(29) Duncan LANGTON			
1			13:29:17.612

Clerk of the Course - Ian Forrest

Orbits 4

Sig. ime

www.amb-it.com

Chief Timekeeper - David Sharp (SMART)

www.mylaps.com

Times on www.mylaps.com & www.smart-timing.co.uk

Licensed to: SMART

KMSC Motorcycle racing (3)

Formula 400, Minitwins & GP125

Knockhill 1.280 Miles

Race 4 - First Race

25/06/2011 13:20

Race (10 Laps) started at 13:28:08

Lap	Lap Tm	Diff	Time of Day
2	1:02.570	+0.548	13:30:20.182
3	1:02.118	+0.096	13:31:22.300
4	1:02.712	+0.690	13:32:25.012
5	1:02.255	+0.233	13:33:27.267
6	1:03.058	+1.036	13:34:30.325
7	1:03.477	+1.455	13:35:33.802
8	1:03.019	+0.997	13:36:36.821
9	1:02.032	+0.010	13:37:38.853
10	1:02.022		13:38:40.875
<hr/>			
(12) Brent NICHOL			
1			13:29:17.058
2	1:03.177	+1.220	13:30:20.235
3	1:03.242	+1.285	13:31:23.477
4	1:02.761	+0.804	13:32:26.238
5	1:02.212	+0.255	13:33:28.450
6	1:02.799	+0.842	13:34:31.249
7	1:03.080	+1.123	13:35:34.329
8	1:02.614	+0.657	13:36:36.943
9	1:02.096	+0.139	13:37:39.039
10	1:01.957		13:38:40.996
<hr/>			
(71) David SCOTT			
1			13:29:19.339
2	1:03.692	+1.879	13:30:23.031
3	1:03.791	+1.978	13:31:26.822
4	1:02.454	+0.641	13:32:29.276
5	1:02.407	+0.594	13:33:31.683
6	1:03.161	+1.348	13:34:34.844
7	1:02.389	+0.576	13:35:37.233
8	1:02.802	+0.989	13:36:40.035
9	1:01.813		13:37:41.848
10	1:01.901	+0.088	13:38:43.749
<hr/>			
(27) John EASTON			
1			13:29:21.204
2	1:04.278	+1.393	13:30:25.482
3	1:03.965	+1.080	13:31:29.447
4	1:03.528	+0.643	13:32:32.975
5	1:02.885		13:33:35.860
6	1:03.935	+1.050	13:34:39.795
7	1:02.980	+0.095	13:35:42.775
8	1:02.895	+0.010	13:36:45.670
9	1:04.786	+1.901	13:37:50.456
<hr/>			
(118) Rod WALKER			
1			13:29:29.590
2	1:06.003	+2.385	13:30:35.593
3	1:05.801	+2.183	13:31:41.394
4	1:04.324	+0.706	13:32:45.718
5	1:04.280	+0.662	13:33:49.998
6	1:03.862	+0.244	13:34:53.860
7	1:04.787	+1.169	13:35:58.647
8	1:03.618		13:37:02.265
9	1:03.742	+0.124	13:38:06.007
<hr/>			
(90) David McNAIRN			
1			13:29:18.463
2	1:02.354	+1.725	13:30:20.817
3	1:01.549	+0.920	13:31:22.366
4	1:00.629		13:32:22.995

Lap	Lap Tm	Diff	Time of Day
5	1:00.670	+0.041	13:33:23.665
6	1:00.924	+0.295	13:34:24.589
<hr/>			
(2) Max ALEXANDER			
1			13:29:28.416
2	1:06.591		13:30:35.007
3	1:27.115	+20.524	13:32:02.122
<hr/>			
(48) David McCAFFERTY			
1			13:29:10.615
<hr/>			
(81) Ryan WATSON			
1			13:29:27.534

Lap	Lap Tm	Diff	Time of Day
-----	--------	------	-------------

Clerk of the Course - Ian Forrest

Orbits 4

Sig. ime

www.amb-it.com

Chief Timekeeper - David Sharp (SMART)

www.mylaps.com

Times on www.mylaps.com & www.smart-timing.co.uk

Licensed to: SMART

Formula 400, Minitwins & GP125

Knockhill 1.280 Miles

Race 4 - First Race

25/06/2011 13:20

Race (10 Laps) started at 13:28:08

Competitors	Laps									
	1	2	3	4	5	6	7	8	9	10
Gordon MaAVOY (93)	1	93	92	92	92	92	69	69	69	69
Owen FOZZARD (92)	2	92	93	93	93	93	93	93	93	93
David McCAFFERTY (48)	3	48	69	66	69	69	66	92	92	66
Jordan FLEMING (69)	4	69	66	69	66	66	69	66	66	55
Jon FROST (66)	5	66	55	55	55	55	55	55	92	92
Tom ROBINSON (55)	6	55	97	97	97	97	97	97	97	97
Sammi TASKER (97)	7	97	35	35	35	35	35	35	35	121
Martin HARRISON (35)	8	35	121	121	121	121	121	121	121	35
Callum PATERSON (121)	9	121	60	10	10	10	10	10	10	10
Douglas BROWN (60)	10	60	10	60	60	60	151	151	151	151
Gavin DONALD (10)	11	10	151	151	151	151	13	60	13	13
Dave WORKMAN (151)	12	151	13	13	90	90	60	13	60	21
Andrew BARTON (13)	13	13	29	29	90	13	13	21	21	60
Brent NICHOL (12)	14	12	12	90	21	21	21	29	39	39
Duncan LANGTON (29)	15	29	90	21	29	29	29	39	23	23
Grant REID (21)	16	21	21	12	12	12	23	23	29	29
David McNAIRN (90)	17	90	23	23	23	39	12	12	12	12
James ROBERTSON (23)	18	23	39	39	39	12	71	71	71	71
David SCOTT (71)	19	71	71	71	71	71	27	27	27	
Stuart HAMILTON (39)	20	39	27	27	27	27	118	118	118	
John EASTON (27)	21	27	2	118	118	118	118			
Ryan WATSON (81)	22	81	118	2						
Max ALEXANDER (2)	23	2								
Rod WALKER (118)	24	118								
-	25									
-	26									
-	27									

KMSC Motorcycle racing (3)

Formula 400, Minitwins & GP125

Knockhill 1.280 Miles

Race 10 - Second Race

25/06/2011 15:20

Race (10 Laps)

POLE POSITION

1	1 69 J. FLEMING 10	2 93 G. MaAVOY 10	3 66 Jon FROST 10	4 55 Tom ROBINSON 10
2	5 92 Owen FOZZARD 10	6 97 Sammi TASKER 10	7 121 C. PATERSON 10	
3	8 35 M. HARRISON 10	9 10 Gavin DONALD 10	10 151 D. WORKMAN 10	11 13 A. BARTON 10
4	12 21 Grant REID 10	13 60 Douglas BROWN 10	14 39 S. HAMILTON 10	
5	15 23 J. ROBERTSON 10	16 29 D. LANGTON 10	17 12 Brent NICHOL 10	18 71 David SCOTT 10
6	19 27 John EASTON 9	20 118 Rod WALKER 9	21 90 David McNAIRN 6	
7	22 2 Max ALEXANDER 3	23 48 D. McCAFFERTY 1	24 81 Ryan WATSON 1	25 11 Kevin NICHOL
8	26 32 Alan HOWITSON	27 63 F. CAMERON		

KMSC Motorcycle racing (3)

Sorted on Laps

Clubman & Pre Injection 600

Knockhill 1.280 Miles

Race 5 - First Race

25/06/2011 13:40

Race (10 Laps) started at 13:46:32

Pos	No.	Name	Make/Model	CC	Class Cod	Laps	Total Tm	Diff	Best Tm	Best Spd
1	111	Roy WAUGH	BMW S100RR	1000	C	6	5:38.741		55.064	83.684
2	112	Forbes COWAN	BMW S100RR		C	6	5:40.928	2.187	55.467	83.076
3	107	Calum McDONALD	Ducati	1098	C	6	5:41.292	2.551	54.882	83.962
4	47	Tony WILSON	Honda CBR	601	P16	6	5:44.846	6.105	56.121	82.108
5	66	Derek BUTCHER	Ducati	1098	C	6	5:45.142	6.401	55.250	83.403
6	88	Sean ROBINSON	Yamaha R6	600	PI6	6	5:45.405	6.664	56.226	81.955
7	77	Graham DUNCAN	Yamaha R1	1000	C	6	5:45.409	6.668	55.491	83.040
8	81	Adam BELL	Yamaha R6	600	PI6	6	5:48.806	10.065	56.671	81.311
9	32	Alan HOWATSON	Yamaha R6	6000	C	6	5:49.711	10.970	56.941	80.926
10	26	Allan RENNIE	Honda CBR	600	PI6	6	5:50.124	11.383	56.619	81.386
11	190	Patrick BELL	Suzuki GBXR	1000	C	6	5:51.369	12.628	55.417	83.151
12	6	Jon FROST	Yamaha FZR	400	C	6	5:52.698	13.957	54.752	84.161
13	18	Lee LONGSTAFF	Suzuki GSXR	1000	C	6	5:53.059	14.318	56.290	81.862
14	27	Paul BOWERBANK	Yamaha R6	600	PI6	6	5:55.713	16.972	57.255	80.482
15	10	Gavin DONALD	Suzuki SV	650	C	6	6:01.768	23.027	58.250	79.107
16	281	Chris CLEMENTS	Yamaha R6		PI6	6	6:03.074	24.333	57.993	79.458
17	36	Charlie BUNYAN	Yamaha R6	600	C	6	6:09.705	30.964	58.510	78.756
18	51	Charlie FLETT	Ducati	1098	C	6	6:10.093	31.352	59.314	77.688
19	72	Victor CORRIERI	Ducati	1098	C	6	6:14.468	35.727	59.349	77.642
20	44	Andrew FERCRUSON	Honda CBR	600	PI6	6	6:15.407	36.666	1:00.522	76.138
21	101	Graham ADKINS	Ducati	1098	C	6	6:15.709	36.968	59.958	76.854
22	64	Steve NICOLL	Yamaha R6	600	PI6	6	6:24.838	46.097	1:01.706	74.677
23	67	Des BURNS	Honda CBR	600	PI6	6	6:25.252	46.511	1:01.940	74.395
24	12	George McCOMBIE	Yamaha R6	600	PI6	5	5:30.443	1 Lap	1:03.776	72.253
25	45	Garry SULLIVAN	Kawasaki	600	PI6	5	5:50.348	1 Lap	1:07.078	68.696
26	21	William FARQUHARSON	Aprilla Tuono		C	5	5:59.218	1 Lap	1:09.884	65.938

Not classified ()

DNF	63	Kenny PATERSON	Ducati	1098	C	1	1:19.705	DNF		-
DNS	146	Richard WHITEHEAD	Suzuki GSXR	10001	C			DNS		-
DQ	14	Richard HUGHES	Suzuki GSXR	1000	C	6	5:41.086	DQ	55.533	82.978

Announcements

Red Flag - After Leader completed 7 laps - Result declared at 6 laps.
Bike No.14 - Excluded

Margin of Victory	Avg. Speed	Best Lap Tm	Best Spd	Best Lap by
2.187	81.620	54.752	84.161	6 - Jon FROST

Clerk of the Course - Ian Forrest

Orbits 4

Sig. ime

www.amb-it.com

Chief Timekeeper - David Sharp (SMART)

www.mylaps.com

Times on www.mylaps.com & www.smart-timing.co.uk

Licensed to: SMART

KMSC Motorcycle racing (3)

Clubman & Pre Injection 600

Knockhill 1.280 Miles

Race 5 - First Race

25/06/2011 13:40

Race (10 Laps) started at 13:46:32

Lap	Lap Tm	Diff	Time of Day
(111) Roy WAUGH			
1			13:47:33.892
2	55.454	+0.390	13:48:29.346
3	55.064		13:49:24.410
4	55.738	+0.674	13:50:20.148
5	55.638	+0.574	13:51:15.786
6	55.130	+0.066	13:52:10.916

Lap	Lap Tm	Diff	Time of Day
(112) Forbes COWAN			
1			13:47:31.890
2	56.566	+1.099	13:48:28.456
3	55.467		13:49:23.923
4	55.510	+0.043	13:50:19.433
5	56.815	+1.348	13:51:16.248
6	56.855	+1.388	13:52:13.103

Lap	Lap Tm	Diff	Time of Day
(107) Calum McDONALD			
1			13:47:33.637
2	56.175	+1.293	13:48:29.812
3	54.882		13:49:24.694
4	56.341	+1.459	13:50:21.035
5	56.934	+2.052	13:51:17.969
6	55.498	+0.616	13:52:13.467

Lap	Lap Tm	Diff	Time of Day
(47) Tony WILSON			
1			13:47:34.594
2	57.357	+1.236	13:48:31.951
3	56.122	+0.001	13:49:28.073
4	56.121		13:50:24.194
5	56.141	+0.020	13:51:20.335
6	56.686	+0.565	13:52:17.021

Lap	Lap Tm	Diff	Time of Day
(66) Derek BUTCHER			
1			13:47:37.216
2	57.137	+1.887	13:48:34.353
3	55.600	+0.350	13:49:29.953
4	55.250		13:50:25.203
5	55.958	+0.708	13:51:21.161
6	56.156	+0.906	13:52:17.317

Lap	Lap Tm	Diff	Time of Day
(88) Sean ROBINSON			
1			13:47:33.399
2	56.226		13:48:29.625
3	57.639	+1.413	13:49:27.264
4	56.234	+0.008	13:50:23.498
5	57.367	+1.141	13:51:20.865
6	56.715	+0.489	13:52:17.580

Lap	Lap Tm	Diff	Time of Day
(77) Graham DUNCAN			
1			13:47:36.952
2	56.358	+0.867	13:48:33.310
3	55.602	+0.111	13:49:28.912
4	55.491		13:50:24.403
5	57.125	+1.634	13:51:21.528
6	56.056	+0.565	13:52:17.584

Lap	Lap Tm	Diff	Time of Day
(81) Adam BELL			
1			13:47:33.975
2	58.263	+1.592	13:48:32.238
3	57.756	+1.085	13:49:29.994

Lap	Lap Tm	Diff	Time of Day
4	57.195	+0.524	13:50:27.189
5	57.121	+0.450	13:51:24.310
6	56.671		13:52:20.981

Lap	Lap Tm	Diff	Time of Day
(32) Alan HOWATSON			
1			13:47:35.422
2	57.021	+0.080	13:48:32.443
3	57.486	+0.545	13:49:29.929
4	57.338	+0.397	13:50:27.267
5	57.678	+0.737	13:51:24.945
6	56.941		13:52:21.886

Lap	Lap Tm	Diff	Time of Day
(26) Allan RENNIE			
1			13:47:36.174
2	57.828	+1.209	13:48:34.002
3	56.619		13:49:30.621
4	57.294	+0.675	13:50:27.915
5	56.967	+0.348	13:51:24.882
6	57.417	+0.798	13:52:22.299

Lap	Lap Tm	Diff	Time of Day
(190) Patrick BELL			
1			13:47:39.733
2	59.231	+3.814	13:48:38.964
3	56.400	+0.983	13:49:35.364
4	55.766	+0.349	13:50:31.130
5	55.417		13:51:26.547
6	56.997	+1.580	13:52:23.544

Lap	Lap Tm	Diff	Time of Day
(6) Jon FROST			
1			13:47:44.975
2	59.428	+4.676	13:48:44.403
3	55.519	+0.767	13:49:39.922
4	54.752		13:50:34.674
5	55.133	+0.381	13:51:29.807
6	55.066	+0.314	13:52:24.873

Lap	Lap Tm	Diff	Time of Day
(18) Lee LONGSTAFF			
1			13:47:38.835
2	59.893	+3.603	13:48:38.728
3	57.469	+1.179	13:49:36.197
4	56.432	+0.142	13:50:32.629
5	56.290		13:51:28.919
6	56.315	+0.025	13:52:25.234

Lap	Lap Tm	Diff	Time of Day
(27) Paul BOWERBANK			
1			13:47:36.777
2	59.645	+2.390	13:48:36.422
3	57.448	+0.193	13:49:33.870
4	57.255		13:50:31.125
5	58.034	+0.779	13:51:29.159
6	58.729	+1.474	13:52:27.888

Lap	Lap Tm	Diff	Time of Day
(10) Gavin DONALD			
1			13:47:38.844
2	1:01.393	+3.143	13:48:40.237
3	58.286	+0.036	13:49:38.523
4	58.626	+0.376	13:50:37.149
5	58.544	+0.294	13:51:35.693
6	58.250		13:52:33.943

Lap	Lap Tm	Diff	Time of Day
(281) Chris CLEMENTS			

Lap	Lap Tm	Diff	Time of Day
1			13:47:40.592
2	1:00.382	+2.389	13:48:40.974
3	58.891	+0.898	13:49:39.865
4	58.852	+0.859	13:50:38.717
5	58.539	+0.546	13:51:37.256
6	57.993		13:52:35.249

Lap	Lap Tm	Diff	Time of Day
(36) Charlie BUNYAN			
1			13:47:42.382
2	1:01.923	+3.413	13:48:44.305
3	1:00.474	+1.964	13:49:44.779
4	59.079	+0.569	13:50:43.858
5	58.510		13:51:42.368
6	59.512	+1.002	13:52:41.880

Lap	Lap Tm	Diff	Time of Day
(51) Charlie FLETT			
1			13:47:41.103
2	1:01.220	+1.906	13:48:42.323
3	1:00.298	+0.984	13:49:42.621
4	1:00.208	+0.894	13:50:42.829
5	59.314		13:51:42.143
6	1:00.125	+0.811	13:52:42.268

Lap	Lap Tm	Diff	Time of Day
(72) Victor CORRIERI			
1			13:47:43.428
2	1:03.248	+3.899	13:48:46.676
3	59.716	+0.367	13:49:46.392
4	1:01.072	+1.723	13:50:47.464
5	59.830	+0.481	13:51:47.294
6	59.349		13:52:46.643

Lap	Lap Tm	Diff	Time of Day
(44) Andrew FERCRUSON			
1			13:47:41.235
2	1:02.431	+1.909	13:48:43.666
3	1:01.650	+1.128	13:49:45.316
4	1:01.211	+0.689	13:50:46.527
5	1:00.522		13:51:47.049
6	1:00.533	+0.011	13:52:47.582

Lap	Lap Tm	Diff	Time of Day
(101) Graham ADKINS			
1			13:47:42.627
2	1:02.485	+2.527	13:48:45.112
3	1:00.717	+0.759	13:49:45.829
4	1:01.333	+1.375	13:50:47.162
5	1:00.764	+0.806	13:51:47.926
6	59.958		13:52:47.884

Lap	Lap Tm	Diff	Time of Day
(64) Steve NICOLL			
1			13:47:42.961
2	1:03.016	+1.310	13:48:45.977
3	1:01.706		13:49:47.683
4	1:02.260	+0.554	13:50:49.943
5	1:03.110	+1.404	13:51:53.053
6	1:03.960	+2.254	13:52:57.013

Lap	Lap Tm	Diff	Time of Day
(67) Des BURNS			
1			13:47:43.719
2	1:03.467	+1.527	13:48:47.186
3	1:02.282	+0.342	13:49:49.468
4	1:02.403	+0.463	13:50:51.871
5	1:01.940		13:51:53.811

Clerk of the Course - Ian Forrest

Orbits 4

Sig. ime
Chief Timekeeper - David Sharp (SMART)

www.amb-it.com

www.mylaps.com

Times on www.mylaps.com & www.smart-timing.co.uk

Licensed to: SMART

KMSC Motorcycle racing (3)

Clubman & Pre Injection 600

Knockhill 1.280 Miles

Race 5 - First Race

25/06/2011 13:40

Race (10 Laps) started at 13:46:32

Lap	Lap Tm	Diff	Time of Day
6	1:03.616	+1.676	13:52:57.427
(12) George McCOMBIE			
1			13:47:45.241
2	1:03.776		13:48:49.017
3	1:04.858	+1.082	13:49:53.875
4	1:04.077	+0.301	13:50:57.952
5	1:04.666	+0.890	13:52:02.618
(45) Garry SULLIVAN			
1			13:47:50.308
2	1:09.491	+2.413	13:48:59.799
3	1:07.937	+0.859	13:50:07.736
4	1:07.078		13:51:14.814
5	1:07.709	+0.631	13:52:22.523
(21) William FARQUHARSON			
1			13:47:50.179
2	1:10.977	+1.093	13:49:01.156
3	1:10.248	+0.364	13:50:11.404
4	1:09.884		13:51:21.288
5	1:10.105	+0.221	13:52:31.393
(63) Kenny PATERSON			
1			13:47:51.880
(14) Richard HUGHES			
1			13:47:32.868
2	55.884	+0.351	13:48:28.752
3	55.533		13:49:24.285
4	56.341	+0.808	13:50:20.626
5	56.123	+0.590	13:51:16.749
6	56.512	+0.979	13:52:13.261

Lap Lap Tm Diff Time of Day

Lap Lap Tm Diff Time of Day

Clerk of the Course - Ian Forrest

Orbits 4

Sig. ime

www.amb-it.com

Chief Timekeeper - David Sharp (SMART)

www.mylaps.com

Times on www.mylaps.com & www.smart-timing.co.uk

Licensed to: SMART

Clubman & Pre Injection 600

Knockhill 1.280 Miles

Race 5 - First Race

25/06/2011 13:40

Race (10 Laps) started at 13:46:32

Competitors	Laps						
	1	2	3	4	5	6	
Forbes COWAN (112)	1	112	112	112	112	111	111
Richard HUGHES (14)	2	14	14	14	111	112	112
Sean ROBINSON (88)	3	88	111	111	14	14	14
Calum McDONALD (107)	4	107	88	107	107	107	107
Roy WAUGH (111)	5	111	107	88	88	47	47
Adam BELL (81)	6	81	47	47	47	88	66
Tony WILSON (47)	7	47	81	77	77	66	88
Alan HOWATSON (32)	8	32	32	32	66	77	77
Allan RENNIE (26)	9	26	77	66	81	81	81
Paul BOWERBANK (27)	10	27	26	81	32	26	32
Graham DUNCAN (77)	11	77	66	26	26	32	26
Derek BUTCHER (66)	12	66	27	27	27	190	190
Lee LONGSTAFF (18)	13	18	18	190	190	18	6
Gavin DONALD (10)	14	10	190	18	18	27	18
Patrick BELL (190)	15	190	10	10	6	6	27
Chris CLEMENTS (281)	16	281	281	281	10	10	10
Charlie FLETT (51)	17	51	51	6	281	281	281
Andrew FERCRUSON (44)	18	44	44	51	51	51	36
Charlie BUNYAN (36)	19	36	36	36	36	36	51
Graham ADKINS (101)	20	101	6	44	44	44	72
Steve NICOLL (64)	21	64	101	101	101	72	44
Victor CORRIERI (72)	22	72	64	72	72	101	101
Des BURNS (67)	23	67	72	64	64	64	64
Jon FROST (6)	24	6	67	67	67	67	67
George McCOMBIE (12)	25	12	12	12	12	12	
William FARQUHARSON (21)	26	21	45	45	45	45	
Garry SULLIVAN (45)	27	45	21	21	21	21	
Kenny PATERSON (63)	28	63					
-	29						

KMSC Motorcycle racing (3)

Clubman & Pre Injection 600

Knockhill 1.280 Miles

Race 12A - Second Race

25/06/2011 16:20

Race (10 Laps)

POLE POSITION

1	1 111 Roy WAUGH 6	2 112 Forbes COWAN 6	3 107 C. McDONALD 6	4 47 Tony WILSON 6
2	5 66 Derek BUTCHER 6	6 88 S. ROBINSON 6	7 77 G. DUNCAN 6	
3	8 81 Adam BELL 6	9 32 A. HOWATSON 6	10 26 Allan RENNIE 6	11 190 Patrick BELL 6
4	12 6 Jon FROST 6	13 18 Lee LONGSTAFF 6	14 27 P. BOWERBANK 6	
5	15 10 Gavin DONALD 6	16 281 C. CLEMENTS 6	17 36 Charlie BUNYAN 6	18 51 Charlie FLETT 6
6	19 72 Victor CORRIERI 6	20 44 A. FERCRUSON 6	21 101 G. ADKINS 6	
7	22 64 Steve NICOLL 6	23 67 Des BURNS 6	24 12 G. McCOMBIE 5	25 45 Garry SULLIVAN 5
8	26 21 W. FARQUHARSON 5	27 63 K. PATERSON 1	28 146 R. WHITEHEAD	
9	29 14 R. HUGHES 6			

Clerk of the Course - Ian Forrest

Orbits 4

Sig. ime

www.amb-it.com

Chief Timekeeper - David Sharp (SMART)

www.mylaps.com

Times on www.mylaps.com & www.smart-timing.co.uk

Licensed to: SMART

KMSC Motorcycle racing (3)

Sorted on Laps

Superstock 600

Knockhill 1.280 Miles

Race 6- Second Race

25/06/2011 14:00

Race (10 Laps) started at 14:05:40

Pos	No.	Name	Make/Model	CC	Class Cod	Laps	Total Tm	Diff	Best Tm	Best Spd
1	39	Roy HOUSTON	Kawasaki ZX-6	600	S6	10	9:02.053		53.221	86.582
2	30	Mark FEARN	Kawasaki ZX6R	600	S6	10	9:07.498	5.445	54.023	85.297
3	66	Jon FROST	Yamaha R6	600	S6	10	9:11.000	8.947	53.871	85.538
4	9	Angus MEARNs	Yamaha R6		s6	10	9:11.163	9.110	53.817	85.624
5	36	Mark CUMMING	Yamaha R6	600	S6	10	9:17.233	15.180	55.015	83.759
6	20	Sean GILFILLAN	Suzuki GSXR	600	S6	10	9:17.383	15.330	54.859	83.997
7	14	Mark NEWLANDS	Yamaha R6		S6	10	9:17.651	15.598	54.607	84.385
8	49	Mike McLEAN	Yamaha R6	600	S6	10	9:18.010	15.957	54.051	85.253
9	13	Alan PIRIE	Kawasaki ZX6R		S6	10	9:30.449	28.396	55.856	82.498
10	21	Robbie HARLEY TODD	Yamaha R6	600	S6	10	9:37.578	35.525	56.735	81.220
11	27	Ewan MacKINTOSH	Suzuki GSXR	600	S6	10	9:37.824	35.771	56.540	81.500
12	77	Stuart JACKSON	Yamaha R6	600	S6	10	9:38.389	36.336	55.969	82.331
13	31	Mark IRONSIDE	Suzuki GSXR	600	S6	10	9:38.917	36.864	56.223	81.959
14	88	Graham PIRIE	Yamaha R6	600	S6	10	9:40.514	38.461	55.924	82.398
15	90	David McNAIRN	Suzuki GSXR	600	S6	10	9:44.401	42.348	56.696	81.276
16	7	Andy YOUNGER	Yamaha R6	600	S6	10	9:51.021	48.968	58.157	79.234
17	46	Davie HYND	Suzuki GSXR	600	S6	10	10:00.478	58.425	58.901	78.233
18	28	Mark WHITTAKER	Yamaha R6		S6	9	9:19.885	1 Lap	1:00.480	76.190
DNF	666	Clark FRASER	Yamaha R6		S6	3	3:07.430	DNF	1:00.203	76.541

Not classified ()

DNS	71	Chris COOK	Kawasaki ZX6R	600	S6			DNS		-
DNS	17	Alan MITCHELL	Kawasaki ZX6R		S6			DNS		-
DNS	55	Iain BARRY	Yamaha R6	600	S6			DNS		-

Announcements

Bike No's 49 & 88 - Racetime includes 10 Second Jump Penalty

Margin of Victory	Avg. Speed	Best Lap Tm	Best Spd	Best Lap by
5.445	85.010	53.221	86.582	39 - Roy HOUSTON

Clerk of the Course - Ian Forrest

Orbits 4

Sig. Time

www.amb-it.com

Chief Timekeeper - David Sharp (SMART)

www.mylaps.com

Times on www.mylaps.com & www.smart-timing.co.uk

Licensed to: SMART

KMSC Motorcycle racing (3)

Superstock 600

Knockhill 1.280 Miles

Race 6- Second Race

25/06/2011 14:00

Race (10 Laps) started at 14:05:40

Lap	Lap Tm	Diff	Time of Day
(39) Roy HOUSTON			
1			14:06:37.672
2	54.508	+1.287	14:07:32.180
3	53.513	+0.292	14:08:25.693
4	53.221		14:09:18.914
5	53.314	+0.093	14:10:12.228
6	53.798	+0.577	14:11:06.026
7	53.698	+0.477	14:11:59.724
8	53.928	+0.707	14:12:53.652
9	53.530	+0.309	14:13:47.182
10	55.038	+1.817	14:14:42.220

Lap	Lap Tm	Diff	Time of Day
(30) Mark FEARN			
1			14:06:37.542
2	55.461	+1.438	14:07:33.003
3	54.906	+0.883	14:08:27.909
4	54.023		14:09:21.932
5	54.429	+0.406	14:10:16.361
6	54.593	+0.570	14:11:10.954
7	54.268	+0.245	14:12:05.222
8	54.136	+0.113	14:12:59.358
9	54.198	+0.175	14:13:53.556
10	54.109	+0.086	14:14:47.665

Lap	Lap Tm	Diff	Time of Day
(66) Jon FROST			
1			14:06:41.535
2	54.887	+1.016	14:07:36.422
3	54.969	+1.098	14:08:31.391
4	54.085	+0.214	14:09:25.476
5	54.455	+0.584	14:10:19.931
6	54.014	+0.143	14:11:13.945
7	53.971	+0.100	14:12:07.916
8	53.871		14:13:01.787
9	54.454	+0.583	14:13:56.241
10	54.926	+1.055	14:14:51.167

Lap	Lap Tm	Diff	Time of Day
(9) Angus MEARNS			
1			14:06:38.060
2	55.287	+1.470	14:07:33.347
3	58.514	+4.697	14:08:31.861
4	53.936	+0.119	14:09:25.797
5	54.402	+0.585	14:10:20.199
6	54.158	+0.341	14:11:14.357
7	54.030	+0.213	14:12:08.387
8	53.817		14:13:02.204
9	54.093	+0.276	14:13:56.297
10	55.033	+1.216	14:14:51.330

Lap	Lap Tm	Diff	Time of Day
(36) Mark CUMMING			
1			14:06:38.841
2	55.015		14:07:33.856
3	55.397	+0.382	14:08:29.253
4	55.591	+0.576	14:09:24.844
5	55.266	+0.251	14:10:20.110
6	55.279	+0.264	14:11:15.389
7	55.497	+0.482	14:12:10.886
8	55.142	+0.127	14:13:06.028
9	55.659	+0.644	14:14:01.687
10	55.713	+0.698	14:14:57.400

Lap	Lap Tm	Diff	Time of Day
(20) Sean GILFILLAN			
1			14:06:40.040
2	55.921	+1.062	14:07:35.961
3	55.910	+1.051	14:08:31.871
4	55.205	+0.346	14:09:27.076
5	55.101	+0.242	14:10:22.177
6	54.859		14:11:17.036
7	55.131	+0.272	14:12:12.167
8	54.869	+0.010	14:13:07.036
9	55.167	+0.308	14:14:02.203
10	55.347	+0.488	14:14:57.550

Lap	Lap Tm	Diff	Time of Day
(14) Mark NEWLANDS			
1			14:06:41.196
2	55.521	+0.914	14:07:36.717
3	56.015	+1.408	14:08:32.732
4	54.881	+0.274	14:09:27.613
5	55.052	+0.445	14:10:22.665
6	55.545	+0.938	14:11:18.210
7	54.691	+0.084	14:12:12.901
8	54.607		14:13:07.508
9	54.979	+0.372	14:14:02.487
10	55.331	+0.724	14:14:57.818

Lap	Lap Tm	Diff	Time of Day
(49) Mike McLEAN			
1			14:06:37.854
2	55.445	+1.394	14:07:33.299
3	54.929	+0.878	14:08:28.228
4	54.051		14:09:22.279
5	54.415	+0.364	14:10:16.694
6	54.654	+0.603	14:11:11.348
7	54.154	+0.103	14:12:05.502
8	54.181	+0.130	14:12:59.683
9	54.411	+0.360	14:13:54.094
10	54.083	+0.032	14:14:48.177

Lap	Lap Tm	Diff	Time of Day
(13) Alan PIRIE			
1			14:06:44.085
2	57.173	+1.317	14:07:41.258
3	56.014	+0.158	14:08:37.272
4	55.892	+0.036	14:09:33.164
5	55.856		14:10:29.020
6	56.073	+0.217	14:11:25.093
7	56.292	+0.436	14:12:21.385
8	56.713	+0.857	14:13:18.098
9	56.165	+0.309	14:14:14.263
10	56.353	+0.497	14:15:10.616

Lap	Lap Tm	Diff	Time of Day
(21) Robbie HARLEY TODD			
1			14:06:41.706
2	57.897	+1.162	14:07:39.603
3	57.960	+1.225	14:08:37.563
4	56.904	+0.169	14:09:34.467
5	57.396	+0.661	14:10:31.863
6	57.427	+0.692	14:11:29.290
7	57.590	+0.855	14:12:26.880
8	56.967	+0.232	14:13:23.847
9	57.163	+0.428	14:14:21.010
10	56.735		14:15:17.745

(27) Ewan MacKINTOSH			
-----------------------------	--	--	--

Lap	Lap Tm	Diff	Time of Day
1			14:06:44.433
2	57.370	+0.830	14:07:41.803
3	57.053	+0.513	14:08:38.856
4	56.761	+0.221	14:09:35.617
5	56.737	+0.197	14:10:32.354
6	57.349	+0.809	14:11:29.703
7	57.915	+1.375	14:12:27.618
8	57.098	+0.558	14:13:24.716
9	56.735	+0.195	14:14:21.451
10	56.540		14:15:17.991

Lap	Lap Tm	Diff	Time of Day
(77) Stuart JACKSON			
1			14:06:45.034
2	57.995	+2.026	14:07:43.029
3	57.379	+1.410	14:08:40.408
4	57.352	+1.383	14:09:37.760
5	56.590	+0.621	14:10:34.350
6	56.242	+0.273	14:11:30.592
7	56.787	+0.818	14:12:27.379
8	58.637	+2.668	14:13:26.016
9	56.571	+0.602	14:14:22.587
10	55.969		14:15:18.556

Lap	Lap Tm	Diff	Time of Day
(31) Mark IRONSIDE			
1			14:06:44.772
2	57.758	+1.535	14:07:42.530
3	58.233	+2.010	14:08:40.763
4	58.440	+2.217	14:09:39.203
5	56.625	+0.402	14:10:35.828
6	56.560	+0.337	14:11:32.388
7	56.223		14:12:28.611
8	56.724	+0.501	14:13:25.335
9	56.676	+0.453	14:14:22.011
10	57.073	+0.850	14:15:19.084

Lap	Lap Tm	Diff	Time of Day
(88) Graham PIRIE			
1			14:06:42.319
2	56.379	+0.455	14:07:38.698
3	56.133	+0.209	14:08:34.831
4	56.719	+0.795	14:09:31.550
5	56.751	+0.827	14:10:28.301
6	56.174	+0.250	14:11:24.475
7	57.129	+1.205	14:12:21.604
8	55.924		14:13:17.528
9	56.431	+0.507	14:14:13.959
10	56.722	+0.798	14:15:10.681

Lap	Lap Tm	Diff	Time of Day
(90) David McNAIRN			
1			14:06:46.266
2	59.422	+2.726	14:07:45.688
3	57.025	+0.329	14:08:42.713
4	57.267	+0.571	14:09:39.980
5	58.364	+1.668	14:10:38.344
6	57.161	+0.465	14:11:35.505
7	57.141	+0.445	14:12:32.646
8	56.696		14:13:29.342
9	57.478	+0.782	14:14:26.820
10	57.748	+1.052	14:15:24.568

(7) Andy YOUNGER			
1			14:06:43.576

Clerk of the Course - Ian Forrest

Orbits 4

Sig.

Time

www.amb-it.com

Chief Timekeeper - David Sharp (SMART)

www.mylaps.com

Times on www.mylaps.com & www.smart-timing.co.uk

Licensed to: SMART

KMSC Motorcycle racing (3)

Superstock 600

Knockhill 1.280 Miles

Race 6- Second Race

25/06/2011 14:00

Race (10 Laps) started at 14:05:40

Lap	Lap Tm	Diff	Time of Day
2	58.434	+0.277	14:07:42.010
3	58.289	+0.132	14:08:40.299
4	58.930	+0.773	14:09:39.229
5	59.082	+0.925	14:10:38.311
6	58.536	+0.379	14:11:36.847
7	58.961	+0.804	14:12:35.808
8	58.695	+0.538	14:13:34.503
9	58.157		14:14:32.660
10	58.528	+0.371	14:15:31.188

(46) Davie HYND

Lap	Lap Tm	Diff	Time of Day
1			14:06:47.682
2	1:00.593	+1.692	14:07:48.275
3	59.141	+0.240	14:08:47.416
4	58.902	+0.001	14:09:46.318
5	59.143	+0.242	14:10:45.461
6	59.291	+0.390	14:11:44.752
7	59.015	+0.114	14:12:43.767
8	59.025	+0.124	14:13:42.792
9	58.952	+0.051	14:14:41.744
10	58.901		14:15:40.645

(28) Mark WHITTAKER

Lap	Lap Tm	Diff	Time of Day
1			14:06:47.018
2	1:01.072	+0.592	14:07:48.090
3	1:00.480		14:08:48.570
4	1:00.864	+0.384	14:09:49.434
5	1:01.019	+0.539	14:10:50.453
6	1:01.208	+0.728	14:11:51.661
7	1:02.904	+2.424	14:12:54.565
8	1:03.159	+2.679	14:13:57.724
9	1:02.328	+1.848	14:15:00.052

(666) Clark FRASER

Lap	Lap Tm	Diff	Time of Day
1			14:06:46.404
2	1:00.990	+0.787	14:07:47.394
3	1:00.203		14:08:47.597

Lap Lap Tm Diff Time of Day

Lap Lap Tm Diff Time of Day

Clerk of the Course - Ian Forrest

Orbits 4

Sig. Time

www.amb-it.com

Chief Timekeeper - David Sharp (SMART)

www.mylaps.com

Times on www.mylaps.com & www.smart-timing.co.uk

Licensed to: SMART

Superstock 600

Knockhill 1.280 Miles

Race 6- Second Race

25/06/2011 14:00

Race (10 Laps) started at 14:05:40

Competitors	Laps									
	1	2	3	4	5	6	7	8	9	10
Mark FEARN (30)	1	30	39	39	39	39	39	39	39	39
Roy HOUSTON (39)	2	39	30	30	30	30	30	30	30	30
Mike McLEAN (49)	3	49	49	49	49	49	49	49	49	49
Angus MEARNS (9)	4	9	9	36	36	66	66	66	66	66
Mark CUMMING (36)	5	36	36	66	66	36	9	9	9	9
Sean GILFILLAN (20)	6	20	20	9	9	9	36	36	36	36
Mark NEWLANDS (14)	7	14	66	20	20	20	20	20	20	20
Jon FROST (66)	8	66	14	14	14	14	14	14	14	14
Robbie HARLEY TODD (21)	9	21	88	88	88	88	88	13	88	13
Graham PIRIE (88)	10	88	21	13	13	13	13	88	13	13
Andy YOUNGER (7)	11	7	13	21	21	21	21	21	21	21
Alan PIRIE (13)	12	13	27	27	27	27	27	77	27	27
Ewan MacKINTOSH (27)	13	27	7	7	77	77	77	27	31	31
Mark IRONSIDE (31)	14	31	31	77	31	31	31	31	77	77
Stuart JACKSON (77)	15	77	77	31	7	7	90	90	90	90
David McNAIRN (90)	16	90	90	90	90	90	7	7	7	7
Clark FRASER (666)	17	666	666	46	46	46	46	46	46	46
Mark WHITTAKER (28)	18	28	28	666	28	28	28	28	28	28
Davie HYND (46)	19	46	46	28						
-	20									
-	21									
-	22									

KMSC Motorcycle racing (3)

Superstock 600

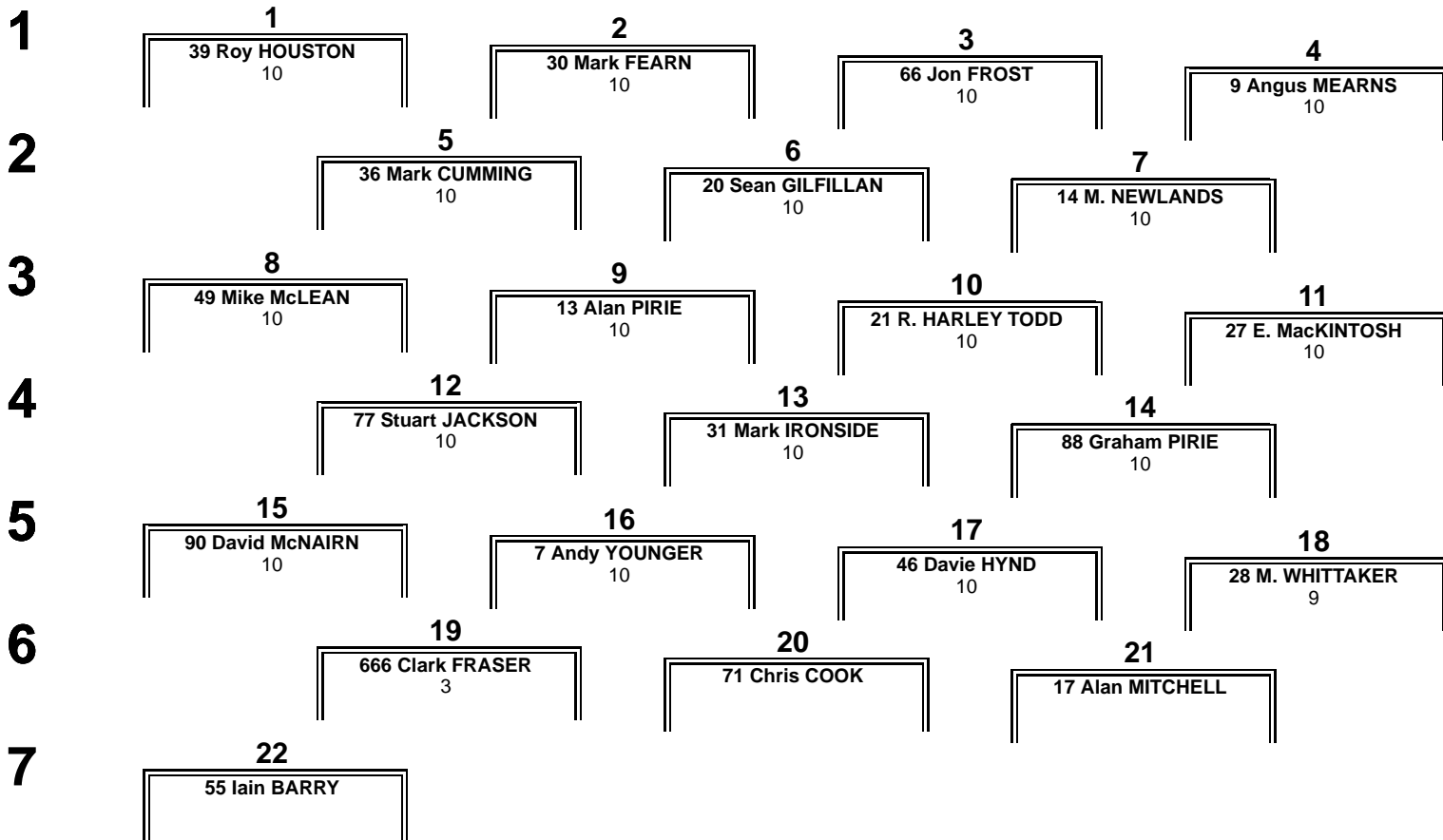
Knockhill 1.280 Miles

Race 11 - Third Race

25/06/2011 15:40

Race (15 Laps)

POLE POSITION



Sidecars

Knockhill 1.280 Miles

Race 7 - First Race

25/06/2011 14:20

Race (8 Laps) started at 14:21:19

Pos	No.	Name	Make/Model	Class	Laps	Total Tm	Diff	Best Tm	Best Spd
1	72	S LAURIE / J NEAVE		SC	8	7:29.937		52.633	87.550
2	21	J NEIL / G WHITEHILL	TWR R1	SC	8	7:51.254	21.317	57.539	80.085
3	8	K ANDREWS Snr / P JONES	Winstanley F2	SC	7	7:43.044	1 Lap	1:04.828	71.080
4	32	K ANDREWS Jnr / P MELVILLE	RCN F1	SC	6	7:36.712	2 Laps	1:13.660	62.558

Margin of Victory	Avg. Speed	Best Lap Tm	Best Spd	Best Lap by
21.317	81.931	52.633	87.550	72 - S LAURIE / J NEAVE

Clerk of the Course - Ian Forrest

Orbits 4

Sig. Time

www.amb-it.com

Chief Timekeeper - David Sharp (SMART)

www.mylaps.com

Times on www.mylaps.com & www.smart-timing.co.uk

Licensed to: SMART

KMSC Motorcycle racing (3)

Sidecars

Knockhill 1.280 Miles

Race 7 - First Race

25/06/2011 14:20

Race (8 Laps) started at 14:21:19

Lap	Lap Tm	Diff	Time of Day
(72) S LAURIE / J NEAVE			
1			14:22:37.258
2	53.523	+0.890	14:23:30.781
3	53.117	+0.484	14:24:23.898
4	53.088	+0.455	14:25:16.986
5	53.611	+0.978	14:26:10.597
6	52.633		14:27:03.230
7	53.344	+0.711	14:27:56.574
8	53.326	+0.693	14:28:49.900
(21) J NEIL / G WHITEHILL			
1			14:22:20.052
2	58.301	+0.762	14:23:18.353
3	58.064	+0.525	14:24:16.417
4	57.621	+0.082	14:25:14.038
5	57.539		14:26:11.577
6	59.552	+2.013	14:27:11.129
7	1:00.447	+2.908	14:28:11.576
8	59.641	+2.102	14:29:11.217
(8) K ANDREWS Snr / P JONES			
1			14:22:28.729
2	1:04.828		14:23:33.557
3	1:05.186	+0.358	14:24:38.743
4	1:05.528	+0.700	14:25:44.271
5	1:05.956	+1.128	14:26:50.227
6	1:06.694	+1.866	14:27:56.921
7	1:06.086	+1.258	14:29:03.007
(32) K ANDREWS Jnr / P MELVILLE			
1			14:22:42.078
2	1:15.333	+1.673	14:23:57.411
3	1:17.562	+3.902	14:25:14.973
4	1:14.318	+0.658	14:26:29.291
5	1:13.724	+0.064	14:27:43.015
6	1:13.660		14:28:56.675

Lap Lap Tm Diff Time of Day

Lap Lap Tm Diff Time of Day

Clerk of the Course - Ian Forrest

Orbits 4

Sig. Time

www.amb-it.com

Chief Timekeeper - David Sharp (SMART)

www.mylaps.com

Times on www.mylaps.com & www.smart-timing.co.uk

Licensed to: SMART

Sidecars

Knockhill 1.280 Miles

Race 7 - First Race

25/06/2011 14:20

Race (8 Laps) started at 14:21:19

Competitors		Laps							
		1	2	3	4	5	6	7	8
J NEIL / G WHITEHILL (21)	1	21	21	21	21	72	72	72	72
K ANDREWS Snr / P JONES (8)	2	8	72	72	72	21	21	21	21
S LAURIE / J NEAVE (72)	3	72	8	8	8	8	8	8	8
K ANDREWS Jnr / P MELVILLE (32)	4	32	32	32	32	32	32		

KMSC Motorcycle racing (3)

Sorted on Laps

Classics & Formula 125

Knockhill 1.280 Miles

Race 8 - Second Race

25/06/2011 14:40

Race (10 Laps) started at 14:34:04

Pos	No.	Name	Make/Model	CC	Class Cod	Laps	Total Tm	Diff	Best Tm	Best Spd
1	153	John MacFARLENE	Suzuki GSXR	125	PCS	10	10:17.732		58.366	78.950
2	35	Martin HARRISON	Suzuki GSXR	1000	PCS	10	10:18.163	0.431	58.312	79.023
3	49	Paul McCLUNG	Aprilla RS	125	F125	10	10:41.307	23.575	1:03.224	72.884
4	23	Jed HEATH	Suzuki GSXR	125	PCS	10	10:52.172	34.440	1:01.260	75.220
5	8	Robin LAMB	Yamaha TZ	250	PCJ	10	10:58.958	41.226	1:02.670	73.528
6	11	Sandy ROBERTSON	Yamaha TZ	350	PCJ	10	10:59.424	41.692	1:02.494	73.735
7	6	Lewis ROLLO	Aprilla RS	125	F125	10	11:04.389	46.657	1:05.468	70.386
8	100	Ruairi DAVIDSON	Aprilia RS	125	F125	10	11:05.189	47.457	1:04.954	70.943
9	77	Jason VERNON	Aprilia RS	125	F125	10	11:19.619	1:01.887	1:06.411	69.386
10	75	Harry PULLAR	Aprilla RS	125	F125	9	10:20.485	1 Lap	1:07.099	68.675
11	138	David DICK	Honda NC24	400	PCJ	9	11:19.906	1 Lap	1:10.153	65.685
12	152	Cameron CAUSTON	Aprilla RS	125	F125	8	10:49.598	2 Laps	1:15.716	60.859
Not classified ()										
DNF	79	Ashley ROBSON	Aprilla RS	125	F125	7	9:28.650	DNF	1:18.527	58.680
DNF	5	Zac ROBSON	Aprilla RS	125	F125	3	4:25.954	DNF	1:25.569	53.851
DNF	55	Ian THOMPSON	Yamaha TZ	350	PCJ	1	1:57.887	DNF		-
DNS	50	Tom DARRIE	Suzuki GSXR	1000	PCS			DNS		-

Margin of Victory	Avg. Speed	Best Lap Tm	Best Spd	Best Lap by
0.431	74.595	58.312	79.023	35 - Martin HARRISON

Clerk of the Course - Ian Forrest

Orbits 4

Sig. ime

www.amb-it.com

Chief Timekeeper - David Sharp (SMART)

www.mylaps.com

Times on www.mylaps.com & www.smart-timing.co.uk

Licensed to: SMART

KMSC Motorcycle racing (3)

Classics & Formula 125

Knockhill 1.280 Miles

Race 8 - Second Race

25/06/2011 14:40

Race (10 Laps) started at 14:34:04

Lap	Lap Tm	Diff	Time of Day
(153) John MacFARLENE			
1			14:35:26.870
2	1:00.563	+2.197	14:36:27.433
3	1:00.126	+1.760	14:37:27.559
4	59.154	+0.788	14:38:26.713
5	59.238	+0.872	14:39:25.951
6	59.194	+0.828	14:40:25.145
7	58.619	+0.253	14:41:23.764
8	58.366		14:42:22.130
9	1:00.664	+2.298	14:43:22.794
10	59.153	+0.787	14:44:21.947

Lap	Lap Tm	Diff	Time of Day
(35) Martin HARRISON			
1			14:35:27.375
2	1:00.360	+2.048	14:36:27.735
3	1:00.175	+1.863	14:37:27.910
4	1:00.186	+1.874	14:38:28.096
5	58.312		14:39:26.408
6	59.135	+0.823	14:40:25.543
7	58.935	+0.623	14:41:24.478
8	58.399	+0.087	14:42:22.877
9	1:00.385	+2.073	14:43:23.262
10	59.116	+0.804	14:44:22.378

Lap	Lap Tm	Diff	Time of Day
(49) Paul McCLUNG			
1			14:35:10.838
2	1:04.263	+1.039	14:36:15.101
3	1:03.840	+0.616	14:37:18.941
4	1:03.930	+0.706	14:38:22.871
5	1:03.870	+0.646	14:39:26.741
6	1:03.224		14:40:29.965
7	1:03.248	+0.024	14:41:33.213
8	1:03.290	+0.066	14:42:36.503
9	1:03.422	+0.198	14:43:39.925
10	1:05.597	+2.373	14:44:45.522

Lap	Lap Tm	Diff	Time of Day
(23) Jed HEATH			
1			14:35:30.547
2	1:01.260		14:36:31.807
3	1:01.574	+0.314	14:37:33.381
4	1:03.147	+1.887	14:38:36.528
5	1:04.506	+3.246	14:39:41.034
6	1:03.680	+2.420	14:40:44.714
7	1:03.128	+1.868	14:41:47.842
8	1:02.415	+1.155	14:42:50.257
9	1:02.125	+0.865	14:43:52.382
10	1:04.005	+2.745	14:44:56.387

Lap	Lap Tm	Diff	Time of Day
(8) Robin LAMB			
1			14:35:33.322
2	1:03.737	+1.067	14:36:37.059
3	1:04.001	+1.331	14:37:41.060
4	1:03.261	+0.591	14:38:44.321
5	1:02.861	+0.191	14:39:47.182
6	1:04.211	+1.541	14:40:51.393
7	1:03.291	+0.621	14:41:54.684
8	1:02.706	+0.036	14:42:57.390
9	1:03.113	+0.443	14:44:00.503
10	1:02.670		14:45:03.173

Lap	Lap Tm	Diff	Time of Day
(11) Sandy ROBERTSON			
1			14:35:32.149
2	1:03.136	+0.642	14:36:35.285
3	1:03.213	+0.719	14:37:38.498
4	1:03.587	+1.093	14:38:42.085
5	1:05.186	+2.692	14:39:47.271
6	1:05.156	+2.662	14:40:52.427
7	1:02.494		14:41:54.921
8	1:02.904	+0.410	14:42:57.825
9	1:02.955	+0.461	14:44:00.780
10	1:02.859	+0.365	14:45:03.639

Lap	Lap Tm	Diff	Time of Day
(6) Lewis ROLLO			
1			14:35:13.266
2	1:06.655	+1.187	14:36:19.921
3	1:06.081	+0.613	14:37:26.002
4	1:05.963	+0.495	14:38:31.965
5	1:06.540	+1.072	14:39:38.505
6	1:06.458	+0.990	14:40:44.963
7	1:05.468		14:41:50.431
8	1:05.917	+0.449	14:42:56.348
9	1:06.696	+1.228	14:44:03.044
10	1:05.560	+0.092	14:45:08.604

Lap	Lap Tm	Diff	Time of Day
(100) Ruairi DAVIDSON			
1			14:35:16.014
2	1:07.207	+2.253	14:36:23.221
3	1:05.683	+0.729	14:37:28.904
4	1:05.857	+0.903	14:38:34.761
5	1:06.582	+1.628	14:39:41.343
6	1:06.038	+1.084	14:40:47.381
7	1:05.356	+0.402	14:41:52.737
8	1:05.138	+0.184	14:42:57.875
9	1:06.575	+1.621	14:44:04.450
10	1:04.954		14:45:09.404

Lap	Lap Tm	Diff	Time of Day
(77) Jason VERNON			
1			14:35:14.435
2	1:06.463	+0.052	14:36:20.898
3	1:06.411		14:37:27.309
4	1:06.572	+0.161	14:38:33.881
5	1:06.951	+0.540	14:39:40.832
6	1:12.872	+6.461	14:40:53.704
7	1:06.792	+0.381	14:42:00.496
8	1:06.790	+0.379	14:43:07.286
9	1:07.140	+0.729	14:44:14.426
10	1:09.408	+2.997	14:45:23.834

Lap	Lap Tm	Diff	Time of Day
(75) Harry PULLAR			
1			14:35:16.192
2	1:08.380	+1.281	14:36:24.572
3	1:07.099		14:37:31.671
4	1:07.301	+0.202	14:38:38.972
5	1:09.239	+2.140	14:39:48.211
6	1:08.133	+1.034	14:40:56.344
7	1:07.896	+0.797	14:42:04.240
8	1:08.996	+1.897	14:43:13.236
9	1:11.464	+4.365	14:44:24.700

Lap	Lap Tm	Diff	Time of Day
(138) David DICK			
1			14:35:35.869

Lap	Lap Tm	Diff	Time of Day
2	1:10.153		14:36:46.022
3	1:11.729	+1.576	14:37:57.751
4	1:13.102	+2.949	14:39:10.853
5	1:14.640	+4.487	14:40:25.493
6	1:13.491	+3.338	14:41:38.984
7	1:13.186	+3.033	14:42:52.170
8	1:12.409	+2.256	14:44:04.579
9	1:19.542	+9.389	14:45:24.121

Lap	Lap Tm	Diff	Time of Day
(152) Cameron CAUSTON			
1			14:35:47.405
2	1:21.737	+6.021	14:37:09.142
3	1:18.883	+3.167	14:38:28.025
4	1:18.701	+2.985	14:39:46.726
5	1:18.735	+3.019	14:41:05.461
6	1:16.248	+0.532	14:42:21.709
7	1:16.388	+0.672	14:43:38.097
8	1:15.716		14:44:53.813

Lap	Lap Tm	Diff	Time of Day
(79) Ashley ROBSON			
1			14:35:32.132
2	1:20.856	+2.329	14:36:52.988
3	1:21.343	+2.816	14:38:14.331
4	1:19.198	+0.671	14:39:33.529
5	1:20.366	+1.839	14:40:53.895
6	1:20.443	+1.916	14:42:14.338
7	1:18.527		14:43:32.865

Lap	Lap Tm	Diff	Time of Day
(5) Zac ROBSON			
1			14:35:36.122
2	1:25.569		14:37:01.691
3	1:28.478	+2.909	14:38:30.169

Lap	Lap Tm	Diff	Time of Day
(55) Ian THOMPSON			
1			14:36:02.102

Clerk of the Course - Ian Forrest

Orbits 4

Sig. ime

www.amb-it.com

Chief Timekeeper - David Sharp (SMART)

www.mylaps.com

Times on www.mylaps.com & www.smart-timing.co.uk

Licensed to: SMART

Classics & Formula 125

Knockhill 1.280 Miles

Race 8 - Second Race

25/06/2011 14:40

Race (10 Laps) started at 14:34:04

Competitors	Laps										
	1	2	3	4	5	6	7	8	9	10	
Paul McCLUNG (49)	1	49	49	49	49	153	153	153	153	153	153
Lewis ROLLO (6)	2	6	6	6	153	35	35	35	35	35	35
Jason VERNON (77)	3	77	77	77	35	49	49	49	49	49	49
Ruairi DAVIDSON (100)	4	100	100	153	6	6	23	23	23	23	23
Harry PULLAR (75)	5	75	75	35	77	77	6	6	6	8	8
John MacFARLENE (153)	6	153	153	100	100	23	100	100	8	11	11
Martin HARRISON (35)	7	35	35	75	23	100	8	8	11	6	6
Jed HEATH (23)	8	23	23	23	75	8	11	11	100	100	100
Ashley ROBSON (79)	9	79	11	11	11	11	77	77	77	77	77
Sandy ROBERTSON (11)	10	11	8	8	8	75	75	75	75	75	
Robin LAMB (8)	11	8	138	138	138	138	138	138	138	138	
David DICK (138)	12	138	79	79	79	79	79	79	79	152	
Zac ROBSON (5)	13	5	5	152	152	152	152				
Cameron CAUSTON (152)	14	152	152	5							
Ian THOMPSON (55)	15	55									
-	16										

KMSC Motorcycle racing (3)

Classics & Formula 125

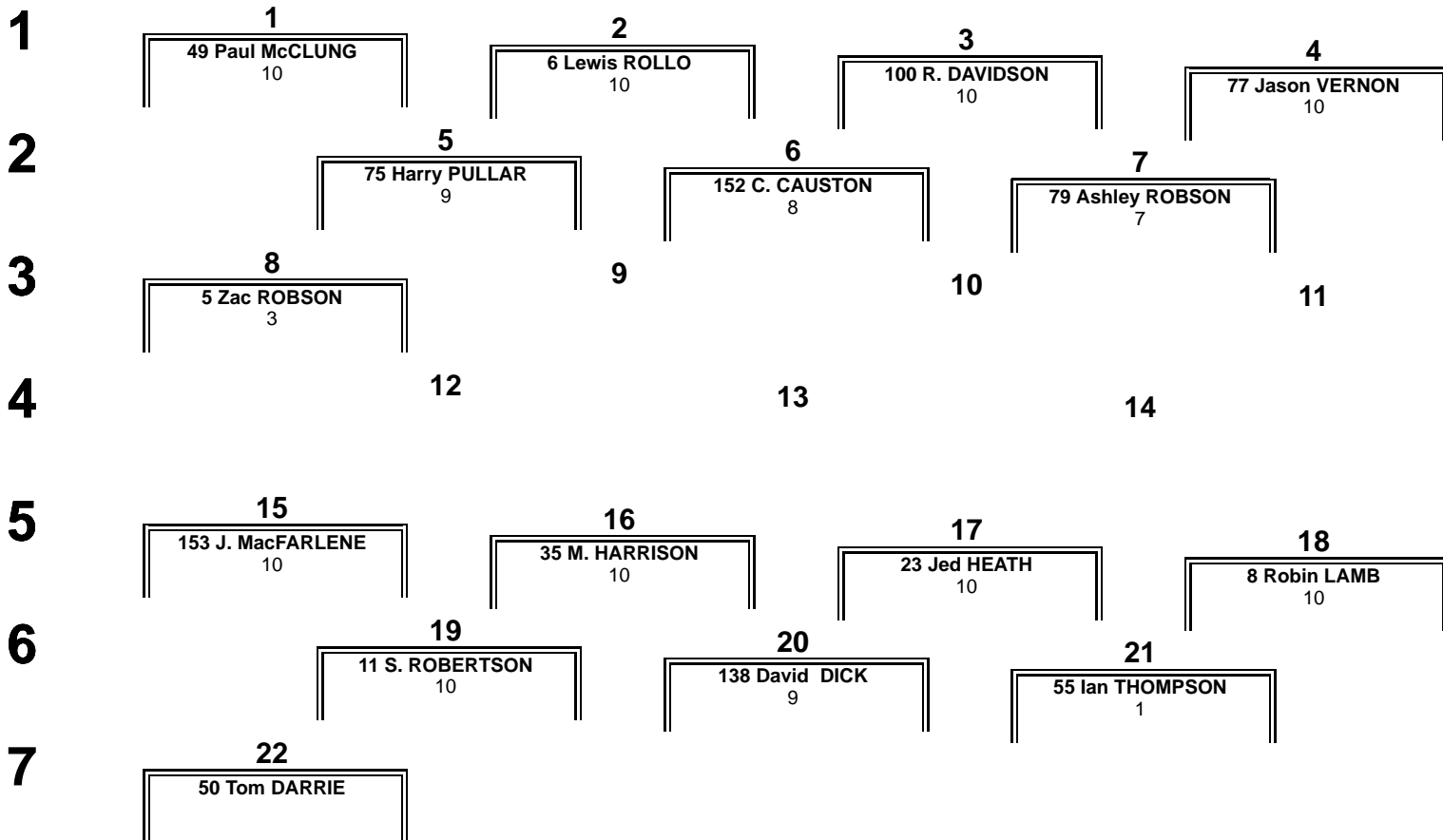
Knockhill 1.280 Miles

Race 15 - Third Race

25/06/2011 17:20

Race (10 Laps)

POLE POSITION



Knockhill Superbikes

Knockhill 1.280 Miles

Race 9 - Second Race

25/06/2011 15:00

Race (10 Laps) started at 14:53:25

Pos	No.	Name	Make/Model	CC	Class Cod	Laps	Total Tm	Diff	Best Tm	Best Spd
1	3	Adrian CLARK	Honda CBR RR	1000	SB	10	8:51.074		52.156	88.350
2	79	Bruce BIRNIE	BMW S100RR	1000	SB	10	8:51.180	0.106	51.975	88.658
3	179	Andrew TASKER	Kawasaki ZX10R	1000	SB	10	8:52.889	1.815	52.521	87.736
4	78	Mike KEITH	Suzuki GSXR	1000	SB	10	8:55.082	4.008	52.636	87.545
5	14	Stuart ANDERSON	Yamaha R1	1000	SB	10	8:57.827	6.753	53.217	86.589
6	48	Andy BELBY	Honda Fireblade	1000	SB	10	9:04.528	13.454	53.400	86.292

Not classified ()

DNS	25	Dennis HOBBS	BMW S100RR	1000	SB			DNS		-
DNS	107	Calum McDONALD	Ducati	1098	C			DNS		-

Margin of Victory	Avg. Speed	Best Lap Tm	Best Spd	Best Lap by
0.106	86.767	51.975	88.658	79 - Bruce BIRNIE

Clerk of the Course - Ian Forrest

Orbits 4

Sig. Time

www.amb-it.com

Chief Timekeeper - David Sharp (SMART)

www.mylaps.com

Times on www.mylaps.com & www.smart-timing.co.uk

Licensed to: SMART

KMSC Motorcycle racing (3)

Knockhill Superbikes

Knockhill 1.280 Miles

Race 9 - Second Race

25/06/2011 15:00

Race (10 Laps) started at 14:53:25

Lap	Lap Tm	Diff	Time of Day
(3) Adrian CLARK			
1			14:54:20.671
2	53.700	+1.544	14:55:14.371
3	52.911	+0.755	14:56:07.282
4	52.444	+0.288	14:56:59.726
5	53.091	+0.935	14:57:52.817
6	53.398	+1.242	14:58:46.215
7	53.048	+0.892	14:59:39.263
8	52.759	+0.603	15:00:32.022
9	52.357	+0.201	15:01:24.379
10	52.156		15:02:16.535

Lap	Lap Tm	Diff	Time of Day
(79) Bruce BIRNIE			
1			14:54:20.811
2	53.473	+1.498	14:55:14.284
3	52.760	+0.785	14:56:07.044
4	52.813	+0.838	14:56:59.857
5	53.054	+1.079	14:57:52.911
6	53.305	+1.330	14:58:46.216
7	53.223	+1.248	14:59:39.439
8	52.899	+0.924	15:00:32.338
9	52.328	+0.353	15:01:24.666
10	51.975		15:02:16.641

Lap	Lap Tm	Diff	Time of Day
(179) Andrew TASKER			
1			14:54:21.620
2	53.152	+0.631	14:55:14.772
3	52.927	+0.406	14:56:07.699
4	52.521		14:57:00.220
5	52.946	+0.425	14:57:53.166
6	53.469	+0.948	14:58:46.635
7	53.275	+0.754	14:59:39.910
8	52.906	+0.385	15:00:32.816
9	52.603	+0.082	15:01:25.419
10	52.931	+0.410	15:02:18.350

Lap	Lap Tm	Diff	Time of Day
(78) Mike KEITH			
1			14:54:22.126
2	53.666	+1.030	14:55:15.792
3	53.303	+0.667	14:56:09.095
4	52.636		14:57:01.731
5	53.263	+0.627	14:57:54.994
6	53.136	+0.500	14:58:48.130
7	53.189	+0.553	14:59:41.319
8	53.123	+0.487	15:00:34.442
9	52.883	+0.247	15:01:27.325
10	53.218	+0.582	15:02:20.543

Lap	Lap Tm	Diff	Time of Day
(14) Stuart ANDERSON			
1			14:54:21.775
2	53.824	+0.607	14:55:15.599
3	53.431	+0.214	14:56:09.030
4	53.530	+0.313	14:57:02.560
5	53.301	+0.084	14:57:55.861
6	53.667	+0.450	14:58:49.528
7	53.427	+0.210	14:59:42.955
8	53.217		15:00:36.172
9	53.681	+0.464	15:01:29.853
10	53.435	+0.218	15:02:23.288

Lap	Lap Tm	Diff	Time of Day
(48) Andy BELBY			
1			14:54:23.007
2	53.953	+0.553	14:55:16.960
3	53.696	+0.296	14:56:10.656
4	53.400		14:57:04.056
5	53.506	+0.106	14:57:57.562
6	54.295	+0.895	14:58:51.857
7	54.995	+1.595	14:59:46.852
8	54.807	+1.407	15:00:41.659
9	54.024	+0.624	15:01:35.683
10	54.306	+0.906	15:02:29.989

Lap	Lap Tm	Diff	Time of Day
-----	--------	------	-------------

Clerk of the Course - Ian Forrest

Orbits 4

Sig. Time

www.amb-it.com

Chief Timekeeper - David Sharp (SMART)

www.mylaps.com

Times on www.mylaps.com & www.smart-timing.co.uk

Licensed to: SMART

Knockhill Superbikes

Knockhill 1.280 Miles

Race 9 - Second Race

25/06/2011 15:00

Race (10 Laps) started at 14:53:25

Competitors	Laps									
	1	2	3	4	5	6	7	8	9	10
Adrian CLARK (3)	3	79	79	3	3	3	3	3	3	3
Bruce BIRNIE (79)	79	3	3	79	79	79	79	79	79	79
Andrew TASKER (179)	179	179	179	179	179	179	179	179	179	179
Stuart ANDERSON (14)	14	14	14	78	78	78	78	78	78	78
Mike KEITH (78)	78	78	78	14	14	14	14	14	14	14
Andy BELBY (48)	48	48	48	48	48	48	48	48	48	48
-										
-										

KMSC Motorcycle racing (3)

Knockhill Superbikes

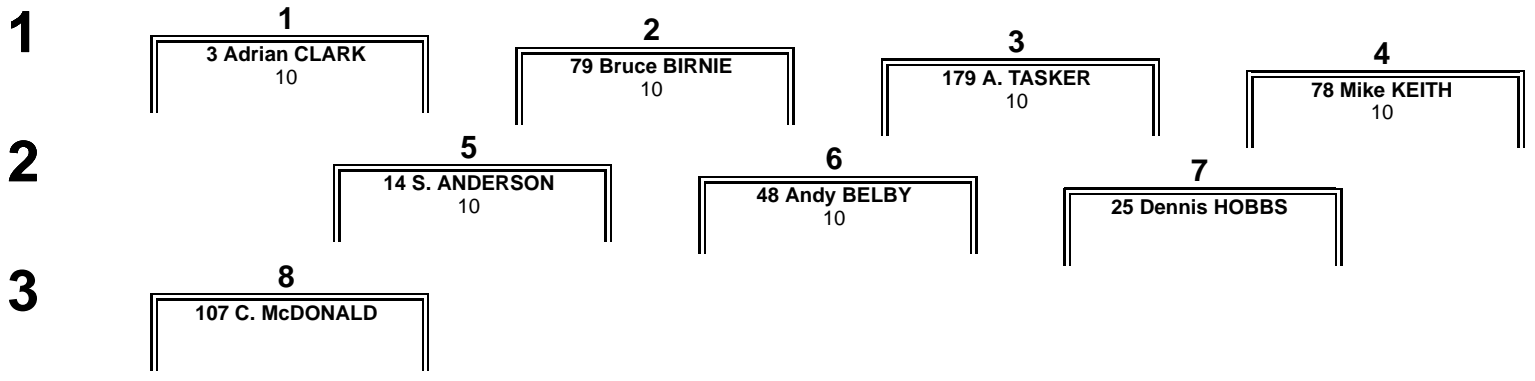
Knockhill 1.280 Miles

Race 14 - Third Race

25/06/2011 17:00

Race (15 Laps)

POLE POSITION



KMSC Motorcycle racing (3)

Sorted on Laps

Formula 400, Minitwins & GP125

Knockhill 1.280 Miles

Race 10 - Second Race

25/06/2011 15:20

Race (10 Laps) started at 15:07:29

Pos	No.	Name	Make/Model	CC	Class Cod	Laps	Total Tm	Diff	Best Tm	Best Spd
1	69	Jordan FLEMING	Suzuki SV	650	MT	10	9:35.837		56.658	81.330
2	66	Jon FROST	Yamaha FZR	400	F4	10	9:36.810	0.973	56.486	81.578
3	55	Tom ROBINSON	Yamaha FZR	400	F4	10	9:36.989	1.152	56.227	81.954
4	93	Gordon MaAVOY	Suzuki SV650	650	MT	10	9:37.747	1.910	56.843	81.065
5	92	Owen FOZZARD	Kawasaki ZXR	400	F4	10	9:38.824	2.987	56.802	81.124
6	48	David McCAFFERTY	Motor Bike		F4	10	9:47.450	11.613	57.385	80.300
7	97	Sammi TASKER	Honda RS	125	GP	10	9:49.053	13.216	57.804	79.718
8	35	Martin HARRISON	Kawasaki ER650	650	MT	10	9:50.276	14.439	57.914	79.566
9	121	Callum PATERSON	Suzuki SV650	650	MT	10	9:54.862	19.025	58.070	79.353
10	81	Ryan WATSON	Motor Bike	400	GP	10	9:57.963	22.126	58.044	79.388
11	151	Dave WORKMAN	Kawasaki ZXR	400	F4	10	10:16.332	40.495	1:00.607	76.031
12	60	Douglas BROWN	Kawasaki ZXR	400	F4	10	10:16.352	40.515	1:00.525	76.134
13	13	Andrew BARTON	Yamaha FZR	400	F4	10	10:17.883	42.046	1:00.150	76.608
14	21	Grant REID	Kawasaki ZXR	400	F4	10	10:24.193	48.356	1:00.753	75.848
15	29	Duncan LANGTON	Yamaha ZXR	400	F4	10	10:28.772	52.935	1:01.440	75.000
16	12	Brent NICHOL	Suzuki SV650	650	MT	10	10:34.384	58.546	1:00.423	76.262
17	71	David SCOTT	Kawasaki ZXR	400	F4	10	10:35.743	59.906	1:01.881	74.466
18	39	Stuart HAMILTON	Kawasaki ZXR	400	F4	10	10:36.139	1:00.302	1:01.040	75.491
19	27	John EASTON	Kawasaki ER650	600	MT	9	9:45.643	1 Lap	1:02.492	73.737
20	118	Rod WALKER	Kawasaki ZXR	400	F4	9	9:49.880	1 Lap	1:03.379	72.705
21	11	Kevin NICHOL	Suzuki SV650	650	MT	9	9:58.198	1 Lap	1:04.844	71.063
22	63	Fraser CAMERON	Kawasaki ZXR	400	F4	9	9:59.337	1 Lap	1:04.550	71.387
23	2	Max ALEXANDER	Honda RS	125	GP	8	9:38.288	2 Laps	1:09.678	66.133

Not classified ()

DNS	10	Gavin DONALD	Suzuki SV650	650	MT			DNS	-
DNS	23	James ROBERTSON	Yamaha FRZ	400	F4			DNS	-
DNS	90	David McNAIRN	Kawasaki ZXR	650	F4			DNS	-
DNS	32	Alan HOWITSON	Yamaha FZR	400	F4			DNS	-

Announcements

Bike No.12 - Racetime includes 10 Seconds - Jump Start Penalty

Margin of Victory	Avg. Speed	Best Lap Tm	Best Spd	Best Lap by
0.973	80.023	56.227	81.954	55 - Tom ROBINSON

Clerk of the Course - Ian Forrest

Orbits 4

Sig. ime

www.amb-it.com

Chief Timekeeper - David Sharp (SMART)

www.mylaps.com

Times on www.mylaps.com & www.smart-timing.co.uk

Licensed to: SMART

KMSC Motorcycle racing (3)

Formula 400, Minitwins & GP125

Knockhill 1.280 Miles

Race 10 - Second Race

25/06/2011 15:20

Race (10 Laps) started at 15:07:29

Lap	Lap Tm	Diff	Time of Day
(69) Jordan FLEMING			
1			15:08:29.552
2	57.366	+0.708	15:09:26.918
3	57.512	+0.854	15:10:24.430
4	57.729	+1.071	15:11:22.159
5	57.384	+0.726	15:12:19.543
6	56.875	+0.217	15:13:16.418
7	57.452	+0.794	15:14:13.870
8	57.130	+0.472	15:15:11.000
9	57.283	+0.625	15:16:08.283
10	56.658		15:17:04.941

(66) Jon FROST			
1			15:08:30.948
2	57.471	+0.985	15:09:28.419
3	57.102	+0.616	15:10:25.521
4	57.228	+0.742	15:11:22.749
5	57.391	+0.905	15:12:20.140
6	56.871	+0.385	15:13:17.011
7	57.371	+0.885	15:14:14.382
8	57.523	+1.037	15:15:11.905
9	57.523	+1.037	15:16:09.428
10	56.486		15:17:05.914

(55) Tom ROBINSON			
1			15:08:32.101
2	57.362	+1.135	15:09:29.463
3	57.559	+1.332	15:10:27.022
4	57.255	+1.028	15:11:24.277
5	56.816	+0.589	15:12:21.093
6	56.764	+0.537	15:13:17.857
7	57.341	+1.114	15:14:15.198
8	57.397	+1.170	15:15:12.595
9	57.271	+1.044	15:16:09.866
10	56.227		15:17:06.093

(93) Gordon MaAVOY			
1			15:08:29.774
2	57.512	+0.669	15:09:27.286
3	57.455	+0.612	15:10:24.741
4	57.553	+0.710	15:11:22.294
5	57.422	+0.579	15:12:19.716
6	56.843		15:13:16.559
7	57.463	+0.620	15:14:14.022
8	58.270	+1.427	15:15:12.292
9	57.487	+0.644	15:16:09.779
10	57.072	+0.229	15:17:06.851

(92) Owen FOZZARD			
1			15:08:30.054
2	57.517	+0.715	15:09:27.571
3	57.271	+0.469	15:10:24.842
4	57.727	+0.925	15:11:22.569
5	57.347	+0.545	15:12:19.916
6	56.802		15:13:16.718
7	58.229	+1.427	15:14:14.947
8	58.312	+1.510	15:15:13.259
9	57.434	+0.632	15:16:10.693
10	57.235	+0.433	15:17:07.928

(48) David McCAFFERTY			
1			15:08:33.791
2	58.626	+1.241	15:09:32.417
3	58.317	+0.932	15:10:30.734
4	58.909	+1.524	15:11:29.643
5	58.180	+0.795	15:12:27.823
6	57.733	+0.348	15:13:25.556
7	57.385		15:14:22.941
8	57.411	+0.026	15:15:20.352
9	58.228	+0.843	15:16:18.580
10	57.974	+0.589	15:17:16.554

(97) Sammi TASKER			
1			15:08:32.582
2	58.676	+0.872	15:09:31.258
3	58.049	+0.245	15:10:29.307
4	57.804		15:11:27.111
5	57.972	+0.168	15:12:25.083
6	57.982	+0.178	15:13:23.065
7	57.889	+0.085	15:14:20.954
8	58.257	+0.453	15:15:19.211
9	59.956	+2.152	15:16:19.167
10	58.990	+1.186	15:17:18.157

(35) Martin HARRISON			
1			15:08:31.614
2	58.234	+0.320	15:09:29.848
3	57.914		15:10:27.762
4	58.032	+0.118	15:11:25.794
5	58.100	+0.186	15:12:23.894
6	58.495	+0.581	15:13:22.389
7	58.794	+0.880	15:14:21.183
8	58.805	+0.891	15:15:19.988
9	1:00.375	+2.461	15:16:20.363
10	59.017	+1.103	15:17:19.380

(121) Callum PATERSON			
1			15:08:31.992
2	59.893	+1.823	15:09:31.885
3	58.873	+0.803	15:10:30.758
4	59.458	+1.388	15:11:30.216
5	58.070		15:12:28.286
6	58.843	+0.773	15:13:27.129
7	58.577	+0.507	15:14:25.706
8	59.116	+1.046	15:15:24.822
9	58.557	+0.487	15:16:23.379
10	1:00.587	+2.517	15:17:23.966

(81) Ryan WATSON			
1			15:08:36.971
2	1:01.290	+3.246	15:09:38.261
3	1:00.256	+2.212	15:10:38.517
4	58.930	+0.886	15:11:37.447
5	58.565	+0.521	15:12:36.012
6	58.202	+0.158	15:13:34.214
7	58.278	+0.234	15:14:32.492
8	58.206	+0.162	15:15:30.698
9	58.044		15:16:28.742
10	58.325	+0.281	15:17:27.067

(151) Dave WORKMAN			
---------------------------	--	--	--

(60) Douglas BROWN			
1			15:08:34.800
2	1:00.812	+0.205	15:09:35.612
3	1:01.662	+1.055	15:10:37.274
4	1:01.594	+0.987	15:11:38.868
5	1:01.806	+1.199	15:12:40.674
6	1:01.334	+0.727	15:13:42.008
7	1:00.647	+0.040	15:14:42.655
8	1:01.289	+0.682	15:15:43.944
9	1:00.885	+0.278	15:16:44.829
10	1:00.607		15:17:45.436

(60) Douglas BROWN			
1			15:08:37.342
2	1:02.066	+1.541	15:09:39.408
3	1:01.213	+0.688	15:10:40.621
4	1:00.639	+0.114	15:11:41.260
5	1:00.573	+0.048	15:12:41.833
6	1:00.708	+0.183	15:13:42.541
7	1:00.525		15:14:43.066
8	1:00.768	+0.243	15:15:43.834
9	1:00.736	+0.211	15:16:44.570
10	1:00.886	+0.361	15:17:45.456

(13) Andrew BARTON			
1			15:08:36.818
2	1:01.910	+1.760	15:09:38.728
3	1:01.162	+1.012	15:10:39.890
4	1:00.260	+0.110	15:11:40.150
5	1:00.518	+0.368	15:12:40.668
6	1:01.034	+0.884	15:13:41.702
7	1:01.623	+1.473	15:14:43.325
8	1:01.127	+0.977	15:15:44.452
9	1:02.385	+2.235	15:16:46.837
10	1:00.150		15:17:46.987

(21) Grant REID			
1			15:08:37.886
2	1:01.850	+1.097	15:09:39.736
3	1:01.941	+1.188	15:10:41.677
4	1:01.302	+0.549	15:11:42.979
5	1:01.394	+0.641	15:12:44.373
6	1:02.323	+1.570	15:13:46.696
7	1:01.843	+1.090	15:14:48.539
8	1:03.182	+2.429	15:15:51.721
9	1:00.823	+0.070	15:16:52.544
10	1:00.753		15:17:53.297

(29) Duncan LANGTON			
1			15:08:36.189
2	1:01.808	+0.368	15:09:37.997
3	1:01.989	+0.549	15:10:39.986
4	1:01.440		15:11:41.426
5	1:01.856	+0.416	15:12:43.282
6	1:02.557	+1.117	15:13:45.839
7	1:02.160	+0.720	15:14:47.999
8	1:03.922	+2.482	15:15:51.921
9	1:02.935	+1.495	15:16:54.856
10	1:03.020	+1.580	15:17:57.876

(12) Brent NICHOL			
1			15:08:36.307

Clerk of the Course - Ian Forrest

Orbits 4

Sig. ime

www.amb-it.com

Chief Timekeeper - David Sharp (SMART)

www.mylaps.com

Times on www.mylaps.com & www.smart-timing.co.uk

Licensed to: SMART

KMSC Motorcycle racing (3)


Formula 400, Minitwins & GP125

Knockhill 1.280 Miles

Race 10 - Second Race

25/06/2011 15:20

Race (10 Laps) started at 15:07:29



Lap	Lap Tm	Diff	Time of Day
2	1:02.693	+2.270	15:09:39.000
3	1:02.057	+1.634	15:10:41.057
4	1:01.624	+1.201	15:11:42.681
5	1:01.075	+0.652	15:12:43.756
6	1:02.169	+1.746	15:13:45.925
7	1:02.636	+2.213	15:14:48.561
8	1:02.911	+2.488	15:15:51.472
9	1:01.593	+1.170	15:16:53.065
10	1:00.423		15:17:53.488

(71) David SCOTT

1			15:08:41.110
2	1:04.352	+2.471	15:09:45.462
3	1:01.997	+0.116	15:10:47.459
4	1:02.284	+0.403	15:11:49.743
5	1:03.016	+1.135	15:12:52.759
6	1:02.262	+0.381	15:13:55.021
7	1:04.129	+2.248	15:14:59.150
8	1:01.922	+0.041	15:16:01.072
9	1:01.881		15:17:02.953
10	1:01.894	+0.013	15:18:04.847

(39) Stuart HAMILTON

1			15:08:44.423
2	1:04.625	+3.585	15:09:49.048
3	1:03.627	+2.587	15:10:52.675
4	1:03.351	+2.311	15:11:56.026
5	1:02.219	+1.179	15:12:58.245
6	1:01.269	+0.229	15:13:59.514
7	1:01.727	+0.687	15:15:01.241
8	1:01.290	+0.250	15:16:02.531
9	1:01.040		15:17:03.571
10	1:01.672	+0.632	15:18:05.243

(27) John EASTON

1			15:08:42.503
2	1:03.542	+1.050	15:09:46.045
3	1:05.649	+3.157	15:10:51.694
4	1:05.292	+2.800	15:11:56.986
5	1:05.519	+3.027	15:13:02.505
6	1:03.058	+0.566	15:14:05.563
7	1:02.492		15:15:08.055
8	1:03.658	+1.166	15:16:11.713
9	1:03.034	+0.542	15:17:14.747

(118) Rod WALKER

1			15:08:42.810
2	1:04.940	+1.561	15:09:47.750
3	1:04.850	+1.471	15:10:52.600
4	1:05.472	+2.093	15:11:58.072
5	1:04.800	+1.421	15:13:02.872
6	1:04.758	+1.379	15:14:07.630
7	1:03.379		15:15:11.009
8	1:04.109	+0.730	15:16:15.118
9	1:03.866	+0.487	15:17:18.984

(11) Kevin NICHOL

1			15:08:40.501
2	1:05.311	+0.467	15:09:45.812
3	1:05.318	+0.474	15:10:51.130
4	1:05.481	+0.637	15:11:56.611

Lap	Lap Tm	Diff	Time of Day
5	1:05.557	+0.713	15:13:02.168
6	1:04.844		15:14:07.012
7	1:08.358	+3.514	15:15:15.370
8	1:06.499	+1.655	15:16:21.869
9	1:05.433	+0.589	15:17:27.302

(63) Fraser CAMERON

1			15:08:42.980
2	1:05.651	+1.101	15:09:48.631
3	1:05.780	+1.230	15:10:54.411
4	1:05.483	+0.933	15:11:59.894
5	1:04.577	+0.027	15:13:04.471
6	1:04.550		15:14:09.021
7	1:05.878	+1.328	15:15:14.899
8	1:05.068	+0.518	15:16:19.967
9	1:08.474	+3.924	15:17:28.441

(2) Max ALEXANDER

1			15:08:49.665
2	1:10.969	+1.291	15:10:00.634
3	1:10.990	+1.312	15:11:11.624
4	1:12.642	+2.964	15:12:24.266
5	1:10.013	+0.335	15:13:34.279
6	1:11.399	+1.721	15:14:45.678
7	1:12.036	+2.358	15:15:57.714
8	1:09.678		15:17:07.392

Lap	Lap Tm	Diff	Time of Day
-----	--------	------	-------------

Clerk of the Course - Ian Forrest

Orbits 4

Sig. ime
Chief Timekeeper - David Sharp (SMART)

www.amb-it.com
www.mylaps.com

Times on www.mylaps.com & www.smart-timing.co.uk

Licensed to: SMART

Formula 400, Minitwins & GP125

Knockhill 1.280 Miles

Race 10 - Second Race

25/06/2011 15:20

Race (10 Laps) started at 15:07:29

Competitors	Laps									
	1	2	3	4	5	6	7	8	9	10
Jordan FLEMING (69)	1	69	69	69	69	69	69	69	69	69
Gordon MaAVOY (93)	2	93	93	93	93	93	93	66	66	66
Owen FOZZARD (92)	3	92	92	92	92	92	66	93	93	55
Jon FROST (66)	4	66	66	66	66	66	92	55	55	93
Martin HARRISON (35)	5	35	55	55	55	55	55	92	92	92
Callum PATERSON (121)	6	121	35	35	35	35	97	97	48	48
Tom ROBINSON (55)	7	55	97	97	97	97	35	35	97	97
Sammi TASKER (97)	8	97	121	48	48	48	48	48	35	35
David McCAFFERTY (48)	9	48	48	121	121	121	121	121	121	121
Dave WORKMAN (151)	10	151	151	151	81	81	81	81	81	81
Duncan LANGTON (29)	11	29	29	81	151	13	13	151	60	60
Brent NICHOL (12)	12	12	81	13	13	151	151	60	151	151
Andrew BARTON (13)	13	13	13	29	60	60	60	13	13	13
Ryan WATSON (81)	14	81	12	60	29	29	29	29	12	21
Douglas BROWN (60)	15	60	60	12	12	12	12	21	21	12
Grant REID (21)	16	21	21	21	21	21	12	29	29	29
Kevin NICHOL (11)	17	11	71	71	71	71	71	71	71	71
David SCOTT (71)	18	71	11	11	39	39	39	39	39	39
John EASTON (27)	19	27	27	27	11	11	27	27	27	27
Rod WALKER (118)	20	118	118	118	27	27	11	118	118	118
Fraser CAMERON (63)	21	63	63	39	118	118	118	63	63	11
Stuart HAMILTON (39)	22	39	39	63	63	63	63	11	11	63
Max ALEXANDER (2)	23	2	2	2	2	2	2	2	2	2
-	24									
-	25									
-	26									
-	27									

Superstock 600

Knockhill 1.280 Miles

Race 11 - Third Race

25/06/2011 15:40

Race (15 Laps) started at 15:23:15

Pos	No.	Name	Make/Model	CC	Class Cod	Laps	Total Tm	Diff	Best Tm	Best Spd
1	39	Roy HOUSTON	Kawasaki ZX-6	600	S6	15	13:28.530		53.063	86.840
2	49	Mike McLEAN	Yamaha R6	600	S6	15	13:32.411	3.881	53.300	86.454
3	66	Jon FROST	Yamaha R6	600	S6	15	13:36.600	8.070	53.405	86.284
4	30	Mark FEARN	Kawasaki ZX6R	600	S6	15	13:37.979	9.449	53.681	85.840
5	9	Angus MEARNES	Yamaha R6		s6	15	13:39.035	10.505	53.671	85.856
6	14	Mark NEWLANDS	Yamaha R6		S6	15	13:43.590	15.060	54.034	85.280
7	20	Sean GILFILLAN	Suzuki GSXR	600	S6	15	13:48.680	20.150	54.316	84.837
8	36	Mark CUMMING	Yamaha R6	600	S6	15	13:52.295	23.765	54.856	84.002
9	21	Robbie HARLEY TODD	Yamaha R6	600	S6	15	14:09.786	41.256	55.528	82.985
10	88	Graham PIRIE	Yamaha R6	600	S6	15	14:10.171	41.641	55.615	82.855
11	13	Alan PIRIE	Kawasaki ZX6R		S6	15	14:11.816	43.286	55.499	83.029
12	27	Ewan MacKINTOSH	Suzuki GSXR	600	S6	15	14:12.422	43.892	55.713	82.710
13	31	Mark IRONSIDE	Suzuki GSXR	600	S6	15	14:13.304	44.774	56.051	82.211
14	77	Stuart JACKSON	Yamaha R6	600	S6	15	14:20.490	51.960	56.603	81.409
15	55	Iain BARRY	Yamaha R6	600	S6	14	13:29.128	1 Lap	56.619	81.386
16	7	Andy YOUNGER	Yamaha R6	600	S6	14	13:37.375	1 Lap	57.248	80.492
17	90	David McNAIRN	Suzuki GSXR	600	S6	14	13:38.922	1 Lap	57.041	80.784
DNF	666	Clark FRASER	Yamaha R6		S6	11	11:18.133	DNF	1:00.172	76.580

Not classified ()

DNS	46	Davie HYND	Suzuki GSXR	600	S6			DNS		-
DNS	28	Mark WHITTAKER	Yamaha R6		S6			DNS		-
DNS	71	Chris COOK	Kawasaki ZX6R	600	S6			DNS		-
DNS	17	Alan MITCHELL	Kawasaki ZX6R		S6			DNS		-

Margin of Victory	Avg. Speed	Best Lap Tm	Best Spd	Best Lap by
3.881	85.488	53.063	86.840	39 - Roy HOUSTON

Clerk of the Course - Ian Forrest

Orbits 4

Sig.

Time

www.amb-it.com

Chief Timekeeper - David Sharp (SMART)

www.mylaps.com

Times on www.mylaps.com & www.smart-timing.co.uk

Licensed to: SMART

KMSC Motorcycle racing (3)

Superstock 600

Knockhill 1.280 Miles

Race 11 - Third Race

25/06/2011 15:40

Race (15 Laps) started at 15:23:15

Lap	Lap Tm	Diff	Time of Day
(39) Roy HOUSTON			
1			15:24:11.010
2	53.772	+0.709	15:25:04.782
3	53.384	+0.321	15:25:58.166
4	53.117	+0.054	15:26:51.283
5	53.063		15:27:44.346
6	53.591	+0.528	15:28:37.937
7	53.156	+0.093	15:29:31.093
8	53.589	+0.526	15:30:24.682
9	53.402	+0.339	15:31:18.084
10	53.566	+0.493	15:32:11.640
11	53.554	+0.491	15:33:05.194
12	54.397	+1.334	15:33:59.591
13	54.661	+1.598	15:34:54.252
14	54.157	+1.094	15:35:48.409
15	55.229	+2.166	15:36:43.638

Lap	Lap Tm	Diff	Time of Day
(49) Mike McLEAN			
1			15:24:13.050
2	53.710	+0.410	15:25:06.760
3	53.529	+0.229	15:26:00.289
4	53.768	+0.468	15:26:54.057
5	53.975	+0.675	15:27:48.032
6	53.931	+0.631	15:28:41.963
7	53.695	+0.395	15:29:35.658
8	53.300		15:30:28.958
9	53.806	+0.506	15:31:22.764
10	53.715	+0.415	15:32:16.479
11	54.073	+0.773	15:33:10.552
12	53.903	+0.603	15:34:04.455
13	53.890	+0.590	15:34:58.345
14	55.267	+1.967	15:35:53.612
15	53.907	+0.607	15:36:47.519

Lap	Lap Tm	Diff	Time of Day
(66) Jon FROST			
1			15:24:13.790
2	54.864	+1.459	15:25:08.654
3	54.602	+1.197	15:26:03.256
4	54.129	+0.724	15:26:57.385
5	53.469	+0.064	15:27:50.854
6	53.917	+0.512	15:28:44.771
7	54.055	+0.650	15:29:38.826
8	54.123	+0.718	15:30:32.949
9	53.982	+0.577	15:31:26.931
10	53.405		15:32:20.336
11	54.531	+1.126	15:33:14.867
12	54.428	+1.023	15:34:09.295
13	53.804	+0.399	15:35:03.099
14	54.091	+0.686	15:35:57.190
15	54.518	+1.113	15:36:51.708

Lap	Lap Tm	Diff	Time of Day
(30) Mark FEARN			
1			15:24:11.838
2	53.681		15:25:05.519
3	53.777	+0.096	15:25:59.296
4	54.203	+0.522	15:26:53.499
5	53.944	+0.263	15:27:47.443
6	53.849	+0.168	15:28:41.292
7	54.541	+0.860	15:29:35.833
8	54.392	+0.711	15:30:30.225

Lap	Lap Tm	Diff	Time of Day
9	54.950	+1.269	15:31:25.175
10	54.764	+1.083	15:32:19.939
11	54.835	+1.154	15:33:14.774
12	54.610	+0.929	15:34:09.384
13	54.579	+0.898	15:35:03.963
14	54.514	+0.833	15:35:58.477
15	54.610	+0.929	15:36:53.087

Lap	Lap Tm	Diff	Time of Day
(9) Angus MEARNS			
1			15:24:12.066
2	53.671		15:25:05.737
3	53.817	+0.146	15:25:59.554
4	53.824	+0.153	15:26:53.378
5	54.307	+0.636	15:27:47.685
6	55.160	+1.489	15:28:42.845
7	55.484	+1.813	15:29:38.329
8	54.891	+1.220	15:30:33.220
9	54.359	+0.688	15:31:27.579
10	55.161	+1.490	15:32:22.740
11	54.547	+0.876	15:33:17.287
12	54.173	+0.502	15:34:11.460
13	54.010	+0.339	15:35:05.470
14	54.607	+0.936	15:36:00.077
15	54.066	+0.395	15:36:54.143

Lap	Lap Tm	Diff	Time of Day
(14) Mark NEWLANDS			
1			15:24:14.720
2	55.250	+1.216	15:25:09.970
3	54.064	+0.030	15:26:04.034
4	54.919	+0.885	15:26:58.953
5	54.034		15:27:52.987
6	54.686	+0.652	15:28:47.673
7	54.580	+0.546	15:29:42.253
8	54.475	+0.441	15:30:36.728
9	54.747	+0.713	15:31:31.475
10	55.168	+1.134	15:32:26.643
11	54.077	+0.043	15:33:20.720
12	54.380	+0.346	15:34:15.100
13	54.211	+0.177	15:35:09.311
14	54.474	+0.440	15:36:03.785
15	54.913	+0.879	15:36:58.698

Lap	Lap Tm	Diff	Time of Day
(20) Sean GILFILLAN			
1			15:24:14.645
2	55.395	+1.079	15:25:10.040
3	54.995	+0.679	15:26:05.035
4	55.260	+0.944	15:27:00.295
5	54.792	+0.476	15:27:55.087
6	55.047	+0.731	15:28:50.134
7	54.948	+0.632	15:29:45.082
8	55.180	+0.864	15:30:40.262
9	55.650	+1.334	15:31:35.912
10	54.526	+0.210	15:32:30.438
11	54.985	+0.669	15:33:25.423
12	54.528	+0.212	15:34:19.951
13	54.607	+0.291	15:35:14.558
14	54.914	+0.598	15:36:09.472
15	54.316		15:37:03.788

Lap	Lap Tm	Diff	Time of Day
(36) Mark CUMMING			
1			15:24:13.433

Lap	Lap Tm	Diff	Time of Day
2	54.890	+0.034	15:25:08.323
3	54.856		15:26:03.179
4	55.835	+0.979	15:26:59.014
5	55.472	+0.616	15:27:54.486
6	55.229	+0.373	15:28:49.715
7	54.872	+0.016	15:29:44.587
8	55.338	+0.482	15:30:39.925
9	55.376	+0.520	15:31:35.301
10	55.431	+0.575	15:32:30.732
11	55.829	+0.973	15:33:26.561
12	55.277	+0.421	15:34:21.838
13	55.084	+0.228	15:35:16.922
14	54.989	+0.133	15:36:11.911
15	55.492	+0.636	15:37:07.403

Lap	Lap Tm	Diff	Time of Day
(21) Robbie HARLEY TODD			
1			15:24:15.475
2	56.522	+0.994	15:25:11.997
3	57.153	+1.625	15:26:09.150
4	56.092	+0.564	15:27:05.242
5	56.353	+0.825	15:28:01.595
6	55.528		15:28:57.123
7	56.282	+0.754	15:29:53.405
8	56.031	+0.503	15:30:49.436
9	56.595	+1.067	15:31:46.031
10	56.608	+1.080	15:32:42.639
11	56.508	+0.980	15:33:39.147
12	56.734	+1.206	15:34:35.881
13	57.371	+1.843	15:35:33.252
14	56.047	+0.519	15:36:29.299
15	55.595	+0.067	15:37:24.894

Lap	Lap Tm	Diff	Time of Day
(88) Graham PIRIE			
1			15:24:16.523
2	56.227	+0.612	15:25:12.750
3	56.357	+0.742	15:26:09.107
4	55.950	+0.335	15:27:05.057
5	56.321	+0.706	15:28:01.378
6	55.615		15:28:56.993
7	56.179	+0.564	15:29:53.172
8	56.282	+0.667	15:30:49.454
9	56.912	+1.297	15:31:46.366
10	56.293	+0.678	15:32:42.659
11	56.523	+0.908	15:33:39.182
12	56.547	+0.932	15:34:35.729
13	57.290	+1.675	15:35:33.019
14	56.035	+0.420	15:36:29.054
15	56.225	+0.610	15:37:25.279

Lap	Lap Tm	Diff	Time of Day
(13) Alan PIRIE			
1			15:24:19.628
2	56.678	+1.179	15:25:16.306
3	55.959	+0.460	15:26:12.265
4	56.911	+1.412	15:27:09.176
5	56.620	+1.121	15:28:05.796
6	56.311	+0.812	15:29:02.107
7	56.900	+1.401	15:29:59.007
8	56.041	+0.542	15:30:55.048
9	56.197	+0.698	15:31:51.245
10	55.849	+0.350	15:32:47.094
11	56.038	+0.539	15:33:43.132

Clerk of the Course - Ian Forrest

Orbits 4

Sig. Time
Chief Timekeeper - David Sharp (SMART)

www.amb-it.com
www.mylaps.com

Times on www.mylaps.com & www.smart-timing.co.uk

Licensed to: SMART

KMSC Motorcycle racing (3)

Superstock 600

Knockhill 1.280 Miles

Race 11 - Third Race

25/06/2011 15:40

Race (15 Laps) started at 15:23:15

Lap	Lap Tm	Diff	Time of Day
12	55.923	+0.424	15:34:39.055
13	56.063	+0.564	15:35:35.118
14	56.307	+0.808	15:36:31.425
15	55.499		15:37:26.924

(27) Ewan MacKINTOSH

1			15:24:17.365
2	56.675	+0.962	15:25:14.040
3	56.144	+0.431	15:26:10.184
4	55.759	+0.046	15:27:05.943
5	56.119	+0.406	15:28:02.062
6	55.713		15:28:57.775
7	56.028	+0.315	15:29:53.803
8	56.009	+0.296	15:30:49.812
9	57.194	+1.481	15:31:47.006
10	56.105	+0.392	15:32:43.111
11	56.474	+0.761	15:33:39.585
12	56.709	+0.996	15:34:36.294
13	58.460	+2.747	15:35:34.754
14	56.107	+0.394	15:36:30.861
15	56.669	+0.956	15:37:27.530

(31) Mark IRONSIDE

1			15:24:16.611
2	56.752	+0.701	15:25:13.363
3	56.584	+0.533	15:26:09.947
4	56.261	+0.210	15:27:06.208
5	56.455	+0.404	15:28:02.663
6	56.201	+0.150	15:28:58.864
7	56.537	+0.486	15:29:55.401
8	56.275	+0.224	15:30:51.676
9	56.234	+0.183	15:31:47.910
10	56.310	+0.259	15:32:44.220
11	56.051		15:33:40.271
12	56.473	+0.422	15:34:36.744
13	57.932	+1.881	15:35:34.676
14	57.244	+1.193	15:36:31.920
15	56.492	+0.441	15:37:28.412

(77) Stuart JACKSON

1			15:24:17.551
2	57.632	+1.029	15:25:15.183
3	56.603		15:26:11.786
4	57.183	+0.580	15:27:08.969
5	57.237	+0.634	15:28:06.206
6	56.961	+0.358	15:29:03.167
7	57.146	+0.543	15:30:00.313
8	56.738	+0.135	15:30:57.051
9	57.160	+0.557	15:31:54.211
10	56.742	+0.139	15:32:50.953
11	56.726	+0.123	15:33:47.679
12	56.691	+0.088	15:34:44.370
13	57.023	+0.420	15:35:41.393
14	57.319	+0.716	15:36:38.712
15	56.886	+0.283	15:37:35.598

(55) Iain BARRY

1			15:24:19.634
2	58.241	+1.622	15:25:17.875
3	57.751	+1.132	15:26:15.626
4	57.575	+0.956	15:27:13.201

Lap	Lap Tm	Diff	Time of Day
5	57.088	+0.469	15:28:10.289
6	56.768	+0.149	15:29:07.057
7	57.232	+0.613	15:30:04.289
8	57.230	+0.611	15:31:01.519
9	56.907	+0.288	15:31:58.426
10	57.422	+0.803	15:32:55.848
11	56.619		15:33:52.467
12	57.468	+0.849	15:34:49.935
13	57.607	+0.988	15:35:47.542
14	56.694	+0.075	15:36:44.236

(7) Andy YOUNGER

1			15:24:19.793
2	58.258	+1.010	15:25:18.051
3	57.248		15:26:15.299
4	57.290	+0.042	15:27:12.589
5	57.906	+0.658	15:28:10.495
6	57.573	+0.325	15:29:08.068
7	57.485	+0.237	15:30:05.553
8	57.578	+0.330	15:31:03.131
9	57.984	+0.736	15:32:01.115
10	57.840	+0.592	15:32:58.955
11	58.576	+1.328	15:33:57.531
12	57.904	+0.656	15:34:55.435
13	59.162	+1.914	15:35:54.597
14	57.886	+0.638	15:36:52.483

(90) David McNAIRN

1			15:24:20.819
2	57.612	+0.571	15:25:18.431
3	58.508	+1.467	15:26:16.939
4	57.041		15:27:13.980
5	57.407	+0.366	15:28:11.387
6	57.338	+0.297	15:29:08.725
7	57.654	+0.613	15:30:06.379
8	57.743	+0.702	15:31:04.122
9	57.969	+0.928	15:32:02.091
10	57.735	+0.694	15:32:59.826
11	58.357	+1.316	15:33:58.183
12	58.170	+1.129	15:34:56.353
13	59.133	+2.092	15:35:55.486
14	58.544	+1.503	15:36:54.030

(666) Clark FRASER

1			15:24:21.016
2	1:00.692	+0.520	15:25:21.708
3	1:01.245	+1.073	15:26:22.953
4	1:01.955	+1.783	15:27:24.908
5	1:00.273	+0.101	15:28:25.181
6	1:01.060	+0.888	15:29:26.241
7	1:00.318	+0.146	15:30:26.559
8	1:00.341	+0.169	15:31:26.900
9	1:00.172		15:32:27.072
10	1:03.479	+3.307	15:33:30.551
11	1:02.690	+2.518	15:34:33.241

Clerk of the Course - Ian Forrest

Orbits 4

Sig.

Time

www.amb-it.com

Chief Timekeeper - David Sharp (SMART)

www.mylaps.com

Times on www.mylaps.com & www.smart-timing.co.uk

Licensed to: SMART

Superstock 600

Knockhill 1.280 Miles

Race 11 - Third Race

25/06/2011 15:40

Race (15 Laps) started at 15:23:15

Competitors	Laps														
	1	2	3	4	5	6	7	8	9	10	11	12	13	14	15
Roy HOUSTON (39)	1	39	39	39	39	39	39	39	39	39	39	39	39	39	39
Mark FEARN (30)	2	30	30	30	9	30	30	49	49	49	49	49	49	49	49
Angus MEARNS (9)	3	9	9	9	30	9	49	30	30	30	30	66	66	66	66
Mike McLEAN (49)	4	49	49	49	49	9	9	66	66	66	66	30	30	30	30
Mark CUMMING (36)	5	36	36	36	66	66	66	66	9	9	9	9	9	9	9
Jon FROST (66)	6	66	66	66	14	14	14	14	14	14	14	14	14	14	14
Sean GILFILLAN (20)	7	20	14	14	36	36	36	36	36	20	20	20	20	20	20
Mark NEWLANDS (14)	8	14	20	20	20	20	20	20	20	36	36	36	36	36	36
Robbie HARLEY TODD (21)	9	21	21	88	88	88	88	88	21	21	21	21	88	88	88
Graham PIRIE (88)	10	88	88	21	21	21	21	88	88	88	88	21	21	21	88
Mark IRONSIDE (31)	11	31	31	31	27	27	27	27	27	27	27	27	31	27	13
Ewan MacKINTOSH (27)	12	27	27	27	31	31	31	31	31	31	31	31	27	13	27
Stuart JACKSON (77)	13	77	77	77	77	13	13	13	13	13	13	13	13	31	31
Alan PIRIE (13)	14	13	13	13	13	77	77	77	77	77	77	77	77	77	77
Iain BARRY (55)	15	55	55	7	7	55	55	55	55	55	55	55	55	55	55
Andy YOUNGER (7)	16	7	7	55	55	7	7	7	7	7	7	7	7	7	7
David McNAIRN (90)	17	90	90	90	90	90	90	90	90	90	90	90	90	90	90
Clark FRASER (666)	18	666	666	666	666	666	666	666	666	666	666	666	666	666	666
-	19														
-	20														
-	21														
-	22														

Sidecars

Knockhill 1.280 Miles

Race 12 - Second Race

25/06/2011 16:00

Race (10 Laps) started at 15:42:36

Pos	No.	Name	Make/Model	Class	Laps	Total Tm	Diff	Best Tm	Best Spd
1	72	S LAURIE / J NEAVE		SC	10	8:58.789		53.090	86.796
2	21	J NEIL / G WHITEHILL	TWR R1	SC	10	9:54.222	55.433	57.860	79.641
3	8	K ANDREWS Snr / P JONES	Winstanley F2	SC	9	10:00.671	1 Lap	1:04.410	71.542
4	32	K ANDREWS Jnr / P MELVILLE	RCN F1	SC	8	9:43.402	2 Laps	1:11.285	64.642

Margin of Victory	Avg. Speed	Best Lap Tm	Best Spd	Best Lap by
55.433	85.525	53.090	86.796	72 - S LAURIE / J NEAVE

Clerk of the Course - Ian Forrest

Orbits 4

Sig. Time

www.amb-it.com

Chief Timekeeper - David Sharp (SMART)

www.mylaps.com

Times on www.mylaps.com & www.smart-timing.co.uk

Licensed to: SMART

KMSC Motorcycle racing (3)

Sidecars

Knockhill 1.280 Miles

Race 12 - Second Race

25/06/2011 16:00

Race (10 Laps) started at 15:42:36

Lap	Lap Tm	Diff	Time of Day
(72) S LAURIE / J NEAVE			
1			15:43:33.022
2	53.779	+0.689	15:44:26.801
3	53.090		15:45:19.891
4	53.462	+0.372	15:46:13.353
5	53.161	+0.071	15:47:06.514
6	54.960	+1.870	15:48:01.474
7	53.255	+0.165	15:48:54.729
8	53.581	+0.491	15:49:48.310
9	53.531	+0.441	15:50:41.841
10	53.268	+0.178	15:51:35.109

Lap	Lap Tm	Diff	Time of Day
(21) J NEIL / G WHITEHILL			
1			15:43:37.453
2	58.696	+0.836	15:44:36.149
3	59.026	+1.166	15:45:35.175
4	58.253	+0.393	15:46:33.428
5	58.589	+0.729	15:47:32.017
6	57.915	+0.055	15:48:29.932
7	57.860		15:49:27.792
8	58.860	+1.000	15:50:26.652
9	1:01.473	+3.613	15:51:28.125
10	1:02.417	+4.557	15:52:30.542

Lap	Lap Tm	Diff	Time of Day
(8) K ANDREWS Snr / P JONES			
1			15:43:44.489
2	1:04.410		15:44:48.899
3	1:05.290	+0.880	15:45:54.189
4	1:06.434	+2.024	15:47:00.623
5	1:06.056	+1.646	15:48:06.679
6	1:07.267	+2.857	15:49:13.946
7	1:06.321	+1.911	15:50:20.267
8	1:07.476	+3.066	15:51:27.743
9	1:09.248	+4.838	15:52:36.991

Lap	Lap Tm	Diff	Time of Day
(32) K ANDREWS Jnr / P MELVILLE			
1			15:43:54.152
2	1:13.388	+2.103	15:45:07.540
3	1:11.285		15:46:18.825
4	1:12.268	+0.983	15:47:31.093
5	1:11.989	+0.704	15:48:43.082
6	1:11.475	+0.190	15:49:54.557
7	1:11.865	+0.580	15:51:06.422
8	1:13.300	+2.015	15:52:19.722

Lap Lap Tm Diff Time of Day

Lap Lap Tm Diff Time of Day

Clerk of the Course - Ian Forrest

Orbits 4

Sig. Time

www.amb-it.com

Chief Timekeeper - David Sharp (SMART)

www.mylaps.com

Times on www.mylaps.com & www.smart-timing.co.uk

Licensed to: SMART

Sidecars

Knockhill 1.280 Miles

Race 12 - Second Race

25/06/2011 16:00

Race (10 Laps) started at 15:42:36

Competitors	Laps										
	1	2	3	4	5	6	7	8	9	10	
S LAURIE / J NEAVE (72)	1	72	72	72	72	72	72	72	72	72	72
J NEIL / G WHITEHILL (21)	2	21	21	21	21	21	21	21	21	21	21
K ANDREWS Snr / P JONES (8)	3	8	8	8	8	8	8	8	8	8	8
K ANDREWS Jnr / P MELVILLE (32)	4	32	32	32	32	32	32	32	32	32	32

KMSC Motorcycle racing (3)

Sorted on Laps

Clubman & Pre Injection 600

Knockhill 1.280 Miles

Race 12A - Second Race

25/06/2011 16:20

Race (10 Laps) started at 15:56:51

Pos	No.	Name	Make/Model	CC	Class Cod	Laps	Total Tm	Diff	Best Tm	Best Spd
1	107	Calum McDONALD	Ducati	1098	C	10	9:10.485		53.576	86.009
2	77	Graham DUNCAN	Yamaha R1	1000	C	10	9:11.321	0.836	54.005	85.325
3	66	Derek BUTCHER	Ducati	1098	C	10	9:11.551	1.066	53.869	85.541
4	6	Jon FROST	Yamaha FZR	400	C	10	9:12.419	1.934	54.018	85.305
5	111	Roy WAUGH	BMW S100RR	1000	C	10	9:14.911	4.426	54.518	84.523
6	47	Tony WILSON	Honda CBR	601	P16	10	9:21.708	11.223	55.549	82.954
7	88	Sean ROBINSON	Yamaha R6	600	PI6	10	9:22.478	11.993	55.179	83.510
8	190	Patrick BELL	Suzuki GBXR	1000	C	10	9:22.669	12.184	55.087	83.649
9	18	Lee LONGSTAFF	Suzuki GSXR	1000	C	10	9:30.014	19.529	55.398	83.180
10	32	Alan HOWATSON	Yamaha R6	6000	C	10	9:30.085	19.600	55.759	82.641
11	81	Adam BELL	Yamaha R6	600	PI6	10	9:31.705	21.220	56.137	82.085
12	27	Paul BOWERBANK	Yamaha R6	600	PI6	10	9:44.747	34.262	57.416	80.256
13	281	Chris CLEMENTS	Yamaha R6		P16	10	9:54.325	43.840	57.276	80.453
14	36	Charlie BUNYAN	Yamaha R6	600	C	10	9:57.604	47.119	58.091	79.324
15	72	Victor CORRIERI	Ducati	1098	C	10	10:07.746	57.261	59.078	77.999
16	44	Andrew FERCRUSON	Honda CBR	600	PI6	10	10:08.449	57.964	59.227	77.802
17	51	Charlie FLETT	Ducati	1098	C	9	9:12.453	1 Lap	1:00.201	76.544
18	101	Graham ADKINS	Ducati	1098	C	9	9:13.191	1 Lap	59.222	77.809
19	64	Steve NICOLL	Yamaha R6	600	PI6	9	9:14.370	1 Lap	1:00.594	76.047
20	67	Des BURNS	Honda CBR	600	PI6	9	9:17.452	1 Lap	1:00.061	76.722
21	12	George McCOMBIE	Yamaha R6	600	PI6	9	9:42.324	1 Lap	1:03.176	72.939
22	45	Garry SULLIVAN	Kawasaki	600	PI6	9	10:12.776	1 Lap	1:05.387	70.473
23	21	William FARQUHARSON	Aprilla Tuono		C	8	9:18.800	2 Laps	1:08.092	67.673

Not classified ()

DNF	146	Richard WHITEHEAD	Suzuki GSXR	10001	C	2	2:14.956	DNF	1:06.628	69.160
DNS	112	Forbes COWAN	BMW S100RR		C			DNS		-
DNS	10	Gavin DONALD	Suzuki SV	650	C			DNS		-
DNS	63	Kenny PATERSON	Ducati	1098	C			DNS		-
DNS	14	Richard HUGHES	Suzuki GSXR	1000	C			DNS		-
DQ	26	Allan RENNIE	Honda CBR	600	PI6	9	8:58.769	DQ	56.355	81.767

Announcements

New Track Record (53.576) for KMSC Clubmans by Calum McDONALD.

New Track Record (55.179) for KMSC Pre Injection 600 by Sean ROBINSON.

Bike No.26 - Excluded by the Clerk of the Course

Margin of Victory	Avg. Speed	Best Lap Tm	Best Spd	Best Lap by
0.836	83.708	53.576	86.009	107 - Calum McDONALD

Clerk of the Course - Ian Forrest

Orbits 4

Sig. ime

www.amb-it.com

Chief Timekeeper - David Sharp (SMART)

www.mylaps.com

Times on www.mylaps.com & www.smart-timing.co.uk

Licensed to: SMART

KMSC Motorcycle racing (3)

Clubman & Pre Injection 600

Knockhill 1.280 Miles

Race 12A - Second Race

25/06/2011 16:20

Race (10 Laps) started at 15:56:51

Lap	Lap Tm	Diff	Time of Day
(107) Calum McDONALD			
1			15:57:49.462
2	54.702	+1.126	15:58:44.164
3	54.685	+1.109	15:59:38.849
4	54.759	+1.183	16:00:33.608
5	54.904	+1.328	16:01:28.512
6	54.244	+0.668	16:02:22.756
7	55.240	+1.664	16:03:17.996
8	54.100	+0.524	16:04:12.096
9	53.576		16:05:05.672
10	56.495	+2.919	16:06:02.167

Lap	Lap Tm	Diff	Time of Day
(77) Graham DUNCAN			
1			15:57:49.761
2	54.868	+0.863	15:58:44.629
3	54.726	+0.721	15:59:39.355
4	54.613	+0.608	16:00:33.968
5	54.959	+0.954	16:01:28.927
6	55.053	+1.048	16:02:23.980
7	55.043	+1.038	16:03:19.023
8	54.005		16:04:13.028
9	54.815	+0.810	16:05:07.843
10	55.160	+1.155	16:06:03.003

Lap	Lap Tm	Diff	Time of Day
(66) Derek BUTCHER			
1			15:57:51.330
2	54.942	+1.073	15:58:46.272
3	54.306	+0.437	15:59:40.578
4	54.268	+0.399	16:00:34.846
5	54.913	+1.044	16:01:29.759
6	53.869		16:02:23.628
7	54.259	+0.390	16:03:17.887
8	54.016	+0.147	16:04:11.903
9	55.173	+1.304	16:05:07.076
10	56.157	+2.288	16:06:03.233

Lap	Lap Tm	Diff	Time of Day
(6) Jon FROST			
1			15:57:52.969
2	55.111	+1.093	15:58:48.080
3	54.609	+0.591	15:59:42.689
4	54.446	+0.428	16:00:37.135
5	54.795	+0.777	16:01:31.930
6	54.412	+0.394	16:02:26.342
7	54.370	+0.352	16:03:20.712
8	54.018		16:04:14.730
9	54.116	+0.098	16:05:08.846
10	55.255	+1.237	16:06:04.101

Lap	Lap Tm	Diff	Time of Day
(111) Roy WAUGH			
1			15:57:52.504
2	54.762	+0.244	15:58:47.266
3	54.933	+0.415	15:59:42.199
4	54.982	+0.464	16:00:37.181
5	55.407	+0.889	16:01:32.588
6	54.518		16:02:27.106
7	54.632	+0.114	16:03:21.738
8	54.870	+0.352	16:04:16.608
9	54.796	+0.278	16:05:11.404
10	55.189	+0.671	16:06:06.593

Lap	Lap Tm	Diff	Time of Day
(47) Tony WILSON			
1			15:57:50.955
2	56.379	+0.830	15:58:47.334
3	56.139	+0.590	15:59:43.473
4	55.692	+0.143	16:00:39.165
5	55.570	+0.021	16:01:34.735
6	55.981	+0.432	16:02:30.716
7	55.549		16:03:26.265
8	55.911	+0.362	16:04:22.176
9	55.624	+0.075	16:05:17.800
10	55.590	+0.041	16:06:13.390

Lap	Lap Tm	Diff	Time of Day
(88) Sean ROBINSON			
1			15:57:51.396
2	55.499	+0.320	15:58:46.895
3	55.728	+0.549	15:59:42.623
4	55.626	+0.447	16:00:38.249
5	56.064	+0.885	16:01:34.313
6	55.994	+0.815	16:02:30.307
7	56.208	+1.029	16:03:26.515
8	56.711	+1.532	16:04:23.226
9	55.755	+0.576	16:05:18.981
10	55.179		16:06:14.160

Lap	Lap Tm	Diff	Time of Day
(190) Patrick BELL			
1			15:57:52.763
2	56.283	+1.196	15:58:49.046
3	55.652	+0.565	15:59:44.698
4	56.033	+0.946	16:00:40.731
5	55.087		16:01:35.818
6	55.821	+0.734	16:02:31.639
7	55.266	+0.179	16:03:26.905
8	56.555	+1.468	16:04:23.460
9	55.636	+0.549	16:05:19.096
10	55.255	+0.168	16:06:14.351

Lap	Lap Tm	Diff	Time of Day
(18) Lee LONGSTAFF			
1			15:57:55.703
2	56.895	+1.497	15:58:52.598
3	55.906	+0.508	15:59:48.504
4	55.824	+0.426	16:00:44.328
5	55.398		16:01:39.726
6	56.229	+0.831	16:02:35.955
7	55.665	+0.267	16:03:31.620
8	56.637	+1.239	16:04:28.257
9	57.007	+1.609	16:05:25.264
10	56.432	+1.034	16:06:21.696

Lap	Lap Tm	Diff	Time of Day
(32) Alan HOWATSON			
1			15:57:52.305
2	56.368	+0.609	15:58:48.673
3	55.759		15:59:44.432
4	56.388	+0.629	16:00:40.820
5	56.250	+0.491	16:01:37.070
6	57.876	+2.117	16:02:34.946
7	56.367	+0.608	16:03:31.313
8	56.421	+0.662	16:04:27.734
9	57.052	+1.293	16:05:24.786
10	56.981	+1.222	16:06:21.767

Lap	Lap Tm	Diff	Time of Day
(81) Adam BELL			

Lap	Lap Tm	Diff	Time of Day
1			15:57:52.925
2	57.654	+1.517	15:58:50.579
3	56.860	+0.723	15:59:47.439
4	56.778	+0.641	16:00:44.217
5	56.860	+0.723	16:01:41.077
6	57.491	+1.354	16:02:38.568
7	56.137		16:03:34.705
8	56.187	+0.050	16:04:30.892
9	56.304	+0.167	16:05:27.196
10	56.191	+0.054	16:06:23.387

Lap	Lap Tm	Diff	Time of Day
(27) Paul BOWERBANK			
1			15:57:54.930
2	57.667	+0.251	15:58:52.597
3	57.896	+0.480	15:59:50.493
4	57.416		16:00:47.909
5	57.696	+0.280	16:01:45.605
6	58.067	+0.651	16:02:43.672
7	58.860	+1.444	16:03:42.532
8	57.906	+0.490	16:04:40.438
9	57.589	+0.173	16:05:38.027
10	58.402	+0.986	16:06:36.429

Lap	Lap Tm	Diff	Time of Day
(281) Chris CLEMENTS			
1			15:57:59.058
2	1:00.235	+2.959	15:58:59.293
3	1:00.258	+2.982	15:59:59.551
4	59.483	+2.207	16:00:59.034
5	57.979	+0.703	16:01:57.013
6	58.217	+0.941	16:02:55.230
7	57.869	+0.593	16:03:53.099
8	57.877	+0.601	16:04:50.976
9	57.755	+0.479	16:05:48.731
10	57.276		16:06:46.007

Lap	Lap Tm	Diff	Time of Day
(36) Charlie BUNYAN			
1			15:57:57.868
2	59.297	+1.206	15:58:57.165
3	59.528	+1.437	15:59:56.693
4	58.802	+0.711	16:00:55.495
5	58.640	+0.549	16:01:54.135
6	58.457	+0.366	16:02:52.592
7	58.386	+0.295	16:03:50.978
8	58.784	+0.693	16:04:49.762
9	58.091		16:05:47.853
10	1:01.433	+3.342	16:06:49.286

Lap	Lap Tm	Diff	Time of Day
(72) Victor CORRIERI			
1			15:58:00.814
2	1:00.659	+1.581	15:59:01.473
3	59.823	+0.745	16:00:01.296
4	59.165	+0.087	16:01:00.461
5	59.343	+0.265	16:01:59.804
6	59.078		16:02:58.882
7	59.522	+0.444	16:03:58.404
8	1:00.187	+1.109	16:04:58.591
9	59.376	+0.298	16:05:57.967
10	1:01.461	+2.383	16:06:59.428

Lap	Lap Tm	Diff	Time of Day
(44) Andrew FERCRUSON			
1			15:57:57.298

Clerk of the Course - Ian Forrest

Orbits 4

Sig. ime

www.amb-it.com

Chief Timekeeper - David Sharp (SMART)

www.mylaps.com

Times on www.mylaps.com & www.smart-timing.co.uk

Licensed to: SMART

Printed: 27/06/2011 18:25:30

KMSC Motorcycle racing (3)


Clubman & Pre Injection 600

Knockhill 1.280 Miles

Race 12A - Second Race

25/06/2011 16:20

Race (10 Laps) started at 15:56:51



Lap	Lap Tm	Diff	Time of Day
2	1:01.414	+2.187	15:58:58.712
3	1:01.635	+2.408	16:00:00.347
4	59.657	+0.430	16:01:00.004
5	1:00.227	+1.000	16:02:00.231
6	1:01.116	+1.889	16:03:01.347
7	59.873	+0.646	16:04:01.220
8	59.803	+0.576	16:05:01.023
9	59.881	+0.654	16:06:00.904
10	59.227		16:07:00.131

(51) Charlie FLETT

1			15:57:58.016
2	1:00.808	+0.607	15:58:58.824
3	1:00.421	+0.220	15:59:59.245
4	1:00.201		16:00:59.446
5	1:00.704	+0.503	16:02:00.150
6	1:00.519	+0.318	16:03:00.669
7	1:00.736	+0.535	16:04:01.405
8	1:01.000	+0.799	16:05:02.405
9	1:01.730	+1.529	16:06:04.135

(101) Graham ADKINS

1			15:57:59.413
2	1:00.641	+1.419	15:59:00.054
3	1:01.435	+2.213	16:00:01.489
4	1:00.632	+1.410	16:01:02.121
5	1:00.477	+1.255	16:02:02.598
6	59.950	+0.728	16:03:02.548
7	59.222		16:04:01.770
8	1:00.940	+1.718	16:05:02.710
9	1:02.163	+2.941	16:06:04.873

(64) Steve NICOLL

1			15:57:58.789
2	1:01.284	+0.690	15:59:00.073
3	1:00.839	+0.245	16:00:00.912
4	1:00.647	+0.053	16:01:01.559
5	1:01.063	+0.469	16:02:02.622
6	1:01.154	+0.560	16:03:03.776
7	1:00.801	+0.207	16:04:04.577
8	1:00.594		16:05:05.171
9	1:00.881	+0.287	16:06:06.052

(67) Des BURNS

1			15:58:01.430
2	1:01.964	+1.903	15:59:03.394
3	1:01.631	+1.570	16:00:05.025
4	1:01.027	+0.966	16:01:06.052
5	1:01.032	+0.971	16:02:07.084
6	1:00.984	+0.923	16:03:08.068
7	1:00.139	+0.078	16:04:08.207
8	1:00.866	+0.805	16:05:09.073
9	1:00.061		16:06:09.134

(12) George McCOMBIE

1			15:58:02.951
2	1:03.619	+0.443	15:59:06.570
3	1:03.796	+0.620	16:00:10.366
4	1:04.392	+1.216	16:01:14.758
5	1:04.357	+1.181	16:02:19.115
6	1:04.392	+1.216	16:03:23.507

Lap	Lap Tm	Diff	Time of Day
7	1:03.176		16:04:26.683
8	1:03.896	+0.720	16:05:30.579
9	1:03.427	+0.251	16:06:34.006

(45) Garry SULLIVAN

1			15:58:06.315
2	1:07.528	+2.141	15:59:13.843
3	1:08.785	+3.398	16:00:22.628
4	1:08.079	+2.692	16:01:30.707
5	1:08.125	+2.738	16:02:38.832
6	1:06.180	+0.793	16:03:45.012
7	1:06.575	+1.188	16:04:51.587
8	1:05.387		16:05:56.974
9	1:07.484	+2.097	16:07:04.458

(21) William FARQUHARSON

1			15:58:08.145
2	1:08.624	+0.532	15:59:16.769
3	1:08.092		16:00:24.861
4	1:08.697	+0.605	16:01:33.558
5	1:08.380	+0.288	16:02:41.938
6	1:10.187	+2.095	16:03:52.125
7	1:08.602	+0.510	16:05:00.727
8	1:09.755	+1.663	16:06:10.482

(146) Richard WHITEHEAD

1			15:58:00.010
2	1:06.628		15:59:06.638

(26) Allan RENNIE

1			15:57:54.597
2	56.355		15:58:50.952
3	1:15.446	+19.091	16:00:06.398
4	57.287	+0.932	16:01:03.685
5	57.304	+0.949	16:02:00.989
6	59.030	+2.675	16:03:00.019
7	56.752	+0.397	16:03:56.771
8	57.008	+0.653	16:04:53.779
9	56.672	+0.317	16:05:50.451

Clerk of the Course - Ian Forrest

Orbits 4

Sig. ime

www.amb-it.com

Chief Timekeeper - David Sharp (SMART)

www.mylaps.com

Times on www.mylaps.com & www.smart-timing.co.uk

Licensed to: SMART

Clubman & Pre Injection 600

Knockhill 1.280 Miles

Race 12A - Second Race

25/06/2011 16:20

Race (10 Laps) started at 15:56:51

Competitors	Laps									
	1	2	3	4	5	6	7	8	9	10
Calum McDONALD (107)	1	107	107	107	107	107	66	66	107	107
Graham DUNCAN (77)	2	77	77	77	77	66	107	107	66	77
Tony WILSON (47)	3	47	66	66	66	77	77	77	77	66
Derek BUTCHER (66)	4	66	88	111	6	6	6	6	6	6
Sean ROBINSON (88)	5	88	111	88	111	111	111	111	111	111
Alan HOWATSON (32)	6	32	47	6	88	88	88	47	47	47
Roy WAUGH (111)	7	111	6	47	47	47	88	88	88	88
Patrick BELL (190)	8	190	32	32	190	190	190	190	190	190
Adam BELL (81)	9	81	190	190	32	32	32	32	32	18
Jon FROST (6)	10	6	81	81	81	18	18	18	18	32
Allan RENNIE (26)	11	26	26	18	18	81	81	81	81	81
Paul BOWERBANK (27)	12	27	27	27	27	27	27	27	27	27
Lee LONGSTAFF (18)	13	18	18	36	36	36	36	36	36	281
Andrew FERCRUSON (44)	14	44	36	51	281	281	281	281	281	36
Charlie BUNYAN (36)	15	36	44	281	51	72	72	26	26	72
Charlie FLETT (51)	16	51	51	44	44	51	26	72	72	44
Steve NICOLL (64)	17	64	281	64	72	44	51	44	44	44
Chris CLEMENTS (281)	18	281	101	72	64	26	44	51	51	51
Graham ADKINS (101)	19	101	64	101	101	101	101	101	101	101
Richard WHITEHEAD (146)	20	146	72	67	26	64	64	64	64	64
Victor CORRIERI (72)	21	72	67	26	67	67	67	67	67	67
Des BURNS (67)	22	67	12	12	12	12	12	12	12	12
George McCOMBIE (12)	23	12	146	45	45	45	45	45	45	45
Garry SULLIVAN (45)	24	45	45	21	21	21	21	21	21	21
William FARQUHARSON (21)	25	21	21							
-	26									
-	27									
-	28									
-	29									

Knockhill Superbikes

Knockhill 1.280 Miles

Race 14 - Third Race

25/06/2011 17:00

Race (15 Laps) started at 16:14:02

Pos	No.	Name	Make/Model	CC	Class Cod	Laps	Total Tm	Diff	Best Tm	Best Spd
1	3	Adrian CLARK	Honda CBR RR	1000	SB	4	3:36.400		52.828	87.226
2	79	Bruce BIRNIE	BMW S100RR	1000	SB	4	3:37.814	1.414	53.035	86.886
3	179	Andrew TASKER	Kawasaki ZX10R	1000	SB	4	3:38.113	1.713	52.663	87.500
4	78	Mike KEITH	Suzuki GSXR	1000	SB	4	3:41.355	4.955	53.514	86.108
5	14	Stuart ANDERSON	Yamaha R1	1000	SB	4	3:42.070	5.670	53.845	85.579
6	25	Dennis HOBBS	BMW S100RR	1000	SB	3	2:42.052	1 Lap	52.698	87.442
7	48	Andy BELBY	Honda Fireblade	1000	SB	3	2:46.341	1 Lap	54.119	85.146
Not classified ()										
DNS	107	Calum McDONALD	Ducati	1098	C				DNS	-

Announcements

Red Flag - After Leader completed 4 laps - Result declared.

Margin of Victory	Avg. Speed	Best Lap Tm	Best Spd	Best Lap by
1.414	85.175	52.663	87.500	179 - Andrew TASKER

Clerk of the Course - Ian Forrest

Orbits 4

Sig. Time

www.amb-it.com

Chief Timekeeper - David Sharp (SMART)

www.mylaps.com

Times on www.mylaps.com & www.smart-timing.co.uk

Licensed to: SMART

KMSC Motorcycle racing (3)

Knockhill Superbikes

Knockhill 1.280 Miles

Race 14 - Third Race

25/06/2011 17:00

Race (15 Laps) started at 16:14:02

Lap	Lap Tm	Diff	Time of Day
(3) Adrian CLARK			
1			16:14:58.411
2	52.828		16:15:51.239
3	53.843	+1.015	16:16:45.082
4	54.307	+1.479	16:17:39.389
(79) Bruce BIRNIE			
1			16:14:59.900
2	53.067	+0.032	16:15:52.967
3	53.035		16:16:46.002
4	54.801	+1.766	16:17:40.803
(179) Andrew TASKER			
1			16:14:59.484
2	52.663		16:15:52.147
3	53.379	+0.716	16:16:45.526
4	55.576	+2.913	16:17:41.102
(78) Mike KEITH			
1			16:14:59.717
2	53.514		16:15:53.231
3	53.544	+0.030	16:16:46.775
4	57.569	+4.055	16:17:44.344
(14) Stuart ANDERSON			
1			16:15:01.073
2	53.874	+0.029	16:15:54.947
3	53.845		16:16:48.792
4	56.267	+2.422	16:17:45.059
(25) Dennis HOBBS			
1			16:14:58.083
2	52.698		16:15:50.781
3	54.260	+1.562	16:16:45.041
(48) Andy BELBY			
1			16:15:00.184
2	54.119		16:15:54.303
3	55.027	+0.908	16:16:49.330

Lap Lap Tm Diff Time of Day

Lap Lap Tm Diff Time of Day

Clerk of the Course - Ian Forrest

Orbits 4

Sig. Time

www.amb-it.com

Chief Timekeeper - David Sharp (SMART)

www.mylaps.com

Times on www.mylaps.com & www.smart-timing.co.uk

Licensed to: SMART

Knockhill Superbikes

Knockhill 1.280 Miles

Race 14 - Third Race

25/06/2011 17:00

Race (15 Laps) started at 16:14:02

Competitors

	Laps				
	1	2	3	4	
Dennis HOBBS (25)	1	25	25	25	3
Adrian CLARK (3)	2	3	3	3	79
Andrew TASKER (179)	3	179	179	179	179
Mike KEITH (78)	4	78	79	79	78
Bruce BIRNIE (79)	5	79	78	78	14
Andy BELBY (48)	6	48	48	14	
Stuart ANDERSON (14)	7	14	14	48	
-	8				

Classics & Formula 125

Knockhill 1.280 Miles

Race 15a - Third Race - Restart

25/06/2011 17:30

Race (10 Laps) started at 16:44:27

Pos	No.	Name	Make/Model	CC	Class Cod	Laps	Total Tm	Diff	Best Tm	Best Spd
1	49	Paul McCLUNG	Aprilla RS	125	F125	7	7:36.595		1:04.612	71.318
2	6	Lewis ROLLO	Aprilla RS	125	F125	7	7:48.903	12.308	1:06.040	69.776
3	77	Jason VERNON	Aprilla RS	125	F125	7	7:49.262	12.667	1:05.878	69.947
4	100	Ruairi DAVIDSON	Aprilia RS	125	F125	7	7:56.853	20.258	1:06.755	69.029
5	153	John MacFARLENE	Suzuki GSXR	125	PCS	7	7:58.243	21.648	1:02.307	73.956
6	23	Jed HEATH	Suzuki GSXR	125	PCS	7	7:58.695	22.100	1:03.296	72.801
7	8	Robin LAMB	Yamaha TZ	250	PCJ	7	8:11.213	34.618	1:05.851	69.976

Not classified ()

DNS	5	Zac ROBSON	Aprilla RS	125	F125			DNS		-
DNS	75	Harry PULLAR	Aprilla RS	125	F125			DNS		-
DNS	79	Ashley ROBSON	Aprilla RS	125	F125			DNS		-
DNS	11	Sandy ROBERTSON	Yamaha TZ	350	PCJ			DNS		-
DNS	55	Ian THOMPSON	Yamaha TZ	350	PCJ			DNS		-
DNS	138	David DICK	Honda NC24	400	PCJ			DNS		-
DNS	35	Martin HARRISON	Suzuki GSXR	1000	PCS			DNS		-
DNS	50	Tom DARRIE	Suzuki GSXR	1000	PCS			DNS		-
DQ	152	Cameron CAUSTON	Aprilla RS	125	F125	6	7:42.227	DQ	1:15.020	61.424

Announcements

Red Flag after Leader completed 8 laps - Results declared at Lap 7.
Bike No.152 - Excluded

Margin of Victory	Avg. Speed	Best Lap Tm	Best Spd	Best Lap by
12.308	70.645	1:02.307	73.956	153 - John MacFARLENE

Clerk of the Course - Ian Forrest

Orbits 4

Sig. ime

www.amb-it.com

Chief Timekeeper - David Sharp (SMART)

www.mylaps.com

Times on www.mylaps.com & www.smart-timing.co.uk

Licensed to: SMART

KMSC Motorcycle racing (3)

Classics & Formula 125

Knockhill 1.280 Miles

Race 15a - Third Race - Restart

25/06/2011 17:30

Race (10 Laps) started at 16:44:27

Lap	Lap Tm	Diff	Time of Day
(49) Paul McCLUNG			
1			16:45:35.113
2	1:05.365	+0.753	16:46:40.478
3	1:04.784	+0.172	16:47:45.262
4	1:05.131	+0.519	16:48:50.393
5	1:04.660	+0.048	16:49:55.053
6	1:04.612		16:50:59.665
7	1:04.872	+0.260	16:52:04.537
(6) Lewis ROLLO			
1			16:45:37.387
2	1:07.198	+1.158	16:46:44.585
3	1:06.458	+0.418	16:47:51.043
4	1:06.040		16:48:57.083
5	1:06.626	+0.586	16:50:03.709
6	1:06.456	+0.416	16:51:10.165
7	1:06.680	+0.640	16:52:16.845
(77) Jason VERNON			
1			16:45:38.284
2	1:06.627	+0.749	16:46:44.911
3	1:07.597	+1.719	16:47:52.508
4	1:05.878		16:48:58.386
5	1:06.077	+0.199	16:50:04.463
6	1:06.149	+0.271	16:51:10.612
7	1:06.592	+0.714	16:52:17.204
(100) Ruairi DAVIDSON			
1			16:45:39.330
2	1:08.109	+1.354	16:46:47.439
3	1:06.755		16:47:54.194
4	1:07.229	+0.474	16:49:01.423
5	1:08.315	+1.560	16:50:09.738
6	1:08.136	+1.381	16:51:17.874
7	1:06.921	+0.166	16:52:24.795
(153) John MacFARLENE			
1			16:45:56.345
2	1:04.134	+1.827	16:47:00.479
3	1:02.307		16:48:02.786
4	1:04.927	+2.620	16:49:07.713
5	1:05.877	+3.570	16:50:13.590
6	1:06.340	+4.033	16:51:19.930
7	1:06.255	+3.948	16:52:26.185
(23) Jed HEATH			
1			16:45:54.932
2	1:03.694	+0.398	16:46:58.626
3	1:03.296		16:48:01.922
4	1:05.635	+2.339	16:49:07.557
5	1:05.739	+2.443	16:50:13.296
6	1:06.168	+2.872	16:51:19.464
7	1:07.173	+3.877	16:52:26.637
(8) Robin LAMB			
1			16:45:56.575
2	1:06.301	+0.450	16:47:02.876
3	1:05.851		16:48:08.727
4	1:07.972	+2.121	16:49:16.699
5	1:07.904	+2.053	16:50:24.603

Lap	Lap Tm	Diff	Time of Day
6	1:07.681	+1.830	16:51:32.284
7	1:06.871	+1.020	16:52:39.155
(152) Cameron CAUSTON			
1			16:45:48.454
2	1:18.580	+3.560	16:47:07.034
3	1:16.443	+1.423	16:48:23.477
4	1:15.971	+0.951	16:49:39.448
5	1:15.701	+0.681	16:50:55.149
6	1:15.020		16:52:10.169

Lap	Lap Tm	Diff	Time of Day
-----	--------	------	-------------

Clerk of the Course - Ian Forrest

Orbits 4

Sig. ime

www.amb-it.com

Chief Timekeeper - David Sharp (SMART)

www.mylaps.com

Times on www.mylaps.com & www.smart-timing.co.uk

Licensed to: SMART

Classics & Formula 125

Knockhill 1.280 Miles

Race 15a - Third Race - Restart

25/06/2011 17:30

Race (10 Laps) started at 16:44:27

Competitors	Laps						
	1	2	3	4	5	6	7
Paul McCLUNG (49)	1	49	49	49	49	49	49
Lewis ROLLO (6)	2	6	6	6	6	6	6
Jason VERNON (77)	3	77	77	77	77	77	77
Ruairi DAVIDSON (100)	4	100	100	100	100	100	100
Cameron CAUSTON (152)	5	152	23	23	23	23	153
Jed HEATH (23)	6	23	153	153	153	153	23
John MacFARLENE (153)	7	153	8	8	8	8	8
Robin LAMB (8)	8	8	152	152	152	152	152
-	9						
-	10						
-	11						
-	12						
-	13						
-	14						
-	15						
-	16						