

Knockhill

28th 29th September 2013

Knockhill Motor Sports Club Scottish Championship Bike Meeting



S.M.A.R.T.

Scottish Motorsports Automatic Race Timing

Ravenslea, Melrose Road, Galashiels, TD1 2AT

Telephone : 01896 – 752447

Scottish Lightweights & Classics Championships

Knockhill 1.271 Miles

Warm up 1

28/09/2013 09:00

Practice started at 9:01:23

Pos	No.	Name	Make/Model	CC	Class Code	Laps	Best Tm	Diff	In Lap	Best Spd	2nd Best
1	8	Lewis ROLLO	Aprilla	450	SL	8	57.475		7	79.629	57.735
2	55	Tom ROBINSON	Yamaha	FZR400	SL	8	58.274	0.799	8	78.537	59.429
3	15	Keith DICKIE	Suzuki	SV650	SL	8	1:00.056	2.581	7	76.207	1:00.057
4	24	Craig SHIRLAW	Kawasaki	ER6	SL	5	1:00.333	2.858	4	75.857	1:00.661
5	13	Andrew BARTON	Yamaha	FZR400	SL	8	1:00.549	3.074	6	75.586	1:01.847
6	81	Gavin DONALD	Kawasaki	ER6	SL	8	1:00.584	3.109	8	75.543	1:00.994
7	21	Grant REID	Kawasaki	ZXR400	SL	6	1:01.519	4.044	5	74.395	1:02.071
8	7	Mark BOWRAN	SV Supertwin	650	SL	8	1:01.555	4.080	8	74.351	1:02.017
9	78	Lee TEASDALE	73 Bikes		SL	8	1:01.707	4.232	8	74.168	1:01.842
10	118	Rod WALKER	Kawasaki	ZXR400	SL	8	1:03.674	6.199	8	71.877	1:03.725
11	70	John ANDRUCCI	Suzuki	GSXR1100	PCS	8	1:03.717	6.242	8	71.828	1:04.143
12	66	Kevin WATRET	Kawasaki	ER6	SL	8	1:03.748	6.273	8	71.793	1:04.281
13	33	Graeme BODEL	Suzuki	SV650	SL	6	1:03.794	6.319	4	71.742	1:04.569
14	25	James PURVIS	Yamaha	FZR400	SL	8	1:04.290	6.815	7	71.188	1:04.386
15	60	Dougie BROWN	Yamaha	FZR400	SL	7	1:04.858	7.383	5	70.565	1:06.287
16	56	Phil WALTERS	Suzuki	SV6650	SL	8	1:05.121	7.646	8	70.280	1:05.215
17	39	Stuart HAMILTON	Kawasaki	ZXR400	SL	6	1:05.532	8.057	5	69.839	1:07.411
18	45	Nick ANSON	\suzuki	SV640	SL	6	1:08.051	10.576	5	67.254	1:09.582
19	194	Robyn LINDSAY	Kawasaki	ZXR400	SL	7	1:08.843	11.368	6	66.480	1:08.886

KMSC National Motorcycle Racing

Scottish Lightweight & Classics Championships

Knockhill 1.271 Miles

Warm up 1

28/09/2013 09:00

Practice started at 9:01:23

Lap	Lap Tm	Diff	Time of Day
(8) Lewis ROLLO			
1			9:02:37.586
2	1:03.064	+5.589	9:03:40.650
3	1:02.630	+5.155	9:04:43.280
4	59.989	+2.514	9:05:43.269
5	57.828	+0.353	9:06:41.097
6	57.867	+0.392	9:07:38.964
7	57.475		9:08:36.439
8	57.735	+0.260	9:09:34.174

Lap	Lap Tm	Diff	Time of Day
(55) Tom ROBINSON			
1			9:02:46.557
2	1:04.278	+6.004	9:03:50.835
3	1:05.834	+7.560	9:04:56.669
4	1:02.031	+3.757	9:05:58.700
5	59.429	+1.155	9:06:58.129
6	1:01.693	+3.419	9:07:59.822
7	59.663	+1.389	9:08:59.485
8	58.274		9:09:57.759

Lap	Lap Tm	Diff	Time of Day
(15) Keith DICKIE			
1			9:02:38.771
2	1:04.152	+4.096	9:03:42.923
3	1:01.866	+1.810	9:04:44.789
4	1:00.873	+0.817	9:05:45.662
5	1:00.565	+0.509	9:06:46.227
6	1:00.057	+0.001	9:07:46.284
7	1:00.056		9:08:46.340
8	1:00.603	+0.547	9:09:46.943

Lap	Lap Tm	Diff	Time of Day
(24) Craig SHIRLAW			
1			9:02:36.261
2	1:03.652	+3.319	9:03:39.913
3	1:02.366	+2.033	9:04:42.279
4	1:00.333		9:05:42.612
5	1:00.661	+0.328	9:06:43.273

Lap	Lap Tm	Diff	Time of Day
(13) Andrew BARTON			
1			9:02:50.830
2	1:08.746	+8.197	9:03:59.576
3	1:07.126	+6.577	9:05:06.702
4	1:02.495	+1.946	9:06:09.197
5	1:01.847	+1.298	9:07:11.044
6	1:00.549		9:08:11.593
7	1:02.191	+1.642	9:09:13.784
8	1:01.880	+1.331	9:10:15.664

Lap	Lap Tm	Diff	Time of Day
(81) Gavin DONALD			
1			9:02:41.301
2	1:06.021	+5.437	9:03:47.322
3	1:04.741	+4.157	9:04:52.063
4	1:02.332	+1.748	9:05:54.395
5	1:01.640	+1.056	9:06:56.035
6	1:02.399	+1.815	9:07:58.434
7	1:00.994	+0.410	9:08:59.428
8	1:00.584		9:10:00.012

Lap	Lap Tm	Diff	Time of Day
(21) Grant REID			
1			9:02:45.337
2	1:05.171	+3.652	9:03:50.508

Lap	Lap Tm	Diff	Time of Day
3	1:02.941	+1.422	9:04:53.449
4	1:02.071	+0.552	9:05:55.520
5	1:01.519		9:06:57.039
6	1:03.561	+2.042	9:08:00.600

Lap	Lap Tm	Diff	Time of Day
(7) Mark BOWMAN			
1			9:02:37.117
2	1:09.700	+8.145	9:03:46.817
3	1:05.434	+3.879	9:04:52.251
4	1:02.522	+0.967	9:05:54.773
5	1:02.017	+0.462	9:06:56.790
6	1:02.786	+1.231	9:07:59.576
7	1:02.519	+0.964	9:09:02.095
8	1:01.555		9:10:03.650

Lap	Lap Tm	Diff	Time of Day
(78) Lee TEASDALE			
1			9:02:34.816
2	1:04.289	+2.582	9:03:39.105
3	1:02.580	+0.873	9:04:41.685
4	1:02.847	+1.140	9:05:44.532
5	1:02.059	+0.352	9:06:46.591
6	1:01.842	+0.135	9:07:48.433
7	1:02.066	+0.359	9:08:50.499
8	1:01.707		9:09:52.206

Lap	Lap Tm	Diff	Time of Day
(118) Rod WALKER			
1			9:02:34.892
2	1:07.316	+3.642	9:03:42.208
3	1:05.376	+1.702	9:04:47.584
4	1:04.463	+0.789	9:05:52.047
5	1:05.591	+1.917	9:06:57.638
6	1:04.326	+0.652	9:08:01.964
7	1:03.725	+0.051	9:09:05.689
8	1:03.674		9:10:09.363

Lap	Lap Tm	Diff	Time of Day
(70) John ANDRUCCI			
1			9:02:43.456
2	1:06.541	+2.824	9:03:49.997
3	1:04.531	+0.814	9:04:54.528
4	1:04.968	+1.251	9:05:59.496
5	1:04.728	+1.011	9:07:04.224
6	1:04.143	+0.426	9:08:08.367
7	1:04.865	+1.148	9:09:13.232
8	1:03.717		9:10:16.949

Lap	Lap Tm	Diff	Time of Day
(66) Kevin WATRET			
1			9:02:38.565
2	1:07.589	+3.841	9:03:46.154
3	1:08.119	+4.371	9:04:54.273
4	1:04.550	+0.802	9:05:58.823
5	1:04.502	+0.754	9:07:03.325
6	1:04.888	+1.140	9:08:08.213
7	1:04.281	+0.533	9:09:12.494
8	1:03.748		9:10:16.242

Lap	Lap Tm	Diff	Time of Day
(33) Graeme BODEL			
1			9:02:41.742
2	1:05.777	+1.983	9:03:47.519
3	1:05.372	+1.578	9:04:52.891
4	1:03.794		9:05:56.685
5	1:04.569	+0.775	9:07:01.254

Lap	Lap Tm	Diff	Time of Day
6	1:05.402	+1.608	9:08:06.656
(25) James PURVIS			
1			9:02:33.569
2	1:06.843	+2.553	9:03:40.412
3	1:05.830	+1.540	9:04:46.242
4	1:05.349	+1.059	9:05:51.591
5	1:05.104	+0.814	9:06:56.695
6	1:05.542	+1.252	9:08:02.237
7	1:04.290		9:09:06.527
8	1:04.386	+0.096	9:10:10.913

Lap	Lap Tm	Diff	Time of Day
(60) Dougie BROWN			
1			9:02:53.559
2	1:10.291	+5.433	9:04:03.850
3	1:06.287	+1.429	9:05:10.137
4	1:06.899	+2.041	9:06:17.036
5	1:04.858		9:07:21.894
6	1:07.133	+2.275	9:08:29.027
7	1:11.752	+6.894	9:09:40.779

Lap	Lap Tm	Diff	Time of Day
(56) Phil WALTERS			
1			9:02:36.755
2	1:08.994	+3.873	9:03:45.749
3	1:07.480	+2.359	9:04:53.229
4	1:05.482	+0.361	9:05:58.711
5	1:05.230	+0.109	9:07:03.941
6	1:05.215	+0.094	9:08:09.156
7	1:05.929	+0.808	9:09:15.085
8	1:05.121		9:10:20.206

Lap	Lap Tm	Diff	Time of Day
(39) Stuart HAMILTON			
1			9:02:52.291
2	1:08.477	+2.945	9:04:00.768
3	1:08.421	+2.889	9:05:09.189
4	1:07.411	+1.879	9:06:16.600
5	1:05.532		9:07:22.132
6	1:11.121	+5.589	9:08:33.253

Lap	Lap Tm	Diff	Time of Day
(45) Nick ANSON			
1			9:02:47.001
2	1:10.663	+2.612	9:03:57.664
3	1:10.993	+2.942	9:05:08.657
4	1:09.582	+1.531	9:06:18.239
5	1:08.051		9:07:26.290
6	1:13.461	+5.410	9:08:39.751

Lap	Lap Tm	Diff	Time of Day
(194) Robyn LINDSAY			
1			9:02:49.893
2	1:11.683	+2.840	9:04:01.576
3	1:09.855	+1.012	9:05:11.431
4	1:09.526	+0.683	9:06:20.957
5	1:08.886	+0.043	9:07:29.843
6	1:08.843		9:08:38.686
7	1:08.904	+0.061	9:09:47.590

Clerk of the Course -

Orbits 4

Sig. Time

Chief Timekeeper - Ian Sharp (SMART)

Times on www.mylaps.com & www.smart-timing.co.uk

www.amb-it.com

www.mylaps.com

Licensed to: SMART

Scottish Championship Superstock 600

Knockhill 1.271 Miles

Warm up 2

28/09/2013 09:15

Practice started at 9:11:52

Pos	No.	Name	Make/Model	CC	Class Code	Laps	Best Tm	Diff	In Lap	Best Spd	2nd Best
1	94	Greg GILFILLAN	Kawasaki	ZX6R 600	S6	9	53.774		8	85.110	54.436
2	49	Paul McCLUNG	Kawasaki	ZX6R 600	S6	7	54.242	0.468	4	84.375	54.522
3	30	Liam SHELLCOCK	Yamaha	R6 600	S6	7	54.242	0.468	4	84.375	54.965
4	12	William MONIE	Yamaha	R6 600	S6	9	54.461	0.687	5	84.036	54.737
5	121	Callum PATERSON	Yamaha	R6 600	S6	7	54.550	0.776	7	83.899	54.599
6	71	Chris COOK	Kawasaki	ZX6R 600	S6	9	54.752	0.978	8	83.589	54.995
7	20	Mark HERITAGE	Kawasaki	ZX6R 600	S6	9	54.766	0.992	8	83.568	55.037
8	33	Mark FEARN	Kawasaki	ZX6R 600	S6	9	55.751	1.977	8	82.091	55.865
9	19	Kristopher DUNCAN	Kawasaki	ZX6R 600	S6	8	55.838	2.064	6	81.964	55.902
10	27	Bruce SMART	Yamaha	R6 600	S6	8	56.041	2.267	7	81.667	56.158
11	3	Angus MEARNES	Yamaha	R6 600	S6	6	56.125	2.351	5	81.544	56.912
12	88	Graham PIRIE	Yamaha	R6 600	S6	7	56.150	2.376	5	81.508	56.866
13	39	Stuart McINTYRE	Suzuki	GSXR 600	S6	5	56.158	2.384	3	81.496	56.225
14	91	Cathal LAVERTY	Yamaha	R6 600	S6	9	56.216	2.442	8	81.412	56.307
15	130	Douglas CUNNINGHAM	Yamaha	R6 600	S6	9	56.419	2.645	5	81.119	56.815
16	36	Mark CUMMING	Yamaha	R6 600	S6	8	56.620	2.846	7	80.832	56.699
17	67	Robert SMART	Suzuki	GSXR 600	S6	9	56.991	3.217	7	80.305	57.345
18	45	Ewan GRAY	Kawasaki	ZX6R 600	S6	9	57.050	3.276	9	80.222	57.182
19	97	Sammi TASKER	Suzuki	GSXR 600	S6	8	57.077	3.303	7	80.184	57.753
20	5	Iain BARRY	Yamaha	R6 600	S6	8	57.832	4.058	6	79.138	58.165
21	18	Andy DUNNETT	Yamaha	R6 600	S6	5	57.941	4.167	4	78.989	57.987
22	96	Grant CAMPBELL	Kawasaki	ZX6R 600	S6	6	58.237	4.463	4	78.587	58.405
23	32	Matthew KERR	Yamaha	R6 600	S6	9	58.794	5.020	5	77.843	58.871
24	28	Paul BOWERBANK	Kawasaki	ZXX6R 600	S6	3	58.836	5.062	2	77.787	1:01.141
25	29	Daniel MacCLEAN	Honda	CBR 600RR	S6	8	59.055	5.281	8	77.499	59.855
26	37	Steven CURRIE	Kawasaki	VRX 600	S6	6	59.389	5.615	4	77.063	59.703
27	21	David JACKSON	Suzuki	GSXR 600	S6	8	59.555	5.781	3	76.848	59.854
28	64	Gavin JONES	Yamaha	R6 600	S6	3	1:01.313	7.539	2	74.645	1:02.525
29	191	Mark STEPHENSON	Yamaha	R6 600	S6	8	1:02.179	8.405	8	73.605	1:02.248
30	69	Douglas HOUSTON	Triumph	675	S6	6	1:04.529	10.755	4	70.924	1:04.760

Lap	Lap Tm	Diff	Time of Day
(94) Greg GILFILLAN			
1			9:13:16.172
2	55.884	+2.110	9:14:12.056
3	54.946	+1.172	9:15:07.002
4	55.275	+1.501	9:16:02.277
5	54.436	+0.662	9:16:56.713
6	54.598	+0.824	9:17:51.311
7	57.118	+3.344	9:18:48.429
8	53.774		9:19:42.203
9	55.228	+1.454	9:20:37.431

(49) Paul McCLUNG			
1			9:13:27.992
2	57.078	+2.836	9:14:25.070
3	54.522	+0.280	9:15:19.592
4	54.242		9:16:13.834
5	56.674	+2.432	9:17:10.508
6	55.858	+1.616	9:18:06.366
7	58.946	+4.704	9:19:05.312

(30) Liam SHELLCOCK			
1			9:14:31.165
2	56.455	+2.213	9:15:27.620
3	55.025	+0.783	9:16:22.645
4	54.242		9:17:16.887
5	56.174	+1.932	9:18:13.061
6	54.971	+0.729	9:19:08.032
7	54.965	+0.723	9:20:02.997

(12) William MONIE			
1			9:12:51.829
2	57.313	+2.852	9:13:49.142
3	54.796	+0.335	9:14:43.938
4	56.912	+2.451	9:15:40.850
5	54.461		9:16:35.311
6	57.419	+2.958	9:17:32.730
7	55.337	+0.876	9:18:28.067
8	54.990	+0.529	9:19:23.057
9	54.737	+0.276	9:20:17.794

(121) Callum PATERSON			
1			9:14:31.654
2	57.590	+3.040	9:15:29.244
3	57.243	+2.693	9:16:26.487
4	55.349	+0.799	9:17:21.836
5	56.294	+1.744	9:18:18.130
6	54.599	+0.049	9:19:12.729
7	54.550		9:20:07.279

(71) Chris COOK			
1			9:13:04.595
2	1:00.497	+5.745	9:14:05.092
3	56.790	+2.038	9:15:01.882
4	57.834	+3.082	9:15:59.716
5	55.434	+0.682	9:16:55.150
6	55.524	+0.772	9:17:50.674
7	57.670	+2.918	9:18:48.344
8	54.752		9:19:43.096
9	54.995	+0.243	9:20:38.091

(20) Mark HERITAGE			
1			9:12:51.991
2	57.470	+2.704	9:13:49.461
3	55.348	+0.582	9:14:44.809
4	56.959	+2.193	9:15:41.768
5	55.037	+0.271	9:16:36.805
6	57.607	+2.841	9:17:34.412
7	55.382	+0.616	9:18:29.794
8	54.766		9:19:24.560
9	57.286	+2.520	9:20:21.846

(33) Mark FEARN			
1			9:13:04.475
2	1:01.611	+5.860	9:14:06.086
3	57.524	+1.773	9:15:03.610
4	57.005	+1.254	9:16:00.615
5	55.865	+0.114	9:16:56.480
6	55.904	+0.153	9:17:52.384
7	56.713	+0.962	9:18:49.097
8	55.751		9:19:44.848
9	56.500	+0.749	9:20:41.348

(19) Kristopher DUNCAN			
1			9:13:28.583
2	1:00.741	+4.903	9:14:29.324
3	58.308	+2.470	9:15:27.632
4	57.489	+1.651	9:16:25.121
5	55.978	+0.140	9:17:21.099
6	55.838		9:18:16.937
7	56.099	+0.261	9:19:13.036
8	55.902	+0.064	9:20:08.938

(27) Bruce SMART			
1			9:13:23.907
2	1:02.153	+6.112	9:14:26.060
3	57.955	+1.914	9:15:24.015
4	56.348	+0.307	9:16:20.363
5	56.158	+0.117	9:17:16.521
6	57.462	+1.421	9:18:13.983
7	56.041		9:19:10.024
8	57.384	+1.343	9:20:07.408

(3) Angus MEARNS			
1			9:12:58.906
2	1:00.912	+4.787	9:13:59.818
3	57.396	+1.271	9:14:57.214
4	56.912	+0.787	9:15:54.126
5	56.125		9:16:50.251
6	1:03.629	+7.504	9:17:53.880

(88) Graham PIRIE			
1			9:13:00.562
2	1:00.026	+3.876	9:14:00.588
3	57.120	+0.970	9:14:57.708
4	56.866	+0.716	9:15:54.574
5	56.150		9:16:50.724
6	57.088	+0.938	9:17:47.812
7	1:00.553	+4.403	9:18:48.365

(39) Stuart McINTYRE			
1			9:12:52.752

2	57.367	+1.209	9:13:50.119
3	56.158		9:14:46.277
4	56.225	+0.067	9:15:42.502
5	59.395	+3.237	9:16:41.897

(91) Cathal LAVERTY			
1			9:13:10.152
2	1:00.328	+4.112	9:14:10.480
3	57.859	+1.643	9:15:08.339
4	57.242	+1.026	9:16:05.581
5	58.389	+2.173	9:17:03.970
6	57.174	+0.958	9:18:01.144
7	56.307	+0.091	9:18:57.451
8	56.216		9:19:53.667
9	1:10.469	+14.253	9:21:04.136

(130) Douglas CUNNINGHAM			
1			9:13:01.567
2	1:00.107	+3.688	9:14:01.674
3	58.369	+1.950	9:15:00.043
4	56.815	+0.396	9:15:56.858
5	56.419		9:16:53.277
6	56.848	+0.429	9:17:50.125
7	59.466	+3.047	9:18:49.591
8	58.074	+1.655	9:19:47.665
9	57.071	+0.652	9:20:44.736

(36) Mark CUMMING			
1			9:13:18.329
2	1:03.367	+6.747	9:14:21.696
3	59.440	+2.820	9:15:21.136
4	58.270	+1.650	9:16:19.406
5	57.085	+0.465	9:17:16.491
6	56.699	+0.079	9:18:13.190
7	56.620		9:19:09.810
8	56.849	+0.229	9:20:06.659

(67) Robert SMART			
1			9:13:05.261
2	1:01.276	+4.285	9:14:06.537
3	58.947	+1.956	9:15:05.484
4	57.448	+0.457	9:16:02.932
5	57.345	+0.354	9:17:00.277
6	57.877	+0.886	9:17:58.154
7	56.991		9:18:55.145
8	57.449	+0.458	9:19:52.594
9	58.039	+1.048	9:20:50.633

(45) Ewan GRAY			
1			9:13:04.178
2	1:02.362	+5.312	9:14:06.540
3	59.700	+2.650	9:15:06.240
4	58.805	+1.755	9:16:05.045
5	58.402	+1.352	9:17:03.447
6	57.558	+0.508	9:18:01.005
7	57.701	+0.651	9:18:58.706
8	57.182	+0.132	9:19:55.888
9	57.050		9:20:52.938

(97) Sammi TASKER			
1			9:13:03.548

KMSC National Motorcycle Racing

Scottish Championship Superstock 600

Knockhill 1.271 Miles

Warm up 2

28/09/2013 09:15

Practice started at 9:11:52

Lap	Lap Tm	Diff	Time of Day
2	1:01.230	+4.153	9:14:04.778
3	59.254	+2.177	9:15:04.032
4	57.753	+0.676	9:16:01.785
5	57.802	+0.725	9:16:59.587
6	58.114	+1.037	9:17:57.701
7	57.077		9:18:54.778
8	1:02.300	+5.223	9:19:57.078

(5) Iain BARRY

1			9:13:12.713
2	1:02.960	+5.128	9:14:15.673
3	1:00.524	+2.692	9:15:16.197
4	58.936	+1.104	9:16:15.133
5	58.657	+0.825	9:17:13.790
6	57.832		9:18:11.622
7	58.165	+0.333	9:19:09.787
8	58.326	+0.494	9:20:08.113

(18) Andy DUNNETT

1			9:14:38.331
2	59.941	+2.000	9:15:38.272
3	57.987	+0.046	9:16:36.259
4	57.941		9:17:34.200
5	1:01.650	+3.709	9:18:35.850

(96) Grant CAMPBELL

1			9:13:16.069
2	1:01.977	+3.740	9:14:18.046
3	59.453	+1.216	9:15:17.499
4	58.237		9:16:15.736
5	58.405	+0.168	9:17:14.141
6	1:04.589	+6.352	9:18:18.730

(32) Matthew KERR

1			9:12:58.175
2	1:02.732	+3.938	9:14:00.907
3	59.995	+1.201	9:15:00.902
4	59.451	+0.657	9:16:00.353
5	58.794		9:16:59.147
6	58.871	+0.077	9:17:58.018
7	1:00.555	+1.761	9:18:58.573
8	59.636	+0.842	9:19:58.209
9	1:00.272	+1.478	9:20:58.481

(28) Paul BOWERBANK

1			9:12:58.552
2	58.836		9:13:57.388
3	1:01.141	+2.305	9:14:58.529

(29) Daniel MacCLEAN

1			9:13:36.442
2	1:05.477	+6.422	9:14:41.919
3	1:02.393	+3.338	9:15:44.312
4	1:01.793	+2.738	9:16:46.105
5	1:01.264	+2.209	9:17:47.369
6	1:01.538	+2.483	9:18:48.907
7	59.855	+0.800	9:19:48.762
8	59.055		9:20:47.817

(37) Steven CURRIE

1			9:13:10.100
---	--	--	-------------

Lap	Lap Tm	Diff	Time of Day
2	1:01.827	+2.438	9:14:11.927
3	1:00.142	+0.753	9:15:12.069
4	59.389		9:16:11.458
5	59.703	+0.314	9:17:11.161
6	1:00.344	+0.955	9:18:11.505

(21) David JACKSON

1			9:13:04.290
2	1:01.639	+2.084	9:14:05.929
3	59.555		9:15:05.484
4	59.962	+0.407	9:16:05.446
5	1:00.978	+1.423	9:17:06.424
6	1:00.082	+0.527	9:18:06.506
7	59.854	+0.299	9:19:06.360
8	1:00.319	+0.764	9:20:06.679

(64) Gavin JONES

1			9:18:50.390
2	1:01.313		9:19:51.703
3	1:02.525	+1.212	9:20:54.228

(191) Mark STEPHENSON

1			9:13:20.663
2	1:04.668	+2.489	9:14:25.331
3	1:02.248	+0.069	9:15:27.579
4	1:03.834	+1.655	9:16:31.413
5	1:05.294	+3.115	9:17:36.707
6	1:02.781	+0.602	9:18:39.488
7	1:03.073	+0.894	9:19:42.561
8	1:02.179		9:20:44.740

(69) Douglas HOUSTON

1			9:13:13.803
2	1:07.614	+3.085	9:14:21.417
3	1:05.109	+0.580	9:15:26.526
4	1:04.529		9:16:31.055
5	1:04.760	+0.231	9:17:35.815
6	1:06.830	+2.301	9:18:42.645

Clerk of the Course -

Sig. Time
 Chief Timekeeper - Ian Sharp (SMART)
 Times on www.mylaps.com & www.smart-timing.co.uk

Orbits 4

www.amb-it.com
www.mylaps.com
 Licensed to: SMART

KMSC Skinner Motorcycles 125 Championships

Knockhill 1.271 Miles

Warm up 3

28/09/2013 09:30

Practice started at 9:23:11

Pos	No.	Name	Make/Model	CC	Class Code	Laps	Best Tm	Diff	In Lap	Best Spd	2nd Best
1	69	Rory SKINNER	Honda	GP 80	F125	8	1:03.684		8	71.865	1:04.082
2	79	Ashley ROBSON	Aprillia	RS 125	F125	7	1:08.271	4.587	7	67.037	1:08.729
3	80	Bethany POLANSKI	Aprillia	RS 125	F125	7	1:08.481	4.797	7	66.831	1:10.016
4	6	Liam SHIPPERLEE	Aprillia	RS 125	F125	7	1:08.532	4.848	7	66.782	1:09.400
5	12	Jordan GILL	Aprilia	RS 125	F125	7	1:09.132	5.448	6	66.202	1:09.574
6	11	Lewis PATERSON	Aprilia	RS 125	F125	7	1:12.154	8.470	7	63.429	1:12.834
7	7	Ti McKINTOSH	Kawasaki	300	F125	1			1	-	

KMSC National Motorcycle Racing

KMSC Skinner Motorcycles 125 Championships

Knockhill 1.271 Miles

Warm up 3

28/09/2013 09:30

Practice started at 9:23:11

Lap	Lap Tm	Diff	Time of Day
(69) Rory SKINNER			
1			9:24:15.986
2	1:05.107	+1.423	9:25:21.093
3	1:05.214	+1.530	9:26:26.307
4	1:04.248	+0.564	9:27:30.555
5	1:04.082	+0.398	9:28:34.637
6	1:04.136	+0.452	9:29:38.773
7	1:04.199	+0.515	9:30:42.972
8	1:03.684		9:31:46.656

Lap	Lap Tm	Diff	Time of Day
(79) Ashley ROBSON			
1			9:24:32.063
2	1:10.578	+2.307	9:25:42.641
3	1:08.729	+0.458	9:26:51.370
4	1:09.400	+1.129	9:28:00.770
5	1:09.002	+0.731	9:29:09.772
6	1:08.844	+0.573	9:30:18.616
7	1:08.271		9:31:26.887

Lap	Lap Tm	Diff	Time of Day
(80) Bethany POLANSKI			
1			9:24:25.688
2	1:11.370	+2.889	9:25:37.058
3	1:12.681	+4.200	9:26:49.739
4	1:10.264	+1.783	9:28:00.003
5	1:11.089	+2.608	9:29:11.092
6	1:10.016	+1.535	9:30:21.108
7	1:08.481		9:31:29.589

Lap	Lap Tm	Diff	Time of Day
(6) Liam SHIPPERLEE			
1			9:24:25.433
2	1:12.408	+3.876	9:25:37.841
3	1:11.749	+3.217	9:26:49.590
4	1:10.251	+1.719	9:27:59.841
5	1:09.400	+0.868	9:29:09.241
6	1:09.766	+1.234	9:30:19.007
7	1:08.532		9:31:27.539

Lap	Lap Tm	Diff	Time of Day
(12) Jordan GILL			
1			9:24:25.562
2	1:10.996	+1.864	9:25:36.558
3	1:12.555	+3.423	9:26:49.113
4	1:10.118	+0.986	9:27:59.231
5	1:09.574	+0.442	9:29:08.805
6	1:09.132		9:30:17.937
7	1:11.111	+1.979	9:31:29.048

Lap	Lap Tm	Diff	Time of Day
(11) Lewis PATERSON			
1			9:24:37.715
2	1:14.331	+2.177	9:25:52.046
3	1:14.590	+2.436	9:27:06.636
4	1:13.479	+1.325	9:28:20.115
5	1:13.428	+1.274	9:29:33.543
6	1:12.834	+0.680	9:30:46.377
7	1:12.154		9:31:58.531

Lap	Lap Tm	Diff	Time of Day
(7) Ti McKINTOSH			
1			9:24:39.643

Clerk of the Course -

Sig. Time
 Chief Timekeeper - Ian Sharp (SMART)
 Times on www.mylaps.com & www.smart-timing.co.uk

Orbits 4

www.amb-it.com
www.mylaps.com
 Licensed to: SMART

Scottish Championship Superbikes / KMSC Clubman

Knockhill 1.271 Miles

Warm up 4

28/09/2013 09:45

Practice started at 9:35:56

Pos	No.	Name	Make/Model	CC	Class Code	Laps	Best Tm	Diff	In Lap	Best Spd	2nd Best
1	31	Torquil PATERSON	Suzuki	GSXR1000	SB	9	52.247		9	87.597	52.898
2	78	Mike KEITH	Kawasaki	ZX10R	SB	8	52.337	0.090	5	87.446	52.963
3	55	Donald MacFADYEN	BMW	S1000RR	SB	5	53.315	1.068	4	85.842	53.814
4	84	Darren ROSS	Kawasaki	ZX10R	C	9	53.394	1.147	9	85.715	53.618
5	36	Roy HOUSTON	Kawasaki	ZX10R	SB	7	53.441	1.194	6	85.640	54.187
6	124	Craig SHIRLAW	Kawasaki	ZX10R	SB	9	53.584	1.337	9	85.411	53.905
7	179	Andrew TASKER	Kawasaki ZXR	1000	SB	7	53.772	1.525	5	85.113	54.011
8	61	Norman BRUNTON	Yamaha	R1 1000	SB	9	53.795	1.548	7	85.076	54.346
9	6	Alan DAVISON	Ducati	1198	C	7	53.810	1.563	3	85.053	53.949
10	17	Martin JOWETT	Kawasaki	1000	SB	7	54.369	2.122	4	84.178	54.487
11	165	Alan BAILEY	Suzuki	GSXR 1000K7	SB	9	54.746	2.499	4	83.598	54.787
12	22	Sean COOPER	Kawasaki	ZX10R	SB	9	54.960	2.713	6	83.273	55.451
13	66	Derek BUTCHER	Ducati	1198	C	9	55.252	3.005	7	82.833	55.403
14	11	Richard HUGHES	Suzuki	GSXR1000	C	9	55.363	3.116	8	82.667	55.395
15	24	Andrew LAMOND	BMW	S1000RR	C	9	55.436	3.189	8	82.558	55.481
16	14	Paul QUINN	Yamaha	R1 1000	C	9	55.669	3.422	9	82.212	56.025
17	89	Andrew HUNTER	Suzuki	GSXR 1000	C	9	56.174	3.927	8	81.473	56.853
18	65	Craig COX	Yamaha	R1 1000	C	8	57.410	5.163	7	79.719	58.285
19	111	Gavin DONALD	BMW	s1000rr	C	9	57.433	5.186	6	79.687	58.086
20	117	Jimmy SHANKS	KTM	RC8	C	9	57.666	5.419	7	79.365	57.899
21	47	Alan BRYCE	Suzuki	GSXR 1000	C	6	57.719	5.472	3	79.292	58.685
22	72	Victor CORRIERI	Ducati	1198	C	7	57.771	5.524	6	79.221	57.971
23	63	Kenny PATERSON	Ducati	1198	C	7	58.748	6.501	6	77.904	59.382
24	23	Maurice RAE	Ducati	1198	C	8	59.309	7.062	5	77.167	59.940
25	77	Graham DUNCAN	BMW	S1000RR	C	3	1:00.596	8.349	2	75.528	1:07.875
26	33	Graeme BODEL	Ducati	1098	C	6	1:01.558	9.311	4	74.347	1:01.570
27	64	Brian MacKIE	Ducati	1100	C	8	1:01.593	9.346	8	74.305	1:01.816
28	69	Bryan CAMPBELL	Kawasaki	ZX10	SB	4	1:01.648	9.401	4	74.239	1:04.806
29	71	Leigh BROOKS	Yamaha	R1	SB	8	1:01.655	9.408	5	74.230	1:01.771

Clerk of the Course -

Orbits 4

Sig. Time

www.amb-it.com

Chief Timekeeper - Ian Sharp (SMART)

www.mylaps.com

Times on www.mylaps.com & www.smart-timing.co.uk

Licensed to: SMART

KMSC National Motorcycle Racing

Scottish Championship Superbikes / KMSC Clubman

Knockhill 1.271 Miles

Warm up 4

28/09/2013 09:45

Practice started at 9:35:56

Lap	Lap Tm	Diff	Time of Day
(31) Torquil PATERSON			
1			9:37:15.442
2	57.305	+5.058	9:38:12.747
3	53.999	+1.752	9:39:06.746
4	54.563	+2.316	9:40:01.309
5	53.084	+0.837	9:40:54.393
6	53.176	+0.929	9:41:47.569
7	52.898	+0.651	9:42:40.467
8	53.473	+1.226	9:43:33.940
9	52.247		9:44:26.187
(78) Mike KEITH			
1			9:37:03.339
2	57.426	+5.089	9:38:00.765
3	53.545	+1.208	9:38:54.310
4	52.963	+0.626	9:39:47.273
5	52.337		9:40:39.610
6	54.301	+1.964	9:41:33.911
7	53.316	+0.979	9:42:27.227
8	55.897	+3.560	9:43:23.124
(55) Donald MacFADYEN			
1			9:36:54.592
2	55.898	+2.583	9:37:50.490
3	53.814	+0.499	9:38:44.304
4	53.315		9:39:37.619
5	58.600	+5.285	9:40:36.219
(84) Darren ROSS			
1			9:37:11.038
2	58.476	+5.082	9:38:09.514
3	56.329	+2.935	9:39:05.843
4	56.078	+2.684	9:40:01.921
5	54.048	+0.654	9:40:55.969
6	54.850	+1.456	9:41:50.819
7	53.618	+0.224	9:42:44.437
8	53.635	+0.241	9:43:38.072
9	53.394		9:44:31.466
(36) Roy HOUSTON			
1			9:37:11.180
2	57.575	+4.134	9:38:08.755
3	54.378	+0.937	9:39:03.133
4	54.187	+0.746	9:39:57.320
5	54.381	+0.940	9:40:51.701
6	53.441		9:41:45.142
7	59.026	+5.585	9:42:44.168
(124) Craig SHIRLAW			
1			9:37:05.227
2	58.610	+5.026	9:38:03.837
3	58.031	+4.447	9:39:01.868
4	55.296	+1.712	9:39:57.164
5	54.855	+1.271	9:40:52.019
6	54.834	+1.250	9:41:46.853
7	53.905	+0.321	9:42:40.758
8	54.174	+0.590	9:43:34.932
9	53.584		9:44:28.516
(179) Andrew TASKER			

Lap	Lap Tm	Diff	Time of Day
1			9:36:55.194
2	55.713	+1.941	9:37:50.907
3	54.057	+0.285	9:38:44.964
4	54.011	+0.239	9:39:38.975
5	53.772		9:40:32.747
6	54.403	+0.631	9:41:27.150
7	56.417	+2.645	9:42:23.567
(61) Norman BRUNTON			
1			9:37:12.583
2	1:00.165	+6.370	9:38:12.748
3	55.063	+1.268	9:39:07.811
4	54.938	+1.143	9:40:02.749
5	55.566	+1.771	9:40:58.315
6	54.641	+0.846	9:41:52.956
7	53.795		9:42:46.751
8	54.346	+0.551	9:43:41.097
9	56.848	+3.053	9:44:37.945
(6) Alan DAVISON			
1			9:36:55.294
2	55.853	+2.043	9:37:51.147
3	53.810		9:38:44.957
4	53.949	+0.139	9:39:38.906
5	54.284	+0.474	9:40:33.190
6	55.414	+1.604	9:41:28.604
7	59.430	+5.620	9:42:28.034
(17) Martin JOWETT			
1			9:36:54.812
2	56.928	+2.559	9:37:51.740
3	55.112	+0.743	9:38:46.852
4	54.369		9:39:41.221
5	54.487	+0.118	9:40:35.708
6	55.449	+1.080	9:41:31.157
7	58.763	+4.394	9:42:29.920
(165) Alan BAILEY			
1			9:36:55.372
2	57.944	+3.198	9:37:53.316
3	56.501	+1.755	9:38:49.817
4	54.746		9:39:44.563
5	54.787	+0.041	9:40:39.350
6	55.415	+0.669	9:41:34.765
7	56.425	+1.679	9:42:31.190
8	55.187	+0.441	9:43:26.377
9	56.809	+2.063	9:44:23.186
(22) Sean COOPER			
1			9:37:15.443
2	59.944	+4.984	9:38:15.387
3	58.976	+4.016	9:39:14.363
4	56.155	+1.195	9:40:10.518
5	55.451	+0.491	9:41:05.969
6	54.960		9:42:00.929
7	56.142	+1.182	9:42:57.071
8	57.540	+2.580	9:43:54.611
9	55.720	+0.760	9:44:50.331
(66) Derek BUTCHER			
1			9:37:03.105

Lap	Lap Tm	Diff	Time of Day
2	59.444	+4.192	9:38:02.549
3	57.665	+2.413	9:39:00.214
4	56.146	+0.894	9:39:56.360
5	55.403	+0.151	9:40:51.763
6	55.740	+0.488	9:41:47.503
7	55.252		9:42:42.755
8	55.788	+0.536	9:43:38.543
9	59.558	+4.306	9:44:38.101
(11) Richard HUGHES			
1			9:37:10.256
2	56.748	+1.385	9:38:07.004
3	57.153	+1.790	9:39:04.157
4	58.415	+3.052	9:40:02.572
5	57.924	+2.561	9:41:00.496
6	56.881	+1.518	9:41:57.377
7	55.395	+0.032	9:42:52.772
8	55.363		9:43:48.135
9	55.772	+0.409	9:44:43.907
(24) Andrew LAMOND			
1			9:37:14.349
2	1:00.825	+5.389	9:38:15.174
3	58.394	+2.958	9:39:13.568
4	56.912	+1.476	9:40:10.480
5	56.496	+1.060	9:41:06.976
6	57.841	+2.405	9:42:04.817
7	55.481	+0.045	9:43:00.298
8	55.436		9:43:55.734
9	57.405	+1.969	9:44:53.139
(14) Paul QUINN			
1			9:37:11.889
2	1:00.233	+4.564	9:38:12.122
3	57.633	+1.964	9:39:09.755
4	56.025	+0.356	9:40:05.780
5	56.497	+0.828	9:41:02.277
6	56.952	+1.283	9:41:59.229
7	57.244	+1.575	9:42:56.473
8	56.128	+0.459	9:43:52.601
9	55.669		9:44:48.270
(89) Andrew HUNTER			
1			9:37:10.637
2	58.606	+2.432	9:38:09.243
3	57.303	+1.129	9:39:06.546
4	56.853	+0.679	9:40:03.399
5	58.247	+2.073	9:41:01.646
6	57.029	+0.855	9:41:58.675
7	57.148	+0.974	9:42:55.823
8	56.174		9:43:51.997
9	59.194	+3.020	9:44:51.191
(65) Craig COX			
1			9:37:01.361
2	1:01.424	+4.014	9:38:02.785
3	59.057	+1.647	9:39:01.842
4	59.341	+1.931	9:40:01.183
5	1:05.701	+8.291	9:41:06.884
6	58.285	+0.875	9:42:05.169
7	57.410		9:43:02.579

Clerk of the Course -

Sig. Time
 Chief Timekeeper - Ian Sharp (SMART)
 Times on www.mylaps.com & www.smart-timing.co.uk

Orbits 4

www.amb-it.com
 www.mylaps.com
 Licensed to: SMART

KMSC National Motorcycle Racing

Scottish Championship Superbikes / KMSC Clubman

Knockhill 1.271 Miles

Warm up 4

28/09/2013 09:45

Practice started at 9:35:56

Lap	Lap Tm	Diff	Time of Day
8	1:17.338	+19.928	9:44:19.917
(111) Gavin DONALD			
1			9:37:05.980
2	59.603	+2.170	9:38:05.583
3	58.240	+0.807	9:39:03.823
4	58.114	+0.681	9:40:01.937
5	59.231	+1.798	9:41:01.168
6	57.433		9:41:58.601
7	58.086	+0.653	9:42:56.687
8	58.542	+1.109	9:43:55.229
9	59.285	+1.852	9:44:54.514
(117) Jimmy SHANKS			
1			9:37:02.185
2	1:01.068	+3.402	9:38:03.253
3	59.768	+2.102	9:39:03.021
4	58.545	+0.879	9:40:01.566
5	58.679	+1.013	9:41:00.245
6	57.899	+0.233	9:41:58.144
7	57.666		9:42:55.810
8	59.010	+1.344	9:43:54.820
9	58.904	+1.238	9:44:53.724
(47) Alan BRYCE			
1			9:37:16.753
2	1:01.797	+4.078	9:38:18.550
3	57.719		9:39:16.269
4	58.685	+0.966	9:40:14.954
5	1:02.386	+4.667	9:41:17.340
6	1:03.226	+5.507	9:42:20.566
(72) Victor CORRIERI			
1			9:37:00.107
2	1:00.566	+2.795	9:38:00.673
3	58.516	+0.745	9:38:59.189
4	57.971	+0.200	9:39:57.160
5	57.985	+0.214	9:40:55.145
6	57.771		9:41:52.916
7	1:01.471	+3.700	9:42:54.387
(63) Kenny PATERSON			
1			9:37:14.928
2	1:00.496	+1.748	9:38:15.424
3	59.516	+0.768	9:39:14.940
4	59.461	+0.713	9:40:14.401
5	59.382	+0.634	9:41:13.783
6	58.748		9:42:12.531
7	1:01.316	+2.568	9:43:13.847
(23) Maurice RAE			
1			9:37:10.601
2	1:03.630	+4.321	9:38:14.231
3	1:00.116	+0.807	9:39:14.347
4	59.940	+0.631	9:40:14.287
5	59.309		9:41:13.596
6	1:00.603	+1.294	9:42:14.199
7	1:00.041	+0.732	9:43:14.240
8	1:00.591	+1.282	9:44:14.831
(77) Graham DUNCAN			

Lap	Lap Tm	Diff	Time of Day
1			9:37:14.566
2	1:00.596		9:38:15.162
3	1:07.875	+7.279	9:39:23.037
(33) Graeme BODEL			
1			9:37:19.258
2	1:05.315	+3.757	9:38:24.573
3	1:03.589	+2.031	9:39:28.162
4	1:01.558		9:40:29.720
5	1:01.570	+0.012	9:41:31.290
6	1:03.096	+1.538	9:42:34.386
(64) Brian MacKIE			
1			9:37:19.374
2	1:05.407	+3.814	9:38:24.781
3	1:04.072	+2.479	9:39:28.853
4	1:02.825	+1.232	9:40:31.678
5	1:02.635	+1.042	9:41:34.313
6	1:01.816	+0.223	9:42:36.129
7	1:02.319	+0.726	9:43:38.448
8	1:01.593		9:44:40.041
(69) Bryan CAMPBELL			
1			9:37:12.261
2	1:04.806	+3.158	9:38:17.067
3	1:19.073	+17.425	9:39:36.140
4	1:01.648		9:40:37.788
(71) Leigh BROOKS			
1			9:37:14.498
2	1:08.609	+6.954	9:38:23.107
3	1:05.326	+3.671	9:39:28.433
4	1:03.352	+1.697	9:40:31.785
5	1:01.655		9:41:33.440
6	1:02.029	+0.374	9:42:35.469
7	1:02.378	+0.723	9:43:37.847
8	1:01.771	+0.116	9:44:39.618

Lap	Lap Tm	Diff	Time of Day
-----	--------	------	-------------

Clerk of the Course -

Sig. Time
 Chief Timekeeper - Ian Sharp (SMART)
 Times on www.mylaps.com & www.smart-timing.co.uk

Orbits 4

www.amb-it.com
www.mylaps.com
 Licensed to: SMART

KMSC Cupar Motorcycles Pre Injection 600

Knockhill 1.271 Miles

Warm up 5

28/09/2013 10:00

Practice started at 9:46:44

Pos	No.	Name	Make/Model	CC	Class Code	Laps	Best Tm	Diff	In Lap	Best Spd	2nd Best
1	80	Lee TEASDALE	Yamaha	R6 600	PI6	9	55.891		9	81.886	56.208
2	67	Derek BURNS	Yamaha	R6 600	PI6	5	55.901	0.010	4	81.871	56.830
3	75	Harry PULLAR	Yamaha	R6 600	PI6	9	56.826	0.935	6	80.538	56.878
4	26	Allan RENNIE	Honda	CBR 600	PI6	6	57.142	1.251	5	80.093	57.554
5	11	Patrick FORMAN	Yamaha	R6 600	PI6	7	57.469	1.578	5	79.637	57.530
6	27	Paul BOWERBANK	Yamaha	R6 600	PI6	3	58.502	2.611	2	78.231	1:01.323
7	122	David SUDDER	Yamaha	P6 600	PI6	8	58.580	2.689	8	78.127	59.636
8	72	Douglas SHEARER	Kawasaki	ZX6R 600	PI6	6	1:00.534	4.643	5	75.605	1:01.250
9	79	James ROTHERAY	Yamaha	R6 600	PI6	7	1:02.265	6.374	5	73.503	1:02.505
10	169	Chris RICHAL	Yamaha	R6 600	PI6	8	1:04.401	8.510	7	71.065	1:05.413

Clerk of the Course -

Orbits 4

Sig. Time

www.amb-it.com

Chief Timekeeper - Ian Sharp (SMART)

www.mylaps.com

Times on www.mylaps.com & www.smart-timing.co.uk

Licensed to: SMART

KMSC National Motorcycle Racing

KMSC Cupar Motorcycles Pre Injection 600

Knockhill 1.271 Miles

Warm up 5

28/09/2013 10:00

Practice started at 9:46:44



Lap	Lap Tm	Diff	Time of Day
(80) Lee TEASDALE			
1			9:47:45.310
2	57.755	+1.864	9:48:43.065
3	57.349	+1.458	9:49:40.414
4	57.480	+1.589	9:50:37.894
5	56.800	+0.909	9:51:34.694
6	57.036	+1.145	9:52:31.730
7	56.620	+0.729	9:53:28.350
8	56.208	+0.317	9:54:24.558
9	55.891		9:55:20.449
(67) Derek BURNS			
1			9:47:43.570
2	56.830	+0.929	9:48:40.400
3	57.311	+1.410	9:49:37.711
4	55.901		9:50:33.612
5	1:03.879	+7.978	9:51:37.491
(75) Harry PULLAR			
1			9:47:43.268
2	58.923	+2.097	9:48:42.191
3	58.310	+1.484	9:49:40.501
4	58.488	+1.662	9:50:38.989
5	57.109	+0.283	9:51:36.098
6	56.826		9:52:32.924
7	56.878	+0.052	9:53:29.802
8	58.582	+1.756	9:54:28.384
9	58.640	+1.814	9:55:27.024
(26) Allan RENNIE			
1			9:47:43.793
2	58.016	+0.874	9:48:41.809
3	57.992	+0.850	9:49:39.801
4	57.554	+0.412	9:50:37.355
5	57.142		9:51:34.497
6	58.662	+1.520	9:52:33.159
(11) Patrick FORMAN			
1			9:47:46.433
2	58.469	+1.000	9:48:44.902
3	57.897	+0.428	9:49:42.799
4	58.230	+0.761	9:50:41.029
5	57.469		9:51:38.498
6	57.530	+0.061	9:52:36.028
7	1:02.424	+4.955	9:53:38.452
(27) Paul BOWERBANK			
1			9:47:40.623
2	58.502		9:48:39.125
3	1:01.323	+2.821	9:49:40.448
(122) David SUDDER			
1			9:47:57.750
2	1:01.743	+3.163	9:48:59.493
3	1:00.546	+1.966	9:50:00.039
4	1:01.020	+2.440	9:51:01.059
5	1:00.052	+1.472	9:52:01.111
6	1:00.767	+2.187	9:53:01.878
7	59.636	+1.056	9:54:01.514
8	58.580		9:55:00.094

Lap	Lap Tm	Diff	Time of Day
(72) Douglas SHEARER			
1			9:47:52.103
2	1:03.568	+3.034	9:48:55.671
3	1:02.238	+1.704	9:49:57.909
4	1:01.250	+0.716	9:50:59.159
5	1:00.534		9:51:59.693
6	1:07.177	+6.643	9:53:06.870
(79) James ROTHERAY			
1			9:47:53.413
2	1:03.808	+1.543	9:48:57.221
3	1:03.068	+0.803	9:50:00.289
4	1:02.505	+0.240	9:51:02.794
5	1:02.265		9:52:05.059
6	1:03.365	+1.100	9:53:08.424
7	1:12.595	+10.330	9:54:21.019
(169) Chris RICHAL			
1			9:47:57.463
2	1:08.169	+3.768	9:49:05.632
3	1:07.789	+3.388	9:50:13.421
4	1:06.546	+2.145	9:51:19.967
5	1:05.757	+1.356	9:52:25.724
6	1:05.413	+1.012	9:53:31.137
7	1:04.401		9:54:35.538
8	1:07.983	+3.582	9:55:43.521

Lap	Lap Tm	Diff	Time of Day
-----	--------	------	-------------

Clerk of the Course -

Orbits 4

Sig. Time

Chief Timekeeper - Ian Sharp (SMART)

www.amb-it.com

Times on www.mylaps.com & www.smart-timing.co.uk

www.mylaps.com

Licensed to: SMART

Scottish Lightweights & Classics Championships

Knockhill 1.271 Miles

Qualifying 1

28/09/2013 10:15

Qualify started at 9:57:20

Pos	No.	Name	Make/Model	CC	Class Code	Laps	Best Tm	Diff	In Lap	Best Spd	2nd Best
1	24	Craig SHIRLAW	Kawasaki	ER6	SL	10	55.609		9	82.301	55.890
2	8	Lewis ROLLO	Aprilla	450	SL	11	55.966	0.357	8	81.776	56.187
3	55	Tom ROBINSON	Yamaha	FZR400	SL	11	56.977	1.368	8	80.325	57.250
4	21	Grant REID	Kawasaki	ZXR400	SL	10	58.128	2.519	6	78.735	58.286
5	15	Keith DICKIE	Suzuki	SV650	SL	10	58.593	2.984	8	78.110	58.720
6	81	Gavin DONALD	Kawasaki	ER6	SL	8	58.952	3.343	3	77.634	58.978
7	78	Lee TEASDALE	WK Bikes		SL	9	58.969	3.360	6	77.612	59.135
8	13	Andrew BARTON	Yamaha	FZR400	SL	9	59.129	3.520	7	77.402	59.219
9	7	Mark BOWRAN	SV Supertwin	650	SL	10	59.690	4.081	10	76.674	59.747
10	39	Stuart HAMILTON	Kawasaki	ZXR400	SL	10	59.968	4.359	8	76.319	1:00.133
11	70	John ANDRUCCI	Suzuki	GSXR1100	PCS	10	1:00.091	4.482	10	76.162	1:00.481
12	33	Graeme BODEL	Suzuki	SV650	SL	7	1:00.642	5.033	6	75.470	1:01.166
13	118	Rod WALKER	Kawasaki	ZXR400	SL	10	1:00.724	5.115	7	75.369	1:01.309
14	60	Dougie BROWN	Yamaha	FZR400	SL	10	1:01.367	5.758	7	74.579	1:01.459
15	66	Kevin WATRET	Kawasaki	ER6	SL	9	1:01.605	5.996	7	74.291	1:01.902
16	25	James PURVIS	Yamaha	FZR400	SL	10	1:02.021	6.412	10	73.792	1:02.592
17	56	Phil WALTERS	Suzuki	SV6650	SL	4	1:04.828	9.219	3	70.597	1:05.718
18	194	Robyn LINDSAY	Kawasaki	ZXR400	SL	9	1:05.866	10.257	7	69.485	1:07.102
19	45	Nick ANSON	Suzuki	SV640	SL	7	1:06.853	11.244	6	68.459	1:07.008

Clerk of the Course -

Orbits 4

Sig. Time

www.amb-it.com

Chief Timekeeper - Ian Sharp (SMART)

www.mylaps.com

Times on www.mylaps.com & www.smart-timing.co.uk

Licensed to: SMART

Lap	Lap Tm	Diff	Time of Day
(24) Craig SHIRLAW			
1			9:58:20.203
2	57.288	+1.679	9:59:17.491
3	56.573	+0.964	10:00:14.064
4	57.020	+1.411	10:01:11.084
5	58.179	+2.570	10:02:09.263
6	57.617	+2.008	10:03:06.880
7	55.954	+0.345	10:04:02.834
8	55.890	+0.281	10:04:58.724
9	55.609		10:05:54.333
10	1:05.471	+9.862	10:06:59.804

(8) Lewis ROLLO			
1			9:58:25.176
2	57.477	+1.511	9:59:22.653
3	56.544	+0.578	10:00:19.197
4	56.424	+0.458	10:01:15.621
5	56.353	+0.387	10:02:11.974
6	57.382	+1.416	10:03:09.356
7	56.187	+0.221	10:04:05.543
8	55.966		10:05:01.509
9	56.578	+0.612	10:05:58.087
10	57.790	+1.824	10:06:55.877
11	57.416	+1.450	10:07:53.293

(55) Tom ROBINSON			
1			9:58:17.957
2	58.494	+1.517	9:59:16.451
3	57.960	+0.983	10:00:14.411
4	58.114	+1.137	10:01:12.525
5	58.348	+1.371	10:02:10.873
6	59.443	+2.466	10:03:10.316
7	57.392	+0.415	10:04:07.708
8	56.977		10:05:04.685
9	57.250	+0.273	10:06:01.935
10	57.843	+0.866	10:06:59.778
11	58.821	+1.844	10:07:58.599

(21) Grant REID			
1			9:58:22.972
2	59.720	+1.592	9:59:22.692
3	58.735	+0.607	10:00:21.427
4	58.751	+0.623	10:01:20.178
5	58.559	+0.431	10:02:18.737
6	58.128		10:03:16.865
7	1:00.161	+2.033	10:04:17.026
8	58.633	+0.505	10:05:15.659
9	58.286	+0.158	10:06:13.945
10	58.475	+0.347	10:07:12.420

(15) Keith DICKIE			
1			9:58:21.561
2	59.270	+0.677	9:59:20.831
3	59.081	+0.488	10:00:19.912
4	58.720	+0.127	10:01:18.632
5	58.898	+0.305	10:02:17.530
6	58.798	+0.205	10:03:16.328
7	58.992	+0.399	10:04:15.320
8	58.593		10:05:13.913
9	59.005	+0.412	10:06:12.918

Lap	Lap Tm	Diff	Time of Day
10	1:03.049	+4.456	10:07:15.967
(81) Gavin DONALD			
1			9:58:24.485
2	59.844	+0.892	9:59:24.329
3	58.952		10:00:23.281
4	59.067	+0.115	10:01:22.348
5	58.978	+0.026	10:02:21.326
6	59.431	+0.479	10:03:20.757
7	59.387	+0.435	10:04:20.144
8	1:02.521	+3.569	10:05:22.665

(78) Lee TEASDALE			
1			9:59:13.910
2	59.318	+0.349	10:00:13.228
3	59.135	+0.166	10:01:12.363
4	59.307	+0.338	10:02:11.670
5	1:00.349	+1.380	10:03:12.019
6	58.969		10:04:10.988
7	59.866	+0.897	10:05:10.854
8	59.540	+0.571	10:06:10.394
9	59.290	+0.321	10:07:09.684

(13) Andrew BARTON			
1			9:58:33.451
2	1:01.310	+2.181	9:59:34.761
3	1:00.768	+1.639	10:00:35.529
4	1:00.848	+1.719	10:01:36.377
5	59.739	+0.610	10:02:36.116
6	59.625	+0.496	10:03:35.741
7	59.129		10:04:34.870
8	59.219	+0.090	10:05:34.089
9	1:09.136	+10.007	10:06:43.225

(7) Mark BOWRAN			
1			9:58:39.566
2	1:02.171	+2.481	9:59:41.737
3	59.994	+0.304	10:00:41.731
4	1:02.087	+2.397	10:01:43.818
5	1:01.631	+1.941	10:02:45.449
6	1:10.803	+11.113	10:03:56.252
7	1:03.443	+3.753	10:04:59.695
8	1:00.064	+0.374	10:05:59.759
9	59.747	+0.057	10:06:59.506
10	59.690		10:07:59.196

(39) Stuart HAMILTON			
1			9:58:34.619
2	1:01.519	+1.551	9:59:36.138
3	1:01.114	+1.146	10:00:37.252
4	1:00.899	+0.931	10:01:38.151
5	1:01.020	+1.052	10:02:39.171
6	1:00.772	+0.804	10:03:39.943
7	1:00.533	+0.565	10:04:40.476
8	59.968		10:05:40.444
9	1:00.133	+0.165	10:06:40.577
10	1:03.115	+3.147	10:07:43.692

(70) John ANDRUCCI			
1			9:58:35.676
2	1:03.808	+3.717	9:59:39.484

Lap	Lap Tm	Diff	Time of Day
3	1:01.885	+1.794	10:00:41.369
4	1:01.712	+1.621	10:01:43.081
5	1:01.332	+1.241	10:02:44.413
6	1:00.481	+0.390	10:03:44.894
7	1:01.759	+1.668	10:04:46.653
8	1:01.625	+1.534	10:05:48.278
9	1:00.866	+0.775	10:06:49.144
10	1:00.091		10:07:49.235

(33) Graeme BODEL			
1			9:58:36.512
2	1:04.400	+3.758	9:59:40.912
3	1:01.166	+0.524	10:00:42.078
4	1:02.746	+2.104	10:01:44.824
5	1:01.851	+1.209	10:02:46.675
6	1:00.642		10:03:47.317
7	1:11.667	+11.025	10:04:58.984

(118) Rod WALKER			
1			9:58:28.812
2	1:04.637	+3.913	9:59:33.449
3	1:02.722	+1.998	10:00:36.171
4	1:01.604	+0.880	10:01:37.775
5	1:02.023	+1.299	10:02:39.798
6	1:02.271	+1.547	10:03:42.069
7	1:00.724		10:04:42.793
8	1:01.309	+0.585	10:05:44.102
9	1:01.869	+1.145	10:06:45.971
10	1:01.812	+1.088	10:07:47.783

(60) Dougie BROWN			
1			9:58:34.871
2	1:03.185	+1.818	9:59:38.056
3	1:01.685	+0.318	10:00:39.741
4	1:03.515	+2.148	10:01:43.256
5	1:02.021	+0.654	10:02:45.277
6	1:01.459	+0.092	10:03:46.736
7	1:01.367		10:04:48.103
8	1:01.885	+0.518	10:05:49.988
9	1:01.724	+0.357	10:06:51.712
10	1:01.544	+0.177	10:07:53.256

(66) Kevin WATRET			
1			9:58:28.751
2	1:02.357	+0.752	9:59:31.108
3	1:02.680	+1.075	10:00:33.788
4	1:02.892	+1.287	10:01:36.680
5	1:03.096	+1.491	10:02:39.776
6	1:01.902	+0.297	10:03:41.678
7	1:01.605		10:04:43.283
8	1:01.914	+0.309	10:05:45.197
9	1:08.012	+6.407	10:06:53.209

(25) James PURVIS			
1			9:58:24.671
2	1:02.720	+0.699	9:59:27.391
3	1:03.272	+1.251	10:00:30.663
4	1:03.407	+1.386	10:01:34.070
5	1:03.475	+1.454	10:02:37.545
6	1:03.053	+1.032	10:03:40.598
7	1:02.702	+0.681	10:04:43.300

KMSC National Motorcycle Racing

Scottish Lightweights & Classics Championships

Knockhill 1.271 Miles

Qualifying 1

28/09/2013 10:15

Qualify started at 9:57:20

Lap	Lap Tm	Diff	Time of Day
8	1:02.592	+0.571	10:05:45.892
9	1:02.968	+0.947	10:06:48.860
10	1:02.021		10:07:50.881

(56) Phil WALTERS

1			9:58:26.248
2	1:05.718	+0.890	9:59:31.966
3	1:04.828		10:00:36.794
4	8:10.397	+7:05.569	10:08:47.191

(194) Robyn LINDSAY

1			9:58:39.924
2	1:09.174	+3.308	9:59:49.098
3	1:08.004	+2.138	10:00:57.102
4	1:08.590	+2.724	10:02:05.692
5	1:08.574	+2.708	10:03:14.266
6	1:07.102	+1.236	10:04:21.368
7	1:05.866		10:05:27.234
8	1:08.216	+2.350	10:06:35.450
9	1:07.217	+1.351	10:07:42.667

(45) Nick ANSON

1			9:58:34.374
2	1:12.819	+5.966	9:59:47.193
3	1:07.008	+0.155	10:00:54.201
4	1:10.248	+3.395	10:02:04.449
5	1:07.528	+0.675	10:03:11.977
6	1:06.853		10:04:18.830
7	1:09.631	+2.778	10:05:28.461

Lap Lap Tm Diff Time of Day

Lap Lap Tm Diff Time of Day

Clerk of the Course -

Orbits 4

Sig. Time

Chief Timekeeper - Ian Sharp (SMART)

www.amb-it.com

www.mylaps.com

Times on www.mylaps.com & www.smart-timing.co.uk

Licensed to: SMART

KMSC National Motorcycle Racing

Scottish Lightweights & Classics Championships

Knockhill 1.271 Miles

Race 21 - 2nd Race

29/09/2013 14:00

Race (10 Laps)

POLE POSITION

1

1
24 Craig SHIRLAW
55.609

2

8 Lewis ROLLO
55.966

3

55 Tom ROBINSON
56.977

2

4
21 Grant REID
58.128

5

15 Keith DICKIE
58.593

6

81 Gavin DONALD
58.952

3

7
78 Lee TEASDALE
58.969

8

13 Andrew BARTON
59.129

9

7 Mark BOWRAN
59.690

4

10
39 Stuart HAMILTON
59.968

11

70 John ANDRUCCI
1:00.091

12

33 Graeme BODEL
1:00.642

5

13
118 Rod WALKER
1:00.724

14

60 Dougie BROWN
1:01.367

15

66 Kevin WATRET
1:01.605

6

16
25 James PURVIS
1:02.021

17

56 Phil WALTERS
1:04.828

18

194 Robyn LINDSAY
1:05.866

7

19
45 Nick ANSON
1:06.853

Clerk of the Course -

Orbits 4

Sig. Time

www.amb-it.com

Chief Timekeeper - Ian Sharp (SMART)

www.mylaps.com

Times on www.mylaps.com & www.smart-timing.co.uk

Licensed to: SMART

KMSC National Motorcycle Racing

Scottish Lightweights & Classics Championships

Knockhill 1.271 Miles

Race 1 - 1st Race

28/09/2013 13:00

Race (10 Laps)

POLE POSITION

1

1 24 Craig SHIRLAW 55.609
--

2

8 Lewis ROLLO 55.966

3

55 Tom ROBINSON 56.977

2

4 21 Grant REID 58.128

5

15 Keith DICKIE 58.593

6

81 Gavin DONALD 58.952

3

7 78 Lee TEASDALE 58.969

8

13 Andrew BARTON 59.129

9

7 Mark BOWRAN 59.690

4

10 39 Stuart HAMILTON 59.968

11

70 John ANDRUCCI 1:00.091

12

33 Graeme BODEL 1:00.642

5

13 118 Rod WALKER 1:00.724

14

60 Dougie BROWN 1:01.367

15

66 Kevin WATRET 1:01.605

6

16 25 James PURVIS 1:02.021
--

17

56 Phil WALTERS 1:04.828

18

194 Robyn LINDSAY 1:05.866

7

19 45 Nick ANSON 1:06.853
--

Clerk of the Course -

Orbits 4

Sig. Time

www.amb-it.com

Chief Timekeeper - Ian Sharp (SMART)

www.mylaps.com

Times on www.mylaps.com & www.smart-timing.co.uk

Licensed to: SMART

Scottish Championship Superstock 600

Knockhill 1.271 Miles

Qualifying 2

28/09/2013 10:30

Qualify (10:00 Time) started at 10:09:25

Pos	No.	Name	Make/Model	CC	Class Code	Laps	Best Tm	Diff	In Lap	Best Spd	2nd Best
1	12	William MONIE	Yamaha	R6 600	S6	7	52.497		6	87.180	52.751
2	94	Greg GILFILLAN	Kawasaki	ZX6R 600	S6	7	52.872	0.375	7	86.562	53.031
3	49	Paul McCLUNG	Kawasaki	ZX6R 600	S6	5	52.989	0.492	3	86.370	53.111
4	121	Callum PATERSON	Yamaha	R6 600	S6	7	53.409	0.912	6	85.691	53.989
5	39	Stuart McINTYRE	Suzuki	GSXR 600	S6	7	53.602	1.105	5	85.383	53.964
6	71	Chris COOK	Kawasaki	ZX6R 600	S6	7	54.007	1.510	5	84.742	54.034
7	20	Mark HERITAGE	Kawasaki	ZX6R 600	S6	7	54.050	1.553	7	84.675	54.112
8	30	Liam SHELLCOCK	Yamaha	R6 600	S6	7	54.086	1.589	7	84.619	54.112
9	91	Cathal LAVERTY	Yamaha	R6 600	S6	7	54.268	1.771	6	84.335	54.775
10	3	Angus MEARNES	Yamaha	R6 600	S6	7	54.401	1.904	5	84.129	54.808
11	27	Bruce SMART	Yamaha	R6 600	S6	7	54.885	2.388	7	83.387	55.240
12	19	Kristopher DUNCAN	Kawasaki	ZX6R 600	S6	7	54.893	2.396	7	83.375	55.167
13	33	Mark FEARN	Kawasaki	ZX6R 600	S6	7	54.924	2.427	4	83.328	55.607
14	88	Graham PIRIE	Yamaha	R6 600	S6	7	55.083	2.586	7	83.087	55.157
15	130	Douglas CUNNINGHAM	Yamaha	R6 600	S6	7	55.227	2.730	6	82.870	56.108
16	28	Paul BOWERBANK	Kawasaki	ZXX6R 600	S6	7	55.311	2.814	7	82.744	55.708
17	18	Andy DUNNETT	Yamaha	R6 600	S6	7	55.597	3.100	7	82.319	55.659
18	36	Mark CUMMING	Yamaha	R6 600	S6	7	55.603	3.106	7	82.310	55.900
19	97	Sammi TASKER	Suzuki	GSXR 600	S6	7	55.704	3.207	7	82.161	56.007
20	96	Grant CAMPBELL	Kawasaki	ZX6R 600	S6	7	55.716	3.219	7	82.143	55.998
21	67	Robert SMART	Suzuki	GSXR 600	S6	7	55.753	3.256	2	82.088	56.158
22	45	Ewan GRAY	Kawasaki	ZX62 600	S6	7	55.853	3.356	6	81.942	56.139
23	37	Steven CURRIE	Kawasaki	VRX 600	S6	6	56.446	3.949	4	81.081	56.697
24	5	Iain BARRY	Yamaha	R6 600	S6	6	57.385	4.888	5	79.754	57.395
25	32	Matthew KERR	Yamaha	R6 600	S6	7	57.701	5.204	5	79.317	57.828
26	29	Daniel MacCLEAN	Honda	CBR 600RR	S6	6	58.160	5.663	4	78.691	58.955
27	21	David JACKSON	Suzuki	GSXR 600	S6	6	58.342	5.845	4	78.446	58.891
28	64	Gavin JONES	Yamaha	R6 600	S6	6	58.448	5.951	5	78.303	58.626
29	191	Mark STEPHENSON	Yamaha	R6 600	S6	6	59.362	6.865	3	77.098	1:00.056
30	69	Douglas HOUSTON	Triumph	675	S6	5	1:01.434	8.937	4	74.498	1:02.034

Lap	Lap Tm	Diff	Time of Day
(12) William MONIE			
1			10:10:25.804
2	54.540	+2.043	10:11:20.344
3	53.815	+1.318	10:12:14.159
4	53.549	+1.052	10:13:07.708
5	52.867	+0.370	10:14:00.575
6	52.497	+0.166	10:14:53.072
7	52.751	+0.254	10:15:45.823

Lap	Lap Tm	Diff	Time of Day
(94) Greg GILFILLAN			
1			10:10:25.366
2	54.342	+1.470	10:11:19.708
3	53.694	+0.822	10:12:13.402
4	53.031	+0.159	10:13:06.433
5	53.038	+0.166	10:13:59.471
6	53.265	+0.393	10:14:52.736
7	52.872		10:15:45.608

Lap	Lap Tm	Diff	Time of Day
(49) Paul McClUNG			
1			10:11:53.862
2	55.095	+2.106	10:12:48.957
3	52.989	+1.726	10:13:41.946
4	53.111	+0.122	10:14:35.057
5	54.225	+1.236	10:15:29.282

Lap	Lap Tm	Diff	Time of Day
(121) Callum PATERSON			
1			10:10:23.771
2	55.811	+2.402	10:11:19.582
3	54.592	+1.183	10:12:14.174
4	55.135	+1.726	10:13:09.309
5	54.578	+1.169	10:14:03.887
6	53.409		10:14:57.296
7	53.989	+0.580	10:15:51.285

Lap	Lap Tm	Diff	Time of Day
(39) Stuart McIntYRE			
1			10:10:17.169
2	55.567	+1.965	10:11:12.736
3	53.964	+0.362	10:12:06.700
4	54.248	+0.646	10:13:00.948
5	53.602		10:13:54.550
6	54.109	+0.507	10:14:48.659
7	54.910	+1.308	10:15:43.569

Lap	Lap Tm	Diff	Time of Day
(71) Chris COOK			
1			10:10:16.888
2	55.545	+1.538	10:11:12.433
3	54.101	+0.094	10:12:06.534
4	54.825	+0.818	10:13:01.359
5	54.007		10:13:55.366
6	54.034	+0.027	10:14:49.400
7	54.403	+0.396	10:15:43.803

Lap	Lap Tm	Diff	Time of Day
(20) Mark HERITAGE			
1			10:10:17.584
2	55.603	+1.553	10:11:13.187
3	54.322	+0.272	10:12:07.509
4	54.342	+0.292	10:13:01.851
5	54.221	+0.171	10:13:56.072
6	54.112	+0.062	10:14:50.184
7	54.050		10:15:44.234

Lap	Lap Tm	Diff	Time of Day
(30) Liam SHELLCOCK			
1			10:10:23.641
2	54.397	+0.311	10:11:18.038
3	58.418	+4.332	10:12:16.456
4	1:19.929	+25.843	10:13:36.385
5	54.112	+0.026	10:14:30.497
6	55.261	+1.175	10:15:25.758
7	54.086		10:16:19.844

Lap	Lap Tm	Diff	Time of Day
(91) Cathal LAVERTY			
1			10:10:34.182
2	1:07.821	+13.553	10:11:42.003
3	55.341	+1.073	10:12:37.344
4	54.878	+0.610	10:13:32.222
5	54.775	+0.507	10:14:26.997
6	54.268		10:15:21.265
7	56.644	+2.376	10:16:17.909

Lap	Lap Tm	Diff	Time of Day
(3) Angus MEARNS			
1			10:10:25.073
2	55.130	+0.729	10:11:20.203
3	55.995	+1.594	10:12:16.198
4	54.954	+0.553	10:13:11.152
5	54.401		10:14:05.553
6	54.808	+0.407	10:15:00.361
7	54.974	+0.573	10:15:55.335

Lap	Lap Tm	Diff	Time of Day
(27) Bruce SMART			
1			10:10:22.311
2	55.718	+0.833	10:11:18.029
3	55.778	+0.893	10:12:13.807
4	55.333	+0.448	10:13:09.140
5	55.890	+1.005	10:14:05.030
6	55.240	+0.355	10:15:00.270
7	54.885		10:15:55.155

Lap	Lap Tm	Diff	Time of Day
(19) Kristopher DUNCAN			
1			10:10:24.047
2	56.053	+1.160	10:11:20.100
3	55.550	+0.657	10:12:15.650
4	55.378	+0.485	10:13:11.028
5	55.167	+0.274	10:14:06.195
6	55.303	+0.410	10:15:01.498
7	54.893		10:15:56.391

Lap	Lap Tm	Diff	Time of Day
(33) Mark FEARN			
1			10:10:28.932
2	56.281	+1.357	10:11:25.213
3	55.607	+0.683	10:12:20.820
4	54.924		10:13:15.744
5	55.721	+0.797	10:14:11.465
6	55.708	+0.784	10:15:07.173
7	55.763	+0.839	10:16:02.936

Lap	Lap Tm	Diff	Time of Day
(88) Graham PIRIE			
1			10:10:28.449
2	56.846	+1.763	10:11:25.295
3	56.985	+1.902	10:12:22.280
4	55.175	+0.092	10:13:17.455
5	55.157	+0.074	10:14:12.612

Lap	Lap Tm	Diff	Time of Day
6	56.351	+1.268	10:15:08.963
7	55.083		10:16:04.046

Lap	Lap Tm	Diff	Time of Day
(130) Douglas CUNNINGHAM			
1			10:10:38.301
2	57.868	+2.641	10:11:36.169
3	56.108	+0.881	10:12:32.277
4	56.458	+1.231	10:13:28.735
5	57.080	+1.853	10:14:25.815
6	55.227		10:15:21.042
7	58.033	+2.806	10:16:19.075

Lap	Lap Tm	Diff	Time of Day
(28) Paul BOWERBANK			
1			10:10:30.014
2	58.191	+2.880	10:11:28.205
3	56.152	+0.841	10:12:24.357
4	56.059	+0.748	10:13:20.416
5	55.708	+0.397	10:14:16.124
6	55.753	+0.442	10:15:11.877
7	55.311		10:16:07.188

Lap	Lap Tm	Diff	Time of Day
(18) Andy DUNNETT			
1			10:10:31.199
2	57.763	+2.166	10:11:28.962
3	55.893	+0.296	10:12:24.855
4	57.505	+1.908	10:13:22.360
5	56.633	+1.036	10:14:18.993
6	55.659	+0.062	10:15:14.652
7	55.597		10:16:10.249

Lap	Lap Tm	Diff	Time of Day
(36) Mark CUMMING			
1			10:10:27.348
2	57.879	+2.276	10:11:25.227
3	57.623	+2.020	10:12:22.850
4	56.123	+0.520	10:13:18.973
5	55.900	+0.297	10:14:14.873
6	56.158	+0.555	10:15:11.031
7	55.603		10:16:06.634

Lap	Lap Tm	Diff	Time of Day
(97) Sammi TASKER			
1			10:10:29.714
2	57.661	+1.957	10:11:27.375
3	56.121	+0.417	10:12:23.496
4	56.046	+0.342	10:13:19.542
5	56.007	+0.303	10:14:15.549
6	56.688	+0.984	10:15:12.237
7	55.704		10:16:07.941

Lap	Lap Tm	Diff	Time of Day
(96) Grant CAMPBELL			
1			10:10:29.501
2	57.130	+1.414	10:11:26.631
3	56.373	+0.657	10:12:23.004
4	56.373	+0.657	10:13:19.377
5	55.998	+0.282	10:14:15.375
6	56.673	+0.957	10:15:12.048
7	55.716		10:16:07.764

Lap	Lap Tm	Diff	Time of Day
(67) Robert SMART			
1			10:10:25.722
2	55.753		10:11:21.475
3	58.023	+2.270	10:12:19.498

KMSC National Motorcycle Racing

Scottish Championship Superstock 600

Knockhill 1.271 Miles

Race 22 - 2nd Race

29/09/2013 14:20

Race (10 Laps)

POLE POSITION

1	1 12 William MONIE 52.497	2 94 Greg GILFILLAN 52.872	3 49 Paul McCLUNG 52.989
2	4 121 Callum PATERSON 53.409	5 39 Stuart McINTYRE 53.602	6 71 Chris COOK 54.007
3	7 20 Mark HERITAGE 54.050	8 30 Liam SHELLCOCK 54.086	9 91 Cathal LAVERTY 54.268
4	10 3 Angus MEARNS 54.401	11 27 Bruce SMART 54.885	12 19 Kristopher DUNCAN 54.893
5	13 33 Mark FEARN 54.924	14 88 Graham PIRIE 55.083	15 130 Douglas CUNNINGHAM 55.227
6	16 28 Paul BOWERBANK 55.311	17 18 Andy DUNNETT 55.597	18 36 Mark CUMMING 55.603
7	19 97 Sammi TASKER 55.704	20 96 Grant CAMPBELL 55.716	21 67 Robert SMART 55.753
8	22 45 Ewan GRAY 55.853	23 37 Steven CURRIE 56.446	24 5 Iain BARRY 57.385
9	25 32 Matthew KERR 57.701	26 29 Daniel MacCLEAN 58.160	27 21 David JACKSON 58.342
10	28 64 Gavin JONES 58.448	29 191 Mark STEPHENSON 59.362	30 69 Douglas HOUSTON 1:01.434

Clerk of the Course -

Orbits 4

Sig. Time
Chief Timekeeper - Ian Sharp (SMART)
Times on www.mylaps.com & www.smart-timing.co.uk

www.amb-it.com
www.mylaps.com
Licensed to: SMART

KMSC National Motorcycle Racing

Scottish Championship Superstock 600

Knockhill 1.271 Miles

Race 22 - 2nd Race

29/09/2013 14:20

Race (10 Laps)



11

31

77 Stuart JACKSON

KMSC National Motorcycle Racing

Scottish Championship Superstock 600

Knockhill 1.271 Miles

Qualifying 2

28/09/2013 10:30

Qualify (10:00 Time) started at 10:09:25

Lap	Lap Tm	Diff	Time of Day
4	56.292	+0.539	10:13:15.790
5	56.158	+0.405	10:14:11.948
6	56.169	+0.416	10:15:08.117
7	56.208	+0.455	10:16:04.325

(45) Ewan GRAY

Lap	Lap Tm	Diff	Time of Day
1			10:10:32.916
2	58.458	+2.605	10:11:31.374
3	58.049	+2.196	10:12:29.423
4	56.388	+0.535	10:13:25.811
5	56.691	+0.838	10:14:22.502
6	55.853		10:15:18.355
7	56.139	+0.286	10:16:14.494

(37) Steven CURRIE

Lap	Lap Tm	Diff	Time of Day
1			10:10:31.585
2	59.077	+2.631	10:11:30.662
3	59.291	+2.845	10:12:29.953
4	56.446		10:13:26.399
5	59.451	+3.005	10:14:25.850
6	56.697	+0.251	10:15:22.547

(5) Iain BARRY

Lap	Lap Tm	Diff	Time of Day
1			10:10:34.075
2	1:02.208	+4.823	10:11:36.283
3	1:03.095	+5.710	10:12:39.378
4	57.395	+0.010	10:13:36.773
5	57.385		10:14:34.158
6	57.879	+0.494	10:15:32.037

(32) Matthew KERR

Lap	Lap Tm	Diff	Time of Day
1			10:10:29.412
2	59.910	+2.209	10:11:29.322
3	57.828	+0.127	10:12:27.150
4	58.065	+0.364	10:13:25.215
5	57.701		10:14:22.916
6	57.839	+0.138	10:15:20.755
7	57.890	+0.189	10:16:18.645

(29) Daniel MacCLEAN

Lap	Lap Tm	Diff	Time of Day
1			10:10:32.187
2	59.447	+1.287	10:11:31.634
3	58.955	+0.795	10:12:30.589
4	58.160		10:13:28.749
5	59.141	+0.981	10:14:27.890
6	59.489	+1.329	10:15:27.379

(21) David JACKSON

Lap	Lap Tm	Diff	Time of Day
1			10:10:31.253
2	59.298	+0.956	10:11:30.551
3	59.269	+0.927	10:12:29.820
4	58.342		10:13:28.162
5	58.891	+0.549	10:14:27.053
6	1:00.105	+1.763	10:15:27.158

(64) Gavin JONES

Lap	Lap Tm	Diff	Time of Day
1			10:10:35.660
2	1:00.409	+1.961	10:11:36.069
3	59.004	+0.556	10:12:35.073
4	59.270	+0.822	10:13:34.343
5	58.448		10:14:32.791

Lap	Lap Tm	Diff	Time of Day
6	58.626	+0.178	10:15:31.417

(191) Mark STEPHENSON

Lap	Lap Tm	Diff	Time of Day
1			10:10:33.673
2	1:00.182	+0.820	10:11:33.855
3	59.362		10:12:33.217
4	1:01.262	+1.900	10:13:34.479
5	1:00.056	+0.694	10:14:34.535
6	1:02.767	+3.405	10:15:37.302

(69) Douglas HOUSTON

Lap	Lap Tm	Diff	Time of Day
1			10:11:19.606
2	1:03.289	+1.855	10:12:22.895
3	1:02.034	+0.600	10:13:24.929
4	1:01.434		10:14:26.363
5	1:02.237	+0.803	10:15:28.600

Lap	Lap Tm	Diff	Time of Day
-----	--------	------	-------------

Clerk of the Course -

Sig. Time

Chief Timekeeper - Ian Sharp (SMART)

Times on www.mylaps.com & www.smart-timing.co.uk

Printed: 30/09/2013 18:51:10

Orbits 4

www.amb-it.com

www.mylaps.com

Licensed to: SMART

KMSC Skinner Motorcycles 125 Championships

Knockhill 1.271 Miles

Qualifying 3

28/09/2013 10:45

Qualify (10:00 Time) started at 10:20:48

Pos	No.	Name	Make/Model	CC	Class Code	Laps	Best Tm	Diff	In Lap	Best Spd	2nd Best
1	69	Rory SKINNER	Honda	GP 80	F125	8	1:03.089		6	72.543	1:03.277
2	79	Ashley ROBSON	Aprillia	RS 125	F125	9	1:05.804	2.715	3	69.550	1:05.854
3	6	Liam SHIPPERLEE	Aprillia	RS 125	F125	9	1:06.565	3.476	9	68.755	1:06.831
4	7	Ti McKINTOSH	Kawasaki	300	F125	9	1:07.617	4.528	8	67.685	1:07.728
5	12	Jordan GILL	Aprillia	RS 125	F125	9	1:08.221	5.132	9	67.086	1:08.902
6	80	Bethany POLANSKI	Aprillia	RS 125	F125	9	1:08.666	5.577	7	66.651	1:08.670
7	11	Lewis PATERSON	Aprilia	RS 125	F125	9	1:09.700	6.611	7	65.663	1:09.991

KMSC National Motorcycle Racing

KMSC Skinner Motorcycles 125 Championships

Knockhill 1.271 Miles

Qualifying 3

28/09/2013 10:45

Qualify (10:00 Time) started at 10:20:48

Lap	Lap Tm	Diff	Time of Day
(69) Rory SKINNER			
1			10:23:34.823
2	1:03.721	+0.632	10:24:38.544
3	1:04.662	+1.573	10:25:43.206
4	1:03.803	+0.714	10:26:47.009
5	1:03.477	+0.388	10:27:50.486
6	1:03.089		10:28:53.575
7	1:03.277	+0.188	10:29:56.852
8	1:03.714	+0.625	10:31:00.566

Lap	Lap Tm	Diff	Time of Day
(79) Ashley ROBSON			
1			10:22:05.096
2	1:08.207	+2.403	10:23:13.303
3	1:05.804		10:24:19.107
4	1:05.854	+0.050	10:25:24.961
5	1:06.235	+0.431	10:26:31.196
6	1:06.449	+0.645	10:27:37.645
7	1:06.626	+0.822	10:28:44.271
8	1:06.142	+0.338	10:29:50.413
9	1:06.837	+1.033	10:30:57.250

Lap	Lap Tm	Diff	Time of Day
(6) Liam SHIPPERLEE			
1			10:22:00.443
2	1:08.227	+1.662	10:23:08.670
3	1:09.187	+2.622	10:24:17.857
4	1:09.122	+2.557	10:25:26.979
5	1:06.979	+0.414	10:26:33.958
6	1:07.357	+0.792	10:27:41.315
7	1:06.831	+0.266	10:28:48.146
8	1:07.245	+0.680	10:29:55.391
9	1:06.565		10:31:01.956

Lap	Lap Tm	Diff	Time of Day
(7) Ti McKINTOSH			
1			10:22:23.211
2	1:13.108	+5.491	10:23:36.319
3	1:10.261	+2.644	10:24:46.580
4	1:09.020	+1.403	10:25:55.600
5	1:08.089	+0.472	10:27:03.689
6	1:08.004	+0.387	10:28:11.693
7	1:07.728	+0.111	10:29:19.421
8	1:07.617		10:30:27.038
9	1:08.548	+0.931	10:31:35.586

Lap	Lap Tm	Diff	Time of Day
(12) Jordan GILL			
1			10:21:58.485
2	1:10.491	+2.270	10:23:08.976
3	1:09.508	+1.287	10:24:18.484
4	1:09.303	+1.082	10:25:27.787
5	1:08.927	+0.706	10:26:36.714
6	1:09.193	+0.972	10:27:45.907
7	1:09.159	+0.938	10:28:55.066
8	1:08.902	+0.681	10:30:03.968
9	1:08.221		10:31:12.189

Lap	Lap Tm	Diff	Time of Day
(80) Bethany POLANSKI			
1			10:22:03.537
2	1:10.632	+1.966	10:23:14.169
3	1:09.035	+0.369	10:24:23.204
4	1:09.134	+0.468	10:25:32.338
5	1:08.670	+0.004	10:26:41.008

Lap	Lap Tm	Diff	Time of Day
6	1:09.041	+0.375	10:27:50.049
7	1:08.666		10:28:58.715
8	1:09.153	+0.487	10:30:07.868
9	1:08.680	+0.014	10:31:16.548

Lap	Lap Tm	Diff	Time of Day
(11) Lewis PATERSON			
1			10:22:14.164
2	1:11.508	+1.808	10:23:25.672
3	1:11.581	+1.881	10:24:37.253
4	1:10.905	+1.205	10:25:48.158
5	1:10.372	+0.672	10:26:58.530
6	1:10.056	+0.356	10:28:08.586
7	1:09.700		10:29:18.286
8	1:09.991	+0.291	10:30:28.277
9	1:10.008	+0.308	10:31:38.285

Lap	Lap Tm	Diff	Time of Day
-----	--------	------	-------------

Clerk of the Course -

Sig. Time
 Chief Timekeeper - Ian Sharp (SMART)
 Times on www.mylaps.com & www.smart-timing.co.uk

Orbits 4

www.amb-it.com
www.mylaps.com
 Licensed to: SMART

KMSC National Motorcycle Racing

KMSC Skinner Motorcycles 125 Championships

Knockhill 1.271 Miles

Race 3 - 1st Race

28/09/2013 13:40

Race (10 Laps)

POLE POSITION

1

1

69 RORY SKINNER
1:03.089

2

79 Ashley ROBSON
1:05.804

3

6 Liam SHIPPERLEE
1:06.565

2

4

7 Ti McKINTOSH
1:07.617

5

12 Jordan GILL
1:08.221

6

80 Bethany POLANSKI
1:08.666

3

7

11 Lewis PATERSON
1:09.700

Scottish Championship Superbikes / KMSC Clubman

Knockhill 1.271 Miles

Qualifying 4

28/09/2013 11:00

Qualify (10:00 Time) started at 10:33:03

Pos	No.	Name	Make/Model	CC	Class Code	Laps	Best Tm	Diff	In Lap	Best Spd	2nd Best
1	55	Donald MacFADYEN	BMW	S1000RR	SB	8	51.384		7	89.068	51.571
2	78	Mike KEITH	Kawasaki	ZX10R	SB	11	51.645	0.261	5	88.618	51.725
3	179	Andrew TASKER	Kawasaki	ZXR1000	SB	9	51.860	0.476	6	88.251	51.906
4	31	Torquill PATERSON	Suzuki	GSXR1000	SB	11	52.167	0.783	9	87.731	52.258
5	17	Martin JOWETT	Kawasaki	1000	SB	10	52.364	0.980	5	87.401	52.659
6	124	Craig SHIRLAW	Kawasaki	ZX10R	SB	10	52.806	1.422	7	86.670	52.928
7	84	Darren ROSS	Kawasaki	ZX10R	C	11	53.092	1.708	6	86.203	53.177
8	61	Norman BRUNTON	Yamaha	R1 1000	SB	11	53.144	1.760	10	86.118	53.247
9	69	Bryan CAMPBELL	Kawasaki	ZX10	SB	11	53.320	1.936	6	85.834	53.440
10	165	Alan BAILEY	Suzuki	GSXR 1000K	SB	11	53.371	1.987	8	85.752	53.653
11	47	Alan BRYCE	Suzuki	GSXR 1000	C	8	53.560	2.176	7	85.450	54.390
12	36	Roy HOUSTON	Kawasaki	ZX10R	SB	2	53.922	2.538	2	84.876	
13	22	Sean COOPER	Kawasaki	ZX10R	SB	10	54.266	2.882	10	84.338	54.608
14	66	Derek BUTCHER	Ducati	1198	C	10	54.490	3.106	10	83.991	54.786
15	11	Richard HUGHES	Suzuki	GSXR1000	C	11	54.574	3.190	4	83.862	54.630
16	77	Graham DUNCAN	BMW	S1000RR	C	11	54.616	3.232	7	83.797	54.813
17	14	Paul QUINN	Yamaha	R1 1000	C	11	54.646	3.262	11	83.751	54.759
18	24	Andrew LAMOND	BMW	S1000RR	C	11	54.877	3.493	8	83.399	54.904
19	6	Alan DAVISON	Ducati	1198	C	2	55.508	4.124	2	82.451	
20	89	Andrew HUNTER	Suzuki	GSXR 1000	C	10	55.768	4.384	8	82.066	55.993
21	111	Gavin DONALD	BMW	s1000rr	C	10	55.883	4.499	9	81.898	55.969
22	117	Jimmy SHANKS	KTM	RC8	C	10	56.130	4.746	5	81.537	56.909
23	63	Kenny PATERSON	Ducati	1198	C	10	56.399	5.015	9	81.148	56.432
24	72	Victor CORRIERI	Ducati	1198	C	10	56.460	5.076	10	81.061	56.473
25	23	Maurice RAE	Ducati	1198	C	10	58.055	6.671	9	78.834	58.371
26	33	Graeme BODEL	Ducati	1098	C	9	58.881	7.497	7	77.728	59.973
27	64	Brian MacKIE	Ducati	1100	C	10	59.214	7.830	9	77.291	59.232
28	71	Leigh BROOKS	Yamaha	R1	SB	10	1:01.005	9.621	5	75.021	1:01.373

Clerk of the Course -

Orbits 4

Sig. Time

www.amb-it.com

Chief Timekeeper - Ian Sharp (SMART)

www.mylaps.com

Times on www.mylaps.com & www.smart-timing.co.uk

Licensed to: SMART

KMSC National Motorcycle Racing

Scottish Championship Superbikes / KMSC Clubman

Knockhill 1.271 Miles

Qualifying 4

28/09/2013 11:00

Qualify (10:00 Time) started at 10:33:03

Lap	Lap Tm	Diff	Time of Day
(55) Donald MacFADYEN			
1			10:33:57.561
2	53.661	+2.277	10:34:51.222
3	7:30.524	+6:39.140	10:44:42.501
4	53.099	+1.715	10:45:35.600
5	51.571	+0.187	10:46:27.171
6	51.602	+0.218	10:47:18.773
7	51.384		10:48:10.157
8	1:00.215	+8.831	10:49:10.372

Lap	Lap Tm	Diff	Time of Day
(78) Mike KEITH			
1			10:33:56.636
2	52.516	+0.871	10:34:49.152
3	7:42.392	+6:50.747	10:44:41.055
4	52.310	+0.665	10:45:33.365
5	51.645		10:46:25.010
6	51.751	+0.106	10:47:16.761
7	52.228	+0.583	10:48:08.989
8	51.725	+0.080	10:49:00.714
9	53.579	+1.934	10:49:54.293
10	52.068	+0.423	10:50:46.361
11	59.892	+8.247	10:51:46.253

Lap	Lap Tm	Diff	Time of Day
(179) Andrew TASKER			
1			10:33:54.673
2	53.126	+1.266	10:34:47.799
3	7:44.053	+6:52.193	10:44:40.914
4	52.679	+0.819	10:45:33.593
5	51.906	+0.046	10:46:25.499
6	51.860		10:47:17.359
7	52.049	+0.189	10:48:09.408
8	55.211	+3.351	10:49:04.619
9	1:30.415	+38.555	10:50:35.034

Lap	Lap Tm	Diff	Time of Day
(31) Torquil PATERSON			
1			10:34:20.836
2	54.400	+2.233	10:35:15.236
3	8:11.430	+7:19.263	10:45:00.852
4	54.230	+2.063	10:45:55.082
5	52.768	+0.601	10:46:47.850
6	53.640	+1.473	10:47:41.490
7	53.780	+1.613	10:48:35.270
8	52.352	+0.185	10:49:27.622
9	52.167		10:50:19.789
10	52.258	+0.091	10:51:12.047
11	52.496	+0.329	10:52:04.543

Lap	Lap Tm	Diff	Time of Day
(17) Martin JOWETT			
1			10:33:58.665
2	54.890	+2.526	10:34:53.555
3	8:42.744	+7:50.380	10:44:42.894
4	53.437	+1.073	10:45:36.331
5	52.364		10:46:28.695
6	52.737	+0.373	10:47:21.432
7	52.659	+0.295	10:48:14.091
8	58.185	+5.821	10:49:12.276
9	1:42.870	+50.506	10:50:55.146
10	53.385	+1.021	10:51:48.531

Lap	Lap Tm	Diff	Time of Day
(124) Craig SHIRLAW			

Lap	Lap Tm	Diff	Time of Day
1			10:34:00.471
2	54.442	+1.636	10:34:54.913
3	8:35.244	+7:42.438	10:44:44.450
4	54.230	+1.424	10:45:38.680
5	53.353	+0.547	10:46:32.033
6	52.928	+0.122	10:47:24.961
7	52.806		10:48:17.767
8	53.621	+0.815	10:49:11.388
9	53.646	+0.840	10:50:05.034
10	56.336	+3.530	10:51:01.370

Lap	Lap Tm	Diff	Time of Day
(84) Darren ROSS			
1			10:34:03.101
2	54.611	+1.519	10:34:57.712
3	8:38.719	+7:45.627	10:44:46.255
4	54.073	+0.981	10:45:40.328
5	54.073	+0.981	10:46:34.401
6	53.092		10:47:27.493
7	54.941	+1.849	10:48:22.434
8	53.343	+0.251	10:49:15.777
9	53.238	+0.146	10:50:09.015
10	53.177	+0.085	10:51:02.192
11	53.493	+0.401	10:51:55.685

Lap	Lap Tm	Diff	Time of Day
(61) Norman BRUNTON			
1			10:33:59.382
2	56.249	+3.105	10:34:55.631
3	8:34.311	+7:41.167	10:44:45.383
4	54.560	+1.416	10:45:39.943
5	54.009	+0.865	10:46:33.952
6	53.275	+0.131	10:47:27.227
7	53.291	+0.147	10:48:20.518
8	53.247	+0.103	10:49:13.765
9	53.814	+0.670	10:50:07.579
10	53.144		10:51:00.723
11	56.400	+3.256	10:51:57.123

Lap	Lap Tm	Diff	Time of Day
(69) Bryan CAMPBELL			
1			10:33:58.859
2	55.277	+1.957	10:34:54.136
3	8:41.398	+7:48.078	10:44:44.916
4	56.385	+3.065	10:45:41.301
5	54.238	+0.918	10:46:35.539
6	53.320		10:47:28.859
7	53.440	+0.120	10:48:22.299
8	53.787	+0.467	10:49:16.086
9	55.206	+1.886	10:50:11.292
10	53.776	+0.456	10:51:05.068
11	53.651	+0.331	10:51:58.719

Lap	Lap Tm	Diff	Time of Day
(165) Alan BAILEY			
1			10:34:01.431
2	54.435	+1.064	10:34:55.866
3	8:38.574	+7:45.203	10:44:44.043
4	54.554	+1.183	10:45:38.597
5	55.240	+1.869	10:46:33.837
6	54.345	+0.974	10:47:28.182
7	53.653	+0.282	10:48:21.835
8	53.371		10:49:15.206
9	54.499	+1.128	10:50:09.705
10	54.743	+1.372	10:51:04.448

Lap	Lap Tm	Diff	Time of Day
11	54.035	+0.664	10:51:58.483
(47) Alan BRYCE			
1			10:34:06.283
2	55.519	+1.959	10:35:01.802
3	8:34.886	+7:41.326	10:44:52.379
4	55.549	+1.989	10:45:47.928
5	55.301	+1.741	10:46:43.229
6	54.390	+0.830	10:47:37.619
7	53.560		10:48:31.179
8	1:00.225	+6.665	10:49:31.404

Lap	Lap Tm	Diff	Time of Day
(36) Roy HOUSTON			
1			10:33:59.756
2	53.922		10:34:53.678

Lap	Lap Tm	Diff	Time of Day
(22) Sean COOPER			
1			10:34:14.854
2	56.306	+2.040	10:35:11.160
3	8:11.728	+7:17.462	10:44:56.692
4	55.690	+1.424	10:45:52.382
5	54.794	+0.528	10:46:47.176
6	54.636	+0.370	10:47:41.812
7	54.811	+0.545	10:48:36.623
8	54.768	+0.502	10:49:31.391
9	54.608	+0.342	10:50:25.999
10	54.266		10:51:20.265

Lap	Lap Tm	Diff	Time of Day
(66) Derek BUTCHER			
1			10:34:16.152
2	57.681	+3.191	10:35:13.833
3	8:12.907	+7:18.417	10:44:55.847
4	55.530	+1.040	10:45:51.377
5	55.473	+0.983	10:46:46.850
6	54.786	+0.296	10:47:41.636
7	56.189	+1.699	10:48:37.825
8	54.964	+0.474	10:49:32.789
9	54.818	+0.328	10:50:27.607
10	54.490		10:51:22.097

Lap	Lap Tm	Diff	Time of Day
(11) Richard HUGHES			
1			10:34:06.562
2	55.576	+1.002	10:35:02.138
3	8:28.663	+7:34.089	10:44:47.937
4	54.574		10:45:42.511
5	54.630	+0.056	10:46:37.141
6	55.077	+0.503	10:47:32.218
7	54.817	+0.243	10:48:27.035
8	54.986	+0.412	10:49:22.021
9	54.939	+0.365	10:50:16.960
10	55.762	+1.188	10:51:12.722
11	57.222	+2.648	10:52:09.944

Lap	Lap Tm	Diff	Time of Day
(77) Graham DUNCAN			
1			10:34:04.312
2	56.481	+1.865	10:35:00.793
3	8:29.515	+7:34.899	10:44:44.889
4	54.890	+0.274	10:45:39.779
5	55.739	+1.123	10:46:35.518
6	54.873	+0.257	10:47:30.391
7	54.616		10:48:25.007

Clerk of the Course -

Orbits 4

Sig. Time

Chief Timekeeper - Ian Sharp (SMART)

www.amb-it.com

www.mylaps.com

Times on www.mylaps.com & www.smart-timing.co.uk

Licensed to: SMART

Printed: 30/09/2013 18:47:33

Page 1/2

KMSC National Motorcycle Racing

Scottish Championship Superbikes / KMSC Clubman

Knockhill 1.271 Miles

Qualifying 4

28/09/2013 11:00

Qualify (10:00 Time) started at 10:33:03

Lap	Lap Tm	Diff	Time of Day
8	54.813	+0.197	10:49:19.820
9	55.144	+0.528	10:50:14.964
10	55.424	+0.808	10:51:10.388
11	54.950	+0.334	10:52:05.338

(14) Paul QUINN

1			10:34:06.978
2	56.559	+1.913	10:35:03.537
3	8:26.609	+7:31.963	10:44:49.371
4	56.134	+1.488	10:45:45.505
5	55.378	+0.732	10:46:40.883
6	54.986	+0.340	10:47:35.869
7	55.209	+0.563	10:48:31.078
8	54.946	+0.300	10:49:26.024
9	55.228	+0.582	10:50:21.252
10	54.759	+0.113	10:51:16.011
11	54.646		10:52:10.657

(24) Andrew LAMOND

1			10:34:02.165
2	55.546	+0.669	10:34:57.711
3	8:31.757	+7:36.880	10:44:46.116
4	55.611	+0.734	10:45:41.727
5	55.143	+0.266	10:46:36.870
6	54.904	+0.027	10:47:31.774
7	54.964	+0.087	10:48:26.738
8	54.877		10:49:21.615
9	55.148	+0.271	10:50:16.763
10	55.395	+0.518	10:51:12.158
11	1:01.899	+7.022	10:52:14.057

(6) Alan DAVISON

1			10:33:57.736
2	55.508		10:34:53.244

(89) Andrew HUNTER

1			10:34:12.526
2	55.993	+0.225	10:35:08.519
3	8:19.945	+7:24.177	10:44:51.217
4	56.473	+0.705	10:45:47.690
5	56.580	+0.812	10:46:44.270
6	56.192	+0.424	10:47:40.462
7	57.527	+1.759	10:48:37.989
8	55.768		10:49:33.757
9	56.047	+0.279	10:50:29.804
10	58.574	+2.806	10:51:28.378

(111) Gavin DONALD

1			10:34:13.445
2	56.817	+0.934	10:35:10.262
3	8:09.271	+7:13.388	10:44:50.778
4	56.730	+0.847	10:45:47.508
5	56.434	+0.551	10:46:43.942
6	56.067	+0.184	10:47:40.009
7	56.280	+0.397	10:48:36.289
8	55.969	+0.086	10:49:32.258
9	55.883		10:50:28.141
10	59.637	+3.754	10:51:27.778

(117) Jimmy SHANKS

1			10:34:13.021
---	--	--	--------------

Lap	Lap Tm	Diff	Time of Day
2	56.909	+0.779	10:35:09.930
3	8:16.876	+7:20.746	10:44:55.383
4	57.297	+1.167	10:45:52.680
5	56.130		10:46:48.810
6	57.630	+1.500	10:47:46.440
7	56.933	+0.803	10:48:43.373
8	57.078	+0.948	10:49:40.451
9	56.959	+0.829	10:50:37.410
10	1:03.417	+7.287	10:51:40.827

(63) Kenny PATERSON

1			10:34:03.853
2	57.263	+0.864	10:35:01.116
3	8:31.090	+7:34.691	10:44:47.882
4	57.964	+1.565	10:45:45.846
5	56.432	+0.033	10:46:42.278
6	57.098	+0.699	10:47:39.376
7	56.916	+0.517	10:48:36.292
8	57.293	+0.894	10:49:33.585
9	56.399		10:50:29.984
10	1:01.772	+5.373	10:51:31.756

(72) Victor CORRIERI

1			10:34:09.901
2	57.955	+1.495	10:35:07.856
3	8:26.859	+7:30.399	10:44:56.756
4	58.021	+1.561	10:45:54.777
5	57.076	+0.616	10:46:51.853
6	56.769	+0.309	10:47:48.622
7	56.877	+0.417	10:48:45.499
8	56.473	+0.013	10:49:41.972
9	56.989	+0.529	10:50:38.961
10	56.460		10:51:35.421

(23) Maurice RAE

1			10:34:16.113
2	1:01.247	+3.192	10:35:17.360
3	8:08.245	+7:10.190	10:45:02.247
4	1:00.783	+2.728	10:46:03.030
5	58.656	+0.601	10:47:01.686
6	58.431	+0.376	10:48:00.117
7	58.487	+0.432	10:48:58.604
8	58.371	+0.316	10:49:56.975
9	58.055		10:50:55.030
10	58.482	+0.427	10:51:53.512

(33) Graeme BODEL

1			10:34:15.726
2	1:01.122	+2.241	10:35:16.848
3	8:13.975	+7:15.094	10:45:05.450
4	1:01.755	+2.874	10:46:07.205
5	1:01.554	+2.673	10:47:08.759
6	59.973	+1.092	10:48:08.732
7	58.881		10:49:07.613
8	59.973	+1.092	10:50:07.586
9	1:02.878	+3.997	10:51:10.464

(64) Brian MACKIE

1			10:34:12.973
2	59.564	+0.350	10:35:12.537
3	8:11.503	+7:12.289	10:44:58.142

Lap	Lap Tm	Diff	Time of Day
4	59.650	+0.436	10:45:57.792
5	59.922	+0.708	10:46:57.714
6	1:00.162	+0.948	10:47:57.876
7	59.443	+0.229	10:48:57.319
8	1:00.005	+0.791	10:49:57.324
9	59.214		10:50:56.538
10	59.232	+0.018	10:51:55.770

(71) Leigh BROOKS

1			10:34:14.902
2	1:01.631	+0.626	10:35:16.533
3	8:12.397	+7:11.392	10:45:04.881
4	1:01.954	+0.949	10:46:06.835
5	1:01.005		10:47:07.840
6	1:02.009	+1.004	10:48:09.849
7	1:01.735	+0.730	10:49:11.584
8	1:01.938	+0.933	10:50:13.522
9	1:02.513	+1.508	10:51:16.035
10	1:01.373	+0.368	10:52:17.408

Clerk of the Course -

Sig.

Time

Chief Timekeeper - Ian Sharp (SMART)

Times on www.mylaps.com & www.smart-timing.co.uk

Printed: 30/09/2013 18:47:33

Orbits 4

www.amb-it.com

www.mylaps.com

Licensed to: SMART

KMSC National Motorcycle Racing

Scottish Championship Superstock 600

Knockhill 1.271 Miles

Race 2 - 1st Race

28/09/2013 13:20

Race (10 Laps)

POLE POSITION

1	1 12 William MONIE 52.497	2 94 Greg GILFILLAN 52.872	3 49 Paul McCLUNG 52.989
2	4 121 Callum PATERSON 53.409	5 39 Stuart McINTYRE 53.602	6 71 Chris COOK 54.007
3	7 20 Mark HERITAGE 54.050	8 30 Liam SHELLCOCK 54.086	9 91 Cathal LAVERTY 54.268
4	10 3 Angus MEARNS 54.401	11 27 Bruce SMART 54.885	12 19 Kristopher DUNCAN 54.893
5	13 33 Mark FEARN 54.924	14 88 Graham PIRIE 55.083	15 130 Douglas CUNNINGHAM 55.227
6	16 28 Paul BOWERBANK 55.311	17 18 Andy DUNNETT 55.597	18 36 Mark CUMMING 55.603
7	19 97 Sammi TASKER 55.704	20 96 Grant CAMPBELL 55.716	21 67 Robert SMART 55.753
8	22 45 Ewan GRAY 55.853	23 37 Steven CURRIE 56.446	24 5 Iain BARRY 57.385
9	25 32 Matthew KERR 57.701	26 29 Daniel MacCLEAN 58.160	27 21 David JACKSON 58.342
10	28 64 Gavin JONES 58.448	29 191 Mark STEPHENSON 59.362	30 69 Douglas HOUSTON 1:01.434

Clerk of the Course -

Orbits 4

Sig. Time
Chief Timekeeper - Ian Sharp (SMART)
Times on www.mylaps.com & www.smart-timing.co.uk

www.amb-it.com
www.mylaps.com
Licensed to: SMART

KMSC National Motorcycle Racing

Scottish Championship Superbikes / KMSC Clubman

Knockhill 1.271 Miles

Race 4 - 1st Race

28/09/2013 14:00

Race (10 Laps)

POLE POSITION

1	1 55 Donald MacFADYEN 51.384	2 78 Mike KEITH 51.645	3 179 Andrew TASKER 51.860
2	4 31 Torquil PATERSON 52.167	5 17 Martin JOWETT 52.364	6 124 Craig SHIRLAW 52.806
3	7 84 Darren ROSS 53.092	8 61 Norman BRUNTON 53.144	9 69 Bryan CAMPBELL 53.320
4	10 165 Alan BAILEY 53.371	11 47 Alan BRYCE 53.560	12 36 Roy HOUSTON 53.922
5	13 22 Sean COOPER 54.266	14 66 Derek BUTCHER 54.490	15 11 Richard HUGHES 54.574
6	16 77 Graham DUNCAN 54.616	17 14 Paul QUINN 54.646	18 24 Andrew LAMOND 54.877
7	19 6 Alan DAVISON 55.508	20 89 Andrew HUNTER 55.768	21 111 Gavin DONALD 55.883
8	22 117 Jimmy SHANKS 56.130	23 63 Kenny PATERSON 56.399	24 72 Victor CORRIERI 56.460
9	25 23 Maurice RAE 58.055	26 33 Graeme BODEL 58.881	27 64 Brian MacKIE 59.214
10	28 71 Leigh BROOKS 1:01.005		

Clerk of the Course -

Orbits 4

Sig. Time
Chief Timekeeper - Ian Sharp (SMART)
Times on www.mylaps.com & www.smart-timing.co.uk

www.amb-it.com
www.mylaps.com
Licensed to: SMART

KMSC National Motorcycle Racing

Scottish Championship Superbikes / KMSC Clubman

Knockhill 1.271 Miles

Race 19 - 2nd Race

29/09/2013 13:20

Race (10 Laps)

POLE POSITION

1	1 55 Donald MacFADYEN 51.384	2 78 Mike KEITH 51.645	3 179 Andrew TASKER 51.860
2	4 31 Torquil PATERSON 52.167	5 17 Martin JOWETT 52.364	6 124 Craig SHIRLAW 52.806
3	7 84 Darren ROSS 53.092	8 61 Norman BRUNTON 53.144	9 69 Bryan CAMPBELL 53.320
4	10 165 Alan BAILEY 53.371	11 47 Alan BRYCE 53.560	12 36 Roy HOUSTON 53.922
5	13 22 Sean COOPER 54.266	14 66 Derek BUTCHER 54.490	15 11 Richard HUGHES 54.574
6	16 77 Graham DUNCAN 54.616	17 14 Paul QUINN 54.646	18 24 Andrew LAMOND 54.877
7	19 6 Alan DAVISON 55.508	20 89 Andrew HUNTER 55.768	21 111 Gavin DONALD 55.883
8	22 117 Jimmy SHANKS 56.130	23 63 Kenny PATERSON 56.399	24 72 Victor CORRIERI 56.460
9	25 23 Maurice RAE 58.055	26 33 Graeme BODEL 58.881	27 64 Brian MacKIE 59.214
10	28 71 Leigh BROOKS 1:01.005	29 65 Craig COX	

Clerk of the Course -

Orbits 4

Sig. Time
Chief Timekeeper - Ian Sharp (SMART)
Times on www.mylaps.com & www.smart-timing.co.uk

www.amb-it.com
www.mylaps.com
Licensed to: SMART

KMSC Cupar Motorcycles Pre Injection 600

Knockhill 1.271 Miles

Qualifying 5

28/09/2013 11:15

Qualify (10:00 Time) started at 10:53:44

Pos	No.	Name	Make/Model	CC	Class Code	Laps	Best Tm	Diff	In Lap	Best Spd	2nd Best
1	67	Derek BURNS	Yamaha	R6 600	PI6	10	54.519		6	83.947	54.571
2	27	Paul BOWERBANK	Yamaha	R6 600	PI6	7	54.709	0.190	6	83.655	55.094
3	80	Lee TEASDALE	Yamaha	R6 600	PI6	11	55.006	0.487	5	83.203	55.366
4	75	Harry PULLAR	Yamaha	R6 600	PI6	11	56.228	1.709	6	81.395	56.439
5	26	Allan RENNIE	Honda	CBR 600	PI6	8	56.291	1.772	3	81.304	56.530
6	11	Patrick FORMAN	Yamaha	R6 600	PI6	11	56.364	1.845	9	81.199	56.667
7	122	David SUDDER	Yamaha	P6 600	PI6	10	56.381	1.862	7	81.174	56.952
8	72	Douglas SHEARER	Kawasaki	ZX6R 600	PI6	8	58.470	3.951	6	78.274	58.778
9	79	James ROTHERAY	Yamaha	R6 600	PI6	8	1:00.719	6.200	2	75.375	1:01.457
10	169	Chris RICHAL	Yamaha	R6 600	PI6	10	1:02.938	8.419	9	72.717	1:03.267

Clerk of the Course -

Orbits 4

Sig. Time

www.amb-it.com

Chief Timekeeper - Ian Sharp (SMART)

www.mylaps.com

Times on www.mylaps.com & www.smart-timing.co.uk

Licensed to: SMART

KMSC National Motorcycle Racing

KMSC Cupar Motorcycles Pre Injection 600

Knockhill 1.271 Miles

Qualifying 5

28/09/2013 11:15

Qualify (10:00 Time) started at 10:53:44

Lap	Lap Tm	Diff	Time of Day
(67) Derek BURNS			
1			10:54:42.528
2	56.059	+1.540	10:55:38.587
3	55.252	+0.733	10:56:33.839
4	54.821	+0.302	10:57:28.660
5	54.831	+0.312	10:58:23.491
6	54.519		10:59:18.010
7	54.931	+0.412	11:00:12.941
8	55.151	+0.632	11:01:08.092
9	54.571	+0.052	11:02:02.663
10	1:13.551	+19.032	11:03:16.214

Lap	Lap Tm	Diff	Time of Day
(27) Paul BOWERBANK			
1			10:54:43.016
2	56.461	+1.752	10:55:39.477
3	55.763	+1.054	10:56:35.240
4	55.251	+0.542	10:57:30.491
5	55.094	+0.385	10:58:25.585
6	54.709		10:59:20.294
7	1:03.044	+8.335	11:00:23.338

Lap	Lap Tm	Diff	Time of Day
(80) Lee TEASDALE			
1			10:54:42.023
2	56.034	+1.028	10:55:38.057
3	55.950	+0.944	10:56:34.007
4	55.366	+0.360	10:57:29.373
5	55.006		10:58:24.379
6	56.803	+1.797	10:59:21.182
7	56.527	+1.521	11:00:17.709
8	56.593	+1.587	11:01:14.302
9	56.360	+1.354	11:02:10.662
10	57.901	+2.895	11:03:08.563
11	1:02.609	+7.603	11:04:11.172

Lap	Lap Tm	Diff	Time of Day
(75) Harry PULLAR			
1			10:54:44.355
2	57.848	+1.620	10:55:42.203
3	57.099	+0.871	10:56:39.302
4	57.163	+0.935	10:57:36.465
5	56.670	+0.442	10:58:33.135
6	56.228		10:59:29.363
7	56.795	+0.567	11:00:26.158
8	56.663	+0.435	11:01:22.821
9	56.439	+0.211	11:02:19.260
10	56.676	+0.448	11:03:15.936
11	1:05.416	+9.188	11:04:21.352

Lap	Lap Tm	Diff	Time of Day
(26) Allan RENNIE			
1			10:54:42.338
2	56.773	+0.482	10:55:39.111
3	56.291		10:56:35.402
4	56.530	+0.239	10:57:31.932
5	57.033	+0.742	10:58:28.965
6	56.829	+0.538	10:59:25.794
7	57.015	+0.724	11:00:22.809
8	59.710	+3.419	11:01:22.519

Lap	Lap Tm	Diff	Time of Day
(11) Patrick FORMAN			
1			10:54:43.758
2	57.329	+0.965	10:55:41.087

Lap	Lap Tm	Diff	Time of Day
3	56.983	+0.619	10:56:38.070
4	56.772	+0.408	10:57:34.842
5	57.262	+0.898	10:58:32.104
6	57.017	+0.653	10:59:29.121
7	56.667	+0.303	11:00:25.788
8	56.781	+0.417	11:01:22.569
9	56.364		11:02:18.933
10	56.921	+0.557	11:03:15.854
11	59.836	+3.472	11:04:15.690

Lap	Lap Tm	Diff	Time of Day
(122) David SUDES			
1			10:55:01.283
2	58.582	+2.201	10:55:59.865
3	59.815	+3.434	10:56:59.680
4	57.389	+1.008	10:57:57.069
5	57.803	+1.422	10:58:54.872
6	58.584	+2.203	10:59:53.456
7	56.381		11:00:49.837
8	57.350	+0.969	11:01:47.187
9	57.538	+1.157	11:02:44.725
10	56.952	+0.571	11:03:41.677

Lap	Lap Tm	Diff	Time of Day
(72) Douglas SHEARER			
1			10:54:50.546
2	1:00.289	+1.819	10:55:50.835
3	59.905	+1.435	10:56:50.740
4	59.991	+1.521	10:57:50.731
5	58.778	+0.308	10:58:49.509
6	58.470		10:59:47.979
7	59.021	+0.551	11:00:47.000
8	1:06.236	+7.766	11:01:53.236

Lap	Lap Tm	Diff	Time of Day
(79) James ROTHERAY			
1			10:54:48.222
2	1:00.719		10:55:48.941
3	1:01.457	+0.738	10:56:50.398
4	1:01.656	+0.937	10:57:52.054
5	1:01.533	+0.814	10:58:53.587
6	1:01.728	+1.009	10:59:55.315
7	1:01.647	+0.928	11:00:56.962
8	1:12.720	+12.001	11:02:09.682

Lap	Lap Tm	Diff	Time of Day
(169) Chris RICHAL			
1			10:54:51.700
2	1:05.360	+2.422	10:55:57.060
3	1:05.041	+2.103	10:57:02.101
4	1:03.334	+0.396	10:58:05.435
5	1:03.540	+0.602	10:59:08.975
6	1:03.267	+0.329	11:00:12.242
7	1:03.944	+1.006	11:01:16.186
8	1:04.184	+1.246	11:02:20.370
9	1:02.938		11:03:23.308
10	1:07.909	+4.971	11:04:31.217

Clerk of the Course -

Orbits 4

Sig. Time

Chief Timekeeper - Ian Sharp (SMART)

www.amb-it.com

www.mylaps.com

Times on www.mylaps.com & www.smart-timing.co.uk

Licensed to: SMART

KMSC National Motorcycle Racing

KMSC Cupar Motorcycles Pre Injection 600

Knockhill 1.271 Miles

Race 5 - 1st Race

28/09/2013 14:20

Race (10 Laps)

POLE POSITION

1

1
67 Derek BURNS
54.519

2

27 Paul BOWERBANK
54.709

3

80 Lee TEASDALE
55.006

2

4
75 Harry PULLAR
56.228

5

26 Allan RENNIE
56.291

6

11 Patrick FORMAN
56.364

3

7
122 David SUDES
56.381

8

72 Douglas SHEARER
58.470

9

79 James ROTHERAY
1:00.719

4

10
169 Chris RICHAL
1:02.938

Scottish Lightweights & Classics Championships

Knockhill 1.271 Miles

Race 1 - 1st Race

28/09/2013 13:00

Race (10 Laps) started at 12:33:52

Pos	No.	Name	Make/Model	CC	Class Code	Laps	Total Tm	Diff	Best Tm	Best Spd
1	24	Craig SHIRLAW	Kawasaki	ER6	SL	10	9:23.043		55.553	82.384
2	8	Lewis ROLLO	Aprilla	450	SL	10	9:27.867	4.824	56.224	81.401
3	21	Grant REID	Kawasaki	ZXR400	SL	10	9:40.861	17.818	57.329	79.832
4	55	Tom ROBINSON	Yamaha	FZR400	SL	10	9:41.572	18.529	57.116	80.130
5	81	Gavin DONALD	Kawasaki	ER6	SL	10	9:48.169	25.126	57.790	79.195
6	15	Keith DICKIE	Suzuki	SV650	SL	10	9:48.872	25.829	57.960	78.963
7	78	Lee TEASDALE	WK Bikes		SL	10	9:55.494	32.451	58.527	78.198
8	13	Andrew BARTON	Yamaha	FZR400	SL	10	10:05.170	42.127	59.416	77.028
9	7	Mark BOWRAN	SV Supertwin	650	SL	10	10:08.987	45.944	59.658	76.715
10	70	John ANDRUCCI	Suzuki	GSXR1100	PCS	10	10:12.043	49.000	59.504	76.914
11	60	Dougie BROWN	Yamaha	FZR400	SL	10	10:14.807	51.764	1:00.143	76.097
12	39	Stuart HAMILTON	Kawasaki	ZXR400	SL	10	10:15.391	52.348	1:00.005	76.272
13	118	Rod WALKER	Kawasaki	ZXR400	SL	10	10:18.584	55.541	1:00.515	75.629
14	33	Graeme BODEL	Suzuki	SV650	SL	10	10:20.005	56.962	1:00.691	75.410
15	25	James PURVIS	Yamaha	FZR400	SL	9	9:29.669	1 Lap	1:02.181	73.603
16	66	Kevin WATRET	Kawasaki	ER6	SL	9	9:44.060	1 Lap	1:03.696	71.852
17	56	Phil WALTERS	Suzuki	SV6650	SL	9	10:09.589	1 Lap	1:06.153	69.183
18	45	Nick ANSON	Suzuki	SV640	SL	9	10:11.205	1 Lap	1:06.377	68.950
19	194	Robyn LINDSAY	Kawasaki	ZXR400	SL	9	10:12.459	1 Lap	1:07.142	68.164

Announcements

New Track Record (55.553) for KMSC Scottish Lightweights by Craig SHIRLAW.

Margin of Victory	Avg. Speed	Best Lap Tm	Best Spd	Best Lap by
4.824	81.285	55.553	82.384	24 - Craig SHIRLAW

Clerk of the Course -

Orbits 4

Sig. Time
 Chief Timekeeper - Ian Sharp (SMART)

www.amb-it.com
 www.mylaps.com

Times on www.mylaps.com & www.smart-timing.co.uk

Licensed to: SMART

KMSC National Motorcycle Racing

Scottish Lightweights & Classics Championships

Knockhill 1.271 Miles

Race 1 - 1st Race

28/09/2013 13:00

Race (10 Laps) started at 12:33:52

Lap	Lap Tm	Diff	Time of Day
(24) Craig SHIRLAW			
1			12:34:51.086
2	56.717	+1.164	12:35:47.803
3	55.879	+0.326	12:36:43.682
4	55.854	+0.301	12:37:39.536
5	55.758	+0.205	12:38:35.294
6	56.290	+0.737	12:39:31.584
7	55.553		12:40:27.137
8	56.273	+0.720	12:41:23.410
9	56.314	+0.761	12:42:19.724
10	55.956	+0.403	12:43:15.680

Lap	Lap Tm	Diff	Time of Day
(8) Lewis ROLLO			
1			12:34:51.782
2	56.583	+0.359	12:35:48.365
3	56.310	+0.086	12:36:44.675
4	56.224		12:37:40.899
5	56.440	+0.216	12:38:37.339
6	56.453	+0.229	12:39:33.792
7	56.722	+0.498	12:40:30.514
8	56.531	+0.307	12:41:27.045
9	56.400	+0.176	12:42:23.445
10	57.059	+0.835	12:43:20.504

Lap	Lap Tm	Diff	Time of Day
(21) Grant REID			
1			12:34:53.336
2	57.631	+0.302	12:35:50.967
3	57.403	+0.074	12:36:48.370
4	57.969	+0.640	12:37:46.339
5	57.329		12:38:43.668
6	57.494	+0.165	12:39:41.162
7	58.062	+0.733	12:40:39.224
8	58.123	+0.794	12:41:37.347
9	58.007	+0.678	12:42:35.354
10	58.144	+0.815	12:43:33.498

Lap	Lap Tm	Diff	Time of Day
(55) Tom ROBINSON			
1			12:34:55.248
2	58.454	+1.338	12:35:53.702
3	58.209	+1.093	12:36:51.911
4	57.429	+0.313	12:37:49.340
5	57.116		12:38:46.456
6	57.335	+0.219	12:39:43.791
7	57.580	+0.464	12:40:41.371
8	57.963	+0.847	12:41:39.334
9	57.358	+0.242	12:42:36.692
10	57.517	+0.401	12:43:34.209

Lap	Lap Tm	Diff	Time of Day
(81) Gavin DONALD			
1			12:34:54.537
2	58.709	+0.919	12:35:53.246
3	58.524	+0.734	12:36:51.770
4	59.013	+1.223	12:37:50.783
5	58.597	+0.807	12:38:49.380
6	58.223	+0.433	12:39:47.603
7	58.293	+0.503	12:40:45.896
8	59.119	+1.329	12:41:45.015
9	57.790		12:42:42.805
10	58.001	+0.211	12:43:40.806

Lap	Lap Tm	Diff	Time of Day
(15) Keith DICKIE			
1			12:34:54.166
2	58.970	+1.010	12:35:53.136
3	59.433	+1.473	12:36:52.569
4	58.589	+0.629	12:37:51.158
5	58.851	+0.891	12:38:50.009
6	58.062	+0.102	12:39:48.071
7	58.292	+0.332	12:40:46.363
8	58.994	+1.034	12:41:45.357
9	58.192	+0.232	12:42:43.549
10	57.960		12:43:41.509

Lap	Lap Tm	Diff	Time of Day
(78) Lee TEASDALE			
1			12:34:54.960
2	58.839	+0.312	12:35:53.799
3	59.287	+0.760	12:36:53.086
4	58.815	+0.288	12:37:51.901
5	58.527		12:38:50.428
6	59.038	+0.511	12:39:49.466
7	59.074	+0.547	12:40:48.540
8	59.880	+1.353	12:41:48.420
9	1:00.075	+1.548	12:42:48.495
10	59.636	+1.109	12:43:48.131

Lap	Lap Tm	Diff	Time of Day
(13) Andrew BARTON			
1			12:34:56.988
2	59.644	+0.228	12:35:56.632
3	1:00.276	+0.860	12:36:56.908
4	1:00.123	+0.707	12:37:57.031
5	59.416		12:38:56.447
6	1:00.247	+0.831	12:39:56.694
7	59.650	+0.234	12:40:56.344
8	1:00.259	+0.843	12:41:56.603
9	1:00.409	+0.993	12:42:57.012
10	1:00.795	+1.379	12:43:57.807

Lap	Lap Tm	Diff	Time of Day
(7) Mark BOWMAN			
1			12:34:56.598
2	59.658		12:35:56.256
3	1:00.358	+0.700	12:36:56.614
4	1:00.576	+0.918	12:37:57.190
5	1:00.659	+1.001	12:38:57.849
6	1:00.347	+0.689	12:39:58.196
7	59.896	+0.238	12:40:58.092
8	1:00.068	+0.410	12:41:58.160
9	59.695	+0.037	12:42:57.855
10	1:03.769	+4.111	12:44:01.624

Lap	Lap Tm	Diff	Time of Day
(70) John ANDRUCCI			
1			12:34:58.428
2	1:01.400	+1.896	12:35:59.828
3	1:01.211	+1.707	12:37:01.039
4	1:01.182	+1.678	12:38:02.221
5	1:00.955	+1.451	12:39:03.176
6	1:00.816	+1.312	12:40:03.992
7	1:00.730	+1.226	12:41:04.722
8	59.504		12:42:04.226
9	1:00.267	+0.763	12:43:04.493
10	1:00.187	+0.683	12:44:04.680

Lap	Lap Tm	Diff	Time of Day
(60) Dougie BROWN			

Lap	Lap Tm	Diff	Time of Day
1			12:34:59.633
2	1:00.271	+0.128	12:35:59.904
3	1:01.095	+0.952	12:37:00.999
4	1:00.143		12:38:01.142
5	1:00.280	+0.137	12:39:01.422
6	1:00.638	+0.495	12:40:02.060
7	1:02.692	+2.549	12:41:04.752
8	1:00.961	+0.818	12:42:05.713
9	1:01.147	+1.004	12:43:06.860
10	1:00.584	+0.441	12:44:07.444

Lap	Lap Tm	Diff	Time of Day
(39) Stuart HAMILTON			
1			12:34:58.283
2	1:01.728	+1.723	12:36:00.011
3	1:01.606	+1.601	12:37:01.617
4	1:02.596	+2.591	12:38:04.213
5	1:01.627	+1.622	12:39:05.840
6	1:01.362	+1.357	12:40:07.202
7	1:00.359	+0.354	12:41:07.561
8	1:00.373	+0.368	12:42:07.934
9	1:00.089	+0.084	12:43:08.023
10	1:00.005		12:44:08.028

Lap	Lap Tm	Diff	Time of Day
(118) Rod WALKER			
1			12:35:00.610
2	1:00.790	+0.275	12:36:01.400
3	1:01.101	+0.586	12:37:02.501
4	1:01.910	+1.395	12:38:04.411
5	1:01.839	+1.324	12:39:06.250
6	1:01.441	+0.926	12:40:07.691
7	1:00.771	+0.256	12:41:08.462
8	1:00.866	+0.351	12:42:09.328
9	1:01.378	+0.863	12:43:10.706
10	1:00.515		12:44:11.221

Lap	Lap Tm	Diff	Time of Day
(33) Graeme BODEL			
1			12:34:59.930
2	1:00.691		12:36:00.621
3	1:01.308	+0.617	12:37:01.929
4	1:01.997	+1.306	12:38:03.926
5	1:01.986	+1.295	12:39:05.912
6	1:01.801	+1.110	12:40:07.713
7	1:01.574	+0.883	12:41:09.287
8	1:01.290	+0.599	12:42:10.577
9	1:01.049	+0.358	12:43:11.626
10	1:01.016	+0.325	12:44:12.642

Lap	Lap Tm	Diff	Time of Day
(25) James PURVIS			
1			12:35:01.885
2	1:02.760	+0.579	12:36:04.645
3	1:02.687	+0.506	12:37:07.332
4	1:02.690	+0.509	12:38:10.022
5	1:02.748	+0.567	12:39:12.770
6	1:02.392	+0.211	12:40:15.162
7	1:02.480	+0.299	12:41:17.642
8	1:02.483	+0.302	12:42:20.125
9	1:02.181		12:43:22.306

Lap	Lap Tm	Diff	Time of Day
(66) Kevin WATRET			
1			12:35:01.688
2	1:04.394	+0.698	12:36:06.082

Clerk of the Course -

Orbits 4

Sig. Time

www.amb-it.com

Chief Timekeeper - Ian Sharp (SMART)

www.mylaps.com

Times on www.mylaps.com & www.smart-timing.co.uk

Licensed to: SMART

Printed: 30/09/2013 18:55:32

Page 1/2

KMSC National Motorcycle Racing

Scottish Lightweights & Classics Championships

Knockhill 1.271 Miles

Race 1 - 1st Race

28/09/2013 13:00

Race (10 Laps) started at 12:33:52



Lap	Lap Tm	Diff	Time of Day
3	1:04.030	+0.334	12:37:10.112
4	1:04.212	+0.516	12:38:14.324
5	1:04.564	+0.868	12:39:18.888
6	1:04.826	+1.130	12:40:23.714
7	1:04.788	+1.092	12:41:28.502
8	1:03.696		12:42:32.198
9	1:04.499	+0.803	12:43:36.697

(56) Phil WALTERS

1			12:35:03.711
2	1:06.153		12:36:09.864
3	1:06.872	+0.719	12:37:16.736
4	1:07.751	+1.598	12:38:24.487
5	1:07.261	+1.108	12:39:31.748
6	1:07.735	+1.582	12:40:39.483
7	1:07.323	+1.170	12:41:46.806
8	1:07.215	+1.062	12:42:54.021
9	1:08.205	+2.052	12:44:02.226

(45) Nick ANSON

1			12:35:05.196
2	1:06.377		12:36:11.573
3	1:07.812	+1.435	12:37:19.385
4	1:07.296	+0.919	12:38:26.681
5	1:07.026	+0.649	12:39:33.707
6	1:07.130	+0.753	12:40:40.837
7	1:09.416	+3.039	12:41:50.253
8	1:06.514	+0.137	12:42:56.767
9	1:07.075	+0.698	12:44:03.842

(194) Robyn LINDSAY

1			12:35:04.967
2	1:07.434	+0.292	12:36:12.401
3	1:07.637	+0.495	12:37:20.038
4	1:07.246	+0.104	12:38:27.284
5	1:07.229	+0.087	12:39:34.513
6	1:07.413	+0.271	12:40:41.926
7	1:08.387	+1.245	12:41:50.313
8	1:07.641	+0.499	12:42:57.954
9	1:07.142		12:44:05.096

Lap Lap Tm Diff Time of Day

Lap Lap Tm Diff Time of Day

Clerk of the Course -

Orbits 4

Sig. Time

Chief Timekeeper - Ian Sharp (SMART)

www.amb-it.com

www.mylaps.com

Times on www.mylaps.com & www.smart-timing.co.uk

Licensed to: SMART

Scottish Lightweights & Classics Championships

Knockhill 1.271 Miles

Race 1 - 1st Race

28/09/2013 13:00

Race (10 Laps) started at 12:33:52

Competitors	Laps									
	1	2	3	4	5	6	7	8	9	10
Craig SHIRLAW (24)	1	24	24	24	24	24	24	24	24	24
Lewis ROLLO (8)	2	8	8	8	8	8	8	8	8	8
Grant REID (21)	3	21	21	21	21	21	21	21	21	21
Keith DICKIE (15)	4	15	15	81	55	55	55	55	55	55
Gavin DONALD (81)	5	81	81	55	81	81	81	81	81	81
Lee TEASDALE (78)	6	78	55	15	15	15	15	15	15	15
Tom ROBINSON (55)	7	55	78	78	78	78	78	78	78	78
Mark BOWRAN (7)	8	7	7	7	13	13	13	13	13	13
Andrew BARTON (13)	9	13	13	13	7	7	7	7	7	7
Stuart HAMILTON (39)	10	39	70	60	60	60	70	70	70	70
John ANDRUCCI (70)	11	70	60	70	70	70	60	60	60	60
Dougie BROWN (60)	12	60	39	39	33	39	39	39	39	39
Graeme BODEL (33)	13	33	33	33	39	33	118	118	118	118
Rod WALKER (118)	14	118	118	118	118	33	33	33	33	33
Kevin WATRET (66)	15	66	25	25	25	25	25	25	25	25
James PURVIS (25)	16	25	66	66	66	66	66	66	66	66
Phil WALTERS (56)	17	56	56	56	56	56	56	56	56	56
Robyn LINDSAY (194)	18	194	45	45	45	45	45	45	45	45
Nick ANSON (45)	19	45	194	194	194	194	194	194	194	194

Scottish Championship Superstock 600

Knockhill 1.271 Miles

Race 2 - 1st Race

28/09/2013 13:20

Race (10 Laps) started at 12:49:22

Pos	No.	Name	Make/Model	CC	Class Code	Laps	Total Tm	Diff	Best Tm	Best Spd
1	94	Greg GILFILLAN	Kawasaki	ZX6R 600	S6	10	8:53.251		52.765	86.737
2	12	William MONIE	Yamaha	R6 600	S6	10	8:53.704	0.453	52.622	86.973
3	121	Callum PATERSON	Yamaha	R6 600	S6	10	9:00.742	7.491	53.340	85.802
4	30	Liam SHELLCOCK	Yamaha	R6 600	S6	10	9:04.894	11.643	53.522	85.510
5	71	Chris COOK	Kawasaki	ZX6R 600	S6	10	9:07.215	13.964	53.815	85.045
6	39	Stuart McINTYRE	Suzuki	GSXR 600	S6	10	9:07.462	14.211	53.673	85.270
7	20	Mark HERITAGE	Kawasaki	ZX6R 600	S6	10	9:10.045	16.794	54.274	84.325
8	91	Cathal LAVERTY	Yamaha	R6 600	S6	10	9:11.003	17.752	54.209	84.427
9	3	Angus MEARNES	Yamaha	R6 600	S6	10	9:14.660	21.409	54.580	83.853
10	27	Bruce SMART	Yamaha	R6 600	S6	10	9:15.378	22.127	54.467	84.027
11	33	Mark FEARN	Kawasaki	ZX6R 600	S6	10	9:18.026	24.775	54.852	83.437
12	97	Sammi TASKER	Suzuki	GSXR 600	S6	10	9:18.098	24.847	54.716	83.644
13	130	Douglas CUNNINGHAM	Yamaha	R6 600	S6	10	9:20.862	27.611	54.848	83.443
14	19	Kristopher DUNCAN	Kawasaki	ZX6R 600	S6	10	9:21.539	28.288	54.966	83.264
15	88	Graham PIRIE	Yamaha	R6 600	S6	10	9:22.052	28.801	54.792	83.528
16	45	Ewan GRAY	Kawasaki	ZX6R 600	S6	10	9:24.755	31.504	55.187	82.930
17	96	Grant CAMPBELL	Kawasaki	ZX6R 600	S6	10	9:28.025	34.774	55.588	82.332
18	67	Robert SMART	Suzuki	GSXR 600	S6	10	9:29.166	35.915	55.716	82.143
19	18	Andy DUNNETT	Yamaha	R6 600	S6	10	9:29.582	36.331	55.053	83.132
20	36	Mark CUMMING	Yamaha	R6 600	S6	10	9:30.767	37.516	55.829	81.977
21	37	Steven CURRIE	Kawasaki	VRX 600	S6	10	9:38.872	45.621	55.980	81.756
22	32	Matthew KERR	Yamaha	R6 600	S6	10	9:43.082	49.831	56.668	80.763
23	5	Iain BARRY	Yamaha	R6 600	S6	10	9:46.162	52.911	56.728	80.678
24	21	David JACKSON	Suzuki	GSXR 600	S6	9	8:54.953	1 Lap	58.201	78.636
25	64	Gavin JONES	Yamaha	R6 600	S6	9	9:06.792	1 Lap	59.477	76.949
26	191	Mark STEPHENSON	Yamaha	R6 600	S6	9	9:16.260	1 Lap	1:00.234	75.982
27	69	Douglas HOUSTON	Triumph	675	S6	8	8:54.833	2 Laps	1:01.809	74.046
Not classified ()										
DNF	28	Paul BOWERBANK	Kawasaki	ZXX6R 600	S6	7	6:33.192	DNF	54.676	83.705
DNF	49	Paul McCLUNG	Kawasaki	ZX6R 600	S6	5	4:38.564	DNF	54.011	84.736
DNS	29	Daniel MacCLEAN	Honda	CBR 600RR	S6			DNS		-

Margin of Victory	Avg. Speed	Best Lap Tm	Best Spd	Best Lap by
0.453	85.826	52.622	86.973	12 - William MONIE

Clerk of the Course -

Orbits 4

Sig. Time
 Chief Timekeeper - Ian Sharp (SMART)

www.amb-it.com
 www.mylaps.com

Times on www.mylaps.com & www.smart-timing.co.uk

Licensed to: SMART

KMSC National Motorcycle Racing

Scottish Championship Superstock 600

Knockhill 1.271 Miles

Race 2 - 1st Race

28/09/2013 13:20

Race (10 Laps) started at 12:49:22

Lap	Lap Tm	Diff	Time of Day
(94) Greg GILFILLAN			
1			12:50:18.851
2	53.061	+0.296	12:51:11.912
3	53.079	+0.314	12:52:04.991
4	53.280	+0.515	12:52:58.271
5	52.900	+0.135	12:53:51.171
6	52.765		12:54:43.936
7	52.899	+0.134	12:55:36.835
8	52.866	+0.101	12:56:29.701
9	53.237	+0.472	12:57:22.938
10	52.802	+0.037	12:58:15.740

(12) William MONIE			
1			12:50:18.911
2	53.965	+1.343	12:51:12.876
3	52.795	+0.173	12:52:05.671
4	52.891	+0.269	12:52:58.562
5	53.088	+0.466	12:53:51.650
6	52.622		12:54:44.272
7	52.742	+0.120	12:55:37.014
8	52.891	+0.269	12:56:29.905
9	53.191	+0.569	12:57:23.096
10	53.097	+0.475	12:58:16.193

(121) Callum PATERSON			
1			12:50:19.541
2	54.038	+0.698	12:51:13.579
3	53.340		12:52:06.919
4	53.756	+0.416	12:53:00.675
5	53.513	+0.173	12:53:54.188
6	53.949	+0.609	12:54:48.137
7	53.685	+0.345	12:55:41.822
8	53.617	+0.277	12:56:35.439
9	53.964	+0.624	12:57:29.403
10	53.828	+0.488	12:58:23.231

(30) Liam SHELLCOCK			
1			12:50:20.638
2	53.757	+0.235	12:51:14.395
3	53.522		12:52:07.917
4	53.907	+0.385	12:53:01.824
5	53.724	+0.202	12:53:55.548
6	54.099	+0.577	12:54:49.647
7	53.959	+0.437	12:55:43.606
8	53.938	+0.416	12:56:37.544
9	54.850	+1.328	12:57:32.394
10	54.989	+1.467	12:58:27.383

(71) Chris COOK			
1			12:50:20.443
2	54.079	+0.264	12:51:14.522
3	53.873	+0.058	12:52:08.395
4	54.166	+0.351	12:53:02.561
5	54.858	+1.043	12:53:57.419
6	53.925	+0.110	12:54:51.344
7	53.815		12:55:45.159
8	53.847	+0.032	12:56:39.006
9	56.437	+2.622	12:57:35.443
10	54.261	+0.446	12:58:29.704

(39) Stuart McINTYRE			
1			12:50:19.731
2	54.343	+0.670	12:51:14.074
3	53.673		12:52:07.747
4	54.678	+1.005	12:53:02.425
5	54.072	+0.399	12:53:56.497
6	54.027	+0.354	12:54:50.524
7	53.693	+0.020	12:55:44.217
8	53.714	+0.041	12:56:37.931
9	57.867	+4.194	12:57:35.798
10	54.153	+0.480	12:58:29.951

(20) Mark HERITAGE			
1			12:50:21.266
2	55.027	+0.753	12:51:16.293
3	54.509	+0.235	12:52:10.802
4	54.325	+0.051	12:53:05.127
5	54.632	+0.358	12:53:59.759
6	54.274		12:54:54.033
7	54.353	+0.079	12:55:48.386
8	54.679	+0.405	12:56:43.065
9	54.852	+0.578	12:57:37.917
10	54.617	+0.343	12:58:32.534

(91) Cathal LAVERTY			
1			12:50:21.758
2	54.827	+0.618	12:51:16.585
3	54.400	+0.191	12:52:10.985
4	54.557	+0.348	12:53:05.542
5	54.567	+0.358	12:54:00.109
6	54.209		12:54:54.318
7	54.469	+0.260	12:55:48.787
8	54.515	+0.306	12:56:43.302
9	54.947	+0.738	12:57:38.249
10	55.243	+1.034	12:58:33.492

(3) Angus MEARNS			
1			12:50:22.959
2	55.026	+0.446	12:51:17.985
3	54.940	+0.360	12:52:12.925
4	54.950	+0.370	12:53:07.875
5	55.070	+0.490	12:54:02.945
6	54.580		12:54:57.525
7	54.615	+0.035	12:55:52.140
8	54.933	+0.353	12:56:47.073
9	54.995	+0.415	12:57:42.068
10	55.081	+0.501	12:58:37.149

(27) Bruce SMART			
1			12:50:23.232
2	55.095	+0.628	12:51:18.327
3	55.344	+0.877	12:52:13.671
4	55.012	+0.545	12:53:08.683
5	55.751	+1.284	12:54:04.434
6	54.827	+0.360	12:54:59.261
7	54.607	+0.140	12:55:53.868
8	54.467		12:56:48.335
9	54.748	+0.281	12:57:43.083
10	54.784	+0.317	12:58:37.867

(33) Mark FEARN			
------------------------	--	--	--

Lap	Lap Tm	Diff	Time of Day
1			12:50:22.464
2	55.402	+0.550	12:51:17.866
3	54.945	+0.093	12:52:12.811
4	55.536	+0.684	12:53:08.347
5	55.578	+0.726	12:54:03.925
6	55.270	+0.418	12:54:59.195
7	55.444	+0.592	12:55:54.639
8	54.852		12:56:49.491
9	55.229	+0.377	12:57:44.720
10	55.795	+0.943	12:58:40.515

(97) Sammi TASKER			
1			12:50:24.519
2	55.231	+0.515	12:51:19.750
3	54.768	+0.052	12:52:14.518
4	55.041	+0.325	12:53:09.559
5	55.720	+1.004	12:54:05.279
6	54.716		12:54:59.995
7	55.671	+0.955	12:55:55.666
8	54.847	+0.131	12:56:50.513
9	54.741	+0.025	12:57:45.254
10	55.333	+0.617	12:58:40.587

(130) Douglas CUNNINGHAM			
1			12:50:24.722
2	55.659	+0.811	12:51:20.381
3	55.520	+0.672	12:52:15.901
4	55.322	+0.474	12:53:11.223
5	55.047	+0.199	12:54:06.270
6	54.848		12:55:01.118
7	55.069	+0.221	12:55:56.187
8	56.647	+1.799	12:56:52.834
9	55.472	+0.624	12:57:48.306
10	55.045	+0.197	12:58:43.351

(19) Kristopher DUNCAN			
1			12:50:23.963
2	55.074	+0.108	12:51:19.037
3	55.378	+0.412	12:52:14.415
4	54.966		12:53:09.381
5	56.279	+1.313	12:54:05.660
6	55.145	+0.179	12:55:00.805
7	55.230	+0.264	12:55:56.035
8	57.093	+2.127	12:56:53.128
9	55.873	+0.907	12:57:49.001
10	55.027	+0.061	12:58:44.028

(88) Graham PIRIE			
1			12:50:23.530
2	55.222	+0.430	12:51:18.752
3	55.216	+0.424	12:52:13.968
4	54.792		12:53:08.760
5	56.067	+1.275	12:54:04.827
6	54.827	+0.035	12:54:59.654
7	55.870	+1.078	12:55:55.524
8	57.125	+2.333	12:56:52.649
9	56.595	+1.803	12:57:49.244
10	55.297	+0.505	12:58:44.541

(45) Ewan GRAY			
1			12:50:26.280

Clerk of the Course -

Sig. Time

Chief Timekeeper - Ian Sharp (SMART)

Times on www.mylaps.com & www.smart-timing.co.uk

Printed: 30/09/2013 18:52:09

Orbits 4

www.amb-it.com

www.mylaps.com

Licensed to: SMART

KMSC National Motorcycle Racing

Scottish Championship Superstock 600

Knockhill 1.271 Miles

Race 2 - 1st Race

28/09/2013 13:20

Race (10 Laps) started at 12:49:22

Lap	Lap Tm	Diff	Time of Day
2	55.755	+0.568	12:51:22.035
3	55.725	+0.538	12:52:17.760
4	55.372	+0.185	12:53:13.132
5	55.421	+0.234	12:54:08.553
6	55.584	+0.397	12:55:04.137
7	56.193	+1.006	12:56:00.330
8	55.865	+0.678	12:56:56.195
9	55.862	+0.675	12:57:52.057
10	55.187		12:58:47.244

(96) Grant CAMPBELL

1			12:50:26.508
2	56.190	+0.602	12:51:22.698
3	56.137	+0.549	12:52:18.835
4	55.588		12:53:14.423
5	55.652	+0.064	12:54:10.075
6	57.149	+1.561	12:55:07.224
7	55.711	+0.123	12:56:02.935
8	55.811	+0.223	12:56:58.746
9	56.063	+0.475	12:57:54.809
10	55.705	+0.117	12:58:50.514

(67) Robert SMART

1			12:50:26.558
2	56.409	+0.693	12:51:22.967
3	56.457	+0.741	12:52:19.424
4	55.716		12:53:15.140
5	55.861	+0.145	12:54:11.001
6	56.709	+0.993	12:55:07.710
7	56.149	+0.433	12:56:03.859
8	55.862	+0.146	12:56:59.721
9	55.902	+0.186	12:57:55.623
10	56.032	+0.316	12:58:51.655

(18) Andy DUNNETT

1			12:50:26.696
2	56.649	+1.596	12:51:23.345
3	56.049	+0.996	12:52:19.394
4	56.407	+1.354	12:53:15.801
5	55.917	+0.864	12:54:11.718
6	57.269	+2.216	12:55:08.987
7	55.746	+0.693	12:56:04.733
8	56.215	+1.162	12:57:00.948
9	56.070	+1.017	12:57:57.018
10	55.053		12:58:52.071

(36) Mark CUMMING

1			12:50:25.946
2	56.440	+0.611	12:51:22.386
3	56.727	+0.898	12:52:19.113
4	55.829		12:53:14.942
5	55.849	+0.020	12:54:10.791
6	56.633	+0.804	12:55:07.424
7	56.956	+1.127	12:56:04.380
8	56.448	+0.619	12:57:00.828
9	56.109	+0.280	12:57:56.937
10	56.319	+0.490	12:58:53.256

(37) Steven CURRIE

1			12:50:27.580
2	58.294	+2.314	12:51:25.874

Lap	Lap Tm	Diff	Time of Day
3	56.277	+0.297	12:52:22.151
4	56.698	+0.718	12:53:18.849
5	56.796	+0.816	12:54:15.645
6	55.980		12:55:11.625
7	57.980	+2.000	12:56:09.605
8	56.924	+0.944	12:57:06.529
9	57.154	+1.174	12:58:03.683
10	57.678	+1.698	12:59:01.361

(32) Matthew KERR

1			12:50:28.348
2	58.220	+1.552	12:51:26.568
3	57.420	+0.752	12:52:23.988
4	56.746	+0.078	12:53:20.734
5	56.804	+0.136	12:54:17.538
6	56.668		12:55:14.206
7	58.487	+1.819	12:56:12.693
8	57.410	+0.742	12:57:10.103
9	57.054	+0.386	12:58:07.157
10	58.414	+1.746	12:59:05.571

(5) Iain BARRY

1			12:50:27.357
2	58.489	+1.761	12:51:25.846
3	57.439	+0.711	12:52:23.285
4	56.986	+0.258	12:53:20.271
5	57.047	+0.319	12:54:17.318
6	56.728		12:55:14.046
7	59.297	+2.569	12:56:13.343
8	1:01.001	+4.273	12:57:14.344
9	57.469	+0.741	12:58:11.813
10	56.838	+0.110	12:59:08.651

(21) David JACKSON

1			12:50:26.416
2	59.656	+1.455	12:51:26.072
3	58.421	+0.220	12:52:24.493
4	58.201		12:53:22.694
5	59.142	+0.941	12:54:21.836
6	59.285	+1.084	12:55:21.121
7	58.323	+0.122	12:56:19.444
8	58.878	+0.677	12:57:18.322
9	59.120	+0.919	12:58:17.442

(64) Gavin JONES

1			12:50:29.835
2	59.477		12:51:29.312
3	59.584	+0.107	12:52:28.896
4	59.524	+0.047	12:53:28.420
5	59.968	+0.491	12:54:28.388
6	1:00.802	+1.325	12:55:29.190
7	59.909	+0.432	12:56:29.099
8	1:00.699	+1.222	12:57:29.798
9	59.483	+0.006	12:58:29.281

(191) Mark STEPHENSON

1			12:50:30.720
2	1:00.234		12:51:30.954
3	1:00.898	+0.664	12:52:31.852
4	1:02.250	+2.016	12:53:34.102
5	1:01.131	+0.897	12:54:35.233

Lap	Lap Tm	Diff	Time of Day
6	1:01.273	+1.039	12:55:36.506
7	1:00.377	+0.143	12:56:36.883
8	1:01.427	+1.193	12:57:38.310
9	1:00.439	+0.205	12:58:38.749

(69) Douglas HOUSTON

1			12:50:32.053
2	1:29.845	+28.036	12:52:01.898
3	1:02.636	+0.827	12:53:04.534
4	1:03.432	+1.623	12:54:07.966
5	1:02.781	+0.972	12:55:10.747
6	1:02.290	+0.481	12:56:13.037
7	1:02.476	+0.667	12:57:15.513
8	1:01.809		12:58:17.322

(28) Paul BOWERBANK

1			12:50:24.359
2	55.383	+0.707	12:51:19.742
3	55.274	+0.598	12:52:15.016
4	54.977	+0.301	12:53:09.993
5	55.219	+0.543	12:54:05.212
6	54.676		12:54:59.888
7	55.793	+1.117	12:55:55.681

(49) Paul McCLUNG

1			12:50:19.259
2	54.149	+0.138	12:51:13.408
3	54.011		12:52:07.419
4	54.834	+0.823	12:53:02.253
5	58.800	+4.789	12:54:01.053

Clerk of the Course -

Sig. Time
 Chief Timekeeper - Ian Sharp (SMART)
 Times on www.mylaps.com & www.smart-timing.co.uk

Orbits 4

www.amb-it.com
 www.mylaps.com
 Licensed to: SMART

Scottish Championship Superstock 600

Knockhill 1.271 Miles

Race 2 - 1st Race

28/09/2013 13:20

Race (10 Laps) started at 12:49:22

Competitors	Laps										
	1	2	3	4	5	6	7	8	9	10	
Greg GILFILLAN (94)	1	94	94	94	94	94	94	94	94	94	94
William MONIE (12)	2	12	12	12	12	12	12	12	12	12	12
Paul McCLUNG (49)	3	49	49	121	121	121	121	121	121	121	121
Callum PATERSON (121)	4	121	121	49	30	30	30	30	30	30	30
Stuart McINTYRE (39)	5	39	39	39	49	39	39	39	39	71	71
Chris COOK (71)	6	71	30	30	39	71	71	71	71	39	39
Liam SHELLCOCK (30)	7	30	71	71	71	20	20	20	20	20	20
Mark HERITAGE (20)	8	20	20	20	20	91	91	91	91	91	91
Cathal LAVERTY (91)	9	91	91	91	91	49	3	3	3	3	3
Mark FEARN (33)	10	33	33	33	3	3	33	27	27	27	27
Angus MEARNES (3)	11	3	3	3	33	33	27	33	33	33	33
Bruce SMART (27)	12	27	27	27	27	27	88	88	97	97	97
Graham PIRIE (88)	13	88	88	88	88	88	28	97	88	130	130
Kristopher DUNCAN (19)	14	19	19	19	19	28	97	28	130	19	19
Paul BOWERBANK (28)	15	28	28	97	97	97	19	19	19	88	88
Sammi TASKER (97)	16	97	97	28	28	19	130	130	45	45	45
Douglas CUNNINGHAM (130)	17	130	130	130	130	130	45	45	96	96	96
Mark CUMMING (36)	18	36	45	45	45	45	96	96	67	67	67
Ewan GRAY (45)	19	45	36	96	96	96	36	67	36	36	18
David JACKSON (21)	20	21	96	36	36	36	67	36	18	18	36
Grant CAMPBELL (96)	21	96	67	18	67	67	18	18	37	37	37
Robert SMART (67)	22	67	18	67	18	18	37	37	32	32	32
Andy DUNNETT (18)	23	18	5	37	37	37	5	32	5	5	5
Iain BARRY (5)	24	5	37	5	5	5	32	5	21	21	
Steven CURRIE (37)	25	37	21	32	32	32	21	21	64	64	
Matthew KERR (32)	26	32	32	21	21	21	64	64	191	191	
Gavin JONES (64)	27	64	64	64	64	64	191	191	69		
Mark STEPHENSON (191)	28	191	191	191	191	191	69	69			
Douglas HOUSTON (69)	29	69	69	69	69						
-	30										

KMSC Skinner Motorcycles 125 Championships

Knockhill 1.271 Miles

Race 3 - 1st Race

28/09/2013 13:40

Race (10 Laps) started at 13:06:29

Pos	No.	Name	Make/Model	CC	Class Code	Laps	Total Tm	Diff	Best Tm	Best Spd
1	69	Rory SKINNER	Honda	GP 80	F125	10	10:38.151		1:02.890	72.773
2	79	Ashley ROBSON	Aprillia	RS 12	F125	10	10:59.209	21.058	1:04.803	70.625
3	7	Ti McKINTOSH	Kawasaki	300	F125	10	11:16.176	38.025	1:06.461	68.863
4	6	Liam SHIPPERLEE	Aprillia	RS 12	F125	10	11:16.862	38.711	1:06.410	68.916
5	12	Jordan GILL	Aprillia	RS 12	F125	10	11:28.267	50.116	1:07.385	67.918
6	80	Bethany POLANSKI	Aprillia	RS 12	F125	10	11:28.458	50.307	1:07.310	67.994
7	11	Lewis PATERSON	Aprillia	RS 12	F125	9	10:39.110	1 Lap	1:09.565	65.790

Margin of Victory	Avg. Speed	Best Lap Tm	Best Spd	Best Lap by
21.058	71.718	1:02.890	72.773	69 - Rory SKINNER

Clerk of the Course -

Orbits 4

Sig.

Time

www.amb-it.com

Chief Timekeeper - Ian Sharp (SMART)

www.mylaps.com

Times on www.mylaps.com & www.smart-timing.co.uk

Licensed to: SMART

KMSC National Motorcycle Racing

KMSC Skinner Motorcycles 125 Championships

Knockhill 1.271 Miles

Race 3 - 1st Race

28/09/2013 13:40

Race (10 Laps) started at 13:06:29

Lap	Lap Tm	Diff	Time of Day
(69) Rory SKINNER			
1			13:07:36.190
2	1:03.419	+0.529	13:08:39.609
3	1:03.328	+0.438	13:09:42.937
4	1:03.262	+0.372	13:10:46.199
5	1:03.403	+0.513	13:11:49.602
6	1:05.217	+2.327	13:12:54.819
7	1:03.603	+0.713	13:13:58.422
8	1:02.890		13:15:01.312
9	1:03.408	+0.518	13:16:04.720
10	1:03.312	+0.422	13:17:08.032

(79) Ashley ROBSON			
1			13:07:40.378
2	1:05.710	+0.907	13:08:46.088
3	1:05.380	+0.577	13:09:51.468
4	1:05.190	+0.387	13:10:56.658
5	1:05.454	+0.651	13:12:02.112
6	1:06.013	+1.210	13:13:08.125
7	1:05.469	+0.666	13:14:13.594
8	1:05.361	+0.558	13:15:18.955
9	1:04.803		13:16:23.758
10	1:05.332	+0.529	13:17:29.090

(7) Ti McKINTOSH			
1			13:07:42.577
2	1:06.554	+0.093	13:08:49.131
3	1:06.461		13:09:55.592
4	1:07.082	+0.621	13:11:02.674
5	1:06.694	+0.233	13:12:09.368
6	1:07.354	+0.893	13:13:16.722
7	1:07.435	+0.974	13:14:24.157
8	1:07.938	+1.477	13:15:32.095
9	1:07.176	+0.715	13:16:39.271
10	1:06.786	+0.325	13:17:46.057

(6) Liam SHIPPERLEE			
1			13:07:41.822
2	1:06.767	+0.357	13:08:48.589
3	1:07.822	+1.412	13:09:56.411
4	1:07.034	+0.624	13:11:03.445
5	1:08.060	+1.650	13:12:11.505
6	1:07.933	+1.523	13:13:19.438
7	1:06.834	+0.424	13:14:26.272
8	1:07.033	+0.623	13:15:33.305
9	1:06.410		13:16:39.715
10	1:07.028	+0.618	13:17:46.743

(12) Jordan GILL			
1			13:07:42.343
2	1:09.158	+1.773	13:08:51.501
3	1:09.160	+1.775	13:10:00.661
4	1:09.085	+1.700	13:11:09.746
5	1:08.769	+1.384	13:12:18.515
6	1:08.915	+1.530	13:13:27.430
7	1:08.134	+0.749	13:14:35.564
8	1:07.385		13:15:42.949
9	1:07.551	+0.166	13:16:50.500
10	1:07.648	+0.263	13:17:58.148

Lap	Lap Tm	Diff	Time of Day
(80) Bethany POLANSKI			
1			13:07:43.268
2	1:08.268	+0.958	13:08:51.536
3	1:09.027	+1.717	13:10:00.563
4	1:08.621	+1.311	13:11:09.184
5	1:08.768	+1.458	13:12:17.952
6	1:08.912	+1.602	13:13:26.864
7	1:08.126	+0.816	13:14:34.990
8	1:07.656	+0.346	13:15:42.646
9	1:07.310		13:16:49.956
10	1:08.383	+1.073	13:17:58.339

(11) Lewis PATERSON			
1			13:07:48.650
2	1:10.005	+0.440	13:08:58.655
3	1:09.565		13:10:08.220
4	1:09.725	+0.160	13:11:17.945
5	1:10.090	+0.525	13:12:28.035
6	1:10.000	+0.435	13:13:38.035
7	1:10.361	+0.796	13:14:48.396
8	1:10.206	+0.641	13:15:58.602
9	1:10.389	+0.824	13:17:08.991

Lap	Lap Tm	Diff	Time of Day
-----	--------	------	-------------

Clerk of the Course -

Sig. Time

Chief Timekeeper - Ian Sharp (SMART)

Times on www.mylaps.com & www.smart-timing.co.uk

Orbits 4

www.amb-it.com

www.mylaps.com

Licensed to: SMART

KMSC Skinner Motorcycles 125 Championships

Knockhill 1.271 Miles

Race 3 - 1st Race

28/09/2013 13:40

Race (10 Laps) started at 13:06:29

Competitors	Laps									
	1	2	3	4	5	6	7	8	9	10
Rory SKINNER (69)	1	69	69	69	69	69	69	69	69	69
Ashley ROBSON (79)	2	79	79	79	79	79	79	79	79	79
Liam SHIPPERLEE (6)	3	6	6	7	7	7	7	7	7	7
Jordan GILL (12)	4	12	7	6	6	6	6	6	6	6
Ti McKINTOSH (7)	5	7	12	80	80	80	80	80	80	12
Bethany POLANSKI (80)	6	80	80	12	12	12	12	12	12	80
Lewis PATERSON (11)	7	11	11	11	11	11	11	11	11	11

KMSC National Motorcycle Racing

KMSC Skinner Motorcycles 125 Championships

Knockhill 1.271 Miles

Race 8 - 2nd Race

28/09/2013 15:20

Race (10 Laps)

POLE POSITION

1

1
69 RORY SKINNER
10

2

79 ASHLEY ROBSON
10

3

7 TI MCKINTOSH
10

2

4
6 LIAM SHIPPERLEE
10

5

12 JORDAN GILL
10

6

80 BETHANY POLANSKI
10

3

7
11 LEWIS PATERSON
9

Scottish Championship Superbikes / KMSC Clubman

Knockhill 1.271 Miles

Race 4 - 1st Race

28/09/2013 14:00

Race (10 Laps) started at 13:24:09

Pos	No.	Name	Make/Model	CC	Class Code	Laps	Total Tm	Diff	Best Tm	Best Spd
1	31	Torquill PATERSON	Suzuki	GSXR1000	SB	10	8:41.612		51.336	89.151
2	55	Donald MacFADYEN	BMW	S1000RR	SB	10	8:44.261	2.649	51.602	88.692
3	179	Andrew TASKER	Kawasaki	ZXR1000	SB	10	8:44.667	3.055	51.720	88.490
4	78	Mike KEITH	Kawasaki	ZX10R	SB	10	8:44.828	3.216	51.548	88.785
5	124	Craig SHIRLAW	Kawasaki	ZX10R	SB	10	8:52.726	11.114	52.415	87.316
6	36	Roy HOUSTON	Kawasaki	ZX10R	SB	10	8:55.165	13.553	52.500	87.175
7	84	Darren ROSS	Kawasaki	ZX10R	C	10	8:55.953	14.341	52.386	87.365
8	17	Martin JOWETT	Kawasaki	1000	SB	10	8:57.216	15.604	52.312	87.488
9	61	Norman BRUNTON	Yamaha	R1 1000	SB	10	9:02.136	20.524	53.095	86.198
10	69	Bryan CAMPBELL	Kawasaki	ZX10	SB	10	9:02.246	20.634	53.545	85.474
11	165	Alan BAILEY	Suzuki	GSXR 1000K7	SB	10	9:06.139	24.527	53.368	85.757
12	47	Alan BRYCE	Suzuki	GSXR 1000	C	10	9:06.268	24.656	53.201	86.026
13	22	Sean COOPER	Kawasaki	ZX10R	SB	10	9:10.645	29.033	54.223	84.405
14	66	Derek BUTCHER	Ducati	1198	C	10	9:16.908	35.296	54.611	83.805
15	11	Richard HUGHES	Suzuki	GSXR1000	C	10	9:17.103	35.491	54.573	83.863
16	77	Graham DUNCAN	BMW	S1000RR	C	10	9:17.218	35.606	54.339	84.225
17	24	Andrew LAMOND	BMW	S1000RR	C	10	9:18.168	36.556	54.462	84.034
18	14	Paul QUINN	Yamaha	R1 1000	C	10	9:19.652	38.040	54.991	83.226
19	63	Kenny PATERSON	Ducati	1198	C	10	9:31.943	50.331	56.265	81.342
20	72	Victor CORRIERI	Ducati	1198	C	9	8:41.789	1 Lap	56.263	81.344
21	117	Jimmy SHANKS	KTM	RC8	C	9	8:42.074	1 Lap	56.786	80.595
22	23	Maurice RAE	Ducati	1198	C	9	8:50.820	1 Lap	57.753	79.246
23	33	Graeme BODEL	Ducati	1098	C	9	9:01.696	1 Lap	58.504	78.228
24	64	Brian MacKIE	Ducati	1100	C	9	9:03.123	1 Lap	58.884	77.724
25	71	Leigh BROOKS	Yamaha	R1	SB	9	9:12.390	1 Lap	59.699	76.663

Not classified ()

DNS	6	Alan DAVISON	Ducati	1198	C			DNS	-
DNS	89	Andrew HUNTER	Suzuki	GSXR 1000	C			DNS	-
DNS	111	Gavin DONALD	BMW	s1000rr	C			DNS	-

Announcements

New Track Record (52.386) for KMSC Clubmans by Darren ROSS.

Margin of Victory	Avg. Speed	Best Lap Tm	Best Spd	Best Lap by
2.649	87.741	51.336	89.151	31 - Torquill PATERSON

Clerk of the Course -

Orbits 4

Sig. Time
Chief Timekeeper - Ian Sharp (SMART)

www.amb-it.com
www.mylaps.com

Times on www.mylaps.com & www.smart-timing.co.uk

Licensed to: SMART

KMSC National Motorcycle Racing

Scottish Championship Superbikes / KMSC Clubman

Knockhill 1.271 Miles

Race 4 - 1st Race

28/09/2013 14:00

Race (10 Laps) started at 13:24:09

Lap	Lap Tm	Diff	Time of Day
(31) Torquil PATERSON			
1			13:25:04.494
2	52.086	+0.750	13:25:56.580
3	51.609	+0.273	13:26:48.189
4	51.759	+0.423	13:27:39.948
5	51.539	+0.203	13:28:31.487
6	51.336		13:29:22.823
7	51.508	+0.172	13:30:14.331
8	51.759	+0.423	13:31:06.090
9	52.093	+0.757	13:31:58.183
10	52.812	+1.476	13:32:50.995

(55) Donald MacFADYEN			
1			13:25:04.396
2	52.116	+0.514	13:25:56.512
3	52.631	+1.029	13:26:49.143
4	51.742	+0.140	13:27:40.885
5	51.602		13:28:32.487
6	51.690	+0.088	13:29:24.177
7	52.050	+0.448	13:30:16.227
8	52.813	+1.211	13:31:09.040
9	52.276	+0.674	13:32:01.316
10	52.328	+0.726	13:32:53.644

(179) Andrew TASKER			
1			13:25:05.274
2	52.050	+0.330	13:25:57.324
3	52.308	+0.588	13:26:49.632
4	51.890	+0.170	13:27:41.522
5	51.782	+0.062	13:28:33.304
6	51.720		13:29:25.024
7	51.844	+0.124	13:30:16.868
8	52.776	+1.056	13:31:09.644
9	52.015	+0.295	13:32:01.659
10	52.391	+0.671	13:32:54.050

(78) Mike KEITH			
1			13:25:04.888
2	51.904	+0.356	13:25:56.792
3	52.413	+0.865	13:26:49.205
4	51.839	+0.291	13:27:41.044
5	51.548		13:28:32.592
6	51.852	+0.304	13:29:24.444
7	52.467	+0.919	13:30:16.911
8	53.325	+1.777	13:31:10.236
9	52.063	+0.515	13:32:02.299
10	51.912	+0.364	13:32:54.211

(124) Craig SHIRLAW			
1			13:25:06.111
2	52.763	+0.348	13:25:58.874
3	52.877	+0.462	13:26:51.751
4	52.579	+0.164	13:27:44.330
5	52.634	+0.219	13:28:36.964
6	52.415		13:29:29.379
7	52.567	+0.152	13:30:21.946
8	53.445	+1.030	13:31:15.391
9	53.574	+1.159	13:32:08.965
10	53.144	+0.729	13:33:02.109

Lap	Lap Tm	Diff	Time of Day
(36) Roy HOUSTON			
1			13:25:08.318
2	52.559	+0.059	13:26:00.877
3	52.702	+0.202	13:26:53.579
4	52.689	+0.189	13:27:46.268
5	52.500		13:28:38.768
6	52.538	+0.038	13:29:31.306
7	52.819	+0.319	13:30:24.125
8	53.035	+0.535	13:31:17.160
9	53.252	+0.752	13:32:10.412
10	54.136	+1.636	13:33:04.548

(84) Darren ROSS			
1			13:25:08.256
2	54.153	+1.767	13:26:02.409
3	52.997	+0.611	13:26:55.406
4	53.040	+0.654	13:27:48.446
5	52.386		13:28:40.832
6	52.634	+0.248	13:29:33.466
7	52.882	+0.496	13:30:26.348
8	52.806	+0.420	13:31:19.154
9	52.986	+0.600	13:32:12.140
10	53.196	+0.810	13:33:05.336

(17) Martin JOWETT			
1			13:25:09.536
2	54.073	+1.761	13:26:03.609
3	53.788	+1.476	13:26:57.397
4	53.232	+0.920	13:27:50.629
5	52.823	+0.511	13:28:43.452
6	52.724	+0.412	13:29:36.176
7	52.528	+0.216	13:30:28.704
8	52.554	+0.242	13:31:21.258
9	52.312		13:32:13.570
10	53.029	+0.717	13:33:06.599

(61) Norman BRUNTON			
1			13:25:08.641
2	54.399	+1.304	13:26:03.040
3	54.386	+1.291	13:26:57.426
4	53.852	+0.757	13:27:51.278
5	53.154	+0.059	13:28:44.432
6	53.161	+0.066	13:29:37.593
7	53.095		13:30:30.688
8	53.649	+0.554	13:31:24.337
9	53.734	+0.639	13:32:18.071
10	53.448	+0.353	13:33:11.519

(69) Bryan CAMPBELL			
1			13:25:07.586
2	53.588	+0.043	13:26:01.174
3	53.599	+0.054	13:26:54.773
4	53.545		13:27:48.318
5	54.360	+0.815	13:28:42.678
6	53.752	+0.207	13:29:36.430
7	53.781	+0.236	13:30:30.211
8	53.704	+0.159	13:31:23.915
9	53.760	+0.215	13:32:17.675
10	53.954	+0.409	13:33:11.629

(165) Alan BAILEY			
--------------------------	--	--	--

Lap	Lap Tm	Diff	Time of Day
1			13:25:08.390
2	54.985	+1.617	13:26:03.375
3	54.212	+0.844	13:26:57.587
4	54.236	+0.868	13:27:51.823
5	53.757	+0.389	13:28:45.580
6	53.368		13:29:38.948
7	53.760	+0.392	13:30:32.708
8	53.661	+0.293	13:31:26.369
9	54.705	+1.337	13:32:21.074
10	54.448	+1.080	13:33:15.522

(47) Alan BRYCE			
1			13:25:09.012
2	54.929	+1.728	13:26:03.941
3	54.124	+0.923	13:26:58.065
4	54.016	+0.815	13:27:52.081
5	53.861	+0.660	13:28:45.942
6	54.064	+0.863	13:29:40.006
7	53.678	+0.477	13:30:33.684
8	53.201		13:31:26.885
9	54.571	+1.370	13:32:21.456
10	54.195	+0.994	13:33:15.651

(22) Sean COOPER			
1			13:25:07.838
2	55.046	+0.823	13:26:02.884
3	54.253	+0.030	13:26:57.137
4	54.341	+0.118	13:27:51.478
5	54.243	+0.020	13:28:45.721
6	54.223		13:29:39.944
7	54.839	+0.616	13:30:34.783
8	55.008	+0.785	13:31:29.791
9	55.206	+0.983	13:32:24.997
10	55.031	+0.808	13:33:20.028

(66) Derek BUTCHER			
1			13:25:10.299
2	55.657	+1.046	13:26:05.956
3	55.428	+0.817	13:27:01.384
4	55.952	+1.341	13:27:57.336
5	55.231	+0.620	13:28:52.567
6	54.740	+0.129	13:29:47.307
7	54.782	+0.171	13:30:42.089
8	54.893	+0.282	13:31:36.982
9	54.698	+0.087	13:32:31.680
10	54.611		13:33:26.291

(11) Richard HUGHES			
1			13:25:10.631
2	55.503	+0.930	13:26:06.134
3	55.275	+0.702	13:27:01.409
4	55.256	+0.683	13:27:56.665
5	54.885	+0.312	13:28:51.550
6	54.885	+0.312	13:29:46.435
7	54.988	+0.415	13:30:41.423
8	55.157	+0.584	13:31:36.580
9	55.333	+0.760	13:32:31.913
10	54.573		13:33:26.486

(77) Graham DUNCAN			
1			13:25:12.931

Clerk of the Course -

Sig. Time

Chief Timekeeper - Ian Sharp (SMART)

Times on www.mylaps.com & www.smart-timing.co.uk

Printed: 30/09/2013 18:48:38

Orbits 4

www.amb-it.com

www.mylaps.com

Licensed to: SMART

KMSC National Motorcycle Racing

Scottish Championship Superbikes / KMSC Clubman

Knockhill 1.271 Miles

Race 4 - 1st Race

28/09/2013 14:00

Race (10 Laps) started at 13:24:09



Lap	Lap Tm	Diff	Time of Day
2	55.265	+0.926	13:26:08.196
3	54.569	+0.230	13:27:02.765
4	55.649	+1.310	13:27:58.414
5	54.493	+0.154	13:28:52.907
6	54.799	+0.460	13:29:47.706
7	54.582	+0.243	13:30:42.288
8	54.949	+0.610	13:31:37.237
9	55.025	+0.686	13:32:32.262
10	54.339		13:33:26.601

(24) Andrew LAMOND

1			13:25:13.115
2	56.018	+1.556	13:26:09.133
3	54.737	+0.275	13:27:03.870
4	55.127	+0.665	13:27:58.997
5	54.623	+0.161	13:28:53.620
6	55.033	+0.571	13:29:48.653
7	55.175	+0.713	13:30:43.828
8	54.462		13:31:38.290
9	54.578	+0.116	13:32:32.868
10	54.683	+0.221	13:33:27.551

(14) Paul QUINN

1			13:25:11.436
2	55.605	+0.614	13:26:07.041
3	55.578	+0.587	13:27:02.619
4	55.379	+0.388	13:27:57.998
5	55.178	+0.187	13:28:53.176
6	55.239	+0.248	13:29:48.415
7	55.145	+0.154	13:30:43.560
8	54.991		13:31:38.551
9	55.455	+0.464	13:32:34.006
10	55.029	+0.038	13:33:29.035

(63) Kenny PATERSON

1			13:25:13.626
2	56.379	+0.114	13:26:10.005
3	56.365	+0.100	13:27:06.370
4	56.277	+0.012	13:28:02.647
5	56.265		13:28:58.912
6	56.402	+0.137	13:29:55.314
7	56.296	+0.031	13:30:51.610
8	56.346	+0.081	13:31:47.956
9	56.802	+0.537	13:32:44.758
10	56.568	+0.303	13:33:41.326

(72) Victor CORRIERI

1			13:25:12.958
2	56.789	+0.526	13:26:09.747
3	56.263		13:27:06.010
4	56.417	+0.154	13:28:02.427
5	57.303	+1.040	13:28:59.730
6	56.783	+0.520	13:29:56.513
7	58.370	+2.107	13:30:54.883
8	58.196	+1.933	13:31:53.079
9	58.093	+1.830	13:32:51.172

(117) Jimmy SHANKS

1			13:25:13.764
2	57.346	+0.560	13:26:11.110
3	56.846	+0.060	13:27:07.956

Lap	Lap Tm	Diff	Time of Day
4	57.190	+0.404	13:28:05.146
5	57.756	+0.970	13:29:02.902
6	57.443	+0.657	13:30:00.345
7	57.455	+0.669	13:30:57.800
8	56.786		13:31:54.586
9	56.871	+0.085	13:32:51.457

(23) Maurice RAE

1			13:25:14.756
2	58.043	+0.290	13:26:12.799
3	58.310	+0.557	13:27:11.109
4	58.126	+0.373	13:28:09.235
5	58.090	+0.337	13:29:07.325
6	58.316	+0.563	13:30:05.641
7	57.870	+0.117	13:31:03.511
8	58.939	+1.186	13:32:02.450
9	57.753		13:33:00.203

(33) Graeme BODEL

1			13:25:15.766
2	58.504		13:26:14.270
3	59.458	+0.954	13:27:13.728
4	59.594	+1.090	13:28:13.322
5	59.618	+1.114	13:29:12.940
6	59.953	+1.449	13:30:12.893
7	59.627	+1.123	13:31:12.520
8	59.340	+0.836	13:32:11.860
9	59.219	+0.715	13:33:11.079

(64) Brian MacKIE

1			13:25:16.960
2	59.543	+0.659	13:26:16.503
3	59.782	+0.898	13:27:16.285
4	59.551	+0.667	13:28:15.836
5	59.335	+0.451	13:29:15.171
6	58.884		13:30:14.055
7	59.636	+0.752	13:31:13.691
8	59.478	+0.594	13:32:13.169
9	59.337	+0.453	13:33:12.506

(71) Leigh BROOKS

1			13:25:17.710
2	1:00.069	+0.370	13:26:17.779
3	59.699		13:27:17.478
4	1:00.420	+0.721	13:28:17.898
5	1:00.540	+0.841	13:29:18.438
6	1:01.260	+1.561	13:30:19.698
7	1:01.012	+1.313	13:31:20.710
8	1:00.654	+0.955	13:32:21.364
9	1:00.409	+0.710	13:33:21.773

Clerk of the Course -

Orbits 4

Sig. Time

www.amb-it.com

Chief Timekeeper - Ian Sharp (SMART)

www.mylaps.com

Times on www.mylaps.com & www.smart-timing.co.uk

Licensed to: SMART

Scottish Championship Superbikes / KMSC Clubman

Knockhill 1.271 Miles

Race 4 - 1st Race

28/09/2013 14:00

Race (10 Laps) started at 13:24:09

Competitors	Laps										
	1	2	3	4	5	6	7	8	9	10	
Donald MacFADYEN (55)	1	55	55	31	31	31	31	31	31	31	31
Torquil PATERSON (31)	2	31	31	55	55	55	55	55	55	55	55
Mike KEITH (78)	3	78	78	78	78	78	78	179	179	179	179
Andrew TASKER (179)	4	179	179	179	179	179	179	78	78	78	78
Craig SHIRLAW (124)	5	124	124	124	124	124	124	124	124	124	124
Bryan CAMPBELL (69)	6	69	36	36	36	36	36	36	36	36	36
Sean COOPER (22)	7	22	69	69	69	84	84	84	84	84	84
Darren ROSS (84)	8	84	84	84	84	69	17	17	17	17	17
Roy HOUSTON (36)	9	36	22	22	17	17	69	69	69	69	61
Alan BAILEY (165)	10	165	61	17	61	61	61	61	61	61	69
Norman BRUNTON (61)	11	61	165	61	22	165	165	165	165	165	165
Alan BRYCE (47)	12	47	17	165	165	22	22	47	47	47	47
Martin JOWETT (17)	13	17	47	47	47	47	47	22	22	22	22
Derek BUTCHER (66)	14	66	66	66	11	11	11	11	11	66	66
Richard HUGHES (11)	15	11	11	11	66	66	66	66	66	11	11
Paul QUINN (14)	16	14	14	14	14	77	77	77	77	77	77
Graham DUNCAN (77)	17	77	77	77	77	14	14	14	24	24	24
Victor CORRIERI (72)	18	72	24	24	24	24	24	24	14	14	14
Andrew LAMOND (24)	19	24	72	72	72	63	63	63	63	63	63
Kenny PATERSON (63)	20	63	63	63	63	72	72	72	72	72	72
Jimmy SHANKS (117)	21	117	117	117	117	117	117	117	117	117	117
Maurice RAE (23)	22	23	23	23	23	23	23	23	23	23	23
Graeme BODEL (33)	23	33	33	33	33	33	33	33	33	33	33
Brian MacKIE (64)	24	64	64	64	64	64	64	64	64	64	64
Leigh BROOKS (71)	25	71	71	71	71	71	71	71	71	71	71
-	26										
-	27										
-	28										

KMSC Cupar Motorcycles Pre Injection 600

Knockhill 1.271 Miles

Race 5 - 1st Race

28/09/2013 14:20

Race (10 Laps) started at 13:38:31

Pos	No.	Name	Make/Model	CC	Class Code	Laps	Total Tm	Diff	Best Tm	Best Spd
1	67	Derek BURNS	Yamaha	R6 60	PI6	10	9:15.870		54.893	83.375
2	80	Lee TEASDALE	Yamaha	R6 60	PI6	10	9:19.186	3.316	54.434	84.078
3	26	Allan RENNIE	Honda	CBR 6	PI6	10	9:24.286	8.416	55.469	82.509
4	27	Paul BOWERBANK	Yamaha	R6 60	PI6	10	9:26.066	10.196	55.938	81.817
5	11	Patrick FORMAN	Yamaha	R6 60	PI6	10	9:34.063	18.193	56.437	81.094
6	75	Harry PULLAR	Yamaha	R6 60	PI6	10	9:34.333	18.463	56.117	81.556
7	122	David SUDDER	Yamaha	P6 60i	PI6	10	9:41.077	25.207	56.906	80.425
8	72	Douglas SHEARER	Kawasaki	ZX6R	PI6	10	9:55.847	39.977	58.773	77.870
9	79	James ROTHERAY	Yamaha	R6 60	PI6	10	10:17.279	1:01.409	1:00.336	75.853
10	169	Chris RICHAL	Yamaha	R6 60	PI6	9	9:41.596	1 Lap	1:03.091	72.541

Announcements

New Track Record (54.434) for KMSC Pre Injection 600 by Lee TEASDALE.

Margin of Victory	Avg. Speed	Best Lap Tm	Best Spd	Best Lap by
3.316	82.334	54.434	84.078	80 - Lee TEASDALE

Clerk of the Course -

Orbits 4

Sig. Time
 Chief Timekeeper - Ian Sharp (SMART)

www.amb-it.com
 www.mylaps.com

Times on www.mylaps.com & www.smart-timing.co.uk

Licensed to: SMART

KMSC National Motorcycle Racing

KMSC Cupar Motorcycles Pre Injection 600

Knockhill 1.271 Miles

Race 5 - 1st Race

28/09/2013 14:20

Race (10 Laps) started at 13:38:31

Lap	Lap Tm	Diff	Time of Day
(67) Derek BURNS			
1			13:39:29.624
2	55.102	+0.209	13:40:24.726
3	55.372	+0.479	13:41:20.098
4	54.893		13:42:14.991
5	55.110	+0.217	13:43:10.101
6	55.118	+0.225	13:44:05.219
7	55.196	+0.303	13:45:00.415
8	55.076	+0.183	13:45:55.491
9	55.772	+0.879	13:46:51.263
10	56.392	+1.499	13:47:47.655

Lap	Lap Tm	Diff	Time of Day
(80) Lee TEASDALE			
1			13:39:31.147
2	55.944	+1.510	13:40:27.091
3	55.991	+1.557	13:41:23.082
4	56.090	+1.656	13:42:19.172
5	56.031	+1.597	13:43:15.203
6	54.434		13:44:09.637
7	54.447	+0.013	13:45:04.084
8	56.242	+1.808	13:46:00.326
9	55.142	+0.708	13:46:55.468
10	55.503	+1.069	13:47:50.971

Lap	Lap Tm	Diff	Time of Day
(26) Allan RENNIE			
1			13:39:30.885
2	55.921	+0.452	13:40:26.806
3	56.076	+0.607	13:41:22.882
4	56.095	+0.626	13:42:18.977
5	56.088	+0.619	13:43:15.065
6	55.725	+0.256	13:44:10.790
7	55.469		13:45:06.259
8	56.729	+1.260	13:46:02.988
9	56.576	+1.107	13:46:59.564
10	56.507	+1.038	13:47:56.071

Lap	Lap Tm	Diff	Time of Day
(27) Paul BOWERBANK			
1			13:39:31.892
2	56.213	+0.275	13:40:28.105
3	56.051	+0.113	13:41:24.156
4	56.050	+0.112	13:42:20.206
5	56.038	+0.100	13:43:16.244
6	55.938		13:44:12.182
7	56.203	+0.265	13:45:08.385
8	56.534	+0.596	13:46:04.919
9	56.484	+0.546	13:47:01.403
10	56.448	+0.510	13:47:57.851

Lap	Lap Tm	Diff	Time of Day
(11) Patrick FORMAN			
1			13:39:32.622
2	56.742	+0.305	13:40:29.364
3	57.315	+0.878	13:41:26.679
4	56.925	+0.488	13:42:23.604
5	56.865	+0.428	13:43:20.469
6	57.527	+1.090	13:44:17.996
7	57.379	+0.942	13:45:15.375
8	57.186	+0.749	13:46:12.561
9	56.850	+0.413	13:47:09.411
10	56.437		13:48:05.848

Lap	Lap Tm	Diff	Time of Day
(75) Harry PULLAR			
1			13:39:33.454
2	58.014	+1.897	13:40:31.468
3	57.052	+0.935	13:41:28.520
4	57.050	+0.933	13:42:25.570
5	56.524	+0.407	13:43:22.094
6	56.627	+0.510	13:44:18.721
7	57.281	+1.164	13:45:16.002
8	56.968	+0.851	13:46:12.970
9	57.031	+0.914	13:47:10.001
10	56.117		13:48:06.118

Lap	Lap Tm	Diff	Time of Day
(122) David SUDDER			
1			13:39:33.840
2	58.699	+1.793	13:40:32.539
3	56.906		13:41:29.445
4	57.076	+0.170	13:42:26.521
5	58.211	+1.305	13:43:24.732
6	57.608	+0.702	13:44:22.340
7	57.587	+0.681	13:45:19.927
8	58.381	+1.475	13:46:18.308
9	57.544	+0.638	13:47:15.852
10	57.010	+0.104	13:48:12.862

Lap	Lap Tm	Diff	Time of Day
(72) Douglas SHEARER			
1			13:39:34.653
2	59.471	+0.698	13:40:34.124
3	59.076	+0.303	13:41:33.200
4	59.090	+0.317	13:42:32.290
5	59.185	+0.412	13:43:31.475
6	59.223	+0.450	13:44:30.698
7	58.953	+0.180	13:45:29.651
8	58.773		13:46:28.424
9	59.323	+0.550	13:47:27.747
10	59.885	+1.112	13:48:27.632

Lap	Lap Tm	Diff	Time of Day
(79) James ROTHERAY			
1			13:39:37.464
2	1:00.336		13:40:37.800
3	1:00.953	+0.617	13:41:38.753
4	1:01.153	+0.817	13:42:39.906
5	1:01.283	+0.947	13:43:41.189
6	1:01.419	+1.083	13:44:42.608
7	1:01.407	+1.071	13:45:44.015
8	1:01.372	+1.036	13:46:45.387
9	1:01.141	+0.805	13:47:46.528
10	1:02.536	+2.200	13:48:49.064

Lap	Lap Tm	Diff	Time of Day
(169) Chris RICHAL			
1			13:39:39.816
2	1:04.449	+1.358	13:40:44.265
3	1:04.535	+1.444	13:41:48.800
4	1:03.475	+0.384	13:42:52.275
5	1:05.343	+2.252	13:43:57.618
6	1:04.799	+1.708	13:45:02.417
7	1:04.408	+1.317	13:46:06.825
8	1:03.465	+0.374	13:47:10.290
9	1:03.091		13:48:13.381

Clerk of the Course -

Orbits 4

Sig. Time

Chief Timekeeper - Ian Sharp (SMART)

www.amb-it.com

www.mylaps.com

Times on www.mylaps.com & www.smart-timing.co.uk

Licensed to: SMART

KMSC Cupar Motorcycles Pre Injection 600

Knockhill 1.271 Miles

Race 5 - 1st Race

28/09/2013 14:20

Race (10 Laps) started at 13:38:31

Competitors	Laps										
	1	2	3	4	5	6	7	8	9	10	
Derek BURNS (67)	1	67	67	67	67	67	67	67	67	67	67
Allan RENNIE (26)	2	26	26	26	26	26	80	80	80	80	80
Lee TEASDALE (80)	3	80	80	80	80	80	26	26	26	26	26
Paul BOWERBANK (27)	4	27	27	27	27	27	27	27	27	27	27
Patrick FORMAN (11)	5	11	11	11	11	11	11	11	11	11	11
Harry PULLAR (75)	6	75	75	75	75	75	75	75	75	75	75
David SUDDER (122)	7	122	122	122	122	122	122	122	122	122	122
Douglas SHEARER (72)	8	72	72	72	72	72	72	72	72	72	72
James ROTHERAY (79)	9	79	79	79	79	79	79	79	79	79	79
Chris RICHAL (169)	10	169	169	169	169	169	169	169	169	169	169

KMSC National Motorcycle Racing

KMSC Cupar Motorcycles Pre Injection 600

Knockhill 1.271 Miles

Race 10 - 2nd Race

28/09/2013 16:00

Race (10 Laps)

POLE POSITION

1

1
67 Derek BURNS
10

2

80 Lee TEASDALE
10

3

26 Allan RENNIE
10

2

4
27 Paul BOWERBANK
10

5

11 Patrick FORMAN
10

6

75 Harry PULLAR
10

3

7
122 David SUDES
10

8

72 Douglas SHEARER
10

9

79 James ROTHERAY
10

4

10
169 Chris RICHAL
9

KMSC Lightweights & KMSC Classics Championships

Knockhill 1.271 Miles

Race 6 - 1st Race - AMENDED RESULT

28/09/2013 14:40

Race (10 Laps) started at 13:53:50

Pos	No.	Name	Make/Model	CC	Class Code	Laps	Total Tm	Diff	Best Tm	Best Spd
1	8	Lewis ROLLO	Aprilla	450	SL	10	9:18.739		55.213	82.891
2	24	Craig SHIRLAW	Kawasaki	ER6	SL	10	9:18.769	0.030	55.160	82.971
3	21	Grant REID	Kawasaki	ZXR4C	SL	10	9:48.023	29.284	57.823	79.150
4	81	Gavin DONALD	Kawasaki	ER6	SL	10	9:49.298	30.559	58.094	78.781
5	15	Keith DICKIE	Suzuki	SV65C	SL	10	9:50.607	31.868	58.130	78.732
6	78	Lee TEASDALE	WK Bikes		SL	10	9:52.136	33.397	57.904	79.039
7	13	Andrew BARTON	Yamaha	FZR4C	SL	10	10:02.342	43.603	59.011	77.556
8	7	Mark BOWRAN	SV Supertwin	650	SL	10	10:03.774	45.035	58.903	77.699
9	70	John ANDRUCCI	Suzuki	GSXR	PCS	10	10:07.277	48.538	59.435	77.003
10	60	Dougie BROWN	Yamaha	FZR4C	SL	10	10:09.057	50.318	59.727	76.627
11	39	Stuart HAMILTON	Kawasaki	ZXR4C	SL	10	10:09.065	50.326	1:00.076	76.182
12	118	Rod WALKER	Kawasaki	ZXR4C	SL	9	9:24.796	1 Lap	1:01.356	74.592
13	25	James PURVIS	Yamaha	FZR4C	SL	9	9:30.855	1 Lap	1:01.972	73.851
14	66	Kevin WATRET	Kawasaki	ER6	SL	9	9:41.995	1 Lap	1:03.416	72.169
15	56	Phil WALTERS	Suzuki	SV66E	SL	9	10:02.143	1 Lap	1:05.959	69.387
16	45	Nick ANSON	Suzuki	SV64C	SL	9	10:08.860	1 Lap	1:05.365	70.017
17	194	Robyn LINDSAY	Kawasaki	ZXR4C	SL	9	10:10.161	1 Lap	1:05.735	69.623

Not classified ()

DNS	33	Graeme BODEL	Suzuki	SV65C	SL			DNS		-
DQ	55	Tom ROBINSON	Yamaha	FZR4C	SL	10	9:48.918	DQ	57.585	79.477

Announcements

New Track Record (55.160) for KMSC Scottish Lightweights by Craig SHIRLAW.
 AMENDED RESULT - Bike No.55 - Excluded for ignoring flag signals.

Margin of Victory	Avg. Speed	Best Lap Tm	Best Spd	Best Lap by
0.030	81.911	55.160	82.971	24 - Craig SHIRLAW

Clerk of the Course -

Orbits 4

Sig. Time
 Chief Timekeeper - Ian Sharp (SMART)

www.amb-it.com
 www.mylaps.com

Times on www.mylaps.com & www.smart-timing.co.uk

Licensed to: SMART

KMSC National Motorcycle Racing


KMSC Lightweights & KMSC Classics Championships

Knockhill 1.271 Miles

Race 6 - 1st Race - AMENDED RESULT

28/09/2013 14:40

Race (10 Laps) started at 13:53:50



Lap	Lap Tm	Diff	Time of Day
6	1:06.794	+1.429	14:00:32.829
7	1:06.917	+1.552	14:01:39.746
8	1:11.001	+5.636	14:02:50.747
9	1:08.462	+3.097	14:03:59.209

(194) Robyn LINDSAY

1			13:55:01.327
2	1:05.735		13:56:07.062
3	1:08.129	+2.394	13:57:15.191
4	1:06.285	+0.550	13:58:21.476
5	1:06.982	+1.247	13:59:28.458
6	1:06.273	+0.538	14:00:34.731
7	1:07.283	+1.548	14:01:42.014
8	1:10.003	+4.268	14:02:52.017
9	1:08.493	+2.758	14:04:00.510

(55) Tom ROBINSON

1			13:54:54.728
2	1:00.306	+2.721	13:55:55.034
3	57.757	+0.172	13:56:52.791
4	58.366	+0.781	13:57:51.157
5	57.682	+0.097	13:58:48.839
6	57.740	+0.155	13:59:46.579
7	57.585		14:00:44.164
8	58.143	+0.558	14:01:42.307
9	58.979	+1.394	14:02:41.286
10	57.981	+0.396	14:03:39.267

Lap Lap Tm Diff Time of Day

Lap Lap Tm Diff Time of Day

Clerk of the Course -

Orbits 4

Sig. Time

Chief Timekeeper - Ian Sharp (SMART)

www.amb-it.com

www.mylaps.com

Times on www.mylaps.com & www.smart-timing.co.uk

Licensed to: SMART

KMSC Lightweights & KMSC Classics Championships

Knockhill 1.271 Miles

Race 6 - 1st Race - AMENDED RESULT

28/09/2013 14:40

Race (10 Laps) started at 13:53:50

Competitors	Laps										
	1	2	3	4	5	6	7	8	9	10	
Lewis ROLLO (8)	1	8	8	8	8	24	8	8	8	8	8
Craig SHIRLAW (24)	2	24	24	24	24	8	24	24	24	24	24
Lee TEASDALE (78)	3	78	78	78	78	78	78	78	21	21	
Gavin DONALD (81)	4	81	81	81	21	21	21	21	81	55	
Grant REID (21)	5	21	21	21	81	81	81	81	78	81	
Keith DICKIE (15)	6	15	15	15	15	15	15	15	55	15	
Mark BOWRAN (7)	7	7	7	7	55	55	55	55	15	78	
Dougie BROWN (60)	8	60	60	55	7	7	7	7	7	13	
Andrew BARTON (13)	9	13	55	13	13	13	13	13	13	7	
Tom ROBINSON (55)	10	55	13	60	60	60	70	70	70	70	
Stuart HAMILTON (39)	11	39	39	39	39	70	39	60	60	60	
John ANDRUCCI (70)	12	70	70	70	70	39	60	39	39	39	
James PURVIS (25)	13	25	25	118	118	118	118	118	118		
Rod WALKER (118)	14	118	118	25	25	25	25	25	25		
Kevin WATRET (66)	15	66	66	66	66	66	66	66	66		
Phil WALTERS (56)	16	56	56	45	45	45	56	56	56		
Robyn LINDSAY (194)	17	194	194	56	56	56	45	45	45		
Nick ANSON (45)	18	45	45	194	194	194	194	194	194		
-	19										

KMSC National Motorcycle Racing

KMSC Lightweights & KMSC Classics Championships

Knockhill 1.271 Miles

Race 11 - 2nd Race

29/09/2013 09:20

Race (10 Laps)

POLE POSITION

1

1 8 Lewis ROLLO 10

2

24 Craig SHIRLAW 10

3

21 Grant REID 10

2

4 81 Gavin DONALD 10

5

15 Keith DICKIE 10

6

78 Lee TEASDALE 10

3

7 13 Andrew BARTON 10

8

7 Mark BOWRAN 10

9

70 John ANDRUCCI 10

4

10 60 Dougie BROWN 10

11

39 Stuart HAMILTON 10

12

118 Rod WALKER 9

5

13 25 James PURVIS 9

14

66 Kevin WATRET 9

15

56 Phil WALTERS 9

6

16 45 Nick ANSON 9

17

194 Robyn LINDSAY 9

18

33 Graeme BODEL

7

19 55 Tom ROBINSON 10

Clerk of the Course -

Orbits 4

Sig. Time

www.amb-it.com

Chief Timekeeper - Ian Sharp (SMART)

www.mylaps.com

Times on www.mylaps.com & www.smart-timing.co.uk

Licensed to: SMART

KMSC Superstock 600 Championship

Knockhill 1.271 Miles

Race 7 - 1st Race

28/09/2013 15:00

Race (10 Laps) started at 14:12:34

Pos	No.	Name	Make/Model	CC	Class Code	Laps	Total Tm	Diff	Best Tm	Best Spd
1	12	William MONIE	Yamaha	R6 600	S6	7	6:14.890		52.971	86.400
2	94	Greg GILFILLAN	Kawasaki	ZX6R 600	S6	7	6:15.488	0.598	53.056	86.261
3	121	Callum PATERSON	Yamaha	R6 600	S6	7	6:18.765	3.875	53.505	85.537
4	49	Paul McCLUNG	Kawasaki	ZX6R 600	S6	7	6:19.171	4.281	52.726	86.801
5	30	Liam SHELLCOCK	Yamaha	R6 600	S6	7	6:19.627	4.737	53.472	85.590
6	71	Chris COOK	Kawasaki	ZX6R 600	S6	7	6:20.445	5.555	53.563	85.445
7	20	Mark HERITAGE	Kawasaki	ZX6R 600	S6	7	6:24.853	9.963	54.251	84.361
8	91	Cathal LAVERTY	Yamaha	R6 600	S6	7	6:27.024	12.134	54.280	84.316
9	3	Angus MEARNES	Yamaha	R6 600	S6	7	6:27.330	12.440	54.181	84.470
10	27	Bruce SMART	Yamaha	R6 600	S6	7	6:28.136	13.246	54.241	84.377
11	39	Stuart McINTYRE	Suzuki	GSXR 600	S6	7	6:28.450	13.560	54.297	84.290
12	97	Sammi TASKER	Suzuki	GSXR 600	S6	7	6:31.481	16.591	54.725	83.631
13	130	Douglas CUNNINGHAM	Yamaha	R6 600	S6	7	6:33.315	18.425	54.867	83.414
14	19	Kristopher DUNCAN	Kawasaki	ZX6R 600	S6	7	6:34.110	19.220	55.099	83.063
15	96	Grant CAMPBELL	Kawasaki	ZX6R 600	S6	7	6:34.800	19.910	54.974	83.252
16	45	Ewan GRAY	Kawasaki	ZX62 600	S6	7	6:35.143	20.253	55.169	82.957
17	67	Robert SMART	Suzuki	GSXR 600	S6	7	6:37.927	23.037	55.476	82.498
18	18	Andy DUNNETT	Yamaha	R6 600	S6	7	6:38.835	23.945	55.144	82.995
19	36	Mark CUMMING	Yamaha	R6 600	S6	7	6:39.601	24.711	55.614	82.294
20	32	Matthew KERR	Yamaha	R6 600	S6	7	6:48.212	33.322	56.733	80.671
21	5	Iain BARRY	Yamaha	R6 600	S6	7	6:48.532	33.642	57.032	80.248
22	37	Steven CURRIE	Kawasaki	VRX 600	S6	7	6:48.740	33.850	56.781	80.602
23	21	David JACKSON	Suzuki	GSXR 600	S6	7	6:51.300	36.410	57.627	79.419
24	64	Gavin JONES	Yamaha	R6 600	S6	7	7:03.208	48.318	58.965	77.617
25	191	Mark STEPHENSON	Yamaha	R6 600	S6	7	7:06.390	51.500	59.515	76.900
26	69	Douglas HOUSTON	Triumph	675	S6	6	6:13.734	1 Lap	1:00.584	75.543
Not classified ()										
DNF	33	Mark FEARN	Kawasaki	ZX6R 600	S6	7	6:31.178	DNF	54.743	83.603
DNS	88	Graham PIRIE	Yamaha	R6 600	S6			DNS		-
DNS	28	Paul BOWERBANK	Kawasaki	ZXX6R 600	S6			DNS		-
DNS	29	Daniel MacCLEAN	Honda	CBR 600RR	S6			DNS		-

Announcements

RED FLAG - After Leader completed 8 Laps - Result declared at 7 Laps.
 Bike No.33 - Not classified - Not running at time of Red Flag.

Margin of Victory	Avg. Speed	Best Lap Tm	Best Spd	Best Lap by
0.598	85.456	52.726	86.801	49 - Paul McCLUNG

Clerk of the Course -

Orbits 4

Sig. Time
 Chief Timekeeper - Ian Sharp (SMART)

www.amb-it.com
 www.mylaps.com

Times on www.mylaps.com & www.smart-timing.co.uk

Licensed to: SMART

KMSC National Motorcycle Racing

KMSC Superstock 600 Championship

Knockhill 1.271 Miles

Race 7 - 1st Race

28/09/2013 15:00

Race (10 Laps) started at 14:12:34

Lap	Lap Tm	Diff	Time of Day
(12) William MONIE			
1			14:13:30.089
2	53.260	+0.289	14:14:23.349
3	52.999	+0.028	14:15:16.348
4	52.971		14:16:09.319
5	53.041	+0.070	14:17:02.360
6	53.322	+0.351	14:17:55.682
7	53.355	+0.384	14:18:49.037
(94) Greg GILFILLAN			
1			14:13:29.845
2	53.343	+0.287	14:14:23.188
3	53.056		14:15:16.244
4	53.346	+0.290	14:16:09.590
5	53.163	+0.107	14:17:02.753
6	53.136	+0.080	14:17:55.889
7	53.746	+0.690	14:18:49.635
(121) Callum PATERSON			
1			14:13:31.012
2	53.779	+0.274	14:14:24.791
3	53.505		14:15:18.296
4	53.530	+0.025	14:16:11.826
5	53.627	+0.122	14:17:05.453
6	53.792	+0.287	14:17:59.245
7	53.667	+0.162	14:18:52.912
(49) Paul McCLUNG			
1			14:13:34.839
2	53.576	+0.850	14:14:28.415
3	52.794	+0.068	14:15:21.209
4	53.037	+0.311	14:16:14.246
5	52.726		14:17:06.972
6	53.466	+0.740	14:18:00.438
7	52.880	+0.154	14:18:53.318
(30) Liam SHELLCOCK			
1			14:13:31.140
2	53.843	+0.371	14:14:24.983
3	53.736	+0.264	14:15:18.719
4	53.472		14:16:12.191
5	54.060	+0.588	14:17:06.251
6	54.046	+0.574	14:18:00.297
7	53.477	+0.005	14:18:53.774
(71) Chris COOK			
1			14:13:31.679
2	54.066	+0.503	14:14:25.745
3	53.752	+0.189	14:15:19.497
4	53.563		14:16:13.060
5	53.776	+0.213	14:17:06.836
6	54.097	+0.534	14:18:00.933
7	53.659	+0.096	14:18:54.592
(20) Mark HERITAGE			
1			14:13:32.442
2	54.662	+0.411	14:14:27.104
3	54.587	+0.336	14:15:21.691
4	54.334	+0.083	14:16:16.025
5	54.251		14:17:10.276

Lap	Lap Tm	Diff	Time of Day
6	54.260	+0.009	14:18:04.536
7	54.464	+0.213	14:18:59.000
(91) Cathal LAVERTY			
1			14:13:33.950
2	54.890	+0.610	14:14:28.840
3	54.551	+0.271	14:15:23.391
4	54.280		14:16:17.671
5	54.312	+0.032	14:17:11.983
6	54.794	+0.514	14:18:06.777
7	54.394	+0.114	14:19:01.171
(3) Angus MEARNS			
1			14:13:34.774
2	54.310	+0.129	14:14:29.084
3	54.774	+0.593	14:15:23.858
4	54.181		14:16:18.039
5	54.334	+0.153	14:17:12.373
6	54.645	+0.464	14:18:07.018
7	54.459	+0.278	14:19:01.477
(27) Bruce SMART			
1			14:13:35.522
2	54.269	+0.028	14:14:29.791
3	54.578	+0.337	14:15:24.369
4	54.241		14:16:18.610
5	54.309	+0.068	14:17:12.919
6	54.808	+0.567	14:18:07.727
7	54.556	+0.315	14:19:02.283
(39) Stuart McINTYRE			
1			14:13:35.260
2	54.297		14:14:29.557
3	54.567	+0.270	14:15:24.124
4	54.346	+0.049	14:16:18.470
5	55.237	+0.940	14:17:13.707
6	54.324	+0.027	14:18:08.031
7	54.566	+0.269	14:19:02.597
(97) Sammi TASKER			
1			14:13:36.127
2	55.056	+0.331	14:14:31.183
3	54.843	+0.118	14:15:26.026
4	54.725		14:16:20.751
5	54.768	+0.043	14:17:15.519
6	55.247	+0.522	14:18:10.766
7	54.862	+0.137	14:19:05.628
(130) Douglas CUNNINGHAM			
1			14:13:36.287
2	55.790	+0.923	14:14:32.077
3	55.064	+0.197	14:15:27.141
4	55.250	+0.383	14:16:22.391
5	55.144	+0.277	14:17:17.535
6	55.060	+0.193	14:18:12.595
7	54.867		14:19:07.462
(19) Kristopher DUNCAN			
1			14:13:36.845
2	55.467	+0.368	14:14:32.312
3	55.117	+0.018	14:15:27.429

Lap	Lap Tm	Diff	Time of Day
4	55.099		14:16:22.528
5	55.436	+0.337	14:17:17.964
6	55.168	+0.069	14:18:13.132
7	55.125	+0.026	14:19:08.257
(96) Grant CAMPBELL			
1			14:13:36.795
2	55.939	+0.965	14:14:32.734
3	55.191	+0.217	14:15:27.925
4	54.974		14:16:22.899
5	55.439	+0.465	14:17:18.338
6	55.533	+0.559	14:18:13.871
7	55.076	+0.102	14:19:08.947
(45) Ewan GRAY			
1			14:13:37.328
2	55.641	+0.472	14:14:32.969
3	55.169		14:15:28.138
4	55.207	+0.038	14:16:23.345
5	55.236	+0.067	14:17:18.581
6	55.326	+0.157	14:18:13.907
7	55.383	+0.214	14:19:09.290
(67) Robert SMART			
1			14:13:37.565
2	55.476		14:14:33.041
3	55.629	+0.153	14:15:28.670
4	55.737	+0.261	14:16:24.407
5	55.517	+0.041	14:17:19.924
6	55.881	+0.405	14:18:15.805
7	56.269	+0.793	14:19:12.074
(18) Andy DUNNETT			
1			14:13:38.982
2	56.640	+1.496	14:14:35.622
3	55.221	+0.077	14:15:30.843
4	55.144		14:16:25.987
5	55.365	+0.221	14:17:21.352
6	56.180	+1.036	14:18:17.532
7	55.450	+0.306	14:19:12.982
(36) Mark CUMMING			
1			14:13:38.135
2	55.776	+0.162	14:14:33.911
3	55.839	+0.225	14:15:29.750
4	55.684	+0.070	14:16:25.434
5	55.614		14:17:21.048
6	56.249	+0.635	14:18:17.297
7	56.451	+0.837	14:19:13.748
(32) Matthew KERR			
1			14:13:40.142
2	57.089	+0.356	14:14:37.231
3	56.807	+0.074	14:15:34.038
4	56.733		14:16:30.771
5	57.523	+0.790	14:17:28.294
6	56.921	+0.188	14:18:25.215
7	57.144	+0.411	14:19:22.359
(5) Iain BARRY			
1			14:13:38.604

Clerk of the Course -

Orbits 4

Sig.

Time

Chief Timekeeper - Ian Sharp (SMART)

www.amb-it.com

www.mylaps.com

Times on www.mylaps.com & www.smart-timing.co.uk

Licensed to: SMART

KMSC National Motorcycle Racing

KMSC Superstock 600 Championship

Knockhill 1.271 Miles

Race 7 - 1st Race

28/09/2013 15:00

Race (10 Laps) started at 14:12:34



Lap	Lap Tm	Diff	Time of Day
2	57.779	+0.747	14:14:36.383
3	57.361	+0.329	14:15:33.744
4	57.153	+0.121	14:16:30.897
5	57.664	+0.632	14:17:28.561
6	57.032		14:18:25.593
7	57.086	+0.054	14:19:22.679

(37) Steven CURRIE

1			14:13:38.988
2	57.453	+0.672	14:14:36.441
3	57.699	+0.918	14:15:34.140
4	57.235	+0.454	14:16:31.375
5	57.303	+0.522	14:17:28.678
6	57.428	+0.647	14:18:26.106
7	56.781		14:19:22.887

(21) David JACKSON

1			14:13:38.388
2	57.817	+0.190	14:14:36.205
3	57.717	+0.090	14:15:33.922
4	57.971	+0.344	14:16:31.893
5	57.903	+0.276	14:17:29.796
6	58.024	+0.397	14:18:27.820
7	57.627		14:19:25.447

(64) Gavin JONES

1			14:13:40.835
2	58.965		14:14:39.800
3	59.564	+0.599	14:15:39.364
4	1:00.140	+1.175	14:16:39.504
5	59.426	+0.461	14:17:38.930
6	58.994	+0.029	14:18:37.924
7	59.431	+0.466	14:19:37.355

(191) Mark STEPHENSON

1			14:13:41.979
2	59.547	+0.032	14:14:41.526
3	1:00.094	+0.579	14:15:41.620
4	1:00.043	+0.528	14:16:41.663
5	59.640	+0.125	14:17:41.303
6	59.515		14:18:40.818
7	59.719	+0.204	14:19:40.537

(69) Douglas HOUSTON

1			14:13:43.478
2	1:01.117	+0.533	14:14:44.595
3	1:00.584		14:15:45.179
4	1:00.847	+0.263	14:16:46.026
5	1:00.717	+0.133	14:17:46.743
6	1:01.138	+0.554	14:18:47.881

(33) Mark FEARN

1			14:13:36.014
2	55.010	+0.267	14:14:31.024
3	54.906	+0.163	14:15:25.930
4	54.743		14:16:20.673
5	55.012	+0.269	14:17:15.685
6	54.870	+0.127	14:18:10.555
7	54.770	+0.027	14:19:05.325

Lap Lap Tm Diff Time of Day

Lap Lap Tm Diff Time of Day

Clerk of the Course -

Orbits 4

Sig. Time

Chief Timekeeper - Ian Sharp (SMART)

www.amb-it.com

www.mylaps.com

Times on www.mylaps.com & www.smart-timing.co.uk

Licensed to: SMART

KMSC Superstock 600 Championship

Knockhill 1.271 Miles

Race 7 - 1st Race

28/09/2013 15:00

Race (10 Laps) started at 14:12:34

Competitors	Laps							
	1	2	3	4	5	6	7	
Greg GILFILLAN (94)	1	94	94	94	12	12	12	12
William MONIE (12)	2	12	12	12	94	94	94	94
Callum PATERSON (121)	3	121	121	121	121	121	121	121
Liam SHELLCOCK (30)	4	30	30	30	30	30	30	49
Chris COOK (71)	5	71	71	71	71	71	49	30
Mark HERITAGE (20)	6	20	20	49	49	49	71	71
Cathal LAVERTY (91)	7	91	49	20	20	20	20	20
Angus MEARNES (3)	8	3	91	91	91	91	91	91
Paul McCLUNG (49)	9	49	3	3	3	3	3	3
Stuart McINTYRE (39)	10	39	39	39	39	27	27	27
Bruce SMART (27)	11	27	27	27	27	39	39	39
Mark FEARN (33)	12	33	33	33	33	97	33	33
Sammi TASKER (97)	13	97	97	97	97	33	97	97
Douglas CUNNINGHAM (130)	14	130	130	130	130	130	130	130
Grant CAMPBELL (96)	15	96	19	19	19	19	19	19
Kristopher DUNCAN (19)	16	19	96	96	96	96	96	96
Ewan GRAY (45)	17	45	45	45	45	45	45	45
Robert SMART (67)	18	67	67	67	67	67	67	67
Mark CUMMING (36)	19	36	36	36	36	36	36	18
David JACKSON (21)	20	21	18	18	18	18	18	36
Iain BARRY (5)	21	5	21	5	32	32	32	32
Andy DUNNETT (18)	22	18	5	21	5	5	5	5
Steven CURRIE (37)	23	37	37	32	37	37	37	37
Matthew KERR (32)	24	32	32	37	21	21	21	21
Gavin JONES (64)	25	64	64	64	64	64	64	64
Mark STEPHENSON (191)	26	191	191	191	191	191	191	191
Douglas HOUSTON (69)	27	69	69	69	69	69	69	
-	28							
-	29							
-	30							

KMSC National Motorcycle Racing

KMSC Superstock 600 Championship

Knockhill 1.271 Miles

Race 12 - 2nd Race

29/09/2013 09:40

Race (10 Laps)

POLE POSITION

1	1 12 William MONIE 7	2 94 Greg GILFILLAN 7	3 121 Callum PATERSON 7
2	4 49 Paul McCLUNG 7	5 30 Liam SHELLCOCK 7	6 71 Chris COOK 7
3	7 20 Mark HERITAGE 7	8 91 Cathal LAVERTY 7	9 3 Angus MEARNS 7
4	10 27 Bruce SMART 7	11 39 Stuart McINTYRE 7	12 97 Sammi TASKER 7
5	13 130 Douglas CUNNINGHAM 7	14 19 Kristopher DUNCAN 7	15 96 Grant CAMPBELL 7
6	16 45 Ewan GRAY 7	17 67 Robert SMART 7	18 18 Andy DUNNETT 7
7	19 36 Mark CUMMING 7	20 32 Matthew KERR 7	21 5 Iain BARRY 7
8	22 37 Steven CURRIE 7	23 21 David JACKSON 7	24 64 Gavin JONES 7
9	25 191 Mark STEPHENSON 7	26 69 Douglas HOUSTON 6	27 33 Mark FEARN 7
10	28 88 Graham PIRIE	29 28 Paul BOWERBANK	30 29 Daniel MacCLEAN

Clerk of the Course -

Orbits 4

Sig. Time
Chief Timekeeper - Ian Sharp (SMART)
Times on www.mylaps.com & www.smart-timing.co.uk

www.amb-it.com
www.mylaps.com
Licensed to: SMART

KMSC National Motorcycle Racing

KMSC Superstock 600 Championship

Knockhill 1.271 Miles

Race 12 - 2nd Race

29/09/2013 09:40

Race (10 Laps)



11

31

77 Stuart JACKSON

Sig. Time

Chief Timekeeper - Ian Sharp (SMART)

Times on www.mylaps.com & www.smart-timing.co.uk

www.amb-it.com

www.mylaps.com

Licensed to: SMART

KMSC Skinner Motorcycles 125 Championships

Knockhill 1.271 Miles

Race 8 - 2nd Race

28/09/2013 15:20

Race (10 Laps) started at 14:29:30

Pos	No.	Name	Make/Model	CC	Class Code	Laps	Total Tm	Diff	Best Tm	Best Spd
1	69	Rory SKINNER	Honda	GP 80	F125	10	10:36.849		1:03.124	72.503
2	7	Ti McKINTOSH	Kawasaki	300	F125	10	11:00.140	23.291	1:04.604	70.842
3	6	Liam SHIPPERLEE	Aprillia	RS 12	F125	10	11:20.406	43.557	1:05.950	69.396
4	11	Lewis PATERSON	Aprillia	RS 12	F125	10	11:45.488	1:08.639	1:09.557	65.798
Not classified ()										
DNF	79	Ashley ROBSON	Aprillia	RS 12	F125	9	9:54.326	DNF	1:05.154	70.244
DNF	12	Jordan GILL	Aprillia	RS 12	F125	9	10:13.566	DNF	1:06.818	68.495
DNF	80	Bethany POLANSKI	Aprillia	RS 12	F125	6	7:06.777	DNF	1:07.551	67.751

Margin of Victory	Avg. Speed	Best Lap Tm	Best Spd	Best Lap by
23.291	71.864	1:03.124	72.503	69 - Rory SKINNER

Clerk of the Course -

Orbits 4

Sig. Time

www.amb-it.com

Chief Timekeeper - Ian Sharp (SMART)

www.mylaps.com

Times on www.mylaps.com & www.smart-timing.co.uk

Licensed to: SMART

KMSC National Motorcycle Racing

KMSC Skinner Motorcycles 125 Championships

Knockhill 1.271 Miles

Race 8 - 2nd Race

28/09/2013 15:20

Race (10 Laps) started at 14:29:30

Lap	Lap Tm	Diff	Time of Day
(69) Rory SKINNER			
1			14:30:36.601
2	1:03.534	+0.410	14:31:40.135
3	1:03.728	+0.604	14:32:43.863
4	1:03.325	+0.201	14:33:47.188
5	1:03.299	+0.175	14:34:50.487
6	1:03.379	+0.255	14:35:53.866
7	1:03.269	+0.145	14:36:57.135
8	1:03.124		14:38:00.259
9	1:03.177	+0.053	14:39:03.436
10	1:03.654	+0.530	14:40:07.090

(7) Ti McKINTOSH			
1			14:30:40.061
2	1:05.843	+1.239	14:31:45.904
3	1:06.048	+1.444	14:32:51.952
4	1:05.746	+1.142	14:33:57.698
5	1:05.573	+0.969	14:35:03.271
6	1:05.591	+0.987	14:36:08.862
7	1:06.245	+1.641	14:37:15.107
8	1:05.464	+0.860	14:38:20.571
9	1:04.604		14:39:25.175
10	1:05.206	+0.602	14:40:30.381

(6) Liam SHIPPERLEE			
1			14:30:42.259
2	1:09.832	+3.882	14:31:52.091
3	1:07.505	+1.555	14:32:59.596
4	1:08.609	+2.659	14:34:08.205
5	1:07.473	+1.523	14:35:15.678
6	1:08.011	+2.061	14:36:23.689
7	1:07.715	+1.765	14:37:31.404
8	1:07.145	+1.195	14:38:38.549
9	1:05.950		14:39:44.499
10	1:06.148	+0.198	14:40:50.647

(11) Lewis PATERSON			
1			14:30:44.479
2	1:09.557		14:31:54.036
3	1:09.628	+0.071	14:33:03.664
4	1:10.080	+0.523	14:34:13.744
5	1:09.958	+0.401	14:35:23.702
6	1:10.321	+0.764	14:36:34.023
7	1:10.396	+0.839	14:37:44.419
8	1:10.560	+1.003	14:38:54.979
9	1:10.153	+0.596	14:40:05.132
10	1:10.597	+1.040	14:41:15.729

(79) Ashley ROBSON			
1			14:30:41.198
2	1:05.309	+0.155	14:31:46.507
3	1:05.353	+0.199	14:32:51.860
4	1:05.356	+0.202	14:33:57.216
5	1:05.449	+0.295	14:35:02.665
6	1:05.942	+0.788	14:36:08.607
7	1:05.613	+0.459	14:37:14.220
8	1:05.193	+0.039	14:38:19.413
9	1:05.154		14:39:24.567

(12) Jordan GILL			
-------------------------	--	--	--

Lap	Lap Tm	Diff	Time of Day
1			14:30:42.883
2	1:09.271	+2.453	14:31:52.154
3	1:07.757	+0.939	14:32:59.911
4	1:07.366	+0.548	14:34:07.277
5	1:08.155	+1.337	14:35:15.432
6	1:07.405	+0.587	14:36:22.837
7	1:07.146	+0.328	14:37:29.983
8	1:07.006	+0.188	14:38:36.989
9	1:06.818		14:39:43.807

(80) Bethany POLANSKI			
1			14:30:42.908
2	1:07.585	+0.034	14:31:50.493
3	1:07.870	+0.319	14:32:58.363
4	1:08.319	+0.768	14:34:06.682
5	1:07.551		14:35:14.233
6	1:22.785	+15.234	14:36:37.018

Lap	Lap Tm	Diff	Time of Day
-----	--------	------	-------------

Clerk of the Course -

Sig. Time
 Chief Timekeeper - Ian Sharp (SMART)
 Times on www.mylaps.com & www.smart-timing.co.uk

Orbits 4

www.amb-it.com
www.mylaps.com
 Licensed to: SMART

KMSC Skinner Motorcycles 125 Championships

Knockhill 1.271 Miles

Race 8 - 2nd Race

28/09/2013 15:20

Race (10 Laps) started at 14:29:30

Competitors	Laps									
	1	2	3	4	5	6	7	8	9	10
Rory SKINNER (69)	1	69	69	69	69	69	69	69	69	69
Ti McKINTOSH (7)	2	7	7	79	79	79	79	79	79	7
Ashley ROBSON (79)	3	79	79	7	7	7	7	7	7	6
Liam SHIPPERLEE (6)	4	6	80	80	80	80	12	12	12	11
Jordan GILL (12)	5	12	6	6	12	12	6	6	6	6
Bethany POLANSKI (80)	6	80	12	12	6	6	11	11	11	11
Lewis PATERSON (11)	7	11	11	11	11	11	80			

KMSC National Motorcycle Racing

KMSC Skinner Motorcycles 125 Championships

Knockhill 1.271 Miles

Race 12A - 3rd Race

29/09/2013 10:00

Race (10 Laps)

POLE POSITION

1

1
69 RORY SKINNER
10

2

7 TI MCKINTOSH
10

3

6 LIAM SHIPPERLEE
10

2

4
11 LEWIS PATERSON
10

5

79 ASHLEY ROBSON
9

6

12 JORDAN GILL
9

3

7
80 BETHANY POLANSKI
6

8

99 CALLUM GRIGOR

9

41 KIERAN MURRAY

KMSC Superbikes / Clubman Championships

Knockhill 1.271 Miles

Race 9 - 1st Race

28/09/2013 15:40

Race (10 Laps) started at 14:46:51

Pos	No.	Name	Make/Model	CC	Class Code	Laps	Total Tm	Diff	Best Tm	Best Spd
1	31	Torquii PATERSON	Suzuki	GSXR1000	SB	10	8:41.842		51.635	88.635
2	78	Mike KEITH	Kawasaki	ZX10R	SB	10	8:42.721	0.879	51.559	88.766
3	55	Donald MacFADYEN	BMW	S1000RR	SB	10	8:43.157	1.315	51.272	89.263
4	179	Andrew TASKER	Kawasaki	ZXR1000	SB	10	8:44.172	2.330	51.699	88.526
5	36	Roy HOUSTON	Kawasaki	ZX10R	SB	10	8:51.096	9.254	52.355	87.416
6	17	Martin JOWETT	Kawasaki	1000	SB	10	8:53.127	11.285	52.431	87.290
7	84	Darren ROSS	Kawasaki	ZX10R	C	10	8:58.419	16.577	52.822	86.643
8	61	Norman BRUNTON	Yamaha	R1 1000	SB	10	9:00.306	18.464	53.125	86.149
9	165	Alan BAILEY	Suzuk	GSXR 1000K7	SB	10	9:01.698	19.856	53.071	86.237
10	47	Alan BRYCE	Suzuki	GSXR 1000	C	10	9:04.856	23.014	53.041	86.286
11	69	Bryan CAMPBELL	Kawasaki	ZX10	SB	10	9:06.317	24.475	53.373	85.749
12	22	Sean COOPER	Kawasaki	ZX10R	SB	10	9:08.506	26.664	53.576	85.424
13	24	Andrew LAMOND	BMW	S1000RR	C	10	9:19.203	37.361	54.419	84.101
14	66	Derek BUTCHER	Ducati	1198	C	10	9:21.645	39.803	54.565	83.876
15	6	Alan DAVISON	Ducati	1198	C	10	9:22.464	40.622	54.178	84.475
16	14	Paul QUINN	Yamaha	R1 1000	C	10	9:22.580	40.738	54.648	83.748
17	77	Graham DUNCAN	BMW	S1000RR	C	10	9:23.025	41.183	54.686	83.690
18	117	Jimmy SHANKS	KTM	RC8	C	10	9:26.531	44.689	55.517	82.437
19	63	Kenny PATERSON	Ducati	1198	C	10	9:26.819	44.977	55.376	82.647
20	111	Gavin DONALD	BMW	s1000rr	C	10	9:27.155	45.313	54.794	83.525
21	72	Victor CORRIERI	Ducati	1198	C	10	9:34.482	52.640	56.236	81.383
22	65	Craig COX	Yamaha	R1 1000	C	9	8:43.872	1 Lap	56.286	81.311
23	23	Maurice RAE	Ducati	1198	C	9	8:49.936	1 Lap	57.656	79.379
24	33	Graeme BODEL	Ducati	1098	C	9	9:08.872	1 Lap	59.333	77.135
25	64	Brian MacKIE	Ducati	1100	C	9	9:09.532	1 Lap	59.357	77.104
26	71	Leigh BROOKS	Yamaha	R1	SB	9	9:18.097	1 Lap	1:00.546	75.590
Not classified ()										
DNF	124	Craig SHIRLAW	Kawasaki	ZX10R	SB	5	4:35.911	DNF	53.608	85.373
DNF	11	Richard HUGHES	Suzuki	GSXR1000	C	2	1:56.448	DNF	55.543	82.399
DNS	89	Andrew HUNTER	Suzuki	GSXR 1000	C			DNS		-

Margin of Victory	Avg. Speed	Best Lap Tm	Best Spd	Best Lap by
0.879	87.702	51.272	89.263	55 - Donald MacFADYEN

Clerk of the Course -

Orbits 4

Sig. Time
 Chief Timekeeper - Ian Sharp (SMART)

www.amb-it.com
 www.mylaps.com

Times on www.mylaps.com & www.smart-timing.co.uk

Licensed to: SMART

KMSC National Motorcycle Racing


KMSC Superbikes / Clubman Championships

Knockhill 1.271 Miles

Race 9 - 1st Race

28/09/2013 15:40

Race (10 Laps) started at 14:46:51



Lap	Lap Tm	Diff	Time of Day
(31) Torquil PATERSON			
1			14:47:46.538
2	51.863	+0.228	14:48:38.401
3	51.691	+0.056	14:49:30.092
4	51.900	+0.265	14:50:21.992
5	51.856	+0.221	14:51:13.848
6	51.641	+0.006	14:52:05.489
7	51.850	+0.215	14:52:57.339
8	51.901	+0.266	14:53:49.240
9	51.635		14:54:40.875
10	52.273	+0.638	14:55:33.148

Lap	Lap Tm	Diff	Time of Day
(78) Mike KEITH			
1			14:47:46.742
2	52.027	+0.468	14:48:38.769
3	51.864	+0.305	14:49:30.633
4	51.853	+0.294	14:50:22.486
5	51.841	+0.282	14:51:14.327
6	51.705	+0.146	14:52:06.032
7	52.352	+0.793	14:52:58.384
8	51.960	+0.401	14:53:50.344
9	51.559		14:54:41.903
10	52.124	+0.565	14:55:34.027

Lap	Lap Tm	Diff	Time of Day
(55) Donald MacFADYEN			
1			14:47:47.363
2	52.116	+0.844	14:48:39.479
3	51.658	+0.386	14:49:31.137
4	51.898	+0.626	14:50:23.035
5	51.785	+0.513	14:51:14.820
6	51.703	+0.431	14:52:06.523
7	52.985	+1.713	14:52:59.508
8	51.272		14:53:50.780
9	51.575	+0.303	14:54:42.355
10	52.108	+0.836	14:55:34.463

Lap	Lap Tm	Diff	Time of Day
(179) Andrew TASKER			
1			14:47:47.634
2	52.061	+0.362	14:48:39.695
3	51.699		14:49:31.394
4	51.966	+0.267	14:50:23.360
5	51.816	+0.117	14:51:15.176
6	51.773	+0.074	14:52:06.949
7	52.802	+1.103	14:52:59.751
8	51.784	+0.085	14:53:51.535
9	51.989	+0.290	14:54:43.524
10	51.954	+0.255	14:55:35.478

Lap	Lap Tm	Diff	Time of Day
(36) Roy HOUSTON			
1			14:47:47.756
2	52.583	+0.228	14:48:40.339
3	52.478	+0.123	14:49:32.817
4	52.529	+0.174	14:50:25.346
5	52.355		14:51:17.701
6	52.856	+0.501	14:52:10.557
7	53.095	+0.740	14:53:03.652
8	53.162	+0.807	14:53:56.814
9	52.626	+0.271	14:54:49.440
10	52.962	+0.607	14:55:42.402

Lap	Lap Tm	Diff	Time of Day
(17) Martin JOWETT			
1			14:47:49.370
2	53.543	+1.112	14:48:42.913
3	52.431		14:49:35.344
4	53.057	+0.626	14:50:28.401
5	52.621	+0.190	14:51:21.022
6	52.669	+0.238	14:52:13.691
7	52.454	+0.023	14:53:06.145
8	52.809	+0.378	14:53:58.954
9	52.635	+0.204	14:54:51.589
10	52.844	+0.413	14:55:44.433

Lap	Lap Tm	Diff	Time of Day
(84) Darren ROSS			
1			14:47:48.891
2	53.498	+0.676	14:48:42.389
3	52.872	+0.050	14:49:35.261
4	53.276	+0.454	14:50:28.537
5	53.266	+0.444	14:51:21.803
6	52.822		14:52:14.625
7	53.669	+0.847	14:53:08.294
8	53.227	+0.405	14:54:01.521
9	54.708	+1.886	14:54:56.229
10	53.496	+0.674	14:55:49.725

Lap	Lap Tm	Diff	Time of Day
(61) Norman BRUNTON			
1			14:47:50.694
2	53.298	+0.173	14:48:43.992
3	53.125		14:49:37.117
4	53.726	+0.601	14:50:30.843
5	53.279	+0.154	14:51:24.122
6	53.300	+0.175	14:52:17.422
7	53.231	+0.106	14:53:10.653
8	53.610	+0.485	14:54:04.263
9	53.851	+0.726	14:54:58.114
10	53.498	+0.373	14:55:51.612

Lap	Lap Tm	Diff	Time of Day
(165) Alan BAILEY			
1			14:47:50.176
2	53.199	+0.128	14:48:43.375
3	53.355	+0.284	14:49:36.730
4	53.071		14:50:29.801
5	53.393	+0.322	14:51:23.194
6	53.468	+0.397	14:52:16.662
7	53.374	+0.303	14:53:10.036
8	54.052	+0.981	14:54:04.088
9	55.006	+1.935	14:54:59.094
10	53.910	+0.839	14:55:53.004

Lap	Lap Tm	Diff	Time of Day
(47) Alan BRYCE			
1			14:47:51.476
2	54.009	+0.968	14:48:45.485
3	53.629	+0.588	14:49:39.114
4	53.439	+0.398	14:50:32.553
5	53.325	+0.284	14:51:25.878
6	53.041		14:52:18.919
7	53.820	+0.779	14:53:12.739
8	54.016	+0.975	14:54:06.755
9	54.401	+1.360	14:55:01.156
10	55.006	+1.965	14:55:56.162

Lap	Lap Tm	Diff	Time of Day
(69) Bryan CAMPBELL			

Lap	Lap Tm	Diff	Time of Day
1			14:47:51.675
2	54.403	+1.030	14:48:46.078
3	54.310	+0.937	14:49:40.388
4	54.233	+0.860	14:50:34.621
5	53.680	+0.307	14:51:28.301
6	54.013	+0.640	14:52:22.314
7	53.663	+0.290	14:53:15.977
8	53.373		14:54:09.350
9	53.867	+0.494	14:55:03.217
10	54.406	+1.033	14:55:57.623

Lap	Lap Tm	Diff	Time of Day
(22) Sean COOPER			
1			14:47:51.087
2	54.874	+1.298	14:48:45.961
3	54.367	+0.791	14:49:40.328
4	54.226	+0.650	14:50:34.554
5	53.576		14:51:28.130
6	53.977	+0.401	14:52:22.107
7	54.150	+0.574	14:53:16.257
8	53.609	+0.033	14:54:09.866
9	54.258	+0.682	14:55:04.124
10	55.688	+2.112	14:55:59.812

Lap	Lap Tm	Diff	Time of Day
(24) Andrew LAMOND			
1			14:47:54.392
2	55.502	+1.083	14:48:49.894
3	56.625	+2.206	14:49:46.519
4	55.556	+1.137	14:50:42.075
5	54.847	+0.428	14:51:36.922
6	54.716	+0.297	14:52:31.638
7	54.419		14:53:26.057
8	54.426	+0.007	14:54:20.483
9	55.069	+0.650	14:55:15.552
10	54.957	+0.538	14:56:10.509

Lap	Lap Tm	Diff	Time of Day
(66) Derek BUTCHER			
1			14:47:52.966
2	55.377	+0.812	14:48:48.343
3	57.563	+2.998	14:49:45.906
4	55.733	+1.168	14:50:41.639
5	54.873	+0.308	14:51:36.512
6	56.268	+1.703	14:52:32.780
7	55.044	+0.479	14:53:27.824
8	54.565		14:54:22.389
9	55.268	+0.703	14:55:17.657
10	55.294	+0.729	14:56:12.951

Lap	Lap Tm	Diff	Time of Day
(6) Alan DAVISON			
1			14:47:55.086
2	56.544	+2.366	14:48:51.630
3	56.992	+2.814	14:49:48.622
4	56.312	+2.134	14:50:44.934
5	55.261	+1.083	14:51:40.195
6	55.156	+0.978	14:52:35.351
7	54.946	+0.768	14:53:30.297
8	54.747	+0.569	14:54:25.044
9	54.548	+0.370	14:55:19.592
10	54.178		14:56:13.770

Lap	Lap Tm	Diff	Time of Day
(14) Paul QUINN			
1			14:47:54.643

Clerk of the Course -

Orbits 4

Sig. Time
Chief Timekeeper - Ian Sharp (SMART)

www.amb-it.com

www.mylaps.com

Times on www.mylaps.com & www.smart-timing.co.uk

Licensed to: SMART

KMSC National Motorcycle Racing

KMSC Superbikes / Clubman Championships

Knockhill 1.271 Miles

Race 9 - 1st Race

28/09/2013 15:40

Race (10 Laps) started at 14:46:51

Lap	Lap Tm	Diff	Time of Day
2	56.308	+1.660	14:48:50.951
3	56.969	+2.321	14:49:47.920
4	55.921	+1.273	14:50:43.841
5	55.581	+0.933	14:51:39.422
6	55.195	+0.547	14:52:34.617
7	55.053	+0.405	14:53:29.670
8	54.764	+0.116	14:54:24.434
9	54.804	+0.156	14:55:19.238
10	54.648		14:56:13.886

(77) Graham DUNCAN

1			14:47:53.169
2	56.286	+1.600	14:48:49.455
3	58.357	+3.671	14:49:47.812
4	56.371	+1.685	14:50:44.183
5	55.618	+0.932	14:51:39.801
6	55.350	+0.664	14:52:35.151
7	54.999	+0.313	14:53:30.150
8	54.704	+0.018	14:54:24.854
9	54.686		14:55:19.540
10	54.791	+0.105	14:56:14.331

(117) Jimmy SHANKS

1			14:47:53.306
2	56.668	+1.151	14:48:49.974
3	57.200	+1.683	14:49:47.174
4	56.001	+0.484	14:50:43.175
5	56.242	+0.725	14:51:39.417
6	55.823	+0.306	14:52:35.240
7	55.517		14:53:30.757
8	55.581	+0.064	14:54:26.338
9	55.832	+0.315	14:55:22.170
10	55.667	+0.150	14:56:17.837

(63) Kenny PATERSON

1			14:47:54.942
2	55.976	+0.600	14:48:50.918
3	57.282	+1.906	14:49:48.200
4	56.444	+1.068	14:50:44.644
5	55.496	+0.120	14:51:40.140
6	55.720	+0.344	14:52:35.860
7	55.376		14:53:31.236
8	55.499	+0.123	14:54:26.735
9	55.511	+0.135	14:55:22.246
10	55.879	+0.503	14:56:18.125

(111) Gavin DONALD

1			14:47:57.714
2	56.108	+1.314	14:48:53.822
3	56.588	+1.794	14:49:50.410
4	55.543	+0.749	14:50:45.953
5	56.430	+1.636	14:51:42.383
6	55.884	+1.090	14:52:38.267
7	55.241	+0.447	14:53:33.508
8	55.066	+0.272	14:54:28.574
9	55.093	+0.299	14:55:23.667
10	54.794		14:56:18.461

(72) Victor CORRIERI

1			14:47:53.813
2	56.775	+0.539	14:48:50.588

Lap	Lap Tm	Diff	Time of Day
3	57.758	+1.522	14:49:48.346
4	57.421	+1.185	14:50:45.767
5	56.265	+0.029	14:51:42.032
6	57.096	+0.860	14:52:39.128
7	57.011	+0.775	14:53:36.139
8	56.847	+0.611	14:54:32.986
9	56.236		14:55:29.222
10	56.566	+0.330	14:56:25.788

(65) Craig COX

1			14:47:56.651
2	57.622	+1.336	14:48:54.273
3	58.074	+1.788	14:49:52.347
4	57.758	+1.472	14:50:50.105
5	56.851	+0.565	14:51:46.956
6	57.259	+0.973	14:52:44.215
7	57.147	+0.861	14:53:41.362
8	56.286		14:54:37.648
9	57.530	+1.244	14:55:35.178

(23) Maurice RAE

1			14:47:57.697
2	58.183	+0.527	14:48:55.880
3	58.258	+0.602	14:49:54.138
4	57.697	+0.041	14:50:51.835
5	57.656		14:51:49.491
6	57.735	+0.079	14:52:47.226
7	57.724	+0.068	14:53:44.950
8	58.615	+0.959	14:54:43.565
9	57.677	+0.021	14:55:41.242

(33) Graeme BODEL

1			14:47:58.416
2	1:00.188	+0.855	14:48:58.604
3	1:00.761	+1.428	14:49:59.365
4	1:00.259	+0.926	14:50:59.624
5	1:00.688	+1.355	14:52:00.312
6	1:00.492	+1.159	14:53:00.804
7	59.333		14:54:00.137
8	1:00.007	+0.674	14:55:00.144
9	1:00.034	+0.701	14:56:00.178

(64) Brian MackIE

1			14:47:59.038
2	59.357		14:48:58.395
3	1:00.234	+0.877	14:49:58.629
4	1:00.911	+1.554	14:50:59.540
5	1:00.649	+1.292	14:52:00.189
6	1:00.023	+0.666	14:53:00.212
7	59.800	+0.443	14:54:00.012
8	59.916	+0.559	14:54:59.928
9	1:00.910	+1.553	14:56:00.838

(71) Leigh BROOKS

1			14:47:59.115
2	1:01.128	+0.582	14:49:00.243
3	1:01.610	+1.064	14:50:01.853
4	1:01.630	+1.084	14:51:03.483
5	1:00.546		14:52:04.029
6	1:01.883	+1.337	14:53:05.912
7	1:01.470	+0.924	14:54:07.382

Lap	Lap Tm	Diff	Time of Day
8	1:01.347	+0.801	14:55:08.729
9	1:00.674	+0.128	14:56:09.403

(124) Craig SHIRLAW

1			14:47:49.093
2	54.026	+0.418	14:48:43.119
3	53.773	+0.165	14:49:36.892
4	53.608		14:50:30.500
5	56.717	+3.109	14:51:27.217

(11) Richard HUGHES

1			14:47:52.211
2	55.543		14:48:47.754

Clerk of the Course -

Sig. Time
 Chief Timekeeper - Ian Sharp (SMART)
 Times on www.mylaps.com & www.smart-timing.co.uk

Orbits 4

www.amb-it.com
 www.mylaps.com
 Licensed to: SMART

KMSC Superbikes / Clubman Championships

Knockhill 1.271 Miles

Race 9 - 1st Race

28/09/2013 15:40

Race (10 Laps) started at 14:46:51

Competitors	Laps									
	1	2	3	4	5	6	7	8	9	10
Torquil PATERSON (31)	1	31	31	31	31	31	31	31	31	31
Mike KEITH (78)	2	78	78	78	78	78	78	78	78	78
Donald MacFADYEN (55)	3	55	55	55	55	55	55	55	55	55
Andrew TASKER (179)	4	179	179	179	179	179	179	179	179	179
Roy HOUSTON (36)	5	36	36	36	36	36	36	36	36	36
Darren ROSS (84)	6	84	84	84	17	17	17	17	17	17
Craig SHIRLAW (124)	7	124	17	17	84	84	84	84	84	84
Martin JOWETT (17)	8	17	124	165	165	165	165	165	61	61
Alan BAILEY (165)	9	165	165	124	124	61	61	61	61	165
Norman BRUNTON (61)	10	61	61	61	61	47	47	47	47	47
Sean COOPER (22)	11	22	47	47	47	124	22	69	69	69
Alan BRYCE (47)	12	47	22	22	22	69	22	22	22	22
Bryan CAMPBELL (69)	13	69	69	69	69	24	24	24	24	24
Richard HUGHES (11)	14	11	11	66	66	66	66	66	66	66
Derek BUTCHER (66)	15	66	66	24	24	24	14	14	14	6
Graham DUNCAN (77)	16	77	77	117	117	117	77	77	77	14
Jimmy SHANKS (117)	17	117	24	77	14	14	117	6	6	6
Victor CORRIERI (72)	18	72	117	14	77	77	6	117	117	117
Andrew LAMOND (24)	19	24	72	63	63	63	63	63	63	63
Paul QUINN (14)	20	14	63	72	6	6	111	111	111	111
Kenny PATERSON (63)	21	63	14	6	72	72	72	72	72	72
Alan DAVISON (6)	22	6	6	111	111	111	65	65	65	65
Craig COX (65)	23	65	111	65	65	65	23	23	23	23
Maurice RAE (23)	24	23	65	23	23	23	64	64	64	33
Gavin DONALD (111)	25	111	23	64	64	64	33	33	33	64
Graeme BODEL (33)	26	33	64	33	33	33	71	71	71	71
Brian MacKIE (64)	27	64	33	71	71	71				
Leigh BROOKS (71)	28	71	71							
-	29									

KMSC National Motorcycle Racing

KMSC Superbikes / Clubman Championships

Knockhill 1.271 Miles

Race 14 - 2nd Race

29/09/2013 10:20

Race (10 Laps)

POLE POSITION

1	1 31 Torquil PATERSON 10	2 78 Mike KEITH 10	3 55 Donald MacFADYEN 10
2	4 179 Andrew TASKER 10	5 36 Roy HOUSTON 10	6 17 Martin JOWETT 10
3	7 84 Darren ROSS 10	8 61 Norman BRUNTON 10	9 165 Alan BAILEY 10
4	10 47 Alan BRYCE 10	11 69 Bryan CAMPBELL 10	12 22 Sean COOPER 10
5	13 24 Andrew LAMOND 10	14 66 Derek BUTCHER 10	15 6 Alan DAVISON 10
6	16 14 Paul QUINN 10	17 77 Graham DUNCAN 10	18 117 Jimmy SHANKS 10
7	19 63 Kenny PATERSON 10	20 111 Gavin DONALD 10	21 72 Victor CORRIERI 10
8	22 65 Craig COX 9	23 23 Maurice RAE 9	24 33 Graeme BODEL 9
9	25 64 Brian MackIE 9	26 71 Leigh BROOKS 9	27 124 Craig SHIRLAW 5
10	28 11 Richard HUGHES 2	29 89 Andrew HUNTER	

Clerk of the Course -

Orbits 4

Sig.

Time

www.amb-it.com

Chief Timekeeper - Ian Sharp (SMART)

www.mylaps.com

Times on www.mylaps.com & www.smart-timing.co.uk

Licensed to: SMART

KMSC Cupar Motorcycles Pre Injection 600

Knockhill 1.271 Miles

Race 10 - 2nd Race

28/09/2013 16:00

Race (10 Laps) started at 15:02:56

Pos	No.	Name	Make/Model	CC	Class Code	Laps	Total Tm	Diff	Best Tm	Best Spd
1	80	Lee TEASDALE	Yamaha	R6 60	PI6	10	9:15.356		54.758	83.580
2	27	Paul BOWERBANK	Yamaha	R6 60	PI6	10	9:25.996	10.640	55.416	82.588
3	26	Allan RENNIE	Honda	CBR 6	PI6	10	9:26.831	11.475	55.834	81.969
4	11	Patrick FORMAN	Yamaha	R6 60	PI6	10	9:32.894	17.538	56.362	81.202
5	75	Harry PULLAR	Yamaha	R6 60	PI6	10	9:47.490	32.134	56.306	81.282
6	122	David SUDDER	Yamaha	P6 60i	PI6	10	9:47.741	32.385	57.341	79.815
7	67	Derek BURNS	Yamaha	R6 60	PI6	10	9:55.308	39.952	54.794	83.525
8	72	Douglas SHEARER	Kawasaki	ZX6R	PI6	10	9:58.207	42.851	58.340	78.448
9	169	Chris RICHAL	Yamaha	R6 60	PI6	9	9:47.431	1 Lap	1:03.508	72.065

Not classified ()

DNF	79	James ROTHERAY	Yamaha	R6 60	PI6	1	1:18.942	DNF		-
-----	----	----------------	--------	-------	-----	---	----------	-----	--	---

Margin of Victory	Avg. Speed	Best Lap Tm	Best Spd	Best Lap by
10.640	82.410	54.758	83.580	80 - Lee TEASDALE

Clerk of the Course -

Orbits 4

Sig. Time

www.amb-it.com

Chief Timekeeper - Ian Sharp (SMART)

www.mylaps.com

Times on www.mylaps.com & www.smart-timing.co.uk

Licensed to: SMART

KMSC National Motorcycle Racing

KMSC Cupar Motorcycles Pre Injection 600

Knockhill 1.271 Miles

Race 10 - 2nd Race

28/09/2013 16:00

Race (10 Laps) started at 15:02:56

Lap	Lap Tm	Diff	Time of Day
(80) Lee TEASDALE			
1			15:03:54.186
2	54.758		15:04:48.944
3	55.288	+0.530	15:05:44.232
4	55.456	+0.698	15:06:39.688
5	55.719	+0.961	15:07:35.407
6	55.531	+0.773	15:08:30.938
7	55.309	+0.551	15:09:26.247
8	55.175	+0.417	15:10:21.422
9	54.795	+0.037	15:11:16.217
10	55.405	+0.647	15:12:11.622

Lap	Lap Tm	Diff	Time of Day
(27) Paul BOWERBANK			
1			15:03:56.395
2	56.404	+0.988	15:04:52.799
3	56.419	+1.003	15:05:49.218
4	56.230	+0.814	15:06:45.448
5	56.110	+0.694	15:07:41.558
6	55.416		15:08:36.974
7	56.113	+0.697	15:09:33.087
8	56.796	+1.380	15:10:29.883
9	55.911	+0.495	15:11:25.794
10	56.468	+1.052	15:12:22.262

Lap	Lap Tm	Diff	Time of Day
(26) Allan RENNIE			
1			15:03:56.109
2	55.889	+0.055	15:04:51.998
3	56.664	+0.830	15:05:48.662
4	56.220	+0.386	15:06:44.882
5	56.515	+0.681	15:07:41.397
6	55.834		15:08:37.231
7	56.094	+0.260	15:09:33.325
8	57.907	+2.073	15:10:31.232
9	55.851	+0.017	15:11:27.083
10	56.014	+0.180	15:12:23.097

Lap	Lap Tm	Diff	Time of Day
(11) Patrick FORMAN			
1			15:03:57.424
2	56.652	+0.290	15:04:54.076
3	56.982	+0.620	15:05:51.058
4	56.582	+0.220	15:06:47.640
5	56.446	+0.084	15:07:44.086
6	56.362		15:08:40.448
7	57.018	+0.656	15:09:37.466
8	57.151	+0.789	15:10:34.617
9	56.566	+0.204	15:11:31.183
10	57.977	+1.615	15:12:29.160

Lap	Lap Tm	Diff	Time of Day
(75) Harry PULLAR			
1			15:03:56.824
2	56.890	+0.584	15:04:53.714
3	56.886	+0.580	15:05:50.600
4	56.306		15:06:46.906
5	1:11.123	+14.817	15:07:58.029
6	57.978	+1.672	15:08:56.007
7	56.484	+0.178	15:09:52.491
8	56.603	+0.297	15:10:49.094
9	57.326	+1.020	15:11:46.420
10	57.336	+1.030	15:12:43.756

Lap	Lap Tm	Diff	Time of Day
(122) David SUDDER			
1			15:03:59.796
2	58.731	+1.390	15:04:58.527
3	59.162	+1.821	15:05:57.689
4	58.011	+0.670	15:06:55.700
5	58.839	+1.498	15:07:54.539
6	58.154	+0.813	15:08:52.693
7	58.264	+0.923	15:09:50.957
8	57.985	+0.644	15:10:48.942
9	57.341		15:11:46.283
10	57.724	+0.383	15:12:44.007

Lap	Lap Tm	Diff	Time of Day
(67) Derek BURNS			
1			15:03:54.905
2	54.958	+0.164	15:04:49.863
3	54.794		15:05:44.657
4	55.676	+0.882	15:06:40.333
5	55.456	+0.662	15:07:35.789
6	56.144	+1.350	15:08:31.933
7	55.881	+1.087	15:09:27.814
8	58.844	+4.050	15:10:26.658
9	1:02.434	+7.640	15:11:29.092
10	1:22.482	+27.688	15:12:51.574

Lap	Lap Tm	Diff	Time of Day
(72) Douglas SHEARER			
1			15:03:59.435
2	58.340		15:04:57.775
3	59.754	+1.414	15:05:57.529
4	59.504	+1.164	15:06:57.033
5	1:00.001	+1.661	15:07:57.034
6	59.479	+1.139	15:08:56.513
7	59.642	+1.302	15:09:56.155
8	59.269	+0.929	15:10:55.424
9	59.323	+0.983	15:11:54.747
10	59.726	+1.386	15:12:54.473

Lap	Lap Tm	Diff	Time of Day
(169) Chris RICHAL			
1			15:04:06.275
2	1:04.530	+1.022	15:05:10.805
3	1:04.584	+1.076	15:06:15.389
4	1:04.919	+1.411	15:07:20.308
5	1:05.326	+1.818	15:08:25.634
6	1:04.270	+0.762	15:09:29.904
7	1:04.198	+0.690	15:10:34.102
8	1:03.508		15:11:37.610
9	1:06.087	+2.579	15:12:43.697

Lap	Lap Tm	Diff	Time of Day
(79) James ROTHERAY			
1			15:04:15.208

Clerk of the Course -

Orbits 4

Sig. Time

Chief Timekeeper - Ian Sharp (SMART)

www.amb-it.com

www.mylaps.com

Times on www.mylaps.com & www.smart-timing.co.uk

Licensed to: SMART

KMSC Cupar Motorcycles Pre Injection 600

Knockhill 1.271 Miles

Race 10 - 2nd Race

28/09/2013 16:00

Race (10 Laps) started at 15:02:56

Competitors	Laps									
	1	2	3	4	5	6	7	8	9	10
Lee TEASDALE (80)	1	80	80	80	80	80	80	80	80	80
Derek BURNS (67)	2	67	67	67	67	67	67	67	27	27
Allan RENNIE (26)	3	26	26	26	26	27	27	27	26	26
Paul BOWERBANK (27)	4	27	27	27	27	26	26	26	67	11
Harry PULLAR (75)	5	75	75	75	11	11	11	11	11	75
Patrick FORMAN (11)	6	11	11	11	122	122	122	122	122	122
Douglas SHEARER (72)	7	72	72	72	122	72	75	75	75	67
David SUDDER (122)	8	122	122	122	72	75	72	72	72	72
Chris RICHAL (169)	9	169	169	169	169	169	169	169	169	
James ROTHERAY (79)	10	79								

KMSC National Motorcycle Racing

KMSC Cupar Motorcycles Pre Injection 600

Knockhill 1.271 Miles

Race 15 - 3rd Race

29/09/2013 10:40

Race (10 Laps)

POLE POSITION

1

1
80 Lee TEASDALE
10

2

27 Paul BOWERBANK
10

3

26 Allan RENNIE
10

2

4
11 Patrick FORMAN
10

5

75 Harry PULLAR
10

6

122 David SUDES
10

3

7
67 Derek BURNS
10

8

72 Douglas SHEARER
10

9

169 Chris RICHAL
9

4

10
79 James ROTHERAY
1

KMSC Lightweights & KMSC Classics Championships

Knockhill 1.271 Miles

Race 11 - 2nd Race

29/09/2013 09:20

Race (10 Laps) started at 9:05:13

Pos	No.	Name	Make/Model	CC	Class Code	Laps	Total Tm	Diff	Best Tm	Best Spd
1	8	Lewis ROLLO	Aprilla	450	SL	10	9:28.763		55.830	81.975
2	24	Craig SHIRLAW	Kawasaki	ER6	SL	10	9:28.783	0.020	55.832	81.972
3	81	Gavin DONALD	Kawasaki	ER6	SL	10	9:53.890	25.127	58.515	78.214
4	21	Grant REID	Kawasaki	ZXR4C	SL	10	9:56.694	27.931	58.931	77.662
5	15	Keith DICKIE	Suzuki	SV65C	SL	10	9:57.179	28.416	58.956	77.629
6	78	Lee TEASDALE	WK Bikes		SL	10	9:59.151	30.388	58.867	77.746
7	7	Mark BOWRAN	SV Supertwin	650	SL	10	10:11.874	43.111	59.932	76.365
8	60	Dougie BROWN	Yamaha	FZR4C	SL	10	10:13.434	44.671	1:00.190	76.037
9	70	John ANDRUCCI	Suzuki	GSXR	PCS	10	10:14.595	45.832	1:00.285	75.917
10	13	Andrew BARTON	Yamaha	FZR4C	SL	10	10:14.641	45.878	1:00.322	75.871
11	39	Stuart HAMILTON	Kawasaki	ZXR4C	SL	10	10:15.835	47.072	1:00.379	75.799
12	66	Kevin WATRET	Kawasaki	ER6	SL	9	9:32.048	1 Lap	1:02.580	73.133
13	25	James PURVIS	Yamaha	FZR4C	SL	9	9:32.193	1 Lap	1:02.302	73.460
14	118	Rod WALKER	Kawasaki	ZXR4C	SL	9	9:32.371	1 Lap	1:02.714	72.977
15	56	Phil WALTERS	Suzuki	SV66E	SL	9	10:11.045	1 Lap	1:06.015	69.328
16	194	Robyn LINDSAY	Kawasaki	ZXR4C	SL	9	10:11.894	1 Lap	1:06.679	68.638
17	45	Nick ANSON	Suzuki	SV64C	SL	9	10:25.081	1 Lap	1:06.846	68.466

Not classified ()

DNS	33	Graeme BODEL	Suzuki	SV65C	SL			DNS		-
DNS	55	Tom ROBINSON	Yamaha	FZR4C	SL			DNS		-

Margin of Victory	Avg. Speed	Best Lap Tm	Best Spd	Best Lap by
0.020	80.467	55.830	81.975	8 - Lewis ROLLO

Clerk of the Course -

Orbits 4

Sig. Time
 Chief Timekeeper - Ian Sharp (SMART)

www.amb-it.com
 www.mylaps.com

Times on www.mylaps.com & www.smart-timing.co.uk

Licensed to: SMART

KMSC National Motorcycle Racing

KMSC Lightweights & KMSC Classics Championships

Knockhill 1.271 Miles

Race 11 - 2nd Race

29/09/2013 09:20

Race (10 Laps) started at 9:05:13




Table with columns: Lap, Lap Tm, Diff, Time of Day. Driver: (8) Lewis ROLLO. Laps 1-10.

Table with columns: Lap, Lap Tm, Diff, Time of Day. Driver: (24) Craig SHIRLAW. Laps 1-10.

Table with columns: Lap, Lap Tm, Diff, Time of Day. Driver: (81) Gavin DONALD. Laps 1-10.

Table with columns: Lap, Lap Tm, Diff, Time of Day. Driver: (21) Grant REID. Laps 1-10.

Table with columns: Lap, Lap Tm, Diff, Time of Day. Driver: (15) Keith DICKIE. Laps 1-10.

Table with columns: Lap, Lap Tm, Diff, Time of Day. Driver: (78) Lee TEASDALE. Laps 1-10.

Table with columns: Lap, Lap Tm, Diff, Time of Day. Driver: (7) Mark BOWMAN. Laps 1-10.

Table with columns: Lap, Lap Tm, Diff, Time of Day. Driver: (60) Dougie BROWN. Laps 1-10.

Table with columns: Lap, Lap Tm, Diff, Time of Day. Driver: (70) John ANDRUCCI. Laps 1-10.

Table with columns: Lap, Lap Tm, Diff, Time of Day. Driver: (13) Andrew BARTON. Laps 1-10.

Table with columns: Lap, Lap Tm, Diff, Time of Day. Driver: (39) Stuart HAMILTON. Laps 1-10.

Table with columns: Lap, Lap Tm, Diff, Time of Day. Driver: (66) Kevin WATRET. Laps 1-10.

Table with columns: Lap, Lap Tm, Diff, Time of Day. Driver: (25) James PURVIS. Laps 1-9.

Table with columns: Lap, Lap Tm, Diff, Time of Day. Driver: (118) Rod WALKER. Laps 1-9.

Table with columns: Lap, Lap Tm, Diff, Time of Day. Driver: (56) Phil WALTERS. Laps 1-9.

Table with columns: Lap, Lap Tm, Diff, Time of Day. Driver: (194) Robyn LINDSAY. Laps 1-5.

Clerk of the Course -

Sig.

Time

Chief Timekeeper - Ian Sharp (SMART)

Times on www.mylaps.com & www.smart-timing.co.uk

Printed: 30/09/2013 18:31:07

Orbits 4

www.amb-it.com

www.mylaps.com

Licensed to: SMART

KMSC National Motorcycle Racing

KMSC Lightweights & KMSC Classics Championships

Knockhill 1.271 Miles

Race 11 - 2nd Race

29/09/2013 09:20

Race (10 Laps) started at 9:05:13

Lap	Lap Tm	Diff	Time of Day
6	1:07.386	+0.707	9:12:03.913
7	1:07.443	+0.764	9:13:11.356
8	1:07.236	+0.557	9:14:18.592
9	1:06.706	+0.027	9:15:25.298

(45) Nick ANSON

1			9:06:26.328
2	1:07.798	+0.952	9:07:34.126
3	1:09.319	+2.473	9:08:43.445
4	1:06.979	+0.133	9:09:50.424
5	1:08.111	+1.265	9:10:58.535
6	1:06.846		9:12:05.381
7	1:08.122	+1.276	9:13:13.503
8	1:09.883	+3.037	9:14:23.386
9	1:15.099	+8.253	9:15:38.485

Lap Lap Tm Diff Time of Day

Lap Lap Tm Diff Time of Day

Clerk of the Course -

Orbits 4

Sig. Time

Chief Timekeeper - Ian Sharp (SMART)

www.amb-it.com

www.mylaps.com

Times on www.mylaps.com & www.smart-timing.co.uk

Licensed to: SMART

KMSC Lightweights & KMSC Classics Championships

Knockhill 1.271 Miles

Race 11 - 2nd Race

29/09/2013 09:20

Race (10 Laps) started at 9:05:13

Competitors	Laps										
	1	2	3	4	5	6	7	8	9	10	
Craig SHIRLAW (24)	1	24	24	8	8	24	8	24	24	24	8
Lewis ROLLO (8)	2	8	8	24	24	8	24	8	8	8	24
Grant REID (21)	3	21	21	21	21	21	21	21	81	81	81
Gavin DONALD (81)	4	81	81	81	81	81	81	81	21	21	21
Keith DICKIE (15)	5	15	15	15	78	78	78	78	15	15	15
Lee TEASDALE (78)	6	78	78	78	15	15	15	15	78	78	78
Mark BOWRAN (7)	7	7	7	7	7	7	7	7	7	7	7
Dougie BROWN (60)	8	60	60	60	60	60	60	60	60	60	60
Stuart HAMILTON (39)	9	39	70	13	13	13	13	13	70	70	70
John ANDRUCCI (70)	10	70	13	70	70	70	70	70	13	13	13
Andrew BARTON (13)	11	13	39	39	39	39	39	39	39	39	39
Kevin WATRET (66)	12	66	66	66	66	66	66	66	66	66	66
Rod WALKER (118)	13	118	118	118	118	118	118	25	25		
James PURVIS (25)	14	25	25	25	25	25	25	25	118	118	
Phil WALTERS (56)	15	56	56	56	56	56	56	56	56	56	
Nick ANSON (45)	16	45	45	194	194	194	194	194	194	194	
Robyn LINDSAY (194)	17	194	194	45	45	45	45	45	45	45	
-	18										
-	19										

KMSC National Motorcycle Racing

KMSC Lightweights & KMSC Classics Championships

Knockhill 1.271 Miles

Race 16 - 3rd Race

29/09/2013 11:00

Race (10 Laps)

POLE POSITION

1

1 8 Lewis ROLLO 10

2

24 Craig SHIRLAW 10

3

81 Gavin DONALD 10

2

4 21 Grant REID 10

5

15 Keith DICKIE 10

6

78 Lee TEASDALE 10

3

7 7 Mark BOWRAN 10

8

60 Dougie BROWN 10

9

70 John ANDRUCCI 10

4

10 13 Andrew BARTON 10

11

39 Stuart HAMILTON 10

12

66 Kevin WATRET 9

5

13 25 James PURVIS 9

14

118 Rod WALKER 9

15

56 Phil WALTERS 9

6

16 194 Robyn LINDSAY 9

17

45 Nick ANSON 9

18

33 Graeme BODEL

7

19 55 Tom ROBINSON

Clerk of the Course -

Sig.

Time

Chief Timekeeper - Ian Sharp (SMART)

Times on www.mylaps.com & www.smart-timing.co.uk

Orbits 4

www.amb-it.com

www.mylaps.com

Licensed to: SMART

KMSC Superstock 600 Championship

Knockhill 1.271 Miles

Race 12 - 2nd Race - Re-start

29/09/2013 09:45

Race (9 Laps) started at 9:34:27

Pos	No.	Name	Make/Model	CC	Class Code	Laps	Total Tm	Diff	Best Tm	Best Spd
1	94	Greg GILFILLAN	Kawasaki	ZX6R 600	S6	9	7:54.540		52.125	87.802
2	12	William MONIE	Yamaha	R6 600	S6	9	7:55.866	1.326	52.090	87.861
3	30	Liam SHELLCOCK	Yamaha	R6 600	S6	9	8:05.842	11.302	52.861	86.580
4	121	Callum PATERSON	Yamaha	R6 600	S6	9	8:07.035	12.495	53.192	86.041
5	71	Chris COOK	Kawasaki	ZX6R 600	S6	9	8:12.941	18.401	53.800	85.068
6	20	Mark HERITAGE	Kawasaki	ZX6R 600	S6	9	8:13.741	19.201	54.146	84.525
7	39	Stuart McINTYRE	Suzuki	GSXR 600	S6	9	8:17.978	23.438	53.768	85.119
8	91	Cathal LAVERTY	Yamaha	R6 600	S6	9	8:20.238	25.698	54.878	83.397
9	45	Ewan GRAY	Kawasaki	ZX62 600	S6	9	8:21.619	27.079	54.820	83.486
10	97	Sammi TASKER	Suzuki	GSXR 600	S6	9	8:21.786	27.246	54.756	83.583
11	130	Douglas CUNNINGHAM	Yamaha	R6 600	S6	9	8:21.809	27.269	54.811	83.499
12	19	Kristopher DUNCAN	Kawasaki	ZX6R 600	S6	9	8:24.420	29.880	54.847	83.444
13	36	Mark CUMMING	Yamaha	R6 600	S6	9	8:29.659	35.119	54.963	83.268
14	96	Grant CAMPBELL	Kawasaki	ZX6R 600	S6	9	8:31.347	36.807	55.695	82.174
15	3	Angus MEARNES	Yamaha	R6 600	S6	9	8:32.282	37.742	54.528	83.933
16	67	Robert SMART	Suzuki	GSXR 600	S6	9	8:32.418	37.878	55.788	82.037
17	18	Andy DUNNETT	Yamaha	R6 600	S6	9	8:32.492	37.952	55.597	82.319
18	5	Iain BARRY	Yamaha	R6 600	S6	9	8:37.951	43.411	55.974	81.764
19	37	Steven CURRIE	Kawasaki	VRX 600	S6	9	8:38.221	43.681	55.431	82.565
20	28	Paul BOWERBANK	Kawasaki	ZXX6R 600	S6	9	8:40.318	45.778	56.161	81.492
21	77	Stuart JACKSON	Yamaha	R6 600	S6	9	8:42.711	48.171	56.915	80.413
22	21	David JACKSON	Suzuki	GSXR 600	S6	9	8:47.853	53.313	57.649	79.389
23	64	Gavin JONES	Yamaha	R6 600	S6	8	8:04.509	1 Lap	58.443	78.310
24	191	Mark STEPHENSON	Yamaha	R6 600	S6	8	8:12.291	1 Lap	59.038	77.521
25	69	Douglas HOUSTON	Triumph	675	S6	8	8:22.169	1 Lap	1:01.106	74.897

Not classified ()

DNF	49	Paul McCLUNG	Kawasaki	ZX6R 600	S6	8	7:11.742	DNF	52.245	87.600
DNF	32	Matthew KERR	Yamaha	R6 600	S6	6	5:52.698	DNF	56.662	80.772
DNS	27	Bruce SMART	Yamaha	R6 600	S6			DNS		-
DNS	29	Daniel MacCLEAN	Honda	CBR 600RR	S6			DNS		-
DNS	33	Mark FEARN	Kawasaki	ZX6R 600	S6			DNS		-
DNS	88	Graham PIRIE	Yamaha	R6 600	S6			DNS		-

Announcements

RED FLAG after Leader completed 2 Laps. Race re-started over 9 Laps.
Bike No.3 - Race time includes 10 second Jump Start penalty.

Margin of Victory	Avg. Speed	Best Lap Tm	Best Spd	Best Lap by
1.326	86.800	52.090	87.861	12 - William MONIE

Clerk of the Course -

Orbits 4

Sig. Time
Chief Timekeeper - Ian Sharp (SMART)

www.amb-it.com
www.mylaps.com

Times on www.mylaps.com & www.smart-timing.co.uk

Licensed to: SMART

KMSC National Motorcycle Racing

KMSC Superstock 600 Championship

Race 12 - 2nd Race - Re-start

Race (9 Laps) started at 9:34:27

Knockhill 1.271 Miles

29/09/2013 09:45

Lap	Lap Tm	Diff	Time of Day
(94) Greg GILFILLAN			
1			9:35:22.462
2	52.738	+0.613	9:36:15.200
3	52.523	+0.398	9:37:07.723
4	52.183	+0.058	9:37:59.906
5	52.188	+0.063	9:38:52.094
6	52.125		9:39:44.219
7	52.851	+0.726	9:40:37.070
8	52.482	+0.357	9:41:29.552
9	52.363	+0.238	9:42:21.915
(12) William MONIE			
1			9:35:22.820
2	52.701	+0.611	9:36:15.521
3	52.258	+0.168	9:37:07.779
4	52.617	+0.527	9:38:00.396
5	52.090		9:38:52.486
6	52.307	+0.217	9:39:44.793
7	52.916	+0.826	9:40:37.709
8	52.800	+0.710	9:41:30.509
9	52.732	+0.642	9:42:23.241
(30) Liam SHELLCOCK			
1			9:35:25.178
2	53.887	+1.026	9:36:19.065
3	53.659	+0.798	9:37:12.724
4	52.861		9:38:05.585
5	53.230	+0.369	9:38:58.815
6	53.383	+0.522	9:39:52.198
7	53.516	+0.655	9:40:45.714
8	53.747	+0.886	9:41:39.461
9	53.756	+0.895	9:42:33.217
(121) Callum PATERSON			
1			9:35:25.419
2	53.921	+0.729	9:36:19.340
3	54.030	+0.838	9:37:13.370
4	53.192		9:38:06.562
5	53.489	+0.297	9:39:00.051
6	53.358	+0.166	9:39:53.409
7	53.560	+0.368	9:40:46.969
8	53.910	+0.718	9:41:40.879
9	53.531	+0.339	9:42:34.410
(71) Chris COOK			
1			9:35:25.424
2	53.889	+0.089	9:36:19.313
3	54.282	+0.482	9:37:13.595
4	53.800		9:38:07.395
5	54.507	+0.707	9:39:01.902
6	54.839	+1.039	9:39:56.741
7	54.391	+0.591	9:40:51.132
8	54.952	+1.152	9:41:46.084
9	54.232	+0.432	9:42:40.316
(20) Mark HERITAGE			
1			9:35:24.674
2	54.548	+0.402	9:36:19.222
3	54.793	+0.647	9:37:14.015
4	54.146		9:38:08.161

Lap	Lap Tm	Diff	Time of Day
5	54.215	+0.069	9:39:02.376
6	54.583	+0.437	9:39:56.959
7	54.863	+0.717	9:40:51.822
8	54.940	+0.794	9:41:46.762
9	54.354	+0.208	9:42:41.116
(39) Stuart McINTYRE			
1			9:35:28.013
2	54.963	+1.195	9:36:22.976
3	54.667	+0.899	9:37:17.643
4	54.510	+0.742	9:38:12.153
5	54.004	+0.236	9:39:06.157
6	53.768		9:39:59.925
7	54.650	+0.882	9:40:54.575
8	55.710	+1.942	9:41:50.285
9	55.068	+1.300	9:42:45.353
(91) Cathal LAVERTY			
1			9:35:26.315
2	54.947	+0.069	9:36:21.262
3	55.297	+0.419	9:37:16.559
4	54.878		9:38:11.437
5	55.081	+0.203	9:39:06.518
6	54.928	+0.050	9:40:01.446
7	54.914	+0.036	9:40:56.360
8	55.189	+0.311	9:41:51.549
9	56.064	+1.186	9:42:47.613
(45) Ewan GRAY			
1			9:35:27.315
2	55.171	+0.351	9:36:22.486
3	54.852	+0.032	9:37:17.338
4	54.883	+0.063	9:38:12.221
5	54.820		9:39:07.041
6	55.030	+0.210	9:40:02.071
7	55.546	+0.726	9:40:57.617
8	55.516	+0.696	9:41:53.133
9	55.861	+1.041	9:42:48.994
(97) Sammi TASKER			
1			9:35:28.215
2	55.419	+0.663	9:36:23.634
3	55.043	+0.287	9:37:18.677
4	54.947	+0.191	9:38:13.624
5	54.758	+0.002	9:39:08.382
6	54.756		9:40:03.138
7	54.905	+0.149	9:40:58.043
8	55.159	+0.403	9:41:53.202
9	55.959	+1.203	9:42:49.161
(130) Douglas CUNNINGHAM			
1			9:35:28.605
2	55.212	+0.401	9:36:23.817
3	55.030	+0.219	9:37:18.847
4	54.866	+0.055	9:38:13.713
5	54.811		9:39:08.524
6	54.860	+0.049	9:40:03.384
7	54.993	+0.182	9:40:58.377
8	54.942	+0.131	9:41:53.319
9	55.865	+1.054	9:42:49.184

Lap	Lap Tm	Diff	Time of Day
(19) Kristopher DUNCAN			
1			9:35:29.044
2	55.590	+0.743	9:36:24.634
3	55.296	+0.449	9:37:19.930
4	55.348	+0.501	9:38:15.278
5	54.847		9:39:10.125
6	55.361	+0.514	9:40:05.486
7	55.100	+0.253	9:41:00.586
8	55.574	+0.727	9:41:56.160
9	55.635	+0.788	9:42:51.795
(36) Mark CUMMING			
1			9:35:30.908
2	56.321	+1.358	9:36:27.229
3	57.651	+2.688	9:37:24.880
4	54.963		9:38:19.843
5	55.276	+0.313	9:39:15.119
6	55.039	+0.076	9:40:10.158
7	55.226	+0.263	9:41:05.384
8	55.917	+0.954	9:42:01.301
9	55.733	+0.770	9:42:57.034
(96) Grant CAMPBELL			
1			9:35:29.820
2	55.695		9:36:25.515
3	56.382	+0.687	9:37:21.897
4	56.189	+0.494	9:38:18.086
5	55.769	+0.074	9:39:13.855
6	56.081	+0.386	9:40:09.936
7	56.069	+0.374	9:41:06.005
8	56.434	+0.739	9:42:02.439
9	56.283	+0.588	9:42:58.722
(3) Angus MEARNES			
1			9:35:27.440
2	55.819	+1.291	9:36:23.259
3	54.528		9:37:17.787
4	55.038	+0.510	9:38:12.825
5	54.730	+0.202	9:39:07.555
6	55.509	+0.981	9:40:03.064
7	56.112	+1.584	9:40:59.176
8	55.228	+0.700	9:41:54.404
9	55.253	+0.725	9:42:49.657
(67) Robert SMART			
1			9:35:29.301
2	56.004	+0.216	9:36:25.305
3	56.389	+0.601	9:37:21.694
4	56.150	+0.362	9:38:17.844
5	56.442	+0.654	9:39:14.286
6	55.788		9:40:10.074
7	56.252	+0.464	9:41:06.326
8	56.152	+0.364	9:42:02.478
9	57.315	+1.527	9:42:59.793
(18) Andy DUNNETT			
1			9:35:30.929
2	56.836	+1.239	9:36:27.765
3	55.597		9:37:23.362
4	55.693	+0.096	9:38:19.055
5	56.037	+0.440	9:39:15.092

Clerk of the Course -

Sig. Time
 Chief Timekeeper - Ian Sharp (SMART)
 Times on www.mylaps.com & www.smart-timing.co.uk

Orbits 4

www.amb-it.com
 www.mylaps.com
 Licensed to: SMART

KMSC National Motorcycle Racing

KMSC Superstock 600 Championship

Knockhill 1.271 Miles

Race 12 - 2nd Race - Re-start

29/09/2013 09:45

Race (9 Laps) started at 9:34:27

Lap	Lap Tm	Diff	Time of Day
6	56.081	+0.484	9:40:11.173
7	56.428	+0.831	9:41:07.601
8	56.521	+0.924	9:42:04.122
9	55.745	+0.148	9:42:59.867

(5) Iain BARRY

Lap	Lap Tm	Diff	Time of Day
1			9:35:32.169
2	57.114	+1.140	9:36:29.283
3	57.096	+1.122	9:37:26.379
4	56.699	+0.725	9:38:23.078
5	56.407	+0.433	9:39:19.485
6	56.549	+0.575	9:40:16.034
7	57.088	+1.114	9:41:13.122
8	56.230	+0.256	9:42:09.352
9	55.974		9:43:05.326

(37) Steven CURRIE

Lap	Lap Tm	Diff	Time of Day
1			9:35:30.202
2	57.531	+2.100	9:36:27.733
3	57.580	+2.149	9:37:25.313
4	56.337	+0.906	9:38:21.650
5	56.785	+1.354	9:39:18.435
6	57.033	+1.602	9:40:15.468
7	57.904	+2.473	9:41:13.372
8	56.793	+1.362	9:42:10.165
9	55.431		9:43:05.596

(28) Paul BOWERBANK

Lap	Lap Tm	Diff	Time of Day
1			9:35:31.758
2	57.033	+0.872	9:36:28.791
3	57.373	+1.212	9:37:26.164
4	56.682	+0.521	9:38:22.846
5	56.161		9:39:19.007
6	56.728	+0.567	9:40:15.735
7	57.750	+1.589	9:41:13.485
8	57.485	+1.324	9:42:10.970
9	56.723	+0.562	9:43:07.693

(77) Stuart JACKSON

Lap	Lap Tm	Diff	Time of Day
1			9:35:32.365
2	57.395	+0.480	9:36:29.760
3	57.345	+0.430	9:37:27.105
4	57.560	+0.645	9:38:24.665
5	57.274	+0.359	9:39:21.939
6	56.976	+0.061	9:40:18.915
7	56.992	+0.077	9:41:15.907
8	57.264	+0.349	9:42:13.171
9	56.915		9:43:10.086

(21) David JACKSON

Lap	Lap Tm	Diff	Time of Day
1			9:35:30.607
2	57.728	+0.079	9:36:28.335
3	58.516	+0.867	9:37:26.851
4	57.649		9:38:24.500
5	57.673	+0.024	9:39:22.173
6	57.808	+0.159	9:40:19.981
7	58.467	+0.818	9:41:18.448
8	58.333	+0.684	9:42:16.781
9	58.447	+0.798	9:43:15.228

(64) Gavin JONES

Lap	Lap Tm	Diff	Time of Day
1			9:35:35.125
2	1:00.086	+1.643	9:36:35.211
3	59.478	+1.035	9:37:34.689
4	59.466	+1.023	9:38:34.155
5	59.472	+1.029	9:39:33.627
6	1:00.070	+1.627	9:40:33.697
7	59.744	+1.301	9:41:33.441
8	58.443		9:42:31.884

(191) Mark STEPHENSON

Lap	Lap Tm	Diff	Time of Day
1			9:35:34.548
2	1:01.819	+2.781	9:36:36.367
3	1:00.052	+1.014	9:37:36.419
4	1:00.052	+1.014	9:38:36.471
5	1:00.802	+1.764	9:39:37.273
6	1:01.904	+2.866	9:40:39.177
7	1:01.451	+2.413	9:41:40.628
8	59.038		9:42:39.666

(69) Douglas HOUSTON

Lap	Lap Tm	Diff	Time of Day
1			9:35:36.530
2	1:01.106		9:36:37.636
3	1:01.560	+0.454	9:37:39.196
4	1:02.066	+0.960	9:38:41.262
5	1:01.916	+0.810	9:39:43.178
6	1:02.103	+0.997	9:40:45.281
7	1:02.270	+1.164	9:41:47.551
8	1:01.993	+0.887	9:42:49.544

(49) Paul McCLUNG

Lap	Lap Tm	Diff	Time of Day
1			9:35:23.464
2	53.082	+0.837	9:36:16.546
3	52.437	+0.192	9:37:08.983
4	52.436	+0.191	9:38:01.419
5	52.245		9:38:53.664
6	52.408	+0.163	9:39:46.072
7	53.235	+0.990	9:40:39.307
8	59.810	+7.565	9:41:39.117

(32) Matthew KERR

Lap	Lap Tm	Diff	Time of Day
1			9:35:32.562
2	57.692	+1.030	9:36:30.254
3	57.048	+0.386	9:37:27.302
4	57.922	+1.260	9:38:25.224
5	58.187	+1.525	9:39:23.411
6	56.662		9:40:20.073

Clerk of the Course -

Orbits 4

Sig. Time

www.amb-it.com

Chief Timekeeper - Ian Sharp (SMART)

www.mylaps.com

Times on www.mylaps.com & www.smart-timing.co.uk

Licensed to: SMART

KMSC Superstock 600 Championship

Knockhill 1.271 Miles

Race 12 - 2nd Race - Re-start

29/09/2013 09:45

Race (9 Laps) started at 9:34:27

Competitors	Laps									
		1	2	3	4	5	6	7	8	9
Greg GILFILLAN (94)	1	94	94	94	94	94	94	94	94	94
William MONIE (12)	2	12	12	12	12	12	12	12	12	12
Paul McCLUNG (49)	3	49	49	49	49	49	49	49	49	30
Mark HERITAGE (20)	4	20	30	30	30	30	30	30	30	121
Liam SHELLCOCK (30)	5	30	20	121	121	121	121	121	121	71
Callum PATERSON (121)	6	121	71	71	71	71	71	71	71	20
Chris COOK (71)	7	71	121	20	20	20	20	20	20	39
Cathal LAVERTY (91)	8	91	91	91	91	39	39	39	39	91
Ewan GRAY (45)	9	45	45	45	39	91	91	91	91	45
Angus MEARNES (3)	10	3	39	39	45	45	45	45	45	97
Stuart McINTYRE (39)	11	39	3	3	3	3	3	97	97	130
Sammi TASKER (97)	12	97	97	97	97	97	97	130	130	3
Douglas CUNNINGHAM (130)	13	130	130	130	130	130	130	3	3	19
Kristopher DUNCAN (19)	14	19	19	19	19	19	19	19	19	36
Robert SMART (67)	15	67	67	67	67	96	96	36	36	96
Grant CAMPBELL (96)	16	96	96	96	96	67	67	96	96	67
Steven CURRIE (37)	17	37	36	18	18	18	36	67	67	18
David JACKSON (21)	18	21	37	36	36	36	18	18	18	5
Mark CUMMING (36)	19	36	18	37	37	37	37	5	5	37
Andy DUNNETT (18)	20	18	21	28	28	28	28	37	37	28
Paul BOWERBANK (28)	21	28	28	5	5	5	5	28	28	77
Iain BARRY (5)	22	5	5	21	21	77	77	77	77	21
Stuart JACKSON (77)	23	77	77	77	77	21	21	21	21	
Matthew KERR (32)	24	32	32	32	32	32	32	64	64	
Mark STEPHENSON (191)	25	191	64	64	64	64	64	191	191	
Gavin JONES (64)	26	64	191	191	191	191	191	69	69	
Douglas HOUSTON (69)	27	69	69	69	69	69	69			
-	28									
-	29									
-	30									
-	31									

KMSC National Motorcycle Racing

KMSC Superstock 600 Championship

Knockhill 1.271 Miles

Race 17 - 3rd Race

29/09/2013 11:20

Race (10 Laps)

POLE POSITION

1	1 94 Greg GILFILLAN 9	2 12 William MONIE 9	3 30 Liam SHELLCOCK 9
2	4 121 Callum PATERSON 9	5 71 Chris COOK 9	6 20 Mark HERITAGE 9
3	7 39 Stuart McINTYRE 9	8 91 Cathal LAVERTY 9	9 45 Ewan GRAY 9
4	10 97 Sammi TASKER 9	11 130 Douglas CUNNINGHAM 9	12 19 Kristopher DUNCAN 9
5	13 36 Mark CUMMING 9	14 96 Grant CAMPBELL 9	15 3 Angus MEARNS 9
6	16 67 Robert SMART 9	17 18 Andy DUNNETT 9	18 5 Iain BARRY 9
7	19 37 Steven CURRIE 9	20 28 Paul BOWERBANK 9	21 77 Stuart JACKSON 9
8	22 21 David JACKSON 9	23 64 Gavin JONES 8	24 191 Mark STEPHENSON 8
9	25 69 Douglas HOUSTON 8	26 49 Paul McCLUNG 8	27 32 Matthew KERR 6
10	28 27 Bruce SMART	29 29 Daniel MacCLEAN	30 33 Mark FEARN

Clerk of the Course -

Orbits 4

Sig.

Time

www.amb-it.com

Chief Timekeeper - Ian Sharp (SMART)

www.mylaps.com

Times on www.mylaps.com & www.smart-timing.co.uk

Licensed to: SMART

KMSC National Motorcycle Racing

KMSC Superstock 600 Championship

Knockhill 1.271 Miles

Race 17 - 3rd Race

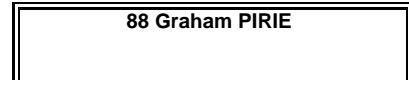
29/09/2013 11:20

Race (10 Laps)



11

31



KMSC Skinner Motorcycles 125 Championships

Knockhill 1.271 Miles

Race 12A - 3rd Race

29/09/2013 10:00

Race (10 Laps) started at 9:48:39

Pos	No.	Name	Make/Model	CC	Class Code	Laps	Total Tm	Diff	Best Tm	Best Spd
1	69	Rory SKINNER	Honda	GP 80	F125	10	10:26.868		1:01.898	73.939
2	79	Ashley ROBSON	Aprillia	RS 12	F125	10	11:05.391	38.523	1:05.617	69.748
3	7	Ti McKINTOSH	Kawasaki	300	F125	10	11:06.755	39.887	1:05.338	70.046
4	12	Jordan GILL	Aprillia	RS 12	F125	10	11:33.476	1:06.608	1:07.981	67.323
5	11	Lewis PATERSON	Aprillia	RS 12	F125	9	10:38.759	1 Lap	1:09.756	65.610
6	41	Kieran MURRAY	Aprillia	RS 12	F125	9	10:39.796	1 Lap	1:09.972	65.407
Not classified ()										
DNF	99	Callum GRIGOR	Kawasaki	Ninja	F125	7	7:18.452	DNF	1:01.800	74.056
DNF	80	Bethany POLANSKI	Aprillia	RS 12	F125	3	3:34.896	DNF	1:09.712	65.651
DNF	6	Liam SHIPPERLEE	Aprillia	RS 12	F125	2	2:23.931	DNF	1:10.440	64.973

Margin of Victory	Avg. Speed	Best Lap Tm	Best Spd	Best Lap by
38.523	73.009	1:01.800	74.056	99 - Callum GRIGOR

Clerk of the Course -

Orbits 4

Sig. Time
 Chief Timekeeper - Ian Sharp (SMART)

www.amb-it.com
 www.mylaps.com

Times on www.mylaps.com & www.smart-timing.co.uk

Licensed to: SMART

KMSC National Motorcycle Racing

KMSC Skinner Motorcycles 125 Championships

Knockhill 1.271 Miles

Race 12A - 3rd Race

29/09/2013 10:00

Race (10 Laps) started at 9:48:39

Lap	Lap Tm	Diff	Time of Day
(69) Rory SKINNER			
1			9:49:44.788
2	1:02.336	+0.438	9:50:47.124
3	1:02.976	+1.078	9:51:50.100
4	1:02.291	+0.393	9:52:52.391
5	1:02.243	+0.345	9:53:54.634
6	1:02.060	+0.162	9:54:56.694
7	1:01.898		9:55:58.592
8	1:02.303	+0.405	9:57:00.895
9	1:02.678	+0.780	9:58:03.573
10	1:02.814	+0.916	9:59:06.387
(79) Ashley ROBSON			
1			9:49:51.569
2	1:05.720	+0.103	9:50:57.289
3	1:05.980	+0.363	9:52:03.269
4	1:06.893	+1.276	9:53:10.162
5	1:05.714	+0.097	9:54:15.876
6	1:05.715	+0.098	9:55:21.591
7	1:05.617		9:56:27.208
8	1:06.159	+0.542	9:57:33.367
9	1:05.835	+0.218	9:58:39.202
10	1:05.708	+0.091	9:59:44.910
(7) Ti McKINTOSH			
1			9:49:48.681
2	1:06.535	+1.197	9:50:55.216
3	1:07.257	+1.919	9:52:02.473
4	1:07.478	+2.140	9:53:09.951
5	1:07.066	+1.728	9:54:17.017
6	1:05.749	+0.411	9:55:22.766
7	1:05.800	+0.462	9:56:28.566
8	1:06.424	+1.086	9:57:34.990
9	1:05.946	+0.608	9:58:40.936
10	1:05.338		9:59:46.274
(12) Jordan GILL			
1			9:49:54.314
2	1:09.636	+1.655	9:51:03.950
3	1:09.336	+1.355	9:52:13.286
4	1:08.777	+0.796	9:53:22.063
5	1:08.320	+0.339	9:54:30.383
6	1:08.189	+0.208	9:55:38.572
7	1:09.539	+1.558	9:56:48.111
8	1:08.472	+0.491	9:57:56.583
9	1:07.981		9:59:04.564
10	1:08.431	+0.450	10:00:12.995
(11) Lewis PATERSON			
1			9:49:56.087
2	1:09.756		9:51:05.843
3	1:10.886	+1.130	9:52:16.729
4	1:10.254	+0.498	9:53:26.983
5	1:09.994	+0.238	9:54:36.977
6	1:10.192	+0.436	9:55:47.169
7	1:10.774	+1.018	9:56:57.943
8	1:10.281	+0.525	9:58:08.224
9	1:10.054	+0.298	9:59:18.278
(41) Kieran MURRAY			

Lap	Lap Tm	Diff	Time of Day
1			9:49:56.147
2	1:11.101	+1.129	9:51:07.248
3	1:10.160	+0.188	9:52:17.408
4	1:10.663	+0.691	9:53:28.071
5	1:10.707	+0.735	9:54:38.778
6	1:10.015	+0.043	9:55:48.793
7	1:09.972		9:56:58.765
8	1:10.390	+0.418	9:58:09.155
9	1:10.160	+0.188	9:59:19.315
(99) Callum GRIGOR			
1			9:49:44.565
2	1:02.266	+0.466	9:50:46.831
3	1:03.362	+1.562	9:51:50.193
4	1:01.800		9:52:51.993
5	1:02.095	+0.295	9:53:54.088
6	1:02.028	+0.228	9:54:56.116
7	1:01.855	+0.055	9:55:57.971
(80) Bethany POLANSKI			
1			9:49:54.531
2	1:09.712		9:51:04.243
3	1:10.172	+0.460	9:52:14.415
(6) Liam SHIPPERLEE			
1			9:49:53.010
2	1:10.440		9:51:03.450

Lap	Lap Tm	Diff	Time of Day
-----	--------	------	-------------

Clerk of the Course -

Orbits 4

Sig. Time

www.amb-it.com

Chief Timekeeper - Ian Sharp (SMART)

www.mylaps.com

Times on www.mylaps.com & www.smart-timing.co.uk

Licensed to: SMART

KMSC Skinner Motorcycles 125 Championships

Knockhill 1.271 Miles

Race 12A - 3rd Race

29/09/2013 10:00

Race (10 Laps) started at 9:48:39

Competitors	Laps										
	1	2	3	4	5	6	7	8	9	10	
Callum GRIGOR (99)	1	99	99	69	99	99	99	99	69	69	69
Rory SKINNER (69)	2	69	69	99	69	69	69	69	79	79	79
Ti McKINTOSH (7)	3	7	7	7	7	79	79	79	7	7	7
Ashley ROBSON (79)	4	79	79	79	79	7	7	7	12	12	12
Liam SHIPPERLEE (6)	5	6	6	12	12	12	12	12	11	11	
Jordan GILL (12)	6	12	12	80	11	11	11	11	41	41	
Bethany POLANSKI (80)	7	80	80	11	41	41	41	41			
Lewis PATERSON (11)	8	11	11	41							
Kieran MURRAY (41)	9	41	41								

KMSC National Motorcycle Racing

KMSC Skinner Motorcycles 125 Championships

Knockhill 1.271 Miles

Race 18 - 4th Race

29/09/2013 13:00

Race (10 Laps)

POLE POSITION

1

1
69 RORY SKINNER
10

2

79 ASHLEY ROBSON
10

3

7 TI MCKINTOSH
10

2

4
12 JORDAN GILL
10

5

11 LEWIS PATERSON
9

6

41 KIERAN MURRAY
9

3

7
99 CALLUM GRIGOR
7

8

80 BETHANY POLANSKI
3

9

6 LIAM SHIPPERLEE
2

KMSC Superbikes / Clubman Championships

Knockhill 1.271 Miles

Race 14 - 2nd Race

29/09/2013 10:20

Race (10 Laps) started at 10:09:36

Pos	No.	Name	Make/Model	CC	Class Code	Laps	Total Tm	Diff	Best Tm	Best Spd
1	78	Mike KEITH	Kawasaki	ZX10R	SB	10	8:41.044		51.434	88.982
2	31	Torquii PATERSON	Suzuki	GSXR1000	SB	10	8:42.984	1.940	51.248	89.305
3	179	Andrew TASKER	Kawasaki	ZXR1000	SB	10	8:44.935	3.891	51.551	88.780
4	55	Donald MacFADYEN	BMW	S1000RR	SB	10	8:49.389	8.345	51.649	88.611
5	17	Martin JOWETT	Kawasaki	1000	SB	10	8:53.261	12.217	52.409	87.326
6	36	Roy HOUSTON	Kawasaki	ZX10R	SB	10	8:53.537	12.493	52.469	87.226
7	84	Darren ROSS	Kawasaki	ZX10R	C	10	8:54.452	13.408	52.517	87.147
8	61	Norman BRUNTON	Yamaha	R1 1000	SB	10	8:59.161	18.117	52.978	86.388
9	47	Alan BRYCE	Suzuki	GSXR 1000	C	10	9:03.442	22.398	53.540	85.482
10	165	Alan BAILEY	Suzuk	GSXR 1000K7	SB	10	9:06.029	24.985	53.835	85.013
11	69	Bryan CAMPBELL	Kawasaki	ZX10	SB	10	9:06.651	25.607	53.502	85.542
12	22	Sean COOPER	Kawasaki	ZX10R	SB	10	9:09.022	27.978	53.799	85.070
13	24	Andrew LAMOND	BMW	S1000RR	C	10	9:17.339	36.295	54.482	84.004
14	77	Graham DUNCAN	BMW	S1000RR	C	10	9:19.648	38.604	54.258	84.350
15	14	Paul QUINN	Yamaha	R1 1000	C	10	9:24.251	43.207	55.211	82.894
16	72	Victor CORRIERI	Ducati	1198	C	10	9:32.309	51.265	56.157	81.498
17	63	Kenny PATERSON	Ducati	1198	C	10	9:32.592	51.548	56.002	81.724
18	6	Alan DAVISON	Ducati	1198	C	10	9:34.777	53.733	56.307	81.281
19	89	Andrew HUNTER	Suzuki	GSXR 1000	C	10	9:35.323	54.279	56.091	81.594
20	117	Jimmy SHANKS	KTM	RC8	C	10	9:36.094	55.050	56.518	80.977
21	65	Craig COX	Yamaha	R1 1000	C	9	8:43.686	1 Lap	56.902	80.431
22	23	Maurice RAE	Ducati	1198	C	9	8:50.827	1 Lap	57.610	79.442
23	33	Graeme BODEL	Ducati	1098	C	9	8:51.231	1 Lap	57.230	79.970
24	64	Brian MacKIE	Ducati	1100	C	9	9:12.900	1 Lap	59.524	76.888
25	71	Leigh BROOKS	Yamaha	R1	SB	9	9:18.824	1 Lap	1:00.492	75.658

Not classified ()

DNF	124	Craig SHIRLAW	Kawasaki	ZX10R	SB	6	5:40.123	DNF	53.678	85.262
DNS	66	Derek BUTCHER	Ducati	1198	C			DNS		-
DNS	111	Gavin DONALD	BMW	s1000rr	C			DNS		-
DNS	11	Richard HUGHES	Suzuki	GSXR1000	C			DNS		-

Margin of Victory	Avg. Speed	Best Lap Tm	Best Spd	Best Lap by
1.940	87.837	51.248	89.305	31 - Torquii PATERSON

Clerk of the Course -

Orbits 4

Sig. Time
Chief Timekeeper - Ian Sharp (SMART)

www.amb-it.com
www.mylaps.com

Times on www.mylaps.com & www.smart-timing.co.uk

Licensed to: SMART

KMSC National Motorcycle Racing

KMSC Superbikes / Clubman Championships

Knockhill 1.271 Miles

Race 14 - 2nd Race

29/09/2013 10:20

Race (10 Laps) started at 10:09:36

Lap	Lap Tm	Diff	Time of Day
(78) Mike KEITH			
1			10:10:31.621
2	51.741	+0.307	10:11:23.362
3	51.649	+0.215	10:12:15.011
4	51.434		10:13:06.445
5	52.022	+0.588	10:13:58.467
6	51.732	+0.298	10:14:50.199
7	51.719	+0.285	10:15:41.918
8	51.631	+0.197	10:16:33.549
9	52.057	+0.623	10:17:25.606
10	51.452	+0.018	10:18:17.058
(31) Torquil PATERSON			
1			10:10:32.147
2	53.242	+1.994	10:11:25.389
3	52.472	+1.224	10:12:17.861
4	51.491	+0.243	10:13:09.352
5	51.420	+0.172	10:14:00.772
6	51.248		10:14:52.020
7	51.848	+0.600	10:15:43.868
8	51.292	+0.044	10:16:35.160
9	52.269	+1.021	10:17:27.429
10	51.569	+0.321	10:18:18.998
(179) Andrew TASKER			
1			10:10:32.143
2	51.636	+0.085	10:11:23.779
3	51.551		10:12:15.330
4	51.623	+0.072	10:13:06.953
5	51.814	+0.263	10:13:58.767
6	51.785	+0.234	10:14:50.552
7	51.875	+0.324	10:15:42.427
8	51.912	+0.361	10:16:34.339
9	53.750	+2.199	10:17:28.089
10	52.860	+1.309	10:18:20.949
(55) Donald MacFADYEN			
1			10:10:32.605
2	52.959	+1.310	10:11:25.564
3	52.751	+1.102	10:12:18.315
4	51.649		10:13:09.964
5	51.674	+0.025	10:14:01.638
6	51.834	+0.185	10:14:53.472
7	53.272	+1.623	10:15:46.744
8	52.892	+1.243	10:16:39.636
9	52.226	+0.577	10:17:31.862
10	53.541	+1.892	10:18:25.403
(17) Martin JOWETT			
1			10:10:32.997
2	52.870	+0.461	10:11:25.867
3	53.138	+0.729	10:12:19.005
4	52.608	+0.199	10:13:11.613
5	52.679	+0.270	10:14:04.292
6	53.084	+0.675	10:14:57.376
7	53.128	+0.719	10:15:50.504
8	53.347	+0.938	10:16:43.851
9	53.015	+0.606	10:17:36.866
10	52.409		10:18:29.275

Lap	Lap Tm	Diff	Time of Day
(36) Roy HOUSTON			
1			10:10:32.318
2	52.902	+0.433	10:11:25.220
3	53.492	+1.023	10:12:18.712
4	52.469		10:13:11.181
5	52.802	+0.333	10:14:03.983
6	52.991	+0.522	10:14:56.974
7	53.125	+0.656	10:15:50.099
8	53.834	+1.365	10:16:43.933
9	52.922	+0.453	10:17:36.855
10	52.696	+0.227	10:18:29.551
(84) Darren ROSS			
1			10:10:34.779
2	53.198	+0.681	10:11:27.977
3	53.009	+0.492	10:12:20.986
4	52.698	+0.181	10:13:13.684
5	53.137	+0.620	10:14:06.821
6	52.862	+0.345	10:14:59.683
7	52.883	+0.366	10:15:52.566
8	52.741	+0.224	10:16:45.307
9	52.517		10:17:37.824
10	52.642	+0.125	10:18:30.466
(61) Norman BRUNTON			
1			10:10:34.186
2	53.405	+0.427	10:11:27.591
3	53.207	+0.229	10:12:20.798
4	53.492	+0.514	10:13:14.290
5	53.557	+0.579	10:14:07.847
6	53.314	+0.336	10:15:01.161
7	52.978		10:15:54.139
8	53.778	+0.800	10:16:47.917
9	53.530	+0.552	10:17:41.447
10	53.728	+0.750	10:18:35.175
(47) Alan BRYCE			
1			10:10:34.093
2	54.512	+0.972	10:11:28.605
3	53.540		10:12:22.145
4	53.705	+0.165	10:13:15.850
5	53.826	+0.286	10:14:09.676
6	53.802	+0.262	10:15:03.478
7	53.820	+0.280	10:15:57.298
8	54.514	+0.974	10:16:51.812
9	53.875	+0.335	10:17:45.687
10	53.769	+0.229	10:18:39.456
(165) Alan BAILEY			
1			10:10:34.988
2	54.121	+0.286	10:11:29.109
3	53.835		10:12:22.944
4	53.858	+0.023	10:13:16.802
5	53.897	+0.062	10:14:10.699
6	54.037	+0.202	10:15:04.736
7	54.118	+0.283	10:15:58.854
8	54.406	+0.571	10:16:53.260
9	54.477	+0.642	10:17:47.737
10	54.306	+0.471	10:18:42.043
(69) Bryan CAMPBELL			

Lap	Lap Tm	Diff	Time of Day
(22) Sean COOPER			
1			10:10:35.720
2	54.131	+0.629	10:11:29.851
3	53.502		10:12:23.353
4	54.087	+0.585	10:13:17.440
5	53.890	+0.388	10:14:11.330
6	53.906	+0.404	10:15:05.236
7	54.278	+0.776	10:15:59.514
8	54.103	+0.601	10:16:53.617
9	54.472	+0.970	10:17:48.089
10	54.576	+1.074	10:18:42.665
(24) Andrew LAMOND			
1			10:10:36.293
2	54.350	+0.551	10:11:29.888
3	54.016	+0.217	10:12:23.904
4	54.030	+0.231	10:13:17.934
5	54.133	+0.334	10:14:12.067
6	53.799		10:15:05.866
7	54.469	+0.670	10:16:00.335
8	54.187	+0.388	10:16:54.522
9	55.172	+1.373	10:17:49.694
10	55.342	+1.543	10:18:45.036
(77) Graham DUNCAN			
1			10:10:39.294
2	57.093	+2.835	10:11:36.387
3	55.460	+1.202	10:12:31.847
4	54.258		10:13:26.105
5	54.773	+0.515	10:14:20.878
6	55.568	+1.310	10:15:16.446
7	54.542	+0.284	10:16:10.988
8	54.427	+0.169	10:17:05.415
9	54.429	+0.171	10:17:59.844
10	55.818	+1.560	10:18:55.662
(14) Paul QUINN			
1			10:10:39.184
2	56.903	+1.692	10:11:36.087
3	56.291	+1.080	10:12:32.378
4	55.613	+0.402	10:13:27.991
5	55.284	+0.073	10:14:23.275
6	55.355	+0.144	10:15:18.630
7	55.211		10:16:13.841
8	55.361	+0.150	10:17:09.202
9	55.515	+0.304	10:18:04.717
10	55.548	+0.337	10:19:00.265
(72) Victor CORRIERI			
1			10:10:40.399

Clerk of the Course -

Orbits 4

Sig. Time

www.amb-it.com

Chief Timekeeper - Ian Sharp (SMART)

www.mylaps.com

Times on www.mylaps.com & www.smart-timing.co.uk

Licensed to: SMART

KMSC National Motorcycle Racing


KMSC Superbikes / Clubman Championships

Knockhill 1.271 Miles

Race 14 - 2nd Race

29/09/2013 10:20

Race (10 Laps) started at 10:09:36



Lap	Lap Tm	Diff	Time of Day
2	56.575	+0.418	10:11:36.974
3	56.718	+0.561	10:12:33.692
4	56.623	+0.466	10:13:30.315
5	56.320	+0.163	10:14:26.635
6	56.201	+0.044	10:15:22.836
7	56.157		10:16:18.993
8	56.679	+0.522	10:17:15.672
9	56.403	+0.246	10:18:12.075
10	56.248	+0.091	10:19:08.323

(63) Kenny PATERSON

Lap	Lap Tm	Diff	Time of Day
1			10:10:40.576
2	57.043	+1.041	10:11:37.619
3	57.052	+1.050	10:12:34.671
4	56.384	+0.382	10:13:31.055
5	56.288	+0.286	10:14:27.343
6	56.045	+0.043	10:15:23.388
7	56.002		10:16:19.390
8	56.427	+0.425	10:17:15.817
9	56.645	+0.643	10:18:12.462
10	56.144	+0.142	10:19:08.606

(6) Alan DAVISON

Lap	Lap Tm	Diff	Time of Day
1			10:10:37.914
2	56.316	+0.009	10:11:34.230
3	57.831	+1.524	10:12:32.061
4	57.807	+1.500	10:13:29.868
5	57.770	+1.463	10:14:27.638
6	56.779	+0.472	10:15:24.417
7	56.619	+0.312	10:16:21.036
8	57.135	+0.828	10:17:18.171
9	56.313	+0.006	10:18:14.484
10	56.307		10:19:10.791

(89) Andrew HUNTER

Lap	Lap Tm	Diff	Time of Day
1			10:10:40.582
2	57.364	+1.273	10:11:37.946
3	56.972	+0.881	10:12:34.918
4	56.460	+0.369	10:13:31.378
5	57.207	+1.116	10:14:28.585
6	56.414	+0.323	10:15:24.999
7	56.407	+0.316	10:16:21.406
8	57.296	+1.205	10:17:18.702
9	56.544	+0.453	10:18:15.246
10	56.091		10:19:11.337

(117) Jimmy SHANKS

Lap	Lap Tm	Diff	Time of Day
1			10:10:38.563
2	57.898	+1.380	10:11:36.461
3	57.432	+0.914	10:12:33.893
4	57.271	+0.753	10:13:31.164
5	57.469	+0.951	10:14:28.633
6	56.733	+0.215	10:15:25.366
7	56.528	+0.010	10:16:21.894
8	57.122	+0.604	10:17:19.016
9	56.518		10:18:15.534
10	56.574	+0.056	10:19:12.108

(65) Craig COX

Lap	Lap Tm	Diff	Time of Day
1			10:10:40.004
2	57.289	+0.387	10:11:37.293

Lap	Lap Tm	Diff	Time of Day
3	57.513	+0.611	10:12:34.806
4	57.558	+0.656	10:13:32.364
5	56.902		10:14:29.266
6	57.409	+0.507	10:15:26.675
7	56.902		10:16:23.577
8	57.674	+0.772	10:17:21.251
9	58.449	+1.547	10:18:19.700

(23) Maurice RAE

Lap	Lap Tm	Diff	Time of Day
1			10:10:41.480
2	58.233	+0.623	10:11:39.713
3	57.610		10:12:37.323
4	57.829	+0.219	10:13:35.152
5	57.779	+0.169	10:14:32.931
6	57.942	+0.332	10:15:30.873
7	58.148	+0.538	10:16:29.021
8	59.031	+1.421	10:17:28.052
9	58.789	+1.179	10:18:26.841

(33) Graeme BODEL

Lap	Lap Tm	Diff	Time of Day
1			10:10:43.049
2	58.890	+1.660	10:11:41.939
3	58.253	+1.023	10:12:40.192
4	58.072	+0.842	10:13:38.264
5	57.942	+0.712	10:14:36.206
6	57.780	+0.550	10:15:33.986
7	58.049	+0.819	10:16:32.035
8	57.980	+0.750	10:17:30.015
9	57.230		10:18:27.245

(64) Brian MacKIE

Lap	Lap Tm	Diff	Time of Day
1			10:10:43.784
2	59.524		10:11:43.308
3	59.629	+0.105	10:12:42.937
4	1:00.033	+0.509	10:13:42.970
5	1:00.525	+1.001	10:14:43.495
6	1:01.851	+2.327	10:15:45.346
7	1:01.482	+1.958	10:16:46.828
8	1:01.217	+1.693	10:17:48.045
9	1:00.869	+1.345	10:18:48.914

(71) Leigh BROOKS

Lap	Lap Tm	Diff	Time of Day
1			10:10:44.612
2	1:01.966	+1.474	10:11:46.578
3	1:00.492		10:12:47.070
4	1:02.034	+1.542	10:13:49.104
5	1:00.518	+0.026	10:14:49.622
6	1:02.149	+1.657	10:15:51.771
7	1:01.287	+0.795	10:16:53.058
8	1:01.044	+0.552	10:17:54.102
9	1:00.736	+0.244	10:18:54.838

(124) Craig SHIRLAW

Lap	Lap Tm	Diff	Time of Day
1			10:10:39.343
2	55.990	+2.312	10:11:35.333
3	53.721	+0.043	10:12:29.054
4	53.678		10:13:22.732
5	53.910	+0.232	10:14:16.642
6	59.495	+5.817	10:15:16.137

Clerk of the Course -

Orbits 4

Sig. Time
 Chief Timekeeper - Ian Sharp (SMART)
 Times on www.mylaps.com & www.smart-timing.co.uk

www.amb-it.com
 www.mylaps.com
 Licensed to: SMART

KMSC Superbikes / Clubman Championships

Knockhill 1.271 Miles

Race 14 - 2nd Race

29/09/2013 10:20

Race (10 Laps) started at 10:09:36

Competitors	Laps									
	1	2	3	4	5	6	7	8	9	10
Mike KEITH (78)	1	78	78	78	78	78	78	78	78	78
Andrew TASKER (179)	2	179	179	179	179	179	179	179	179	31 31
Torquil PATERSON (31)	3	31	36	31	31	31	31	31	31	179 179
Roy HOUSTON (36)	4	36	31	55	55	55	55	55	55	55
Donald MacFADYEN (55)	5	55	55	36	36	36	36	36	17	36 17
Martin JOWETT (17)	6	17	17	17	17	17	17	17	36	17 36
Alan BRYCE (47)	7	47	61	61	84	84	84	84	84	84 84
Norman BRUNTON (61)	8	61	84	84	61	61	61	61	61	61 61
Darren ROSS (84)	9	84	47	47	47	47	47	47	47	47 47
Alan BAILEY (165)	10	165	165	165	165	165	165	165	165	165 165
Sean COOPER (22)	11	22	69	69	69	69	69	69	69	69 69
Bryan CAMPBELL (69)	12	69	22	22	22	22	22	22	22	22 22
Andrew LAMOND (24)	13	24	24	24	24	24	24	24	24	24 24
Alan DAVISON (6)	14	6	6	124	124	124	124	77	77	77 77
Jimmy SHANKS (117)	15	117	124	77	77	77	77	14	14	14 14
Paul QUINN (14)	16	14	14	6	14	14	14	72	72	72 72
Graham DUNCAN (77)	17	77	77	14	6	72	72	63	63	63 63
Craig SHIRLAW (124)	18	124	117	72	72	63	63	6	6	6 6
Craig COX (65)	19	65	72	117	63	6	6	89	89	89 89
Victor CORRIERI (72)	20	72	65	63	117	89	89	117	117	117 117
Kenny PATERSON (63)	21	63	63	65	89	117	117	65	65	65 65
Andrew HUNTER (89)	22	89	89	89	65	65	65	23	23	23 23
Maurice RAE (23)	23	23	23	23	23	23	23	33	33	33 33
Graeme BODEL (33)	24	33	33	33	33	33	33	64	64	64 64
Brian MacKIE (64)	25	64	64	64	64	64	64	71	71	71 71
Leigh BROOKS (71)	26	71	71	71	71	71	71			
-	27									
-	28									
-	29									

KMSC Cupar Motorcycles Pre Injection 600

Knockhill 1.271 Miles

Race 15 - 3rd Race

29/09/2013 10:40

Race (10 Laps) started at 10:23:54

Pos	No.	Name	Make/Model	CC	Class Code	Laps	Total Tm	Diff	Best Tm	Best Spd
1	80	Lee TEASDALE	Yamaha	R6 60	PI6	10	9:20.482		54.915	83.341
2	27	Paul BOWERBANK	Yamaha	R6 60	PI6	10	9:25.230	4.748	55.708	82.155
3	26	Allan RENNIE	Honda	CBR 6	PI6	10	9:33.822	13.340	56.281	81.318
4	11	Patrick FORMAN	Yamaha	R6 60	PI6	10	9:34.173	13.691	56.208	81.424
5	122	David SUDDER	Yamaha	P6 60	PI6	10	9:52.171	31.689	58.002	78.906
6	72	Douglas SHEARER	Kawasaki	ZX6R	PI6	10	9:54.736	34.254	58.267	78.547
7	79	James ROTHERAY	Yamaha	R6 60	PI6	10	10:19.511	59.029	1:00.306	75.891

Not classified ()

DNF	75	Harry PULLAR	Yamaha	R6 60	PI6	8	7:40.923	DNF	56.308	81.279
DNF	67	Derek BURNS	Yamaha	R6 60	PI6	5	5:23.124	DNF	1:00.332	75.858
DNS	169	Chris RICHAL	Yamaha	R6 60	PI6			DNS		-

Margin of Victory	Avg. Speed	Best Lap Tm	Best Spd	Best Lap by
4.748	81.656	54.915	83.341	80 - Lee TEASDALE

Clerk of the Course -

Orbits 4

Sig. Time

www.amb-it.com

Chief Timekeeper - Ian Sharp (SMART)

www.mylaps.com

Times on www.mylaps.com & www.smart-timing.co.uk

Licensed to: SMART

KMSC National Motorcycle Racing

KMSC Cupar Motorcycles Pre Injection 600

Knockhill 1.271 Miles

Race 15 - 3rd Race

29/09/2013 10:40

Race (10 Laps) started at 10:23:54

Lap	Lap Tm	Diff	Time of Day
(80) Lee TEASDALE			
1			10:24:53.772
2	56.482	+1.567	10:25:50.254
3	54.915		10:26:45.169
4	55.443	+0.528	10:27:40.612
5	55.710	+0.795	10:28:36.322
6	55.542	+0.627	10:29:31.864
7	55.391	+0.476	10:30:27.255
8	56.162	+1.247	10:31:23.417
9	55.750	+0.835	10:32:19.167
10	56.096	+1.181	10:33:15.263

Lap	Lap Tm	Diff	Time of Day
(27) Paul BOWERBANK			
1			10:24:53.568
2	56.734	+1.026	10:25:50.302
3	56.093	+0.385	10:26:46.395
4	56.245	+0.537	10:27:42.640
5	56.402	+0.694	10:28:39.042
6	56.429	+0.721	10:29:35.471
7	56.172	+0.464	10:30:31.643
8	56.195	+0.487	10:31:27.838
9	55.708		10:32:23.546
10	56.465	+0.757	10:33:20.011

Lap	Lap Tm	Diff	Time of Day
(26) Allan RENNIE			
1			10:24:55.096
2	56.895	+0.614	10:25:51.991
3	57.898	+1.617	10:26:49.889
4	56.281		10:27:46.170
5	56.367	+0.086	10:28:42.537
6	56.738	+0.457	10:29:39.275
7	57.183	+0.902	10:30:36.458
8	57.434	+1.153	10:31:33.892
9	56.894	+0.613	10:32:30.786
10	57.817	+1.536	10:33:28.603

Lap	Lap Tm	Diff	Time of Day
(11) Patrick FORMAN			
1			10:24:55.562
2	57.501	+1.293	10:25:53.063
3	56.671	+0.463	10:26:49.734
4	58.090	+1.882	10:27:47.824
5	56.405	+0.197	10:28:44.229
6	56.282	+0.074	10:29:40.511
7	56.419	+0.211	10:30:36.930
8	58.043	+1.835	10:31:34.973
9	56.208		10:32:31.181
10	57.773	+1.565	10:33:28.954

Lap	Lap Tm	Diff	Time of Day
(122) David SUDDER			
1			10:24:56.854
2	58.179	+0.177	10:25:55.033
3	58.311	+0.309	10:26:53.344
4	59.456	+1.454	10:27:52.800
5	1:00.446	+2.444	10:28:53.246
6	58.746	+0.744	10:29:51.992
7	58.239	+0.237	10:30:50.231
8	58.002		10:31:48.233
9	59.561	+1.559	10:32:47.794
10	59.158	+1.156	10:33:46.952

Lap	Lap Tm	Diff	Time of Day
(72) Douglas SHEARER			
1			10:24:58.482
2	59.225	+0.958	10:25:57.707
3	58.541	+0.274	10:26:56.248
4	58.267		10:27:54.515
5	58.713	+0.446	10:28:53.228
6	59.054	+0.787	10:29:52.282
7	58.291	+0.024	10:30:50.573
8	59.684	+1.417	10:31:50.257
9	59.970	+1.703	10:32:50.227
10	59.290	+1.023	10:33:49.517

Lap	Lap Tm	Diff	Time of Day
(79) James ROTHERAY			
1			10:24:59.881
2	1:00.306		10:26:00.187
3	1:00.986	+0.680	10:27:01.173
4	1:00.538	+0.232	10:28:01.711
5	1:01.895	+1.589	10:29:03.606
6	1:02.163	+1.857	10:30:05.769
7	1:01.763	+1.457	10:31:07.532
8	1:01.419	+1.113	10:32:08.951
9	1:03.721	+3.415	10:33:12.672
10	1:01.620	+1.314	10:34:14.292

Lap	Lap Tm	Diff	Time of Day
(75) Harry PULLAR			
1			10:24:57.757
2	57.525	+1.217	10:25:55.282
3	57.574	+1.266	10:26:52.856
4	56.617	+0.309	10:27:49.473
5	56.308		10:28:45.781
6	56.374	+0.066	10:29:42.155
7	56.408	+0.100	10:30:38.563
8	57.141	+0.833	10:31:35.704

Lap	Lap Tm	Diff	Time of Day
(67) Derek BURNS			
1			10:24:54.842
2	1:00.332		10:25:55.174
3	1:03.659	+3.327	10:26:58.833
4	1:05.130	+4.798	10:28:03.963
5	1:13.942	+13.610	10:29:17.905

Clerk of the Course -

Orbits 4

Sig. Time

Chief Timekeeper - Ian Sharp (SMART)

www.amb-it.com

www.mylaps.com

Times on www.mylaps.com & www.smart-timing.co.uk

Licensed to: SMART

KMSC Cupar Motorcycles Pre Injection 600

Knockhill 1.271 Miles

Race 15 - 3rd Race

29/09/2013 10:40

Race (10 Laps) started at 10:23:54

Competitors	Laps										
	1	2	3	4	5	6	7	8	9	10	
Paul BOWERBANK (27)	1	27	80	80	80	80	80	80	80	80	80
Lee TEASDALE (80)	2	80	27	27	27	27	27	27	27	27	27
Derek BURNS (67)	3	67	26	11	26	26	26	26	26	26	26
Allan RENNIE (26)	4	26	11	26	11	11	11	11	11	11	11
Patrick FORMAN (11)	5	11	122	75	75	75	75	75	75	122	122
David SUDDER (122)	6	122	67	122	122	72	122	122	122	72	72
Harry PULLAR (75)	7	75	75	72	72	122	72	72	72	79	79
Douglas SHEARER (72)	8	72	72	67	79	79	79	79	79		
James ROTHERAY (79)	9	79	79	79	67	67					
-	10										

KMSC National Motorcycle Racing

KMSC Cupar Motorcycles Pre Injection 600

Knockhill 1.271 Miles

Race 20 - 4th Race

29/09/2013 13:40

Race (10 Laps)

POLE POSITION

1

1
80 Lee TEASDALE
10

2

27 Paul BOWERBANK
10

3

26 Allan RENNIE
10

2

4
11 Patrick FORMAN
10

5

122 David SUDDER
10

6

72 Douglas SHEARER
10

3

7
79 James ROTHERAY
10

8

75 Harry PULLAR
8

9

67 Derek BURNS
5

4

10
169 Chris RICHAL

KMSC Lightweights & KMSC Classics Championships

Knockhill 1.271 Miles

Race 16 - 3rd Race

29/09/2013 11:00

Race (10 Laps) started at 10:41:13

Pos	No.	Name	Make/Model	CC	Class Code	Laps	Total Tm	Diff	Best Tm	Best Spd
1	24	Craig SHIRLAW	Kawasaki	ER6	SL	10	9:19.018		55.271	82.804
2	8	Lewis ROLLO	Aprilla	450	SL	10	9:19.505	0.487	55.123	83.027
3	81	Gavin DONALD	Kawasaki	ER6	SL	10	9:45.646	26.628	57.796	79.187
4	21	Grant REID	Kawasaki	ZXR4C	SL	10	9:46.446	27.428	57.688	79.335
5	15	Keith DICKIE	Suzuki	SV65C	SL	10	9:48.444	29.426	58.090	78.786
6	78	Lee TEASDALE	WK Bikes		SL	10	9:48.690	29.672	57.772	79.220
7	13	Andrew BARTON	Yamaha	FZR4C	SL	10	9:56.170	37.152	58.577	78.131
8	70	John ANDRUCCI	Suzuki	GSXR	PCS	10	10:05.129	46.111	59.280	77.204
9	39	Stuart HAMILTON	Kawasaki	ZXR4C	SL	10	10:09.660	50.642	59.724	76.631
10	7	Mark BOWRAN	SV Supertwin	650	SL	10	10:09.715	50.697	59.117	77.417
11	118	Rod WALKER	Kawasaki	ZXR4C	SL	9	9:20.351	1 Lap	1:00.746	75.341
12	25	James PURVIS	Yamaha	FZR4C	SL	9	9:28.659	1 Lap	1:01.970	73.853
13	66	Kevin WATRET	Kawasaki	ER6	SL	9	9:28.917	1 Lap	1:02.130	73.663
14	60	Dougie BROWN	Yamaha	FZR4C	SL	9	9:30.271	1 Lap	59.194	77.317
15	56	Phil WALTERS	Suzuki	SV66E	SL	9	10:04.554	1 Lap	1:05.197	70.198
16	194	Robyn LINDSAY	Kawasaki	ZXR4C	SL	9	10:05.517	1 Lap	1:05.676	69.686
17	45	Nick ANSON	Suzuki	SV64C	SL	9	10:13.777	1 Lap	1:06.213	69.121

Not classified ()

DNS	33	Graeme BODEL	Suzuki	SV65C	SL			DNS		-
DNS	55	Tom ROBINSON	Yamaha	FZR4C	SL			DNS		-

Announcements

New Track Record (55.123) for KMSC Scottish Lightweights by Lewis ROLLO.

Margin of Victory	Avg. Speed	Best Lap Tm	Best Spd	Best Lap by
0.487	81.870	55.123	83.027	8 - Lewis ROLLO

Clerk of the Course -

Orbits 4

Sig. Time
Chief Timekeeper - Ian Sharp (SMART)

www.amb-it.com
www.mylaps.com

Times on www.mylaps.com & www.smart-timing.co.uk

Licensed to: SMART

KMSC National Motorcycle Racing

KMSC Lightweights & KMSC Classics Championships

Knockhill 1.271 Miles

Race 16 - 3rd Race

29/09/2013 11:00

Race (10 Laps) started at 10:41:13



Lap	Lap Tm	Diff	Time of Day
7	1:06.105	+0.429	10:49:07.438
8	1:05.682	+0.006	10:50:13.120
9	1:06.113	+0.437	10:51:19.233

(45) Nick ANSON

Lap	Lap Tm	Diff	Time of Day
1			10:42:26.307
2	1:06.640	+0.427	10:43:32.947
3	1:07.441	+1.228	10:44:40.388
4	1:08.078	+1.865	10:45:48.466
5	1:08.113	+1.900	10:46:56.579
6	1:06.213		10:48:02.792
7	1:07.946	+1.733	10:49:10.738
8	1:07.864	+1.651	10:50:18.602
9	1:08.891	+2.678	10:51:27.493

Lap Lap Tm Diff Time of Day

Lap Lap Tm Diff Time of Day

Clerk of the Course -

Orbits 4

Sig. Time

Chief Timekeeper - Ian Sharp (SMART)

www.amb-it.com

www.mylaps.com

Times on www.mylaps.com & www.smart-timing.co.uk

Licensed to: SMART

KMSC Lightweights & KMSC Classics Championships

Knockhill 1.271 Miles

Race 16 - 3rd Race

29/09/2013 11:00

Race (10 Laps) started at 10:41:13

Competitors	Laps									
	1	2	3	4	5	6	7	8	9	10
Craig SHIRLAW (24)	1	24	24	24	24	24	24	24	24	24
Lewis ROLLO (8)	2	8	8	8	8	8	8	8	8	8
Gavin DONALD (81)	3	81	81	81	81	81	81	81	81	81
Keith DICKIE (15)	4	15	15	15	15	21	21	21	21	21
Grant REID (21)	5	21	21	21	21	15	15	15	15	15
Lee TEASDALE (78)	6	78	78	78	78	78	78	78	78	78
Dougie BROWN (60)	7	60	60	13	13	13	13	13	13	13
Andrew BARTON (13)	8	13	13	60	60	60	60	70	70	70
Stuart HAMILTON (39)	9	39	39	70	70	70	70	60	39	39
John ANDRUCCI (70)	10	70	70	39	39	39	39	39	7	7
Kevin WATRET (66)	11	66	7	7	7	7	7	7	7	118
Mark BOWRAN (7)	12	7	66	66	118	118	118	118	25	
James PURVIS (25)	13	25	25	118	66	66	25	25	25	66
Phil WALTERS (56)	14	56	118	25	25	25	66	66	66	60
Rod WALKER (118)	15	118	56	56	56	56	56	56	56	56
Nick ANSON (45)	16	45	45	45	45	194	194	194	194	194
Robyn LINDSAY (194)	17	194	194	194	194	45	45	45	45	45
-	18									
-	19									

KMSC Superstock 600 Championship

Knockhill 1.271 Miles

Race 17 - 3rd Race

29/09/2013 11:20

Race (10 Laps) started at 10:56:48

Pos	No.	Name	Make/Model	CC	Class Code	Laps	Total Tm	Diff	Best Tm	Best Spd
1	94	Greg GILFILLAN	Kawasaki	ZX6R 600	S6	10	8:51.586		52.584	87.036
2	49	Paul McCLUNG	Kawasaki	ZX6R 600	S6	10	8:58.060	6.474	52.197	87.681
3	30	Liam SHELLCOCK	Yamaha	R6 600	S6	10	8:58.224	6.638	53.099	86.191
4	71	Chris COOK	Kawasaki	ZX6R 600	S6	10	9:05.144	13.558	53.287	85.887
5	12	William MONIE	Yamaha	R6 600	S6	10	9:06.547	14.961	52.942	86.447
6	39	Stuart McINTYRE	Suzuki	GSXR 600	S6	10	9:07.653	16.067	53.752	85.144
7	20	Mark HERITAGE	Kawasaki	ZX6R 600	S6	10	9:08.117	16.531	54.046	84.681
8	91	Cathal LAVERTY	Yamaha	R6 600	S6	10	9:10.435	18.849	54.259	84.349
9	130	Douglas CUNNINGHAM	Yamaha	R6 600	S6	10	9:12.027	20.441	54.571	83.867
10	97	Sammi TASKER	Suzuki	GSXR 600	S6	10	9:12.544	20.958	54.359	84.194
11	3	Angus MEARNES	Yamaha	R6 600	S6	10	9:12.963	21.377	54.209	84.427
12	45	Ewan GRAY	Kawasaki	ZX6R 600	S6	10	9:17.845	26.259	54.687	83.689
13	36	Mark CUMMING	Yamaha	R6 600	S6	10	9:19.537	27.951	54.781	83.545
14	19	Kristopher DUNCAN	Kawasaki	ZX6R 600	S6	10	9:20.606	29.020	54.872	83.406
15	96	Grant CAMPBELL	Kawasaki	ZX6R 600	S6	10	9:22.627	31.041	54.981	83.241
16	37	Steven CURRIE	Kawasaki	VRX 600	S6	10	9:24.001	32.415	55.342	82.698
17	67	Robert SMART	Suzuki	GSXR 600	S6	10	9:26.088	34.502	55.438	82.555
18	18	Andy DUNNETT	Yamaha	R6 600	S6	10	9:26.273	34.687	54.848	83.443
19	88	Graham PIRIE	Yamaha	R6 600	S6	10	9:28.692	37.106	55.076	83.098
20	28	Paul BOWERBANK	Kawasaki	ZXX6R 600	S6	10	9:30.504	38.918	55.932	81.826
21	5	Iain BARRY	Yamaha	R6 600	S6	10	9:31.375	39.789	55.889	81.889
22	21	David JACKSON	Suzuki	GSXR 600	S6	10	9:43.470	51.884	57.256	79.934
23	32	Matthew KERR	Yamaha	R6 600	S6	10	9:48.740	57.154	56.490	81.018
24	64	Gavin JONES	Yamaha	R6 600	S6	9	8:58.506	1 Lap	58.374	78.403
25	191	Mark STEPHENSON	Yamaha	R6 600	S6	9	9:02.061	1 Lap	58.860	77.755
26	69	Douglas HOUSTON	Triumph	675	S6	9	9:22.330	1 Lap	1:00.925	75.120
Not classified ()										
DNF	77	Stuart JACKSON	Yamaha	R6 600	S6	8	7:46.860	DNF	56.348	81.222
DNF	121	Callum PATERSON	Yamaha	R6 600	S6	5	4:30.231	DNF	52.796	86.686
DNS	27	Bruce SMART	Yamaha	R6 600	S6			DNS		-
DNS	29	Daniel MacCLEAN	Honda	CBR 600RR	S6			DNS		-
DNS	33	Mark FEARN	Kawasaki	ZX6R 600	S6			DNS		-

Announcements

Bike No.32 - Racetime includes 10 second time penalty - Wrong grid position.

Bike No.12 - Racetime includes 10 second time penalty - Overtaking under yellow flags.

Margin of Victory	Avg. Speed	Best Lap Tm	Best Spd	Best Lap by
6.474	86.095	52.197	87.681	49 - Paul McCLUNG

Clerk of the Course -

Orbits 4

Sig. Time
 Chief Timekeeper - Ian Sharp (SMART)

www.amb-it.com
 www.mylaps.com

Times on www.mylaps.com & www.smart-timing.co.uk

Licensed to: SMART

KMSC National Motorcycle Racing

KMSC Superstock 600 Championship

Race 17 - 3rd Race

Race (10 Laps) started at 10:56:48

Knockhill 1.271 Miles

29/09/2013 11:20

Lap	Lap Tm	Diff	Time of Day
(94) Greg GILFILLAN			
1			10:57:44.245
2	53.063	+0.479	10:58:37.308
3	52.662	+0.078	10:59:29.970
4	52.584		11:00:22.554
5	52.717	+0.133	11:01:15.271
6	52.848	+0.264	11:02:08.119
7	53.250	+0.666	11:03:01.369
8	52.586	+0.002	11:03:53.955
9	53.438	+0.854	11:04:47.393
10	53.057	+0.473	11:05:40.450

Lap	Lap Tm	Diff	Time of Day
(49) Paul McCLUNG			
1			10:57:50.139
2	53.715	+1.518	10:58:43.854
3	52.943	+0.746	10:59:36.797
4	52.771	+0.574	11:00:29.568
5	53.125	+0.928	11:01:22.693
6	52.885	+0.688	11:02:15.578
7	53.882	+1.685	11:03:09.460
8	52.428	+0.231	11:04:01.888
9	52.197		11:04:54.085
10	52.839	+0.642	11:05:46.924

Lap	Lap Tm	Diff	Time of Day
(30) Liam SHELLCOCK			
1			10:57:45.655
2	53.561	+0.462	10:58:39.216
3	53.198	+0.099	10:59:32.414
4	53.368	+0.269	11:00:25.782
5	53.099		11:01:18.881
6	54.010	+0.911	11:02:12.891
7	53.378	+0.279	11:03:06.269
8	53.381	+0.282	11:03:59.650
9	53.146	+0.047	11:04:52.796
10	54.292	+1.193	11:05:47.088

Lap	Lap Tm	Diff	Time of Day
(71) Chris COOK			
1			10:57:46.401
2	53.613	+0.326	10:58:40.014
3	53.287		10:59:33.301
4	53.403	+0.116	11:00:26.704
5	53.525	+0.238	11:01:20.229
6	54.675	+1.388	11:02:14.904
7	54.485	+1.198	11:03:09.389
8	54.502	+1.215	11:04:03.891
9	54.354	+1.067	11:04:58.245
10	55.763	+2.476	11:05:54.008

Lap	Lap Tm	Diff	Time of Day
(12) William MONIE			
1			10:57:45.944
2	53.376	+0.434	10:58:39.320
3	53.126	+0.184	10:59:32.446
4	52.981	+0.039	11:00:25.427
5	53.010	+0.068	11:01:18.437
6	52.942		11:02:11.379
7	53.682	+0.740	11:03:05.061
8	53.204	+0.262	11:03:58.265
9	53.524	+0.582	11:04:51.789
10	53.622	+0.680	11:05:45.411

Lap	Lap Tm	Diff	Time of Day
(39) Stuart McINTYRE			
1			10:57:47.843
2	54.047	+0.295	10:58:41.890
3	54.050	+0.298	10:59:35.940
4	54.472	+0.720	11:00:30.412
5	53.752		11:01:24.164
6	54.855	+1.103	11:02:19.019
7	54.630	+0.878	11:03:13.649
8	54.158	+0.406	11:04:07.807
9	54.396	+0.644	11:05:02.203
10	54.314	+0.562	11:05:56.517

Lap	Lap Tm	Diff	Time of Day
(20) Mark HERITAGE			
1			10:57:46.892
2	54.545	+0.499	10:58:41.437
3	54.124	+0.078	10:59:35.561
4	54.378	+0.332	11:00:29.939
5	54.709	+0.663	11:01:24.648
6	54.869	+0.823	11:02:19.517
7	54.631	+0.585	11:03:14.148
8	54.046		11:04:08.194
9	54.372	+0.326	11:05:02.566
10	54.415	+0.369	11:05:56.981

Lap	Lap Tm	Diff	Time of Day
(91) Cathal LAVERTY			
1			10:57:47.596
2	54.413	+0.154	10:58:42.009
3	54.281	+0.022	10:59:36.290
4	54.342	+0.083	11:00:30.632
5	54.321	+0.062	11:01:24.953
6	54.993	+0.734	11:02:19.946
7	54.599	+0.340	11:03:14.545
8	54.259		11:04:08.804
9	55.025	+0.766	11:05:03.829
10	55.470	+1.211	11:05:59.299

Lap	Lap Tm	Diff	Time of Day
(130) Douglas CUNNINGHAM			
1			10:57:47.865
2	54.932	+0.361	10:58:42.797
3	54.691	+0.120	10:59:37.488
4	54.881	+0.310	11:00:32.369
5	54.668	+0.097	11:01:27.037
6	54.824	+0.253	11:02:21.861
7	54.571		11:03:16.432
8	54.806	+0.235	11:04:11.238
9	54.892	+0.321	11:05:06.130
10	54.761	+0.190	11:06:00.891

Lap	Lap Tm	Diff	Time of Day
(97) Sammi TASKER			
1			10:57:48.553
2	55.047	+0.688	10:58:43.600
3	54.519	+0.160	10:59:38.119
4	55.124	+0.765	11:00:33.243
5	54.359		11:01:27.602
6	55.109	+0.750	11:02:22.711
7	54.371	+0.012	11:03:17.082
8	54.502	+0.143	11:04:11.584
9	55.282	+0.923	11:05:06.866
10	54.542	+0.183	11:06:01.408

(3) Angus MEARNS			
-------------------------	--	--	--

Lap	Lap Tm	Diff	Time of Day
(45) Ewan GRAY			
1			10:57:49.680
2	55.165	+0.956	10:58:44.845
3	54.262	+0.053	10:59:39.107
4	54.348	+0.139	11:00:33.455
5	54.727	+0.518	11:01:28.182
6	54.963	+0.754	11:02:23.145
7	54.745	+0.536	11:03:17.890
8	54.209		11:04:12.099
9	55.194	+0.985	11:05:07.293
10	54.534	+0.325	11:06:01.827

Lap	Lap Tm	Diff	Time of Day
(45) Ewan GRAY			
1			10:57:48.505
2	54.687		10:58:43.192
3	54.765	+0.078	10:59:37.957
4	55.954	+1.267	11:00:33.911
5	55.001	+0.314	11:01:28.912
6	55.343	+0.656	11:02:24.255
7	55.028	+0.341	11:03:19.283
8	55.649	+0.962	11:04:14.932
9	55.975	+1.288	11:05:10.907
10	55.802	+1.115	11:06:06.709

Lap	Lap Tm	Diff	Time of Day
(36) Mark CUMMING			
1			10:57:49.201
2	55.846	+1.065	10:58:45.047
3	55.689	+0.908	10:59:40.736
4	54.781		11:00:35.517
5	55.280	+0.499	11:01:30.797
6	56.029	+1.248	11:02:26.826
7	55.719	+0.938	11:03:22.545
8	55.300	+0.519	11:04:17.845
9	55.434	+0.653	11:05:13.279
10	55.122	+0.341	11:06:08.401

Lap	Lap Tm	Diff	Time of Day
(19) Kristopher DUNCAN			
1			10:57:50.841
2	55.794	+0.922	10:58:46.635
3	55.359	+0.487	10:59:41.994
4	55.115	+0.243	11:00:37.109
5	55.688	+0.816	11:01:32.797
6	55.641	+0.769	11:02:28.438
7	55.211	+0.339	11:03:23.649
8	54.872		11:04:18.521
9	55.080	+0.208	11:05:13.601
10	55.869	+0.997	11:06:09.470

Lap	Lap Tm	Diff	Time of Day
(96) Grant CAMPBELL			
1			10:57:51.093
2	55.982	+1.001	10:58:47.075
3	55.279	+0.298	10:59:42.354
4	54.981		11:00:37.335
5	55.815	+0.834	11:01:33.150
6	55.989	+1.008	11:02:29.139
7	55.499	+0.518	11:03:24.638
8	56.061	+1.080	11:04:20.699
9	55.807	+0.826	11:05:16.506
10	54.985	+0.004	11:06:11.491

(37) Steven CURRIE			
1			10:57:50.123

Clerk of the Course -

Sig.

Time

Chief Timekeeper - Ian Sharp (SMART)

Times on www.mylaps.com & www.smart-timing.co.uk

Printed: 30/09/2013 18:44:31

Orbits 4

www.amb-it.com

www.mylaps.com

Licensed to: SMART

KMSC National Motorcycle Racing

KMSC Superstock 600 Championship

Knockhill 1.271 Miles

Race 17 - 3rd Race

29/09/2013 11:20

Race (10 Laps) started at 10:56:48

Lap	Lap Tm	Diff	Time of Day
2	56.180	+0.838	10:58:46.303
3	55.517	+0.175	10:59:41.820
4	55.754	+0.412	11:00:37.574
5	55.701	+0.359	11:01:33.275
6	55.900	+0.558	11:02:29.175
7	55.342		11:03:24.517
8	56.015	+0.673	11:04:20.532
9	56.328	+0.986	11:05:16.860
10	56.005	+0.663	11:06:12.865

(67) Robert SMART

1			10:57:51.989
2	56.053	+0.615	10:58:48.042
3	56.013	+0.575	10:59:44.055
4	55.704	+0.266	11:00:39.759
5	56.021	+0.583	11:01:35.780
6	56.502	+1.064	11:02:32.282
7	56.083	+0.645	11:03:28.365
8	55.438		11:04:23.803
9	55.686	+0.248	11:05:19.489
10	55.463	+0.025	11:06:14.952

(18) Andy DUNNETT

1			10:57:52.968
2	56.424	+1.576	10:58:49.392
3	55.692	+0.844	10:59:45.084
4	56.055	+1.207	11:00:41.139
5	55.494	+0.646	11:01:36.633
6	56.253	+1.405	11:02:32.886
7	55.961	+1.113	11:03:28.847
8	55.335	+0.487	11:04:24.182
9	56.107	+1.259	11:05:20.289
10	54.848		11:06:15.137

(88) Graham PIRIE

1			10:57:54.650
2	57.165	+2.089	10:58:51.815
3	56.472	+1.396	10:59:48.287
4	55.564	+0.488	11:00:43.851
5	55.187	+0.111	11:01:39.038
6	56.556	+1.480	11:02:35.594
7	55.076		11:03:30.670
8	55.920	+0.844	11:04:26.590
9	55.633	+0.557	11:05:22.223
10	55.333	+0.257	11:06:17.556

(28) Paul BOWERBANK

1			10:57:52.618
2	56.303	+0.371	10:58:48.921
3	56.164	+0.232	10:59:45.085
4	55.932		11:00:41.017
5	56.373	+0.441	11:01:37.390
6	56.520	+0.588	11:02:33.910
7	56.465	+0.533	11:03:30.375
8	56.307	+0.375	11:04:26.682
9	56.402	+0.470	11:05:23.084
10	56.284	+0.352	11:06:19.368

(5) Iain BARRY

1			10:57:52.763
2	56.944	+1.055	10:58:49.707

Lap	Lap Tm	Diff	Time of Day
3	56.273	+0.384	10:59:45.980
4	56.318	+0.429	11:00:42.298
5	56.364	+0.475	11:01:38.662
6	57.435	+1.546	11:02:36.097
7	56.068	+0.179	11:03:32.165
8	55.889		11:04:28.054
9	56.051	+0.162	11:05:24.105
10	56.134	+0.245	11:06:20.239

(21) David JACKSON

1			10:57:53.599
2	57.793	+0.537	10:58:51.392
3	57.841	+0.585	10:59:49.233
4	57.778	+0.522	11:00:47.011
5	57.619	+0.363	11:01:44.630
6	57.994	+0.738	11:02:42.624
7	57.417	+0.161	11:03:40.041
8	57.697	+0.441	11:04:37.738
9	57.340	+0.084	11:05:35.078
10	57.256		11:06:32.334

(32) Matthew KERR

1			10:57:53.961
2	58.987	+2.497	10:58:52.948
3	56.653	+0.163	10:59:49.601
4	56.712	+0.222	11:00:46.313
5	56.490		11:01:42.803
6	57.413	+0.923	11:02:40.216
7	57.013	+0.523	11:03:37.229
8	56.880	+0.390	11:04:34.109
9	56.775	+0.285	11:05:30.884
10	56.720	+0.230	11:06:27.604

(64) Gavin JONES

1			10:57:56.157
2	59.706	+1.332	10:58:55.863
3	58.789	+0.415	10:59:54.652
4	58.807	+0.433	11:00:53.459
5	58.412	+0.038	11:01:51.871
6	58.604	+0.230	11:02:50.475
7	58.374		11:03:48.849
8	59.633	+1.259	11:04:48.482
9	58.888	+0.514	11:05:47.370

(191) Mark STEPHENSON

1			10:57:57.105
2	59.270	+0.410	10:58:56.375
3	58.860		10:59:55.235
4	59.292	+0.432	11:00:54.527
5	59.103	+0.243	11:01:53.630
6	59.392	+0.532	11:02:53.022
7	58.905	+0.045	11:03:51.927
8	59.962	+1.102	11:04:51.889
9	59.036	+0.176	11:05:50.925

(69) Douglas HOUSTON

1			10:57:58.136
2	1:01.086	+0.161	10:58:59.222
3	1:00.925		11:00:00.147
4	1:01.378	+0.453	11:01:01.525
5	1:02.391	+1.466	11:02:03.916

Lap	Lap Tm	Diff	Time of Day
6	1:02.284	+1.359	11:03:06.200
7	1:01.862	+0.937	11:04:08.062
8	1:01.854	+0.929	11:05:09.916
9	1:01.278	+0.353	11:06:11.194

(77) Stuart JACKSON

1			10:57:54.203
2	57.558	+1.210	10:58:51.761
3	57.279	+0.931	10:59:49.040
4	56.348		11:00:45.388
5	56.488	+0.140	11:01:41.876
6	57.083	+0.735	11:02:38.959
7	56.614	+0.266	11:03:35.573
8	1:00.151	+3.803	11:04:35.724

(121) Callum PATERSON

1			10:57:45.731
2	53.553	+0.757	10:58:39.284
3	53.363	+0.567	10:59:32.647
4	53.652	+0.856	11:00:26.299
5	52.796		11:01:19.095

Clerk of the Course -

Orbits 4

Sig. Time
 Chief Timekeeper - Ian Sharp (SMART)
 Times on www.mylaps.com & www.smart-timing.co.uk

www.amb-it.com
www.mylaps.com
 Licensed to: SMART

KMSC Superstock 600 Championship

Knockhill 1.271 Miles

Race 17 - 3rd Race

29/09/2013 11:20

Race (10 Laps) started at 10:56:48

Competitors	Laps										
	1	2	3	4	5	6	7	8	9	10	
Greg GILFILLAN (94)	1	94	94	94	94	94	94	94	94	94	94
Liam SHELLCOCK (30)	2	30	30	30	12	12	12	12	12	12	12
Callum PATERSON (121)	3	121	121	12	30	30	30	30	30	49	49
William MONIE (12)	4	12	12	121	121	121	71	71	49	49	30
Chris COOK (71)	5	71	71	71	71	49	49	71	71	71	71
Mark HERITAGE (20)	6	20	20	20	49	49	39	39	39	39	39
Cathal LAVERTY (91)	7	91	39	39	20	39	20	20	20	20	20
Stuart McINTYRE (39)	8	39	91	91	39	20	91	91	91	91	91
Douglas CUNNINGHAM (130)	9	130	130	49	91	91	130	130	130	130	130
Ewan GRAY (45)	10	45	45	130	130	130	97	97	97	97	97
Sammi TASKER (97)	11	97	97	45	97	97	3	3	3	3	3
Mark CUMMING (36)	12	36	49	97	3	3	45	45	45	45	45
Angus MEARNES (3)	13	3	3	3	45	45	36	36	36	36	36
Steven CURRIE (37)	14	37	36	36	36	36	19	19	19	19	19
Paul McCLUNG (49)	15	49	37	37	19	19	96	37	37	96	96
Kristopher DUNCAN (19)	16	19	19	19	96	96	37	96	96	37	37
Grant CAMPBELL (96)	17	96	96	96	37	37	67	67	67	67	67
Robert SMART (67)	18	67	67	67	67	67	18	18	18	18	18
Paul BOWERBANK (28)	19	28	28	18	28	18	28	28	88	88	88
Iain BARRY (5)	20	5	18	28	18	28	88	88	28	28	28
Andy DUNNETT (18)	21	18	5	5	5	5	5	5	5	5	5
David JACKSON (21)	22	21	21	88	88	88	77	77	32	32	32
Matthew KERR (32)	23	32	77	77	77	77	32	32	77	21	21
Stuart JACKSON (77)	24	77	88	21	32	32	21	21	21	64	64
Graham PIRIE (88)	25	88	32	32	21	21	64	64	64	191	191
Gavin JONES (64)	26	64	64	64	64	64	191	191	191	69	69
Mark STEPHENSON (191)	27	191	191	191	191	191	69	69	69		
Douglas HOUSTON (69)	28	69	69	69	69	69					
-	29										
-	30										
-	31										

KMSC Skinner Motorcycles 125 Championships

Knockhill 1.271 Miles

Race 18 - 4th Race - Re-start

29/09/2013 13:05

Race (8 Laps) started at 12:51:04

Pos	No.	Name	Make/Model	CC	Class Code	Laps	Total Tm	Diff	Best Tm	Best Spd
1	99	Callum GRIGOR	Kawasaki	Ninja	F125	8	8:25.164		1:02.642	73.061
2	79	Ashley ROBSON	Aprillia	RS 12	F125	8	8:51.466	26.302	1:05.126	70.274
3	7	Ti McKINTOSH	Kawasaki	300	F125	8	8:51.618	26.454	1:05.389	69.992
4	12	Jordan GILL	Aprillia	RS 12	F125	8	9:06.414	41.250	1:07.380	67.923
5	80	Bethany POLANSKI	Aprillia	RS 12	F125	8	9:23.654	58.490	1:09.209	66.128
6	41	Kieran MURRAY	Aprillia	RS 12	F125	8	9:24.864	59.700	1:08.902	66.423
7	11	Lewis PATERSON	Aprillia	RS 12	F125	8	9:25.016	59.852	1:09.425	65.923
Not classified ()										
DNS	6	Liam SHIPPERLEE	Aprillia	RS 12	F125			DNS		-
DNS	69	Rory SKINNER	Honda	GP 80	F125			DNS		-

Announcements

RED FLAG after Leader completed 1 Lap. Race re-started over 8 Laps.

Margin of Victory	Avg. Speed	Best Lap Tm	Best Spd	Best Lap by
26.302	72.478	1:02.642	73.061	99 - Callum GRIGOR

Clerk of the Course -

Orbits 4

Sig. Time
 Chief Timekeeper - Ian Sharp (SMART)

www.amb-it.com
 www.mylaps.com

Times on www.mylaps.com & www.smart-timing.co.uk

Licensed to: SMART

KMSC National Motorcycle Racing

KMSC Skinner Motorcycles 125 Championships

Knockhill 1.271 Miles

Race 18 - 4th Race - Re-start

29/09/2013 13:05

Race (8 Laps) started at 12:51:04

Lap	Lap Tm	Diff	Time of Day
(99) Callum GRIGOR			
1			12:52:09.826
2	1:02.800	+0.158	12:53:12.626
3	1:02.698	+0.056	12:54:15.324
4	1:03.005	+0.363	12:55:18.329
5	1:02.829	+0.187	12:56:21.158
6	1:02.876	+0.234	12:57:24.034
7	1:02.642		12:58:26.676
8	1:02.751	+0.109	12:59:29.427

(79) Ashley ROBSON			
1			12:52:15.332
2	1:06.098	+0.972	12:53:21.430
3	1:06.071	+0.945	12:54:27.501
4	1:06.302	+1.176	12:55:33.803
5	1:05.407	+0.281	12:56:39.210
6	1:06.110	+0.984	12:57:45.320
7	1:05.126		12:58:50.446
8	1:05.283	+0.157	12:59:55.729

(7) Ti McKINTOSH			
1			12:52:14.512
2	1:06.084	+0.695	12:53:20.596
3	1:06.493	+1.104	12:54:27.089
4	1:06.430	+1.041	12:55:33.519
5	1:05.855	+0.466	12:56:39.374
6	1:05.646	+0.257	12:57:45.020
7	1:05.389		12:58:50.409
8	1:05.472	+0.083	12:59:55.881

(12) Jordan GILL			
1			12:52:15.235
2	1:07.500	+0.120	12:53:22.735
3	1:08.000	+0.620	12:54:30.735
4	1:08.711	+1.331	12:55:39.446
5	1:08.285	+0.905	12:56:47.731
6	1:07.894	+0.514	12:57:55.625
7	1:07.672	+0.292	12:59:03.297
8	1:07.380		13:00:10.677

(80) Bethany POLANSKI			
1			12:52:18.748
2	1:10.925	+1.716	12:53:29.673
3	1:10.052	+0.843	12:54:39.725
4	1:09.787	+0.578	12:55:49.512
5	1:09.535	+0.326	12:56:59.047
6	1:09.494	+0.285	12:58:08.541
7	1:10.167	+0.958	12:59:18.708
8	1:09.209		13:00:27.917

(41) Kieran MURRAY			
1			12:52:19.810
2	1:11.086	+2.184	12:53:30.896
3	1:10.150	+1.248	12:54:41.046
4	1:09.311	+0.409	12:55:50.357
5	1:09.795	+0.893	12:57:00.152
6	1:10.930	+2.028	12:58:11.082
7	1:08.902		12:59:19.984
8	1:09.143	+0.241	13:00:29.127

Lap	Lap Tm	Diff	Time of Day
(11) Lewis PATERSON			
1			12:52:19.111
2	1:10.354	+0.929	12:53:29.465
3	1:10.472	+1.047	12:54:39.937
4	1:10.207	+0.782	12:55:50.144
5	1:10.416	+0.991	12:57:00.560
6	1:09.731	+0.306	12:58:10.291
7	1:09.425		12:59:19.716
8	1:09.563	+0.138	13:00:29.279

Lap	Lap Tm	Diff	Time of Day
-----	--------	------	-------------

Clerk of the Course -

Sig. Time

Chief Timekeeper - Ian Sharp (SMART)

Times on www.mylaps.com & www.smart-timing.co.uk

Orbits 4

www.amb-it.com

www.mylaps.com

Licensed to: SMART

KMSC Skinner Motorcycles 125 Championships

Knockhill 1.271 Miles

Race 18 - 4th Race - Re-start

29/09/2013 13:05

Race (8 Laps) started at 12:51:04

Competitors	Laps							
	1	2	3	4	5	6	7	8
Callum GRIGOR (99)	1	99	99	99	99	99	99	99
Ti McKINTOSH (7)	2	7	7	7	7	79	7	79
Jordan GILL (12)	3	12	79	79	79	7	79	7
Ashley ROBSON (79)	4	79	12	12	12	12	12	12
Bethany POLANSKI (80)	5	80	11	80	80	80	80	80
Lewis PATERSON (11)	6	11	80	11	11	41	11	41
Kieran MURRAY (41)	7	41	41	41	41	11	41	11
-	8							
-	9							

KMSC National Motorcycle Racing

KMSC Skinner Motorcycles 125 Championships

Knockhill 1.271 Miles

Race 23 - 5th Race

29/09/2013 14:40

Race (10 Laps)

POLE POSITION

1

1
99 Callum GRIGOR
8

2

79 Ashley ROBSON
8

3

7 Ti McKINTOSH
8

2

4
12 Jordan GILL
8

5

80 Bethany POLANSKI
8

6

41 Kieran MURRAY
8

3

7
11 Lewis PATERSON
8

8

6 Liam SHIPPERLEE

9

69 Rory SKINNER

Scottish Championship Superbikes / KMSC Clubman

Knockhill 1.271 Miles

Race 19 - 2nd Race

29/09/2013 13:20

Race (10 Laps) started at 13:05:56

Pos	No.	Name	Make/Model	CC	Class Code	Laps	Total Tm	Diff	Best Tm	Best Spd
1	31	Torquill PATERSON	Suzuki	GSXR1000	SB	10	8:39.447		51.213	89.366
2	55	Donald MacFADYEN	BMW	S1000RR	SB	10	8:42.730	3.283	51.393	89.053
3	78	Mike KEITH	Kawasaki	ZX10R	SB	10	8:43.480	4.033	51.566	88.754
4	179	Andrew TASKER	Kawasaki	ZXR1000	SB	10	8:45.281	5.834	51.536	88.805
5	17	Martin JOWETT	Kawasaki	1000	SB	10	8:54.806	15.359	52.081	87.876
6	84	Darren ROSS	Kawasaki	ZX10R	C	10	8:55.971	16.524	52.373	87.386
7	36	Roy HOUSTON	Kawasaki	ZX10R	SB	10	8:56.226	16.779	52.730	86.795
8	124	Craig SHIRLAW	Kawasaki	ZX10R	SB	10	8:57.373	17.926	52.945	86.442
9	61	Norman BRUNTON	Yamaha	R1 1000	SB	10	8:58.016	18.569	52.968	86.405
10	47	Alan BRYCE	Suzuki	GSXR 1000	C	10	9:04.445	24.998	53.273	85.910
11	22	Sean COOPER	Kawasaki	ZX10R	SB	10	9:05.608	26.161	53.620	85.354
12	111	Gavin DONALD	BMW	s1000rr	C	10	9:19.930	40.483	54.038	84.694
13	77	Graham DUNCAN	BMW	S1000RR	C	10	9:19.992	40.545	54.759	83.579
14	14	Paul QUINN	Yamaha	R1 1000	C	10	9:23.399	43.952	54.893	83.375
15	24	Andrew LAMOND	BMW	S1000RR	C	10	9:25.752	46.305	54.511	83.959
16	117	Jimmy SHANKS	KTM	RC8	C	10	9:27.615	48.168	55.671	82.209
17	89	Andrew HUNTER	Suzuki	GSXR 1000	C	10	9:31.742	52.295	55.859	81.933
18	72	Victor CORRIERI	Ducati	1198	C	9	8:42.836	1 Lap	56.042	81.665
19	63	Kenny PATERSON	Ducati	1198	C	9	8:44.780	1 Lap	56.609	80.847
20	65	Craig COX	Yamaha	R1 1000	C	9	8:47.408	1 Lap	57.061	80.207
21	23	Maurice RAE	Ducati	1198	C	9	8:48.776	1 Lap	57.596	79.462
22	33	Graeme BODEL	Ducati	1098	C	9	8:59.093	1 Lap	57.835	79.133
23	64	Brian MacKIE	Ducati	1100	C	9	9:12.245	1 Lap	59.332	77.137
24	71	Leigh BROOKS	Yamaha	R1	SB	9	9:21.033	1 Lap	1:00.612	75.508

Not classified ()

DNF	165	Alan BAILEY	Suzuk	GSXR 1000K7	SB	7	6:26.120	DNF	53.655	85.298
DNF	11	Richard HUGHES	Suzuki	GSXR1000	C	2	2:03.532	DNF	1:01.301	74.659
DNF	6	Alan DAVISON	Ducati	1198	C	1	1:11.196	DNF	-	-
DNS	69	Bryan CAMPBELL	Kawasaki	ZX10	SB			DNS	-	-
DNS	66	Derek BUTCHER	Ducati	1198	C			DNS	-	-

Announcements

Bike No.24 - Racetime includes 10 second Jump Start penalty.

New Track Record (52.373) for KMSC Clubmans by Darren ROSS.

Margin of Victory	Avg. Speed	Best Lap Tm	Best Spd	Best Lap by
3.283	88.107	51.213	89.366	31 - Torquill PATERSON

Clerk of the Course -

Orbits 4

Sig. Time

www.amb-it.com

Chief Timekeeper - Ian Sharp (SMART)

www.mylaps.com

Times on www.mylaps.com & www.smart-timing.co.uk

Licensed to: SMART

KMSC National Motorcycle Racing


Scottish Championship Superbikes / KMSC Clubman

Knockhill 1.271 Miles

Race 19 - 2nd Race

29/09/2013 13:20

Race (10 Laps) started at 13:05:56



Lap	Lap Tm	Diff	Time of Day
2	56.054	+0.383	13:07:55.013
3	55.960	+0.289	13:08:50.973
4	55.881	+0.210	13:09:46.854
5	56.127	+0.456	13:10:42.981
6	57.220	+1.549	13:11:40.201
7	55.671		13:12:35.872
8	56.426	+0.755	13:13:32.298
9	56.099	+0.428	13:14:28.397
10	55.822	+0.151	13:15:24.219

(89) Andrew HUNTER

1			13:07:00.757
2	56.624	+0.765	13:07:57.381
3	55.859		13:08:53.240
4	56.244	+0.385	13:09:49.484
5	56.301	+0.442	13:10:45.785
6	56.459	+0.600	13:11:42.244
7	56.842	+0.983	13:12:39.086
8	56.682	+0.823	13:13:35.768
9	56.510	+0.651	13:14:32.278
10	56.068	+0.209	13:15:28.346

(72) Victor CORRIERI

1			13:07:00.944
2	58.339	+2.297	13:07:59.283
3	56.689	+0.647	13:08:55.972
4	57.015	+0.973	13:09:52.987
5	58.168	+2.126	13:10:51.155
6	58.733	+2.691	13:11:49.888
7	56.952	+0.910	13:12:46.840
8	56.042		13:13:42.882
9	56.558	+0.516	13:14:39.440

(63) Kenny PATERSON

1			13:07:02.086
2	58.140	+1.531	13:08:00.226
3	56.832	+0.223	13:08:57.058
4	57.418	+0.809	13:09:54.476
5	57.024	+0.415	13:10:51.500
6	58.200	+1.591	13:11:49.700
7	57.504	+0.895	13:12:47.204
8	57.571	+0.962	13:13:44.775
9	56.609		13:14:41.384

(65) Craig COX

1			13:07:01.764
2	58.009	+0.948	13:07:59.773
3	57.184	+0.123	13:08:56.957
4	57.061		13:09:54.018
5	57.271	+0.210	13:10:51.289
6	58.002	+0.941	13:11:49.291
7	57.632	+0.571	13:12:46.923
8	58.018	+0.957	13:13:44.941
9	59.071	+2.010	13:14:44.012

(23) Maurice RAE

1			13:07:03.087
2	57.704	+0.108	13:08:00.791
3	57.619	+0.023	13:08:58.410
4	58.121	+0.525	13:09:56.531
5	57.839	+0.243	13:10:54.370

Lap	Lap Tm	Diff	Time of Day
6	58.100	+0.504	13:11:52.470
7	57.689	+0.093	13:12:50.159
8	57.596		13:13:47.755
9	57.625	+0.029	13:14:45.380

(33) Graeme BODEL

1			13:07:03.603
2	58.035	+0.200	13:08:01.638
3	57.835		13:08:59.473
4	59.097	+1.262	13:09:58.570
5	1:00.566	+2.731	13:10:59.136
6	59.280	+1.445	13:11:58.416
7	58.718	+0.883	13:12:57.134
8	59.496	+1.661	13:13:56.630
9	59.067	+1.232	13:14:55.697

(64) Brian MacKIE

1			13:07:05.114
2	59.332		13:08:04.446
3	59.592	+0.260	13:09:04.038
4	1:00.496	+1.164	13:10:04.534
5	1:01.073	+1.741	13:11:05.607
6	1:01.251	+1.919	13:12:06.858
7	1:00.710	+1.378	13:13:07.568
8	1:00.239	+0.907	13:14:07.807
9	1:01.042	+1.710	13:15:08.849

(71) Leigh BROOKS

1			13:07:05.551
2	1:01.745	+1.133	13:08:07.296
3	1:02.109	+1.497	13:09:09.405
4	1:01.296	+0.684	13:10:10.701
5	1:02.036	+1.424	13:11:12.737
6	1:01.137	+0.525	13:12:13.874
7	1:01.579	+0.967	13:13:15.453
8	1:01.572	+0.960	13:14:17.025
9	1:00.612		13:15:17.637

(165) Alan BAILEY

1			13:06:56.187
2	53.746	+0.091	13:07:49.933
3	53.857	+0.202	13:08:43.790
4	53.655		13:09:37.445
5	54.001	+0.346	13:10:31.446
6	54.311	+0.656	13:11:25.757
7	56.967	+3.312	13:12:22.724

(11) Richard HUGHES

1			13:06:58.835
2	1:01.301		13:08:00.136

(6) Alan DAVISON

1			13:07:07.800
---	--	--	--------------

Clerk of the Course -

Orbits 4

Sig. Time

Chief Timekeeper - Ian Sharp (SMART)

www.amb-it.com

Times on www.mylaps.com & www.smart-timing.co.uk

www.mylaps.com

Licensed to: SMART

Scottish Championship Superbikes / KMSC Clubman

Knockhill 1.271 Miles

Race 19 - 2nd Race

29/09/2013 13:20

Race (10 Laps) started at 13:05:56

Competitors	Laps										
	1	2	3	4	5	6	7	8	9	10	
Torquil PATERSON (31)	1	31	31	31	31	31	31	31	31	31	31
Donald MacFADYEN (55)	2	55	55	55	55	55	55	55	55	55	55
Mike KEITH (78)	3	78	78	78	78	78	78	78	78	78	78
Andrew TASKER (179)	4	179	179	179	179	179	179	179	179	179	179
Roy HOUSTON (36)	5	36	36	36	36	36	36	36	36	17	17
Craig SHIRLAW (124)	6	124	84	84	84	84	84	17	17	17	84
Darren ROSS (84)	7	84	124	124	124	124	17	84	84	84	36
Norman BRUNTON (61)	8	61	61	61	61	17	124	124	124	124	124
Alan BRYCE (47)	9	47	165	17	17	61	61	61	61	61	61
Alan BAILEY (165)	10	165	17	165	165	47	165	47	47	47	47
Martin JOWETT (17)	11	17	47	47	47	165	47	22	22	22	22
Sean COOPER (22)	12	22	22	22	22	22	22	165	24	24	24
Andrew LAMOND (24)	13	24	24	24	24	24	24	24	77	77	111
Richard HUGHES (11)	14	11	117	117	77	77	77	77	111	111	77
Jimmy SHANKS (117)	15	117	77	77	117	117	111	111	14	14	14
Graham DUNCAN (77)	16	77	14	14	14	14	14	14	117	117	117
Paul QUINN (14)	17	14	89	89	111	111	117	117	89	89	89
Andrew HUNTER (89)	18	89	111	111	89	89	89	89	72	72	72
Victor CORRIERI (72)	19	72	72	72	72	72	65	72	63	63	63
Craig COX (65)	20	65	65	65	65	65	63	65	65	65	65
Kenny PATERSON (63)	21	63	11	63	63	63	72	63	23	23	23
Gavin DONALD (111)	22	111	63	23	23	23	23	23	33	33	33
Maurice RAE (23)	23	23	23	33	33	33	33	33	64	64	64
Graeme BODEL (33)	24	33	33	64	64	64	64	64	71	71	71
Brian MacKIE (64)	25	64	64	71	71	71	71	71			
Leigh BROOKS (71)	26	71	71								
Alan DAVISON (6)	27	6									
-	28										
-	29										

KMSC National Motorcycle Racing

KMSC Superbikes / Clubman Championships

Knockhill 1.271 Miles

Race 24 - 3rd Race

29/09/2013 15:00

Race (10 Laps)

POLE POSITION

1	1 31 Torquil PATERSON 10	2 55 Donald MacFADYEN 10	3 78 Mike KEITH 10
2	4 179 Andrew TASKER 10	5 17 Martin JOWETT 10	6 84 Darren ROSS 10
3	7 36 Roy HOUSTON 10	8 124 Craig SHIRLAW 10	9 61 Norman BRUNTON 10
4	10 47 Alan BRYCE 10	11 22 Sean COOPER 10	12 111 Gavin DONALD 10
5	13 77 Graham DUNCAN 10	14 14 Paul QUINN 10	15 24 Andrew LAMOND 10
6	16 117 Jimmy SHANKS 10	17 89 Andrew HUNTER 10	18 72 Victor CORRIERI 9
7	19 63 Kenny PATERSON 9	20 65 Craig COX 9	21 23 Maurice RAE 9
8	22 33 Graeme BODEL 9	23 64 Brian MacKIE 9	24 71 Leigh BROOKS 9
9	25 165 Alan BAILEY 7	26 11 Richard HUGHES 2	27 6 Alan DAVISON 1
10	28 69 Bryan CAMPBELL	29 66 Derek BUTCHER	

Clerk of the Course -

Orbits 4

Sig.

Time

www.amb-it.com

Chief Timekeeper - Ian Sharp (SMART)

www.mylaps.com

Times on www.mylaps.com & www.smart-timing.co.uk

Licensed to: SMART

KMSC Cupar Motorcycles Pre Injection 600

Knockhill 1.271 Miles

Race 20 - 4th Race

29/09/2013 13:40

Race (10 Laps) started at 13:19:55

Pos	No.	Name	Make/Model	CC	Class Code	Laps	Total Tm	Diff	Best Tm	Best Spd
1	80	Lee TEASDALE	Yamaha	R6 60	PI6	10	9:15.213		55.063	83.117
2	27	Paul BOWERBANK	Yamaha	R6 60	PI6	10	9:22.739	7.526	55.738	82.111
3	67	Derek BURNS	Yamaha	R6 60	PI6	10	9:26.792	11.579	55.939	81.816
4	11	Patrick FORMAN	Yamaha	R6 60	PI6	10	9:31.128	15.915	56.388	81.164
5	26	Allan RENNIE	Honda	CBR 6	PI6	10	9:34.485	19.272	56.043	81.664
6	75	Harry PULLAR	Yamaha	R6 60	PI6	10	9:39.514	24.301	56.454	81.069
7	72	Douglas SHEARER	Kawasaki	ZX6R	PI6	10	9:42.930	27.717	57.498	79.597
8	79	James ROTHERAY	Yamaha	R6 60	PI6	9	9:18.541	1 Lap	1:01.115	74.886
9	169	Chris RICHAL	Yamaha	R6 60	PI6	9	9:44.298	1 Lap	1:04.028	71.479

Not classified ()

DNF	122	David SUDES	Yamaha	P6 60	PI6	7	6:58.864	DNF	57.434	79.686
-----	-----	-------------	--------	-------	-----	---	----------	-----	--------	--------

Margin of Victory	Avg. Speed	Best Lap Tm	Best Spd	Best Lap by
7.526	82.431	55.063	83.117	80 - Lee TEASDALE

Clerk of the Course -

Orbits 4

Sig. Time

www.amb-it.com

Chief Timekeeper - Ian Sharp (SMART)

www.mylaps.com

Times on www.mylaps.com & www.smart-timing.co.uk

Licensed to: SMART

KMSC National Motorcycle Racing

KMSC Cupar Motorcycles Pre Injection 600

Knockhill 1.271 Miles

Race 20 - 4th Race

29/09/2013 13:40

Race (10 Laps) started at 13:19:55

Lap	Lap Tm	Diff	Time of Day
(80) Lee TEASDALE			
1			13:20:51.248
2	56.956	+1.893	13:21:48.204
3	55.751	+0.688	13:22:43.955
4	55.175	+0.112	13:23:39.130
5	55.364	+0.301	13:24:34.494
6	55.282	+0.219	13:25:29.776
7	55.742	+0.679	13:26:25.518
8	55.121	+0.058	13:27:20.639
9	55.063		13:28:15.702
10	55.222	+0.159	13:29:10.924

Lap	Lap Tm	Diff	Time of Day
(27) Paul BOWERBANK			
1			13:20:51.466
2	56.591	+0.853	13:21:48.057
3	56.538	+0.800	13:22:44.595
4	56.455	+0.717	13:23:41.050
5	56.479	+0.741	13:24:37.529
6	56.352	+0.614	13:25:33.881
7	56.329	+0.591	13:26:30.210
8	56.212	+0.474	13:27:26.422
9	55.738		13:28:22.160
10	56.290	+0.552	13:29:18.450

Lap	Lap Tm	Diff	Time of Day
(67) Derek BURNS			
1			13:20:53.126
2	57.078	+1.139	13:21:50.204
3	56.438	+0.499	13:22:46.642
4	57.376	+1.437	13:23:44.018
5	57.141	+1.202	13:24:41.159
6	56.939	+1.000	13:25:38.098
7	56.281	+0.342	13:26:34.379
8	55.964	+0.025	13:27:30.343
9	55.939		13:28:26.282
10	56.221	+0.282	13:29:22.503

Lap	Lap Tm	Diff	Time of Day
(11) Patrick FORMAN			
1			13:20:54.527
2	57.548	+1.160	13:21:52.075
3	57.044	+0.656	13:22:49.119
4	56.936	+0.548	13:23:46.055
5	56.693	+0.305	13:24:42.748
6	56.483	+0.095	13:25:39.231
7	56.928	+0.540	13:26:36.159
8	56.388		13:27:32.547
9	57.601	+1.213	13:28:30.148
10	56.691	+0.303	13:29:26.839

Lap	Lap Tm	Diff	Time of Day
(26) Allan RENNIE			
1			13:20:52.785
2	57.353	+1.310	13:21:50.138
3	56.043		13:22:46.181
4	57.396	+1.353	13:23:43.577
5	57.638	+1.595	13:24:41.215
6	57.594	+1.551	13:25:38.809
7	57.275	+1.232	13:26:36.084
8	57.611	+1.568	13:27:33.695
9	58.452	+2.409	13:28:32.147
10	58.049	+2.006	13:29:30.196

Lap	Lap Tm	Diff	Time of Day
(75) Harry PULLAR			
1			13:20:55.476
2	59.036	+2.582	13:21:54.512
3	58.685	+2.231	13:22:53.197
4	58.399	+1.945	13:23:51.596
5	57.362	+0.908	13:24:48.958
6	57.635	+1.181	13:25:46.593
7	57.467	+1.013	13:26:44.060
8	56.649	+0.195	13:27:40.709
9	56.454		13:28:37.163
10	58.062	+1.608	13:29:35.225

Lap	Lap Tm	Diff	Time of Day
(72) Douglas SHEARER			
1			13:20:54.896
2	58.949	+1.451	13:21:53.845
3	58.317	+0.819	13:22:52.162
4	57.760	+0.262	13:23:49.922
5	57.498		13:24:47.420
6	58.098	+0.600	13:25:45.518
7	58.455	+0.957	13:26:43.973
8	58.026	+0.528	13:27:41.999
9	58.626	+1.128	13:28:40.625
10	58.016	+0.518	13:29:38.641

Lap	Lap Tm	Diff	Time of Day
(79) James ROTHERAY			
1			13:20:58.001
2	1:01.115		13:21:59.116
3	1:02.174	+1.059	13:23:01.290
4	1:01.852	+0.737	13:24:03.142
5	1:01.880	+0.765	13:25:05.022
6	1:01.943	+0.828	13:26:06.965
7	1:02.501	+1.386	13:27:09.466
8	1:02.326	+1.211	13:28:11.792
9	1:02.460	+1.345	13:29:14.252

Lap	Lap Tm	Diff	Time of Day
(169) Chris RICHAL			
1			13:21:01.910
2	1:05.371	+1.343	13:22:07.281
3	1:04.368	+0.340	13:23:11.649
4	1:04.788	+0.760	13:24:16.437
5	1:04.505	+0.477	13:25:20.942
6	1:04.816	+0.788	13:26:25.758
7	1:04.028		13:27:29.786
8	1:05.927	+1.899	13:28:35.713
9	1:04.296	+0.268	13:29:40.009

Lap	Lap Tm	Diff	Time of Day
(122) David SUDDER			
1			13:20:54.757
2	59.487	+2.053	13:21:54.244
3	58.651	+1.217	13:22:52.895
4	57.434		13:23:50.329
5	58.314	+0.880	13:24:48.643
6	57.981	+0.547	13:25:46.624
7	1:07.951	+10.517	13:26:54.575

Clerk of the Course -

Orbits 4

Sig. Time

Chief Timekeeper - Ian Sharp (SMART)

www.amb-it.com

www.mylaps.com

Times on www.mylaps.com & www.smart-timing.co.uk

Licensed to: SMART

KMSC Cupar Motorcycles Pre Injection 600

Knockhill 1.271 Miles

Race 20 - 4th Race

29/09/2013 13:40

Race (10 Laps) started at 13:19:55

Competitors	Laps										
	1	2	3	4	5	6	7	8	9	10	
Lee TEASDALE (80)	1	80	27	80	80	80	80	80	80	80	80
Paul BOWERBANK (27)	2	27	80	27	27	27	27	27	27	27	27
Allan RENNIE (26)	3	26	26	26	26	67	67	67	67	67	67
Derek BURNS (67)	4	67	67	67	67	26	26	26	11	11	11
Patrick FORMAN (11)	5	11	11	11	11	11	11	11	26	26	26
David SUDDER (122)	6	122	72	72	72	72	72	72	75	75	75
Douglas SHEARER (72)	7	72	122	122	122	122	75	75	72	72	72
Harry PULLAR (75)	8	75	75	75	75	75	122	122	79	79	79
James ROTHERAY (79)	9	79	79	79	79	79	79	79	169	169	169
Chris RICHAL (169)	10	169	169	169	169	169	169	169	169	169	169

KMSC National Motorcycle Racing

KMSC Cupar Motorcycles Pre Injection 600

Knockhill 1.271 Miles

Race 25 - 5th Race

29/09/2013 15:20

Race (10 Laps)

POLE POSITION

1

1
80 Lee TEASDALE
10

2

27 Paul BOWERBANK
10

3

67 Derek BURNS
10

2

4
11 Patrick FORMAN
10

5

26 Allan RENNIE
10

6

75 Harry PULLAR
10

3

7
72 Douglas SHEARER
10

8

79 James ROTHERAY
9

9

169 Chris RICHAL
9

4

10
122 David SUDDER
7

Scottish Lightweights & Classics Championships

Knockhill 1.271 Miles

Race 21 - 2nd Race

29/09/2013 14:00

Race (10 Laps) started at 13:34:32

Pos	No.	Name	Make/Model	CC	Class Code	Laps	Total Tm	Diff	Best Tm	Best Spd
1	24	Craig SHIRLAW	Kawasaki	ER6	SL	10	9:22.571		55.420	82.582
2	8	Lewis ROLLO	Aprilla	450	SL	10	9:31.387	8.816	56.491	81.016
3	81	Gavin DONALD	Kawasaki	ER6	SL	10	9:41.186	18.615	57.355	79.796
4	78	Lee TEASDALE	WK Bikes		SL	10	9:45.219	22.648	57.441	79.676
5	21	Grant REID	Kawasaki	ZXR400	SL	10	9:50.551	27.980	58.359	78.423
6	15	Keith DICKIE	Suzuki	SV650	SL	10	9:51.125	28.554	58.303	78.498
7	13	Andrew BARTON	Yamaha	FZR400	SL	10	9:58.621	36.050	58.853	77.765
8	7	Mark BOWRAN	SV Supertwin	650	SL	10	10:02.041	39.470	58.833	77.791
9	70	John ANDRUCCI	Suzuki	GSXR1100	PCS	10	10:04.398	41.827	59.385	77.068
10	39	Stuart HAMILTON	Kawasaki	ZXR400	SL	10	10:10.430	47.859	1:00.224	75.994
11	60	Dougie BROWN	Yamaha	FZR400	SL	10	10:24.788	1:02.217	1:00.851	75.211
12	118	Rod WALKER	Kawasaki	ZXR400	SL	9	9:23.459	1 Lap	1:01.128	74.870
13	25	James PURVIS	Yamaha	FZR400	SL	9	9:25.041	1 Lap	1:01.328	74.626
14	66	Kevin WATRET	Kawasaki	ER6	SL	9	9:32.293	1 Lap	1:02.542	73.178
15	56	Phil WALTERS	Suzuki	SV6650	SL	9	10:03.506	1 Lap	1:05.819	69.534
16	194	Robyn LINDSAY	Kawasaki	ZXR400	SL	9	10:06.795	1 Lap	1:06.451	68.873
17	45	Nick ANSON	Suzuki	SV640	SL	9	10:24.788	1 Lap	1:07.836	67.467

Not classified ()

DNS	55	Tom ROBINSON	Yamaha	FZR400	SL			DNS		-
DNS	33	Graeme BODEL	Suzuki	SV650	SL			DNS		-

Margin of Victory	Avg. Speed	Best Lap Tm	Best Spd	Best Lap by
8.816	81.353	55.420	82.582	24 - Craig SHIRLAW

Clerk of the Course -

Orbits 4

Sig. Time

www.amb-it.com

Chief Timekeeper - Ian Sharp (SMART)

www.mylaps.com

Times on www.mylaps.com & www.smart-timing.co.uk

Licensed to: SMART

KMSC National Motorcycle Racing

Scottish Lightweights & Classics Championships

Knockhill 1.271 Miles

Race 21 - 2nd Race

29/09/2013 14:00

Race (10 Laps) started at 13:34:32



Lap	Lap Tm	Diff	Time of Day
(24) Craig SHIRLAW			
1			13:35:30.625
2	55.420		13:36:26.045
3	55.667	+0.247	13:37:21.712
4	55.944	+0.524	13:38:17.656
5	55.970	+0.550	13:39:13.626
6	56.576	+1.156	13:40:10.202
7	55.875	+0.455	13:41:06.077
8	56.178	+0.758	13:42:02.255
9	56.304	+0.884	13:42:58.559
10	56.792	+1.372	13:43:55.351
(8) Lewis ROLLO			
1			13:35:32.150
2	56.753	+0.262	13:36:28.903
3	56.766	+0.275	13:37:25.669
4	56.727	+0.236	13:38:22.396
5	56.491		13:39:18.887
6	56.969	+0.478	13:40:15.856
7	57.152	+0.661	13:41:13.008
8	56.971	+0.480	13:42:09.979
9	56.882	+0.391	13:43:06.861
10	57.306	+0.815	13:44:04.167
(81) Gavin DONALD			
1			13:35:33.740
2	57.387	+0.032	13:36:31.127
3	57.507	+0.152	13:37:28.634
4	57.452	+0.097	13:38:26.086
5	57.355		13:39:23.441
6	57.769	+0.414	13:40:21.210
7	57.513	+0.158	13:41:18.723
8	58.656	+1.301	13:42:17.379
9	58.074	+0.719	13:43:15.453
10	58.513	+1.158	13:44:13.966
(78) Lee TEASDALE			
1			13:35:33.154
2	57.542	+0.101	13:36:30.696
3	57.441		13:37:28.137
4	57.853	+0.412	13:38:25.990
5	58.208	+0.767	13:39:24.198
6	58.036	+0.595	13:40:22.234
7	57.916	+0.475	13:41:20.150
8	1:00.216	+2.775	13:42:20.366
9	59.052	+1.611	13:43:19.418
10	58.581	+1.140	13:44:17.999
(21) Grant REID			
1			13:35:35.070
2	58.493	+0.134	13:36:33.563
3	58.750	+0.391	13:37:32.313
4	58.642	+0.283	13:38:30.955
5	58.636	+0.277	13:39:29.591
6	58.512	+0.153	13:40:28.103
7	58.829	+0.470	13:41:26.932
8	58.359		13:42:25.291
9	59.163	+0.804	13:43:24.454
10	58.877	+0.518	13:44:23.331

Lap	Lap Tm	Diff	Time of Day
(15) Keith DICKIE			
1			13:35:35.751
2	58.434	+0.131	13:36:34.185
3	58.500	+0.197	13:37:32.685
4	58.772	+0.469	13:38:31.457
5	58.647	+0.344	13:39:30.104
6	58.303		13:40:28.407
7	58.840	+0.537	13:41:27.247
8	58.666	+0.363	13:42:25.913
9	58.905	+0.602	13:43:24.818
10	59.087	+0.784	13:44:23.905
(13) Andrew BARTON			
1			13:35:36.935
2	59.285	+0.432	13:36:36.220
3	59.604	+0.751	13:37:35.824
4	58.993	+0.140	13:38:34.817
5	58.959	+0.106	13:39:33.776
6	58.853		13:40:32.629
7	59.776	+0.923	13:41:32.405
8	1:00.053	+1.200	13:42:32.458
9	59.038	+0.185	13:43:31.496
10	59.905	+1.052	13:44:31.401
(7) Mark BOWMAN			
1			13:35:36.999
2	1:00.383	+1.550	13:36:37.382
3	1:00.468	+1.635	13:37:37.850
4	59.625	+0.792	13:38:37.475
5	59.001	+0.168	13:39:36.476
6	59.454	+0.621	13:40:35.930
7	58.833		13:41:34.763
8	1:00.189	+1.356	13:42:34.952
9	59.326	+0.493	13:43:34.278
10	1:00.543	+1.710	13:44:34.821
(70) John ANDRUCCI			
1			13:35:37.744
2	1:01.176	+1.791	13:36:38.920
3	59.569	+0.184	13:37:38.489
4	59.577	+0.192	13:38:38.066
5	59.661	+0.276	13:39:37.727
6	59.385		13:40:37.112
7	59.971	+0.586	13:41:37.083
8	1:00.396	+1.011	13:42:37.479
9	59.434	+0.049	13:43:36.913
10	1:00.265	+0.880	13:44:37.178
(39) Stuart HAMILTON			
1			13:35:37.078
2	1:02.051	+1.827	13:36:39.129
3	1:00.439	+0.215	13:37:39.568
4	1:00.544	+0.320	13:38:40.112
5	1:00.682	+0.458	13:39:40.794
6	1:00.224		13:40:41.018
7	1:00.442	+0.218	13:41:41.460
8	1:00.493	+0.269	13:42:41.953
9	1:00.315	+0.091	13:43:42.268
10	1:00.942	+0.718	13:44:43.210
(60) Dougie BROWN			

Lap	Lap Tm	Diff	Time of Day
(118) Rod WALKER			
1			13:35:40.565
2	1:01.397	+0.546	13:36:40.628
3	1:00.851		13:37:41.479
4	1:01.140	+0.289	13:38:42.619
5	1:01.669	+0.818	13:39:44.288
6	1:02.283	+1.432	13:40:46.571
7	1:02.792	+1.941	13:41:49.363
8	1:02.933	+2.082	13:42:52.296
9	1:02.428	+1.577	13:43:54.724
10	1:02.844	+1.993	13:44:57.568
(25) James PURVIS			
1			13:35:41.589
2	1:02.399	+1.071	13:36:43.988
3	1:01.670	+0.342	13:37:45.658
4	1:03.114	+1.786	13:38:48.772
5	1:02.589	+1.261	13:39:51.361
6	1:01.813	+0.485	13:40:53.174
7	1:01.716	+0.388	13:41:54.890
8	1:01.603	+0.275	13:42:56.493
9	1:01.328		13:43:57.821
(66) Kevin WATRET			
1			13:35:39.957
2	1:02.619	+0.077	13:36:42.576
3	1:02.679	+0.137	13:37:45.255
4	1:02.937	+0.395	13:38:48.192
5	1:03.266	+0.724	13:39:51.458
6	1:02.542		13:40:54.000
7	1:03.092	+0.550	13:41:57.092
8	1:04.370	+1.828	13:43:01.462
9	1:03.611	+1.069	13:44:05.073
(56) Phil WALTERS			
1			13:35:42.586
2	1:06.826	+1.007	13:36:49.412
3	1:06.936	+1.117	13:37:56.348
4	1:06.749	+0.930	13:39:03.097
5	1:06.830	+1.011	13:40:09.927
6	1:07.047	+1.228	13:41:16.974
7	1:06.213	+0.394	13:42:23.187
8	1:07.280	+1.461	13:43:30.467
9	1:05.819		13:44:36.286
(194) Robyn LINDSAY			
1			13:35:43.292
2	1:06.548	+0.097	13:36:49.840
3	1:06.451		13:37:56.291
4	1:07.126	+0.675	13:39:03.417
5	1:07.033	+0.582	13:40:10.450

Clerk of the Course -

Orbits 4

Sig. Time

www.amb-it.com

Chief Timekeeper - Ian Sharp (SMART)

www.mylaps.com

Times on www.mylaps.com & www.smart-timing.co.uk

Licensed to: SMART

Printed: 30/09/2013 18:56:33

Page 1/2

KMSC National Motorcycle Racing

Scottish Lightweights & Classics Championships

Knockhill 1.271 Miles

Race 21 - 2nd Race

29/09/2013 14:00

Race (10 Laps) started at 13:34:32



Lap	Lap Tm	Diff	Time of Day
6	1:06.801	+0.350	13:41:17.251
7	1:07.149	+0.698	13:42:24.400
8	1:07.889	+1.438	13:43:32.289
9	1:07.286	+0.835	13:44:39.575

(45) Nick ANSON

Lap	Lap Tm	Diff	Time of Day
1			13:35:45.969
2	1:07.836		13:36:53.805
3	1:08.192	+0.356	13:38:01.997
4	1:08.657	+0.821	13:39:10.654
5	1:10.872	+3.036	13:40:21.526
6	1:08.962	+1.126	13:41:30.488
7	1:09.075	+1.239	13:42:39.563
8	1:07.933	+0.097	13:43:47.496
9	1:10.072	+2.236	13:44:57.568

Lap Lap Tm Diff Time of Day

Lap Lap Tm Diff Time of Day

Clerk of the Course -

Orbits 4

Sig. Time

Chief Timekeeper - Ian Sharp (SMART)

www.amb-it.com

www.mylaps.com

Times on www.mylaps.com & www.smart-timing.co.uk

Licensed to: SMART

Scottish Lightweights & Classics Championships

Knockhill 1.271 Miles

Race 21 - 2nd Race

29/09/2013 14:00

Race (10 Laps) started at 13:34:32

Competitors	Laps										
	1	2	3	4	5	6	7	8	9	10	
Craig SHIRLAW (24)	1	24	24	24	24	24	24	24	24	24	24
Lewis ROLLO (8)	2	8	8	8	8	8	8	8	8	8	8
Lee TEASDALE (78)	3	78	78	78	78	81	81	81	81	81	81
Gavin DONALD (81)	4	81	81	81	81	78	78	78	78	78	78
Grant REID (21)	5	21	21	21	21	21	21	21	21	21	21
Keith DICKIE (15)	6	15	15	15	15	15	15	15	15	15	15
Andrew BARTON (13)	7	13	13	13	13	13	13	13	13	13	13
Mark BOWRAN (7)	8	7	7	7	7	7	7	7	7	7	7
Stuart HAMILTON (39)	9	39	70	70	70	70	70	70	70	70	70
John ANDRUCCI (70)	10	70	39	39	39	39	39	39	39	39	39
Dougie BROWN (60)	11	60	60	60	60	60	60	60	60	60	60
Kevin WATRET (66)	12	66	66	66	66	118	118	118	118	118	118
Rod WALKER (118)	13	118	25	25	118	25	25	25	25	25	25
James PURVIS (25)	14	25	118	118	25	66	66	66	66	66	66
Phil WALTERS (56)	15	56	56	194	56	56	56	56	56	56	56
Robyn LINDSAY (194)	16	194	194	56	194	194	194	194	194	194	194
Nick ANSON (45)	17	45	45	45	45	45	45	45	45	45	45
-	18										
-	19										

Scottish Championship Superstock 600

Knockhill 1.271 Miles

Race 22 - 2nd Race

29/09/2013 14:20

Race (10 Laps) started at 14:03:06

Pos	No.	Name	Make/Model	CC	Class Code	Laps	Total Tm	Diff	Best Tm	Best Spd
1	49	Paul McCLUNG	Kawasaki	ZX6R 600	S6	10	8:45.543		51.982	88.044
2	94	Greg GILFILLAN	Kawasaki	ZX6R 600	S6	10	8:50.103	4.560	52.223	87.637
3	12	William MONIE	Yamaha	R6 600	S6	10	8:55.671	10.128	52.890	86.532
4	121	Callum PATERSON	Yamaha	R6 600	S6	10	8:58.646	13.103	53.193	86.039
5	30	Liam SHELLCOCK	Yamaha	R6 600	S6	10	9:02.106	16.563	53.319	85.836
6	71	Chris COOK	Kawasaki	ZX6R 600	S6	10	9:03.903	18.360	53.533	85.493
7	39	Stuart McINTYRE	Suzuki	GSXR 600	S6	10	9:06.811	21.268	53.821	85.035
8	91	Cathal LAVERTY	Yamaha	R6 600	S6	10	9:13.559	28.016	54.391	84.144
9	3	Angus MEARNES	Yamaha	R6 600	S6	10	9:13.663	28.120	54.417	84.104
10	97	Sammi TASKER	Suzuki	GSXR 600	S6	10	9:16.393	30.850	54.514	83.954
11	20	Mark HERITAGE	Kawasaki	ZX6R 600	S6	10	9:18.657	33.114	54.887	83.384
12	36	Mark CUMMING	Yamaha	R6 600	S6	10	9:19.238	33.695	54.987	83.232
13	130	Douglas CUNNINGHAM	Yamaha	R6 600	S6	10	9:19.286	33.743	54.607	83.811
14	19	Kristopher DUNCAN	Kawasaki	ZX6R 600	S6	10	9:19.636	34.093	54.856	83.431
15	45	Ewan GRAY	Kawasaki	ZX62 600	S6	10	9:22.148	36.605	54.949	83.290
16	67	Robert SMART	Suzuki	GSXR 600	S6	10	9:23.566	38.023	55.226	82.872
17	88	Graham PIRIE	Yamaha	R6 600	S6	10	9:24.254	38.711	55.516	82.439
18	18	Andy DUNNETT	Yamaha	R6 600	S6	10	9:24.447	38.904	55.168	82.959
19	28	Paul BOWERBANK	Kawasaki	ZXX6R 600	S6	10	9:27.881	42.338	55.741	82.106
20	37	Steven CURRIE	Kawasaki	VRX 600	S6	10	9:35.364	49.821	55.708	82.155
21	32	Matthew KERR	Yamaha	R6 600	S6	10	9:38.055	52.512	56.656	80.780
22	64	Gavin JONES	Yamaha	R6 600	S6	9	8:59.464	1 Lap	58.231	78.595
23	69	Douglas HOUSTON	Triumph	675	S6	9	9:20.785	1 Lap	1:00.970	75.064

Not classified ()

DNS	27	Bruce SMART	Yamaha	R6 600	S6			DNS	-	-
DNS	33	Mark FEARN	Kawasaki	ZX6R 600	S6			DNS	-	-
DNS	96	Grant CAMPBELL	Kawasaki	ZX6R 600	S6			DNS	-	-
DNS	5	Iain BARRY	Yamaha	R6 600	S6			DNS	-	-
DNS	29	Daniel MacCLEAN	Honda	CBR 600RR	S6			DNS	-	-
DNS	21	David JACKSON	Suzuki	GSXR 600	S6			DNS	-	-
DNS	191	Mark STEPHENSON	Yamaha	R6 600	S6			DNS	-	-
DNS	77	Stuart JACKSON	Yamaha	R6 600	S6			DNS	-	-

Announcements

RED FLAG before Leader completed 1 Lap - Race re-started over X Laps.
 New Track Record (51.982) for KMSC Superstock 600 by Paul McCLUNG.

Margin of Victory	Avg. Speed	Best Lap Tm	Best Spd	Best Lap by
4.560	87.085	51.982	88.044	49 - Paul McCLUNG

Clerk of the Course -

Orbits 4

Sig. Time
 Chief Timekeeper - Ian Sharp (SMART)

www.amb-it.com
 www.mylaps.com

Times on www.mylaps.com & www.smart-timing.co.uk

Licensed to: SMART

KMSC National Motorcycle Racing

Scottish Championship Superstock 600

Knockhill 1.271 Miles

Race 22 - 2nd Race

29/09/2013 14:20

Race (10 Laps) started at 14:03:06

Lap	Lap Tm	Diff	Time of Day
(49) Paul McCLUNG			
1			14:04:01.313
2	52.535	+0.553	14:04:53.848
3	52.271	+0.289	14:05:46.119
4	52.089	+0.107	14:06:38.208
5	51.982		14:07:30.190
6	52.017	+0.035	14:08:22.207
7	52.451	+0.469	14:09:14.658
8	52.238	+0.256	14:10:06.896
9	52.705	+0.723	14:10:59.601
10	51.987	+0.005	14:11:51.588

Lap	Lap Tm	Diff	Time of Day
(94) Greg GILFILLAN			
1			14:04:02.386
2	52.576	+0.353	14:04:54.962
3	52.644	+0.421	14:05:47.606
4	52.689	+0.466	14:06:40.295
5	52.435	+0.212	14:07:32.730
6	52.608	+0.385	14:08:25.338
7	52.851	+0.628	14:09:18.189
8	52.223		14:10:10.412
9	52.799	+0.576	14:11:03.211
10	52.937	+0.714	14:11:56.148

Lap	Lap Tm	Diff	Time of Day
(12) William MONIE			
1			14:04:02.737
2	53.710	+0.820	14:04:56.447
3	52.890		14:05:49.337
4	53.219	+0.329	14:06:42.556
5	53.100	+0.210	14:07:35.656
6	52.979	+0.089	14:08:28.635
7	53.481	+0.591	14:09:22.116
8	53.331	+0.441	14:10:15.447
9	53.237	+0.347	14:11:08.684
10	53.032	+0.142	14:12:01.716

Lap	Lap Tm	Diff	Time of Day
(121) Callum PATERSON			
1			14:04:02.998
2	53.429	+0.236	14:04:56.427
3	53.614	+0.421	14:05:50.041
4	53.193		14:06:43.234
5	53.554	+0.361	14:07:36.788
6	53.585	+0.392	14:08:30.373
7	53.604	+0.411	14:09:23.977
8	53.637	+0.444	14:10:17.614
9	53.440	+0.247	14:11:11.054
10	53.637	+0.444	14:12:04.691

Lap	Lap Tm	Diff	Time of Day
(30) Liam SHELLCOCK			
1			14:04:03.755
2	53.653	+0.334	14:04:57.408
3	53.670	+0.351	14:05:51.078
4	53.434	+0.115	14:06:44.512
5	53.319		14:07:37.831
6	53.543	+0.224	14:08:31.374
7	53.607	+0.288	14:09:24.981
8	54.205	+0.886	14:10:19.186
9	54.598	+1.279	14:11:13.784
10	54.367	+1.048	14:12:08.151

Lap	Lap Tm	Diff	Time of Day
(71) Chris COOK			
1			14:04:03.315
2	53.886	+0.353	14:04:57.201
3	54.201	+0.668	14:05:51.402
4	53.580	+0.047	14:06:44.982
5	54.923	+1.390	14:07:39.905
6	53.963	+0.430	14:08:33.868
7	53.533		14:09:27.401
8	54.367	+0.834	14:10:21.768
9	53.898	+0.365	14:11:15.666
10	54.282	+0.749	14:12:09.948

Lap	Lap Tm	Diff	Time of Day
(39) Stuart McINTYRE			
1			14:04:04.559
2	53.821		14:04:58.380
3	54.331	+0.510	14:05:52.711
4	54.194	+0.373	14:06:46.905
5	53.861	+0.040	14:07:40.766
6	54.098	+0.277	14:08:34.864
7	54.186	+0.365	14:09:29.050
8	54.796	+0.975	14:10:23.846
9	54.210	+0.389	14:11:18.056
10	54.800	+0.979	14:12:12.856

Lap	Lap Tm	Diff	Time of Day
(91) Cathal LAVERTY			
1			14:04:06.148
2	55.682	+1.291	14:05:01.830
3	54.836	+0.445	14:05:56.666
4	54.529	+0.138	14:06:51.195
5	54.614	+0.223	14:07:45.809
6	54.957	+0.566	14:08:40.766
7	54.539	+0.148	14:09:35.305
8	54.391		14:10:29.696
9	54.818	+0.427	14:11:24.514
10	55.090	+0.699	14:12:19.604

Lap	Lap Tm	Diff	Time of Day
(3) Angus MEARNES			
1			14:04:05.392
2	54.417		14:04:59.809
3	54.879	+0.462	14:05:54.688
4	54.641	+0.224	14:06:49.329
5	54.702	+0.285	14:07:44.031
6	55.077	+0.660	14:08:39.108
7	54.915	+0.498	14:09:34.023
8	54.754	+0.337	14:10:28.777
9	55.629	+1.212	14:11:24.406
10	55.302	+0.885	14:12:19.708

Lap	Lap Tm	Diff	Time of Day
(97) Sammi TASKER			
1			14:04:07.217
2	55.422	+0.908	14:05:02.639
3	55.428	+0.914	14:05:58.067
4	55.162	+0.648	14:06:53.229
5	54.606	+0.092	14:07:47.835
6	54.514		14:08:42.349
7	54.649	+0.135	14:09:36.998
8	54.528	+0.014	14:10:31.526
9	55.543	+1.029	14:11:27.069
10	55.369	+0.855	14:12:22.438

Lap	Lap Tm	Diff	Time of Day
(20) Mark HERITAGE			
1			14:04:07.907

Lap	Lap Tm	Diff	Time of Day
1			14:04:04.699
2	54.887		14:04:59.586
3	55.856	+0.969	14:05:55.442
4	55.105	+0.218	14:06:50.547
5	55.003	+0.116	14:07:45.550
6	55.416	+0.529	14:08:40.966
7	55.314	+0.427	14:09:36.280
8	55.056	+0.169	14:10:31.336
9	55.934	+1.047	14:11:27.270
10	57.432	+2.545	14:12:24.702

Lap	Lap Tm	Diff	Time of Day
(36) Mark CUMMING			
1			14:04:06.129
2	55.812	+0.825	14:05:01.941
3	55.829	+0.842	14:05:57.770
4	55.616	+0.629	14:06:53.386
5	54.987		14:07:48.373
6	55.149	+0.162	14:08:43.522
7	55.406	+0.419	14:09:38.928
8	55.158	+0.171	14:10:34.086
9	55.435	+0.448	14:11:29.521
10	55.762	+0.775	14:12:25.283

Lap	Lap Tm	Diff	Time of Day
(130) Douglas CUNNINGHAM			
1			14:04:06.920
2	55.581	+0.974	14:05:02.501
3	55.896	+1.289	14:05:58.397
4	55.624	+1.017	14:06:54.021
5	55.107	+0.500	14:07:49.128
6	54.919	+0.312	14:08:44.047
7	55.651	+1.044	14:09:39.698
8	54.607		14:10:34.305
9	55.316	+0.709	14:11:29.621
10	55.710	+1.103	14:12:25.331

Lap	Lap Tm	Diff	Time of Day
(19) Kristopher DUNCAN			
1			14:04:06.734
2	55.402	+0.546	14:05:02.136
3	55.842	+0.986	14:05:57.978
4	55.945	+1.089	14:06:53.923
5	55.089	+0.233	14:07:49.012
6	54.856		14:08:43.868
7	55.900	+1.044	14:09:39.768
8	55.163	+0.307	14:10:34.931
9	55.177	+0.321	14:11:30.108
10	55.573	+0.717	14:12:25.681

Lap	Lap Tm	Diff	Time of Day
(45) Ewan GRAY			
1			14:04:08.395
2	56.593	+1.644	14:05:04.988
3	55.338	+0.389	14:06:00.326
4	55.696	+0.747	14:06:56.022
5	55.299	+0.350	14:07:51.321
6	55.641	+0.692	14:08:46.962
7	55.391	+0.442	14:09:42.353
8	55.150	+0.201	14:10:37.503
9	54.949		14:11:32.452
10	55.741	+0.792	14:12:28.193

Lap	Lap Tm	Diff	Time of Day
(67) Robert SMART			
1			14:04:07.907

Clerk of the Course -

Orbits 4

Sig.

Time

www.amb-it.com

Chief Timekeeper - Ian Sharp (SMART)

www.mylaps.com

Times on www.mylaps.com & www.smart-timing.co.uk

Licensed to: SMART

Printed: 30/09/2013 18:53:06

Page 1/2

KMSC National Motorcycle Racing


Scottish Championship Superstock 600

Knockhill 1.271 Miles

Race 22 - 2nd Race

29/09/2013 14:20

Race (10 Laps) started at 14:03:06



Lap	Lap Tm	Diff	Time of Day
2	56.024	+0.798	14:05:03.931
3	55.400	+0.174	14:05:59.331
4	55.658	+0.432	14:06:54.989
5	55.778	+0.552	14:07:50.767
6	56.083	+0.857	14:08:46.850
7	56.087	+0.861	14:09:42.937
8	55.753	+0.527	14:10:38.690
9	55.226		14:11:33.916
10	55.695	+0.469	14:12:29.611

(88) Graham PIRIE

1			14:04:08.222
2	55.785	+0.269	14:05:04.007
3	55.621	+0.105	14:05:59.628
4	55.723	+0.207	14:06:55.351
5	56.299	+0.783	14:07:51.650
6	55.717	+0.201	14:08:47.367
7	55.936	+0.420	14:09:43.303
8	55.673	+0.157	14:10:38.976
9	55.807	+0.291	14:11:34.783
10	55.516		14:12:30.299

(18) Andy DUNNETT

1			14:04:08.834
2	55.939	+0.771	14:05:04.773
3	55.168		14:05:59.941
4	56.160	+0.992	14:06:56.101
5	56.428	+1.260	14:07:52.529
6	55.443	+0.275	14:08:47.972
7	55.759	+0.591	14:09:43.731
8	55.769	+0.601	14:10:39.500
9	55.670	+0.502	14:11:35.170
10	55.322	+0.154	14:12:30.492

(28) Paul BOWERBANK

1			14:04:09.495
2	56.122	+0.381	14:05:05.617
3	55.802	+0.061	14:06:01.419
4	56.126	+0.385	14:06:57.545
5	56.223	+0.482	14:07:53.768
6	55.741		14:08:49.509
7	56.033	+0.292	14:09:45.542
8	56.074	+0.333	14:10:41.616
9	56.125	+0.384	14:11:37.741
10	56.185	+0.444	14:12:33.926

(37) Steven CURRIE

1			14:04:09.746
2	56.805	+1.097	14:05:06.551
3	55.708		14:06:02.259
4	56.817	+1.109	14:06:59.076
5	57.087	+1.379	14:07:56.163
6	56.764	+1.056	14:08:52.927
7	56.836	+1.128	14:09:49.763
8	57.199	+1.491	14:10:46.962
9	56.331	+0.623	14:11:43.293
10	58.116	+2.408	14:12:41.409

(32) Matthew KERR

1			14:04:10.747
2	57.172	+0.516	14:05:07.919

Lap	Lap Tm	Diff	Time of Day
3	57.197	+0.541	14:06:05.116
4	57.116	+0.460	14:07:02.232
5	57.285	+0.629	14:07:59.517
6	56.656		14:08:56.173
7	57.130	+0.474	14:09:53.303
8	57.032	+0.376	14:10:50.335
9	56.939	+0.283	14:11:47.274
10	56.826	+0.170	14:12:44.100

(64) Gavin JONES

1			14:04:12.230
2	59.629	+1.398	14:05:11.859
3	58.846	+0.615	14:06:10.705
4	58.972	+0.741	14:07:09.677
5	58.231		14:08:07.908
6	58.931	+0.700	14:09:06.839
7	59.043	+0.812	14:10:05.882
8	1:00.033	+1.802	14:11:05.915
9	59.594	+1.363	14:12:05.509

(69) Douglas HOUSTON

1			14:04:14.509
2	1:01.684	+0.714	14:05:16.193
3	1:01.639	+0.669	14:06:17.832
4	1:01.461	+0.491	14:07:19.293
5	1:01.866	+0.896	14:08:21.159
6	1:01.264	+0.294	14:09:22.423
7	1:01.971	+1.001	14:10:24.394
8	1:01.466	+0.496	14:11:25.860
9	1:00.970		14:12:26.830

Lap	Lap Tm	Diff	Time of Day
-----	--------	------	-------------

Clerk of the Course -

Sig. Time
 Chief Timekeeper - Ian Sharp (SMART)
 Times on www.mylaps.com & www.smart-timing.co.uk

Orbits 4

www.amb-it.com
www.mylaps.com
 Licensed to: SMART

Scottish Championship Superstock 600

Knockhill 1.271 Miles

Race 22 - 2nd Race

29/09/2013 14:20

Race (10 Laps) started at 14:03:06

Competitors	Laps									
	1	2	3	4	5	6	7	8	9	10
Paul McCLUNG (49)	1	49	49	49	49	49	49	49	49	49
Greg GILFILLAN (94)	2	94	94	94	94	94	94	94	94	94
William MONIE (12)	3	12	121	12	12	12	12	12	12	12
Callum PATERSON (121)	4	121	12	121	121	121	121	121	121	121
Chris COOK (71)	5	71	71	30	30	30	30	30	30	30
Liam SHELLCOCK (30)	6	30	30	71	71	71	71	71	71	71
Stuart McINTYRE (39)	7	39	39	39	39	39	39	39	39	39
Mark HERITAGE (20)	8	20	20	3	3	3	3	3	3	91
Angus MEARNES (3)	9	3	3	20	20	20	91	91	91	3
Mark CUMMING (36)	10	36	91	91	91	91	20	20	20	97
Cathal LAVERTY (91)	11	91	36	36	97	97	97	97	97	20
Kristopher DUNCAN (19)	12	19	19	19	36	36	36	36	36	36
Douglas CUNNINGHAM (130)	13	130	130	97	19	19	19	130	130	130
Sammi TASKER (97)	14	97	97	130	130	130	130	19	19	19
Robert SMART (67)	15	67	67	67	67	67	67	45	45	45
Graham PIRIE (88)	16	88	88	88	88	45	45	67	67	67
Ewan GRAY (45)	17	45	18	18	45	88	88	88	88	88
Andy DUNNETT (18)	18	18	45	45	18	18	18	18	18	18
Paul BOWERBANK (28)	19	28	28	28	28	28	28	28	28	28
Steven CURRIE (37)	20	37	37	37	37	37	37	37	37	37
Matthew KERR (32)	21	32	32	32	32	32	32	32	32	32
Gavin JONES (64)	22	64	64	64	64	64	64	64	64	64
Douglas HOUSTON (69)	23	69	69	69	69	69	69	69	69	69
-	24									
-	25									
-	26									
-	27									
-	28									
-	29									
-	30									
-	31									

KMSC National Motorcycle Racing

KMSC Superstock 600 Championship

Knockhill 1.271 Miles

Race 26 - 4th Race

29/09/2013 15:40

Race (10 Laps)

POLE POSITION

1	1 49 Paul McCLUNG 10	2 94 Greg GILFILLAN 10	3 12 William MONIE 10
2	4 121 Callum PATERSON 10	5 30 Liam SHELLCOCK 10	6 71 Chris COOK 10
3	7 39 Stuart McINTYRE 10	8 91 Cathal LAVERTY 10	9 3 Angus MEARNS 10
4	10 97 Sammi TASKER 10	11 20 Mark HERITAGE 10	12 36 Mark CUMMING 10
5	13 130 Douglas CUNNINGHAM 10	14 19 Kristopher DUNCAN 10	15 45 Ewan GRAY 10
6	16 67 Robert SMART 10	17 88 Graham PIRIE 10	18 18 Andy DUNNETT 10
7	19 28 Paul BOWERBANK 10	20 37 Steven CURRIE 10	21 32 Matthew KERR 10
8	22 64 Gavin JONES 9	23 69 Douglas HOUSTON 9	24 27 Bruce SMART
9	25 33 Mark FEARN	26 96 Grant CAMPBELL	27 5 Iain BARRY
10	28 29 Daniel MacCLEAN	29 21 David JACKSON	30 191 Mark STEPHENSON

Clerk of the Course -

Orbits 4

Sig. Time
Chief Timekeeper - Ian Sharp (SMART)
Times on www.mylaps.com & www.smart-timing.co.uk

www.amb-it.com
www.mylaps.com
Licensed to: SMART

KMSC National Motorcycle Racing

KMSC Superstock 600 Championship

Race 26 - 4th Race

Race (10 Laps)

Knockhill 1.271 Miles

29/09/2013 15:40



11

31

77 Stuart JACKSON

Sig. Time

Chief Timekeeper - Ian Sharp (SMART)

Times on www.mylaps.com & www.smart-timing.co.uk

www.amb-it.com

www.mylaps.com

Licensed to: SMART

KMSC Skinner Motorcycles 125 Championships

Knockhill 1.271 Miles

Race 23 - 5th Race

29/09/2013 14:40

Race (10 Laps) started at 14:17:29

Pos	No.	Name	Make/Model	CC	Class Code	Laps	Total Tm	Diff	Best Tm	Best Spd
1	99	Callum GRIGOR	Kawasaki	Ninja	F125	10	10:28.759		1:02.270	73.497
2	79	Ashley ROBSON	Aprillia	RS 12	F125	10	10:59.710	30.951	1:05.057	70.349
3	7	Ti McKINTOSH	Kawasaki	300	F125	10	11:00.048	31.289	1:05.348	70.036
4	12	Jordan GILL	Aprillia	RS 12	F125	10	11:24.219	55.460	1:07.455	67.848
5	11	Lewis PATERSON	Aprillia	RS 12	F125	9	10:31.968	1 Lap	1:09.061	66.270
6	6	Liam SHIPPERLEE	Aprillia	RS 12	F125	9	10:32.853	1 Lap	1:08.184	67.122
7	41	Kieran MURRAY	Aprillia	RS 12	F125	9	10:34.154	1 Lap	1:08.895	66.430
8	80	Bethany POLANSKI	Aprillia	RS 12	F125	9	10:41.889	1 Lap	1:09.626	65.732
Not classified 0										
DNS	69	Rory SKINNER	Honda	GP 80	F125			DNS		-

Margin of Victory	Avg. Speed	Best Lap Tm	Best Spd	Best Lap by
30.951	72.789	1:02.270	73.497	99 - Callum GRIGOR

Clerk of the Course -

Orbits 4

Sig. Time

www.amb-it.com

Chief Timekeeper - Ian Sharp (SMART)

www.mylaps.com

Times on www.mylaps.com & www.smart-timing.co.uk

Licensed to: SMART

KMSC National Motorcycle Racing

KMSC Skinner Motorcycles 125 Championships

Knockhill 1.271 Miles

Race 23 - 5th Race

29/09/2013 14:40

Race (10 Laps) started at 14:17:29

Lap	Lap Tm	Diff	Time of Day
(99) Callum GRIGOR			
1			14:18:34.296
2	1:02.574	+0.304	14:19:36.870
3	1:02.795	+0.525	14:20:39.665
4	1:02.613	+0.343	14:21:42.278
5	1:03.618	+1.348	14:22:45.896
6	1:02.725	+0.455	14:23:48.621
7	1:02.482	+0.212	14:24:51.103
8	1:02.443	+0.173	14:25:53.546
9	1:02.652	+0.382	14:26:56.198
10	1:02.270		14:27:58.468

Lap	Lap Tm	Diff	Time of Day
(79) Ashley ROBSON			
1			14:18:39.696
2	1:05.727	+0.670	14:19:45.423
3	1:05.410	+0.353	14:20:50.833
4	1:05.425	+0.368	14:21:56.258
5	1:05.606	+0.549	14:23:01.864
6	1:05.532	+0.475	14:24:07.396
7	1:05.513	+0.456	14:25:12.909
8	1:06.029	+0.972	14:26:18.938
9	1:05.424	+0.367	14:27:24.362
10	1:05.057		14:28:29.419

Lap	Lap Tm	Diff	Time of Day
(7) Ti McKINTOSH			
1			14:18:37.358
2	1:05.878	+0.530	14:19:43.236
3	1:05.982	+0.634	14:20:49.218
4	1:06.498	+1.150	14:21:55.716
5	1:06.342	+0.994	14:23:02.058
6	1:05.633	+0.285	14:24:07.691
7	1:05.363	+0.015	14:25:13.054
8	1:05.517	+0.169	14:26:18.571
9	1:05.348		14:27:23.919
10	1:05.838	+0.490	14:28:29.757

Lap	Lap Tm	Diff	Time of Day
(12) Jordan GILL			
1			14:18:41.660
2	1:08.459	+1.004	14:19:50.119
3	1:08.234	+0.779	14:20:58.353
4	1:08.849	+1.394	14:22:07.202
5	1:07.817	+0.362	14:23:15.019
6	1:08.244	+0.789	14:24:23.263
7	1:07.876	+0.421	14:25:31.139
8	1:07.537	+0.082	14:26:38.676
9	1:07.797	+0.342	14:27:46.473
10	1:07.455		14:28:53.928

Lap	Lap Tm	Diff	Time of Day
(11) Lewis PATERSON			
1			14:18:45.877
2	1:10.620	+1.559	14:19:56.497
3	1:09.224	+0.163	14:21:05.721
4	1:09.546	+0.485	14:22:15.267
5	1:09.463	+0.402	14:23:24.730
6	1:09.349	+0.288	14:24:34.079
7	1:09.061		14:25:43.140
8	1:09.289	+0.228	14:26:52.429
9	1:09.248	+0.187	14:28:01.677

(6) Liam SHIPPERLEE

Lap	Lap Tm	Diff	Time of Day
1			14:18:46.259
2	1:11.984	+3.800	14:19:58.243
3	1:10.006	+1.822	14:21:08.249
4	1:10.725	+2.541	14:22:18.974
5	1:08.871	+0.687	14:23:27.845
6	1:08.701	+0.517	14:24:36.546
7	1:09.007	+0.823	14:25:45.553
8	1:08.184		14:26:53.737
9	1:08.825	+0.641	14:28:02.562

Lap	Lap Tm	Diff	Time of Day
(41) Kieran MURRAY			
1			14:18:45.286
2	1:10.971	+2.076	14:19:56.257
3	1:11.007	+2.112	14:21:07.264
4	1:10.146	+1.251	14:22:17.410
5	1:09.247	+0.352	14:23:26.657
6	1:09.260	+0.365	14:24:35.917
7	1:09.076	+0.181	14:25:44.993
8	1:09.975	+1.080	14:26:54.968
9	1:08.895		14:28:03.863

Lap	Lap Tm	Diff	Time of Day
(80) Bethany POLANSKI			
1			14:18:44.920
2	1:14.451	+4.825	14:19:59.371
3	1:11.798	+2.172	14:21:11.169
4	1:10.522	+0.896	14:22:21.691
5	1:10.370	+0.744	14:23:32.061
6	1:09.964	+0.338	14:24:42.025
7	1:10.101	+0.475	14:25:52.126
8	1:09.626		14:27:01.752
9	1:09.846	+0.220	14:28:11.598

Clerk of the Course -

Sig. Time
 Chief Timekeeper - Ian Sharp (SMART)
 Times on www.mylaps.com & www.smart-timing.co.uk

Orbits 4

www.amb-it.com
www.mylaps.com
 Licensed to: SMART

KMSC Skinner Motorcycles 125 Championships

Knockhill 1.271 Miles

Race 23 - 5th Race

29/09/2013 14:40

Race (10 Laps) started at 14:17:29

Competitors	Laps									
	1	2	3	4	5	6	7	8	9	10
Callum GRIGOR (99)	1	99	99	99	99	99	99	99	99	99
Ti McKINTOSH (7)	2	7	7	7	7	79	79	79	7	7
Ashley ROBSON (79)	3	79	79	79	79	7	7	7	79	79
Jordan GILL (12)	4	12	12	12	12	12	12	12	12	12
Bethany POLANSKI (80)	5	80	41	11	11	11	11	11	11	11
Kieran MURRAY (41)	6	41	11	41	41	41	41	41	6	6
Lewis PATERSON (11)	7	11	6	6	6	6	6	6	41	41
Liam SHIPPERLEE (6)	8	6	80	80	80	80	80	80	80	80
-	9									

KMSC National Motorcycle Racing

KMSC Skinner Motorcycles 125 Championships

Knockhill 1.271 Miles

Race 27 - 6th Race

29/09/2013 16:00

Race (10 Laps)

POLE POSITION

1

1
99 Callum GRIGOR
10

2

79 Ashley ROBSON
10

3

7 Ti McKINTOSH
10

2

4
12 Jordan GILL
10

5

11 Lewis PATERSON
9

6

6 Liam SHIPPERLEE
9

3

7
41 Kieran MURRAY
9

8

80 Bethany POLANSKI
9

9

69 Rory SKINNER

KMSC National Motorcycle Racing

Sorted on Laps

KMSC Superbikes / Clubman Championships

Knockhill 1.271 Miles

Race 24 - 3rd Race

29/09/2013 15:00

Race (10 Laps) started at 14:34:00

Pos	No.	Name	Make/Model	CC	Class Code	Laps	Total Tm	Diff	Best Tm	Best Spd
1	55	Donald MacFADYEN	BMW	S1000RR	SB	10	8:43.452		51.800	88.353
2	179	Andrew TASKER	Kawasaki	ZXR1000	SB	10	8:44.614	1.162	51.831	88.300
3	124	Craig SHIRLAW	Kawasaki	ZX10R	SB	10	8:59.671	16.219	52.566	87.065
4	17	Martin JOWETT	Kawasaki	1000	SB	10	9:00.601	17.149	52.170	87.726
5	47	Alan BRYCE	Suzuki	GSXR 1000	C	10	9:03.388	19.936	53.636	85.329
6	22	Sean COOPER	Kawasaki	ZX10R	SB	10	9:05.204	21.752	53.464	85.603
7	165	Alan BAILEY	Suzuk	GSXR 1000K7	SB	10	9:06.824	23.372	53.503	85.541
8	84	Darren ROSS	Kawasaki	ZX10R	C	10	9:15.832	32.380	53.010	86.336
9	14	Paul QUINN	Yamaha	R1 1000	C	10	9:16.017	32.565	54.513	83.956
10	77	Graham DUNCAN	BMW	S1000RR	C	10	9:16.185	32.733	54.003	84.749
11	24	Andrew LAMOND	BMW	S1000RR	C	10	9:18.893	35.441	54.435	84.076
12	111	Gavin DONALD	BMW	s1000rr	C	10	9:27.459	44.007	55.147	82.991
13	117	Jimmy SHANKS	KTM	RC8	C	10	9:30.047	46.595	55.691	82.180
14	63	Kenny PATERSON	Ducati	1198	C	10	9:31.243	47.791	55.800	82.019
15	89	Andrew HUNTER	Suzuki	GSXR 1000	C	10	9:33.107	49.655	56.329	81.249
16	65	Craig COX	Yamaha	R1 1000	C	10	9:34.903	51.451	56.282	81.317
17	23	Maurice RAE	Ducati	1198	C	9	8:47.466	1 Lap	57.275	79.907
18	33	Graeme BODEL	Ducati	1098	C	9	8:52.040	1 Lap	57.762	79.233
19	64	Brian MacKIE	Ducati	1100	C	9	9:02.055	1 Lap	58.705	77.961
20	71	Leigh BROOKS	Yamaha	R1	SB	9	9:15.774	1 Lap	59.855	76.463
Not classified ()										
DNF	61	Norman BRUNTON	Yamaha	R1 1000	SB	6	5:25.213	DNF	52.726	86.801
DNF	72	Victor CORRIERI	Ducati	1198	C	4	4:00.955	DNF	57.129	80.111
DNF	31	Torquill PATERSON	Suzuki	GSXR1000	SB	2	1:46.699	DNF	51.884	88.210
DNF	78	Mike KEITH	Kawasaki	ZX10R	SB	2	1:46.964	DNF	52.007	88.001
DNS	36	Roy HOUSTON	Kawasaki	ZX10R	SB			DNS	-	-
DNS	11	Richard HUGHES	Suzuki	GSXR1000	C			DNS	-	-
DNS	6	Alan DAVISON	Ducati	1198	C			DNS	-	-
DNS	69	Bryan CAMPBELL	Kawasaki	ZX10	SB			DNS	-	-
DNS	66	Derek BUTCHER	Ducati	1198	C			DNS	-	-

Announcements

Bike No.17 - Racetime includes 10 second Jump Start penalty.

Margin of Victory	Avg. Speed	Best Lap Tm	Best Spd	Best Lap by
1.162	87.433	51.800	88.353	55 - Donald MacFADYEN

Clerk of the Course -

Orbits 4

Sig. Time

www.amb-it.com

Chief Timekeeper - Ian Sharp (SMART)

www.mylaps.com

Times on www.mylaps.com & www.smart-timing.co.uk

Licensed to: SMART

KMSC National Motorcycle Racing

KMSC Superbikes / Clubman Championships

Knockhill 1.271 Miles

Race 24 - 3rd Race

29/09/2013 15:00

Race (10 Laps) started at 14:34:00



Lap	Lap Tm	Diff	Time of Day
2	57.164	+0.882	14:36:00.302
3	56.624	+0.342	14:36:56.926
4	56.598	+0.316	14:37:53.524
5	56.282		14:38:49.806
6	56.732	+0.450	14:39:46.538
7	57.596	+1.314	14:40:44.134
8	57.080	+0.798	14:41:41.214
9	57.118	+0.836	14:42:38.332
10	56.719	+0.437	14:43:35.051

(23) Maurice RAE

1			14:35:05.501
2	57.978	+0.703	14:36:03.479
3	58.405	+1.130	14:37:01.884
4	57.911	+0.636	14:37:59.795
5	57.552	+0.277	14:38:57.347
6	57.449	+0.174	14:39:54.796
7	57.497	+0.222	14:40:52.293
8	57.275		14:41:49.568
9	58.046	+0.771	14:42:47.614

(33) Graeme BODEL

1			14:35:04.909
2	57.974	+0.212	14:36:02.883
3	58.446	+0.684	14:37:01.329
4	58.086	+0.324	14:37:59.415
5	57.762		14:38:57.177
6	59.059	+1.297	14:39:56.236
7	58.890	+1.128	14:40:55.126
8	58.586	+0.824	14:41:53.712
9	58.476	+0.714	14:42:52.188

(64) Brian MackIE

1			14:35:06.350
2	59.524	+0.819	14:36:05.874
3	58.705		14:37:04.579
4	59.132	+0.427	14:38:03.711
5	59.441	+0.736	14:39:03.152
6	59.560	+0.855	14:40:02.712
7	1:00.310	+1.605	14:41:03.022
8	59.576	+0.871	14:42:02.598
9	59.605	+0.900	14:43:02.203

(71) Leigh BROOKS

1			14:35:05.959
2	59.855		14:36:05.814
3	1:00.508	+0.653	14:37:06.322
4	1:00.714	+0.859	14:38:07.036
5	1:00.813	+0.958	14:39:07.849
6	1:02.573	+2.718	14:40:10.422
7	1:02.715	+2.860	14:41:13.137
8	1:01.666	+1.811	14:42:14.803
9	1:01.119	+1.264	14:43:15.922

(61) Norman BRUNTON

1			14:34:58.950
2	53.483	+0.757	14:35:52.433
3	53.056	+0.330	14:36:45.489
4	53.840	+1.114	14:37:39.329
5	53.306	+0.580	14:38:32.635
6	52.726		14:39:25.361

Lap	Lap Tm	Diff	Time of Day
(72) Victor CORRIERI			
1			14:35:03.601
2	57.129		14:36:00.730
3	58.731	+1.602	14:36:59.461
4	1:01.642	+4.513	14:38:01.103

(31) Torquil PATERSON

1			14:34:54.963
2	51.884		14:35:46.847

(78) Mike KEITH

1			14:34:55.105
2	52.007		14:35:47.112

Lap	Lap Tm	Diff	Time of Day
-----	--------	------	-------------

Clerk of the Course -

Orbits 4

Sig. Time

www.amb-it.com

Chief Timekeeper - Ian Sharp (SMART)

www.mylaps.com

Times on www.mylaps.com & www.smart-timing.co.uk

Licensed to: SMART

KMSC Superbikes / Clubman Championships

Knockhill 1.271 Miles

Race 24 - 3rd Race

29/09/2013 15:00

Race (10 Laps) started at 14:34:00

Competitors	Laps									
	1	2	3	4	5	6	7	8	9	10
Torquil PATERSON (31)	1	31	31	55	55	55	55	55	55	55
Mike KEITH (78)	2	78	78	179	179	179	179	179	179	179
Donald MacFADYEN (55)	3	55	55	17	17	17	17	17	17	17
Andrew TASKER (179)	4	179	179	47	47	84	84	124	124	124
Martin JOWETT (17)	5	17	17	84	84	61	61	47	47	47
Alan BRYCE (47)	6	47	47	61	61	124	124	165	22	22
Darren ROSS (84)	7	84	84	124	124	47	47	22	165	165
Norman BRUNTON (61)	8	61	61	165	165	165	14	14	14	84
Sean COOPER (22)	9	22	124	22	22	22	77	77	77	14
Craig SHIRLAW (124)	10	124	165	14	14	14	24	24	84	77
Alan BAILEY (165)	11	165	22	77	77	77	84	84	24	24
Paul QUINN (14)	12	14	14	89	24	24	24	111	111	111
Andrew HUNTER (89)	13	89	77	24	89	89	89	117	117	117
Andrew LAMOND (24)	14	24	24	117	117	117	63	63	63	63
Graham DUNCAN (77)	15	77	89	65	65	65	111	89	89	89
Jimmy SHANKS (117)	16	117	117	63	63	111	63	65	65	65
Craig COX (65)	17	65	63	72	111	63	65	23	23	23
Victor CORRIERI (72)	18	72	65	111	33	33	23	33	33	33
Kenny PATERSON (63)	19	63	72	33	23	23	33	64	64	64
Graeme BODEL (33)	20	33	33	23	72	64	64	71	71	71
Maurice RAE (23)	21	23	23	64	64	71	71			
Leigh BROOKS (71)	22	71	111	71	71					
Gavin DONALD (111)	23	111	71							
Brian MacKIE (64)	24	64	64							
-	25									
-	26									
-	27									
-	28									
-	29									

KMSC Cupar Motorcycles Pre Injection 600

Knockhill 1.271 Miles

Race 25 - 5th Race

29/09/2013 15:20

Race (10 Laps) started at 14:51:14

Pos	No.	Name	Make/Model	CC	Class Code	Laps	Total Tm	Diff	Best Tm	Best Spd
1	80	Lee TEASDALE	Yamaha	R6 60	PI6	10	9:16.435		54.859	83.426
2	67	Derek BURNS	Yamaha	R6 60	PI6	10	9:20.028	3.593	55.383	82.637
3	26	Allan RENNIE	Honda	CBR 6	PI6	10	9:30.624	14.189	56.077	81.614
4	11	Patrick FORMAN	Yamaha	R6 60	PI6	10	9:34.570	18.135	56.565	80.910
5	122	David SUDDER	Yamaha	P6 60	PI6	10	9:45.317	28.882	57.033	80.246
6	75	Harry PULLAR	Yamaha	R6 60	PI6	10	9:48.392	31.957	56.334	81.242
7	72	Douglas SHEARER	Kawasaki	ZX6R	PI6	10	9:55.787	39.352	58.403	78.364
8	27	Paul BOWERBANK	Yamaha	R6 60	PI6	10	10:04.721	48.286	55.736	82.114
9	79	James ROTHERAY	Yamaha	R6 60	PI6	9	9:19.505	1 Lap	1:00.744	75.344
10	169	Chris RICHAL	Yamaha	R6 60	PI6	9	9:54.210	1 Lap	1:03.117	72.511

Announcements

Bike No.75 - Racetime includes 10 second Jump Start penalty.

Margin of Victory	Avg. Speed	Best Lap Tm	Best Spd	Best Lap by
3.593	82.250	54.859	83.426	80 - Lee TEASDALE

Clerk of the Course -

Orbits 4

Sig. Time

www.amb-it.com

Chief Timekeeper - Ian Sharp (SMART)

www.mylaps.com

Times on www.mylaps.com & www.smart-timing.co.uk

Licensed to: SMART

KMSC National Motorcycle Racing

KMSC Cupar Motorcycles Pre Injection 600

Knockhill 1.271 Miles

Race 25 - 5th Race

29/09/2013 15:20

Race (10 Laps) started at 14:51:14

Lap	Lap Tm	Diff	Time of Day
(80) Lee TEASDALE			
1			14:52:11.816
2	55.054	+0.195	14:53:06.870
3	54.859		14:54:01.729
4	55.272	+0.413	14:54:57.001
5	55.141	+0.282	14:55:52.142
6	55.367	+0.508	14:56:47.509
7	55.373	+0.514	14:57:42.882
8	55.789	+0.930	14:58:38.671
9	55.104	+0.245	14:59:33.775
10	56.775	+1.916	15:00:30.550

Lap	Lap Tm	Diff	Time of Day
(67) Derek BURNS			
1			14:52:12.652
2	55.643	+0.260	14:53:08.295
3	55.433	+0.050	14:54:03.728
4	55.383		14:54:59.111
5	55.873	+0.490	14:55:54.984
6	55.701	+0.318	14:56:50.685
7	55.587	+0.204	14:57:46.272
8	56.171	+0.788	14:58:42.443
9	55.730	+0.347	14:59:38.173
10	55.970	+0.587	15:00:34.143

Lap	Lap Tm	Diff	Time of Day
(26) Allan RENNIE			
1			14:52:13.612
2	56.550	+0.473	14:53:10.162
3	56.850	+0.773	14:54:07.012
4	56.418	+0.341	14:55:03.430
5	57.736	+1.659	14:56:01.166
6	56.870	+0.793	14:56:58.036
7	56.554	+0.477	14:57:54.590
8	56.077		14:58:50.667
9	57.053	+0.976	14:59:47.720
10	57.019	+0.942	15:00:44.739

Lap	Lap Tm	Diff	Time of Day
(11) Patrick FORMAN			
1			14:52:14.354
2	57.193	+0.628	14:53:11.547
3	56.565		14:54:08.112
4	57.325	+0.760	14:55:05.437
5	57.072	+0.507	14:56:02.509
6	57.002	+0.437	14:56:59.511
7	57.489	+0.924	14:57:57.000
8	56.886	+0.321	14:58:53.886
9	57.312	+0.747	14:59:51.198
10	57.487	+0.922	15:00:48.685

Lap	Lap Tm	Diff	Time of Day
(122) David SUDDER			
1			14:52:17.569
2	57.541	+0.508	14:53:15.110
3	57.959	+0.926	14:54:13.069
4	57.358	+0.325	14:55:10.427
5	57.033		14:56:07.460
6	57.980	+0.947	14:57:05.440
7	58.036	+1.003	14:58:03.476
8	57.283	+0.250	14:59:00.759
9	59.463	+2.430	15:00:00.222
10	59.210	+2.177	15:00:59.432

Lap	Lap Tm	Diff	Time of Day
(75) Harry PULLAR			
1			14:52:17.730
2	59.611	+3.277	14:53:17.341
3	56.721	+0.387	14:54:14.062
4	56.864	+0.530	14:55:10.926
5	56.717	+0.383	14:56:07.643
6	57.412	+1.078	14:57:05.055
7	57.455	+1.121	14:58:02.510
8	56.334		14:58:58.844
9	57.038	+0.704	14:59:55.882
10	56.625	+0.291	15:00:52.507

Lap	Lap Tm	Diff	Time of Day
(72) Douglas SHEARER			
1			14:52:17.538
2	59.767	+1.364	14:53:17.305
3	58.672	+0.269	14:54:15.977
4	59.616	+1.213	14:55:15.593
5	59.082	+0.679	14:56:14.675
6	59.137	+0.734	14:57:13.812
7	59.250	+0.847	14:58:13.062
8	59.086	+0.683	14:59:12.148
9	59.351	+0.948	15:00:11.499
10	58.403		15:01:09.902

Lap	Lap Tm	Diff	Time of Day
(27) Paul BOWERBANK			
1			14:52:14.556
2	56.373	+0.637	14:53:10.929
3	56.158	+0.422	14:54:07.087
4	55.736		14:55:02.823
5	57.612	+1.876	14:56:00.435
6	1:01.901	+6.165	14:57:02.336
7	1:01.650	+5.914	14:58:03.986
8	1:04.974	+9.238	14:59:08.960
9	1:03.255	+7.519	15:00:12.215
10	1:06.621	+10.885	15:01:18.836

Lap	Lap Tm	Diff	Time of Day
(79) James ROTHERAY			
1			14:52:19.157
2	1:00.744		14:53:19.901
3	1:01.232	+0.488	14:54:21.133
4	1:01.892	+1.148	14:55:23.025
5	1:02.057	+1.313	14:56:25.082
6	1:01.917	+1.173	14:57:26.999
7	1:02.177	+1.433	14:58:29.176
8	1:02.059	+1.315	14:59:31.235
9	1:02.385	+1.641	15:00:33.620

Lap	Lap Tm	Diff	Time of Day
(169) Chris RICHAL			
1			14:52:22.153
2	1:03.117		14:53:25.270
3	1:03.571	+0.454	14:54:28.841
4	1:03.783	+0.666	14:55:32.624
5	1:03.646	+0.529	14:56:36.270
6	1:04.602	+1.485	14:57:40.872
7	1:04.992	+1.875	14:58:45.864
8	1:16.381	+13.264	15:00:02.245
9	1:06.080	+2.963	15:01:08.325

Clerk of the Course -

Orbits 4

Sig. Time

www.amb-it.com

Chief Timekeeper - Ian Sharp (SMART)

www.mylaps.com

Times on www.mylaps.com & www.smart-timing.co.uk

Licensed to: SMART

KMSC Cupar Motorcycles Pre Injection 600

Knockhill 1.271 Miles

Race 25 - 5th Race

29/09/2013 15:20

Race (10 Laps) started at 14:51:14

Competitors	Laps									
	1	2	3	4	5	6	7	8	9	10
Lee TEASDALE (80)	1	80	80	80	80	80	80	80	80	80
Derek BURNS (67)	2	67	67	67	67	67	67	67	67	67
Allan RENNIE (26)	3	26	26	26	27	27	26	26	26	26
Patrick FORMAN (11)	4	11	27	27	26	26	11	11	11	11
Paul BOWERBANK (27)	5	27	11	11	11	11	27	75	75	75
Douglas SHEARER (72)	6	72	122	122	122	122	75	122	122	122
David SUDDER (122)	7	122	72	75	75	75	122	27	27	72
Harry PULLAR (75)	8	75	75	72	72	72	72	72	27	27
James ROTHERAY (79)	9	79	79	79	79	79	79	79	79	79
Chris RICHAL (169)	10	169	169	169	169	169	169	169	169	169

KMSC National Motorcycle Racing

Sorted on Laps

KMSC Superstock 600 Championship

Knockhill 1.271 Miles

Race 26 - 4th Race

29/09/2013 15:40

Race (10 Laps) started at 15:06:30

Pos	No.	Name	Make/Model	CC	Class Code	Laps	Total Tm	Diff	Best Tm	Best Spd
1	49	Paul McCLUNG	Kawasaki	ZX6R 600	S6	10	8:47.669		52.086	87.868
2	94	Greg GILFILLAN	Kawasaki	ZX6R 600	S6	10	8:47.962	0.293	52.073	87.890
3	12	William MONIE	Yamaha	R6 600	S6	10	8:53.607	5.938	52.412	87.321
4	30	Liam SHELLCOCK	Yamaha	R6 600	S6	10	9:02.002	14.333	53.291	85.881
5	121	Callum PATERSON	Yamaha	R6 600	S6	10	9:04.541	16.872	53.733	85.174
6	3	Angus MEARNS	Yamaha	R6 600	S6	10	9:14.470	26.801	54.694	83.678
7	97	Sammi TASKER	Suzuki	GSXR 600	S6	10	9:16.377	28.708	54.875	83.402
8	130	Douglas CUNNINGHAM	Yamaha	R6 600	S6	10	9:16.549	28.880	54.830	83.470
9	45	Ewan GRAY	Kawasaki	ZX62 600	S6	10	9:18.325	30.656	54.948	83.291
10	36	Mark CUMMING	Yamaha	R6 600	S6	10	9:20.146	32.477	55.122	83.028
11	19	Kristopher DUNCAN	Kawasaki	ZX6R 600	S6	10	9:20.449	32.780	55.001	83.211
12	88	Graham PIRIE	Yamaha	R6 600	S6	10	9:25.076	37.407	54.977	83.247
13	67	Robert SMART	Suzuki	GSXR 600	S6	10	9:25.514	37.845	55.783	82.044
14	32	Matthew KERR	Yamaha	R6 600	S6	10	9:40.210	52.541	57.050	80.222
15	64	Gavin JONES	Yamaha	R6 600	S6	9	8:54.273	1 Lap	58.077	78.804
16	69	Douglas HOUSTON	Triumph	675	S6	9	9:20.045	1 Lap	1:00.623	75.494

Not classified ()

DNF	28	Paul BOWERBANK	Kawasaki	ZXX6R 600	S6	1	1:05.007	DNF	-	-
DNS	71	Chris COOK	Kawasaki	ZX6R 600	S6			DNS	-	-
DNS	39	Stuart McINTYRE	Suzuki	GSXR 600	S6			DNS	-	-
DNS	91	Cathal LAVERTY	Yamaha	R6 600	S6			DNS	-	-
DNS	20	Mark HERITAGE	Kawasaki	ZX6R 600	S6			DNS	-	-
DNS	18	Andy DUNNETT	Yamaha	R6 600	S6			DNS	-	-
DNS	37	Steven CURRIE	Kawasaki	VRX 600	S6			DNS	-	-
DNS	77	Stuart JACKSON	Yamaha	R6 600	S6			DNS	-	-
DNS	27	Bruce SMART	Yamaha	R6 600	S6			DNS	-	-
DNS	33	Mark FEARN	Kawasaki	ZX6R 600	S6			DNS	-	-
DNS	96	Grant CAMPBELL	Kawasaki	ZX6R 600	S6			DNS	-	-
DNS	5	Iain BARRY	Yamaha	R6 600	S6			DNS	-	-
DNS	29	Daniel MacCLEAN	Honda	CBR 600RR	S6			DNS	-	-
DNS	21	David JACKSON	Suzuki	GSXR 600	S6			DNS	-	-
DNS	191	Mark STEPHENSON	Yamaha	R6 600	S6			DNS	-	-

Margin of Victory	Avg. Speed	Best Lap Tm	Best Spd	Best Lap by
0.293	86.734	52.073	87.890	94 - Greg GILFILLAN

Clerk of the Course -

Orbits 4

Sig. Time
Chief Timekeeper - Ian Sharp (SMART)

www.amb-it.com
www.mylaps.com

Times on www.mylaps.com & www.smart-timing.co.uk

Licensed to: SMART

KMSC National Motorcycle Racing


KMSC Superstock 600 Championship

Race 26 - 4th Race

Race (10 Laps) started at 15:06:30

Knockhill 1.271 Miles

29/09/2013 15:40



Lap	Lap Tm	Diff	Time of Day
3	1:02.040	+1.417	15:09:41.414
4	1:02.592	+1.969	15:10:44.006
5	1:02.241	+1.618	15:11:46.247
6	1:01.471	+0.848	15:12:47.718
7	1:01.043	+0.420	15:13:48.761
8	1:01.414	+0.791	15:14:50.175
9	1:00.623		15:15:50.798

(28) Paul BOWERBANK

1			15:07:35.760
---	--	--	--------------

Lap Lap Tm Diff Time of Day

Lap Lap Tm Diff Time of Day

Clerk of the Course -

Sig. Time

Chief Timekeeper - Ian Sharp (SMART)

Times on www.mylaps.com & www.smart-timing.co.uk

Printed: 30/09/2013 18:45:14

Orbits 4

www.amb-it.com

www.mylaps.com

Licensed to: SMART

KMSC Superstock 600 Championship

Knockhill 1.271 Miles

Race 26 - 4th Race

29/09/2013 15:40

Race (10 Laps) started at 15:06:30

Competitors	Laps									
	1	2	3	4	5	6	7	8	9	10
Greg GILFILLAN (94)	1	94	94	94	49	49	49	49	49	49
Paul McCLUNG (49)	2	49	49	49	94	94	94	94	94	94
William MONIE (12)	3	12	12	12	12	12	12	12	12	12
Liam SHELLCOCK (30)	4	30	30	30	30	30	30	30	30	30
Callum PATERSON (121)	5	121	121	121	121	121	121	121	121	121
Angus MEARN (3)	6	3	3	3	3	3	3	3	3	3
Ewan GRAY (45)	7	45	45	45	45	45	97	97	97	97
Sammi TASKER (97)	8	97	97	97	97	97	130	130	130	130
Douglas CUNNINGHAM (130)	9	130	130	130	130	130	45	45	45	45
Mark CUMMING (36)	10	36	36	36	36	36	36	36	36	36
Robert SMART (67)	11	67	19	19	19	19	19	19	19	19
Kristopher DUNCAN (19)	12	19	67	67	67	67	67	67	67	88
Graham PIRIE (88)	13	88	88	88	88	88	88	88	88	67
Matthew KERR (32)	14	32	32	32	32	32	32	32	32	32
Gavin JONES (64)	15	64	64	64	64	64	64	64	64	64
Paul BOWERBANK (28)	16	28	69	69	69	69	69	69	69	69
Douglas HOUSTON (69)	17	69								
-	18									
-	19									
-	20									
-	21									
-	22									
-	23									
-	24									
-	25									
-	26									
-	27									
-	28									
-	29									
-	30									
-	31									

KMSC Skinner Motorcycles 125 Championships

Knockhill 1.271 Miles

Race 27 - 6th Race

29/09/2013 16:00

Race (10 Laps) started at 15:21:06

Pos	No.	Name	Make/Model	CC	Class Code	Laps	Total Tm	Diff	Best Tm	Best Spd
1	99	Callum GRIGOR	Kawasaki	Ninja	F125	10	10:37.559		1:02.386	73.361
2	7	Ti McKINTOSH	Kawasaki	300	F125	10	10:59.411	21.852	1:04.812	70.615
3	79	Ashley ROBSON	Aprillia	RS 12	F125	10	11:02.607	25.048	1:05.037	70.370
4	12	Jordan GILL	Aprillia	RS 12	F125	10	11:19.455	41.896	1:07.427	67.876
5	6	Liam SHIPPERLEE	Aprillia	RS 12	F125	10	11:30.916	53.357	1:07.931	67.372
6	41	Kieran MURRAY	Aprillia	RS 12	F125	10	11:38.392	1:00.833	1:08.890	66.435
7	11	Lewis PATERSON	Aprillia	RS 12	F125	10	11:45.218	1:07.659	1:09.553	65.801
Not classified ()										
DNF	80	Bethany POLANSKI	Aprillia	RS 12	F125	2	2:37.511	DNF	1:19.909	57.274
DNS	69	Rory SKINNER	Honda	GP 80	F125			DNS		-

Margin of Victory	Avg. Speed	Best Lap Tm	Best Spd	Best Lap by
21.852	71.784	1:02.386	73.361	99 - Callum GRIGOR

Clerk of the Course -

Orbits 4

Sig. Time
 Chief Timekeeper - Ian Sharp (SMART)

www.amb-it.com
 www.mylaps.com

Times on www.mylaps.com & www.smart-timing.co.uk

Licensed to: SMART

KMSC National Motorcycle Racing

KMSC Skinner Motorcycles 125 Championships

Knockhill 1.271 Miles

Race 27 - 6th Race

29/09/2013 16:00

Race (10 Laps) started at 15:21:06

Lap	Lap Tm	Diff	Time of Day
(99) Callum GRIGOR			
1			15:22:11.223
2	1:02.696	+0.310	15:23:13.919
3	1:02.698	+0.312	15:24:16.617
4	1:02.387	+0.001	15:25:19.004
5	1:02.809	+0.423	15:26:21.813
6	1:02.460	+0.074	15:27:24.273
7	1:02.790	+0.404	15:28:27.063
8	1:02.507	+0.121	15:29:29.570
9	1:02.386		15:30:31.956
10	1:12.156	+9.770	15:31:44.112

Lap	Lap Tm	Diff	Time of Day
(7) Ti McKINTOSH			
1			15:22:13.624
2	1:04.820	+0.008	15:23:18.444
3	1:05.749	+0.937	15:24:24.193
4	1:05.946	+1.134	15:25:30.139
5	1:06.205	+1.393	15:26:36.344
6	1:06.127	+1.315	15:27:42.471
7	1:06.449	+1.637	15:28:48.920
8	1:06.323	+1.511	15:29:55.243
9	1:05.909	+1.097	15:31:01.152
10	1:04.812		15:32:05.964

Lap	Lap Tm	Diff	Time of Day
(79) Ashley ROBSON			
1			15:22:17.027
2	1:06.836	+1.799	15:23:23.863
3	1:06.308	+1.271	15:24:30.171
4	1:06.398	+1.361	15:25:36.569
5	1:05.846	+0.809	15:26:42.415
6	1:05.570	+0.533	15:27:47.985
7	1:05.601	+0.564	15:28:53.586
8	1:05.037		15:29:58.623
9	1:05.108	+0.071	15:31:03.731
10	1:05.429	+0.392	15:32:09.160


Lap	Lap Tm	Diff	Time of Day
(12) Jordan GILL			
1			15:22:17.489
2	1:07.744	+0.317	15:23:25.233
3	1:07.736	+0.309	15:24:32.969
4	1:07.441	+0.014	15:25:40.410
5	1:07.427		15:26:47.837
6	1:07.719	+0.292	15:27:55.556
7	1:07.682	+0.255	15:29:03.238
8	1:07.614	+0.187	15:30:10.852
9	1:07.724	+0.297	15:31:18.576
10	1:07.432	+0.005	15:32:26.008

Lap	Lap Tm	Diff	Time of Day
(6) Liam SHIPPERLEE			
1			15:22:20.755
2	1:09.638	+1.707	15:23:30.393
3	1:08.985	+1.054	15:24:39.378
4	1:08.267	+0.336	15:25:47.645
5	1:08.512	+0.581	15:26:56.157
6	1:08.351	+0.420	15:28:04.508
7	1:08.323	+0.392	15:29:12.831
8	1:08.558	+0.627	15:30:21.389
9	1:07.931		15:31:29.320
10	1:08.149	+0.218	15:32:37.469

Lap	Lap Tm	Diff	Time of Day
(41) Kieran MURRAY			
1			15:22:21.980
2	1:09.303	+0.413	15:23:31.283
3	1:10.259	+1.369	15:24:41.542
4	1:09.248	+0.358	15:25:50.790
5	1:08.890		15:26:59.680
6	1:08.920	+0.030	15:28:08.600
7	1:09.115	+0.225	15:29:17.715
8	1:09.226	+0.336	15:30:26.941
9	1:08.911	+0.021	15:31:35.852
10	1:09.093	+0.203	15:32:44.945

Lap	Lap Tm	Diff	Time of Day
(11) Lewis PATERSON			
1			15:22:21.088
2	1:09.684	+0.131	15:23:30.772
3	1:09.553		15:24:40.325
4	1:10.041	+0.488	15:25:50.366
5	1:10.217	+0.664	15:27:00.583
6	1:09.712	+0.159	15:28:10.295
7	1:09.948	+0.395	15:29:20.243
8	1:10.458	+0.905	15:30:30.701
9	1:10.555	+1.002	15:31:41.256
10	1:10.515	+0.962	15:32:51.771

Lap	Lap Tm	Diff	Time of Day
(80) Bethany POLANSKI			
1			15:22:24.155
2	1:19.909		15:23:44.064



Clerk of the Course -

Orbits 4

Sig. Time

Chief Timekeeper - Ian Sharp (SMART)

www.amb-it.com

www.mylaps.com

Times on www.mylaps.com & www.smart-timing.co.uk

Licensed to: SMART

KMSC Skinner Motorcycles 125 Championships

Knockhill 1.271 Miles

Race 27 - 6th Race

29/09/2013 16:00

Race (10 Laps) started at 15:21:06

Competitors	Laps									
	1	2	3	4	5	6	7	8	9	10
Callum GRIGOR (99)	99	99	99	99	99	99	99	99	99	99
Ti McKINTOSH (7)	7	7	7	7	7	7	7	7	7	7
Ashley ROBSON (79)	79	79	79	79	79	79	79	79	79	79
Jordan GILL (12)	12	12	12	12	12	12	12	12	12	12
Liam SHIPPERLEE (6)	6	6	6	6	6	6	6	6	6	6
Lewis PATERSON (11)	11	11	11	11	41	41	41	41	41	41
Kieran MURRAY (41)	41	41	41	41	11	11	11	11	11	11
Bethany POLANSKI (80)	80	80								
-										