

Knockhill

19th July 2015

Summer Raceday



S.M.A.R.T.

Scottish Motorsports Automatic Race Timing

Ravenslea, Melrose Road, Galashiels, TD1 2AT

Telephone : 01896 – 752447

SMRC Summer Raceday

Sorted on best lap time

Scottish Legends Championship

Knockhill 1.267 miles

Familiarisation - Q1

19/07/2015 08:30

Practice (6 Laps) started at 8:29:35

Pos	No.	Name	Make/Model	CC	Class Code	Laps	Best Tm	Diff	Best Speed	2nd Best
1	1	John PATERSON	Ford Coupe	1250	L	6	1:08.164		66.910	1:08.471
2	31	Daniel McKAY	Chevy Sedan	1250	LT	6	1:09.013	0.849	66.087	1:09.146
3	4	David NEWALL	Ford Coupe	1250	LT	6	1:09.737	1.573	65.401	1:10.020
4	26	Scott HYNDS	Ford Coupe	1250	LT	6	1:09.869	1.705	65.277	1:10.967
5	7	Alan FREELAND	Ford Coupe	1250	LT	6	1:10.096	1.932	65.066	1:10.677
6	6	David HUNTER	Ford Coupe	1250	L	6	1:10.273	2.109	64.902	1:10.574
7	2	Steven McGILL	Ford Coupe	1250	L	6	1:10.426	2.262	64.761	1:10.947
8	37	Ivor GREENWOOD	Ford Coupe	1250	L	6	1:10.701	2.537	64.509	1:10.823
9	38	Pino PALAZZO	Ford Coupe	1250	LT	4	1:10.789	2.625	64.429	1:12.057
10	17	Billy WAIT	Ford Coupe	1250	L	6	1:10.959	2.795	64.274	1:11.501
11	69	Gerard McCOSH	Ford Coupe	1250	L	6	1:11.409	3.245	63.869	1:12.076
12	68	Will NEAL	Ford Coupe	1250	L R	6	1:11.516	3.352	63.774	1:11.663
13	58	Mark CUMMING	Ford Coupe	1250	L R	6	1:12.827	4.663	62.626	1:15.476
14	52	Stewart BLACK	Ford Coupe	1250	L	6	1:12.871	4.707	62.588	1:14.565
15	83	Grant SMITH	Chevy Sedan	1250	L R	6	1:13.783	5.619	61.814	1:13.868
16	3	Ian McLEISH	Ford Coupe	1250	L R	6	1:14.082	5.918	61.565	1:14.267
17	16	John BUSHBY	Chevy Sedan	1250	L	6	1:17.179	9.015	59.094	1:17.503
18	18	Gary LYNCH	Ford Coupe	1250	L	5	1:18.411	10.247	58.166	1:20.256

Clerk of the Course :

Orbits

Sig : Time :

Chief Timekeeper : Ian Sharp (SMART Timing)

www.mylaps.com

Results available at www.smart-timing.co.uk and www.mylaps.com

Licensed to: SMART Timing

Printed: 20/07/2015 18:24:07

SMRC Summer Raceday

Scottish Legends Championship

Knockhill 1.267 miles

Familiarisation - Q1

19/07/2015 08:30

Practice (6 Laps) started at 8:29:35

Lap	Time of Day	Lap Tm	S1	S2	S3	S3Spd	SFSpd	Lap	Time of Day	Lap Tm	S1	S2	S3	S3Spd	SFSpd
(1) John PATERSON															
1	8:31:42.966			39.150	29.171	46.765		3	8:33:48.218	1:11.501	23.317	27.541	20.643	91.928	87.722
2	8:32:51.437	1:08.471	22.635	26.287	19.549	95.188		4	8:35:00.217	1:11.999	23.338	28.201	20.460	92.690	87.380
3	8:34:02.273	1:10.836	23.665	26.811	20.360	94.120	87.608	5	8:36:12.738	1:12.521	23.134	27.814	21.573	84.946	86.927
4	8:35:10.437	1:08.164	22.066	26.265	19.833	95.188	88.068	6	8:37:23.697	1:10.959	23.169	26.845	20.945	92.054	86.590
5	8:36:19.195	1:08.758	22.256	26.543	19.959	94.919	87.040	(69) Gerard McCOSH							
6	8:37:27.770	1:08.575	22.610	26.337	19.628	93.595	86.590	1	8:31:02.309			30.684	23.040	74.234	
(31) Daniel McKay															
1	8:30:50.355			28.476	20.312	90.686		2	8:32:16.863	1:14.554	24.399	28.888	21.267	85.487	
2	8:31:59.621	1:09.266	22.313	26.575	20.378	92.054		3	8:33:31.338	1:14.475	23.840	29.309	21.326	89.120	
3	8:33:09.332	1:09.711	22.354	26.892	20.465	92.435		4	8:34:45.755	1:14.417	24.152	28.099	22.166	86.814	86.479
4	8:34:18.345	1:09.013	22.603	26.274	20.136	92.181	87.153	5	8:35:57.831	1:12.076	24.088	27.468	20.520	93.335	85.270
5	8:35:27.491	1:09.146	22.219	26.924	20.003	92.690	86.479	6	8:37:09.240	1:11.409	23.230	27.332	20.847	90.564	83.989
6	8:36:36.978	1:09.487	22.220	27.321	19.946	94.785	85.379	(68) Will NEAL							
(4) David NEWALL															
1	8:31:07.207			27.939	20.363	91.928		1	8:30:51.531			29.051	21.244	86.479	
2	8:32:18.496	1:11.289	22.792	27.916	20.581	91.802		2	8:32:03.576	1:12.045	23.195	27.464	21.386	88.884	
3	8:33:28.766	1:10.270	22.579	27.588	20.103	91.552		3	8:33:15.807	1:12.231	23.735	27.663	20.833	89.957	
4	8:34:38.786	1:10.020	22.563	27.487	19.970	91.677	85.706	4	8:34:28.339	1:12.532	23.448	27.961	21.123	88.532	84.095
5	8:35:48.523	1:09.737	22.571	27.457	19.709	92.054	86.479	5	8:35:39.855	1:11.516	23.533	27.636	20.347	89.957	84.839
6	8:36:59.181	1:10.658	23.331	27.541	19.786	90.932	84.732	6	8:36:51.518	1:11.663	23.704	27.169	20.790	90.077	84.946
(26) Scott HYNDIS															
1	8:31:08.044			30.128	21.321	91.427		(58) Mark CUMMING							
2	8:32:21.023	1:12.979	24.552	27.553	20.874	88.649		1	8:30:52.113			29.703	23.659	84.095	
3	8:33:31.990	1:10.967	22.994	27.304	20.669	92.435		2	8:32:09.182	1:17.069	25.290	29.514	22.265	84.200	
4	8:34:44.270	1:12.280	23.803	27.845	20.632	93.465	87.722	3	8:33:24.658	1:15.476	24.071	29.400	22.005	88.068	
5	8:35:54.139	1:09.869	22.867	26.592	20.410	93.988	87.608	4	8:34:40.177	1:15.519	24.593	29.472	21.454	86.590	83.260
6	8:37:05.254	1:11.115	23.155	27.735	20.225	91.802	86.368	5	8:35:53.004	1:12.827	23.665	28.345	20.817	88.416	84.625
(7) Alan FREELAND															
1	8:31:07.526			31.193	23.040	74.564		6	8:37:09.385	1:16.381	23.857	28.736	23.788	82.849	72.627
2	8:32:21.256	1:13.730	24.340	28.462	20.928	91.427		(52) Stewart BLACK							
3	8:33:33.879	1:12.623	23.971	27.712	20.940	93.595	88.183	1	8:31:11.846			32.649	22.970	87.266	
4	8:34:45.188	1:11.309	23.361	27.408	20.540	93.988	87.952	2	8:32:28.196	1:16.350	25.435	29.575	21.340	90.932	
5	8:35:55.865	1:10.677	23.177	27.203	20.297	93.988	87.153	3	8:33:45.859	1:17.663	25.219	30.106	22.338	86.590	87.153
6	8:37:05.961	1:10.096	22.856	27.100	20.140	94.919	86.257	4	8:34:58.730	1:12.871	23.954	28.110	20.807	90.686	85.706
(6) David HUNTER															
1	8:30:43.996			28.060	20.916	88.068		5	8:36:17.156	1:18.426	23.972	31.827	22.627	54.916	86.146
2	8:31:54.679	1:10.683	22.819	27.316	20.548	92.562		6	8:37:31.721	1:14.565	25.160	27.662	21.743	91.179	83.780
3	8:33:04.952	1:10.273	22.618	27.367	20.288	92.562		(83) Grant SMITH							
4	8:34:15.900	1:10.948	22.650	27.606	20.692	95.379	86.035	1	8:30:51.891			29.361	21.845	85.596	
5	8:35:26.680	1:10.780	22.905	27.474	20.401	92.690	85.815	2	8:32:05.759	1:13.868	24.345	28.172	21.351	87.608	
6	8:36:37.254	1:10.574	22.808	27.309	20.457	92.562	88.649	3	8:33:19.691	1:13.932	24.073	28.710	21.149	87.722	
(2) Steven McGILL															
1	8:31:09.105			30.063	21.566	90.686		4	8:34:33.474	1:13.783			21.314	86.927	83.885
2	8:32:22.587	1:13.482	24.561	28.719	20.202	90.686		5	8:35:47.693	1:14.219		28.565	21.614	88.532	74.897
3	8:33:34.480	1:11.893	22.948	27.997	20.948	93.076	86.927	6	8:37:02.020	1:14.327	24.804	28.519	21.004	87.837	83.054
4	8:34:46.014	1:11.534	23.214	27.602	20.718	91.928	88.068	(3) Ian McLEISH							
5	8:35:56.440	1:10.426	22.628	27.751	20.047	91.802	87.153	1	8:31:24.164			30.821	21.701	85.487	
6	8:37:07.387	1:10.947	22.612	27.427	20.908	93.465	86.146	2	8:32:38.944	1:14.780	24.777	29.249	20.754	87.952	
(37) Ivor GREENWOOD															
1	8:31:09.856			29.300	20.934	92.690		3	8:33:54.676	1:15.732	24.409	29.383	21.940	76.782	84.095
2	8:32:23.463	1:13.607	24.472	28.652	20.483	92.947		4	8:35:09.791	1:15.115	24.228	29.360	21.527	82.645	85.815
3	8:33:35.269	1:11.806	22.907	27.540	21.359	93.857	87.494	5	8:36:23.873	1:14.082	24.056	29.121	20.905	85.925	85.706
4	8:34:46.276	1:11.007	22.978	27.461	20.568	91.802	88.183	6	8:37:38.140	1:14.267	24.071	28.898	21.298	89.358	85.379
5	8:35:56.977	1:10.701	23.011	27.382	20.308	93.595	88.884	(16) John BUSHBY							
6	8:37:07.800	1:10.823	22.531	27.380	20.912	93.726	88.532	1	8:31:06.717			32.474	23.518	80.176	
(38) Pino PALAZZO															
1	8:33:54.873			28.794	21.822	77.941	86.146	2	8:32:27.040	1:20.323	26.704	30.756	22.863	82.240	
2	8:35:06.930	1:12.057	23.170	28.192	20.695	88.884	84.412	3	8:33:45.917	1:18.877	25.429	30.561	22.887	83.363	78.580
3	8:36:19.742	1:12.812	23.175	27.333	22.304	88.532	84.839	4	8:35:03.420	1:17.503	25.383	29.765	22.355	83.780	78.672
4	8:37:30.531	1:10.789			20.291	92.562	84.306	5	8:36:21.147	1:17.727	25.056	29.528	23.143	84.839	77.402
(17) Billy WAIT															
1	8:31:23.542			30.466	22.385	82.341		6	8:37:38.326	1:17.179	25.141	29.944	22.094	84.200	83.467
2	8:32:36.717	1:13.175	23.903	28.101	21.171	90.932		(18) Gary LYNCH							
1	8:31:28.909							1	8:31:28.909			35.061	24.696	73.422	
2	8:32:49.822							2	8:32:49.822	1:20.913	26.524	31.892	22.497	85.054	
3	8:34:11.115							3	8:34:11.115	1:21.293	27.100	31.660	22.533	82.341	80.368
4	8:35:31.371							4	8:35:31.371	1:20.256	25.847	32.475	21.934	87.494	81.739
5	8:36:49.782							5	8:36:49.782	1:18.411	25.854	30.965	21.592	87.040	81.839

Clerk of the Course :

Orbits

Sig : Time :

Chief Timekeeper : Ian Sharp (SMART Timing)

www.mylaps.com

Results available at www.smart-timing.co.uk and www.mylaps.com

Licensed to: SMART Timing

SMRC Summer Raceday

Sorted on best lap time

Scottish BMW Compact Cup

Knockhill 1.267 miles

Qualifying 2

19/07/2015 08:45

Practice (10:00 Time) started at 8:44:37

Pos	No.	Name	Make/Model	CC	Class Code	Laps	Best Tm	Diff	Best Speed	2nd Best
1	72	Cliff HARPER	BMW Compact	1900	BMWCC	8	1:09.600		65.529	1:10.226
2	2	Steven DAILLY	BMW Compact	1900	BMWCC	8	1:09.603	0.003	65.526	1:09.677
3	85	Gary CLARK	BMW Compact	1900	BMWCCN	8	1:09.645	0.045	65.487	1:10.448
4	97	Greig SUTHERLAND	BMW Compact	1900	BMWCCN	8	1:10.051	0.451	65.107	1:10.226
5	6	Phil DRYBURGH	BMW Compact	1900	BMWCC	8	1:10.118	0.518	65.045	1:10.543
6	8	Derek KINGHORN	BMW Compact	1900	BMWCCN	8	1:10.617	1.017	64.586	1:11.617
7	87	Andrew WINCHESTER	BMW Compact	1900	BMWCC	8	1:10.761	1.161	64.454	1:11.048
8	92	Carol BROWN	BMW Compact	1900	BMWCC	9	1:11.080	1.480	64.165	1:11.392
9	61	Nick RUNCIE	BMW Compact	1900	BMWCC	7	1:11.383	1.783	63.893	1:12.899
10	23	David McNAUGHTON	BMW Compact	1900	BMWCC	9	1:11.418	1.818	63.861	1:11.682
11	81	Douglas SIMPSON	BMW Compact	1900	BMWCCN	8	1:11.483	1.883	63.803	1:11.744
12	83	David NOBLE	BMW Compact	1900	BMWCC	8	1:11.717	2.117	63.595	1:11.742
13	69	Stephen RUSSELL	BMW Compact	1900	BMWCC	8	1:11.880	2.280	63.451	1:12.500
14	91	Neil MacINNES	BMW Compact	1900	BMWCCN	8	1:11.885	2.285	63.446	1:12.918
15	78	James LESLIE	BMW Compact	1900	BMWCCN	7	1:12.066	2.466	63.287	1:12.530
16	7	Steven KING	BMW Compact	1900	BMWCCN	8	1:12.069	2.469	63.284	1:12.173
17	4	Jonathan SINCLAIR	BMW Compact	1900	BMWCC	8	1:12.085	2.485	63.270	1:12.434
18	45	Calum KING	BMW Compact	1900	BMWCCN	8	1:12.289	2.689	63.092	1:12.290
19	84	Robert MARSHALL	BMW Compact	1900	BMWCCN	7	1:12.406	2.806	62.990	1:13.512
20	77	Ashleigh MORRIS	BMW Compact	1900	BMWCC	8	1:12.408	2.808	62.988	1:13.557
21	75	Michael COURTS	BMW Compact	1900	BMWCCN	8	1:12.448	2.848	62.953	1:12.470
22	40	Steven GOLDIE	BMW Compact	1900	BMWCCN	7	1:12.510	2.910	62.899	1:13.254
23	76	Jonathan ATKINSON	BMW Compact	1900	BMWCCN	6	1:12.814	3.214	62.637	1:13.236
24	21	Zack RUNCIE	BMW Compact	1900	BMWCC	8	1:13.189	3.589	62.316	1:13.239
25	44	Ryan STIRLING	BMW Compact	1900	BMWCC	8	1:13.268	3.668	62.249	1:14.151
26	14	Lee ELRICK	BMW Compact	1900	BMWCCN	3	1:13.488	3.888	62.062	6:41.006
27	68	Donald MacCOLL	BMW Compact	1900	BMWCCN	8	1:14.150	4.550	61.508	1:14.679
28	98	Mike CONNON	BMW Compact	1900	Guest	8	1:14.290	4.690	61.392	1:14.470
29	16	Ivor MAIRS	BMW Compact	1900	BMWCC	8	1:15.117	5.517	60.716	1:15.310
30	63	Graham ROBERTSON	BMW Compact	1900	BMWCCN	8	1:15.294	5.694	60.574	1:15.515
31	5	Colin GILLIESPIE	BMW Compact	1900	BMWCCN	5	1:16.646	7.046	59.505	1:17.657
32	66	Ross JOHNSTONE	BMW Compact	1900	BMWCCN	7	1:17.824	8.224	58.605	1:17.905
33	17	Duncan GRANT	BMW Compact	1900	BMWCCN	7	1:18.025	8.425	58.454	1:18.558
34	67	Wendy NEWTON	BMW Compact	1900	BMWCCN	1			-	

Clerk of the Course :

Orbits

Sig : Time :

Chief Timekeeper : Ian Sharp (SMART Timing)

www.mylaps.com

Results available at www.smart-timing.co.uk and www.mylaps.com

Licensed to: SMART Timing

Printed: 20/07/2015 18:09:37

SMRC Summer Raceday

Scottish BMW Compact Cup

Knockhill 1.267 miles

Qualifying 2

19/07/2015 08:45

Practice (10:00 Time) started at 8:44:37

Lap	Time of Day	Lap Tm	S1	S2	S3	S3Spd	SFSpd
(72) Cliff HARPER							
1	8:46:48.663			30.945	23.133	62.368	77.402
2	8:48:05.801	1:17.138	23.100	32.019	22.019	83.054	77.047
3	8:49:16.603	1:10.802	22.772	26.787	21.243	86.146	77.671
4	8:50:26.829	1:10.226	22.747	26.805	20.674	84.946	78.305
5	8:51:36.429	1:09.600	22.624	26.338	20.638	87.153	77.491
6	8:52:47.165	1:10.736	22.859	27.392	20.485	85.054	78.032
7	8:54:07.794	1:20.629	23.673	31.481	25.475	84.806	78.580
8	8:55:19.849	1:12.055	22.267	26.851	22.937	84.412	76.172

Lap	Time of Day	Lap Tm	S1	S2	S3	S3Spd	SFSpd
(2) Steven DAILLY							
1	8:46:46.840			43.620	23.850	63.190	76.432
2	8:48:05.127	1:16.897	23.006	32.197	21.694	83.054	76.694
3	8:49:15.930	1:10.803	22.615	27.182	21.006	85.706	77.941
4	8:50:26.099	1:10.169	22.577	26.833	20.759	86.814	76.958
5	8:51:35.776	1:09.677	22.592	26.543	20.542	87.153	77.851
6	8:52:46.584	1:10.808	22.943	27.302	20.563	85.487	77.941
7	8:54:11.881	1:25.297	26.944	35.398	22.955	66.051	79.043
8	8:55:21.484	1:09.603	22.571	26.627	20.405	87.040	78.305

Lap	Time of Day	Lap Tm	S1	S2	S3	S3Spd	SFSpd
(85) Gary CLARK							
1	8:46:46.840			46.433	25.782	39.592	76.519
2	8:48:06.176	1:19.336	23.762	32.572	23.002	83.157	76.345
3	8:49:18.239	1:12.063	23.475	26.967	21.621	84.306	77.313
4	8:50:29.133	1:10.894	22.952	26.970	20.972	84.412	77.402
5	8:51:39.881	1:10.748	22.802	27.052	20.894	84.625	76.694
6	8:52:50.329	1:10.448	22.830	26.891	20.727	84.839	77.135
7	8:54:06.063	1:15.734	23.095	29.091	23.548	71.850	76.958
8	8:55:15.708	1:09.645	22.513	26.431	20.701	86.257	77.402

Lap	Time of Day	Lap Tm	S1	S2	S3	S3Spd	SFSpd
(97) Greig SUTHERLAND							
1	8:46:28.285			42.417	25.217	53.515	75.572
2	8:47:39.823	1:11.538	23.220	27.030	21.288	85.054	76.432
3	8:48:50.535	1:10.712	22.596	26.798	21.318	85.270	76.958
4	8:50:03.184	1:12.649	23.579	27.570	21.500	85.487	77.135
5	8:51:13.809	1:10.625	22.598	27.197	20.830	85.270	77.313
6	8:52:24.035	1:10.226	22.780	26.827	20.619	85.706	77.135
7	8:53:35.348	1:11.313	22.544	27.420	21.349	85.596	76.782
8	8:54:45.399	1:10.051	22.516	26.754	20.781	85.706	77.402

Lap	Time of Day	Lap Tm	S1	S2	S3	S3Spd	SFSpd
(6) Phil DRYBURGH							
1	8:46:41.658			43.844	31.539	33.123	77.047
2	8:48:00.471	1:18.813	24.815	31.979	22.019	84.412	78.397
3	8:49:12.171	1:11.700	23.324	27.358	21.018	85.706	78.032
4	8:50:23.397	1:11.226	23.200	27.250	20.776	86.479	75.828
5	8:51:33.940	1:10.543	23.019	27.012	20.512	86.702	77.402
6	8:52:44.058	1:10.118	22.683	27.017	20.418	86.479	78.857
7	8:54:01.378	1:17.320	24.197	30.032	23.091	72.236	79.136
8	8:55:12.121	1:10.743	22.842	27.088	20.813	87.040	78.950

Lap	Time of Day	Lap Tm	S1	S2	S3	S3Spd	SFSpd
(8) Derek KINGHORN							
1	8:46:19.955			38.581	26.029	48.806	74.399
2	8:47:35.844	1:15.889	24.506	28.919	22.464	82.442	75.572
3	8:48:50.033	1:14.189	23.658	28.691	21.840	83.157	76.086
4	8:50:02.672	1:12.639	23.654	27.502	21.483	84.625	76.086
5	8:51:14.478	1:11.806	23.346	27.338	21.122	85.054	76.519
6	8:52:27.041	1:12.563	24.191	27.467	20.905	83.885	76.172
7	8:53:37.658	1:10.617	22.939	26.947	20.731	84.839	76.519
8	8:54:49.275	1:11.617	23.174	27.825	20.618	83.885	76.870

Lap	Time of Day	Lap Tm	S1	S2	S3	S3Spd	SFSpd
(87) Andrew WINCHESTER							
1	8:47:07.094			40.733	28.636	43.463	75.148
2	8:48:20.370	1:13.276	23.630	28.128	21.518	83.260	76.345
3	8:49:33.104	1:12.734	23.388	27.671	21.675	84.732	77.135
4	8:50:56.723	1:23.619	23.885	33.100	26.634	57.259	76.958
5	8:52:08.312	1:11.589	23.013	27.268	21.308	85.162	77.491
6	8:53:19.764	1:11.452	23.485	27.033	20.934	85.815	77.402
7	8:54:30.812	1:11.048	22.830	27.012	21.206	86.257	77.135
8	8:55:41.573	1:10.761	23.200	26.790	20.771	85.487	76.958

Lap	Time of Day	Lap Tm	S1	S2	S3	S3Spd	SFSpd
(92) Carol BROWN							
1	8:45:55.508			30.836	24.414	71.391	55.051
2	8:47:22.242	1:26.734	26.760	35.337	24.637	56.919	74.730

Lap	Time of Day	Lap Tm	S1	S2	S3	S3Spd	SFSpd
3	8:48:35.303	1:13.061	23.231	28.117	21.713	83.675	75.657
4	8:49:49.962	1:14.659	23.133	29.825	21.701	83.260	75.657
5	8:51:03.897	1:13.935	24.066	28.328	21.541	84.200	76.345
6	8:52:15.551	1:11.654	23.276	27.184	21.194	84.732	76.958
7	8:53:26.631	1:11.080	22.593	27.585	20.902	84.732	76.607
8	8:54:38.023	1:11.392	22.937	27.348	21.107	85.487	77.135
9	8:55:49.670	1:11.647	23.102	27.264	21.281	84.732	76.870

Lap	Time of Day	Lap Tm	S1	S2	S3	S3Spd	SFSpd
(61) Nick RUNCIE							
1	8:46:37.046			42.107	29.116	49.894	75.064
2	8:48:11.151	1:34.105	24.983	43.701	25.421	78.123	40.770
3	8:50:06.690	1:55.539	1:06.061	28.190	21.288	82.645	75.914
4	8:51:19.589	1:12.899	23.486	28.235	21.178	82.240	76.519
5	8:52:33.327	1:13.738	23.701	28.492	21.545	81.343	76.519
6	8:53:46.546	1:13.219	24.370	27.835	21.014	84.095	77.047
7	8:54:57.929	1:11.383	23.115	27.555	20.713	83.780	76.958

Lap	Time of Day	Lap Tm	S1	S2	S3	S3Spd	SFSpd
(23) David McNAUGHTON							
1	8:46:07.653			39.198	21.918	75.572	76.432
2	8:47:20.836	1:13.183	23.687	28.147	21.349	83.675	77.581
3	8:48:34.017	1:13.181	23.553	28.216	21.412	84.732	77.581
4	8:49:48.943	1:14.926	23.761	30.069	21.096	84.839	77.671
5	8:51:03.259	1:14.316	24.698	28.433	21.185	84.625	78.032
6	8:52:14.677	1:11.418	22.944	27.421	21.053	85.270	78.488
7	8:53:27.191	1:12.514	23.077	28.309	21.128	85.706	78.580
8	8:54:39.320	1:12.129	23.478	27.849	20.802	86.146	78.397
9	8:55:51.002	1:11.682	23.069	27.699	20.914	85.706	78.857

Lap	Time of Day	Lap Tm	S1	S2	S3	S3Spd	SFSpd
(81) Douglas SIMPSON							
1	8:46:22.191			42.527	25.166	44.918	75.828
2	8:47:36.465	1:14.274	23.576	28.056	22.642	84.625	76.345
3	8:48:50.419	1:13.954	23.797	28.225	21.932	84.732	76.694
4	8:50:04.149	1:13.730	24.085	27.568	22.077	84.200	77.047
5	8:51:17.830	1:13.681	23.728	28.213	21.740	83.675	76.607
6	8:52:30.892	1:13.062	23.385	28.510	21.167	85.815	77.047
7	8:53:42.375	1:11.483	22.910	27.230	21.343	85.815	76.958
8	8:54:54.119	1:11.744	23.059	27.087	21.598	85.054	77.047

Lap	Time of Day	Lap Tm	S1	S2	S3	S3Spd	SFSpd
(83) David NOBLE							
1	8:46:45.189			45.540	31.173	36.333	75.572
2	8:48:07.855	1:22.666	24.798	33.654	24.214	79.136	76.086
3	8:49:24.409	1:16.554	25.431	29.189	21.934	82.341	76.870
4	8:50:37.213	1:12.804	23.752	27.837	21.215	83.780	77.313
5	8:51:49.557	1:12.344	23.628	27.5			

SMRC Summer Raceday

Scottish BMW Compact Cup

Knockhill 1.267 miles

Qualifying 2

19/07/2015 08:45

Practice (10:00 Time) started at 8:44:37

Lap	Time of Day	Lap Tm	S1	S2	S3	S3Spd	SFSpd	Lap	Time of Day	Lap Tm	S1	S2	S3	S3Spd	SFSpd
6	8:53:31.197	1:12.530	23.087	27.948	21.495	83.989	75.657	3	8:51:34.535	1:58.796	23.835	1:13.273	21.688	82.442	76.086
7	8:54:43.263	1:12.066	23.026	28.006	21.034	85.162	75.742	4	8:52:48.761	1:14.226	23.681	28.680	21.865	82.645	75.402
(7) Steven KING								5	8:54:01.997	1:13.236	24.035	27.690	21.511	84.095	75.914
1	8:46:31.409			45.847	28.647	35.734	76.519	6	8:55:14.811	1:12.814	23.608	27.703	21.503	83.780	75.657
2	8:47:43.790	1:12.381	23.428	27.813	21.140	84.412	76.172	(21) Zack RUNCIE							
3	8:48:55.859	1:12.069	23.361	27.611	21.097	85.596	76.519	1	8:46:23.992			42.159	25.781	44.590	73.502
4	8:50:08.419	1:12.560	23.368	27.839	21.353	84.625	76.259	2	8:47:40.617	1:16.625	24.227	29.514	22.884	79.700	75.148
5	8:51:21.287	1:12.868	23.469	27.939	21.460	84.839	76.782	3	8:48:56.507	1:15.890	24.338	29.030	22.522	81.839	75.233
6	8:52:33.460	1:12.173	23.338	27.354	21.481	85.925	77.581	4	8:50:11.057	1:14.550	24.225	28.537	21.788	82.645	74.981
7	8:53:58.767	1:25.307	28.529	33.080	23.698	76.345	77.851	5	8:51:25.119	1:14.062	23.880	28.483	21.699	82.747	75.064
8	8:55:15.336	1:16.569	23.732	28.755	24.082	62.894	67.175	6	8:52:38.358	1:13.239	23.604	28.031	21.604	82.951	74.981
(4) Jonathan SINCLAIR								7	8:53:51.547	1:13.189	23.493	28.010	21.686	82.951	75.233
1	8:46:09.634			36.497	22.580	71.164	75.487	8	8:55:05.089	1:13.542	24.207	27.737	21.598	82.543	74.981
2	8:47:23.812	1:14.178	23.748	28.632	21.798	83.885	76.870	(44) Ryan STIRLING							
3	8:48:36.966	1:13.154	23.392	28.040	21.722	84.839	77.224	1	8:46:57.111			44.568	28.551	50.609	74.316
4	8:49:51.028	1:14.062	23.843	28.472	21.747	84.306	76.870	2	8:48:17.480	1:20.369	24.112	30.278	25.979	60.621	74.070
5	8:51:06.729	1:15.701	23.627	30.520	21.554	83.363	77.581	3	8:49:34.427	1:16.947	24.019	29.833	23.095	74.813	75.914
6	8:52:19.700	1:12.971	23.184	28.157	21.630	83.780	77.135	4	8:50:49.056	1:14.629	24.089	28.278	22.262	83.675	75.148
7	8:53:32.134	1:12.434	23.103	27.733	21.598	85.487	77.313	5	8:52:04.050	1:14.994	24.183	28.794	22.017	83.780	76.000
8	8:54:44.219	1:12.085	23.144	27.744	21.197	85.270	76.519	6	8:53:18.201	1:14.151	23.819	28.271	22.061	83.885	75.657
(45) Calum KING								7	8:54:31.469	1:13.268	23.540	27.630	22.098	84.946	77.135
1	8:46:14.035			40.262	23.776	62.835	76.086	8	8:55:45.741	1:14.272	24.326	28.347	21.599	85.162	76.345
2	8:47:31.309	1:17.274	24.756	30.163	22.355	83.571	76.086	(14) Lee ELRICK							
3	8:48:44.365	1:13.056	23.917	27.591	21.548	84.839	76.782	1	8:47:16.141			37.675	32.035	43.833	28.149
4	8:49:56.654	1:12.289	23.228	27.786	21.275	83.363	76.958	2	8:53:57.147	6:41.006	5:51.216	28.071	21.719	83.054	75.487
5	8:51:10.798	1:14.144	23.252	29.653	21.239	83.571	77.047	3	8:55:10.635	1:13.488	23.561	27.975	21.952	84.306	75.572
6	8:52:23.254	1:12.456	23.277	28.032	21.147	84.946	76.172	(68) Donald MacCOLL							
7	8:53:35.712	1:12.458	22.958	27.777	21.723	83.571	76.607	1	8:46:49.662			41.881	24.726	67.513	74.897
8	8:54:48.002	1:12.290	23.367	27.859	21.064	84.412	76.782	2	8:48:07.785	1:18.123	24.262	30.412	23.449	81.639	73.342
(84) Robert MARSHALL								3	8:49:26.690	1:18.905	26.530	29.190	23.185	82.139	74.316
1	8:47:04.438			39.836	29.048	44.858	74.564	4	8:50:42.557	1:15.867	24.235	29.372	22.260	81.639	73.422
2	8:48:18.804	1:14.366	24.053	28.433	21.880	84.518	75.402	5	8:51:58.341	1:15.784	24.014	30.653	21.117	82.645	73.583
3	8:49:32.890	1:14.086	23.719	28.338	22.029	83.054	76.607	6	8:53:12.491	1:14.150	24.104	28.141	21.905	82.747	73.502
4	8:50:49.595	1:16.705	23.456	27.653	25.596	85.054	29.919	7	8:54:27.738	1:15.247	23.869	29.007	22.371	80.950	74.316
5	8:52:43.115	1:53.520	51.254	36.907	25.359	43.804	76.259	8	8:55:42.417	1:14.679	23.923	28.897	21.859	82.543	74.981
6	8:53:55.521	1:12.406	23.570	27.655	21.181	85.054	76.259	(98) Mike CONNON							
7	8:55:09.033	1:13.512	23.626	27.778	22.108	86.146	76.432	1	8:46:52.218			39.270	26.569	58.052	74.152
(77) Ashleigh MORRIS								2	8:48:12.156	1:19.938	24.836	31.334	23.768	67.175	76.259
1	8:46:53.166			44.340	26.516	60.731	72.392	3	8:49:28.090	1:15.934	24.491	29.040	22.403	83.780	77.047
2	8:48:14.502	1:21.336	25.035	32.301	24.000	60.186	74.897	4	8:50:44.619	1:16.529	24.511	29.829	22.189	84.095	77.313
3	8:49:30.445	1:15.943	24.580	29.309	22.054	83.157	75.657	5	8:52:01.803	1:17.184	25.506	29.979	21.699	82.543	77.047
4	8:50:45.813	1:15.368	23.881	28.482	23.005	82.139	71.543	6	8:53:16.093	1:14.290	24.029	28.572	21.689	84.732	77.224
5	8:52:11.043	1:25.230			22.832	67.785	75.828	7	8:54:30.625	1:14.532	24.258	28.420	21.854	84.412	77.491
6	8:53:24.741	1:13.698		28.531	21.402	84.946	75.487	8	8:55:45.095	1:14.470	24.700	28.202	21.568	85.270	76.870
7	8:54:37.149	1:12.408	23.366	27.900	21.142	84.732	76.432	(16) Ivor MAIRS							
8	8:55:50.706	1:13.557	24.276	27.765	21.516	85.379	76.259	1	8:45:54.688			30.513	22.748	79.795	72.785
(75) Michael COURTS								2	8:47:13.894	1:19.206	25.539	30.800	22.867	80.368	73.989
1	8:47:00.926			38.323	27.840	47.159	76.000	3	8:48:31.570	1:17.676			22.604	82.747	75.148
2	8:48:15.677	1:14.751	23.906	28.851	21.994	83.260	75.828	4	8:49:48.197	1:16.627		29.440	22.154	83.363	74.897
3	8:49:29.198	1:13.521	23.419	28.127	21.975	84.095	76.259	5	8:51:03.314	1:15.117	24.461	29.099	21.557	82.341	74.981
4	8:50:43.781	1:14.583	23.795	28.785	22.003	82.442	76.345	6	8:52:20.598	1:17.284	24.726	30.291	22.267	81.244	76.086
5	8:51:58.237	1:14.456	23.509	29.701	21.246	82.341	76.958	7	8:53:35.908	1:15.310	23.863	28.577	22.870	84.200	75.742
6	8:53:10.861	1:12.624	23.314	27.659	21.651	83.885	76.086	8	8:54:54.591	1:18.683	24.224	29.639	24.820	80.950	37.117
7	8:54:23.309	1:12.448	23.310	27.547	21.591	84.839	76.345	(63) Graham ROBERTSON							
8	8:55:35.779	1:12.470	23.194	27.548	21.728	84.095	76.694	1	8:46:13.274			40.475	23.707	62.310	73.102
(40) Steven GOLDIE								2	8:47:31.882	1:18.608	25.305	29.794	23.509	82.240	74.564
1	8:48:06.883			34.539	24.564	78.488	75.828	3	8:48:47.397	1:15.515	24.672	28.993	21.850	84.095	76.172
2	8:49:24.882	1:17.999	25.279	29.142	23.578	83.780	77.135	4	8:50:03.419	1:16.022	24.550	28.985	22.487	83.885	75.828
3	8:50:40.127	1:15.245	24.835	29.132	21.278	84.946	78.214	5	8:51:18.713	1:15.294	24.028	28.976	22.290	82.543	75.828
4	8:51:54.186	1:14.059	23.809	28.634	21.616	84.839	78.672	6	8:52:34.500	1:15.787	23.747	30.418	21.622	76.782	76.086
5	8:53:07.440	1:13.254	23.843	28.176	21.235	85.925	78.305	7	8:53:52.073	1:17.573	24.497	31.497	21.579	78.580	76.432
6	8:54:21.031	1:13.591	23.726	28.592	21.273	83.675	78.857	8	8:55:08.194	1:16.121	25.139	29.366	21.616	84.306	67.445
7	8:55:33.541	1:12.510	23.666	27.864	20.980	86.146	78.580	(5) Colin GILLIESPIE							
(76) Jonathan ATKINSON								1	8:46:43.742			45.305	31.073	35.658	75.742
1	8:48:21.469			30.033	29.095	62.953	75.742	2	8:48:07.431	1:23.689	25.072	34.251	24.366	80.465	76.086
2	8:49:35.739	1:14.270	24.031	28.363	21.876	82.951	76.432	3	8:49:25.088	1:17.657	25.368	29.216	23.073	83.675	76.519

Clerk of the Course :

Sig : Time :
 Chief Timekeeper : Ian Sharp (SMART Timing)
 Results available at www.smart-timing.co.uk and

SMRC Summer Raceday

Scottish BMW Compact Cup

Knockhill 1.267 miles

Qualifying 2

19/07/2015 08:45

Practice (10:00 Time) started at 8:44:37

Lap	Time of Day	Lap Tm	S1	S2	S3	S3Spd	SFSpd	Lap	Time of Day	Lap Tm	S1	S2	S3	S3Spd	SFSpd
4	8:50:41.734	1:16.646			22.113	83.675	75.233								
5	8:52:12.798	1:31.064		34.603	31.948	72.236	30.434								

(66) Ross JOHNSTONE

1	8:46:36.902				29.780		69.758
2	8:48:05.790	1:28.888			24.331		74.481
3	8:49:23.614	1:17.824			22.587		75.742
4	8:50:43.344	1:19.730			24.054		70.640
5	8:52:07.932	1:24.588			25.472		74.897
6	8:53:25.837	1:17.905			22.481		73.907
7	8:54:45.152	1:19.315			23.236		72.943

(17) Duncan GRANT

1	8:47:09.944			40.027	29.617	47.159	71.164
2	8:48:30.070	1:20.126	25.483	31.106	23.537	77.671	72.785
3	8:49:52.303	1:22.233	27.196	31.867	23.170	78.397	73.422
4	8:51:12.987	1:20.684	26.086	31.277	23.321	76.432	73.664
5	8:52:32.901	1:19.914	26.673	29.938	23.303	80.465	73.342
6	8:53:50.926	1:18.025	25.775	29.471	22.779	81.739	73.826
7	8:55:09.484	1:18.558	26.000	29.297	23.261	81.739	70.565

(67) Wendy NEWTON

1	8:46:34.909			43.262	29.669	46.667	67.041
---	-------------	--	--	--------	---------------	--------	--------

Clerk of the Course :

Sig : Time :

Chief Timekeeper : Ian Sharp (SMART Timing)

Results available at www.smart-timing.co.uk and www.mylaps.com

Printed: 20/07/2015 17:48:42

Orbits



Date : 20/07/2015
Time : 18:38

Scottish Motorsports Automatic Race Timing (S.M.A.R.T)

Telephone 01896 752 447

Grid Sheet

Race 2 Scottish BMW Compact Cup - 1st Race (Group A & Group B)

Start Time :
Finish Time :

Road :
Weather :

FRONT

Group B

Position No. 2	2
Position No. 4	6
Position No. 6	92
Position No. 8	81
Position No. 10	91
Position No. 12	4
Position No. 14	77
Position No. 16	76
Position No. 18	14
Position No. 20	16
Position No. 22	66
Position No. 24	
Position No. 26	
Position No. 28	
Position No. 30	

Group A

Position No. 1	72
Position No. 3	97
Position No. 5	87
Position No. 7	23
Position No. 9	69
Position No. 11	7
Position No. 13	84
Position No. 15	40
Position No. 17	44
Position No. 19	98
Position No. 21	5
Position No. 23	67
Position No. 25	
Position No. 27	
Position No. 29	

POLE

Date : 20/07/2015
Time : 18:39

Scottish Motorsports Automatic Race Timing (S.M.A.R.T)

Telephone 01896 752 447

Grid Sheet

Race 9 Scottish BMW Compact Cup - 2nd Race (Group B & Group C)

Start Time :
Finish Time :

Road :
Weather :

FRONT

Group C

Position No. 2

Position No. 4

Position No. 6

Position No. 8

Position No. 10

Position No. 12

Position No. 14

Position No. 16

Position No. 18

Position No. 20

Position No. 22

Position No. 24

Position No. 26

Position No. 28

Position No. 30

Group B

POLE

Position No. 1

Position No. 3

Position No. 5

Position No. 7

Position No. 9

Position No. 11

Position No. 13

Position No. 15

Position No. 17

Position No. 19

Position No. 21

Position No. 23

Position No. 25

Position No. 27

Position No. 29

Date : 20/07/2015
Time : 18:39

Scottish Motorsports Automatic Race Timing (S.M.A.R.T)

Telephone 01896 752 447

Grid Sheet

Race 14 Scottish BMW Compact Cup - 3rd Race (Group A & Group C)

Start Time :
Finish Time :

Road :
Weather :

FRONT

Group A

Position No. 2	72
Position No. 4	97
Position No. 6	87
Position No. 8	23
Position No. 10	69
Position No. 12	7
Position No. 14	84
Position No. 16	40
Position No. 18	44
Position No. 20	98
Position No. 22	5
Position No. 24	67
Position No. 26	
Position No. 28	
Position No. 30	

Group C

Position No. 1	85
Position No. 3	8
Position No. 5	61
Position No. 7	83
Position No. 9	78
Position No. 11	45
Position No. 13	75
Position No. 15	21
Position No. 17	68
Position No. 19	63
Position No. 21	17
Position No. 23	
Position No. 25	
Position No. 27	
Position No. 29	

POLE

SMRC Summer Raceday**Sorted on best lap time**

Scottish Formula Ford 1600 Championship

Knockhill 1.267 miles

Qualifying 3

19/07/2015 09:00

Practice (10:00 Time) started at 9:02:12

Pos	No.	Name	Make/Model	CC	Class Code	Laps	Best Tm	Diff	Best Speed	2nd Best
1	33	Jordan GRONKOWSKI	Van Diemen RF90	1600	FF16A	10	1:01.777		73.827	1:02.018
2	78	Adam MacKAY	Ray GR14	1600	FF16A	10	1:02.290	0.513	73.219	1:02.460
3	25	Neil MacLENNAN	Ray GR09	1600	FF16A-N	10	1:02.949	1.172	72.453	1:03.309
4	92	Matthew CHISHOLM	Van Diemen RF92	1600	FF16B	10	1:03.281	1.504	72.073	1:03.645
5	6	Sebastian MELROSE	Ray GR14	1600	FF16A-N	10	1:03.500	1.723	71.824	1:04.132
6	3	Neil BROOME	Swift SC93C	1600	FF16B	10	1:03.697	1.920	71.602	1:04.054
7	70	David THORBURN	Ray GR15	1600	FF16A	9	1:04.606	2.829	70.595	1:05.096
8	50	Jamie THORBURN	Ray GR15	1600	FF16A-N	10	1:04.845	3.068	70.334	1:04.904
9	79	Phil HOOKER	Ray GR14	1600	FF16A-N	9	1:05.448	3.671	69.686	1:05.824
10	41	Colin TURNER	Van Diemen RF93	1600	FF16B	9	1:05.876	4.099	69.234	1:06.400
11	99	Stephen BARLOW	Ray 98	1600	FF16A-N	9	1:06.376	4.599	68.712	1:06.889
12	16	Ivor MAIRS	Mondiale	1600	FF16B	9	1:07.777	6.000	67.292	1:08.068
13	77	Fraser GRAY	Ray GR14	1600	FF16A-N	9	1:09.526	7.749	65.599	1:09.590

Clerk of the Course :

Orbits

Sig : Time :

Chief Timekeeper : Ian Sharp (SMART Timing)

www.mylaps.com

Results available at www.smart-timing.co.uk and www.mylaps.com

Licensed to: SMART Timing

Printed: 20/07/2015 18:21:23

SMRC Summer Raceday

Scottish Formula Ford 1600 Championship

Knockhill 1.267 miles

Qualifying 3

19/07/2015 09:00

Practice (10:00 Time) started at 9:02:12

Lap	Time of Day	Lap Tm	S1	S2	S3	S3Spd	SFSpd
(33) Jordan GRONKOWSKI							
1	9:03:16.278			25.174	19.967	97.399	86.927
2	9:04:21.494	1:05.216	21.646	24.988	18.582	96.143	88.884
3	9:05:24.814	1:03.320	20.747	24.155	18.418	98.398	89.239
4	9:06:28.149	1:03.335	20.724	23.986	18.625	98.543	88.532
5	9:07:32.464	1:04.315	21.045	24.208	19.062	96.697	89.836
6	9:08:40.346	1:07.882	21.821	27.338	18.723	96.419	88.299
7	9:09:43.088	1:02.742	20.541	23.831	18.370	98.688	89.477
8	9:10:45.106	1:02.018	20.338	23.465	18.215	100.611	89.716
9	9:11:47.521	1:02.415	20.405	23.994	18.016	101.218	90.077
10	9:12:49.298	1:01.777	19.998	23.606	18.173	99.863	88.884

Lap	Time of Day	Lap Tm	S1	S2	S3	S3Spd	SFSpd
(78) Adam MacKAY							
1	9:03:17.045			26.094	18.716	94.385	90.809
2	9:04:21.687	1:04.642	21.081	25.332	18.229	99.714	90.320
3	9:05:25.621	1:03.934	21.441	24.379	18.114	100.460	90.932
4	9:06:28.182	1:02.561	20.400	24.001	18.160	101.987	91.427
5	9:07:34.916	1:06.734	20.657	24.642	21.435	83.467	92.435
6	9:08:38.155	1:03.239	20.560	24.616	18.063	101.218	91.802
7	9:09:40.615	1:02.460	20.476	24.119	17.865	102.142	91.303
8	9:10:42.905	1:02.290	20.429	23.903	17.958	101.066	91.802
9	9:11:46.616	1:03.711	20.429	25.208	18.074	100.310	91.303
10	9:12:49.671	1:03.055	20.565	23.760	18.730	94.518	91.928

Lap	Time of Day	Lap Tm	S1	S2	S3	S3Spd	SFSpd
(25) Neil MacLENNAN							
1	9:03:15.551			25.726	19.464	97.682	89.477
2	9:04:20.039	1:04.488	21.302	24.678	18.508	97.540	89.477
3	9:05:23.818	1:03.779	20.766	24.688	18.325	97.824	90.198
4	9:06:29.127	1:05.309	20.801	24.287	20.221	99.125	82.341
5	9:07:33.298	1:04.171	20.988	24.697	18.486	100.011	91.552
6	9:08:37.796	1:04.498	21.782	24.424	18.292	98.688	90.564
7	9:09:41.105	1:03.309	20.466	24.287	18.556	98.833	91.928
8	9:10:44.054	1:02.949	20.521	24.437	17.991	100.914	91.802
9	9:11:47.882	1:03.828	20.395	24.869	18.564	101.066	83.260
10	9:12:51.414	1:03.532	21.040	24.398	18.094	100.161	92.054

Lap	Time of Day	Lap Tm	S1	S2	S3	S3Spd	SFSpd
(92) Matthew CHISHOLM							
1	9:03:16.620			26.833	21.044	88.649	87.040
2	9:04:24.567	1:07.947	22.661	25.885	19.401	96.419	87.153
3	9:05:30.382	1:05.815	21.597	25.374	18.844	96.005	87.722
4	9:06:35.407	1:05.025	21.478	25.075	18.472	96.836	87.952
5	9:07:39.522	1:04.115	20.903	24.781	18.431	97.967	88.183
6	9:08:43.809	1:04.287	20.969	24.563	18.755	98.543	88.183
7	9:09:47.745	1:03.936	20.818	24.604	18.514	97.967	89.002
8	9:10:53.801	1:06.056	20.867	25.837	19.352	95.595	88.884
9	9:11:57.446	1:03.645	20.703	24.726	18.216	98.398	89.120
10	9:13:00.727	1:03.281			18.484	98.688	88.649

Lap	Time of Day	Lap Tm	S1	S2	S3	S3Spd	SFSpd
(6) Sebastian MELROSE							
1	9:03:19.653			26.099	19.543	95.323	89.120
2	9:04:26.425	1:06.772	21.982	25.503	19.287	98.398	90.442
3	9:05:32.186	1:05.761	21.446	25.486	18.829	99.714	90.198
4	9:06:37.764	1:05.578	21.736	25.237	18.605	99.714	90.320
5	9:07:42.131	1:04.367	21.269	24.785	18.313	100.161	91.179
6	9:08:47.437	1:05.306	21.604	25.190	18.512	100.011	90.809
7	9:09:52.035	1:04.598	21.224	24.836	18.538	95.323	91.179
8	9:10:56.167	1:04.132	21.211	24.580	18.341	100.611	91.928
9	9:12:00.505	1:04.338	20.878	25.227	18.233	101.066	91.677
10	9:13:04.005	1:03.500	21.019	24.448	18.033	100.914	91.802

Lap	Time of Day	Lap Tm	S1	S2	S3	S3Spd	SFSpd
(3) Neil BROOME							
1	9:03:15.356			26.601	19.576	94.785	85.925
2	9:04:22.203	1:06.847	22.186	25.310	19.351	95.868	89.596
3	9:05:27.843	1:05.640	21.669	25.165	18.806	98.111	88.532
4	9:06:32.734	1:04.891	21.197	24.979	18.715	96.836	88.183
5	9:07:37.415	1:04.681	21.089	24.915	18.677	97.682	88.884
6	9:08:42.490	1:05.075	21.226	25.194	18.655	97.257	88.767
7	9:09:46.795	1:04.305	21.076	24.752	18.477	97.399	88.532
8	9:10:50.849	1:04.054	20.925	24.557	18.572	97.824	89.358
9	9:11:54.546	1:03.697	20.754	24.563	18.380	98.543	90.320
10	9:12:58.854	1:04.308	20.949	25.126	18.233	97.399	89.239

Lap	Time of Day	Lap Tm	S1	S2	S3	S3Spd	SFSpd
(70) David THORBURN							
1	9:03:32.503			27.192	20.286	94.518	81.540
2	9:04:39.884	1:07.381	22.481	25.499	19.401	96.005	87.837
3	9:05:46.428	1:06.544	21.728	25.536	19.280	96.836	87.494
4	9:06:52.370	1:05.942	21.565	25.221	19.156	98.398	88.767
5	9:07:57.466	1:05.096	21.428	25.004	18.664	98.833	88.068
6	9:09:02.657	1:05.191	21.640	24.778	18.773	98.833	89.957
7	9:10:08.279	1:05.622	22.018	24.831	18.773	98.254	89.120
8	9:11:13.688	1:05.409	21.401	25.050	18.958	98.111	88.649
9	9:12:18.294	1:04.606	21.436	24.597	18.573	98.979	89.596

Lap	Time of Day	Lap Tm	S1	S2	S3	S3Spd	SFSpd
(50) Jamie THORBURN							
1	9:03:22.547			27.138	19.301	96.976	89.836
2	9:04:29.678	1:07.131	22.377	25.592	19.162	98.254	90.564
3	9:05:36.519	1:06.841	21.952	25.483	19.406	98.833	86.927
4	9:06:42.421	1:05.902	21.726	25.246	18.930	98.543	90.564
5	9:07:48.333	1:05.912	22.206	24.831	18.875	98.833	90.809
6	9:08:53.382	1:05.049	21.598	24.707	18.744	99.566	90.564
7	9:09:58.310	1:04.928	21.371	24.883	18.674	99.272	88.416
8	9:11:03.155	1:04.845	21.484	24.777	18.584	99.714	91.552
9	9:12:08.697	1:05.542	21.249	25.398	18.895	99.272	91.677
10	9:13:13.601	1:04.904	21.127	25.075	18.702	99.419	90.932

Lap	Time of Day	Lap Tm	S1	S2	S3	S3Spd	SFSpd
(79) Phil HOOKER							
1	9:03:36.962			31.952	22.492	66.641	86.590
2	9:04:49.439	1:12.477	22.743	27.432	22.302	77.135	88.068
3	9:05:58.989	1:09.550	22.231	27.066	20.253	93.988	86.814
4	9:07:06.536	1:07.547	22.075	25.961	19.511	95.323	88.299
5	9:08:14.403	1:07.867	22.407	25.918	19.542	97.540	88.416
6	9:09:21.682	1:07.279	22.040	25.750	19.489	96.419	88.532
7	9:10:27.937	1:06.255	21.656	25.094	19.505	97.824	89.002
8	9:11:33.385	1:05.448	21.370	25.056	19.022	98.543	89.596
9	9:12:39.209	1:05.824	21.432	25.105	19.287	98.111	89.120

Lap	Time of Day	Lap Tm	S1	S2	S3	S3Spd	SFSpd
(41) Colin TURNER							
1	9:03:24.087			27.118	19.852	93.857	86.590
2	9:04:32.954	1:08.867	22.534	26.479	19.854	91.303	87.380
3	9:05:40.480	1:07.526	22.167	25.867	19.492	97.117	87.722
4	9:06:47.764	1:07.284	21.942	25.774	19.568	96.281	87.494
5	9:07:55.437	1:07.673	22.455	25.829	19.389	97.117	88.649
6	9:09:02.255	1:06.818	21.838	25.554	19.426	96.976	88.183
7	9:10:10.411	1:08.156	23.272	25.727	19.157	97.967	87.952
8	9:11:16.811	1:06.400	21.756	25.620	19.024	97.824	88.767
9	9:12:22.687	1:05.876	21.413	25.226	19.237	97.682	87.494

SMRC Summer Raceday

Scottish Formula Ford 1600 Championship

Knockhill 1.267 miles

Qualifying 3

19/07/2015 09:00

Practice (10:00 Time) started at 9:02:12

Lap	Time of Day	Lap Tm	S1	S2	S3	S3Spd	SFSpd	Lap	Time of Day	Lap Tm	S1	S2	S3	S3Spd	SFSpd
8	9:11:50.990	1:11.277	22.828	28.899	19.550	98.979	90.932								
9	9:13:01.807	1:10.817	22.896	26.999	20.922	85.706	90.809								

Clerk of the Course :

Orbits

Sig : Time :

Chief Timekeeper : Ian Sharp (SMART Timing)

Results available at www.smart-timing.co.uk and www.mylaps.com

www.mylaps.com

Licensed to: SMART Timing

SMRC Summer Raceday

Scottish Formula Ford 1600 Championship

Knockhill 1.267 miles

Race 3 - 1st Race

19/07/2015 11:25

Race (12 Laps) started at 11:20:59

POLE POSITION

2
78 Adam MacKAY
1:02.290

4
92 Matthew CHISHOLM
1:03.281

6
3 Neil BROOME
1:03.697

8
50 Jamie THORBURN
1:04.845

10
41 Colin TURNER
1:05.876

12
16 Ivor MAIRS
1:07.777

1
33 Jordan GRONKOWSKI
1:01.777

3
25 Neil MacLENNAN
1:02.949

5
6 Sebastian MELROSE
1:03.500

7
70 David THORBURN
1:04.606

9
79 Phil HOOKER
1:05.448

11
99 Stephen BARLOW
1:06.376

13
77 Fraser GRAY
1:09.526

1

2

3

4

5

6

7

Clerk of the Course :

Orbits

Sig : Time :

Chief Timekeeper : Ian Sharp (SMART Timing)

Results available at www.smart-timing.co.uk and www.mylaps.com

www.mylaps.com

Licensed to: SMART Timing

Printed: 20/07/2015 18:22:01

SMRC Summer Raceday**Sorted on best lap time**

Celtic Speed Mini Cooper Cup

Knockhill 1.267 miles

Qualifying 4

19/07/2015 09:15

Practice (10:00 Time) started at 9:15:35

Pos	No.	Name	Make/Model	CC	Class Code	Laps	Best Tm	Diff	Best Speed	2nd Best
1	1	Kenneth THIRLWALL	Mini Cooper	1600	SM	9	1:06.558		68.524	1:07.257
2	70	Oliver MORTIMER	Mini Cooper	1600	SM	9	1:06.700	0.142	68.378	1:06.771
3	3	Joe TANNER	Mini Cooper	1600	SM	9	1:06.793	0.235	68.283	1:06.904
4	91	Robbie DALGLEISH	Mini Cooper	1600	SMN	9	1:07.360	0.802	67.708	1:07.468
5	89	Shane STONEY	Mini Cooper	1600	SM	9	1:07.771	1.213	67.298	1:07.970
6	38	Scott FORBES	Mini Cooper	1600	SM	9	1:07.997	1.439	67.074	1:08.134
7	87	Paul BELL	Mini Cooper	1600	SM	9	1:08.013	1.455	67.058	1:08.653
8	11	Morgan MURRAY	Mini Cooper	1600	SMN	9	1:08.106	1.548	66.967	1:08.187
9	5	Des WHEATLEY	Mini Cooper	1600	SM	9	1:08.161	1.603	66.913	1:08.468
10	29	Chris REID	Mini Cooper	1600	SM	9	1:08.251	1.693	66.825	1:08.305
11	8	Hannah CHAPMAN	Mini Cooper	1600	SM L	9	1:08.295	1.737	66.781	1:08.359
12	20	Kyle REID	Mini Cooper	1600	SM	9	1:08.413	1.855	66.666	1:08.474
13	27	Lewis CARTER	Mini Cooper	1600	SM	9	1:08.641	2.083	66.445	1:09.399
14	6	Daniel DREELAN	Mini Cooper	1600	SM	9	1:08.706	2.148	66.382	1:08.935
15	74	Ian WALSH	Mini Cooper	1600	SMN	8	1:08.997	2.439	66.102	1:10.147
16	47	Reis ROBERTSON	Mini Cooper	1600	SMN	8	1:09.180	2.622	65.927	1:09.588
17	30	Callum DRYBURGH	Mini Cooper	1600	SM	9	1:09.210	2.652	65.899	1:09.435
18	26	William BLAKE	Mini Cooper	1600	SMN	9	1:09.619	3.061	65.511	1:09.883
19	7	Jonny DREELAN	Mini Cooper	1600	SMN	9	1:09.764	3.206	65.375	1:10.121
20	98	Brandon WALSH	Mini Cooper	1600	SMN	8	1:09.852	3.294	65.293	1:09.930
21	9	Martin McGEOUGH	Mini Cooper	1600	SMN	8	1:10.388	3.830	64.796	1:10.743

Announcements

Car No.20 - Selected lap times disallowed - Exceeding track limits.

Clerk of the Course :

Orbits

Sig : Time :

Chief Timekeeper : Ian Sharp (SMART Timing)

Results available at www.smart-timing.co.uk and www.mylaps.comwww.mylaps.com

Licensed to: SMART Timing

Printed: 20/07/2015 18:08:45

SMRC Summer Raceday

Celtic Speed Mini Cooper Cup

Knockhill 1.267 miles

Qualifying 4

19/07/2015 09:15

Practice (10:00 Time) started at 9:15:35

Lap	Time of Day	Lap Tm	S1	S2	S3	S3Spd	SFSpd	Lap	Time of Day	Lap Tm	S1	S2	S3	S3Spd	SFSpd
(1) Kenneth THIRLWALL															
1	9:17:30.445			29.713	20.872	77.671	74.647	7	9:24:09.505	1:09.158	22.765	26.179	20.214	83.780	75.317
2	9:18:38.944	1:08.499	22.580	25.698	20.221	83.989	75.828	8	9:25:18.158	1:08.653	22.232	26.265	20.156	83.780	74.981
3	9:19:46.822	1:07.878	22.066	25.690	20.122	83.571	75.064	9	9:26:26.171	1:08.013	22.150	25.755	20.108	83.885	75.317
4	9:20:54.259	1:07.437	21.780	25.291	20.366	84.732	75.657	(11) Morgan MURRAY							
5	9:22:01.685	1:07.426	21.945	25.337	20.144	84.839	75.828	1	9:17:21.740			35.599	25.280	43.295	68.547
6	9:23:08.942	1:07.257	21.954	25.327	19.976	84.412	75.572	2	9:18:32.902	1:11.162	23.178	27.070	20.914	82.849	75.572
7	9:24:15.500	1:06.558	21.659	24.944	19.955	84.839	75.742	3	9:19:43.212	1:10.310	22.391	27.471	20.448	82.951	75.657
8	9:25:25.559	1:10.059	20.936	29.062	20.061	85.054	76.000	4	9:20:54.155	1:10.943	22.259	26.471	22.213	82.039	73.502
9	9:26:37.599	1:12.040	22.016	26.214	23.810	83.885	26.514	5	9:22:05.460	1:11.305	23.288	26.704	21.313	83.885	64.095
(70) Oliver MORTIMER															
1	9:17:00.490			30.774	22.862	63.429	74.564	6	9:23:16.265	1:10.805	24.254	26.469	20.082	84.625	75.402
2	9:18:09.077	1:08.587	22.355	26.249	19.983	83.363	75.402	7	9:24:30.942	1:14.677			20.488	84.095	75.572
3	9:19:17.552	1:08.475	22.108	25.984	20.383	82.039	75.148	8	9:25:39.129	1:08.187		25.865	20.217	84.625	75.742
4	9:20:25.055	1:07.503	21.756	25.701	20.046	83.157	75.148	9	9:26:47.235	1:08.106	22.033	25.958	20.115	83.467	75.742
5	9:21:33.922	1:08.867	22.145	26.262	20.460	81.441	75.233	(5) Des WHEATLEY							
6	9:22:41.153	1:07.231	21.726	25.563	19.942	83.885	75.233	1	9:17:01.381			31.426	22.343	64.095	74.070
7	9:23:48.017	1:06.864	21.595	25.351	19.918	83.675	75.064	2	9:18:12.926	1:11.545	23.832	27.320	20.393	82.139	75.148
8	9:24:54.788	1:06.771	21.562	25.307	19.902	84.095	75.064	3	9:19:22.494	1:09.568	22.722	26.478	20.368	83.363	75.487
9	9:26:01.488	1:06.700	21.412	25.401	19.887	84.732	75.148	4	9:20:31.879	1:09.385	22.470	26.535	20.380	83.157	73.907
(3) Joe TANNER															
1	9:17:11.282			32.014	23.289	56.393	74.813	5	9:21:40.955	1:09.076	22.832	26.178	20.066	83.571	75.828
2	9:18:20.087	1:08.805	22.356	26.136	20.313	84.625	75.148	6	9:22:49.649	1:08.694	22.395	26.111	20.188	83.675	74.897
3	9:19:29.581	1:09.494	22.083	26.930	20.481	82.139	75.402	7	9:23:58.117	1:08.468	22.179	26.136	20.153	83.780	75.233
4	9:20:37.254	1:07.673	21.955	25.723	19.995	83.885	75.487	8	9:25:07.027	1:08.910	22.302	26.440	20.168	83.675	75.402
5	9:21:45.307	1:08.053	22.402	25.436	20.215	83.780	75.657	9	9:26:15.188	1:08.161	22.122	25.884	20.155	84.200	75.317
6	9:22:52.481	1:07.174	21.686	25.530	19.958	84.200	75.402	(29) Chris REID							
7	9:23:59.274	1:06.793	21.505	25.232	20.056	84.839	74.897	1	9:17:23.525			32.229	22.788	63.609	73.102
8	9:25:06.555	1:07.281	21.606	25.428	20.247	83.157	75.233	2	9:18:34.737	1:11.212	23.096	27.283	20.833	81.244	76.172
9	9:26:13.459	1:06.904	21.565	25.383	19.956	83.260	75.402	3	9:19:44.438	1:09.701	22.468	26.720	20.513	83.885	75.064
(91) Robbie DALGLEISH															
1	9:17:12.984			30.734	24.100	53.515	73.989	4	9:20:54.072	1:09.634	22.357	26.062	21.215	83.780	74.152
2	9:18:22.056	1:09.072	22.417	26.289	20.366	82.442	73.989	5	9:22:09.714	1:15.642	22.976	29.525	23.141	64.279	76.345
3	9:19:30.845	1:08.789	22.213	26.257	20.319	82.240	75.657	6	9:23:18.273	1:08.559	22.023	26.459	20.077	84.412	74.897
4	9:20:39.318	1:08.473	22.298	26.003	20.172	83.885	75.148	7	9:24:26.578	1:08.305	22.146	26.103	20.056	83.885	75.487
5	9:21:47.466	1:08.148	21.884	26.214	20.050	81.739	74.813	8	9:25:34.918	1:08.340	22.021	26.307	20.012	83.675	75.402
6	9:22:55.092	1:07.626	21.802	25.825	19.999	84.200	74.647	9	9:26:43.169	1:08.251	22.059	26.197	19.995	84.200	75.914
7	9:24:02.452	1:07.360	21.680	25.633	20.047	83.157	74.981	(8) Hannah CHAPMAN							
8	9:25:10.028	1:07.576	21.752	25.800	20.024	83.989	74.897	1	9:17:26.658			33.453	23.311	50.994	74.981
9	9:26:17.496	1:07.468	21.898	25.507	20.063	84.095	74.152	2	9:18:36.906	1:10.248	23.078	26.808	20.362	83.260	76.607
(89) Shane STONEY															
1	9:16:50.507			27.976	21.081	81.244	73.826	3	9:19:47.530	1:10.624	23.022	26.789	20.813	80.368	75.657
2	9:18:00.214	1:09.707	22.543	26.662	20.502	82.951	74.897	4	9:20:56.631	1:09.101	22.575	26.442	20.084	83.780	76.432
3	9:19:08.757	1:08.543	22.145	26.201	20.197	83.363	75.233	5	9:22:05.485	1:08.854	22.400	26.348	20.106	83.157	76.345
4	9:20:17.054	1:08.297	21.959	26.137	20.201	83.054	75.233	6	9:23:14.452	1:08.967	22.604	26.282	20.081	84.200	76.086
5	9:21:25.082	1:08.028	21.803	26.020	20.205	83.675	75.317	7	9:24:22.811	1:08.359	22.403	25.959	19.997	84.095	76.000
6	9:22:32.853	1:07.771	21.807	25.866	20.098	83.780	75.402	8	9:25:31.973	1:09.162	22.744	26.046	20.372	84.518	74.813
7	9:23:40.823	1:07.970	21.820	25.989	20.161	83.467	75.233	9	9:26:40.268	1:08.295	22.418	25.732	20.145	83.989	75.402
8	9:24:49.455	1:08.632	22.164	25.972	20.496	84.839	75.914	(20) Kyle REID							
9	9:26:01.158	1:11.703	21.950	25.727	24.026	83.780	26.619	1	9:17:22.350			32.527	23.244	55.006	71.315
(38) Scott FORBES															
1	9:17:24.832			32.421	22.824	58.253	72.392	2	9:18:34.231	1:11.881	23.234	27.693	20.954	76.782	75.487
2	9:18:36.333	1:11.701	23.702	27.040	20.959	81.343	74.897	3	9:19:43.535	1:09.304	22.335	26.496	20.473	83.780	75.828
3	9:19:47.986	1:11.653	23.133	26.907	21.613	79.606	75.742	4	9:20:55.385	1:11.850	22.230	27.243	22.377	73.745	74.152
4	9:20:58.515	1:10.529	23.122	26.800	20.607	81.739	75.317	5	9:22:09.057	1:13.672	22.538	27.689	23.445	58.763	75.742
5	9:22:10.338	1:11.823	22.940	26.236	22.647	82.039	76.172	6	9:23:19.334	1:10.277	22.375	27.519	20.383	80.081	75.487
6	9:23:19.845	1:09.507	22.690	26.332	20.485	82.341	76.086	7	9:24:27.499	1:08.165	22.136	25.906	20.123	83.780	75.487
7	9:24:30.021	1:10.176	22.835	26.839	20.502	82.039	75.742	8	9:25:35.973	1:08.474	22.222	25.958	20.294	83.885	75.233
8	9:25:38.155	1:08.134	22.268	25.714	20.152	82.951	75.233	9	9:26:44.386	1:08.413	22.175	26.076	20.162	84.306	75.572
9	9:26:46.152	1:07.997	22.031	25.683	20.283	82.442	75.487	(27) Lewis CARTER							
(87) Paul BELL															
1	9:17:12.321			31.742	23.821	57.603	74.564	1	9:16:56.503			29.393	21.718	75.742	70.640
2	9:18:22.565	1:10.244	22.668	26.977	20.599	82.645	75.064	2	9:18:08.188	1:11.685	23.599	26.961	21.125	79.136	71.391
3	9:19:32.093	1:09.528	22.467	26.234	20.827	84.306	75.572	3	9:19:19.285	1:11.097	23.442	26.510	21.145	81.146	70.863
4	9:20:42.014	1:09.921	22.904	26.412	20.605	82.747	75.487	4	9:20:29.678	1:10.393	22.807	26.612	20.974	79.890	71.391
5	9:21:51.679	1:09.665	22.653	26.789	20.223	82.543	74.981	5	9:21:39.196	1:09.518	22.446	26.167	20.905	80.368	70.863
6	9:23:00.347	1:08.668	22.320	26.058	20.290	83.675	74.897	6	9:22:48.776	1:09.580	22.513	26.325	20.742	80.081	71.013
(6) Daniel DREELAN															
1	9:17:02.849							7	9:24:01.140	1:12.364	22.311	27.165	22.888	65.027	71.089
2	9:18:14.984	1:12.135	23.642	27.387											

SMRC Summer Raceday

Celtic Speed Mini Cooper Cup

Knockhill 1.267 miles

Qualifying 4

19/07/2015 09:15

Practice (10:00 Time) started at 9:15:35

Lap	Time of Day	Lap Tm	S1	S2	S3	S3Spd	SFSpd	Lap	Time of Day	Lap Tm	S1	S2	S3	S3Spd	SFSpd
4	9:20:35.952	1:10.141	22.928	26.364	20.849	81.739	73.102	4	9:21:10.041	1:11.244	23.392	27.253	20.599	82.951	74.647
5	9:21:46.146	1:10.194	22.611	26.479	21.104	81.244	73.826	5	9:22:21.129	1:11.088	23.203	27.050	20.835	79.700	74.399
6	9:22:55.724	1:09.578	22.546	26.121	20.911	82.139	74.152	6	9:23:31.872	1:10.743	23.043	27.054	20.646	83.157	74.897
7	9:24:04.699	1:08.975	22.397	26.060	20.518	82.645	74.152	7	9:24:42.719	1:10.847	23.216	27.043	20.588	82.645	74.730
8	9:25:13.405	1:08.706	22.285	26.022	20.399	82.747	73.826	8	9:25:53.107	1:10.388	22.714	27.075	20.599	82.849	74.897
9	9:26:22.340	1:08.935	22.627	25.830	20.478	82.645	73.826								

(74) Ian WALSH

1	9:17:42.643			32.643	23.210	53.729	72.392
2	9:18:55.026	1:12.383	23.740	27.536	21.107	80.465	73.826
3	9:20:06.182	1:11.156	23.251	26.724	21.181	80.950	73.745
4	9:21:16.329	1:10.147	22.987	26.228	20.932	82.139	73.502
5	9:22:28.274	1:11.945	22.756	27.015	22.174	65.599	74.152
6	9:23:40.126	1:11.852	23.080	26.859	21.913	66.707	74.070
7	9:24:49.123	1:08.997	22.480	25.986	20.531	83.675	75.064
8	9:26:03.325	1:14.202	23.154	29.683	21.365	70.123	73.342

(47) Reis ROBERTSON

1	9:17:29.085			30.453	22.129	79.417	74.152
2	9:18:41.521	1:12.436	24.476	26.886	21.074	82.442	75.064
3	9:19:52.350	1:10.829	23.080	26.715	21.034	82.341	74.897
4	9:21:03.005	1:10.655	23.110	27.094	20.451	82.645	75.402
5	9:22:13.240	1:10.235	22.694	26.705	20.836	82.442	75.657
6	9:23:22.828	1:09.588	22.420	26.740	20.428	82.543	74.981
7	9:24:32.913	1:10.085	22.798	26.623	20.664	82.341	75.572
8	9:25:42.093	1:09.180	22.632	26.320	20.228	83.260	75.148

(30) Callum DRYBURGH

1	9:17:06.806			32.081	22.219	77.135	73.989
2	9:18:20.472	1:13.666	24.408	28.007	21.251	81.540	74.564
3	9:19:31.729	1:11.257	23.255	27.306	20.696	82.747	74.647
4	9:20:43.147	1:11.418	22.877	27.136	21.405	78.672	74.399
5	9:21:53.889	1:10.742	23.121	27.015	20.606	82.341	74.152
6	9:23:04.095	1:10.206	22.934	26.830	20.442	82.543	74.647
7	9:24:13.530	1:09.435	22.578	26.436	20.421	83.467	74.316
8	9:25:28.194	1:14.664	24.541	29.534	20.589	82.240	74.481
9	9:26:37.404	1:09.210	22.374	26.379	20.457	82.240	74.647

(26) William BLAKE

1	9:17:04.747			31.274	23.631	67.581	74.647
2	9:18:18.137	1:13.390	24.348	27.995	21.047	82.039	74.897
3	9:19:30.138	1:12.001	23.399	28.044	20.558	82.442	75.742
4	9:20:41.645	1:11.507	23.660	27.002	20.845	82.139	75.064
5	9:21:52.992	1:11.347	22.751	27.913	20.683	81.343	75.064
6	9:23:03.150	1:10.158	22.892	26.752	20.514	82.442	75.064
7	9:24:13.033	1:09.883	22.787	26.592	20.504	82.951	74.399
8	9:25:24.936	1:11.903	23.989	27.311	20.603	83.675	74.897
9	9:26:34.555	1:09.619	22.464	26.792	20.363	83.675	75.487

(7) Jonny DREELAN

1	9:17:14.810			32.219	24.679	56.440	72.392
2	9:18:26.948	1:12.138	23.294	27.853	20.991	81.244	73.262
3	9:19:39.118	1:12.170	23.561	27.586	21.023	81.739	72.785
4	9:20:50.635	1:11.517	23.505	27.270	20.742	81.441	73.502
5	9:22:01.516	1:10.881	23.222	26.825	20.834	81.839	73.907
6	9:23:12.392	1:10.876	23.596	26.605	20.675	82.543	73.907
7	9:24:22.156	1:09.764	23.033	26.292	20.439	82.442	73.664
8	9:25:32.358	1:10.202	22.772	26.185	21.245	83.260	73.664
9	9:26:42.479	1:10.121	23.046	26.387	20.688	82.951	74.152

(98) Brandon WALSH

1	9:17:43.559			32.624	23.546	52.224	73.182
2	9:18:55.524	1:11.965	23.701	27.154	21.110	81.739	73.826
3	9:20:07.192	1:11.668	23.398	27.359	20.911	80.368	74.070
4	9:21:17.287	1:10.095	23.059	26.702	20.334	81.739	73.989
5	9:22:27.654	1:10.367	22.612	26.607	21.148	82.645	72.314
6	9:23:37.839	1:10.185	23.063	26.504	20.618	81.146	73.826
7	9:24:47.691	1:09.852	22.760	26.437	20.655	82.139	73.989
8	9:25:57.621	1:09.930	22.681	26.417	20.832	84.095	73.664

(9) Martin McGEOUGH

1	9:17:33.343			29.810	21.926	78.488	73.583
2	9:18:46.457	1:13.114	23.988	28.065	21.061	81.048	74.234
3	9:19:58.797	1:12.340	23.757	27.778	20.805	81.146	74.647

Clerk of the Course :

Sig : Time :
Chief Timekeeper : Ian Sharp (SMART Timing)

Results available at www.smart-timing.co.uk and www.mylaps.com

Printed: 20/07/2015 17:40:52

Orbits



SMRC Summer Raceday

Celtic Speed Mini Cooper Cup

Race 4 - 1st Race

Race (9 Laps) started at 11:39:54

Knockhill 1.267 miles

19/07/2015 11:50

POLE POSITION

2 70 Oliver MORTIMER 1:06.700
4 91 Robbie DALGLEISH 1:07.360
6 38 Scott FORBES 1:07.997
8 11 Morgan MURRAY 1:08.106
10 29 Chris REID 1:08.251
12 20 Kyle REID 1:08.413
14 6 Daniel DREELAN 1:08.706
16 47 Reis ROBERTSON 1:09.180
18 26 William BLAKE 1:09.619
20 98 Brandon WALSH 1:09.852

1 1 Kenneth THIRLWALL 1:06.558
3 3 Joe TANNER 1:06.793
5 89 Shane STONEY 1:07.771
7 87 Paul BELL 1:08.013
9 5 Des WHEATLEY 1:08.161
11 8 Hannah CHAPMAN 1:08.295
13 27 Lewis CARTER 1:08.641
15 74 Ian WALSH 1:08.997
17 30 Callum DRYBURGH 1:09.210
19 7 Jonny DREELAN 1:09.764

1
2
3
4
5
6
7
8
9
10

Clerk of the Course :

Sig : Time :

Chief Timekeeper : Ian Sharp (SMART Timing)

Results available at www.smart-timing.co.uk and www.mylaps.com

Printed: 20/07/2015 17:41:35

Orbits



SMRC Summer Raceday

Celtic Speed Mini Cooper Cup

Knockhill 1.267 miles

Race 4 - 1st Race

19/07/2015 11:50

Race (9 Laps) started at 11:39:54

21

9 Martin McGEOUGH
1:10.388

11

Clerk of the Course :

Orbits

Sig : Time :

Chief Timekeeper : Ian Sharp (SMART Timing)

Results available at www.smart-timing.co.uk and www.mylaps.com

Printed: 20/07/2015 17:41:35



SMRC Summer Raceday**Sorted on best lap time**

Scottish Saloons & Sportscars Championship

Knockhill 1.267 miles

Qualifying 5

19/07/2015 09:30

Practice (10:00 Time) started at 9:29:23

Pos	No.	Name	Make/Model	CC	Class	Laps	Best Tm	Diff	Best Speed	2nd Best
1	8	Finlay CROCKER	Seat Leon Eurocup	2000	A2	10	59.338		76.862	59.473
2	51	Roddie PATERSON	Caterham	2300	A3	10	1:00.071	0.733	75.924	1:00.202
3	88	Ian DONALDSON	Mitsubishi Evo	2000	A1	9	1:01.340	2.002	74.353	1:03.203
4	35	Andrew MACKIE	Mitsubishi Evo	2000	B1	10	1:02.452	3.114	73.030	1:03.222
5	55	Fiona KINDNESS	Subaru Impreza	2350	A1	9	1:03.017	3.679	72.375	1:03.143
6	23	Brian MELDRUM	Seat Leon Sport	2000	B1	9	1:03.107	3.769	72.272	1:03.383
7	99	John WILSON	Ford Focus RS	2500	B1	9	1:03.116	3.778	72.261	1:03.541
8	89	William ROBSON	Ford Focus RS	2500	B1	9	1:03.457	4.119	71.873	1:03.568
9	4	Mark DAWSON	VW Corrado	1900	B1	9	1:04.837	5.499	70.343	1:05.226
10	65	Andrew BELL	Caterham Supersport	1600	B2	9	1:08.760	9.422	66.330	1:10.192
11	33	Stephen HENDERSON	Sylva Riot	1800	A3	3	1:10.984	11.646	64.252	1:11.122
12	97	Oilly ROSS	Mazda MX5	1600	MX5	7	1:11.700	12.362	63.610	1:11.718
13	92	Michael KELLY	Mazda MX5	1600	MX5	8	1:14.774	15.436	60.995	1:14.777
14	93	David SMAIL	Mazda MX5	1600	MX5	8	1:17.470	18.132	58.872	1:17.905
15	34	Ian CREHAN	Mazda MX5	1600	MX5	5	1:18.461	19.123	58.129	1:19.518

Announcements

Car No.23 - No working transponder - Please fix before 1st Race.

Clerk of the Course :

Orbits

Sig : Time :

Chief Timekeeper : Ian Sharp (SMART Timing)

www.mylaps.com

Results available at www.smart-timing.co.uk and www.mylaps.com

Licensed to: SMART Timing

Printed: 20/07/2015 18:28:20

SMRC Summer Raceday

Scottish Saloons & Sportscars Championship

Knockhill 1.267 miles

Qualifying 5

19/07/2015 09:30

Practice (10:00 Time) started at 9:29:23

Lap	Time of Day	Lap Tm	S1	S2	S3	S3Spd	SFSpd	Lap	Time of Day	Lap Tm	S1	S2	S3	S3Spd	SFSpd
(8) Finlay CROCKER															
1	9:30:56.022			25.141	18.101	104.366	98.254	4	9:33:54.884	1:03.116	20.739	24.661	17.716	111.290	98.688
2	9:31:58.219	1:02.197	19.737	24.764	17.696	106.520	98.979	5	9:34:59.088	1:04.204	20.698	25.354	18.152	108.764	97.117
3	9:32:57.692	59.473	19.556	22.447	17.470	106.689	97.682	6	9:36:03.114	1:04.026	21.281	25.024	17.721	110.012	98.254
4	9:34:03.699	1:06.007			17.767	106.015	98.398	7	9:37:06.655	1:03.541	20.694	24.814	18.033	110.374	98.254
5	9:35:07.462	1:03.763		26.546	17.492	105.681	97.824	8	9:38:11.606	1:04.951	21.419	24.970	18.562	110.012	97.682
6	9:36:11.264	1:03.802	18.718	26.956	18.128	94.518	98.254	9	9:39:28.207	1:16.601	20.724	27.929	27.948	70.491	27.005
7	9:37:10.602	59.338	18.992	22.646	17.700	105.515	97.682	(89) William ROBSON							
8	9:38:10.919	1:00.317	19.113	23.451	17.753	106.015	98.111	1	9:30:44.489			32.959	22.165	65.280	95.459
9	9:39:10.463	59.544	19.002	22.580	17.962	105.681	98.111	2	9:31:50.424	1:05.935	21.440	26.067	18.428	105.349	96.005
10	9:40:25.391	1:14.928	22.255	28.396	24.277	88.183	33.604	3	9:32:54.659	1:04.235	20.593	25.285	18.357	107.372	94.651
(51) Roddie PATERSON															
1	9:30:40.168			31.706	21.897	68.407	92.054	4	9:33:59.270	1:04.611	21.041	25.337	18.233	108.064	96.143
2	9:31:45.570	1:05.402	22.263	24.673	18.466	103.402	103.402	5	9:35:08.246	1:08.976	22.078	26.721	20.177	107.372	97.682
3	9:32:47.432	1:01.862	20.424	24.054	17.384	107.890	108.238	6	9:36:13.813	1:05.567	20.565	26.397	18.605	100.011	97.117
4	9:33:49.340	1:01.908	20.437	23.652	17.819	108.941	107.201	7	9:37:17.381	1:03.568	20.782	24.996	17.790	108.413	98.111
5	9:34:50.369	1:01.029			17.498	110.193	107.372	8	9:38:39.895	1:22.514	20.217	43.261	19.036	88.532	97.540
6	9:35:51.479	1:01.110		23.374	17.591	111.846	106.351	9	9:39:43.352	1:03.457	20.542	24.758	18.157	108.413	96.419
7	9:36:51.681	1:00.202	19.579	23.232	17.391	112.786	107.544	(4) Mark DAWSON							
8	9:37:52.658	1:00.977	19.583	23.945	17.449	109.474	106.689	1	9:31:03.661			29.093	20.787	91.179	88.299
9	9:38:52.729	1:00.071			17.449	109.474	106.689	2	9:32:16.011	1:12.350	23.912	27.144	21.294	78.672	80.561
10	9:39:53.268	1:00.539		23.412	17.323	109.474	107.890	3	9:33:25.719	1:09.708	24.370	26.199	19.139	102.611	93.205
(88) Ian DONALDSON															
1	9:30:47.021			28.645	20.923	74.234	94.385	4	9:34:32.224	1:06.505	21.770	25.544	19.191	102.298	96.143
2	9:31:56.014	1:08.993	23.713	26.203	19.077	100.460	106.520	5	9:35:38.171	1:05.947	21.543	25.421	18.983	103.721	95.459
3	9:33:02.990	1:06.976	21.885	25.619	19.472	108.588	105.515	6	9:36:47.034	1:08.863	21.341	27.018	20.504	59.598	94.651
4	9:34:09.065	1:06.075	22.248	25.541	18.286	112.033	108.064	7	9:37:52.260	1:05.226	21.341	24.896	18.989	103.882	88.183
5	9:35:16.378	1:07.313	21.469	26.568	19.276	90.932	106.015	8	9:38:58.491	1:06.231	22.239	25.018	18.974	103.242	96.976
6	9:36:21.554	1:05.176	21.636	25.321	18.219	118.565	109.296	9	9:40:03.328	1:04.837	21.039	25.006	18.792	104.043	94.120
7	9:37:24.758	1:03.204	20.860	24.748	17.596	117.940	109.832	(65) Andrew BELL							
8	9:38:27.961	1:03.203	20.710	24.549	17.944	116.304	110.374	1	9:31:07.525			29.822	22.694	81.639	76.345
9	9:39:29.301	1:01.340	20.171	23.605	17.564	121.572	110.739	2	9:32:22.176	1:14.651	24.940	28.352	21.359	87.380	82.039
(35) Andrew MACKIE															
1	9:30:48.202			28.386	21.247	76.870	94.785	3	9:33:33.055	1:10.879	22.907	27.274	20.698	87.494	82.543
2	9:31:56.848	1:08.646	23.720	26.014	18.912	105.020	101.524	4	9:34:43.744	1:10.689	22.251	27.887	20.551	87.040	83.260
3	9:33:02.275	1:05.427	21.891	25.393	18.143	108.941	103.084	5	9:35:53.936	1:10.192	22.442	27.038	20.712	87.380	79.890
4	9:34:05.845	1:03.570	21.062	24.367	18.141	111.105	104.204	6	9:37:05.916	1:11.980	23.247	27.291	21.442	85.815	83.571
5	9:35:13.737	1:07.892	21.109	28.668	18.115	105.848	103.721	7	9:38:18.161	1:12.245	23.922	27.514	20.809	82.341	83.157
6	9:36:16.959	1:03.222	20.934	24.283	18.005	111.846	104.204	8	9:39:26.921	1:08.760	22.281	26.676	19.803	87.837	83.260
7	9:37:20.299	1:03.340	20.903	24.270	18.167	111.474	101.218	9	9:40:52.469	1:25.548	25.683	29.733	30.132	77.851	17.526
8	9:38:24.815	1:04.516	20.949	24.947	18.620	107.372	103.242	(33) Stephen HENDERSON							
9	9:39:27.267	1:02.452	20.822	24.263	17.367	111.660	105.184	1	9:30:50.632			28.866	21.866	77.491	88.068
10	9:40:48.539	1:21.272	24.134	28.791	28.347	81.639	21.817	2	9:32:01.616	1:10.984	22.691	27.722	20.571	91.802	87.040
(55) Fiona KINDNESS															
1	9:31:01.394			30.097	20.420	86.702	92.690	3	9:33:12.738	1:11.122	23.947	27.111	20.064	96.836	88.416
2	9:32:08.781	1:07.387	22.952	25.824	18.611	96.836	101.218	(97) Olly ROSS							
3	9:33:12.149	1:03.368	20.876	24.291	18.201	101.371	102.768	1	9:32:15.317			29.846	22.028	78.123	73.342
4	9:34:15.658	1:03.509	21.011	24.562	17.936	100.914	101.371	2	9:33:28.554	1:13.237	23.540	27.909	21.788	81.639	74.481
5	9:35:20.142	1:04.484	20.925	25.557	18.002	97.399	104.366	3	9:34:40.254	1:11.700	23.036	27.591	21.073	81.540	74.070
6	9:36:24.197	1:04.055	21.028	24.713	18.314	101.218	102.298	4	9:35:52.768	1:12.514	23.121	28.105	21.288	81.639	73.502
7	9:37:28.214	1:04.017	21.238	24.947	17.832	103.242	106.689	5	9:37:04.486	1:11.718	23.482	27.202	21.034	82.747	74.399
8	9:38:31.231	1:03.017	20.663	24.691	17.663	98.543	105.515	6	9:38:17.494	1:13.008	23.535	28.053	21.420	81.146	73.907
9	9:39:34.374	1:03.143	20.931	24.181	18.031	100.460	104.204	7	9:39:35.129	1:17.635	24.792	31.118	21.725	76.519	73.102
(23) Brian MELDRUM															
1	9:30:55.166							(92) Michael KELLY							
2	9:32:01.996	1:06.830						1	9:31:06.533			34.882	23.610	70.714	73.664
3	9:33:09.135	1:07.139						2	9:32:23.252	1:16.719	24.988	29.081	22.650	79.890	74.399
4	9:34:13.504	1:04.369						3	9:33:38.026	1:14.774	24.141	28.622	22.011	81.244	73.583
5	9:35:20.141	1:06.637						4	9:34:54.959	1:16.933	24.369	29.684	22.880	76.958	72.159
6	9:36:23.248	1:03.107						5	9:36:16.506	1:21.547	26.782	32.046	22.719	70.343	73.502
7	9:37:27.847	1:04.599						6	9:37:34.666	1:18.160	25.252	31.309	21.599	80.561	74.564
8	9:38:31.230	1:03.383						7	9:38:49.443	1:14.777	24.019	28.922	21.836	81.244	74.481
9	9:39:45.609	1:14.379						8	9:40:05.818	1:16.375	25.859	29.049	21.467	81.244	74.981
(99) John WILSON															
1	9:30:43.271			32.568	22.729	64.156	94.518	(93) David SMAIL							
2	9:31:47.998	1:04.727	21.264	25.247	18.216	110.374	97.967	1	9:31:10.403			36.484	24.541	67.377	69.041
3	9:32:51.768	1:03.770	20.749	24.755	18.266	110.556	97.117	2	9:32:27.873	1:17.470	25.662	29.747	22.0		

SMRC Summer Raceday

Scottish Saloons & Sportscars Championship

Knockhill 1.267 miles

Qualifying 5

19/07/2015 09:30

Practice (10:00 Time) started at 9:29:23

Lap	Time of Day	Lap Tm	S1	S2	S3	S3Spd	SFSpd	Lap	Time of Day	Lap Tm	S1	S2	S3	S3Spd	SFSpd
(34) Ian CREHAN															
1	9:31:17.042			34.138	23.246	73.502	69.758								
2	9:32:36.560	1:19.518	25.624	31.437	22.457	77.671	70.491								
3	9:33:55.021	1:18.461	25.278	30.687	22.496	76.870	68.899								
4	9:35:20.661	1:25.640	29.027	32.484	24.129	78.123	67.785								
5	9:36:55.182	1:34.521	28.073	37.319	29.129	55.507	33.571								

Clerk of the Course :

Orbits

Sig : Time :

Chief Timekeeper : Ian Sharp (SMART Timing)

Results available at www.smart-timing.co.uk and www.mylaps.com

www.mylaps.com

Licensed to: SMART Timing

SMRC Summer Raceday

Scottish Saloons & Sportscars Championship

Knockhill 1.267 miles

Race 5 - 1st Race

19/07/2015 12:10

Race (12 Laps) started at 12:00:15

POLE POSITION

2
51 Roddie PATERSON
1:00.071

4
35 Andrew MACKIE
1:02.452

6
23 Brian MELDRUM
1:03.107

8
89 William ROBSON
1:03.457

10
65 Andrew BELL
1:08.760

12
97 Olly ROSS
1:11.700

14
93 David SMAIL
1:17.470

1
8 Finlay CROCKER
59.338

3
88 Ian DONALDSON
1:01.340

5
55 Fiona KINDNESS
1:03.017

7
99 John WILSON
1:03.116

9
4 Mark DAWSON
1:04.837

11
33 Stephen HENDERSON
1:10.984

13
92 Michael KELLY
1:14.774

15
34 Ian CREHAN
1:18.461

1

2

3

4

5

6

7

8

Clerk of the Course :

Orbits

Sig : Time :

Chief Timekeeper : Ian Sharp (SMART Timing)

Results available at www.smart-timing.co.uk and www.mylaps.com

www.mylaps.com

Licensed to: SMART Timing

Printed: 20/07/2015 18:29:11

SMRC Summer Raceday

Sorted on best lap time

Scottish Classics Championship

Knockhill 1.267 miles

Qualifying 6

19/07/2015 09:45

Practice (10:00 Time) started at 9:43:23

Pos	No.	Name	Make/Model	CC	Class	Laps	Best Tm	Diff	Best Speed	2nd Best
1	88	Shonny PATERSON	Triumph TR8	3900	CE	9	1:03.945		71.324	1:04.282
2	47	Keiron BAILLIE	Lotus 7	1558	CG	9	1:05.312	1.367	69.832	1:05.705
3	39	Harry SIMPSON	Ginetta G4R	1851	CG	9	1:05.977	2.032	69.128	1:06.063
4	27	Mario FERRARI	Ferrari 308GTB	3100	CD	8	1:06.262	2.317	68.830	1:06.334
5	49	Raymond BOYD	Porsche 911	2998	CD	9	1:06.728	2.783	68.350	1:06.879
6	32	Alasdair COATES	Ford Mustang	4802	CE	9	1:08.502	4.557	66.580	1:08.636
7	4	Stan BERNARD	Porsche 911	2994	CD	9	1:08.585	4.640	66.499	1:08.948
8	57	Bruce MITCHELL	Lotus Europa TC	1800	CG	8	1:10.159	6.214	65.007	1:10.929
9	50	Matthew GORDON	TVR 3000M	3000	CD	8	1:10.544	6.599	64.652	1:10.631
10	41	Grant ALLAN	Porsche 911	2994	CD	8	1:11.664	7.719	63.642	1:12.042
11	14	Mike STEWART	Marcos GT	1760	CB	8	1:12.107	8.162	63.251	1:12.123
12	29	Richard MERRELL	Alfa Giulia GT	1985	CC	8	1:13.358	9.413	62.172	1:14.034
13	17	Ian DALTRY	Alfasud TI	1490	CA	8	1:13.612	9.667	61.958	1:14.729
14	54	Howard GORDON	MG Midget	1380	CA	8	1:13.836	9.891	61.770	1:15.390
15	81	James BRAID	Alfa Romeo Junior GT	1982	CC	8	1:14.825	10.880	60.953	1:15.562
16	85	James DRUMMOND-BONE	Alfa Romeo Giulia Sprint	2000	CC	7	1:17.719	13.774	58.684	1:18.647
17	35	Ian BLACKLIN	Ford Capri	3000	CD	3	1:19.884	15.939	57.093	1:20.925

Clerk of the Course :

Orbits

Sig : Time :

Chief Timekeeper : Ian Sharp (SMART Timing)

www.mylaps.com

Results available at www.smart-timing.co.uk and www.mylaps.com

Licensed to: SMART Timing

Printed: 20/07/2015 18:09:55

SMRC Summer Raceday

Scottish Classics Championship

Knockhill 1.267 miles

Qualifying 6

19/07/2015 09:45

Practice (10:00 Time) started at 9:43:23

Lap	Time of Day	Lap Tm	S1	S2	S3	S3Spd	SFSpd
(88) Shonny PATERSON							
1	9:44:53.117			28.896	20.207	85.925	88.183
2	9:45:59.469	1:06.352	21.798	25.885	18.669	102.142	99.272
3	9:47:03.752	1:04.283	21.021	25.040	18.222	105.848	98.688
4	9:48:08.494	1:04.742	20.856	24.743	19.143	105.349	100.011
5	9:49:12.783	1:04.289	21.059	24.866	18.364	105.848	101.371
6	9:50:17.065	1:04.282	21.323	24.852	18.107	105.515	100.310
7	9:51:21.010	1:03.945	21.043	24.622	18.280	106.520	98.833
8	9:52:26.223	1:05.213	21.748	25.338	18.127	104.366	100.460
9	9:53:32.706	1:06.483	21.265	25.999	19.219	100.310	95.731

Lap	Time of Day	Lap Tm	S1	S2	S3	S3Spd	SFSpd
(47) Keiron BAILLIE							
1	9:44:53.655			31.350	21.223	78.857	88.532
2	9:46:02.808	1:09.153	23.000	26.748	19.405	91.055	93.465
3	9:47:08.984	1:06.176	22.142	25.655	18.379	99.272	94.120
4	9:48:14.296	1:05.312	21.295	25.550	18.467	101.371	95.053
5	9:49:22.755	1:08.459	22.750	27.415	18.294	97.399	93.857
6	9:50:28.460	1:05.705	21.982	25.299	18.424	99.863	92.562
7	9:51:37.242	1:08.782	22.308	27.609	18.865	98.254	92.562
8	9:52:43.510	1:06.268	21.746	25.870	18.652	98.111	94.518
9	9:53:50.013	1:06.503	21.617	26.391	18.495	96.697	95.188

Lap	Time of Day	Lap Tm	S1	S2	S3	S3Spd	SFSpd
(39) Harry SIMPSON							
1	9:44:56.242			27.966	20.096	93.955	93.335
2	9:46:05.181	1:08.939	23.129	26.376	19.434	101.832	94.651
3	9:47:11.244	1:06.063	21.745	25.507	18.811	101.678	95.323
4	9:48:18.435	1:07.191	21.888	26.177	19.126	100.460	94.385
5	9:49:26.599	1:08.164	22.340	26.048	19.776	89.957	95.188
6	9:50:33.532	1:06.933	22.050	25.859	19.024	102.454	95.323
7	9:51:40.839	1:07.307	22.449	26.034	18.824	101.218	95.323
8	9:52:47.405	1:06.566	22.081	25.760	18.725	101.832	94.919
9	9:53:53.382	1:05.977	21.939	25.348	18.690	102.768	94.518

Lap	Time of Day	Lap Tm	S1	S2	S3	S3Spd	SFSpd
(27) Mario FERRARI							
1	9:44:59.880			26.973	20.440	99.714	91.552
2	9:46:10.592	1:10.712	23.571	26.677	20.464	98.254	92.947
3	9:47:23.608	1:13.016	27.732	26.563	18.721	102.768	92.562
4	9:48:29.942	1:06.334	21.605	25.823	18.906	103.882	92.562
5	9:49:37.078	1:07.136	22.459	25.596	19.081	103.084	90.320
6	9:50:44.603	1:07.525	22.262	26.441	18.822	103.882	92.435
7	9:51:50.865	1:06.262	21.912	25.607	18.743	104.204	91.303
8	9:52:57.316	1:06.451	21.983	25.678	18.790	102.611	92.181

Lap	Time of Day	Lap Tm	S1	S2	S3	S3Spd	SFSpd
(49) Raymond BOYD							
1	9:44:46.684			30.899	21.387	84.625	88.183
2	9:45:56.086	1:09.402	22.922	27.212	19.268	95.868	92.054
3	9:47:04.872	1:08.786	22.365	26.620	19.801	94.785	91.677
4	9:48:12.070	1:07.198	22.266	25.916	19.016	100.762	93.595
5	9:49:19.512	1:07.442	22.341	26.176	18.925	98.398	91.303
6	9:50:26.948	1:07.436	21.767	26.140	19.529	96.419	92.054
7	9:51:34.690	1:07.742	21.829	26.717	19.196	98.833	90.932
8	9:52:41.569	1:06.879	21.918	25.903	19.058	98.254	91.677
9	9:53:48.297	1:06.728	22.148	25.757	18.823	98.833	92.562

Lap	Time of Day	Lap Tm	S1	S2	S3	S3Spd	SFSpd
(32) Alasdair COATES							
1	9:44:59.289			30.413	21.986	79.890	86.146
2	9:46:11.516	1:12.227	23.509	27.459	21.259	89.957	91.303
3	9:47:25.099	1:13.583	26.316	27.006	20.261	96.143	86.590
4	9:48:34.995	1:09.896	22.862	27.184	19.850	95.459	91.802
5	9:49:43.666	1:08.671	22.557	26.607	19.507	98.398	93.335
6	9:50:52.168	1:08.502	22.449	26.251	19.802	99.566	92.818
7	9:52:00.804	1:08.636	22.371	26.549	19.716	97.117	92.947
8	9:53:09.618	1:08.814	22.306	26.335	20.173	99.714	89.716
9	9:54:18.590	1:08.972	22.267	26.430	20.275	98.398	85.379

Lap	Time of Day	Lap Tm	S1	S2	S3	S3Spd	SFSpd
(4) Stan BERNARD							
1	9:44:48.648			31.281	24.974	80.081	70.938
2	9:46:06.657	1:18.009	24.889	29.994	23.126	67.717	78.123
3	9:47:20.296	1:13.639	25.060	28.278	20.301	94.518	92.690
4	9:48:30.522	1:10.226	23.819	26.583	19.824	99.566	93.465
5	9:49:40.753	1:10.231	23.248	27.158	19.825	95.731	95.053
6	9:50:49.915	1:09.162	22.683	26.802	19.677	99.419	93.205
7	9:51:58.863	1:08.948	22.929	26.431	19.588	101.066	95.459

Lap	Time of Day	Lap Tm	S1	S2	S3	S3Spd	SFSpd
8	9:53:07.448	1:08.585	22.791	26.345	19.449	101.066	93.335
9	9:54:16.438	1:08.990	22.534	26.773	19.683	97.540	93.465
(57) Bruce MITCHELL							
1	9:45:20.783			34.198	23.532	72.785	77.851
2	9:46:33.151	1:12.368	23.651	28.536	20.181	86.702	89.477
3	9:47:44.201	1:11.050	23.763	27.089	20.198	94.518	90.077
4	9:48:55.130	1:10.929	23.389	27.108	20.432	93.988	93.205
5	9:50:07.124	1:11.994	23.761	28.242	19.991	94.120	94.120
6	9:51:18.804	1:11.680	23.592	27.785	20.303	95.868	88.183
7	9:52:30.212	1:11.408	24.600	27.221	19.587	97.967	90.564
8	9:53:40.371	1:10.159	22.693	27.293	20.173	93.595	87.837

Lap	Time of Day	Lap Tm	S1	S2	S3	S3Spd	SFSpd
(50) Matthew GORDON							
1	9:45:19.639			30.490	22.191	83.571	81.938
2	9:46:32.382	1:12.743	23.958	28.103	20.682	89.239	83.675
3	9:47:43.709	1:11.327	23.427	27.594	20.306	92.690	87.380
4	9:48:54.340	1:10.631	22.883	27.541	20.207	92.435	89.002
5	9:50:06.257	1:11.917	23.422	28.365	20.130	91.928	90.932
6	9:51:18.018	1:11.761	23.581	27.886	20.294	94.919	90.686
7	9:52:29.064	1:11.046	23.464	27.507	20.075	96.143	88.649
8	9:53:39.608	1:10.544	23.045	27.203	20.296	95.459	87.040

Lap	Time of Day	Lap Tm	S1	S2	S3	S3Spd	SFSpd
(41) Grant ALLAN							
1	9:45:24.138			31.343	23.459	63.790	83.571
2	9:46:38.588	1:14.450	24.262	28.995	21.193	92.435	84.946
3	9:47:50.252	1:11.664	23.764	27.360	20.540	92.181	84.412
4	9:49:02.294	1:12.042	23.977	27.109	20.956	92.308	83.989
5	9:50:16.805	1:14.511	24.684	28.238	21.589	91.179	83.675
6	9:51:30.742	1:13.937	24.611	27.879	21.447	92.181	84.200
7	9:52:43.303	1:12.561	24.456	27.324	20.781	92.690	84.518
8	9:53:55.818	1:12.515	24.340	27.027	21.148	91.802	84.518

Lap	Time of Day	Lap Tm	S1	S2	S3	S3Spd	SFSpd
(14) Mike STEWART							
1	9:45:01.102			29.284	22.507	88.068	82.341
2	9:46:13.716	1:12.614	24.101	27.982	20.531	90.077	83.571
3	9:47:29.796	1:16.080	26.604	28.448	21.028	90.198	83.157
4	9:48:43.065	1:13.269	24.735	28.476	20.058	92.181	84.518
5	9:49:58.444	1:15.379	25.567	29.003	20.809	90.686	83.885
6	9:51:10.567	1:12.123	23.574	27.672	20.877	90.932	83.885
7	9:52:22.674	1:12.107	23.982	28.082	20.043	90.442	83.363
8	9:53:35.635	1:12.961	23.778	28.946	20.237	90.564	84.200

Lap	Time of Day	Lap Tm	S1	S2	S3	S3Spd	SFSpd
(29) Richard MERRELL							
1	9:44:						

SMRC Summer Raceday

Scottish Classics Championship

Knockhill 1.267 miles

Qualifying 6

19/07/2015 09:45

Practice (10:00 Time) started at 9:43:23

Lap	Time of Day	Lap Tm	S1	S2	S3	S3Spd	SFSpd	Lap	Time of Day	Lap Tm	S1	S2	S3	S3Spd	SFSpd
1	9:44:54.548			32.403	23.191	82.139	80.081								
2	9:46:12.418	1:17.870	25.830	28.896	23.144	86.590	79.700								
3	9:47:33.037	1:20.619	29.261	29.448	21.910	86.702	80.081								
4	9:48:47.862	1:14.825	24.838	28.853	21.134	86.927	80.658								
5	9:50:05.795	1:17.933	26.544	29.118	22.271	86.590	80.272								
6	9:51:23.706	1:17.911	26.110	29.892	21.909	87.494	80.950								
7	9:52:39.268	1:15.562	25.126	29.132	21.304	87.837	80.561								
8	9:53:55.580	1:16.312	25.297	28.898	22.117	88.183	79.700								

(85) James DRUMMOND-BONE

1	9:45:24.180			34.104	24.785	77.047	71.543
2	9:46:47.373	1:23.193	28.809	31.464	22.920	81.739	76.259
3	9:48:09.313	1:21.940	27.344	30.948	23.648	82.645	77.135
4	9:49:31.339	1:22.026	27.089	31.035	23.902	73.826	76.432
5	9:50:52.002	1:20.663	26.687	30.542	23.434	83.363	77.671
6	9:52:10.649	1:18.647	26.545	29.602	22.500	84.839	77.851
7	9:53:28.368	1:17.719	25.533	29.711	22.475	85.925	78.305

(35) Ian BLACKLIN

1	9:45:27.656			31.877	23.221	79.606	75.317
2	9:46:48.581	1:20.925	26.056	31.446	23.423	82.951	73.422
3	9:48:08.465	1:19.884	26.886	30.689	22.309	83.989	74.981

Clerk of the Course :

Orbits

Sig : Time :

Chief Timekeeper : Ian Sharp (SMART Timing)

Results available at www.smart-timing.co.uk and www.mylaps.com

www.mylaps.com

Licensed to: SMART Timing

SMRC Summer Raceday

Scottish Classics Championship

Knockhill 1.267 miles

Race 6 - 1st Race

19/07/2015 12:35

Race (12 Laps) started at 12:23:33

POLE POSITION

2
47 Keiron BAILLIE
1:05.312

4
27 Mario FERRARI
1:06.262

6
32 Alasdair COATES
1:08.502

8
57 Bruce MITCHELL
1:10.159

10
41 Grant ALLAN
1:11.664

12
29 Richard MERRELL
1:13.358

14
54 Howard GORDON
1:13.836

16
85 James DRUMMOND-BONE
1:17.719

1
88 Shonny PATERSON
1:03.945

3
39 Harry SIMPSON
1:05.977

5
49 Raymond BOYD
1:06.728

7
4 Stan BERNARD
1:08.585

9
50 Matthew GORDON
1:10.544

11
14 Mike STEWART
1:12.107

13
17 Ian DALTREY
1:13.612

15
81 James BRAID
1:14.825

17
35 Ian BLACKLIN
1:19.884

1
2
3
4
5
6
7
8
9

Clerk of the Course :

Sig : Time :

Chief Timekeeper : Ian Sharp (SMART Timing)

Results available at www.smart-timing.co.uk and www.mylaps.com

Printed: 20/07/2015 18:03:31

Orbits



SMRC Summer Raceday**Sorted on best lap time**

Scottish Fiesta Championship

Knockhill 1.267 miles

Qualifying 7

19/07/2015 10:00

Practice (10:00 Time) started at 9:58:46

Pos	No.	Name	Make/Model	CC	Class Code	Laps	Best Tm	Diff	Best Speed	2nd Best
1	1	Wayne MacAULEY	Ford Fiesta ST	2000	ST	10	1:04.328		70.900	1:04.630
2	31	George ORR	Ford Fiesta ST	2000	ST	9	1:04.364	0.036	70.860	1:04.459
3	7	Kevin WHYTE	Ford Fiesta ST	2000	ST	9	1:04.509	0.181	70.701	1:05.401
4	51	Chris MILFORD	Ford Fiesta ST	2000	ST	9	1:04.824	0.496	70.357	1:05.132
5	14	John BALFOUR	Ford Fiesta XR2	2000	ST	8	1:06.076	1.748	69.024	1:07.139
6	50	Jim DEANS	Ford Fiesta XR2	1600	XR	9	1:06.666	2.338	68.413	1:06.741
7	24	Steven GRAY	Ford Fiesta XR2	1600	XR	9	1:07.026	2.698	68.046	1:07.436
8	19	Josh ORR	Ford Fiesta XR2	1600	XRN	9	1:07.127	2.799	67.943	1:07.305
9	25	Andrew CHRISTIE	Ford Fiesta ST	2000	ST	3	1:09.503	5.175	65.621	1:11.272
10	22	Gavin BUTTERWORTH	Ford Fiesta XR2	1600	XR	9	1:09.628	5.300	65.503	1:10.027
11	17	Gary WEBSTER	Ford Fiesta XR2	1600	XRN	8	1:09.975	5.647	65.178	1:10.381
12	18	Barry FARQUHARSON	Ford Fiesta XR2	1600	XRN	9	1:10.088	5.760	65.073	1:10.365
13	28	David TAYLOR	Ford Fiesta XR2	1600	XRN	7	1:10.787	6.459	64.430	1:13.379
14	81	Graeme CUTHBERT	Ford Fiesta XR2	1600	XRN	8	1:14.150	9.822	61.508	1:14.348

Clerk of the Course :

Orbits

Sig : Time :

Chief Timekeeper : Ian Sharp (SMART Timing)

www.mylaps.com

Results available at www.smart-timing.co.uk and www.mylaps.com

Licensed to: SMART Timing

Printed: 20/07/2015 18:18:11

SMRC Summer Raceday

Scottish Fiesta Championship

Knockhill 1.267 miles

Qualifying 7

19/07/2015 10:00

Practice (10:00 Time) started at 9:58:46

Lap	Time of Day	Lap Tm	S1	S2	S3	S3Spd	SFSpd	Lap	Time of Day	Lap Tm	S1	S2	S3	S3Spd	SFSpd
(1) Wayne MacAULEY								(19) Josh ORR							
1	9:59:55.429			27.065	20.155	86.146	79.795	1	10:00:22.379			28.149	21.354	78.765	71.773
2	10:01:02.167	1:06.738	21.925	25.092	19.721	87.837	79.700	2	10:01:33.618	1:11.239	22.980	27.474	20.785	80.272	72.470
3	10:02:08.446	1:06.279	21.402	25.359	19.518	88.649	79.606	3	10:02:43.167	1:09.549	22.762	26.240	20.547	81.048	73.745
4	10:03:13.902	1:05.456	21.201	24.888	19.367	88.767	79.985	4	10:03:51.793	1:08.626	22.411	25.682	20.533	82.039	73.907
5	10:04:19.060	1:05.158	21.021	24.632	19.505	88.884	79.136	5	10:05:01.164	1:09.371	23.294	25.624	20.453	81.938	73.826
6	10:05:24.354	1:05.294	21.152	24.543	19.599	89.239	80.176	6	10:06:09.181	1:08.017	22.341	25.315	20.361	82.240	74.316
7	10:06:29.412	1:05.058	20.911	24.600	19.547	89.239	79.795	7	10:07:16.486	1:07.305	22.003	25.163	20.139	82.951	74.316
8	10:07:34.518	1:05.106	20.899	24.912	19.295	89.002	79.230	8	10:08:23.907	1:07.421	21.942	25.237	20.242	82.240	73.989
9	10:08:39.148	1:04.630	20.822	24.443	19.365	89.239	80.081	9	10:09:31.034	1:07.127	21.807	25.102	20.218	82.240	74.399
10	10:09:43.476	1:04.328	20.603	24.279	19.446	88.767	79.323	(25) Andrew CHRISTIE							
(31) George ORR								(22) Gavin BUTTERWORTH							
1	10:00:02.686			29.120	20.675	81.938	78.857	1	10:00:08.164			29.706	22.789	79.136	72.392
2	10:01:10.872	1:08.186	22.051	26.279	19.856	87.494	79.230	2	10:01:19.484	1:11.320	23.416	26.769	21.135	83.664	73.664
3	10:02:17.591	1:06.719	21.662	25.402	19.655	88.299	79.795	3	10:02:31.103	1:11.619	23.116	27.327	21.176	83.054	74.564
4	10:03:23.372	1:05.781	21.106	25.098	19.577	88.416	80.272	4	10:03:44.499	1:13.396	23.205	29.092	21.099	82.645	74.730
5	10:04:29.808	1:06.436	21.134	25.685	19.617	87.380	79.890	5	10:04:55.588	1:11.089			21.317	83.054	74.564
6	10:05:35.189	1:05.381	21.101	24.903	19.377	88.884	79.606	6	10:06:06.176	1:10.588			20.767	83.675	74.564
7	10:06:39.553	1:04.364	20.777	24.349	19.238	89.239	79.795	7	10:07:16.203	1:10.027	22.278	27.193	20.556	83.675	74.234
8	10:07:44.167	1:04.614	20.817	24.460	19.337	88.884	79.700	8	10:08:27.565	1:11.362	24.189	26.152	21.021	84.412	71.927
9	10:08:48.626	1:04.459	20.687	24.469	19.303	88.884	79.700	9	10:09:37.193	1:09.628	22.713	25.881	21.034	84.732	73.826
(7) Kevin WHYTE								(17) Gary WEBSTER							
1	10:00:13.394			29.782	21.406	78.032	79.511	1	10:00:31.183			29.693	23.056	75.148	72.004
2	10:01:23.819	1:10.425	23.676	26.835	19.914	87.952	79.511	2	10:01:43.871	1:12.688	24.011	27.602	21.075	80.465	73.745
3	10:02:31.295	1:07.476	22.231	25.557	19.688	89.596	80.272	3	10:02:56.467	1:12.596	24.416	27.259	20.921	81.343	74.070
4	10:03:38.052	1:06.757	21.683	25.688	19.386	88.884	79.890	4	10:04:07.993	1:11.526	23.285	27.419	20.822	81.441	74.152
5	10:04:44.314	1:06.262	21.305	25.489	19.468	86.368	79.795	5	10:05:18.963	1:10.970	23.210	26.991	20.769	82.039	74.152
6	10:05:50.990	1:06.676	21.236	25.659	19.781	87.722	78.672	6	10:06:29.344	1:10.381	23.020	26.296	21.065	82.645	72.943
7	10:07:06.031	1:15.041	21.153	31.804	22.084	65.921	79.043	7	10:07:39.319	1:09.975	22.947	26.200	20.828	82.442	74.481
8	10:08:11.432	1:05.401	21.080	25.138	19.183	88.183	79.700	8	10:08:50.577	1:11.258	22.931	26.716	21.611	70.714	74.234
9	10:09:15.941	1:04.509	20.819	24.449	19.241	88.884	79.230	(18) Barry FARQUHARSON							
(51) Chris MILFORD								(28) David TAYLOR							
1	10:00:17.193			28.673	20.783	87.608	79.985	1	10:00:27.476			37.391	23.215	61.965	70.491
2	10:01:25.214	1:08.021	22.452	25.878	19.691	89.239	80.853	2	10:01:42.405	1:14.929	24.512	28.621	21.796	78.765	71.315
3	10:02:32.850	1:07.636	22.276	25.717	19.643	89.358	80.272	3	10:03:18.575	1:36.170	38.075	35.156	22.939	69.254	70.938
4	10:03:40.306	1:07.456	21.728	26.121	19.607	88.884	80.081	4	10:04:33.995	1:15.420	24.564	29.198	21.658	79.795	71.773
5	10:04:45.806	1:05.500	21.294	24.926	19.280	89.596	79.700	5	10:05:47.374	1:13.379	24.025	27.763	21.591	80.368	73.262
6	10:05:51.405	1:05.599	21.186	24.761	19.652	89.836	79.230	6	10:06:58.161	1:10.787	22.748	26.814	21.225	80.853	72.627
7	10:06:56.537	1:05.132	21.031	24.713	19.388	89.002	78.765	7	10:08:18.994	1:20.833	26.254	30.200	24.379	78.488	24.736
8	10:08:01.361	1:04.824	21.076	24.590	19.158	89.002	79.890	(81) Graeme CUTHBERT							
9	10:09:06.819	1:05.458	21.035	24.382	20.041	89.239	77.761	1	10:00:18.139			33.560	25.184	70.270	65.027
(14) John BALFOUR								(24) Steven GRAY							
1	10:01:24.748			28.386	20.113	85.162	79.511	1	10:00:02.288						
2	10:02:33.771	1:09.023	22.488	26.734	19.801	87.380	79.417	2	10:01:13.580	1:11.292	23.647	26.855	20.790	82.341	73.664
3	10:03:41.382	1:07.611	21.615	26.090	19.906	87.266	80.176	3	10:02:24.581	1:11.001	22.848	26.837	21.316	77.135	74.152
4	10:04:48.521	1:07.139	21.923	25.831	19.385	84.946	80.081	4	10:03:34.058	1:09.477	22.826	26.188	20.463	83.054	74.730
5	10:06:06.826	1:18.305	32.798	26.058	19.449	85.054	79.795	5	10:04:42.654	1:08.596	22.458	25.765	20.373	84.518	74.730
6	10:07:14.359	1:07.533	21.943	26.208	19.382	84.946	78.765	6	10:05:52.613	1:09.959	22.370	25.725	21.864	84.412	75.402
7	10:08:22.094	1:07.735	22.647	25.770	19.318	86.257	79.230	(50) Jim DEANS							
8	10:09:28.170	1:06.076	21.249	25.377	19.450	86.479	78.950	1	10:00:04.476			29.136	21.133	79.606	73.826
(14) John BALFOUR								(50) Jim DEANS							
1	10:01:14.966	1:10.490	23.520	26.373	20.597	83.157	74.481	2	10:01:14.966	1:10.490	23.520	26.373	20.597	83.157	74.481
3	10:02:23.540	1:08.574	22.519	25.607	20.448	82.645	74.481	3	10:02:23.540	1:08.574	22.519	25.607	20.448	82.645	74.481
4	10:03:31.654	1:08.114	22.350	25.423	20.341	83.157	74.813	4	10:03:31.654	1:08.114	22.350	25.423	20.341	83.157	74.813
5	10:04:39.244	1:07.590	22.099	25.427	20.064	82.747	74.981	5	10:04:39.244	1:07.590	22.099	25.427	20.064	82.747	74.981
6	10:05:46.859	1:07.615	21.961	25.176	20.478	84.306	74.399	6	10:05:46.859	1:07.615	21.961	25.176	20.478	84.306	74.399
7	10:06:53.525	1:06.666	21.651	24.969	20.046	84.625	74.152	7	10:06:53.525	1:06.666	21.651	24.969	20.046	84.625	74.152
8	10:08:00.266	1:06.741	21.650	25.067	20.024	84.306	75.572	8	10:08:00.266	1:06.741	21.650	25.067	20.024	84.306	75.572
9	10:09:07.353	1:07.087	21.473	24.827	20.787	85.162	74.564	9	10:09:07.353	1:07.087	21.473	24.827	20.787	85.162	74.564

Clerk of the Course :

Orbits

Sig : Time :

Chief Timekeeper : Ian Sharp (SMART Timing)

www.mylaps.com

Results available at www.smart-timing.co.uk and www.mylaps.com

Licensed to: SMART Timing

Printed: 20/07/2015 18:16:20

SMRC Summer Raceday

Scottish Fiesta Championship

Knockhill 1.267 miles

Race 7 - 1st Race

19/07/2015 12:55

Race (12 Laps) started at 12:42:52

POLE POSITION

2
31 George ORR
1:04.364

4
51 Chris MILFORD
1:04.824

6
50 Jim DEANS
1:06.666

8
19 Josh ORR
1:07.127

10
22 Gavin BUTTERWORTH
1:09.628

12
18 Barry FARQUHARSON
1:10.088

14
81 Graeme CUTHBERT
1:14.150

1
1 Wayne MacAULEY
1:04.328

3
7 Kevin WHYTE
1:04.509

5
14 John BALFOUR
1:06.076

7
24 Steven GRAY
1:07.026

9
25 Andrew CHRISTIE
1:09.503

11
17 Gary WEBSTER
1:09.975

13
28 David TAYLOR
1:10.787

1

2

3

4

5

6

7

Clerk of the Course :

Orbits

Sig : Time :

Chief Timekeeper : Ian Sharp (SMART Timing)

Results available at www.smart-timing.co.uk and www.mylaps.com

www.mylaps.com

Licensed to: SMART Timing

Printed: 20/07/2015 18:16:39

SMRC Summer Raceday

Sorted on Laps

Scottish Legends Championship

Knockhill 1.267 miles

Race 1 - Final - Re-Scheduled from 3rd May 2015

19/07/2015 10:40

Race (12 Laps) started at 10:34:16

Pos	No.	Name	Make/Model	CC	Class Code	Laps	Total Tm	Diff	Best Tm	In Lap	Best Speed
1	1	John PATERSON	Ford Coupe	1250	L	12	14:47.164		1:01.589	10	74.053
2	26	Scott HYNDS	Ford Coupe	1250	LT	12	14:48.623	1.459	1:01.820	8	73.776
3	4	David NEWALL	Ford Coupe	1250	LT	12	14:52.163	4.999	1:02.276	9	73.236
4	6	David HUNTER	Ford Coupe	1250	L	12	14:53.912	6.748	1:01.913	12	73.665
5	7	Alan FREELAND	Ford Coupe	1250	LT	12	14:58.795	11.631	1:02.464	12	73.015
6	2	Steven McGILL	Ford Coupe	1250	L	12	15:00.326	13.162	1:02.557	12	72.907
7	17	Billy WAIT	Ford Coupe	1250	L	12	15:01.225	14.061	1:03.181	12	72.187
8	38	Pino PALAZZO	Ford Coupe	1250	LT	12	15:02.036	14.872	1:03.283	9	72.071
9	83	Grant SMITH	Chevy Sedan	1250	L R	12	15:11.004	23.840	1:04.273	11	70.960
10	3	Ian McLEISH	Ford Coupe	1250	L R	12	15:13.149	25.985	1:03.920	12	71.352
11	58	Mark CUMMING	Ford Coupe	1250	L R	12	15:15.373	28.209	1:04.711	7	70.480

Not classified

DNF	68	Will NEAL	Ford Coupe	1250	L R	2	5:07.163	DNF	1:14.817	1	60.960
DNF	16	John BUSHBY	Chevy Sedan	1250	L	2	5:10.262	DNF	1:15.122	1	60.712

Announcements

Race distance increased to 12 Laps - 2 Laps completed behind the Safety Car.

Margin of Victory	Avg. Speed	Best Lap Tm	Best Speed	Best Lap by
1.459	61.691	1:01.589	74.053	1 - John PATERSON

Clerk of the Course :

Orbits

Sig : Time :

Chief Timekeeper : Ian Sharp (SMART Timing)

www.mylaps.com

Results available at www.smart-timing.co.uk and www.mylaps.com

Licensed to: SMART Timing

Printed: 20/07/2015 18:24:38

SMRC Summer Raceday

Scottish Legends Championship

Knockhill 1.267 miles

Race 1 - Final - Re-Scheduled from 3rd May 2015

19/07/2015 10:40

Race (12 Laps) started at 10:34:16

Lap	Time of Day	Lap Tm	S1	S2	S3	S3Spd	SFSpd	Lap	Time of Day	Lap Tm	S1	S2	S3	S3Spd	SFSpd
(1) John PATERSON								(17) Billy WAIT							
1	10:35:29.515	1:11.371	26.254	25.446	19.671	96.558	88.532	1	10:35:29.425	1:12.155	26.250	25.775	20.130	94.919	87.837
2	10:36:33.848	1:04.333	21.084	24.236	19.013	98.543	89.239	2	10:36:35.851	1:06.426	22.202	24.569	19.655	96.976	87.608
3	10:37:50.164	1:16.316	20.374	24.908	31.034	76.607	51.901	3	10:37:51.447	1:15.596	21.033	24.458	30.105	96.558	50.457
4	10:40:08.983	2:18.819	44.993	56.007	37.819	37.261	43.548	4	10:40:10.405	2:18.950	44.353	56.068	38.537	36.771	43.018
5	10:41:49.925	1:40.942	34.601	43.738	22.603	41.272	89.358	5	10:41:50.365	1:39.960	34.099	43.244	22.617	42.286	88.767
6	10:42:52.240	1:02.315	20.140	23.372	18.803	98.833	90.198	6	10:42:54.004	1:03.639	20.389	23.733	19.517	97.824	88.068
7	10:43:54.562	1:02.322	19.955	23.354	19.013	96.697	88.416	7	10:43:58.021	1:04.017	20.244	24.248	19.525	94.919	87.494
8	10:44:56.429	1:01.867	19.598	23.366	18.903	96.143	88.068	8	10:45:03.162	1:05.141	21.352	24.209	19.580	96.836	88.068
9	10:45:58.158	1:01.729	19.657	23.289	18.783	96.836	87.952	9	10:46:07.009	1:03.847	20.579	23.843	19.425	95.595	87.153
10	10:46:59.747	1:01.589	19.508	23.134	18.947	96.143	88.183	10	10:47:11.454	1:04.445	20.906	24.131	19.408	97.257	88.068
11	10:48:01.882	1:02.135	19.555	23.932	18.648	94.919	88.532	11	10:48:14.780	1:03.326	20.310	23.334	19.682	96.697	88.299
12	10:49:03.900	1:02.018	19.703	23.715	18.600	95.595	87.722	12	10:49:17.961	1:03.181	20.141	23.579	19.461	97.967	87.380
(26) Scott HYNDS								(38) Pino PALAZZO							
1	10:35:27.670	1:10.933	26.243	24.723	19.967	95.323	89.239	1	10:35:32.124	1:14.455	28.068	26.426	19.961	93.726	88.649
2	10:36:32.876	1:05.206	21.436	24.580	19.190	97.682	88.416	2	10:36:38.535	1:06.411	21.960	24.743	19.708	95.053	85.054
3	10:37:48.690	1:15.814	20.402	24.782	30.630	79.043	60.349	3	10:37:53.925	1:15.390	21.220	24.898	29.272	80.081	47.027
4	10:40:08.205	2:19.515	45.616	55.888	38.011	36.235	43.548	4	10:40:12.444	2:18.519	43.688	56.396	38.435	39.130	41.120
5	10:41:49.578	1:41.373	34.952	43.833	22.588	41.578	88.299	5	10:41:51.569	1:39.125	33.451	43.041	22.633	43.548	87.153
6	10:42:52.575	1:02.997	19.925	23.489	19.583	98.254	90.686	6	10:42:56.626	1:05.057	21.396	24.464	19.197	94.120	86.479
7	10:43:54.847	1:02.272	19.995	23.289	18.988	98.254	89.120	7	10:44:01.124	1:04.498	20.430	24.653	19.415	94.651	85.815
8	10:44:56.667	1:01.820	19.737	23.291	18.792	96.836	89.596	8	10:45:04.955	1:03.831	20.299	23.761	19.771	95.188	84.625
9	10:45:58.661	1:01.994	19.785	23.093	19.116	98.833	88.649	9	10:46:08.238	1:03.283	20.538	23.704	19.041	95.731	86.702
10	10:47:00.582	1:01.921	19.663	23.352	18.906	96.143	88.183	10	10:47:11.875	1:03.637	20.264	24.213	19.160	96.976	86.927
11	10:48:02.653	1:02.071	20.083	23.105	18.883	96.419	87.266	11	10:48:15.248	1:03.373	20.350	23.952	19.071	95.868	87.266
12	10:49:05.359	1:02.706	20.148	23.241	19.317	96.005	87.153	12	10:49:18.772	1:03.524	20.546	23.747	19.231	95.188	84.732
(4) David NEWALL								(83) Grant SMITH							
1	10:35:27.568	1:10.544	26.237	25.092	19.215	95.595	86.814	1	10:35:32.299	1:13.141	26.414	26.460	20.267	94.120	87.040
2	10:36:32.793	1:05.225	21.319	24.551	19.355	93.988	88.416	2	10:36:40.916	1:08.617	22.774	25.602	20.241	95.595	84.518
3	10:37:46.862	1:14.069	20.163	24.576	29.330	77.491	54.382	3	10:37:55.646	1:14.730	20.965	24.486	29.279	91.427	48.806
4	10:40:07.061	2:20.199	46.237	56.014	37.948	35.867	42.074	4	10:40:15.215	2:19.569	43.773	57.709	38.087	39.662	41.322
5	10:41:48.633	1:41.572	35.145	44.424	22.003	40.622	86.035	5	10:41:53.772	1:38.557	32.131	43.774	22.652	52.469	84.732
6	10:42:52.152	1:03.519	20.311	23.929	19.279	93.988	85.054	6	10:42:58.199	1:04.427	20.577	24.267	19.583	93.595	85.162
7	10:43:55.786	1:03.634	20.899	23.627	19.108	96.143	86.257	7	10:44:03.378	1:05.179	20.724	24.789	19.666	91.303	84.412
8	10:44:58.344	1:02.558	19.929	23.617	19.012	95.323	85.815	8	10:45:08.050	1:04.672	20.363	24.660	19.649	91.928	83.989
9	10:46:00.620	1:02.276	19.877	23.200	19.199	95.731	85.925	9	10:46:13.813	1:05.763	21.544	24.769	19.450	91.427	83.571
10	10:47:03.499	1:02.879	19.794	23.915	19.170	94.518	85.162	10	10:47:18.616	1:04.803	20.622	24.267	19.914	91.802	83.467
11	10:48:06.174	1:02.675	19.953	23.714	19.008	94.252	85.706	11	10:48:22.889	1:04.273	20.430	24.256	19.587	90.809	82.849
12	10:49:08.899	1:02.725	19.794	23.619	19.312	94.252	79.985	12	10:49:27.740	1:04.851	20.793	24.592	19.466	90.077	82.442
(6) David HUNTER								(3) Ian McLEISH							
1	10:35:30.756	1:12.576	27.022	26.153	19.401	96.836	88.532	1	10:35:44.741	1:25.516	27.524	37.780	20.212	83.989	85.487
2	10:36:40.102	1:09.346	20.622	23.603	25.121	101.371	88.767	2	10:36:51.680	1:06.939	21.517	25.443	19.979	95.053	85.925
3	10:37:54.356	1:14.254	19.931	25.325	28.998	83.260	50.006	3	10:38:03.154	1:11.474	21.806	27.287	22.381	85.162	81.938
4	10:40:13.086	2:18.730	43.707	56.721	38.302	40.281	41.630	4	10:40:16.690	2:13.536	37.344	57.621	38.571	37.448	46.570
5	10:41:52.165	1:39.079	33.192	43.149	22.738	46.765	88.767	5	10:41:55.367	1:38.677	32.655	42.979	23.043	48.071	86.702
6	10:42:55.582	1:03.417	20.643	23.456	19.318	98.111	88.183	6	10:43:01.224	1:05.857	21.368	24.882	19.607	95.188	86.257
7	10:43:58.477	1:02.895	19.753	23.691	19.451	97.682	88.649	7	10:44:05.764	1:04.540	20.694	24.647	19.199	96.005	87.380
8	10:45:01.634	1:03.157	20.511	23.412	19.234	96.836	87.837	8	10:45:10.170	1:04.406	20.914	24.183	19.309	95.731	86.814
9	10:46:03.773	1:02.139	19.675	23.288	19.176	96.976	87.380	9	10:46:15.025	1:04.855	20.790	24.647	19.418	95.595	87.952
10	10:47:05.816	1:02.043	19.656	23.252	19.135	96.836	87.722	10	10:47:20.119	1:05.094	20.665	24.975	19.454	92.818	86.257
11	10:48:08.735	1:02.919	19.790	24.094	19.035	95.053	87.722	11	10:48:25.965	1:05.846	20.551	25.480	19.815	95.868	86.702
12	10:49:10.648	1:01.913	19.655	23.283	18.975	97.399	82.543	12	10:49:29.885	1:03.920	20.574	24.304	19.042	94.120	85.925
(7) Alan FREELAND								(58) Mark CUMMING							
1	10:35:32.201	1:12.219	26.010	26.265	19.944	98.979	89.120	1	10:35:34.889	1:15.916	27.569	27.841	20.506	93.465	84.839
2	10:36:41.167	1:08.966	22.570	25.651	20.745	97.682	89.358	2	10:36:42.403	1:07.514	21.437	26.066	20.011	92.562	86.257
3	10:37:55.038	1:13.871	20.078	24.399	29.394	87.494	48.877	3	10:37:56.434	1:14.031	21.060	25.617	27.354	94.120	49.199
4	10:40:14.060	2:19.022	43.807	56.998	38.217	40.232	42.963	4	10:40:16.205	2:19.771	43.654	57.399	38.718	34.256	42.527
5	10:41:52.593	1:38.533	32.840	43.267	22.426	51.941	89.120	5	10:41:55.174	1:38.969	32.656	43.010	23.303	46.961	86.257
6	10:42:57.141	1:04.548	20.432	24.609	19.507	99.566	87.608	6	10:43:00.128	1:04.954	20.623	24.374	19.957	95.868	84.839
7	10:44:00.617	1:03.476	20.120	24.151	19.205	97.540	88.532								
8	10:45:03.631	1:03.014	20.138	23.774	19.102	100.011	89.836								
9	10:46:07.323	1:03.692	20.816	23.610	19.266	98.833	89.002								
10	10:47:10.363	1:03.040	20.430	23.665	18.945	96.836	88.068								

SMRC Summer Raceday

Scottish Legends Championship

Knockhill 1.267 miles

Race 1 - Final - Re-Scheduled from 3rd May 2015

19/07/2015 10:40

Race (12 Laps) started at 10:34:16

Lap	Time of Day	Lap Tm	S1	S2	S3	S3Spd	SFSpd	Lap	Time of Day	Lap Tm	S1	S2	S3	S3Spd	SFSpd
7	10:44:04.839	1:04.711	20.565	24.816	19.330	95.731	86.702								
8	10:45:09.552	1:04.713	20.458	24.811	19.444	95.323	86.479								
9	10:46:14.879	1:05.327	20.841	25.135	19.351	95.188	86.927								
10	10:47:20.668	1:05.789	20.608	25.664	19.517	94.385	87.722								
11	10:48:25.822	1:05.154	20.535	24.837	19.782	94.385	86.702								
12	10:49:32.109	1:06.287	20.383	25.650	20.254	91.677	70.343								

(68) Will NEAL

1	10:35:34.468	1:14.817	27.093	27.755	19.969	95.323	86.590
2	10:39:23.899	3:49.431	21.307	25.047	3:03.077	96.281	29.615

(16) John BUSHBY

1	10:35:32.020	1:15.122	27.843	26.294	20.985	91.928	86.814
2	10:39:26.998	3:54.978	22.570	25.406	3:07.002	93.988	29.986

Clerk of the Course :

Orbits

Sig : Time :

Chief Timekeeper : Ian Sharp (SMART Timing)

Results available at www.smart-timing.co.uk and www.mylaps.com

www.mylaps.com

Licensed to: SMART Timing

Printed: 20/07/2015 18:24:51

Page 2/2


Scottish Legends Championship

Knockhill 1.267 miles

Race 1 - Final - Re-Scheduled from 3rd May 2015

19/07/2015 10:40

Race (12 Laps) started at 10:34:16



Competitors	Laps													
	0	1	2	3	4	5	6	7	8	9	10	11	12	
Scott HYNDS (26)	1	26	4	4	4	4	4	4	1	1	1	1	1	1
John BUSHBY (16)	2	16	26	26	26	26	26	1	26	26	26	26	26	26
David NEWALL (4)	3	4	17	1	1	1	1	26	4	4	4	4	4	4
Billy WAIT (17)	4	17	1	17	17	17	17	17	17	6	6	6	6	6
Pino PALAZZO (38)	5	38	6	2	2	2	2	2	6	17	17	7	7	7
Steven McGILL (2)	6	2	2	38	38	38	38	6	2	2	7	17	2	2
John PATERSON (1)	7	1	16	6	6	6	6	38	7	7	2	2	17	17
David HUNTER (6)	8	6	38	83	7	7	7	7	38	38	38	38	38	38
Mark CUMMING (58)	9	58	7	7	83	83	83	83	83	83	83	83	83	83
Grant SMITH (83)	10	83	83	58	58	58	58	58	58	58	58	3	58	3
Ian McLEISH (3)	11	3	68	3	3	3	3	3	3	3	3	58	3	58
Will NEAL (68)	12	68	58	68										
Alan FREELAND (7)	13	7	3	16										

SMRC Summer Raceday

Sorted on Laps

Scottish BMW Compact Cup

Knockhill 1.267 miles

Race 2 - 1st Race (Groups A & B) - Provisional

19/07/2015 11:00

Race (12 Laps) started at 10:58:22

Pos	No.	Name	Make/Model	CC	Class Code	Laps	Total Tm	Diff	Best Tm	In Lap	Best Speed
1	2	Steven DAILLY	BMW Compact	1900	BMWCC	12	12:55.455		1:03.612	7	71.698
2	97	Greig SUTHERLAND	BMW Compact	1900	BMWCN	12	12:57.352	1.897	1:03.918	7	71.355
3	72	Cliff HARPER	BMW Compact	1900	BMWCC	12	12:59.661	4.206	1:04.103	10	71.149
4	23	David McNAUGHTON	BMW Compact	1900	BMWCC	12	13:05.366	9.911	1:04.181	9	71.062
5	92	Carol BROWN	BMW Compact	1900	BMWCC	12	13:06.867	11.412	1:04.189	12	71.053
6	87	Andrew WINCHESTER	BMW Compact	1900	BMWCC	12	13:08.096	12.641	1:04.285	12	70.947
7	81	Douglas SIMPSON	BMW Compact	1900	BMWCN	12	13:08.862	13.407	1:04.075	10	71.180
8	91	Neil MacINNES	BMW Compact	1900	BMWCN	12	13:13.009	17.554	1:04.681	6	70.513
9	6	Phil DRYBURGH	BMW Compact	1900	BMWCC	12	13:13.229	17.774	1:04.366	12	70.858
10	69	Stephen RUSSELL	BMW Compact	1900	BMWCC	12	13:15.272	19.817	1:05.023	6	70.142
11	7	Steven KING	BMW Compact	1900	BMWCN	12	13:16.020	20.565	1:04.784	11	70.401
12	14	Lee ELRICK	BMW Compact	1900	BMWCN	12	13:23.842	28.387	1:04.809	12	70.374
13	77	Ashleigh MORRIS	BMW Compact	1900	BMWCC	12	13:24.295	28.840	1:04.828	12	70.353
14	40	Steven GOLDIE	BMW Compact	1900	BMWCN	12	13:28.956	33.501	1:05.258	7	69.889
15	76	Jonathan ATKINSON	BMW Compact	1900	BMWCN	12	13:32.054	36.599	1:05.631	7	69.492
16	44	Ryan STIRLING	BMW Compact	1900	BMWCC	12	13:38.541	43.086	1:05.504	12	69.627
17	5	Colin GILLIESPIE	BMW Compact	1900	BMWCN	12	13:42.534	47.079	1:06.596	6	68.485
18	98	Mike CONNON	BMW Compact	1900	Guest	12	13:43.521	48.066	1:06.904	6	68.170
19	84	Robert MARSHALL	BMW Compact	1900	BMWCN	12	13:45.792	50.337	1:04.468	12	70.746
20	16	Ivor MAIRS	BMW Compact	1900	BMWCC	11	13:00.460	1 Lap	1:05.978	7	69.127
21	66	Ross JOHNSTONE	BMW Compact	1900	BMWCN	11	13:03.990	1 Lap	1:08.773	5	66.317
22	67	Wendy NEWTON	BMW Compact	1900	BMWCN	11	14:03.764	1 Lap	1:12.274	11	63.105
Not classified											
DNF	4	Jonathan SINCLAIR	BMW Compact	1900	BMWCC	9	9:57.929	DNF	1:04.292	8	70.939

Announcements

Results remain PROVISIONAL pending completion of any Judicial or Technical Procedures.

Margin of Victory	Avg. Speed	Best Lap Tm	Best Speed	Best Lap by
1.897	70.578	1:03.612	71.698	2 - Steven DAILLY

Clerk of the Course :

Orbits

Sig : Time :

Chief Timekeeper : Ian Sharp (SMART Timing)

www.mylaps.com

Results available at www.smart-timing.co.uk and www.mylaps.com

Licensed to: SMART Timing

Printed: 20/07/2015 18:07:20

SMRC Summer Raceday

Scottish BMW Compact Cup

Knockhill 1.267 miles

Race 2 - 1st Race (Groups A & B) - Provisional

19/07/2015 11:00

Race (12 Laps) started at 10:58:22

Lap	Time of Day	Lap Tm	S1	S2	S3	S3Spd	SFSpd
(2) Steven DAILLY							
1	10:59:30.422			24.330	19.744	88.299	77.941
2	11:00:34.677	1:04.255	20.595	23.972	19.688	88.416	78.397
3	11:01:38.686	1:04.009	20.624	23.836	19.549	88.884	78.397
4	11:02:42.643	1:03.957	20.519	23.883	19.555	89.358	78.580
5	11:03:46.630	1:03.987	20.472	23.962	19.553	88.532	78.488
6	11:04:51.225	1:04.595	20.431	24.745	19.419	89.120	78.397
7	11:05:54.837	1:03.612	20.325	23.794	19.493	89.120	78.488
8	11:06:58.482	1:03.645	20.312	23.896	19.437	89.358	78.488
9	11:08:02.136	1:03.654	20.340	23.813	19.501	89.358	78.672
10	11:09:06.055	1:03.919	20.341	24.038	19.540	89.120	78.580
11	11:10:13.295	1:07.240	22.106	25.703	19.431	89.002	78.672
12	11:11:17.731	1:04.436	20.377	24.461	19.598	87.837	77.671

Lap	Time of Day	Lap Tm	S1	S2	S3	S3Spd	SFSpd
(97) Greig SUTHERLAND							
1	10:59:31.722			24.652	19.813	88.068	77.491
2	11:00:36.330	1:04.608	20.839	23.969	19.800	88.416	77.761
3	11:01:40.701	1:04.371	20.519	24.020	19.832	88.532	77.761
4	11:02:45.616	1:04.915	20.925	24.197	19.793	88.183	77.581
5	11:03:49.807	1:04.191	20.379	24.180	19.632	87.837	78.032
6	11:04:53.854	1:04.047	20.382	24.062	19.603	89.002	77.941
7	11:05:57.772	1:03.918	20.309	24.115	19.494	88.532	77.941
8	11:07:02.227	1:04.455	20.497	24.288	19.670	88.183	77.491
9	11:08:06.510	1:04.283	20.391	24.255	19.637	87.837	77.581
10	11:09:10.711	1:04.201	20.429	24.119	19.653	89.002	77.581
11	11:10:15.530	1:04.819	20.953	24.140	19.726	89.716	77.851
12	11:11:19.628	1:04.098	20.581	23.888	19.629	89.002	77.224

Lap	Time of Day	Lap Tm	S1	S2	S3	S3Spd	SFSpd
(72) Cliff HARPER							
1	10:59:30.870			24.569	19.547	89.002	78.672
2	11:00:35.476	1:04.606	20.782	24.179	19.645	89.239	78.765
3	11:01:40.499	1:05.023	20.658	23.901	20.464	89.477	71.773
4	11:02:46.423	1:05.924	21.399	24.201	20.324	89.957	76.519
5	11:03:50.792	1:04.369	20.873	23.918	19.578	89.358	78.672
6	11:04:55.551	1:04.759	20.711	24.103	19.945	89.596	78.305
7	11:05:59.827	1:04.276	20.537	24.137	19.602	89.358	78.950
8	11:07:04.733	1:04.906	20.762	24.631	19.513	88.532	78.857
9	11:08:08.839	1:04.106	20.673	23.934	19.499	89.596	78.950
10	11:09:12.942	1:04.103	20.655	23.832	19.616	89.596	78.672
11	11:10:17.370	1:04.428	20.718	23.972	19.738	89.836	79.136
12	11:11:21.937	1:04.567	20.793	23.877	19.897	90.198	78.123

Lap	Time of Day	Lap Tm	S1	S2	S3	S3Spd	SFSpd
(23) David McNAUGHTON							
1	10:59:34.236			24.952	20.186	88.183	79.417
2	11:00:39.600	1:05.364	20.988	24.153	20.223	90.320	78.397
3	11:01:44.954	1:05.354	20.853	24.769	19.732	87.266	79.136
4	11:02:49.751	1:04.797	20.650	24.079	20.068	90.077	78.765
5	11:03:54.169	1:04.418	20.811	24.082	19.525	89.477	79.511
6	11:04:59.375	1:05.206	20.667	24.202	20.337	90.564	79.230
7	11:06:05.021	1:05.646	21.685	24.144	19.817	90.564	78.488
8	11:07:09.878	1:04.857	20.819	24.234	19.804	88.884	78.214
9	11:08:14.059	1:04.181	20.827	23.802	19.552	89.836	79.043
10	11:09:18.380	1:04.321	20.622	24.099	19.600	89.002	78.857
11	11:10:22.581	1:04.201	20.604	24.093	19.504	89.716	79.511
12	11:11:27.642	1:05.061	20.555	24.778	19.728	90.077	77.224

Lap	Time of Day	Lap Tm	S1	S2	S3	S3Spd	SFSpd
(92) Carol BROWN							
1	10:59:33.911			24.872	20.139	86.368	76.432
2	11:00:39.199	1:05.288	20.947	24.191	20.150	88.649	77.851
3	11:01:43.966	1:04.767	20.655	24.129	19.983	87.837	78.214
4	11:02:49.955	1:05.989	20.854	24.866	20.269	85.925	78.214
5	11:03:55.040	1:05.085	20.773	24.496	19.816	88.299	78.123
6	11:04:59.643	1:04.603	20.670	24.131	19.802	89.477	78.488
7	11:06:05.522	1:05.879	21.912	24.257	19.710	89.477	78.032
8	11:07:10.515	1:04.993	21.395	24.088	19.510	89.477	78.488
9	11:08:16.124	1:05.609	21.780	24.230	19.599	89.239	78.123
10	11:09:20.755	1:04.631	20.911	24.117	19.603	89.002	78.032
11	11:10:24.954	1:04.199	20.730	23.911	19.558	89.596	78.397
12	11:11:29.143	1:04.189	20.571	23.894	19.724	89.477	77.047

Lap	Time of Day	Lap Tm	S1	S2	S3	S3Spd	SFSpd
(87) Andrew WINCHESTER							
1	10:59:32.419			24.578	19.991	88.649	77.851
2	11:00:37.464	1:05.045	21.144	24.255	19.646	88.532	77.941

Lap	Time of Day	Lap Tm	S1	S2	S3	S3Spd	SFSpd
3	11:01:42.327	1:04.863	20.873	24.250	19.740	88.416	77.851
4	11:02:47.725	1:05.398	21.225	24.383	19.790	88.884	78.032
5	11:03:53.596	1:05.871	21.529	24.642	19.700	89.120	78.305
6	11:04:59.101	1:05.505	21.057	24.213	20.235	89.957	78.397
7	11:06:05.039	1:05.938	21.563	24.169	20.206	89.477	77.135
8	11:07:09.984	1:04.945	21.376	24.014	19.555	89.358	78.672
9	11:08:16.894	1:06.910	22.689	24.514	19.707	89.358	78.672
10	11:09:21.594	1:04.700	20.799	24.281	19.620	88.649	78.488
11	11:10:26.087	1:04.493	20.757	23.980	19.756	89.716	78.765
12	11:11:30.372	1:04.285	20.693	24.086	19.506	89.120	78.488

Lap	Time of Day	Lap Tm	S1	S2	S3	S3Spd	SFSpd
(81) Douglas SIMPSON							
1	10:59:35.245			24.931	20.562	87.494	76.694
2	11:00:40.650	1:05.405	21.016	24.235	20.154	88.416	78.123
3	11:01:45.513	1:04.863	20.772	24.092	19.999	88.767	78.672
4	11:02:50.487	1:04.974	20.658	24.131	20.185	89.358	77.581
5	11:03:55.612	1:05.125	20.853	24.218	20.054	89.477	78.397
6	11:05:00.106	1:04.494	20.535	24.090	19.869	89.957	79.136
7	11:06:06.142	1:06.036	21.751	24.301	19.984	89.477	78.950
8	11:07:11.393	1:05.251	21.116	24.243	19.892	88.884	78.580
9	11:08:18.617	1:07.224	21.316	25.967	19.941	88.299	78.857
10	11:09:22.692	1:04.075	20.389	23.948	19.738	89.239	79.136
11	11:10:27.058	1:04.366	20.444	24.031	19.891	89.477	79.043
12	11:11:31.138	1:04.080	20.454	23.898	19.728	89.596	79.230

Lap	Time of Day	Lap Tm	S1	S2	S3	S3Spd	SFSpd
(91) Neil MacINNES							
1	10:59:36.540			25.243	20.718	87.722	76.870
2	11:00:42.418	1:05.878	20.971	24.349	20.558	88.532	76.000
3	11:01:48.177	1:05.759	20.801	24.749	20.209	87.608	77.761
4	11:02:53.129	1:04.952	20.548	24.295	20.109	88.767	77.671
5	11:03:58.141	1:05.012	20.639	24.262	20.111	88.649	77.581
6	11:05:02.822	1:04.681	20.608	24.180	19.893	88.532	77.761
7	11:06:07.605	1:04.783	20.540	24.259	19.984	88.884	77.491
8	11:07:12.995	1:05.390	20.553	24.758	20.079	87.153	77.671
9	11:08:19.912	1:06.917	20.665	26.144	20.108	85.487	77.402
10	11:09:25.401	1:05.489	20.664	24.897	19.928	87.040	77.491
11	11:10:30.350	1:04.949	20.616	24.228	20.105	87.952	77.402
12	11:11:35.285	1:04.935	20.457	24.174	20.304	88.532	76.782

Lap	Time of Day	Lap Tm	S1	S2	S3	S3Spd	SFSpd
(6) Phil DRYBURGH							
1	10:59						

SMRC Summer Raceday

Scottish BMW Compact Cup

Knockhill 1.267 miles

Race 2 - 1st Race (Groups A & B) - Provisional

19/07/2015 11:00

Race (12 Laps) started at 10:58:22

Lap	Time of Day	Lap Tm	S1	S2	S3	S3Spd	SFSpd	Lap	Time of Day	Lap Tm	S1	S2	S3	S3Spd	SFSpd
7	11:06:11.996	1:05.742	21.084	24.820	19.838	87.380	77.851	11	11:10:55.313	1:06.161	21.453	24.733	19.975	88.884	78.123
8	11:07:17.530	1:05.534	21.167	24.553	19.814	87.837	78.032	12	11:12:00.817	1:05.504	21.098	24.499	19.907	88.884	77.581
9	11:08:23.041	1:05.511	21.074	24.606	19.831	88.299	78.032	(5) Colin GILLIESPIE							
10	11:09:28.558	1:05.517	21.276	24.396	19.845	88.767	78.214	1	10:59:43.679		28.484	27.616	21.627	83.157	75.828
11	11:10:33.342	1:04.784	20.888	24.395	19.501	89.002	78.123	2	11:00:52.241	1:08.562	22.086	25.251	21.225	85.925	76.259
12	11:11:38.296	1:04.954	20.920	24.354	19.680	88.649	78.032	3	11:02:00.047	1:07.806	21.970	25.593	20.243	87.952	77.047
(14) Lee ELRICK															
1	10:59:42.203			27.755	20.501	84.095	77.402	4	11:03:07.480	1:07.433	21.950	25.128	20.355	87.608	77.047
2	11:00:49.913	1:07.710	21.766	25.382	20.562	85.925	76.432	5	11:04:14.476	1:06.996	21.687	25.203	20.106	88.183	77.402
3	11:01:55.768	1:05.855	21.425	24.380	20.050	88.884	77.313	6	11:05:21.072	1:06.596	21.468	24.700	20.428	88.416	76.694
4	11:03:00.900	1:05.132	20.972	24.150	20.010	89.002	77.224	7	11:06:27.899	1:06.827	21.556	25.057	20.214	87.837	77.224
5	11:04:06.259	1:05.359	21.091	24.063	20.205	89.596	76.870	8	11:07:35.671	1:07.772	21.235	25.021	21.516	87.722	75.914
6	11:05:12.099	1:05.840	20.995	24.811	20.034	87.153	77.761	9	11:08:42.427	1:06.756	21.714	25.024	20.018	88.416	77.224
7	11:06:17.197	1:05.098	20.918	24.389	19.791	88.884	78.397	10	11:09:49.850	1:07.423	21.622	25.591	20.210	85.706	77.313
8	11:07:22.246	1:05.049	20.860	24.214	19.975	89.477	78.305	11	11:10:56.869	1:07.019	21.958	24.802	20.259	88.649	77.402
9	11:08:27.591	1:05.345	21.105	24.422	19.818	89.358	78.214	12	11:12:04.810	1:07.941	22.390	25.544	20.007	85.925	76.432
10	11:09:34.569	1:06.978	22.167	24.781	20.030	89.477	76.958	(98) Mike CONNOR							
11	11:10:41.309	1:06.740	21.099	25.073	20.568	85.815	77.135	1	10:59:40.610		29.403	26.213	20.840	87.494	77.224
12	11:11:46.118	1:04.809	20.787	23.906	20.116	89.596	78.765	2	11:00:48.453	1:07.843	22.150	25.248	20.445	88.068	78.672
(77) Ashleigh MORRIS															
1	10:59:39.628			26.199	20.476	87.494	76.782	3	11:01:56.110	1:07.657	22.123	24.998	20.536	86.590	78.123
2	11:00:46.896	1:07.268	21.648	25.206	20.414	88.068	77.047	4	11:03:03.543	1:07.433	21.381	24.889	21.163	87.153	77.224
3	11:01:53.294	1:06.398	21.486	24.818	20.094	88.767	77.224	5	11:04:11.173	1:07.630	22.247	25.122	20.261	87.494	78.488
4	11:02:59.325	1:06.031	21.291	24.718	20.022	88.767	77.671	6	11:05:18.077	1:06.904	21.463	25.210	20.231	88.767	78.580
5	11:04:04.759	1:05.434	21.171	24.511	19.752	89.239	77.402	7	11:06:25.305	1:07.228	21.669	25.278	20.281	88.068	78.032
6	11:05:10.265	1:05.506	21.260	24.413	19.833	89.002	77.402	8	11:07:32.556	1:07.251	21.708	25.178	20.365	87.722	77.941
7	11:06:16.211	1:05.946	21.112	24.688	20.146	89.002	77.313	9	11:08:41.633	1:09.077	23.186	25.410	20.481	87.608	76.870
8	11:07:21.898	1:05.687	21.250	24.397	20.040	89.120	78.123	10	11:09:49.083	1:07.450	21.733	25.252	20.465	86.927	76.782
9	11:08:27.418	1:05.520	21.166	24.459	19.895	89.596	78.214	11	11:10:56.391	1:07.308	22.323	24.857	20.128	88.532	78.397
10	11:09:34.301	1:06.883	22.052	24.804	20.027	88.767	77.761	12	11:12:05.797	1:09.406	22.536	26.454	20.416	85.270	76.345
11	11:10:41.743	1:07.442	21.203	25.390	20.849	85.925	77.224	(84) Robert MARSHALL							
12	11:11:46.571	1:04.828	20.908	24.023	19.897	89.836	78.488	1	10:59:38.233			25.417	20.613	87.153	76.345
(40) Steven GOLDIE															
1	10:59:40.172			26.171	20.733	88.299	77.761	2	11:00:45.442	1:07.209	21.580	25.275	20.354	85.596	77.224
2	11:00:48.017	1:07.845	22.081	25.153	20.611	88.884	77.941	3	11:01:51.407	1:05.965	21.280	24.601	20.084	88.299	77.313
3	11:01:54.315	1:06.298	21.497	24.800	20.001	89.239	78.305	4	11:02:57.339	1:05.932	21.410	24.421	20.101	88.532	77.761
4	11:03:00.036	1:05.721	21.351	24.485	19.885	89.477	78.580	5	11:04:02.466	1:05.127	20.946	24.088	20.093	88.884	77.313
5	11:04:05.750	1:05.714	21.270	24.463	19.981	89.836	77.851	6	11:05:07.578	1:05.112	20.910	24.179	20.023	89.239	77.491
6	11:05:13.673	1:07.923	21.247	26.554	20.122	83.780	78.305	7	11:06:13.378	1:05.800	20.909	24.918	19.973	87.040	77.135
7	11:06:18.931	1:05.258	21.056	24.340	19.862	89.477	78.397	8	11:07:18.378	1:05.000	20.722	24.455	19.823	87.837	77.581
8	11:07:25.655	1:06.724	21.848	24.974	19.902	88.649	78.488	9	11:08:23.259	1:04.881	20.881	24.088	19.912	89.836	78.305
9	11:08:31.307	1:05.652	21.034	24.612	20.006	87.837	78.305	10	11:09:58.047	1:34.788	21.438	24.197	49.153	89.477	71.850
10	11:09:37.725	1:06.418	21.715	24.740	19.963	89.120	78.580	11	11:11:03.600	1:05.553	21.586	24.091	19.876	88.649	77.047
11	11:10:44.832	1:07.107	21.750	25.055	20.302	88.649	78.488	12	11:12:08.068	1:04.468	20.753	24.035	19.680	88.767	77.491
12	11:11:51.232	1:06.400	21.396	24.850	20.154	88.299	78.397	(16) Ivor MAIRS							
(76) Jonathan ATKINSON															
1	10:59:39.901			26.368	21.370	85.815	76.345	1	10:59:43.324		30.279	27.519	21.217	83.157	75.742
2	11:00:48.058	1:08.157	22.000	25.299	20.858	86.590	76.172	2	11:00:52.378	1:09.054	22.945	25.198	20.911	87.266	75.487
3	11:01:56.317	1:08.259	22.013	25.315	20.931	86.146	76.172	3	11:02:01.039	1:08.661	22.555	25.339	20.767	87.494	76.432
4	11:03:03.298	1:06.981	21.820	24.724	20.437	87.153	75.657	4	11:03:09.069	1:08.030	21.887	25.375	20.768	87.380	75.657
5	11:04:09.572	1:06.274	21.463	24.652	20.159	86.702	76.958	5	11:04:16.934	1:07.865	22.148	25.606	20.111	86.927	76.958
6	11:05:15.252	1:05.680	21.111	24.563	20.006	86.927	76.694	6	11:05:22.994	1:06.060	21.051	24.582	20.427	87.608	75.828
7	11:06:20.883	1:05.631	21.095	24.575	19.961	87.040	77.224	7	11:06:28.972	1:05.978	20.986	24.704	20.288	87.266	76.432
8	11:07:29.367	1:08.484	21.180	26.296	21.008	85.487	76.607	8	11:07:41.841	1:12.869	20.910	24.843	27.116	88.068	76.432
9	11:08:35.709	1:06.342	21.325	24.647	20.370	87.153	76.432	9	11:08:03.662	1:21.821	28.019	27.265	26.537	78.672	64.713
10	11:09:42.321	1:06.612	21.375	24.793	20.444	86.479	77.224	10	11:10:15.495	1:11.833	25.041	26.326	20.466	87.266	75.148
11	11:10:48.406	1:06.085	21.112	24.753	20.220	86.702	77.135	11	11:11:22.736	1:07.241	21.303	24.785	21.153	88.299	76.345
12	11:11:54.330	1:05.924	21.039	24.842	20.043	86.257	76.694	(66) Ross JOHNSTONE							
(44) Ryan STIRLING															
1	10:59:41.914			27.428	20.833	84.518	76.172	1	10:59:45.582				21.741		76.086
2	11:00:50.425	1:08.511	21.752	26.116	20.643	85.379	76.694	2	11:00:56.348	1:10.766	22.945	25.198	20.911	87.266	77.047
3	11:01:57.295	1:06.870	21.567	24.872	20.431	88.532	77.581	3	11:02:06.805	1:10.457	22.739	25.339	20.767	87.494	76.432
4	11:03:03.627	1:06.332	21.350	24.752	20.230	88.767	78.032	4	11:03:16.847	1:10.042	22.782	25.375	20.768	87.380	75.657
5	11:04:09.818	1:06.191	21.652	24.678	19.861	89.358	78.123	5	11:04:25.620	1:08.773	22.620	25.606	20.111	86.927	76.958
6	11:05:15.803	1:05.985	21.256	24.933	19.796	88.767	78.032	6	11:05:34.780	1:09.160	22.148	25.606	20.111	86.927	76.958
7	11:06:21														

SMRC Summer Raceday

Scottish BMW Compact Cup

Knockhill 1.267 miles

Race 2 - 1st Race (Groups A & B) - Provisional

19/07/2015 11:00

Race (12 Laps) started at 10:58:22

Lap	Time of Day	Lap Tm	S1	S2	S3	S3Spd	SFSpd	Lap	Time of Day	Lap Tm	S1	S2	S3	S3Spd	SFSpd
3	11:02:25.206	1:16.263	24.852	28.888	22.523	79.043	71.467								
4	11:03:40.928	1:15.722	24.646	28.871	22.205	79.795	72.081								
5	11:04:56.929	1:16.001	24.540	28.652	22.809	80.950	72.159								
6	11:06:17.193	1:20.264	25.392	31.769	23.103	79.511	73.342								
7	11:07:31.610	1:14.417	24.215	28.714	21.488	78.765	72.943								
8	11:08:45.867	1:14.257	24.672	27.596	21.989	81.048	72.549								
9	11:10:00.415	1:14.548	24.533	27.965	22.050	81.343	72.785								
10	11:11:13.766	1:13.351	24.197	27.930	21.224	80.465	72.864								
11	11:12:26.040	1:12.274	23.319	27.272	21.683	80.853	72.314								

(4) Jonathan SINCLAIR

1	10:59:37.154			25.445	20.785	86.702	76.607
2	11:00:42.757	1:05.603	21.048	24.231	20.324	88.068	76.958
3	11:01:48.800	1:06.043	21.388	24.356	20.299	88.068	77.402
4	11:02:53.687	1:04.887	20.743	24.008	20.136	88.532	77.224
5	11:03:59.033	1:05.346	20.567	24.696	20.083	86.146	77.491
6	11:05:03.450	1:04.417	20.513	24.055	19.849	88.649	77.581
7	11:06:09.409	1:05.959	20.585	25.480	19.894	88.299	77.671
8	11:07:13.701	1:04.292	20.464	24.023	19.805	88.299	77.671
9	11:08:20.205	1:06.504	20.622	25.448	20.434	84.625	78.123

Clerk of the Course :

Orbits

Sig : Time :
 Chief Timekeeper : Ian Sharp (SMART Timing)
 Results available at www.smart-timing.co.uk and www.mylaps.com

Printed: 20/07/2015 17:50:09




Scottish BMW Compact Cup

Knockhill 1.267 miles

Race 2 - 1st Race (Groups A & B) - Provisional

19/07/2015 11:00

Race (12 Laps) started at 10:58:22



Competitors	Laps											
	1	2	3	4	5	6	7	8	9	10	11	12
Steven DAILLY (2)	1	2	2	2	2	2	2	2	2	2	2	2
Cliff HARPER (72)	2	72	72	72	97	97	97	97	97	97	97	97
Greig SUTHERLAND (97)	3	97	97	97	72	72	72	72	72	72	72	72
Andrew WINCHESTER (87)	4	87	87	87	87	87	87	23	23	23	23	23
Phil DRYBURGH (6)	5	6	6	6	23	23	23	87	87	92	92	92
Carol BROWN (92)	6	92	92	92	92	92	92	92	87	87	87	87
David McNAUGHTON (23)	7	23	23	23	6	81	81	81	81	81	81	81
Douglas SIMPSON (81)	8	81	81	81	81	6	6	6	6	91	91	91
Stephen RUSSELL (69)	9	69	91	91	91	91	91	91	4	6	6	6
Neil MacINNES (91)	10	91	69	4	4	4	4	4	4	6	69	69
Jonathan SINCLAIR (4)	11	4	4	69	69	69	69	69	69	7	7	7
Steven KING (7)	12	7	7	7	7	7	7	7	7	7	77	14
Robert MARSHALL (84)	13	84	84	84	84	84	84	84	84	14	77	77
Ashleigh MORRIS (77)	14	77	77	77	77	77	77	77	77	40	40	40
Jonathan ATKINSON (76)	15	76	40	40	40	40	14	14	14	14	76	76
Steven GOLDIE (40)	16	40	76	14	14	14	40	40	40	98	44	44
Mike CONNON (98)	17	98	98	98	76	76	76	76	44	76	44	98
Ryan STIRLING (44)	18	44	14	76	98	44	44	44	76	44	5	5
Lee ELRICK (14)	19	14	44	44	44	98	98	98	98	98	84	84
Ivor MAIRS (16)	20	16	5	5	5	5	5	5	5	5	16	16
Colin GILLIESPIE (5)	21	5	16	16	16	16	16	16	16	66	66	66
Ross JOHNSTONE (66)	22	66	66	66	66	66	66	66	66	16	67	67
Wendy NEWTON (67)	23	67	67	67	67	67	67	67	67	67	67	67

Clerk of the Course :

Orbits

Sig : Time :
 Chief Timekeeper : Ian Sharp (SMART Timing)

Results available at www.smart-timing.co.uk and www.mylaps.com

Printed: 20/07/2015 17:51:23



SMRC Summer Raceday

Sorted on Laps

Scottish Formula Ford 1600 Championship

Knockhill 1.267 miles

Race 3 - 1st Race

19/07/2015 11:25

Race (12 Laps) started at 11:20:59

Pos	No.	Name	Make/Model	CC	Class Code	Laps	Total Tm	Diff	Best Tm	In Lap	Best Speed
1	25	Neil MacLENNAN	Ray GR09	1600	FF16A-N	12	11:13.280		55.275	7	82.512
2	78	Adam MacKAY	Ray GR14	1600	FF16A	12	11:13.484	0.204	54.915	10	83.053
3	92	Matthew CHISHOLM	Van Diemen RF92	1600	FF16B	12	11:28.081	14.801	56.444	9	80.803
4	6	Sebastian MELROSE	Ray GR14	1600	FF16A-N	12	11:31.362	18.082	56.733	10	80.391
5	3	Neil BROOME	Swift SC93C	1600	FF16B	12	11:36.802	23.522	57.076	9	79.908
6	33	Jordan GRONKOWSKI	Van Diemen RF90	1600	FF16A	12	11:39.653	26.373	55.864	12	81.642
7	70	David THORBURN	Ray GR15	1600	FF16A	12	11:44.737	31.457	57.722	7	79.014
8	16	Ivor MAIRS	Mondiale	1600	FF16B	12	11:53.897	40.617	57.695	9	79.051
9	79	Phil HOOKER	Ray GR14	1600	FF16A-N	12	11:58.389	45.109	57.791	12	78.920
10	99	Stephen BARLOW	Ray 98	1600	FF16A-N	12	11:59.641	46.361	58.349	11	78.165
11	41	Colin TURNER	Van Diemen RF93	1600	FF16B	12	11:59.741	46.461	57.926	9	78.736
12	77	Fraser GRAY	Ray GR14	1600	FF16A-N	12	12:00.108	46.828	57.897	12	78.775
13	50	Jamie THORBURN	Ray GR15	1600	FF16A-N	10	11:48.928	2 Laps	57.186	9	79.754

Margin of Victory	Avg. Speed	Best Lap Tm	Best Speed	Best Lap by
0.204	81.289	54.915	83.053	78 - Adam MacKAY

Clerk of the Course :

Orbits

Sig : Time :

Chief Timekeeper : Ian Sharp (SMART Timing)

www.mylaps.com

Results available at www.smart-timing.co.uk and www.mylaps.com

Licensed to: SMART Timing

Printed: 20/07/2015 18:22:16

SMRC Summer Raceday

Scottish Formula Ford 1600 Championship

Knockhill 1.267 miles

Race 3 - 1st Race

19/07/2015 11:25

Race (12 Laps) started at 11:20:59

Lap	Time of Day	Lap Tm	S1	S2	S3	S3Spd	SFSpd
(25) Neil MacLENNAN							
1	11:21:59.882			21.562	17.034	103.402	91.552
2	11:22:56.316	56.434	18.222	21.347	16.865	101.987	92.054
3	11:23:52.230	55.914	18.117	21.068	16.729	102.926	92.435
4	11:24:48.095	55.865	18.053	21.115	16.697	102.611	92.818
5	11:25:43.751	55.656	17.997	21.021	16.638	102.926	92.947
6	11:26:39.177	55.426	17.899	21.004	16.523	103.242	92.947
7	11:27:34.452	55.275	17.776	20.939	16.560	103.402	92.947
8	11:28:29.793	55.341	17.919	20.856	16.566	103.402	93.205
9	11:29:25.149	55.356	17.799	20.947	16.610	103.402	92.690
10	11:30:20.531	55.382	17.859	20.918	16.605	103.402	92.947
11	11:31:16.048	55.517	18.055	20.828	16.634	103.402	93.205
12	11:32:12.685	56.637	17.972	21.073	17.592	102.768	93.076

Lap	Time of Day	Lap Tm	S1	S2	S3	S3Spd	SFSpd
(78) Adam MacKAY							
1	11:22:02.167			21.702	19.678	101.678	91.427
2	11:22:58.522	56.355	18.363	21.298	16.694	104.204	91.677
3	11:23:54.397	55.875	18.006	21.198	16.671	102.768	92.181
4	11:24:50.092	55.695	18.012	21.076	16.607	103.242	92.308
5	11:25:45.380	55.288	17.797	20.924	16.567	103.721	92.690
6	11:26:40.491	55.111	17.696	20.880	16.535	104.043	92.947
7	11:27:35.587	55.096	17.694	20.862	16.540	104.366	93.335
8	11:28:30.827	55.240	17.772	20.964	16.504	104.204	93.335
9	11:29:25.924	55.097	17.708	20.871	16.518	104.692	93.465
10	11:30:20.839	54.915	17.692	20.759	16.464	105.515	93.465
11	11:31:16.320	55.481	18.155	20.851	16.475	105.020	93.595
12	11:32:12.889	56.569	17.922	20.917	17.730	103.721	93.335

Lap	Time of Day	Lap Tm	S1	S2	S3	S3Spd	SFSpd
(92) Matthew CHISHOLM							
1	11:22:01.325			21.781	17.323	101.218	88.532
2	11:22:59.183	57.858	18.631	21.787	17.440	100.460	89.358
3	11:23:56.320	57.137	18.417	21.569	17.151	100.762	89.596
4	11:24:53.130	56.810	18.291	21.558	16.961	101.524	90.320
5	11:25:49.993	56.863	18.188	21.503	17.172	101.678	89.358
6	11:26:46.672	56.679	18.280	21.294	17.105	102.926	89.477
7	11:27:43.296	56.624	18.293	21.352	16.979	101.832	89.957
8	11:28:40.017	56.721	18.289	21.388	17.044	101.832	89.957
9	11:29:36.461	56.444	18.210	21.335	16.899	102.142	90.320
10	11:30:33.092	56.631	18.177	21.195	17.259	101.987	88.649
11	11:31:30.173	57.081	18.277	21.467	17.337	100.460	89.239
12	11:32:27.486	57.313	18.654	21.484	17.175	101.678	89.836

Lap	Time of Day	Lap Tm	S1	S2	S3	S3Spd	SFSpd
(6) Sebastian MELROSE							
1	11:22:02.477			22.036	17.271	102.926	90.932
2	11:23:00.031	57.554	18.766	21.710	17.078	103.084	92.054
3	11:23:57.623	57.592	18.726	21.617	17.249	103.402	91.677
4	11:24:54.877	57.254	18.657	21.537	17.060	103.561	92.054
5	11:25:51.704	56.827	18.351	21.393	17.083	103.721	92.435
6	11:26:49.527	57.823	18.433	22.264	17.126	103.402	92.181
7	11:27:46.702	57.175	18.536	21.700	16.939	102.926	92.054
8	11:28:43.553	56.851	18.366	21.538	16.947	103.402	92.435
9	11:29:40.435	56.882	18.597	21.388	16.897	103.721	92.308
10	11:30:37.168	56.733	18.510	21.464	16.759	103.561	92.054
11	11:31:34.025	56.857	18.430	21.511	16.916	103.402	92.308
12	11:32:30.767	56.742	18.445	21.494	16.803	103.402	91.179

Lap	Time of Day	Lap Tm	S1	S2	S3	S3Spd	SFSpd
(3) Neil BROOME							
1	11:22:03.637			22.316	17.835	101.832	89.836
2	11:23:01.927	58.290	18.922	21.693	17.675	101.832	90.442
3	11:23:59.738	57.811	18.639	21.676	17.496	102.454	89.239
4	11:24:57.185	57.447	18.599	21.675	17.173	102.298	90.442
5	11:25:54.815	57.630	18.658	21.703	17.269	102.298	90.077
6	11:26:52.015	57.200	18.431	21.784	16.985	101.678	90.932
7	11:27:49.388	57.373	18.473	21.729	17.171	102.298	91.303
8	11:28:46.803	57.415	18.612	21.678	17.125	101.987	90.564
9	11:29:43.879	57.076	18.518	21.582	16.976	102.298	90.932
10	11:30:41.226	57.347	18.464	21.458	17.425	102.926	89.596
11	11:31:38.462	57.236	18.568	21.596	17.072	102.454	90.442
12	11:32:36.207	57.745	18.541	22.036	17.168	101.678	90.442

Lap	Time of Day	Lap Tm	S1	S2	S3	S3Spd	SFSpd
(33) Jordan GRONKOWSKI							
1	11:22:14.806			21.655	32.149	100.914	86.035
2	11:23:12.294	57.488	18.456	21.368	17.664	101.524	87.837

Lap	Time of Day	Lap Tm	S1	S2	S3	S3Spd	SFSpd
3	11:24:10.850	58.556	18.734	22.477	17.345	98.979	90.320
4	11:25:09.180	58.330	18.779	22.151	17.400	100.310	89.836
5	11:26:06.053	56.873	18.422	21.438	17.013	98.688	90.320
6	11:27:02.226	56.173	18.003	21.152	17.018	103.402	89.358
7	11:27:58.457	56.231	18.099	21.225	16.907	101.218	89.596
8	11:28:54.531	56.074	17.939	21.213	16.922	102.142	89.477
9	11:29:50.463	55.932	17.987	21.082	16.863	102.768	90.320
10	11:30:47.135	56.672	18.101	21.753	16.818	102.298	90.077
11	11:31:43.194	56.059	18.047	21.090	16.922	102.298	90.686
12	11:32:39.058	55.864	17.891	21.179	16.794	102.298	90.686

Lap	Time of Day	Lap Tm	S1	S2	S3	S3Spd	SFSpd
(70) David THORBURN							
1	11:22:05.738			22.615	17.926	101.218	89.120
2	11:23:04.056	58.318	19.042	21.693	17.583	102.768	89.358
3	11:24:02.246	58.190	18.917	21.877	17.396	101.371	89.477
4	11:25:00.276	58.030	18.878	21.807	17.345	102.298	90.198
5	11:25:58.264	57.988	18.635	22.010	17.343	100.914	90.442
6	11:26:56.124	57.860	18.727	21.829	17.304	102.142	89.957
7	11:27:53.846	57.722	18.597	21.772	17.353	101.987	90.320
8	11:28:51.818	57.972	18.661	22.005	17.306	101.524	90.077
9	11:29:49.597	57.779	18.618	21.951	17.210	101.524	90.198
10	11:30:47.441	57.844	18.677	21.916	17.251	101.524	91.179
11	11:31:45.175	57.734	18.651	21.592	17.491	102.926	89.120
12	11:32:44.142	58.967	19.331	21.966	17.670	101.987	86.146

Lap	Time of Day	Lap Tm	S1	S2	S3	S3Spd	SFSpd
(16) Ivor MAIRS							
1	11:22:07.853			23.763	22.813	18.760	101.066
2	11:23:08.513	1:00.660	19.102	23.297	18.261	96.697	88.884
3	11:24:08.498	59.985	19.345	22.829	17.811	100.310	88.416
4	11:25:07.593	59.095	19.071	22.381	17.643	100.161	87.952
5	11:26:07.024	59.431	18.959	22.319	18.153	96.281	88.532
6	11:27:05.320	58.296	18.679	22.102	17.515	101.066	88.416
7	11:28:03.249	57.929	18.822	21.904	17.203	101.066	89.239
8	11:29:01.112	57.863	18.724	21.773	17.366	101.371	88.416
9	11:29:58.807	57.695	18.618	21.774	17.303	100.611	89.596
10	11:30:57.096	58.289	18.972	22.113	17.204	101.218	89.477
11	11:31:55.121	58.025	18.686	22.051	17.288	99.714	89.002
12	11:32:53.302	58.181	18.824	22.037	17.320	100.310	89.002

Lap	Time of Day	Lap Tm	S1	S2	S3	S3Spd	SFSpd
(79) Phil HOOKER							
1	11:22:09.291			23.172	19.022	101.678	83.989
2	11:23:						

SMRC Summer Raceday

Scottish Formula Ford 1600 Championship

Knockhill 1.267 miles

Race 3 - 1st Race

19/07/2015 11:25

Race (12 Laps) started at 11:20:59

Lap	Time of Day	Lap Tm	S1	S2	S3	S3Spd	SFSpd	Lap	Time of Day	Lap Tm	S1	S2	S3	S3Spd	SFSpd
7	11:28:07.339	59.459	19.343	21.832	18.284	102.611	89.957								
8	11:29:05.885	58.546	19.048	21.956	17.542	103.561	90.077								
9	11:30:03.811	57.926	18.766	21.696	17.464	104.204	91.303								
10	11:31:02.573	58.762	19.036	22.017	17.709	103.084	88.068								
11	11:32:00.901	58.328	19.160	21.751	17.417	103.882	90.809								
12	11:32:59.146	58.245	18.973	21.915	17.357	103.721	88.884								

(77) Fraser GRAY

1	11:22:10.182		24.086	23.332	18.809	102.926	91.928
2	11:23:11.071	1:00.889	20.042	22.560	18.287	103.721	92.947
3	11:24:11.475	1:00.404	19.681	22.963	17.760	98.111	93.335
4	11:25:11.023	59.548	18.999	22.342	18.207	104.204	91.055
5	11:26:10.135	59.112	18.981	22.736	17.395	103.084	92.562
6	11:27:08.527	58.392	18.900	21.978	17.514	104.856	91.055
7	11:28:07.573	59.046	19.612	22.128	17.306	103.721	93.335
8	11:29:06.624	59.051	19.607	22.275	17.169	103.242	93.205
9	11:30:04.532	57.908	18.843	22.033	17.032	104.204	92.947
10	11:31:02.813	58.281	18.829	22.237	17.215	104.529	93.857
11	11:32:01.616	58.803	19.407	22.072	17.324	104.692	93.076
12	11:32:59.513	57.897	18.930	21.794	17.173	105.184	92.690

(50) Jamie THORBURN

1	11:22:05.074			22.492	17.917	102.454	91.179
2	11:23:11.263	1:06.189	19.172	21.769	25.248	102.926	29.459
3	11:26:02.945	2:51.682	2:11.216	22.578	17.888	101.371	90.932
4	11:27:03.191	1:00.246	19.620	22.318	18.308	93.465	92.054
5	11:28:01.230	58.039	18.911	21.737	17.391	103.084	91.928
6	11:28:59.038	57.808	18.763	21.748	17.297	102.768	92.181
7	11:29:56.400	57.362	18.528	21.623	17.211	103.084	91.928
8	11:30:53.801	57.401	18.665	21.415	17.321	103.084	91.928
9	11:31:50.987	57.186	18.527	21.410	17.249	103.242	91.928
10	11:32:48.333	57.346	18.628	21.462	17.256	103.721	91.552

Clerk of the Course :

Orbits

Sig : Time :

Chief Timekeeper : Ian Sharp (SMART Timing)

Results available at www.smart-timing.co.uk and www.mylaps.com

www.mylaps.com

Licensed to: SMART Timing

Printed: 20/07/2015 18:22:31

Page 2/2


Scottish Formula Ford 1600 Championship

Knockhill 1.267 miles

Race 3 - 1st Race

19/07/2015 11:25

Race (12 Laps) started at 11:20:59



Competitors	Laps												
	1	2	3	4	5	6	7	8	9	10	11	12	
Neil MacLENNAN (25)	1	25	25	25	25	25	25	25	25	25	25	25	25
Matthew CHISHOLM (92)	2	92	78	78	78	78	78	78	78	78	78	78	78
Adam MacKAY (78)	3	78	92	92	92	92	92	92	92	92	92	92	92
Sebastian MELROSE (6)	4	6	6	6	6	6	6	6	6	6	6	6	6
Neil BROOME (3)	5	3	3	3	3	3	3	3	3	3	3	3	3
Jamie THORBURN (50)	6	50	70	70	70	70	70	70	70	33	33	33	33
David THORBURN (70)	7	70	41	16	16	33	33	33	33	33	70	70	70
Colin TURNER (41)	8	41	16	41	41	16	16	16	16	16	16	16	16
Ivor MAIRS (16)	9	16	79	79	33	79	99	99	99	99	79	79	79
Phil HOOKER (79)	10	79	99	99	79	99	79	79	79	79	99	99	99
Stephen BARLOW (99)	11	99	77	33	99	41	41	41	41	41	41	41	41
Fraser GRAY (77)	12	77	50	77	77	77	77	77	77	77	77	77	77
Jordan GRONKOWSKI (33)	13	33	33	50	50	50	50	50	50	50	50	50	50

SMRC Summer Raceday

Scottish Formula Ford 1600 Championship

Knockhill 1.267 miles

Race 10 - 2nd Race

19/07/2015 15:00

Race (12 Laps) started at 14:41:22

POLE POSITION

2
78 Adam MacKAY

4
6 Sebastian MELROSE

6
33 Jordan GRONKOWSKI

8
16 Ivor MAIRS

10
99 Stephen BARLOW

12
77 Fraser GRAY

1
25 Neil MacLENNAN

3
92 Matthew CHISHOLM

5
3 Neil BROOME

7
70 David THORBURN

9
79 Phil HOOKER

11
41 Colin TURNER

13
50 Jamie THORBURN

1

2

3

4

5

6

7

Clerk of the Course :

Orbits

Sig : Time :

Chief Timekeeper : Ian Sharp (SMART Timing)

Results available at www.smart-timing.co.uk and www.mylaps.com

www.mylaps.com

Licensed to: SMART Timing

Printed: 20/07/2015 18:23:03

SMRC Summer Raceday

Sorted on Laps

Celtic Speed Mini Cooper Cup

Knockhill 1.267 miles

Race 4 - 1st Race

19/07/2015 11:50

Race (9 Laps) started at 11:39:54

Pos	No.	Name	Make/Model	CC	Class Code	Laps	Total Tm	Diff	Best Tm	In Lap	Best Speed
1	1	Kenneth THIRLWALL	Mini Cooper	1600	SM	9	9:40.448		1:03.071	4	72.313
2	3	Joe TANNER	Mini Cooper	1600	SM	9	9:40.705	0.257	1:03.193	4	72.173
3	11	Morgan MURRAY	Mini Cooper	1600	SMN	9	9:42.946	2.498	1:03.657	4	71.647
4	89	Shane STONEY	Mini Cooper	1600	SM	9	9:44.470	4.022	1:03.674	4	71.628
5	29	Chris REID	Mini Cooper	1600	SM	9	9:44.507	4.059	1:03.650	8	71.655
6	20	Kyle REID	Mini Cooper	1600	SM	9	9:45.568	5.120	1:03.763	7	71.528
7	8	Hannah CHAPMAN	Mini Cooper	1600	SM L	9	9:49.520	9.072	1:04.156	4	71.090
8	47	Reis ROBERTSON	Mini Cooper	1600	SMN	9	9:52.844	12.396	1:03.782	4	71.507
9	91	Robbie DALGLEISH	Mini Cooper	1600	SMN	9	9:53.653	13.205	1:03.953	7	71.315
10	26	William BLAKE	Mini Cooper	1600	SMN	9	9:54.485	14.037	1:04.541	7	70.666
11	5	Des WHEATLEY	Mini Cooper	1600	SM	9	9:54.874	14.426	1:04.096	9	71.156
12	6	Daniel DREELAN	Mini Cooper	1600	SM	9	9:56.702	16.254	1:04.208	4	71.032
13	74	Ian WALSH	Mini Cooper	1600	SMN	9	9:57.266	16.818	1:04.668	7	70.527
14	30	Callum DRYBURGH	Mini Cooper	1600	SM	9	10:02.283	21.835	1:03.992	6	71.272
15	27	Lewis CARTER	Mini Cooper	1600	SM	9	10:06.320	25.872	1:05.612	5	69.512
16	9	Martin McGEOUGH	Mini Cooper	1600	SMN	9	10:10.671	30.223	1:05.644	6	69.478
17	7	Jonny DREELAN	Mini Cooper	1600	SMN	9	10:14.213	33.765	1:06.151	6	68.946
18	98	Brandon WALSH	Mini Cooper	1600	SMN	9	10:21.307	40.859	1:05.109	9	70.049
19	70	Oliver MORTIMER	Mini Cooper	1600	SM	8	10:02.551	1 Lap	1:03.152	4	72.220

Not classified (80% = 7 Laps)

DNF	38	Scott FORBES	Mini Cooper	1600	SM	7	7:35.834	DNF	1:03.886	4	71.390
DNF	87	Paul BELL	Mini Cooper	1600	SM	1	1:11.459	DNF		0	-

Margin of Victory	Avg. Speed	Best Lap Tm	Best Speed	Best Lap by
0.257	70.717	1:03.071	72.313	1 - Kenneth THIRLWALL

Clerk of the Course :

Orbits

Sig : Time :

Chief Timekeeper : Ian Sharp (SMART Timing)

www.mylaps.com

Results available at www.smart-timing.co.uk and www.mylaps.com

Licensed to: SMART Timing

Printed: 20/07/2015 18:04:55

SMRC Summer Raceday

Celtic Speed Mini Cooper Cup

Knockhill 1.267 miles

Race 4 - 1st Race

19/07/2015 11:50

Race (9 Laps) started at 11:39:54

Lap	Time of Day	Lap Tm	S1	S2	S3	S3Spd	SFSpd
(1) Kenneth THIRLWALL							
1	11:41:02.436			24.195	19.716	85.815	76.345
2	11:42:06.623	1:04.187	20.627	23.703	19.857	86.146	76.870
3	11:43:11.717	1:05.094	21.686	23.548	19.860	87.380	75.657
4	11:44:14.788	1:03.071	20.208	23.616	19.247	87.722	75.828
5	11:45:19.131	1:04.343	20.744	23.742	19.857	86.927	72.236
6	11:46:23.380	1:04.249	20.698	23.457	20.094	87.952	75.742
7	11:47:27.037	1:03.657	20.236	23.749	19.672	87.952	76.694
8	11:48:31.138	1:04.101	20.880	23.590	19.631	86.257	75.828
9	11:49:34.904	1:03.766	20.136	23.879	19.751	85.925	74.730

Lap	Time of Day	Lap Tm	S1	S2	S3	S3Spd	SFSpd
(3) Joe TANNER							
1	11:41:02.686			24.229	19.630	85.815	76.172
2	11:42:06.958	1:04.272	20.566	23.905	19.801	87.266	75.828
3	11:43:12.085	1:05.127	21.578	23.891	19.658	86.927	75.828
4	11:44:15.278	1:03.193	20.312	23.476	19.405	87.494	75.828
5	11:45:18.974	1:03.696	20.745	23.588	19.363	87.153	75.402
6	11:46:23.024	1:04.050	20.461	23.599	19.990	86.368	75.657
7	11:47:26.797	1:03.773	20.393	23.595	19.785	86.035	75.657
8	11:48:31.273	1:04.476	21.147	23.872	19.457	87.380	76.172
9	11:49:35.161	1:03.888	20.323	23.953	19.612	86.368	75.572

Lap	Time of Day	Lap Tm	S1	S2	S3	S3Spd	SFSpd
(11) Morgan MURRAY							
1	11:41:04.353			24.342	19.832	86.814	75.487
2	11:42:08.383	1:04.030	20.450	23.843	19.737	86.927	75.828
3	11:43:12.830	1:04.447	20.656	23.996	19.795	87.952	76.086
4	11:44:16.487	1:03.657	20.513	23.735	19.409	88.299	76.432
5	11:45:20.538	1:04.051	20.640	23.941	19.470	88.299	75.233
6	11:46:24.471	1:03.933	20.620	23.965	19.348	87.837	76.432
7	11:47:28.785	1:04.314	20.351	24.263	19.700	83.571	75.742
8	11:48:33.035	1:04.250	20.627	24.084	19.539	87.153	76.000
9	11:49:37.402	1:04.367	20.530	24.238	19.599	86.702	75.064

Lap	Time of Day	Lap Tm	S1	S2	S3	S3Spd	SFSpd
(89) Shane STONEY							
1	11:41:03.424			24.192	19.919	86.368	75.402
2	11:42:07.517	1:04.093	20.449	23.984	19.660	86.814	75.487
3	11:43:12.599	1:05.082	21.278	23.933	19.871	87.266	75.657
4	11:44:16.273	1:03.674	20.375	23.847	19.452	87.153	76.172
5	11:45:20.316	1:04.043	20.511	24.017	19.515	86.927	75.742
6	11:46:24.150	1:03.834	20.504	23.937	19.393	87.040	76.607
7	11:47:29.600	1:05.450	20.442	24.524	20.484	84.625	75.487
8	11:48:33.839	1:04.239	20.522	24.064	19.653	86.702	75.828
9	11:49:38.926	1:05.087	20.605	24.397	20.085	85.815	74.481

Lap	Time of Day	Lap Tm	S1	S2	S3	S3Spd	SFSpd
(29) Chris REID							
1	11:41:06.336			25.375	20.569	83.675	74.564
2	11:42:10.387	1:04.051	20.949	23.837	19.265	87.040	76.259
3	11:43:15.198	1:04.811	20.576	24.046	20.189	87.040	72.081
4	11:44:18.895	1:03.697	20.849	23.629	19.219	87.952	76.432
5	11:45:22.922	1:04.027	20.641	24.023	19.363	86.702	76.259
6	11:46:26.660	1:03.738	20.370	23.978	19.390	86.368	75.914
7	11:47:30.358	1:03.698	20.515	23.851	19.332	87.952	76.519
8	11:48:34.008	1:03.650	20.371	23.877	19.402	87.952	75.914
9	11:49:38.963	1:04.955	20.619	24.318	20.018	86.927	72.392

Lap	Time of Day	Lap Tm	S1	S2	S3	S3Spd	SFSpd
(20) Kyle REID							
1	11:41:06.586			24.431	20.704	85.925	74.564
2	11:42:11.686	1:05.100	21.756	23.865	19.479	86.927	75.064
3	11:43:15.455	1:03.769	20.550	23.740	19.479	86.814	75.914
4	11:44:19.452	1:03.997	20.784	23.802	19.411	86.927	76.086
5	11:45:23.831	1:04.379	20.648	24.192	19.539	86.479	75.657
6	11:46:27.792	1:03.961	20.443	23.826	19.692	85.815	75.317
7	11:47:31.555	1:03.763	20.401	23.736	19.626	87.153	74.399
8	11:48:36.044	1:04.489	21.003	23.895	19.591	85.706	75.233
9	11:49:40.024	1:03.980	20.547	23.990	19.443	85.487	75.402

Lap	Time of Day	Lap Tm	S1	S2	S3	S3Spd	SFSpd
(8) Hannah CHAPMAN							
1	11:41:06.209			24.274	20.085	86.927	75.148
2	11:42:12.655	1:06.446	22.852	24.368	19.226	86.927	76.172
3	11:43:16.871	1:04.216	20.887	23.983	19.346	87.153	75.572
4	11:44:21.027	1:04.156	20.884	23.987	19.285	86.927	76.519
5	11:45:25.537	1:04.510	20.923	24.322	19.265	87.266	76.607
6	11:46:30.352	1:04.815	20.757	24.143	19.915	86.702	75.657

Lap	Time of Day	Lap Tm	S1	S2	S3	S3Spd	SFSpd
7	11:47:34.917	1:04.565	20.903	24.035	19.627	86.702	74.564
8	11:48:39.376	1:04.459	20.967	24.208	19.284	86.368	76.345
9	11:49:43.976	1:04.600	20.766	24.341	19.493	86.368	75.742
(47) Reis ROBERTSON							
1	11:41:06.750			24.444	20.185	87.380	74.399
2	11:42:14.148	1:07.398	23.035	24.420	19.943	86.146	74.234
3	11:43:19.472	1:05.324	21.931	23.861	19.532	86.035	75.914
4	11:44:23.254	1:03.782	20.676	23.785	19.321	86.590	76.086
5	11:45:27.895	1:04.641	20.471	24.613	19.557	84.625	75.828
6	11:46:33.240	1:05.345	20.833	23.868	20.644	84.839	74.234
7	11:47:37.665	1:04.425	20.728	24.043	19.654	86.927	75.233
8	11:48:42.436	1:04.771	20.709	24.482	19.580	83.675	75.742
9	11:49:47.300	1:04.864	20.749	24.540	19.575	85.925	74.897

Lap	Time of Day	Lap Tm	S1	S2	S3	S3Spd	SFSpd
(91) Robbie DALGLEISH							
1	11:41:05.488			24.232	21.253	86.368	69.254
2	11:42:10.181	1:04.693	21.063	23.986	19.644	85.596	75.657
3	11:43:14.600	1:04.419	20.516	24.069	19.834	86.479	75.064
4	11:44:18.739	1:04.139	20.612	23.855	19.672	86.590	75.572
5	11:45:23.348	1:04.609	21.161	23.933	19.515	87.040	75.828
6	11:46:27.636	1:04.288	20.613	24.003	19.672	85.815	75.572
7	11:47:31.589	1:03.953	20.328	23.647	19.978	87.608	72.627
8	11:48:37.651	1:06.062	21.305	24.592	20.165	81.343	71.239
9	11:49:48.109	1:10.458	21.634	28.409	20.415	79.795	70.714

Lap	Time of Day	Lap Tm	S1	S2	S3	S3Spd	SFSpd
(26) William BLAKE							
1	11:41:08.951			24.926	19.982	86.702	75.657
2	11:42:14.552	1:05.601	21.587	24.351	19.663	87.380	75.742
3	11:43:19.981	1:05.429	21.898	23.850	19.681	87.608	76.259
4	11:44:24.846	1:04.865	21.048	24.334	19.483	85.596	76.086
5	11:45:29.519	1:04.673	20.868	24.246	19.559	85.379	75.572
6	11:46:34.336	1:04.817	20.674	24.294	19.849	85.270	75.828
7	11:47:38.877	1:04.541	20.804	24.116	19.621	86.257	75.828
8	11:48:43.772	1:04.895	20.804	24.085	20.006	86.257	74.399
9	11:49:48.941	1:05.169	21.045	24.060	20.064	86.257	73.422

Lap	Time of Day	Lap Tm	S1	S2	S3	S3Spd	SFSpd
(5) Des WHEATLEY							
1	11:41:05.988			24.371	20.488	85.815	74.234
2	11:42:15.922	1:09.934	25.528	24.826	19.580	86.368	75.402
3	11:43:21.190	1:05.268	21.781	24.134	19.353	86.479	75.914
4	11:44:25.837	1:04.647	21.106	23.955	19.586	87.153	76.172
5	11:45:31.356	1:05.519	21.374	24.234	19.911	87.153	75.487
6	11:46:36.426	1:05.070	21.060</				

SMRC Summer Raceday

Celtic Speed Mini Cooper Cup

Knockhill 1.267 miles

Race 4 - 1st Race

19/07/2015 11:50

Race (9 Laps) started at 11:39:54

Lap	Time of Day	Lap Tm	S1	S2	S3	S3Spd	SFSpd
4	11:44:23.902	1:04.474	21.097	23.899	19.478	86.479	75.487
5	11:45:28.364	1:04.462	20.454	24.144	19.864	85.270	73.664
6	11:46:32.356	1:03.992	20.731	23.736	19.525	86.035	73.989
7	11:47:36.528	1:04.172	20.587	24.033	19.552	85.596	74.234
8	11:48:40.827	1:04.299	20.651	23.888	19.760	86.146	74.316
9	11:49:56.739	1:15.912	20.653	24.645	30.614	66.509	34.326

Lap	Time of Day	Lap Tm	S1	S2	S3	S3Spd	SFSpd
1	11:41:07.934			24.482	20.893	83.989	69.041
2	11:42:15.234	1:07.300	22.294	24.559	20.447	83.885	71.315
3	11:43:21.026	1:05.792	21.847	24.050	19.895	84.412	72.470
4	11:44:27.030	1:06.004	21.591	24.267	20.146	84.412	71.696
5	11:45:32.642	1:05.612	21.171	24.315	20.126	83.780	72.004
6	11:46:39.039	1:06.397	21.478	24.506	20.413	82.139	71.927
7	11:47:45.530	1:06.491	21.524	24.565	20.402	82.341	70.640
8	11:48:55.022	1:09.492	22.963	26.299	20.230	80.081	71.696
9	11:50:00.776	1:05.754	20.876	24.581	20.297	82.139	70.863

(27) Lewis CARTER

1	11:41:07.934			24.482	20.893	83.989	69.041
2	11:42:15.234	1:07.300	22.294	24.559	20.447	83.885	71.315
3	11:43:21.026	1:05.792	21.847	24.050	19.895	84.412	72.470
4	11:44:27.030	1:06.004	21.591	24.267	20.146	84.412	71.696
5	11:45:32.642	1:05.612	21.171	24.315	20.126	83.780	72.004
6	11:46:39.039	1:06.397	21.478	24.506	20.413	82.139	71.927
7	11:47:45.530	1:06.491	21.524	24.565	20.402	82.341	70.640
8	11:48:55.022	1:09.492	22.963	26.299	20.230	80.081	71.696
9	11:50:00.776	1:05.754	20.876	24.581	20.297	82.139	70.863

(9) Martin McGEOUGH

1	11:41:11.829		27.183	26.550	20.301	84.839	73.182
2	11:42:20.422	1:08.593	22.938	25.368	20.287	85.379	74.152
3	11:43:27.405	1:06.983	22.316	24.960	19.707	85.925	75.064
4	11:44:34.018	1:06.613	21.619	24.958	20.036	86.590	73.422
5	11:45:41.004	1:06.986	22.395	24.787	19.804	85.706	75.317
6	11:46:46.648	1:05.644	21.180	24.756	19.708	85.270	75.657
7	11:47:52.433	1:05.785	21.213	24.797	19.775	85.487	74.647
8	11:48:58.664	1:06.231	21.524	24.713	19.994	85.379	74.316
9	11:50:05.127	1:06.463	21.450	24.944	20.069	85.379	74.647

(7) Jonny DREELAN

1	11:41:11.866		27.748	26.595	20.583	83.467	73.502
2	11:42:19.977	1:08.111	22.436	25.382	20.293	83.885	73.422
3	11:43:26.542	1:06.565	21.732	25.011	19.822	84.946	74.481
4	11:44:34.081	1:07.539	22.065	25.093	20.381	85.270	73.102
5	11:45:42.800	1:08.719	22.775	25.465	20.479	85.379	70.938
6	11:46:48.951	1:06.151	21.670	24.778	19.703	85.162	74.316
7	11:47:55.434	1:06.483	21.633	25.125	19.725	84.625	74.399
8	11:49:02.065	1:06.631	21.629	25.292	19.710	84.839	74.481
9	11:50:08.669	1:06.604	21.487	25.166	19.951	84.518	74.152

(98) Brandon WALSH

1	11:41:12.636		27.909	26.857	21.239	76.519	68.407
2	11:42:20.460	1:07.824	22.315	25.383	20.126	83.467	73.664
3	11:43:26.757	1:06.297	21.465	24.962	19.870	84.732	75.317
4	11:44:32.510	1:05.753	21.253	24.451	20.049	84.625	74.070
5	11:45:54.566	1:22.056	37.719	24.530	19.807	84.732	74.481
6	11:46:59.766	1:05.200	21.277	24.242	19.681	84.412	74.730
7	11:48:05.127	1:05.361	20.923	24.460	19.978	84.306	73.342
8	11:49:10.654	1:05.527	21.152	24.646	19.729	85.706	74.316
9	11:50:15.763	1:05.109	20.819	24.585	19.705	84.306	74.564

(70) Oliver MORTIMER

1	11:41:02.262			24.292	19.642	85.162	75.487
2	11:42:06.481	1:04.219	20.594	23.684	19.941	85.815	75.657
3	11:43:11.505	1:05.024	21.571	23.606	19.847	86.702	75.233
4	11:44:14.657	1:03.152	20.165	23.470	19.517	85.487	75.148
5	11:45:35.465	1:20.808			25.323	75.828	44.325
6	11:47:46.794	2:11.329		23.665	19.554	85.487	74.813
7	11:48:53.576	1:06.782	22.527	24.413	19.842	83.885	74.730
8	11:49:57.007	1:03.431	20.292	23.607	19.532	85.815	74.564

(38) Scott FORBES

1	11:41:03.777			24.126	19.991	85.815	76.172
2	11:42:08.588	1:04.811	20.409	24.288	20.114	84.839	74.981
3	11:43:13.164	1:04.576	20.747	24.080	19.749	86.927	76.694
4	11:44:17.050	1:03.886	20.516	23.776	19.594	86.927	76.000
5	11:45:20.943	1:03.893	20.495	23.796	19.602	87.380	76.345
6	11:46:25.335	1:04.392	20.502	24.080	19.810	87.153	75.317
7	11:47:30.290	1:04.955	20.519	23.968	20.468	86.702	72.159

(87) Paul BELL

1	11:41:05.915			24.710	20.290	84.095	73.262
---	--------------	--	--	--------	--------	--------	--------

Clerk of the Course :

Orbits

Sig : Time :
 Chief Timekeeper : Ian Sharp (SMART Timing)
 Results available at www.smart-timing.co.uk and www.mylaps.com

Printed: 20/07/2015 17:42:22




Celtic Speed Mini Cooper Cup

Knockhill 1.267 miles

Race 4 - 1st Race

19/07/2015 11:50

Race (9 Laps) started at 11:39:54



Competitors	Laps									
	1	2	3	4	5	6	7	8	9	
Oliver MORTIMER (70)	1	70	70	70	70	3	3	3	1	1
Kenneth THIRLWALL (1)	2	1	1	1	1	1	1	1	3	3
Joe TANNER (3)	3	3	3	3	89	89	11	11	11	11
Shane STONEY (89)	4	89	89	89	89	11	11	89	89	89
Scott FORBES (38)	5	38	11	11	11	38	38	38	29	29
Morgan MURRAY (11)	6	11	38	38	38	29	29	29	20	20
Robbie DALGLEISH (91)	7	91	91	91	91	91	91	20	91	8
Paul BELL (87)	8	87	29	29	29	20	20	91	8	47
Des WHEATLEY (5)	9	5	20	20	20	8	8	8	30	91
Hannah CHAPMAN (8)	10	8	8	8	8	47	30	30	47	26
Chris REID (29)	11	29	6	6	6	30	47	47	26	5
Kyle REID (20)	12	20	47	30	47	6	6	6	5	6
Reis ROBERTSON (47)	13	47	30	47	30	26	26	26	6	74
Daniel DREELAN (6)	14	6	26	26	26	74	5	5	74	30
Lewis CARTER (27)	15	27	74	74	74	5	74	74	27	27
Callum DRYBURGH (30)	16	30	27	27	5	27	27	27	9	9
William BLAKE (26)	17	26	5	5	27	70	9	9	7	7
Ian WALSH (74)	18	74	7	7	98	9	7	7	98	98
Martin McGEOUGH (9)	19	9	9	98	9	7	98	98	70	
Jonny DREELAN (7)	20	7	98	9	7	98	70	70		
Brandon WALSH (98)	21	98								

Clerk of the Course :

Orbits

Sig : Time :
 Chief Timekeeper : Ian Sharp (SMART Timing)

Results available at www.smart-timing.co.uk and www.mylaps.com

Printed: 20/07/2015 17:42:44



SMRC Summer Raceday

Celtic Speed Mini Cooper Cup

Race 11 - 2nd Race

Race (10 Laps) started at 15:03:26

Knockhill 1.267 miles

19/07/2015 15:25

POLE POSITION

2	3 Joe TANNER
4	89 Shane STONEY
6	20 Kyle REID
8	47 Reis ROBERTSON
10	26 William BLAKE
12	6 Daniel DREELAN
14	30 Callum DRYBURGH
16	9 Martin McGEOUGH
18	98 Brandon WALSH
20	38 Scott FORBES

1	1 Kenneth THIRLWALL
3	11 Morgan MURRAY
5	29 Chris REID
7	8 Hannah CHAPMAN
9	91 Robbie DALGLEISH
11	5 Des WHEATLEY
13	74 Ian WALSH
15	27 Lewis CARTER
17	7 Jonny DREELAN
19	70 Oliver MORTIMER

1
2
3
4
5
6
7
8
9
10

Clerk of the Course :

Sig : Time :

Chief Timekeeper : Ian Sharp (SMART Timing)

Results available at www.smart-timing.co.uk and www.mylaps.com

Printed: 20/07/2015 17:43:05

Orbits



SMRC Summer Raceday

Celtic Speed Mini Cooper Cup

Knockhill 1.267 miles

Race 11 - 2nd Race

19/07/2015 15:25

Race (10 Laps) started at 15:03:26

21

87 Paul BELL

11

Clerk of the Course :

Orbits

Sig : Time :

Chief Timekeeper : Ian Sharp (SMART Timing)

Results available at www.smart-timing.co.uk and www.mylaps.com

Printed: 20/07/2015 17:43:05



SMRC Summer Raceday

Sorted on Laps

Scottish Saloons & Sportscars Championship

Knockhill 1.267 miles

Race 5 - 1st Race

19/07/2015 12:10

Race (12 Laps) started at 12:00:15

Pos	No.	Name	Make/Model	CC	Class	Laps	Total Tm	Diff	Best Tm	In Lap	Best Speed
1	51	Roddie PATERSON	Caterham	2300	A3	10	8:57.958		52.576	9	86.748
2	8	Finlay CROCKER	Seat Leon Eurocup	2000	A2	10	9:16.945	18.987	54.583	8	83.558
3	88	Ian DONALDSON	Mitsubishi Evo	2000	A1	10	9:18.893	20.935	53.086	8	85.914
4	35	Andrew MACKIE	Mitsubishi Evo	2000	B1	10	9:38.674	40.716	57.006	7	80.006
5	4	Mark DAWSON	VW Corrado	1900	B1	10	9:50.803	52.845	57.449	5	79.389
6	99	John WILSON	Ford Focus RS	2500	B1	9	9:00.250	1 Lap	58.142	2	78.443
7	33	Stephen HENDERSON	Sylva Riot	1800	A3	9	9:11.998	1 Lap	59.509	8	76.641
8	23	Brian MELDRUM	Seat Leon Sport	2000	B1	9	9:28.562	1 Lap	1:01.663	7	73.964
9	65	Andrew BELL	Caterham Supersport	1600	B2	9	9:30.175	1 Lap	1:01.190	7	74.536
10	97	Oilly ROSS	Mazda MX5	1600	MX5	8	9:00.370	2 Laps	1:06.200	4	68.895
11	92	Michael KELLY	Mazda MX5	1600	MX5	8	9:02.293	2 Laps	1:06.258	7	68.835
12	93	David SMAIL	Mazda MX5	1600	MX5	8	9:42.472	2 Laps	1:09.954	2	65.198

Not classified

DNF	89	William ROBSON	Ford Focus RS	2500	B1	8	8:02.622	DNF	58.682	5	77.721
DNF	34	Ian CREHAN	Mazda MX5	1600	MX5	7	8:25.401	DNF	1:09.131	3	65.974
DNS	55	Fiona KINDNESS	Subaru Impreza	2350	A1			DNS		0	-

Announcements

New Track Record (52.576) for SMRC Sports/Sal. (A3) by Roddie PATERSON.

RED FLAG after Leader completed 11 Laps - Results declared at 10 Laps.

Car No.34 not classified - Not running at time of Red Flag.

Margin of Victory	Avg. Speed	Best Lap Tm	Best Speed	Best Lap by
18.987	84.781	52.576	86.748	51 - Roddie PATERSON

Clerk of the Course :

Orbits

Sig : Time :

Chief Timekeeper : Ian Sharp (SMART Timing)

www.mylaps.com

Results available at www.smart-timing.co.uk and www.mylaps.com

Licensed to: SMART Timing

Printed: 20/07/2015 18:29:27

SMRC Summer Raceday

Scottish Saloons & Sportscars Championship

Knockhill 1.267 miles

Race 5 - 1st Race

19/07/2015 12:10

Race (12 Laps) started at 12:00:15

Lap	Time of Day	Lap Tm	S1	S2	S3	S3Spd	SFSpd	Lap	Time of Day	Lap Tm	S1	S2	S3	S3Spd	SFSpd
(51) Roddie PATERSON								(23) Brian MELDRUM							
1	12:01:13.484			21.149	16.171	120.265	110.012	1	12:01:21.589			23.722	18.500	106.183	95.188
2	12:02:07.755	54.271	17.872	20.757	15.642	120.480	110.374	2	12:02:23.303	1:01.714	19.864	23.992	17.858	105.848	93.465
3	12:03:01.474	53.719	17.835	20.390	15.494	120.480	110.193	3	12:03:25.227	1:01.924	19.769	23.858	18.297	103.084	94.385
4	12:03:54.500	53.026	17.465	20.214	15.347	121.792	111.105	4	12:04:27.789	1:02.562	20.178	24.384	18.000	101.987	92.562
5	12:04:47.267	52.767	17.741	20.008	15.018	122.908	110.556	5	12:05:35.837	1:08.048	23.970	25.614	18.464	102.142	92.947
6	12:05:40.048	52.781	17.363	20.070	15.348	121.572	111.105	6	12:06:37.807	1:01.970	20.004	23.896	18.070	104.204	93.335
7	12:06:33.667	53.619	17.311	20.849	15.459	120.697	110.556	7	12:07:39.470	1:01.663	19.758	23.769	18.136	102.611	92.054
8	12:07:26.390	52.723	17.425	19.804	15.494	122.908	110.556	8	12:08:41.513	1:02.043	20.242	23.674	18.127	101.524	92.308
9	12:08:18.966	52.576	17.368	20.011	15.197	122.459	111.105	9	12:09:43.697	1:02.184	20.011	23.955	18.218	102.768	91.552
10	12:09:13.093	54.127	18.188	20.276	15.663	116.103	110.012	(65) Andrew BELL							
(8) Finlay CROCKER								1	12:01:25.290			24.822	18.988	92.181	83.885
1	12:01:15.815			21.573	16.608	109.474	99.272	2	12:02:28.623	1:03.333	20.202	24.389	18.742	92.562	84.095
2	12:02:11.280	55.465	18.114	20.876	16.475	110.739	98.688	3	12:03:31.224	1:02.601	19.963	24.084	18.554	92.435	84.200
3	12:03:06.410	55.130	17.721	21.009	16.400	110.193	99.272	4	12:04:33.327	1:02.103	19.931	23.693	18.479	92.947	84.095
4	12:04:01.551	55.141	17.787	20.822	16.532	110.556	99.125	5	12:05:36.504	1:03.177	20.042	24.580	18.555	93.857	84.412
5	12:04:56.492	54.941	17.768	20.613	16.560	110.739	98.543	6	12:06:38.878	1:02.374	19.973	24.083	18.318	94.252	82.645
6	12:05:51.920	55.428	17.687	21.205	16.536	108.941	98.543	7	12:07:40.068	1:01.190	19.605	23.384	18.201	94.385	83.989
7	12:06:46.705	54.785	17.651	20.660	16.474	110.374	98.111	8	12:08:42.480	1:02.412	20.578	23.418	18.416	94.252	85.162
8	12:07:41.288	54.583	17.562	20.607	16.414	110.922	98.688	9	12:09:45.310	1:02.830	20.858	23.489	18.483	93.465	84.200
9	12:08:37.111	55.823	17.852	21.514	16.457	108.588	98.688	(97) Olly ROSS							
10	12:09:32.080	54.969	17.668	20.783	16.518	110.193	98.688	1	12:01:27.985			25.770	20.294	84.412	74.316
(88) Ian DONALDSON								2	12:02:34.997	1:07.012	21.446	24.996	20.570	85.596	72.314
1	12:01:27.526			21.786	16.335	120.265	110.374	3	12:03:41.770	1:06.773	21.704	24.877	20.192	84.732	73.342
2	12:02:23.344	55.818	18.221	21.709	15.888	122.236	110.374	4	12:04:47.970	1:06.200	21.528	24.774	19.898	85.706	73.583
3	12:03:18.164	54.820	18.335	20.554	15.931	122.683	111.105	5	12:05:54.358	1:06.388	21.407	24.717	20.264	85.596	75.064
4	12:04:12.203	54.039	17.878	20.442	15.719	122.236	111.105	6	12:07:02.001	1:07.643	21.793	25.463	20.387	86.035	74.481
5	12:05:05.838	53.635	17.479	20.340	15.816	124.044	110.012	7	12:08:08.332	1:06.331	21.473	24.481	20.377	86.257	69.614
6	12:05:59.123	53.285	17.472	20.288	15.525	122.014	111.846	8	12:09:15.505	1:07.173	21.551	24.949	20.673	85.054	75.064
7	12:06:53.708	54.585	17.586	21.318	15.681	124.044	111.846	(92) Michael KELLY							
8	12:07:46.794	53.086	17.369	20.242	15.475	123.815	112.597	1	12:01:29.212			25.916	20.126	84.625	75.914
9	12:08:40.394	53.600	17.344	20.246	16.010	114.518	111.290	2	12:02:36.403	1:07.191	21.900	25.295	19.996	85.162	75.402
10	12:09:34.028	53.634	17.665	20.441	15.528	124.273	111.846	3	12:03:43.351	1:06.948	21.789	24.945	20.214	85.596	73.022
(35) Andrew MACKIE								4	12:04:50.467	1:07.116	21.788	25.212	20.116	84.946	76.086
1	12:01:17.365			22.252	16.997	114.129	103.561	5	12:05:57.144	1:06.677	21.505	25.382	19.790	85.054	75.148
2	12:02:14.815	57.450	19.061	21.457	16.932	114.518	103.882	6	12:07:03.974	1:06.830	21.566	25.350	19.914	84.839	75.914
3	12:03:12.113	57.298	18.824	21.534	16.940	113.742	105.020	7	12:08:10.232	1:06.258	21.582	24.960	19.716	85.815	76.086
4	12:04:09.468	57.355	18.783	21.322	17.250	114.518	100.460	8	12:09:17.428	1:07.196	21.846	24.929	20.421	85.706	75.064
5	12:05:06.577	57.109	18.777	21.275	17.057	115.703	103.882	(93) David SMAL							
6	12:06:03.800	57.223	18.541	21.675	17.007	112.597	104.856	1	12:01:31.907			26.665	20.497	82.543	73.022
7	12:07:00.806	57.006	18.690	21.443	16.873	113.935	102.454	2	12:02:41.861	1:09.954	23.004	26.447	20.503	82.240	73.342
8	12:07:57.847	57.041	18.563	21.576	16.902	114.518	104.366	3	12:03:52.306	1:10.445	23.265	26.358	20.822	81.540	69.686
9	12:08:55.212	57.365	18.580	21.580	17.205	112.033	103.561	4	12:05:05.812	1:13.506	24.068	27.476	21.962	78.488	69.326
10	12:09:53.809	58.597	19.231	21.883	17.483	112.597	102.142	5	12:06:18.108	1:12.296	23.009	26.815	22.472	80.950	70.863
(4) Mark DAWSON								6	12:07:31.953	1:13.845	24.466	26.513	22.866	82.951	68.758
1	12:01:20.998			22.597	17.472	113.742	99.419	7	12:08:44.990	1:13.037	23.161	28.621	21.255	79.700	73.989
2	12:02:18.891	57.893	19.268	21.808	16.817	116.709	100.914	8	12:09:57.607	1:12.617	23.988	27.717	20.912	80.950	74.316
3	12:03:17.189	58.298	19.019	22.260	17.019	114.714	99.419	(99) John WILSON							
4	12:04:15.494	58.305	19.497	21.781	17.027	116.506	100.161	1	12:01:20.209			23.187	17.380	113.742	97.540
5	12:05:12.943	57.449	18.421	21.905	17.123	113.742	97.824	2	12:02:18.351	58.142	18.842	22.190	17.110	112.786	97.257
6	12:06:10.938	57.995	18.893	22.155	16.947	115.305	98.833	3	12:03:17.613	59.262	19.344	22.303	17.615	112.786	97.682
7	12:07:08.853	57.915	18.663	22.199	17.053	114.323	98.979	4	12:04:16.899	59.286	19.491	22.612	17.183	111.290	96.836
8	12:08:07.389	58.536	18.763	22.394	17.379	115.504	98.979	5	12:05:15.631	58.732	19.180	22.365	17.187	112.408	98.688
9	12:09:06.056	58.667	18.915	22.460	17.292	111.290	99.566	6	12:06:15.691	1:00.060	19.199	22.756	18.105	111.660	97.117
10	12:10:05.938	59.882	19.116	23.202	17.564	110.012	98.398	7	12:07:15.090	59.399	19.216	22.680	17.503	111.846	94.785
(93) William ROBSON								8	12:08:14.852	59.762	19.635	22.582	17.545	111.660	97.117
1	12:01:21.094			23.336	17.808	108.764	98.833	9	12:09:15.385	1:00.533	19.627	22.542	18.364	112.220	95.731
2	12:02:22.546	1:01.452	20.680	23.113	17.659	108.064	97.824	(33) Stephen HENDERSON							
3	12:03:22.036	59.490	19.677	22.457	17.356	108.764	98.688	1	12:01:22.349			24.098	17.681	102.142	91.427
4	12:04:21.095	59.059	19.108	22.532	17.419	111.846	97.399	2	12:02:44.645	1:10.671	22.675	26.849	21.147	81.639	72.159
5	12:05:19.777	58.682	19.171	22.444	17.067	112.220	98.833	(34) Ian CREHAN							
6	12:06:18.658	58.881	19.069	22.583	17.229	112.033	98.833								

SMRC Summer Raceday

Scottish Saloons & Sportscars Championship

Knockhill 1.267 miles

Race 5 - 1st Race

19/07/2015 12:10

Race (12 Laps) started at 12:00:15

Lap	Time of Day	Lap Tm	S1	S2	S3	S3Spd	SFSpd	Lap	Time of Day	Lap Tm	S1	S2	S3	S3Spd	SFSpd
3	12:03:53.776	1:09.131	22.358	26.179	20.594	82.543	71.315								
4	12:05:05.079	1:11.303	23.176	27.013	21.114	80.755	70.863								
5	12:06:15.346	1:10.267	22.385	26.184	21.698	81.938	69.398								
6	12:07:30.538	1:15.192	26.194	26.267	22.731	82.543	72.785								
7	12:08:40.536	1:09.998	23.079	25.633	21.286	83.054	71.773								

Clerk of the Course :

Orbits

Sig : Time :

Chief Timekeeper : Ian Sharp (SMART Timing)

Results available at www.smart-timing.co.uk and www.mylaps.com

www.mylaps.com

Licensed to: SMART Timing

Printed: 20/07/2015 18:29:55

Page 2/2


Scottish Saloons & Sportscars Championship

Knockhill 1.267 miles

Race 5 - 1st Race

19/07/2015 12:10

Race (12 Laps) started at 12:00:15



Competitors	Laps										
	1	2	3	4	5	6	7	8	9	10	
Roddie PATERSON (51)	1	51	51	51	51	51	51	51	51	51	51
Finlay CROCKER (8)	2	8	8	8	8	8	8	8	8	8	8
Andrew MACKIE (35)	3	35	35	35	35	88	88	88	88	88	88
John WILSON (99)	4	99	99	4	88	35	35	35	35	35	35
Mark DAWSON (4)	5	4	4	99	4	4	4	4	4	4	4
William ROBSON (89)	6	89	89	88	99	99	99	99	99	99	99
Brian MELDRUM (23)	7	23	23	89	89	89	89	89	89	33	33
Stephen HENDERSON (33)	8	33	88	33	33	33	33	33	33	23	23
Andrew BELL (65)	9	65	33	23	23	23	23	23	23	65	65
Ian DONALDSON (88)	10	88	65	65	65	65	65	65	65	65	65
Olly ROSS (97)	11	97	97	97	97	97	97	97	97	97	97
Michael KELLY (92)	12	92	92	92	92	92	92	92	92	92	92
David SMAIL (93)	13	93	93	93	34	34	34	34	34	93	93
Ian CREHAN (34)	14	34	34	34	93	93	93	93	93	93	93
-	15										

SMRC Summer Raceday

Scottish Saloons & Sportscars Championship

Knockhill 1.267 miles

Race 12 - 2nd Race

19/07/2015 15:50

Race (12 Laps) started at 15:25:50

POLE POSITION

2
8 Finlay CROCKER

4
35 Andrew MACKIE

6
99 John WILSON

8
23 Brian MELDRUM

10
97 Olly ROSS

12
93 David SMAIL

14
34 Ian CREHAN

16
59 Gary WAIT

1
51 Roddie PATERSON

3
88 Ian DONALDSON

5
4 Mark DAWSON

7
33 Stephen HENDERSON

9
65 Andrew BELL

11
92 Michael KELLY

13
89 William ROBSON

15
55 Fiona KINDNESS

1

2

3

4

5

6

7

8

Clerk of the Course :

Orbits

Sig : Time :

Chief Timekeeper : Ian Sharp (SMART Timing)

Results available at www.smart-timing.co.uk and www.mylaps.com

www.mylaps.com

Licensed to: SMART Timing

Printed: 20/07/2015 18:30:31

SMRC Summer Raceday

Sorted on Laps

Scottish Classics Championship

Knockhill 1.267 miles

Race 6 - 1st Race - AMENDED RESULT

19/07/2015 12:35

Race (12 Laps) started at 12:23:33

Pos	No.	Name	Make/Model	CC	Class	Laps	Total Tm	Diff	Best Tm	In Lap	Best Speed
1	88	Shonny PATERSON	Triumph TR8	3900	CE	12	11:56.803		58.696	11	77.703
2	39	Harry SIMPSON	Ginetta G4R	1851	CG	12	11:56.912	0.109	58.161	6	78.417
3	49	Raymond BOYD	Porsche 911	2998	CD	12	12:08.412	11.609	59.437	6	76.734
4	4	Stan BERNARD	Porsche 911	2994	CD	12	12:27.704	30.901	1:00.132	2	75.847
5	50	Matthew GORDON	TVR 3000M	3000	CD	12	12:34.070	37.267	1:01.120	6	74.621
6	32	Alasdair COATES	Ford Mustang	4802	CE	12	12:36.891	40.088	1:01.945	4	73.627
7	14	Mike STEWART	Marcos GT	1760	CB	12	12:44.746	47.943	1:01.585	8	74.058
8	41	Grant ALLAN	Porsche 911	2994	CD	12	12:54.684	57.881	1:02.903	8	72.506
9	29	Richard MERRELL	Alfa Giulia GT	1985	CC	12	12:55.366	58.563	1:03.210	9	72.154
10	17	Ian DALTREY	Alfasud TI	1490	CA	11	12:16.878	1 Lap	1:04.942	6	70.229
11	47	Keiron BAILLIE	Lotus 7	1558	CG	11	12:16.984	1 Lap	57.670	8	79.085
12	81	James BRAID	Alfa Romeo Junior GT	1982	CC	11	12:37.557	1 Lap	1:06.521	11	68.562
13	35	Ian BLACKLIN	Ford Capri	3000	CD	11	12:41.635	1 Lap	1:06.525	11	68.558
14	54	Howard GORDON	MG Midget	1380	CA	11	12:54.870	1 Lap	1:05.077	6	70.084
15	85	James DRUMMOND-BONE	Alfa Romeo Giulia Sprint	2000	CC	11	12:59.309	1 Lap	1:07.258	11	67.811

Not classified (80% = 9 Laps)

DNS	27	Mario FERRARI	Ferrari 308GTB	3100	CD			DNS		0	-
DQ	57	Bruce MITCHELL	Lotus Europa TC	1800	CG	12	12:41.503	DQ	1:00.512	8	75.371

Announcements

New Track Record (57.670) for SMRC Classic S/S (G) by Keiron BAILLIE.
13:57 AMENDED RESULT - Car No.57 excluded - Technical infringement.

Margin of Victory	Avg. Speed	Best Lap Tm	Best Speed	Best Lap by
0.109	76.353	57.670	79.085	47 - Keiron BAILLIE

Clerk of the Course :

Orbits

Sig : Time :

Chief Timekeeper : Ian Sharp (SMART Timing)

www.mylaps.com

Results available at www.smart-timing.co.uk and www.mylaps.com

Licensed to: SMART Timing

Printed: 20/07/2015 18:16:00

SMRC Summer Raceday

Scottish Classics Championship

Knockhill 1.267 miles

Race 6 - 1st Race

19/07/2015 12:35

Race (12 Laps) started at 12:23:33

Lap	Time of Day	Lap Tm	S1	S2	S3	S3Spd	SFSpd	Lap	Time of Day	Lap Tm	S1	S2	S3	S3Spd	SFSpd
(88) Shonny PATERSON								3	12:26:47.185	1:01.975	20.292	23.369	18.314	104.043	95.188
1	12:24:36.229			23.048	17.351	105.848	97.967	4	12:27:49.130	1:01.945	20.037	23.497	18.411	102.926	94.518
2	12:25:35.889	59.660	19.350	22.566	17.744	107.201	100.611	5	12:28:53.179	1:04.049	21.370	24.354	18.325	103.242	95.053
3	12:26:35.080	59.191	19.141	22.564	17.486	107.544	99.714	6	12:29:55.411	1:02.232	20.141	23.727	18.364	102.454	94.120
4	12:27:35.716	1:00.636	20.147	22.803	17.686	107.544	100.161	7	12:30:57.668	1:02.257	20.365	23.497	18.395	103.402	93.076
5	12:28:34.600	58.884	19.238	22.140	17.506	108.764	99.566	8	12:31:59.953	1:02.285	20.269	23.580	18.436	103.721	94.919
6	12:29:34.419	59.819	19.472	22.895	17.452	107.717	99.714	9	12:33:02.157	1:02.204	20.008	23.826	18.370	101.524	94.785
7	12:30:33.645	59.226	19.409	22.522	17.295	108.941	100.310	10	12:34:04.680	1:02.523	20.054	23.848	18.621	102.142	93.076
8	12:31:32.966	59.321	19.004	22.253	18.064	108.413	96.697	11	12:35:06.913	1:02.233	20.236	23.459	18.538	102.926	93.465
9	12:32:32.252	59.286	19.342	22.344	17.600	110.739	99.419	12	12:36:09.970	1:03.057	20.318	23.889	18.850	101.987	88.532
10	12:33:31.502	59.250	19.637	22.479	17.134	108.764	100.011	(14) Mike STEWART							
11	12:34:30.198	58.696	19.052	22.331	17.313	108.064	99.863	1	12:24:46.385			26.290	19.504	95.053	84.095
12	12:35:29.882	59.684	19.129	22.726	17.829	105.020	99.566	2	12:25:49.744	1:03.359	20.754	24.001	18.604	96.836	85.054
(39) Harry SIMPSON								3	12:26:53.157	1:03.413	20.607	24.096	18.710	96.005	85.379
1	12:24:37.678			23.142	17.805	106.689	96.558	4	12:27:55.422	1:02.265	20.342	23.729	18.194	96.143	85.925
2	12:25:37.789	1:00.111	19.960	22.466	17.685	107.717	96.005	5	12:28:58.061	1:02.639	20.320	23.985	18.334	95.459	86.146
3	12:26:37.693	59.904	19.821	22.798	17.285	107.030	96.419	6	12:30:00.105	1:02.044	20.144	23.746	18.154	94.385	87.266
4	12:27:37.790	1:00.097	20.203	22.496	17.398	107.372	98.111	7	12:31:01.816	1:01.711	19.912	23.475	18.324	96.558	86.368
5	12:28:37.813	1:00.023	19.867	22.560	17.596	107.544	96.419	8	12:32:03.401	1:01.585	19.867	23.483	18.235	96.143	85.925
6	12:29:35.974	58.161	18.917	22.116	17.128	108.064	96.836	9	12:33:06.478	1:03.077	20.060	24.374	18.643	94.385	85.596
7	12:30:34.602	58.628	19.037	22.489	17.102	108.588	97.399	10	12:34:10.777	1:04.299	21.066	24.623	18.610	93.857	85.706
8	12:31:33.065	58.463	19.212	22.044	17.207	108.064	97.117	11	12:35:14.752	1:03.975	20.375	24.081	19.519	95.731	86.702
9	12:32:32.329	59.264	19.594	22.217	17.453	109.653	97.540	12	12:36:17.825	1:03.073	19.894	24.755	18.424	95.188	86.257
10	12:33:31.817	59.488	19.776	22.688	17.024	108.764	96.697	(41) Grant ALLAN							
11	12:34:30.501	58.684	19.067	22.190	17.427	108.764	97.399	1	12:24:44.398			25.238	19.300	95.053	86.257
12	12:35:29.991	59.490	19.142	22.472	17.876	103.882	96.143	2	12:25:48.699	1:04.301	21.274	24.357	18.670	96.143	86.479
(49) Raymond BOYD								3	12:26:53.228	1:04.529	21.250	24.187	19.092	96.281	87.153
1	12:24:37.644			23.298	17.981	104.856	93.857	4	12:27:57.348	1:04.120	21.078	23.958	19.084	97.117	85.815
2	12:25:37.611	59.967	19.559	22.864	17.544	103.721	94.651	5	12:29:01.686	1:04.338	21.251	23.692	19.395	97.540	84.306
3	12:26:37.742	1:00.131	19.668	22.858	17.605	104.366	94.385	6	12:30:05.166	1:03.480	20.663	23.699	19.118	96.558	86.146
4	12:27:37.790	1:00.048	19.758	22.824	17.466	104.529	94.252	7	12:31:09.548	1:04.382	20.893	24.259	19.230	95.459	85.162
5	12:28:37.918	1:00.128	19.464	22.863	17.801	104.529	92.562	8	12:32:12.451	1:02.903	20.651	23.774	18.478	96.697	86.146
6	12:29:37.355	59.437	19.276	22.717	17.444	105.349	94.385	9	12:33:16.344	1:03.893	20.758	24.148	18.987	97.257	84.200
7	12:30:37.381	1:00.026	19.248	22.892	17.886	103.721	94.120	10	12:34:19.861	1:03.517	20.467	23.895	19.155	96.558	85.379
8	12:31:39.179	1:01.798	19.310	24.598	17.890	101.371	94.385	11	12:35:23.624	1:03.763	20.552	23.888	19.323	96.558	84.412
9	12:32:39.137	59.958	19.088	23.147	17.723	102.611	93.076	12	12:36:27.763	1:04.139	20.735	23.916	19.488	94.919	83.467
10	12:33:39.263	1:00.126	19.613	22.905	17.608	102.768	92.562	(29) Richard MERRELL							
11	12:34:39.735	1:00.472	19.637	23.109	17.726	102.768	92.435	1	12:24:47.045			26.288	19.572	92.690	81.441
12	12:35:41.491	1:01.756	19.671	23.653	18.432	100.310	89.239	2	12:25:50.929	1:03.884	20.906	24.166	18.812	92.562	82.849
(4) Stan BERNARD								3	12:26:54.433	1:03.504	20.707	24.063	18.734	93.465	83.157
1	12:24:38.804			23.344	17.830	105.184	96.697	4	12:27:58.280	1:03.847	20.574	24.021	19.252	93.857	81.244
2	12:25:38.936	1:00.132	19.732	22.786	17.614	105.681	96.419	5	12:29:02.629	1:04.349	21.133	24.098	19.118	93.335	83.054
3	12:26:39.123	1:00.187	19.755	22.905	17.527	105.020	97.399	6	12:30:05.962	1:03.333	20.313	23.993	19.027	94.120	82.645
4	12:27:39.895	1:00.772	19.848	22.861	18.063	106.351	96.143	7	12:31:10.012	1:04.050	20.417	24.350	19.283	93.465	82.442
5	12:28:40.119	1:00.224	19.500	23.082	17.642	105.349	95.595	8	12:32:13.535	1:03.523	20.656	24.135	18.732	94.120	82.039
6	12:29:41.375	1:01.256	19.761	23.542	17.953	101.371	94.919	9	12:33:16.745	1:03.210	20.226	24.200	18.784	94.120	82.747
7	12:30:44.572	1:03.197	20.643	23.289	19.265	103.721	92.435	10	12:34:20.413	1:03.668	20.630	23.896	19.142	93.988	81.938
8	12:31:47.459	1:02.887	20.396	23.629	18.862	101.218	93.335	11	12:35:24.173	1:03.760	20.427	24.340	18.993	93.857	81.343
9	12:32:50.166	1:02.707	20.784	23.616	18.307	102.926	93.595	12	12:36:28.445	1:04.272	20.450	24.113	19.709	95.053	81.146
10	12:33:52.947	1:02.781	20.483	23.527	18.771	101.524	89.002	(17) Ian DALTRY							
11	12:34:56.324	1:03.377	21.107	23.607	18.663	100.611	91.928	1	12:24:49.428			26.343	20.116	88.299	78.672
12	12:36:00.783	1:04.459	20.661	23.900	19.898	98.979	70.196	2	12:25:56.916	1:07.488	21.787	24.864	20.837	87.494	76.086
(50) Matthew GORDON								3	12:27:02.877	1:05.961	21.846	24.584	19.531	87.952	80.561
1	12:24:41.999			24.462	18.215	98.833	90.809	4	12:28:09.615	1:06.738	22.022	24.705	20.011	88.884	79.795
2	12:25:43.891	1:01.892	20.077	23.626	18.189	99.863	90.932	5	12:29:15.214	1:05.599	21.928	24.269	19.402	89.477	81.048
3	12:26:46.239	1:02.348	20.062	24.124	18.162	99.419	91.303	6	12:30:20.156	1:04.942	21.020	24.472	19.450	90.077	80.561
4	12:27:47.848	1:01.609	20.122	23.574	17.913	100.011	91.802	7	12:31:25.945	1:05.789	21.153	24.693	19.943	87.494	79.417
5	12:28:49.282	1:01.434	19.964	23.667	17.803	100.310	91.427	8	12:32:31.116	1:05.171	21.347	24.164	19.660	88.767	80.176
6	12:29:50.402	1:01.120	19.831	23.390	17.899	100.161	92.054	9	12:33:37.411	1:06.295	21.689	24.289	20.317	89.120	78.488
7	12:														

SMRC Summer Raceday

Scottish Classics Championship

Knockhill 1.267 miles

Race 6 - 1st Race

19/07/2015 12:35

Race (12 Laps) started at 12:23:33

Lap	Time of Day	Lap Tm	S1	S2	S3	S3Spd	SFSpd
8	12:32:53.728	57.670	18.649	21.969	17.052	104.204	94.785
9	12:33:53.197	59.469	19.030	23.421	17.018	102.298	95.188
10	12:34:51.670	58.473	19.022	22.247	17.204	102.611	94.385
11	12:35:50.063	58.393	19.021	22.072	17.300	101.678	93.205

Lap	Time of Day	Lap Tm	S1	S2	S3	S3Spd	SFSpd
8	12:32:53.728	57.670	18.649	21.969	17.052	104.204	94.785
9	12:33:53.197	59.469	19.030	23.421	17.018	102.298	95.188
10	12:34:51.670	58.473	19.022	22.247	17.204	102.611	94.385
11	12:35:50.063	58.393	19.021	22.072	17.300	101.678	93.205

(81) James BRAID

1	12:24:52.093			27.060	20.182	89.002	80.755
2	12:26:01.660	1:09.567	23.495	25.706	20.366	90.686	80.081
3	12:27:09.440	1:07.780	22.827	25.159	19.794	91.677	81.739
4	12:28:17.233	1:07.793	22.054	25.420	20.319	91.303	81.048
5	12:29:24.562	1:07.329	21.889	25.439	20.001	90.932	80.853
6	12:30:32.467	1:07.905	21.989	25.620	20.296	90.442	81.540
7	12:31:43.196	1:10.729	23.675	27.153	19.901	90.686	81.343
8	12:32:50.304	1:07.108	21.590	25.343	20.175	91.552	81.146
9	12:33:57.378	1:07.074	21.900	25.570	19.604	91.677	82.039
10	12:35:04.115	1:06.737	21.485	24.998	20.254	91.055	81.441
11	12:36:10.636	1:06.521	21.662	25.029	19.830	91.055	82.240

(35) Ian BLACKLIN

1	12:24:50.441			26.116	20.503	86.035	75.402
2	12:26:06.854	1:16.413	29.463	26.011	20.939	87.266	76.345
3	12:27:17.189	1:10.335	23.511	26.699	20.125	88.767	75.487
4	12:28:24.402	1:07.213	21.804	25.408	20.001	88.649	77.224
5	12:29:31.234	1:06.832	21.548	25.234	20.050	89.002	77.135
6	12:30:39.844	1:08.610	22.865	25.694	20.051	89.002	78.123
7	12:31:46.380	1:06.536	21.668	25.052	19.816	89.120	77.491
8	12:32:53.632	1:07.252	22.551	25.052	19.649	89.836	77.581
9	12:34:00.530	1:06.898	21.846	25.216	19.836	89.596	77.491
10	12:35:08.189	1:07.659	22.423	25.160	20.076	89.358	78.305
11	12:36:14.714	1:06.525	21.249	25.088	20.188	89.002	76.432

(54) Howard GORDON

1	12:24:48.394			26.976	19.705	89.002	77.941
2	12:25:55.835	1:07.441	21.822	25.553	20.066	88.416	77.491
3	12:27:02.771	1:06.936	22.152	25.176	19.608	90.077	80.081
4	12:28:08.301	1:05.530	21.730	24.805	18.995	90.564	78.765
5	12:29:14.517	1:06.216	21.920	25.267	19.029	89.239	79.417
6	12:30:19.594	1:05.077	21.138	24.770	19.169	90.320	79.043
7	12:31:54.927	1:35.333	21.271	25.002	49.060	88.649	73.022
8	12:33:04.085	1:09.158	22.254	26.822	20.082	84.839	76.870
9	12:34:13.494	1:09.409	23.082	26.082	20.245	88.416	76.694
10	12:35:20.774	1:07.280	22.357	25.349	19.574	89.120	78.488
11	12:36:27.949	1:07.175	21.748	25.277	20.150	89.596	77.402

(85) James DRUMMOND-BONE

1	12:24:52.864			27.223	21.218	86.814	78.857
2	12:26:06.214	1:13.350	24.806	27.107	21.437	87.952	77.224
3	12:27:17.609	1:11.395	23.662	26.844	20.889	88.068	77.671
4	12:28:27.479	1:09.870	22.706	26.648	20.516	88.068	79.795
5	12:29:39.016	1:11.537	23.016	27.265	21.256	86.927	82.039
6	12:30:49.892	1:10.876	23.996	26.467	20.413	88.068	81.146
7	12:31:59.575	1:09.683	23.044	26.426	20.213	89.002	80.853
8	12:33:07.473	1:07.898	22.408	25.799	19.691	88.767	83.571
9	12:34:15.222	1:07.749	21.830	26.210	19.709	88.416	83.054
10	12:35:25.130	1:09.908	22.385	25.757	21.766	88.068	81.048
11	12:36:32.388	1:07.258	21.626	25.790	19.842	88.299	78.765

(57) Bruce MITCHELL

1	12:24:45.671			26.062	19.295	95.731	90.564
2	12:25:47.783	1:02.112	21.220	23.363	17.529	101.987	92.690
3	12:26:48.479	1:00.696	20.334	22.819	17.543	102.768	94.651
4	12:27:49.312	1:00.833	20.117	22.863	17.853	103.242	94.385
5	12:29:06.593	1:17.281	36.247	23.279	17.755	101.524	94.252
6	12:30:07.202	1:00.609	19.879	22.992	17.738	102.454	93.857
7	12:31:08.305	1:01.103	20.244	23.186	17.673	103.402	93.857
8	12:32:08.817	1:00.512	19.924	22.665	17.923	102.926	93.595
9	12:33:09.614	1:00.797	20.046	23.115	17.636	102.926	94.385
10	12:34:12.430	1:02.816	20.736	23.913	18.167	100.762	93.857
11	12:35:13.795	1:01.365	20.144	23.122	18.099	103.721	92.690
12	12:36:14.582	1:00.787	20.127	22.981	17.679	102.142	94.252

Clerk of the Course :

Orbits

Sig : Time :

Chief Timekeeper : Ian Sharp (SMART Timing)

Results available at www.smart-timing.co.uk and www.mylaps.com

www.mylaps.com

Licensed to: SMART Timing


Scottish Classics Championship

Knockhill 1.267 miles

Race 6 - 1st Race

19/07/2015 12:35

Race (12 Laps) started at 12:23:33



Competitors	Laps												
	1	2	3	4	5	6	7	8	9	10	11	12	
Shonny PATERSON (88)	1	88	88	88	88	88	88	88	88	88	88	88	88
Raymond BOYD (49)	2	49	49	39	39	39	39	39	39	39	39	39	39
Harry SIMPSON (39)	3	39	39	49	49	49	49	49	49	49	49	49	49
Stan BERNARD (4)	4	4	4	4	4	4	4	4	4	4	4	4	4
Matthew GORDON (50)	5	50	50	50	50	50	50	50	50	50	50	50	50
Alasdair COATES (32)	6	32	32	32	32	32	32	32	32	32	32	32	32
Grant ALLAN (41)	7	41	57	57	57	14	14	14	14	14	14	57	57
Bruce MITCHELL (57)	8	57	41	14	14	41	41	57	57	57	57	14	14
Mike STEWART (14)	9	14	14	41	41	29	29	41	41	41	41	41	41
Richard MERRELL (29)	10	29	29	29	29	57	57	29	29	29	29	29	29
Howard GORDON (54)	11	54	54	54	54	54	17	17	17	17	17	17	17
Ian DALTRY (17)	12	17	17	17	17	17	17	81	81	47	47	47	47
Ian BLACKLIN (35)	13	35	81	81	81	81	81	35	35	81	81	81	81
James BRAID (81)	14	81	85	35	35	35	35	54	47	35	35	35	35
James DRUMMOND-BONE (85)	15	85	35	85	85	85	85	47	54	54	54	54	54
Keiron BAILLIE (47)	16	47	47	47	47	47	47	85	85	85	85	85	85
-	17												

SMRC Summer Raceday

Scottish Classics Championship

Knockhill 1.267 miles

Race 16 - 2nd Race

19/07/2015 17:20

Race (12 Laps) started at 16:44:58

POLE POSITION

2
39 Harry SIMPSON

4
4 Stan BERNARD

6
32 Alasdair COATES

8
41 Grant ALLAN

10
17 Ian DALTRY

12
81 James BRAID

14
54 Howard GORDON

16
27 Mario FERRARI

1
88 Shonny PATERSON

3
49 Raymond BOYD

5
50 Matthew GORDON

7
14 Mike STEWART

9
29 Richard MERRELL

11
47 Keiron BAILLIE

13
35 Ian BLACKLIN

15
85 James DRUMMOND-BONE

17
57 Bruce MITCHELL

1

2

3

4

5

6

7

8

9

Clerk of the Course :

Orbits

Sig : Time :

Chief Timekeeper : Ian Sharp (SMART Timing)

Results available at www.smart-timing.co.uk and www.mylaps.com

www.mylaps.com

Licensed to: SMART Timing

Printed: 20/07/2015 18:13:47

SMRC Summer Raceday**Sorted on Laps**

Scottish Fiesta Championship

Knockhill 1.267 miles

Race 7 - 1st Race

19/07/2015 12:55

Race (12 Laps) started at 12:42:52

Pos	No.	Name	Make/Model	CC	Class Code	Laps	Total Tm	Diff	Best Tm	In Lap	Best Speed
1	31	George ORR	Ford Fiesta ST	2000	ST	12	12:35.372		1:02.264	3	73.250
2	1	Wayne MacAULEY	Ford Fiesta ST	2000	ST	12	12:35.506	0.134	1:02.135	2	73.402
3	51	Chris MILFORD	Ford Fiesta ST	2000	ST	12	12:41.046	5.674	1:02.548	2	72.917
4	7	Kevin WHYTE	Ford Fiesta ST	2000	ST	12	12:42.175	6.803	1:02.658	6	72.789
5	14	John BALFOUR	Ford Fiesta XR2	2000	ST	12	12:47.331	11.959	1:03.044	4	72.344
6	24	Steven GRAY	Ford Fiesta XR2	1600	XR	12	13:01.016	25.644	1:03.875	9	71.403
7	50	Jim DEANS	Ford Fiesta XR2	1600	XR	12	13:03.354	27.982	1:04.304	9	70.926
8	19	Josh ORR	Ford Fiesta XR2	1600	XRN	12	13:04.230	28.858	1:04.355	5	70.870
9	25	Andrew CHRISTIE	Ford Fiesta ST	2000	ST	12	13:16.673	41.301	1:03.439	7	71.893
10	22	Gavin BUTTERWORTH	Ford Fiesta XR2	1600	XR	12	13:22.010	46.638	1:05.012	9	70.154
11	18	Barry FARQUHARSON	Ford Fiesta XR2	1600	XRN	12	13:24.835	49.463	1:05.197	4	69.955
12	17	Gary WEBSTER	Ford Fiesta XR2	1600	XRN	12	13:25.063	49.691	1:05.197	4	69.955
13	28	David TAYLOR	Ford Fiesta XR2	1600	XRN	12	13:41.922	1:06.550	1:06.812	2	68.264
14	81	Graeme CUTHBERT	Ford Fiesta XR2	1600	XRN	11	13:06.298	1 Lap	1:08.931	9	66.165

Margin of Victory	Avg. Speed	Best Lap Tm	Best Speed	Best Lap by
0.134	72.454	1:02.135	73.402	1 - Wayne MacAULEY

Clerk of the Course :

Orbits

Sig : Time :

Chief Timekeeper : Ian Sharp (SMART Timing)

www.mylaps.com

Results available at www.smart-timing.co.uk and www.mylaps.com

Licensed to: SMART Timing

Printed: 20/07/2015 18:17:46

SMRC Summer Raceday

Scottish Fiesta Championship

Knockhill 1.267 miles

Race 7 - 1st Race

19/07/2015 12:55

Race (12 Laps) started at 12:42:52

Lap	Time of Day	Lap Tm	S1	S2	S3	S3Spd	SFSpd	Lap	Time of Day	Lap Tm	S1	S2	S3	S3Spd	SFSpd
(31) George ORR								3	12:46:14.052	1:04.212	20.692	23.862	19.658	86.814	75.064
1	12:43:58.960			23.690	18.755	91.427	79.890	4	12:47:18.645	1:04.593	21.174	23.994	19.425	86.814	76.000
2	12:45:01.275	1:02.315	20.028	23.323	18.964	90.932	80.465	5	12:48:22.920	1:04.275	20.685	23.721	19.869	86.702	75.402
3	12:46:03.539	1:02.264	19.904	23.438	18.922	91.179	80.081	6	12:49:27.597	1:04.677	21.270	23.961	19.446	87.266	75.914
4	12:47:05.905	1:02.366	20.092	23.354	18.920	90.932	80.081	7	12:50:32.044	1:04.447	20.860	23.662	19.925	87.153	75.148
5	12:48:08.553	1:02.648	20.127	23.584	18.937	90.809	79.795	8	12:51:36.445	1:04.401	20.772	23.935	19.694	85.596	74.730
6	12:49:11.211	1:02.658	20.028	23.587	19.043	90.198	79.985	9	12:52:40.320	1:03.875	20.619	23.789	19.467	86.146	75.317
7	12:50:13.884	1:02.673	20.058	23.552	19.063	90.442	79.323	10	12:53:44.361	1:04.041	20.603	23.800	19.638	86.146	75.572
8	12:51:16.447	1:02.563	19.977	23.530	19.056	89.836	80.272	11	12:54:48.611	1:04.250	20.707	23.844	19.699	85.925	75.657
9	12:52:19.095	1:02.648	20.025	23.529	19.094	89.957	80.081	12	12:55:53.918	1:05.307	21.425	24.221	19.661	85.596	74.897
10	12:53:21.946	1:02.851	20.133	23.577	19.141	90.320	79.795	(50) Jim DEANS							
11	12:54:24.644	1:02.698	19.985	23.643	19.070	89.716	79.795	1	12:44:02.709			24.411	19.696	85.379	74.234
12	12:55:28.274	1:03.630	20.252	24.141	19.237	89.120	79.417	2	12:45:08.309	1:05.600	21.004	24.210	20.386	85.270	73.745
(1) Wayne MacAULEY								3	12:46:13.424	1:05.115	21.340	24.090	19.685	85.270	74.647
1	12:43:59.292		23.476	18.971	91.303	80.853	4	12:47:18.144	1:04.720	20.900	24.083	19.737	85.596	75.233	
2	12:45:01.427	1:02.135	19.967	23.268	18.900	91.802	81.540	5	12:48:22.664	1:04.520	20.763	23.984	19.773	86.368	75.148
3	12:46:03.899	1:02.472	19.994	23.433	19.045	91.303	80.465	6	12:49:27.285	1:04.621	20.732	24.261	19.628	86.146	74.813
4	12:47:06.145	1:02.246	20.016	23.337	18.893	91.677	80.465	7	12:50:31.766	1:04.481	20.641	23.979	19.861	86.035	75.064
5	12:48:09.177	1:03.032	20.107	23.580	19.345	91.552	79.230	8	12:51:37.169	1:05.403	20.652	24.143	20.608	86.035	75.064
6	12:49:11.836	1:02.659	20.196	23.483	18.980	91.303	80.658	9	12:52:41.473	1:04.304	20.660	24.026	19.618	85.925	75.487
7	12:50:14.151	1:02.315	19.993	23.329	18.993	91.055	80.465	10	12:53:46.105	1:04.632	20.822	24.134	19.676	85.487	75.402
8	12:51:16.775	1:02.624	20.016	23.604	19.004	90.809	80.465	11	12:54:50.787	1:04.682	20.817	24.223	19.642	85.379	76.086
9	12:52:19.356	1:02.581	20.051	23.484	19.046	91.179	80.950	12	12:55:56.256	1:05.469	21.040	24.531	19.898	84.946	74.813
10	12:53:22.222	1:02.866	20.076	23.586	19.204	91.055	80.368	(19) Josh ORR							
11	12:54:24.905	1:02.683	20.018	23.626	19.039	90.564	80.465	1	12:44:04.347			24.626	19.725	83.989	74.813
12	12:55:28.408	1:03.503	20.161	24.079	19.263	90.198	79.323	2	12:45:08.960	1:04.613	20.924	24.040	19.649	85.054	75.402
(51) Chris MILFORD								3	12:46:13.943	1:04.983	20.893	24.242	19.848	84.946	74.316
1	12:43:59.899		23.618	19.049	90.564	79.890	4	12:47:19.127	1:05.184	21.432	24.236	19.516	85.815	75.487	
2	12:45:02.447	1:02.548	20.306	23.425	18.817	91.427	80.561	5	12:48:23.482	1:04.355	20.720	24.011	19.624	84.625	74.897
3	12:46:05.172	1:02.725	20.384	23.424	18.917	91.055	79.985	6	12:49:28.221	1:04.739	21.068	24.106	19.565	85.925	74.981
4	12:47:07.833	1:02.661	20.198	23.512	18.951	91.179	80.176	7	12:50:33.078	1:04.857	20.717	24.290	19.850	82.747	74.564
5	12:48:10.788	1:02.955	20.231	23.624	19.100	90.442	80.081	8	12:51:37.898	1:04.820	20.891	24.079	19.850	84.095	75.148
6	12:49:14.026	1:03.238	20.417	23.764	19.057	90.442	79.606	9	12:52:42.443	1:04.545	20.806	24.038	19.701	84.625	75.148
7	12:50:17.183	1:03.157	20.511	23.507	19.139	90.809	79.136	10	12:53:47.017	1:04.574	20.798	24.073	19.703	84.412	75.233
8	12:51:20.135	1:02.952	20.243	23.583	19.126	90.442	79.230	11	12:54:51.667	1:04.650	20.727	24.265	19.658	84.306	75.317
9	12:52:24.100	1:03.965	20.458	24.251	19.256	87.722	79.417	12	12:55:57.132	1:05.465	20.964	24.640	19.861	83.571	72.706
10	12:53:27.388	1:03.288	20.527	23.716	19.045	90.198	79.136	(25) Andrew CHRISTIE							
11	12:54:30.686	1:03.298	20.438	23.723	19.137	89.957	79.511	1	12:44:11.887			26.173	19.436	88.416	77.313
12	12:55:33.948	1:03.262	20.432	23.752	19.078	90.077	79.323	2	12:45:16.233	1:04.346	21.080	24.286	18.980	89.239	79.700
(7) Kevin WHYTE								3	12:46:20.092	1:03.859	20.740	23.671	19.448	89.957	77.851
1	12:44:00.209		23.871	18.761	90.809	79.985	4	12:47:25.309	1:05.217	21.028	24.334	19.855	89.358	78.950	
2	12:45:03.200	1:02.991	20.340	23.818	18.833	90.686	79.511	5	12:48:29.009	1:03.700	20.607	23.811	19.282	88.532	78.672
3	12:46:06.293	1:03.093	20.098	23.662	19.333	90.077	75.317	6	12:49:32.890	1:03.881	20.936	23.858	19.087	89.477	78.672
4	12:47:09.309	1:03.016	20.252	23.772	18.992	90.198	78.857	7	12:50:36.329	1:03.439	20.723	23.680	19.036	89.002	79.511
5	12:48:12.162	1:02.853	20.146	23.621	19.086	90.442	78.857	8	12:51:40.014	1:03.685	20.678	23.912	19.095	89.120	79.230
6	12:49:14.820	1:02.658	20.060	23.648	18.950	90.198	78.857	9	12:52:44.471	1:04.457	20.942	23.965	19.550	88.884	78.580
7	12:50:17.656	1:02.836	20.147	23.604	19.085	90.686	79.043	10	12:53:48.176	1:03.705	20.579	23.894	19.232	88.532	79.323
8	12:51:20.833	1:03.177	20.377	23.817	18.983	90.442	78.214	11	12:54:52.677	1:04.501	20.721	24.056	19.724	88.299	79.136
9	12:52:24.551	1:03.718	20.313	24.307	19.098	88.299	78.580	12	12:56:09.575	1:16.898	23.057	31.486	22.355	76.694	62.894
10	12:53:28.359	1:03.808	20.372	24.023	19.413	88.884	78.397	(22) Gavin BUTTERWORTH							
11	12:54:31.798	1:03.439	20.530	23.771	19.138	89.957	78.214	1	12:44:07.064			26.278	20.046	85.596	75.064
12	12:55:35.077	1:03.279	20.233	23.769	19.277	89.596	78.032	2	12:45:13.230	1:06.166	21.392	24.925	19.849	85.815	74.730
(14) John BALFOUR								3	12:46:18.999	1:05.769	21.332	24.353	20.084	85.596	72.392
1	12:44:00.806		24.115	18.828	90.564	80.368	4	12:47:25.569	1:06.570	21.843	24.444	20.283	85.815	72.549	
2	12:45:04.071	1:03.265	20.138	24.065	19.062	88.767	80.272	5	12:48:31.980	1:06.411	21.429	24.272	20.710	86.368	72.081
3	12:46:07.661	1:03.590	20.125	24.344	19.121	89.358	79.890	6	12:49:39.132	1:07.152	22.015	24.983	20.154	83.885	73.022
4	12:47:10.705	1:03.044	20.121	23.955	18.968	90.077	80.176	7	12:50:45.543	1:06.411	21.717	24.557	20.137	87.494	73.664
5	12:48:14.358	1:03.653	20.080	24.165	19.408	89.358	79.511	8	12:51:51.351	1:05.808	21.320	24.232	20.256		74.897
6	12:49:17.856	1:03.498	20.216	23.983	19.299	89.596	80.176	9	12:52:56.363	1:05.012	21.073	24.061	19.878	85.815	74.813
7	12:50:21.632	1:03.776	20.509	24.240	19.027	89.716	80.176	10	12:54:01.997	1:05.634	21.306	24.479	19.849	85.270	74.399
8	12:51:24.893	1:03.261	20.173	23.856	19.232	89.358	79.606	11	12:55:08.099	1:06.102	21.299	24.689	20.114	85.162	74.730
9	12:52:28.093	1:03.200	20.146	23.864	19.190	89.836	79.795	12	12:56:14.912	1:06.813	21.450	24.878	20.485	84.946	74.647
10	12:53:32.541	1:04.448	20.756	24.462	19.230	89.716	80.272								

SMRC Summer Raceday

Scottish Fiesta Championship

Knockhill 1.267 miles

Race 7 - 1st Race

19/07/2015 12:55

Race (12 Laps) started at 12:42:52

Lap	Time of Day	Lap Tm	S1	S2	S3	S3Spd	SFSpd	Lap	Time of Day	Lap Tm	S1	S2	S3	S3Spd	SFSpd
7	12:50:46.328	1:06.804	21.666	24.654	20.484	85.270	73.102								
8	12:51:52.423	1:06.095	21.436	24.523	20.136	84.200	74.813								
9	12:52:58.466	1:06.043	21.035	24.841	20.167	82.951	74.316								
10	12:54:05.174	1:06.708	20.782	25.566	20.360	81.739	72.943								
11	12:55:11.704	1:06.530	21.614	24.875	20.041	82.849	73.989								
12	12:56:17.737	1:06.033	21.026	24.848	20.159	83.054	74.152								

(17) Gary WEBSTER

1	12:44:07.993			26.418	20.244	83.885	74.730
2	12:45:14.330	1:06.337	21.394	24.592	20.351	86.035	73.907
3	12:46:21.583	1:07.253					
4	12:47:26.780	1:05.197					
5	12:48:31.979	1:05.199					
6	12:49:39.133	1:07.154					
7	12:50:45.893	1:06.760					
8	12:51:52.269	1:06.376					
9	12:52:57.898	1:05.629					
10	12:54:05.652	1:07.754					
11	12:55:12.621	1:06.969					
12	12:56:17.965	1:05.344					

(28) David TAYLOR

1	12:44:08.724			26.052	20.612	83.157	72.470
2	12:45:15.536	1:06.812	21.347	25.273	20.192	83.571	72.785
3	12:46:23.034	1:07.498	22.085	25.230	20.183	83.675	72.864
4	12:47:30.561	1:07.527	21.683	25.507	20.337	83.571	73.182
5	12:48:38.004	1:07.443	21.702	25.513	20.228	82.645	73.022
6	12:49:46.567	1:08.563	22.128	25.896	20.539	82.442	72.943
7	12:50:54.743	1:08.176	21.722	25.967	20.487	81.441	72.943
8	12:52:02.532	1:07.789	21.708	25.687	20.394	82.849	72.864
9	12:53:10.085	1:07.553	21.809	25.555	20.189	83.467	73.583
10	12:54:17.530	1:07.445	21.531	25.572	20.342	83.467	73.102
11	12:55:25.556	1:08.026	21.794	25.788	20.444	82.645	72.864
12	12:56:34.824	1:09.268	22.129	26.448	20.691	79.700	70.417

(81) Graeme CUTHBERT

1	12:44:13.030			27.617	21.592	79.323	72.943
2	12:45:23.369	1:10.339	22.853	26.650	20.836	80.658	72.549
3	12:46:33.830	1:10.461	22.874	26.822	20.765	80.561	72.236
4	12:47:44.455	1:10.625	22.879	26.841	20.905	80.561	72.627
5	12:48:54.918	1:10.463	22.896	26.512	21.055	79.511	71.927
6	12:50:05.123	1:10.205	22.832	26.527	20.846	80.081	72.470
7	12:51:15.461	1:10.338	22.861	26.255	21.222	80.853	72.785
8	12:52:29.276	1:13.815	23.305	28.345	22.165	78.305	73.907
9	12:53:38.207	1:08.931	22.233	26.241	20.457	80.176	73.502
10	12:54:47.641	1:09.434	22.385	26.417	20.632	80.755	73.422
11	12:55:59.200	1:11.559	23.119	27.584	20.856	79.606	71.239

Clerk of the Course :

Orbits

Sig : Time :

Chief Timekeeper : Ian Sharp (SMART Timing)

Results available at www.smart-timing.co.uk and www.mylaps.com

www.mylaps.com

Licensed to: SMART Timing


Scottish Fiesta Championship

Knockhill 1.267 miles

Race 7 - 1st Race

19/07/2015 12:55

Race (12 Laps) started at 12:42:52



Competitors	Laps											
	1	2	3	4	5	6	7	8	9	10	11	12
George ORR (31)	1	31	31	31	31	31	31	31	31	31	31	31
Wayne MacAULEY (1)	2	1	1	1	1	1	1	1	1	1	1	1
Chris MILFORD (51)	3	51	51	51	51	51	51	51	51	51	51	51
Kevin WHYTE (7)	4	7	7	7	7	7	7	7	7	7	7	7
John BALFOUR (14)	5	14	14	14	14	14	14	14	14	14	14	14
Jim DEANS (50)	6	50	50	50	50	50	50	24	24	24	24	24
Josh ORR (19)	7	19	19	19	24	24	24	24	50	50	50	50
Steven GRAY (24)	8	24	24	24	19	19	19	19	19	19	19	19
Gavin BUTTERWORTH (22)	9	22	22	22	25	25	25	25	25	25	25	25
Barry FARQUHARSON (18)	10	18	18	25	22	17	22	22	22	22	22	22
Gary WEBSTER (17)	11	17	17	17	17	22	17	17	17	17	18	18
David TAYLOR (28)	12	28	28	18	18	18	18	18	18	17	17	17
Andrew CHRISTIE (25)	13	25	25	28	28	28	28	28	28	28	28	28
Graeme CUTHBERT (81)	14	81	81	81	81	81	81	81	81	81	81	81

SMRC Summer Raceday

Scottish Fiesta Championship

Knockhill 1.267 miles

Race 17 - 2nd Race

19/07/2015 17:45

Race (12 Laps) started at 17:05:38

POLE POSITION

2
1 Wayne MacAULEY

4
7 Kevin WHYTE

6
24 Steven GRAY

8
19 Josh ORR

10
22 Gavin BUTTERWORTH

12
17 Gary WEBSTER

14
81 Graeme CUTHBERT

1
31 George ORR

3
51 Chris MILFORD

5
14 John BALFOUR

7
50 Jim DEANS

9
25 Andrew CHRISTIE

11
18 Barry FARQUHARSON

13
28 David TAYLOR

1

2

3

4

5

6

7

Clerk of the Course :

Orbits

Sig : Time :

Chief Timekeeper : Ian Sharp (SMART Timing)

Results available at www.smart-timing.co.uk and www.mylaps.com

www.mylaps.com

Licensed to: SMART Timing

Printed: 20/07/2015 18:19:24

SMRC Summer Raceday

Sorted on Laps

Scottish Legends Championship

Knockhill 1.267 miles

Race 8 - Heat 1

19/07/2015 14:15

Race (8 Laps) started at 14:01:02

Pos	No.	Name	Make/Model	CC	Class Code	Laps	Total Tm	Diff	Best Tm	In Lap	Best Speed
1	1	John PATERSON	Ford Coupe	1250	L	8	8:59.926		1:04.884	7	70.292
2	31	Daniel McKAY	Chevy Sedan	1250	LT	8	9:07.145	7.219	1:05.589	6	69.537
3	6	David HUNTER	Ford Coupe	1250	L	8	9:07.667	7.741	1:05.614	6	69.510
4	38	Pino PALAZZO	Ford Coupe	1250	LT	8	9:08.560	8.634	1:06.648	6	68.432
5	17	Billy WAIT	Ford Coupe	1250	L	8	9:08.719	8.793	1:06.107	7	68.992
6	26	Scott HYNDS	Ford Coupe	1250	LT	8	9:08.953	9.027	1:04.696	7	70.496
7	52	Stewart BLACK	Ford Coupe	1250	L	8	9:11.903	11.977	1:06.746	6	68.331
8	2	Steven McGILL	Ford Coupe	1250	L	8	9:13.876	13.950	1:06.577	5	68.505
9	58	Mark CUMMING	Ford Coupe	1250	L R	8	9:14.583	14.657	1:07.128	6	67.942
10	37	Ivor GREENWOOD	Ford Coupe	1250	L	8	9:19.206	19.280	1:07.523	7	67.545
11	83	Grant SMITH	Chevy Sedan	1250	L R	8	9:22.206	22.280	1:07.316	7	67.753
12	68	Will NEAL	Ford Coupe	1250	L R	8	9:29.643	29.717	1:08.402	6	66.677
13	69	Gerard McCOSH	Ford Coupe	1250	L	8	9:33.298	33.372	1:08.100	6	66.973
14	3	Ian McLEISH	Ford Coupe	1250	L R	8	9:36.092	36.166	1:08.000	7	67.071
15	16	John BUSHBY	Chevy Sedan	1250	L	8	9:36.108	36.182	1:09.546	7	65.580
16	18	Gary LYNCH	Ford Coupe	1250	L	8	9:37.010	37.084	1:09.358	6	65.758
17	5	John NEILL	Ford Coupe	1250	LT R	8	10:00.904	1:00.978	1:12.990	6	62.486
18	7	Alan FREELAND	Ford Coupe	1250	LT	7	9:22.841	1 Lap	1:06.494	5	68.590

Not classified (80% = 6 Laps)

DNS	4	David NEWALL	Ford Coupe	1250	LT			DNS		0	-
-----	---	--------------	------------	------	----	--	--	-----	--	---	---

Margin of Victory	Avg. Speed	Best Lap Tm	Best Speed	Best Lap by
7.219	67.577	1:04.696	70.496	26 - Scott HYNDS

Clerk of the Course :

Orbits

Sig : Time :

Chief Timekeeper : Ian Sharp (SMART Timing)

www.mylaps.com

Results available at www.smart-timing.co.uk and www.mylaps.com

Licensed to: SMART Timing

Printed: 20/07/2015 18:25:24

SMRC Summer Raceday

Scottish Legends Championship

Knockhill 1.267 miles

Race 8 - Heat 1

19/07/2015 14:15

Race (8 Laps) started at 14:01:02

Lap	Time of Day	Lap Tm	S1	S2	S3	S3Spd	SFSpd	Lap	Time of Day	Lap Tm	S1	S2	S3	S3Spd	SFSpd
(1) John PATERSON								(58) Mark CUMMING							
1	14:02:19.355	1:11.396	24.308	27.064	20.024	94.518	89.957	1	14:02:14.769	1:11.953	24.290	27.662	20.001	90.198	84.518
2	14:03:26.528	1:08.907	22.218	27.022	19.667	95.188	89.239	2	14:03:25.341	1:10.572	22.707	27.326	20.539	90.564	85.270
3	14:04:34.900	1:08.372	22.944	26.073	19.355	96.697	87.494	3	14:04:35.190	1:09.849	22.486	27.087	20.276	90.564	85.925
4	14:05:41.254	1:06.354	21.042	25.726	19.586	93.726	87.266	4	14:05:44.215	1:09.025	22.201	27.025	19.799	93.726	88.183
5	14:06:46.267	1:05.013	20.324	25.497	19.192	93.595	87.494	5	14:06:53.068	1:08.853	22.298	26.387	20.168	93.465	86.479
6	14:07:51.592	1:05.325	20.235	25.433	19.657	91.928	86.927	6	14:08:00.196	1:07.128	21.154	25.916	20.058	94.785	88.532
7	14:08:56.476	1:04.884	20.216	25.312	19.356	92.818	87.494	7	14:09:07.371	1:07.175	21.327	25.657	20.191	92.308	87.153
8	14:10:02.183	1:05.707	20.254	25.494	19.959	92.054	85.487	8	14:10:16.840	1:09.469	23.068	26.385	20.016	91.427	87.837
(31) Daniel McKay								(37) Ivor GREENWOOD							
1	14:02:17.503	1:11.606	23.961	27.607	20.038	94.518	87.952	1	14:02:17.620	1:13.615	24.908	27.969	20.738	91.677	87.608
2	14:03:26.167	1:08.664	22.119	26.622	19.923	93.465	88.649	2	14:03:28.010	1:10.390	22.730	27.202	20.458	93.335	88.183
3	14:04:37.842	1:11.675	24.709	27.062	19.904	94.919	89.120	3	14:04:38.762	1:10.752	22.492	27.641	20.619	93.335	86.590
4	14:05:44.733	1:06.891	21.090	26.434	19.367	96.281	88.767	4	14:05:48.264	1:09.502	22.601	26.569	20.332	93.726	89.002
5	14:06:51.952	1:07.219	21.542	25.870	19.807	94.785	89.596	5	14:06:56.564	1:08.300	21.371	26.291	20.638	93.857	88.068
6	14:07:57.541	1:05.589	20.475	25.766	19.348	94.919	89.120	6	14:08:04.641	1:08.077	20.916	26.845	20.316	91.552	86.368
7	14:09:03.443	1:05.902	20.355	25.702	19.845	91.802	87.266	7	14:09:12.164	1:07.523	21.111	26.123	20.289	91.552	88.068
8	14:10:09.402	1:05.959	20.996	25.192	19.771	90.198	86.590	8	14:10:21.463	1:09.299	21.832	26.630	20.837	89.002	84.095
(6) David HUNTER								(83) Grant SMITH							
1	14:02:19.355	1:12.908	24.630	28.200	20.078	96.836	86.479	1	14:02:16.952	1:13.364	25.015	28.100	20.249	86.257	84.839
2	14:03:28.623	1:09.268	22.259	26.607	20.402	96.419	86.814	2	14:03:27.276	1:10.324	22.550	27.122	20.652	91.303	84.839
3	14:04:37.434	1:08.811	22.129	26.900	19.782	94.385	88.183	3	14:04:37.655	1:10.379	22.798	27.195	20.386	89.358	85.162
4	14:05:44.682	1:07.248	20.975	26.879	19.394	95.731	88.649	4	14:05:46.988	1:09.333	22.634	26.275	20.424	92.818	83.363
5	14:06:51.744	1:07.062	21.287	25.896	19.879	94.785	88.299	5	14:07:00.586	1:13.598	21.642	26.822	25.134	90.198	84.732
6	14:07:57.358	1:05.614	20.477	25.367	19.770	94.385	88.068	6	14:08:08.422	1:07.836	21.674	26.146	20.016	87.952	83.467
7	14:09:03.417	1:06.059	20.395	25.744	19.920	92.181	86.368	7	14:09:15.738	1:07.316	20.922	26.155	20.239	87.837	83.054
8	14:10:09.924	1:06.507	20.873	25.880	19.754	92.435	87.608	8	14:10:24.463	1:08.725	21.953	26.293	20.479	86.702	82.747
(38) Pino PALAZZO								(68) Will NEAL							
1	14:02:15.762	1:12.149	24.549	27.174	20.426	90.442	87.266	1	14:02:25.429	1:20.830	24.838	28.080	27.912	90.932	86.479
2	14:03:25.827	1:10.065	22.597	27.220	20.248	92.562	86.257	2	14:03:35.680	1:10.251	22.653	27.236	20.362	89.836	86.257
3	14:04:35.178	1:09.351	23.439	26.133	19.779	91.427	87.380	3	14:04:46.673	1:10.993	23.375	27.207	20.411	91.677	86.146
4	14:05:42.800	1:07.622	21.561	26.026	20.035	90.564	84.412	4	14:05:56.329	1:09.656	22.062	27.132	20.462	89.358	85.706
5	14:06:50.073	1:07.273	21.368	25.780	20.125	90.809	84.946	5	14:07:05.166	1:08.837	21.726	26.614	20.497	90.564	85.270
6	14:07:56.721	1:06.648	20.887	25.701	20.060	89.957	85.596	6	14:08:13.568	1:08.402	21.622	26.403	20.377	90.932	85.925
7	14:09:03.788	1:07.067	20.921	26.120	20.026	91.427	87.608	7	14:09:22.078	1:08.510	21.180	26.452	20.878	89.596	85.815
8	14:10:10.817	1:07.029	21.559	25.413	20.057	91.055	86.257	8	14:10:31.900	1:09.822	21.727	27.011	21.084	88.649	85.270
(17) Billy WAIT								(69) Gerard McCOSH							
1	14:02:17.005	1:13.001	25.184	27.765	20.052	92.818	89.120	1	14:02:22.437	1:13.873	24.190	28.452	21.231	91.677	84.095
2	14:03:25.670	1:08.665	21.797	26.559	20.309	91.677	86.927	2	14:03:34.725	1:12.288	23.549	27.645	21.094	91.802	82.645
3	14:04:35.844	1:10.174	24.067	26.221	19.886	94.785	87.494	3	14:04:48.229	1:13.504	24.641	27.871	20.992	91.552	84.946
4	14:05:43.855	1:08.011	21.729	26.340	19.942	92.947	87.494	4	14:05:58.333	1:10.104	22.155	27.176	20.773	91.303	84.732
5	14:06:50.915	1:07.060	21.121	25.807	20.132	93.205	86.814	5	14:07:08.529	1:10.196	22.125	27.112	20.959	92.054	88.299
6	14:07:58.098	1:07.183	21.025	26.026	20.132	92.308	87.380	6	14:08:16.629	1:08.100	21.203	26.257	20.640	91.677	86.035
7	14:09:04.205	1:06.107	20.878	25.272	19.957	93.595	88.649	7	14:09:24.926	1:08.297	20.852	26.170	21.275	91.427	85.487
8	14:10:10.976	1:06.771	21.324	25.501	19.946	94.518	89.239	8	14:10:35.555	1:10.629	21.740	26.848	22.041	89.358	82.543
(26) Scott HYNDS								(3) Ian McLEISH							
1	14:02:19.542	1:12.565	24.436	28.104	20.025	96.005	89.358	1	14:02:15.521	1:12.857	24.772	27.849	20.236	90.320	86.257
2	14:03:28.613	1:09.071	22.474	26.378	20.219	95.188	87.722	2	14:03:25.481	1:09.960	22.558	27.132	20.270	90.442	84.412
3	14:04:37.997	1:09.384	22.415	27.118	19.851	95.459	89.002	3	14:04:53.068	1:27.587	37.713	29.221	20.653	87.837	86.035
4	14:05:45.945	1:07.948	21.819	26.022	20.107	94.785	87.837	4	14:06:03.376	1:10.308	22.381	27.410	20.517	90.320	86.927
5	14:06:53.147	1:07.202	20.944	26.112	20.146	93.857	86.590	5	14:07:12.621	1:09.245	22.029	26.992	20.224	90.932	86.257
6	14:07:59.753	1:06.606	21.285	25.780	19.541	94.919	88.068	6	14:08:20.848	1:08.227	21.659	26.584	19.984	91.802	86.702
7	14:09:04.449	1:04.696	20.176	25.098	19.422	94.518	89.957	7	14:09:28.848	1:08.000	21.454	26.206	20.340	92.562	86.590
8	14:10:11.210	1:06.761	21.409	25.728	19.624	93.595	88.068	8	14:10:38.349	1:09.501	21.925	27.033	20.543	89.596	87.608
(52) Stewart BLACK								(16) John BUSHBY							
1	14:02:19.977	1:14.611	25.968	28.378	20.265	94.919	88.299	1	14:02:21.050	1:16.313	25.827	29.126	21.360	89.477	85.706
2	14:03:29.002	1:09.025	22.269	26.610	20.146	95.188	88.183	2	14:03:33.403	1:12.353	23.448	28.019	20.886	89.596	82.645
3	14:04:38.655	1:09.653	22.240	27.132	20.281	93.465	87.952	3	14:04:45.805	1:12.402	23.467	27.693	21.242	87.380	84.095
4	14:05:46.941	1:08.286	22.446	25.903	19.937	95.459	88.068	4	14:05:57.035	1:11.230	22.460	28.138	20.632	88.767	77.491
5	14:06:53.862	1:06.921	21.328	25.565	20.028	94.919	87.266	5	14:07:08.358	1:11.323	23.081	27.210	21.032	88.299	81.938
6	14:08:00.608	1:06.746	21.354	25.589	19.803	94.252	87.952	6	14:08:18.732	1:10.374	22.757	27.165	20.452	89.239	83.571
7	14:09:07.405	1:06.797	21.369	25.505	19.923	93.335	89.002								
8	14:10:14.160	1:06.755	21.791	25.343	19.621	92.690	86.479								
(2) Steven McGILL															
1	14:02:20.288	1:13.007	24.517	28.213	20.277	94.919	87.952								
2	14:03:29.591	1:09.303	22.353												

SMRC Summer Raceday

Scottish Legends Championship

Knockhill 1.267 miles

Race 8 - Heat 1

19/07/2015 14:15

Race (8 Laps) started at 14:01:02

Lap	Time of Day	Lap Tm	S1	S2	S3	S3Spd	SFSpd	Lap	Time of Day	Lap Tm	S1	S2	S3	S3Spd	SFSpd
7	14:09:28.278	1:09.546	21.971	26.707	20.868	86.257	84.732								
8	14:10:38.365	1:10.087	22.216	27.146	20.725	87.266	82.849								

(18) Gary LYNCH

1	14:02:23.635	1:14.854	24.913	28.559	21.382	91.677	84.095
2	14:03:36.608	1:12.973	23.518	28.461	20.994	91.055	84.200
3	14:04:49.258	1:12.650	23.221	27.599	21.830	90.809	84.095
4	14:05:59.912	1:10.654	22.585	27.499	20.570	89.477	82.849
5	14:07:09.584	1:09.672	22.180	26.745	20.747	91.055	83.571
6	14:08:18.942	1:09.358	22.162	26.762	20.434	91.802	85.270
7	14:09:29.308	1:10.366	22.490	26.540	21.336	90.442	84.946
8	14:10:39.267	1:09.959	22.381	26.474	21.104	89.836	83.054

(5) John NEILL

1	14:02:27.558	1:16.633	25.317	29.453	21.863	82.442	84.839
2	14:03:42.509	1:14.951	24.187	29.428	21.336	84.839	83.885
3	14:04:56.431	1:13.922	24.370	28.389	21.163	88.649	84.306
4	14:06:09.832	1:13.401	23.557	28.926	20.918	88.183	84.200
5	14:07:23.011	1:13.179	23.047	28.575	21.557	86.702	84.200
6	14:08:36.001	1:12.990	23.029	28.853	21.108	87.266	85.487
7	14:09:49.479	1:13.478	22.992	28.276	22.210	87.040	75.572
8	14:11:03.161	1:13.682	23.178	28.999	21.505	85.054	83.885

(7) Alan FREELAND

1	14:02:19.174	1:13.180	24.823	28.199	20.158	94.385	89.002
2	14:03:27.940	1:08.766	22.202	26.550	20.014	93.988	88.299
3	14:04:55.685	1:27.745	22.334	33.471	31.940	51.861	29.537
4	14:07:05.169	2:09.484	1:22.728	26.322	20.434	94.651	89.120
5	14:08:11.663	1:06.494	20.837	25.886	19.771	93.465	88.068
6	14:09:18.575	1:06.912	20.888	25.998	20.026	93.595	87.266
7	14:10:25.098	1:06.523	20.871	25.550	20.102	94.252	86.702

Clerk of the Course :

Orbits

Sig : Time :

Chief Timekeeper : Ian Sharp (SMART Timing)

Results available at www.smart-timing.co.uk and www.mylaps.com

www.mylaps.com

Licensed to: SMART Timing

Printed: 20/07/2015 18:25:36

Page 2/2


Scottish Legends Championship

Knockhill 1.267 miles

Race 8 - Heat 1

19/07/2015 14:15

Race (8 Laps) started at 14:01:02



Competitors	Laps									
	0	1	2	3	4	5	6	7	8	
Ian McLEISH (3)	1	3	58	58	1	1	1	1	1	1
Mark CUMMING (58)	2	58	3	3	38	38	38	38	6	31
Grant SMITH (83)	3	83	38	17	58	17	17	6	31	6
Pino PALAZZO (38)	4	38	83	38	17	58	6	31	38	38
Billy WAIT (17)	5	17	17	31	6	6	31	17	17	17
Ivor GREENWOOD (37)	6	37	31	1	83	31	58	26	26	26
Will NEAL (68)	7	68	37	83	31	26	26	58	2	52
John BUSHBY (16)	8	16	1	7	26	2	2	2	58	2
Stewart BLACK (52)	9	52	7	37	52	52	52	52	52	58
Daniel McKAY (31)	10	31	6	26	37	83	37	37	37	37
Alan FREELAND (7)	11	7	26	6	2	37	83	83	83	83
John PATERSON (1)	12	1	52	52	16	68	68	68	68	68
David HUNTER (6)	13	6	2	2	68	16	16	69	69	69
Scott HYNDS (26)	14	26	16	16	69	69	69	16	16	3
Steven McGILL (2)	15	2	69	69	18	18	18	18	3	16
Gerard McCOSH (69)	16	69	18	68	3	3	3	3	18	18
Gary LYNCH (18)	17	18	68	18	7	5	5	5	5	5
John NEILL (5)	18	5	5	5	5	7	7	7	7	7
-	19									

SMRC Summer Raceday

Sorted on Laps

Scottish BMW Compact Cup

Knockhill 1.267 miles

Race 9 - 2nd Race (Groups B & C) - Provisional

19/07/2015 14:40

Race (12 Laps) started at 14:18:15

Pos	No.	Name	Make/Model	CC	Class Code	Laps	Total Tm	Diff	Best Tm	In Lap	Best Speed
1	2	Steven DAILLY	BMW Compact	1900	BMWCC	12	14:02.656		1:09.206	3	65.902
2	85	Gary CLARK	BMW Compact	1900	BMWCN	12	14:08.085	5.429	1:09.675	5	65.459
3	8	Derek KINGHORN	BMW Compact	1900	BMWCN	12	14:19.977	17.321	1:10.193	4	64.976
4	6	Phil DRYBURGH	BMW Compact	1900	BMWCC	12	14:20.396	17.740	1:10.472	6	64.718
5	61	Nick RUNCIE	BMW Compact	1900	BMWCC	12	14:21.710	19.054	1:10.564	4	64.634
6	45	Calum KING	BMW Compact	1900	BMWCN	12	14:26.826	24.170	1:10.798	2	64.420
7	83	David NOBLE	BMW Compact	1900	BMWCC	12	14:28.694	26.038	1:11.563	7	63.732
8	14	Lee ELRICK	BMW Compact	1900	BMWCN	12	14:31.991	29.335	1:10.670	10	64.537
9	91	Neil MacINNES	BMW Compact	1900	BMWCN	12	14:32.861	30.205	1:11.560	5	63.734
10	92	Carol BROWN	BMW Compact	1900	BMWCC	12	14:34.524	31.868	1:10.503	6	64.690
11	78	James LESLIE	BMW Compact	1900	BMWCN	12	14:37.957	35.301	1:11.711	7	63.600
12	4	Jonathan SINCLAIR	BMW Compact	1900	BMWCC	12	14:44.993	42.337	1:11.604	8	63.695
13	75	Michael COURTS	BMW Compact	1900	BMWCN	12	14:45.230	42.574	1:11.026	6	64.214
14	77	Ashleigh MORRIS	BMW Compact	1900	BMWCC	12	14:54.927	52.271	1:11.925	3	63.411
15	21	Zack RUNCIE	BMW Compact	1900	BMWCC	12	14:56.907	54.251	1:12.414	11	62.983
16	76	Jonathan ATKINSON	BMW Compact	1900	BMWCN	12	14:58.199	55.543	1:12.222	11	63.150
17	68	Donald MacCOLL	BMW Compact	1900	BMWCN	12	15:04.399	1:01.743	1:12.911	10	62.554
18	63	Graham ROBERTSON	BMW Compact	1900	BMWCN	11	14:19.291	1 Lap	1:13.564	11	61.998
19	16	Ivor MAIRS	BMW Compact	1900	BMWCC	11	14:19.314	1 Lap	1:14.685	8	61.068
20	66	Ross JOHNSTONE	BMW Compact	1900	BMWCN	11	14:37.750	1 Lap	1:16.043	4	59.977
Not classified											
DNF	81	Douglas SIMPSON	BMW Compact	1900	BMWCN	11	13:38.396	DNF	1:10.643	8	64.562
DNF	17	Duncan GRANT	BMW Compact	1900	BMWCN	8	11:44.682	DNF	1:17.509	8	58.843

Announcements

Results remain PROVISIONAL pending completion of any Judicial or Technical Procedures.

Margin of Victory	Avg. Speed	Best Lap Tm	Best Speed	Best Lap by
5.429	64.949	1:09.206	65.902	2 - Steven DAILLY

Clerk of the Course :

Orbits

Sig : Time :

Chief Timekeeper : Ian Sharp (SMART Timing)

www.mylaps.com

Results available at www.smart-timing.co.uk and www.mylaps.com

Licensed to: SMART Timing

Printed: 20/07/2015 18:07:37

SMRC Summer Raceday

Scottish BMW Compact Cup

Knockhill 1.267 miles

Race 9 - 2nd Race (Groups B & C) - Provisional

19/07/2015 14:40

Race (12 Laps) started at 14:18:15

Lap	Time of Day	Lap Tm	S1	S2	S3	S3Spd	SFSpd	Lap	Time of Day	Lap Tm	S1	S2	S3	S3Spd	SFSpd
(2) Steven DAILLY								(83) David NOBLE							
1	14:19:28.709			27.162	20.915	85.270	76.694	1	14:19:33.063			27.841	21.079	83.157	76.607
2	14:20:38.420	1:09.711	22.289	26.896	20.526	85.706	77.313	2	14:20:45.222	1:12.159	22.992	27.698	21.469	84.518	76.172
3	14:21:47.626	1:09.206	22.195	26.534	20.477	86.035	77.761	3	14:21:56.998	1:11.776	22.901	27.631	21.244	83.675	76.694
4	14:22:56.912	1:09.286	22.420	26.507	20.359	86.146	77.491	4	14:23:09.740	1:12.742	23.124	28.339	21.279	83.363	77.047
5	14:24:06.461	1:09.549	22.376	26.835	20.338	86.257	77.761	5	14:24:21.376	1:11.636	23.217	27.602	20.817	84.306	77.402
6	14:25:16.027	1:09.566	22.319	26.849	20.398	86.035	77.671	6	14:25:32.997	1:11.621	22.948	27.666	21.007	84.839	76.345
7	14:26:25.556	1:09.529	22.345	26.818	20.366	85.815	77.761	7	14:26:44.560	1:11.563	23.191	27.449	20.923	85.162	76.870
8	14:27:35.150	1:09.594	22.415	26.827	20.352	86.702	77.491	8	14:27:56.155	1:11.595	23.114	27.640	20.841	84.839	77.671
9	14:28:45.660	1:10.510	22.621	27.288	20.601	85.379	77.581	9	14:29:07.894	1:11.739	23.142	27.640	20.957	84.412	77.135
10	14:29:57.078	1:11.418	22.726	28.181	20.511	85.596	77.224	10	14:30:19.475	1:11.581	23.132	27.792	20.657	84.732	77.491
11	14:31:07.130	1:10.052	22.790	26.844	20.418	86.590	77.491	11	14:31:31.745	1:12.270	23.629	27.701	20.940	84.946	77.224
12	14:32:18.003	1:10.873	22.727	27.207	20.939	86.035	73.022	12	14:32:44.041	1:12.296	23.336	27.970	20.990	84.518	77.313
(85) Gary CLARK								(14) Lee ELRICK							
1	14:19:29.196			27.057	20.880	84.200	76.432	1	14:19:41.187			29.613	21.430	82.849	75.742
2	14:20:39.241	1:10.045	22.638	26.612	20.795	84.095	76.607	2	14:20:53.146	1:11.959	23.073	27.416	21.470	84.946	76.607
3	14:21:49.207	1:09.966	22.686	26.523	20.757	84.625	76.782	3	14:22:05.045	1:11.899	23.084	27.574	21.241	83.885	77.313
4	14:22:59.373	1:10.166	22.629	26.783	20.754	84.625	77.224	4	14:23:17.344	1:12.299	23.141	28.001	21.157	84.412	77.313
5	14:24:09.048	1:09.675	22.483	26.560	20.632	84.946	77.313	5	14:24:28.989	1:11.645	23.142	27.356	21.147	85.054	76.519
6	14:25:18.872	1:09.824	22.412	26.604	20.808	85.054	77.224	6	14:25:40.108	1:11.119	22.932	27.214	20.973	84.839	76.519
7	14:26:28.933	1:10.061	22.581	26.657	20.823	84.625	76.958	7	14:26:50.958	1:10.850	22.714	27.028	21.108	84.839	76.782
8	14:27:39.546	1:10.613	22.588	26.827	21.198	84.412	77.491	8	14:28:01.813	1:10.855	22.787	27.182	20.886	84.946	76.607
9	14:28:50.011	1:10.465	22.916	26.890	20.659	84.200	76.519	9	14:29:12.882	1:11.069	23.042	27.205	20.822	85.270	77.047
10	14:30:00.803	1:10.792	22.753	26.995	21.044	84.095	76.870	10	14:30:23.552	1:10.670	22.754	27.071	20.845	85.379	76.958
11	14:31:11.418	1:10.615	23.035	26.809	20.771	85.054	76.782	11	14:31:35.752	1:12.200	23.198	27.402	21.600	84.625	77.313
12	14:32:23.432	1:12.014	23.221	27.239	21.554	82.951	70.640	12	14:32:47.338	1:11.586	23.402	27.312	20.872	84.625	76.432
(8) Derek KINGHORN								(91) Neil MacINNES							
1	14:19:30.773			27.489	21.441	82.849	74.564	1	14:19:35.390			29.238	21.585	83.054	75.064
2	14:20:42.735	1:11.962	23.105	27.543	21.314	83.260	75.064	2	14:20:47.150	1:11.760	23.089	27.367	21.304	84.625	75.317
3	14:21:54.214	1:11.479	22.842	27.502	21.135	82.849	75.487	3	14:21:58.786	1:11.636	22.831	27.491	21.314	84.518	75.402
4	14:23:04.407	1:10.193	22.597	27.037	20.559	83.260	75.742	4	14:23:10.435	1:11.649	22.926	27.246	21.477	85.270	76.782
5	14:24:15.070	1:10.663	22.697	27.189	20.777	83.571	75.742	5	14:24:21.995	1:11.560	23.043	27.326	21.191	85.379	76.259
6	14:25:25.754	1:10.684	22.827	27.179	20.678	82.951	76.086	6	14:25:34.036	1:12.041	23.066	27.361	21.614	84.839	73.022
7	14:26:36.344	1:10.590	23.062	26.834	20.694	83.885	75.657	7	14:26:46.423	1:12.387	23.984	27.282	21.121	84.732	74.897
8	14:27:47.336	1:10.992	23.006	27.207	20.779	83.571	76.172	8	14:27:59.085	1:12.662	22.914	28.320	21.428	84.839	74.981
9	14:28:58.539	1:11.203	22.952	27.244	21.007	83.675	75.828	9	14:29:11.062	1:11.977	23.276	27.688	21.013	84.625	75.914
10	14:30:10.216	1:11.677	22.994	27.588	21.095	84.095	75.914	10	14:30:22.990	1:11.928	22.997	27.352	21.579	83.989	75.487
11	14:31:22.101	1:11.885	23.201	27.721	20.963	83.467	76.519	11	14:31:36.099	1:13.109	23.557	27.975	21.577	83.885	76.345
12	14:32:35.324	1:13.223	23.272	28.505	21.446	82.645	75.233	12	14:32:48.208	1:12.109	23.433	27.722	20.954	84.839	75.572
(6) Phil DRYBURGH								(92) Carol BROWN							
1	14:19:31.755			27.740	20.918	84.518	77.941	1	14:19:42.537			29.625	21.749	82.039	75.402
2	14:20:43.289	1:11.534	22.750	27.624	21.160	84.946	78.123	2	14:20:55.015	1:12.478	23.600	27.973	20.905	84.306	76.000
3	14:21:54.581	1:11.292	22.975	27.176	21.141	85.270	77.941	3	14:22:05.924	1:10.909	22.864	27.077	20.968	84.839	76.782
4	14:23:06.598	1:12.017	23.049	27.075	21.893	86.146	78.305	4	14:23:17.767	1:11.843	22.713	27.865	21.265	84.946	76.519
5	14:24:17.325	1:10.727	22.440	27.391	20.896	85.162	78.214	5	14:24:30.620	1:12.853	23.844	28.226	20.783	84.518	76.958
6	14:25:27.797	1:10.472	22.451	27.330	20.691	85.596	78.214	6	14:25:41.123	1:10.503	22.664	27.107	20.732	84.625	77.224
7	14:26:38.461	1:10.664	22.630	27.333	20.701	85.596	77.761	7	14:26:52.152	1:11.029	22.714	27.397	20.918	84.625	76.958
8	14:27:49.411	1:10.950	22.620	27.460	20.870	85.162	78.214	8	14:28:02.871	1:10.719	22.946	27.107	20.666	85.270	77.313
9	14:29:01.337	1:11.926	23.163	28.035	20.728	85.162	77.851	9	14:29:14.117	1:11.246	22.875	27.522	20.849	84.095	77.135
10	14:30:12.780	1:11.443	23.343	27.439	20.661	85.596	78.214	10	14:30:25.175	1:11.058	22.958	27.279	20.821	84.625	77.224
11	14:31:24.721	1:11.941	23.141	27.787	21.013	84.732	77.491	11	14:31:36.560	1:11.385	22.779	27.314	21.292	84.839	76.958
12	14:32:35.743	1:11.022	22.795	27.497	20.730	84.839	77.851	12	14:32:49.871	1:13.311	23.471	28.781	21.059	85.054	74.647
(61) Nick RUNCIE								(78) James LESLIE							
1	14:19:32.391			27.628	21.186	82.849	76.259	1	14:19:36.723			28.464	22.000	82.849	74.564
2	14:20:44.063	1:11.672	23.210	27.454	21.008	83.260	76.607	2	14:20:49.464	1:12.741	23.197	27.993	21.551	83.363	75.064
3	14:21:56.482	1:12.419	22.868	28.503	21.048	80.658	76.870	3	14:22:01.767	1:12.303	23.128	27.763	21.412	83.780	75.402
4	14:23:07.046	1:10.564	22.855	27.022	20.687	84.095	78.032	4	14:23:14.128	1:12.361	23.344	27.675	21.342	83.885	75.742
5	14:24:17.960	1:10.914	22.755	27.310	20.849	83.885	77.224	5	14:24:26.146	1:12.018	23.289	27.605	21.124	84.095	75.742
6	14:25:28.950	1:10.990	22.656	27.504	20.830	83.467	77.047	6	14:25:38.197	1:12.051	23.412	27.586	21.053	83.780	75.487
7	14:26:40.819	1:11.869	23.546	27.525	20.798	84.200	77.581								
8	14:27:51.847	1:11.028	23.177	27.243	20.608	84.095	77.224								
9	14:29:03.267	1:11.420	23.398	27.335	20.687	83.675	77.135								
10	14:30:14.430	1:11.163	23.094	27.467	20.602	83.989	77.047								
11	14:31:25.848	1:11.418	23.415	27.458	20.545	83.571	77.313								
12	14:32:37.057	1:11.209													

SMRC Summer Raceday

Scottish BMW Compact Cup

Knockhill 1.267 miles

Race 9 - 2nd Race (Groups B & C) - Provisional

19/07/2015 14:40

Race (12 Laps) started at 14:18:15

Lap	Time of Day	Lap Tm	S1	S2	S3	S3Spd	SFSpd	Lap	Time of Day	Lap Tm	S1	S2	S3	S3Spd	SFSpd
7	14:26:49.908	1:11.711	23.187	27.620	20.904	83.675	75.572	11	14:32:00.911	1:12.222	23.410	27.754	21.058	83.675	76.607
8	14:28:02.179	1:12.271	23.156	27.613	21.502	84.412	75.148	12	14:33:13.546	1:12.635	23.547	27.999	21.089	83.467	75.487
9	14:29:14.665	1:12.486	23.164	28.237	21.085	83.675	76.519	(68) Donald MacCOLL							
10	14:30:27.677	1:13.012	24.070	27.863	21.079	83.571	76.519	1	14:19:41.972				30.529	21.823	81.540
11	14:31:40.083	1:12.406	23.398	27.921	21.087	83.885	76.259	2	14:20:55.814	1:13.842	23.928	28.076	21.838	82.139	74.481
12	14:32:53.304	1:13.221	23.533	28.358	21.330	83.885	75.828	3	14:22:09.469	1:13.655	24.184	28.098	21.373	82.341	74.813
(4) Jonathan SINCLAIR															
1	14:19:43.676			28.353	21.684	83.363	75.828	4	14:23:24.455	1:14.986	24.224	29.098	21.664	81.244	74.481
2	14:20:56.874	1:13.198	23.446	28.248	21.504	83.363	76.345	5	14:24:39.376	1:14.921	23.607	29.572	21.742	81.441	75.148
3	14:22:10.370	1:13.496	24.387	27.991	21.118	83.363	76.432	6	14:25:53.055	1:13.679	23.692	28.500	21.487	81.938	74.481
4	14:23:23.588	1:13.218	23.794	28.303	21.121	82.747	76.607	7	14:27:06.726	1:13.671	23.661	28.697	21.313	82.039	74.564
5	14:24:36.506	1:12.918	23.139	28.143	21.636	84.095	77.224	8	14:28:20.396	1:13.670	24.064	28.247	21.359	82.240	74.647
6	14:25:48.444	1:11.938	23.077	27.897	20.964	84.412	76.607	9	14:29:39.901	1:19.505	23.653	28.191	27.661	82.645	72.549
7	14:27:00.199	1:11.755	22.931	27.771	21.053	84.412	76.870	10	14:30:52.812	1:12.911	23.681	28.041	21.189	82.747	74.152
8	14:28:11.803	1:11.604	22.929	27.515	21.160	85.054	76.782	11	14:32:05.748	1:12.936	23.590	28.106	21.240	82.240	74.730
9	14:29:24.412	1:12.609	23.100	27.738	21.771	84.839	76.870	12	14:33:19.746	1:13.998	23.917	28.565	21.516	81.441	74.152
10	14:30:36.698	1:12.286	22.940	27.782	21.564	84.625	76.782	(63) Graham ROBERTSON							
11	14:31:48.369	1:11.671	23.008	27.630	21.033	83.780	77.135	1	14:19:42.722		33.014	29.959	21.958	81.343	76.000
12	14:33:00.340	1:11.971	23.009	28.017	20.945	82.849	76.259	2	14:20:56.287	1:13.565	23.931	27.849	21.785	83.989	75.828
(75) Michael COURTS															
1	14:19:48.082			30.169	22.105	81.540	75.233	3	14:22:11.363	1:15.076	24.580	28.897	21.599	81.639	75.914
2	14:21:00.214	1:12.132	23.311	27.171	21.650	83.780	76.086	4	14:23:25.430	1:14.067	23.794	28.827	21.446	82.747	75.828
3	14:22:12.429	1:12.215	22.826	27.154	22.235	83.675	76.432	5	14:24:40.063	1:14.633	24.144	29.091	21.398	82.139	75.828
4	14:23:26.403	1:13.974	23.304	29.333	21.337	82.442	76.432	6	14:26:20.483	1:40.420	23.489	54.484	22.447	80.950	75.402
5	14:24:39.998	1:13.595	23.787	28.457	21.351	83.467	77.224	7	14:27:36.694	1:16.211	24.082	29.554	22.575	70.270	76.259
6	14:25:51.024	1:11.026	22.845	27.053	21.128	84.412	76.432	8	14:28:52.810	1:16.116	23.970	30.048	22.098	82.240	75.487
7	14:27:02.147	1:11.123	23.026	27.090	21.007	85.054	76.086	9	14:30:06.683	1:13.873	23.612	28.848	21.413	82.747	75.657
8	14:28:14.436	1:12.289	22.775	27.526	21.988	84.946	76.958	10	14:31:21.074	1:14.391	23.928	28.771	21.692	82.645	75.828
9	14:29:25.680	1:11.244	22.954	27.460	20.830	84.625	77.135	11	14:32:34.638	1:13.564	23.489	28.637	21.438	82.442	76.432
10	14:30:37.190	1:11.510	23.376	27.263	20.871	85.054	77.135	(16) Ivor MAIRS							
11	14:31:48.624	1:11.434	22.791	27.600	21.043	83.989	76.958	1	14:19:47.913		36.595	31.254	22.305	78.765	74.234
12	14:33:00.577	1:11.953	22.995	27.764	21.194	84.412	75.914	2	14:21:05.074	1:17.161	25.214	29.643	22.304	80.853	73.664
(77) Ashleigh MORRIS															
1	14:19:40.188			29.149	21.728	83.363	74.813	3	14:22:22.133	1:17.059	24.813	29.178	23.068	81.244	77.581
2	14:20:52.420	1:12.232	23.339	27.744	21.149	83.780	75.317	4	14:23:41.765	1:19.632	24.701	29.927	25.004	82.442	73.664
3	14:22:04.345	1:11.925	23.277	27.511	21.137	84.625	75.487	5	14:24:57.956	1:16.191	24.476	29.123	22.592	84.625	64.776
4	14:23:16.715	1:12.370	23.641	27.586	21.143	84.412	76.086	6	14:26:15.443	1:17.487	24.803	30.409	22.275	83.157	78.214
5	14:24:37.964	1:21.249	23.240	27.586	21.290	83.363	75.317	7	14:27:32.840	1:17.397	26.098	29.305	21.994	83.675	74.234
6	14:25:50.387	1:12.423		27.844	21.235	83.260	75.828	8	14:28:47.525	1:14.685	23.827	29.339	21.519	84.200	74.564
7	14:27:03.949	1:13.562	23.968	28.323	21.271	84.839	75.914	9	14:30:02.832	1:15.307	23.532	29.910	21.865	82.951	74.481
8	14:28:17.000	1:13.051	23.832	27.770	21.449	84.200	76.172	10	14:31:19.150	1:16.318	23.795	30.397	22.126	77.491	74.897
9	14:29:30.477	1:13.477	23.994	28.238	21.245	83.467	75.828	11	14:32:34.661	1:15.511	24.113	29.597	21.801	82.341	73.907
10	14:30:43.887	1:13.410	24.013	28.059	21.338	83.571	75.487	(66) Ross JOHNSTONE							
11	14:31:56.889	1:13.002	23.800	28.031	21.171	84.095	75.402	1	14:19:52.256				23.920		72.706
12	14:33:10.274	1:13.385	23.886	28.245	21.254	82.849	73.745	2	14:21:08.621	1:16.365			22.198		74.481
(21) Zack RUNCIE															
1	14:19:43.993			29.157	22.394	81.540	75.148	3	14:22:25.126	1:16.505			22.246		75.402
2	14:20:57.703	1:13.710	23.856	27.988	21.866	82.849	74.981	4	14:23:41.169	1:16.043			22.414		75.828
3	14:22:12.168	1:14.465	23.954	28.455	22.056	81.146	75.487	5	14:24:57.620	1:16.451			22.606		75.828
4	14:23:27.564	1:15.396	24.117	29.379	21.900	81.441	74.813	6	14:26:14.866	1:17.246			22.278		73.583
5	14:24:40.820	1:13.256	23.323	28.173	21.760	82.543	75.233	7	14:27:31.929	1:17.063			21.934		76.000
6	14:25:53.999	1:13.179	23.342	28.016	21.821	83.260	74.481	8	14:28:53.425	1:21.496			25.071		69.758
7	14:27:07.290	1:13.291	23.547	28.170	21.574	83.260	75.317	9	14:30:10.979	1:17.554			22.301		73.826
8	14:28:20.884	1:13.594	23.843	28.254	21.497	83.363	75.233	10	14:31:33.442	1:22.463			23.703		71.850
9	14:29:33.757	1:12.873	23.652	27.914	21.307	83.054	74.564	11	14:32:53.097	1:19.655			22.541		74.234
10	14:30:46.810	1:13.053	23.222	28.525	21.306	81.839	75.064	(81) Douglas SIMPSON							
11	14:31:59.224	1:12.414	23.293	27.996	21.125	83.157	75.148	1	14:19:47.643			29.598	21.920	83.157	76.086
12	14:33:12.254	1:13.030	23.493	28.336	21.201	82.139	75.233	2	14:20:59.588	1:11.945	23.030	27.263	21.652	84.732	76.870
(76) Jonathan ATKINSON															
1	14:19:50.505			31.551	21.854	81.540	75.742	3	14:22:11.721	1:12.133	22.859	27.538	21.736	84.518	77.671
2	14:21:05.022	1:14.517	23.577	29.006	21.934	81.639	76.259	4	14:23:25.674	1:13.953	23.714	28.772	21.467	84.946	77.581
3	14:22:18.741	1:13.719	23.972	27.993	21.754	83.989	76.782	5	14:24:39.193	1:13.519	24.207	28.011	21.301	84.946	76.694
4	14:23:31.191	1:12.450	23.287	27.585	21.578	83.885	76.607	6	14:25:51.319	1:12.126	22.667	27.834	21.625	84.839	76.870
5	14:24:45.342	1:14.151	23.864	28.633	2										

SMRC Summer Raceday

Scottish BMW Compact Cup

Knockhill 1.267 miles

Race 9 - 2nd Race (Groups B & C) - Provisional

19/07/2015 14:40

Race (12 Laps) started at 14:18:15

Lap	Time of Day	Lap Tm	S1	S2	S3	S3Spd	SFSpd	Lap	Time of Day	Lap Tm	S1	S2	S3	S3Spd	SFSpd
5	14:26:05.584	1:18.873	25.741	30.260	22.872	79.511	72.943								
6	14:27:24.139	1:18.555	25.556	30.071	22.928	79.985	72.785								
7	14:28:42.520	1:18.381	25.925	29.974	22.482	80.368	73.102								
8	14:30:00.029	1:17.509	25.447	29.809	22.253	81.146	72.943								

Clerk of the Course :

Orbits

Sig : Time :

Chief Timekeeper : Ian Sharp (SMART Timing)

Results available at www.smart-timing.co.uk and www.mylaps.com

Printed: 20/07/2015 17:52:25




Scottish BMW Compact Cup

Knockhill 1.267 miles

Race 9 - 2nd Race (Groups B & C) - Provisional

19/07/2015 14:40

Race (12 Laps) started at 14:18:15



Competitors	Laps											
	1	2	3	4	5	6	7	8	9	10	11	12
Steven DAILLY (2)	1	2	2	2	2	2	2	2	2	2	2	2
Gary CLARK (85)	2	85	85	85	85	85	85	85	85	85	85	85
Derek KINGHORN (8)	3	8	8	8	8	8	8	8	8	8	8	8
Phil DRYBURGH (6)	4	6	6	6	6	6	6	6	6	6	6	6
Nick RUNCIE (61)	5	61	61	61	61	61	61	61	61	61	61	61
David NOBLE (83)	6	83	83	83	45	45	45	45	45	45	45	45
Calum KING (45)	7	45	45	45	83	83	83	83	83	83	83	83
Neil MacINNES (91)	8	91	91	91	91	91	91	91	91	91	14	14
James LESLIE (78)	9	78	78	78	78	78	78	14	14	14	91	91
Ashleigh MORRIS (77)	10	77	77	77	77	14	14	14	78	92	92	92
Lee ELRICK (14)	11	14	14	14	14	92	92	92	92	78	78	78
Donald MacCOLL (68)	12	68	92	92	92	4	4	4	4	4	4	4
Carol BROWN (92)	13	92	68	68	4	77	77	75	75	75	75	75
Graham ROBERTSON (63)	14	63	63	4	68	81	75	81	81	81	81	77
Jonathan SINCLAIR (4)	15	4	4	63	63	68	81	77	77	77	77	21
Zack RUNCIE (21)	16	21	21	81	81	75	68	68	68	21	21	76
Douglas SIMPSON (81)	17	81	81	21	75	63	21	21	21	76	76	68
Ivor MAIRS (16)	18	16	75	75	21	21	76	76	76	68	68	68
Michael COURTS (75)	19	75	76	76	76	76	66	66	16	16	16	63
Jonathan ATKINSON (76)	20	76	16	16	66	66	16	16	63	63	63	16
Ross JOHNSTONE (66)	21	66	66	66	16	16	63	63	66	66	66	66
Duncan GRANT (17)	22	17	17	17	17	17	17	17	17	17	17	17

Clerk of the Course :

Orbits

Sig : Time :
 Chief Timekeeper : Ian Sharp (SMART Timing)

Results available at www.smart-timing.co.uk and www.mylaps.com

Printed: 20/07/2015 17:53:17



SMRC Summer Raceday

Sorted on Laps

Scottish Formula Ford 1600 Championship

Knockhill 1.267 miles

Race 10 - 2nd Race

19/07/2015 15:00

Race (12 Laps) started at 14:41:22

Pos	No.	Name	Make/Model	CC	Class Code	Laps	Total Tm	Diff	Best Tm	In Lap	Best Speed
1	78	Adam MacKAY	Ray GR14	1600	FF16A	12	12:34.872		1:01.842	10	73.750
2	25	Neil MacLENNAN	Ray GR09	1600	FF16A-N	12	12:43.737	8.865	1:02.652	9	72.796
3	33	Jordan GRONKOWSKI	Van Diemen RF90	1600	FF16A	12	12:47.371	12.499	1:02.657	10	72.791
4	50	Jamie THORBURN	Ray GR15	1600	FF16A-N	12	13:11.706	36.834	1:04.196	8	71.046
5	3	Neil BROOME	Swift SC93C	1600	FF16B	12	13:12.565	37.693	1:03.757	7	71.535
6	70	David THORBURN	Ray GR15	1600	FF16A	12	13:12.914	38.042	1:04.672	7	70.523
7	92	Matthew CHISHOLM	Van Diemen RF92	1600	FF16B	12	13:19.943	45.071	1:04.159	7	71.087
8	99	Stephen BARLOW	Ray 98	1600	FF16A-N	12	13:36.646	1:01.774	1:05.600	10	69.525
9	79	Phil HOOKER	Ray GR14	1600	FF16A-N	12	13:38.691	1:03.819	1:05.616	10	69.508
10	41	Colin TURNER	Van Diemen RF93	1600	FF16B	11	12:38.408	1 Lap	1:06.554	9	68.528
11	16	Ivor MAIRS	Mondiale	1600	FF16B	11	12:38.693	1 Lap	1:06.707	9	68.371
12	77	Fraser GRAY	Ray GR14	1600	FF16A-N	11	12:38.874	1 Lap	1:06.659	8	68.420

Not classified

DNF	6	Sebastian MELROSE	Ray GR14	1600	FF16A-N	9	9:52.368	DNF	1:04.346	8	70.880
-----	---	-------------------	----------	------	---------	---	----------	-----	----------	---	--------

Margin of Victory	Avg. Speed	Best Lap Tm	Best Speed	Best Lap by
8.865	72.502	1:01.842	73.750	78 - Adam MacKAY

Clerk of the Course :

Orbits

Sig : Time :

Chief Timekeeper : Ian Sharp (SMART Timing)

www.mylaps.com

Results available at www.smart-timing.co.uk and www.mylaps.com

Licensed to: SMART Timing

Printed: 20/07/2015 18:23:20

SMRC Summer Raceday

Scottish Formula Ford 1600 Championship

Knockhill 1.267 miles

Race 10 - 2nd Race

19/07/2015 15:00

Race (12 Laps) started at 14:41:22

Lap	Time of Day	Lap Tm	S1	S2	S3	S3Spd	SFSpd	Lap	Time of Day	Lap Tm	S1	S2	S3	S3Spd	SFSpd	
(78) Adam MacKAY								(92) Matthew CHISHOLM								
1	14:42:29.436			24.814	18.066	98.111	90.686	1	14:42:32.254			26.005	18.877	94.919	87.494	
2	14:43:33.602	1:04.166	21.322	24.750	18.094	98.398	89.716	2	14:43:39.339	1:07.085	21.980	25.505	19.600	96.697	87.608	
3	14:44:36.568	1:02.966	20.599	24.182	18.185	99.272	90.320	3	14:44:45.638	1:06.299	21.979	25.377	18.943	96.558	88.532	
4	14:45:39.617	1:03.049	20.553	24.131	18.365	99.714	89.002	4	14:45:51.116	1:05.478	21.201	25.443	18.834	96.419	88.183	
5	14:46:41.942	1:02.325	20.369	23.971	17.985	98.979	90.320	5	14:46:56.016	1:04.900	21.039	25.237	18.624	96.697	88.884	
6	14:47:43.980	1:02.038	20.184	23.715	18.139	99.419	90.809	6	14:48:00.718	1:04.702	21.074	25.110	18.518	97.824	89.002	
7	14:48:45.837	1:01.857	20.250	23.714	17.893	99.863	91.055	7	14:49:04.877	1:04.159	20.916	24.890	18.353	97.967	89.477	
8	14:49:47.848	1:02.011	20.200	23.751	18.060	99.714	90.564	8	14:50:09.280	1:04.403	21.048	25.004	18.351	97.540	88.649	
9	14:50:49.702	1:01.854	20.315	23.680	17.859	99.863	91.055	9	14:51:13.860	1:04.580	20.932	25.148	18.500	94.785	88.649	
10	14:51:51.544	1:01.842	20.187	23.808	17.847	100.011	91.179	10	14:52:19.418	1:05.558	20.909	24.787	19.862	94.785	87.040	
11	14:52:53.955	1:02.411	20.218	23.712	18.481	101.066	91.055	11	14:53:28.982	1:09.554	21.753	27.384	20.427	87.952	85.379	
12	14:53:56.926	1:02.971	20.929	23.977	18.065	100.310	91.427	12	14:54:41.997	1:13.015	23.916	28.058	21.041	84.095	75.572	
(25) Neil MacLENNAN								(99) Stephen BARLOW								
1	14:42:28.709			24.656	18.370	97.540	89.957	1	14:42:38.388			27.496	26.769	19.956	94.651	87.722
2	14:43:32.491	1:03.782	20.745	24.750	18.287	97.824	89.836	2	14:43:47.684	1:09.296	23.293	26.401	19.602	94.518	86.927	
3	14:44:36.148	1:03.657	20.717	24.706	18.234	97.117	90.198	3	14:44:57.186	1:09.502	22.409	27.671	19.422	94.252	87.722	
4	14:45:39.832	1:03.684	20.477	24.378	18.829	96.976	90.442	4	14:46:05.891	1:08.705	22.942	26.508	19.255	94.385	87.380	
5	14:46:43.283	1:03.451	20.692	24.568	18.191	99.566	91.552	5	14:47:14.522	1:08.631	23.162	26.083	19.386	94.252	87.266	
6	14:47:46.399	1:03.116	20.562	24.362	18.192	99.272	91.427	6	14:48:22.427	1:07.905	22.624	26.239	19.042	93.726	86.590	
7	14:48:50.022	1:03.623	20.456	24.876	18.291	99.272	90.320	7	14:49:28.705	1:06.278	21.541	25.789	18.948	92.947	87.266	
8	14:49:53.387	1:03.365	20.673	24.452	18.240	99.419	90.932	8	14:50:34.862	1:06.157	21.554	25.817	18.786	93.857	86.927	
9	14:50:56.039	1:02.652	20.298	24.182	18.172	99.125	90.686	9	14:51:40.666	1:05.804	21.437	25.469	18.898	94.785	87.040	
10	14:51:59.348	1:03.309	20.656	24.359	18.294	98.979	90.809	10	14:52:46.266	1:05.600	21.279	25.464	18.857	95.053	87.266	
11	14:53:02.382	1:03.034	20.434	24.369	18.231	99.714	90.809	11	14:53:52.505	1:06.239	21.520	25.454	19.265	95.188	87.837	
12	14:54:05.791	1:03.409	20.619	24.395	18.395	99.125	88.068	12	14:54:58.700	1:06.195	21.301	25.660	19.234	95.188	87.952	
(33) Jordan GRONKOWSKI								(79) Phil HOOKER								
1	14:42:32.832			25.750	18.792	96.005	88.532	1	14:42:41.691			26.792	19.879	95.459	87.494	
2	14:43:37.386	1:04.554	21.074	24.820	18.660	96.558	87.494	2	14:43:49.924	1:08.233	22.265	26.085	19.883	95.868	87.266	
3	14:44:40.835	1:03.449	20.763	24.048	18.638	95.868	87.722	3	14:44:58.094	1:08.170	22.235	26.282	19.653	93.205	88.649	
4	14:45:44.143	1:03.308	20.543	24.330	18.435	96.976	88.068	4	14:46:06.447	1:08.353	22.432	26.362	19.559	93.335	88.416	
5	14:46:47.976	1:03.833	20.708	24.549	18.576	96.697	88.532	5	14:47:15.057	1:08.610	23.071	25.970	19.569	93.595	88.416	
6	14:47:52.128	1:04.152	21.528	24.195	18.429	97.540	88.416	6	14:48:23.262	1:08.205	22.440	26.212	19.553	89.957	87.952	
7	14:48:55.196	1:03.068	20.544	24.115	18.409	98.111	88.416	7	14:49:29.675	1:06.413	22.184	25.409	18.820	97.117	89.239	
8	14:49:58.200	1:03.004	20.548	24.084	18.372	98.111	89.120	8	14:50:35.514	1:05.839	21.607	25.130	19.102	97.117	88.884	
9	14:51:00.959	1:02.759	20.379	24.039	18.341	98.254	89.002	9	14:51:41.570	1:06.056	21.708	25.333	19.015	97.824	88.767	
10	14:52:03.616	1:02.657	20.280	23.849	18.528	99.125	89.716	10	14:52:47.186	1:05.616	21.419	25.158	19.039	97.540	88.767	
11	14:53:06.311	1:02.695	20.314	23.842	18.539	98.833	89.002	11	14:53:53.976	1:06.790	21.656	25.342	19.792	98.398	88.767	
12	14:54:09.425	1:03.114	20.456	23.768	18.890	99.419	89.358	12	14:55:00.745	1:06.769	21.597	25.651	19.521	98.398	88.884	
(50) Jamie THORBURN								(41) Colin TURNER								
1	14:42:38.390			26.066	19.445	95.595	89.716	1	14:42:42.956			31.550	26.783	19.679	96.143	87.266
2	14:43:44.600	1:06.210	21.958	25.221	19.031	97.540	90.077	2	14:43:52.048	1:09.092	22.931	26.251	19.910	94.785	86.814	
3	14:44:50.791	1:06.191	21.625	25.533	19.033	97.257	90.564	3	14:45:01.051	1:09.003	22.576	26.935	19.492	96.558	87.494	
4	14:45:56.235	1:05.444	21.404	25.303	18.737	97.682	90.686	4	14:46:08.389	1:07.338	22.293	25.768	19.277	96.558	88.068	
5	14:47:01.277	1:05.042	21.311	25.355	18.376	97.967	91.427	5	14:47:16.434	1:08.045	22.512	26.094	19.439	96.697	88.649	
6	14:48:06.008	1:04.731	21.268	25.186	18.277	98.979	91.303	6	14:48:24.439	1:08.005	22.523	25.913	19.569	95.188	87.266	
7	14:49:10.377	1:04.369	21.087	25.051	18.231	99.714	91.552	7	14:49:32.236	1:07.797	22.597	25.692	19.508	96.836	86.702	
8	14:50:14.573	1:04.196	20.951	24.915	18.330	99.714	92.181	8	14:50:38.805	1:06.569	21.638	25.542	19.389	97.682	88.068	
9	14:51:18.948	1:04.375	21.056	24.967	18.352	99.419	90.564	9	14:51:45.359	1:06.554	22.005	25.422	19.127	97.257	88.884	
10	14:52:23.246	1:04.298	21.274	24.638	18.386	99.419	91.552	10	14:52:53.436	1:08.077	22.033	26.447	19.597	94.252	86.702	
11	14:53:28.942	1:05.696	20.913	25.307	19.476	99.566	89.120	11	14:54:00.462	1:07.026	22.188	25.633	19.205	96.697	87.380	
12	14:54:33.760	1:04.818	21.253	24.803	18.762	97.682	91.179	(16) Ivor MAIRS								
(3) Neil BROOME								1	14:42:38.010			27.358	20.100	92.947	84.200	
1	14:42:33.973			26.033	19.237	95.053	89.002	2	14:43:47.371	1:09.361	23.223	26.619	19.519	93.076	85.162	
2	14:43:39.587	1:05.614	21.390	25.369	18.855	97.257	88.767	3	14:44:57.324	1:09.953	22.348	27.837	19.768	89.716	86.590	
3	14:44:54.547	1:14.960	21.907	34.459	18.594	95.731	88.767	4	14:46:05.848	1:08.524	22.509	26.463	19.552	93.988	86.479	
4	14:45:59.653	1:05.106	21.114	25.134	18.858	96.143	88.068	5	14:47:14.429	1:08.581	22.794	26.184	19.603	93.988	86.702	
5	14:47:03.972	1:04.319	20.975	24.799	18.545	97.257	89.239	6	14:48:23.140	1:08.711	22.468	26.562	19.681	92.308	88.532	
6	14:48:08.285	1:04.313	20.800	25.043	18.470	97.682	88.884	7	14:49:31.256	1:08.116	22.599	26.191	19.326	96.419	87.494	
7	14:49:12.042	1:03.757	20.689	24.691	18.377	98.111	89.358	(70) David THORBURN								
8	14:50:16.341	1:04.299	20.821	25.080												

SMRC Summer Raceday

Scottish Formula Ford 1600 Championship

Knockhill 1.267 miles

Race 10 - 2nd Race

19/07/2015 15:00

Race (12 Laps) started at 14:41:22

Lap	Time of Day	Lap Tm	S1	S2	S3	S3Spd	SFSpd
8	14:50:38.440	1:07.184	21.882	25.886	19.416	95.868	88.532
9	14:51:45.147	1:06.707	21.736	25.818	19.153	96.005	87.153
10	14:52:52.537	1:07.390	22.001	26.210	19.179	94.651	86.814
11	14:54:00.747	1:08.210	22.290	26.331	19.589	95.053	87.494

(77) Fraser GRAY

Lap	Time of Day	Lap Tm	S1	S2	S3	S3Spd	SFSpd
1	14:42:42.697		29.942	26.939	19.732	96.697	89.596
2	14:43:51.453	1:08.756	22.756	26.321	19.679	97.682	90.320
3	14:44:59.917	1:08.464	22.464	26.642	19.358	96.558	90.442
4	14:46:07.873	1:07.956	22.463	26.335	19.158	97.117	89.120
5	14:47:15.697	1:07.824	22.395	26.312	19.117	97.117	91.055
6	14:48:23.597	1:07.900	22.850	25.862	19.188	92.308	90.442
7	14:49:32.671	1:09.074	22.919	26.403	19.752	93.857	89.596
8	14:50:39.330	1:06.659	22.087	25.420	19.152	98.398	90.686
9	14:51:46.291	1:06.961	22.494	25.852	18.615	98.543	90.564
10	14:52:53.993	1:07.702	21.787	26.050	19.865	94.651	89.836
11	14:54:00.928	1:06.935	22.361	25.506	19.068	99.419	90.320

(6) Sebastian MELROSE

Lap	Time of Day	Lap Tm	S1	S2	S3	S3Spd	SFSpd
1	14:42:33.051			26.124	18.693	98.543	89.957
2	14:43:39.100	1:06.049	21.732	25.341	18.976	100.011	89.120
3	14:44:44.826	1:05.726	21.792	25.103	18.831	97.967	89.957
4	14:45:49.848	1:05.022	21.380	24.994	18.648	98.254	90.198
5	14:46:54.631	1:04.783	21.294	24.880	18.609	98.833	89.836
6	14:47:59.568	1:04.937	21.536	24.754	18.647	99.272	89.836
7	14:49:04.325	1:04.757	21.479	24.783	18.495	99.566	90.564
8	14:50:08.671	1:04.346	21.146	24.813	18.387	99.125	89.836
9	14:51:14.422	1:05.751			18.375	100.762	90.442

Clerk of the Course :

Orbits

Sig : Time :

Chief Timekeeper : Ian Sharp (SMART Timing)

Results available at www.smart-timing.co.uk and www.mylaps.com

www.mylaps.com

Licensed to: SMART Timing


Scottish Formula Ford 1600 Championship

Knockhill 1.267 miles

Race 10 - 2nd Race

19/07/2015 15:00

Race (12 Laps) started at 14:41:22



Competitors	Laps												
	1	2	3	4	5	6	7	8	9	10	11	12	
Neil MacLENNAN (25)	1	25	25	25	78	78	78	78	78	78	78	78	78
Adam MacKAY (78)	2	78	78	78	25	25	25	25	25	25	25	25	25
Matthew CHISHOLM (92)	3	92	33	33	33	33	33	33	33	33	33	33	33
Jordan GRONKOWSKI (33)	4	33	6	6	6	6	6	6	92	92	50	50	
Sebastian MELROSE (6)	5	6	92	92	92	92	92	92	6	50	92	3	
Neil BROOME (3)	6	3	3	70	70	70	70	70	50	3	3	70	
David THORBURN (70)	7	70	70	50	50	50	50	50	70	70	70	92	
Ivor MAIRS (16)	8	16	50	3	3	3	3	3	3	99	99	99	
Stephen BARLOW (99)	9	99	16	99	16	16	99	99	99	99	79	79	79
Jamie THORBURN (50)	10	50	99	16	99	99	16	79	79	79	16	41	
Phil HOOKER (79)	11	79	79	79	79	79	16	16	16	41	16		
Fraser GRAY (77)	12	77	77	77	77	77	41	41	41	77	77		
Colin TURNER (41)	13	41	41	41	41	41	77	77	77				

SMRC Summer Raceday

Sorted on Laps

Celtic Speed Mini Cooper Cup

Knockhill 1.267 miles

Race 11 - 2nd Race

19/07/2015 15:25

Race (10 Laps) started at 15:03:26

Pos	No.	Name	Make/Model	CC	Class Code	Laps	Total Tm	Diff	Best Tm	In Lap	Best Speed
1	1	Kenneth THIRLWALL	Mini Cooper	1600	SM	10	11:57.036		1:07.067	8	68.004
2	3	Joe TANNER	Mini Cooper	1600	SM	10	11:57.395	0.359	1:07.053	8	68.018
3	20	Kyle REID	Mini Cooper	1600	SM	10	12:00.252	3.216	1:07.710	9	67.358
4	89	Shane STONEY	Mini Cooper	1600	SM	10	12:01.913	4.877	1:07.839	10	67.230
5	29	Chris REID	Mini Cooper	1600	SM	10	12:02.693	5.657	1:07.521	10	67.547
6	70	Oliver MORTIMER	Mini Cooper	1600	SM	10	12:02.932	5.896	1:07.341	10	67.728
7	91	Robbie DALGLEISH	Mini Cooper	1600	SMN	10	12:06.366	9.330	1:07.924	8	67.146
8	8	Hannah CHAPMAN	Mini Cooper	1600	SM L	10	12:07.423	10.387	1:07.796	10	67.273
9	5	Des WHEATLEY	Mini Cooper	1600	SM	10	12:09.919	12.883	1:08.371	8	66.707
10	6	Daniel DREELAN	Mini Cooper	1600	SM	10	12:10.015	12.979	1:08.540	7	66.543
11	30	Callum DRYBURGH	Mini Cooper	1600	SM	10	12:11.084	14.048	1:07.965	10	67.106
12	47	Reis ROBERTSON	Mini Cooper	1600	SMN	10	12:14.889	17.853	1:09.339	8	65.776
13	87	Paul BELL	Mini Cooper	1600	SM	10	12:15.016	17.980	1:08.979	7	66.119
14	74	Ian WALSH	Mini Cooper	1600	SMN	10	12:15.952	18.916	1:08.492	10	66.589
15	38	Scott FORBES	Mini Cooper	1600	SM	10	12:18.554	21.518	1:08.730	10	66.359
16	98	Brandon WALSH	Mini Cooper	1600	SMN	10	12:20.178	23.142	1:09.352	9	65.764
17	9	Martin McGEOUGH	Mini Cooper	1600	SMN	10	12:20.885	23.849	1:09.437	10	65.683
18	7	Jonny DREELAN	Mini Cooper	1600	SMN	10	12:21.778	24.742	1:09.491	8	65.632

Not classified (80% = 8 Laps)

DNF	26	William BLAKE	Mini Cooper	1600	SMN	5	8:53.911	DNF	1:10.578	2	64.621
DNF	11	Morgan MURRAY	Mini Cooper	1600	SMN	2	2:52.856	DNF	1:38.292	2	46.401
DNS	27	Lewis CARTER	Mini Cooper	1600	SM			DNS		0	-

Announcements

Race distance increased to 10 Laps - 1 Lap completed behind the Safety Car.

Margin of Victory	Avg. Speed	Best Lap Tm	Best Speed	Best Lap by
0.359	63.607	1:07.053	68.018	3 - Joe TANNER

Clerk of the Course :

Orbits

Sig : Time :

Chief Timekeeper : Ian Sharp (SMART Timing)

www.mylaps.com

Results available at www.smart-timing.co.uk and www.mylaps.com

Licensed to: SMART Timing

Printed: 20/07/2015 18:06:46

SMRC Summer Raceday

Celtic Speed Mini Cooper Cup

Knockhill 1.267 miles

Race 11 - 2nd Race

19/07/2015 15:25

Race (10 Laps) started at 15:03:26

Lap	Time of Day	Lap Tm	S1	S2	S3	S3Spd	SFSpd
3	15:07:08.276	1:10.345	22.511	27.315	20.519	83.571	74.152
4	15:08:26.169	1:17.893	26.616	29.659	21.618	78.397	74.070
5	15:09:54.495	1:28.326	25.473	38.886	23.967	45.282	74.647
6	15:11:04.146	1:09.651	22.503	26.876	20.272	81.244	75.572
7	15:12:13.125	1:08.979	22.344	26.368	20.267	82.039	75.148
8	15:13:22.296	1:09.171	21.999	26.475	20.697	81.540	74.316
9	15:14:31.783	1:09.487	22.207	26.802	20.478	80.561	74.897
10	15:15:41.288	1:09.505	22.052	26.773	20.680	80.658	73.342

Lap	Time of Day	Lap Tm	S1	S2	S3	S3Spd	SFSpd
5	15:12:20.183	1:19.221	23.507	28.566	27.148	68.130	36.731
(11) Morgan MURRAY							
1	15:04:40.836			26.993	21.060	80.272	73.826
2	15:06:19.128	1:38.292	24.281	42.632	31.379	50.609	29.905

(74) Ian WALSH

1	15:04:49.158			28.856	21.131	80.658	73.583
2	15:05:59.744	1:10.586	22.832	26.985	20.769	82.442	74.070
3	15:07:10.250	1:10.506	22.765	27.150	20.591	83.467	74.981
4	15:08:27.363	1:17.113	25.741	29.339	22.033	80.176	74.481
5	15:09:56.305	1:28.942	25.180	38.962	24.800	43.804	74.070
6	15:11:05.712	1:09.407	22.404	26.817	20.186	82.240	75.064
7	15:12:15.409	1:09.697	22.234	26.351	21.112	81.639	75.064
8	15:13:24.256	1:08.847	22.026	26.186	20.635	82.747	74.070
9	15:14:33.732	1:09.476	22.251	26.738	20.487	81.639	74.647
10	15:15:42.224	1:08.492	22.071	25.996	20.425	83.054	74.152

(38) Scott FORBES

1	15:04:50.044		30.488	29.259	21.171	78.765	74.070
2	15:06:00.250	1:10.206	22.761	26.630	20.815	81.938	73.182
3	15:07:11.592	1:11.342	23.068	27.412	20.862	82.240	73.907
4	15:08:27.911	1:16.319	25.140	29.120	22.059	80.853	71.773
5	15:09:56.725	1:28.814	25.172	39.044	24.598	44.266	74.813
6	15:11:06.385	1:09.660	22.664	26.521	20.475	81.441	75.233
7	15:12:16.363	1:09.978	22.658	26.345	20.975	81.540	74.234
8	15:13:26.767	1:10.404	23.263	26.315	20.826	82.039	73.989
9	15:14:36.096	1:09.329	22.481	26.279	20.569	82.543	75.914
10	15:15:44.826	1:08.730	22.574	25.828	20.328	82.039	74.234

(98) Brandon WALSH

1	15:04:45.502			27.766	20.977	81.441	74.152
2	15:05:56.930	1:11.428	23.513	27.227	20.688	81.839	73.989
3	15:07:08.169	1:11.239	23.351	27.096	20.792	81.839	73.745
4	15:08:25.442	1:17.273	25.984	29.669	21.620	80.176	74.152
5	15:09:53.790	1:28.348	25.537	38.615	24.196	43.690	74.481
6	15:11:03.602	1:09.812	22.556	26.710	20.546	81.739	74.316
7	15:12:16.303	1:12.701	22.481	28.362	21.858	79.700	73.502
8	15:13:26.579	1:10.276	22.502	26.956	20.818	81.441	74.399
9	15:14:35.931	1:09.352	22.238	26.474	20.640	81.938	73.989
10	15:15:46.450	1:10.519	22.916	27.130	20.473	81.839	74.647

(9) Martin McGEOUGH

1	15:04:47.126			28.034	21.499	81.540	73.022
2	15:05:59.347	1:12.221	23.721	27.501	20.999	81.343	73.664
3	15:07:09.955	1:10.608	22.869	27.108	20.631	83.054	74.152
4	15:08:26.584	1:16.629	25.317	29.629	21.683	78.950	74.813
5	15:09:55.412	1:28.828	25.479	39.018	24.331	45.343	74.647
6	15:11:05.618	1:10.206	22.652	27.033	20.521	81.938	74.564
7	15:12:16.912	1:11.294	23.153	26.965	21.176	82.341	74.564
8	15:13:27.442	1:10.530	23.101	26.823	20.606	82.139	74.897
9	15:14:37.720	1:10.278	22.368	27.103	20.807	80.368	73.907
10	15:15:47.157	1:09.437	22.423	26.569	20.445	82.951	74.399

(7) Jonny DREELAN

1	15:04:46.285			28.039	21.232	81.441	71.239
2	15:05:59.822	1:13.537	23.351	28.586	21.600	79.795	71.315
3	15:07:11.820	1:11.998	22.993	27.717	21.288	81.540	71.927
4	15:08:28.908	1:17.088	25.510	29.753	21.825	80.368	70.491
5	15:09:58.391	1:29.483	24.889	39.479	25.115	52.551	73.664
6	15:11:08.909	1:10.518	22.957	27.112	20.449	82.039	74.316
7	15:12:18.650	1:09.741	22.557	26.474	20.710	82.951	73.664
8	15:13:28.141	1:09.491	22.309	26.792	20.390	82.240	73.664
9	15:14:38.111	1:09.970	22.528	26.432	21.010	82.240	73.102
10	15:15:48.050	1:09.939	22.420	26.630	20.889	82.240	68.547

(26) William BLAKE

1	15:04:44.953			28.239	21.206	82.951	74.070
2	15:05:55.531	1:10.578	22.912	27.209	20.457	80.853	75.064
3	15:08:53.294	2:57.763	22.977	2.09.658	25.128	78.488	34.485
4	15:11:00.962	2:07.668	1:12.604	28.689	26.375	58.001	69.041

Clerk of the Course :

Orbits

Sig : Time :
Chief Timekeeper : Ian Sharp (SMART Timing)

Results available at www.smart-timing.co.uk and www.mylaps.com

Printed: 20/07/2015 17:43:49




Celtic Speed Mini Cooper Cup

Knockhill 1.267 miles

Race 11 - 2nd Race

19/07/2015 15:25

Race (10 Laps) started at 15:03:26



Competitors	Laps									
	1	2	3	4	5	6	7	8	9	10
Kenneth THIRLWALL (1)	1	1	1	1	1	1	1	1	1	1
Joe TANNER (3)	2	3	3	3	3	3	3	3	3	3
Kyle REID (20)	3	20	20	20	20	20	20	20	20	20
Shane STONEY (89)	4	89	89	89	89	89	89	89	89	89
Morgan MURRAY (11)	5	11	29	29	29	29	29	29	29	29
Chris REID (29)	6	29	8	8	8	8	8	8	70	70
Hannah CHAPMAN (8)	7	8	91	91	91	91	70	70	91	91
Reis ROBERTSON (47)	8	47	47	5	5	5	91	91	5	8
Robbie DALGLEISH (91)	9	91	5	70	70	70	5	5	6	5
Daniel DREELAN (6)	10	6	6	6	6	6	6	6	8	6
Des WHEATLEY (5)	11	5	26	47	47	47	30	30	30	30
William BLAKE (26)	12	26	70	30	30	30	47	47	47	47
Callum DRYBURGH (30)	13	30	98	98	98	98	98	87	87	87
Brandon WALSH (98)	14	98	30	87	87	87	87	74	74	74
Oliver MORTIMER (70)	15	70	87	9	9	9	9	98	98	98
Jonny DREELAN (7)	16	7	9	74	74	74	74	38	38	98
Paul BELL (87)	17	87	74	38	38	38	38	9	9	9
Martin McGEOUGH (9)	18	9	7	7	7	7	7	7	7	7
Ian WALSH (74)	19	74	38	26	26	26				
Scott FORBES (38)	20	38	11							
-	21									

Clerk of the Course :

Orbits

Sig : Time :
 Chief Timekeeper : Ian Sharp (SMART Timing)

Results available at www.smart-timing.co.uk and www.mylaps.com

Printed: 20/07/2015 17:44:17



SMRC Summer Raceday

Celtic Speed Mini Cooper Cup

Race 15 - 3rd Race

Race (9 Laps) started at 16:25:11

Knockhill 1.267 miles

19/07/2015 17:00

POLE POSITION

2	89 Shane STONEY
4	3 Joe TANNER
6	70 Oliver MORTIMER
8	8 Hannah CHAPMAN
10	6 Daniel DREELAN
12	47 Reis ROBERTSON
14	74 Ian WALSH
16	98 Brandon WALSH
18	7 Jonny DREELAN
20	11 Morgan MURRAY

1	29 Chris REID
3	20 Kyle REID
5	1 Kenneth THIRLWALL
7	91 Robbie DALGLEISH
9	5 Des WHEATLEY
11	30 Callum DRYBURGH
13	87 Paul BELL
15	38 Scott FORBES
17	9 Martin McGEOUGH
19	26 William BLAKE

1
2
3
4
5
6
7
8
9
10

Clerk of the Course :

Sig : Time :

Chief Timekeeper : Ian Sharp (SMART Timing)

Results available at www.smart-timing.co.uk and www.mylaps.com

Printed: 20/07/2015 17:45:40

Orbits



SMRC Summer Raceday

Celtic Speed Mini Cooper Cup

Knockhill 1.267 miles

Race 15 - 3rd Race

19/07/2015 17:00

Race (9 Laps) started at 16:25:11

21

27 Lewis CARTER

11

Clerk of the Course :

Orbits

Sig : Time :

Chief Timekeeper : Ian Sharp (SMART Timing)

Results available at www.smart-timing.co.uk and www.mylaps.com

Printed: 20/07/2015 17:45:40



SMRC Summer Raceday

Sorted on Laps

Scottish Saloons & Sportscars Championship

Knockhill 1.267 miles

Race 12 - 2nd Race

19/07/2015 15:50

Race (12 Laps) started at 15:25:50

Pos	No.	Name	Make/Model	CC	Class	Laps	Total Tm	Diff	Best Tm	In Lap	Best Speed
1	88	Ian DONALDSON	Mitsubishi Evo	2000	A1	12	11:45.992		57.045	2	79.952
2	8	Finlay CROCKER	Seat Leon Eurocup	2000	A2	12	11:53.729	7.737	58.362	3	78.147
3	51	Roddie PATERSON	Caterham	2300	A3	12	11:58.112	12.120	58.151	11	78.431
4	55	Fiona KINDNESS	Subaru Impreza	2350	A1	12	12:14.605	28.613	58.585	11	77.850
5	35	Andrew MACKIE	Mitsubishi Evo	2000	B1	12	12:27.288	41.296	1:01.068	7	74.685
6	99	John WILSON	Ford Focus RS	2500	B1	12	12:40.128	54.136	1:01.124	11	74.616
7	4	Mark DAWSON	VW Corrado	1900	B1	12	12:46.262	1:00.270	1:01.557	11	74.091
8	89	William ROBSON	Ford Focus RS	2500	B1	11	12:21.613	1 Lap	1:04.579	11	70.624
9	65	Andrew BELL	Caterham Supersport	1600	B2	10	11:48.720	2 Laps	1:06.956	10	68.117
10	33	Stephen HENDERSON	Sylva Riot	1800	A3	10	11:57.559	2 Laps	1:08.160	7	66.914
11	97	Oilly ROSS	Mazda MX5	1600	MX5	10	12:04.768	2 Laps	1:10.445	8	64.743
12	92	Michael KELLY	Mazda MX5	1600	MX5	10	12:13.065	2 Laps	1:11.143	10	64.108
13	34	Ian CREHAN	Mazda MX5	1600	MX5	10	12:53.547	2 Laps	1:13.530	9	62.027
14	93	David SMAIL	Mazda MX5	1600	MX5	10	13:06.841	2 Laps	1:13.835	6	61.771

Not classified

DNF	23	Brian MELDRUM	Seat Leon Sport	2000	B1	10	10:44.930	DNF	1:02.406	10	73.083
DNF	59	Gary WAIT	Ford Sierra Cosworth	2000	A2	9	9:42.370	DNF	1:01.714	3	73.903

Margin of Victory	Avg. Speed	Best Lap Tm	Best Speed	Best Lap by
7.737	77.522	57.045	79.952	88 - Ian DONALDSON

Clerk of the Course :

Orbits

Sig : Time :

Chief Timekeeper : Ian Sharp (SMART Timing)

www.mylaps.com

Results available at www.smart-timing.co.uk and www.mylaps.com

Licensed to: SMART Timing

Printed: 20/07/2015 18:30:50

SMRC Summer Raceday

Scottish Saloons & Sportscars Championship

Knockhill 1.267 miles

Race 12 - 2nd Race

19/07/2015 15:50

Race (12 Laps) started at 15:25:50

Lap	Time of Day	Lap Tm	S1	S2	S3	S3Spd	SFSpd	Lap	Time of Day	Lap Tm	S1	S2	S3	S3Spd	SFSpd
(92) Michael KELLY															
1	15:27:10.652			28.618	22.158	79.795	74.730								
2	15:28:26.240	1:15.588	24.671	29.556	21.361	80.081	75.148								
3	15:29:40.145	1:13.905	24.147	28.037	21.721	81.839	75.064								
4	15:30:53.521	1:13.376	23.640	28.231	21.505	78.765	74.481								
5	15:32:06.228	1:12.707	23.364	28.041	21.302	80.950	74.813								
6	15:33:17.972	1:11.744	23.142	27.603	20.999	81.739	75.064								
7	15:34:29.771	1:11.799	23.301	27.452	21.046	82.849	75.572								
8	15:35:41.177	1:11.406	22.693	26.824	21.889	82.645	75.317								
9	15:36:52.609	1:11.432	23.899	26.909	20.624	82.849	76.694								
10	15:38:03.752	1:11.143	22.832	27.313	20.998	82.951	75.572								
(34) Ian CREHAN															
1	15:27:20.741			31.773	23.438	75.828	70.196								
2	15:28:38.343	1:17.602	24.812	30.021	22.769	77.851	71.239								
3	15:29:55.146	1:16.803	24.170	29.518	23.115	76.870	71.089								
4	15:31:13.799	1:18.653	24.219	29.014	25.420	70.270	69.254								
5	15:32:30.451	1:16.652	25.592	28.972	22.088	79.417	72.236								
6	15:33:45.074	1:14.623	23.534	28.693	22.396	78.214	71.467								
7	15:35:00.832	1:15.758	24.406	29.533	21.819	78.765	71.620								
8	15:36:14.771	1:13.939	23.659	28.633	21.647	79.043	72.706								
9	15:37:28.301	1:13.530	23.562	28.117	21.851	79.230	70.938								
10	15:38:44.234	1:15.933	24.136	28.839	22.958	79.230	71.164								
(93) David SMAIL															
1	15:27:17.572			31.595	24.439	74.316	68.407								
2	15:28:34.195	1:16.623	24.876	29.541	22.206	79.136	68.617								
3	15:29:50.456	1:16.261	24.711	29.654	21.896	78.488	70.938								
4	15:31:07.047	1:16.591	25.748	29.240	21.603	79.511	72.785								
5	15:32:24.122	1:17.075	24.287	30.807	21.981	76.086	73.102								
6	15:33:37.957	1:13.835	23.911	28.574	21.350	80.081	72.627								
7	15:34:53.725	1:15.768	24.429	29.896	21.443	76.782	72.785								
8	15:36:09.336	1:15.611	25.769	28.220	21.622	79.795	71.773								
9	15:37:23.623	1:14.287	23.848	28.697	21.742	79.985	68.407								
10	15:38:57.528	1:33.905	26.494	33.239	34.172	60.349	24.323								
(23) Brian MELDRUM															
1	15:27:01.688			25.148	19.052	104.366	94.919								
2	15:28:06.881	1:05.193	21.372	25.295	18.526	102.298	96.281								
3	15:29:13.605	1:06.724	21.918	26.351	18.455	102.142	94.919								
4	15:30:16.849	1:03.244	20.566	24.640	18.038	101.987	94.518								
5	15:31:20.618	1:03.769	20.709	24.777	18.283	101.371	92.947								
6	15:32:24.022	1:03.404	20.398	24.539	18.467	101.066	92.181								
7	15:33:27.410	1:03.388	20.247	24.637	18.504	101.218	92.562								
8	15:34:30.117	1:02.707	19.954	24.487	18.266	101.066	93.335								
9	15:35:33.211	1:03.094	20.113	24.441	18.540	100.460	92.562								
10	15:36:35.617	1:02.406	20.030	24.175	18.201	101.524	91.928								
(59) Gary WAIT															
1	15:27:01.594				18.768		96.143								
2	15:28:03.629	1:02.035	20.030	23.559	18.446		94.785								
3	15:29:05.343	1:01.714	19.524	23.403	18.787		91.055								
4	15:30:08.743	1:03.400	20.176	24.356	18.868	106.351	97.117								
5	15:31:11.566	1:02.823			19.909	109.118	82.747								
6	15:32:16.296	1:04.730		25.119	18.775	103.084	97.257								
7	15:33:18.351	1:02.055	19.577	23.798	18.680	107.201	97.257								
8	15:34:20.416	1:02.065	19.708	23.626	18.731	108.764	94.651								
9	15:35:33.057	1:12.641	20.555	25.663	26.423	85.596	34.952								

Clerk of the Course :

Orbits

Sig : Time :

Chief Timekeeper : Ian Sharp (SMART Timing)

Results available at www.smart-timing.co.uk and www.mylaps.com

www.mylaps.com

Licensed to: SMART Timing


Scottish Saloons & Sportscars Championship

Knockhill 1.267 miles

Race 12 - 2nd Race

19/07/2015 15:50

Race (12 Laps) started at 15:25:50



Competitors	Laps												
	1	2	3	4	5	6	7	8	9	10	11	12	
Ian DONALDSON (88)	1	88	88	88	88	88	88	88	88	88	88	88	88
Roddie PATERSON (51)	2	51	8	8	8	8	8	8	8	8	8	8	8
Finlay CROCKER (8)	3	8	51	51	51	51	51	51	51	51	51	51	51
Andrew MACKIE (35)	4	35	35	35	35	35	35	55	55	55	55	55	55
John WILSON (99)	5	99	59	59	55	55	55	35	35	35	35	35	35
Gary WAIT (59)	6	59	99	55	59	59	59	59	59	99	99	99	99
Brian MELDRUM (23)	7	23	4	99	99	99	99	99	99	4	4	4	4
Mark DAWSON (4)	8	4	55	4	4	4	4	4	4	59	23	89	
Fiona KINDNESS (55)	9	55	23	23	23	23	23	23	23	23	89		
Olly ROSS (97)	10	97	97	89	89	89	89	89	89	89	65		
Michael KELLY (92)	11	92	89	97	97	33	33	33	33	65	33		
William ROBSON (89)	12	89	92	33	33	65	65	65	65	33	97		
Stephen HENDERSON (33)	13	33	33	65	65	97	97	97	97	97	92		
Andrew BELL (65)	14	65	65	92	92	92	92	92	92	92	34		
David SMAIL (93)	15	93	93	93	93	93	93	93	93	93	93		
Ian CREHAN (34)	16	34	34	34	34	34	34	34	34	34	34		

SMRC Summer Raceday

Sorted on Laps

Scottish Legends Championship

Knockhill 1.267 miles

Race 131- Heat 2

19/07/2015 16:15

Race (8 Laps) started at 15:46:34

Pos	No.	Name	Make/Model	CC	Class Code	Laps	Total Tm	Diff	Best Tm	In Lap	Best Speed
1	1	John PATERSON	Ford Coupe	1250	L	8	8:25.206		1:01.988	7	73.576
2	6	David HUNTER	Ford Coupe	1250	L	8	8:29.222	4.016	1:01.843	4	73.749
3	26	Scott HYNDS	Ford Coupe	1250	LT	8	8:30.261	5.055	1:02.087	7	73.459
4	7	Alan FREELAND	Ford Coupe	1250	LT	8	8:30.425	5.219	1:02.010	7	73.550
5	31	Daniel McKAY	Chevy Sedan	1250	LT	8	8:30.433	5.227	1:01.961	6	73.608
6	52	Stewart BLACK	Ford Coupe	1250	L	8	8:34.190	8.984	1:02.154	6	73.380
7	2	Steven McGILL	Ford Coupe	1250	L	8	8:34.506	9.300	1:02.167	6	73.364
8	17	Billy WAIT	Ford Coupe	1250	L	8	8:43.788	18.582	1:02.636	6	72.815
9	38	Pino PALAZZO	Ford Coupe	1250	LT	8	8:50.542	25.336	1:03.667	5	71.636
10	69	Gerard McCOSH	Ford Coupe	1250	L	8	8:51.640	26.434	1:03.737	5	71.557
11	3	Ian McLEISH	Ford Coupe	1250	L R	8	8:52.035	26.829	1:03.596	6	71.716
12	58	Mark CUMMING	Ford Coupe	1250	L R	8	8:55.015	29.809	1:03.456	6	71.874
13	37	Ivor GREENWOOD	Ford Coupe	1250	L	8	9:02.193	36.987	1:04.806	4	70.377
14	18	Gary LYNCH	Ford Coupe	1250	L	8	9:13.725	48.519	1:05.201	5	69.950
15	16	John BUSHBY	Chevy Sedan	1250	L	8	9:15.422	50.216	1:06.391	6	68.697
16	5	John NEILL	Ford Coupe	1250	LT R	8	9:28.803	1:03.597	1:08.578	7	66.506
Not classified											
DNF	4	David NEWALL	Ford Coupe	1250	LT	5	5:38.389	DNF	1:02.918	2	72.489
DNF	68	Will NEAL	Ford Coupe	1250	L R	2	2:53.960	DNF	1:17.216	1	59.066
DNF	83	Grant SMITH	Chevy Sedan	1250	L R	2	2:56.042	DNF	1:12.873	1	62.586

Margin of Victory	Avg. Speed	Best Lap Tm	Best Speed	Best Lap by
4.016	72.221	1:01.843	73.749	6 - David HUNTER

Clerk of the Course :

Orbits

Sig : Time :

Chief Timekeeper : Ian Sharp (SMART Timing)

www.mylaps.com

Results available at www.smart-timing.co.uk and www.mylaps.com

Licensed to: SMART Timing

Printed: 20/07/2015 18:26:07

SMRC Summer Raceday

Scottish Legends Championship

Knockhill 1.267 miles

Race 131- Heat 2

19/07/2015 16:15

Race (8 Laps) started at 15:46:34

Lap	Time of Day	Lap Tm	S1	S2	S3	S3Spd	SFSpd	Lap	Time of Day	Lap Tm	S1	S2	S3	S3Spd	SFSpd
7	15:54:37.663	1:07.881	21.148	25.766	20.967	87.608	82.645								
8	15:55:49.736	1:12.073	21.250	25.427	25.396	89.002	83.989								

(5) John NEILL

1	15:47:55.100	1:16.038	27.057	28.220	20.761	86.814	85.054
2	15:49:08.575	1:13.475	22.472	29.942	21.061	82.240	85.162
3	15:50:18.647	1:10.072	22.498	27.206	20.368	89.239	85.270
4	15:51:27.597	1:08.950	21.812	26.690	20.448	90.686	83.675
5	15:52:36.303	1:08.706	21.815	26.588	20.303	90.198	85.270
6	15:53:44.895	1:08.592	21.492	26.806	20.294	88.767	84.839
7	15:54:53.473	1:08.578	21.748	26.439	20.391	89.957	85.054
8	15:56:03.117	1:09.644	22.188	26.838	20.618	88.532	83.571

(4) David NEWALL

1	15:47:44.933	1:09.151	25.663	24.450	19.038	97.540	89.957
2	15:48:47.851	1:02.918	20.411	23.533	18.974	95.323	88.884
3	15:49:53.988	1:06.137	20.514	24.058	21.565	97.399	71.315
4	15:51:01.003	1:07.015	22.864	24.049	20.102	95.053	83.467
5	15:52:12.703	1:11.700	21.836	25.542	24.322	85.054	33.354

(68) Will NEAL

1	15:47:53.448	1:17.216	26.747	27.398	23.071	91.427	45.807
2	15:49:28.274	1:34.826	34.220	29.159	31.447	58.354	27.526

(83) Grant SMITH

1	15:47:50.182	1:12.873	26.048	26.906	19.919	91.427	86.146
2	15:49:30.356	1:40.174	21.136	46.302	32.736	54.692	26.275

Clerk of the Course :

Orbits

Sig : Time :

Chief Timekeeper : Ian Sharp (SMART Timing)

Results available at www.smart-timing.co.uk and www.mylaps.com

www.mylaps.com

Licensed to: SMART Timing


Scottish Legends Championship

Knockhill 1.267 miles

Race 131- Heat 2

19/07/2015 16:15

Race (8 Laps) started at 15:46:34



Competitors	Laps									
	0	1	2	3	4	5	6	7	8	
Steven McGILL (2)	1	2	1	1	1	1	1	1	1	1
Scott HYNDS (26)	2	26	26	26	7	6	6	6	6	6
John PATERSON (1)	3	1	7	7	6	7	31	31	31	26
David HUNTER (6)	4	6	6	6	31	31	7	7	7	7
Daniel McKAY (31)	5	31	2	4	2	26	26	26	26	31
Alan FREELAND (7)	6	7	4	2	26	2	2	2	2	52
David NEWALL (4)	7	4	31	31	52	52	52	52	52	2
Stewart BLACK (52)	8	52	52	52	4	4	17	17	17	17
Will NEAL (68)	9	68	37	17	17	17	38	38	38	38
John BUSHBY (16)	10	16	17	38	38	38	69	69	69	69
Ivor GREENWOOD (37)	11	37	83	69	69	69	4	3	3	3
Billy WAIT (17)	12	17	38	3	3	3	3	58	58	58
Grant SMITH (83)	13	83	69	58	58	58	58	37	37	37
Pino PALAZZO (38)	14	38	3	16	16	37	37	18	16	18
Ian McLEISH (3)	15	3	16	18	37	18	18	16	18	16
Mark CUMMING (58)	16	58	68	37	18	16	16	5	5	5
Gerard McCOSH (69)	17	69	58	5	5	5	5			
John NEILL (5)	18	5	18	68						
Gary LYNCH (18)	19	18	5	83						

SMRC Summer Raceday

Sorted on Laps

Scottish BMW Compact Cup

Knockhill 1.267 miles

Race 14 - 3rd Race (Groups A & C) - Provisional

19/07/2015 16:35

Race (12 Laps) started at 16:03:14

Pos	No.	Name	Make/Model	CC	Class Code	Laps	Total Tm	Diff	Best Tm	In Lap	Best Speed
1	85	Gary CLARK	BMW Compact	1900	BMWCN	10	10:56.353		1:04.203	10	71.038
2	97	Greig SUTHERLAND	BMW Compact	1900	BMWCN	10	10:57.302	0.949	1:04.329	10	70.899
3	23	David McNAUGHTON	BMW Compact	1900	BMWCC	10	11:07.828	11.475	1:04.864	9	70.314
4	72	Cliff HARPER	BMW Compact	1900	BMWCC	10	11:08.033	11.680	1:04.908	9	70.266
5	75	Michael COURTS	BMW Compact	1900	BMWCN	10	11:12.056	15.703	1:04.187	9	71.056
6	8	Derek KINGHORN	BMW Compact	1900	BMWCN	10	11:12.123	15.770	1:05.434	9	69.701
7	40	Steven GOLDIE	BMW Compact	1900	BMWCN	10	11:15.728	19.375	1:05.467	9	69.666
8	84	Robert MARSHALL	BMW Compact	1900	BMWCN	10	11:16.557	20.204	1:04.991	9	70.176
9	69	Stephen RUSSELL	BMW Compact	1900	BMWCC	10	11:16.579	20.226	1:05.789	5	69.325
10	87	Andrew WINCHESTER	BMW Compact	1900	BMWCC	10	11:17.562	21.209	1:05.383	9	69.756
11	83	David NOBLE	BMW Compact	1900	BMWCC	10	11:20.029	23.676	1:05.757	9	69.359
12	7	Steven KING	BMW Compact	1900	BMWCN	10	11:20.171	23.818	1:05.687	9	69.433
13	78	James LESLIE	BMW Compact	1900	BMWCN	10	11:20.714	24.361	1:05.862	9	69.248
14	98	Mike CONNON	BMW Compact	1900	Guest	10	11:26.895	30.542	1:06.421	8	68.666
15	44	Ryan STIRLING	BMW Compact	1900	BMWCC	10	11:27.151	30.798	1:05.597	7	69.528
16	63	Graham ROBERTSON	BMW Compact	1900	BMWCN	10	11:29.947	33.594	1:05.704	9	69.415
17	21	Zack RUNCIE	BMW Compact	1900	BMWCC	10	11:30.600	34.247	1:06.013	8	69.090
18	68	Donald MacCOLL	BMW Compact	1900	BMWCN	10	11:31.157	34.804	1:06.230	8	68.864
19	5	Colin GILLIESPIE	BMW Compact	1900	BMWCN	10	11:41.228	44.875	1:07.909	8	67.161
20	67	Wendy NEWTON	BMW Compact	1900	BMWCN	9	11:42.020	1 Lap	1:14.436	5	61.272
Not classified											
DNF	61	Nick RUNCIE	BMW Compact	1900	BMWCC	10	11:10.589	DNF	1:04.786	9	70.399
DNF	45	Calum KING	BMW Compact	1900	BMWCN	10	11:10.755	DNF	1:05.242	10	69.907
DNS	17	Duncan GRANT	BMW Compact	1900	BMWCN			DNS		0	-

Announcements

Results remain PROVISIONAL pending completion of any Judicial or Technical Procedures.

RED FLAG after Leader completed 11 Laps - Result declared at 10 Laps.

Car No's 45 & 61 not classified - Not running at time of Red Flag.

Margin of Victory	Avg. Speed	Best Lap Tm	Best Speed	Best Lap by
0.949	69.488	1:04.187	71.056	75 - Michael COURTS

Clerk of the Course :

Orbits

Sig : Time :

Chief Timekeeper : Ian Sharp (SMART Timing)

www.mylaps.com

Results available at www.smart-timing.co.uk and www.mylaps.com

Licensed to: SMART Timing

Printed: 20/07/2015 18:07:58


Scottish BMW Compact Cup

Knockhill 1.267 miles

Race 14 - 3rd Race (Groups A & C) - Provisional

19/07/2015 16:35

Race (12 Laps) started at 16:03:14



Competitors	Laps									
	1	2	3	4	5	6	7	8	9	10
Gary CLARK (85)	1	85	85	85	85	85	85	85	85	85
Greig SUTHERLAND (97)	2	97	97	97	97	97	97	97	97	97
Andrew WINCHESTER (87)	3	87	87	87	87	87	23	23	23	23
Cliff HARPER (72)	4	72	72	72	72	72	72	72	72	72
Nick RUNCIE (61)	5	61	61	61	61	23	23	61	61	61
Derek KINGHORN (8)	6	8	23	23	23	61	61	45	45	45
David McNAUGHTON (23)	7	23	8	45	45	45	45	8	8	8
Calum KING (45)	8	45	45	8	8	8	8	69	75	75
Stephen RUSSELL (69)	9	69	69	69	69	69	75	69	40	40
David NOBLE (83)	10	83	83	83	40	40	40	40	69	84
Steven KING (7)	11	7	40	40	83	83	75	84	84	84
Steven GOLDIE (40)	12	40	7	7	7	75	84	87	87	87
James LESLIE (78)	13	78	78	78	75	84	83	83	83	83
Michael COURTS (75)	14	75	75	75	84	7	7	7	7	7
Robert MARSHALL (84)	15	84	84	84	78	78	78	78	78	78
Mike CONNOR (98)	16	98	98	98	98	98	98	98	98	98
Donald MacCOLL (68)	17	68	68	68	68	68	44	44	44	44
Zack RUNCIE (21)	18	21	21	21	63	63	63	63	63	63
Ryan STIRLING (44)	19	44	44	63	21	44	68	21	21	21
Graham ROBERTSON (63)	20	63	63	44	44	21	21	68	68	68
Colin GILLIESPIE (5)	21	5	5	5	5	5	5	5	5	5
Wendy NEWTON (67)	22	67	67	67	67	67	67	67	67	67
-	23									

Clerk of the Course :

Orbits

Sig : Time :
 Chief Timekeeper : Ian Sharp (SMART Timing)

Results available at www.smart-timing.co.uk and www.mylaps.com

Printed: 20/07/2015 17:55:01



SMRC Summer Raceday

Sorted on Laps

Celtic Speed Mini Cooper Cup

Knockhill 1.267 miles

Race 15 - 3rd Race - AMENDED RESULT

19/07/2015 17:00

Race (9 Laps) started at 16:25:11

Pos	No.	Name	Make/Model	CC	Class Code	Laps	Total Tm	Diff	Best Tm	In Lap	Best Speed
1	20	Kyle REID	Mini Cooper	1600	SM	9	9:40.696		1:03.681	8	71.620
2	29	Chris REID	Mini Cooper	1600	SM	9	9:41.479	0.783	1:03.767	5	71.524
3	3	Joe TANNER	Mini Cooper	1600	SM	9	9:44.010	3.314	1:03.336	6	72.010
4	89	Shane STONEY	Mini Cooper	1600	SM	9	9:44.312	3.616	1:03.885	6	71.391
5	70	Oliver MORTIMER	Mini Cooper	1600	SM	9	9:45.351	4.655	1:03.510	7	71.813
6	1	Kenneth THIRLWALL	Mini Cooper	1600	SM	9	9:46.555	5.859	1:02.998	8	72.397
7	47	Reis ROBERTSON	Mini Cooper	1600	SMN	9	9:47.368	6.672	1:04.029	5	71.231
8	91	Robbie DALGLEISH	Mini Cooper	1600	SMN	9	9:49.077	8.381	1:04.013	8	71.249
9	6	Daniel DREELAN	Mini Cooper	1600	SM	9	9:49.846	9.150	1:04.069	5	71.186
10	5	Des WHEATLEY	Mini Cooper	1600	SM	9	9:53.149	12.453	1:04.092	8	71.161
11	87	Paul BELL	Mini Cooper	1600	SM	9	9:55.230	14.534	1:04.384	8	70.838
12	38	Scott FORBES	Mini Cooper	1600	SM	9	9:56.190	15.494	1:04.260	9	70.975
13	98	Brandon WALSH	Mini Cooper	1600	SMN	9	9:59.230	18.534	1:04.974	6	70.195
14	74	Ian WALSH	Mini Cooper	1600	SMN	9	9:59.232	18.536	1:04.932	4	70.240
15	8	Hannah CHAPMAN	Mini Cooper	1600	SM L	9	10:02.409	21.713	1:04.235	5	71.002
16	11	Morgan MURRAY	Mini Cooper	1600	SMN	9	10:07.547	26.851	1:04.683	4	70.511
17	26	William BLAKE	Mini Cooper	1600	SMN	9	10:11.512	30.816	1:05.441	6	69.694
18	9	Martin McGEOUGH	Mini Cooper	1600	SMN	9	10:12.603	31.907	1:05.884	6	69.225
19	30	Callum DRYBURGH	Mini Cooper	1600	SM	9	10:35.475	54.779	1:05.815	2	69.298
20	7	Jonny DREELAN	Mini Cooper	1600	SMN	9	10:38.608	57.912	1:05.924	7	69.183

Not classified

DNS	27	Lewis CARTER	Mini Cooper	1600	SM			DNS		0	-
-----	----	--------------	-------------	------	----	--	--	-----	--	---	---

Announcements

17:01 AMENDED RESULT - Car No.1 Racetime includes 5 second time penalty - Gaining unfair advantage.

Margin of Victory	Avg. Speed	Best Lap Tm	Best Speed	Best Lap by
0.783	70.687	1:02.998	72.397	1 - Kenneth THIRLWALL

Clerk of the Course :

Orbits

Sig : Time :

Chief Timekeeper : Ian Sharp (SMART Timing)

www.mylaps.com

Results available at www.smart-timing.co.uk and www.mylaps.com

Licensed to: SMART Timing

Printed: 20/07/2015 18:07:04

SMRC Summer Raceday

Celtic Speed Mini Cooper Cup

Knockhill 1.267 miles

Race 15 - 3rd Race - AMENDED RESULT

19/07/2015 17:00

Race (9 Laps) started at 16:25:11

Lap	Time of Day	Lap Tm	S1	S2	S3	S3Spd	SFSpd
4	16:29:43.148	1:04.932	21.062	24.047	19.823	86.368	74.152
5	16:30:48.967	1:05.819	21.718	24.260	19.841	86.368	74.730
6	16:31:54.002	1:05.035	20.812	24.215	20.008	86.702	74.234
7	16:33:00.311	1:06.309	20.855	24.182	21.272	84.625	73.262
8	16:34:05.751	1:05.440	21.217	24.352	19.871	85.925	74.564
9	16:35:10.821	1:05.070	20.686	24.395	19.989	85.487	73.262

(8) Hannah CHAPMAN

1	16:26:23.763			24.613	19.904	86.927	75.572
2	16:27:29.658	1:05.895	21.237	24.426	20.232	85.379	74.481
3	16:28:42.099	1:12.441	21.650	24.174	26.617	86.590	57.210
4	16:29:51.141	1:09.042	23.245	25.766	20.031	85.925	74.813
5	16:30:55.376	1:04.235	20.909	23.969	19.357	86.590	76.086
6	16:32:00.546	1:05.170	20.766	24.053	20.351	86.479	75.572
7	16:33:05.019	1:04.473	20.935	24.023	19.515	86.368	76.000
8	16:34:09.471	1:04.452	20.855	24.210	19.387	86.590	76.086
9	16:35:13.998	1:04.527	20.960	24.212	19.355	85.706	75.742

(11) Morgan MURRAY

1	16:26:27.118		27.847	25.821	19.846	86.590	76.000
2	16:27:32.366	1:05.248	21.007	24.053	20.188	86.702	75.317
3	16:28:37.807	1:05.441	21.018	23.795	20.628	88.183	72.470
4	16:29:42.490	1:04.683	20.781	24.011	19.891	88.183	74.647
5	16:30:48.031	1:05.541	21.921	23.993	19.627	87.722	75.742
6	16:31:52.733	1:04.702	21.343	24.037	19.322	87.153	76.519
7	16:33:05.445	1:12.712	20.591	23.651	28.470	87.153	69.758
8	16:34:12.568	1:07.123	22.172	24.688	20.263	84.518	72.627
9	16:35:19.136	1:06.568	21.383	24.773	20.412	81.441	71.543

(26) William BLAKE

1	16:26:30.139		28.544	27.407	20.185	82.341	75.317
2	16:27:37.217	1:07.078	21.521	25.134	20.423	85.706	74.152
3	16:28:44.553	1:07.336	21.510	24.890	20.936	86.368	74.152
4	16:29:52.758	1:08.205	21.711	26.313	20.181	85.379	75.402
5	16:30:58.784	1:06.026	21.160	24.775	20.091	85.054	75.657
6	16:32:04.225	1:05.441	21.237	24.211	19.993	84.732	74.647
7	16:33:10.456	1:06.231	21.476	24.310	20.445	85.379	73.745
8	16:34:16.784	1:06.328	21.883	24.320	20.125	85.487	74.897
9	16:35:23.101	1:06.317	21.144	24.910	20.263	81.938	74.316

(9) Martin McGEOUGH

1	16:26:29.482			26.976	20.301	83.780	74.152
2	16:27:37.782	1:08.300	21.974	25.180	21.146	86.146	73.102
3	16:28:44.130	1:06.348	21.655	24.656	20.037	85.925	74.647
4	16:29:52.369	1:08.239	21.861	25.844	20.534	85.054	73.342
5	16:30:58.402	1:06.033	21.327	24.606	20.100	86.257	75.064
6	16:32:04.286	1:05.884	21.181	24.246	20.457	86.702	73.826
7	16:33:10.466	1:06.180	21.874	24.173	20.133	87.494	73.826
8	16:34:16.400	1:05.934	21.567	24.398	19.969	85.706	74.981
9	16:35:24.192	1:07.792	21.302	25.212	21.278	83.885	72.864

(30) Callum DRYBURGH

1	16:26:24.454			24.888	20.033	84.412	74.070
2	16:27:30.269	1:05.815	21.436	24.304	20.075	83.780	73.745
3	16:28:38.274	1:08.005	21.352	24.364	22.289	84.839	65.471
4	16:29:52.924	1:14.650	25.991	26.604	22.055	78.305	66.181
5	16:31:04.271	1:11.347	23.364	26.967	21.016	78.580	69.326
6	16:32:15.688	1:11.417	23.526	26.971	20.920	78.397	69.904
7	16:33:25.708	1:10.020	22.993	26.332	20.695	79.795	70.938
8	16:34:36.730	1:11.022	23.419	26.716	20.887	76.519	71.391
9	16:35:47.064	1:10.334	23.104	26.484	20.746	80.368	71.239

(7) Jonny DREELAN

1	16:26:29.084			27.211	20.436	83.571	73.342
2	16:27:36.536	1:07.452	22.116	25.179	20.157	83.989	73.102
3	16:28:43.159	1:06.623	21.928	24.747	19.948	84.732	73.907
4	16:30:18.288	1:35.129	22.046	53.149	19.934	82.849	73.907
5	16:31:24.873	1:06.585	21.470	25.101	20.014	83.885	73.745
6	16:32:32.094	1:07.221	21.894	25.297	20.030	83.989	73.907
7	16:33:38.018	1:05.924	21.207	24.840	19.877	84.306	74.316
8	16:34:44.103	1:06.085	21.654	24.720	19.711	84.200	74.647
9	16:35:50.197	1:06.094	21.616	24.767	19.711	84.946	74.564

Clerk of the Course :

Orbits

Sig : Time :
Chief Timekeeper : Ian Sharp (SMART Timing)

Results available at www.smart-timing.co.uk and www.mylaps.com

Printed: 20/07/2015 17:46:47




Celtic Speed Mini Cooper Cup

Knockhill 1.267 miles

Race 15 - 3rd Race - AMENDED RESULT

19/07/2015 17:00

Race (9 Laps) started at 16:25:11



Competitors	Laps								
	1	2	3	4	5	6	7	8	9
Chris REID (29)	1	29	29	29	29	29	20	20	20
Kyle REID (20)	2	20	20	20	20	20	29	29	29
Shane STONEY (89)	3	89	89	89	89	89	1	1	1
Joe TANNER (3)	4	3	70	70	70	1	1	89	89
Kenneth THIRLWALL (1)	5	1	1	1	1	3	3	3	89
Oliver MORTIMER (70)	6	70	3	3	3	70	70	70	70
Des WHEATLEY (5)	7	5	91	91	91	91	47	47	47
Robbie DALGLEISH (91)	8	91	6	6	47	47	91	91	91
Daniel DREELAN (6)	9	6	47	47	6	6	6	6	6
Hannah CHAPMAN (8)	10	8	8	5	5	5	5	5	5
Callum DRYBURGH (30)	11	30	30	87	87	87	87	87	87
Reis ROBERTSON (47)	12	47	5	98	11	11	11	38	38
Ian WALSH (74)	13	74	74	38	38	38	74	98	98
Brandon WALSH (98)	14	98	98	11	74	74	38	74	74
Paul BELL (87)	15	87	87	74	98	98	98	8	8
Scott FORBES (38)	16	38	38	30	8	8	8	11	11
Morgan MURRAY (11)	17	11	11	8	9	9	26	26	9
Jonny DREELAN (7)	18	7	7	7	26	26	9	9	26
Martin McGEOUGH (9)	19	9	26	9	30	30	30	30	30
William BLAKE (26)	20	26	9	26	7	7	7	7	7
-	21								

Clerk of the Course :

Orbits

Sig : Time :
 Chief Timekeeper : Ian Sharp (SMART Timing)

Results available at www.smart-timing.co.uk and www.mylaps.com

Printed: 20/07/2015 17:47:33



SMRC Summer Raceday

Sorted on Laps

Scottish Classics Championship

Knockhill 1.267 miles

Race 16 - 2nd Race

19/07/2015 17:20

Race (12 Laps) started at 16:44:58

Pos	No.	Name	Make/Model	CC	Class	Laps	Total Tm	Diff	Best Tm	In Lap	Best Speed
1	88	Shonny PATERSON	Triumph TR8	3900	CE	12	12:45.798		1:00.540	3	75.336
2	39	Harry SIMPSON	Ginetta G4R	1851	CG	12	12:56.791	10.993	1:00.837	4	74.968
3	47	Keiron BAILLIE	Lotus 7	1558	CG	12	12:58.993	13.195	1:00.085	3	75.906
4	4	Stan BERNARD	Porsche 911	2994	CD	12	13:15.565	29.767	1:04.516	2	70.693
5	49	Raymond BOYD	Porsche 911	2998	CD	12	13:16.428	30.630	1:01.985	3	73.580
6	32	Alasdair COATES	Ford Mustang	4802	CE	12	13:29.368	43.570	1:05.055	3	70.107
7	50	Matthew GORDON	TVR 3000M	3000	CD	12	13:45.477	59.679	1:05.220	2	69.930
8	14	Mike STEWART	Marcos GT	1760	CB	12	13:55.479	1:09.681	1:04.771	2	70.415
9	29	Richard MERRELL	Alfa Giulia GT	1985	CC	11	12:52.346	1 Lap	1:05.656	3	69.466
10	41	Grant ALLAN	Porsche 911	2994	CD	11	12:53.481	1 Lap	1:07.516	2	67.552
11	17	Ian DALTRY	Alfasud TI	1490	CA	11	13:07.775	1 Lap	1:08.761	3	66.329
12	35	Ian BLACKLIN	Ford Capri	3000	CD	11	13:18.515	1 Lap	1:09.166	3	65.940
13	81	James BRAID	Alfa Romeo Junior GT	1982	CC	11	13:23.023	1 Lap	1:09.173	3	65.934
14	54	Howard GORDON	MG Midget	1380	CA	11	13:52.827	1 Lap	1:09.155	3	65.951
15	85	James DRUMMOND-BONE	Alfa Romeo Giulia Sprint	2000	CC	10	12:48.713	2 Laps	1:13.869	3	61.742

Not classified

DNS	27	Mario FERRARI	Ferrari 308GTB	3100	CD			DNS		0	-
DNS	57	Bruce MITCHELL	Lotus Europa TC	1800	CG			DNS		0	-

Margin of Victory	Avg. Speed	Best Lap Tm	Best Speed	Best Lap by
10.993	71.468	1:00.085	75.906	47 - Keiron BAILLIE

Clerk of the Course :

Orbits

Sig : Time :

Chief Timekeeper : Ian Sharp (SMART Timing)

www.mylaps.com

Results available at www.smart-timing.co.uk and www.mylaps.com

Licensed to: SMART Timing

Printed: 20/07/2015 18:14:03

SMRC Summer Raceday

Scottish Classics Championship

Knockhill 1.267 miles

Race 16 - 2nd Race

19/07/2015 17:20

Race (12 Laps) started at 16:44:58

Lap	Time of Day	Lap Tm	S1	S2	S3	S3Spd	SFSpd	Lap	Time of Day	Lap Tm	S1	S2	S3	S3Spd	SFSpd
9	16:55:42.584	1:11.324	23.480	27.248	20.596	87.837	78.123								
10	16:56:54.414	1:11.830	23.546	27.398	20.886	88.299	78.397								
11	16:58:05.907	1:11.493	23.821	26.885	20.787	84.412	77.851								

(35) Ian BLACKLIN

1	16:46:17.474			27.195	21.661	86.479	76.000
2	16:47:29.005	1:11.531	23.951	27.245	20.335	87.608	75.317
3	16:48:38.171	1:09.166	22.545	25.941	20.680	87.837	76.432
4	16:49:48.790	1:10.619	22.457	26.844	21.318	85.596	76.172
5	16:51:01.427	1:12.637	24.013	27.434	21.190	86.479	76.086
6	16:52:13.634	1:12.207	23.350	27.615	21.242	85.270	76.086
7	16:53:26.304	1:12.670	23.868	27.795	21.007	85.162	76.259
8	16:54:37.621	1:11.317	23.334	27.248	20.735	86.257	76.958
9	16:55:50.612	1:12.991	23.422	28.355	21.214	86.035	75.487
10	16:57:03.156	1:12.544	23.850	27.533	21.161	86.257	75.828
11	16:58:16.647	1:13.491	23.783	27.943	21.765	85.270	74.316

(81) James BRAID

1	16:46:18.586			27.746	20.738	89.002	80.081
2	16:47:29.313	1:10.727	23.961	26.563	20.203	90.442	81.146
3	16:48:38.486	1:09.173	22.954	25.687	20.532	91.427	80.658
4	16:49:50.126	1:11.640	23.358	27.391	20.891	88.299	81.540
5	16:51:02.815	1:12.689	24.095	27.771	20.823	88.532	80.950
6	16:52:15.396	1:12.581	23.878	27.952	20.751	88.183	81.244
7	16:53:28.231	1:12.835	23.686	28.512	20.637	87.837	81.244
8	16:54:41.203	1:12.972	23.771	27.915	21.286	88.532	81.048
9	16:55:53.610	1:12.407	23.917	27.856	20.634	88.649	81.048
10	16:57:05.917	1:12.307	23.705	27.981	20.621	88.068	81.244
11	16:58:21.155	1:15.238	25.640	28.482	21.116	88.068	79.323

(54) Howard GORDON

1	16:46:16.710			26.936	20.540	87.494	77.761
2	16:47:26.140	1:09.430	22.904	25.964	20.562	89.716	76.519
3	16:48:35.295	1:09.155	22.869	26.186	20.100	89.716	77.761
4	16:49:46.224	1:10.929	23.160	27.284	20.485	87.722	77.851
5	16:51:16.670	1:30.446	39.718	29.191	21.537	85.054	77.491
6	16:52:31.074	1:14.404	25.022	27.747	21.635	87.608	77.224
7	16:53:47.106	1:16.032	24.523	29.710	21.799	83.885	77.581
8	16:55:03.684	1:16.578	24.959	28.914	22.705	81.639	73.664
9	16:56:20.762	1:17.078	25.244	29.746	22.088	81.839	77.313
10	16:57:36.002	1:15.240	25.851	28.305	21.084	87.040	76.782
11	16:58:50.959	1:14.957	24.560	29.066	21.331	82.139	76.000

(85) James DRUMMOND-BONE

1	16:46:20.808			28.259	21.470	86.479	79.230
2	16:47:35.323	1:14.515	24.544	28.224	21.747	87.040	78.123
3	16:48:49.192	1:13.869	24.684	27.862	21.323	87.952	78.765
4	16:50:05.229	1:16.037	25.050	29.236	21.751	85.270	79.795
5	16:51:24.211	1:18.982	25.103	31.304	22.575	82.341	76.432
6	16:52:42.273	1:18.062	25.979	29.871	22.212	80.465	77.851
7	16:54:00.481	1:18.208	25.361	30.714	22.133	84.518	79.890
8	16:55:16.839	1:16.358	24.650	29.546	22.162	83.467	79.511
9	16:56:32.128	1:15.289	24.861	28.939	21.489	85.379	79.890
10	16:57:46.845	1:14.717	24.577	28.874	21.266	86.814	78.123

Clerk of the Course :

Orbits

Sig : Time :

Chief Timekeeper : Ian Sharp (SMART Timing)

Results available at www.smart-timing.co.uk and www.mylaps.com

www.mylaps.com

Licensed to: SMART Timing


Scottish Classics Championship

Knockhill 1.267 miles

Race 16 - 2nd Race

19/07/2015 17:20

Race (12 Laps) started at 16:44:58



Competitors	Laps												
	1	2	3	4	5	6	7	8	9	10	11	12	
Shonny PATERSON (88)	1	88	88	88	88	88	88	88	88	88	88	88	88
Stan BERNARD (4)	2	4	39	39	39	39	39	47	47	47	39	39	39
Harry SIMPSON (39)	3	39	47	47	47	47	47	39	39	39	47	47	47
Keiron BAILLIE (47)	4	47	4	4	4	4	4	4	4	4	4	4	4
Matthew GORDON (50)	5	50	50	32	32	32	32	49	49	49	49	49	49
Alasdair COATES (32)	6	32	14	50	50	49	49	32	32	32	32	32	32
Mike STEWART (14)	7	14	32	14	49	50	50	50	50	50	50	50	50
Richard MERRELL (29)	8	29	29	49	14	14	14	14	14	14	14	14	14
Grant ALLAN (41)	9	41	41	29	29	29	29	29	29	29	29	29	29
Ian DALTRY (17)	10	17	49	41	41	41	41	41	41	41	41	41	41
Howard GORDON (54)	11	54	17	17	17	17	17	17	17	17	17	17	17
Ian BLACKLIN (35)	12	35	54	54	54	35	35	35	35	35	35	35	35
James BRAID (81)	13	81	35	35	35	81	81	81	81	81	81	81	81
James DRUMMOND-BONE (85)	14	85	81	81	81	81	54	54	54	54	54	54	54
Raymond BOYD (49)	15	49	85	85	85	85	85	85	85	85	85	85	85
-	16												
-	17												

SMRC Summer Raceday

Sorted on Laps

Scottish Fiesta Championship

Knockhill 1.267 miles

Race 17 - 2nd Race - AMENDED RESULT

19/07/2015 17:45

Race (12 Laps) started at 17:05:38

Pos	No.	Name	Make/Model	CC	Class Code	Laps	Total Tm	Diff	Best Tm	In Lap	Best Speed
1	7	Kevin WHYTE	Ford Fiesta ST	2000	ST	12	13:10.563		1:04.010	10	71.252
2	1	Wayne MacAULEY	Ford Fiesta ST	2000	ST	12	13:16.710	6.147	1:04.240	9	70.997
3	14	John BALFOUR	Ford Fiesta XR2	2000	ST	12	13:18.892	8.329	1:04.649	10	70.548
4	25	Andrew CHRISTIE	Ford Fiesta ST	2000	ST	12	13:23.366	12.803	1:04.237	11	71.000
5	24	Steven GRAY	Ford Fiesta XR2	1600	XR	12	13:35.831	25.268	1:05.906	8	69.202
6	19	Josh ORR	Ford Fiesta XR2	1600	XRN	12	13:41.263	30.700	1:06.548	12	68.535
7	18	Barry FARQUHARSON	Ford Fiesta XR2	1600	XRN	12	13:55.568	45.005	1:07.375	7	67.693
8	22	Gavin BUTTERWORTH	Ford Fiesta XR2	1600	XR	12	13:55.767	45.204	1:07.642	10	67.426
9	17	Gary WEBSTER	Ford Fiesta XR2	1600	XRN	12	14:08.191	57.628	1:07.266	9	67.803
10	81	Graeme CUTHBERT	Ford Fiesta XR2	1600	XRN	11	13:24.668	1 Lap	1:10.238	9	64.934

Not classified

DNF	31	George ORR	Ford Fiesta ST	2000	ST	10	12:29.327	DNF	1:04.580	7	70.623
DNF	51	Chris MILFORD	Ford Fiesta ST	2000	ST	6	6:38.979	DNF	1:04.682	6	70.512
DNS	28	David TAYLOR	Ford Fiesta XR2	1600	XRN			DNS		0	-
DQ	50	Jim DEANS	Ford Fiesta XR2	1600	XR	12	13:36.923	DQ	1:05.994	8	69.110

Announcements

17:50 AMENDED RESULT - Car No. 50 excluded - Technical infringement

Margin of Victory	Avg. Speed	Best Lap Tm	Best Speed	Best Lap by
6.147	69.229	1:04.010	71.252	7 - Kevin WHYTE

Clerk of the Course :

Orbits

Sig : Time :

Chief Timekeeper : Ian Sharp (SMART Timing)

www.mylaps.com

Results available at www.smart-timing.co.uk and www.mylaps.com

Licensed to: SMART Timing

Printed: 20/07/2015 18:21:02

SMRC Summer Raceday

Scottish Fiesta Championship

Knockhill 1.267 miles

Race 17 - 2nd Race - AMENDED RESULT

19/07/2015 17:45

Race (12 Laps) started at 17:05:38

Lap	Time of Day	Lap Tm	S1	S2	S3	S3Spd	SFSpd	Lap	Time of Day	Lap Tm	S1	S2	S3	S3Spd	SFSpd
8	17:14:39.939	1:15.818	21.150	31.318	23.350	68.130	75.148								
9	17:15:54.130	1:14.191			19.755	90.442	78.214								
10	17:18:08.089	2:13.959			25.100	86.257	61.118								

(51) Chris MILFORD

1	17:06:49.599			25.773	19.572	88.767	79.323
2	17:07:56.597	1:06.998	21.768	25.509	19.721	89.002	78.397
3	17:09:03.145	1:06.548	21.780	25.419	19.349	87.837	79.417
4	17:10:08.317	1:05.172	21.053	24.735	19.384	90.077	79.323
5	17:11:13.059	1:04.742	21.100	24.553	19.089	89.957	79.700
6	17:12:17.741	1:04.682	21.020	24.380	19.282	90.442	79.417

(50) Jim DEANS

1	17:06:53.574			26.862	20.656	84.200	74.730
2	17:08:02.858	1:09.284	22.901	26.103	20.280	84.095	74.316
3	17:09:10.838	1:07.980	22.343	25.542	20.095	84.518	74.234
4	17:10:18.396	1:07.558	22.153	25.347	20.058	85.054	73.907
5	17:11:26.750	1:08.354	23.211	25.230	19.913	85.815	74.813
6	17:12:33.179	1:06.429	21.973	24.668	19.788	85.815	74.813
7	17:13:39.976	1:06.797	21.926	24.763	20.108	86.035	73.989
8	17:14:45.970	1:05.994	21.762	24.469	19.763	86.368	74.981
9	17:15:53.973	1:08.003	21.444	26.304	20.255	86.814	74.234
10	17:17:01.593	1:07.620	23.177	24.448	19.995	86.479	75.402
11	17:18:08.309	1:06.716	22.420	24.234	20.062	87.266	75.233
12	17:19:15.685	1:07.376	22.334	25.174	19.868	85.596	74.813

Clerk of the Course :

Orbits

Sig : Time :

Chief Timekeeper : Ian Sharp (SMART Timing)

Results available at www.smart-timing.co.uk and www.mylaps.com

www.mylaps.com

Licensed to: SMART Timing

Printed: 20/07/2015 18:20:10

Page 2/2


Scottish Fiesta Championship

Knockhill 1.267 miles

Race 17 - 2nd Race - AMENDED RESULT

19/07/2015 17:45

Race (12 Laps) started at 17:05:38



Competitors	Laps	Laps											
		1	2	3	4	5	6	7	8	9	10	11	12
George ORR (31)	1	31	51	51	51	51	51	31	7	7	7	7	7
Chris MILFORD (51)	2	51	31	31	31	31	31	7	1	1	1	1	1
Kevin WHYTE (7)	3	7	7	7	7	7	7	1	14	14	14	14	14
Wayne MacAULEY (1)	4	1	1	1	1	1	1	14	31	25	25	25	25
Jim DEANS (50)	5	50	14	14	14	14	14	25	25	50	24	24	24
John BALFOUR (14)	6	14	50	50	50	25	25	50	50	31	50	50	50
Steven GRAY (24)	7	24	24	25	25	50	50	24	24	24	19	19	19
Andrew CHRISTIE (25)	8	25	25	24	24	24	24	19	19	19	22	22	18
Josh ORR (19)	9	19	19	19	19	19	19	22	22	22	18	18	22
Gavin BUTTERWORTH (22)	10	22	22	22	22	22	22	18	18	18	17	17	17
Gary WEBSTER (17)	11	17	17	18	18	18	18	17	17	17	81	81	
Barry FARQUHARSON (18)	12	18	18	17	17	17	17	81	81	81	31		
Graeme CUTHBERT (81)	13	81	81	81	81	81	81						
-	14												

SMRC Summer Raceday

Sorted on Laps

Scottish Legends Championship

Knockhill 1.267 miles

Race 18 - Final

19/07/2015 18:10

Race (10 Laps) started at 17:26:47

Pos	No.	Name	Make/Model	CC	Class Code	Laps	Total Tm	Diff	Best Tm	In Lap	Best Speed
1	4	David NEWALL	Ford Coupe	1250	LT	10	10:26.500		1:01.484	6	74.179
2	7	Alan FREELAND	Ford Coupe	1250	LT	10	10:26.579	0.079	1:00.934	6	74.849
3	31	Daniel McKAY	Chevy Sedan	1250	LT	10	10:26.672	0.172	1:00.661	7	75.186
4	1	John PATERSON	Ford Coupe	1250	L	10	10:36.193	9.693	1:01.534	7	74.119
5	6	David HUNTER	Ford Coupe	1250	L	10	10:39.486	12.986	1:01.859	4	73.730
6	2	Steven McGILL	Ford Coupe	1250	L	10	10:41.623	15.123	1:02.203	5	73.322
7	3	Ian McLEISH	Ford Coupe	1250	L R	10	10:43.776	17.276	1:02.957	4	72.444
8	69	Gerard McCOSH	Ford Coupe	1250	L	10	10:44.341	17.841	1:01.705	6	73.914
9	37	Ivor GREENWOOD	Ford Coupe	1250	L	10	10:44.675	18.175	1:02.756	5	72.676
10	38	Pino PALAZZO	Ford Coupe	1250	LT	10	10:48.487	21.987	1:02.412	8	73.076
11	58	Mark CUMMING	Ford Coupe	1250	L R	10	10:48.489	21.989	1:02.507	10	72.965
12	83	Grant SMITH	Chevy Sedan	1250	L R	10	10:52.095	25.595	1:02.946	6	72.456
13	68	Will NEAL	Ford Coupe	1250	L R	10	10:56.542	30.042	1:02.510	8	72.962
14	52	Stewart BLACK	Ford Coupe	1250	L	10	11:02.047	35.547	1:01.956	9	73.614
15	26	Scott HYNDS	Ford Coupe	1250	LT	10	11:04.490	37.990	1:01.914	4	73.664
16	18	Gary LYNCH	Ford Coupe	1250	L	10	11:11.460	44.960	1:03.940	6	71.330
17	16	John BUSHBY	Chevy Sedan	1250	L	10	11:27.474	1:00.974	1:05.883	7	69.226
18	5	John NEILL	Ford Coupe	1250	LT R	9	10:43.130	1 Lap	1:07.017	4	68.055
Not classified											
DNF	17	Billy WAIT	Ford Coupe	1250	L	4	4:57.962	DNF	1:03.576	2	71.738

Margin of Victory	Avg. Speed	Best Lap Tm	Best Speed	Best Lap by
0.079	72.799	1:00.661	75.186	31 - Daniel McKAY

Clerk of the Course :

Orbits

Sig : Time :

Chief Timekeeper : Ian Sharp (SMART Timing)

www.mylaps.com

Results available at www.smart-timing.co.uk and www.mylaps.com

Licensed to: SMART Timing

Printed: 20/07/2015 18:26:52

SMRC Summer Raceday

Scottish Legends Championship

Knockhill 1.267 miles

Race 18 - Final

19/07/2015 18:10

Race (10 Laps) started at 17:26:47

Lap	Time of Day	Lap Tm	S1	S2	S3	S3Spd	SFSpd
3	17:30:14.283	1:08.251	21.903	24.439	21.909	94.518	81.146
4	17:31:17.968	1:03.685	20.693	23.940	19.052	96.005	87.494
5	17:32:20.534	1:02.566	20.409	23.697	18.460	96.836	87.494
6	17:33:23.950	1:03.416	20.471	24.451	18.494	96.281	88.532
7	17:34:27.915	1:03.965	20.431	24.253	19.281	96.005	86.368
8	17:35:30.425	1:02.510	20.377	23.336	18.797	97.682	86.814
9	17:36:34.402	1:03.977	20.371	24.572	19.034	95.731	86.368
10	17:37:43.873	1:09.471	20.270	23.118	26.083	97.682	76.782

(52) Stewart BLACK

1	17:28:02.718	1:11.380	26.363	25.615	19.402	96.005	87.837
2	17:29:06.617	1:03.899	20.539	23.962	19.398	98.688	88.532
3	17:30:30.843	1:24.226	40.649	25.248	18.329	96.419	87.608
4	17:31:35.146	1:04.303	20.336	25.451	18.516	94.120	86.479
5	17:32:37.782	1:02.636	20.377	23.793	18.466	95.595	86.590
6	17:33:40.113	1:02.331	20.339	23.575	18.417	96.143	86.479
7	17:34:42.776	1:02.663	19.878	24.460	18.325	94.919	86.257
8	17:35:45.173	1:02.397	20.323	23.787	18.287	95.188	86.479
9	17:36:47.129	1:01.956	20.028	23.459	18.469	95.053	86.146
10	17:37:49.378	1:02.249	20.104	23.584	18.561	94.385	86.035

(26) Scott HYNDS

1	17:28:08.061	1:16.279	30.460	26.392	19.427	93.857	89.358
2	17:29:12.110	1:04.049	21.504	23.885	18.660	97.540	89.836
3	17:30:28.365	1:16.255	31.342	26.363	18.550	96.836	86.590
4	17:31:30.279	1:01.914	20.202	23.556	18.156	97.967	89.358
5	17:32:33.872	1:03.593	20.869	24.212	18.512	96.976	87.380
6	17:33:35.959	1:02.087	20.276	23.454	18.357	96.976	86.927
7	17:34:39.950	1:03.991	20.065	23.896	20.030	92.690	82.240
8	17:35:43.637	1:03.687	20.598	23.545	19.544	93.726	82.951
9	17:36:47.144	1:03.507	20.384	23.338	19.785	97.117	82.039
10	17:37:51.821	1:04.677	21.230	23.466	19.981	96.976	83.363

(18) Gary LYNCH

1	17:28:09.635	1:16.047	27.470	28.610	19.967	91.427	86.590
2	17:29:15.172	1:05.537	21.374	25.171	18.992	95.188	87.722
3	17:30:23.635	1:08.463	23.023	26.510	18.930	94.120	85.815
4	17:31:29.457	1:05.822	21.165	25.208	19.449	93.988	84.412
5	17:32:34.257	1:04.800	21.084	24.775	18.941	93.465	87.608
6	17:33:38.197	1:03.940	20.606	24.466	18.868	93.595	84.732
7	17:34:43.440	1:05.243	21.363	25.168	18.712	95.459	85.054
8	17:35:47.496	1:04.056	20.570	24.647	18.839	93.857	84.625
9	17:36:53.044	1:05.548	21.367	25.286	18.895	93.076	84.518
10	17:37:58.791	1:05.747	21.208	25.260	19.279	92.562	83.989

(16) John BUSHBY

1	17:28:03.181	1:13.979	27.737	26.138	20.104	92.181	85.162
2	17:29:10.541	1:07.360	22.232	25.691	19.437	91.928	82.645
3	17:30:29.594	1:19.053	23.450	35.681	19.922	88.649	80.272
4	17:31:36.419	1:06.825	21.466	26.080	19.279	93.857	80.176
5	17:32:42.651	1:06.232	21.629	24.985	19.618	92.435	80.561
6	17:33:48.836	1:06.185	21.496	25.342	19.347	89.957	81.048
7	17:34:54.719	1:05.883	21.335	25.075	19.473	90.932	78.580
8	17:36:01.066	1:06.347	21.577	25.221	19.549	91.303	80.272
9	17:37:07.896	1:06.830	21.261	25.552	20.017	89.358	80.950
10	17:38:14.805	1:06.909	21.492	25.185	20.232	87.266	72.159

(5) John NEILL

1	17:28:07.294	1:14.257	27.335	26.979	19.943	90.686	84.095
2	17:29:14.938	1:07.644	22.609	25.693	19.342	93.988	85.596
3	17:30:22.974	1:08.036	22.350	26.428	19.258	92.947	84.412
4	17:31:29.991	1:07.017	21.435	25.465	20.117	91.928	85.162
5	17:32:58.676	1:28.685	42.447	26.508	19.730	91.303	82.747
6	17:34:05.814	1:07.138	21.904	25.625	19.609	91.928	83.467
7	17:35:14.673	1:08.859	23.012	25.891	19.956	89.477	84.095
8	17:36:22.866	1:08.193	22.432	25.827	19.934	91.055	86.035
9	17:37:30.461	1:07.595	21.588	25.849	20.158	86.702	83.675

(17) Billy WAIT

1	17:28:03.469	1:12.226	26.973	26.205	19.048	95.868	92.181
2	17:29:07.045	1:03.576	20.690	24.030	18.856	98.979	91.303
3	17:30:15.042	1:07.997	22.092	23.523	22.382	101.066	67.923
4	17:31:45.293	1:30.251	27.119	36.713	26.419	65.599	32.466

Clerk of the Course :

Orbits

Sig : Time :

Chief Timekeeper : Ian Sharp (SMART Timing)

Results available at www.smart-timing.co.uk and www.mylaps.com

www.mylaps.com

Licensed to: SMART Timing


Scottish Legends Championship

Knockhill 1.267 miles

Race 18 - Final

19/07/2015 18:10

Race (10 Laps) started at 17:26:47



Competitors	Laps											
	0	1	2	3	4	5	6	7	8	9	10	
Will NEAL (68)	1	68	4	4	4	4	4	4	4	4	4	4
David NEWALL (4)	2	4	7	7	7	7	7	7	7	7	7	7
Grant SMITH (83)	3	83	83	37	37	31	31	31	31	31	31	31
John BUSHBY (16)	4	16	37	83	31	37	37	37	1	1	1	1
Ian McLEISH (3)	5	3	3	3	3	3	3	2	37	6	6	6
Ivor GREENWOOD (37)	6	37	68	31	83	2	2	1	6	37	2	2
Alan FREELAND (7)	7	7	2	68	2	83	1	6	2	2	3	3
Mark CUMMING (58)	8	58	31	2	1	1	6	3	3	3	69	69
Steven McGILL (2)	9	2	58	58	6	6	83	69	69	69	37	37
Pino PALAZZO (38)	10	38	52	1	58	58	69	83	83	83	83	38
Billy WAIT (17)	11	17	1	6	69	69	58	58	58	58	38	58
Stewart BLACK (52)	12	52	16	52	68	68	68	38	38	38	58	83
Daniel McKAY (31)	13	31	6	17	17	38	38	68	68	68	68	68
Scott HYNDS (26)	14	26	17	69	38	18	26	26	26	26	52	52
John PATERSON (1)	15	1	38	16	5	5	18	18	52	52	26	26
David HUNTER (6)	16	6	69	38	18	26	52	52	18	18	18	18
Gerard McCOSH (69)	17	69	5	26	26	52	16	16	16	16	16	16
John NEILL (5)	18	5	26	5	16	16	5	5	5	5	5	5
Gary LYNCH (18)	19	18	18	18	52	17						