

Knockhill

1st/2nd August 2015

Knockhill Motor Sports Club Scottish Championship Bike Meeting Reverse Direction



S.M.A.R.T.

Scottish Motorsports Automatic Race Timing

Ravenslea, Melrose Road, Galashiels, TD1 2AT

Telephone : 01896 – 752447

KMSC National Motorcycle Racing**Sorted on best lap time**

Scottish Championship Superstock 600

Knockhill 1.267 miles

Warm Up 1

01/08/2015 09:15

Practice (10:00 Time) started at 9:14:05

Pos	No.	Name	Make/Model	CC	Class	Laps	Best Tm	Diff	Best Speed	2nd Best
1	99	Callum GRIGOR	Kawasaki	ZX6R 600	S6	8	1:00.436		75.470	1:00.761
2	8	Lewis ROLLO	Kawasaki	XR	S6	4	1:00.678	0.242	75.169	1:01.399
3	19	Kristopher DUNCAN	Kawasaki	ZX6R	S6	6	1:04.442	4.006	70.778	1:05.161
4	27	Andrew DONALD	Yamaha	R6 600	S6	7	1:06.924	6.488	68.153	1:07.550
5	5	Daniel MacLEAN	Honda	CBR600RR	S6	2	1:20.958	20.522	56.339	1:22.229
6	28	Paul BOWERBANK	Kawasaki	ZX6R 600	S6	2	1:24.790	24.354	53.793	1:25.226

Clerk of the Course :

Orbits

Sig : Time :

Chief Timekeeper : Ian Sharp (SMART Timing)

Results available at www.mylaps.com and www.smart-timing.co.ukwww.mylaps.com

Licensed to: SMART Timing

Printed: 03/08/2015 08:26:46

KMSC National Motorcycle Racing

Scottish Championship Superstock 600

Knockhill 1.267 miles

Warm Up 1

01/08/2015 09:15

Practice (10:00 Time) started at 9:14:05

Lap	Time of Day	Lap Tm	S1	S2	S3	SFSpd	S1Spd	Lap	Time of Day	Lap Tm	S1	S2	S3	SFSpd	S1Spd
(99) Callum GRIGOR															
1	9:15:21.033	1:13.985	23.698	27.551	22.736	38.216	104.529								
2	9:16:26.774	1:05.741	18.998	25.268	21.475	109.118	114.714								
3	9:17:30.338	1:03.564	17.984	24.529	21.051	116.709	116.304								
4	9:18:33.688	1:03.350	17.990	24.356	21.004	124.273	115.504								
5	9:19:35.778	1:02.090	17.442	24.176	20.472	124.504	117.526								
6	9:20:37.723	1:01.945	17.055	23.817	21.073	128.805	117.526								
7	9:21:38.159	1:00.436	16.645	23.773	20.018	130.306	119.196								
8	9:22:38.920	1:00.761	16.677	23.362	20.722	131.070	118.985								
(8) Lewis ROLLO															
1	9:15:17.615	1:08.060	20.684	25.591	21.785	56.110	115.703								
2	9:16:20.599	1:02.984	17.766	24.253	20.965	133.415	118.775								
3	9:17:21.277	1:00.678	17.021	23.006	20.651	135.025	120.049								
4	9:18:22.676	1:01.399	17.033	24.143	20.223	134.484	121.133								
(19) Kristopher DUNCAN															
1	9:15:23.796	1:12.392	21.483	27.935	22.974	51.981	105.848								
2	9:16:32.503	1:08.707	18.950	27.195	22.562	126.857	105.515								
3	9:17:39.016	1:06.513	18.570	26.154	21.789	122.459	112.786								
4	9:18:44.713	1:05.697	17.998	25.671	22.028	125.670	115.903								
5	9:19:49.874	1:05.161	17.772	25.604	21.785	129.551	117.116								
6	9:20:54.316	1:04.442	17.759	25.089	21.594	128.805	117.733								
(27) Andrew DONALD															
1	9:15:51.010	1:20.531	23.782	30.748	26.001	45.099	95.731								
2	9:17:00.348	1:09.338	19.887	27.367	22.084	115.107	106.859								
3	9:18:08.914	1:08.566	19.205	26.768	22.593	120.049	106.689								
4	9:19:16.582	1:07.668	18.784	26.912	21.972	121.133	96.976								
5	9:20:24.132	1:07.550	18.646	26.839	22.065	121.352	105.515								
6	9:21:32.185	1:08.053	18.995	26.607	22.451	122.908	106.015								
7	9:22:39.109	1:06.924	18.644	26.120	22.160	121.792	105.020								
(5) Daniel MacLEAN															
1	9:15:51.657	1:22.229	24.183	31.057	26.989	45.620	95.053								
2	9:17:12.615	1:20.958	22.507	31.503	26.948	98.543	99.566								
(28) Paul BOWERBANK															
1	9:16:01.407	1:25.226	24.399	32.095	28.732	40.353	105.020								
2	9:17:26.197	1:24.790	24.387	32.802	27.601	93.076	87.153								

Clerk of the Course :

Orbits

Sig : Time :

Chief Timekeeper : Ian Sharp (SMART Timing)

Results available at www.mylaps.com and www.smart-timing.co.uk

www.mylaps.com

Licensed to: SMART Timing

Printed: 03/08/2015 08:27:02

KMSC National Motorcycle Racing**Sorted on best lap time****KMSC Cupar Motorcycles Pre-Injection 600****Knockhill 1.267 miles****Warm Up 1****01/08/2015 09:30****Practice (10:00 Time) started at 9:24:34**

Pos	No.	Name	Make/Model	CC	Class	Laps	Best Tm	Diff	Best Speed	2nd Best
1	11	Patrick FORMAN	Yamaha	R6 600	PI6	5	1:01.843		73.753	1:02.479
2	17	Mike ANDERSON	Yamaha	R6 600	PI6	7	1:04.117	2.274	71.137	1:04.232
3	89	Alex BASS	Yamaha	R6 600	PI6	8	1:04.600	2.757	70.605	1:04.654
4	58	Barry STEWART	Yamaha	R6 600	PI6	7	1:04.786	2.943	70.402	1:04.959
5	48	David McCAFFERTY	Yamaha	R6 600	PI6	7	1:05.184	3.341	69.973	1:05.246
6	86	Russell WILL	Yamaha	R6 600	PI6	7	1:05.485	3.642	69.651	1:06.046
7	92	Andrew CRAIGMILE	Yamaha	YZF R6	PI6	4	1:05.670	3.827	69.455	1:06.341
8	16	Michael CLARK	Honda	CBR600	PI6	7	1:07.151	5.308	67.923	1:08.279
9	84	Kyle HARPER	Yamaha	R6 600	PI6	4	1:08.670	6.827	66.420	1:08.798
10	119	Allan HARROW	Yamaha	R6 600	PI6	5	1:09.765	7.922	65.378	1:11.496
11	6	James WILKEN	Yamaha	R6 600	PI6	5	1:10.258	8.415	64.919	1:12.746
12	75	Harry PULLAR	Yamaha	R6 600	PI6	4	1:10.962	9.119	64.275	1:12.930
13	79	James ROTHERAY	Yamaha	R6 600	PI6	6	1:16.191	14.348	59.864	1:17.848
14	81	Stewart MARR	Yamaha	R6 600	PI6	4	1:18.851	17.008	57.844	1:19.546
15	199	Ross WATTS	Yamaha	R6 600	PI6	3	1:23.680	21.837	54.506	1:25.663

Clerk of the Course :

Orbits

Sig : Time :

Chief Timekeeper : Ian Sharp (SMART Timing)

www.mylaps.comResults available at www.mylaps.com and www.smart-timing.co.uk

Licensed to: SMART Timing

Printed: 03/08/2015 07:45:07

KMSC National Motorcycle Racing

KMSC Cupar Motorcycles Pre-Injection 600

Knockhill 1.267 miles

Warm Up 1

01/08/2015 09:30

Practice (10:00 Time) started at 9:24:34

Lap	Time of Day	Lap Tm	S1	S2	S3	SFSpd	S1Spd	Lap	Time of Day	Lap Tm	S1	S2	S3	SFSpd	S1Spd	
(11) Patrick FORMAN								(119) Allan HARROW								
1	9:26:03.777	1:19.426	24.440	30.976	24.010	37.871	101.678	1	9:28:48.220	1:21.869	25.156	31.189	25.524	36.631	87.722	
2	9:27:07.560	1:03.783	17.969	24.637	21.177	123.815	109.474	2	9:30:00.862	1:12.642	19.982	27.884	24.776	115.504	106.351	
3	9:28:10.039	1:02.479	17.380	24.112	20.987	126.618	107.030	3	9:31:13.142	1:12.280	20.191	27.793	24.296	104.366	95.323	
4	9:29:11.882	1:01.843	17.120	24.375	20.348	125.905	112.220	4	9:32:24.638	1:11.496	20.720	27.708	23.068	94.120	94.252	
5	9:30:16.022	1:04.140	17.048	25.534	21.558	127.339	111.846	5	9:33:34.403	1:09.765	20.122	26.197	23.446	106.351	94.919	
(17) Mike ANDERSON								(6) James WILKEN								
1	9:25:55.708	1:14.721	22.742	28.300	23.679	43.520	98.254	1	9:26:08.239	1:23.401	25.860	32.431	25.110	34.256	88.299	
2	9:27:02.374	1:06.666	18.599	25.477	22.590	116.304	103.402	2	9:27:22.177	1:13.938	20.699	29.320	23.919	99.125	107.372	
3	9:28:07.696	1:05.322	18.216	25.189	21.917	117.940	104.692	3	9:28:34.923	1:12.746	20.149	29.080	23.517	117.526	105.020	
4	9:29:11.928	1:04.232	17.981	24.538	21.713	118.775	105.349	4	9:29:47.804	1:12.881	20.739	28.755	23.387	113.357	93.335	
5	9:30:16.940	1:05.012	18.099	25.030	21.883	116.912	106.351	5	9:30:58.062	1:10.258	19.712	27.319	23.227	116.709	107.030	
6	9:31:27.424	1:10.484	18.156	27.848	24.480	119.409	107.030	(75) Harry PULLAR								
7	9:32:31.541	1:04.117	17.854	24.592	21.671	118.985	106.520	1	9:26:19.074		1:15.629					
(89) Alex BASS								(79) James ROTHERAY								
1	9:25:50.886	1:12.163	21.786	27.810	22.567	49.127	102.454	1	9:26:15.417	1:29.072	27.628	34.208	27.236	30.713	88.649	
2	9:26:58.207	1:07.321	18.706	26.455	22.160	122.236	108.238	2	9:27:34.900	1:19.483	22.905	30.948	25.630	110.193	86.814	
3	9:28:04.387	1:06.180	18.011	26.335	21.834	126.142	110.739	3	9:28:52.748	1:17.848	21.539	30.891	25.418	110.374	98.111	
4	9:29:10.144	1:05.757	17.856	26.219	21.682	123.587	113.742	4	9:30:08.939	1:16.191	20.948	29.799	25.444	111.660	96.143	
5	9:30:14.798	1:04.654	17.691	25.380	21.583	124.735	114.323	5	9:31:32.436	1:23.497	22.644	33.496	27.357	96.005	85.379	
6	9:31:21.107	1:06.309	17.728	26.699	21.882	123.587	109.474	6	9:32:51.932	1:19.496	22.579	30.675	26.242	105.184	88.532	
7	9:32:25.707	1:04.600	18.188	25.034	21.378	121.572	112.033	(81) Stewart MARR								
8	9:33:33.234	1:07.527	19.420	26.345	21.762	123.587	101.218	1	9:28:48.345	1:23.498	24.547	32.960	25.991	44.266	87.380	
(58) Barry STEWART								(199) Ross WATTS								
1	9:25:53.581	1:13.313	22.249	28.056	23.008	40.426	100.611	1	9:30:55.506		1:25.663					
2	9:27:00.585	1:07.004	18.226	26.432	22.346	120.049	106.520	2	9:32:21.389		1:25.883					
3	9:28:05.725	1:05.140	17.914	25.709	21.517	122.459	107.544	3	9:33:45.069		1:23.680					
4	9:29:10.684	1:04.959	17.673	25.765	21.521	122.683	109.118	(81) Stewart MARR								
5	9:30:15.470	1:04.786	17.707	25.670	21.409	121.352	110.739	1	9:28:48.345	1:23.498	24.547	32.960	25.991	44.266	87.380	
6	9:31:26.952	1:11.482	17.986	28.801	24.695	118.565	103.402	2	9:30:07.973	1:19.628	21.729	31.933	25.966	108.413	91.179	
7	9:32:33.156	1:06.204	18.183	26.144	21.877	116.506	106.015	3	9:31:27.519	1:19.546	22.496	31.518	25.532	101.832	91.055	
(48) David McCAFFERTY								(199) Ross WATTS								
1	9:26:01.904	1:19.660	25.508	30.342	23.810	37.978	86.368	1	9:30:55.506		1:25.663					
2	9:27:11.862	1:09.958	20.159	27.189	22.610	106.859	88.767	2	9:32:21.389		1:25.883					
3	9:28:18.381	1:06.519	18.293	26.452	21.774	123.815	99.863	3	9:33:45.069		1:23.680					
4	9:29:23.627	1:05.246	18.148	25.621	21.477	128.313	105.020	(81) Stewart MARR								
5	9:30:28.811	1:05.184	17.941	25.635	21.608	126.857	105.184	1	9:28:48.345	1:23.498	24.547	32.960	25.991	44.266	87.380	
6	9:31:34.889	1:06.078	19.313	25.379	21.386	129.551	107.717	2	9:30:07.973	1:19.628	21.729	31.933	25.966	108.413	91.179	
7	9:32:43.814	1:08.925	19.077	27.519	22.329	121.133	104.529	3	9:31:27.519	1:19.546	22.496	31.518	25.532	101.832	91.055	
(86) Russell WILL								(199) Ross WATTS								
1	9:26:03.904	1:20.825	25.450	30.877	24.498	38.151	97.967	1	9:30:55.506		1:25.663					
2	9:27:14.023	1:10.119	19.639	27.909	22.571	119.621	110.739	2	9:32:21.389		1:25.883					
3	9:28:21.034	1:07.011	18.835	26.180	21.996	125.670	112.408	3	9:33:45.069		1:23.680					
4	9:29:27.080	1:06.046	18.473	26.274	21.299	127.339	113.357	(81) Stewart MARR								
5	9:30:32.565	1:05.485	18.105	25.951	21.429	128.068	112.976	1	9:28:48.345	1:23.498	24.547	32.960	25.991	44.266	87.380	
6	9:31:38.868	1:06.303	18.707	26.192	21.404	126.142	112.033	2	9:30:07.973	1:19.628	21.729	31.933	25.966	108.413	91.179	
7	9:32:46.155	1:07.287	18.731	27.107	21.449	126.380	114.129	3	9:31:27.519	1:19.546	22.496	31.518	25.532	101.832	91.055	
(92) Andrew CRAIGMILE								(199) Ross WATTS								
1	9:28:35.111	1:11.486	21.286	27.400	22.800	46.409	95.868	1	9:30:55.506		1:25.663					
2	9:29:41.452	1:06.341	18.540	25.722	22.079	124.504	102.768	2	9:32:21.389		1:25.883					
3	9:30:47.122	1:05.670	18.073	25.866	21.731	125.905	107.717	3	9:33:45.069		1:23.680					
4	9:31:53.869	1:06.747	18.037	25.445	23.265	126.618	108.588	(81) Stewart MARR								
(16) Michael CLARK								(199) Ross WATTS								
1	9:26:05.287	1:21.450	25.611	31.427	24.412	41.604	87.380	1	9:30:55.506		1:25.663					
2	9:27:17.793	1:12.506	19.738	29.287	23.481	120.697	96.558	2	9:32:21.389		1:25.883					
3	9:28:29.704	1:11.911	19.843	28.386	23.682	111.474	91.179	3	9:33:45.069		1:23.680					
4	9:29:39.010	1:09.306	19.065	27.638	22.603	113.357	96.976	(81) Stewart MARR								
5	9:30:47.289	1:08.279	18.349	27.296	22.634	121.133	101.832	1	9:28:48.345	1:23.498	24.547	32.960	25.991	44.266	87.380	
6	9:31:54.440	1:07.151	18.945	26.213	21.993	119.409	98.254	2	9:30:07.973	1:19.628	21.729	31.933	25.966	108.413	91.179	
7	9:33:03.253	1:08.813	20.184	26.217	22.412	101.371	97.824	3	9:31:27.519	1:19.546	22.496	31.518	25.532	101.832	91.055	
(84) Kyle HARPER								(199) Ross WATTS								
1	9:30:05.248	5:18.704	24.371	34.001	4:20.332	35.848	91.802	1	9:30:55.506		1:25.663					
2	9:31:16.926	1:11.678	21.258	27.851	22.569	45.221	109.296	2	9:32:21.389		1:25.883					
3	9:32:25.596	1:08.670	18.991	27.470	22.209	118.565	111.474	3	9:33:45.069		1:23.680					
4	9:33:34.394	1:08.798	19.769	27.240	21.789	108.588	94.385	(81) Stewart MARR								

Clerk of the Course :

Orbits

Sig : Time :

Chief Timekeeper : Ian Sharp (SMART Timing)

www.mylaps.com

Results available at www.mylaps.com and www.smart-timing.co.uk

Licensed to: SMART Timing

Printed: 03/08/2015 07:45:28

KMSC National Motorcycle Racing**Sorted on best lap time**

Scottish Championship Lightweights

Knockhill 1.267 miles

Warm Up 1

01/08/2015 09:45

Practice (10:00 Time) started at 9:36:44

Pos	No.	Name	Make/Model	CC	Class	Laps	Best Tm	Diff	Best Speed	2nd Best
1	121	Michael BURKE	Yamaha	R6 600	PI6	7	1:03.184		72.187	1:04.196
2	33	Adrian CLARK	Kawasaki	ER6	SL	6	1:03.953	0.769	71.319	1:05.129
3	15	Keith DICKIE	Kawasaki	ER6	SL	5	1:05.619	2.435	69.509	1:06.390
4	12	Dan JAMES	Suzuki	SV650	SL	4	1:07.436	4.252	67.636	1:08.612
5	5	Gillian McGAW	Kawasaki	400	SL	6	1:07.756	4.572	67.316	1:08.330
6	52	Jason BLACKLOCK	Suzuki	400	F4	7	1:08.178	4.994	66.900	1:08.793
7	21	Grant REID	Kawasaki	ER6	SL	7	1:08.375	5.191	66.707	1:08.625
8	10	Marc McEWAN	Suzuki	SV650	SL	7	1:10.294	7.110	64.886	1:12.438
9	66	Kevin WATRET	Kawasaki	ER6	SL	6	1:10.429	7.245	64.762	1:11.858
10	25	Jim PURVIS	Yamaha	FZR400	SL	6	1:11.812	8.628	63.514	1:11.960
11	37	Liam CAMPBELL	Honda	CBR400	SL	7	1:12.445	9.261	62.959	1:13.376
12	4	Alan GIBSON	Suzuki	SV650	SL	6	1:12.787	9.603	62.664	1:13.751
13	13	Andrew BARTON	Suzuki	SV650	SL	6	1:16.550	13.366	59.583	1:17.302
14	118	Rod WALKER	Kawasaki	ZXR400	SL	6	1:17.306	14.122	59.000	1:19.338
15	79	Ashley ROBSON	Kawasaki	ZXR400	SL	6	1:18.199	15.015	58.327	1:18.552
16	74	Christine WATSON	Honda	CBR400RR	SL	6	1:18.667	15.483	57.980	1:20.749
17	17	Michael CRITCHELL	Suzuki	SV650	SL	6	1:19.304	16.120	57.514	1:23.724
18	24	Alex REID	Suzuki	SFC Gladius	SL	5	1:24.683	21.499	53.861	1:26.017
19	77	Steven CRICHTON	Yamaha	FZ600	PCJ	6	1:27.931	24.747	51.871	1:28.685
20	44	Lewis MURRAY	Yamaha	FZR400	PCJ	1	3:00.761	1:57.577	25.233	
21	31	Torquil PATERSON	Kawasaki	ER6	SL				-	

Clerk of the Course :

Orbits

Sig : Time :

Chief Timekeeper : Ian Sharp (SMART Timing)

www.mylaps.com

Results available at www.mylaps.com and www.smart-timing.co.uk

Licensed to: SMART Timing

Printed: 03/08/2015 08:07:58

KMSC National Motorcycle Racing

Scottish Championship Lightweights

Knockhill 1.267 miles

Warm Up 1

01/08/2015 09:45

Practice (10:00 Time) started at 9:36:44

Lap	Time of Day	Lap Tm	S1	S2	S3	SFSpd	S1Spd
(121) Michael BURKE							
1	9:48:48.006	11:37.660	23.441			42.074	89.716
2	9:50:04.613	1:16.607	24.550	28.818	23.239	32.155	88.532
3	9:51:12.649	1:08.036	18.671	26.912	22.453	119.409	106.351
4	9:52:18.631	1:05.982	17.649	26.372	21.961	123.815	106.520
5	9:53:22.827	1:04.196	17.642	25.201	21.353	124.044	111.290
6	9:54:26.011	1:03.184	17.704	24.415	21.065	126.380	109.832
7	9:55:30.808	1:04.797	17.339	25.409	22.049	127.098	111.105

Lap	Time of Day	Lap Tm	S1	S2	S3	SFSpd	S1Spd
(33) Adrian CLARK							
1	9:50:54.862	1:05.825	19.100	25.340	21.385	114.518	99.272
2	9:51:59.991	1:05.129	18.591	25.200	21.338	120.265	99.125
3	9:53:06.999	1:07.008	18.728	26.875	21.405	117.526	102.142
4	9:54:13.187	1:06.188	18.660	25.784	21.744	118.147	99.125
5	9:55:17.140	1:03.953	18.362	24.793	20.798	115.703	103.721
6	9:56:23.921	1:06.781	17.980	26.259	22.542	122.908	103.561

Lap	Time of Day	Lap Tm	S1	S2	S3	SFSpd	S1Spd
(15) Keith DICKIE							
1	9:49:56.062	13:01.006	24.291	27.971	22.350	36.631	77.491
2	9:51:03.331	1:07.269	19.414	26.332	21.523	115.903	90.077
3	9:52:08.950	1:05.619	18.905	25.473	21.241	115.903	100.460
4	9:53:16.536	1:07.586	18.257	26.412	22.917	117.733	103.882
5	9:54:22.926	1:06.390	18.937	25.610	21.843	111.290	103.084

Lap	Time of Day	Lap Tm	S1	S2	S3	SFSpd	S1Spd
(12) Dan JAMES							
1	9:52:44.598	1:14.284	22.323	28.567	23.394	46.441	93.988
2	9:53:53.210	1:08.612	19.150	27.011	22.451	113.357	102.454
3	9:55:00.646	1:07.436	18.588	25.799	23.049	117.940	104.689
4	9:56:09.997	1:09.351	19.497	27.589	22.265	116.912	102.611

Lap	Time of Day	Lap Tm	S1	S2	S3	SFSpd	S1Spd
(5) Gillian McGAW							
1	9:48:50.642	11:47.469	24.828			38.568	85.162
2	9:50:11.776	1:21.134	25.833	30.754	24.547	33.689	90.077
3	9:51:21.937	1:10.161	19.531	27.568	23.062	117.321	103.242
4	9:52:32.009	1:10.072	18.988	27.393	23.691	118.356	106.351
5	9:53:40.339	1:08.330	18.987	26.680	22.663	116.103	106.689
6	9:54:48.095	1:07.756	19.071	26.323	22.362	118.775	104.043

Lap	Time of Day	Lap Tm	S1	S2	S3	SFSpd	S1Spd
(52) Jason BLACKLOCK							
1	9:48:55.087	11:38.837	25.992			34.361	83.675
2	9:50:24.476	1:29.389	27.048	35.408	26.933	33.337	69.614
3	9:51:41.308	1:16.832	22.071	30.459	24.302	96.005	95.731
4	9:52:51.322	1:10.014	19.827	27.463	22.724	107.717	100.011
5	9:54:00.115	1:08.793	19.287	26.931	22.575	115.703	104.692
6	9:55:08.293	1:08.178	19.203	26.841	22.134	116.103	103.402
7	9:56:17.115	1:08.822	19.437	26.717	22.668	117.526	103.561

Lap	Time of Day	Lap Tm	S1	S2	S3	SFSpd	S1Spd
(21) Grant REID							
1	9:48:42.691	11:42.949	23.738	27.256	10:51.955	38.173	97.824
2	9:49:57.842	1:15.151	23.639	28.601	22.911	44.858	88.532
3	9:51:08.263	1:10.421	19.300	28.353	22.768	116.709	103.882
4	9:52:16.888	1:08.625	19.229	26.819	22.577	117.733	104.856
5	9:53:25.263	1:08.375	18.670	27.184	22.521	122.236	107.201
6	9:54:34.834	1:09.571	19.444	27.542	22.585	119.409	94.919
7	9:55:44.923	1:10.089	19.467	26.816	23.806	117.940	103.882

Lap	Time of Day	Lap Tm	S1	S2	S3	SFSpd	S1Spd
(10) Marc McEVAN							
1	9:48:46.576	11:46.070	27.341			36.591	73.664
2	9:50:09.823	1:23.247	26.627	31.305	25.315	39.153	78.214
3	9:51:24.674	1:14.851	20.935	29.843	24.073	98.398	92.054
4	9:52:37.573	1:12.899	20.094	29.006	23.799	105.848	94.785
5	9:53:50.011	1:12.438	20.103	28.769	23.566	111.290	97.540
6	9:55:00.305	1:10.294	19.335	27.724	23.235	113.549	100.161
7	9:56:15.039	1:14.734	19.707	29.575	25.452	110.012	93.205

Lap	Time of Day	Lap Tm	S1	S2	S3	SFSpd	S1Spd
(66) Kevin WATRET							
1	9:49:55.986	13:07.813	24.876	29.397	23.275	45.343	83.157
2	9:51:07.878	1:11.892	20.192	28.878	22.822	109.118	84.412
3	9:52:19.736	1:11.858	19.972	28.519	23.367	108.764	87.153
4	9:53:30.165	1:10.429	19.815	28.066	22.548	108.238	93.076
5	9:54:45.104	1:14.939	19.622	30.627	24.690	109.832	89.836
6	9:55:59.078	1:13.974	20.428	29.647	23.899	94.919	88.767

Lap	Time of Day	Lap Tm	S1	S2	S3	SFSpd	S1Spd
(25) Jim PURVIS							
1	9:50:00.537	13:14.392	24.435	30.411	25.643	46.217	84.839
2	9:51:15.165	1:14.628	20.555	28.938	25.135	100.310	88.532
3	9:52:28.465	1:13.300	20.259	28.616	24.425	102.298	88.884
4	9:53:40.425	1:11.960	19.900	28.026	24.034	100.762	90.442
5	9:54:52.237	1:11.812	20.176	27.255	24.381	101.524	93.205
6	9:56:05.610	1:13.373	19.838	28.681	24.854	104.856	85.162

Lap	Time of Day	Lap Tm	S1	S2	S3	SFSpd	S1Spd
(37) Liam CAMPBELL							
1	9:48:43.926	11:52.784	28.461	31.413	10:52.910	36.333	80.272
2	9:50:10.064	1:26.138	27.773	31.812	26.553	35.791	77.135
3	9:51:28.693	1:18.629	23.414	30.075	25.140	94.120	84.625
4	9:52:44.646	1:15.953	22.001	28.808	25.144	101.218	88.884
5	9:53:58.818	1:14.172	21.326	28.149	24.697	102.611	89.358
6	9:55:12.194	1:13.376	20.616	28.542	24.218	104.856	89.358
7	9:56:24.639	1:12.445	20.953	27.815	23.677	105.681	82.240

Lap	Time of Day	Lap Tm	S1	S2	S3	SFSpd	S1Spd
(4) Alan GIBSON							
1	9:50:03.057	13:13.753	24.966	30.903	25.274	42.100	75.657
2	9:51:17.834	1:14.777	21.198	29.227	24.352	105.515	90.320
3	9:52:32.298	1:14.464	20.735	29.063	24.666	102.142	88.299
4	9:53:46.049	1:13.751	20.997	28.359	24.395	95.188	94.252
5	9:54:58.836	1:12.787	19.898	29.145	23.744	106.520	91.055
6	9:56:13.506	1:14.670	20.228	29.712	24.730	104.204	91.677

Lap	Time of Day	Lap Tm	S1	S2	S3	SFSpd	S1Spd
(13) Andrew BARTON							
1	9:48:55.939	11:49.631	27.537			35.734	54.692
2	9:50:26.020	1:30.081	27.868	35.268	26.945	34.099	71.927
3	9:51:48.224	1:22.204	22.887	34.012	25.305	81.343	84.306
4	9:53:06.170	1:17.946	21.631	30.911	25.404	101.678	78.672
5	9:54:22.720	1:16.550	21.488	30.532	24.530	102.454	86.035
6	9:55:40.022	1:17.302	21.678	30.619	25.005	99.714	85.270

Lap	Time of Day	Lap Tm	S1	S2	S3	SFSpd	S1Spd
(118) Rod WALKER							
1	9:48:44.858	11:21.531	28.949			37.220	69.977
2	9:50:17.597	1:32.739	28.163	36.242	28.334	37.595	80.272
3	9:51:41.514	1:23.917	23.910	33.459	26.548	103.561	79.890
4	9:53:03.079	1:21.565	22.899	32.460	26.206	101.066	88.183
5	9:54:22.417	1:19.338	21.979	31.811	25.548	111.290	90.564
6	9:55:39.723	1:17.306	21.466	30.767	25.073	112.597	91.677

Lap	Time of Day	Lap Tm	S1	S2	S3	SFSpd	S1Spd
(79) Ashley ROBSON							
1	9:48:47.628	11:50.192	28.344			32.094	84.732
2	9:50:18.121	1:30.493	27.446	34.807	28.240	32.	

KMSC National Motorcycle Racing

Scottish Championship Lightweights

Knockhill 1.267 miles

Warm Up 1

01/08/2015 09:45

Practice (10:00 Time) started at 9:36:44

Lap	Time of Day	Lap Tm	S1	S2	S3	SFSpd	S1Spd	Lap	Time of Day	Lap Tm	S1	S2	S3	SFSpd	S1Spd
2	9:50:22.395	1:33.068	29.241	36.089	27.738	30.134	81.938								
3	9:51:51.080	1:28.685	24.989	35.448	28.248	90.809	87.153								
4	9:53:19.824	1:28.744	25.734	36.027	26.983	80.272	81.540								
5	9:54:47.755	1:27.931	25.233	35.186	27.512	88.299	80.658								
6	9:56:17.930	1:30.175	24.216	36.425	29.534	83.675	81.441								

(44) Lewis MURRAY

1	9:51:53.152	3:00.761
---	-------------	-----------------

Clerk of the Course :

Orbits

Sig : Time :

Chief Timekeeper : Ian Sharp (SMART Timing)

Results available at www.mylaps.com and www.smart-timing.co.uk

www.mylaps.com

Licensed to: SMART Timing

Printed: 03/08/2015 08:08:14

Page 2/2

KMSC National Motorcycle Racing**Sorted on best lap time**

Scottish Championship Superbikes & Shirlaws KMSC Clubman

Knockhill 1.267 miles

Warm Up 1

01/08/2015 10:00

Practice (10:00 Time) started at 9:59:16

Pos	No.	Name	Make/Model	CC	Class	Laps	Best Tm	Diff	Best Speed	2nd Best
1	179	Andrew TASKER	Kawasaki	ZX10R	SB	7	56.379		80.901	57.097
2	94	Greg GILFILLAN	Kawasaki	ZX10R	SB	8	58.528	2.149	77.930	59.008
3	72	Sean GILFILLAN	Kawasaki	ZX10R	SB	8	58.762	2.383	77.620	58.838
4	84	Darren ROSS	Kawasaki	ZX10R	SB	8	59.076	2.697	77.207	59.800
5	79	Bruce BIRNIE	BMW	S1000RR	SB	8	59.428	3.049	76.750	1:00.120
6	55	Donald MacFADYEN	BMW	S1000RR	SB	7	59.867	3.488	76.187	1:00.910
7	11	Richard HUGHES	BMW	S1000RR	C	8	1:00.385	4.006	75.534	1:01.419
8	50	Tim HASTINGS	Kawasaki	ZX6R 600	SB	8	1:00.645	4.266	75.210	1:00.838
9	155	Scott SHAND	Honda	CBR 1000RR	SB	6	1:00.986	4.607	74.789	1:01.763
10	33	Graeme BODEL	BMW	S1000RR	C	8	1:01.252	4.873	74.464	1:01.259
11	34	John DEAN	Suzuki	GSXR 750	SB	7	1:01.626	5.247	74.012	1:01.751
12	66	Derek BUTCHER	Kawasaki	ZX6R	C	8	1:02.040	5.661	73.519	1:02.783
13	119	Kristopher DUNCAN	Kawasaki	ZX6R 600	C	6	1:03.004	6.625	72.394	1:03.005
14	75	Charlie BUNYAN	Yamaha	R6 600	C	8	1:04.063	7.684	71.197	1:04.304
15	47	Alan BRYCE	BMW	1000RR	SB	4	1:04.615	8.236	70.589	1:04.698
16	69	Rodney SCOTT	BMW	S1000RR	C	8	1:04.637	8.258	70.565	1:05.142
17	63	Kenny PATERSON	BMW	S1000RR	C	5	1:05.538	9.159	69.595	1:05.879
18	36	Graham PATTERSON	Kawasaki	ZX10R	C	7	1:06.725	10.346	68.357	1:07.315
19	37	Steven PATERSON	Yamaha	R1	C	7	1:07.497	11.118	67.575	1:08.043
20	12	Neil BROWN	Honda	CBR1000	C	7	1:07.739	11.360	67.333	1:07.890

Clerk of the Course :

Orbits

Sig : Time :

Chief Timekeeper : Ian Sharp (SMART Timing)

www.mylaps.com

Results available at www.mylaps.com and www.smart-timing.co.uk

Licensed to: SMART Timing

Printed: 03/08/2015 08:19:29

KMSC National Motorcycle Racing

Scottish Championship Superbikes & Shirlaws KMSC Clubman

Knockhill 1.267 miles

Warm Up 1

01/08/2015 10:00

Practice (10:00 Time) started at 9:59:16

Lap	Time of Day	Lap Tm	S1	S2	S3	SFSpd	S1Spd
(179) Andrew TASKER							
1	10:00:23.783	1:05.636	20.534	24.579	20.523	48.948	123.133
2	10:01:23.510	59.727	16.688	23.172	19.867	136.954	125.201
3	10:02:22.276	58.766	16.305	23.008	19.453	138.081	126.380
4	10:03:19.415	57.139	15.958	21.732	19.449	138.939	127.339
5	10:04:15.794	56.379	15.731	21.678	18.970	140.982	127.581
6	10:05:12.891	57.097	15.610	22.420	19.067	141.279	126.618
7	10:06:11.082	58.191	15.611	22.795	19.785	139.808	128.068

Lap	Time of Day	Lap Tm	S1	S2	S3	SFSpd	S1Spd
(94) Greg GILFILLAN							
1	10:00:43.489	1:12.673	22.632	27.612	22.429	43.919	104.529
2	10:01:48.716	1:05.227	18.356	25.753	21.118	126.857	110.374
3	10:02:52.231	1:03.515	17.771	24.927	20.817	122.908	115.305
4	10:03:53.647	1:01.416	17.258	23.888	20.270	129.802	122.459
5	10:04:54.965	1:01.318	17.802	23.464	20.052	125.201	122.236
6	10:05:53.493	58.528	16.642	22.312	19.574	136.954	122.908
7	10:06:52.501	59.008	16.815	22.716	19.477	137.516	121.352
8	10:07:51.704	59.203	17.086	22.671	19.446	138.939	122.236

Lap	Time of Day	Lap Tm	S1	S2	S3	SFSpd	S1Spd
(72) Sean GILFILLAN							
1	10:00:43.657	1:12.389	22.513	27.602	22.274	46.281	101.371
2	10:01:49.037	1:05.380	18.489	25.768	21.123	133.415	107.544
3	10:02:52.529	1:03.492	17.814	24.887	20.791	133.150	113.935
4	10:03:53.890	1:01.361	17.393	24.019	19.949	136.398	118.775
5	10:04:55.243	1:01.353	17.835	23.896	19.622	128.068	119.835
6	10:05:54.596	59.353	16.788	23.183	19.382	138.652	119.621
7	10:06:53.434	58.838	16.403	23.255	19.180	143.087	121.352
8	10:07:52.196	58.762	16.445	22.821	19.496	142.782	121.572

Lap	Time of Day	Lap Tm	S1	S2	S3	SFSpd	S1Spd
(84) Darren ROSS							
1	10:00:37.863	1:14.105	23.245	28.076	22.784	42.908	105.848
2	10:01:42.547	1:04.684	18.141	25.763	20.780	114.518	116.304
3	10:02:44.079	1:01.532	17.255	23.981	20.296	130.560	119.196
4	10:03:45.190	1:01.111	17.172	24.040	19.899	128.805	117.940
5	10:04:45.699	1:00.509	16.847	23.920	19.742	130.053	120.049
6	10:05:45.499	59.800	16.603	23.321	19.876	132.362	124.273
7	10:06:45.506	1:00.007	16.535	23.838	19.634	136.121	124.044
8	10:07:44.582	59.076	16.291	22.925	19.860	137.234	126.380

Lap	Time of Day	Lap Tm	S1	S2	S3	SFSpd	S1Spd
(79) Bruce BIRNIE							
1	10:00:56.657	1:20.878	28.045	29.212	23.621	27.776	82.139
2	10:02:01.961	1:05.304	18.541	25.412	21.351	125.201	109.832
3	10:03:06.078	1:04.117	18.143	25.251	20.723	113.935	111.105
4	10:04:07.144	1:01.066	17.150	23.856	20.060	139.517	121.133
5	10:05:08.671	1:01.527	16.964	23.972	20.591	136.675	117.116
6	10:06:11.243	1:02.572	17.205	24.136	21.231	136.398	122.236
7	10:07:10.671	59.428	16.521	23.260	19.647	136.398	123.587
8	10:08:10.791	1:00.120	16.677	23.782	19.661	135.298	122.236

Lap	Time of Day	Lap Tm	S1	S2	S3	SFSpd	S1Spd
(55) Donald MacFADYEN							
1	10:00:34.647	1:13.296	23.560	27.525	22.211	44.005	107.372
2	10:01:38.762	1:04.115	17.905	25.457	20.753	128.559	118.985
3	10:02:41.801	1:03.039	17.120	25.054	20.865	135.025	121.133
4	10:03:44.162	1:02.361	18.097	24.038	20.226	130.814	123.587
5	10:04:45.072	1:00.910	16.781	23.977	20.152	136.675	124.273
6	10:05:44.939	59.867	16.716	23.539	19.612	134.754	126.857
7	10:06:47.359	1:02.420	16.630	24.596	21.194	130.814	125.201

Lap	Time of Day	Lap Tm	S1	S2	S3	SFSpd	S1Spd
(11) Richard HUGHES							
1	10:00:37.136	1:14.048	23.265	28.302	22.481	46.994	96.005
2	10:01:43.219	1:06.083	18.364	26.001	21.718	114.714	106.859
3	10:02:47.250	1:04.031	17.783	25.283	20.965	124.273	111.660
4	10:03:52.386	1:05.136	17.963	25.297	21.876	119.621	111.846
5	10:04:55.192	1:02.806	17.606	24.697	20.503	123.815	111.105
6	10:05:57.147	1:01.955	17.456	24.504	19.995	124.968	114.910
7	10:06:58.566	1:01.419	16.892	24.254	20.273	132.624	117.116
8	10:07:58.951	1:00.385	17.012	23.606	19.767	127.339	120.265

Lap	Time of Day	Lap Tm	S1	S2	S3	SFSpd	S1Spd
(50) Tim HASTINGS							
1	10:00:47.724	1:13.927	22.858	28.352	22.717	45.039	112.786
2	10:01:53.695	1:05.971	18.511	26.211	21.249	122.683	118.775
3	10:02:57.710	1:04.015	17.696	24.899	21.420	131.326	119.621
4	10:03:59.987	1:02.277	17.299	24.371	20.607	133.150	120.480

Lap	Time of Day	Lap Tm	S1	S2	S3	SFSpd	S1Spd
5	10:05:02.839	1:02.852	17.375	25.134	20.343	132.624	117.321
6	10:06:04.313	1:01.474	17.525	23.879	20.070	129.802	120.480
7	10:07:05.151	1:00.838	16.883	23.562	20.393	135.025	120.049
8	10:08:05.796	1:00.645	16.757	23.608	20.280	134.754	120.265

Lap	Time of Day	Lap Tm	S1	S2	S3	SFSpd	S1Spd
(155) Scott SHAND							
1	10:00:31.015	1:09.269	21.159	25.898	22.212	43.747	116.304
2	10:01:35.228	1:04.213	18.173	25.354	20.686	118.356	117.733
3	10:02:39.463	1:04.235	17.353	25.681	21.201	124.735	116.506
4	10:03:41.415	1:01.952	17.456	24.351	20.145	118.985	114.714
5	10:04:43.178	1:01.763	17.273	24.598	19.892	122.683	116.304
6	10:05:44.164	1:00.986	16.837	24.194	19.955	129.551	119.835

Lap	Time of Day	Lap Tm	S1	S2	S3	SFSpd	S1Spd
(33) Graeme BODEL							
1	10:00:36.848	1:14.507	23.133	28.564	22.810	45.497	105.349
2	10:01:45.769	1:08.921	19.950	27.199	21.772	105.020	107.717
3	10:02:50.661	1:04.892	18.443	25.613	20.836	110.739	111.105
4	10:03:53.784	1:03.123	17.451	25.026	20.646	123.587	115.305
5	10:04:58.236	1:04.452	18.556	24.968	20.928	116.103	103.242
6	10:05:59.488	1:01.252	17.359	23.847	20.046	122.908	117.940
7	10:07:01.175	1:01.687	17.472	24.058	20.157	118.985	116.912
8	10:08:02.434	1:01.259	17.151	24.129	19.979	123.360	119.835

Lap	Time of Day	Lap Tm	S1	S2	S3	SFSpd	S1Spd
(34) John DEAN							
1	10:00:30.172	1:10.520	21.413	27.295	21.812	52.882	113.742
2	10:01:34.252	1:04.080	18.193	25.083	20.804	121.572	117.526
3	10:03:21.793	1:47.541	17.539	26.232	1:03.770	125.905	121.133
4	10:04:25.792	1:03.999	18.139	24.913	20.947	58.660	119.409
5	10:05:27.543	1:01.751	17.191	24.300	20.260	130.306	121.792
6	10:06:30.246	1:02.703	16.777	25.459	20.467	133.415	122.459
7	10:07:31.872	1:01.626	17.044	24.085	20.497	130.306	120.915

Lap	Time of Day	Lap Tm	S1	S2	S3	SFSpd	S1Spd
(66) Derek BUTCHER							
1	10:00:39.651	1:13.600	22.980	27.990	22.630	40.944	101.371
2	10:01:47.440	1:07.789	19.199	26.380	22.210	114.910	109.653
3	10:02:53.432	1:05.992	18.437	26.509	21.046	122.236	110.556
4	10:03:58.739	1:05.307	18.017	25.956	21.334	125.670	112.786
5	10:05:02.758	1:04.019	18.191	24.953	20.875	127.339	112.597
6	10:06:06.126	1:03.368	17.528	25.054	20.786	130.053	115.504
7	1						

KMSC National Motorcycle Racing

Scottish Championship Superbikes & Shirlaws KMSC Clubman

Knockhill 1.267 miles

Warm Up 1

01/08/2015 10:00

Practice (10:00 Time) started at 9:59:16

Lap	Time of Day	Lap Tm	S1	S2	S3	SFSpd	S1Spd	Lap	Time of Day	Lap Tm	S1	S2	S3	SFSpd	S1Spd
-----	-------------	--------	----	----	----	-------	-------	-----	-------------	--------	----	----	----	-------	-------

8	10:08:26.672	1:07.141	18.333	27.741	21.067	122.236	109.118								
---	--------------	----------	--------	--------	--------	---------	---------	--	--	--	--	--	--	--	--

(63) Kenny PATERSON

1	10:00:38.649	1:14.614	23.327	28.391	22.896	44.325	100.310
2	10:01:46.947	1:08.298	19.007	27.146	22.145	116.304	115.107
3	10:02:52.826	1:05.879	18.588	25.589	21.702	128.068	115.903
4	10:03:58.364	1:05.538	18.288	25.649	21.601	125.670	117.733
5	10:05:05.932	1:07.568	18.778	26.838	21.952	132.102	109.118

(36) Graham PATTERSON

1	10:00:56.670	1:24.406	24.965	32.577	26.864	43.605	89.358
2	10:02:09.714	1:13.044	20.339	29.114	23.591	109.832	91.303
3	10:03:19.841	1:10.127	19.539	28.728	21.860	111.846	86.035
4	10:04:27.156	1:07.315	18.671	25.907	22.737	116.709	98.543
5	10:05:36.885	1:09.729	18.968	27.811	22.950	110.374	89.477
6	10:06:44.638	1:07.753	18.544	27.358	21.851	120.265	93.465
7	10:07:51.363	1:06.725	18.432	26.353	21.940	117.116	102.454

(37) Steven PATERSON

1	10:01:27.623	1:58.227	24.625	33.350	1:00.252	42.662	87.380
2	10:02:41.777	1:14.154	22.060	28.195	23.899	50.994	100.611
3	10:03:52.794	1:11.017	19.658	28.755	22.604	122.014	100.310
4	10:05:02.963	1:10.169	19.354	28.296	22.519	117.321	102.768
5	10:06:11.006	1:08.043	18.904	27.490	21.649	112.976	108.238
6	10:07:18.503	1:07.497	18.691	27.125	21.681	120.915	107.030
7	10:08:28.883	1:10.380	18.697	29.770	21.913	121.792	112.408

(12) Neil BROWN

1	10:00:47.121	1:18.317	23.589	30.766	23.962	48.841	98.543
2	10:01:57.733	1:10.612	20.141	27.781	22.690	111.290	106.015
3	10:03:07.902	1:10.169	19.921	27.394	22.854	112.786	109.474
4	10:04:15.641	1:07.739	18.865	26.715	22.159	115.504	114.323
5	10:05:23.626	1:07.985	18.833	27.145	22.007	119.835	114.323
6	10:06:31.689	1:08.063	18.659	27.371	22.033	122.459	117.526
7	10:07:39.579	1:07.890	18.818	26.923	22.149	119.835	115.703

Clerk of the Course :

Orbits

Sig : Time :

Chief Timekeeper : Ian Sharp (SMART Timing)

Results available at www.mylaps.com and www.smart-timing.co.uk

www.mylaps.com

Licensed to: SMART Timing

Printed: 03/08/2015 08:13:35

Page 2/2

KMSC National Motorcycle Racing**Sorted on best lap time**

KMSC 125's

Knockhill 1.267 miles

Warm Up 1

01/08/2015 10:15

Practice (10:00 Time) started at 10:09:58

Pos	No.	Name	Make/Model	CC	Class	Laps	Best Tm	Diff	Best Speed	2nd Best
1	27	James McLAREN	Aprilia	RS125	F125	7	1:11.674		63.637	1:11.830
2	11	Lewis PATERSON	Aprilia	RS125	F125	7	1:11.695	0.021	63.618	1:12.219
3	88	Lewis NICOL	Aprilia	RS125	F125	7	1:12.407	0.733	62.992	1:12.909
4	9	Rishon HICKEY	Aprilia	125	F125	6	1:13.812	2.138	61.793	1:14.537
5	47	Joel BAVIDGE	Aprilia	RS125	F125	6	1:19.067	7.393	57.686	1:19.502
6	7	Josh HODGE	Metrakit	70	F125	6	1:19.210	7.536	57.582	1:19.412
7	21	Marc GIBSON	Aprilia	RS125	F125	3	1:21.884	10.210	55.702	1:23.448
8	23	Oliver WALTERS	Aprilia	RS125	F125	1	1:30.088	18.414	50.629	

Clerk of the Course :

Orbits

Sig : Time :

Chief Timekeeper : Ian Sharp (SMART Timing)

Results available at www.mylaps.com and www.smart-timing.co.ukwww.mylaps.com

Licensed to: SMART Timing

Printed: 03/08/2015 07:36:48

KMSC National Motorcycle Racing

KMSC 125's

Knockhill 1.267 miles

Warm Up 1

01/08/2015 10:15

Practice (10:00 Time) started at 10:09:58

Lap	Time of Day	Lap Tm	S1	S2	S3	SFSpd	S1Spd	Lap	Time of Day	Lap Tm	S1	S2	S3	SFSpd	S1Spd
(27) James McLAREN															
1	10:11:34.096	1:23.927	26.777	30.999	26.151	36.177	77.491								
2	10:12:48.584	1:14.488	21.951	27.788	24.749	89.002	80.950								
3	10:14:02.246	1:13.662	20.924	28.107	24.631	89.477									
4	10:15:15.229	1:12.983	20.624	27.470	24.889	91.427	81.739								
5	10:16:28.276	1:13.047	21.193	27.389	24.465	89.002	80.755								
6	10:17:39.950	1:11.674	20.488	27.013	24.173	89.716									
7	10:18:51.780	1:11.830	20.876	26.912	24.042	90.442	81.146								
(11) Lewis PATERSON															
1	10:11:27.410	1:22.648	26.585	30.118	25.945	36.671	78.488								
2	10:12:41.675	1:14.265	21.390	28.142	24.733	92.690	82.139								
3	10:13:55.512	1:13.837	20.958	28.261	24.618	94.385	82.951								
4	10:15:08.569	1:13.057	20.644	27.683	24.730	93.465	83.780								
5	10:16:21.057	1:12.488	20.545	27.541	24.402	92.562	83.467								
6	10:17:33.276	1:12.219	20.510	27.404	24.305	93.595	83.571								
7	10:18:44.971	1:11.695	20.381	27.025	24.289	93.726	83.157								
(88) Lewis NICOL															
1	10:11:29.108	1:23.744	26.243	31.021	26.480	40.451	77.313								
2	10:12:46.583	1:17.475	22.357	29.262	25.856	91.552	82.139								
3	10:14:01.844	1:15.261	21.701	28.963	24.597	91.802	82.341								
4	10:15:15.547	1:13.703	21.318	28.136	24.249	92.690	83.571								
5	10:16:28.456	1:12.909	21.522	27.722	23.665	91.179	82.442								
6	10:17:40.863	1:12.407	20.979	27.643	23.785	92.435	83.780								
7	10:18:54.661	1:13.798	22.146	28.035	23.617	93.205	82.240								
(9) Rishon HICKEY															
1	10:11:40.140	1:24.703	28.408	30.644	25.651	32.529	75.657								
2	10:12:57.470	1:17.330	21.378	30.549	25.403	90.564	79.700								
3	10:14:13.509	1:16.039	21.120	29.414	25.505	92.562	81.048								
4	10:15:31.549	1:18.040	23.275	29.661	25.104	91.552	77.671								
5	10:16:46.086	1:14.537	20.897	28.750	24.890	92.818									
6	10:17:59.898	1:13.812	20.571	28.639	24.602	94.651	80.658								
(47) Joel BAVIDGE															
1	10:11:48.090	1:33.332	29.081	35.083	29.168	29.241	73.422								
2	10:13:12.133	1:24.043	23.749	31.878	28.416	81.540	73.826								
3	10:14:36.339	1:24.206	23.606	32.543	28.057	80.658	75.233								
4	10:15:57.807	1:21.468	22.286	31.362	27.820	81.639	75.657								
5	10:17:17.309	1:19.502	22.333	30.120	27.049	81.146	75.064								
6	10:18:36.376	1:19.067	21.543	30.252	27.272	81.739	76.000								
(7) Josh HODGE															
1	10:11:45.760	1:30.721	29.249	32.588	28.884	28.938	61.062								
2	10:13:08.070	1:22.310	23.910	29.536	28.864	76.432	72.004								
3	10:14:31.020	1:22.950	24.038	30.873	28.039	76.519	71.696								
4	10:15:52.698	1:21.678	23.337	29.994	28.347	76.000	72.627								
5	10:17:11.908	1:19.210	23.002	28.987	27.221	76.259	70.565								
6	10:18:31.320	1:19.412	23.016	28.390	28.006	76.345	71.164								
(21) Marc GIBSON															
1	10:11:44.393	1:30.811	28.590	33.761	28.460	32.124	74.647								
2	10:13:06.277	1:21.884	23.115	30.848	27.921	83.054	73.502								
3	10:14:29.725	1:23.448	22.532	32.646	28.270	83.885	74.481								
(23) Oliver WALTERS															
1	10:12:26.084	1:30.088	28.038	32.667	29.383	31.140	70.863								

Clerk of the Course :

Orbits

Sig : Time :

Chief Timekeeper : Ian Sharp (SMART Timing)

Results available at www.mylaps.com and www.smart-timing.co.uk

www.mylaps.com

Licensed to: SMART Timing

Printed: 03/08/2015 07:37:11

KMSC National Motorcycle Racing**Sorted on best lap time**

Scottish Championship Superstock 600

Knockhill 1.267 miles

Qualifying

01/08/2015 10:30

Qualifying (10:00 Time) started at 10:22:44

Pos	No.	Name	Make/Model	CC	Class	Laps	Best Tm	Diff	Best Speed	2nd Best
1	8	Lewis ROLLO	Kawasaki	ZXR 600	S6	10	56.128		81.262	56.251
2	99	Callum GRIGOR	Kawasaki	ZX6R 600	S6	7	57.621	1.493	79.157	58.014
3	28	Paul BOWERBANK	Kawasaki	ZX6R 600	S6	9	58.061	1.933	78.557	58.636
4	45	Ewan GRAY	Kawasaki	ZX6R 600	S6	9	58.740	2.612	77.649	59.064
5	7	Jodie CHALK	Triumph	675	S6	9	58.818	2.690	77.546	58.918
6	19	Kristopher DUNCAN	Kawasaki	ZX6R	S6	8	1:00.062	3.934	75.940	1:00.217
7	5	Daniel MacLEAN	Honda	CBR600RR	S6	8	1:01.533	5.405	74.124	1:02.215
8	27	Andrew DONALD	Yamaha	R6 600	S6	8	1:02.949	6.821	72.457	1:03.184
9	32	Matthew KERR	Yamaha	R6 600	S6	6	1:03.976	7.848	71.294	1:05.027
10	93	Kyle DUNCAN	Kawasaki	ZX6R 600	S6	5	1:05.523	9.395	69.611	1:05.916
11	50	Barry GARRETT	Suzuki	GSXR	S6	8	1:05.609	9.481	69.519	1:06.260
12	63	Chris EASTWOOD	Suzuki	GSXR600	S6	8	1:09.342	13.214	65.777	1:09.807

Clerk of the Course :

Orbits

Sig : Time :

Chief Timekeeper : Ian Sharp (SMART Timing)

www.mylaps.com

Results available at www.mylaps.com and www.smart-timing.co.uk

Licensed to: SMART Timing

Printed: 03/08/2015 08:27:20

KMSC National Motorcycle Racing

Scottish Championship Superstock 600

Knockhill 1.267 miles

Qualifying

01/08/2015 10:30

Qualifying (10:00 Time) started at 10:22:44

Lap	Time of Day	Lap Tm	S1	S2	S3	SFSpd	S1Spd
(8) Lewis ROLLO							
1	10:23:49.234	1:01.178	18.459	22.670	20.049	59.651	120.049
2	10:24:46.896	57.662	16.152	21.898	19.612	135.845	122.014
3	10:25:43.641	56.745	15.825	21.602	19.318	136.121	121.352
4	10:26:39.769	56.128	15.701	21.255	19.172	137.516	122.459
5	10:27:36.030	56.261	15.647	21.453	19.161	136.398	122.683
6	10:28:33.548	57.518	15.813	21.745	19.960	137.516	122.236
7	10:29:30.550	57.002	16.045	21.603	19.354	137.798	121.133
8	10:30:28.036	57.486	16.150	21.807	19.529	137.234	119.409
9	10:31:24.373	56.337	15.708	21.257	19.372	136.398	122.908
10	10:32:20.624	56.251	15.812	21.293	19.146	136.121	123.133

(99) Callum GRIGOR							
1	10:23:52.266	1:03.856	19.264	24.194	20.398	54.603	115.703
2	10:24:51.311	59.045	16.365	23.051	19.629	130.814	118.985
3	10:25:49.974	58.663	16.170	22.885	19.608	133.415	119.621
4	10:26:47.988	58.014	16.090	22.509	19.415	132.624	120.049
5	10:27:45.609	57.621	16.141	22.272	19.208	133.680	119.835
6	10:31:07.687	3:22.078	16.223	22.336	2:43.519	133.947	119.409
7	10:32:10.640	1:02.953	19.366	23.845	19.742	51.306	117.733

(28) Paul BOWERBANK							
1	10:23:56.172	1:05.035	19.818	24.376	20.841	51.661	118.356
2	10:24:56.888	1:00.716	16.949	23.892	19.875	134.754	118.985
3	10:25:56.635	59.747	16.368	23.486	19.893	136.121	120.480
4	10:26:56.197	59.562	16.583	23.161	19.818	133.947	122.014
5	10:27:55.344	59.147	16.387	23.013	19.747	135.298	121.572
6	10:28:53.980	58.636	16.284	22.871	19.481	135.571	122.236
7	10:29:52.711	58.731	16.379	22.913	19.439	136.398	121.792
8	10:30:50.772	58.061	16.057	22.500	19.504	136.398	123.360
9	10:31:59.258	1:08.486	23.295	24.716	20.475	134.754	117.733

(45) Ewan GRAY							
1	10:23:55.879	1:05.547	19.818	24.748	20.981	53.133	111.105
2	10:24:57.473	1:01.594	17.146	24.167	20.281	131.326	114.129
3	10:25:57.930	1:00.457	16.776	23.385	20.296	131.326	116.912
4	10:26:57.644	59.714	16.535	22.948	20.231	130.306	119.835
5	10:27:57.148	59.504	16.667	22.990	19.847	130.814	115.903
6	10:28:56.742	59.594	16.316	23.519	19.759	132.624	118.985
7	10:29:55.806	59.064	16.302	22.855	19.907	134.215	118.147
8	10:30:54.546	58.740	16.187	22.388	20.165	132.102	118.147
9	10:31:53.741	59.195	16.872	22.705	19.618	127.098	118.565

(7) Jodie CHALK							
1	10:23:54.217	1:05.322	19.568	25.072	20.682	54.737	110.922
2	10:24:56.133	1:01.916	17.932	24.286	19.698	129.053	111.290
3	10:25:56.921	1:00.788	16.772	23.498	20.518	132.362	118.356
4	10:26:56.748	59.827	16.611	23.612	19.604	128.313	118.565
5	10:27:56.172	59.424	16.516	23.258	19.650	132.362	119.621
6	10:28:56.231	1:00.059	16.647	23.829	19.583	130.053	118.356
7	10:29:55.149	58.918	16.534	22.980	19.404	131.584	120.915
8	10:30:54.268	59.119	16.238	22.734	20.147	134.484	120.049
9	10:31:53.086	58.818	16.669	22.768	19.381	133.947	121.133

(19) Kristopher DUNCAN							
1	10:23:54.802	1:04.975	19.661	24.589	20.725	52.102	112.033
2	10:24:58.491	1:03.689	18.760	24.458	20.471	135.025	114.129
3	10:26:00.109	1:01.618	17.159	23.847	20.612	131.842	118.985
4	10:27:00.709	1:00.600	16.831	23.461	20.308	135.298	119.835
5	10:28:01.013	1:00.304	16.764	23.355	20.185	136.675	117.733
6	10:29:01.887	1:00.874	16.947	23.306	20.621	133.415	119.621
7	10:30:02.104	1:00.217	16.781	23.193	20.243	134.754	120.480
8	10:31:02.166	1:00.062	16.590	23.249	20.223	135.298	117.733

(5) Daniel MacLEAN							
1	10:24:12.157	1:16.634	22.469	29.755	24.410	47.326	105.020
2	10:25:19.309	1:07.152	18.965	26.067	22.120	116.709	113.357
3	10:26:25.894	1:06.585	18.738	25.874	21.973	119.196	115.504
4	10:27:33.157	1:07.263	18.554	26.472	22.237	116.304	116.304
5	10:28:36.752	1:03.595	18.165	24.155	21.275	128.313	115.703
6	10:29:40.118	1:03.366	17.417	24.971	20.978	129.551	112.033
7	10:30:42.333	1:02.215	17.809	23.740	20.666	127.098	115.703
8	10:31:43.866	1:01.533	17.063	23.756	20.714	128.313	116.506

Lap	Time of Day	Lap Tm	S1	S2	S3	SFSpd	S1Spd
(27) Andrew DONALD							
1	10:24:07.096	1:12.913	21.925	28.877	22.111	42.935	96.558
2	10:25:13.675	1:06.579	18.109	26.518	21.952	124.504	108.588
3	10:26:18.780	1:05.105	18.521	25.332	21.252	120.697	104.529
4	10:27:22.540	1:03.760	17.621	25.040	21.099	128.805	113.357
5	10:28:25.724	1:03.184	17.551	24.876	20.757	129.302	114.323
6	10:29:29.052	1:03.328	17.517	24.946	20.865	130.053	115.305
7	10:30:32.001	1:02.949	17.608	24.467	20.874	127.824	113.549
8	10:31:35.594	1:03.593	17.691	24.691	21.211	129.302	115.107

(32) Matthew KERR							
1	10:24:10.212	1:15.750	22.934	29.619	23.197	42.716	90.320
2	10:25:18.417	1:08.205	19.873	26.158	22.174	113.549	107.890
3	10:26:25.387	1:06.970	18.898	25.736	22.336	123.815	113.549
4	10:27:30.615	1:05.228	17.977	25.642	21.609	126.142	115.107
5	10:28:34.591	1:03.976	18.201	24.494	21.281	130.306	115.504
6	10:29:39.618	1:05.027	18.432	25.436	21.159	131.326	105.349

(93) Kyle DUNCAN							
1	10:24:05.162	1:13.375	21.479	28.959	22.937	52.183	89.836
2	10:25:13.522	1:08.360	18.531	27.571	22.258	128.313	105.349
3	10:26:21.110	1:07.588	18.552	27.267	21.769	129.053	101.987
4	10:27:26.633	1:05.523	18.018	25.900	21.605	128.068	110.739
5	10:28:32.549	1:05.916	17.926	26.170	21.820	127.824	105.848

(50) Barry GARRETT							
1	10:24:07.883	1:13.018	22.190	28.425	22.403	45.807	96.281
2	10:25:15.409	1:07.526	18.733	26.648	22.145	129.802	106.689
3	10:26:25.120	1:09.711	18.936	28.297	22.478	123.587	106.859
4	10:27:32.750	1:07.630	18.824	26.323	22.483	115.504	111.846
5	10:28:40.454	1:07.704	19.000	26.366	22.338	124.504	112.408
6	10:29:48.191	1:07.737	18.377	26.129	23.231	124.273	109.653
7	10:30:54.451	1:06.260	18.481	26.002	21.777	124.504	111.474
8	10:32:00.060	1:05.609	18.104	25.575	21.930	128.313	110.012

(63) Chris EASTWOOD							
1	10:24:11.895	1:19.484	23.354	31.406	24.724	49.163	91.552
2	10:25:26.534	1:14.639	20.524	29.532	24.583	116.912	101.066
3	10:26:40.340	1:13.806	20.150	29.190	24.466	113.742	103.561
4	10:27:52.343	1:12.003	20.122	28.536	23.345	114.910	103.242
5	10:29:03.805	1:11.462	19.398	28.552	23.512	118.985	105.349
6	10:30:14.660	1:10.855	19.318	28.250	23.287	121.133	105.349
7	10:31:24.002	1:09.342	18.768	27.524	23.050	126.142	106.520
8	10:32:33.809	1:09.807	19.162	27.764	22.881	125.201	107.717

Clerk of the Course :

Orbits

Sig : Time :

Chief Timekeeper : Ian Sharp (SMART Timing)

www.mylaps.com

Results available at www.mylaps.com and www.smart-timing.co.uk

Licensed to: SMART Timing

KMSC National Motorcycle Racing

Scottish Championship Superstock 600

Knockhill 1.267 miles

Race 1 - 1st Race

01/08/2015 12:30

Race (10 Laps) started at 12:18:15

POLE POSITION

3
28 Paul BOWERBANK
58.061

2
99 Callum GRIGOR
57.621

1
8 Lewis ROLLO
56.128

6
19 Kristopher DUNCAN
1:00.062

5
7 Jodie CHALK
58.818

4
45 Ewan GRAY
58.740

9
32 Matthew KERR
1:03.976

8
27 Andrew DONALD
1:02.949

7
5 Daniel MacLEAN
1:01.533

12
63 Chris EASTWOOD
1:09.342

11
50 Barry GARRETT
1:05.609

10
93 Kyle DUNCAN
1:05.523

1

2

3

4

Clerk of the Course :

Orbits

Sig : Time :

Chief Timekeeper : Ian Sharp (SMART Timing)

Results available at www.mylaps.com and www.smart-timing.co.uk

www.mylaps.com

Licensed to: SMART Timing

Printed: 03/08/2015 08:27:52

KMSC National Motorcycle Racing

Scottish Championship Superstock 600

Knockhill 1.267 miles

Race 17 - 2nd Race

02/08/2015 12:30

Race (10 Laps) started at 12:21:40

POLE POSITION

3
28 Paul BOWERBANK
58.061

2
99 Callum GRIGOR
57.621

1
8 Lewis ROLLO
56.128

6
19 Kristopher DUNCAN
1:00.062

5
7 Jodie CHALK
58.818

4
45 Ewan GRAY
58.740

9
32 Matthew KERR
1:03.976

8
27 Andrew DONALD
1:02.949

7
5 Daniel MacLEAN
1:01.533

12
63 Chris EASTWOOD
1:09.342

11
50 Barry GARRETT
1:05.609

10
93 Kyle DUNCAN
1:05.523

1

2

3

4

Clerk of the Course :

Orbits

Sig : Time :

Chief Timekeeper : Ian Sharp (SMART Timing)

Results available at www.mylaps.com and www.smart-timing.co.uk

www.mylaps.com

Licensed to: SMART Timing

Printed: 03/08/2015 08:28:11

KMSC National Motorcycle Racing**Sorted on best lap time**

KMSC Cupar Motorcycles Pre-Injection 600

Knockhill 1.267 miles

Qualifying

01/08/2015 10:45

Qualifying (10:00 Time) started at 10:39:22

Pos	No.	Name	Make/Model	CC	Class	Laps	Best Tm	Diff	Best Speed	2nd Best
1	11	Patrick FORMAN	Yamaha	R6 600	Pl6	10	58.560		77.888	58.715
2	21	Michael BURKE	Yamaha	R6 600	Pl6	10	58.652	0.092	77.765	59.977
3	84	Kyle HARPER	Yamaha	R6 600	Pl6	10	59.257	0.697	76.971	1:00.685
4	86	Russell WILL	Yamaha	R6 600	Pl6	10	59.766	1.206	76.316	59.957
5	48	David McCAFFERTY	Yamaha	R6 600	Pl6	7	1:00.027	1.467	75.984	1:00.114
6	47	Steven HADDOW	Yamaha	R6 600	Pl6	5	1:00.120	1.560	75.866	1:00.547
7	119	Allan HARROW	Yamaha	R6 600	Pl6	9	1:00.216	1.656	75.746	1:02.335
8	17	Mike ANDERSON	Yamaha	R6 600	Pl6	7	1:00.248	1.688	75.705	1:00.677
9	89	Alex BASS	Yamaha	R6 600	Pl6	10	1:00.353	1.793	75.574	1:00.627
10	88	Brian MARR	Yamaha	R6 600	Pl6	10	1:00.681	2.121	75.165	1:01.101
11	92	Andrew CRAIGMILE	Yamaha	YZF R6	Pl6	6	1:01.044	2.484	74.718	1:01.131
12	58	Barry STEWART	Yamaha	R6 600	Pl6	10	1:01.556	2.996	74.097	1:02.614
13	16	Michael CLARK	Honda	CBR600	Pl6	10	1:01.885	3.325	73.703	1:03.212
14	6	James WILKEN	Yamaha	R6 600	Pl6	7	1:02.308	3.748	73.202	1:02.605
15	54	Cameron ROBB	Yamaha	R6 600	Pl6	5	1:04.346	5.786	70.884	1:04.843
16	91	Lewis SHAND	Yamaha	R6 600	Pl6	8	1:04.769	6.209	70.421	1:05.500
17	60	Douglas BROWN	Yamaha	R6 600	Pl6	9	1:04.882	6.322	70.298	1:05.653
18	73	Fraser CAMERON	Yamaha	R6 600	Pl6	8	1:05.078	6.518	70.087	1:06.384
19	79	James ROTHERAY	Yamaha	R6 600	Pl6	9	1:06.197	7.637	68.902	1:06.305
20	199	Ross WATTS	Yamaha	R6 600	Pl6	9	1:08.586	10.026	66.502	1:08.874
21	81	Stewart MARR	Yamaha	R6 600	Pl6	8	1:09.950	11.390	65.205	1:10.331
22	35	Ross BEATTIE	Yamaha	R6 600	Pl6	8	1:11.955	13.395	63.388	1:12.097

Clerk of the Course :

Orbits

Sig : Time :

Chief Timekeeper : Ian Sharp (SMART Timing)

Results available at www.mylaps.com and www.smart-timing.co.ukwww.mylaps.com

Licensed to: SMART Timing

Printed: 03/08/2015 07:45:54

KMSC National Motorcycle Racing

KMSC Cupar Motorcycles Pre-Injection 600

Knockhill 1.267 miles

Qualifying

01/08/2015 10:45

Qualifying (10:00 Time) started at 10:39:22

Lap	Time of Day	Lap Tm	S1	S2	S3	SFSpd	S1Spd
(11) Patrick FORMAN							
1	10:40:28.786	1:03.131	19.582	23.423	20.126	55.415	111.660
2	10:41:28.502	59.716	17.165	22.678	19.873	127.581	112.033
3	10:42:27.424	58.922	16.392	22.663	19.867	128.068	113.357
4	10:43:25.984	58.560	16.361	22.581	19.618	128.068	112.786
5	10:44:25.662	59.678	16.308	22.947	20.423	128.559	110.739
6	10:45:25.308	59.646	17.158	22.782	19.706	126.857	111.660
7	10:46:25.080	59.772	17.048	22.992	19.732	128.068	113.549
8	10:47:24.263	59.183	16.927	22.391	19.865	128.313	113.166
9	10:48:23.479	59.216	16.747	22.730	19.739	128.068	113.935
10	10:49:22.194	58.715	16.374	22.480	19.861	127.098	113.166

Lap	Time of Day	Lap Tm	S1	S2	S3	SFSpd	S1Spd
(21) Michael BURKE							
1	10:40:36.865	1:08.730	21.393	26.198	21.139	46.313	101.371
2	10:41:38.692	1:01.827	17.141	23.838	20.848	128.559	112.033
3	10:42:40.097	1:01.405	17.039	23.686	20.680	127.581	113.166
4	10:43:40.883	1:00.786	16.885	23.128	20.773	129.551	113.935
5	10:44:40.860	59.977	16.636	23.098	20.243	126.618	112.408
6	10:45:43.522	1:02.662	16.724	24.668	21.270	127.098	112.597
7	10:46:46.361	1:02.839	16.663	24.298	21.878	128.313	114.518
8	10:47:46.584	1:00.223	16.611	23.452	20.160	129.302	115.107
9	10:48:47.822	1:01.238	17.125	23.649	20.464	130.814	94.518
10	10:49:46.474	58.652	16.324	22.295	20.033	129.551	114.129

Lap	Time of Day	Lap Tm	S1	S2	S3	SFSpd	S1Spd
(84) Kyle HARPER							
1	10:40:34.906	1:07.244	21.288	24.909	21.047	49.199	111.474
2	10:41:36.823	1:01.917	17.218	24.026	20.673	126.618	114.129
3	10:42:38.407	1:01.584	17.414	23.864	20.306	127.824	115.305
4	10:43:39.142	1:00.735	16.740	23.596	20.399	128.805	114.714
5	10:44:39.827	1:00.685	16.877	23.514	20.294	127.581	113.935
6	10:45:42.133	1:02.306	16.956	25.144	20.206	127.339	113.742
7	10:46:45.705	1:03.572	17.334	24.851	21.387	128.068	113.549
8	10:47:48.030	1:02.325	17.701	24.252	20.372	126.857	116.304
9	10:48:49.095	1:01.065	16.609	23.505	20.951	127.339	114.910
10	10:49:48.352	59.257	16.628	22.784	19.845	126.142	115.305

Lap	Time of Day	Lap Tm	S1	S2	S3	SFSpd	S1Spd
(86) Russell WILL							
1	10:40:37.406	1:10.443	22.344	26.845	21.254	48.244	107.544
2	10:41:39.761	1:02.355	17.320	24.864	20.171	126.857	113.549
3	10:42:41.299	1:01.538	17.124	24.344	20.070	128.805	114.518
4	10:43:42.649	1:01.350	16.771	23.901	20.678	129.302	115.703
5	10:44:42.415	59.766	16.661	23.261	19.844	128.805	114.910
6	10:45:43.697	1:01.282	16.621	23.781	20.880	130.560	115.504
7	10:46:46.220	1:02.523	17.136	23.957	21.430	128.805	115.903
8	10:47:48.893	1:02.673	17.351	24.458	20.864	130.814	113.935
9	10:48:49.861	1:00.968	16.762	23.763	20.443	129.802	116.709
10	10:49:49.818	59.957	17.233	23.040	19.684	128.068	117.116

Lap	Time of Day	Lap Tm	S1	S2	S3	SFSpd	S1Spd
(48) David McCafferty							
1	10:40:51.528	1:15.374	23.227	29.326	22.821	39.175	89.836
2	10:41:55.816	1:04.288	17.637	25.089	21.562	129.302	108.941
3	10:42:59.492	1:03.676	17.307	25.414	20.955	130.814	110.556
4	10:43:59.992	1:00.500	16.685	23.456	20.359	130.814	112.786
5	10:45:00.106	1:00.114	16.704	23.258	20.152	131.842	115.903
6	10:46:00.133	1:00.027	16.522	23.412	20.093	132.624	110.374
7	10:47:00.265	1:00.132	16.353	22.852	20.927	132.362	115.504

Lap	Time of Day	Lap Tm	S1	S2	S3	SFSpd	S1Spd
(47) Steven HADDOW							
1	10:40:59.664	1:23.047	23.317	30.402	29.328	38.634	99.566
2	10:42:18.813	1:19.149	22.100	32.458	24.591	88.884	97.117
3	10:43:21.916	1:03.103	16.981	24.596	21.526	127.098	112.597
4	10:44:22.463	1:00.547	16.728	23.844	19.975	130.053	114.129
5	10:45:22.583	1:00.120	16.328	23.707	20.085	129.802	114.323

Lap	Time of Day	Lap Tm	S1	S2	S3	SFSpd	S1Spd
(119) Allan HARROW							
1	10:41:05.879	1:26.536	29.863	31.583	25.090	39.568	63.609
2	10:42:22.590	1:16.711	20.617	30.762	25.332	90.320	85.270
3	10:43:27.122	1:04.532	17.823	25.030	21.679	124.968	101.371
4	10:44:33.699	1:06.577	18.257	25.939	22.381	120.915	110.012
5	10:45:36.486	1:02.787	16.946	24.589	21.252	123.815	108.238
6	10:46:40.123	1:03.637	17.040	25.637	20.960	127.098	102.298
7	10:47:42.458	1:02.335	17.201	24.170	20.964	123.133	107.890
8	10:48:50.455	1:07.997	21.817	25.815	20.365	128.313	71.239

Lap	Time of Day	Lap Tm	S1	S2	S3	SFSpd	S1Spd
(17) Mike ANDERSON							
9	10:49:50.671	1:00.216	16.585	23.576	20.055	126.857	114.323
1	10:40:44.595	1:11.509	22.578	26.947	21.984	40.994	101.066
2	10:41:47.516	1:02.921	17.096	24.238	21.587	117.733	102.926
3	10:42:48.193	1:00.677	16.976	23.099	20.602	118.147	106.015
4	10:43:49.061	1:00.868	16.777	23.314	20.777	120.915	105.848
5	10:44:49.309	1:00.248	16.643	23.111	20.494	120.480	106.351
6	10:45:50.195	1:00.886	16.704	23.218	20.964	120.265	106.520
7	10:46:53.061	1:02.866	16.914	24.218	21.734	121.792	106.520

Lap	Time of Day	Lap Tm	S1	S2	S3	SFSpd	S1Spd
(89) Alex BASS							
1	10:40:31.836	1:06.518	19.665	25.490	21.363	55.830	110.556
2	10:41:36.658	1:04.822	17.215	26.109	21.498	129.302	112.220
3	10:42:39.914	1:03.256	17.369	25.022	20.865	126.618	110.739
4	10:43:42.553	1:02.639	17.531	24.358	20.750	127.098	109.296
5	10:44:45.001	1:02.448	17.583	24.149	20.716	126.857	109.296
6	10:45:46.684	1:01.683	17.307	23.737	20.639	126.380	113.935
7	10:46:47.311	1:00.627	16.764	23.596	20.267	128.068	111.290
8	10:47:52.155	1:04.844	18.119	25.798	20.927	128.805	109.118
9	10:48:52.508	1:00.353	16.427	23.718	20.208	131.842	113.935
10	10:49:55.122	1:02.614	16.484	25.008	21.122	132.102	116.103

Lap	Time of Day	Lap Tm	S1	S2	S3	SFSpd	S1Spd
(88) Brian MARR							
1	10:40:32.461	1:06.380	19.860	25.209	21.311	57.504	104.529
2	10:41:35.807	1:03.346	16.964	25.020	21.362	124.735	112.033
3	10:42:38.360	1:02.553	17.323	24.330	20.900	121.352	106.859
4	10:43:40.915	1:02.555	17.322	24.155	21.078	123.133	108.764
5	10:44:42.016	1:01.101	17.259	23.405	20.437	122.014	109.296
6	10:45:44.083	1:02.067	16.645	23.870	21.552	123.360	107.890
7	10:46:46.766	1:02.683	17.458	23.850	21.375	125.905	107.201
8	10:47:49.645	1:02.879	18.159	24.496	20.224	125.670	97.682
9	10:48:50.973	1:01.328	16.580	24.130	20.618	126.380	111.474
10	10:49:51.654	1:00.681	16.689	23.369	20.623	126.618	112.033

Lap	Time of Day	Lap Tm	S1	S2	S3	SFSpd	S1Spd
(92) Andrew CRAIGMILE							
1	10:40:38.455	1:09.973	21.404	26.693	21.876	47.226	102.142
2	10:41:41.767	1:03.312	17.763	24.502	21.047	125.905	109.296
3	10:42:43.121	1:01.354	17.307	23.462	20.585	128.068	110.922
4	10:43:44.165	1:01.044	16.910	23.554	20.580	129.302	112.597

KMSC National Motorcycle Racing

KMSC Cupar Motorcycles Pre-Injection 600

Knockhill 1.267 miles

Qualifying

01/08/2015 10:45

Qualifying (10:00 Time) started at 10:39:22

Lap	Time of Day	Lap Tm	S1	S2	S3	SFSpd	S1Spd	Lap	Time of Day	Lap Tm	S1	S2	S3	SFSpd	S1Spd
7	10:47:02.206	1:02.605	17.790	24.161	20.654	115.305	112.597	2	10:42:05.945	1:14.247	20.008	30.100	24.139	110.012	82.543
(54) Cameron ROBB								3	10:43:21.384	1:15.439	21.013	30.419	24.007	104.043	74.813
1	10:40:45.029	1:15.691	22.851	29.285	23.555	43.295	89.358	4	10:45:28.410	2:07.026	1:08.659	34.659	23.708	116.912	86.927
2	10:41:53.741	1:08.712	19.375	27.341	21.996	115.703	92.818	5	10:46:44.825	1:16.415	22.179	30.629	23.607	111.290	59.757
3	10:43:02.421	1:08.680	17.904	29.134	21.642	126.142	100.914	6	10:47:58.032	1:13.207	21.024	28.733	23.450	104.856	84.732
4	10:44:07.264	1:04.843	17.535	25.842	21.466	127.581	103.402	7	10:49:09.987	1:11.955	19.561	28.644	23.750	111.290	82.240
5	10:45:11.610	1:04.346	17.117	25.745	21.484	125.435	106.689	8	10:50:22.084	1:12.097	19.638	29.142	23.317	113.357	85.706
(91) Lewis SHAND															
1	10:40:54.273	1:19.513	23.601	31.497	24.415	43.804	89.358								
2	10:42:06.970	1:12.697	19.515	29.824	23.358	119.835	93.465								
3	10:43:18.329	1:11.359	19.882	28.345	23.132	119.196	87.608								
4	10:44:26.213	1:07.884	18.631	27.177	22.076	123.815	102.926								
5	10:45:32.131	1:05.918	17.799	25.932	22.187	124.504	104.204								
6	10:46:38.925	1:06.794	17.890	26.956	21.948	123.815	103.561								
7	10:47:44.425	1:05.500	17.667	26.467	21.366	124.735	111.105								
8	10:48:49.194	1:04.769	17.867	24.885	22.017	127.581	111.290								
(60) Douglas BROWN															
1	10:40:58.977	1:21.725	25.615	30.921	25.189	33.470	92.435								
2	10:42:10.236	1:11.259	20.827	27.725	22.707	106.859	99.272								
3	10:43:26.866	1:16.630	19.023	31.045	26.562	122.014	104.529								
4	10:44:35.228	1:08.362	19.072	26.307	22.983	120.049	103.242								
5	10:45:40.110	1:04.882	17.923	25.024	21.935	124.044	106.351								
6	10:46:46.167	1:06.057	18.425	25.580	22.052	123.133	105.184								
7	10:47:52.787	1:06.620	18.655	25.969	21.996	125.201	106.015								
8	10:48:59.125	1:06.338	18.124	25.521	22.693	125.670	106.351								
9	10:50:04.778	1:05.653	18.559	25.260	21.834	122.236	104.856								
(73) Fraser CAMERON															
1	10:40:56.585	1:18.821	25.305	29.916	23.600	36.079	85.487								
2	10:42:07.687	1:11.102	20.713	28.323	22.066	111.105	94.919								
3	10:43:21.722	1:14.035	19.713	30.312	24.010	111.660	87.952								
4	10:44:30.971	1:09.249	20.322	27.171	21.756	107.372	95.053								
5	10:45:36.049	1:05.078	18.125	25.599	21.354	117.526	100.310								
6	10:46:43.247	1:07.198	18.618	26.997	21.583	121.352	99.419								
7	10:47:49.631	1:06.384	18.315	25.963	22.106	117.321	103.402								
8	10:48:59.067	1:09.436	19.196	27.114	23.126	109.118	95.731								
(79) James ROTHERAY															
1	10:40:47.449	1:16.679	23.332	30.069	23.278	41.399	94.785								
2	10:41:55.710	1:08.261	19.235	26.693	22.333	118.775	101.066								
3	10:43:03.840	1:08.130	18.731	27.308	22.091	119.621	98.833								
4	10:44:10.037	1:06.197	18.197	26.119	21.881	119.196	106.520								
5	10:45:16.837	1:06.800	18.403	26.017	22.380	119.621	102.298								
6	10:46:23.484	1:06.647	18.835	25.673	22.139	119.409	105.184								
7	10:47:29.999	1:06.515	18.819	25.637	22.059	120.049	94.785								
8	10:48:36.547	1:06.548	18.052	26.095	22.401	120.049	108.064								
9	10:49:42.852	1:06.305	18.100	25.944	22.261	118.775	101.371								
(199) Ross WATTS															
1	10:40:52.853	1:18.752	23.472	30.847	24.433	46.732	84.200								
2	10:42:06.356	1:13.503	20.383	29.576	23.544	117.940	85.379								
3	10:43:22.349	1:15.993	20.714	31.058	24.221	115.305	78.950								
4	10:44:34.932	1:12.583	20.564	28.932	23.087	117.733	85.162								
5	10:45:45.023	1:10.091	19.278	27.450	23.363	116.912	92.818								
6	10:46:53.609	1:08.586	18.818	27.254	22.514	119.835	94.651								
7	10:48:04.810	1:11.201	20.014	27.496	23.691	120.697	93.205								
8	10:49:15.360	1:10.550	19.468	27.601	23.481	119.409	86.146								
9	10:50:24.234	1:08.874	19.216	27.312	22.346	114.910	93.465								
(81) Stewart MARR															
1	10:40:51.011	1:20.986	23.641	32.214	25.131	46.570	94.518								
2	10:42:05.550	1:14.539	20.211	29.394	24.934	113.166	89.358								
3	10:43:21.454	1:15.904	20.643	30.389	24.872	109.118	85.815								
4	10:44:35.072	1:13.618	19.980	29.588	24.050	113.549	94.120								
5	10:45:49.240	1:14.168	20.868	29.121	24.179	112.408	88.767								
6	10:47:00.972	1:11.732	19.212	28.416	24.104	118.356	94.651								
7	10:48:11.303	1:10.331	18.892	28.627	22.812	116.506	96.976								
8	10:49:21.253	1:09.950	18.621	27.887	23.442	120.697	95.868								
(35) Ross BEATTIE															
1	10:40:51.698	1:20.642	24.407	31.485	24.750	41.786	79.890								

Clerk of the Course :

Orbits

Sig : Time :

Chief Timekeeper : Ian Sharp (SMART Timing)

www.mylaps.com

Results available at www.mylaps.com and www.smart-timing.co.uk

Licensed to: SMART Timing

Printed: 03/08/2015 07:46:06

Page 2/2

KMSC National Motorcycle Racing

KMSC Cupar Motorcycles Pre-Injection 600

Knockhill 1.267 miles

Race 2 - 1st Race

01/08/2015 12:45

Race (10 Laps) started at 12:33:08

POLE POSITION

3 84 Kyle HARPER 59.257	2 21 Michael BURKE 58.652	1 11 Patrick FORMAN 58.560	1
6 47 Steven HADDOW 1:00.120	5 48 David McCAFFERTY 1:00.027	4 86 Russell WILL 59.766	2
9 89 Alex BASS 1:00.353	8 17 Mike ANDERSON 1:00.248	7 119 Allan HARROW 1:00.216	3
12 58 Barry STEWART 1:01.556	11 92 Andrew CRAIGMILE 1:01.044	10 88 Brian MARR 1:00.681	4
15 54 Cameron ROBB 1:04.346	14 6 James WILKEN 1:02.308	13 16 Michael CLARK 1:01.885	5
18 73 Fraser CAMERON 1:05.078	17 60 Douglas BROWN 1:04.882	16 91 Lewis SHAND 1:04.769	6
21 81 Stewart MARR 1:09.950	20 199 Ross WATTS 1:08.586	19 79 James ROTHERAY 1:06.197	7
		22 35 Ross BEATTIE 1:11.955	8

Clerk of the Course :

Orbits

Sig : Time :

Chief Timekeeper : Ian Sharp (SMART Timing)

Results available at www.mylaps.com and www.smart-timing.co.uk

www.mylaps.com

Licensed to: SMART Timing

Printed: 03/08/2015 07:46:29

KMSC National Motorcycle Racing**Sorted on best lap time**

Scottish Championship Lightweights

Knockhill 1.267 miles

Qualifying

01/08/2015 11:00

Qualifying started at 10:53:38

Pos	No.	Name	Make/Model	CC	Class	Laps	Best Tm	Diff	Best Speed	2nd Best
1	33	Adrian CLARK	Kawasaki	ER6	SL	10	59.150		77.111	59.280
2	15	Keith DICKIE	Kawasaki	ER6	SL	4	59.709	0.559	76.389	1:00.248
3	12	Dan JAMES	Suzuki	SV650	SL	6	1:00.019	0.869	75.994	1:00.440
4	31	Torquil PATERSON	Kawasaki	ER6	SL	9	1:00.381	1.231	75.539	1:01.155
5	21	Grant REID	Kawasaki	ER6	SL	8	1:00.441	1.291	75.464	1:00.611
6	5	Gillian McGAW	Kawasaki	400	SL	9	1:00.985	1.835	74.790	1:01.293
7	52	Jason BLACKLOCK	Suzuki	400	F4	7	1:01.984	2.834	73.585	1:02.413
8	4	Alan GIBSON	Suzuki	SV650	SL	7	1:02.093	2.943	73.456	1:02.295
9	9	Gordon MURRAY	Suzuki	VFR 750	PCS	9	1:02.477	3.327	73.004	1:03.103
10	71	Neil MASON	Suzuki	SV650	SL	9	1:03.954	4.804	71.318	1:04.718
11	66	Kevin WATRET	Kawasaki	ER6	SL	9	1:03.974	4.824	71.296	1:04.361
12	13	Andrew BARTON	Suzuki	SV650	SL	9	1:04.317	5.167	70.916	1:05.091
13	39	Stuart HAMILTON	Kawasaki	FZR400	SL	9	1:04.627	5.477	70.576	1:04.842
14	24	Alex REID	Suzuki	SFC Gladius	SL	9	1:04.851	5.701	70.332	1:06.501
15	25	Jim PURVIS	Yamaha	FZR400	SL	9	1:05.441	6.291	69.698	1:05.564
16	10	Marc McEWAN	Suzuki	SV650	SL	7	1:05.591	6.441	69.538	1:06.364
17	118	Rod WALKER	Kawasaki	ZXR400	SL	7	1:06.134	6.984	68.967	1:07.499
18	79	Ashley ROBSON	Kawasaki	ZXR400	SL	9	1:06.786	7.636	68.294	1:07.177
19	37	Liam CAMPBELL	Honda	CBR400	SL	8	1:06.865	7.715	68.213	1:06.928
20	17	Michael CRITCHELL	Suzuki	SV650	SL	8	1:07.104	7.954	67.970	1:07.863
21	44	Lewis MURRAY	Yamaha	FZR400	PCJ	8	1:09.155	10.005	65.955	1:09.964
22	77	Steven CRICHTON	Yamaha	FZ600	PCJ	8	1:10.363	11.213	64.822	1:11.030
23	74	Christine WATSON	Honda	CBR400RR	SL	7	1:10.730	11.580	64.486	1:11.127
24	54	Ryan GIBSON	Kawasaki	ZXR400	SL	5	1:13.016	13.866	62.467	1:14.055
25	11	Lianne MAYHEW	Honda	CBR400	SL	4	1:18.472	19.322	58.124	1:18.542

Clerk of the Course :

Orbits

Sig : Time :

Chief Timekeeper : Ian Sharp (SMART Timing)

www.mylaps.com

Results available at www.mylaps.com and www.smart-timing.co.uk

Licensed to: SMART Timing

Printed: 03/08/2015 08:08:32

KMSC National Motorcycle Racing

Scottish Championship Lightweights

Knockhill 1.267 miles

Qualifying

01/08/2015 11:00

Qualifying started at 10:53:38

Lap	Time of Day	Lap Tm	S1	S2	S3	SFSpd	S1Spd
(33) Adrian CLARK							
1	10:54:47.404	1:05.240	20.204	24.290	20.746	51.345	102.768
2	10:55:46.918	59.514	17.163	22.549	19.802	122.683	108.588
3	10:56:46.068	59.150	16.580	22.429	20.141	123.133	108.764
4	10:57:48.049	1:01.981	17.713	23.447	20.821	123.133	107.717
5	10:58:47.329	59.280	17.034	22.301	19.945	123.133	105.848
6	10:59:46.845	59.516	16.556	23.449	19.511	123.360	110.556
7	11:00:46.763	59.918	16.921	22.190	20.807	124.735	108.941
8	11:01:46.270	59.507	16.602	22.772	20.133	122.683	108.941
9	11:02:46.397	1:00.127	16.521	23.424	20.182	123.587	110.193
10	11:03:45.987	59.590	16.493	22.988	20.109	124.273	108.238

(15) Keith DICKIE							
1	10:54:48.063	1:05.181	20.314	24.125	20.742	49.709	102.611
2	10:55:48.011	1:00.248	17.598	22.780	19.870	117.733	106.520
3	10:56:48.020	59.709	17.024	22.355	20.330	118.985	107.372
4	10:57:48.993	1:00.973	17.102	23.183	20.688	118.775	106.520

(12) Dan JAMES							
1	10:54:50.134	1:06.563	20.730	24.748	21.085	49.636	101.371
2	10:55:51.247	1:01.113	17.307	23.118	20.688	118.565	107.201
3	10:56:51.687	1:00.440	17.028	22.973	20.439	118.565	107.890
4	10:57:52.972	1:01.285	17.109	23.212	20.964	120.265	105.848
5	10:58:56.932	1:03.960	18.485	24.514	20.961	117.116	105.349
6	10:59:56.951	1:00.019	16.961	22.904	20.154	119.621	106.183

(31) Torquil PATERSON							
1	10:55:31.424	1:26.077	27.932	32.279	25.866	33.140	85.054
2	10:56:44.774	1:13.350	21.063	28.250	24.037	104.856	96.976
3	10:57:52.598	1:07.824	19.231	26.025	22.568	113.742	103.402
4	10:59:01.793	1:09.195	19.792	26.595	22.808	115.504	105.681
5	11:00:04.307	1:02.514	17.750	23.610	21.154	120.480	107.890
6	11:01:05.462	1:01.155	17.258	23.284	20.613	120.915	108.064
7	11:02:08.194	1:02.732	18.030	24.177	20.525	120.049	98.111
8	11:03:08.575	1:00.381	16.756	23.248	20.377	120.697	108.588
9	11:04:11.457	1:02.882	16.636	22.630	23.616	121.792	110.012

(21) Grant REID							
1	10:54:50.635	1:06.693	20.779	24.850	21.064	51.266	103.882
2	10:55:51.900	1:01.265	17.297	23.248	20.720	121.792	108.413
3	10:56:52.341	1:00.441	17.052	22.910	20.479	123.133	109.832
4	10:57:52.952	1:00.611	16.816	23.411	20.384	121.792	110.012
5	10:58:54.547	1:01.595	17.371	23.383	20.841	121.572	109.653
6	10:59:56.298	1:01.751	17.284	23.447	21.020	121.133	109.832
7	11:00:59.899	1:03.601	17.521	24.552	21.528	123.587	108.588
8	11:02:02.488	1:02.589	17.146	24.344	21.099	122.459	104.043

(5) Gillian McGAW							
1	10:55:08.379	1:11.986	22.375	27.403	22.208	40.184	101.832
2	10:56:13.461	1:05.082	18.135	25.621	21.326	121.572	109.296
3	10:57:16.628	1:03.167	17.477	24.591	21.099	123.133	111.105
4	10:58:19.666	1:03.038	17.434	24.533	21.071	123.587	106.859
5	10:59:21.937	1:02.271	17.095	24.615	20.561	123.815	109.653
6	11:00:23.286	1:01.349	17.251	23.717	20.381	124.044	108.941
7	11:01:27.805	1:04.519	17.152	26.290	21.077	124.735	110.556
8	11:02:28.790	1:00.985	17.351	23.299	20.335	124.044	110.374
9	11:03:30.083	1:01.293	17.091	23.221	20.981	123.815	110.012

(52) Jason BLACKLOCK							
1	10:55:15.406	1:18.360	23.378	30.683	24.299	38.479	81.639
2	10:56:20.183	1:04.777	18.324	25.083	21.370	120.480	102.926
3	10:57:23.561	1:03.378	18.215	24.242	20.921	120.915	105.349
4	10:58:25.545	1:01.984	17.635	23.863	20.486	123.133	106.183
5	10:59:28.264	1:02.719	17.237	23.816	21.666	121.792	104.529
6	11:00:30.677	1:02.413	17.344	24.077	20.992	122.014	103.242
7	11:01:33.340	1:02.663	17.795	23.616	21.252	123.360	104.204

(4) Alan GIBSON							
1	10:54:54.248	1:09.332	21.946	25.524	21.862	47.093	98.111
2	10:55:56.543	1:02.295	17.750	23.669	20.876	115.504	103.242
3	10:56:59.229	1:02.686	17.594	23.811	21.281	116.304	104.529
4	10:58:01.322	1:02.093	17.282	23.878	20.933	116.709	105.020
5	10:59:04.886	1:03.564	17.854	24.418	21.292	116.304	100.460

Lap	Time of Day	Lap Tm	S1	S2	S3	SFSpd	S1Spd
6	11:00:08.643	1:03.757	18.787	24.019	20.951	116.709	98.543
7	11:01:11.279	1:02.636	17.390	23.835	21.411	117.321	102.298
(9) Gordon MURRAY							
1	10:55:15.967	1:24.854	26.762	32.872	25.220	35.507	78.580
2	10:56:25.431	1:09.464	19.491	26.445	23.528	111.474	99.714
3	10:57:30.966	1:05.535	18.116	25.398	22.021	112.033	102.298
4	10:58:35.985	1:05.019	18.295	24.663	22.061	118.356	100.762
5	10:59:40.443	1:04.458	17.728	25.010	21.720	118.356	102.926
6	11:00:44.021	1:03.578	17.574	24.240	21.764	119.196	105.020
7	11:01:47.570	1:03.549	17.386	24.530	21.633	119.409	104.529
8	11:02:50.673	1:03.103	17.627	23.809	21.667	120.265	103.402
9	11:03:53.150	1:02.477	17.429	23.816	21.232	119.196	104.204

(71) Neil MASON							
1	10:55:21.942	1:25.860	26.515	33.346	25.999	36.651	72.706
2	10:56:35.057	1:13.115	20.035	29.675	23.405	109.653	80.853
3	10:57:46.976	1:11.919	19.931	28.849	23.139	116.709	77.047
4	10:58:54.433	1:07.457	18.224	25.182	24.051	118.775	87.153
5	11:00:00.338	1:05.905	18.947	25.519	21.439	116.912	98.111
6	11:01:05.073	1:04.735	17.966	25.215	21.554	121.572	96.836
7	11:02:10.323	1:05.250	18.375	25.509	21.366	120.265	93.335
8	11:03:14.277	1:03.954	17.654	24.522	21.778	119.621	101.678
9	11:04:18.995	1:04.718	18.566	24.523	21.629	120.915	83.157

(66) Kevin WATRET							
1	10:54:58.196	1:13.608	23.030	27.815	22.763	44.560	84.946
2	10:56:05.490	1:07.290	18.767	26.477	22.050	110.012	93.988
3	10:57:11.740	1:06.254	18.243	26.233	21.774	114.129	93.988
4	10:58:17.194	1:05.454	18.098	25.866	21.490	112.220	99.863
5	10:59:25.560	1:08.366	18.207	28.019	22.140	117.116	96.558
6	11:00:29.921	1:04.361	17.779	25.333	21.249	116.709	99.419
7	11:01:35.482	1:05.561	18.708	25.677	21.176	115.107	96.143
8	11:02:42.754	1:07.272	18.201	26.662	22.409	114.910	98.398
9	11:03:46.728	1:03.974	17.975	24.870	21.129	116.709	100.914

(13) Andrew BARTON							
1	10:55:03.418	1:16.584	24.508	28.508	23.568	40.548	87.952
2	10:56:12.014	1:08.596	19.591	26.709	22.296	101.987	95.459
3	10:57:17.710	1:05.696	18.318	25.801	21.577	105.020	99.566
4	10:58:23.123	1:05.413	18.370	25.550	21.493	110.012	96.143
5	10:59:28.677	1:05.554	18.271	24.923	22.360	109.118	96.976
6	11:00:32.994	1:04.317	18.065	24.884	21.368	108.941	99.125
7	11:01:38.085	1:05.091	19.062	24.772	21.257	109.474	95.731
8	11:02:43.900	1:05.815	18.438	25.908	21.469	110.922	100.762
9	11:03:50.553	1:06.653	18.661	25.593	22.399	107.201	100.310

(39) Stuart HAMILTON							
1	10:55:17.796	1:24.652	26.549	31.766	26.337	35.563	83.363
2	10:56:27.263						

KMSC National Motorcycle Racing

Scottish Championship Lightweights

Knockhill 1.267 miles

Qualifying

01/08/2015 11:00

Qualifying started at 10:53:38

Lap	Time of Day	Lap Tm	S1	S2	S3	SFSpd	S1Spd
5	10:59:29.058	1:07.495	18.528	25.089	23.878	105.184	93.335
6	11:00:37.241	1:08.183	18.574	25.642	23.967	104.529	94.120
7	11:01:42.805	1:05.564	18.421	24.776	22.367	103.882	94.120
8	11:02:50.024	1:07.219	18.197	25.907	23.115	105.184	94.518
9	11:03:55.465	1:05.441	18.321	24.833	22.287	104.366	93.595

Lap	Time of Day	Lap Tm	S1	S2	S3	SFSpd	S1Spd
(74) Christine WATSON							
1	10:55:05.538	1:18.298	24.845	29.175	24.278	41.120	87.040
2	10:56:18.711	1:13.173	20.080	28.019	25.074	102.611	91.552
3	10:57:29.838	1:11.127	20.050	27.116	23.961	103.242	92.181
4	10:58:42.409	1:12.571	19.736	28.161	24.674	106.015	89.477
5	10:59:54.711	1:12.302	20.417	28.081	23.804	105.848	92.181
6	11:01:05.441	1:10.730	19.495	27.272	23.963	107.030	92.690
7	11:02:17.166	1:11.725	19.595	27.581	24.549	107.201	92.947

(10) Marc McEWAN							
1	10:55:00.669	1:15.168	24.427	28.196	22.545	45.933	86.479
2	10:56:07.911	1:07.242	19.146	25.760	22.336	110.922	96.558
3	10:57:14.275	1:06.364	18.394	25.805	22.165	114.910	102.768
4	10:58:19.866	1:05.591	18.326	25.372	21.893	117.116	101.218
5	10:59:28.633	1:08.767	18.171	26.124	24.472	115.107	102.611
6	11:00:35.126	1:06.493	18.857	25.488	22.148	111.474	100.011
7	11:01:41.748	1:06.622	18.369	25.886	22.367	115.107	98.398

(54) Ryan GIBSON							
1	10:55:16.685	1:26.902	27.563	32.836	26.503	39.039	73.745
2	10:56:33.082	1:16.397	22.891	29.313	24.193	92.054	83.885
3	10:57:47.137	1:14.055	21.335	28.960	23.760	101.987	84.839
4	10:59:02.439	1:15.302	21.570	29.448	24.284	100.762	89.596
5	11:00:15.455	1:13.016	20.701	28.796	23.519	108.941	89.239

(118) Rod WALKER							
1	10:55:12.853	1:24.164	27.109	31.917	25.138	37.532	89.358
2	10:56:24.893	1:12.040	20.362	27.731	23.947	109.653	97.117
3	10:57:34.289	1:09.396	19.545	26.854	22.997	110.922	100.914
4	10:58:42.917	1:08.628	19.357	26.362	22.909	114.323	99.125
5	10:59:50.963	1:08.046	19.110	26.517	22.419	114.518	101.524
6	11:00:58.462	1:07.499	19.056	25.841	22.602	116.103	101.987
7	11:02:04.596	1:06.134	18.391	25.450	22.293	115.107	100.611

(11) Lianne MAYHEW							
1	10:55:31.401	1:33.491	29.161	36.430	27.900	36.491	60.403
2	10:56:52.033	1:20.632	23.415	30.864	26.353	96.005	74.070
3	10:58:10.575	1:18.542	23.009	30.119	25.414	96.281	75.657
4	10:59:29.047	1:18.472	22.507	30.097	25.868	96.281	74.481

(79) Ashley ROBSON							
1	10:55:14.189	1:22.537	26.434	30.117	25.986	37.978	85.815
2	10:56:25.460	1:11.271	20.175	27.042	24.054	98.111	93.726
3	10:57:35.070	1:09.610	19.439	26.873	23.298	101.371	93.205
4	10:58:42.616	1:07.546	18.894	26.321	22.331	104.204	95.731
5	10:59:49.793	1:07.177	19.000	25.733	22.444	106.351	94.518
6	11:00:58.440	1:08.647	18.636	25.192	24.819	105.349	95.053
7	11:02:05.226	1:06.786	18.896	25.336	22.554	103.242	94.120
8	11:03:13.747	1:08.521	18.611	26.823	23.087	105.848	95.595
9	11:04:20.958	1:07.211	19.238	25.800	22.173	101.066	84.306

(37) Liam CAMPBELL							
1	10:55:07.828	1:19.818	25.737	29.656	24.425	36.974	87.494
2	10:56:18.858	1:11.030	20.327	26.565	24.138	104.529	94.785
3	10:57:26.452	1:07.594	20.062	25.234	22.298	98.254	95.731
4	10:58:33.588	1:07.136	19.280	25.412	22.444	107.717	95.595
5	10:59:40.736	1:07.148	19.525	25.206	22.417	107.717	96.143
6	11:00:47.664	1:06.928	19.042	25.010	22.876	108.588	96.143
7	11:01:54.529	1:06.865	19.294	24.948	22.623	108.764	94.785
8	11:03:03.198	1:08.669	19.863	25.856	22.950	106.520	92.054

(17) Michael CRITCHELL							
1	10:55:20.586	1:26.685	26.331	34.643	25.711	35.338	72.392
2	10:56:38.005	1:17.419	22.794	30.464	24.161	95.868	88.416
3	10:57:50.522	1:12.517	20.974	28.834	22.709	105.184	96.419
4	10:59:04.184	1:13.662	21.176	29.237	23.249	109.653	92.818
5	11:00:16.383	1:12.199	20.839	28.398	22.962	113.166	92.947
6	11:01:29.754	1:13.371	20.490	30.229	22.652	113.166	82.039
7	11:02:36.858	1:07.104	18.731	25.966	22.407	110.556	101.524
8	11:03:44.721	1:07.863	19.023	26.994	21.846	108.064	98.979

(44) Lewis MURRAY							
1	10:55:19.322	1:26.826	27.008	33.768	26.050	39.874	80.755
2	10:56:35.214	1:15.892	21.723	30.052	24.117	96.143	83.989
3	10:57:49.348	1:14.134	21.718	28.020	24.396	99.566	82.645
4	10:59:03.189	1:13.841	20.284	29.160	24.397	103.721	90.320
5	11:00:16.680	1:13.491	20.442	28.975	24.074	107.201	89.120
6	11:01:31.804	1:15.124	21.041	29.918	24.165	102.298	85.162
7	11:02:41.768	1:09.964	19.862	26.985	23.117	105.020	88.299
8	11:03:50.923	1:09.155	19.554	26.700	22.901	104.366	90.198

(77) Steven CRICHTON							
1	10:55:17.950	1:27.271	28.165	33.366	25.740	34.861	80.950
2	10:56:34.794	1:16.844	22.078	30.322	24.444	96.836	76.000
3	10:57:49.565	1:14.771	21.659	28.848	24.264	100.161	87.722
4	10:59:03.329	1:13.764	21.108	28.612	24.044	90.077	89.358
5	11:00:17.325	1:13.996	21.566	28.886	23.544	105.349	92.054
6	11:01:32.410	1:15.085	21.396	29.327	24.362	101.371	89.596
7	11:02:43.440	1:11.030	20.554	26.962	23.514	94.518	92.435
8	11:03:53.803	1:10.363	20.081	26.730	23.552	100.310	92.308

Clerk of the Course :

Orbits

Sig : Time :

Chief Timekeeper : Ian Sharp (SMART Timing)

www.mylaps.com

Results available at www.mylaps.com and www.smart-timing.co.uk

Licensed to: SMART Timing

Printed: 03/08/2015 08:08:47

Page 2/2

KMSC National Motorcycle Racing

Scottish Championship Lightweights

Knockhill 1.267 miles

Race 3 - 1st Race

01/08/2015 13:00

Race (10 Laps) started at 12:50:24

POLE POSITION

3 12 Dan JAMES 1:00.019	2 15 Keith DICKIE 59.709	1 33 Adrian CLARK 59.150	1
6 5 Gillian McGAW 1:00.985	5 21 Grant REID 1:00.441	4 31 Torquill PATERSON 1:00.381	2
9 9 Gordon MURRAY 1:02.477	8 4 Alan GIBSON 1:02.093	7 52 Jason BLACKLOCK 1:01.984	3
12 13 Andrew BARTON 1:04.317	11 66 Kevin WATRET 1:03.974	10 71 Neil MASON 1:03.954	4
15 25 Jim PURVIS 1:05.441	14 24 Alex REID 1:04.851	13 39 Stuart HAMILTON 1:04.627	5
18 79 Ashley ROBSON 1:06.786	17 118 Rod WALKER 1:06.134	16 10 Marc McEWAN 1:05.591	6
21 44 Lewis MURRAY 1:09.155	20 17 Michael CRITCHELL 1:07.104	19 37 Liam CAMPBELL 1:06.865	7
24 54 Ryan GIBSON 1:13.016	23 74 Christine WATSON 1:10.730	22 77 Steven CRICHTON 1:10.363	8
		25 11 Lianne MAYHEW 1:18.472	9

Clerk of the Course :

Orbits

Sig : Time :

Chief Timekeeper : Ian Sharp (SMART Timing)

www.mylaps.com

Results available at www.mylaps.com and www.smart-timing.co.uk

Licensed to: SMART Timing

Printed: 03/08/2015 08:09:05

KMSC National Motorcycle Racing

Scottish Championship Lightweights

Knockhill 1.267 miles

Race 19 - 2nd Race

02/08/2015 13:00

Race (10 Laps) started at 12:54:51

POLE POSITION

3
12 Dan JAMES
1:00.019

2
15 Keith DICKIE
59.709

1
33 Adrian CLARK
59.150

6
5 Gillian McGAW
1:00.985

5
21 Grant REID
1:00.441

4
31 Torquil PATERSON
1:00.381

9
9 Gordon MURRAY
1:02.477

8
4 Alan GIBSON
1:02.093

7
52 Jason BLACKLOCK
1:01.984

12
13 Andrew BARTON
1:04.317

11
66 Kevin WATRET
1:03.974

10
71 Neil MASON
1:03.954

15
25 Jim PURVIS
1:05.441

14
24 Alex REID
1:04.851

13
39 Stuart HAMILTON
1:04.627

18
79 Ashley ROBSON
1:06.786

17
118 Rod WALKER
1:06.134

16
10 Marc McEWAN
1:05.591

21
44 Lewis MURRAY
1:09.155

20
17 Michael CRITCHELL
1:07.104

19
37 Liam CAMPBELL
1:06.865

24
54 Ryan GIBSON
1:13.016

23
74 Christine WATSON
1:10.730

22
77 Steven CRICHTON
1:10.363

27
88 Ryan FRAME

26
34 Charles MORRISON

25
11 Lianne MAYHEW
1:18.472

1
2
3
4
5
6
7
8
9

Clerk of the Course :

Orbits

Sig : Time :

Chief Timekeeper : Ian Sharp (SMART Timing)

Results available at www.mylaps.com and www.smart-timing.co.uk

www.mylaps.com

Licensed to: SMART Timing

Printed: 03/08/2015 08:10:57

KMSC National Motorcycle Racing**Sorted on best lap time**

Scottish Championship Superbikes & Shirlaws KMSC Clubman

Knockhill 1.267 miles

Qualifying

01/08/2015 11:15

Qualifying (10:00 Time) started at 11:06:17

Pos	No.	Name	Make/Model	CC	Class	Laps	Best Tm	Diff	Best Speed	2nd Best
1	79	Bruce BIRNIE	BMW	S1000RR	SB	7	54.317		83.972	55.815
2	94	Greg GILFILLAN	Kawasaki	ZX10R	SB	7	54.426	0.109	83.804	54.456
3	179	Andrew TASKER	Kawasaki	ZX10R	SB	5	54.645	0.328	83.468	54.979
4	72	Sean GILFILLAN	Kawasaki	ZX10R	SB	9	54.832	0.515	83.183	55.058
5	55	Donald MacFADYEN	BMW	S1000RR	SB	5	54.918	0.601	83.053	54.949
6	34	John DEAN	Suzuki	GSXR 750	SB	6	55.369	1.052	82.376	55.734
7	84	Darren ROSS	Kawasaki	ZX10R	SB	6	55.391	1.074	82.344	55.430
8	69	Rodney SCOTT	BMW	S1000RR	C	10	55.579	1.262	82.065	55.760
9	11	Richard HUGHES	BMW	S1000RR	C	9	55.793	1.476	81.750	55.876
10	119	Kristopher DUNCAN	Kawasaki	ZX6R 600	C	8	56.212	1.895	81.141	56.957
11	71	Gavin JONES	Honda	CBR1000RR	C	9	56.281	1.964	81.041	56.867
12	33	Graeme BODEL	BMW	S1000RR	C	6	56.315	1.998	80.992	56.602
13	5	Daniel MacLEAN	Honda	CBR600RR	C	11	56.536	2.219	80.676	57.024
14	155	Scott SHAND	Honda	CBR 1000RR	SB	10	56.560	2.243	80.642	56.630
15	63	Kenny PATERSON	BMW	S1000RR	C	7	56.863	2.546	80.212	57.085
16	12	Neil BROWN	Honda	CBR1000	C	7	57.072	2.755	79.918	58.646
17	75	Charlie BUNYAN	Yamaha	R6 600	C	7	57.079	2.762	79.908	57.338
18	47	Alan BRYCE	BMW	1000RR	SB	2	57.544	3.227	79.263	1:03.429
19	50	Tim HASTINGS	Kawasaki	ZX6R 600	SB	5	58.214	3.897	78.350	58.392
20	66	Derek BUTCHER	Kawasaki	ZX6R	C	7	58.795	4.478	77.576	59.386
21	54	Gordon DUNCAN	Ducati	Panigale 899	C	10	59.782	5.465	76.295	1:00.372
22	37	Steven PATERSON	Yamaha	R1	C	6	59.925	5.608	76.113	1:00.489
23	36	Graham PATTERSON	Kawasaki	ZX10R	C	5	1:00.888	6.571	74.910	1:01.020

Clerk of the Course :

Orbits

Sig : Time :

Chief Timekeeper : Ian Sharp (SMART Timing)

www.mylaps.com

Results available at www.mylaps.com and www.smart-timing.co.uk

Licensed to: SMART Timing

Printed: 03/08/2015 08:18:40

KMSC National Motorcycle Racing

Scottish Championship Superbikes & Shirlaws KMSC Clubman

Knockhill 1.267 miles

Race 4 - 1st Race

01/08/2015 13:15

Race (10 Laps) started at 13:22:52

POLE POSITION

3 179 Andrew TASKER 54.645	2 94 Greg GILFILLAN 54.426	1 79 Bruce BIRNIE 54.317	1
6 34 John DEAN 55.369	5 55 Donald MacFADYEN 54.918	4 72 Sean GILFILLAN 54.832	2
9 11 Richard HUGHES 55.793	8 69 Rodney SCOTT 55.579	7 84 Darren ROSS 55.391	3
12 33 Graeme BODEL 56.315	11 71 Gavin JONES 56.281	10 119 Kristopher DUNCAN 56.212	4
15 63 Kenny PATERSON 56.863	14 155 Scott SHAND 56.560	13 5 Daniel MacLEAN 56.536	5
18 47 Alan BRYCE 57.544	17 75 Charlie BUNYAN 57.079	16 12 Neil BROWN 57.072	6
21 54 Gordon DUNCAN 59.782	20 66 Derek BUTCHER 58.795	19 50 Tim HASTINGS 58.214	7
	23 36 Graham PATTERSON 1:00.888	22 37 Steven PATERSON 59.925	8

Clerk of the Course :

Orbits

Sig : Time :

Chief Timekeeper : Ian Sharp (SMART Timing)

Results available at www.mylaps.com and www.smart-timing.co.uk

www.mylaps.com

Licensed to: SMART Timing

Printed: 03/08/2015 08:15:25

KMSC National Motorcycle Racing

Scottish Championship Superbikes & Shirlaws KMSC Clubman

Knockhill 1.267 miles

Qualifying

01/08/2015 11:15

Qualifying (10:00 Time) started at 11:06:17

Lap	Time of Day	Lap Tm	S1	S2	S3	SFSpd	S1Spd
(79) Bruce BIRNIE							
1	11:09:00.452	1:04.377	21.099	24.109	19.169	41.246	113.742
2	11:09:57.005	56.553	16.095	22.116	18.342	145.570	124.735
3	11:10:52.820	55.815	15.499	21.291	19.025	144.008	125.905
4	11:11:50.049	57.229	15.810	22.297	19.122	136.398	127.098
5	11:12:48.867	58.818	16.526	23.456	18.836	133.680	106.183
6	11:13:50.088	1:01.221	16.931	25.784	18.506	143.087	100.914
7	11:14:44.405	54.317	15.212	20.847	18.258	145.886	129.802

Lap	Time of Day	Lap Tm	S1	S2	S3	SFSpd	S1Spd
(94) Greg GILFILLAN							
1	11:07:27.921	1:01.668	20.050	22.611	19.007	47.493	122.683
2	11:08:24.646	56.725	15.923	22.110	18.692	142.782	126.380
3	11:09:20.542	55.896	15.711	21.669	18.516	142.479	131.842
4	11:10:16.268	55.726	15.812	21.681	18.233	139.517	130.053
5	11:11:10.694	54.426	15.530	20.843	18.053	145.570	129.551
6	11:12:05.574	54.880	15.463	20.946	18.471	146.523	130.560
7	11:13:00.030	54.456	15.635	20.877	17.944	146.204	129.302

Lap	Time of Day	Lap Tm	S1	S2	S3	SFSpd	S1Spd
(179) Andrew TASKER							
1	11:07:20.309	1:00.237	18.619	22.817	18.801	56.110	125.201
2	11:08:14.954	54.645	15.414	20.912	18.319	140.392	127.339
3	11:09:10.022	55.068	15.477	21.156	18.435	140.982	127.824
4	11:10:05.001	54.979	15.573	20.940	18.466	138.366	128.068
5	11:11:00.175	55.174	15.583	20.959	18.632	140.982	127.098

Lap	Time of Day	Lap Tm	S1	S2	S3	SFSpd	S1Spd
(72) Sean GILFILLAN							
1	11:07:29.511	1:02.598	20.851	22.850	18.897	43.576	123.815
2	11:08:26.623	57.112	16.078	22.038	18.996	145.570	128.313
3	11:09:22.333	55.710	15.615	21.578	18.517	144.008	130.814
4	11:10:17.391	55.058	15.731	21.060	18.267	144.941	126.857
5	11:11:13.118	55.727	15.719	21.656	18.352	144.008	126.380
6	11:12:08.229	55.111	15.558	21.118	18.435	147.166	127.581
7	11:13:03.454	55.225	15.663	20.890	18.672	143.392	130.306
8	11:13:58.286	54.832	15.326	21.053	18.453	146.523	129.053
9	11:14:53.445	55.159	15.518	21.237	18.404	148.140	127.339

Lap	Time of Day	Lap Tm	S1	S2	S3	SFSpd	S1Spd
(55) Donald MacFADYEN							
1	11:07:25.299	1:04.600	19.982	24.562	20.056	51.149	108.064
2	11:08:21.371	56.072	15.793	21.780	18.499	137.516	131.584
3	11:09:16.289	54.918	15.492	21.168	18.258	141.577	131.584
4	11:10:11.238	54.949	15.586	21.228	18.135	142.479	132.102
5	11:11:06.839	55.601	15.422	21.476	18.703	140.982	130.053

Lap	Time of Day	Lap Tm	S1	S2	S3	SFSpd	S1Spd
(34) John DEAN							
1	11:07:22.230	1:01.461	19.773	22.837	18.851	51.266	118.356
2	11:08:18.591	56.361	16.062	21.894	18.405	133.150	123.360
3	11:09:14.732	56.141	15.967	21.465	18.709	130.306	123.587
4	11:10:10.466	55.734	15.846	21.344	18.544	135.571	123.815
5	11:11:05.835	55.369	15.771	21.164	18.434	137.234	123.133
6	11:12:02.001	56.166	15.805	21.138	19.223	135.025	124.044

Lap	Time of Day	Lap Tm	S1	S2	S3	SFSpd	S1Spd
(84) Darren ROSS							
1	11:07:27.053	1:03.085	19.444	24.005	19.636	48.348	120.697
2	11:08:24.068	57.015	15.955	22.271	18.789	136.675	125.905
3	11:09:21.296	57.228	15.993	22.658	18.577	133.415	124.735
4	11:10:16.923	55.627	15.607	21.478	18.542	138.081	126.142
5	11:11:12.353	55.430	15.763	21.316	18.351	138.081	127.581
6	11:12:07.744	55.391	15.366	21.185	18.840	138.081	127.098

Lap	Time of Day	Lap Tm	S1	S2	S3	SFSpd	S1Spd
(69) Rodney SCOTT							
1	11:07:40.661	1:07.730	20.755	26.283	20.692	50.419	102.142
2	11:08:42.755	1:02.094	17.896	24.377	19.821	113.935	109.653
3	11:09:42.368	59.613	17.487	22.889	19.237	128.068	110.739
4	11:10:40.067	57.699	16.674	22.060	18.965	129.802	122.683
5	11:11:36.417	56.350	15.893	22.112	18.345	138.081	126.380
6	11:12:32.669	56.252	15.712	22.157	18.383	140.687	120.697
7	11:13:29.028	56.359	15.806	22.032	18.521	138.939	121.572
8	11:14:27.116	58.088	16.815	22.659	18.614	139.808	95.868
9	11:15:22.695	55.579	15.672	21.504	18.403	141.877	126.857
10	11:16:18.455	55.760	15.724	21.533	18.503	141.877	122.236

Lap	Time of Day	Lap Tm	S1	S2	S3	SFSpd	S1Spd
(11) Richard HUGHES							
1	11:07:26.715	1:03.850	19.579	24.641	19.630	50.685	113.549

Lap	Time of Day	Lap Tm	S1	S2	S3	SFSpd	S1Spd
(119) Kristopher DUNCAN							
1	11:07:43.235	1:04.706	19.929	24.349	20.428	53.345	111.290
2	11:08:43.643	1:00.408	17.047	23.535	19.826	135.845	112.597
3	11:09:45.737	1:02.094	16.890	24.698	20.506	131.584	117.733
4	11:10:44.562	58.825	16.696	22.886	19.243	132.886	112.786
5	11:11:42.792	58.230	16.510	22.370	19.350	138.652	119.835
6	11:12:39.821	57.029	16.252	21.891	18.886	133.947	123.815
7	11:13:36.033	56.212	16.049	21.298	18.865	133.150	120.915
8	11:14:32.990	56.957	15.851	22.016	19.090	138.652	123.815

Lap	Time of Day	Lap Tm	S1	S2	S3	SFSpd	S1Spd
(71) Gavin JONES							
1	11:07:48.686	1:08.673	20.043	26.816	21.814	55.970	105.349
2	11:08:52.198	1:03.512	17.932	24.725	20.855	131.584	118.775
3	11:09:52.410	1:00.212	16.651	23.670	19.891	139.517	123.360
4	11:10:51.986	59.576	16.644	23.279	19.653	138.366	122.014
5	11:12:55.070	2:03.084	16.387	23.072	1:23.625	140.687	123.360
6	11:13:54.193	59.123	17.702	22.347	19.074	62.194	125.201
7	11:14:52.628	58.435	16.210	23.233	18.992	140.392	110.374
8	11:15:49.495	56.867	15.896	21.743	19.228	140.982	123.133
9	11:16:45.776	56.281	15.712	21.596	18.973	141.577	126.142

Lap	Time of Day	Lap Tm	S1	S2	S3	SFSpd	S1Spd
(33) Graeme BODEL							
1	11:07:25.489	1:03.799	19.315	24.690	19.794	54.559	115.703
2	11:08:22.623	57.134	16.267	22.034	18.833	127.098	120.265
3	11:09:19.769	57.146	16.197	21.964	18.985	130.814	123.815
4	11:10:16.371	56.602	16.211	21.781	18.610	126.857	124.273
5	11:11:13.184	56.813	16.567	21.624	18.622	130.053	127.339
6	11:12:09.499	56.315	15.929	21.487	18.899	130.053	127.339

Lap	Time of Day	Lap Tm	S1	S2	S3	SFSpd	S1Spd
(5) Daniel MacLEAN							
1	11:07:28.382	1:03.834	19.690	24.016	20.128	51.941	117.940
2	11:08:26.998	58.616	16.611	22.430	19.575	130.814	120.697
3	11:09:24.788	57.790	16.342	22.106	19.342	132.624	119.196
4	11:10:22.507	57.719	16.073	22.040	19.606	133.415	120.697
5	11:11:19.811	57.304	16.223	21.895	19.186	133.415	121.792
6	11:12:17.137	57.326	16.632	21.570	19.124	131.584	121.572
7	11:13:14.161	57.024	16.206	21.666	19.152	132.624	121.352
8	11:14:11.728	57.567	16.129	22.087	19.351	134.215	121.572
9	11:15:08.761	57.033	16.340	21.608	19.085	131.070	120.049
10	11:16:05.830	57.069	16.166	21.542	19.361	132.886	120.265
11	11:17:02.366	56.536	16.062	21.379	19.095		

KMSC National Motorcycle Racing

Scottish Championship Superbikes & Shirlaws KMSC Clubman

Knockhill 1.267 miles

Qualifying

01/08/2015 11:15

Qualifying (10:00 Time) started at 11:06:17

Lap	Time of Day	Lap Tm	S1	S2	S3	SFSpd	S1Spd	Lap	Time of Day	Lap Tm	S1	S2	S3	SFSpd	S1Spd
2	11:12:02.169	1:07.231	20.140	25.867	21.224	110.739	112.976								
3	11:13:03.758	1:01.589	17.807	23.823	19.959	122.014	120.049								
4	11:14:03.219	59.461	16.745	22.856	19.860	132.102	121.133								
5	11:15:01.865	58.646	16.731	22.637	19.278	130.814	120.265								
6	11:16:01.600	59.735	16.781	23.140	19.814	133.947	120.480								
7	11:16:58.672	57.072	15.981	21.888	19.203	134.215	125.435								

(75) Charlie BUNYAN

1	11:07:41.776	1:06.953	20.814	25.112	21.027	44.354	112.408
2	11:08:43.134	1:01.358	16.932	24.500	19.926	128.805	111.105
3	11:09:42.318	59.184	16.390	23.292	19.502	133.415	117.733
4	11:10:40.258	57.940	16.033	22.260	19.647	133.947	119.196
5	11:11:37.337	57.079	16.164	22.010	18.905	134.215	120.915
6	11:12:34.675	57.338	16.085	21.772	19.481	132.886	118.775
7	11:13:33.413	58.738	16.486	22.590	19.662	133.947	116.304

(47) Alan BRYCE

1	11:07:25.725	1:03.429	19.555	24.131	19.743	50.193	116.304
2	11:08:23.269	57.544	16.461	22.170	18.913	132.624	128.313

(50) Tim HASTINGS

1	11:07:41.229	1:07.219	20.610	25.802	20.807	43.633	116.506
2	11:08:42.607	1:01.378	17.015	24.349	20.014	134.215	121.133
3	11:09:40.821	58.214	16.204	22.763	19.247	136.954	122.014
4	11:15:16.475	5:35.654	15.857	22.080	4:57.717	137.798	119.835
5	11:16:14.867	58.392	17.864	21.771	18.757	58.866	120.915

(66) Derek BUTCHER

1	11:07:34.514	1:07.124	21.821	24.735	20.568	47.628	111.474
2	11:08:35.593	1:01.079	17.169	24.052	19.858	134.484	113.742
3	11:09:35.648	1:00.055	16.583	23.511	19.961	130.560	115.305
4	11:10:35.533	59.885	16.411	23.840	19.634	133.415	111.846
5	11:11:34.919	59.386	16.535	22.942	19.909	135.571	114.910
6	11:12:34.525	59.606	16.582	23.286	19.738	134.215	113.166
7	11:13:33.320	58.795	16.141	22.851	19.803	132.362	117.733

(54) Gordon DUNCAN

1	11:07:40.198	1:09.144	21.844	26.723	20.577	52.882	93.076
2	11:08:42.601	1:02.403	17.409	24.732	20.262	126.142	108.588
3	11:09:45.383	1:02.782	17.480	24.920	20.382	124.504	108.238
4	11:10:48.812	1:03.429	16.968	26.608	19.853	133.415	101.218
5	11:11:51.703	1:02.891	17.594	24.411	20.886	123.815	106.015
6	11:12:52.803	1:01.100	17.049	23.871	20.180	123.587	110.739
7	11:13:53.670	1:00.867	16.790	24.115	19.962	129.053	110.012
8	11:14:54.456	1:00.786	16.612	24.292	19.882	132.362	107.717
9	11:15:54.828	1:00.372	16.295	23.690	20.387	135.025	113.742
10	11:16:54.610	59.782	16.690	23.274	19.818	135.298	107.717

(37) Steven PATERSON

1	11:07:38.971	1:07.236	21.351	25.357	20.528	51.941	98.254
2	11:08:41.480	1:02.509	17.754	24.806	19.949	124.504	116.709
3	11:09:41.969	1:00.489	17.067	24.096	19.326	128.805	118.356
4	11:10:42.608	1:00.639	17.117	24.010	19.512	124.504	116.506
5	11:11:42.533	59.925	16.962	23.598	19.365	126.142	120.915
6	11:12:43.412	1:00.879	17.594	23.451	19.834	116.912	119.835

(36) Graham PATTERSON

1	11:07:36.518	1:07.734	21.637	25.433	20.664	46.896	99.566
2	11:08:38.832	1:02.314	17.077	24.974	20.263	122.014	107.201
3	11:09:39.720	1:00.888	16.737	24.021	20.130	123.587	108.064
4	11:10:40.740	1:01.020	16.846	23.831	20.343	123.815	111.660
5	11:11:45.935	1:05.195	21.067	23.787	20.341	109.118	102.142

Clerk of the Course :

Orbits

Sig : Time :

Chief Timekeeper : Ian Sharp (SMART Timing)

Results available at www.mylaps.com and www.smart-timing.co.uk

www.mylaps.com

Licensed to: SMART Timing

Printed: 03/08/2015 08:14:14

Page 2/2

KMSC National Motorcycle Racing

Scottish Championship Superbikes & Shirlaws KMSC Clubman

Knockhill 1.267 miles

Race 20 - 2nd Race

02/08/2015 13:15

Race (10 Laps) started at 13:13:31

POLE POSITION

3 179 Andrew TASKER 54.645	2 94 Greg GILFILLAN 54.426	1 79 Bruce BIRNIE 54.317	1
6 34 John DEAN 55.369	5 55 Donald MacFADYEN 54.918	4 72 Sean GILFILLAN 54.832	2
9 11 Richard HUGHES 55.793	8 69 Rodney SCOTT 55.579	7 84 Darren ROSS 55.391	3
12 33 Graeme BODEL 56.315	11 71 Gavin JONES 56.281	10 119 Kristopher DUNCAN 56.212	4
15 63 Kenny PATERSON 56.863	14 155 Scott SHAND 56.560	13 5 Daniel MacLEAN 56.536	5
18 47 Alan BRYCE 57.544	17 75 Charlie BUNYAN 57.079	16 12 Neil BROWN 57.072	6
21 54 Gordon DUNCAN 59.782	20 66 Derek BUTCHER 58.795	19 50 Tim HASTINGS 58.214	7
	23 36 Graham PATTERSON 1:00.888	22 37 Steven PATERSON 59.925	8

Clerk of the Course :

Orbits

Sig : Time :

Chief Timekeeper : Ian Sharp (SMART Timing)

Results available at www.mylaps.com and www.smart-timing.co.uk

www.mylaps.com

Licensed to: SMART Timing

Printed: 03/08/2015 08:17:10

KMSC National Motorcycle Racing**Sorted on best lap time**

KMSC 125's

Knockhill 1.267 miles

Qualifying

01/08/2015 11:30

Qualifying (10:00 Time) started at 11:19:22

Pos	No.	Name	Make/Model	CC	Class	Laps	Best Tm	Diff	Best Speed	2nd Best
1	11	Lewis PATERSON	Aprilia	RS125	F125	2	1:07.250		67.823	1:13.136
2	88	Lewis NICOL	Aprilia	RS125	F125	8	1:09.559	2.309	65.572	1:09.997
3	27	James McLAREN	Aprilia	RS125	F125	8	1:09.869	2.619	65.281	1:10.342
4	9	Rishon HICKEY	Aprilia	125	F125	9	1:10.241	2.991	64.935	1:10.459
5	7	Josh HODGE	Metrakit	70	F125	8	1:14.207	6.957	61.464	1:14.779
6	21	Marc GIBSON	Aprilia	RS125	F125	6	1:14.393	7.143	61.311	1:17.729
7	47	Joel BAVIDGE	Aprilia	RS125	F125	8	1:14.639	7.389	61.109	1:15.636
8	23	Oliver WALTERS	Aprilia	RS125	F125	7	1:20.279	13.029	56.816	1:22.282
9	15	Finlay MILNE	Aprilia	125	F125	7	1:24.338	17.088	54.081	1:25.146

Clerk of the Course :

Orbits

Sig : Time :

Chief Timekeeper : Ian Sharp (SMART Timing)

Results available at www.mylaps.com and www.smart-timing.co.ukwww.mylaps.com

Licensed to: SMART Timing

Printed: 03/08/2015 07:37:30

KMSC National Motorcycle Racing

KMSC 125's

Knockhill 1.267 miles

Qualifying

01/08/2015 11:30

Qualifying (10:00 Time) started at 11:19:22

Lap	Time of Day	Lap Tm	S1	S2	S3	SFSpd	S1Spd	Lap	Time of Day	Lap Tm	S1	S2	S3	SFSpd	S1Spd
(11) Lewis PATERSON								1	11:21:41.318	1:32.942	29.159	33.944	29.839	30.601	67.108
1	11:20:36.950	1:13.136	22.960	26.622	23.554	43.775	83.675	2	11:23:07.998	1:26.680	24.884	32.153	29.643	75.402	66.840
2	11:21:44.200	1:07.250	19.310	24.832	23.108	93.726	84.518	3	11:24:35.471	1:27.473	24.353	32.959	30.161	72.864	64.403
								4	11:26:01.395	1:25.924	24.689	31.528	29.707	70.863	69.398
								5	11:27:27.792	1:26.397	24.506	32.135	29.756	73.745	67.649
								6	11:28:52.130	1:24.338	24.315	31.477	28.546	72.864	64.713
								7	11:30:17.276	1:25.146	24.353	31.865	28.928	74.981	67.445
(88) Lewis NICOL								1	11:20:37.897	1:15.274	22.966	28.267	24.041	49.127	84.412
1	11:21:48.016	1:10.119	20.563	26.422	23.134	92.690	84.839	2	11:22:59.854	1:11.838	21.061	27.242	23.535	91.802	82.849
2	11:22:59.854	1:11.838	21.061	27.242	23.535	91.802	82.849	3	11:24:15.280	1:15.426	20.733	28.892	25.801	91.928	83.885
3	11:24:15.280	1:15.426	20.733	28.892	25.801	91.928	83.885	4	11:25:27.675	1:12.395	20.226	26.525	25.644	92.562	84.839
4	11:25:27.675	1:12.395	20.226	26.525	25.644	92.562	84.839	5	11:26:42.053	1:14.378	24.090	26.848	23.440	91.303	68.477
5	11:26:42.053	1:14.378	24.090	26.848	23.440	91.303	68.477	6	11:27:52.050	1:09.997	20.818	25.946	23.233	92.947	84.200
6	11:27:52.050	1:09.997	20.818	25.946	23.233	92.947	84.200	7	11:29:01.609	1:09.559	20.522	25.933	23.104	93.205	83.571
7	11:29:01.609	1:09.559	20.522	25.933	23.104	93.205	83.571	(27) James McLAREN							
								1	11:21:07.112	1:30.153	27.771	34.912	27.470	33.504	64.465
								2	11:22:24.815	1:17.703	22.832	29.335	25.536	86.146	
								3	11:23:35.923	1:11.108	20.442	26.539	24.127	88.767	80.658
								4	11:24:47.479	1:11.556	20.169	26.961	24.426	89.239	81.639
								5	11:26:01.245	1:13.766	20.808	28.449	24.509	89.239	81.244
								6	11:27:12.193	1:10.948	20.755	26.279	23.914	89.120	
								7	11:28:22.062	1:09.869	20.043	25.882	23.944	88.649	81.639
								8	11:29:32.404	1:10.342	20.247	26.044	24.051	88.183	
(9) Rishon HICKEY								1	11:20:39.315	1:14.596	22.840	27.622	24.134	48.037	
1	11:21:50.987	1:11.672	21.018	26.797	23.857	92.818	81.441	2	11:23:03.047	1:12.060	20.024	27.022	25.014	93.726	
2	11:23:03.047	1:12.060	20.024	27.022	25.014	93.726	81.441	3	11:24:15.356	1:12.309	19.956	26.743	25.610	90.077	81.839
3	11:24:15.356	1:12.309	19.956	26.743	25.610	90.077	81.839	4	11:25:26.805	1:11.449	19.958	26.455	25.036	96.558	82.442
4	11:25:26.805	1:11.449	19.958	26.455	25.036	96.558	82.442	5	11:26:37.264	1:10.459	19.950	26.522	23.987	94.252	83.054
5	11:26:37.264	1:10.459	19.950	26.522	23.987	94.252	83.054	6	11:27:47.505	1:10.241	19.623	26.574	24.044	92.947	82.442
6	11:27:47.505	1:10.241	19.623	26.574	24.044	92.947	82.442	7	11:28:58.008	1:10.503	19.791	26.579	24.133	90.932	
7	11:28:58.008	1:10.503	19.791	26.579	24.133	90.932	82.442	8	11:30:11.839	1:13.831	19.951	28.847	25.033	92.054	
8	11:30:11.839	1:13.831	19.951	28.847	25.033	92.054	82.442	(7) Josh HODGE							
								1	11:20:42.056	1:17.709	23.319	28.371	26.019	45.589	75.657
								2	11:21:57.129	1:15.073	21.213	27.514	26.346	79.323	73.583
								3	11:23:12.184	1:15.055	21.364	27.547	26.144	78.857	72.706
								4	11:24:28.439	1:16.255	21.436	28.727	26.092	79.043	73.022
								5	11:25:43.218	1:14.779	21.419	27.551	25.809	78.672	73.989
								6	11:26:58.116	1:14.898	21.604	27.348	25.946	77.851	74.070
								7	11:28:14.551	1:16.435	21.334	28.752	26.349	78.397	73.745
								8	11:29:28.758	1:14.207	21.227	27.121	25.859	78.857	73.102
(21) Marc GIBSON								1	11:22:46.885	3:17.073	30.166	39.621	2:07.286	32.170	66.641
1	11:24:15.325	1:28.440	27.271	35.151	26.018	37.179	64.589	2	11:25:34.187	1:18.862	21.931	30.587	26.344	86.814	79.511
2	11:25:34.187	1:18.862	21.931	30.587	26.344	86.814	79.511	3	11:26:51.916	1:17.729	23.266	28.989	25.474	86.814	81.244
3	11:26:51.916	1:17.729	23.266	28.989	25.474	86.814	81.244	4	11:28:15.403	1:23.487	23.019	32.890	27.578	87.040	68.407
4	11:28:15.403	1:23.487	23.019	32.890	27.578	87.040	68.407	5	11:29:29.796	1:14.393	21.839	27.478	25.076	86.479	77.851
5	11:29:29.796	1:14.393	21.839	27.478	25.076	86.479	77.851	(47) Joel BAVIDGE							
								1	11:20:58.755	1:27.264	27.932	31.582	27.750	31.359	73.989
								2	11:22:16.139	1:17.384	22.590	28.672	26.122	81.244	74.564
								3	11:23:32.909	1:16.770	22.284	28.662	25.824	81.739	75.317
								4	11:24:48.545	1:15.636	21.587	28.262	25.787	81.639	76.345
								5	11:26:05.277	1:16.732	22.163	28.104	26.465	81.639	76.519
								6	11:27:21.642	1:16.365	21.424	29.249	25.692	81.839	76.958
								7	11:28:37.361	1:15.719	21.646	28.359	25.714	81.441	75.402
								8	11:29:52.000	1:14.639	21.441	27.580	25.618	81.639	75.914
(23) Oliver WALTERS								1	11:21:15.574	1:35.334	28.916	35.730	30.688	36.353	60.294
1	11:22:41.942	1:26.368	24.619	32.518	29.231	78.032	67.581	2	11:24:39.948	1:58.006	23.882	32.482	1:01.642	76.870	72.392
2	11:24:39.948	1:58.006	23.882	32.482	1:01.642	76.870	72.392	3	11:26:06.474	1:26.526	25.038	32.001	29.487	42.286	73.989
3	11:26:06.474	1:26.526	25.038	32.001	29.487	42.286	73.989	4	11:27:28.756	1:22.282	24.023	30.730	27.529	81.938	74.481
4	11:27:28.756	1:22.282	24.023	30.730	27.529	81.938	74.481	5	11:28:51.964	1:23.208	24.921	31.127	27.160	78.765	75.317
5	11:28:51.964	1:23.208	24.921	31.127	27.160	78.765	75.317	6	11:30:12.243	1:20.279	24.416	29.633	26.230	84.412	71.696
6	11:30:12.243	1:20.279	24.416	29.633	26.230	84.412	71.696	(15) Finlay MILNE							

Clerk of the Course :

Orbits

Sig : Time :

Chief Timekeeper : Ian Sharp (SMART Timing)

www.mylaps.com

Results available at www.mylaps.com and www.smart-timing.co.uk

Licensed to: SMART Timing

Printed: 03/08/2015 07:37:44

KMSC National Motorcycle Racing

KMSC 125's

Knockhill 1.267 miles

Race 5 - 1st Race

01/08/2015 13:30

Race (10 Laps) started at 13:44:29

POLE POSITION

3
27 James McLAREN
1:09.869

2
88 Lewis NICOL
1:09.559

1
11 Lewis PATERSON
1:07.250

6
21 Marc GIBSON
1:14.393

5
7 Josh HODGE
1:14.207

4
9 Rishon HICKEY
1:10.241

9
15 Finlay MILNE
1:24.338

8
23 Oliver WALTERS
1:20.279

7
47 Joel BAVIDGE
1:14.639

1

2

3

Clerk of the Course :

Orbits

Sig : Time :

Chief Timekeeper : Ian Sharp (SMART Timing)

Results available at www.mylaps.com and www.smart-timing.co.uk

www.mylaps.com

Licensed to: SMART Timing

Printed: 03/08/2015 07:38:05

KMSC National Motorcycle Racing**Sorted on Laps**

Scottish Championship Superstock 600

Knockhill 1.267 miles

Race 1 - 1st Race

01/08/2015 12:30

Race (10 Laps) started at 12:18:15

Pos	No.	Name	Make/Model	CC	Class	Laps	Total Tm	Diff	Best Tm	In Lap	Best Speed
1	8	Lewis ROLLO	Kawasaki	ZXR 600	S6	10	8:54.668		52.265	6	87.269
2	99	Callum GRIGOR	Kawasaki	ZX6R 600	S6	10	9:00.007	5.339	52.887	4	86.242
3	7	Jodie CHALK	Triumph	675	S6	10	9:12.421	17.753	54.154	7	84.224
4	28	Paul BOWERBANK	Kawasaki	ZX6R 600	S6	10	9:13.144	18.476	54.019	9	84.435
5	45	Ewan GRAY	Kawasaki	ZX6R 600	S6	10	9:14.547	19.879	54.126	9	84.268
6	5	Daniel MacLEAN	Honda	CBR600RR	S6	10	9:25.945	31.277	55.093	4	82.789
7	93	Kyle DUNCAN	Kawasaki	ZX6R 600	S6	10	9:41.538	46.870	56.616	7	80.562
8	63	Chris EASTWOOD	Suzuki	GSXR600	S6	10	9:41.684	47.016	56.494	10	80.736
9	19	Kristopher DUNCAN	Kawasaki	ZX6R	S6	10	9:43.859	49.191	53.875	8	84.661
10	50	Barry GARRETT	Suzuki	GSXR	S6	10	9:46.865	52.197	57.510	3	79.310
11	27	Andrew DONALD	Yamaha	R6 600	S6	9	8:56.992	1 Lap	58.186	3	78.388
Not classified											
DNF	32	Matthew KERR	Yamaha	R6 600	S6	3	2:58.304	DNF	56.697	2	80.447

Margin of Victory	Avg. Speed	Best Lap Tm	Best Speed	Best Lap by
5.339	85.307	52.265	87.269	8 - Lewis ROLLO

Clerk of the Course :

Orbits

Sig : Time :

Chief Timekeeper : Ian Sharp (SMART Timing)

www.mylaps.com

Results available at www.mylaps.com and www.smart-timing.co.uk

Licensed to: SMART Timing

Printed: 03/08/2015 08:28:29

KMSC National Motorcycle Racing

Scottish Championship Superstock 600

Knockhill 1.267 miles

Race 1 - 1st Race

01/08/2015 12:30

Race (10 Laps) started at 12:18:15

Lap	Time of Day	Lap Tm	S1	S2	S3	SFSpd	S1Spd
(8) Lewis ROLLO							
1	12:19:14.670	54.503	16.090	20.204	18.209	89.596	122.236
2	12:20:07.961	53.291	15.181	19.988	18.122	139.517	123.360
3	12:21:00.836	52.875	15.024	19.913	17.938	139.227	123.815
4	12:21:53.449	52.613	15.010	19.790	17.813	139.808	123.815
5	12:22:45.807	52.358	15.041	19.571	17.746	140.687	123.815
6	12:23:38.072	52.265	14.913	19.601	17.751	140.982	123.133
7	12:24:30.458	52.386	14.858	19.648	17.880	140.687	124.044
8	12:25:22.884	52.426	15.040	19.578	17.808	139.808	123.587
9	12:26:15.799	52.915	15.171	19.948	17.796	140.982	122.908
10	12:27:09.754	53.955	15.141	20.654	18.160	140.099	124.735

Lap	Time of Day	Lap Tm	S1	S2	S3	SFSpd	S1Spd
(99) Callum GRIGOR							
1	12:19:15.831	55.400	16.498	20.783	18.119	86.257	120.915
2	12:20:08.989	53.158	15.156	20.153	17.849	136.675	121.133
3	12:21:02.125	53.136	15.015	20.244	17.877	137.234	122.908
4	12:21:55.012	52.887	15.108	19.990	17.789	136.954	122.236
5	12:22:48.036	53.024	15.009	20.081	17.934	136.398	121.572
6	12:23:41.202	53.166	15.137	20.129	17.900	136.675	122.014
7	12:24:34.608	53.406	15.156	20.215	18.035	136.675	122.459
8	12:25:28.089	53.481	15.364	20.129	17.988	135.571	120.915
9	12:26:21.496	53.407	15.071	20.237	18.099	135.845	121.792
10	12:27:15.093	53.597	15.228	20.274	18.095	135.025	121.133

Lap	Time of Day	Lap Tm	S1	S2	S3	SFSpd	S1Spd
(7) Jodie CHALK							
1	12:19:16.789	56.340	16.326	21.717	18.297	95.323	120.915
2	12:20:11.635	54.846	15.468	21.130	18.248	132.624	123.360
3	12:21:06.236	54.601	15.494	20.990	18.117	136.954	123.587
4	12:22:00.893	54.657	15.591	21.024	18.042	137.516	119.196
5	12:22:55.570	54.677	15.140	21.247	18.290	133.680	123.360
6	12:23:50.270	54.700	15.308	21.044	18.348	132.362	124.504
7	12:24:44.424	54.154	15.144	20.804	18.206	132.102	124.044
8	12:25:38.832	54.408	15.171	20.925	18.312	134.215	123.587
9	12:26:33.158	54.326	15.254	20.908	18.164	126.618	123.587
10	12:27:27.507	54.349	15.344	20.831	18.174	133.150	124.273

Lap	Time of Day	Lap Tm	S1	S2	S3	SFSpd	S1Spd
(28) Paul BOWERBANK							
1	12:19:16.533	56.144	16.280	20.865	18.999	91.427	122.459
2	12:20:11.517	54.984	15.576	20.777	18.631	136.954	124.504
3	12:21:06.059	54.542	15.279	20.872	18.391	138.081	124.968
4	12:22:00.390	54.331	15.458	20.654	18.219	137.798	124.968
5	12:22:54.506	54.116	15.111	20.691	18.314	138.081	124.044
6	12:23:50.503	55.997	16.869	20.928	18.200	137.798	125.435
7	12:24:44.826	54.323	15.455	20.773	18.095	133.947	123.587
8	12:25:39.470	54.644	15.750	20.587	18.307	140.392	125.201
9	12:26:33.489	54.019	15.239	20.648	18.132	139.227	124.044
10	12:27:28.230	54.741	15.646	20.529	18.566	139.808	125.435

Lap	Time of Day	Lap Tm	S1	S2	S3	SFSpd	S1Spd
(45) Ewan GRAY							
1	12:19:17.184	56.531	16.352	21.645	18.534	92.181	116.506
2	12:20:12.037	54.853	15.629	20.790	18.434	135.845	115.504
3	12:21:06.825	54.788	15.492	21.051	18.245	136.954	120.049
4	12:22:01.306	54.481	15.400	20.840	18.241	137.798	120.697
5	12:22:55.832	54.526	15.273	20.806	18.447	136.121	120.265
6	12:23:50.767	54.935	15.640	20.945	18.350	135.298	119.409
7	12:24:45.537	54.770	15.665	20.684	18.421	135.845	120.049
8	12:25:39.981	54.444	15.551	20.511	18.382	136.398	120.697
9	12:26:34.107	54.126	15.398	20.357	18.371	136.398	120.049
10	12:27:29.633	55.526	16.235	20.510	18.781	136.675	118.565

Lap	Time of Day	Lap Tm	S1	S2	S3	SFSpd	S1Spd
(5) Daniel MacLEAN							
1	12:19:20.073	58.914	18.005	22.026	18.883	89.957	117.526
2	12:20:16.640	56.567	16.397	21.151	19.019	130.053	119.196
3	12:21:12.085	55.445	15.824	20.923	18.698	127.339	119.835
4	12:22:07.178	55.093	15.661	20.879	18.553	132.624	119.835
5	12:23:02.372	55.194	15.692	20.781	18.721	132.362	119.409
6	12:23:57.659	55.287	15.954	20.687	18.646	131.070	119.196
7	12:24:53.308	55.649	15.803	21.039	18.807	132.102	119.196
8	12:25:49.110	55.802	15.850	21.007	18.945	130.053	118.565
9	12:26:44.900	55.790	15.852	21.098	18.840	130.560	119.621
10	12:27:41.031	56.131	15.961	21.174	18.996	131.326	118.985

Lap	Time of Day	Lap Tm	S1	S2	S3	SFSpd	S1Spd
(93) Kyle DUNCAN							

Lap	Time of Day	Lap Tm	S1	S2	S3	SFSpd	S1Spd
1	12:19:19.652	58.600	17.043	22.239	19.318	96.143	116.103
2	12:20:17.658	58.006	16.716	22.178	19.112	134.215	115.107
3	12:21:15.942	58.284	16.343	22.571	19.370	134.484	115.305
4	12:22:13.134	57.192	16.050	21.802	19.340	133.415	116.103
5	12:23:10.372	57.238	16.039	21.767	19.432	133.150	114.518
6	12:24:07.760	57.388	16.287	21.869	19.232	132.362	115.504
7	12:25:04.376	56.616	15.960	21.144	19.512	130.306	114.129
8	12:26:01.673	57.297	16.388	21.642	19.267	132.102	113.549
9	12:26:58.888	57.215	16.272	21.705	19.238	131.842	113.742
10	12:27:56.624	57.736	16.175	21.683	19.878	131.584	115.305

Lap	Time of Day	Lap Tm	S1	S2	S3	SFSpd	S1Spd
(63) Chris EASTWOOD							
1	12:19:20.712	59.456	17.665	22.820	18.971	95.053	115.903
2	12:20:17.989	57.277	16.249	22.156	18.872	136.675	116.304
3	12:21:14.838	56.849	15.973	21.996	18.880	137.234	118.565
4	12:22:11.436	56.598	16.091	21.539	18.968	135.845	118.775
5	12:23:08.147	56.711	15.726	21.959	19.026	135.571	118.565
6	12:24:04.831	56.684	15.902	21.725	19.057	133.415	118.985
7	12:25:04.563	59.732	17.180	22.229	20.323	134.215	108.764
8	12:26:02.741	58.178	16.631	22.069	19.478	133.680	117.116
9	12:27:00.276	57.535	16.189	22.073	19.273	133.947	118.775
10	12:27:56.770	56.494	16.018	21.616	18.860	133.680	118.775

Lap	Time of Day	Lap Tm	S1	S2	S3	SFSpd	S1Spd
(19) Kristopher DUNCAN							
1	12:19:17.373	56.930	16.794	21.686	18.450	95.459	118.356
2	12:20:12.124	54.751	15.563	21.138	18.050	137.798	123.815
3	12:21:06.338	54.214	15.349	20.894	17.971	140.982	124.968
4	12:22:00.413	54.075	15.349	20.695	18.031	140.392	124.273
5	12:22:54.562	54.149	15.222	20.783	18.144	141.577	124.735
6	12:24:18.013	1:23.451	43.616	21.420	18.415	140.687	120.265
7	12:25:14.534	56.521	15.579	21.672	19.270	138.366	123.815
8	12:26:08.409	53.875	15.294	20.536	18.045	139.517	124.968
9	12:27:04.426	56.017	15.380	21.343	19.294	140.099	124.504
10	12:27:58.945	54.519	15.320	20.736	18.463	138.652	123.133

Lap	Time of Day	Lap Tm	S1	S2	S3	SFSpd	S1Spd
(50) Barry GARRETT							
1	12:19:21.300	59.988	17.833	22.834	19.321	96.697	111.290
2	12:20:18.974	57.674	16.642	21.715	19.317	132.362	115.903
3	12:21:16.484	57.510	16.222	21.861	19.427	133.415	118.565
4	12:22:14.052	57.568	1				


Scottish Championship Superstock 600

Knockhill 1.267 miles

Race 1 - 1st Race

01/08/2015 12:30

Race (10 Laps) started at 12:18:15



Competitors	Laps										
	0	1	2	3	4	5	6	7	8	9	10
Lewis ROLLO (8)	1	8	8	8	8	8	8	8	8	8	8
Paul BOWERBANK (28)	2	28	99	99	99	99	99	99	99	99	99
Callum GRIGOR (99)	3	99	28	28	28	28	7	7	7	7	7
Kristopher DUNCAN (19)	4	19	7	7	7	19	19	28	28	28	28
Jodie CHALK (7)	5	7	45	45	19	7	7	45	45	45	45
Ewan GRAY (45)	6	45	19	19	45	45	45	5	5	5	5
Andrew DONALD (27)	7	27	93	32	5	5	5	63	93	93	93
Kyle DUNCAN (93)	8	93	32	5	32	63	63	93	63	63	63
Daniel MacLEAN (5)	9	5	5	93	63	93	93	50	50	50	19
Matthew KERR (32)	10	32	63	63	93	50	50	27	19	19	50
Chris EASTWOOD (63)	11	63	50	50	50	27	27	19	27	27	27
Barry GARRETT (50)	12	50	27	27	27						

Clerk of the Course :

Orbits

Sig : Time :

Chief Timekeeper : Ian Sharp (SMART Timing)

Results available at www.mylaps.com and www.smart-timing.co.uk

www.mylaps.com

Licensed to: SMART Timing

KMSC National Motorcycle Racing

KMSC Superstock 600

Knockhill 1.267 miles

Race 6 - 1st Race

01/08/2015 13:45

Race (12 Laps) started at 14:03:55

POLE POSITION

3
7 Jodie CHALK

2
99 Callum GRIGOR

1
8 Lewis ROLLO

6
5 Daniel MacLEAN

5
45 Ewan GRAY

4
28 Paul BOWERBANK

9
19 Kristopher DUNCAN

8
63 Chris EASTWOOD

7
93 Kyle DUNCAN

12
32 Matthew KERR

11
27 Andrew DONALD

10
50 Barry GARRETT

1

2

3

4

Clerk of the Course :

Orbits

Sig : Time :

Chief Timekeeper : Ian Sharp (SMART Timing)

Results available at www.mylaps.com and www.smart-timing.co.uk

www.mylaps.com

Licensed to: SMART Timing

Printed: 03/08/2015 08:29:21

KMSC National Motorcycle Racing

Sorted on Laps

KMSC Cupar Motorcycles Pre-Injection 600

Knockhill 1.267 miles

Race 2 - 1st Race

01/08/2015 12:45

Race (10 Laps) started at 12:33:08

Pos	No.	Name	Make/Model	CC	Class	Laps	Total Tm	Diff	Best Tm	In Lap	Best Speed
1	47	Steven HADDOW	Yamaha	R6 600	Pl6	10	9:20.356		54.299	2	84.000
2	11	Patrick FORMAN	Yamaha	R6 600	Pl6	10	9:21.446	1.090	54.891	8	83.094
3	84	Kyle HARPER	Yamaha	R6 600	Pl6	10	9:29.521	9.165	55.583	3	82.059
4	89	Alex BASS	Yamaha	R6 600	Pl6	10	9:31.505	11.149	55.775	3	81.777
5	48	David McCAFFERTY	Yamaha	R6 600	Pl6	10	9:34.597	14.241	55.787	5	81.759
6	86	Russell WILL	Yamaha	R6 600	Pl6	10	9:38.812	18.456	56.600	9	80.585
7	21	Michael BURKE	Yamaha	R6 600	Pl6	10	9:45.236	24.880	56.260	8	81.072
8	119	Allan HARROW	Yamaha	R6 600	Pl6	10	9:46.463	26.107	57.444	8	79.401
9	60	Douglas BROWN	Yamaha	R6 600	Pl6	10	9:48.130	27.774	56.678	10	80.474
10	91	Lewis SHAND	Yamaha	R6 600	Pl6	10	9:48.464	28.108	56.953	10	80.085
11	88	Brian MARR	Yamaha	R6 600	Pl6	10	9:49.396	29.040	57.507	6	79.314
12	16	Michael CLARK	Honda	CBR600	Pl6	10	9:51.388	31.032	57.172	8	79.778
13	17	Mike ANDERSON	Yamaha	R6 600	Pl6	10	10:08.883	48.527	58.992	2	77.317
14	6	James WILKEN	Yamaha	R6 600	Pl6	10	10:09.602	49.246	58.640	9	77.781
15	58	Barry STEWART	Yamaha	R6 600	Pl6	10	10:14.845	54.489	59.385	2	76.805
16	73	Fraser CAMERON	Yamaha	R6 600	Pl6	9	9:29.515	1 Lap	1:01.349	6	74.347
17	81	Stewart MARR	Yamaha	R6 600	Pl6	9	9:34.973	1 Lap	1:01.446	6	74.229
18	79	James ROTHERAY	Yamaha	R6 600	Pl6	9	9:37.787	1 Lap	1:01.501	2	74.163
19	199	Ross WATTS	Yamaha	R6 600	Pl6	9	9:58.759	1 Lap	1:04.904	5	70.274
20	35	Ross BEATTIE	Yamaha	R6 600	Pl6	8	9:27.560	2 Laps	1:06.018	5	69.089
Not classified											
DNF	92	Andrew CRAIGMILE	Yamaha	YZF R6	Pl6	8	7:50.982	DNF	56.654	6	80.508
DNS	54	Cameron ROBB	Yamaha	R6 600	Pl6			DNS		0	-

Margin of Victory	Avg. Speed	Best Lap Tm	Best Speed	Best Lap by
1.090	81.396	54.299	84.000	47 - Steven HADDOW

Clerk of the Course :

Orbits

Sig : Time :

Chief Timekeeper : Ian Sharp (SMART Timing)

www.mylaps.com

Results available at www.mylaps.com and www.smart-timing.co.uk

Licensed to: SMART Timing

Printed: 03/08/2015 07:46:47

KMSC National Motorcycle Racing

KMSC Cupar Motorcycles Pre-Injection 600

Knockhill 1.267 miles

Race 2 - 1st Race

01/08/2015 12:45

Race (10 Laps) started at 12:33:08

Lap	Time of Day	Lap Tm	S1	S2	S3	SFSpd	S1Spd
(47) Steven HADDOW							
1	12:34:10.942	56.928	16.953	21.202	18.773	90.809	117.116
2	12:35:05.241	54.299	15.261	20.793	18.245	132.102	117.321
3	12:36:00.592	55.351	15.961	21.031	18.359	133.150	120.265
4	12:36:55.545	54.953	15.322	21.073	18.558	135.298	118.147
5	12:37:51.148	55.603	15.262	21.753	18.588	131.584	116.912
6	12:38:46.960	55.812	15.654	21.490	18.668	130.053	114.518
7	12:39:42.308	55.348	15.824	21.033	18.491	131.070	116.304
8	12:40:37.820	55.512	15.557	21.085	18.870	131.326	114.910
9	12:41:33.337	55.517	15.337	21.026	19.154	133.150	116.103
10	12:42:28.649	55.312	15.485	20.717	19.110	129.053	116.912

Lap	Time of Day	Lap Tm	S1	S2	S3	SFSpd	S1Spd
(11) Patrick FORMAN							
1	12:34:09.954	56.522	16.584	21.212	18.726	88.068	114.323
2	12:35:05.212	55.258	15.650	20.918	18.690	128.805	114.714
3	12:36:00.417	55.205	15.849	20.789	18.567	129.302	115.504
4	12:36:56.135	55.718	16.322	20.857	18.539	129.551	113.742
5	12:37:52.142	56.007	15.738	21.661	18.608	130.306	115.305
6	12:38:47.246	55.104	15.375	21.105	18.624	130.053	115.903
7	12:39:42.417	55.171	15.786	21.116	18.269	129.802	116.912
8	12:40:37.308	54.891	15.372	20.688	18.831	132.362	116.304
9	12:41:33.303	55.995	16.095	21.017	18.883	128.313	114.129
10	12:42:29.739	56.436	16.190	21.438	18.808	127.581	115.903

Lap	Time of Day	Lap Tm	S1	S2	S3	SFSpd	S1Spd
(84) Kyle HARPER							
1	12:34:10.861	57.346	16.959	21.378	19.009	83.989	116.304
2	12:35:07.011	56.150	16.049	21.391	18.710	129.802	116.304
3	12:36:02.594	55.583	15.729	21.218	18.636	130.814	117.526
4	12:36:58.484	55.890	15.763	21.446	18.681	129.802	116.709
5	12:37:54.795	56.311	15.953	21.324	19.034	129.551	116.304
6	12:38:50.884	56.089	15.745	21.593	18.751	128.068	116.506
7	12:39:47.323	56.439	15.649	22.037	18.753	129.302	116.304
8	12:40:43.342	56.019	15.778	21.473	18.768	128.559	115.903
9	12:41:39.899	56.557	15.710	21.672	19.175	127.824	116.103
10	12:42:37.814	57.915	15.795	22.020	20.100	128.313	114.714

Lap	Time of Day	Lap Tm	S1	S2	S3	SFSpd	S1Spd
(89) Alex BASS							
1	12:34:11.776	57.490	17.090	21.582	18.818	92.562	118.147
2	12:35:07.564	55.788	15.601	21.469	18.718	134.754	120.049
3	12:36:03.339	55.775	15.465	21.562	18.748	134.484	120.480
4	12:36:59.638	56.299	15.709	21.668	18.922	134.754	119.621
5	12:37:56.344	56.706	15.892	21.772	19.042	133.150	119.409
6	12:38:53.186	56.842	16.151	21.645	19.046	133.150	119.409
7	12:39:49.681	56.495	15.812	21.811	18.872	132.624	118.985
8	12:40:46.162	56.481	15.899	21.629	18.953	131.842	119.196
9	12:41:43.183	57.021	15.956	21.953	19.112	131.584	118.147
10	12:42:39.798	56.615	15.650	21.840	19.125	133.415	116.709

Lap	Time of Day	Lap Tm	S1	S2	S3	SFSpd	S1Spd
(48) David McCafferty							
1	12:34:13.444	59.545	16.974	22.809	19.762	92.562	113.549
2	12:35:10.470	57.026	16.041	21.856	19.129	132.362	116.103
3	12:36:07.532	57.062	16.340	21.638	19.084	134.215	112.976
4	12:37:04.116	56.584	15.980	21.405	19.199	134.215	116.304
5	12:37:59.903	55.787	15.668	21.106	19.013	133.150	116.709
6	12:38:56.372	56.469	15.954	21.512	19.003	132.886	117.116
7	12:39:52.349	55.977	15.737	21.192	19.048	133.150	115.903
8	12:40:49.059	56.710	15.977	21.573	19.160	133.680	116.304
9	12:41:45.194	56.135	15.649	21.364	19.122	133.150	116.304
10	12:42:42.890	57.696	15.657	22.284	19.755	133.680	117.321

Lap	Time of Day	Lap Tm	S1	S2	S3	SFSpd	S1Spd
(86) Russell WILL							
1	12:34:14.143	1:00.023	18.025	22.259	19.739	88.416	117.940
2	12:35:10.933	56.790	15.901	21.673	19.216	126.618	118.565
3	12:36:07.683	56.750	16.219	21.637	18.894	132.886	117.321
4	12:37:04.755	57.072	16.280	21.846	18.946	134.215	118.147
5	12:38:01.804	57.049	16.158	21.914	18.977	133.415	115.703
6	12:38:59.059	57.255	16.229	21.910	19.116	132.102	116.506
7	12:39:56.358	57.299	16.204	21.834	19.261	131.842	117.116
8	12:40:53.553	57.195	16.117	21.634	19.444	131.584	115.903
9	12:41:50.153	56.600	15.957	21.536	19.107	129.053	116.506
10	12:42:47.105	56.952	16.032	21.774	19.146	131.070	115.703

(21) Michael BURKE							
--------------------	--	--	--	--	--	--	--

Lap	Time of Day	Lap Tm	S1	S2	S3	SFSpd	S1Spd
1	12:34:16.101	1:02.253	18.510	23.438	20.305	82.543	108.238
2	12:35:14.838	58.737	16.934	22.091	19.712	120.480	111.105
3	12:36:12.455	57.617	16.194	21.818	19.605	125.905	111.105
4	12:37:09.487	57.032	16.194	21.385	19.453	126.142	111.846
5	12:38:07.845	58.358	16.207	22.408	19.743	125.905	111.105
6	12:39:05.586	57.741	16.307	21.776	19.658	116.912	109.118
7	12:40:03.045	57.459	16.040	21.985	19.434	126.142	112.220
8	12:40:59.305	56.260	15.914	21.383	18.963	123.133	107.717
9	12:41:57.136	57.831	16.172	22.036	19.623	127.824	112.408
10	12:42:53.529	56.393	16.063	21.055	19.275	128.559	112.033

Lap	Time of Day	Lap Tm	S1	S2	S3	SFSpd	S1Spd
(119) Allan HARROW							
1	12:34:13.943	59.676	17.840	22.449	19.387	82.951	109.653
2	12:35:12.482	58.539	16.748	22.236	19.555	129.053	115.504
3	12:36:10.357	57.875	16.236	22.037	19.602	128.559	112.033
4	12:37:08.050	57.693	16.575	21.780	19.338	127.824	112.976
5	12:38:05.933	57.883	16.385	22.031	19.467	129.802	113.357
6	12:39:03.735	57.802	16.206	21.928	19.668	128.559	112.976
7	12:40:01.318	57.583	16.703	21.675	19.205	126.857	114.129
8	12:40:58.762	57.444	16.312	21.743	19.389	127.824	114.323
9	12:41:56.823	58.061	16.351	22.228	19.482	127.581	112.976
10	12:42:54.756	57.933	16.880	21.549	19.504	127.098	111.474

Lap	Time of Day	Lap Tm	S1	S2	S3	SFSpd	S1Spd
(60) Douglas BROWN							
1	12:34:15.998	1:01.077	17.766	23.576	19.735	97.967	110.922
2	12:35:15.066	59.068	17.078	22.595	19.395	129.302	111.474
3	12:36:12.793	57.727	16.125	22.109	19.493	131.842	116.304
4	12:37:09.904	57.111	16.154	21.820	19.137	132.102	115.703
5	12:38:06.908	57.036	15.993	21.992	19.019	133.680	114.910
6	12:39:04.808	57.900	16.864	22.021	19.015	132.362	114.910
7	12:40:03.196	58.388	15.967	23.390	19.031	131.070	112.786
8	12:41:00.068	56.872	15.910	21.889	19.073	132.362	111.846
9	12:41:59.745	59.677	15.937	22.901	20.839	131.842	115.903
10	12:42:56.423	56.678	15.810	21.594	19.274	127.824	113.166

Lap	Time of Day	Lap Tm	S1	S2	S3	SFSpd	S1Spd
(91) Lewis SHAND							
1	12:34:15.217	1:00.532	17.335	23.254	19.943	96.558	112.976
2	12:35:14.118	58.901	16.376	22.550	19.975	132.102	116.709
3	12:36:12.596	58.478	16.296	22.307	19.875	130.306	116.506
4	12:37:11.074	58.478	16.537	22.307	19.634	133.680	117.526
5	12:38:08.808	57.734	15.899	22.35			

KMSC National Motorcycle Racing

KMSC Cupar Motorcycles Pre-Injection 600

Knockhill 1.267 miles

Race 2 - 1st Race

01/08/2015 12:45

Race (10 Laps) started at 12:33:08

Lap	Time of Day	Lap Tm	S1	S2	S3	SFSpd	S1Spd	Lap	Time of Day	Lap Tm	S1	S2	S3	SFSpd	S1Spd
3	12:36:15.627	59.079	16.496	22.449	20.134	124.504	107.890	8	12:42:01.364	1:06.169	17.820	25.823	22.526	121.572	99.272
4	12:37:15.577	59.950	17.025	22.536	20.389	122.683	105.349	9	12:43:07.052	1:05.688	18.141	25.607	21.940	116.103	105.515
5	12:38:15.938	1:00.361	16.637	23.104	20.620	120.265	106.859	(35) Ross BEATTIE							
6	12:39:16.122	1:00.184	16.716	22.866	20.602	118.565	104.366	1	12:34:27.093	1:10.598	20.429	27.618	22.551	85.815	83.363
7	12:40:16.299	1:00.177	16.736	22.869	20.572	118.775	104.856	2	12:35:38.778	1:11.685	18.795	29.924	22.966	118.565	91.802
8	12:41:16.146	59.847	16.480	22.919	20.448	117.940	106.351	3	12:36:47.275	1:08.497	18.596	27.238	22.663	113.549	91.928
9	12:42:17.291	1:01.145	16.658	23.172	21.315	118.565	105.848	4	12:37:55.226	1:07.951	18.816	27.563	21.572	112.033	88.649
10	12:43:17.176	59.885	16.537	22.750	20.598	119.409	107.030	5	12:39:01.244	1:06.018	18.041	25.863	22.114	119.409	93.465
(6) James WILKEN								6	12:40:11.856	1:10.612	18.307	26.308	25.997	111.474	97.117
1	12:34:18.461	1:02.426	18.381	23.729	20.316	90.564	112.786	7	12:41:26.095	1:14.239	19.235	32.319	22.685	112.976	93.076
2	12:35:17.867	59.406	17.067	22.759	19.580	128.068	112.786	8	12:42:35.853	1:09.758	18.622	27.042	24.094	114.714	91.179
3	12:36:18.055	1:00.188	17.452	23.027	19.709	128.559	113.935	(92) Andrew CRAIGMILE							
4	12:37:18.766	1:00.711	16.944	23.511	20.256	125.435	113.935	1	12:34:15.484	1:00.878	17.963	22.854	20.061	89.358	111.846
5	12:38:19.033	1:00.267	17.179	23.177	19.911	116.304	113.742	2	12:35:14.051	58.567	16.472	22.390	19.705	130.560	115.504
6	12:39:19.380	1:00.347	16.829	23.596	19.922	120.265	113.549	3	12:36:11.150	57.099	15.967	21.586	19.546	130.560	115.107
7	12:40:19.503	1:00.123	16.674	23.276	20.173	119.621	114.910	4	12:37:08.676	57.526	16.172	22.106	19.248	130.560	106.689
8	12:41:19.953	1:00.450	16.891	24.083	19.476	123.360	107.544	5	12:38:07.643	58.967	17.525	22.132	19.310	130.306	109.296
9	12:42:18.593	58.640	16.791	22.200	19.649	124.273	112.408	6	12:39:04.297	56.654	16.050	21.536	19.068	131.842	112.976
10	12:43:17.895	59.302	16.854	22.714	19.734	122.683	111.105	7	12:40:01.740	57.443	16.254	21.883	19.306	132.362	113.357
(58) Barry STEWART								8	12:40:59.275	57.535	16.126	21.837	19.572	131.326	114.323
1	12:34:18.294	1:03.352	18.965	23.986	20.401	86.035	104.692	(73) Fraser CAMERON							
2	12:35:17.679	59.385	16.435	22.928	20.022	127.098	111.846	1	12:34:22.145	1:06.209	19.524	25.515	21.170	87.608	100.762
3	12:36:17.864	1:00.185	16.639	23.286	20.260	127.339	111.290	2	12:35:24.289	1:02.144	17.732	23.979	20.433	122.014	103.721
4	12:37:18.524	1:00.660	16.926	23.349	20.385	125.670	111.660	3	12:36:26.135	1:01.846	17.483	24.111	20.252	119.621	106.689
5	12:38:18.941	1:00.417	16.610	23.620	20.187	126.142	112.220	4	12:37:27.683	1:01.548	17.425	23.984	20.139	120.049	105.020
6	12:39:19.360	1:00.419	16.815	23.378	20.226	124.735	107.544	5	12:38:29.639	1:01.956	17.295	24.164	20.497	121.133	108.588
7	12:40:19.481	1:00.121	16.403	23.188	20.530	123.360	111.474	6	12:39:30.988	1:01.349	17.162	23.853	20.334	122.459	99.566
8	12:41:20.653	1:01.172	16.806	24.378	19.988	122.236	109.474	7	12:40:32.912	1:01.924	17.593	23.847	20.484	120.049	102.926
9	12:42:21.408	1:00.755	17.410	22.927	20.418	123.360	104.366	8	12:41:35.455	1:02.543	17.189	23.921	21.433	119.409	104.366
10	12:43:23.138	1:01.730	17.526	23.499	20.705	123.360	105.020	9	12:42:37.808	1:02.353	17.371	23.826	21.156	115.703	102.611
(81) Stewart MARR								1	12:34:23.862	1:08.045	20.765	25.762	21.518	92.947	97.399
2	12:35:28.619	1:04.757	18.374	24.775	21.608	113.166	101.524	2	12:35:28.619	1:04.757	18.374	24.775	21.608	113.166	101.524
3	12:36:30.719	1:02.100	17.631	23.729	20.740	122.014	106.183	3	12:36:30.719	1:02.100	17.631	23.729	20.740	122.014	106.183
4	12:37:32.454	1:01.735	17.266	23.815	20.654	122.908	100.460	4	12:37:32.454	1:01.735	17.266	23.815	20.654	122.908	100.460
5	12:38:35.186	1:02.732	17.585	24.490	20.657	122.236	96.697	5	12:38:35.186	1:02.732	17.585	24.490	20.657	122.236	96.697
6	12:39:36.632	1:01.446	17.592	23.667	20.187	124.273	95.188	6	12:39:36.632	1:01.446	17.592	23.667	20.187	124.273	95.188
7	12:40:38.749	1:02.117	17.659	23.617	20.841	122.683	101.832	7	12:40:38.749	1:02.117	17.659	23.617	20.841	122.683	101.832
8	12:41:41.114	1:02.365	17.386	24.045	20.934	122.236	107.030	8	12:41:41.114	1:02.365	17.386	24.045	20.934	122.236	107.030
9	12:42:43.266	1:02.152	17.668	23.564	20.920	122.014	107.372	9	12:42:43.266	1:02.152	17.668	23.564	20.920	122.014	107.372
(79) James ROTHERAY								1	12:34:20.398	1:04.887	19.159	24.644	21.084	95.323	97.117
2	12:35:21.899	1:01.501	17.116	23.528	20.857	122.683	110.556	2	12:35:21.899	1:01.501	17.116	23.528	20.857	122.683	110.556
3	12:36:23.978	1:02.079	17.415	23.686	20.978	122.908	108.238	3	12:36:23.978	1:02.079	17.415	23.686	20.978	122.908	108.238
4	12:37:26.411	1:02.433	17.436	23.939	21.058	120.915	107.890	4	12:37:26.411	1:02.433	17.436	23.939	21.058	120.915	107.890
5	12:38:30.325	1:03.914	17.942	24.330	21.642	120.480	108.238	5	12:38:30.325	1:03.914	17.942	24.330	21.642	120.480	108.238
6	12:39:34.030	1:03.705	18.018	24.433	21.254	119.409	101.987	6	12:39:34.030	1:03.705	18.018	24.433	21.254	119.409	101.987
7	12:40:37.531	1:03.501	17.850	24.327	21.324	120.697	108.588	7	12:40:37.531	1:03.501	17.850	24.327	21.324	120.697	108.588
8	12:41:40.724	1:03.193	18.104	23.632	21.457	119.835	106.520	8	12:41:40.724	1:03.193	18.104	23.632	21.457	119.835	106.520
9	12:42:46.080	1:05.356	18.264	25.307	21.785	120.265	94.385	9	12:42:46.080	1:05.356	18.264	25.307	21.785	120.265	94.385
(199) Ross WATTS								1	12:34:22.753	1:06.583	19.042	25.518	22.023	88.068	101.218
2	12:35:28.267	1:05.514	18.037	25.942	21.535	120.915	98.398	2	12:35:28.267	1:05.514	18.037	25.942	21.535	120.915	98.398
3	12:36:34.572	1:06.305	18.288	26.475	21.542	120.697	96.143	3	12:36:34.572	1:06.305	18.288	26.475	21.542	120.697	96.143
4	12:37:40.167	1:05.595	18.456	25.381	21.758	120.265	95.868	4	12:37:40.167	1:05.595	18.456	25.381	21.758	120.265	95.868
5	12:38:45.071	1:04.904	18.225	25.193	21.486	122.683	99.863	5	12:38:45.071	1:04.904	18.225	25.193	21.486	122.683	99.863
6	12:39:49.988	1:04.917	18.445	25.532	20.940	121.572	95.459	6	12:39:49.988	1:04.917	18.445	25.532	20.940	121.572	95.459
7	12:40:55.195	1:05.207	18.590	25.336	21.281	114.129	98.543	7	12:40:55.195	1:05.207	18.590	25.336	21.281	114.129	98.543

Clerk of the Course :

Orbits

Sig : Time :

Chief Timekeeper : Ian Sharp (SMART Timing)

www.mylaps.com

Results available at www.mylaps.com and www.smart-timing.co.uk

Licensed to: SMART Timing

Printed: 03/08/2015 07:47:07

Page 2/2


KMSC Cupar Motorcycles Pre-Injection 600

Knockhill 1.267 miles

Race 2 - 1st Race

01/08/2015 12:45

Race (10 Laps) started at 12:33:08



Competitors	Laps											
	0	1	2	3	4	5	6	7	8	9	10	
Patrick FORMAN (11)	1	11	11	11	11	47	47	47	47	11	11	47
Kyle HARPER (84)	2	84	84	47	47	11	11	11	11	47	47	11
Michael BURKE (21)	3	21	47	84	84	84	84	84	84	84	84	84
David McCafferty (48)	4	48	89	89	89	89	89	89	89	89	89	89
Steven HADDOW (47)	5	47	48	48	48	48	48	48	48	48	48	48
Russell WILL (86)	6	86	119	86	86	86	86	86	86	86	86	86
Allan HARROW (119)	7	119	88	119	119	119	119	119	119	119	119	21
Alex BASS (89)	8	89	86	88	88	88	88	88	92	92	21	119
Brian MARR (88)	9	88	91	92	92	92	60	92	88	21	60	60
Mike ANDERSON (17)	10	17	92	91	21	21	92	60	21	88	91	91
Andrew CRAIGMILE (92)	11	92	60	21	91	60	21	21	60	60	88	88
Lewis SHAND (91)	12	91	21	60	60	91	91	91	91	91	16	16
Douglas BROWN (60)	13	60	16	16	16	16	16	16	16	16	17	17
Barry STEWART (58)	14	58	17	17	17	17	17	17	17	17	6	6
Michael CLARK (16)	15	16	58	58	58	58	58	58	58	6	58	58
James ROTHERAY (79)	16	79	6	6	6	6	6	6	6	58	73	
Stewart MARR (81)	17	81	79	79	79	79	73	73	73	73	81	
Fraser CAMERON (73)	18	73	73	73	73	73	79	79	79	79	79	
James WILKEN (6)	19	6	199	199	81	81	81	81	81	81	199	
Ross WATTS (199)	20	199	81	81	199	199	199	199	199	199		
Ross BEATTIE (35)	21	35	35	35	35	35	35	35	35	35		
-	22											

KMSC National Motorcycle Racing

KMSC Cupar Motorcycles Pre-Injection 600

Knockhill 1.267 miles

Race 7 - 2nd Race

01/08/2015 14:00

Race (12 Laps) started at 14:20:21

POLE POSITION

3 84 Kyle HARPER	2 11 Patrick FORMAN	1 47 Steven HADDOW	1
6 86 Russell WILL	5 48 David McCAFFERTY	4 89 Alex BASS	2
9 60 Douglas BROWN	8 119 Allan HARROW	7 21 Michael BURKE	3
12 16 Michael CLARK	11 88 Brian MARR	10 91 Lewis SHAND	4
15 58 Barry STEWART	14 6 James WILKEN	13 17 Mike ANDERSON	5
18 79 James ROTHERAY	17 81 Stewart MARR	16 73 Fraser CAMERON	6
21 92 Andrew CRAIGMILE	20 35 Ross BEATTIE	19 199 Ross WATTS	7
		22 54 Cameron ROBB	8

Clerk of the Course :

Orbits

Sig : Time :

Chief Timekeeper : Ian Sharp (SMART Timing)

Results available at www.mylaps.com and www.smart-timing.co.uk

www.mylaps.com

Licensed to: SMART Timing

Printed: 03/08/2015 07:47:59

KMSC National Motorcycle Racing**Sorted on Laps**

Scottish Championship Lightweights

Knockhill 1.267 miles

Race 3 - First Race - Re-Start

01/08/2015 13:05

Race (6 Laps) started at 13:10:39

Pos	No.	Name	Make/Model	CC	Class	Laps	Total Tm	Diff	Best Tm	In Lap	Best Speed
1	33	Adrian CLARK	Kawasaki	ER6	SL	6	5:45.456		55.846	2	81.673
2	5	Gillian McGAW	Kawasaki	400	SL	6	5:49.308	3.852	56.609	5	80.572
3	52	Jason BLACKLOCK	Suzuki	400	F4	6	5:49.756	4.300	56.537	4	80.674
4	15	Keith DICKIE	Kawasaki	ER6	SL	6	5:53.362	7.906	56.565	6	80.635
5	21	Grant REID	Kawasaki	ER6	SL	6	5:55.342	9.886	57.486	5	79.343
6	12	Dan JAMES	Suzuki	SV650	SL	6	5:57.342	11.886	57.453	4	79.388
7	4	Alan GIBSON	Suzuki	SV650	SL	6	5:58.568	13.112	58.067	6	78.549
8	66	Kevin WATRET	Kawasaki	ER6	SL	6	6:15.351	29.895	1:00.892	6	74.905
9	39	Stuart HAMILTON	Kawasaki	ZXR600	SL	6	6:15.939	30.483	1:00.807	5	75.009
10	25	Jim PURVIS	Yamaha	FZR400	SL	6	6:17.934	32.478	1:01.067	4	74.690
11	10	Marc McEWAN	Suzuki	SV650	SL	6	6:23.551	38.095	1:01.919	5	73.662
12	24	Alex REID	Suzuki	SFC Gadius	SL	6	6:25.785	40.329	1:02.282	4	73.233
13	79	Ashley ROBSON	Kawasaki	ZXR400	SL	6	6:28.050	42.594	1:02.631	4	72.825
14	118	Rod WALKER	Kawasaki	ZXR400	SL	6	6:41.117	55.661	1:04.525	5	70.687
15	17	Michael CRITCHELL	Suzuki	SV650	SL	6	6:46.998	1:01.542	1:05.427	5	69.713
16	77	Steven CRICHTON	Yamaha	FZ600	PCJ	6	6:49.403	1:03.947	1:05.984	2	69.124
17	44	Lewis MURRAY	Yamaha	FZR400	PCJ	5	5:48.285	1 Lap	1:06.938	5	68.139
18	11	Lianne MAYHEW	Honda	CBR400	SL	5	5:58.069	1 Lap	1:08.568	2	66.519

Not classified

DNF	9	Gordon MURRAY	Suzuki	VFR 750	PCS	5	5:00.967	DNF	58.136	3	78.456
DNF	13	Andrew BARTON	Suzuki	SV650	SL	1	1:09.265	DNF	1:02.493	1	72.986
DNS	74	Christine WATSON	Honda	CBR400RR	SL			DNS		0	-
DNS	37	Liam CAMPBELL	Honda	CBR400	SL			DNS		0	-
DNS	31	Torquil PATERSON	Kawasaki	ER6	SL			DNS		0	-
DNS	71	Neil MASON	Suzuki	SV650	SL			DNS		0	-
DNS	54	Ryan GIBSON	Kawasaki	ZXR400	SL			DNS		0	-

Announcements

New Track Record (56.537) for KMSC Formula 400 by Jason BLACKLOCK.
 RED FLAG after Leader completed 5 Laps - Race re-started over 6 Laps.

Margin of Victory	Avg. Speed	Best Lap Tm	Best Speed	Best Lap by
3.852	79.219	55.846	81.673	33 - Adrian CLARK

Clerk of the Course :

Orbits

Sig : Time :

Chief Timekeeper : Ian Sharp (SMART Timing)

www.mylaps.com

Results available at www.mylaps.com and www.smart-timing.co.uk

Licensed to: SMART Timing

Printed: 03/08/2015 08:09:25

KMSC National Motorcycle Racing

Scottish Championship Lightweights

Knockhill 1.267 miles

Race 3 - First Race - Re-Start

01/08/2015 13:05

Race (6 Laps) started at 13:10:39

Lap	Time of Day	Lap Tm	S1	S2	S3	SFSpd	S1Spd
(33) Adrian CLARK							
1	13:11:41.877	56.900	16.886	21.067	18.947	86.257	107.372
2	13:12:37.723	55.846	16.065	20.954	18.827	123.815	108.764
3	13:13:34.291	56.568	16.007	21.198	19.363	124.273	108.588
4	13:14:30.650	56.359	16.233	20.940	19.186	123.360	108.238
5	13:15:27.312	56.662	16.175	21.266	19.221	124.735	109.653
6	13:16:25.223	57.911	16.452	22.153	19.306	123.587	108.238
(5) Gillian McGAW							
1	13:11:44.806	58.933	17.753	21.993	19.187	86.146	108.764
2	13:12:41.489	56.683	15.954	21.590	19.139	122.908	110.374
3	13:13:38.194	56.705	16.083	21.317	19.305	123.360	109.296
4	13:14:34.916	56.722	16.091	21.245	19.386	122.683	109.296
5	13:15:31.525	56.609	16.025	21.171	19.413	122.459	108.413
6	13:16:29.075	57.550	16.226	21.829	19.495	122.014	104.366
(52) Jason BLACKLOCK							
1	13:11:43.874	58.320	17.005	21.703	19.612	91.055	104.529
2	13:12:41.327	57.453	16.513	21.572	19.368	120.915	106.859
3	13:13:38.414	57.087	16.546	21.259	19.282	121.792	107.890
4	13:14:34.951	56.537	16.211	21.145	19.181	126.380	108.764
5	13:15:31.614	56.663	16.217	21.187	19.259	122.908	110.739
6	13:16:29.523	57.909	16.397	22.070	19.442	125.201	105.515
(15) Keith DICKIE							
1	13:11:46.748	1:01.222	18.281	22.892	20.049	82.442	105.848
2	13:12:43.815	57.067	16.483	21.301	19.283	120.697	108.413
3	13:13:41.322	57.507	16.448	21.329	19.730	121.792	107.544
4	13:14:39.165	57.843	16.318	21.747	19.778	122.014	110.739
5	13:15:36.564	57.399	16.352	21.576	19.471	121.133	108.238
6	13:16:33.129	56.565	16.284	21.144	19.137	122.459	109.118
(21) Grant REID							
1	13:11:45.886	1:00.270	17.529	22.931	19.810	87.153	109.118
2	13:12:43.505	57.619	16.494	21.619	19.506	124.735	110.556
3	13:13:41.042	57.537	16.240	21.599	19.698	125.201	111.105
4	13:14:38.835	57.793	16.407	21.718	19.668	124.735	111.660
5	13:15:36.321	57.486	16.319	21.589	19.578	124.968	110.556
6	13:16:35.109	58.788	16.371	21.847	20.570	125.201	110.922
(12) Dan JAMES							
1	13:11:46.172	1:00.609	17.860	22.994	19.755	83.675	105.349
2	13:12:44.100	57.928	16.407	21.707	19.814	122.236	108.064
3	13:13:41.807	57.707	16.333	21.685	19.689	122.459	109.118
4	13:14:39.260	57.453	16.085	21.813	19.555	122.908	109.832
5	13:15:36.928	57.668	16.197	21.820	19.651	120.915	108.764
6	13:16:37.109	1:00.181	16.930	22.361	20.890	120.915	97.117
(4) Alan GIBSON							
1	13:11:46.703	1:00.863	17.599	23.164	20.100	88.068	105.020
2	13:12:45.081	58.378	16.743	22.114	19.521	120.049	107.372
3	13:13:43.252	58.171	16.550	22.014	19.607	120.265	106.859
4	13:14:41.559	58.307	16.620	22.014	19.673	119.196	106.689
5	13:15:40.268	58.709	16.531	22.147	20.031	119.621	107.201
6	13:16:38.335	58.067	16.421	22.190	19.456	117.940	105.349
(66) Kevin WATRET							
1	13:11:48.538	1:02.188	18.304	23.399	20.485	90.320	102.142
2	13:12:49.530	1:00.992	17.004	23.437	20.551	116.103	102.611
3	13:13:51.335	1:01.805	17.256	23.969	20.580	115.504	100.460
4	13:14:52.818	1:01.483	17.385	23.789	20.309	114.323	101.832
5	13:15:54.226	1:01.408	16.922	23.960	20.526	119.196	104.366
6	13:16:55.118	1:00.892	17.050	23.732	20.110	116.506	100.460
(39) Stuart HAMILTON							
1	13:11:49.159	1:02.609	18.383	23.529	20.697	87.153	98.398
2	13:12:51.180	1:02.021	17.547	22.892	21.582	112.220	101.678
3	13:13:52.586	1:01.406	17.572	23.207	20.627	111.846	99.419
4	13:14:53.748	1:01.162	17.109	23.047	21.006	111.846	100.011
5	13:15:54.555	1:00.807	17.039	23.179	20.589	114.323	100.914
6	13:16:55.706	1:01.151	17.615	23.118	20.418	114.518	99.419
(25) Jim PURVIS							

Lap	Time of Day	Lap Tm	S1	S2	S3	SFSpd	S1Spd
1	13:11:50.342	1:03.091	18.324	23.941	20.826	86.927	102.926
2	13:12:51.903	1:01.561	17.224	23.123	21.214	115.504	102.611
3	13:13:53.113	1:01.210	17.229	23.359	20.622	114.714	102.611
4	13:14:54.180	1:01.067	17.135	23.248	20.684	114.323	105.349
5	13:15:56.206	1:02.026	17.275	23.703	21.048	118.147	101.832
6	13:16:57.701	1:01.495	17.065	23.303	21.127	115.903	102.142
(10) Marc McEWAN							
1	13:11:52.386	1:05.352	19.275	24.976	21.101	89.120	98.254
2	13:12:54.552	1:02.166	17.255	23.619	21.292	114.323	104.204
3	13:13:56.933	1:02.381	17.321	23.860	21.200	115.504	95.731
4	13:14:58.882	1:01.949	17.258	23.848	20.843	113.935	98.688
5	13:16:00.801	1:01.919	17.281	23.686	20.952	113.166	102.142
6	13:17:03.318	1:02.517	17.363	23.841	21.313	115.305	101.218
(24) Alex REID							
1	13:11:51.347	1:04.772	19.225	24.583	20.964	87.608	100.762
2	13:12:54.105	1:02.758	17.447	23.728	21.583	116.103	102.298
3	13:13:56.485	1:02.380	17.613	23.564	21.203	114.323	100.310
4	13:14:58.767	1:02.282	17.520	23.600	21.162	114.714	101.524
5	13:16:02.554	1:03.787	18.024	24.064	21.699	115.703	101.678
6	13:17:05.552	1:02.998	17.844	23.852	21.302	114.129	98.688
(79) Ashley ROBSON							
1	13:11:52.095	1:04.793	19.045	24.331	21.417	87.153	98.543
2	13:12:56.317	1:04.222	18.638	23.613	21.971	107.544	97.824
3	13:13:59.308	1:02.991	18.199	23.536	21.256	105.515	96.281
4	13:15:01.939	1:02.631	18.159	23.343	21.129	106.520	98.688
5	13:16:04.694	1:02.755	17.853	23.654	21.248	109.474	97.257
6	13:17:07.817	1:03.123	17.907	23.809	21.407	106.015	97.824
(118) Rod WALKER							
1	13:11:55.357	1:07.451	19.696	25.804	21.951	85.596	98.833
2	13:13:00.394	1:05.037	18.453	25.575	21.009	114.129	101.678
3	13:14:06.393	1:05.999	18.328	24.711	22.960	115.504	99.419
4	13:15:11.381	1:04.988	18.224	24.858	21.906	112.976	101.524
5	13:16:15.906	1:04.525	18.461	24.603	21.461	116.506	99.566
6	13:17:20.884	1:04.978	18.344	24.843	21.791	114.518	100.161
(17) Michael CRITCHELL							
1	13:11:54.433	1:06.868	19.418	25.945	21.505	90.686	99.863
2	13:13:01.757	1:07.324	18.880	25.678	22.766	110.012	99.714
3	13:14:09.541	1:07.784	18.785	27.264	21.735	105.848	101.218
4	13:15:15.421	1:05.880	19.047	25.271	21.562	112.220	100.914
5	13:16:20.848	1:05.427	18.412	25.174	21.841	112.786	100.011
6	13:17:26.765	1:05.917	18.678	25.574	21.665	110.012	97.682
(77) Steven CRICHTON							
1	13:11:55.980	1:07.262	19.447	25.642	22.173	83.571	92.818
2	13:13:01.964	1:05.984	19.086	25.024	21.874	107.201	93.595
3	13:14:08.915	1:06.951	19.031	25.692	22.228	108.588	92.818
4	13:15:16.546	1:07.631	19.622	25.671	22.338	102.611	92.690
5	13:16:22.710	1:06.164	19.092	24.606	22.466	106.183	93.857
6	13:17:29.170	1:06.460	19.488	24.864	22.108	102.611	94.785
(44) Lewis MURRAY							
1	13:11:57.933	1:09.213	20.184	26.268	22.761	81.639	92.181
2	13:13:05.078	1:07.145	18.763	25.185	23.197	105.848	93.595
3	13:14:12.896	1:07.818	18.966	25.774	23.078	103.882	93.076
4	13:15:21.114	1:08.218	19.190	26.238	22.790	105.681	

KMSC National Motorcycle Racing

Scottish Championship Lightweights

Knockhill 1.267 miles

Race 3 - First Race - Re-Start

01/08/2015 13:05

Race (6 Laps) started at 13:10:39

Lap	Time of Day	Lap Tm	S1	S2	S3	SFSpd	S1Spd	Lap	Time of Day	Lap Tm	S1	S2	S3	SFSpd	S1Spd
5	13:15:40.734	58.339	16.662	21.747	19.930	122.459	108.588								
(13) Andrew BARTON															
1	13:11:49.032	1:02.493	18.784	23.542	20.167	88.299	103.721								

Clerk of the Course :

Orbits

Sig : Time :

Chief Timekeeper : Ian Sharp (SMART Timing)

Results available at www.mylaps.com and www.smart-timing.co.uk

www.mylaps.com

Licensed to: SMART Timing

Printed: 03/08/2015 08:09:49

Page 2/2


Scottish Championship Lightweights

Knockhill 1.267 miles

Race 3 - First Race - Re-Start

01/08/2015 13:05

Race (6 Laps) started at 13:10:39



Competitors	Laps						
	0	1	2	3	4	5	6
Adrian CLARK (33)	1	33	33	33	33	33	33
Keith DICKIE (15)	2	15	52	52	5	5	5
Jason BLACKLOCK (52)	3	52	5	5	52	52	52
Dan JAMES (12)	4	12	21	21	21	21	15
Grant REID (21)	5	21	12	15	15	15	21
Alan GIBSON (4)	6	4	4	12	12	12	12
Gillian McGAW (5)	7	5	15	4	4	4	4
Gordon MURRAY (9)	8	9	9	9	9	9	66
Kevin WATRET (66)	9	66	66	66	66	66	39
Andrew BARTON (13)	10	13	13	39	39	39	25
Stuart HAMILTON (39)	11	39	39	25	25	25	10
Alex REID (24)	12	24	25	24	24	24	10
Marc McEWAN (10)	13	10	24	10	10	24	79
Jim PURVIS (25)	14	25	79	79	79	79	118
Ashley ROBSON (79)	15	79	10	118	118	118	17
Michael CRITCHELL (17)	16	17	17	17	77	17	77
Rod WALKER (118)	17	118	118	77	17	77	77
Steven CRICHTON (77)	18	77	77	44	44	44	44
Lewis MURRAY (44)	19	44	44	11	11	11	11
Lianne MAYHEW (11)	20	11	11				
-	21						
-	22						
-	23						
-	24						
-	25						

KMSC National Motorcycle Racing

KMSC Lightweights

Knockhill 1.267 miles

Race 8 - 1st Race

01/08/2015 14:15

Race (12 Laps) started at 14:38:19

POLE POSITION

3
52 Jason BLACKLOCK

2
5 Gillian McGAW

1
33 Adrian CLARK

6
12 Dan JAMES

5
21 Grant REID

4
15 Keith DICKIE

9
39 Stuart HAMILTON

8
66 Kevin WATRET

7
4 Alan GIBSON

12
24 Alex REID

11
10 Marc McEWAN

10
25 Jim PURVIS

15
17 Michael CRITCHELL

14
118 Rod WALKER

13
79 Ashley ROBSON

18
11 Lianne MAYHEW

17
44 Lewis MURRAY

16
77 Steven CRICHTON

21
74 Christine WATSON

20
13 Andrew BARTON

19
9 Gordon MURRAY

24
71 Neil MASON

23
31 Torquil PATERSON

22
37 Liam CAMPBELL

25
54 Ryan GIBSON

1

2

3

4

5

6

7

8

9

Clerk of the Course :

Orbits

Sig : Time :

Chief Timekeeper : Ian Sharp (SMART Timing)

Results available at www.mylaps.com and www.smart-timing.co.uk

www.mylaps.com

Licensed to: SMART Timing

Printed: 03/08/2015 08:10:30

KMSC National Motorcycle Racing**Sorted on Laps**

Scottish Championship Superbikes & Shirlaws KMSC Clubman

Knockhill 1.267 miles

Race 4 - 1st Race

01/08/2015 13:15

Race (10 Laps) started at 13:22:52

Pos	No.	Name	Make/Model	CC	Class	Laps	Total Tm	Diff	Best Tm	In Lap	Best Speed
1	94	Greg GILFILLAN	Kawasaki	ZX10R	SB	10	8:43.216		51.192	10	89.098
2	79	Bruce BIRNIE	BMW	S1000RR	SB	10	8:45.050	1.834	51.258	5	88.983
3	179	Andrew TASKER	Kawasaki	ZX10R	SB	10	8:49.823	6.607	51.619	5	88.361
4	72	Sean GILFILLAN	Kawasaki	ZX10R	SB	10	8:55.438	12.222	52.408	3	87.030
5	55	Donald MacFADYEN	BMW	S1000RR	SB	10	8:55.508	12.292	52.507	6	86.866
6	155	Scott SHAND	Honda	CBR 1000RR	SB	10	8:57.652	14.436	52.484	3	86.904
7	50	Tim HASTINGS	Kawasaki	ZX6R 600	SB	10	8:57.982	14.766	52.572	7	86.759
8	47	Alan BRYCE	BMW	1000RR	SB	10	9:08.959	25.743	53.391	6	85.428
9	11	Richard HUGHES	BMW	S1000RR	C	10	9:13.554	30.338	53.775	2	84.818
10	119	Kristopher DUNCAN	Kawasaki	ZX6R 600	C	10	9:14.987	31.771	54.267	9	84.049
11	63	Kenny PATERSON	BMW	S1000RR	C	10	9:17.143	33.927	54.033	9	84.413
12	71	Gavin JONES	Honda	CBR1000RR	C	10	9:20.564	37.348	54.646	5	83.466
13	69	Rodney SCOTT	BMW	S1000RR	C	10	9:21.174	37.958	54.299	9	84.000
14	12	Neil BROWN	Honda	CBR1000	C	10	9:21.183	37.967	54.965	7	82.982
15	75	Charlie BUNYAN	Yamaha	R6 600	C	10	9:21.758	38.542	54.228	10	84.110
16	33	Graeme BODEL	BMW	S1000RR	C	10	9:30.078	46.862	55.553	3	82.103
17	66	Derek BUTCHER	Kawasaki	ZX6R	C	10	9:30.099	46.883	55.624	9	81.999
18	5	Daniel MacLEAN	Honda	CBR600RR	C	10	9:31.667	48.451	55.607	9	82.024
19	37	Steven PATERSON	Yamaha	R1	C	9	8:43.494	1 Lap	56.078	5	81.335
20	54	Gordon DUNCAN	Ducati	Panigale 899	C	9	9:01.449	1 Lap	58.238	9	78.318
21	36	Graham PATTERSON	Kawasaki	ZX10R	C	9	9:14.913	1 Lap	59.948	8	76.084
Not classified											
DNF	34	John DEAN	Suzuki	GSXR 750	SB	7	6:21.360	DNF	52.981	6	86.089
DNF	84	Darren ROSS	Kawasaki	ZX10R	SB	2	1:50.650	DNF	51.962	2	87.777

Margin of Victory	Avg. Speed	Best Lap Tm	Best Speed	Best Lap by
1.834	87.174	51.192	89.098	94 - Greg GILFILLAN

Clerk of the Course :

Orbits

Sig : Time :

Chief Timekeeper : Ian Sharp (SMART Timing)

www.mylaps.com

Results available at www.mylaps.com and www.smart-timing.co.uk

Licensed to: SMART Timing

Printed: 03/08/2015 08:18:11

KMSC National Motorcycle Racing

Scottish Championship Superbikes & Shirlaws KMSC Clubman

Knockhill 1.267 miles

Race 4 - 1st Race

01/08/2015 13:15

Race (10 Laps) started at 13:22:52

Lap	Time of Day	Lap Tm	S1	S2	S3	SFSpd	S1Spd	Lap	Time of Day	Lap Tm	S1	S2	S3	SFSpd	S1Spd
(94) Greg GILFILLAN															
1	13:23:50.904	53.040	15.289	20.162	17.589	97.967	129.551	1	13:23:54.102	55.036	16.075	20.958	18.003	104.366	126.380
2	13:24:42.819	51.915	14.835	19.727	17.353	148.797	133.150	2	13:24:47.426	53.324	15.092	20.317	17.915	142.479	125.670
3	13:25:34.898	52.079	14.884	19.596	17.599	150.840	131.584	3	13:25:40.564	53.138	15.206	20.110	17.822	142.177	125.435
4	13:26:26.490	51.592	14.615	19.463	17.514	149.460	131.070	4	13:26:33.760	53.196	15.156	20.152	17.888	142.177	125.670
5	13:27:17.813	51.323	14.476	19.358	17.489	148.797	134.484	5	13:27:26.411	52.651	15.022	19.797	17.832	140.392	124.504
6	13:28:09.218	51.405	14.517	19.556	17.332	146.844	133.415	6	13:28:19.094	52.683	15.077	19.814	17.792	141.279	124.735
7	13:29:01.234	52.016	14.529	20.048	17.439	149.128	130.560	7	13:29:11.666	52.572	14.852	19.794	17.926	140.099	124.044
8	13:29:53.130	51.896	14.623	19.711	17.562	145.886	133.415	8	13:30:04.638	52.972	14.942	20.024	18.006	138.939	125.201
9	13:30:44.563	51.433	14.540	19.319	17.574	146.523	133.947	9	13:30:57.284	52.646	15.252	19.691	17.703	138.366	123.587
10	13:31:35.755	51.192	14.561	19.247	17.384	144.628	131.842	10	13:31:50.521	53.237	15.233	20.147	17.857	141.279	124.504
(79) Bruce BIRNIE															
1	13:23:51.439	53.469	15.671	20.308	17.490	94.120	132.886	1	13:23:56.205	57.132	17.209	21.697	18.226	101.524	125.905
2	13:24:43.518	52.079	14.874	19.892	17.313	148.140	134.215	2	13:24:51.251	55.046	15.651	21.081	18.314	135.845	125.670
3	13:25:35.725	52.207	15.160	19.664	17.383	147.814	131.584	3	13:25:44.875	53.624	15.493	20.333	17.798	139.517	127.581
4	13:26:27.232	51.507	14.707	19.477	17.323	145.255	132.362	4	13:26:38.322	53.447	15.078	20.411	17.958	140.392	131.070
5	13:27:18.490	51.258	14.536	19.200	17.522	147.166	133.680	5	13:27:32.643	54.321	15.357	20.932	18.032	138.652	128.068
6	13:28:09.750	51.260	14.590	19.387	17.283	145.570	132.624	6	13:28:26.034	53.391	15.065	20.386	17.940	142.479	128.805
7	13:29:01.570	51.820	14.587	19.901	17.332	147.166	131.842	7	13:29:19.512	53.478	15.117	20.246	18.115	137.516	128.559
8	13:29:53.943	52.373	14.698	20.189	17.486	143.699	133.415	8	13:30:13.517	54.005	15.409	20.501	18.095	136.121	126.857
9	13:30:45.391	51.448	14.465	19.580	17.403	147.489	133.680	9	13:31:07.484	53.967	15.117	20.821	18.029	142.177	131.326
10	13:31:37.589	52.198	14.603	19.839	17.756	146.844	131.842	10	13:32:01.498	54.014	15.326	20.531	18.157	139.517	129.302
(179) Andrew TASKER															
1	13:23:51.805	53.941	15.819	20.536	17.586	94.385	129.802	1	13:23:55.861	57.025	16.958	21.865	18.202	98.688	123.360
2	13:24:43.844	52.039	14.795	19.865	17.379	144.941	131.584	2	13:24:49.636	53.775	15.273	20.634	17.868	141.279	126.142
3	13:25:36.251	52.407	14.814	20.102	17.491	145.255	129.551	3	13:25:43.597	53.961	15.202	20.732	18.027	141.279	123.815
4	13:26:28.098	51.847	14.759	19.652	17.436	143.087	130.053	4	13:26:37.884	54.287	15.378	20.730	18.179	137.234	126.142
5	13:27:19.717	51.619	14.681	19.549	17.389	143.699	130.306	5	13:27:32.595	54.711	15.764	20.693	18.254	130.814	124.735
6	13:28:11.677	51.960	14.740	19.678	17.542	144.008	129.302	6	13:28:27.097	54.502	15.487	20.966	18.049	136.121	124.504
7	13:29:04.386	52.709	14.748	19.869	18.092	143.392	129.551	7	13:29:21.614	54.517	15.359	20.743	18.415	136.954	124.504
8	13:29:56.586	52.200	14.850	19.700	17.650	142.479	129.302	8	13:30:15.876	54.262	15.377	20.864	18.021	133.415	125.670
9	13:30:49.293	52.707	15.077	19.765	17.865	142.479	128.559	9	13:31:10.482	54.606	15.456	20.919	18.231	138.939	124.273
10	13:31:42.362	53.069	15.200	19.991	17.878	140.982	126.142	10	13:32:06.093	55.611	15.449	21.507	18.655	131.326	122.459
(72) Sean GILFILLAN															
1	13:23:53.494	55.412	16.455	21.279	17.678	96.005	129.802	1	13:23:55.055	56.751	16.591	21.717	18.443	97.682	121.792
2	13:24:46.679	53.185	15.023	20.485	17.677	148.797	131.326	2	13:24:49.725	54.670	15.529	20.879	18.262	140.982	123.587
3	13:25:39.087	52.408	14.856	20.023	17.529	149.794	131.070	3	13:25:44.795	55.070	15.663	20.917	18.490	137.234	124.273
4	13:26:31.633	52.546	14.918	20.015	17.613	151.143	131.842	4	13:26:39.639	54.844	15.739	20.873	18.232	137.798	124.968
5	13:27:24.312	52.679	14.944	20.126	17.609	148.797	130.306	5	13:27:34.232	54.593	15.408	20.839	18.346	139.227	124.044
6	13:28:17.013	52.701	14.920	20.164	17.617	148.797	129.551	6	13:28:28.836	54.604	15.379	20.848	18.377	140.099	124.273
7	13:29:09.486	52.473	14.857	20.006	17.610	146.204	127.824	7	13:29:23.407	54.571	15.372	20.763	18.436	139.227	123.360
8	13:30:02.253	52.767	14.848	20.364	17.555	148.797	131.584	8	13:30:17.720	54.313	15.320	20.690	18.303	138.081	124.273
9	13:30:55.212	52.959	14.819	19.969	18.171	150.465	132.624	9	13:31:11.987	54.267	15.280	20.675	18.312	141.279	124.504
10	13:31:47.977	52.765	14.870	20.290	17.605	147.166	130.053	10	13:32:07.526	55.539	15.208	21.017	19.314	139.808	124.968
(55) Donald MacFADYEN															
1	13:23:52.489	54.360	16.040	20.571	17.749	95.868	132.102	1	13:23:58.262	58.593	17.281	22.716	18.596	98.688	122.683
2	13:24:45.375	52.886	14.684	20.393	17.809	145.255	136.398	2	13:24:52.888	54.626	15.408	20.861	18.357	138.939	126.380
3	13:25:38.169	52.794	14.887	20.024	17.883	143.392	131.842	3	13:25:47.983	55.095	15.655	21.213	18.227	138.939	124.273
4	13:26:30.870	52.701	14.606	20.116	17.979	143.392	133.150	4	13:26:42.990	55.007	15.370	21.105	18.532	138.366	125.435
5	13:27:23.516	52.646	14.768	20.093	17.785	142.177	135.298	5	13:27:37.837	54.847	15.919	20.729	18.199	141.279	125.201
6	13:28:16.023	52.507	14.714	19.948	17.845	143.699	133.947	6	13:28:31.981	54.144	15.276	20.863	18.005	138.939	124.735
7	13:29:08.646	52.623	14.803	19.991	17.829	139.227	131.584	7	13:29:26.201	54.220	15.158	20.927	18.135	136.121	125.201
8	13:30:01.651	53.005	14.716	20.343	17.946	141.577	129.551	8	13:30:20.594	54.393	15.519	20.602	18.272	136.398	124.504
9	13:30:54.901	53.250	14.799	20.278	18.173	139.517	133.680	9	13:31:14.627	54.033	15.358	20.505	18.170	137.516	127.581
10	13:31:48.047	53.146	14.862	20.307	17.977	141.279	131.584	10	13:32:09.682	55.055	15.529	21.239	18.287	138.939	123.360
(155) Scott SHAND															
1	13:23:53.183	54.306	15.907	20.702	17.697	98.254	129.302	1	13:23:57.271	58.501	17.393	22.380	18.728	103.721	125.201
2	13:24:45.897	52.714	14.955	20.111	17.648	136.121	130.306	2	13:24:52.058	54.787	15.358	21.062	18.367	143.087	126.380
3	13:25:38.381	52.484	14.833	20.044	17.607	139.517	127.824	3	13:25:47.003	54.945	15.494	20.991	18.460	143.392	125.670
4	13:26:31.251	52.870	14.987	20.132	17.751	135.571	127.581	4	13:26:42.482	55.479	15.610				

KMSC National Motorcycle Racing

Scottish Championship Superbikes & Shirlaws KMSC Clubman

Knockhill 1.267 miles

Race 4 - 1st Race

01/08/2015 13:15

Race (10 Laps) started at 13:22:52

Lap	Time of Day	Lap Tm	S1	S2	S3	SFSpd	S1Spd
3	13:25:47.447	54.804	15.702	21.028	18.074	137.798	125.905
4	13:26:42.690	55.243	15.516	21.278	18.449	139.517	128.068
5	13:27:38.676	55.986	16.310	21.219	18.457	132.362	124.044
6	13:28:33.508	54.832	15.439	21.079	18.314	140.982	127.824
7	13:29:30.196	56.688	16.884	21.274	18.530	137.516	129.302
8	13:30:24.719	54.523	15.742	20.778	18.003	130.814	130.306
9	13:31:19.018	54.299	15.495	20.745	18.059	140.982	127.339
10	13:32:13.713	54.695	15.281	21.176	18.238	135.571	127.098

(12) Neil BROWN

1	13:23:55.950	56.849	16.438	21.591	18.820	102.926	126.380
2	13:24:51.199	55.249	15.905	20.891	18.453	132.624	126.380
3	13:25:46.785	55.586	16.078	20.912	18.596	134.215	127.824
4	13:26:42.334	55.549	15.453	21.390	18.706	135.845	127.824
5	13:27:37.604	55.270	15.909	20.923	18.438	133.150	127.339
6	13:28:33.315	55.711	15.754	21.559	18.398	135.025	125.905
7	13:29:28.280	54.965	15.309	21.134	18.522	136.121	128.559
8	13:30:23.481	55.201	15.318	21.246	18.637	136.675	129.053
9	13:31:18.554	55.073	15.538	21.015	18.520	133.680	128.068
10	13:32:13.722	55.168	15.532	21.050	18.586	134.754	127.581

(75) Charlie BUNYAN

1	13:23:58.782	59.369	17.724	22.775	18.870	102.298	119.835
2	13:24:55.056	56.274	15.802	21.298	19.174	136.121	122.683
3	13:25:50.966	55.910	15.735	21.305	18.870	132.624	121.792
4	13:26:45.379	54.413	15.421	20.626	18.366	138.081	121.133
5	13:27:41.047	55.668	16.327	20.818	18.523	136.954	116.709
6	13:28:35.472	54.425	15.522	20.727	18.176	136.398	119.835
7	13:29:30.549	55.077	15.357	21.056	18.664	136.675	122.459
8	13:30:25.253	54.704	15.666	20.787	18.251	135.025	122.236
9	13:31:20.069	54.816	15.588	20.580	18.648	135.845	122.236
10	13:32:14.297	54.228	15.534	20.492	18.202	134.215	120.915

(33) Graeme BODEL

1	13:23:59.940	1:00.826	18.135	23.787	18.904	92.054	118.356
2	13:24:55.942	56.002	16.189	21.369	18.444	133.150	125.201
3	13:25:51.495	55.553	15.605	21.543	18.405	134.215	125.201
4	13:26:47.298	55.803	15.846	21.384	18.573	128.805	125.670
5	13:27:42.856	55.558	15.786	21.281	18.491	130.814	127.581
6	13:28:38.993	56.137	15.747	21.585	18.805	131.584	126.857
7	13:29:35.156	56.163	16.059	21.291	18.813	132.886	116.912
8	13:30:31.258	56.102	15.852	21.554	18.696	130.306	126.618
9	13:31:26.872	55.614	15.788	21.335	18.491	131.070	127.098
10	13:32:22.617	55.745	15.779	21.424	18.542	128.805	128.068

(66) Derek BUTCHER

1	13:23:58.333	58.952	17.246	22.723	18.983	101.066	120.915
2	13:24:54.726	56.393	15.839	21.562	18.992	131.842	124.273
3	13:25:50.748	56.022	15.813	21.313	18.896	139.517	122.236
4	13:26:47.041	56.293	15.592	21.504	19.197	136.121	122.014
5	13:27:42.755	55.714	15.752	21.143	18.819	134.754	123.815
6	13:28:38.981	56.226	15.651	21.446	19.129	135.298	122.908
7	13:29:34.987	56.006	15.710	21.366	18.930	135.025	124.044
8	13:30:31.165	56.178	15.900	21.326	18.952	136.954	122.459
9	13:31:26.789	55.624	15.676	21.164	18.784	138.652	122.908
10	13:32:22.638	55.849	15.625	21.340	18.884	136.675	124.735

(5) Daniel MacLEAN

1	13:23:59.439	1:00.358	17.583	23.683	19.092	96.281	118.565
2	13:24:55.456	56.017	15.892	21.309	18.816	132.886	121.572
3	13:25:51.383	55.927	15.895	21.283	18.749	132.624	120.480
4	13:26:47.431	56.048	15.783	21.216	19.049	131.584	120.697
5	13:27:43.957	56.526	16.299	21.214	19.013	124.504	120.049
6	13:28:40.399	56.442	15.766	21.616	19.060	133.150	120.915
7	13:29:36.620	56.221	15.805	21.149	19.267	131.842	120.697
8	13:30:32.308	55.688	15.665	21.220	18.803	130.560	121.352
9	13:31:27.915	55.607	15.727	21.007	18.873	134.484	122.459
10	13:32:24.206	56.291	15.393	21.941	18.957	132.886	121.352

(37) Steven PATERSON

1	13:23:59.830	59.902	17.007	23.802	19.093	106.183	117.940
2	13:24:57.373	57.543	16.211	22.308	19.024	136.675	122.459
3	13:25:54.298	56.925	16.088	21.932	18.905	132.102	122.236
4	13:26:50.587	56.289	15.909	21.602	18.778	130.560	123.815

Lap	Time of Day	Lap Tm	S1	S2	S3	SFSpd	S1Spd
5	13:27:46.665	56.078	15.676	21.519	18.883	136.121	122.459
6	13:28:42.780	56.115	15.909	21.336	18.870	134.215	120.480
7	13:29:39.356	56.576	15.901	21.732	18.943	132.886	123.587
8	13:30:35.657	56.301	15.957	21.476	18.868	135.298	122.014
9	13:31:36.033	1:00.376	16.357	21.922	22.097	130.814	108.941

(54) Gordon DUNCAN

1	13:24:00.925	1:00.987	17.674	23.853	19.460	102.926	115.903
2	13:24:59.831	58.906	16.999	22.579	19.328	127.581	116.304
3	13:25:58.316	58.485	16.555	22.413	19.517	128.313	117.940
4	13:26:57.594	59.278	16.473	23.170	19.635	129.802	115.107
5	13:27:57.326	59.732	16.519	23.273	19.940	130.053	114.910
6	13:28:57.087	59.761	16.357	23.401	20.003	129.302	115.107
7	13:29:56.754	59.667	16.884	23.005	19.778	122.236	112.786
8	13:30:55.750	58.996	16.636	22.616	19.744	126.857	121.792
9	13:31:53.988	58.238	16.109	22.661	19.468	131.326	116.506

(36) Graham PATTERSON

1	13:24:01.633	1:00.579	17.228	23.702	19.649	102.926	112.597
2	13:25:04.519	1:02.886	18.959	23.900	20.027	122.014	104.366
3	13:26:05.074	1:00.555	17.002	23.723	19.830	125.435	102.768
4	13:27:05.114	1:00.040	16.522	23.627	19.891	126.380	108.588
5	13:28:05.090	59.976	16.713	23.645	19.618	127.339	108.064
6	13:29:05.617	1:00.527	16.872	23.657	19.998	124.504	104.529
7	13:30:06.638	1:01.021	17.624	23.156	20.241	121.572	101.066
8	13:31:06.586	59.948	16.812	23.148	19.988	123.815	108.764
9	13:32:07.452	1:00.866	17.326	23.409	20.131	120.915	108.588

(34) John DEAN

1	13:23:53.045	54.993	16.176	20.859	17.958	93.465	125.670
2	13:24:46.805	53.760	15.204	20.505	18.051	140.392	125.905
3	13:25:40.272	53.467	15.282	20.352	17.833	138.652	125.201
4	13:26:34.035	53.763	15.229	20.631	17.903	140.392	125.201
5	13:27:27.032	52.997	15.131	20.138	17.728	136.954	125.670
6	13:28:20.013	52.981	14.912	20.112	17.957	141.279	124.968
7	13:29:13.899	53.886	15.256	20.565	18.065	136.954	124.504

(84) Darren ROSS

1	13:23:51.227	53.354	15.465	20.359	17.530	99.863	130.560
2	13:24:43.189	51.962	14.820	19.949	17.193	144.941	130.306

Clerk of the Course :

Orbits

Sig : Time :

Chief Timekeeper : Ian Sharp (SMART Timing)

www.mylaps.com

Results available at www.mylaps.com and www.smart-timing.co.uk

Licensed to: SMART Timing

Printed: 03/08/2015 08:22:58

Page 2/2


Scottish Championship Superbikes & Shirlaws KMSC Clubman

Knockhill 1.267 miles

Race 4 - 1st Race

01/08/2015 13:15

Race (10 Laps) started at 13:22:52



Competitors	Laps	Laps										
		0	1	2	3	4	5	6	7	8	9	10
Andrew TASKER (179)	1	179	94	94	94	94	94	94	94	94	94	94
Greg GILFILLAN (94)	2	94	84	84	79	79	79	79	79	79	79	79
Darren ROSS (84)	3	84	79	79	179	179	179	179	179	179	179	179
Bruce BIRNIE (79)	4	79	179	179	55	55	55	55	55	55	55	72
John DEAN (34)	5	34	55	55	155	155	155	72	72	72	72	55
Sean GILFILLAN (72)	6	72	34	155	72	72	72	155	155	155	155	155
Donald MacFADYEN (55)	7	55	155	72	34	50	50	50	50	50	50	50
Kristopher DUNCAN (119)	8	119	72	34	50	34	34	34	34	47	47	47
Rodney SCOTT (69)	9	69	50	50	11	11	11	47	47	11	11	11
Gavin JONES (71)	10	71	119	11	119	47	47	11	11	119	119	119
Richard HUGHES (11)	11	11	11	119	47	119	119	119	119	63	63	63
Scott SHAND (155)	12	155	12	12	12	12	71	71	63	71	71	71
Tim HASTINGS (50)	13	50	47	47	71	71	12	63	71	12	12	69
Alan BRYCE (47)	14	47	71	71	69	69	63	12	12	69	69	12
Daniel MacLEAN (5)	15	5	69	69	63	63	69	69	69	75	75	75
Neil BROWN (12)	16	12	63	63	66	75	75	75	75	66	66	33
Graeme BODEL (33)	17	33	66	66	75	66	66	66	66	33	33	66
Derek BUTCHER (66)	18	66	75	75	5	33	33	33	33	5	5	5
Charlie BUNYAN (75)	19	75	5	5	33	5	5	5	5	37	37	
Kenny PATERSON (63)	20	63	37	33	37	37	37	37	37	54	54	
Steven PATERSON (37)	21	37	33	37	54	54	54	54	54	36	36	
Gordon DUNCAN (54)	22	54	54	54	36	36	36	36	36			
Graham PATTERSON (36)	23	36	36	36								

KMSC National Motorcycle Racing

KMSC Superbikes & Shirlaws KMSC Clubman

Knockhill 1.267 miles

Race 9 - 1st Race

01/08/2015 14:30

Race (12 Laps) started at 15:44:54

POLE POSITION

3 179 Andrew TASKER	2 79 Bruce BIRNIE	1 94 Greg GILFILLAN	1
6 155 Scott SHAND	5 55 Donald MacFADYEN	4 72 Sean GILFILLAN	2
9 11 Richard HUGHES	8 47 Alan BRYCE	7 50 Tim HASTINGS	3
12 71 Gavin JONES	11 63 Kenny PATERSON	10 119 Kristopher DUNCAN	4
15 75 Charlie BUNYAN	14 12 Neil BROWN	13 69 Rodney SCOTT	5
18 5 Daniel MacLEAN	17 66 Derek BUTCHER	16 33 Graeme BODEL	6
21 36 Graham PATTERSON	20 54 Gordon DUNCAN	19 37 Steven PATERSON	7
	23 84 Darren ROSS	22 34 John DEAN	8

Clerk of the Course :

Orbits

Sig : Time :

Chief Timekeeper : Ian Sharp (SMART Timing)

Results available at www.mylaps.com and www.smart-timing.co.uk

www.mylaps.com

Licensed to: SMART Timing

Printed: 03/08/2015 08:23:33

KMSC National Motorcycle Racing**Sorted on Laps**

KMSC 125's

Knockhill 1.267 miles

Race 5 - 1st Race

01/08/2015 13:30

Race (10 Laps) started at 13:44:29

Pos	No.	Name	Make/Model	CC	Class	Laps	Total Tm	Diff	Best Tm	In Lap	Best Speed
1	27	James McLAREN	Aprilia	RS125	F125	10	11:28.961		1:06.392	9	68.699
2	9	Rishon HICKEY	Aprilia	125	F125	10	11:58.008	29.047	1:09.447	7	65.677
3	7	Josh HODGE	Metrakit	70	F125	10	12:08.888	39.927	1:11.020	7	64.223
4	47	Joel BAVIDGE	Aprilia	RS125	F125	10	12:29.983	1:01.022	1:12.982	8	62.496
5	23	Oliver WALTERS	Aprilia	RS125	F125	9	12:27.468	1 Lap	1:19.723	9	57.212

Not classified

DNF	88	Lewis NICOL	Aprilia	RS125	F125	6	7:04.618	DNF	1:08.356	4	66.726
DNF	11	Lewis PATERSON	Aprilia	RS125	F125	1	1:16.158	DNF	1:09.787	1	65.357
DNF	21	Marc GIBSON	Aprilia	RS125	F125		8.779	DNF		0	-
DNS	15	Finlay MILNE	Aprilia	125	F125			DNS		0	-

Margin of Victory	Avg. Speed	Best Lap Tm	Best Speed	Best Lap by
29.047	66.202	1:06.392	68.699	27 - James McLAREN

Clerk of the Course :

Orbits

Sig : Time :

Chief Timekeeper : Ian Sharp (SMART Timing)

www.mylaps.com

Results available at www.mylaps.com and www.smart-timing.co.uk

Licensed to: SMART Timing

Printed: 03/08/2015 07:38:24

KMSC National Motorcycle Racing

KMSC 125's

Knockhill 1.267 miles

Race 5 - 1st Race

01/08/2015 13:30

Race (10 Laps) started at 13:44:29

Lap	Time of Day	Lap Tm	S1	S2	S3	SFSpd	S1Spd	Lap	Time of Day	Lap Tm	S1	S2	S3	SFSpd	S1Spd
(27) James McLAREN															
1	13:45:46.116	1:09.622	20.657	25.519	23.446	65.090									
2	13:46:54.646	1:08.530	19.447	25.083	24.000	90.809	83.157								
3	13:48:02.453	1:07.807	19.673	24.804	23.330	88.416	82.543								
4	13:49:11.356	1:08.903	19.782	25.736	23.385	89.957	83.157								
5	13:50:20.880	1:09.524	20.409	25.525	23.590	89.477	82.849								
6	13:51:29.505	1:08.625	20.018	24.941	23.666	90.809	82.442								
7	13:52:37.661	1:08.156	19.736	25.218	23.202	89.716	82.747								
8	13:53:45.753	1:08.092	19.953	25.046	23.093	90.686									
9	13:54:52.145	1:06.392	19.158	24.567	22.667	89.477	83.571								
10	13:55:58.837	1:06.692	19.078	24.687	22.927	91.179									
(9) Rishon HICKEY															
1	13:45:53.187	1:14.549	22.178	26.715	25.656	63.912	80.561								
2	13:47:04.587	1:11.400	20.432	26.372	24.596	89.716	81.540								
3	13:48:15.251	1:10.664	20.102	26.095	24.467	88.884	82.341								
4	13:49:27.212	1:11.961	21.393	26.550	24.018	85.815	81.048								
5	13:50:37.570	1:10.358	20.183	26.191	23.984	92.054	83.054								
6	13:51:48.548	1:10.978	20.969	26.066	23.943	90.198	80.176								
7	13:52:57.995	1:09.447	19.748			90.442	82.951								
8	13:54:07.572	1:09.577	19.911			90.442									
9	13:55:17.495	1:09.923	20.136			92.435									
10	13:56:27.884	1:10.389	20.305	26.140	23.944	87.266	77.851								
(7) Josh HODGE															
1	13:45:50.527	1:13.334	22.129	26.369	24.836	61.454	73.342								
2	13:47:02.709	1:12.182	21.069	26.202	24.911	79.606	74.730								
3	13:48:14.912	1:12.203	20.999	26.249	24.955	78.488	73.422								
4	13:49:27.280	1:12.368	21.239	26.360	24.769	78.765	73.262								
5	13:50:39.127	1:11.847	21.074	26.148	24.625	79.136	74.897								
6	13:51:50.443	1:11.316	20.734	25.978	24.604	79.511	73.583								
7	13:53:01.463	1:11.020	20.691	25.806	24.523	78.765	73.262								
8	13:54:14.304	1:12.841	20.937	27.325	24.579	78.305	73.342								
9	13:55:26.286	1:11.982	20.974	26.242	24.766	78.950	74.399								
10	13:56:38.764	1:12.478	21.045	26.629	24.804	77.224	73.989								
(47) Joel BAVIDGE															
1	13:45:55.169	1:16.914	23.554	27.506	25.854	62.717	75.148								
2	13:47:10.130	1:14.961	21.744	27.138	26.079	82.543	75.742								
3	13:48:25.298	1:15.168	22.007	27.517	25.644	81.146	76.172								
4	13:49:39.280	1:13.982	21.458	27.140	25.384	82.849	76.782								
5	13:50:53.205	1:13.925	21.225	27.501	25.199	83.363	75.914								
6	13:52:06.369	1:13.164	21.037	26.929	25.198	82.039	76.694								
7	13:53:19.900	1:13.531	20.979	27.068	25.484	82.442	77.135								
8	13:54:32.882	1:12.982	20.839	26.940	25.203	81.938	77.402								
9	13:55:46.103	1:13.221	21.134	27.012	25.075	82.442	77.047								
10	13:56:59.859	1:13.756	21.070	27.241	25.445	81.146	76.172								
(23) Oliver WALTERS															
1	13:46:01.759	1:22.299	25.441	29.539	27.319	62.368	76.000								
2	13:47:25.806	1:24.047	24.394	29.729	29.924	79.606	75.064								
3	13:48:47.549	1:21.743	23.588	30.662	27.493	80.368	74.730								
4	13:50:10.180	1:22.631	24.112	30.103	28.416	76.694	77.135								
5	13:51:32.809	1:22.629	24.051	30.379	28.199	77.047	75.914								
6	13:52:54.274	1:21.465	24.705	29.473	27.287	79.795	76.172								
7	13:54:17.512	1:23.238	24.232	31.180	27.826	77.671	72.864								
8	13:55:37.621	1:20.109	23.447	29.299	27.363	80.561	75.572								
9	13:56:57.344	1:19.723	22.971	29.396	27.356	81.048	74.730								
(88) Lewis NICOL															
1	13:45:48.605	1:11.191	21.742	25.775	23.674	65.986	82.543								
2	13:46:59.093	1:10.488	20.643	26.351	23.494	90.442	83.054								
3	13:48:07.913	1:08.820	20.311	25.342	23.167	89.002	82.849								
4	13:49:16.269	1:08.356	20.118	25.432	22.806	90.442	83.571								
5	13:50:24.995	1:08.726	20.195	25.284	23.247	91.552	82.849								
6	13:51:34.494	1:09.499	20.786	25.358	23.355	90.932	81.343								
(11) Lewis PATERSON															
1	13:45:46.034	1:09.787	20.861	25.369	23.557	67.310	82.849								

Clerk of the Course :

Orbits

Sig : Time :

Chief Timekeeper : Ian Sharp (SMART Timing)

www.mylaps.com

Results available at www.mylaps.com and www.smart-timing.co.uk

Licensed to: SMART Timing

Printed: 03/08/2015 07:39:00


KMSC 125's

Knockhill 1.267 miles

Race 5 - 1st Race

01/08/2015 13:30

Race (10 Laps) started at 13:44:29



Competitors	Laps											
	0	1	2	3	4	5	6	7	8	9	10	
Lewis PATERSON (11)	1	11	11	27	27	27	27	27	27	27	27	27
James McLAREN (27)	2	27	27	88	88	88	88	88	9	9	9	9
Josh HODGE (7)	3	7	88	7	7	9	9	9	7	7	7	7
Lewis NICOL (88)	4	88	7	9	9	7	7	7	47	47	47	47
Joel BAVIDGE (47)	5	47	9	47	47	47	47	47	23	23	23	
Rishon HICKEY (9)	6	9	47	23	23	23	23	23				
Marc GIBSON (21)	7	21	23									
Oliver WALTERS (23)	8	23										
-	9											

KMSC National Motorcycle Racing

KMSC 125's

Knockhill 1.267 miles

Race 10 - 2nd Race

01/08/2015 14:45

Race (10 Laps) started at 15:24:54

POLE POSITION

3
7 Josh HODGE

2
9 Rishon HICKEY

1
27 James McLAREN

6
88 Lewis NICOL

5
23 Oliver WALTERS

4
47 Joel BAVIDGE

9
15 Finlay MILNE

8
21 Marc GIBSON

7
11 Lewis PATERSON

1

2

3

Clerk of the Course :

Orbits

Sig : Time :

Chief Timekeeper : Ian Sharp (SMART Timing)

Results available at www.mylaps.com and www.smart-timing.co.uk

www.mylaps.com

Licensed to: SMART Timing

Printed: 03/08/2015 07:39:36

KMSC National Motorcycle Racing**Sorted on Laps**

KMSC Superstock 600

Knockhill 1.267 miles

Race 6 - 1st Race

01/08/2015 13:45

Race (12 Laps) started at 14:03:55

Pos	No.	Name	Make/Model	CC	Class	Laps	Total Tm	Diff	Best Tm	In Lap	Best Speed
1	8	Lewis ROLLO	Kawasaki	ZXR 600	S6	12	10:40.630		52.514	7	86.855
2	99	Callum GRIGOR	Kawasaki	ZX6R 600	S6	12	10:48.771	8.141	53.120	2	85.864
3	19	Kristopher DUNCAN	Kawasaki	ZX6R	S6	12	10:58.600	17.970	53.964	3	84.521
4	7	Jodie CHALK	Triumph	675	S6	12	11:03.523	22.893	54.341	6	83.935
5	45	Ewan GRAY	Kawasaki	ZX6R 600	S6	12	11:04.667	24.037	54.077	12	84.344
6	28	Paul BOWERBANK	Kawasaki	ZX6R 600	S6	12	11:15.884	35.254	55.246	12	82.560
7	5	Daniel MacLEAN	Honda	CBR600RR	S6	12	11:16.702	36.072	55.369	5	82.376
8	93	Kyle DUNCAN	Kawasaki	ZX6R 600	S6	12	11:31.164	50.534	56.395	3	80.878
9	32	Matthew KERR	Yamaha	R6 600	S6	12	11:35.909	55.279	56.232	12	81.112
10	63	Chris EASTWOOD	Suzuki	GSXR600	S6	11	10:43.554	1 Lap	56.723	9	80.410
11	27	Andrew DONALD	Yamaha	R6 600	S6	11	10:47.398	1 Lap	57.420	2	79.434
12	50	Barry GARRETT	Suzuki	GSXR	S6	11	10:47.799	1 Lap	57.617	10	79.162

Margin of Victory	Avg. Speed	Best Lap Tm	Best Speed	Best Lap by
8.141	85.436	52.514	86.855	8 - Lewis ROLLO

Clerk of the Course :

Orbits

Sig : Time :

Chief Timekeeper : Ian Sharp (SMART Timing)

www.mylaps.com

Results available at www.mylaps.com and www.smart-timing.co.uk

Licensed to: SMART Timing

Printed: 03/08/2015 08:03:47

KMSC National Motorcycle Racing

KMSC Superstock 600

Knockhill 1.267 miles

Race 6 - 1st Race

01/08/2015 13:45

Race (12 Laps) started at 14:03:55

Lap	Time of Day	Lap Tm	S1	S2	S3	SFSpd	S1Spd
(8) Lewis ROLLO							
1	14:04:53.980	53.656	15.828	19.885	17.943	90.564	124.504
2	14:05:46.606	52.626	14.818	19.921	17.887	139.517	124.504
3	14:06:39.329	52.723	15.050	19.686	17.987	139.517	122.683
4	14:07:31.962	52.633	14.907	19.795	17.931	138.939	124.044
5	14:08:24.816	52.854	14.930	19.812	18.112	138.939	125.435
6	14:09:17.419	52.603	14.977	19.740	17.886	139.517	124.735
7	14:10:09.933	52.514	14.945	19.698	17.871	139.517	124.044
8	14:11:02.967	53.034	14.988	19.893	18.153	139.517	123.587
9	14:11:56.229	53.262	15.030	19.958	18.274	137.798	123.815
10	14:12:49.282	53.053	15.132	19.918	18.003	138.081	123.587
11	14:13:42.618	53.336	15.204	20.152	17.980	138.366	124.735
12	14:14:35.874	53.256	15.040	20.291	17.925	138.652	125.670

Lap	Time of Day	Lap Tm	S1	S2	S3	SFSpd	S1Spd
(99) Callum GRIGOR							
1	14:04:55.107	54.491	16.156	20.298	18.037	90.077	122.683
2	14:05:48.227	53.120	15.131	20.019	17.970	136.121	121.792
3	14:06:41.865	53.638	15.123	20.303	18.212	135.845	121.352
4	14:07:35.332	53.467	15.223	20.041	18.203	135.845	121.792
5	14:08:28.933	53.601	15.252	20.012	18.337	135.298	121.572
6	14:09:22.443	53.510	15.156	20.185	18.169	135.025	122.459
7	14:10:15.993	53.550	15.183	20.234	18.133	135.298	121.133
8	14:11:09.365	53.372	15.111	20.137	18.124	135.571	121.572
9	14:12:03.187	53.822	15.185	20.370	18.267	134.754	121.792
10	14:12:56.731	53.544	15.379	20.070	18.095	134.754	122.014
11	14:13:50.468	53.737	15.084	20.386	18.267	135.298	122.014
12	14:14:44.015	53.547	15.196	20.215	18.136	135.025	121.792

Lap	Time of Day	Lap Tm	S1	S2	S3	SFSpd	S1Spd
(19) Kristopher DUNCAN							
1	14:04:57.306	56.332	16.585	21.159	18.588	97.682	121.572
2	14:05:51.322	54.016	15.139	20.752	18.125	137.798	124.504
3	14:06:45.286	53.964	15.319	20.459	18.186	139.808	125.435
4	14:07:39.383	54.097	15.126	20.612	18.359	139.517	124.735
5	14:08:33.468	54.085	15.264	20.454	18.367	138.652	125.435
6	14:09:27.448	53.980	15.117	20.560	18.303	136.954	124.968
7	14:10:21.445	53.997	15.249	20.485	18.263	137.516	124.504
8	14:11:15.794	54.349	15.339	20.587	18.423	137.798	122.908
9	14:12:10.072	54.278	15.390	20.548	18.340	137.234	123.133
10	14:13:04.685	54.613	15.493	20.713	18.407	138.939	123.815
11	14:13:59.108	54.423	15.257	20.746	18.420	138.652	122.014
12	14:14:53.844	54.736	15.357	20.882	18.497	138.652	122.683

Lap	Time of Day	Lap Tm	S1	S2	S3	SFSpd	S1Spd
(7) Jodie CHALK							
1	14:04:56.428	55.996	16.125	21.451	18.420	94.120	124.044
2	14:05:51.269	54.841	15.328	21.206	18.307	131.070	123.815
3	14:06:46.186	54.917	15.628	21.039	18.250	129.053	124.968
4	14:07:40.791	54.605	15.218	21.100	18.287	132.102	124.968
5	14:08:35.394	54.603	15.221	21.042	18.340	131.584	125.435
6	14:09:29.735	54.341	15.289	20.938	18.114	132.362	124.735
7	14:10:24.855	55.120	15.210	20.962	18.948	132.624	123.360
8	14:11:20.051	55.196	15.759	21.214	18.223	128.313	119.835
9	14:12:14.557	54.506	15.273	20.968	18.265	133.947	123.587
10	14:13:09.290	54.733	15.308	21.108	18.317	132.624	124.735
11	14:14:03.979	54.689	15.471	21.005	18.213	130.560	123.815
12	14:14:58.767	54.788	15.317	21.180	18.291	132.886	121.792

Lap	Time of Day	Lap Tm	S1	S2	S3	SFSpd	S1Spd
(45) Ewan GRAY							
1	14:04:57.628	56.787	16.858	21.110	18.819	92.690	113.935
2	14:05:53.293	55.665	15.726	20.855	19.084	136.675	119.196
3	14:06:48.838	55.545	15.719	20.810	19.016	133.150	120.480
4	14:07:44.641	55.803	15.812	21.219	18.772	135.571	118.356
5	14:08:39.165	54.524	15.398	20.546	18.580	137.798	121.352
6	14:09:33.929	54.764	15.538	20.507	18.719	133.947	119.621
7	14:10:28.445	54.516	15.413	20.532	18.571	134.215	118.775
8	14:11:23.082	54.637	15.593	20.473	18.571	133.150	116.304
9	14:12:17.381	54.299	15.552	20.317	18.430	132.102	118.147
10	14:13:11.613	54.232	15.450	20.307	18.475	134.484	120.049
11	14:14:05.834	54.221	15.440	20.349	18.432	133.680	116.709
12	14:14:59.911	54.077	15.164	20.408	18.505	133.947	120.697

Lap	Time of Day	Lap Tm	S1	S2	S3	SFSpd	S1Spd
(28) Paul BOWERBANK							
1	14:04:57.289	56.631	16.721	21.110	18.800	93.988	120.915
2	14:05:53.146	55.857	15.789	21.033	19.035	137.516	122.908

Lap	Time of Day	Lap Tm	S1	S2	S3	SFSpd	S1Spd
3	14:06:48.664	55.518	15.578	20.980	18.960	135.845	123.360
4	14:07:44.512	55.848	16.003	21.055	18.790	136.121	123.360
5	14:08:40.209	55.697	15.771	21.053	18.873	136.121	124.968
6	14:09:36.089	55.880	15.723	21.102	19.055	136.398	123.360
7	14:10:32.281	56.192	15.818	21.254	19.120	134.754	124.735
8	14:11:28.403	56.122	15.623	21.464	19.035	135.845	123.587
9	14:12:23.888	55.485	15.505	21.091	18.889	136.675	124.504
10	14:13:19.502	55.614	15.499	21.174	18.941	136.398	124.504
11	14:14:15.882	56.380	16.497	21.086	18.797	135.845	123.587
12	14:15:11.128	55.246	15.407	21.094	18.745	136.954	124.273

Lap	Time of Day	Lap Tm	S1	S2	S3	SFSpd	S1Spd
(5) Daniel MacLEAN							
1	14:05:00.334	58.862	17.525	22.073	19.264	87.952	118.356
2	14:05:56.134	55.800	15.687	20.930	19.183	131.842	119.621
3	14:06:51.514	55.380	15.718	20.824	18.838	131.326	119.621
4	14:07:46.997	55.483	15.682	20.875	18.926	131.326	119.835
5	14:08:42.366	55.369	15.616	20.742	19.011	132.624	120.480
6	14:09:37.748	55.382	15.582	20.931	18.869	131.070	119.196
7	14:10:33.204	55.456	15.776	20.822	18.858	131.584	118.147
8	14:11:28.747	55.543	15.670	20.994	18.679	131.842	118.985
9	14:12:24.182	55.435	15.558	21.114	18.763	132.362	120.265
10	14:13:19.895	55.713	15.689	21.126	18.898	133.150	120.697
11	14:14:16.369	56.474	16.353	21.201	18.920	133.150	118.775
12	14:15:11.946	55.577	16.147	20.745	18.685	131.842	120.915

Lap	Time of Day	Lap Tm	S1	S2	S3	SFSpd	S1Spd
(93) Kyle DUNCAN							
1	14:04:58.985	57.847	16.968	21.467	19.412	92.435	115.504
2	14:05:55.958	56.973	16.205	21.403	19.365	133.947	114.910
3	14:06:52.353	56.395	16.165	21.248	18.982	133.150	115.305
4	14:07:48.984	56.631	15.835	21.431	19.365	133.150	116.506
5	14:08:46.264	57.280	16.349	21.317	19.614	131.584	113.166
6	14:09:42.722	56.458	15.801	21.345	19.312	131.584	115.903
7	14:10:40.558	57.836	16.343	22.044	19.449	131.842	114.323
8	14:11:37.962	57.404	16.192	21.644	19.568	131.070	115.107
9	14:12:35.344	57.382	16.014	21.714	19.654	131.070	114.910
10	14:13:32.563	57.219	15.925	21.700	19.594	130.814	113.549
11	14:14:29.739	57.176	16.185	21.398	19.593	131.326	114.714
12	14:15:26.408	56.669	15.909	21.331	19.429	131.842	114.518

KMSC National Motorcycle Racing

KMSC Superstock 600

Knockhill 1.267 miles

Race 6 - 1st Race

01/08/2015 13:45

Race (12 Laps) started at 14:03:55

Lap	Time of Day	Lap Tm	S1	S2	S3	SFSpd	S1Spd	Lap	Time of Day	Lap Tm	S1	S2	S3	SFSpd	S1Spd
8	14:11:49.320	58.602	17.014	22.207	19.381	131.842	118.147								
9	14:12:47.212	57.892	16.330	22.280	19.282	130.306	119.835								
10	14:13:44.725	57.513	16.237	22.136	19.140	131.326	117.733								
11	14:14:42.642	57.917	16.310	22.257	19.350	131.842	116.912								

(50) Barry GARRETT

1	14:05:00.091	58.751	17.263	22.029	19.459	97.824	118.147
2	14:05:58.265	58.174	16.433	22.060	19.681	132.102	118.147
3	14:06:56.794	58.529	16.633	22.412	19.484	131.584	116.506
4	14:07:54.967	58.173	16.378	22.179	19.616	131.326	117.321
5	14:08:53.538	58.571	16.349	22.397	19.825	132.624	117.940
6	14:09:51.999	58.461	16.609	22.207	19.645	131.326	117.733
7	14:10:50.546	58.547	16.413	22.310	19.824	132.624	116.304
8	14:11:48.960	58.414	16.484	22.398	19.532	132.362	118.147
9	14:12:47.769	58.809	17.161	22.213	19.435	132.624	116.709
10	14:13:45.386	57.617	16.324	22.179	19.114	132.362	115.107
11	14:14:43.043	57.657	16.188	22.012	19.457	132.624	118.356

Clerk of the Course :

Orbits

Sig : Time :

Chief Timekeeper : Ian Sharp (SMART Timing)

Results available at www.mylaps.com and www.smart-timing.co.uk

www.mylaps.com

Licensed to: SMART Timing

Printed: 03/08/2015 08:04:00

Page 2/2


KMSC Superstock 600

Knockhill 1.267 miles

Race 6 - 1st Race

01/08/2015 13:45

Race (12 Laps) started at 14:03:55



Competitors	Laps												
	0	1	2	3	4	5	6	7	8	9	10	11	12
Lewis ROLLO (8)	1	8	8	8	8	8	8	8	8	8	8	8	8
Jodie CHALK (7)	2	7	99	99	99	99	99	99	99	99	99	99	99
Callum GRIGOR (99)	3	99	7	7	19	19	19	19	19	19	19	19	19
Paul BOWERBANK (28)	4	28	28	19	7	7	7	7	7	7	7	7	7
Ewan GRAY (45)	5	45	19	28	28	28	45	45	45	45	45	45	45
Kristopher DUNCAN (19)	6	19	45	45	45	45	28	28	28	28	28	28	28
Kyle DUNCAN (93)	7	93	93	93	5	5	5	5	5	5	5	5	5
Chris EASTWOOD (63)	8	63	50	5	93	93	93	93	93	93	93	93	93
Barry GARRETT (50)	9	50	5	50	50	50	50	32	32	32	32	32	32
Daniel MacLEAN (5)	10	5	27	27	27	27	27	50	50	63	63	63	63
Andrew DONALD (27)	11	27	63	63	32	32	32	27	27	50	27	27	27
Matthew KERR (32)	12	32	32	32	63	63	63	63	63	27	50	50	50

KMSC National Motorcycle Racing

KMSC Superstock 600

Knockhill 1.267 miles

Race 12 - 2nd Race

02/08/2015 09:45

Race (10 Laps) started at 9:57:16

POLE POSITION

3
19 Kristopher DUNCAN

2
99 Callum GRIGOR

1
8 Lewis ROLLO

6
28 Paul BOWERBANK

5
45 Ewan GRAY

4
7 Jodie CHALK

9
32 Matthew KERR

8
93 Kyle DUNCAN

7
5 Daniel MacLEAN

12
50 Barry GARRETT

11
27 Andrew DONALD

10
63 Chris EASTWOOD

1
2
3
4

Clerk of the Course :

Orbits

Sig : Time :

Chief Timekeeper : Ian Sharp (SMART Timing)

Results available at www.mylaps.com and www.smart-timing.co.uk

www.mylaps.com

Licensed to: SMART Timing

Printed: 03/08/2015 08:04:40

KMSC National Motorcycle Racing

Sorted on Laps

KMSC Cupar Motorcycles Pre-Injection 600

Knockhill 1.267 miles

Race 7 - 2nd Race

01/08/2015 14:00

Race (12 Laps) started at 14:20:21

Pos	No.	Name	Make/Model	CC	Class	Laps	Total Tm	Diff	Best Tm	In Lap	Best Speed
1	47	Steven HADDOW	Yamaha	R6 600	Pl6	12	11:10.154		54.740	2	83.323
2	11	Patrick FORMAN	Yamaha	R6 600	Pl6	12	11:12.988	2.834	55.095	4	82.786
3	84	Kyle HARPER	Yamaha	R6 600	Pl6	12	11:18.650	8.496	55.443	3	82.266
4	21	Michael BURKE	Yamaha	R6 600	Pl6	12	11:23.889	13.735	55.887	7	81.613
5	86	Russell WILL	Yamaha	R6 600	Pl6	12	11:24.809	14.655	55.726	8	81.849
6	48	David McCafferty	Yamaha	R6 600	Pl6	12	11:26.502	16.348	56.001	11	81.447
7	89	Alex BASS	Yamaha	R6 600	Pl6	12	11:26.610	16.456	55.582	3	82.061
8	88	Brian MARR	Yamaha	R6 600	Pl6	12	11:35.314	25.160	56.541	7	80.669
9	60	Douglas BROWN	Yamaha	R6 600	Pl6	12	11:36.087	25.933	56.378	6	80.902
10	119	Allan HARROW	Yamaha	R6 600	Pl6	12	11:39.441	29.287	56.537	3	80.674
11	91	Lewis SHAND	Yamaha	R6 600	Pl6	12	11:45.907	35.753	57.346	11	79.536
12	16	Michael CLARK	Honda	CBR600	Pl6	12	11:46.251	36.097	57.382	11	79.486
13	92	Andrew CRAIGMILE	Yamaha	YZF R6	Pl6	12	11:48.449	38.295	57.349	8	79.532
14	17	Mike ANDERSON	Yamaha	R6 600	Pl6	12	11:59.473	49.319	58.466	12	78.013
15	6	James WILKEN	Yamaha	R6 600	Pl6	12	12:06.132	55.978	58.491	3	77.979
16	58	Barry STEWART	Yamaha	R6 600	Pl6	11	11:25.777	1 Lap	1:00.153	3	75.825
17	73	Fraser CAMERON	Yamaha	R6 600	Pl6	11	11:26.810	1 Lap	1:00.211	3	75.752
18	81	Stewart MARR	Yamaha	R6 600	Pl6	11	11:39.515	1 Lap	1:01.740	7	73.876
19	54	Cameron ROBB	Yamaha	R6 600	Pl6	11	11:39.795	1 Lap	1:01.852	5	73.742
20	79	James ROTHERAY	Yamaha	R6 600	Pl6	11	11:46.332	1 Lap	1:01.997	3	73.570
21	199	Ross WATTS	Yamaha	R6 600	Pl6	11	12:07.560	1 Lap	1:04.026	8	71.238
22	35	Ross BEATTIE	Yamaha	R6 600	Pl6	10	11:56.789	2 Laps	1:07.019	7	68.057

Margin of Victory	Avg. Speed	Best Lap Tm	Best Speed	Best Lap by
2.834	81.672	54.740	83.323	47 - Steven HADDOW

Clerk of the Course :

Orbits

Sig : Time :

Chief Timekeeper : Ian Sharp (SMART Timing)

www.mylaps.com

Results available at www.mylaps.com and www.smart-timing.co.uk

Licensed to: SMART Timing

Printed: 03/08/2015 07:48:16

KMSC National Motorcycle Racing

KMSC Cupar Motorcycles Pre-Injection 600

Knockhill 1.267 miles

Race 7 - 2nd Race

01/08/2015 14:00

Race (12 Laps) started at 14:20:21

Lap	Time of Day	Lap Tm	S1	S2	S3	SFSpd	S1Spd
(47) Steven HADDOW							
1	14:21:22.992	56.290	16.519	21.043	18.728	88.183	116.709
2	14:22:17.732	54.740	15.336	20.707	18.697	130.306	117.321
3	14:23:12.495	54.763	15.191	20.881	18.691	130.053	117.116
4	14:24:08.037	55.542	15.517	21.191	18.834	130.053	116.709
5	14:25:03.402	55.365	15.608	21.042	18.715	129.551	118.565
6	14:25:58.469	55.067	15.481	20.876	18.710	129.302	117.940
7	14:26:54.138	55.669	16.231	20.711	18.727	130.053	117.116
8	14:27:49.723	55.585	15.301	21.018	19.266	129.053	118.356
9	14:28:45.040	55.317	15.459	21.190	18.668	130.306	116.912
10	14:29:41.045	55.005	15.514	21.345	19.146	131.070	118.147
11	14:30:36.637	55.592	15.394	21.198	19.000	129.053	118.565
12	14:31:31.508	54.871	15.451	20.701	18.719	128.068	117.321

Lap	Time of Day	Lap Tm	S1	S2	S3	SFSpd	S1Spd
(11) Patrick FORMAN							
1	14:21:24.241	57.333	16.938	21.772	18.623	87.266	115.107
2	14:22:19.882	55.641	15.772	21.196	18.673	131.584	116.103
3	14:23:15.192	55.310	15.829	20.905	18.576	129.802	115.107
4	14:24:10.287	55.095	15.610	20.526	18.959	128.559	115.703
5	14:25:05.868	55.581	15.633	21.240	18.708	128.068	116.506
6	14:26:01.004	55.136	15.653	20.780	18.703	129.302	114.518
7	14:26:56.721	55.717	15.473	21.478	18.766	128.068	115.903
8	14:27:52.275	55.554	15.766	21.072	18.716	127.098	116.304
9	14:28:47.925	55.650	15.904	20.945	18.801	130.053	114.714
10	14:29:43.618	55.693	15.827	21.228	18.638	123.587	116.103
11	14:30:38.991	55.373	15.594	20.994	18.785	127.824	116.304
12	14:31:34.342	55.351	15.542	20.891	18.918	128.068	115.903

Lap	Time of Day	Lap Tm	S1	S2	S3	SFSpd	S1Spd
(84) Kyle HARPER							
1	14:21:24.037	57.293	17.024	21.337	18.932	85.596	117.116
2	14:22:19.524	55.487	15.743	21.053	18.691	128.805	116.912
3	14:23:14.967	55.443	15.779	20.982	18.682	128.313	116.506
4	14:24:10.585	55.618	16.135	20.792	18.691	128.559	117.733
5	14:25:06.197	55.612	15.701	21.393	18.518	129.802	117.733
6	14:26:01.655	55.458	15.762	21.041	18.655	128.559	115.703
7	14:26:57.533	55.878	15.851	21.213	18.814	128.068	116.709
8	14:27:53.209	55.676	15.760	21.070	18.846	128.559	117.733
9	14:28:50.340	57.131	15.880	22.273	18.978	129.551	117.940
10	14:29:46.645	56.305	15.921	21.408	18.976	128.313	116.709
11	14:30:43.833	57.188	15.601	22.300	19.287	127.581	117.526
12	14:31:40.004	56.171	15.824	21.229	19.118	127.339	115.903

Lap	Time of Day	Lap Tm	S1	S2	S3	SFSpd	S1Spd
(21) Michael BURKE							
1	14:21:26.165	58.841	17.268	22.225	19.348	92.435	113.357
2	14:22:22.817	56.652	15.906	21.528	19.218	131.842	117.526
3	14:23:19.654	56.837	15.950	21.567	19.320	131.584	116.304
4	14:24:15.547	55.893	15.905	21.187	18.801	125.435	116.709
5	14:25:11.760	56.213	15.852	21.140	19.221	131.842	117.526
6	14:26:08.118	56.358	15.914	21.419	19.025	130.053	115.107
7	14:27:04.005	55.887	15.812	21.297	18.778	128.805	110.556
8	14:28:00.486	56.481	16.205	21.113	19.163	132.886	112.408
9	14:28:56.505	56.019	15.791	21.208	19.020	130.560	114.910
10	14:29:52.835	56.330	15.752	21.683	18.895	135.025	116.304
11	14:30:48.803	55.968	15.688	21.269	19.011	131.326	116.506
12	14:31:45.243	56.440	15.821	21.733	18.886	132.102	116.709

Lap	Time of Day	Lap Tm	S1	S2	S3	SFSpd	S1Spd
(86) Russell WILL							
1	14:21:26.650	59.148	17.497	22.540	19.111	87.040	119.621
2	14:22:22.800	56.150	16.031	21.398	18.721	133.947	119.621
3	14:23:18.951	56.151	15.829	21.518	18.804	132.886	119.409
4	14:24:14.873	55.922	15.780	21.309	18.833	133.680	118.147
5	14:25:11.025	56.152	15.736	21.321	19.095	132.362	118.565
6	14:26:07.087	56.062	16.204	21.103	18.755	132.102	116.506
7	14:27:03.054	55.967	15.965	21.251	18.751	132.102	117.733
8	14:27:58.780	55.726	15.812	21.232	18.682	131.842	118.565
9	14:28:55.352	56.572	15.963	21.379	19.230	133.415	116.709
10	14:29:51.735	56.383	15.921	21.356	19.106	131.326	118.775
11	14:30:48.447	56.712	16.303	21.448	18.961	132.624	117.116
12	14:31:46.163	57.716	15.974	22.137	19.605	132.362	118.356

Lap	Time of Day	Lap Tm	S1	S2	S3	SFSpd	S1Spd
(48) David McCAFFERTY							
1	14:21:26.062	58.986	17.284	22.283	19.419	90.198	118.565
2	14:22:22.349	56.287	15.721	21.391	19.175	133.150	117.733

Lap	Time of Day	Lap Tm	S1	S2	S3	SFSpd	S1Spd
3	14:23:18.720	56.371	15.477	21.831	19.063	132.624	118.356
4	14:24:14.858	56.138	15.714	21.370	19.054	133.150	117.526
5	14:25:13.224	58.366	16.155	22.087	20.124	131.842	117.940
6	14:26:09.642	56.418	15.730	21.616	19.072	130.306	117.940
7	14:27:05.961	56.319	15.758	21.452	19.109	131.584	117.116
8	14:28:02.407	56.446	15.647	21.722	19.077	131.842	118.356
9	14:28:58.437	56.030	15.702	21.353	18.975	133.680	117.940
10	14:29:55.491	57.054	15.611	22.054	19.389	133.150	116.912
11	14:30:51.492	56.001	15.615	21.492	18.894	134.484	117.321
12	14:31:47.856	56.364	15.678	21.434	19.252	132.362	116.912

Lap	Time of Day	Lap Tm	S1	S2	S3	SFSpd	S1Spd
(89) Alex BASS							
1	14:21:25.138	58.362	17.304	22.126	18.932	79.890	114.714
2	14:22:21.037	55.899	15.604	21.381	18.914	133.680	119.835
3	14:23:16.619	55.582	15.533	21.261	18.788	133.150	120.049
4	14:24:13.038	56.419	15.685	21.775	18.959	133.150	120.480
5	14:25:11.191	58.153	15.965	22.453	19.735	131.070	119.835
6	14:26:07.771	56.580	16.027	21.770	18.783	131.326	120.049
7	14:27:03.703	55.932	15.676	21.505	18.751	132.102	118.147
8	14:28:00.112	56.409	16.036	21.474	18.899	132.624	120.265
9	14:28:56.327	56.215	15.641	21.652	18.922	131.326	117.321
10	14:29:55.036	58.709	16.060	22.588	20.061	131.842	116.103
11	14:30:51.680	56.644	16.227	21.703	18.714	129.802	116.912
12	14:31:47.964	56.284	15.597	21.693	18.994	131.070	116.709

Lap	Time of Day	Lap Tm	S1	S2	S3	SFSpd	S1Spd
(88) Brian MARR							
1	14:21:27.495	59.821	17.584	22.821	19.416	93.205	114.518
2	14:22:24.661	57.166	16.126	21.910	19.130	131.070	111.660
3	14:23:22.078	57.417	16.115	21.717	19.585	130.053	113.166
4	14:24:19.477	57.399	16.348	21.653	19.398	126.618	111.660
5	14:25:16.734	57.257	16.220	21.452	19.585	126.142	110.922
6	14:26:13.293	56.559	16.012	21.353	19.194	125.201	110.739
7	14:27:09.834	56.541	16.128	21.492	18.921	126.618	110.012
8	14:28:07.466	57.632	15.950	22.129	19.553	127.581	112.033
9	14:29:04.168	56.702	15.916	21.433	19.353	125.435	111.290
10	14:30:01.564	57.396	16.029	21.682	19.685	125.201	111.660
11	14:30:59.402	57.838	16.478	21.687	19.673	127.824	111.474
12	14:31:56.668	57.266	16.919	21.327	19.020	129.551	111.474

Lap	Time of Day	Lap Tm	S1
-----	-------------	--------	----

KMSC National Motorcycle Racing

KMSC Cupar Motorcycles Pre-Injection 600

Knockhill 1.267 miles

Race 7 - 2nd Race

01/08/2015 14:00

Race (12 Laps) started at 14:20:21

Lap	Time of Day	Lap Tm	S1	S2	S3	SFSpd	S1Spd	Lap	Time of Day	Lap Tm	S1	S2	S3	SFSpd	S1Spd
(16) Michael CLARK															
1	14:21:31.189	1:00.586	17.566	23.220	19.800	92.947	103.084	11	14:31:47.131	1:01.796	16.903	23.804	21.089	122.236	110.922
2	14:22:27.354	58.461	16.170	22.342	19.949	128.805	112.786	(73) Fraser CAMERON							
3	14:23:25.703	58.349	16.270	22.223	19.856	127.824	107.717	1	14:21:31.352	1:02.620	18.207	24.332	20.081	86.590	100.762
4	14:24:26.087	58.384	16.380	22.053	19.951	127.098	110.556	2	14:22:33.050	1:01.698	17.749	23.808	20.141	122.459	103.721
5	14:25:22.003	57.916	16.394	21.759	19.763	124.735	109.474	3	14:23:33.261	1:00.211	16.862	23.356	19.993	124.504	109.296
6	14:26:20.809	58.806	16.190	22.102	20.514	124.735	110.012	4	14:24:34.031	1:00.770	17.133	23.405	20.232	119.196	107.544
7	14:27:19.053	58.244	16.326	22.297	19.621	126.380	107.717	5	14:25:34.817	1:00.786	17.366	23.394	20.026	118.775	109.832
8	14:28:16.623	57.570	16.050	21.926	19.594	127.098	110.374	6	14:26:36.101	1:01.284	17.192	23.501	20.591	118.985	105.848
9	14:29:14.598	57.975	16.080	22.236	19.659	127.824	109.118	7	14:27:37.860	1:01.759	17.389	23.957	20.413	120.049	106.183
10	14:30:12.467	57.869	16.394	21.979	19.496	126.142	112.597	8	14:28:39.832	1:01.972	17.410	24.046	20.516	119.196	107.890
11	14:31:09.849	57.382	15.912	21.819	19.651	125.435	110.556	9	14:29:43.170	1:03.338	17.356	24.712	21.270	120.915	106.859
12	14:32:07.605	57.756	15.585	22.540	19.631	128.068	112.033	10	14:30:45.547	1:02.377	17.723	23.973	20.681	117.526	101.987
(81) Stewart MARR															
1	14:21:31.189	1:02.365	17.886	24.105	20.374	90.077	107.890	1	14:21:35.979	1:07.012	20.147	25.405	21.460	86.814	96.836
2	14:22:29.705	58.516	16.334	22.263	19.919	131.326	114.323	2	14:22:38.206	1:02.227	17.731	23.807	20.689	120.265	107.030
3	14:23:27.628	57.923	16.167	21.943	19.813	131.070	114.910	3	14:23:41.286	1:03.080	17.651	24.478	20.951	124.735	99.863
4	14:24:26.006	58.378	16.213	22.170	19.995	129.802	114.518	4	14:24:43.479	1:02.193	17.383	23.896	20.914	119.196	106.015
5	14:25:23.770	57.764	16.407	21.627	19.730	129.053	114.910	5	14:25:46.080	1:02.601	17.931	23.911	20.759	120.265	105.515
6	14:26:21.742	57.972	16.450	21.928	19.594	130.306	113.549	6	14:26:48.977	1:02.897	17.828	24.161	20.908	119.196	101.987
7	14:27:19.296	57.554	16.083	21.993	19.478	130.306	112.597	7	14:27:50.717	1:01.740	17.113	23.172	21.455	119.835	107.372
8	14:28:16.645	57.349	16.176	21.743	19.430	132.102	114.129	8	14:28:52.574	1:01.857	17.796	22.943	21.118	118.147	108.413
9	14:29:14.602	57.957	16.598	21.897	19.462	131.584	114.910	9	14:29:55.801	1:03.227	18.068	24.171	20.988	120.915	98.398
10	14:30:12.527	57.925	16.473	22.296	19.156	128.313	108.064	10	14:30:58.665	1:02.864	18.922	23.497	20.445	120.697	110.374
11	14:31:11.584	59.057	17.585	22.032	19.440	131.584	105.848	11	14:32:00.869	1:02.204	17.933	23.755	20.516	120.480	107.030
12	14:32:09.803	58.219	16.585	21.901	19.733	131.070	112.786	(54) Cameron ROBB							
(92) Andrew CRAIGMILE															
1	14:21:29.735	1:01.413	17.840	23.396	20.177	88.183	108.238	1	14:21:35.969	1:06.558	19.673	25.883	21.002	93.988	97.682
2	14:22:28.802	59.067	16.491	22.428	20.148	123.133	107.890	2	14:22:38.745	1:02.776	17.540	24.479	20.757	127.339	99.566
3	14:23:27.472	58.670	16.530	22.133	20.007	121.133	107.201	3	14:23:42.066	1:03.321	17.375	24.434	21.512	123.360	99.419
4	14:24:27.101	59.629	17.062	22.403	20.164	120.480	107.201	4	14:24:44.593	1:02.527	17.547	24.085	20.895	123.133	102.926
5	14:25:26.460	59.359	16.735	22.366	20.258	119.409	107.890	5	14:25:46.445	1:01.852	17.295	24.339	20.218	119.409	102.926
6	14:26:25.604	59.144	16.723	22.418	20.003	118.985	106.520	6	14:26:48.634	1:02.189	17.132	24.128	20.929	126.142	103.402
7	14:27:24.907	59.303	16.247	22.886	20.170	120.480	106.689	7	14:27:50.917	1:02.283	17.346	24.224	20.713	119.621	102.454
8	14:28:24.083	59.176	16.626	22.425	20.125	118.565	107.030	8	14:28:53.019	1:02.102	17.323	24.074	20.705	127.581	106.859
9	14:29:23.330	59.247	16.511	22.469	20.267	118.985	105.848	9	14:29:55.399	1:02.380	16.808	24.529	21.043	124.968	105.184
10	14:30:22.371	59.041	16.810	22.249	19.982	117.321	106.351	10	14:30:58.536	1:03.137	17.824	24.097	21.216	115.703	100.011
11	14:31:22.361	59.990	16.651	22.360	20.979	119.409	106.015	11	14:32:01.149	1:02.613	17.443	24.101	21.069	118.147	107.030
12	14:32:20.827	58.466	16.295	22.115	20.056	120.049	106.859	(79) James ROTHERAY							
(17) Mike ANDERSON															
1	14:21:31.619	1:02.163	18.471	23.548	20.144	85.379	114.129	1	14:21:33.850	1:05.137	19.120	24.967	21.050	90.564	110.922
2	14:22:32.028	1:00.409	17.402	22.778	20.229	122.014	114.323	2	14:22:35.977	1:02.127	17.548	23.623	20.956	122.908	110.012
3	14:23:30.519	58.491	16.504	22.251	19.736	125.905	114.910	3	14:23:37.974	1:01.997	17.477	23.488	21.032	121.352	111.105
4	14:24:31.375	1:00.856	18.547	22.457	19.852	122.683	109.118	4	14:24:40.396	1:02.422	17.445	23.633	21.344	119.835	109.653
5	14:25:30.594	59.219	16.898	22.523	19.798	122.459	114.323	5	14:25:42.949	1:02.553	17.803	23.772	20.978	118.565	106.859
6	14:26:30.108	59.514	16.938	22.814	19.762	123.360	113.357	6	14:26:46.564	1:03.615	18.025	24.224	21.366	117.321	105.848
7	14:27:29.186	59.078	16.717	22.462	19.899	123.587	113.166	7	14:27:50.087	1:03.523	18.087	23.959	21.477	117.526	101.987
8	14:28:28.168	58.982	16.775	22.560	19.647	122.014	113.549	8	14:28:55.433	1:05.346	18.864	24.832	21.650	116.304	99.714
9	14:29:27.855	59.687	17.190	22.642	19.855	119.621	111.660	9	14:30:00.835	1:05.402	18.415	24.338	22.649	117.940	109.296
10	14:30:26.988	59.133	16.861	22.374	19.898	122.014	114.129	10	14:31:04.685	1:03.850	18.394	24.258	21.198	118.147	107.544
11	14:31:26.236	59.248	16.932	22.498	19.818	122.236	112.033	11	14:32:07.686	1:03.001	17.644	23.976	21.381	117.940	108.064
12	14:32:27.486	1:01.250	17.167	23.829	20.254	119.835	103.084	(199) Ross WATTS							
(6) James WILKEN															
1	14:21:31.060	1:02.461	17.834	24.129	20.498	89.716	105.515	1	14:21:35.506	1:06.479	19.593	25.566	21.320	87.837	99.125
2	14:22:32.445	1:01.385	16.941	23.671	20.773	126.618	108.941	2	14:22:40.142	1:04.636	18.628	24.897	21.111	119.409	100.611
3	14:23:32.598	1:00.153	16.793	23.107	20.253	123.360	112.408	3	14:23:45.035	1:04.893	17.972	25.315	21.606	122.459	105.681
4	14:24:32.800	1:00.202	16.597	23.389	20.216	125.670	106.520	4	14:24:50.798	1:05.763	18.528	25.555	21.680	122.236	99.566
5	14:25:33.764	1:00.964	16.648	23.649	20.667	125.670	112.786	5	14:25:57.052	1:06.254	18.190	26.122	21.942	118.985	100.611
6	14:26:35.865	1:02.101	17.363	23.900	20.838	123.587	108.764	6	14:27:02.063	1:05.011	17.972	25.285	21.754	120.049	99.714
7	14:27:37.620	1:01.755	17.237	23.880	20.638	123.360	108.413	7	14:28:08.633	1:06.570	18.131	26.629	21.810	118.147	99.714
8	14:28:39.391	1:01.771	17.186	24.031	20										

KMSC National Motorcycle Racing

KMSC Cupar Motorcycles Pre-Injection 600

Knockhill 1.267 miles

Race 7 - 2nd Race

01/08/2015 14:00

Race (12 Laps) started at 14:20:21

Lap	Time of Day	Lap Tm	S1	S2	S3	SFSpd	S1Spd	Lap	Time of Day	Lap Tm	S1	S2	S3	SFSpd	S1Spd
7	14:28:36.707	1:07.019	18.788	26.097	22.134	110.922	95.053								
8	14:30:00.868	1:24.161	18.841	25.791	39.529	113.357	97.967								
9	14:31:10.338	1:09.470	19.691	27.122	22.657	109.832	86.479								
10	14:32:18.143	1:07.805	19.566	26.078	22.161	103.242	94.385								

Clerk of the Course :

Orbits

Sig : Time :

Chief Timekeeper : Ian Sharp (SMART Timing)

Results available at www.mylaps.com and www.smart-timing.co.uk

www.mylaps.com

Licensed to: SMART Timing

Printed: 03/08/2015 07:48:32

Page 3/3


KMSC Cupar Motorcycles Pre-Injection 600

Knockhill 1.267 miles

Race 7 - 2nd Race

01/08/2015 14:00

Race (12 Laps) started at 14:20:21



Competitors	Laps												
	0	1	2	3	4	5	6	7	8	9	10	11	12
Steven HADDOW (47)	1	47	47	47	47	47	47	47	47	47	47	47	47
Kyle HARPER (84)	2	84	84	84	84	11	11	11	11	11	11	11	11
Alex BASS (89)	3	89	11	11	11	84	84	84	84	84	84	84	84
Patrick FORMAN (11)	4	11	89	89	89	89	86	86	86	86	86	86	21
David McCAFFERTY (48)	5	48	48	48	48	48	89	89	89	89	89	21	86
Michael BURKE (21)	6	21	21	86	86	86	21	21	21	21	21	89	48
Douglas BROWN (60)	7	60	60	21	21	21	48	48	48	48	48	89	89
Russell WILL (86)	8	86	86	60	60	60	60	60	60	60	60	60	88
Lewis SHAND (91)	9	91	119	119	119	119	119	119	119	88	88	88	60
Brian MARR (88)	10	88	88	88	88	88	88	88	88	119	119	119	119
Allan HARROW (119)	11	119	91	91	91	91	91	91	91	91	91	91	91
Michael CLARK (16)	12	16	16	16	16	16	16	16	16	16	16	16	16
Mike ANDERSON (17)	13	17	17	17	17	92	92	92	92	92	92	92	92
Barry STEWART (58)	14	58	58	92	92	17	17	17	17	17	17	17	17
James ROTHERAY (79)	15	79	92	6	6	6	6	6	6	6	6	6	6
Fraser CAMERON (73)	16	73	73	58	58	58	58	58	58	58	73	58	58
Andrew CRAIGMILE (92)	17	92	6	73	73	73	73	73	73	73	58	73	73
Stewart MARR (81)	18	81	79	79	79	79	79	79	79	81	54	54	81
Ross WATTS (199)	19	199	199	81	81	81	81	54	81	54	81	81	54
Cameron ROBB (54)	20	54	54	54	54	54	54	81	54	79	79	79	79
James WILKEN (6)	21	6	81	199	199	199	199	199	199	199	199	199	199
Ross BEATTIE (35)	22	35	35	35	35	35	35	35	35	35	35	35	35

Clerk of the Course :

Orbits

Sig : Time :

Chief Timekeeper : Ian Sharp (SMART Timing)

Results available at www.mylaps.com and www.smart-timing.co.uk

www.mylaps.com

Licensed to: SMART Timing

KMSC National Motorcycle Racing

KMSC Cupar Motorcycles Pre-Injection 600

Knockhill 1.267 miles

Race 12a - 3rd Race

02/08/2015 10:00

Race (10 Laps) started at 10:12:37

POLE POSITION

3 84 Kyle HARPER	2 11 Patrick FORMAN	1 47 Steven HADDOW	1
6 48 David McCAFFERTY	5 86 Russell WILL	4 21 Michael BURKE	2
9 60 Douglas BROWN	8 88 Brian MARR	7 89 Alex BASS	3
12 16 Michael CLARK	11 91 Lewis SHAND	10 119 Allan HARROW	4
15 6 James WILKEN	14 17 Mike ANDERSON	13 92 Andrew CRAIGMILE	5
18 81 Stewart MARR	17 73 Fraser CAMERON	16 58 Barry STEWART	6
21 199 Ross WATTS	20 79 James ROTHERAY	19 54 Cameron ROBB	7
	23 75 Harry PULLAR	22 35 Ross BEATTIE	8

Clerk of the Course :

Orbits

Sig : Time :

Chief Timekeeper : Ian Sharp (SMART Timing)

Results available at www.mylaps.com and www.smart-timing.co.uk

www.mylaps.com

Licensed to: SMART Timing

Printed: 03/08/2015 07:49:12

KMSC National Motorcycle Racing

Sorted on Laps

KMSC Lightweights

Knockhill 1.267 miles

Race 8 - 1st Race

01/08/2015 14:15

Race (12 Laps) started at 14:38:19

Pos	No.	Name	Make/Model	CC	Class	Laps	Total Tm	Diff	Best Tm	In Lap	Best Speed
1	33	Adrian CLARK	Kawasaki	ER6	SL	12	11:25.270		55.583	8	82.059
2	5	Gillian McGAW	Kawasaki	400	SL	12	11:26.375	1.105	55.765	8	81.791
3	52	Jason BLACKLOCK	Suzuki	400	F4	12	11:27.770	2.500	56.113	8	81.284
4	15	Keith DICKIE	Kawasaki	ER6	SL	12	11:31.553	6.283	56.478	2	80.759
5	12	Dan JAMES	Suzuki	SV650	SL	12	11:51.192	25.922	57.214	2	79.720
6	4	Alan GIBSON	Suzuki	SV650	SL	12	11:55.753	30.483	58.199	2	78.371
7	9	Gordon MURRAY	Suzuki	VFR 750	PCS	12	12:07.936	42.666	59.029	4	77.269
8	66	Kevin WATRET	Kawasaki	ER6	SL	12	12:14.063	48.793	59.256	2	76.973
9	39	Stuart HAMILTON	Kawasaki	FZR400	SL	12	12:18.819	53.549	1:00.367	4	75.556
10	25	Jim PURVIS	Yamaha	FZR400	SL	11	11:29.742	1 Lap	1:01.078	8	74.677
11	24	Alex REID	Suzuki	SFC Gladius	SL	11	11:39.290	1 Lap	1:01.913	5	73.669
12	54	Ryan GIBSON	Kawasaki	ZXR400	SL	11	11:46.160	1 Lap	1:02.229	10	73.295
13	10	Marc McEWAN	Suzuki	SV650	SL	11	11:51.128	1 Lap	1:01.878	2	73.711
14	17	Michael CRITCHELL	Suzuki	SV650	SL	11	12:18.876	1 Lap	1:05.243	9	69.909
15	118	Rod WALKER	Kawasaki	ZXR400	SL	11	12:22.639	1 Lap	1:05.825	9	69.291
16	44	Lewis MURRAY	Yamaha	FZR400	PCJ	11	12:26.481	1 Lap	1:05.690	8	69.434
17	11	Lianne MAYHEW	Honda	CBR400	SL	10	11:47.884	2 Laps	1:08.970	7	66.132
18	37	Liam CAMPBELL	Honda	CBR400	SL	10	12:04.018	2 Laps	1:10.107	8	65.059

Not classified

DNF	79	Ashley ROBSON	Kawasaki	ZXR400	SL	9	9:37.867	DNF	1:01.922	4	73.659
DNF	71	Neil MASON	Suzuki	SV650	SL	1	1:13.229	DNF	1:05.695	1	69.428
DNS	21	Grant REID	Kawasaki	ER6	SL			DNS		0	-
DNS	77	Steven CRICHTON	Yamaha	FZ600	PCJ			DNS		0	-
DNS	13	Andrew BARTON	Suzuki	SV650	SL			DNS		0	-
DNS	74	Christine WATSON	Honda	CBR400RR	SL			DNS		0	-
DNS	31	Torquil PATERSON	Kawasaki	ER6	SL			DNS		0	-

Announcements

New Track Record (56.113) for KMSC Formula 400 by Jason BLACKLOCK.

Margin of Victory	Avg. Speed	Best Lap Tm	Best Speed	Best Lap by
1.105	79.871	55.583	82.059	33 - Adrian CLARK

Clerk of the Course :

Orbits

Sig : Time :

Chief Timekeeper : Ian Sharp (SMART Timing)

www.mylaps.com

Results available at www.mylaps.com and www.smart-timing.co.uk

Licensed to: SMART Timing

Printed: 03/08/2015 07:58:21

KMSC National Motorcycle Racing

KMSC Lightweights

Knockhill 1.267 miles

Race 8 - 1st Race

01/08/2015 14:15

Race (12 Laps) started at 14:38:19

Lap	Time of Day	Lap Tm	S1	S2	S3	SFSpd	S1Spd
(33) Adrian CLARK							
1	14:39:23.280	58.288	17.449	21.353	19.486	84.946	108.413
2	14:40:20.192	56.912	16.442	21.290	19.180	121.572	108.941
3	14:41:16.832	56.640	16.066	21.247	19.327	122.236	108.941
4	14:42:13.217	56.385	16.196	21.024	19.165	121.352	109.653
5	14:43:09.845	56.628	16.218	21.156	19.254	122.459	109.832
6	14:44:06.767	56.922	16.323	21.085	19.514	121.352	110.739
7	14:45:02.734	55.967	16.030	21.015	18.922	121.792	110.374
8	14:45:58.317	55.583	15.864	20.587	19.132	121.572	110.374
9	14:46:54.760	56.443	16.056	21.176	19.211	121.792	110.012
10	14:47:51.467	56.707	16.172	21.252	19.283	121.133	110.193
11	14:48:48.434	56.967	16.180	21.586	19.201	120.915	107.372
12	14:49:45.099	56.665	16.296	20.832	19.537	120.265	108.941

Lap	Time of Day	Lap Tm	S1	S2	S3	SFSpd	S1Spd
(5) Gillian McGAW							
1	14:39:24.617	58.874	17.980	21.628	19.266	83.054	110.374
2	14:40:20.570	55.953	16.156	20.930	18.867	123.815	113.935
3	14:41:17.179	56.609	16.088	21.435	19.086	123.133	110.193
4	14:42:13.482	56.303	16.193	21.213	18.897	122.236	110.374
5	14:43:09.679	56.197	15.834	21.067	19.296	123.587	111.474
6	14:44:06.659	56.980	16.343	21.099	19.538	121.133	110.556
7	14:45:03.396	56.737	16.154	21.584	18.999	120.265	108.764
8	14:45:59.161	55.765	15.900	20.801	19.064	120.265	111.290
9	14:46:55.835	56.674	15.898	21.342	19.434	121.572	110.193
10	14:47:52.284	56.449	16.112	21.068	19.269	121.352	110.374
11	14:48:48.678	56.394	15.753	21.712	18.929	120.480	111.105
12	14:49:46.204	57.526	17.269	21.103	19.154	122.908	108.064

Lap	Time of Day	Lap Tm	S1	S2	S3	SFSpd	S1Spd
(52) Jason BLACKLOCK							
1	14:39:24.097	58.803	17.535	21.711	19.557	84.625	106.183
2	14:40:21.350	57.253	16.694	21.365	19.194	123.360	109.832
3	14:41:17.981	56.631	16.215	21.119	19.297	124.504	110.739
4	14:42:14.217	56.236	16.199	20.956	19.081	125.201	110.193
5	14:43:10.642	56.425	16.031	21.431	18.963	126.380	110.556
6	14:44:07.162	56.520	16.631	20.656	19.233	124.968	109.653
7	14:45:03.651	56.489	16.150	21.267	19.072	123.815	110.556
8	14:45:59.764	56.113	16.099	20.839	19.175	122.908	110.922
9	14:46:55.989	56.225	16.069	20.897	19.259	123.587	111.290
10	14:47:52.977	56.988	16.302	20.963	19.723	123.815	110.374
11	14:48:50.394	57.417	16.076	21.712	19.629	117.321	108.238
12	14:49:47.599	57.205	16.296	21.299	19.610	120.697	108.413

Lap	Time of Day	Lap Tm	S1	S2	S3	SFSpd	S1Spd
(15) Keith DICKIE							
1	14:39:24.387	58.729	17.244	21.949	19.536	85.487	108.238
2	14:40:20.865	56.478	16.400	21.204	18.874	121.352	109.653
3	14:41:17.407	56.542	16.268	21.148	19.126	122.459	108.064
4	14:42:13.918	56.511	16.386	21.050	19.075	120.480	109.296
5	14:43:11.130	57.212	16.138	21.893	19.181	122.014	110.374
6	14:44:07.770	56.640	16.304	20.944	19.392	119.835	108.238
7	14:45:05.487	57.717	16.369	22.023	19.325	119.196	108.941
8	14:46:02.011	56.524	16.160	21.083	19.281	118.565	109.832
9	14:46:58.520	56.509	16.241	20.943	19.325	118.565	108.588
10	14:47:56.291	57.771	16.321	22.131	19.319	118.565	109.296
11	14:48:53.710	57.419	16.474	21.523	19.422	117.116	108.413
12	14:49:51.382	57.672	16.933	21.284	19.455	117.940	107.717

Lap	Time of Day	Lap Tm	S1	S2	S3	SFSpd	S1Spd
(12) Dan JAMES							
1	14:39:25.418	59.646	17.751	22.253	19.642	84.518	107.717
2	14:40:22.632	57.214	16.369	21.208	19.637	120.697	108.588
3	14:41:20.214	57.582	16.279	21.562	19.741	118.985	106.183
4	14:42:17.894	57.680	16.325	21.698	19.657	119.409	108.238
5	14:43:16.913	59.019	17.022	21.862	20.135	119.621	99.419
6	14:44:16.361	59.448	17.034	22.209	20.205	117.940	98.979
7	14:45:14.626	58.265	16.756	21.772	19.737	116.304	102.768
8	14:46:13.803	59.177	16.580	22.066	20.531	117.526	103.402
9	14:47:12.884	59.081	16.829	22.210	20.042	115.504	104.204
10	14:48:11.616	58.732	16.903	21.757	20.072	114.518	103.242
11	14:49:11.999	1:00.383	16.871	22.121	21.391	116.304	103.561
12	14:50:11.021	59.022	16.581	22.517	19.924	113.935	105.848

Lap	Time of Day	Lap Tm	S1	S2	S3	SFSpd	S1Spd
(4) Alan GIBSON							
1	14:39:26.604	1:00.445	17.963	22.499	19.983	85.379	106.015
2	14:40:24.803	58.199	16.491	21.782	19.926	117.940	108.588

Lap	Time of Day	Lap Tm	S1	S2	S3	SFSpd	S1Spd
3	14:41:23.448	58.645	16.554	22.032	20.059	116.709	106.183
4	14:42:22.686	59.238	16.799	22.470	19.969	115.903	106.351
5	14:43:21.690	59.004	16.884	22.197	19.923	116.304	107.030
6	14:44:20.702	59.012	17.046	22.242	19.724	115.305	106.859
7	14:45:19.488	58.786	16.504	22.260	20.022	116.304	108.238
8	14:46:19.318	59.830	16.684	22.257	20.889	116.304	106.520
9	14:47:18.959	59.641	16.799	22.666	20.176	117.526	107.890
10	14:48:17.567	58.608	16.672	22.026	19.910	116.304	107.372
11	14:49:16.492	58.925	16.656	22.281	19.988	117.116	107.544
12	14:50:15.582	59.090	16.835	22.363	19.892	116.103	97.824

Lap	Time of Day	Lap Tm	S1	S2	S3	SFSpd	S1Spd
(9) Gordon MURRAY							
1	14:39:30.396	1:03.109	19.036	23.242	20.831	90.564	104.692
2	14:40:30.242	59.846	17.147	22.143	20.556	120.480	107.201
3	14:41:30.407	1:00.165	16.895	22.683	20.587	118.985	107.030
4	14:42:29.436	59.029	16.629	22.320	20.080	117.733	106.351
5	14:43:29.026	59.590	16.648	22.490	20.452	121.792	108.941
6	14:44:28.686	59.660	16.805	22.498	20.357	119.196	106.859
7	14:45:28.074	59.388	16.659	22.029	20.700	120.265	107.890
8	14:46:27.854	59.780	16.809	21.926	21.045	118.985	107.372
9	14:47:27.820	59.966	16.930	22.161	20.875	116.103	107.717
10	14:48:27.817	59.997	16.944	22.046	21.007	117.526	106.689
11	14:49:27.774	59.957	17.073	22.269	20.615	117.116	106.183
12	14:50:27.765	59.991	16.889	22.179	20.923	117.526	107.201

Lap	Time of Day	Lap Tm	S1	S2	S3	SFSpd	S1Spd
(66) Kevin WATRET							
1	14:39:28.106	1:02.110	18.452	23.525	20.133	84.732	104.043
2	14:40:27.362	59.256	16.518	22.546	20.192	117.116	107.372
3	14:41:27.646	1:00.284	17.043	22.850	20.391	114.129	103.721
4	14:42:28.168	1:00.522	16.875	23.474	20.173	116.304	107.372
5	14:43:28.689	1:00.521	16.922	23.249	20.350	118.147	104.366
6	14:44:29.021	1:00.332	17.016	23.311	20.005	116.103	105.848
7	14:45:29.040	1:00.019	16.816	23.008	20.195	119.621	107.544
8	14:46:29.309	1:00.269	16.795	23.322	20.152	116.103	106.859
9	14:47:29.393	1:00.084	16.931	22.984	20.169	117.733	105.020
10	14:48:30.830	1:01.437	17.122	23.439	20.876	114.714	105.349
11	14:49:32.203	1:01.373	17.114	23.997	20.262	116.709	97.540
12	14:50:33.892	1:01.689	17.707	23.454	20.528	115.703	103.242

Lap	
-----	--

KMSC National Motorcycle Racing

KMSC Lightweights

Knockhill 1.267 miles

Race 8 - 1st Race

01/08/2015 14:15

Race (12 Laps) started at 14:38:19

Lap	Time of Day	Lap Tm	S1	S2	S3	SFSpd	S1Spd
8	14:46:46.494	1:02.437	17.785	23.751	20.901	113.742	100.161
9	14:47:48.795	1:02.301	17.587	23.408	21.306	112.220	102.298
10	14:48:52.751	1:03.956	18.358	23.319	22.279	111.660	100.310
11	14:49:59.119	1:06.368	19.165	24.227	22.976	108.764	96.143

(54) Ryan GIBSON

1	14:39:36.804	1:08.773	20.387	26.792	21.594	94.120	101.371
2	14:40:40.720	1:03.916	18.545	24.321	21.050	112.597	103.561
3	14:41:42.979	1:02.259	18.162	23.618	20.479	113.935	101.066
4	14:42:45.642	1:02.663	17.985	23.853	20.825	115.305	101.678
5	14:43:48.452	1:02.810	18.594	23.634	20.582	113.935	102.454
6	14:44:51.124	1:02.672	18.137	24.000	20.535	112.976	103.561
7	14:45:53.609	1:02.485	18.263	23.195	21.027	113.935	103.721
8	14:46:56.191	1:02.582	18.198	23.630	20.754	113.935	103.242
9	14:48:00.541	1:04.350	18.165	24.528	21.657	109.118	105.848
10	14:49:02.770	1:02.229	17.941	23.409	20.879	112.033	102.298
11	14:50:05.989	1:03.219	17.897	23.922	21.400	112.408	104.856

(10) Marc McEWAN

1	14:39:31.644	1:05.005	19.270	24.495	21.240	85.706	100.914
2	14:40:33.522	1:01.878	17.362	23.436	21.080	115.903	104.529
3	14:41:35.645	1:02.123	17.419	23.764	20.940	115.504	103.882
4	14:42:38.854	1:03.209	18.364	23.688	21.157	116.103	98.833
5	14:43:42.680	1:03.826	17.768	24.315	21.743	114.518	103.561
6	14:44:46.855	1:04.175	18.454	23.940	21.781	111.846	104.366
7	14:45:50.609	1:03.754	17.995	23.969	21.790	114.910	104.204
8	14:46:54.736	1:04.127	18.060	24.045	22.022	113.357	103.084
9	14:48:01.072	1:06.336	19.047	24.687	22.602	111.846	101.987
10	14:49:06.514	1:05.442	18.771	24.564	22.107	96.558	101.218
11	14:50:10.957	1:04.443	17.927	24.433	22.083	111.474	101.678

(17) Michael CRITCHELL

1	14:39:35.944	1:08.790	20.218	26.454	22.118	84.306	102.454
2	14:40:42.413	1:06.469	19.266	25.441	21.762	109.296	101.678
3	14:41:48.501	1:06.088	18.816	25.423	21.849	109.832	100.460
4	14:42:54.408	1:05.907	18.434	25.660	21.813	108.941	100.310
5	14:44:01.525	1:07.117	18.784	25.841	22.492	108.238	98.833
6	14:45:08.377	1:06.852	18.854	26.135	21.863	105.020	98.254
7	14:46:14.464	1:06.087	18.812	25.404	21.871	106.689	98.979
8	14:47:20.291	1:05.827	18.588	25.155	22.084	110.193	99.714
9	14:48:25.534	1:05.243	18.492	24.732	22.019	108.238	98.979
10	14:49:32.341	1:06.807	19.478	25.013	22.316	104.529	96.005
11	14:50:38.705	1:06.364	19.030	25.166	22.168	106.351	96.281

(118) Rod WALKER

1	14:39:38.040	1:10.613	20.932	26.524	23.157	85.270	100.460
2	14:40:44.682	1:06.642	19.228	24.699	22.715	112.033	100.914
3	14:41:51.930	1:07.248	19.070	25.511	22.667	112.597	99.863
4	14:42:57.818	1:05.888	18.575	25.043	22.270	113.357	101.832
5	14:44:04.540	1:06.722	18.811	25.418	22.493	112.220	101.678
6	14:45:10.638	1:06.098	18.797	25.088	22.213	112.033	100.011
7	14:46:17.038	1:06.400	18.941	25.202	22.257	111.846	101.832
8	14:47:23.053	1:06.015	18.763	25.093	22.159	113.166	102.298
9	14:48:28.878	1:05.825	18.680	24.732	22.413	112.597	102.142
10	14:49:35.485	1:06.607	18.841	25.377	22.389	113.357	100.762
11	14:50:42.468	1:06.983	18.647	25.425	22.911	112.408	101.987

(44) Lewis MURRAY

1	14:39:38.753	1:10.757	21.128	26.750	22.879	82.747	95.731
2	14:40:46.970	1:08.217	19.228	25.873	23.116	107.372	95.053
3	14:41:53.583	1:06.613	18.752	25.445	22.416	104.692	93.726
4	14:42:59.454	1:05.871	18.525	24.862	22.484	106.351	95.188
5	14:44:07.241	1:07.787	20.055	24.913	22.819	100.611	93.988
6	14:45:13.328	1:06.087	18.512	24.802	22.773	105.020	96.419
7	14:46:20.164	1:06.836	18.881	24.868	23.087	104.204	95.323
8	14:47:25.854	1:05.690	18.857	24.633	22.200	105.681	95.323
9	14:48:32.382	1:06.528	18.733	24.678	23.117	103.402	94.518
10	14:49:39.668	1:07.286	19.705	25.540	22.041	100.310	93.205
11	14:50:46.310	1:06.642	18.801	24.989	22.852	104.204	94.651

(11) Lianne MAYHEW

1	14:39:40.749	1:12.666	22.201	27.297	23.168	79.985	88.767
2	14:40:50.013	1:09.264	20.139	26.029	23.096	105.681	91.303
3	14:41:59.386	1:09.373	20.057	26.445	22.871	104.529	89.716

Lap	Time of Day	Lap Tm	S1	S2	S3	SFSpd	S1Spd
4	14:43:09.144	1:09.758	19.901	26.307	23.550	105.848	87.722
5	14:44:20.076	1:10.932	21.206	26.264	23.462	102.298	84.306
6	14:45:29.563	1:09.487	19.920	26.151	23.416	103.084	91.928
7	14:46:38.533	1:08.970	20.159	25.945	22.866	104.692	87.153
8	14:47:47.579	1:09.046	19.695	26.352	22.999	103.882	89.002
9	14:48:57.748	1:10.169	19.992	26.993	23.184	103.882	88.068
10	14:50:07.713	1:09.965	19.920	26.525	23.520	100.161	86.927

(37) Liam CAMPBELL

1	14:39:44.200	1:14.925	22.372	27.864	24.689	81.839	90.320
2	14:40:55.768	1:11.568	20.931	26.658	23.979	102.611	93.205
3	14:42:07.805	1:12.037	20.707	26.608	24.722	105.184	93.595
4	14:43:19.036	1:11.231	20.479	26.723	24.029	104.204	92.308
5	14:44:29.732	1:10.696	20.421	26.120	24.155	102.142	92.562
6	14:45:40.397	1:10.665	20.171	26.384	24.110	105.184	88.649
7	14:46:50.808	1:10.411	20.595	25.997	23.819	102.768	92.435
8	14:48:00.915	1:10.107	20.613	26.150	23.344	102.454	93.857
9	14:49:12.599	1:11.684	21.349	26.644	23.691	98.688	92.054
10	14:50:23.847	1:11.248	20.560	26.194	24.494	97.824	91.802

(79) Ashley ROBSON

1	14:39:32.387	1:05.396	19.107	24.703	21.586	83.780	98.688
2	14:40:35.060	1:02.673	18.064	23.122	21.487	108.413	99.419
3	14:41:37.582	1:02.522	17.983	23.376	21.163	106.689	97.682
4	14:42:39.504	1:01.922	17.717	23.212	20.993	105.020	100.161
5	14:43:41.661	1:02.157	17.417	23.293	21.447	108.238	101.371
6	14:44:43.765	1:02.104	17.926	23.283	20.895	103.084	99.566
7	14:45:46.058	1:02.293	17.714	23.155	21.424	107.717	100.460
8	14:46:49.288	1:03.230	17.774	23.481	21.975	107.201	97.682
9	14:47:57.696	1:08.408	18.609	24.215	25.584	103.402	87.608

(71) Neil MASON

1	14:39:33.058	1:05.695	19.650	24.543	21.502	88.416	94.120
---	--------------	-----------------	--------	---------------	---------------	--------	---------------

Clerk of the Course :

Orbits

Sig : Time :

Chief Timekeeper : Ian Sharp (SMART Timing)

www.mylaps.com

Results available at www.mylaps.com and www.smart-timing.co.uk

Licensed to: SMART Timing

Printed: 03/08/2015 07:58:47

Page 2/2


KMSC Lightweights

Knockhill 1.267 miles

Race 8 - 1st Race

01/08/2015 14:15

Race (12 Laps) started at 14:38:19



Competitors	Laps												
	0	1	2	3	4	5	6	7	8	9	10	11	12
Adrian CLARK (33)	1	33	33	33	33	33	5	5	33	33	33	33	33
Jason BLACKLOCK (52)	2	52	52	5	5	5	33	33	5	5	5	5	5
Keith DICKIE (15)	3	15	15	15	15	15	52	52	52	52	52	52	52
Gillian McGAW (5)	4	5	5	52	52	52	15	15	15	15	15	15	15
Dan JAMES (12)	5	12	12	12	12	12	12	12	12	12	12	12	12
Kevin WATRET (66)	6	66	4	4	4	4	4	4	4	4	4	4	4
Stuart HAMILTON (39)	7	39	66	66	66	66	66	9	9	9	9	9	9
Alan GIBSON (4)	8	4	39	39	39	9	9	66	66	66	66	66	66
Alex REID (24)	9	24	24	9	9	39	39	39	39	39	39	39	39
Marc McEWAN (10)	10	10	9	24	24	24	24	25	25	25	25	25	25
Jim PURVIS (25)	11	25	10	10	10	25	25	24	24	24	24	24	24
Ashley ROBSON (79)	12	79	25	25	25	10	79	79	79	79	79	54	54
Michael CRITCHELL (17)	13	17	79	79	79	79	10	10	10	10	54	10	10
Gordon MURRAY (9)	14	9	71	54	54	54	54	54	54	54	10	17	17
Neil MASON (71)	15	71	17	17	17	17	17	17	17	17	17	118	118
Rod WALKER (118)	16	118	54	118	118	118	118	118	118	118	118	44	44
Lewis MURRAY (44)	17	44	118	44	44	44	44	44	44	44	44	44	11
Ryan GIBSON (54)	18	54	44	11	11	11	11	11	11	11	11	11	37
Lianne MAYHEW (11)	19	11	11	37	37	37	37	37	37	37	37	37	37
Liam CAMPBELL (37)	20	37	37										
-	21												
-	22												
-	23												
-	24												
-	25												

KMSC National Motorcycle Racing

KMSC Lightweights

Knockhill 1.267 miles

Race 14 - 2nd Race

02/08/2015 10:15

Race (10 Laps) started at 10:36:37

POLE POSITION

3
52 Jason BLACKLOCK

2
5 Gillian McGAW

1
33 Adrian CLARK

6
4 Alan GIBSON

5
12 Dan JAMES

4
15 Keith DICKIE

9
39 Stuart HAMILTON

8
66 Kevin WATRET

7
9 Gordon MURRAY

12
54 Ryan GIBSON

11
24 Alex REID

10
25 Jim PURVIS

15
118 Rod WALKER

14
17 Michael CRITCHELL

13
10 Marc McEWAN

18
37 Liam CAMPBELL

17
11 Lianne MAYHEW

16
44 Lewis MURRAY

21
21 Grant REID

20
71 Neil MASON

19
79 Ashley ROBSON

24
74 Christine WATSON

23
13 Andrew BARTON

22
77 Steven CRICHTON

27
88 Ryan FRAME

26
34 Charles MORRISON

25
31 Torquil PATERSON

1
2
3
4
5
6
7
8
9

Clerk of the Course :

Orbits

Sig : Time :

Chief Timekeeper : Ian Sharp (SMART Timing)

www.mylaps.com

Results available at www.mylaps.com and www.smart-timing.co.uk

Licensed to: SMART Timing

Printed: 03/08/2015 07:59:23

KMSC National Motorcycle Racing

Sorted on Laps

KMSC Superbikes & Shirlaws KMSC Clubman

Knockhill 1.267 miles

Race 9 - 1st Race

01/08/2015 14:30

Race (12 Laps) started at 15:44:54

Pos	No.	Name	Make/Model	CC	Class	Laps	Total Tm	Diff	Best Tm	In Lap	Best Speed
1	179	Andrew TASKER	Kawasaki	ZX10R	SB	12	11:38.265		56.988	3	80.036
2	94	Greg GILFILLAN	Kawasaki	ZX10R	SB	12	11:44.355	6.090	56.513	10	80.709
3	79	Bruce BIRNIE	BMW	S1000RR	SB	12	11:51.168	12.903	57.471	9	79.363
4	47	Alan BRYCE	BMW	1000RR	SB	12	11:53.798	15.533	57.930	12	78.735
5	72	Sean GILFILLAN	Kawasaki	ZX10R	SB	12	12:02.407	24.142	57.669	10	79.091
6	155	Scott SHAND	Honda	CBR 1000RR	SB	12	12:12.726	34.461	59.895	8	76.151
7	55	Donald MacFADYEN	BMW	S1000RR	SB	12	12:13.570	35.305	58.999	9	77.308
8	71	Gavin JONES	Honda	CBR1000RR	C	12	12:15.110	36.845	58.934	9	77.393
9	84	Darren ROSS	Kawasaki	ZX10R	SB	12	12:17.296	39.031	58.724	12	77.670
10	33	Graeme BODEL	BMW	S1000RR	C	12	12:17.748	39.483	58.792	12	77.580
11	11	Richard HUGHES	BMW	S1000RR	C	12	12:28.536	50.271	1:00.491	7	75.401
12	63	Kenny PATERSON	BMW	S1000RR	C	11	11:41.098	1 Lap	1:00.397	11	75.519
13	69	Rodney SCOTT	BMW	S1000RR	C	11	11:41.313	1 Lap	59.782	11	76.295
14	75	Charlie BUNYAN	Yamaha	R6 600	C	11	11:50.168	1 Lap	1:01.547	11	74.107
15	119	Kristopher DUNCAN	Kawasaki	ZX6R 600	C	11	12:07.883	1 Lap	1:03.280	10	72.078

Not classified

DNF	37	Steven PATERSON	Yamaha	R1	C	7	8:09.250	DNF	1:07.436	7	67.636
DNS	50	Tim HASTINGS	Kawasaki	ZX6R 600	SB			DNS		0	-
DNS	12	Neil BROWN	Honda	CBR1000	C			DNS		0	-
DNS	66	Derek BUTCHER	Kawasaki	ZX6R	C			DNS		0	-
DNS	5	Daniel MacLEAN	Honda	CBR600RR	C			DNS		0	-
DNS	54	Gordon DUNCAN	Ducati	Panigale 899	C			DNS		0	-
DNS	36	Graham PATTERSON	Kawasaki	ZX10R	C			DNS		0	-
DNS	34	John DEAN	Suzuki	GSXR 750	SB			DNS		0	-

Margin of Victory	Avg. Speed	Best Lap Tm	Best Speed	Best Lap by
6.090	78.384	56.513	80.709	94 - Greg GILFILLAN

Clerk of the Course :

Orbits

Sig : Time :

Chief Timekeeper : Ian Sharp (SMART Timing)

www.mylaps.com

Results available at www.mylaps.com and www.smart-timing.co.uk

Licensed to: SMART Timing

Printed: 03/08/2015 08:20:56

KMSC National Motorcycle Racing

KMSC Superbikes & Shirlaws KMSC Clubman

Knockhill 1.267 miles

Race 9 - 1st Race

01/08/2015 14:30

Race (12 Laps) started at 15:44:54

Lap	Time of Day	Lap Tm	S1	S2	S3	SFSpd	S1Spd
(179) Andrew TASKER							
1	15:45:59.862	1:00.445	17.210	23.301	19.934	92.435	124.044
2	15:46:57.872	58.010	16.133	22.318	19.559	135.571	127.339
3	15:47:54.860	56.988	15.768	21.918	19.302	137.516	126.857
4	15:48:51.994	57.134	15.730	22.129	19.275	138.081	127.824
5	15:49:49.184	57.190	15.969	21.867	19.354	136.954	126.142
6	15:50:46.529	57.345	15.855	21.882	19.608	136.121	125.905
7	15:51:43.857	57.328	15.856	22.135	19.337	137.516	126.618
8	15:52:41.306	57.449	16.044	22.023	19.382	137.234	125.905
9	15:53:39.129	57.823	16.100	22.243	19.480	135.845	125.201
10	15:54:36.584	57.455	15.984	22.192	19.279	135.845	126.618
11	15:55:34.849	58.265	15.842	22.900	19.523	136.954	127.098
12	15:56:32.476	57.627	15.769	22.018	19.840	137.516	126.618

Lap	Time of Day	Lap Tm	S1	S2	S3	SFSpd	S1Spd
(94) Greg GILFILLAN							
1	15:46:02.183	1:03.184	17.985	24.746	20.453	90.442	117.940
2	15:47:02.631	1:00.448	16.851	23.570	20.027	130.560	122.236
3	15:48:02.739	1:00.108	16.957	23.305	19.846	137.234	119.835
4	15:49:01.713	58.974	16.647	22.852	19.475	136.121	123.133
5	15:49:59.798	58.085	16.269	22.329	19.487	140.687	126.142
6	15:50:57.371	57.573	16.098	22.248	19.227	137.516	127.339
7	15:51:54.703	57.332	15.821	22.078	19.433	145.255	125.905
8	15:52:51.374	56.671	15.876	21.918	18.877	145.255	128.313
9	15:53:48.176	56.802	15.934	21.882	18.986	143.087	125.670
10	15:54:44.689	56.513	15.750	21.845	18.918	145.886	127.581
11	15:55:41.860	57.171	15.822	21.913	19.436	144.941	127.339
12	15:56:38.566	56.706	15.676	21.868	19.162	142.177	127.581

Lap	Time of Day	Lap Tm	S1	S2	S3	SFSpd	S1Spd
(79) Bruce BIRNIE							
1	15:45:59.977	1:00.595	17.142	23.746	19.707	93.076	122.908
2	15:46:58.464	58.487	16.377	22.860	19.250	138.081	126.857
3	15:47:57.039	58.575	16.148	22.574	19.853	133.947	125.201
4	15:48:56.181	59.142	16.209	22.995	19.938	138.939	124.044
5	15:49:55.039	58.858	16.365	22.950	19.543	136.398	123.133
6	15:50:53.845	58.806	16.254	22.891	19.661	138.081	123.587
7	15:51:53.536	59.691	16.322	23.510	19.859	138.939	123.815
8	15:52:51.322	57.786	16.147	22.437	19.202	139.517	126.142
9	15:53:48.793	57.471	16.127	22.335	19.009	140.982	122.236
10	15:54:46.453	57.660	15.876	22.358	19.426	141.877	125.435
11	15:55:45.162	58.709	16.384	22.802	19.523	136.398	120.915
12	15:56:45.379	1:00.217	16.344	23.188	20.685	136.121	125.905

Lap	Time of Day	Lap Tm	S1	S2	S3	SFSpd	S1Spd
(47) Alan BRYCE							
1	15:46:00.880	1:01.357	17.513	24.023	19.821	97.682	117.733
2	15:47:00.351	59.471	16.364	23.234	19.873	133.680	125.201
3	15:47:59.625	59.274	16.616	23.082	19.576	131.584	127.339
4	15:48:59.036	59.411	16.516	23.235	19.660	132.362	124.968
5	15:49:58.529	59.493	16.657	22.955	19.881	131.842	126.142
6	15:50:57.447	58.918	16.497	22.896	19.525	132.886	125.435
7	15:51:55.899	58.452	16.065	22.805	19.582	134.484	130.306
8	15:52:54.205	58.306	16.265	22.565	19.476	134.484	124.273
9	15:53:52.881	58.676	16.446	22.682	19.548	134.484	121.352
10	15:54:51.402	58.521	16.326	22.727	19.468	137.516	121.572
11	15:55:50.079	58.677	16.480	22.819	19.378	133.415	108.764
12	15:56:48.009	57.930	16.216	22.394	19.320	134.484	125.905

Lap	Time of Day	Lap Tm	S1	S2	S3	SFSpd	S1Spd
(72) Sean GILFILLAN							
1	15:46:03.474	1:03.957	18.266	25.294	20.397	92.181	120.915
2	15:47:04.629	1:01.155	17.204	23.930	20.021	133.150	123.133
3	15:48:05.462	1:00.833	16.964	23.795	20.074	138.081	120.915
4	15:49:06.155	1:00.693	17.019	23.765	19.909	140.687	120.915
5	15:50:06.814	1:00.659	16.892	23.840	19.927	134.484	123.133
6	15:51:06.614	59.800	16.819	23.222	19.759	138.081	120.265
7	15:52:05.722	59.108	16.430	23.175	19.503	139.227	124.504
8	15:53:04.099	58.377	16.225	22.686	19.466	139.517	124.968
9	15:54:01.838	57.739	16.100	22.457	19.182	140.982	125.435
10	15:54:59.507	57.669	16.088	22.395	19.186	140.982	126.857
11	15:55:57.781	58.274	15.966	22.639	19.669	145.886	125.435
12	15:56:56.618	58.837	16.354	23.046	19.437	144.317	120.697

Lap	Time of Day	Lap Tm	S1	S2	S3	SFSpd	S1Spd
(155) Scott SHAND							
1	15:46:02.747	1:03.048	17.551	25.058	20.439	90.320	112.976
2	15:47:03.672	1:00.925	16.930	24.106	19.889	123.133	120.915

Lap	Time of Day	Lap Tm	S1	S2	S3	SFSpd	S1Spd
3	15:48:04.793	1:01.121	17.143	24.156	19.822	125.670	122.014
4	15:49:05.186	1:00.393	17.095	23.720	19.578	124.273	121.352
5	15:50:05.249	1:00.063	16.977	23.451	19.635	125.435	118.775
6	15:51:05.649	1:00.400	16.786	23.420	20.194	129.053	118.147
7	15:52:05.603	59.954	16.730	23.562	19.662	126.380	119.409
8	15:53:05.498	59.895	16.784	23.405	19.706	128.805	121.792
9	15:54:05.883	1:00.385	16.864	24.002	19.519	126.380	120.697
10	15:55:06.411	1:00.528	16.873	23.693	19.962	125.670	115.703
11	15:56:06.886	1:00.475	16.914	23.873	19.688	122.236	116.912
12	15:57:06.937	1:00.051	16.564	23.647	19.840	128.313	117.321

Lap	Time of Day	Lap Tm	S1	S2	S3	SFSpd	S1Spd
(55) Donald MacFADYEN							
1	15:46:05.048	1:05.348	18.661	25.489	21.198	91.802	115.703
2	15:47:07.872	1:02.824	17.678	24.622	20.524	125.201	118.775
3	15:48:09.841	1:01.969	17.251	24.332	20.386	130.814	124.735
4	15:49:10.947	1:01.106	17.057	24.012	20.037	131.070	124.968
5	15:50:11.978	1:01.031	16.967	24.021	20.043	133.415	124.735
6	15:51:12.974	1:00.996	16.986	24.152	19.858	133.947	124.735
7	15:52:12.487	59.513	16.623	23.334	19.556	138.939	127.581
8	15:53:11.599	59.112	16.381	23.215	19.516	135.571	127.581
9	15:54:10.598	58.999	16.242	22.851	19.906	135.571	128.559
10	15:55:09.625	59.027	16.517	23.184	19.326	136.398	125.905
11	15:56:08.732	59.107	16.476	22.925	19.706	136.398	122.683
12	15:57:07.781	59.049	16.446	23.147	19.456	135.298	126.380

Lap	Time of Day	Lap Tm	S1	S2	S3	SFSpd	S1Spd
(71) Gavin JONES							
1	15:46:05.952	1:06.042	18.846	25.702	21.494	95.053	116.912
2	15:47:08.803	1:02.851	17.213	24.681	20.957	137.234	117.940
3	15:48:11.210	1:02.407	17.062	24.678	20.667	137.798	117.116
4	15:49:12.224	1:01.014	16.599	23.953	20.462	137.516	122.683
5	15:50:12.761	1:00.537	16.405	23.955	20.177	140.982	120.049
6	15:51:13.586	1:00.825	16.451	24.359	20.015	140.392	117.940
7	15:52:13.219	59.633	16.303	23.460	19.870	140.687	119.835
8	15:53:12.567	59.348	16.305	23.216	19.827	140.099	118.565
9	15:54:11.501	58.934	16.038	22.845	20.051	139.227	124.504
10	15:55:10.527	59.026	16.233	22.997	19.796	137.798	121.572
11	15:56:09.899	59.372	16.178	23.433	19.761	138.939	119.196
12	15:57:09.321	59.422	16.127	23.361	19.		

KMSC National Motorcycle Racing

KMSC Superbikes & Shirlaws KMSC Clubman

Knockhill 1.267 miles

Race 9 - 1st Race

01/08/2015 14:30

Race (12 Laps) started at 15:44:54

Lap	Time of Day	Lap Tm	S1	S2	S3	SFSpd	S1Spd	Lap	Time of Day	Lap Tm	S1	S2	S3	SFSpd	S1Spd
7	15:52:17.398	1:00.491	16.751	23.924	19.816	127.339	118.985								
8	15:53:18.509	1:01.111	16.961	24.007	20.143	124.735	115.305								
9	15:54:19.647	1:01.138	17.207	23.690	20.241	123.815	118.985								
10	15:55:20.438	1:00.791	17.065	23.883	19.843	125.201	117.733								
11	15:56:21.324	1:00.886	17.010	23.863	20.013	125.905	117.733								
12	15:57:22.747	1:01.423	17.146	24.333	19.944	123.133	114.910								

(63) Kenny PATERSON

1	15:46:10.393	1:09.354	19.643	27.602	22.109	87.722	104.529
2	15:47:17.412	1:07.019	18.588	26.493	21.938	112.786	110.012
3	15:48:20.976	1:03.564	17.915	24.920	20.729	125.435	116.912
4	15:49:23.463	1:02.487	17.757	24.447	20.283	126.380	116.912
5	15:50:26.725	1:03.262	17.310	25.508	20.444	124.735	114.910
6	15:51:29.043	1:02.318	17.401	24.533	20.384	123.815	117.526
7	15:52:31.482	1:02.439	17.412	24.514	20.513	122.014	115.107
8	15:53:33.445	1:01.963	17.245	24.391	20.327	128.068	115.903
9	15:54:34.422	1:00.977	17.104	23.936	19.937	125.435	120.049
10	15:55:34.912	1:00.490	16.779	23.871	19.840	132.362	118.565
11	15:56:35.309	1:00.397	16.730	23.858	19.809	128.313	117.733

(69) Rodney SCOTT

1	15:46:13.385	1:11.982	20.598	28.861	22.523	87.266	100.011
2	15:47:19.400	1:06.015	18.941	25.915	21.159	112.408	110.012
3	15:48:23.984	1:04.584	18.076	25.455	21.053	123.133	115.305
4	15:49:27.634	1:03.650	17.985	25.098	20.567	116.709	116.103
5	15:50:30.344	1:02.710	17.682	24.923	20.105	124.968	113.549
6	15:51:31.912	1:01.568	17.455	24.405	19.708	131.070	118.356
7	15:52:33.706	1:01.794	16.992	24.296	20.506	127.824	117.321
8	15:53:34.950	1:01.244	17.486	23.860	19.898	126.142	121.792
9	15:54:34.930	59.980	16.658	23.715	19.607	133.680	121.352
10	15:55:35.742	1:00.812	16.600	24.376	19.836	130.053	113.549
11	15:56:35.524	59.782	16.460	23.756	19.566	127.581	121.572

(75) Charlie BUNYAN

1	15:46:09.608	1:08.330	18.840	26.957	22.533	97.824	108.588
2	15:47:15.259	1:05.651	18.144	26.195	21.312	119.835	111.105
3	15:48:19.877	1:04.618	17.505	25.797	21.316	120.915	113.935
4	15:49:23.059	1:03.182	17.764	24.565	20.853	125.201	114.910
5	15:50:26.833	1:03.774	17.466	25.374	20.934	125.670	112.976
6	15:51:31.022	1:04.189	17.929	25.249	21.011	118.565	113.935
7	15:52:33.818	1:02.796	17.322	24.404	21.070	122.908	114.129
8	15:53:37.194	1:03.376	17.951	24.667	20.758	120.697	117.321
9	15:54:39.641	1:02.447	17.203	24.601	20.643	124.735	112.220
10	15:55:42.832	1:03.191	17.591	24.705	20.895	129.302	112.597
11	15:56:44.379	1:01.547	16.875	24.067	20.605	125.201	115.903

(119) Kristopher DUNCAN

1	15:46:09.546	1:09.312	19.331	27.150	22.831	87.040	105.020
2	15:47:17.429	1:07.883	19.066	26.520	22.297	112.597	108.588
3	15:48:23.817	1:06.388	18.450	26.061	21.877	122.683	110.739
4	15:49:30.200	1:06.383	18.292	26.356	21.735	122.908	110.739
5	15:50:35.464	1:05.264	18.284	25.410	21.570	122.683	112.597
6	15:51:40.342	1:04.878	18.092	25.304	21.482	124.504	113.549
7	15:52:45.502	1:05.160	17.855	25.305	22.000	122.908	116.103
8	15:53:51.492	1:05.990	18.120	25.189	22.681	120.697	109.653
9	15:54:55.191	1:03.699	17.989	24.793	20.917	124.044	107.717
10	15:55:58.471	1:03.280	17.600	24.481	21.199	130.306	113.935
11	15:57:02.094	1:03.623	17.530	24.867	21.226	127.339	114.714

(37) Steven PATERSON

1	15:46:15.234	1:13.701	20.275	28.823	24.603	95.188	104.692
2	15:47:24.057	1:08.823	19.261	27.573	21.989	120.265	107.201
3	15:48:31.786	1:07.729	18.740	26.872	22.117	122.459	106.520
4	15:49:39.506	1:07.720	18.540	27.081	22.099	119.621	111.290
5	15:50:47.818	1:08.312	18.615	27.301	22.396	118.147	108.941
6	15:51:56.025	1:08.207	18.575	27.117	22.515	118.775	110.556
7	15:53:03.461	1:07.436	18.509	26.687	22.240	118.356	111.846

Clerk of the Course :

Orbits

Sig : Time :

Chief Timekeeper : Ian Sharp (SMART Timing)

Results available at www.mylaps.com and www.smart-timing.co.uk

www.mylaps.com

Licensed to: SMART Timing


KMSC Superbikes & Shirlaws KMSC Clubman

Knockhill 1.267 miles

Race 9 - 1st Race

01/08/2015 14:30

Race (12 Laps) started at 15:44:54



Competitors	Laps												
	0	1	2	3	4	5	6	7	8	9	10	11	12
Greg GILFILLAN (94)	1	94	179	179	179	179	179	179	179	179	179	179	179
Bruce BIRNIE (79)	2	79	79	79	79	79	79	79	79	94	94	94	94
Andrew TASKER (179)	3	179	47	47	47	47	94	94	94	79	79	79	79
Sean GILFILLAN (72)	4	72	94	94	94	94	47	47	47	47	47	47	47
Alan BRYCE (47)	5	47	155	155	155	155	155	155	72	72	72	72	72
Scott SHAND (155)	6	155	72	72	72	72	72	72	155	155	155	155	155
Donald MacFADYEN (55)	7	55	55	55	55	55	55	55	55	55	55	55	55
Gavin JONES (71)	8	71	71	71	71	71	71	71	71	71	71	71	71
Kristopher DUNCAN (119)	9	119	33	33	33	33	33	33	33	84	84	84	84
Kenny PATERSON (63)	10	63	11	11	11	11	84	84	84	33	33	33	33
Graeme BODEL (33)	11	33	119	84	84	84	84	11	11	11	11	11	11
Charlie BUNYAN (75)	12	75	75	75	75	75	63	63	63	63	63	63	63
Rodney SCOTT (69)	13	69	84	63	63	63	75	75	69	69	69	69	69
Steven PATERSON (37)	14	37	63	119	119	69	69	69	75	75	75	75	75
Richard HUGHES (11)	15	11	69	69	69	119	119	119	119	119	119	119	119
Darren ROSS (84)	16	84	37	37	37	37	37	37					
-	17												
-	18												
-	19												
-	20												
-	21												
-	22												
-	23												

Clerk of the Course :

Orbits

Sig : Time :

Chief Timekeeper : Ian Sharp (SMART Timing)

Results available at www.mylaps.com and www.smart-timing.co.uk

www.mylaps.com

Licensed to: SMART Timing

KMSC National Motorcycle Racing

KMSC Superbikes & Shirlaws KMSC Clubman

Knockhill 1.267 miles

Race 15 - 2nd Race

02/08/2015 10:30

Race (10 Laps) started at 10:52:25

POLE POSITION

3 79 Bruce BIRNIE	2 94 Greg GILFILLAN	1 179 Andrew TASKER	1
6 155 Scott SHAND	5 72 Sean GILFILLAN	4 47 Alan BRYCE	2
9 84 Darren ROSS	8 71 Gavin JONES	7 55 Donald MacFADYEN	3
12 63 Kenny PATERSON	11 11 Richard HUGHES	10 33 Graeme BODEL	4
15 119 Kristopher DUNCAN	14 75 Charlie BUNYAN	13 69 Rodney SCOTT	5
18 12 Neil BROWN	17 50 Tim HASTINGS	16 37 Steven PATERSON	6
21 54 Gordon DUNCAN	20 5 Daniel MacLEAN	19 66 Derek BUTCHER	7
	23 34 John DEAN	22 36 Graham PATTERSON	8

Clerk of the Course :

Orbits

Sig : Time :

Chief Timekeeper : Ian Sharp (SMART Timing)

Results available at www.mylaps.com and www.smart-timing.co.uk

www.mylaps.com

Licensed to: SMART Timing

Printed: 03/08/2015 08:02:02

KMSC National Motorcycle Racing**Sorted on Laps**

KMSC 125's

Knockhill 1.267 miles

Race 10 - 2nd Race

01/08/2015 14:45

Race (10 Laps) started at 15:24:54

Pos	No.	Name	Make/Model	CC	Class	Laps	Total Tm	Diff	Best Tm	In Lap	Best Speed
1	11	Lewis PATERSON	Aprilia	RS125	F125	10	12:15.350		1:10.974	4	64.264
2	21	Marc GIBSON	Aprilia	RS125	F125	10	12:39.985	24.635	1:13.532	9	62.029
3	9	Rishon HICKEY	Aprilia	125	F125	10	12:58.044	42.694	1:14.750	7	61.018
4	47	Joel BAVIDGE	Aprilia	RS125	F125	10	13:22.897	1:07.547	1:17.074	2	59.178
5	7	Josh HODGE	Metrakit	70	F125	10	13:34.951	1:19.601	1:19.426	9	57.426

Not classified

DNF	27	James McLAREN	Aprilia	RS125	F125	4	4:55.446	DNF	1:10.813	4	64.410
DNF	88	Lewis NICOL	Aprilia	RS125	F125	2	2:45.587	DNF	1:18.459	2	58.133
DNS	23	Oliver WALTERS	Aprilia	RS125	F125			DNS		0	-
DNS	15	Finlay MILNE	Aprilia	125	F125			DNS		0	-

Margin of Victory	Avg. Speed	Best Lap Tm	Best Speed	Best Lap by
24.635	62.026	1:10.813	64.410	27 - James McLAREN

Clerk of the Course :

Orbits

Sig : Time :

Chief Timekeeper : Ian Sharp (SMART Timing)

www.mylaps.com

Results available at www.mylaps.com and www.smart-timing.co.uk

Licensed to: SMART Timing

Printed: 03/08/2015 07:39:57

KMSC National Motorcycle Racing

KMSC 125's

Knockhill 1.267 miles

Race 10 - 2nd Race

01/08/2015 14:45

Race (10 Laps) started at 15:24:54

Lap	Time of Day	Lap Tm	S1	S2	S3	SFSpd	S1Spd	Lap	Time of Day	Lap Tm	S1	S2	S3	SFSpd	S1Spd
(11) Lewis PATERSON															
1	15:26:15.309	1:13.069	21.388	26.762	24.919	69.398	84.732								
2	15:27:27.302	1:11.993	20.312	26.932	24.749	90.320	84.732								
3	15:28:39.107	1:11.805	20.569	26.727	24.509	89.716	85.162								
4	15:29:50.081	1:10.974	20.192	26.359	24.423	90.564	85.815								
5	15:31:01.169	1:11.088	20.188	26.485	24.415	90.198	85.162								
6	15:32:13.511	1:12.342	20.151	27.050	25.141	90.809	85.054								
7	15:33:26.696	1:13.185	20.377	27.513	25.295	90.320	84.732								
8	15:34:40.305	1:13.609	20.505	27.793	25.311	90.809	83.885								
9	15:35:54.272	1:13.967	20.630	27.737	25.600	91.055	84.095								
10	15:37:10.250	1:15.978	20.911	28.208	26.859	90.809	83.363								
(21) Marc GIBSON															
1	15:26:22.960	1:20.043	23.910	28.790	27.343	64.776	77.671								
2	15:27:40.828	1:17.868	22.630	28.745	26.493	82.951	81.343								
3	15:28:55.260	1:14.432	21.662	27.305	25.465	86.035	81.739								
4	15:30:11.571	1:16.311	22.171	27.887	26.253	82.240	78.950								
5	15:31:26.325	1:14.754	21.585	27.807	25.362	83.571	80.950								
6	15:32:40.095	1:13.770	20.906	27.721	25.143	84.306	81.938								
7	15:33:53.781	1:13.686	21.620	27.243	24.823	84.839	79.890								
8	15:35:07.368	1:13.587	21.019	27.387	25.181	85.054	79.985								
9	15:36:20.900	1:13.532	21.221	27.438	24.873	84.946	78.765								
10	15:37:34.885	1:13.985	21.737	27.502	24.746	85.815	79.136								
(9) Rishon HICKEY															
1	15:26:21.543	1:19.675	22.974	29.996	26.705	63.790	82.951								
2	15:27:40.383	1:18.840	21.841	30.292	26.707	88.532	80.561								
3	15:28:57.114	1:16.731	21.729	28.863	26.139	86.257	81.244								
4	15:30:12.044	1:14.930	20.947	28.585	25.398	86.146	83.157								
5	15:31:31.654	1:19.610	20.808	32.701	26.101	88.299	82.240								
6	15:32:47.047	1:15.393	20.963	28.960	25.470	83.780									
7	15:34:01.797	1:14.750	20.885	28.514	25.351	90.077	81.146								
8	15:35:17.416	1:15.619	20.884	29.083	25.652	91.802									
9	15:36:35.356	1:17.940	23.324	29.141	25.475	89.120	78.672								
10	15:37:52.944	1:17.588	22.061	29.476	26.051	89.836									
(47) Joel BAVIDGE															
1	15:26:25.274	1:22.423	24.208	30.443	27.772	62.252	76.870								
2	15:27:42.348	1:17.074	21.748	28.827	26.499	80.465	78.488								
3	15:29:02.242	1:19.894	22.467	29.833	27.594	81.048	78.214								
4	15:30:22.845	1:20.603	22.949	30.221	27.433	78.580	76.694								
5	15:31:43.571	1:20.726	22.746	30.441	27.539	79.890	76.432								
6	15:33:04.052	1:20.481	22.575	30.499	27.407	80.176	76.958								
7	15:34:23.191	1:19.139	22.738	29.237	27.164	80.755	74.399								
8	15:35:41.035	1:17.844	22.006	28.798	27.040	81.146	77.135								
9	15:36:58.664	1:17.629	22.114	28.989	26.526	81.441	76.694								
10	15:38:17.797	1:19.133	21.773	29.678	27.682	81.839	76.607								
(7) Josh HODGE															
1	15:26:25.202	1:23.487	24.592	30.586	28.309	60.294	75.657								
2	15:27:46.523	1:21.321	23.048	29.983	28.290	77.224	74.647								
3	15:29:06.881	1:20.358	23.384	28.960	28.014	75.828	74.399								
4	15:30:27.044	1:20.163	23.223	29.210	27.730	74.564	73.502								
5	15:31:47.819	1:20.775	22.893	29.615	28.267	76.259	73.583								
6	15:33:08.618	1:20.799	23.165	29.603	28.031	76.345	74.152								
7	15:34:29.477	1:20.859	23.136	29.712	28.011	76.958	74.399								
8	15:35:50.116	1:20.639	23.365	29.552	27.722	75.572	74.316								
9	15:37:09.542	1:19.426	23.106	29.215	27.105	77.224	73.989								
10	15:38:29.851	1:20.309	22.586	29.750	27.973	77.224	73.502								
(27) James McLAREN															
1	15:26:16.194	1:14.531	21.998			64.279	81.938								
2	15:27:27.862	1:11.668	20.392	27.061	24.215	87.040	84.095								
3	15:28:39.533	1:11.671	20.689	26.433	24.549	88.068									
4	15:29:50.346	1:10.813	20.271	26.282	24.260	87.952	83.054								
(88) Lewis NICOL															
1	15:26:22.028	1:19.258	23.549	28.729	26.980	66.116	84.200								
2	15:27:40.487	1:18.459	22.707	29.405	26.347	87.722	83.054								

Clerk of the Course :

Orbits

Sig : Time :

Chief Timekeeper : Ian Sharp (SMART Timing)

www.mylaps.com

Results available at www.mylaps.com and www.smart-timing.co.uk

Licensed to: SMART Timing

Printed: 03/08/2015 07:40:11


KMSC 125's

Knockhill 1.267 miles

Race 10 - 2nd Race

01/08/2015 14:45

Race (10 Laps) started at 15:24:54



Competitors	Laps											
	0	1	2	3	4	5	6	7	8	9	10	
James McLAREN (27)	1	27	11	11	11	11	11	11	11	11	11	11
Josh HODGE (7)	2	7	27	27	27	27	21	21	21	21	21	21
Rishon HICKEY (9)	3	9	9	9	21	21	9	9	9	9	9	9
Lewis PATERSON (11)	4	11	88	88	9	9	47	47	47	47	47	47
Lewis NICOL (88)	5	88	21	21	47	47	7	7	7	7	7	7
Joel BAVIDGE (47)	6	47	7	47	7	7						
Marc GIBSON (21)	7	21	47	7								
-	8											
-	9											

KMSC National Motorcycle Racing

KMSC 125's

Knockhill 1.267 miles

Race 16 - 3rd Race

02/08/2015 10:45

Race (10 Laps) started at 11:10:23

POLE POSITION

3
9 Rishon HICKEY

2
21 Marc GIBSON

1
11 Lewis PATERSON

6
27 James McLAREN

5
7 Josh HODGE

4
47 Joel BAVIDGE

9
15 Finlay MILNE

8
23 Oliver WALTERS

7
88 Lewis NICOL

1
2
3

Clerk of the Course :

Orbits

Sig : Time :

Chief Timekeeper : Ian Sharp (SMART Timing)

Results available at www.mylaps.com and www.smart-timing.co.uk

www.mylaps.com

Licensed to: SMART Timing

Printed: 03/08/2015 07:40:53

KMSC National Motorcycle Racing**Sorted on Laps**

Novice Open

Knockhill 1.267 miles

Race 11 - First Race - Restart

01/08/2015 15:10

Race (5 Laps) started at 16:18:05

Pos	No.	Name	Make/Model	CC	Class	Laps	Total Tm	Diff	Best Tm	In Lap	Best Speed
1	69	Rodney SCOTT	BMW	S1000RR	C	5	5:02.775		58.982	4	77.330
2	75	Charlie BUNYAN	Yamaha R6	600	C	5	5:04.053	1.278	58.734	3	77.657
3	93	Kyle DUNCAN	Kawasaki	ZX6R 600	S6	5	5:07.436	4.661	59.823	4	76.243
4	27	Andrew DONALD	Yamaha	R6 600	S6	5	5:17.231	14.456	1:01.431	3	74.247
5	58	Barry STEWART	Yamaha	R6 600	PI6	5	5:51.134	48.359	1:05.544	3	69.588
6	36	Graham PATTERSON	Kawasaki	ZX10R	C	5	5:54.817	52.042	1:06.359	3	68.734
7	50	Barry GARRETT	Suzuki	GSXR	S6	5	6:03.639	1:00.864	1:10.857	3	64.370
8	199	Ross WATTS	Yamaha	R6 600	PI6	4	5:06.762	1 Lap		0	-
Not classified											
DNS	37	Steven PATERSON	Yamaha	R1	C			DNS		0	-

Margin of Victory	Avg. Speed	Best Lap Tm	Best Speed	Best Lap by
1.278	75.321	58.734	77.657	75 - Charlie BUNYAN

Clerk of the Course :

Orbits

Sig : Time :

Chief Timekeeper : Ian Sharp (SMART Timing)

www.mylaps.com

Results available at www.mylaps.com and www.smart-timing.co.uk

Licensed to: SMART Timing

Printed: 03/08/2015 08:06:24

KMSC National Motorcycle Racing

Novice Open

Knockhill 1.267 miles

Race 11 - First Race - Restart

01/08/2015 15:10

Race (5 Laps) started at 16:18:05

Lap	Time of Day	Lap Tm	S1	S2	S3	SFSpd	S1Spd	Lap	Time of Day	Lap Tm	S1	S2	S3	SFSpd	S1Spd
(69) Rodney SCOTT															
1	16:19:11.553	1:00.352	17.370	23.586	19.396	91.055	116.506								
2	16:20:10.999	59.446	16.382	22.999	20.065	135.845	123.815								
3	16:21:10.132	59.133	16.303	23.336	19.494	136.675	125.905								
4	16:22:09.114	58.982	16.494	22.822	19.666	135.571	123.133								
5	16:23:08.314	59.200	16.215	23.064	19.921	136.954	123.360								
(75) Charlie BUNYAN															
1	16:19:12.473	1:01.023	17.733	23.217	20.073	91.552	117.940								
2	16:20:12.180	59.707	16.586	23.128	19.993	130.814	117.116								
3	16:21:10.914	58.734	16.334	22.523	19.877	132.362	120.265								
4	16:22:10.161	59.247	16.245	22.630	20.372	133.415	120.480								
5	16:23:09.592	59.431	16.421	22.576	20.434	131.842	119.621								
(93) Kyle DUNCAN															
1	16:19:12.041	1:01.057	17.397	23.162	20.498	89.836	114.129								
2	16:20:12.277	1:00.236	16.761	23.174	20.301	129.802	113.549								
3	16:21:13.303	1:01.026	16.952	23.246	20.828	128.805	113.935								
4	16:22:13.126	59.823	16.865	22.722	20.236	128.068	112.786								
5	16:23:12.975	59.849	16.742	22.651	20.456	129.053	114.323								
(27) Andrew DONALD															
1	16:19:15.314	1:03.924	18.443	24.809	20.672	82.951	112.220								
2	16:20:17.265	1:01.951	17.382	23.937	20.632	128.805	112.597								
3	16:21:18.696	1:01.431	17.156	24.080	20.195	127.581	115.305								
4	16:22:20.209	1:01.513	17.168	23.986	20.359	124.044	116.304								
5	16:23:22.770	1:02.561	17.227	24.596	20.738	127.824	112.786								
(58) Barry STEWART															
1	16:19:24.204	1:11.851	19.620	27.748	24.483	85.054	101.987								
2	16:20:33.864	1:09.660	18.575	28.290	22.795	117.321	98.979								
3	16:21:39.408	1:05.544	17.822	25.784	21.938	121.792	111.105								
4	16:22:45.451	1:06.043	17.689	25.950	22.404	122.459	111.846								
5	16:23:56.673	1:11.222	17.520	30.482	23.220	122.459	107.890								
(36) Graham PATTERSON															
1	16:19:24.255	1:11.257	20.044	28.829	22.384	83.157	87.608								
2	16:20:34.895	1:10.640	18.857	28.745	23.038	113.935	98.688								
3	16:21:41.254	1:06.359	17.772	26.309	22.278	123.133	112.033								
4	16:22:49.034	1:07.780	17.816	26.790	23.174	123.587	94.785								
5	16:24:00.356	1:11.322	17.737	29.047	24.538	128.559	104.366								
(50) Barry GARRETT															
1	16:19:23.056	1:11.667	20.141	27.820	23.706	93.465	97.967								
2	16:20:34.953	1:11.897	19.641	28.627	23.629	117.940	100.914								
3	16:21:45.810	1:10.857	19.225	27.664	23.968	117.116	110.374								
4	16:22:58.056	1:12.246	19.675	28.595	23.976	117.116	101.987								
5	16:24:09.178	1:11.122	19.110	28.604	23.408	116.304	104.856								

Clerk of the Course :

Orbits

Sig : Time :

Chief Timekeeper : Ian Sharp (SMART Timing)

Results available at www.mylaps.com and www.smart-timing.co.uk

www.mylaps.com

Licensed to: SMART Timing

Printed: 03/08/2015 08:06:38


Novice Open

Knockhill 1.267 miles

Race 11 - First Race - Restart

01/08/2015 15:10

Race (5 Laps) started at 16:18:05



Competitors	Laps						
	0	1	2	3	4	5	
Kyle DUNCAN (93)	1	93	69	69	69	69	69
Rodney SCOTT (69)	2	69	93	75	75	75	75
Barry GARRETT (50)	3	50	75	93	93	93	93
Andrew DONALD (27)	4	27	27	27	27	27	27
Charlie BUNYAN (75)	5	75	50	58	58	58	58
Barry STEWART (58)	6	58	58	36	36	36	36
Graham PATTERSON (36)	7	36	36	50	50	50	50
Ross WATTS (199)	8	199					
-	9						

KMSC National Motorcycle Racing**Sorted on best lap time**

Scottish Championship Superstock 600

Knockhill 1.267 miles

Warm Up 2

02/08/2015 08:30

Practice (10:00 Time) started at 8:50:02

Pos	No.	Name	Make/Model	CC	Class	Laps	Best Tm	Diff	Best Speed	2nd Best
1	8	Lewis ROLLO	Kawasaki	ZXR 600	S6	9	53.333		85.521	53.477
2	45	Ewan GRAY	Kawasaki	ZX6R 600	S6	9	54.836	1.503	83.177	54.922
3	99	Callum GRIGOR	Kawasaki	ZX6R 600	S6	3	55.723	2.390	81.853	56.367
4	32	Matthew KERR	Yamaha	R6 600	S6	7	56.022	2.689	81.416	56.427
5	5	Daniel MacLEAN	Honda	CBR600RR	S6	8	56.105	2.772	81.296	56.238
6	28	Paul BOWERBANK	Kawasaki	ZX6R 600	S6	7	56.432	3.099	80.825	56.509
7	93	Kyle DUNCAN	Kawasaki	ZX6R 600	S6	8	56.711	3.378	80.427	57.042
8	7	Jodie CHALK	Triumph	675	S6	4	58.044	4.711	78.580	58.075
9	27	Andrew DONALD	Yamaha	R6 600	S6	8	58.789	5.456	77.584	58.900
10	63	Chris EASTWOOD	Suzuki	GSXR600	S6	8	59.033	5.700	77.263	59.418
11	50	Barry GARRETT	Suzuki	GSXR	S6	8	59.070	5.737	77.215	59.619

Clerk of the Course :

Orbits

Sig : Time :

Chief Timekeeper : Ian Sharp (SMART Timing)

Results available at www.mylaps.com and www.smart-timing.co.ukwww.mylaps.com

Licensed to: SMART Timing

Printed: 03/08/2015 08:29:40

KMSC National Motorcycle Racing

Scottish Championship Superstock 600

Knockhill 1.267 miles

Warm Up 2

02/08/2015 08:30

Practice (10:00 Time) started at 8:50:02

Lap	Time of Day	Lap Tm	S1	S2	S3	SFSpd	S1Spd
(8) Lewis ROLLO							
1	8:51:01.584	57.689	17.484	21.486	18.719	63.973	121.572
2	8:51:55.854	54.270	15.356	20.617	18.297	140.392	122.459
3	8:52:49.816	53.962	15.383	20.489	18.090	141.577	123.360
4	8:53:43.293	53.477	15.208	20.354	17.915	139.808	122.459
5	8:54:36.829	53.536	15.190	20.390	17.956	142.479	124.273
6	8:55:30.162	53.333	15.241	20.150	17.942	142.479	122.908
7	8:56:23.803	53.641	15.106	20.649	17.886	143.699	124.273
8	8:57:17.830	54.027	15.334	20.302	18.391	143.087	123.815
9	8:58:11.540	53.710	15.516	20.346	17.848	140.099	124.044

Lap	Time of Day	Lap Tm	S1	S2	S3	SFSpd	S1Spd
(45) Ewan GRAY							
1	8:51:13.170	1:04.281	19.971			50.609	109.832
2	8:52:11.624	58.454	16.681	22.611	19.162	131.070	118.147
3	8:53:08.575	56.951	15.796			137.516	119.835
4	8:54:05.637	57.062	15.552	22.269	19.241	136.121	115.903
5	8:55:00.701	55.064	15.438			138.939	119.409
6	8:55:55.623	54.922	15.479	20.843	18.600	137.798	118.147
7	8:56:51.772	56.149	15.585	21.693	18.871	139.808	120.480
8	8:57:47.285	55.513	15.662			136.675	116.709
9	8:58:42.121	54.836	15.591			138.081	119.621

Lap	Time of Day	Lap Tm	S1	S2	S3	SFSpd	S1Spd
(99) Callum GRIGOR							
1	8:51:12.453	1:02.158	18.767			51.345	107.717
2	8:52:08.820	56.367	15.532	21.707	19.128	137.516	120.915
3	8:53:04.543	55.723	16.088	21.410	18.225	139.517	119.621

Lap	Time of Day	Lap Tm	S1	S2	S3	SFSpd	S1Spd
(32) Matthew KERR							
1	8:51:13.636	1:06.156	21.278	24.941	19.937	50.916	109.474
2	8:52:13.007	59.371	16.845	22.960	19.566	134.484	118.985
3	8:53:10.635	57.628	16.540	22.208	18.880	142.782	120.265
4	8:54:07.476	56.841	15.802			141.577	119.835
5	8:55:04.679	57.203	16.199	21.871	19.133	142.177	119.835
6	8:56:01.106	56.427	15.969			139.808	120.265
7	8:56:57.128	56.022	15.910			141.577	120.915

Lap	Time of Day	Lap Tm	S1	S2	S3	SFSpd	S1Spd
(5) Daniel MacLEAN							
1	8:51:09.699	1:02.942	19.699	23.508	19.735	51.110	113.357
2	8:52:08.633	58.934	16.545	22.845	19.544	131.070	117.321
3	8:53:05.656	57.023	16.107	22.027	18.889	133.947	117.940
4	8:54:01.761	56.105	15.884	21.447	18.774	135.298	118.565
5	8:54:58.129	56.368	15.924	21.373	19.071	134.754	118.565
6	8:55:54.798	56.669	16.019	21.498	19.152	133.947	118.147
7	8:56:51.656	56.858	16.156	21.747	18.955	134.484	117.940
8	8:57:47.894	56.238	15.996			135.025	117.526

Lap	Time of Day	Lap Tm	S1	S2	S3	SFSpd	S1Spd
(28) Paul BOWERBANK							
1	8:51:12.847	1:04.322	20.116	23.484	20.722	50.193	114.910
2	8:52:11.291	58.444	16.820	22.512	19.112	131.842	120.915
3	8:53:10.053	58.762	16.071	23.523	19.168	139.808	121.572
4	8:54:07.085	57.032	15.892	21.921	19.219	140.687	123.133
5	8:55:03.594	56.509	15.786	21.774	18.949	141.279	124.968
6	8:56:00.604	57.010	15.915	22.154	18.941	133.947	124.504
7	8:56:57.036	56.432	16.000	21.588	18.844	139.808	123.360

Lap	Time of Day	Lap Tm	S1	S2	S3	SFSpd	S1Spd
(93) Kyle DUNCAN							
1	8:51:08.958	1:04.063	19.106			61.567	113.357
2	8:52:08.500	59.542	16.772			135.571	114.714
3	8:53:07.182	58.682	17.028			136.398	115.107
4	8:54:05.292	58.110	16.392			135.845	115.903
5	8:55:03.121	57.829	16.452			136.398	113.357
6	8:56:00.163	57.042	16.044	21.927	19.071	137.234	115.305
7	8:56:56.874	56.711	15.950			136.675	116.103
8	8:57:55.348	58.474	17.352	21.700	19.422	134.484	111.846

Lap	Time of Day	Lap Tm	S1	S2	S3	SFSpd	S1Spd
(7) Jodie CHALK							
1	8:51:09.371	1:02.969	19.227	23.833	19.909	54.382	115.305
2	8:52:09.150	59.779	16.728	23.410	19.641	132.886	118.985
3	8:53:07.194	58.044	16.547	22.622	18.875	133.415	119.409
4	8:54:05.269	58.075	16.721	22.347	19.007	136.121	115.504

Lap	Time of Day	Lap Tm	S1	S2	S3	SFSpd	S1Spd
(27) Andrew DONALD							
1	8:51:12.403	1:06.390	20.354	25.335	20.701	52.592	108.941

Lap	Time of Day	Lap Tm	S1	S2	S3	SFSpd	S1Spd
2	8:52:12.747	1:00.344	16.837	24.125	19.382	132.886	112.408
3	8:53:12.430	59.683	17.088	23.331	19.264	135.298	117.940
4	8:54:13.497	1:01.067	17.989	23.704	19.374	137.516	114.714
5	8:55:12.709	59.212	16.648	23.263	19.301	136.675	114.323
6	8:56:11.697	58.988	16.334	23.317	19.337	134.484	116.103
7	8:57:10.597	58.900	16.695	22.876	19.329	133.150	114.323
8	8:58:09.386	58.789	16.374	22.999	19.416	135.845	113.549

Lap	Time of Day	Lap Tm	S1	S2	S3	SFSpd	S1Spd
(63) Chris EASTWOOD							
1	8:51:21.291	1:11.527	21.650	27.839	22.038	54.559	102.611
2	8:52:26.772	1:05.481	19.122	25.617	20.742	122.908	98.833
3	8:53:28.472	1:01.700	17.486	24.051	20.163	131.842	109.296
4	8:54:27.890	59.418	16.918	22.942	19.558	135.298	113.549
5	8:55:27.338	59.448	16.748	23.308	19.392	135.298	112.976
6	8:56:26.371	59.033	16.681			134.484	113.935
7	8:57:26.790	1:00.419	16.557	23.626	20.236	136.954	113.935
8	8:58:26.728	59.938	16.917	23.180	19.841	134.484	115.305

Lap	Time of Day	Lap Tm	S1	S2	S3	SFSpd	S1Spd
(50) Barry GARRETT							
1	8:51:15.999	1:05.321	20.145	24.738	20.438	55.737	113.742
2	8:52:16.521	1:00.522	17.117			131.584	116.506
3	8:53:16.968	1:00.447	16.809	23.378	20.260	133.680	116.506
4	8:54:17.089	1:00.121	17.035	23.178	19.908	126.618	116.103
5	8:55:17.113	1:00.024	16.790	23.217	20.017	127.098	116.103
6	8:56:17.043	59.930	16.986	23.246	19.698	129.302	115.305
7	8:57:16.662	59.619	17.136	22.881	19.602	132.102	114.714
8	8:58:15.732	59.070	16.918	22.771	19.381	133.415	114.910

Clerk of the Course :

Orbits

Sig : Time :

Chief Timekeeper : Ian Sharp (SMART Timing)

www.mylaps.com

Results available at www.mylaps.com and www.smart-timing.co.uk

Licensed to: SMART Timing

Printed: 03/08/2015 08:29:54

KMSC National Motorcycle Racing**Sorted on best lap time****KMSC Cupar Motorcycles Pre-Injection 600****Knockhill 1.267 miles****Warm Up 2****02/08/2015 08:45****Practice (10:00 Time) started at 9:00:34**

Pos	No.	Name	Make/Model	CC	Class	Laps	Best Tm	Diff	Best Speed	2nd Best
1	11	Patrick FORMAN	Yamaha	R6 600	PI6	6	56.842		80.242	57.017
2	48	David McCAFFERTY	Yamaha	R6 600	PI6	8	57.163	0.321	79.791	57.714
3	89	Alex BASS	Yamaha	R6 600	PI6	9	57.253	0.411	79.666	57.488
4	84	Kyle HARPER	Yamaha	R6 600	PI6	6	57.537	0.695	79.272	59.014
5	21	Michael BURKE	Yamaha	R6 600	PI6	7	57.690	0.848	79.062	58.113
6	88	Brian MARR	Yamaha	R6 600	PI6	8	58.495	1.653	77.974	58.984
7	16	Michael CLARK	Honda	CBR600	PI6	8	59.200	2.358	77.045	59.710
8	91	Lewis SHAND	Yamaha	R6 600	PI6	8	59.323	2.481	76.886	59.336
9	17	Mike ANDERSON	Yamaha	R6 600	PI6	7	1:00.164	3.322	75.811	1:00.426
10	92	Andrew CRAIGMILE	Yamaha	YZF R6	PI6	4	1:00.596	3.754	75.271	1:01.293
11	119	Allan HARROW	Yamaha	R6 600	PI6	8	1:01.627	4.785	74.011	1:01.926
12	58	Barry STEWART	Yamaha	R6 600	PI6	8	1:01.805	4.963	73.798	1:02.358
13	81	Stewart MARR	Yamaha	R6 600	PI6	8	1:02.780	5.938	72.652	1:02.903
14	54	Cameron ROBB	Yamaha	R6 600	PI6	8	1:03.865	7.023	71.418	1:03.880
15	79	James ROTHERAY	Yamaha	R6 600	PI6	7	1:04.045	7.203	71.217	1:05.009
16	73	Fraser CAMERON	Yamaha	R6 600	PI6	7	1:05.680	8.838	69.444	1:06.776
17	35	Ross BEATTIE	Yamaha	R6 600	PI6	7	1:08.124	11.282	66.953	1:09.852
18	199	Ross WATTS	Yamaha	R6 600	PI6	7	1:08.173	11.331	66.905	1:08.506

Clerk of the Course :

Orbits

Sig : Time :

Chief Timekeeper : Ian Sharp (SMART Timing)

www.mylaps.com

Results available at www.mylaps.com and www.smart-timing.co.uk

Licensed to: SMART Timing

Printed: 03/08/2015 07:49:27

KMSC National Motorcycle Racing

KMSC Cupar Motorcycles Pre-Injection 600

Knockhill 1.267 miles

Warm Up 2

02/08/2015 08:45

Practice (10:00 Time) started at 9:00:34

Lap	Time of Day	Lap Tm	S1	S2	S3	SFSpd	S1Spd	Lap	Time of Day	Lap Tm	S1	S2	S3	SFSpd	S1Spd
(11) Patrick FORMAN															
1	9:01:40.280	1:01.915	19.109			57.259	110.012	7	9:07:49.433	1:00.139	16.450	23.489	20.200	134.754	110.739
2	9:02:39.018	58.738	16.925			130.560	110.193	8	9:08:48.756	59.323	16.654	23.099	19.570	132.886	108.941
3	9:03:37.548	58.530	16.968			132.624	110.922	(17) Mike ANDERSON							
4	9:04:34.817	57.269	16.265			131.842	112.408	1	9:01:53.146	1:07.320	21.477			48.841	104.366
5	9:05:31.659	56.842	16.208			133.150	113.742	2	9:02:57.903	1:04.757	19.653			127.581	104.529
6	9:06:28.676	57.017	16.377	21.529	19.111	135.025	113.357	3	9:03:59.386	1:01.483	17.399			127.098	106.351
(48) David McCAFFERTY															
1	9:01:47.802	1:05.786	19.834	25.889	20.063	54.206	109.653	4	9:05:00.554	1:01.168	17.197			124.735	105.020
2	9:02:48.405	1:00.603	16.450	23.842	20.311	137.234	113.549	5	9:06:01.279	1:00.725	17.127			124.968	104.856
3	9:03:48.122	59.717	16.368	22.950	20.399	134.754	113.357	6	9:07:01.443	1:00.164	16.905			124.735	105.515
4	9:04:45.917	57.795	16.315	22.317	19.163	137.234	115.703	7	9:08:01.869	1:00.426	16.776			125.435	103.242
5	9:05:43.631	57.714	16.129	22.561	19.024	137.516	116.103	(92) Andrew CRAIGMILE							
6	9:06:41.461	57.830	16.131			137.516	117.733	1	9:01:46.962	1:06.746	20.560			49.931	106.689
7	9:07:40.084	58.623	16.517	22.859	19.247	135.571	109.653	2	9:02:48.726	1:01.764	17.838			129.802	110.374
8	9:08:37.247	57.163	16.081	22.099	18.983	136.398	115.903	3	9:03:50.019	1:01.293	17.152	23.685	20.456	134.215	108.941
(89) Alex BASS															
1	9:01:44.560	1:04.904	19.912	24.656	20.336	56.251	113.166	4	9:04:50.615	1:00.596	16.739			133.680	111.290
2	9:02:43.697	59.137	16.531	23.026	19.580	133.680	116.506	(19) Allan HARROW							
3	9:03:42.951	59.254	16.258	23.506	19.490	135.025	116.103	1	9:02:02.067	1:14.691	22.485			43.976	97.824
4	9:04:41.015	58.064	16.240	22.631	19.193	133.947	118.565	2	9:03:09.004	1:06.937	18.119			122.459	107.890
5	9:05:38.676	57.661	15.981	22.385	19.295	134.754	118.985	3	9:04:11.143	1:02.139	17.243			129.551	112.786
6	9:06:38.290	59.614	16.175	23.608	19.831	135.298	116.912	4	9:05:15.121	1:03.978	18.044			132.362	99.419
7	9:07:36.138	57.848	16.278			132.362	117.940	5	9:06:18.671	1:03.550	18.087			117.733	102.768
8	9:08:33.626	57.488	16.094	22.243	19.151	132.886	117.526	6	9:07:20.298	1:01.627	16.923			127.581	108.238
9	9:09:30.879	57.253	16.020	22.104	19.129	133.680	118.985	7	9:08:22.224	1:01.926	17.705			111.474	109.296
(84) Kyle HARPER															
1	9:02:33.440	1:03.957	19.201	24.154	20.602	52.305	111.660	8	9:09:25.114	1:03.164	17.303			128.068	108.764
2	9:03:33.518	1:00.078	16.973	23.180	19.925	130.053	114.323	(58) Barry STEWART							
3	9:04:32.534	59.016	16.623	22.942	19.451	131.070	115.107	1	9:01:58.886	1:13.527	22.039			44.472	97.682
4	9:05:31.548	59.014	17.188	22.503	19.323	132.362	114.714	2	9:03:05.399	1:06.513	19.184			130.306	92.181
5	9:06:30.644	59.096	17.941	22.052	19.103	129.551	115.903	3	9:04:10.337	1:04.938	17.721			131.842	106.351
6	9:07:28.181	57.537	16.400	22.073	19.064	133.150	114.714	4	9:05:14.609	1:04.272	17.517			127.581	101.987
(21) Michael BURKE															
1	9:01:55.048	1:08.751	21.049			49.820	105.848	5	9:06:16.967	1:02.358	17.032			129.551	108.941
2	9:02:57.058	1:02.010	17.021	24.303	20.686	132.624	107.890	6	9:07:18.772	1:01.805	17.163			131.326	112.033
3	9:03:56.434	59.376	17.070	22.738	19.568	132.362	107.717	7	9:08:21.950	1:03.178	17.188			129.302	110.922
4	9:04:54.787	58.353	16.357			135.298	109.474	8	9:09:25.114	1:03.164	17.303			128.068	108.764
5	9:05:52.900	58.113	16.371			132.886	112.033	(81) Stewart MARR							
6	9:06:50.590	57.690	16.208	22.162	19.320	130.560	114.910	1	9:01:52.739	1:08.778	21.549	26.224	21.005	53.945	103.882
7	9:07:49.696	59.106	16.110	22.645	20.351	134.754	114.910	2	9:02:57.183	1:04.444	18.208	25.281	20.955	128.313	101.371
(88) Brian MARR															
1	9:01:47.013	1:06.185	20.400	24.897	20.888	55.507	107.372	3	9:04:00.517	1:03.334	18.328	24.670	20.336	126.857	99.566
2	9:02:48.275	1:01.262	16.913			130.053	108.413	4	9:05:03.297	1:02.780	17.814	23.943	21.023	126.857	103.561
3	9:03:50.090	1:01.815	16.872			131.070	109.118	5	9:06:06.378	1:03.081	17.559	24.353	21.169	128.805	105.349
4	9:04:50.881	1:00.791	17.055			123.360	107.544	6	9:07:09.610	1:03.232	17.700	24.457	21.075	127.339	101.987
5	9:05:52.423	1:01.542	17.312	23.869	20.361	129.802	109.474	7	9:08:13.734	1:04.124	18.129	24.761	21.234	126.380	100.914
6	9:06:50.918	58.495	16.587			129.302	109.474	8	9:09:16.637	1:02.903	17.810	24.388	20.705	126.618	101.987
7	9:07:49.902	58.984	16.556			131.584	109.118	(54) Cameron ROBB							
8	9:08:48.916	59.014	16.655			131.584	109.118	1	9:01:55.519	1:12.121	22.175			50.609	92.818
(16) Michael CLARK															
1	9:01:48.923	1:06.192	19.891			56.016	102.926	2	9:03:04.139	1:08.620	19.357			110.922	99.419
2	9:02:48.897	59.974	16.824			133.415	104.856	3	9:04:09.973	1:05.834	18.015			125.670	104.856
3	9:03:49.537	1:00.640	16.451	23.588	20.601	131.584	104.856	4	9:05:13.838	1:03.865	17.773			125.670	101.524
4	9:04:49.804	1:00.267	16.868	23.688	19.711	132.624	107.890	5	9:06:18.911	1:05.073	17.884			127.339	101.987
5	9:05:49.717	59.913	16.759			131.584	104.856	6	9:07:22.791	1:03.880	17.441			128.559	100.460
6	9:06:49.427	59.710	16.738			131.326	108.588	7	9:08:27.465	1:04.674	18.270			126.142	99.714
7	9:07:48.627	59.200	16.257			130.814	108.064	8	9:09:31.409	1:03.944	17.881			122.908	103.402
8	9:08:48.943	1:00.316	17.616			125.670	107.544	(79) James ROTHERAY							
(91) Lewis SHAND															
1	9:01:48.574	1:08.027	20.872	25.971	21.184	55.461	106.015	1	9:02:21.604	1:11.590	21.871			49.019	103.882
2	9:02:50.203	1:01.629	17.394	24.160	20.075	131.326	114.323	2	9:03:27.222	1:05.618	18.650			122.014	102.926
3	9:03:50.271	1:00.068	16.372	23.388	20.308	134.484	116.709	3	9:04:31.267	1:04.045	18.027			123.360	105.349
4	9:04:50.523	1:00.252	16.573	23.662	20.017	135.025	108.064	4	9:05:36.276	1:05.009	19.254			121.352	95.868
5	9:05:49.859	59.336	16.256	23.538	19.542	136.121	115.903	5	9:06:41.439	1:05.163	18.029			124.968	109.118
6	9:06:49.294	59.435	16.191	23.390	19.854	136.954	116.103	6	9:07:49.794	1:08.355	18.513			122.683	93.857
								7	9:08:57.886	1:08.092	18.615			120.915	95.459
(73) Fraser CAMERON															
1	9:02:36.664	1:21.444	23.996	30.259	27.189	43.184	86.702	2	9:03:50.044	1:13.380	22.032	28.409	22.939	72.864	87.380
2	9:03:50.044	1:13.380	22.032	28.409	22.939	72									

KMSC National Motorcycle Racing

KMSC Cupar Motorcycles Pre-Injection 600

Knockhill 1.267 miles

Warm Up 2

02/08/2015 08:45

Practice (10:00 Time) started at 9:00:34

Lap	Time of Day	Lap Tm	S1	S2	S3	SFSpd	S1Spd	Lap	Time of Day	Lap Tm	S1	S2	S3	SFSpd	S1Spd
-----	-------------	--------	----	----	----	-------	-------	-----	-------------	--------	----	----	----	-------	-------

(35) Ross BEATTIE

1	9:01:59.051	1:14.536	22.145			50.230	87.952								
2	9:03:10.921	1:11.870	18.871			113.742	91.552								
3	9:04:20.886	1:09.965	19.223			117.321	87.380								
4	9:05:30.738	1:09.852	18.737	28.065	23.050	119.196	91.427								
5	9:06:40.818	1:10.080	19.204	28.143	22.733	115.107	85.596								
6	9:07:48.942	1:08.124	18.536	27.600	21.988	115.703	88.299								
7	9:08:58.962	1:10.020	18.906	28.795	22.319	114.129	89.836								

(199) Ross WATTS

1	9:02:03.027	1:14.849	22.161	29.448	23.240	51.149	93.595								
2	9:03:13.067	1:10.040	19.120	28.545	22.375	123.815	98.398								
3	9:04:21.573	1:08.506	19.214	27.435	21.857	121.352	100.161								
4	9:05:30.430	1:08.857	18.531	28.119	22.207	125.670	95.459								
5	9:06:38.603	1:08.173	18.722	27.052	22.399	120.049	103.882								
6	9:07:47.513	1:08.910	19.051	27.452	22.407	116.506	98.543								
7	9:08:56.752	1:09.239	19.081	28.121	22.037	118.356	88.532								

Clerk of the Course :

Orbits

Sig : Time :

Chief Timekeeper : Ian Sharp (SMART Timing)

Results available at www.mylaps.com and www.smart-timing.co.uk

www.mylaps.com

Licensed to: SMART Timing

Printed: 03/08/2015 07:49:39

Page 2/2

KMSC National Motorcycle Racing**Sorted on best lap time**

Scottish Championship Lightweights

Knockhill 1.267 miles

Warm Up 2

02/08/2015 09:00

Practice (10:00 Time) started at 9:11:08

Pos	No.	Name	Make/Model	CC	Class	Laps	Best Tm	Diff	Best Speed	2nd Best
1	33	Adrian CLARK	Kawasaki	ER6	SL	9	57.076		79.913	57.247
2	31	Torquil PATERSON	Kawasaki	ER6	SL	8	58.333	1.257	78.191	58.393
3	15	Keith DICKIE	Kawasaki	ER6	SL	6	58.469	1.393	78.009	58.988
4	12	Dan JAMES	Suzuki	SV650	SL	8	59.375	2.299	76.818	1:00.644
5	21	Grant REID	Kawasaki	ER6	SL	6	59.850	2.774	76.209	1:00.146
6	71	Neil MASON	Suzuki	SV650	SL	8	1:01.092	4.016	74.659	1:01.898
7	4	Alan GIBSON	Suzuki	SV650	SL	8	1:02.037	4.961	73.522	1:03.326
8	9	Gordon MURRAY	Suzuki	VFR 750	PCS	2	1:02.666	5.590	72.784	1:15.454
9	54	Ryan GIBSON	Kawasaki	ZXR400	SL	8	1:03.034	5.958	72.359	1:03.245
10	25	Jim PURVIS	Yamaha	FZR400	SL	8	1:03.123	6.047	72.257	1:03.321
11	10	Marc McEWAN	Suzuki	SV650	SL	8	1:03.235	6.159	72.129	1:03.389
12	79	Ashley ROBSON	Kawasaki	ZXR400	SL	8	1:03.438	6.362	71.898	1:03.560
13	24	Alex REID	Suzuki	SFC Gladius	SL	8	1:04.140	7.064	71.112	1:04.144
14	17	Michael CRITCHELL	Suzuki	SV650	SL	7	1:04.791	7.715	70.397	1:04.823
15	44	Lewis MURRAY	Yamaha	FZR400	PCJ	7	1:06.275	9.199	68.821	1:06.308
16	77	Steven CRICHTON	Yamaha	FZ600	PCJ	7	1:07.542	10.466	67.530	1:07.824
17	88	Ryan FRAME	Honda	RVF400	SL	7	1:10.322	13.246	64.860	1:10.538
18	34	Charles MORRISON	Kawasaki	ZXR400	SL	7	1:12.245	15.169	63.134	1:13.123
19	37	Liam CAMPBELL	Honda	CBR400	SL	7	1:13.816	16.740	61.790	1:13.981
20	11	Lianne MAYHEW	Honda	CBR400	SL	3	1:14.402	17.326	61.303	1:14.964

Clerk of the Course :

Orbits

Sig : Time :

Chief Timekeeper : Ian Sharp (SMART Timing)

Results available at www.mylaps.com and www.smart-timing.co.ukwww.mylaps.com

Licensed to: SMART Timing

Printed: 03/08/2015 08:11:17

KMSC National Motorcycle Racing

Scottish Championship Lightweights

Knockhill 1.267 miles

Warm Up 2

02/08/2015 09:00

Practice (10:00 Time) started at 9:11:08

Lap	Time of Day	Lap Tm	S1	S2	S3	SFSpd	S1Spd
(33) Adrian CLARK							
1	9:12:13.916	1:03.004	19.346	23.612	20.046	49.380	105.349
2	9:13:13.382	59.466	16.732	23.304	19.430	126.857	107.030
3	9:14:10.885	57.503	16.457	21.746	19.300	127.098	108.238
4	9:15:10.411	59.526	16.803	22.575	20.148	128.559	108.413
5	9:16:07.658	57.247	16.806	21.507	18.934	129.302	108.413
6	9:17:07.834	1:00.176	16.167			129.302	108.588
7	9:18:04.910	57.076	16.404	21.562	19.110	129.053	108.941
8	9:19:04.457	59.547	16.268	22.826	20.453	128.313	98.254
9	9:20:04.189	59.732	16.281	23.566	19.885	127.581	110.012

Lap	Time of Day	Lap Tm	S1	S2	S3	SFSpd	S1Spd
(31) Torquill PATERSON							
1	9:12:29.983	1:09.313	22.044	25.710	21.559	41.246	101.371
2	9:13:32.415	1:02.432	17.333	23.824	21.275	123.360	108.064
3	9:14:35.432	1:03.017	17.337	24.154	21.526	125.201	108.941
4	9:15:37.253	1:01.821	17.302	24.280	20.239	123.360	106.859
5	9:16:36.403	59.150	17.066	22.292	19.792	123.360	106.351
6	9:17:34.736	58.333	16.756			125.670	107.717
7	9:18:33.129	58.393	16.595	22.114	19.684	125.201	108.064
8	9:19:32.610	59.481	16.962	22.725	19.794	125.905	107.890

Lap	Time of Day	Lap Tm	S1	S2	S3	SFSpd	S1Spd
(15) Keith DICKIE							
1	9:12:18.681	1:04.357	19.725			48.488	104.366
2	9:13:18.290	59.609	16.940	22.808	19.861	121.352	107.544
3	9:14:17.352	59.062	17.055	22.567	19.440	124.504	107.544
4	9:15:17.248	59.896	16.652	23.728	19.516	125.670	107.372
5	9:16:16.236	58.988	16.845	22.531	19.612	125.670	107.201
6	9:17:14.705	58.469	17.335	21.918	19.216	124.735	107.890

Lap	Time of Day	Lap Tm	S1	S2	S3	SFSpd	S1Spd
(12) Dan JAMES							
1	9:12:18.776	1:07.023	20.392	24.832	21.799	48.806	100.762
2	9:13:20.573	1:01.797	17.528	23.123	21.146	117.940	105.848
3	9:14:22.318	1:01.745	16.811	23.811	21.123	122.236	105.515
4	9:15:23.935	1:01.617	17.501	23.625	20.491	123.815	102.768
5	9:16:25.551	1:01.616	17.377	23.733	20.506	123.815	104.204
6	9:17:26.195	1:00.644	17.112	23.649	19.883	122.908	105.681
7	9:18:27.901	1:01.706	16.700	23.855	21.151	124.044	105.184
8	9:19:27.276	59.375	16.893			123.815	105.349

Lap	Time of Day	Lap Tm	S1	S2	S3	SFSpd	S1Spd
(21) Grant REID							
1	9:12:29.773	1:07.688	21.580			43.690	96.143
2	9:13:32.407	1:02.634	17.137			129.302	111.474
3	9:14:35.121	1:02.714	16.979			129.802	110.739
4	9:15:37.300	1:02.179	17.304			129.053	100.310
5	9:16:37.150	59.850	17.090			124.044	111.290
6	9:17:37.296	1:00.146	16.731			128.805	111.290

Lap	Time of Day	Lap Tm	S1	S2	S3	SFSpd	S1Spd
(71) Neil MASON							
1	9:12:26.729	1:10.335	22.952			45.466	90.686
2	9:13:30.686	1:03.957	17.391	25.342	21.224	121.133	98.254
3	9:14:34.668	1:03.982	17.677	24.924	21.381	125.201	96.976
4	9:15:39.508	1:04.840	17.482	26.082	21.276	126.618	92.054
5	9:16:44.222	1:04.714	18.125	24.866	21.723	124.044	79.890
6	9:17:47.220	1:02.998	17.446			112.220	108.413
7	9:18:48.312	1:01.092	16.997			125.670	109.118
8	9:19:50.210	1:01.898	16.937			125.435	108.764

Lap	Time of Day	Lap Tm	S1	S2	S3	SFSpd	S1Spd
(4) Alan GIBSON							
1	9:12:35.036	1:13.548	22.559	28.238	22.751	44.383	96.419
2	9:13:38.362	1:03.326	17.743	24.775	20.808	117.940	96.558
3	9:14:43.971	1:05.609	17.561	27.010	21.038	122.908	98.833
4	9:15:48.528	1:04.557	17.747	25.135	21.675	122.683	104.043
5	9:16:52.601	1:04.073	17.545	24.790	21.738	122.014	103.561
6	9:17:56.008	1:03.407	18.027	24.580	20.800	117.321	106.183
7	9:19:00.004	1:03.996	18.091	25.238	20.667	114.323	103.242
8	9:20:02.041	1:02.037	17.530	24.620	19.887	116.103	101.678

Lap	Time of Day	Lap Tm	S1	S2	S3	SFSpd	S1Spd
(9) Gordon MURRAY							
1	9:12:34.968	1:15.454	24.011			41.221	95.868
2	9:13:37.634	1:02.666	17.538	24.267	20.861	122.459	102.926

Lap	Time of Day	Lap Tm	S1	S2	S3	SFSpd	S1Spd
(54) Ryan GIBSON							
1	9:12:35.949	1:12.119	22.088	27.297	22.734	41.348	98.254

Lap	Time of Day	Lap Tm	S1	S2	S3	SFSpd	S1Spd
2	9:13:39.603	1:03.654	18.675	24.575	20.404	120.049	100.611
3	9:14:44.476	1:04.873	17.846	25.910	21.117	120.049	103.561
4	9:15:49.061	1:04.585	17.958	24.816	21.811	121.572	101.678
5	9:16:52.095	1:03.034	17.772	24.365	20.897	116.304	105.020
6	9:17:55.340	1:03.245	17.964	24.627	20.654	110.012	102.926
7	9:18:58.638	1:03.298	18.193	24.615	20.490	112.597	103.242
8	9:20:02.669	1:04.031	18.254	25.614	20.163	112.220	102.142

Lap	Time of Day	Lap Tm	S1	S2	S3	SFSpd	S1Spd
(25) Jim PURVIS							
1	9:12:22.645	1:10.134	22.025			48.984	92.435
2	9:13:28.013	1:05.368	18.128	25.391	21.849	118.985	100.611
3	9:14:34.222	1:06.209	18.124	25.901	22.184	118.147	101.524
4	9:15:39.418	1:05.196	17.495	26.250	21.451	120.265	101.678
5	9:16:42.739	1:03.321	17.539	24.365	21.417	121.792	103.561
6	9:17:46.803	1:04.064	17.442			120.265	101.987
7	9:18:51.901	1:05.098	17.551	25.886	21.661	121.352	99.863
8	9:19:55.024	1:03.123	17.572			118.775	100.762

Lap	Time of Day	Lap Tm	S1	S2	S3	SFSpd	S1Spd
(10) Marc McEWAN							
1	9:12:25.439	1:10.153	21.514	26.481	22.158	54.603	100.460
2	9:13:30.477	1:05.038	18.115	25.479	21.444	120.049	98.111
3	9:14:37.232	1:06.755	18.145	26.703	21.907	120.697	99.272
4	9:15:41.229	1:03.997	18.266	24.577	21.154	115.703	103.402
5	9:16:44.618	1:03.389	17.968	24.467	20.954	120.265	99.272
6	9:17:49.532	1:04.914	18.014	25.260	21.640	115.504	102.611
7	9:18:53.754	1:04.222	18.037	24.869	21.316	119.409	102.611
8	9:19:56.989	1:03.235	17.658	24.442	21.135	119.621	101.832

Lap	Time of Day	Lap Tm	S1	S2	S3	SFSpd	S1Spd
(79) Ashley ROBSON							
1	9:12:36.264	1:16.142	23.990			39.638	91.179
2	9:13:44.026	1:07.762	19.195			113.549	97.540
3	9:14:50.200	1:06.174	18.949	25.472	21.753	107.544	96.976
4	9:15:54.814	1:04.614	18.516			110.012	97.257
5	9:16:59.498	1:04.684	18.618			109.653	95.053
6	9:18:02.936	1:03.438	18.116			111.105	95.595
7	9:19:06.496	1:03.560	18.083			112.597	97.117
8	9:20:10.295	1:03.799	18.320			110.922	96.836

Lap	Time of Day	Lap Tm	S1	S2	S3	SFSpd	S1Spd
(24) Alex REID							
1	9:12:25.448	1:11.642	22.280	26.708	22.654	46.635	95.188
2	9:13:32.705	1:07.257	19.043	26.286	21.928	117.733	97.967
3	9:14:38.117	1:05.412	18.758	25.079	21.575	109.832	100.611
4	9:15:42.723	1:04.606	18.240	24.810	21.556	119.621	101.066
5	9:16:47.262	1:04.539	18.327	24.693	21.519	118.985	99.714
6	9:17:51.627	1:04.365	18.230			118.	

KMSC National Motorcycle Racing

Scottish Championship Lightweights

Knockhill 1.267 miles

Warm Up 2

02/08/2015 09:00

Practice (10:00 Time) started at 9:11:08

Lap	Time of Day	Lap Tm	S1	S2	S3	SFSpd	S1Spd	Lap	Time of Day	Lap Tm	S1	S2	S3	SFSpd	S1Spd
(88) Ryan FRAME															
1	9:12:42.363	1:19.519	23.914				41.348								
2	9:13:56.205	1:13.842	21.048				101.218								
3	9:15:07.947	1:11.742	20.433				103.882								
4	9:16:18.485	1:10.538	20.392				103.084								
5	9:17:30.286	1:11.801	20.663				102.611								
6	9:18:41.414	1:11.128	20.466				103.084								
7	9:19:51.736	1:10.322	20.017				102.298								
(34) Charles MORRISON															
1	9:12:41.278	1:22.526	25.767	30.807	25.952	38.813	78.950								
2	9:13:57.872	1:16.594	21.949	29.402	25.243	100.914	85.815								
3	9:15:14.570	1:16.698	22.366	29.608	24.724	100.161	82.543								
4	9:16:28.977	1:14.407	21.814	28.289	24.304	105.184	82.139								
5	9:17:41.222	1:12.245	20.555	27.749	23.941	105.681	86.368								
6	9:18:54.345	1:13.123	20.633	28.204	24.286	103.721	86.590								
7	9:20:07.918	1:13.573	21.447	28.135	23.991	104.856	82.645								
(37) Liam CAMPBELL															
1	9:12:50.454	1:25.792	27.406	32.682	25.704	38.260	79.795								
2	9:14:07.467	1:17.013	22.305	30.186	24.522	102.142	89.002								
3	9:15:22.984	1:15.517	21.536	29.479	24.502	108.413	92.054								
4	9:16:37.734	1:14.750	21.643	28.913	24.194	105.848	92.054								
5	9:17:52.009	1:14.275	20.720			106.859	90.564								
6	9:19:05.825	1:13.816	20.990	28.633	24.193	103.882	91.303								
7	9:20:19.806	1:13.981	21.129	28.519	24.333	109.832	90.077								
(11) Lianne MAYHEW															
1	9:13:21.465	1:20.890	25.725	30.625	24.540	36.432	75.914								
2	9:14:36.429	1:14.964	21.034	29.228	24.702	105.349	83.780								
3	9:15:50.831	1:14.402	21.606	28.426	24.370	105.681	86.927								

Clerk of the Course :

Orbits

Sig : Time :

Chief Timekeeper : Ian Sharp (SMART Timing)

Results available at www.mylaps.com and www.smart-timing.co.uk

www.mylaps.com

Licensed to: SMART Timing

KMSC National Motorcycle Racing**Sorted on best lap time**

Scottish Championship Superbikes & Shirlaws KMSC Clubman

Knockhill 1.267 miles

Warm Up 2

02/08/2015 09:15

Practice (10:00 Time) started at 9:23:57

Pos	No.	Name	Make/Model	CC	Class	Laps	Best Tm	Diff	Best Speed	2nd Best
1	84	Darren ROSS	Kawasaki	ZX10R	SB	6	54.147		84.235	54.686
2	47	Alan BRYCE	BMW	1000RR	SB	9	54.168	0.021	84.203	54.185
3	50	Tim HASTINGS	Kawasaki	ZX6R 600	SB	9	55.226	1.079	82.590	55.561
4	5	Daniel MacLEAN	Honda	CBR600RR	C	9	55.722	1.575	81.854	55.898
5	12	Neil BROWN	Honda	CBR1000	C	9	55.819	1.672	81.712	55.868
6	72	Sean GILFILLAN	Kawasaki	ZX10R	SB	2	55.994	1.847	81.457	1:04.442
7	66	Derek BUTCHER	Kawasaki	ZX6R	C	9	56.220	2.073	81.129	56.423
8	155	Scott SHAND	Honda	CBR 1000RR	SB	2	56.302	2.155	81.011	1:01.856
9	55	Donald MacFADYEN	BMW	S1000RR	SB	2	56.434	2.287	80.822	1:01.929
10	179	Andrew TASKER	Kawasaki	ZX10R	SB	2	57.982	3.835	78.664	1:00.374
11	119	Kristopher DUNCAN	Kawasaki	ZX6R 600	C	2	58.296	4.149	78.240	1:02.174
12	63	Kenny PATERSON	BMW	S1000RR	C	2	58.329	4.182	78.196	1:04.768
13	71	Gavin JONES	Honda	CBR1000RR	C	2	58.501	4.354	77.966	1:05.010
14	33	Graeme BODEL	BMW	S1000RR	C	2	59.967	5.820	76.060	1:06.254
15	79	Bruce BIRNIE	BMW	S1000RR	SB	2	1:00.789	6.642	75.032	1:04.980
16	94	Greg GILFILLAN	Kawasaki	ZX10R	SB	2	1:01.284	7.137	74.425	1:05.457
17	69	Rodney SCOTT	BMW	S1000RR	C	1	1:08.953	14.806	66.148	
18	54	Gordon DUNCAN	Ducati	Panigale 899	C	1	1:10.303	16.156	64.878	
19	11	Richard HUGHES	BMW	S1000RR	C				-	

Clerk of the Course :

Orbits

Sig : Time :

Chief Timekeeper : Ian Sharp (SMART Timing)

Results available at www.mylaps.com and www.smart-timing.co.ukwww.mylaps.com

Licensed to: SMART Timing

Printed: 03/08/2015 08:23:50

KMSC National Motorcycle Racing

Scottish Championship Superbikes & Shirlaws KMSC Clubman

Knockhill 1.267 miles

Warm Up 2

02/08/2015 09:15

Practice (10:00 Time) started at 9:23:57

Lap	Time of Day	Lap Tm	S1	S2	S3	SFSpd	S1Spd
(84) Darren ROSS							
1	9:25:11.102						
2	9:26:09.969	1:07.007	21.289	26.095	19.623	48.488	106.859
3	9:33:23.853	7:13.884	15.346			141.577	127.339
4	9:34:23.512	59.659	18.197	22.605	18.857	62.953	125.201
5	9:35:18.198	54.686	15.315	21.260	18.111	141.279	127.581
6	9:36:12.345	54.147	15.302	21.195	17.650	139.517	126.380

Lap	Time of Day	Lap Tm	S1	S2	S3	SFSpd	S1Spd
(47) Alan BRYCE							
1	9:25:09.939	1:05.350	20.403			50.955	120.915
2	9:26:07.696	57.757	15.694	23.501	18.562	141.577	125.905
3	9:33:35.243	7:27.547	15.714			136.954	125.905
4	9:34:36.654	1:01.411	18.734	23.924	18.753	55.097	118.775
5	9:35:31.848	55.194	15.839			133.415	125.905
6	9:36:26.369	54.521	15.377	21.110	18.034	145.570	123.815
7	9:37:20.554	54.185	15.244	20.992	17.949	142.479	124.735
8	9:38:14.722	54.168	15.376	20.756	18.036	144.008	127.339
9	9:39:11.407	56.685	16.534	22.138	18.013	142.177	111.105

Lap	Time of Day	Lap Tm	S1	S2	S3	SFSpd	S1Spd
(50) Tim HASTINGS							
1	9:25:15.442	1:03.371	18.911	24.457	20.003	43.492	119.621
2	9:26:13.946	58.504	16.271	22.992	19.241	140.099	122.236
3	9:33:22.006	7:08.060				142.782	
4	9:34:23.615	1:01.609		23.520	19.708	61.454	121.352
5	9:35:21.537	57.922	16.220	22.589	19.113	136.675	122.236
6	9:36:17.768	56.231	15.729	21.770	18.732	142.479	124.273
7	9:37:13.626	55.858	15.567	21.633	18.658	143.392	123.587
8	9:38:08.852	55.226	15.410	21.442	18.374	143.392	122.908
9	9:39:04.413	55.561	15.725	21.490	18.346	142.782	123.133

Lap	Time of Day	Lap Tm	S1	S2	S3	SFSpd	S1Spd
(5) Daniel MacLEAN							
1	9:25:04.737	1:03.323	19.664	23.913	19.746	47.259	118.775
2	9:26:03.541	58.804	16.698	23.098	19.008	133.947	117.526
3	9:33:26.442	7:22.901	15.879			138.366	120.697
4	9:34:26.404	59.962	18.171	22.104	19.687	53.815	118.985
5	9:35:23.088	56.684	15.963	21.844	18.877	136.675	121.133
6	9:36:18.810	55.722	15.825	21.398	18.499	137.234	121.133
7	9:37:14.936	56.126	16.179	21.358	18.589	133.680	120.915
8	9:38:10.834	55.898	15.691	21.604	18.603	136.954	121.792
9	9:39:06.742	55.908	15.734	21.502	18.672	137.234	121.352

Lap	Time of Day	Lap Tm	S1	S2	S3	SFSpd	S1Spd
(12) Neil BROWN							
1	9:25:04.105	1:02.847	19.162	24.212	19.473	49.235	119.621
2	9:26:02.306	58.201	16.394	22.770	19.037	138.081	120.697
3	9:33:23.294	7:20.988	16.047			131.070	124.273
4	9:34:25.912	1:02.618	19.137			57.603	107.890
5	9:35:23.652	57.740	16.703	22.225	18.812	138.939	116.506
6	9:36:19.520	55.868	15.874	21.673	18.321	133.150	125.435
7	9:37:15.339	55.819	15.794	21.543	18.482	137.516	125.435
8	9:38:11.661	56.322	16.065	21.839	18.418	139.808	124.735
9	9:39:07.843	56.182	15.431	22.155	18.596	137.798	123.815

Lap	Time of Day	Lap Tm	S1	S2	S3	SFSpd	S1Spd
(72) Sean GILFILLAN							
1	9:25:10.133	1:04.442	20.073	24.947	19.422	51.941	116.912
2	9:26:06.127	55.994	15.657	22.269	18.068	149.460	129.551

Lap	Time of Day	Lap Tm	S1	S2	S3	SFSpd	S1Spd
(66) Derek BUTCHER							
1	9:25:11.438	1:06.244	20.227	26.340	19.677	45.435	106.689
2	9:26:10.779	59.341	16.807	23.794	18.740	139.808	117.321
3	9:33:28.000	7:17.221	16.133			144.317	120.697
4	9:34:28.249	1:00.249	18.796	22.522	18.931	48.699	122.459
5	9:35:25.451	57.202	16.389	21.979	18.834	144.628	119.835
6	9:36:21.874	56.423	16.087	21.767	18.569	138.366	125.905
7	9:37:18.094	56.220	15.960	21.704	18.556	140.982	121.352
8	9:38:14.705	56.611	15.989	21.850	18.772	140.687	121.352
9	9:39:11.332	56.627	16.389	21.682	18.556	140.099	120.049

Lap	Time of Day	Lap Tm	S1	S2	S3	SFSpd	S1Spd
(155) Scott SHAND							
1	9:25:02.515	1:01.856	19.282			50.762	120.697
2	9:25:58.817	56.302	15.970			143.699	120.697

Lap	Time of Day	Lap Tm	S1	S2	S3	SFSpd	S1Spd
(55) Donald MacFADYEN							
1	9:25:02.176	1:01.929	19.353			47.359	118.356

Lap	Time of Day	Lap Tm	S1	S2	S3	SFSpd	S1Spd
2	9:25:58.610	56.434	15.502				

(179) Andrew TASKER							
1	9:24:59.645	1:00.374	18.196	22.904	19.274	59.282	123.360
2	9:25:57.627	57.982	16.257	22.822	18.903	143.699	124.044

(119) Kristopher DUNCAN							
1	9:25:02.293	1:02.174	18.377			57.851	115.504
2	9:26:00.589	58.296	16.555	22.822	18.919	137.798	120.049

(63) Kenny PATERSON							
1	9:25:07.824	1:04.768	20.058	24.715	19.995	48.314	115.504
2	9:26:06.153	58.329	16.455	23.163	18.711	137.234	118.356

(71) Gavin JONES							
1	9:25:11.791	1:05.010	19.975	25.284	19.751	53.133	124.504
2	9:26:10.292	58.501	16.131	23.671	18.699	142.479	121.352

(33) Graeme BODEL							
1	9:25:09.859	1:06.254	20.911	25.277	20.066	55.187	112.976
2	9:26:09.826	59.967	16.565	24.361	19.041	134.215	123.360

(79) Bruce BIRNIE							
1	9:25:12.563	1:04.980	20.629			45.745	119.621
2	9:26:13.352	1:00.789	16.367			140.982	123.133

(94) Greg GILFILLAN							
1	9:25:11.692	1:05.457	20.627	25.409	19.421	46.441	112.220
2	9:26:12.976	1:01.284	17.349			129.302	121.572

(69) Rodney SCOTT							
1	9:25:19.274	1:08.953	21.773	26.935	20.245	52.510	106.183

(54) Gordon DUNCAN							
1	9:25:19.380	1:10.303	21.605	27.066	21.632	50.043	106.183

Clerk of the Course :

Orbits

Sig : Time :

Chief Timekeeper : Ian Sharp (SMART Timing)

www.mylaps.com

Results available at www.mylaps.com and www.smart-timing.co.uk

Licensed to: SMART Timing

Printed: 03/08/2015 08:24:04

KMSC National Motorcycle Racing**Sorted on best lap time**

KMSC 125's

Knockhill 1.267 miles

Warm Up 2

02/08/2015 09:30

Practice (10:00 Time) started at 9:41:14

Pos	No.	Name	Make/Model	CC	Class	Laps	Best Tm	Diff	Best Speed	2nd Best
1	88	Lewis NICOL	Aprilia	RS125	F125	6	1:09.585		65.547	1:09.783
2	11	Lewis PATERSON	Aprilia	RS125	F125	6	1:09.887	0.302	65.264	1:11.700
3	27	James McLAREN	Aprilia	RS125	F125	5	1:11.792	2.207	63.532	1:15.685
4	21	Marc GIBSON	Aprilia	RS125	F125	6	1:12.753	3.168	62.693	1:14.152
5	9	Rishon HICKEY	Aprilia	125	F125	5	1:12.872	3.287	62.590	1:14.108
6	47	Joel BAVIDGE	Aprilia	RS125	F125	6	1:13.206	3.621	62.305	1:13.797
7	23	Oliver WALTERS	Aprilia	RS125	F125	5	1:23.877	14.292	54.378	1:24.186
8	15	Finlay MILNE	Aprilia	125	F125	1	1:29.367	19.782	51.038	

Clerk of the Course :

Orbits

Sig : Time :

Chief Timekeeper : Ian Sharp (SMART Timing)

Results available at www.mylaps.com and www.smart-timing.co.ukwww.mylaps.com

Licensed to: SMART Timing

Printed: 03/08/2015 07:41:23

KMSC National Motorcycle Racing

KMSC 125's

Knockhill 1.267 miles

Warm Up 2

02/08/2015 09:30

Practice (10:00 Time) started at 9:41:14

Lap	Time of Day	Lap Tm	S1	S2	S3	SFSpd	S1Spd	Lap	Time of Day	Lap Tm	S1	S2	S3	SFSpd	S1Spd
(88) Lewis NICOL															
1	9:42:31.175	1:14.027	23.277	27.097	23.653	46.377	81.739								
2	9:43:41.632	1:10.457	20.627	26.440	23.390	95.595	80.755								
3	9:44:51.961	1:10.329	20.677	26.271	23.381	95.868	81.146								
4	9:46:01.546	1:09.585	20.234	26.164	23.187	96.143	81.244								
5	9:47:11.329	1:09.783	20.564	25.997	23.222	96.558	81.441								
6	9:48:21.370	1:10.041	20.255	26.651	23.135	95.595	81.441								
(11) Lewis PATERSON															
1	9:43:06.683	1:35.469	32.034	35.504	27.931	30.671	56.919								
2	9:44:27.923	1:21.240	23.155	32.088	25.997	95.868	71.164								
3	9:45:43.562	1:15.639	20.363	29.728	25.548	97.540	82.240								
4	9:46:55.262	1:11.700	19.703	27.132	24.865	97.257	82.543								
5	9:48:09.861	1:14.599	21.273	28.219	25.107	96.419	76.259								
6	9:49:19.748	1:09.887	20.102	26.169	23.616	95.459	81.739								
(27) James McLAREN															
1	9:43:04.314	1:28.443	28.258	33.273	26.912	36.511									
2	9:44:25.566	1:21.252	24.180			92.054									
3	9:45:46.023	1:20.457	22.150			91.552	79.985								
4	9:47:01.708	1:15.685	22.439			92.054	78.857								
5	9:48:13.500	1:11.792	21.065			94.518	79.795								
(21) Marc GIBSON															
1	9:42:52.233	1:25.670	27.324	30.752	27.594	35.172	77.491								
2	9:44:09.714	1:17.481	21.839	29.717	25.925	90.564	77.761								
3	9:45:27.108	1:17.394	21.629	29.171	26.594	91.303	77.761								
4	9:46:41.604	1:14.496	21.514	28.565	24.417	91.928	79.606								
5	9:47:55.756	1:14.152	20.949	28.538	24.665	95.595	78.765								
6	9:49:08.509	1:12.753	21.284	27.818	23.651	94.518	77.671								
(9) Rishon HICKEY															
1	9:42:35.402	1:16.638	23.405			46.409	81.343								
2	9:43:50.911	1:15.509	22.051			91.552									
3	9:45:03.783	1:12.872	20.539			96.836	79.230								
4	9:46:17.891	1:14.108	20.999			97.117	79.136								
5	9:48:24.000	2:06.109	20.562	28.403	1:17.144	97.257	79.511								
(47) Joel BAVIDGE															
1	9:42:56.600	1:29.135	28.696	32.575	27.864	31.640	75.487								
2	9:44:16.958	1:20.358	22.637	31.039	26.682	86.479	75.487								
3	9:45:32.429	1:15.471	21.585	28.360	25.526	87.494	76.000								
4	9:46:46.226	1:13.797	21.204	27.856	24.737	88.299	75.828								
5	9:48:02.341	1:16.115	20.887	28.305	26.923	88.884	76.000								
6	9:49:15.547	1:13.206	20.900	27.582	24.724	87.837	75.828								
(23) Oliver WALTERS															
1	9:43:00.626	1:32.492	28.480	33.783	30.229	32.124	75.742								
2	9:44:33.671	1:33.045	29.498	34.861	28.686	79.985	53.902								
3	9:45:58.626	1:24.955	23.443	32.034	29.478	84.946	75.233								
4	9:47:22.503	1:23.877	24.000	30.867	29.010	82.849	73.583								
5	9:48:46.689	1:24.186	23.832	32.594	27.760	84.625	75.487								
(15) Finlay MILNE															
1	9:42:54.420	1:29.367	28.122	32.778	28.467	36.255	66.443								

Clerk of the Course :

Orbits

Sig : Time :

Chief Timekeeper : Ian Sharp (SMART Timing)

Results available at www.mylaps.com and www.smart-timing.co.uk

www.mylaps.com

Licensed to: SMART Timing

Printed: 03/08/2015 07:41:38

KMSC National Motorcycle Racing**Sorted on Laps**

KMSC Superstock 600

Knockhill 1.267 miles

Race 12 - 2nd Race

02/08/2015 09:45

Race (10 Laps) started at 9:57:16

Pos	No.	Name	Make/Model	CC	Class	Laps	Total Tm	Diff	Best Tm	In Lap	Best Speed
1	8	Lewis ROLLO	Kawasaki	ZXR 600	S6	10	8:51.765		52.234	2	87.320
2	99	Callum GRIGOR	Kawasaki	ZX6R 600	S6	10	8:59.851	8.086	52.933	3	86.167
3	7	Jodie CHALK	Triumph	675	S6	10	9:08.408	16.643	53.952	2	84.540
4	45	Ewan GRAY	Kawasaki	ZX6R 600	S6	10	9:10.187	18.422	53.504	8	85.248
5	28	Paul BOWERBANK	Kawasaki	ZX6R 600	S6	10	9:14.403	22.638	54.369	4	83.891
6	19	Kristopher DUNCAN	Kawasaki	ZX6R	S6	10	9:14.453	22.688	54.160	6	84.215
7	32	Matthew KERR	Yamaha	R6 600	S6	10	9:23.334	31.569	55.127	8	82.738
8	5	Daniel MacLEAN	Honda	CBR600RR	S6	10	9:24.746	32.981	55.205	4	82.621
9	27	Andrew DONALD	Yamaha	R6 600	S6	10	9:43.291	51.526	57.041	2	79.962
10	63	Chris EASTWOOD	Suzuki	GSXR600	S6	10	9:43.614	51.849	56.791	9	80.314
11	50	Barry GARRETT	Suzuki	GSXR	S6	10	9:51.441	59.676	56.921	3	80.130
Not classified											
DNF	93	Kyle DUNCAN	Kawasaki	ZX6R 600	S6	8	7:34.003	DNF	55.188	5	82.646

Margin of Victory	Avg. Speed	Best Lap Tm	Best Speed	Best Lap by
8.086	85.773	52.234	87.320	8 - Lewis ROLLO

Clerk of the Course :

Orbits

Sig : Time :

Chief Timekeeper : Ian Sharp (SMART Timing)

www.mylaps.com

Results available at www.mylaps.com and www.smart-timing.co.uk

Licensed to: SMART Timing

Printed: 03/08/2015 08:04:53

KMSC National Motorcycle Racing

KMSC Superstock 600

Knockhill 1.267 miles

Race 12 - 2nd Race

02/08/2015 09:45

Race (10 Laps) started at 9:57:16

Lap	Time of Day	Lap Tm	S1	S2	S3	SFSpd	S1Spd
(8) Lewis ROLLO							
1	9:58:14.725	53.325	15.831	20.005	17.489	91.802	122.908
2	9:59:06.959	52.234	14.979	19.748	17.507	144.317	123.133
3	9:59:59.301	52.342	14.780	19.868	17.694	144.628	122.908
4	10:00:51.666	52.365	14.948	19.839	17.578	143.699	123.815
5	10:01:43.985	52.319	14.853	19.839	17.627	143.699	124.044
6	10:02:36.317	52.332	14.838	19.815	17.679	143.087	124.044
7	10:03:29.074	52.757	15.098	20.003	17.656	143.087	123.360
8	10:04:21.860	52.786	15.144	19.931	17.711	141.877	123.587
9	10:05:14.495	52.635	15.108	19.928	17.599	143.392	123.360
10	10:06:07.982	53.487	15.356	20.173	17.958	143.392	123.587

Lap	Time of Day	Lap Tm	S1	S2	S3	SFSpd	S1Spd
(99) Callum GRIGOR							
1	9:58:15.913	54.412	16.181	20.444	17.787	91.303	117.526
2	9:59:09.003	53.090	15.170	20.213	17.707	140.099	121.352
3	10:00:01.936	52.933	15.123	20.171	17.639	140.392	122.236
4	10:00:55.025	53.089	15.154	20.115	17.820	139.808	122.683
5	10:01:47.971	52.946	15.116	20.182	17.648	139.517	121.792
6	10:02:41.196	53.225	15.265	20.205	17.755	139.517	121.792
7	10:03:34.758	53.562	15.278	20.432	17.852	138.081	118.985
8	10:04:28.269	53.511	15.134	20.438	17.939	138.652	122.236
9	10:05:22.038	53.769	15.247	20.444	18.078	138.652	120.915
10	10:06:16.068	54.030	15.223	20.829	17.978	137.798	119.835

Lap	Time of Day	Lap Tm	S1	S2	S3	SFSpd	S1Spd
(7) Jodie CHALK							
1	9:58:17.181	55.678	16.311	21.439	17.928	93.335	120.265
2	9:59:11.133	53.952	15.284	20.816	17.852	138.081	123.360
3	10:00:05.336	54.203	15.356	20.935	17.912	140.982	123.133
4	10:00:59.721	54.385	15.422	20.998	17.965	136.675	122.459
5	10:01:54.160	54.439	15.745	20.951	17.743	139.517	122.236
6	10:02:48.301	54.141	15.263	21.017	17.861	140.099	123.133
7	10:03:42.435	54.134	15.127	21.076	17.931	140.099	124.044
8	10:04:36.618	54.183	15.225	21.074	17.884	139.517	123.133
9	10:05:30.658	54.040	15.179	20.917	17.944	139.517	123.360
10	10:06:24.625	53.967	15.174	20.943	17.850	139.227	123.815

Lap	Time of Day	Lap Tm	S1	S2	S3	SFSpd	S1Spd
(45) Ewan GRAY							
1	9:58:17.887	55.792	16.274	21.162	18.356	87.952	120.265
2	9:59:12.284	54.397	15.453	20.776	18.168	142.177	116.103
3	10:00:07.341	55.057	15.343	21.332	18.382	142.177	121.133
4	10:01:01.747	54.406	15.509	20.679	18.218	141.279	120.915
5	10:01:56.307	54.560	15.669	20.728	18.163	140.687	115.305
6	10:02:50.766	54.459	15.405	20.839	18.215	140.392	122.459
7	10:03:44.499	53.733	15.383	20.293	18.057	141.279	120.480
8	10:04:38.003	53.504	15.258	20.190	18.056	140.687	120.697
9	10:05:31.612	53.609	15.220	20.407	17.982	139.808	117.733
10	10:06:26.404	54.792	16.042	20.505	18.245	140.982	117.321

Lap	Time of Day	Lap Tm	S1	S2	S3	SFSpd	S1Spd
(28) Paul BOWERBANK							
1	9:58:17.609	55.718	16.067	21.496	18.155	94.785	122.683
2	9:59:12.113	54.504	15.680	20.673	18.151	141.877	123.587
3	10:00:07.082	54.969	15.477	21.186	18.306	143.087	124.735
4	10:01:01.451	54.369	15.457	20.829	18.083	141.877	124.273
5	10:01:56.056	54.605	15.437	21.031	18.137	143.392	124.968
6	10:02:50.597	54.541	15.490	20.818	18.233	142.479	123.133
7	10:03:45.897	55.300	15.678	21.188	18.434	142.177	125.201
8	10:04:40.508	54.611	15.528	20.798	18.285	142.177	124.735
9	10:05:35.383	54.875	15.642	20.940	18.293	140.687	124.044
10	10:06:30.620	55.237	15.464	21.254	18.519	142.782	125.435

Lap	Time of Day	Lap Tm	S1	S2	S3	SFSpd	S1Spd
(19) Kristopher DUNCAN							
1	9:58:18.844	56.883	16.929	21.715	18.239	97.399	120.915
2	9:59:13.628	54.784	15.722	20.923	18.139	139.227	123.133
3	10:00:08.388	54.760	15.708	21.017	18.035	141.577	125.201
4	10:01:02.823	54.435	15.605	20.884	17.946	141.577	124.273
5	10:01:57.008	54.185	15.496	20.695	17.994	140.392	124.968
6	10:02:51.168	54.160	15.497	20.734	17.929	139.227	125.435
7	10:03:45.932	54.764	15.543	21.028	18.193	140.982	124.968
8	10:04:40.652	54.720	15.644	20.908	18.168	138.081	124.044
9	10:05:35.454	54.802	15.738	20.978	18.086	138.652	122.014
10	10:06:30.670	55.216	15.497	21.397	18.322	139.517	123.815

Lap	Time of Day	Lap Tm	S1	S2	S3	SFSpd	S1Spd
(32) Matthew KERR							

Lap	Time of Day	Lap Tm	S1	S2	S3	SFSpd	S1Spd
1	9:58:18.679	56.866	16.959	21.434	18.473	91.055	116.709
2	9:59:14.531	55.852	15.874	21.525	18.453	137.516	118.147
3	10:00:10.600	56.069	16.482	21.110	18.477	138.366	118.565
4	10:01:06.000	55.400	15.867	21.086	18.447	140.099	120.915
5	10:02:01.209	55.209	15.687	21.213	18.309	141.279	119.196
6	10:02:57.613	56.404	16.801	21.131	18.472	141.577	117.733
7	10:03:53.366	55.753	15.906	21.373	18.474	141.279	118.985
8	10:04:48.493	55.127	15.828	20.722	18.577	140.392	120.265
9	10:05:43.876	55.383	15.782	21.095	18.506	140.392	118.147
10	10:06:39.551	55.675	15.859	21.164	18.652	141.279	118.985

Lap	Time of Day	Lap Tm	S1	S2	S3	SFSpd	S1Spd
(5) Daniel MacLEAN							
1	9:58:19.589	57.149	17.021	21.608	18.520	92.181	118.775
2	9:59:15.058	55.469	15.592	21.362	18.515	136.675	120.049
3	10:00:10.499	55.441	15.843	21.038	18.560	136.398	119.621
4	10:01:05.704	55.205	15.744	20.905	18.556	135.025	118.775
5	10:02:02.804	57.100	17.559	21.057	18.484	136.121	118.985
6	10:02:58.469	55.665	15.933	21.156	18.576	136.121	119.409
7	10:03:53.892	55.423	15.931	21.095	18.397	131.070	119.409
8	10:04:49.260	55.368	15.913	21.045	18.410	132.362	117.526
9	10:05:44.879	55.619	15.884	21.243	18.492	134.754	117.940
10	10:06:40.963	56.084	15.998	21.320	18.766	137.516	118.985

Lap	Time of Day	Lap Tm	S1	S2	S3	SFSpd	S1Spd
(27) Andrew DONALD							
1	9:58:22.078	59.520	17.422	23.016	19.082	94.252	112.033
2	9:59:19.119	57.041	16.193	22.117	18.731	136.121	119.621
3	10:00:16.460	57.341	16.062	22.390	18.889	138.366	118.985
4	10:01:14.547	58.087	16.543	22.638	18.906	135.025	117.526
5	10:02:11.752	57.205	16.083	22.350	18.772	137.798	118.985
6	10:03:09.163	57.411	16.430	22.249	18.732	134.484	117.733
7	10:04:06.520	57.357	16.326	22.201	18.830	135.845	119.835
8	10:05:04.076	57.556	16.391	22.321	18.844	133.947	118.565
9	10:06:01.499	57.423	16.357	22.266	18.800	136.675	118.565
10	10:06:59.508	58.009	16.310	22.595	19.104	134.754	117.526

Lap	Time of Day	Lap Tm	S1	S2	S3	SFSpd	S1Spd
(63) Chris EASTWOOD							
1	9:58:23.133	1:00.720	17.961	23.422	19.337	96.005	107.717
2	9:59:20.628	57.495	16.178	22.317	19.000	138.652	118.356
3	10:00:17.905	57.277	16.082	22.116	19.079	138.366	116.506
4	10:01:15.280	57.375	15.954	22.390	19.031		


KMSC Superstock 600

Knockhill 1.267 miles

Race 12 - 2nd Race

02/08/2015 09:45

Race (10 Laps) started at 9:57:16



Competitors	Laps											
	0	1	2	3	4	5	6	7	8	9	10	
Lewis ROLLO (8)	1	8	8	8	8	8	8	8	8	8	8	8
Callum GRIGOR (99)	2	99	99	99	99	99	99	99	99	99	99	99
Jodie CHALK (7)	3	7	7	7	7	7	7	7	7	7	7	7
Matthew KERR (32)	4	32	28	28	28	28	28	45	45	45	45	45
Paul BOWERBANK (28)	5	28	45	45	45	45	45	28	28	28	28	28
Kristopher DUNCAN (19)	6	19	32	19	19	19	19	19	19	19	19	19
Ewan GRAY (45)	7	45	19	32	5	5	32	93	93	32	32	32
Kyle DUNCAN (93)	8	93	5	5	32	32	93	32	32	5	5	5
Barry GARRETT (50)	9	50	93	93	93	5	5	5	93	27	27	27
Chris EASTWOOD (63)	10	63	27	27	27	27	27	27	27	50	63	63
Daniel MacLEAN (5)	11	5	50	50	50	50	50	50	50	63	50	50
Andrew DONALD (27)	12	27	63	63	63	63	63	63	63	63	63	63

KMSC National Motorcycle Racing

Sorted on Laps

KMSC Cupar Motorcycles Pre-Injection 600

Knockhill 1.267 miles

Race 12a - 3rd Race - Re-Start

02/08/2015 10:05

Race (5 Laps) started at 10:23:35

Pos	No.	Name	Make/Model	CC	Class	Laps	Total Tm	Diff	Best Tm	In Lap	Best Speed
1	86	Russell WILL	Yamaha	R6 600	Pl6	2	1:57.743		55.211	2	82.612
2	84	Kyle HARPER	Yamaha	R6 600	Pl6	2	1:58.865	1.122	56.287	2	81.033
3	89	Alex BASS	Yamaha	R6 600	Pl6	2	1:59.474	1.731	55.644	2	81.969
4	11	Patrick FORMAN	Yamaha	R6 600	Pl6	2	1:59.794	2.051	55.583	2	82.059
5	48	David McCAFFERTY	Yamaha	R6 600	Pl6	2	2:01.004	3.261	57.275	2	79.635
6	88	Brian MARR	Yamaha	R6 600	Pl6	2	2:01.571	3.828	56.847	2	80.235
7	60	Douglas BROWN	Yamaha	R6 600	Pl6	2	2:02.386	4.643	56.999	2	80.021
8	92	Andrew CRAIGMILE	Yamaha	YZF R6	Pl6	2	2:02.804	5.061	57.015	2	79.998
9	91	Lewis SHAND	Yamaha	R6 600	Pl6	2	2:03.279	5.536	57.474	2	79.359
10	16	Michael CLARK	Honda	CBR600	Pl6	2	2:03.710	5.967	57.408	2	79.450
11	75	Harry PULLAR	Yamaha	R6 600	Pl6	2	2:04.564	6.821	58.058	2	78.561
12	6	James WILKEN	Yamaha	R6 600	Pl6	2	2:05.488	7.745	57.988	2	78.656
13	58	Barry STEWART	Yamaha	R6 600	Pl6	2	2:09.526	11.783	1:00.526	2	75.358
14	73	Fraser CAMERON	Yamaha	R6 600	Pl6	2	2:10.671	12.928	1:00.069	2	75.931
15	54	Cameron ROBB	Yamaha	R6 600	Pl6	2	2:14.095	16.352	1:02.218	2	73.308
16	199	Ross WATTS	Yamaha	R6 600	Pl6	2	2:18.822	21.079	1:04.611	2	70.593
17	35	Ross BEATTIE	Yamaha	R6 600	Pl6	2	2:19.411	21.668	1:04.701	2	70.495

Not classified

DNF	119	Allan HARROW	Yamaha	R6 600	Pl6	2	2:03.673	DNF	56.749	2	80.373
DNS	81	Stewart MARR	Yamaha	R6 600	Pl6			DNS		0	-
DNS	79	James ROTHERAY	Yamaha	R6 600	Pl6			DNS		0	-
DNS	21	Michael BURKE	Yamaha	R6 600	Pl6			DNS		0	-
DNS	17	Mike ANDERSON	Yamaha	R6 600	Pl6			DNS		0	-
DNS	47	Steven HADDOW	Yamaha	R6 600	Pl6			DNS		0	-

Announcements

RED FLAG after Leader completed 5 Laps - Race re-started over 5 Laps.

RED FLAG after Leader completed 3 Laps - Result declared at 2 laps.

Bike No.119 - Not classified - Not running at time of Red Flag.

Margin of Victory	Avg. Speed	Best Lap Tm	Best Speed	Best Lap by
1.122	77.475	55.211	82.612	86 - Russell WILL

Clerk of the Course :

Orbits

Sig : Time :

Chief Timekeeper : Ian Sharp (SMART Timing)

www.mylaps.com

Results available at www.mylaps.com and www.smart-timing.co.uk

Licensed to: SMART Timing

Printed: 03/08/2015 07:54:51

KMSC National Motorcycle Racing

KMSC Cupar Motorcycles Pre-Injection 600

Knockhill 1.267 miles

Race 12a - 3rd Race - Re-Start

02/08/2015 10:05

Race (5 Laps) started at 10:23:35

Lap	Time of Day	Lap Tm	S1	S2	S3	SFSpd	S1Spd	Lap	Time of Day	Lap Tm	S1	S2	S3	SFSpd	S1Spd
(86) Russell WILL															
1	10:24:37.964	56.705	16.995	21.592	18.118	91.303	117.321								
2	10:25:33.175	55.211	16.063	20.826	18.322	136.675	118.565								
(84) Kyle HARPER															
1	10:24:38.010	57.132	16.977	21.380	18.775	89.836	114.129								
2	10:25:34.297	56.287	16.019	21.529	18.739	131.584	115.504								
(89) Alex BASS															
1	10:24:39.262	58.090	16.942	22.418	18.730	93.988	113.549								
2	10:25:34.906	55.644	16.016	21.325	18.303	134.484	119.409								
(11) Patrick FORMAN															
1	10:24:39.643	58.825	17.762	22.227	18.836	88.884	112.220								
2	10:25:35.226	55.583	16.080	21.166	18.337	134.215	113.742								
(48) David McCafferty															
1	10:24:39.161	58.163	16.945	22.342	18.876	95.053	116.103								
2	10:25:36.436	57.275	16.496	22.014	18.765	136.675	115.903								
(88) Brian MARR															
1	10:24:40.156	58.770	17.347	22.444	18.979	92.308	109.653								
2	10:25:37.003	56.847	16.433	21.425	18.989	133.947	110.012								
(60) Douglas BROWN															
1	10:24:40.819	59.365	17.260	22.937	19.168	95.595	113.742								
2	10:25:37.818	56.999	16.127	21.849	19.023	136.675	113.742								
(92) Andrew CRAIGMILE															
1	10:24:41.221	59.436	17.297	22.779	19.360	97.117	113.549								
2	10:25:38.236	57.015	16.154	21.701	19.160	136.121	112.786								
(91) Lewis SHAND															
1	10:24:41.237	59.685	17.380	23.270	19.035	97.540	113.935								
2	10:25:38.711	57.474	16.246	22.020	19.208	136.675	117.940								
(16) Michael CLARK															
1	10:24:41.734	59.738	17.421	23.132	19.185	95.868	109.474								
2	10:25:39.142	57.408	16.204	21.848	19.356	138.081	112.597								
(75) Harry PULLAR															
1	10:24:41.938	59.051													
2	10:25:39.996	58.058													
(6) James WILKEN															
1	10:24:42.932	1:00.046	17.550	22.896	19.600	89.836	113.935								
2	10:25:40.920	57.988	16.810	21.962	19.216	130.053	111.660								
(58) Barry STEWART															
1	10:24:44.432	1:01.720	17.607	24.195	19.918	95.731	109.653								
2	10:25:44.958	1:00.526	16.831	23.465	20.230	130.560	110.739								
(73) Fraser CAMERON															
1	10:24:46.034	1:03.069	18.928	24.284	19.857	90.686	103.882								
2	10:25:46.103	1:00.069	17.091	23.266	19.712	127.581	107.201								
(54) Cameron ROBB															
1	10:24:47.309	1:04.127	19.110	24.633	20.384	91.802	107.030								
2	10:25:49.527	1:02.218	17.330	24.388	20.500	126.857	106.689								
(199) Ross WATTS															
1	10:24:49.643	1:06.432	19.345	26.101	20.986	87.608	98.833								
2	10:25:54.254	1:04.611	18.028	25.340	21.243	122.014	101.832								
(35) Ross BEATTIE															
1	10:24:50.142	1:06.459	19.490	25.995	20.974	87.494	93.465								
2	10:25:54.843	1:04.701	18.036	25.428	21.237	122.236	101.678								
(119) Allan HARROW															
1	10:24:42.356	1:00.257	17.427	23.564	19.266	93.205									
2	10:25:39.105	56.749	16.181	21.597	18.971	136.398	117.526								

Clerk of the Course :

Orbits

Sig : Time :


Chief Timekeeper : Ian Sharp (SMART Timing)

Results available at www.mylaps.com and www.smart-timing.co.uk

www.mylaps.com

Licensed to: SMART Timing

Printed: 03/08/2015 07:55:07

KMSC Cupar Motorcycles Pre-Injection 600**Knockhill 1.267 miles****Race 12a - 3rd Race - Re-Start****02/08/2015 10:05****Race (5 Laps) started at 10:23:35**

Competitors	Laps			
	0	1	2	
Patrick FORMAN (11)	1	11	86	86
Kyle HARPER (84)	2	84	84	84
David McCAFFERTY (48)	3	48	48	89
Alex BASS (89)	4	89	89	11
Russell WILL (86)	5	86	11	48
Brian MARR (88)	6	88	88	88
Douglas BROWN (60)	7	60	60	60
Lewis SHAND (91)	8	91	92	92
Andrew CRAIGMILE (92)	9	92	91	91
Michael CLARK (16)	10	16	16	119
Allan HARROW (119)	11	119	75	16
Barry STEWART (58)	12	58	119	75
James WILKEN (6)	13	6	6	6
Harry PULLAR (75)	14	75	58	58
Fraser CAMERON (73)	15	73	73	73
Cameron ROBB (54)	16	54	54	54
Ross WATTS (199)	17	199	199	199
Ross BEATTIE (35)	18	35	35	35
-	19			
-	20			
-	21			
-	22			
-	23			

KMSC National Motorcycle Racing

KMSC Cupar Motorcycles Pre-Injection 600

Knockhill 1.267 miles

Race 18 - 4th Race

02/08/2015 12:45

Race (10 Laps) started at 12:38:14

POLE POSITION

3 89 Alex BASS	2 84 Kyle HARPER	1 86 Russell WILL	1
6 88 Brian MARR	5 48 David McCAFFERTY	4 11 Patrick FORMAN	2
9 91 Lewis SHAND	8 92 Andrew CRAIGMILE	7 60 Douglas BROWN	3
12 6 James WILKEN	11 75 Harry PULLAR	10 16 Michael CLARK	4
15 54 Cameron ROBB	14 73 Fraser CAMERON	13 58 Barry STEWART	5
18 119 Allan HARROW	17 35 Ross BEATTIE	16 199 Ross WATTS	6
21 21 Michael BURKE	20 79 James ROTHERAY	19 81 Stewart MARR	7
	23 47 Steven HADDOW	22 17 Mike ANDERSON	8

Clerk of the Course :

Orbits

Sig : Time :

Chief Timekeeper : Ian Sharp (SMART Timing)

Results available at www.mylaps.com and www.smart-timing.co.uk

www.mylaps.com

Licensed to: SMART Timing

Printed: 03/08/2015 07:55:42

KMSC National Motorcycle Racing

Sorted on Laps

KMSC Lightweights

Knockhill 1.267 miles

Race 14 - 2nd Race

02/08/2015 10:15

Race (10 Laps) started at 10:36:37

Pos	No.	Name	Make/Model	CC	Class	Laps	Total Tm	Diff	Best Tm	In Lap	Best Speed
1	33	Adrian CLARK	Kawasaki	ER6	SL	10	9:31.144		55.984	3	81.471
2	5	Gillian McGAW	Kawasaki	400	SL	10	9:34.278	3.134	56.054	8	81.370
3	15	Keith DICKIE	Kawasaki	ER6	SL	10	9:34.467	3.323	56.265	4	81.064
4	52	Jason BLACKLOCK	Suzuki	400	F4	10	9:34.551	3.407	55.847	8	81.671
5	31	Torquil PATERSON	Kawasaki	ER6	SL	10	9:34.602	3.458	55.690	4	81.901
6	21	Grant REID	Kawasaki	ER6	SL	10	9:50.867	19.723	57.898	5	78.778
7	4	Alan GIBSON	Suzuki	SV650	SL	10	9:51.943	20.799	58.107	5	78.495
8	71	Neil MASON	Suzuki	SV650	SL	10	10:12.831	41.687	59.375	6	76.818
9	66	Kevin WATRET	Kawasaki	ER6	SL	10	10:16.687	45.543	1:00.152	7	75.826
10	25	Jim PURVIS	Yamaha	FZR400	SL	10	10:17.656	46.512	1:00.330	3	75.602
11	39	Stuart HAMILTON	Kawasaki	FZR400	SL	10	10:17.857	46.713	59.875	7	76.177
12	79	Ashley ROBSON	Kawasaki	ZXR400	SL	10	10:18.188	47.044	1:00.238	10	75.718
13	54	Ryan GIBSON	Kawasaki	ZXR400	SL	10	10:20.502	49.358	1:00.395	7	75.521
14	24	Alex REID	Suzuki	SFC Gladius	SL	10	10:30.131	58.987	1:01.232	3	74.489
15	10	Marc McEWAN	Suzuki	SV650	SL	10	10:33.559	1:02.415	1:01.597	7	74.047
16	17	Michael CRITCHELL	Suzuki	SV650	SL	9	9:34.585	1 Lap	1:02.023	7	73.539
17	77	Steven CRICHTON	Yamaha	FZ600	PCJ	9	10:03.968	1 Lap	1:04.303	7	70.931
18	44	Lewis MURRAY	Yamaha	FZR400	PCJ	9	10:04.131	1 Lap	1:04.063	7	71.197
19	37	Liam CAMPBELL	Honda	CBR400	SL	9	10:30.118	1 Lap	1:07.933	9	67.141
20	88	Ryan FRAME	Honda	RVF400	SL	9	10:30.748	1 Lap	1:07.759	9	67.313
21	11	Lianne MAYHEW	Honda	CBR400	SL	9	10:33.861	1 Lap	1:08.270	9	66.810
22	34	Charles MORRISON	Kawasaki	ZXR400	SL	9	10:36.597	1 Lap	1:08.716	9	66.376

Not classified

DNF	12	Dan JAMES	Suzuki	SV650	SL	8	7:49.044	DNF	56.973	4	80.057
DNF	9	Gordon MURRAY	Suzuki	VFR 750	PCS	7	7:02.884	DNF	58.605	3	77.828
DNS	118	Rod WALKER	Kawasaki	ZXR400	SL			DNS		0	-
DNS	13	Andrew BARTON	Suzuki	SV650	SL			DNS		0	-
DNS	74	Christine WATSON	Honda	CBR400RR	SL			DNS		0	-

Announcements

New Track Record (55.847) for KMSC Formula 400 by Jason BLACKLOCK.

Margin of Victory	Avg. Speed	Best Lap Tm	Best Speed	Best Lap by
3.134	79.859	55.690	81.901	31 - Torquil PATERSON

Clerk of the Course :

Orbits

Sig : Time :

Chief Timekeeper : Ian Sharp (SMART Timing)

www.mylaps.com

Results available at www.mylaps.com and www.smart-timing.co.uk

Licensed to: SMART Timing

Printed: 03/08/2015 07:59:38

KMSC National Motorcycle Racing

KMSC Lightweights

Knockhill 1.267 miles

Race 14 - 2nd Race

02/08/2015 10:15

Race (10 Laps) started at 10:36:37

Lap	Time of Day	Lap Tm	S1	S2	S3	SFSpd	S1Spd
(33) Adrian CLARK							
1	10:37:39.416	57.128	17.146	21.112	18.870	85.706	107.890
2	10:38:35.712	56.296	16.563	21.054	18.679	127.098	105.515
3	10:39:31.696	55.984	16.011	21.204	18.769	128.313	107.717
4	10:40:27.852	56.156	16.200	21.165	18.791	128.559	109.118
5	10:41:24.915	57.063	16.295	21.169	19.599	128.313	109.296
6	10:42:21.774	56.859	16.203			127.824	108.413
7	10:43:18.661	56.887	16.687	21.391	18.809	127.824	107.717
8	10:44:14.915	56.254	16.227	21.098	18.929	127.581	109.118
9	10:45:10.956	56.041	15.963	21.095	18.983	128.559	108.764
10	10:46:08.243	57.287	16.263	21.730	19.294	128.559	109.118

Lap	Time of Day	Lap Tm	S1	S2	S3	SFSpd	S1Spd
(5) Gillian McGAW							
1	10:37:42.156	59.408	17.928			86.257	110.193
2	10:38:39.016	56.860	16.170	21.709	18.981	129.802	111.290
3	10:39:35.610	56.594	16.087	21.610	18.897	130.053	111.846
4	10:40:31.976	56.366	16.179			129.302	111.474
5	10:41:28.277	56.301	16.136			128.559	110.739
6	10:42:24.700	56.423	16.437	21.339	18.647	129.802	109.118
7	10:43:20.999	56.299	16.092	21.367	18.840	130.814	110.922
8	10:44:17.053	56.054	16.027	21.127	18.900	128.068	110.374
9	10:45:13.935	56.882	16.225			127.339	110.374
10	10:46:11.377	57.442	16.310			127.339	110.556

Lap	Time of Day	Lap Tm	S1	S2	S3	SFSpd	S1Spd
(15) Keith DICKIE							
1	10:37:41.296	58.386	17.415	21.972	18.999	87.266	106.015
2	10:38:38.199	56.903	16.389	21.427	19.087	125.435	108.238
3	10:39:35.023	56.824	16.165	21.773	18.886	127.098	108.238
4	10:40:31.288	56.265	16.411	21.086	18.768	125.670	107.890
5	10:41:27.829	56.541	16.301	21.338	18.902	125.201	107.372
6	10:42:24.462	56.633	16.608	21.187	18.838	124.735	108.413
7	10:43:21.588	57.126	16.460	21.793	18.873	124.968	109.653
8	10:44:18.008	56.420	16.347	21.168	18.905	124.968	108.413
9	10:45:14.638	56.630	16.334	21.328	18.968	124.968	108.588
10	10:46:11.566	56.928	16.325	21.240	19.363	124.504	109.474

Lap	Time of Day	Lap Tm	S1	S2	S3	SFSpd	S1Spd
(52) Jason BLACKLOCK							
1	10:37:41.025	58.574	17.330			89.358	109.474
2	10:38:37.999	56.974	16.131			126.142	110.556
3	10:39:35.201	57.202	16.249			128.805	109.653
4	10:40:32.506	57.305	16.555			129.302	106.689
5	10:41:29.589	57.083	16.075	21.150	19.858	128.805	111.474
6	10:42:26.679	57.090	16.328	21.789	18.973	129.053	108.588
7	10:43:23.344	56.665	16.125			129.053	110.193
8	10:44:19.191	55.847	15.997	21.038	18.812	128.313	110.374
9	10:45:15.191	56.000	16.050			128.559	110.556
10	10:46:11.650	56.459	16.036			129.053	112.220

Lap	Time of Day	Lap Tm	S1	S2	S3	SFSpd	S1Spd
(31) Torquill PATERSON							
1	10:37:45.164	1:00.389	18.067	23.084	19.238	97.682	109.118
2	10:38:41.659	56.495	16.539	21.233	18.723	127.581	109.653
3	10:39:37.907	56.248	16.398	21.239	18.611	128.313	109.474
4	10:40:33.597	55.690	16.183	20.848	18.659	128.068	110.012
5	10:41:29.638	56.041	16.230	20.822	18.989	129.302	110.012
6	10:42:26.868	57.230	16.454			129.302	109.118
7	10:43:23.394	56.526	16.207			129.302	108.764
8	10:44:19.378	55.984	16.281	21.028	18.675	128.559	109.832
9	10:45:15.453	56.075	16.105			129.302	110.739
10	10:46:11.701	56.248	16.279	20.937	19.032	128.805	110.556

Lap	Time of Day	Lap Tm	S1	S2	S3	SFSpd	S1Spd
(21) Grant REID							
1	10:37:43.327	59.467	17.585			96.281	111.660
2	10:38:41.585	58.258	16.581			130.306	111.660
3	10:39:39.664	58.079	16.799			127.098	112.220
4	10:40:37.924	58.260	16.441			130.306	112.033
5	10:41:35.822	57.898	16.459			129.302	111.660
6	10:42:34.796	58.974	16.490			130.053	111.660
7	10:43:33.177	58.381	16.686			123.815	110.922
8	10:44:31.342	58.165	16.546			129.302	110.922
9	10:45:29.400	58.058	16.445			128.805	110.922
10	10:46:27.966	58.566	16.703			128.559	109.474

(4) Alan GIBSON							
------------------------	--	--	--	--	--	--	--

Lap	Time of Day	Lap Tm	S1	S2	S3	SFSpd	S1Spd
1	10:37:42.759	59.754	17.766	22.491	19.497	88.183	106.183
2	10:38:41.048	58.289	16.289	22.272	19.728	125.201	107.030
3	10:39:39.178	58.130	16.521			122.459	106.520
4	10:40:37.328	58.150	16.573	22.229	19.348	124.044	106.689
5	10:41:35.435	58.107	16.628			123.360	106.015
6	10:42:34.179	58.744	16.436	22.685	19.623	124.735	106.183
7	10:43:33.579	59.400	17.150			124.044	104.366
8	10:44:31.799	58.220	16.530			125.435	108.064
9	10:45:30.386	58.587	16.455	22.344	19.788	124.968	108.238
10	10:46:29.042	58.656	16.771	22.458	19.427	123.133	105.848

Lap	Time of Day	Lap Tm	S1	S2	S3	SFSpd	S1Spd
(71) Neil MASON							
1	10:37:47.735	1:03.444	18.791			97.257	93.335
2	10:38:47.584	59.849	17.024			126.142	108.588
3	10:39:47.569	59.985	16.865			125.435	104.366
4	10:40:47.030	59.461	17.073			125.435	107.717
5	10:41:46.450	59.420	16.940			125.435	106.015
6	10:42:45.825	59.375	16.789			125.905	106.015
7	10:43:45.378	59.553	17.028			124.273	107.030
8	10:44:47.545	1:02.167	17.368	24.358	20.441	125.670	92.308
9	10:45:49.139	1:01.594	17.440			118.985	106.183
10	10:46:49.930	1:00.791	17.502			118.985	105.349

Lap	Time of Day	Lap Tm	S1	S2	S3	SFSpd	S1Spd
(66) Kevin WATRET							
1	10:37:46.684	1:03.381	18.505	24.711	20.165	89.358	105.848
2	10:38:47.323	1:00.639	17.095	23.662	19.882	121.133	102.926
3	10:39:48.163	1:00.840	16.926			123.133	104.204
4	10:40:49.287	1:01.124	17.344	23.749	20.031	121.572	102.926
5	10:41:49.656	1:00.369	17.098			122.014	101.987
6	10:42:51.000	1:01.344	16.941			122.683	105.349
7	10:43:51.152	1:00.152	16.672	23.329	20.151	122.683	104.856
8	10:44:52.918	1:01.766	17.022			120.697	105.184
9	10:45:53.492	1:00.574	17.157	23.109	20.308	116.912	104.366
10	10:46:53.786	1:00.294	17.017			118.147	105.349

Lap	Time of Day	Lap Tm	S1	S2	S3	SFSpd	S1Spd
(25) Jim PURVIS							
1	10:37:47.805	1:03.833	19.192			86.927	101.832
2	10:38:48.327	1:00.522	16.972	23.320	20.230	123.815	104.043
3	10:39:48.657	1:00.330	16.893			123.587	105.020
4	10:40:49.054	1:00.397	17.034	23.047	20.316	122.459	102.611
5	10:41:49.529	1:00.475	17.115			123.360	103.721
6	10:42:51.095	1:01.566	17.274	23.554	20.738	120.915	103.561
7	10:43:51.620	1:00.525	17.177	23.179	20.169	119.621	104.043
8	10:44:52.918	1:02.206	17.053			122.459	104.204
9	10:45:54.255	1:00.429	17.149	22.847	20.433	122.683	103.882
10	10:46:54.755	1:00.500	16.825	23.210	20.465	122.014	105.184

KMSC National Motorcycle Racing

KMSC Lightweights

Knockhill 1.267 miles

Race 14 - 2nd Race

02/08/2015 10:15

Race (10 Laps) started at 10:36:37

Lap	Time of Day	Lap Tm	S1	S2	S3	SFSpd	S1Spd
3	10:39:50.560	1:00.494	17.232			117.733	104.529
4	10:40:51.677	1:01.117	17.301			118.565	103.561
5	10:41:52.578	1:00.901	17.454			115.903	103.242
6	10:42:52.996	1:00.418	17.875	23.019	19.524	116.103	103.084
7	10:43:53.391	1:00.395	17.383	23.046	19.966	119.196	104.043
8	10:44:54.945	1:01.554	17.816			119.409	102.142
9	10:45:56.563	1:01.618	17.299			117.940	101.678
10	10:46:57.601	1:01.038	17.640			120.049	101.678

Lap	Time of Day	Lap Tm	S1	S2	S3	SFSpd	S1Spd
8	10:45:59.284	1:08.059	19.179	25.831	23.049	111.290	95.731
9	10:47:07.217	1:07.933	19.293			111.846	94.919

(24) Alex REID

1	10:37:49.748	1:05.953	19.751			86.590	96.697
2	10:38:51.391	1:01.643	17.558			121.133	103.084
3	10:39:52.623	1:01.232	17.486			121.352	102.768
4	10:40:54.078	1:01.455	17.499	23.303	20.653	121.133	102.768
5	10:41:56.151	1:02.073	17.692			120.049	100.914
6	10:42:57.725	1:01.574	17.604			118.985	101.987
7	10:43:59.066	1:01.341	17.578	23.272	20.491	120.480	100.914
8	10:45:00.626	1:01.560	17.569	23.461	20.530	120.049	91.179
9	10:46:03.422	1:02.796	17.434			120.480	101.524
10	10:47:07.230	1:03.808	17.703			120.265	101.987

(88) Ryan FRAME

1	10:37:58.646	1:12.040	21.075			75.828	88.183
2	10:39:08.583	1:09.937	19.544			104.692	89.957
3	10:40:16.766	1:08.183	19.001			104.856	
4	10:41:25.634	1:08.868	19.729			104.366	
5	10:42:34.802	1:09.168	19.572			104.204	
6	10:43:43.507	1:08.705	19.405			101.832	
7	10:44:52.311	1:08.804	19.521			106.183	
8	10:46:00.088	1:07.777	19.427			105.020	
9	10:47:07.847	1:07.759	20.189			94.919	

(11) Lianne MAYHEW

1	10:37:56.978	1:11.802	21.598	27.255	22.949	81.540	88.884
2	10:39:06.446	1:09.468	20.173	26.460	22.835	109.296	91.427
3	10:40:16.300	1:09.854	20.250	26.836	22.768	106.520	89.239
4	10:41:25.873	1:09.573	20.395	26.416	22.762	106.859	86.702
5	10:42:34.803	1:08.930	19.584	26.598	22.748	106.859	84.625
6	10:43:43.952	1:09.149	19.604	27.096	22.449	110.556	87.837
7	10:44:52.720	1:08.768	19.624	26.186	22.958	107.890	86.702
8	10:46:02.690	1:09.970	20.949	26.130	22.891	106.351	89.477
9	10:47:10.960	1:08.270	19.991	25.783	22.496	108.413	92.054

(10) Marc McEWAN

1	10:37:50.853	1:06.499	20.783	24.939	20.777	86.927	101.678
2	10:38:53.230	1:02.377	17.694	24.051	20.632	120.265	104.856
3	10:39:55.038	1:01.808	17.564	23.452	20.792	122.683	104.692
4	10:40:57.185	1:02.147	17.500	23.843	20.804	121.133	104.856
5	10:41:59.232	1:02.047	17.476	23.890	20.681	122.014	103.721
6	10:43:01.049	1:01.817	17.700			120.915	103.882
7	10:44:02.646	1:01.597	17.373			121.792	103.242
8	10:45:05.029	1:02.383	17.537			119.196	103.882
9	10:46:07.792	1:02.763	17.838			118.565	101.678
10	10:47:10.658	1:02.866	17.718			117.733	99.566

(34) Charles MORRISON

1	10:37:58.527	1:11.865	21.369	27.578	22.918	76.000	85.379
2	10:39:08.902	1:10.375	20.183	26.253	23.939	107.544	88.767
3	10:40:18.398	1:09.496	19.864	26.700	22.932	102.926	91.802
4	10:41:27.374	1:08.976	19.634	26.035	23.307	104.366	89.716
5	10:42:37.350	1:09.976	20.120	26.772	23.084	104.366	86.927
6	10:43:46.236	1:08.886	20.511	25.829	22.546	103.561	86.035
7	10:44:55.489	1:09.253	20.297	25.758	23.198	105.184	87.494
8	10:46:04.980	1:09.491	20.145	26.014	23.332	101.066	87.952
9	10:47:13.696	1:08.716	19.740	26.156	22.820	102.454	88.416

(17) Michael CRITCHELL

1	10:37:50.693	1:06.528	20.132			86.146	101.987
2	10:38:53.942	1:03.249	18.009			118.775	99.419
3	10:39:56.072	1:02.130	17.503			119.621	99.566
4	10:40:58.783	1:02.711	17.593			120.265	91.802
5	10:42:01.362	1:02.579	17.629			118.147	98.254
6	10:43:03.681	1:02.319	17.755			118.985	98.111
7	10:44:05.704	1:02.023	17.862			118.565	98.833
8	10:45:08.486	1:02.782	17.737			118.356	99.863
9	10:46:11.684	1:03.198	17.951			115.504	98.254

(12) Dan JAMES

1	10:37:41.242	58.373	17.313	21.756	19.304	87.040	107.372
2	10:38:38.537	57.295	16.664	21.596	19.035	124.735	108.064
3	10:39:35.863	57.326	16.350	21.984	18.992	128.068	107.890
4	10:40:32.836	56.973	16.488	21.414	19.071	129.551	108.238
5	10:41:30.106	57.270	16.126			127.339	109.474
6	10:42:28.586	58.480	16.410	22.067	20.003	127.824	107.717
7	10:43:25.950	57.364	16.217	21.713	19.434	122.459	106.859
8	10:44:26.143	1:00.193	16.477	22.588	21.128	127.339	105.848

(77) Steven CRICHTON

1	10:37:56.487	1:10.838	20.680	27.280	22.878	83.467	93.857
2	10:39:03.182	1:06.695	19.162	25.473	22.060	109.474	94.518
3	10:40:09.696	1:06.514	19.324	25.091	22.099	109.296	92.947
4	10:41:15.003	1:05.307	19.035	24.689	21.583	107.890	93.726
5	10:42:20.424	1:05.421	18.808	25.152	21.461	108.413	93.595
6	10:43:25.215	1:04.791	18.957	24.364	21.470	108.764	93.595
7	10:44:29.518	1:04.303	18.772	24.126	21.405	111.474	94.785
8	10:45:35.475	1:05.957	18.959	24.528	22.470	109.118	94.120
9	10:46:41.067	1:05.592	18.622	24.741	22.229	109.474	93.595

(9) Gordon MURRAY

1	10:37:46.427	1:02.969	18.657	23.523	20.789	86.146	102.926
2	10:38:45.130	58.703	16.633	22.268	19.802	126.380	106.183
3	10:39:43.735	58.605	16.738	22.093	19.774	126.142	105.515
4	10:40:42.567	58.832	16.688	22.229	19.915	125.670	106.689
5	10:41:41.387	58.820	16.853			126.618	104.856
6	10:42:40.119	58.732	16.544	22.233	19.955	127.339	106.689
7	10:43:39.983	59.864	17.002	22.896	19.966	125.670	105.349

(44) Lewis MURRAY

1	10:37:57.306	1:11.967	21.864	27.333	22.770	80.658	91.427
2	10:39:06.567	1:09.261	20.079			111.660	92.818
3	10:40:13.117	1:06.550	19.258	24.988	22.304	111.290	93.595
4	10:41:17.877	1:04.760	18.543	24.512	21.705	109.832	93.988
5	10:42:22.753	1:04.876	18.518	24.733	21.625	109.653	94.252
6	10:43:27.027	1:04.274	18.240	24.751	21.283	109.296	93.988
7	10:44:31.090	1:04.063	18.321			111.105	93.726
8	10:45:36.039	1:04.949	18.522	24.070	22.357	110.922	95.868
9	10:46:41.230	1:05.191	18.344	24.642	22.205	110.012	93.335

(37) Liam CAMPBELL

1	10:37:56.739	1:11.960	21.265	27.257	23.438	84.946	95.868
2	10:39:06.143	1:09.404	19.862	26.623	22.919	110.922	96.558
3	10:40:16.049	1:09.906	20.138	26.712	23.056	111.474	94.252
4	10:41:25.025	1:08.976	19.756			111.474	95.053
5	10:42:34.044	1:09.019	19.544	26.543	22.932	112.033	94.120
6	10:43:42.995	1:08.951	19.949	26.309	22.693	112.220	95.053
7	10:44:51.225	1:08.230	19.553	26.009	22.668	112.220	93.988

Clerk of the Course :

Orbits

Sig : Time :

Chief Timekeeper : Ian Sharp (SMART Timing)

www.mylaps.com

Results available at www.mylaps.com and www.smart-timing.co.uk

Licensed to: SMART Timing


KMSC Lightweights

Knockhill 1.267 miles

Race 14 - 2nd Race

02/08/2015 10:15

Race (10 Laps) started at 10:36:37



Competitors	Laps	Laps										
		0	1	2	3	4	5	6	7	8	9	10
Adrian CLARK (33)	1	33	33	33	33	33	33	33	33	33	33	33
Jason BLACKLOCK (52)	2	52	52	52	15	15	15	15	5	5	5	5
Gillian McGAW (5)	3	5	12	15	52	5	5	5	15	15	15	15
Dan JAMES (12)	4	12	15	12	5	52	52	52	52	52	52	52
Keith DICKIE (15)	5	15	5	5	12	12	31	31	31	31	31	31
Alan GIBSON (4)	6	4	4	4	31	31	12	12	12	12	21	21
Kevin WATRET (66)	7	66	21	21	4	4	4	4	21	21	4	4
Stuart HAMILTON (39)	8	39	31	31	21	21	21	21	4	4	71	71
Gordon MURRAY (9)	9	9	9	9	9	9	9	9	9	71	66	66
Ryan GIBSON (54)	10	54	66	66	71	71	71	71	71	66	25	25
Alex REID (24)	11	24	71	71	66	25	25	66	66	25	39	39
Grant REID (21)	12	21	39	25	25	66	66	25	25	39	79	79
Jim PURVIS (25)	13	25	25	39	39	39	39	39	39	79	54	54
Michael CRITCHELL (17)	14	17	54	79	79	79	79	79	79	54	24	24
Neil MASON (71)	15	71	79	54	54	54	54	54	54	24	10	10
Marc McEWAN (10)	16	10	24	24	24	24	24	24	24	10	17	17
Ashley ROBSON (79)	17	79	17	10	10	10	10	10	10	17	77	77
Torquil PATERSON (31)	18	31	10	17	17	17	17	17	17	77	44	44
Liam CAMPBELL (37)	19	37	77	77	77	77	77	77	77	44	37	37
Lianne MAYHEW (11)	20	11	37	37	44	44	44	44	44	37	88	88
Lewis MURRAY (44)	21	44	11	11	37	37	37	37	37	88	11	11
Steven CRICHTON (77)	22	77	44	44	11	88	88	88	88	11	34	34
Ryan FRAME (88)	23	88	34	88	88	11	11	11	11	34		
Charles MORRISON (34)	24	34	88	34	34	34	34	34	34			
-	25											
-	26											
-	27											

KMSC National Motorcycle Racing**Sorted on Laps**

KMSC Superbikes & Shirlaws KMSC Clubman

Knockhill 1.267 miles

Race 15 - 2nd Race

02/08/2015 10:30

Race (10 Laps) started at 10:52:25

Pos	No.	Name	Make/Model	CC	Class	Laps	Total Tm	Diff	Best Tm	In Lap	Best Speed
1	79	Bruce BIRNIE	BMW	S1000RR	SB	10	8:44.391		50.742	8	89.888
2	179	Andrew TASKER	Kawasaki	ZX10R	SB	10	8:48.186	3.795	51.404	5	88.730
3	72	Sean GILFILLAN	Kawasaki	ZX10R	SB	10	8:50.486	6.095	52.043	5	87.641
4	155	Scott SHAND	Honda	CBR 1000RR	SB	10	8:55.975	11.584	52.564	6	86.772
5	84	Darren ROSS	Kawasaki	ZX10R	SB	10	9:00.638	16.247	52.799	2	86.386
6	47	Alan BRYCE	BMW	1000RR	SB	10	9:01.286	16.895	52.699	3	86.550
7	11	Richard HUGHES	BMW	S1000RR	C	10	9:10.217	25.826	53.810	2	84.763
8	63	Kenny PATERSON	BMW	S1000RR	C	10	9:10.476	26.085	53.666	5	84.990
9	71	Gavin JONES	Honda	CBR1000RR	C	10	9:13.310	28.919	53.938	7	84.562
10	119	Kristopher DUNCAN	Kawasaki	ZX6R 600	C	10	9:13.806	29.415	53.889	5	84.639
11	33	Graeme BODEL	BMW	S1000RR	C	10	9:20.324	35.933	54.358	3	83.908
12	12	Neil BROWN	Honda	CBR1000	C	10	9:27.109	42.718	54.290	8	84.013
13	66	Derek BUTCHER	Kawasaki	ZX6R	C	10	9:28.089	43.698	55.189	7	82.645
14	5	Daniel MacLEAN	Honda	CBR600RR	C	10	9:34.454	50.063	55.974	7	81.486
15	69	Rodney SCOTT	BMW	S1000RR	C	10	9:37.488	53.097	55.813	8	81.721
16	54	Gordon DUNCAN	Ducati	Panigale 899	C	9	9:15.664	1 Lap	59.584	3	76.549

Not classified

DNF	94	Greg GILFILLAN	Kawasaki	ZX10R	SB	8	6:58.752	DNF	50.971	8	89.484
DNS	55	Donald MacFADYEN	BMW	S1000RR	SB			DNF		0	-
DNS	75	Charlie BUNYAN	Yamaha	R6 600	C			DNF		0	-
DNS	37	Steven PATERSON	Yamaha	R1	C			DNF		0	-
DNS	50	Tim HASTINGS	Kawasaki	ZX6R 600	SB			DNF		0	-
DNS	36	Graham PATTERSON	Kawasaki	ZX10R	C			DNF		0	-
DNS	34	John DEAN	Suzuki	GSXR 750	SB			DNF		0	-

Margin of Victory	Avg. Speed	Best Lap Tm	Best Speed	Best Lap by
3.795	86.979	50.742	89.888	79 - Bruce BIRNIE

Clerk of the Course :

Orbits

Sig : Time :

Chief Timekeeper : Ian Sharp (SMART Timing)

www.mylaps.com

Results available at www.mylaps.com and www.smart-timing.co.uk

Licensed to: SMART Timing

Printed: 03/08/2015 08:21:28

KMSC National Motorcycle Racing

KMSC Superbikes & Shirlaws KMSC Clubman

Knockhill 1.267 miles

Race 15 - 2nd Race

02/08/2015 10:30

Race (10 Laps) started at 10:52:25

Lap	Time of Day	Lap Tm	S1	S2	S3	SFSpd	S1Spd
(79) Bruce BIRNIE							
1	10:53:24.216	53.025	15.630			98.688	130.814
2	10:54:16.213	51.997	14.828			145.886	133.150
3	10:55:07.993	51.780	14.736			149.460	132.624
4	10:55:59.294	51.301	14.683			146.844	132.886
5	10:56:50.677	51.383	14.492			146.844	132.624
6	10:57:41.909	51.232	14.500			149.128	131.584
7	10:58:33.970	52.061	14.539			145.886	131.584
8	10:59:24.712	50.742	14.473	19.353	16.916	146.844	133.680
9	11:00:16.503	51.791	14.387			146.523	134.484
10	11:01:10.025	53.522	14.846			148.140	129.302

Lap	Time of Day	Lap Tm	S1	S2	S3	SFSpd	S1Spd
(179) Andrew TASKER							
1	10:53:24.016	53.095	15.650	20.037	17.408	94.252	129.802
2	10:54:16.527	52.511	15.323			147.814	128.313
3	10:55:08.396	51.869	14.761			144.008	130.814
4	10:55:59.931	51.535	14.693	19.597	17.245	145.886	130.306
5	10:56:51.335	51.404	14.723	19.429	17.252	142.177	129.551
6	10:57:42.815	51.480	14.691			144.628	130.306
7	10:58:34.668	51.853	14.764			143.699	130.814
8	10:59:26.658	51.990	14.839			143.087	128.313
9	11:00:21.106	54.448	14.990	21.825	17.633	143.087	128.068
10	11:01:13.820	52.714	14.941	20.128	17.645	143.087	128.805

Lap	Time of Day	Lap Tm	S1	S2	S3	SFSpd	S1Spd
(72) Sean GILFILLAN							
1	10:53:25.683	54.402	16.443	20.592	17.367	98.398	130.814
2	10:54:18.065	52.382	14.793			153.917	128.559
3	10:55:10.556	52.491	14.950	20.196	17.345	153.214	130.306
4	10:56:02.732	52.176	14.771			154.626	131.070
5	10:56:54.775	52.043	14.756			153.214	131.070
6	10:57:46.920	52.145	14.762			152.865	130.560
7	10:58:39.056	52.136	14.719			152.171	131.070
8	10:59:31.275	52.219	14.742			153.917	130.306
9	11:00:24.065	52.790	14.843	20.434	17.513	153.214	130.814
10	11:01:16.120	52.055	14.756	19.854	17.445	152.865	129.551

Lap	Time of Day	Lap Tm	S1	S2	S3	SFSpd	S1Spd
(155) Scott SHAND							
1	10:53:25.174	53.774	16.155			94.919	128.313
2	10:54:17.823	52.649	15.219			144.941	130.053
3	10:55:10.480	52.657	15.102			144.628	129.302
4	10:56:03.757	53.277	15.610			143.087	125.435
5	10:56:56.818	53.061	15.006			143.392	127.098
6	10:57:49.382	52.564	14.938			141.279	128.313
7	10:58:41.995	52.613	14.984			142.177	126.857
8	10:59:34.897	52.902	14.900			144.317	127.339
9	11:00:28.356	53.459	15.221			139.808	126.618
10	11:01:21.609	53.253	15.026			139.517	126.380

Lap	Time of Day	Lap Tm	S1	S2	S3	SFSpd	S1Spd
(84) Darren ROSS							
1	10:53:26.195	54.760	15.865	21.320	17.575	102.926	129.302
2	10:54:19.488	52.799	14.982	20.357	17.460	145.570	134.215
3	10:55:12.066	53.072	14.947			146.204	126.618
4	10:56:05.447	53.381	15.052	20.639	17.690	145.255	124.968
5	10:56:58.853	53.406	15.001	20.561	17.844	144.317	127.339
6	10:57:52.064	53.211	15.264	20.288	17.659	138.652	132.362
7	10:58:45.063	52.999	15.045	20.373	17.581	149.794	130.053
8	10:59:37.872	52.809	14.924	20.159	17.726	148.797	129.802
9	11:00:32.910	55.038	15.410	21.875	17.753	144.628	127.098
10	11:01:26.272	53.362	15.241	20.442	17.679	145.255	128.313

Lap	Time of Day	Lap Tm	S1	S2	S3	SFSpd	S1Spd
(47) Alan BRYCE							
1	10:53:26.584	55.360	16.852	20.891	17.617	98.833	130.053
2	10:54:19.488	52.904	15.269	20.226	17.409	146.204	126.142
3	10:55:12.187	52.699	14.916	20.283	17.500	146.523	132.102
4	10:56:05.632	53.445	15.147			142.479	131.584
5	10:56:58.773	53.141	15.008	20.689	17.444	138.366	131.326
6	10:57:51.780	53.007	14.916			144.008	126.142
7	10:58:45.373	53.593	15.545			145.570	129.802
8	10:59:38.478	53.105	15.174	20.413	17.518	138.939	131.326
9	11:00:33.445	54.967	15.045	22.350	17.572	143.392	127.339
10	11:01:26.920	53.475	15.087	20.583	17.805	144.008	125.435

(11) Richard HUGHES							
----------------------------	--	--	--	--	--	--	--

Lap	Time of Day	Lap Tm	S1	S2	S3	SFSpd	S1Spd
(63) Kenny PATERSON							
1	10:53:27.836	56.106	16.729			102.768	124.504
2	10:54:21.646	53.810	15.243	20.811	17.756	141.577	127.824
3	10:55:15.716	54.070	15.201			145.886	128.313
4	10:56:09.599	53.883	15.478	20.759	17.646	139.808	124.968
5	10:57:03.623	54.024	15.553			139.808	125.670
6	10:57:57.893	54.270	15.549			138.366	124.968
7	10:58:52.225	54.332	15.634	20.740	17.958	136.954	122.014
8	10:59:46.163	53.938	15.359			140.099	126.618
9	11:00:41.277	55.114	15.484			137.798	126.618
10	11:01:35.851	54.574	15.363			143.087	122.014

Lap	Time of Day	Lap Tm	S1	S2	S3	SFSpd	S1Spd
(71) Gavin JONES							
1	10:53:29.051	56.732	17.344			96.836	121.352
2	10:54:23.224	54.173	15.217	20.903	18.053	146.523	125.905
3	10:55:17.957	54.733	15.459	20.964	18.310	142.177	125.201
4	10:56:11.989	54.032	15.532	20.511	17.989	142.479	125.905
5	10:57:05.655	53.666	15.330	20.410	17.926	143.087	128.068
6	10:57:59.774	54.119	15.402	20.771	17.946	143.699	126.857
7	10:58:53.585	53.811	15.599	20.446	17.766	140.392	127.339
8	10:59:47.310	53.725	15.365	20.559	17.801	140.392	127.339
9	11:00:41.694	54.384	15.271	21.192	17.921	140.982	125.670
10	11:01:36.110	54.416	15.175	21.289	17.952	141.279	123.587

Lap	Time of Day	Lap Tm	S1	S2	S3	SFSpd	S1Spd
(72) Sean GILFILLAN							
1	10:53:28.500	57.018	17.441	21.433	18.144	100.762	126.142
2	10:54:23.907	55.407	15.964	21.263	18.180	150.804	123.360
3	10:55:18.557	54.650	15.446	21.054	18.150	144.628	127.098
4	10:56:12.820	54.263	15.387	20.681	18.195	145.570	126.618
5	10:57:06.871	54.051	15.145	20.859	18.047	144.941	128.559
6	10:58:00.860	53.989	15.449	20.555	17.985	147.166	126.380
7	10:58:54.798	53.938	15.270	20.696	17.972	146.844	127.098
8	10:59:48.912	54.114	15.128	20.825	18.161	146.523	128.805
9	11:00:43.344	54.432	15.239	21.154	18.039	147.166	127.581
10	11:01:38.944	55.600	15.374	21.967	18.259	146.523	128.068

Lap	Time of Day	Lap Tm	S1	S2	S3	SFSpd	S1Spd
(119) Kristopher DUNCAN							
1	10:53:28.999	56.773	17.272			102.142	122.908
2	10:54:24.201	55.202	15.935	21.091	18.176	142.479	123.360
3	10:55:18.792	54.591	15.401	21.088	18.102	143.392	124.273
4	10:56:13.163	54.371	15.446	20.857	18.068	143.087	125.201
5	10:57:07.052	53.889	15.318	20.731	17.840	141.279	125.435
6	10:58:01.270	54.218	15.476			143.087	125.905
7	10:58:55.398	54.128	15.439			140.982	125.201
8	10:59:49.747	54.349	15.396			142.782	125.905
9	11:00:43.955	54.208	15.428			141.577	124.735
10	11:01:39.440	55.485	15.401	21.616	18.468	144.317	

KMSC National Motorcycle Racing

KMSC Superbikes & Shirlaws KMSC Clubman

Knockhill 1.267 miles

Race 15 - 2nd Race

02/08/2015 10:30

Race (10 Laps) started at 10:52:25

Lap	Time of Day	Lap Tm	S1	S2	S3	SFSpd	S1Spd	Lap	Time of Day	Lap Tm	S1	S2	S3	SFSpd	S1Spd
3	10:55:24.132	55.761	15.760	21.542	18.459	142.782	123.587								
4	10:56:20.056	55.924	15.506	21.453	18.965	144.008	124.735								
5	10:57:16.562	56.506	16.036	21.943	18.527	139.227	116.304								
6	10:58:12.492	55.930	15.721	21.327	18.882	140.687	121.572								
7	10:59:07.681	55.189	15.687	21.103	18.399	132.886	122.459								
8	11:00:03.013	55.332	15.684	21.256	18.392	143.392	123.360								
9	11:00:58.229	55.216	15.609	21.160	18.447	141.877	125.201								
10	11:01:53.723	55.494	15.714	21.342	18.438	141.877	123.815								

(5) Daniel MacLEAN

1	10:53:32.342	59.336	17.878	22.573	18.885	103.561	120.697
2	10:54:29.558	57.216	16.359	22.024	18.833	137.516	121.352
3	10:55:25.720	56.162	16.213	21.277	18.672	133.947	121.133
4	10:56:22.158	56.438	16.313	21.364	18.761	135.298	121.792
5	10:57:18.668	56.510	16.219	21.410	18.881	125.905	122.014
6	10:58:15.488	56.820	16.328	21.780	18.712	131.584	122.683
7	10:59:11.462	55.974	15.886	21.522	18.566	138.081	122.683
8	11:00:07.474	56.012	16.104	21.250	18.658	132.886	122.908
9	11:01:03.804	56.330	16.041	21.615	18.674	135.845	122.683
10	11:02:00.088	56.284	16.009	21.538	18.737	136.954	121.792

(69) Rodney SCOTT

1	10:53:31.623	59.618	17.900			97.967	114.910
2	10:54:28.730	57.107	16.701			137.234	118.985
3	10:55:26.694	57.964	17.813	21.734	18.417	138.939	125.905
4	10:56:22.546	55.852	16.205	21.559	18.088	136.675	126.380
5	10:57:18.411	55.865	16.326	21.438	18.101	135.571	128.068
6	10:58:14.778	56.367	16.204	21.747	18.416	141.577	128.559
7	10:59:10.905	56.127	15.981			135.025	128.559
8	11:00:06.718	55.813	16.003	21.415	18.395	133.680	132.624
9	11:01:04.841	58.123	16.550	23.028	18.545	144.941	117.321
10	11:02:03.122	58.281	16.245	22.640	19.396	136.121	124.735

(54) Gordon DUNCAN

1	10:53:34.795	1:02.036	17.797	24.657	19.582	105.848	111.846
2	10:54:35.037	1:00.242	16.831	23.866	19.545	142.177	114.910
3	10:55:34.621	59.584	16.351	23.689	19.544	139.517	112.033
4	10:56:34.815	1:00.194	16.693	23.590	19.911	134.484	111.290
5	10:57:34.521	59.706	16.834	23.249	19.623	131.584	115.504
6	10:58:34.829	1:00.308	16.822			135.298	106.015
7	10:59:34.627	59.798	17.020	23.343	19.435	129.053	109.653
8	11:00:39.810	1:05.183	17.636			139.227	109.832
9	11:01:41.298	1:01.488	16.693	24.109	20.686	133.680	110.739

(94) Greg GILFILLAN

1	10:53:23.882	53.085	15.557	20.043	17.485	97.540	128.559
2	10:54:15.999	52.117	14.831	19.956	17.330	153.917	129.302
3	10:55:07.812	51.813	14.748	19.857	17.208	152.517	129.802
4	10:55:59.003	51.191	14.618	19.473	17.100	151.827	131.070
5	10:56:50.440	51.437	14.534	19.602	17.301	152.171	130.306
6	10:57:41.708	51.268	14.602	19.465	17.201	152.517	131.070
7	10:58:33.415	51.707	14.437	19.476	17.794	151.827	131.326
8	10:59:24.386	50.971	14.523	19.312	17.136	150.804	132.624

Clerk of the Course :

Orbits

Sig : Time :

Chief Timekeeper : Ian Sharp (SMART Timing)

Results available at www.mylaps.com and www.smart-timing.co.uk

www.mylaps.com

Licensed to: SMART Timing

Printed: 03/08/2015 08:02:30

Page 2/2


KMSC Superbikes & Shirlaws KMSC Clubman

Knockhill 1.267 miles

Race 15 - 2nd Race

02/08/2015 10:30

Race (10 Laps) started at 10:52:25



Competitors	Laps											
	0	1	2	3	4	5	6	7	8	9	10	
Greg GILFILLAN (94)	1	94	94	94	94	94	94	94	94	94	79	79
Andrew TASKER (179)	2	179	179	79	79	79	79	79	79	79	179	179
Bruce BIRNIE (79)	3	79	79	179	179	179	179	179	179	179	72	72
Alan BRYCE (47)	4	47	155	155	155	72	72	72	72	72	155	155
Sean GILFILLAN (72)	5	72	72	72	72	155	155	155	155	155	84	84
Scott SHAND (155)	6	155	84	84	84	84	47	47	84	84	47	47
Darren ROSS (84)	7	84	47	47	47	47	84	84	47	47	11	11
Gavin JONES (71)	8	71	11	11	11	11	11	11	11	11	63	63
Richard HUGHES (11)	9	11	71	63	63	63	63	63	63	63	71	71
Graeme BODEL (33)	10	33	119	71	71	71	71	71	71	71	119	119
Rodney SCOTT (69)	11	69	63	119	119	119	119	119	119	119	33	33
Kristopher DUNCAN (119)	12	119	33	33	33	33	33	33	33	33	12	12
Kenny PATERSON (63)	13	63	12	66	66	66	66	12	12	12	66	66
Neil BROWN (12)	14	12	69	69	5	12	12	66	66	66	5	5
Gordon DUNCAN (54)	15	54	66	5	69	5	69	69	69	69	69	69
Daniel MacLEAN (5)	16	5	5	12	12	69	5	5	5	5	5	54
Derek BUTCHER (66)	17	66	54	54	54	54	54	54	54	54		
-	18											
-	19											
-	20											
-	21											
-	22											
-	23											

KMSC National Motorcycle Racing

Sorted on Laps

KMSC 125's

Knockhill 1.267 miles

Race 16 - 3rd Race

02/08/2015 10:45

Race (10 Laps) started at 11:10:23

Pos	No.	Name	Make/Model	CC	Class	Laps	Total Tm	Diff	Best Tm	In Lap	Best Speed
1	11	Lewis PATERSON	Aprilia	RS125	F125	10	11:08.266		1:04.989	10	70.183
2	27	James McLAREN	Aprilia	RS125	F125	10	11:08.397	0.131	1:05.245	6	69.907
3	88	Lewis NICOL	Aprilia	RS125	F125	10	11:28.229	19.963	1:07.321	6	67.751
4	21	Marc GIBSON	Aprilia	RS125	F125	10	11:48.889	40.623	1:08.356	9	66.726
5	9	Rishon HICKEY	Aprilia	125	F125	10	11:51.262	42.996	1:09.113	7	65.995
6	47	Joel BAVIDGE	Aprilia	RS125	F125	10	12:18.309	1:10.043	1:12.476	10	62.932
7	15	Finlay MILNE	Aprilia	125	F125	9	12:11.003	1 Lap	1:18.721	9	57.940
Not classified											
DNF	23	Oliver WALTERS	Aprilia	RS125	F125	1	1:32.041	DNF	1:23.397	1	54.691
DNS	7	Josh HODGE	Metrakit	70	F125			DNS		0	-

Margin of Victory	Avg. Speed	Best Lap Tm	Best Speed	Best Lap by
0.131	68.253	1:04.989	70.183	11 - Lewis PATERSON

Clerk of the Course :

Orbits

Sig : Time :

Chief Timekeeper : Ian Sharp (SMART Timing)

www.mylaps.com

Results available at www.mylaps.com and www.smart-timing.co.uk

Licensed to: SMART Timing

Printed: 03/08/2015 07:41:55

KMSC National Motorcycle Racing

KMSC 125's

Knockhill 1.267 miles

Race 16 - 3rd Race

02/08/2015 10:45

Race (10 Laps) started at 11:10:23

Lap	Time of Day	Lap Tm	S1	S2	S3	SFSpd	S1Spd	Lap	Time of Day	Lap Tm	S1	S2	S3	SFSpd	S1Spd
(11) Lewis PATERSON															
1	11:11:38.120	1:08.323	20.274			69.183	82.747	1	11:11:56.830	1:22.271	24.726			57.901	71.089
2	11:12:44.734	1:06.614	19.101			98.111	83.157	2	11:13:17.026	1:20.196	23.465	30.125	26.606	82.442	69.686
3	11:13:50.948	1:06.214	19.121	24.862	22.231	99.272	83.467	3	11:14:36.730	1:19.704	23.223	29.836	26.645	83.260	69.614
4	11:14:57.168	1:06.220	19.068	24.854	22.298	99.125	83.467	4	11:15:57.358	1:20.628	23.283			82.139	68.547
5	11:16:04.351	1:07.183	19.038			100.011	83.260	5	11:17:17.349	1:19.991	22.626	30.228	27.137	85.379	69.041
6	11:17:10.679	1:06.328	19.078	25.033	22.217	98.688	84.412	6	11:18:36.426	1:19.077	22.705	29.857	26.515	83.157	69.542
7	11:18:16.054	1:05.375	18.909			100.161	83.260	7	11:19:56.568	1:20.142	22.537			85.379	68.617
8	11:19:21.567	1:05.513	19.016			100.762	83.675	8	11:21:15.886	1:19.318	22.938			83.571	68.060
9	11:20:26.881	1:05.314	19.070			101.218	84.412	9	11:22:34.607	1:18.721	22.660			83.054	68.130
10	11:21:31.870	1:04.989	18.908	24.140	21.941	101.371	83.989	(23) Oliver WALTERS							
								1	11:11:55.645	1:23.397	25.212	30.285	27.900	58.253	72.943
(27) James McLAREN															
1	11:11:38.814	1:07.884	20.679			67.991	83.571								
2	11:12:44.835	1:06.021	19.081			99.272	84.095								
3	11:13:51.104	1:06.269	19.095			97.967	83.467								
4	11:14:57.236	1:06.132	19.058			98.398	82.139								
5	11:16:03.414	1:06.178	19.067			97.824	82.849								
6	11:17:08.659	1:05.245	19.002			96.976									
7	11:18:15.056	1:06.397	19.211			96.976	81.639								
8	11:19:21.058	1:06.002	19.179			96.976									
9	11:20:26.664	1:05.606	19.094			96.836	82.341								
10	11:21:32.001	1:05.337	19.190			96.697	82.442								
(88) Lewis NICOL															
1	11:11:40.516	1:09.477	21.288			70.714	81.048								
2	11:12:48.606	1:08.090	19.759			98.111	81.839								
3	11:13:56.314	1:07.708	19.957	25.469	22.282	98.543	81.146								
4	11:15:04.516	1:08.202	20.013			97.967	81.343								
5	11:16:12.425	1:07.909	20.127			97.824	80.081								
6	11:17:19.746	1:07.321	19.664	25.395	22.262	97.540	82.442								
7	11:18:27.445	1:07.699	19.893			98.833	81.739								
8	11:19:35.501	1:08.056	20.074			97.967	80.755								
9	11:20:43.171	1:07.670	19.933			97.682	81.739								
10	11:21:51.833	1:08.662	19.886			98.254	81.739								
(21) Marc GIBSON															
1	11:11:42.496	1:11.103	22.122			63.851	81.343								
2	11:12:51.579	1:09.083	20.432			96.005	81.146								
3	11:14:01.090	1:09.511	20.637			95.731	80.368								
4	11:15:13.092	1:12.002	21.538			93.857	77.313								
5	11:16:23.099	1:10.007	20.900			96.005	78.950								
6	11:17:33.485	1:10.386	21.349			94.385	75.487								
7	11:18:42.436	1:08.951	20.335			95.731	80.272								
8	11:19:54.042	1:11.606	20.677			93.988	80.081								
9	11:21:02.398	1:08.356	20.315			95.731	77.941								
10	11:22:12.493	1:10.095	20.616			93.857	79.795								
(9) Rishon HICKEY															
1	11:11:42.516	1:12.052	21.463			66.840	82.645								
2	11:12:53.604	1:11.088	20.576			98.111	80.368								
3	11:14:03.847	1:10.243	20.258			99.714	79.230								
4	11:15:13.717	1:09.870	20.242			96.976	79.700								
5	11:16:23.726	1:10.009	20.437			99.419	79.700								
6	11:17:33.335	1:09.609	20.172			99.272									
7	11:18:42.448	1:09.113	19.706			99.272	80.081								
8	11:19:53.059	1:10.611	19.945			95.731									
9	11:21:02.442	1:09.383	19.988			98.398	78.397								
10	11:22:14.866	1:12.424	21.684			96.005	64.034								
(47) Joel BAVIDGE															
1	11:11:46.382	1:14.761	22.497	27.551	24.713	64.095	78.305								
2	11:12:58.988	1:12.606	20.961	27.020	24.625	89.358	76.519								
3	11:14:13.006	1:14.018	21.172	27.742	25.104	89.002	75.572								
4	11:15:25.878	1:12.872	20.664	27.511	24.697	88.416	75.742								
5	11:16:38.382	1:12.504	20.724			88.767	76.432								
6	11:17:50.878	1:12.496	20.775			88.884	75.064								
7	11:19:04.061	1:13.183	20.611	27.007	25.565	88.532	74.981								
8	11:20:16.815	1:12.754	20.719	27.218	24.817	87.380	75.914								
9	11:21:29.437	1:12.622	20.637	27.370	24.615	88.183	75.914								
10	11:22:41.913	1:12.476	20.841	26.889	24.746	87.837	75.742								
(15) Finlay MILNE															

Clerk of the Course :

Orbits

Sig : Time :

Chief Timekeeper : Ian Sharp (SMART Timing)

www.mylaps.com

Results available at www.mylaps.com and www.smart-timing.co.uk

Licensed to: SMART Timing

Printed: 03/08/2015 07:42:07


KMSC 125's

Knockhill 1.267 miles

Race 16 - 3rd Race

02/08/2015 10:45

Race (10 Laps) started at 11:10:23



Competitors	Laps											
	0	1	2	3	4	5	6	7	8	9	10	
Lewis PATERSON (11)	1	11	11	11	11	11	27	27	27	27	27	11
Rishon HICKEY (9)	2	9	27	27	27	27	11	11	11	11	11	27
James McLAREN (27)	3	27	88	88	88	88	88	88	88	88	88	88
Lewis NICOL (88)	4	88	21	21	21	21	21	9	21	9	21	21
Marc GIBSON (21)	5	21	9	9	9	9	9	21	9	21	9	9
Joel BAVIDGE (47)	6	47	47	47	47	47	47	47	47	47	47	47
Oliver WALTERS (23)	7	23	23	15	15	15	15	15	15	15	15	
Finlay MILNE (15)	8	15	15									
-	9											

KMSC National Motorcycle Racing

KMSC 125's

Knockhill 1.267 miles

Race 21 - 4th Race

02/08/2015 13:30

Race (10 Laps) started at 13:29:58

POLE POSITION

3
88 Lewis NICOL

2
27 James McLAREN

1
11 Lewis PATERSON

6
47 Joel BAVIDGE

5
9 Rishon HICKEY

4
21 Marc GIBSON

9
7 Josh HODGE

8
23 Oliver WALTERS

7
15 Finlay MILNE

1
2
3

Clerk of the Course :

Orbits

Sig : Time :

Chief Timekeeper : Ian Sharp (SMART Timing)

Results available at www.mylaps.com and www.smart-timing.co.uk

www.mylaps.com

Licensed to: SMART Timing

Printed: 03/08/2015 07:42:42

KMSC National Motorcycle Racing**Sorted on Laps**

Scottish Championship Superstock 600

Knockhill 1.267 miles

Race 17 - 2nd Race

02/08/2015 12:30

Race (10 Laps) started at 12:21:40

Pos	No.	Name	Make/Model	CC	Class	Laps	Total Tm	Diff	Best Tm	In Lap	Best Speed
1	8	Lewis ROLLO	Kawasaki	ZXR 600	S6	10	9:50.713		57.426	9	79.426
2	99	Callum GRIGOR	Kawasaki	ZX6R 600	S6	10	9:55.110	4.397	57.990	8	78.653
3	28	Paul BOWERBANK	Kawasaki	ZX6R 600	S6	10	10:01.739	11.026	58.622	7	77.805
4	45	Ewan GRAY	Kawasaki	ZX6R 600	S6	10	10:12.723	22.010	59.525	5	76.625
5	7	Jodie CHALK	Triumph	675	S6	10	10:26.892	36.179	1:00.597	10	75.269
6	19	Kristopher DUNCAN	Kawasaki	ZX6R	S6	10	10:27.398	36.685	1:00.579	10	75.292
7	32	Matthew KERR	Yamaha	R6 600	S6	10	10:30.523	39.810	1:01.054	9	74.706
8	27	Andrew DONALD	Yamaha	R6 600	S6	10	10:46.825	56.112	1:02.000	8	73.566
9	50	Barry GARRETT	Suzuki	GSXR	S6	10	10:54.671	1:03.958	1:03.717	7	71.584
10	5	Daniel MacLEAN	Honda	CBR600RR	S6	9	9:51.382	1 Lap	1:03.834	8	71.452
11	63	Chris EASTWOOD	Suzuki	GSXR600	S6	9	10:49.963	1 Lap	1:10.633	7	64.575
Not classified											
DNS	93	Kyle DUNCAN	Kawasaki	ZX6R 600	S6			DNS		0	-

Margin of Victory	Avg. Speed	Best Lap Tm	Best Speed	Best Lap by
4.397	77.213	57.426	79.426	8 - Lewis ROLLO

Clerk of the Course :

Orbits

Sig : Time :

Chief Timekeeper : Ian Sharp (SMART Timing)

www.mylaps.com

Results available at www.mylaps.com and www.smart-timing.co.uk

Licensed to: SMART Timing

Printed: 03/08/2015 08:31:02

KMSC National Motorcycle Racing

Scottish Championship Superstock 600

Knockhill 1.267 miles

Race 17 - 2nd Race

02/08/2015 12:30

Race (10 Laps) started at 12:21:40

Lap	Time of Day	Lap Tm	S1	S2	S3	SFSpd	S1Spd
(8) Lewis ROLLO							
1	12:22:46.981	1:00.966	17.591	23.099	20.276	91.427	119.196
2	12:23:46.810	59.829	16.793	22.998	20.038	134.754	119.196
3	12:24:45.469	58.659	16.358	22.526	19.775	138.652	117.940
4	12:25:43.500	58.031	16.257	22.311	19.463	138.366	119.621
5	12:26:41.050	57.550	16.040	22.093	19.417	139.517	121.133
6	12:27:39.544	58.494	16.252			137.798	120.697
7	12:28:37.800	58.256	16.351	22.239	19.666	137.234	118.147
8	12:29:35.488	57.688	16.183	21.988	19.517	138.366	119.621
9	12:30:32.914	57.426	16.143	21.919	19.364	137.516	120.480
10	12:31:31.592	58.678	15.973	22.113	20.592	140.099	120.049

Lap	Time of Day	Lap Tm	S1	S2	S3	SFSpd	S1Spd
(99) Callum GRIGOR							
1	12:22:47.737	1:01.405	17.972	23.700	19.733	87.040	118.985
2	12:23:47.067	59.330	16.754			134.484	119.196
3	12:24:46.307	59.240	16.661	23.049	19.530	130.560	118.356
4	12:25:44.936	58.629	16.431			136.121	119.409
5	12:26:43.738	58.802	16.665	22.689	19.448	133.947	117.526
6	12:27:43.151	59.413	16.729	23.301	19.383	131.070	118.147
7	12:28:41.495	58.344	16.409	22.781	19.154	136.398	118.775
8	12:29:39.485	57.990	16.283	22.541	19.166	135.845	119.409
9	12:30:37.492	58.007	16.317	22.622	19.068	135.298	118.985
10	12:31:35.989	58.497	16.414	22.810	19.273	131.584	119.835

Lap	Time of Day	Lap Tm	S1	S2	S3	SFSpd	S1Spd
(28) Paul BOWERBANK							
1	12:22:47.277	1:00.808	17.411	23.279	20.118	90.686	120.049
2	12:23:46.909	59.632	16.722	23.085	19.825	136.954	119.835
3	12:24:46.274	59.365	16.603	22.984	19.778	131.326	119.621
4	12:25:46.777	1:00.503	17.395	23.393	19.715	133.415	120.265
5	12:26:46.365	59.588	16.595	23.266	19.727	138.081	119.621
6	12:27:46.258	59.893	16.724	23.180	19.989	138.366	118.565
7	12:28:44.880	58.622	16.369	22.758	19.495	140.099	120.915
8	12:29:43.664	58.784	16.496	22.848	19.440	138.652	121.352
9	12:30:42.856	59.192	16.481	23.054	19.657	139.517	119.835
10	12:31:42.618	59.762	16.554	23.248	19.960	138.366	121.572

Lap	Time of Day	Lap Tm	S1	S2	S3	SFSpd	S1Spd
(45) Ewan GRAY							
1	12:22:51.108	1:04.390	18.597	24.804	20.989	88.183	118.147
2	12:23:51.884	1:00.776	17.185	23.453	20.138	133.415	114.323
3	12:24:51.726	59.842	16.897	22.853	20.092	127.824	115.703
4	12:25:51.843	1:00.117	17.074	22.977	20.066	128.068	116.709
5	12:26:51.368	59.525	16.733	22.962	19.830	130.814	118.775
6	12:27:51.263	59.895	16.941	23.055	19.899	126.380	116.304
7	12:28:52.422	1:01.159	16.974	24.189	19.996	129.053	114.714
8	12:29:52.458	1:00.036	16.946			125.201	116.304
9	12:30:52.579	1:00.121	16.890			128.559	112.597
10	12:31:53.602	1:01.023	16.894			124.044	112.597

Lap	Time of Day	Lap Tm	S1	S2	S3	SFSpd	S1Spd
(7) Jodie CHALK							
1	12:22:51.330	1:04.761	18.848	25.125	20.788	80.853	113.935
2	12:23:53.251	1:01.921	17.491	24.350	20.080	127.581	114.129
3	12:24:54.617	1:01.366	17.213	24.087	20.066	125.905	117.526
4	12:25:55.894	1:01.277	16.942	24.127	20.208	128.313	115.504
5	12:26:58.060	1:02.166	17.257	24.627	20.282	125.905	114.714
6	12:28:00.417	1:02.357	17.340	24.619	20.398	124.273	115.703
7	12:29:02.927	1:02.510	17.307	24.965	20.238	128.805	110.739
8	12:30:05.926	1:02.999	17.253	25.306	20.440	127.098	111.660
9	12:31:07.174	1:01.248	17.310	23.896	20.042	130.053	115.504
10	12:32:07.771	1:00.597	16.837	23.908	19.852	129.802	117.116

Lap	Time of Day	Lap Tm	S1	S2	S3	SFSpd	S1Spd
(19) Kristopher DUNCAN							
1	12:22:51.090	1:04.594	18.597			92.562	114.518
2	12:23:54.366	1:03.276	18.000	24.732	20.544	130.306	114.910
3	12:24:57.081	1:02.715	17.595	24.292	20.828	129.053	118.147
4	12:25:59.355	1:02.274	17.544	24.173	20.557	129.551	117.733
5	12:27:01.304	1:01.949	17.398			128.313	117.526
6	12:28:03.105	1:01.801	17.393	23.997	20.411	128.559	115.903
7	12:29:04.000	1:00.895	17.093			129.551	117.526
8	12:30:06.465	1:02.465	17.013	24.714	20.738	129.302	118.356
9	12:31:07.698	1:01.233	17.147	23.981	20.105	126.380	118.565
10	12:32:08.277	1:00.579	17.027			127.339	117.526

Lap	Time of Day	Lap Tm	S1	S2	S3	SFSpd	S1Spd
(32) Matthew KERR							

Lap	Time of Day	Lap Tm	S1	S2	S3	SFSpd	S1Spd
1	12:22:52.143	1:05.260	19.118	24.976	21.166	94.518	116.103
2	12:23:55.525	1:03.382	17.783	24.927	20.672	127.098	114.518
3	12:24:58.581	1:03.056	17.793	24.469	20.794	131.842	114.323
4	12:26:01.292	1:02.711	17.637			130.560	116.912
5	12:27:03.842	1:02.550	17.679	24.431	20.440	129.302	117.526
6	12:28:05.698	1:01.856	17.225	24.147	20.484	134.754	117.116
7	12:29:07.558	1:01.860	17.085	24.212	20.563	136.398	117.940
8	12:30:09.065	1:01.507	17.159	23.900	20.448	135.025	114.129
9	12:31:10.119	1:01.054	17.364	23.498	20.192	130.814	115.107
10	12:32:11.402	1:01.283	17.141	23.766	20.376	134.215	116.506

Lap	Time of Day	Lap Tm	S1	S2	S3	SFSpd	S1Spd
(27) Andrew DONALD							
1	12:22:56.044	1:08.733	20.481	26.937	21.315	84.732	94.385
2	12:23:59.772	1:03.728	17.726	25.362	20.640	130.053	111.290
3	12:25:04.761	1:04.989	17.971	25.765	21.253	131.070	111.290
4	12:26:09.230	1:04.469	17.835	25.791	20.843	126.380	111.660
5	12:27:14.203	1:04.973	17.995	26.001	20.977	131.584	102.298
6	12:28:17.772	1:03.569	17.897	25.292	20.380	128.805	108.238
7	12:29:20.070	1:02.298	17.422	24.523	20.353	130.053	114.323
8	12:30:22.070	1:02.000	17.379	24.241	20.380	131.842	115.703
9	12:31:24.880	1:02.810	17.304	24.978	20.528	130.306	107.201
10	12:32:27.704	1:02.824	17.370	25.037	20.417	126.618	115.903

Lap	Time of Day	Lap Tm	S1	S2	S3	SFSpd	S1Spd
(50) Barry GARRETT							
1	12:22:53.855	1:06.640	19.033			96.697	111.660
2	12:23:59.352	1:05.497	18.265	25.755	21.477	120.915	113.742
3	12:25:04.359	1:05.007	17.808	25.755	21.444	126.142	111.474
4	12:26:08.924	1:04.565	17.778	25.451	21.336	124.504	114.323
5	12:27:13.846	1:04.922	18.073			126.380	112.408
6	12:28:18.651	1:04.805	18.111	25.720	20.974	123.587	112.976
7	12:29:22.368	1:03.717	18.128	24.723	20.866	129.302	113.935
8	12:30:27.110	1:04.742	17.684			125.905	114.129
9	12:31:31.235	1:04.125	17.958	24.952	21.215	131.842	113.166
10	12:32:35.550	1:04.315	17.850			129.053	112.597

Lap	Time of Day	Lap Tm	S1	S2	S3	SFSpd	S1Spd
(5) Daniel MacLEAN							
1	12:22:55.908	1:08.656	20.465	26.069	22.122	91.677	109.832
2	12:24:01.600	1:05.692	18.639	25.625	21.428	120.265	114.323
3	12:25:06.625	1:05.025	18.278	25.342	21.405	122.014	113.357
4	12:26:11.218	1:04.593	18.221	25.274	21.098	120.265	113.357
5	12:27:15.358	1:04.140	17.909	25.185</			


Scottish Championship Superstock 600

Knockhill 1.267 miles

Race 17 - 2nd Race

02/08/2015 12:30

Race (10 Laps) started at 12:21:40



Competitors	Laps											
	0	1	2	3	4	5	6	7	8	9	10	
Lewis ROLLO (8)	1	8	8	8	8	8	8	8	8	8	8	8
Callum GRIGOR (99)	2	99	28	28	28	99	99	99	99	99	99	99
Paul BOWERBANK (28)	3	28	99	99	99	28	28	28	28	28	28	28
Kristopher DUNCAN (19)	4	19	19	45	45	45	45	45	45	45	45	45
Jodie CHALK (7)	5	7	45	7	7	7	7	7	7	7	7	7
Ewan GRAY (45)	6	45	7	19	19	19	19	19	19	19	19	19
Matthew KERR (32)	7	32	32	32	32	32	32	32	32	32	32	32
Barry GARRETT (50)	8	50	50	50	50	50	50	27	27	27	27	27
Daniel MacLEAN (5)	9	5	5	27	27	27	27	50	50	50	50	50
Andrew DONALD (27)	10	27	27	5	5	5	5	5	5	5	5	5
Chris EASTWOOD (63)	11	63	63	63	63	63	63	63	63	63	63	63
-	12											

KMSC National Motorcycle Racing

KMSC Superstock 600

Knockhill 1.267 miles

Race 22 - 3rd Race

02/08/2015 13:45

Race (10 Laps) started at 13:49:48

POLE POSITION

3
28 Paul BOWERBANK

2
99 Callum GRIGOR

1
8 Lewis ROLLO

6
19 Kristopher DUNCAN

5
7 Jodie CHALK

4
45 Ewan GRAY

9
50 Barry GARRETT

8
27 Andrew DONALD

7
32 Matthew KERR

12
93 Kyle DUNCAN

11
63 Chris EASTWOOD

10
5 Daniel MacLEAN

1
2
3
4

Clerk of the Course :

Orbits

Sig : Time :

Chief Timekeeper : Ian Sharp (SMART Timing)

Results available at www.mylaps.com and www.smart-timing.co.uk

www.mylaps.com

Licensed to: SMART Timing

Printed: 03/08/2015 08:31:57

KMSC National Motorcycle Racing

Sorted on Laps

KMSC Cupar Motorcycles Pre-Injection 600

Knockhill 1.267 miles

Race 18 - 4th Race

02/08/2015 12:45

Race (10 Laps) started at 12:38:14

Pos	No.	Name	Make/Model	CC	Class	Laps	Total Tm	Diff	Best Tm	In Lap	Best Speed
1	11	Patrick FORMAN	Yamaha	R6 600	Pl6	10	9:56.739		58.402	3	78.098
2	86	Russell WILL	Yamaha	R6 600	Pl6	10	9:58.129	1.390	57.750	8	78.980
3	84	Kyle HARPER	Yamaha	R6 600	Pl6	10	10:00.700	3.961	58.358	4	78.157
4	89	Alex BASS	Yamaha	R6 600	Pl6	10	10:11.287	14.548	59.352	6	76.848
5	48	David McCAFFERTY	Yamaha	R6 600	Pl6	10	10:11.652	14.913	58.603	9	77.830
6	47	Steven HADDOW	Yamaha	R6 600	Pl6	10	10:20.066	23.327	58.719	9	77.677
7	88	Brian MARR	Yamaha	R6 600	Pl6	10	10:26.199	29.460	1:00.598	7	75.268
8	92	Andrew CRAIGMILE	Yamaha	YZF R6	Pl6	10	10:30.235	33.496	1:01.400	10	74.285
9	17	Mike ANDERSON	Yamaha	R6 600	Pl6	10	10:33.014	36.275	1:01.063	8	74.695
10	58	Barry STEWART	Yamaha	R6 600	Pl6	10	10:48.084	51.345	1:02.888	10	72.527
11	16	Michael CLARK	Honda	CBR600	Pl6	10	10:48.099	51.360	1:00.402	10	75.512
12	6	James WILKEN	Yamaha	R6 600	Pl6	10	10:50.093	53.354	1:02.469	6	73.014
13	73	Fraser CAMERON	Yamaha	R6 600	Pl6	9	10:11.512	1 Lap	1:04.774	9	70.415
14	91	Lewis SHAND	Yamaha	R6 600	Pl6	9	10:13.002	1 Lap	1:05.492	7	69.643
15	60	Douglas BROWN	Yamaha	R6 600	Pl6	9	10:13.705	1 Lap	1:05.576	9	69.554
16	81	Stewart MARR	Yamaha	R6 600	Pl6	9	10:24.665	1 Lap	1:05.796	9	69.322
17	199	Ross WATTS	Yamaha	R6 600	Pl6	9	10:46.763	1 Lap	1:10.132	4	65.036
18	79	James ROTHERAY	Yamaha	R6 600	Pl6	9	10:47.790	1 Lap	1:09.887	5	65.264
19	54	Cameron ROBB	Yamaha	R6 600	Pl6	9	10:54.815	1 Lap	1:05.953	9	69.157
20	35	Ross BEATTIE	Yamaha	R6 600	Pl6	8	10:04.219	2 Laps	1:11.060	8	64.186
Not classified											
DNF	21	Michael BURKE	Yamaha	R6 600	Pl6	7	7:23.085	DNF	1:00.938	7	74.848
DNS	75	Harry PULLAR	Yamaha	R6 600	Pl6			DNS		0	-
DNS	119	Allan HARROW	Yamaha	R6 600	Pl6			DNS		0	-

Margin of Victory	Avg. Speed	Best Lap Tm	Best Speed	Best Lap by
1.390	76.434	57.750	78.980	86 - Russell WILL

Clerk of the Course :

Orbits

Sig : Time :

Chief Timekeeper : Ian Sharp (SMART Timing)

www.mylaps.com

Results available at www.mylaps.com and www.smart-timing.co.uk

Licensed to: SMART Timing

Printed: 03/08/2015 07:55:58

KMSC National Motorcycle Racing

KMSC Cupar Motorcycles Pre-Injection 600

Knockhill 1.267 miles

Race 18 - 4th Race

02/08/2015 12:45

Race (10 Laps) started at 12:38:14

Lap	Time of Day	Lap Tm	S1	S2	S3	SFSpd	S1Spd
(11) Patrick FORMAN							
1	12:39:21.072	1:00.866	18.081			88.767	109.832
2	12:40:20.140	59.068	16.927			130.306	111.660
3	12:41:18.542	58.402	16.607	22.659	19.136	130.814	112.033
4	12:42:17.083	58.541	16.793			131.842	112.786
5	12:43:15.558	58.475	16.360			131.584	113.357
6	12:44:14.991	59.433	16.688			131.842	112.033
7	12:45:13.624	58.633	16.443			131.842	111.846
8	12:46:13.361	59.737	16.759	23.281	19.697	131.070	111.474
9	12:47:12.526	59.165	16.712	22.913	19.540	130.814	111.474
10	12:48:11.351	58.825	17.097			130.053	110.922

Lap	Time of Day	Lap Tm	S1	S2	S3	SFSpd	S1Spd
(86) Russell WILL							
1	12:39:23.362	1:03.245	18.724	24.313	20.208	85.162	114.129
2	12:40:22.393	59.031	16.689	23.008	19.334	132.362	113.742
3	12:41:21.411	59.018	16.583	23.094	19.341	133.150	114.129
4	12:42:20.454	59.043	16.790	22.916	19.337	132.102	114.323
5	12:43:19.608	59.154	16.700	23.207	19.247	132.362	115.107
6	12:44:18.695	59.087	16.762	23.066	19.259	132.886	114.323
7	12:45:18.580	59.885	16.562			132.624	115.504
8	12:46:16.330	57.750	16.257	22.120	19.373	133.150	115.107
9	12:47:14.296	57.966	16.610	22.452	18.904	132.362	114.129
10	12:48:12.741	58.445	16.581	22.850	19.014	133.947	115.107

Lap	Time of Day	Lap Tm	S1	S2	S3	SFSpd	S1Spd
(84) Kyle HARPER							
1	12:39:20.788	1:01.082	17.945	23.432	19.705	89.358	112.033
2	12:40:19.873	59.085	16.698	22.793	19.594	129.551	113.166
3	12:41:18.409	58.536	16.575	22.579	19.382	129.802	113.166
4	12:42:16.767	58.358	16.628	22.480	19.250	130.053	113.357
5	12:43:15.920	59.153	16.537	23.126	19.490	130.814	112.408
6	12:44:14.226	1:00.306	16.642	23.613	20.051	131.584	114.518
7	12:45:16.629	1:00.403	16.451	24.483	19.469	131.070	114.910
8	12:46:16.431	59.802	16.690			130.053	112.976
9	12:47:15.473	59.042	16.839	22.794	19.409	128.805	113.549
10	12:48:15.312	59.839	16.682	23.603	19.554	130.306	112.220

Lap	Time of Day	Lap Tm	S1	S2	S3	SFSpd	S1Spd
(89) Alex BASS							
1	12:39:23.352	1:03.132	18.389	24.395	20.348	89.957	112.033
2	12:40:24.335	1:00.983	17.111	23.975	19.897	131.326	114.518
3	12:41:24.379	1:00.044	16.512	23.528	20.004	135.025	116.506
4	12:42:24.978	1:00.599	17.100	23.490	20.009	131.070	115.305
5	12:43:25.284	1:00.306	16.707	23.071	20.528	133.415	115.903
6	12:44:24.636	59.352	16.478	23.068	19.806	134.484	116.103
7	12:45:24.924	1:00.288	16.563	23.754	19.971	133.947	116.709
8	12:46:25.184	1:00.260	16.713	23.508	20.039	134.215	115.703
9	12:47:24.761	59.577	16.655	23.125	19.797	134.754	115.107
10	12:48:25.899	1:01.138	16.475	24.620	20.043	135.298	115.903

Lap	Time of Day	Lap Tm	S1	S2	S3	SFSpd	S1Spd
(48) David McCafferty							
1	12:39:24.454	1:04.114	18.935	24.875	20.304	90.809	109.296
2	12:40:24.726	1:00.272	16.568	23.791	19.913	134.215	115.903
3	12:41:24.880	1:00.154	16.791			135.298	116.103
4	12:42:25.389	1:00.509	16.851			135.025	115.903
5	12:43:25.795	1:00.406	16.710			136.398	115.504
6	12:44:25.576	59.781	16.922	23.268	19.591	136.675	114.714
7	12:45:25.584	1:00.008	16.306			135.298	116.506
8	12:46:26.609	1:01.025	16.903	23.228	20.894	135.845	114.129
9	12:47:25.212	58.603	16.309			134.754	116.709
10	12:48:26.264	1:01.052	16.463			137.798	116.912

Lap	Time of Day	Lap Tm	S1	S2	S3	SFSpd	S1Spd
(47) Steven HADDOW							
1	12:39:27.832	1:05.611	18.900			102.298	106.689
2	12:40:30.253	1:02.421	17.344	24.530	20.547	131.070	109.653
3	12:41:31.854	1:01.601	17.281	24.056	20.264	132.624	112.597
4	12:42:32.587	1:00.733	16.829	23.663	20.241	133.415	114.714
5	12:43:32.582	59.995	16.555	23.432	20.008	133.680	112.033
6	12:44:32.411	59.829	16.504			133.947	113.742
7	12:45:31.476	59.065	16.444			133.150	114.518
8	12:46:31.431	59.955	17.178	23.078	19.699	133.947	111.660
9	12:47:30.150	58.719	16.406	22.650	19.663	134.484	114.714
10	12:48:34.678	1:04.528	18.189	25.554	20.785	134.215	112.597

(88) Brian MARR							
------------------------	--	--	--	--	--	--	--

Lap	Time of Day	Lap Tm	S1	S2	S3	SFSpd	S1Spd
1	12:39:25.448	1:04.877	18.597			90.932	110.193
2	12:40:28.453	1:03.005	17.280			127.824	106.015
3	12:41:30.259	1:01.806	16.847	24.171	20.788	127.824	108.764
4	12:42:32.049	1:01.790	16.939			129.802	108.238
5	12:43:32.771	1:00.722	16.939	23.918	19.865	128.068	103.882
6	12:44:33.857	1:01.086	16.828			130.306	103.561
7	12:45:34.455	1:00.598	16.925			128.068	108.064
8	12:46:36.509	1:02.054	16.870			127.581	109.118
9	12:47:38.829	1:02.320	17.742			122.908	100.611
10	12:48:40.811	1:01.982	16.951			125.670	107.372

Lap	Time of Day	Lap Tm	S1	S2	S3	SFSpd	S1Spd
(92) Andrew CRAIGMILE							
1	12:39:25.897	1:05.385	19.163	25.114	21.108	91.303	108.413
2	12:40:27.902	1:02.005	16.924			131.842	106.520
3	12:41:29.953	1:02.051	17.128	24.049	20.874	130.814	111.105
4	12:42:32.544	1:02.591	17.455			129.802	107.201
5	12:43:34.431	1:01.887	17.068			128.068	110.374
6	12:44:36.740	1:02.309	17.167			128.805	110.374
7	12:45:38.979	1:02.239	17.814			131.070	108.588
8	12:46:41.682	1:02.703	17.404			127.824	110.193
9	12:47:43.447	1:01.765	17.245			130.814	109.832
10	12:48:44.847	1:01.400	17.135	23.620	20.645	131.070	111.105

Lap	Time of Day	Lap Tm	S1	S2	S3	SFSpd	S1Spd
(17) Mike ANDERSON							
1	12:39:30.574	1:07.937	20.078	25.981	21.878	93.465	105.184
2	12:40:32.594	1:02.020	17.172			126.380	106.520
3	12:41:35.787	1:03.193	17.496			126.618	107.372
4	12:42:37.574	1:01.787	17.183			126.618	107.890
5	12:43:38.828	1:01.254	16.936			125.905	106.859
6	12:44:41.057	1:02.229	17.053			126.380	106.351
7	12:45:42.610	1:01.553	17.143			125.670	103.882
8	12:46:43.673	1:01.063	17.024			125.201	104.366
9	12:47:46.324	1:02.651	16.954			125.670	104.043
10	12:48:47.626	1:01.302	16.986			123.815	105.349

Lap	Time of Day	Lap Tm	S1	S2	S3	SFSpd	S1Spd
(58) Barry STEWART							
1	12:39:27.480	1:05.643	18.731			92.690	107.544
2	12:40:31.924	1:04.444	17.569			123.815	111.290
3	12:41:34.842	1:02.918	17.614			123.815	105.349
4	12:42:38.218	1:03.376	17.548			131.584	111.474
5	12:43:41.395	1:03.177	17.150			129.802	109.474
6	12:44:46.051	1:04.656	17.701			128.559	106.015
7	12:45:52.002	1:05.951	17.800			129.302	103.242
8	12:46:56.336	1:04.334	17.784			129.551	107.717
9	12:47:59.808	1:03.472	17.683			126.618	110.012
10	12:49:02.696	1:02.888	17.319</				

KMSC National Motorcycle Racing

KMSC Cupar Motorcycles Pre-Injection 600

Knockhill 1.267 miles

Race 18 - 4th Race

02/08/2015 12:45

Race (10 Laps) started at 12:38:14

Lap	Time of Day	Lap Tm	S1	S2	S3	SFSpd	S1Spd
3	12:41:54.058	1:08.445	19.033	27.389	22.023	114.714	101.987
4	12:42:59.864	1:05.806	18.283			120.049	100.611
5	12:44:05.860	1:05.996	18.644	26.315	21.037	118.565	99.566
6	12:45:11.170	1:05.310	18.425	25.783	21.102	120.265	100.762
7	12:46:16.562	1:05.392	18.317	25.876	21.199	118.985	103.561
8	12:47:21.350	1:04.788	18.239	25.409	21.140	113.549	106.183
9	12:48:26.124	1:04.774	18.011	25.471	21.292	124.504	104.043

Lap	Time of Day	Lap Tm	S1	S2	S3	SFSpd	S1Spd
(35) Ross BEATTIE							
1	12:39:42.415	1:19.483	23.038	31.717	24.728	77.581	82.645
2	12:40:58.293	1:15.878	20.818			109.474	80.658
3	12:42:13.033	1:14.740	20.167	30.797	23.776	114.323	77.047
4	12:43:29.140	1:16.107	20.257	30.865	24.985	113.742	77.671
5	12:44:42.245	1:13.105	20.481	29.441	23.183	104.692	76.172
6	12:45:55.928	1:13.683	20.044			107.372	85.925
7	12:47:07.771	1:11.843	19.193			112.408	84.200
8	12:48:18.831	1:11.060	20.139	28.392	22.529	107.717	83.885

(91) Lewis SHAND

1	12:39:32.315	1:11.453	20.097	28.609	22.747	92.947	93.595
2	12:40:40.159	1:07.844	18.737	27.151	21.956	118.775	108.941
3	12:41:47.277	1:07.118	18.472	26.415	22.231	126.380	106.859
4	12:42:56.047	1:08.770	18.589	27.919	22.262	125.201	92.181
5	12:44:03.106	1:07.059	18.250	26.864	21.945	126.380	106.183
6	12:45:10.722	1:07.616	18.188	27.432	21.996	126.142	106.520
7	12:46:16.214	1:05.492	18.031	25.920	21.541	127.339	103.721
8	12:47:21.958	1:05.744	17.932	25.653	22.159	124.044	109.296
9	12:48:27.614	1:05.656	17.724	25.974	21.958	127.339	111.474

(21) Michael BURKE

1	12:39:29.776	1:07.408	19.211	26.661	21.536	93.595	108.588
2	12:40:31.897	1:02.121	16.923	24.155	21.043	131.584	112.033
3	12:41:33.357	1:01.460	17.122	23.781	20.557	127.581	111.474
4	12:42:34.325	1:00.968	16.840			132.624	112.597
5	12:43:35.320	1:00.995	16.971			132.102	106.859
6	12:44:36.759	1:01.439	16.803	24.044	20.592	128.559	111.846
7	12:45:37.697	1:00.938	17.591	23.183	20.164	133.150	108.764

(60) Douglas BROWN

1	12:39:30.935	1:09.871	19.760			92.054	101.678
2	12:40:38.893	1:07.958	18.913			125.905	105.349
3	12:41:46.368	1:07.475	19.277			122.014	101.218
4	12:42:56.286	1:09.918	19.436			124.504	96.697
5	12:44:03.399	1:07.113	18.738			124.735	103.721
6	12:45:09.354	1:05.955	18.708			123.587	108.064
7	12:46:15.219	1:05.865	18.335			126.857	106.689
8	12:47:22.741	1:07.522	19.760			123.587	97.824
9	12:48:28.317	1:05.576	18.045			128.805	109.653

(81) Stewart MARR

1	12:39:35.570	1:13.455	21.165	29.181	23.109	90.077	98.979
2	12:40:44.942	1:09.372	19.086	27.631	22.655	118.775	102.926
3	12:41:54.816	1:09.874	18.934	27.676	23.264	116.912	102.926
4	12:43:02.842	1:08.026	18.497	27.353	22.176	122.908	102.768
5	12:44:11.568	1:08.726	18.977	27.391	22.358	118.565	101.371
6	12:45:19.712	1:08.144	18.730	27.162	22.252	122.236	101.066
7	12:46:26.991	1:07.279	18.808	26.425	22.046	120.480	101.524
8	12:47:33.481	1:06.490	18.384	26.487	21.619	120.265	101.832
9	12:48:39.277	1:05.796	18.237	25.776	21.783	122.459	108.064

(199) Ross WATTS

1	12:39:35.185	1:13.279	20.490	29.461	23.328	92.947	92.690
2	12:40:46.958	1:11.773	19.682	29.410	22.681	114.129	90.932
3	12:41:57.539	1:10.581	19.723	28.176	22.682	114.910	96.143
4	12:43:07.671	1:10.132	19.613	27.945	22.574	114.714	96.419
5	12:44:18.031	1:10.360	19.193	28.541	22.626	117.733	102.298
6	12:45:28.789	1:10.758	19.511	28.500	22.747	119.409	91.552
7	12:46:39.645	1:10.856	19.623	28.362	22.871	113.935	92.435
8	12:47:50.705	1:11.060	19.655	28.460	22.945	114.129	88.416
9	12:49:01.375	1:10.670	19.820	27.973	22.877	116.304	92.435

(79) James ROTHERAY

1	12:39:37.611	1:15.155	22.366			85.379	98.398
2	12:40:49.027	1:11.416	20.224			116.103	99.419
3	12:41:59.107	1:10.080	19.139			115.903	103.721
4	12:43:09.595	1:10.488	19.661			113.357	103.242
5	12:44:19.482	1:09.887	19.394			115.903	103.084
6	12:45:30.388	1:10.906	19.414			116.912	103.402
7	12:46:40.885	1:10.497	19.012			115.903	101.524
8	12:47:51.735	1:10.850	19.559			117.526	100.611
9	12:49:02.402	1:10.667	19.566			118.565	100.914

(54) Cameron ROBB

1	12:39:36.436	1:14.431	21.211			88.416	92.054
2	12:40:47.549	1:11.113	19.691			120.480	96.419
3	12:41:58.072	1:10.523	19.436			122.014	97.117
4	12:43:05.625	1:07.553	19.042			120.265	100.762
5	12:44:13.144	1:07.519	19.058			118.985	104.529
6	12:45:46.871	1:33.727	18.575			123.133	102.142
7	12:46:55.740	1:08.869	19.241			121.352	97.399
8	12:48:03.474	1:07.734	18.761			120.915	101.218
9	12:49:09.427	1:05.953	18.343			120.265	106.351

Clerk of the Course :

Orbits

Sig : Time :

Chief Timekeeper : Ian Sharp (SMART Timing)

www.mylaps.com

Results available at www.mylaps.com and www.smart-timing.co.uk

Licensed to: SMART Timing

Printed: 03/08/2015 07:56:09

Page 2/2


KMSC Cupar Motorcycles Pre-Injection 600

Knockhill 1.267 miles

Race 18 - 4th Race

02/08/2015 12:45

Race (10 Laps) started at 12:38:14



Competitors	Laps											
	0	1	2	3	4	5	6	7	8	9	10	
Kyle HARPER (84)	1	84	84	84	84	84	11	11	11	11	11	11
Russell WILL (86)	2	86	11	11	11	11	84	84	84	86	86	86
Patrick FORMAN (11)	3	11	89	86	86	86	86	86	84	84	84	84
Alex BASS (89)	4	89	86	89	89	89	89	89	89	89	89	89
David McCAFFERTY (48)	5	48	48	48	48	48	48	48	48	48	48	48
Andrew CRAIGMILE (92)	6	92	88	92	92	88	47	47	47	47	47	47
Brian MARR (88)	7	88	92	88	88	92	88	88	88	88	88	88
Lewis SHAND (91)	8	91	58	47	47	47	92	92	21	92	92	92
Douglas BROWN (60)	9	60	47	21	21	21	21	21	92	17	17	17
Michael CLARK (16)	10	16	21	58	58	17	17	17	17	58	58	58
Barry STEWART (58)	11	58	17	17	17	58	58	58	58	6	6	16
James WILKEN (6)	12	6	60	6	6	6	6	6	6	16	16	6
Ross WATTS (199)	13	199	6	16	16	16	16	16	16	73	73	73
Cameron ROBB (54)	14	54	16	60	60	91	91	60	60	91	91	91
Stewart MARR (81)	15	81	91	91	91	60	60	91	91	60	60	60
Fraser CAMERON (73)	16	73	199	81	73	73	73	73	73	81	81	81
Steven HADDOW (47)	17	47	81	73	81	81	81	81	81	199	199	199
Michael BURKE (21)	18	21	73	199	199	54	54	199	199	79	79	79
James ROTHERAY (79)	19	79	54	54	54	199	199	79	79	54	54	54
Mike ANDERSON (17)	20	17	79	79	79	79	79	54	54	35	35	35
Ross BEATTIE (35)	21	35	35	35	35	35	35	35	35			
-	22											
-	23											

KMSC National Motorcycle Racing

KMSC Cupar Motorcycles Pre-Injection 600

Knockhill 1.267 miles

Race 23 - 5th Race

02/08/2015 14:00

Race (10 Laps) started at 14:05:14

POLE POSITION

3 84 Kyle HARPER	2 86 Russell WILL	1 11 Patrick FORMAN	1
6 47 Steven HADDOW	5 48 David McCAFFERTY	4 89 Alex BASS	2
9 17 Mike ANDERSON	8 92 Andrew CRAIGMILE	7 88 Brian MARR	3
12 6 James WILKEN	11 16 Michael CLARK	10 58 Barry STEWART	4
15 60 Douglas BROWN	14 91 Lewis SHAND	13 73 Fraser CAMERON	5
18 79 James ROTHERAY	17 199 Ross WATTS	16 81 Stewart MARR	6
21 21 Michael BURKE	20 35 Ross BEATTIE	19 54 Cameron ROBB	7
	23 119 Allan HARROW	22 75 Harry PULLAR	8

Clerk of the Course :

Orbits

Sig : Time :

Chief Timekeeper : Ian Sharp (SMART Timing)

Results available at www.mylaps.com and www.smart-timing.co.uk

www.mylaps.com

Licensed to: SMART Timing

Printed: 03/08/2015 07:56:47

KMSC National Motorcycle Racing

Sorted on Laps

Scottish Championship Lightweights

Knockhill 1.267 miles

Race 19 - 2nd Race

02/08/2015 13:00

Race (10 Laps) started at 12:54:51

Pos	No.	Name	Make/Model	CC	Class	Laps	Total Tm	Diff	Best Tm	In Lap	Best Speed
1	33	Adrian CLARK	Kawasaki	ER6	SL	10	10:13.353		59.694	10	76.408
2	31	Torquil PATERSON	Kawasaki	ER6	SL	10	10:17.276	3.923	59.957	7	76.073
3	15	Keith DICKIE	Kawasaki	ER6	SL	10	10:22.266	8.913	1:00.234	3	75.723
4	21	Grant REID	Kawasaki	ER6	SL	10	10:24.360	11.007	1:00.789	8	75.032
5	5	Gillian McGAW	Kawasaki	400	SL	10	10:42.820	29.467	1:02.094	3	73.455
6	71	Neil MASON	Suzuki	SV650	SL	10	10:44.127	30.774	1:02.500	10	72.977
7	4	Alan GIBSON	Suzuki	SV650	SL	10	10:45.512	32.159	1:02.630	9	72.826
8	52	Jason BLACKLOCK	Suzuki	400	F4	10	11:01.480	48.127	1:04.545	6	70.665
9	66	Kevin WATRET	Kawasaki	ER6	SL	10	11:09.180	55.827	1:05.337	10	69.809
10	39	Stuart HAMILTON	Kawasaki	ZXR600	SL	10	11:10.307	56.954	1:05.002	3	70.168
11	25	Jim PURVIS	Yamaha	FZR400	SL	9	10:13.971	1 Lap	1:05.874	4	69.240
12	24	Alex REID	Suzuki	SFC Gladius	SL	9	10:14.484	1 Lap	1:05.736	4	69.385
13	54	Ryan GIBSON	Kawasaki	ZXR400	SL	9	10:38.461	1 Lap	1:08.570	5	66.517
14	10	Marc McEWAN	Suzuki	SV650	SL	9	10:42.861	1 Lap	1:08.379	3	66.703
15	37	Liam CAMPBELL	Honda	CBR400	SL	9	11:02.005	1 Lap	1:11.629	9	63.677
16	11	Lianne MAYHEW	Honda	CBR400	SL	9	11:23.588	1 Lap	1:12.728	8	62.714
17	44	Lewis MURRAY	Yamaha	FZR400	SL	8	10:51.871	2 Laps	1:19.174	6	57.608
18	88	Ryan FRAME	Honda	RVF400	SL	8	10:53.605	2 Laps	1:19.029	6	57.714
19	34	Charles MORRISON	Kawasaki	ZXR400	SL	8	11:17.518	2 Laps	1:19.915	8	57.074

Not classified

DNF	77	Steven CRICHTON	Yamaha	FZ600	PCJ	6	7:52.124	DNF	1:13.199	6	62.311
DNF	79	Ashley ROBSON	Kawasaki	ZXR400	SL	5	5:40.315	DNF	1:04.816	3	70.370
DNF	12	Dan JAMES	Suzuki	SV650	SL	1	1:14.635	DNF	1:08.700	1	66.391
DNF	17	Michael CRITCHELL	Suzuki	SV650	SL	1	1:20.039	DNF	1:12.380	1	63.016
DNS	9	Gordon MURRAY	Suzuki	VFR 750	PCS			DNS		0	-
DNS	13	Andrew BARTON	Suzuki	SV650	SL			DNS		0	-
DNS	118	Rod WALKER	Kawasaki	ZXR400	SL			DNS		0	-
DNS	74	Christine WATSON	Honda	CBR400RR	SL			DNS		0	-

Margin of Victory	Avg. Speed	Best Lap Tm	Best Speed	Best Lap by
3.923	74.363	59.694	76.408	33 - Adrian CLARK

Clerk of the Course :

Orbits

Sig : Time :

Chief Timekeeper : Ian Sharp (SMART Timing)

www.mylaps.com

Results available at www.mylaps.com and www.smart-timing.co.uk

Licensed to: SMART Timing

Printed: 03/08/2015 08:11:48

KMSC National Motorcycle Racing

Scottish Championship Lightweights

Knockhill 1.267 miles

Race 19 - 2nd Race

02/08/2015 13:00

Race (10 Laps) started at 12:54:51

Lap	Time of Day	Lap Tm	S1	S2	S3	SFSpd	S1Spd
(33) Adrian CLARK							
1	12:55:59.085	1:02.568	18.419			85.925	103.561
2	12:57:00.311	1:01.226	17.596	23.677	19.953	124.273	103.242
3	12:58:00.905	1:00.594	17.461	23.406	19.727	125.201	105.349
4	12:59:02.274	1:01.369	17.452	23.583	20.334	125.201	107.201
5	13:00:03.118	1:00.844	17.469			121.352	105.515
6	13:01:03.039	59.921	17.306			124.968	106.859
7	13:02:02.963	59.924	17.173			125.670	106.859
8	13:03:05.033	1:02.070	18.066			126.142	105.020
9	13:04:04.949	59.916	17.150	22.796	19.970	126.142	108.413
10	13:05:04.643	59.694	16.953			125.905	108.238

Lap	Time of Day	Lap Tm	S1	S2	S3	SFSpd	S1Spd
(31) Torquil PATERSON							
1	12:56:00.920	1:03.908	19.031			86.146	105.184
2	12:57:02.276	1:01.356	17.692	23.586	20.078	122.236	105.848
3	12:58:02.553	1:00.277	17.473	23.185	19.619	124.504	106.015
4	12:59:03.287	1:00.734	17.327	23.675	19.732	124.968	105.848
5	13:00:03.300	1:00.013	17.488	22.918	19.607	118.147	106.183
6	13:01:03.317	1:00.017	17.286	22.812	19.919	123.133	107.544
7	13:02:03.274	59.957	17.304	22.937	19.716	125.435	107.201
8	13:03:03.675	1:00.401	17.178	23.538	19.685	124.044	106.689
9	13:04:05.129	1:01.454	17.768	23.101	20.585	121.133	106.183
10	13:05:08.566	1:03.437	18.243			117.526	103.402

Lap	Time of Day	Lap Tm	S1	S2	S3	SFSpd	S1Spd
(15) Keith DICKIE							
1	12:56:00.437	1:03.566	18.713	24.271	20.582	80.176	105.349
2	12:57:02.072	1:01.635	17.502	23.697	20.436	118.775	104.692
3	12:58:02.306	1:00.234	17.416			122.236	107.030
4	12:59:04.087	1:01.781	17.520			123.587	107.201
5	13:00:06.103	1:02.016	18.593	23.130	20.293	118.985	103.402
6	13:01:06.578	1:00.475	17.396	22.989	20.090	123.133	105.184
7	13:02:07.935	1:01.357	17.546	23.349	20.462	122.236	104.204
8	13:03:09.326	1:01.391	17.764	23.539	20.088	121.133	104.692
9	13:04:11.737	1:02.411	17.945	23.829	20.637	121.352	105.020
10	13:05:13.556	1:01.819	17.850	23.396	20.573	120.915	105.020

Lap	Time of Day	Lap Tm	S1	S2	S3	SFSpd	S1Spd
(21) Grant REID							
1	12:56:00.250	1:03.321	18.379			86.927	107.372
2	12:57:01.849	1:01.599	17.567			126.618	107.717
3	12:58:04.254	1:02.405	17.493			127.098	106.859
4	12:59:06.308	1:02.054	17.436	24.165	20.453	126.618	107.890
5	13:00:08.451	1:02.143	18.045			124.504	102.768
6	13:01:09.400	1:00.949	17.436			124.044	108.064
7	13:02:11.270	1:01.870	17.447	23.915	20.508	126.618	108.413
8	13:03:12.059	1:00.789	17.498			123.815	107.544
9	13:04:14.396	1:02.337	17.290			126.142	108.588
10	13:05:15.650	1:01.254	17.452			126.142	108.064

Lap	Time of Day	Lap Tm	S1	S2	S3	SFSpd	S1Spd
(5) Gillian McGAW							
1	12:56:03.116	1:05.838	19.474			82.240	107.890
2	12:57:05.411	1:02.295	17.701			125.905	107.890
3	12:58:07.505	1:02.094	17.507	24.002	20.585	126.618	108.413
4	12:59:11.129	1:03.624	17.917			124.044	108.413
5	13:00:16.667	1:05.538	18.103			125.670	107.890
6	13:01:19.605	1:02.938	18.034	24.118	20.786	126.380	107.372
7	13:02:22.738	1:03.133	17.767			125.670	108.238
8	13:03:26.562	1:03.824	17.715			124.735	109.118
9	13:04:30.096	1:03.534	18.194	24.140	21.200	123.360	107.717
10	13:05:34.110	1:04.014	18.012			123.360	108.413

Lap	Time of Day	Lap Tm	S1	S2	S3	SFSpd	S1Spd
(71) Neil MASON							
1	12:56:05.155	1:07.508	19.890			91.055	96.281
2	12:57:09.654	1:04.499	17.935			126.380	104.692
3	12:58:13.206	1:03.552	17.905			126.142	103.084
4	12:59:16.461	1:03.255	17.918			124.273	103.402
5	13:00:20.913	1:04.452	17.970			124.968	103.084
6	13:01:24.188	1:03.275	17.782			124.044	105.515
7	13:02:27.266	1:03.078	17.779			124.968	104.692
8	13:03:30.270	1:03.004	18.070			119.621	105.515
9	13:04:32.917	1:02.647	17.635	23.469	21.543	124.968	106.183
10	13:05:35.417	1:02.500	17.432			123.815	107.717

(4) Alan GIBSON							
-----------------	--	--	--	--	--	--	--

Lap	Time of Day	Lap Tm	S1	S2	S3	SFSpd	S1Spd
1	12:56:04.697	1:07.262	19.055	26.298	21.909	87.952	101.218
2	12:57:10.772	1:06.075	18.900	25.539	21.636	118.356	102.142
3	12:58:15.804	1:05.032	18.131	25.594	21.307	117.321	104.204
4	12:59:18.964	1:03.160	17.997	24.350	20.813	118.775	104.692
5	13:00:21.901	1:02.937	17.711	23.806	21.420	119.621	103.084
6	13:01:24.694	1:02.793	17.408	24.507	20.878	121.133	105.184
7	13:02:28.051	1:03.357	17.642	24.852	20.863	121.572	104.043
8	13:03:30.711	1:02.660	17.963	24.114	20.583	119.409	104.204
9	13:04:33.341	1:02.630	17.943	23.754	20.933	116.912	103.882
10	13:05:36.802	1:03.461	17.342			121.133	106.520

Lap	Time of Day	Lap Tm	S1	S2	S3	SFSpd	S1Spd
(52) Jason BLACKLOCK							
1	12:56:04.817	1:07.587	20.087			87.494	102.611
2	12:57:09.590	1:04.773	17.773	25.115	21.885	127.824	106.520
3	12:58:15.455	1:05.865	18.792			120.915	102.142
4	12:59:21.053	1:05.598	18.411			121.572	101.832
5	13:00:25.921	1:04.868	18.548			116.709	104.043
6	13:01:30.466	1:04.545	18.578	24.565	21.402	122.908	102.298
7	13:02:35.036	1:04.570	18.054	25.095	21.421	124.504	104.692
8	13:03:39.641	1:04.605	18.549			118.985	104.856
9	13:04:47.088	1:07.447	18.002	25.181	24.264	118.565	104.529
10	13:05:52.770	1:05.682	18.326			120.697	103.242

Lap	Time of Day	Lap Tm	S1	S2	S3	SFSpd	S1Spd
(66) Kevin WATRET							
1	12:56:06.340	1:08.216					
2	12:57:12.533	1:06.193					
3	12:58:18.218	1:05.685					
4	12:59:25.017	1:06.799					
5	13:00:30.710	1:05.693					
6	13:01:37.980	1:07.270					
7	13:02:43.532	1:05.552					
8	13:03:49.291	1:05.759					
9	13:04:55.133	1:05.842					
10	13:06:00.470	1:05.337					

Lap	Time of Day	Lap Tm	S1	S2	S3	SFSpd	S1Spd
(39) Stuart HAMILTON							
1	12:56:08.744	1:10.709	20.468			87.837	84.412
2	12:57:14.836	1:06.092	18.730			115.504	98.254
3	12:58:19.838	1:05.002	18.187			116.506	99.125
4	12:59:25.914	1:06.076	18.217			115.703	98.398
5	13:00:31.726	1:05.812	18.132			117.321	100.161
6	13:01:39.546	1:07.820	18.486			117.940	96.976
7	13:02:45.771	1:06.225	18.950			114.910	98.543
8	13:03:50.821	1:05.050	18.259			115.703	98.543
9	13:04:55.900	1:05.079	18.322			115.107	98.398
10	13:06:01.597	1:05.697	18.087			115.305	98.979

Lap	Time of Day	Lap Tm	S1	S2	S3	SFSpd	S1Spd
(25) Jim PURVIS							
1	12:56:11.153	1:11.731	21.715	26.583	23.433	80.081	88.532
2	12:57:17.145	1:05.992	18.823	25.			

KMSC National Motorcycle Racing

Scottish Championship Lightweights

Knockhill 1.267 miles

Race 19 - 2nd Race

02/08/2015 13:00

Race (10 Laps) started at 12:54:51

Lap	Time of Day	Lap Tm	S1	S2	S3	SFSpd	S1Spd
5	13:00:47.936	1:08.570	19.608	26.855	22.107	106.183	98.833
6	13:01:57.189	1:09.253	19.408	27.583	22.262	114.323	99.125
7	13:03:08.588	1:11.399	19.873	27.962	23.564	103.084	98.688
8	13:04:20.724	1:12.136	19.329	28.454	24.353	108.238	100.161
9	13:05:29.751	1:09.027	19.309			109.296	97.540
(10) Marc McEWAN							
1	12:56:10.376		20.810	27.824	22.941	89.120	90.809
2	12:57:19.028	1:08.652	19.371			110.922	98.254
3	12:58:27.407	1:08.379	19.048			115.107	100.914
4	12:59:36.675	1:09.268	19.525			112.408	99.566
5	13:00:45.716	1:09.041	19.396			112.408	100.762
6	13:01:57.093	1:11.377	19.380	28.586	23.411	111.660	93.595
7	13:03:08.676	1:11.583	19.774			111.846	97.117
8	13:04:22.438	1:13.762	20.845	28.048	24.869	103.561	93.988
9	13:05:34.151	1:11.713	19.695			112.033	97.540

(37) Liam CAMPBELL							
1	12:56:14.101	1:14.398	21.721	29.033	23.644	84.306	84.412
2	12:57:26.589	1:12.488	20.044	27.909	24.535	110.193	93.465
3	12:58:38.557	1:11.968	20.249	28.066	23.653	108.588	93.076
4	12:59:51.516	1:12.959	20.496	28.518	23.945	107.717	89.957
5	13:01:03.992	1:12.476	20.382	27.982	24.112	107.372	90.198
6	13:02:17.001	1:13.009	20.675	28.492	23.842	99.566	90.320
7	13:03:29.409	1:12.408	20.488	28.255	23.665	107.201	90.686
8	13:04:41.666	1:12.257	20.481	27.552	24.224	109.653	89.477
9	13:05:53.295	1:11.629	20.293	27.706	23.630	106.520	92.181

(11) Lianne MAYHEW							
1	12:56:18.262	1:17.710	22.766	29.865	25.079	82.341	82.849
2	12:57:33.885	1:15.623	22.304	29.294	24.025	104.366	80.081
3	12:58:48.739	1:14.854	21.383	29.479	23.992	103.721	83.363
4	13:00:04.215	1:15.476	21.546	29.216	24.714	106.859	84.518
5	13:01:18.940	1:14.725	21.677	28.973	24.075	103.721	84.732
6	13:02:33.821	1:14.881	21.494	29.299	24.088	102.454	84.095
7	13:03:48.228	1:14.407	21.753	28.801	23.853	102.611	83.054
8	13:05:00.956	1:12.723	20.886	28.143	23.699	107.030	84.946
9	13:06:14.878	1:13.922	20.985	28.413	24.524	100.762	85.379

(44) Lewis MURRAY							
1	12:56:20.356	1:20.476	22.488	29.718	28.270	82.849	88.068
2	12:57:43.016	1:22.660	23.361	31.592	27.707	90.564	81.441
3	12:59:02.635	1:19.619	22.602	30.845	26.172	99.714	84.839
4	13:00:22.074	1:19.439	22.379	31.260	25.800	105.184	80.272
5	13:01:41.277	1:19.203	21.920			103.084	75.742
6	13:03:00.451	1:19.174	22.032	31.359	25.783	101.218	83.989
7	13:04:22.262	1:21.811	22.546	31.324	27.941	102.768	78.488
8	13:05:43.161	1:20.899	22.182			97.824	83.054

(88) Ryan FRAME							
1	12:56:23.296	1:22.096	24.938			71.773	
2	12:57:43.467	1:20.171	23.269			90.077	
3	12:59:04.244	1:20.777	23.647			89.358	
4	13:00:23.364	1:19.120	22.390			91.802	
5	13:01:43.761	1:20.397	22.283			93.076	
6	13:03:02.790	1:19.029	22.851			87.266	
7	13:04:23.896	1:21.106	23.147			91.427	
8	13:05:44.895	1:20.999	23.451			84.625	

(34) Charles MORRISON							
1	12:56:25.788	1:24.276	24.973	32.008	27.295	72.314	76.694
2	12:57:50.783	1:24.995	23.779	32.750	28.466	95.459	78.397
3	12:59:17.626	1:26.843	25.092	33.453	28.298	91.303	72.314
4	13:00:40.940	1:23.314	23.576			92.690	77.761
5	13:02:04.913	1:23.973	24.026	32.790	27.157	88.416	80.368
6	13:03:26.820	1:21.907	23.983	31.540	26.384	89.596	76.694
7	13:04:48.893	1:22.073	23.036	31.512	27.525	96.558	78.580
8	13:06:08.808	1:19.915	22.362	31.170	26.383	94.651	79.136

(77) Steven CRICHTON							
1	12:56:25.423	1:24.415	26.077	32.543	25.795	78.950	79.606
2	12:57:43.433	1:18.010	22.452	30.768	24.790	96.005	90.077
3	12:59:02.681	1:19.248	22.258	31.493	25.497	96.419	80.368
4	13:00:16.941	1:14.260	21.324	28.507	24.429	97.682	91.802

Lap	Time of Day	Lap Tm	S1	S2	S3	SFSpd	S1Spd
5	13:01:30.215	1:13.274	20.722	28.387	24.165	105.515	90.686
6	13:02:43.414	1:13.199	21.062	28.098	24.039	101.218	87.722
(79) Ashley ROBSON							
1	12:56:09.426		20.011			85.270	95.459
2	12:57:15.411	1:05.985	18.614			110.739	95.459
3	12:58:20.227	1:04.816	18.373			110.922	95.731
4	12:59:25.832	1:05.605	18.000			113.166	98.111
5	13:00:31.605	1:05.773	18.601			106.015	95.731
(12) Dan JAMES							
1	12:56:05.925	1:08.700	20.777			78.765	100.161
(17) Michael CRITCHELL							
1	12:56:11.329	1:12.380	21.552			87.380	96.419

Clerk of the Course :

Orbits

Sig : Time :

Chief Timekeeper : Ian Sharp (SMART Timing)

Results available at www.mylaps.com and www.smart-timing.co.uk

www.mylaps.com

Licensed to: SMART Timing


Scottish Championship Lightweights

Knockhill 1.267 miles

Race 19 - 2nd Race

02/08/2015 13:00

Race (10 Laps) started at 12:54:51



Competitors	Laps										
	0	1	2	3	4	5	6	7	8	9	10
Adrian CLARK (33)	1	33	33	33	33	33	33	33	31	33	33
Keith DICKIE (15)	2	15	21	21	15	31	31	31	33	31	31
Grant REID (21)	3	21	15	15	31	15	15	15	15	15	15
Torquill PATERSON (31)	4	31	31	31	21	21	21	21	21	21	21
Dan JAMES (12)	5	12	5	5	5	5	5	5	5	5	5
Jason BLACKLOCK (52)	6	52	4	52	71	71	71	71	71	71	71
Gillian McGAW (5)	7	5	52	71	52	4	4	4	4	4	4
Alan GIBSON (4)	8	4	71	4	4	52	52	52	52	52	52
Neil MASON (71)	9	71	12	66	66	66	66	66	66	66	66
Stuart HAMILTON (39)	10	39	66	39	39	79	79	39	39	39	39
Kevin WATRET (66)	11	66	24	79	79	39	39	24	25	25	25
Alex REID (24)	12	24	39	24	24	24	24	25	24	24	24
Marc McEWAN (10)	13	10	79	25	25	25	25	10	54	54	54
Michael CRITCHELL (17)	14	17	10	10	10	10	10	54	10	10	10
Ashley ROBSON (79)	15	79	25	54	54	54	54	37	37	37	37
Ryan GIBSON (54)	16	54	17	37	37	37	37	11	11	11	11
Jim PURVIS (25)	17	25	54	11	11	11	11	77	44	44	
Liam CAMPBELL (37)	18	37	37	44	44	77	77	44	88	88	
Lewis MURRAY (44)	19	44	11	77	77	44	44	88	34	34	
Lianne MAYHEW (11)	20	11	44	88	88	88	88	34			
Steven CRICHTON (77)	21	77	88	34	34	34	34				
Ryan FRAME (88)	22	88	77								
Charles MORRISON (34)	23	34	34								
-	24										
-	25										
-	26										
-	27										

KMSC National Motorcycle Racing

KMSC Lightweights

Knockhill 1.267 miles

Race 24 - 3rd Race

02/08/2015 14:15

Race (10 Laps) started at 14:22:45

POLE POSITION

3 15 Keith DICKIE	2 31 Torquil PATERSON	1 33 Adrian CLARK	1
6 71 Neil MASON	5 5 Gillian McGAW	4 21 Grant REID	2
9 66 Kevin WATRET	8 52 Jason BLACKLOCK	7 4 Alan GIBSON	3
12 24 Alex REID	11 25 Jim PURVIS	10 39 Stuart HAMILTON	4
15 37 Liam CAMPBELL	14 10 Marc McEWAN	13 54 Ryan GIBSON	5
18 88 Ryan FRAME	17 44 Lewis MURRAY	16 11 Lianne MAYHEW	6
21 79 Ashley ROBSON	20 77 Steven CRICHTON	19 34 Charles MORRISON	7
24 9 Gordon MURRAY	23 17 Michael CRITCHELL	22 12 Dan JAMES	8
27 74 Christine WATSON	26 118 Rod WALKER	25 13 Andrew BARTON	9

Clerk of the Course :

Orbits

Sig : Time :

Chief Timekeeper : Ian Sharp (SMART Timing)

www.mylaps.com

Results available at www.mylaps.com and www.smart-timing.co.uk

Licensed to: SMART Timing

Printed: 03/08/2015 08:12:42

KMSC National Motorcycle Racing

Sorted on Laps

Scottish Championship Superbikes & Shirlaws KMSC Clubman

Knockhill 1.267 miles

Race 20 - 2nd Race

02/08/2015 13:15

Race (10 Laps) started at 13:13:31

Pos	No.	Name	Make/Model	CC	Class	Laps	Total Tm	Diff	Best Tm	In Lap	Best Speed
1	72	Sean GILFILLAN	Kawasaki	ZX10R	SB	10	9:39.497		56.281	7	81.041
2	179	Andrew TASKER	Kawasaki	ZX10R	SB	10	9:39.651	0.154	56.348	2	80.945
3	55	Donald MacFADYEN	BMW	S1000RR	SB	10	9:44.122	4.625	57.093	10	79.889
4	47	Alan BRYCE	BMW	1000RR	SB	10	9:44.330	4.833	56.222	9	81.126
5	79	Bruce BIRNIE	BMW	S1000RR	SB	10	9:44.359	4.862	56.385	7	80.892
6	71	Gavin JONES	Honda	CBR1000RR	C	10	9:57.712	18.215	57.909	10	78.763
7	11	Richard HUGHES	BMW	S1000RR	C	10	9:57.959	18.462	57.608	9	79.175
8	63	Kenny PATERSON	BMW	S1000RR	C	10	9:59.425	19.928	58.084	9	78.526
9	33	Graeme BODEL	BMW	S1000RR	C	10	9:59.677	20.180	58.016	9	78.618
10	155	Scott SHAND	Honda	CBR 1000RR	SB	10	10:01.369	21.872	58.177	8	78.400
11	119	Kristopher DUNCAN	Kawasaki	ZX6R 600	C	10	10:01.914	22.417	58.376	9	78.133
12	69	Rodney SCOTT	BMW	S1000RR	C	10	10:02.851	23.354	58.388	9	78.117
13	50	Tim HASTINGS	Kawasaki	ZX6R 600	SB	10	10:09.235	29.738	58.216	9	78.348
14	12	Neil BROWN	Honda	CBR1000	C	10	10:23.850	44.353	1:00.377	5	75.544
15	5	Daniel MacLEAN	Honda	CBR600RR	C	10	10:26.439	46.942	1:00.868	10	74.934
16	66	Derek BUTCHER	Kawasaki	ZX6R	C	10	10:33.804	54.307	1:01.229	8	74.492

Not classified

DNS	94	Greg GILFILLAN	Kawasaki	ZX10R	SB			DNS		0	-
DNS	34	John DEAN	Suzuki	GSXR 750	SB			DNS		0	-
DNS	84	Darren ROSS	Kawasaki	ZX10R	SB			DNS		0	-
DNS	75	Charlie BUNYAN	Yamaha R6	600	C			DNS		0	-
DNS	54	Gordon DUNCAN	Ducati	Panigale 899	C			DNS		0	-
DNS	37	Steven PATERSON	Yamaha	R1	C			DNS		0	-
DNS	36	Graham PATTERSON	Kawasaki	ZX10R	C			DNS		0	-

Margin of Victory	Avg. Speed	Best Lap Tm	Best Speed	Best Lap by
0.154	78.708	56.222	81.126	47 - Alan BRYCE

Clerk of the Course :

Orbits

Sig : Time :

Chief Timekeeper : Ian Sharp (SMART Timing)

www.mylaps.com

Results available at www.mylaps.com and www.smart-timing.co.uk

Licensed to: SMART Timing

Printed: 03/08/2015 08:25:16

KMSC National Motorcycle Racing

Scottish Championship Superbikes & Shirlaws KMSC Clubman

Knockhill 1.267 miles

Race 20 - 2nd Race

02/08/2015 13:15

Race (10 Laps) started at 13:13:31

Lap	Time of Day	Lap Tm	S1	S2	S3	SFSpd	S1Spd
(72) Sean GILFILLAN							
1	13:14:36.936	59.481	17.612			96.836	124.504
2	13:15:34.232	57.296	16.162			142.782	125.435
3	13:16:31.782	57.550	16.022	22.733	18.795	144.008	122.908
4	13:17:28.596	56.814	15.994			144.008	125.670
5	13:18:25.074	56.478	15.741			146.204	127.098
6	13:19:21.941	56.867	15.970	22.124	18.773	146.523	126.380
7	13:20:18.222	56.281	15.839	21.775	18.667	144.628	128.068
8	13:21:15.486	57.264	15.880			140.982	124.504
9	13:22:13.220	57.734	16.046			139.808	126.142
10	13:23:11.410	58.190	16.217			145.886	126.142

Lap	Time of Day	Lap Tm	S1	S2	S3	SFSpd	S1Spd
(179) Andrew TASKER							
1	13:14:36.512	59.071	17.061	22.671	19.339	92.308	125.201
2	13:15:32.860	56.348	15.698	21.704	18.946	141.279	126.618
3	13:16:29.252	56.392	15.736	21.649	19.007	138.366	125.670
4	13:17:26.143	56.891	15.808	21.907	19.176	137.516	125.905
5	13:18:23.490	57.347	16.012	22.120	19.215	134.754	124.044
6	13:19:20.654	57.164	15.960			135.845	124.273
7	13:20:17.927	57.273	15.815	21.960	19.498	138.081	125.905
8	13:21:15.394	57.467	16.010	22.084	19.373	134.754	125.905
9	13:22:13.391	57.997	16.073	22.376	19.548	134.754	126.380
10	13:23:11.564	58.173	16.079			135.025	126.618

Lap	Time of Day	Lap Tm	S1	S2	S3	SFSpd	S1Spd
(55) Donald MacFADYEN							
1	13:14:36.475	58.985	16.675			96.836	127.098
2	13:15:33.959	57.484	16.007			139.517	128.805
3	13:16:31.608	57.649	16.107			137.234	128.068
4	13:17:29.851	58.243	16.319			143.699	122.683
5	13:18:27.327	57.476	15.913			140.099	130.053
6	13:19:25.014	57.687	15.861			136.121	129.551
7	13:20:23.127	58.113	16.009			139.808	129.053
8	13:21:20.936	57.809	15.999	22.688	19.122	141.279	131.070
9	13:22:18.942	58.006	16.144			141.577	126.380
10	13:23:16.035	57.093	15.789			144.628	129.302

Lap	Time of Day	Lap Tm	S1	S2	S3	SFSpd	S1Spd
(47) Alan BRYCE							
1	13:14:39.705	1:01.363	17.888	23.702	19.773	105.184	120.265
2	13:15:38.321	58.616	16.459			137.798	123.133
3	13:16:36.985	58.664	16.497			134.754	122.236
4	13:17:35.021	58.036	16.481			132.102	123.133
5	13:18:32.213	57.192	16.135	22.292	18.765	135.025	125.435
6	13:19:29.282	57.069	16.140			135.298	123.815
7	13:20:26.376	57.094	16.306			131.584	124.968
8	13:21:23.253	56.877	16.232			135.025	126.142
9	13:22:19.475	56.222	16.090			137.798	126.380
10	13:23:16.243	56.768	15.967	22.119	18.682	137.798	125.435

Lap	Time of Day	Lap Tm	S1	S2	S3	SFSpd	S1Spd
(79) Bruce BIRNIE							
1	13:14:39.252	1:01.896	17.877			96.419	117.116
2	13:15:39.250	59.998	17.140			139.227	121.352
3	13:16:37.615	58.365	16.547			136.398	124.735
4	13:17:35.376	57.761	16.358			143.392	125.670
5	13:18:33.181	57.805	16.625			137.234	124.968
6	13:19:30.278	57.097	16.086	22.269	18.742	138.081	125.435
7	13:20:26.663	56.385	15.840			142.177	127.581
8	13:21:23.344	56.681	16.188			139.517	124.735
9	13:22:19.788	56.444	16.238			140.687	126.857
10	13:23:16.272	56.484	15.938			136.954	126.618

Lap	Time of Day	Lap Tm	S1	S2	S3	SFSpd	S1Spd
(71) Gavin JONES							
1	13:14:40.745	1:02.582	18.024	24.650	19.908	103.882	120.265
2	13:15:40.418	59.673	16.444	23.555	19.674	142.782	122.236
3	13:16:39.924	59.506	16.555	23.459	19.492	139.808	122.683
4	13:17:38.724	58.800	16.284	23.280	19.236	141.279	125.201
5	13:18:37.634	58.910	16.415	23.139	19.356	143.392	125.201
6	13:19:36.793	59.159	16.648	23.125	19.386	140.392	124.044
7	13:20:35.304	58.511	16.193	22.901	19.417	143.087	123.133
8	13:21:33.436	58.132	16.172	22.732	19.228	143.087	122.014
9	13:22:31.716	58.280	16.086	22.884	19.310	143.699	123.360
10	13:23:29.625	57.909	16.181	22.680	19.048	142.782	121.352

(11) Richard HUGHES							
---------------------	--	--	--	--	--	--	--

Lap	Time of Day	Lap Tm	S1	S2	S3	SFSpd	S1Spd
1	13:14:41.061	1:02.797	18.132			96.836	119.196
2	13:15:40.957	59.896	16.711	23.555	19.630	130.560	122.683
3	13:16:40.215	59.258	16.431	23.243	19.584	133.680	120.049
4	13:17:38.980	58.765	16.406	23.259	19.100	133.947	123.815
5	13:18:38.148	59.168	16.948			136.121	123.587
6	13:19:37.761	59.613	16.703	23.456	19.454	130.306	123.587
7	13:20:36.307	58.546	16.684	22.874	18.988	129.802	124.044
8	13:21:34.330	58.023	16.554	22.607	18.862	132.362	122.459
9	13:22:31.938	57.608	16.542	22.290	18.776	134.754	125.905
10	13:23:29.872	57.934	16.313	22.633	18.988	141.279	124.504

Lap	Time of Day	Lap Tm	S1	S2	S3	SFSpd	S1Spd
(63) Kenny PATERSON							
1	13:14:41.742	1:02.989	18.485	24.794	19.710	99.125	118.985
2	13:15:41.934	1:00.192	16.806	23.660	19.726	135.571	120.480
3	13:16:41.525	59.591	17.053	23.562	18.976	134.754	114.129
4	13:17:41.194	59.669	16.875	23.382	19.412	132.624	122.459
5	13:18:39.492	58.298	16.580	22.609	19.109	134.754	122.459
6	13:19:38.240	58.748	15.986	23.429	19.333	137.798	124.735
7	13:20:36.639	58.399	16.697	22.708	18.994	137.516	123.815
8	13:21:35.058	58.419	16.461	23.107	18.851	136.675	118.356
9	13:22:33.142	58.084	16.311	22.972	18.801	135.298	119.835
10	13:23:31.338	58.196	16.096	22.963	19.137	138.939	121.792

Lap	Time of Day	Lap Tm	S1	S2	S3	SFSpd	S1Spd
(33) Graeme BODEL							
1	13:14:41.491	1:03.032	18.315	24.971	19.746	93.076	121.133
2	13:15:41.454	59.963	16.890	23.483	19.590	130.053	124.273
3	13:16:41.028	59.574	17.234	23.055	19.285	128.805	125.201
4	13:17:39.212	58.184	16.174	22.949	19.061	132.362	127.339
5	13:18:38.441	59.229	17.131	22.932	19.166	133.415	122.236
6	13:19:37.979	59.538	16.665	23.498	19.375	129.551	125.670
7	13:20:36.198	58.219	16.247	22.817	19.155	132.624	127.098
8	13:21:34.683	58.485	16.766	22.882	18.837	129.802	121.352
9	13:22:32.699	58.016	16.534	22.544	18.938	129.053	124.504
10	13:23:31.590	58.891	16.935	22.820	19.136	127.581	125.201

Lap	Time of Day	Lap Tm	S1	S2	S3	SFSpd	S1Spd
(155) Scott SHAND							
1	13:14:40.019	1:01.673	17.958			100.310	118.565
2	13:15:39.691	59.672	16.658			129.802	119.196
3	13:16:39.147	59.456	16.732			124.504	123.587
4	13:17:38.246	59.099	16.576			130.560	124.968
5	13:18:37.857	59.611	17.143			129.302	120.915
6	13:19:37.450	59.593	16.713			127.824	122.236
7	13:20:35.971	58.521	16.336			135.025	122.459
8	13:21:34.148	58.177	16.391			134.484	121.352
9	13:22:33.880	59.732	16.905			133.947	117.940
10	13:23:33.282	59.402	16.655			133.150	123.133

KMSC National Motorcycle Racing

Scottish Championship Superbikes & Shirlaws KMSC Clubman

Knockhill 1.267 miles

Race 20 - 2nd Race

02/08/2015 13:15

Race (10 Laps) started at 13:13:31

Lap	Time of Day	Lap Tm	S1	S2	S3	SFSpd	S1Spd	Lap	Time of Day	Lap Tm	S1	S2	S3	SFSpd	S1Spd
3	13:16:47.034	1:01.584	16.991	24.096	20.497	138.081	121.352								
4	13:17:46.910	59.876	16.584	23.286	20.006	137.798	121.133								
5	13:18:47.224	1:00.314	16.546	23.798	19.970	138.652	121.572								
6	13:19:46.616	59.392	16.562	23.010	19.820	137.516	120.915								
7	13:20:45.699	59.083	16.498			137.234	121.572								
8	13:21:44.562	58.863	16.385	22.892	19.586	138.366	120.697								
9	13:22:42.778	58.216	16.155	22.683	19.378	138.366	121.352								
10	13:23:41.148	58.370	16.169	22.447	19.754	138.939	121.572								

(12) Neil BROWN

1	13:14:43.790	1:05.027	18.737	25.354	20.936	100.310	110.374
2	13:15:46.010	1:02.220	17.432	24.226	20.562	122.459	120.915
3	13:16:47.655	1:01.645	17.404	23.968	20.273	129.551	119.835
4	13:17:48.795	1:01.140	17.483	23.854	19.803	129.302	120.915
5	13:18:49.172	1:00.377	16.836	23.680	19.861	132.102	125.201
6	13:19:50.393	1:01.221	16.908	24.067	20.246	131.070	118.775
7	13:20:52.323	1:01.930	17.516	24.057	20.357	132.102	114.518
8	13:21:53.613	1:01.290	16.931	24.286	20.073	131.070	122.014
9	13:22:54.549	1:00.936	17.001	23.826	20.109	133.150	118.985
10	13:23:55.763	1:01.214	16.952	24.007	20.255	133.947	118.356

(5) Daniel MacLEAN

1	13:14:44.739	1:05.609	19.274	25.383	20.952	92.562	114.323
2	13:15:47.415	1:02.676	17.665	24.102	20.909	124.273	114.518
3	13:16:49.235	1:01.820	17.369	23.686	20.765	124.504	115.107
4	13:17:50.822	1:01.587	17.458	23.536	20.593	124.044	115.305
5	13:18:52.251	1:01.429	17.202	23.749	20.478	129.053	115.903
6	13:19:53.252	1:01.001	17.086	23.408	20.507	128.805	115.903
7	13:20:54.921	1:01.669	17.334	23.695	20.640	125.435	115.703
8	13:21:56.566	1:01.645	17.326	23.520	20.799	130.306	114.518
9	13:22:57.484	1:00.918	16.991	23.400	20.527	126.380	115.903
10	13:23:58.352	1:00.868	16.998	23.381	20.489	131.842	114.323

(66) Derek BUTCHER

1	13:14:45.330	1:06.427	19.275	26.080	21.072	98.688	113.935
2	13:15:48.822	1:03.492	18.060	24.780	20.652	126.380	114.910
3	13:16:51.526	1:02.704	17.603	24.663	20.438	133.680	118.356
4	13:17:54.446	1:02.920	17.739	24.762	20.419	128.068	115.703
5	13:18:57.144	1:02.698	17.358	24.773	20.567	136.675	115.903
6	13:19:59.535	1:02.391	17.749	24.403	20.239	126.618	114.714
7	13:21:01.672	1:02.137	17.290	24.516	20.331	131.326	115.504
8	13:22:02.901	1:01.229	17.000	24.087	20.142	133.680	116.506
9	13:23:04.442	1:01.541	17.004	23.865	20.672	132.886	117.116
10	13:24:05.717	1:01.275	16.844	24.070	20.361	134.754	114.714

Clerk of the Course :

Orbits

Sig : Time :

Chief Timekeeper : Ian Sharp (SMART Timing)

Results available at www.mylaps.com and www.smart-timing.co.uk

www.mylaps.com

Licensed to: SMART Timing

Printed: 03/08/2015 08:25:29

Page 2/2


Scottish Championship Superbikes & Shirlaws KMSC Clubman

Knockhill 1.267 miles

Race 20 - 2nd Race

02/08/2015 13:15

Race (10 Laps) started at 13:13:31



Competitors	Laps										
	0	1	2	3	4	5	6	7	8	9	10
Bruce BIRNIE (79)	1	79	55	179	179	179	179	179	179	72	72
Andrew TASKER (179)	2	179	179	55	55	72	72	72	72	179	179
Sean GILFILLAN (72)	3	72	72	72	72	55	55	55	55	55	55
Donald MacFADYEN (55)	4	55	79	47	47	47	47	47	47	47	47
Kristopher DUNCAN (119)	5	119	47	79	79	79	79	79	79	79	79
Rodney SCOTT (69)	6	69	155	155	155	155	71	71	71	71	71
Gavin JONES (71)	7	71	119	71	71	71	155	155	155	155	11
Richard HUGHES (11)	8	11	71	11	11	11	11	11	33	11	33
Alan BRYCE (47)	9	47	11	119	33	33	33	33	11	33	63
Scott SHAND (155)	10	155	69	69	119	119	63	63	63	63	155
Graeme BODEL (33)	11	33	33	33	69	69	119	119	119	119	119
Tim HASTINGS (50)	12	50	63	63	63	63	69	69	69	69	69
Kenny PATERSON (63)	13	63	50	50	50	50	50	50	50	50	50
Neil BROWN (12)	14	12	12	12	12	12	12	12	12	12	12
Derek BUTCHER (66)	15	66	5	5	5	5	5	5	5	5	5
Daniel MacLEAN (5)	16	5	66	66	66	66	66	66	66	66	66
-	17										
-	18										
-	19										
-	20										
-	21										
-	22										
-	23										

KMSC National Motorcycle Racing

KMSC Superbikes & Shirlaws KMSC Clubman

Knockhill 1.267 miles

Race 25 - 3rd Race

02/08/2015 14:30

Race (10 Laps) started at 14:58:26

POLE POSITION

3 55 Donald MacFADYEN	2 179 Andrew TASKER	1 72 Sean GILFILLAN	1
6 71 Gavin JONES	5 79 Bruce BIRNIE	4 47 Alan BRYCE	2
9 33 Graeme BODEL	8 63 Kenny PATERSON	7 11 Richard HUGHES	3
12 69 Rodney SCOTT	11 119 Kristopher DUNCAN	10 155 Scott SHAND	4
15 5 Daniel MacLEAN	14 12 Neil BROWN	13 50 Tim HASTINGS	5
18 34 John DEAN	17 94 Greg GILFILLAN	16 66 Derek BUTCHER	6
21 54 Gordon DUNCAN	20 75 Charlie BUNYAN	19 84 Darren ROSS	7
	23 36 Graham PATTERSON	22 37 Steven PATERSON	8

Clerk of the Course :

Orbits

Sig : Time :

Chief Timekeeper : Ian Sharp (SMART Timing)

Results available at www.mylaps.com and www.smart-timing.co.uk

www.mylaps.com

Licensed to: SMART Timing

Printed: 03/08/2015 08:26:15

KMSC National Motorcycle Racing

Sorted on Laps

KMSC 125's

Knockhill 1.267 miles

Race 21 - 4th Race

02/08/2015 13:30

Race (10 Laps) started at 13:29:58

Pos	No.	Name	Make/Model	CC	Class	Laps	Total Tm	Diff	Best Tm	In Lap	Best Speed
1	11	Lewis PATERSON	Aprilia	RS125	F125	10	11:30.435		1:07.647	2	67.425
2	88	Lewis NICOL	Aprilia	RS125	F125	10	11:33.163	2.728	1:06.678	10	68.405
3	27	James McLAREN	Aprilia	RS125	F125	10	11:39.869	9.434	1:08.019	9	67.056
4	21	Marc GIBSON	Aprilia	RS125	F125	10	12:19.112	48.677	1:12.235	2	63.142
5	9	Rishon HICKEY	Aprilia	125	F125	10	12:35.580	1:05.145	1:13.014	5	62.469
6	47	Joel BAVIDGE	Aprilia	RS125	F125	10	12:44.325	1:13.890	1:14.102	4	61.552
7	15	Finlay MILNE	Aprilia	125	F125	8	11:54.342	2 Laps	1:26.098	7	52.976
Not classified											
DNF	23	Oliver WALTERS	Aprilia	RS125	F125	1	1:36.993	DNF	1:28.844	1	51.338
DNS	7	Josh HODGE	Metrakit	70	F125			DNS		0	-

Margin of Victory	Avg. Speed	Best Lap Tm	Best Speed	Best Lap by
2.728	66.061	1:06.678	68.405	88 - Lewis NICOL

Clerk of the Course :

Orbits

Sig : Time :

Chief Timekeeper : Ian Sharp (SMART Timing)

www.mylaps.com

Results available at www.mylaps.com and www.smart-timing.co.uk

Licensed to: SMART Timing

Printed: 03/08/2015 07:42:59

KMSC National Motorcycle Racing

KMSC 125's

Knockhill 1.267 miles

Race 21 - 4th Race

02/08/2015 13:30

Race (10 Laps) started at 13:29:58

Lap	Time of Day	Lap Tm	S1	S2	S3	SFSpd	S1Spd	Lap	Time of Day	Lap Tm	S1	S2	S3	SFSpd	S1Spd
(11) Lewis PATERSON								(23) Oliver WALTERS							
1	13:31:14.069	1:09.763	20.770			68.687	83.363	1	13:31:37.127	1:29.293	26.192	34.123	28.978	58.970	69.686
2	13:32:21.716	1:07.647	19.483	25.388	22.776	98.543	83.571	2	13:33:07.015	1:29.888	25.155	34.549	30.184	83.260	69.904
3	13:33:29.658	1:07.942	19.574	25.596	22.772	98.398	83.571	3	13:34:36.903	1:29.888	24.650			80.950	67.717
4	13:34:37.919	1:08.261	19.583			98.398	83.363	4	13:36:04.708	1:27.805	24.635			78.397	68.060
5	13:35:46.069	1:08.150	19.758			98.833	83.054	5	13:37:32.170	1:27.462	24.614	33.278	29.570	79.606	68.338
6	13:36:54.336	1:08.267	19.582			97.967	83.363	6	13:39:00.063	1:27.893	24.709			78.488	66.181
7	13:38:02.818	1:08.482	19.524			98.543	83.054	7	13:40:26.161	1:26.098	24.106	33.916	28.076	81.048	67.785
8	13:39:11.229	1:08.411	19.748			97.967	83.054	8	13:41:52.432	1:26.271	24.842			80.853	66.377
9	13:40:20.066	1:08.837	19.530	26.244	23.063	98.833	83.571	(23) Oliver WALTERS							
10	13:41:28.525	1:08.459	19.492	25.655	23.312	98.833	84.095	1	13:31:35.083	1:28.844	25.488	34.498	28.858	66.116	74.813
(88) Lewis NICOL															
1	13:31:16.312	1:11.122	21.467			68.687	81.839								
2	13:32:26.500	1:10.188	20.727			97.399	82.039								
3	13:33:35.823	1:09.323	19.979			98.833	82.543								
4	13:34:44.193	1:08.370	19.938			97.824	82.139								
5	13:35:52.699	1:08.506	19.899			97.682	83.260								
6	13:37:00.854	1:08.155	19.942			97.540	83.260								
7	13:38:08.616	1:07.762	19.810	25.484	22.468	97.399	83.054								
8	13:39:16.789	1:08.173	19.966			97.967	81.839								
9	13:40:24.575	1:07.786	19.712			98.254	83.054								
10	13:41:31.253	1:06.678	19.691	24.919	22.068	97.540	83.675								
(27) James McLAREN															
1	13:31:16.599	1:11.618	21.694			64.465									
2	13:32:26.270	1:09.671	20.404			95.731	80.176								
3	13:33:35.845	1:09.575	20.103			93.335									
4	13:34:45.630	1:09.785	20.713			92.947	79.700								
5	13:35:54.376	1:08.746	20.383			92.818	80.561								
6	13:37:02.745	1:08.369	19.717			93.857	80.368								
7	13:38:11.663	1:08.918	20.388			93.595									
8	13:39:20.092	1:08.429	19.964			94.252	79.230								
9	13:40:28.111	1:08.019	19.729			93.988	79.606								
10	13:41:37.959	1:09.848	20.204			94.120	79.606								
(21) Marc GIBSON															
1	13:31:20.582	1:13.709	22.382			63.973	81.244								
2	13:32:32.817	1:12.235	21.924			93.076	77.224								
3	13:33:45.829	1:13.012	21.554			93.857	77.224								
4	13:34:58.172	1:12.343	21.498			92.435	78.032								
5	13:36:12.175	1:14.003	21.461			92.435	78.032								
6	13:37:25.333	1:13.158	20.920			92.562	77.761								
7	13:38:38.092	1:12.759	21.951			92.435	76.958								
8	13:39:50.852	1:12.760	21.240			92.435	78.305								
9	13:41:04.462	1:13.610	22.481			92.562	71.927								
10	13:42:17.202	1:12.740	21.338			93.076									
(9) Rishon HICKEY															
1	13:31:23.777	1:17.874	22.269			65.856	77.671								
2	13:32:38.200	1:14.423	21.223			93.726	79.230								
3	13:33:52.282	1:14.082	20.525			95.459	78.123								
4	13:35:05.474	1:13.192	20.600			96.005	78.397								
5	13:36:18.488	1:13.014	20.662			93.595									
6	13:37:31.717	1:13.229	20.403			93.335									
7	13:38:53.007	1:21.290	21.906			95.188									
8	13:40:07.004	1:13.997	21.092			93.857									
9	13:41:20.324	1:13.320	20.923			93.465	77.581								
10	13:42:33.670	1:13.346	20.693			94.385									
(47) Joel BAVIDGE															
1	13:31:24.520	1:18.276	22.792	29.385	26.099	64.651	76.259								
2	13:32:39.263	1:14.743	21.483	27.973	25.287	87.608	75.233								
3	13:33:54.000	1:14.737	21.178	27.939	25.620	88.649	75.657								
4	13:35:08.102	1:14.102	21.241	27.950	24.911	87.722	73.907								
5	13:36:22.586	1:14.484	21.816	28.023	24.645	87.153	74.234								
6	13:37:38.028	1:15.442	21.216	27.879	26.347	87.608	75.233								
7	13:38:54.156	1:16.128	21.735	29.450	24.943	85.925	74.481								
8	13:40:09.954	1:15.798	22.038	28.081	25.679	87.952	73.182								
9	13:41:25.975	1:16.021	21.508	28.601	25.912	86.257	75.487								
10	13:42:42.415	1:16.440	21.559	28.716	26.165	86.814	74.316								
(15) Finlay MILNE															

Clerk of the Course :

Orbits

Sig : Time :

Chief Timekeeper : Ian Sharp (SMART Timing)

www.mylaps.com

Results available at www.mylaps.com and www.smart-timing.co.uk

Licensed to: SMART Timing

Printed: 03/08/2015 07:43:13


KMSC 125's

Knockhill 1.267 miles

Race 21 - 4th Race

02/08/2015 13:30

Race (10 Laps) started at 13:29:58



Competitors	Laps											
	0	1	2	3	4	5	6	7	8	9	10	
Lewis PATERSON (11)	1	11	11	11	11	11	11	11	11	11	11	11
James McLAREN (27)	2	27	88	27	88	88	88	88	88	88	88	88
Lewis NICOL (88)	3	88	27	88	27	27	27	27	27	27	27	27
Rishon HICKEY (9)	4	9	21	21	21	21	21	21	21	21	21	21
Oliver WALTERS (23)	5	23	9	9	9	9	9	9	9	9	9	9
Joel BAVIDGE (47)	6	47	47	47	47	47	47	47	47	47	47	47
Marc GIBSON (21)	7	21	23	15	15	15	15	15	15	15	15	
Finlay MILNE (15)	8	15	15									
-	9											

KMSC National Motorcycle Racing

KMSC 125's

Knockhill 1.267 miles

Race 26 - 5th Race

02/08/2015 14:45

Race (10 Laps) started at 15:13:30

POLE POSITION

3
27 James McLAREN

2
88 Lewis NICOL

1
11 Lewis PATERSON

6
47 Joel BAVIDGE

5
9 Rishon HICKEY

4
21 Marc GIBSON

9
7 Josh HODGE

8
23 Oliver WALTERS

7
15 Finlay MILNE

1
2
3

Clerk of the Course :

Orbits

Sig : Time :

Chief Timekeeper : Ian Sharp (SMART Timing)

Results available at www.mylaps.com and www.smart-timing.co.uk

www.mylaps.com

Licensed to: SMART Timing

Printed: 03/08/2015 07:44:09

KMSC National Motorcycle Racing**Sorted on Laps**

KMSC Superstock 600

Knockhill 1.267 miles

Race 22 - 3rd Race

02/08/2015 13:45

Race (10 Laps) started at 13:49:48

Pos	No.	Name	Make/Model	CC	Class	Laps	Total Tm	Diff	Best Tm	In Lap	Best Speed
1	8	Lewis ROLLO	Kawasaki	ZXR 600	S6	10	9:26.490		55.866	4	81.643
2	99	Callum GRIGOR	Kawasaki	ZX6R 600	S6	10	9:31.190	4.700	55.969	10	81.493
3	19	Kristopher DUNCAN	Kawasaki	ZX6R	S6	10	9:39.613	13.123	56.056	8	81.367
4	45	Ewan GRAY	Kawasaki	ZX6R 600	S6	10	9:43.468	16.978	56.678	3	80.474
5	32	Matthew KERR	Yamaha	R6 600	S6	10	9:52.595	26.105	57.611	9	79.171
6	50	Barry GARRETT	Suzuki	GSXR	S6	10	10:04.473	37.983	59.219	3	77.021
7	27	Andrew DONALD	Yamaha	R6 600	S6	10	10:16.243	49.753	59.840	7	76.221
8	5	Daniel MacLEAN	Honda	CBR600RR	S6	10	10:16.316	49.826	59.839	7	76.223
9	63	Chris EASTWOOD	Suzuki	GSXR600	S6	9	9:46.891	1 Lap	1:03.343	8	72.006
Not classified											
DNF	28	Paul BOWERBANK	Kawasaki	ZX6R 600	S6	7	6:55.725	DNF	57.195	6	79.746
DNF	93	Kyle DUNCAN	Kawasaki	ZX6R 600	S6	3	3:12.453	DNF	1:01.011	3	74.759
DNF	7	Jodie CHALK	Triumph	675	S6	2	2:08.093	DNF	1:00.882	2	74.917

Margin of Victory	Avg. Speed	Best Lap Tm	Best Speed	Best Lap by
4.700	80.515	55.866	81.643	8 - Lewis ROLLO

Clerk of the Course :

Orbits

Sig : Time :

Chief Timekeeper : Ian Sharp (SMART Timing)

www.mylaps.com

Results available at www.mylaps.com and www.smart-timing.co.uk

Licensed to: SMART Timing

Printed: 03/08/2015 08:05:43

KMSC National Motorcycle Racing

KMSC Superstock 600

Knockhill 1.267 miles

Race 22 - 3rd Race

02/08/2015 13:45

Race (10 Laps) started at 13:49:48

Lap	Time of Day	Lap Tm	S1	S2	S3	SFSpd	S1Spd	Lap	Time of Day	Lap Tm	S1	S2	S3	SFSpd	S1Spd
(8) Lewis ROLLO															
1	13:50:49.926	56.218	16.303	20.958	18.957	91.677	120.915	1	13:50:58.449	1:03.587	18.325	25.180	20.082	91.928	112.408
2	13:51:45.869	55.943	15.662	21.343	18.938	138.366	119.621	2	13:51:59.398	1:00.949	17.118	23.737	20.094	127.581	116.709
3	13:52:41.795	55.926	15.558	21.278	19.090	139.227	120.480	3	13:53:00.347	1:00.949	17.019	23.506	20.424	133.680	117.733
4	13:53:37.661	55.866	15.550	21.480	18.836	139.517	120.480	4	13:54:01.523	1:01.176	16.996	23.991	20.189	132.886	115.504
5	13:54:34.319	56.658	15.857			136.675	121.352	5	13:55:02.478	1:00.955	17.196	23.814	19.945	132.624	114.518
6	13:55:30.721	56.402	16.005	21.347	19.050	134.754	121.133	6	13:56:02.622	1:00.144	17.031	23.463	19.650	133.680	111.660
7	13:56:26.646	55.925	15.821	21.172	18.932	137.234	120.697	7	13:57:02.462	59.840	16.775	23.433	19.632	131.842	117.116
8	13:57:22.699	56.053	15.985	21.158	18.910	135.845	119.409	8	13:58:02.714	1:00.252	16.732	23.550	19.970	135.845	114.323
9	13:58:18.682	55.983	15.759			138.652	120.049	9	13:59:04.709	1:01.995	18.063			133.415	112.976
10	13:59:15.191	56.509	15.872	21.403	19.234	139.227	119.409	10	14:00:04.944	1:00.235	16.777	23.602	19.856	133.680	115.305
(99) Callum GRIGOR								(5) Daniel MacLEAN							
1	13:50:51.489	57.581	16.631	21.847	19.103	90.932	119.196	1	13:50:58.804	1:03.592	18.853	24.537	20.202	94.518	116.912
2	13:51:48.045	56.556	15.453			138.939	120.697	2	13:51:59.702	1:00.898	17.041	23.729	20.128	129.302	117.321
3	13:52:44.740	56.695	15.413	22.032	19.250	138.939	120.049	3	13:53:00.814	1:01.112	17.136	23.361	20.615	134.754	118.356
4	13:53:41.343	56.603	15.643	22.022	18.938	134.754	120.049	4	13:54:01.798	1:00.984	17.307	23.456	20.221	135.571	117.940
5	13:54:38.100	56.757	15.300	22.257	19.200	138.366	121.133	5	13:55:02.743	1:00.945	17.159	23.840	19.946	132.624	116.506
6	13:55:35.089	56.989	15.472			135.298	120.697	6	13:56:02.854	1:00.111	16.847	23.684	19.580	132.102	109.296
7	13:56:31.172	56.083	15.395	21.775	18.913	138.081	120.480	7	13:57:02.693	59.839	16.698	23.496	19.645	128.559	116.912
8	13:57:27.513	56.341	15.284	21.734	19.323	138.652	121.352	8	13:58:02.852	1:00.159	17.050	23.421	19.688	131.326	116.506
9	13:58:23.922	56.409	15.392	21.864	19.153	138.081	120.265	9	13:59:04.862	1:02.010	18.583	23.646	19.781	133.150	117.321
10	13:59:19.891	55.969	15.537	21.471	18.961	138.081	121.572	10	14:00:05.017	1:00.155	16.723	23.770	19.662	134.754	118.356
(19) Kristopher DUNCAN								(63) Chris EASTWOOD							
1	13:50:52.907	58.851	17.294	22.401	19.156	95.868	117.733	1	13:51:01.516	1:06.511	19.169			90.320	112.408
2	13:51:51.709	58.802	16.929	22.610	19.263	136.675	121.133	2	13:52:06.957	1:05.441	17.429	25.851	22.161	132.102	110.012
3	13:52:49.458	57.749	16.705	21.937	19.107	138.652	123.133	3	13:53:12.106	1:05.149	17.781	25.629	21.739	128.805	112.220
4	13:53:47.558	58.100	16.199			136.954	121.572	4	13:54:17.386	1:05.280	17.769			130.814	106.183
5	13:54:45.163	57.605	16.331	22.348	18.926	134.215	122.908	5	13:55:21.693	1:04.307	17.424			131.584	111.105
6	13:55:42.209	57.046	16.106			135.298	121.572	6	13:56:25.286	1:03.593	17.184	25.109	21.300	132.624	111.846
7	13:56:39.034	56.825	16.238	21.915	18.672	134.754	119.621	7	13:57:28.683	1:03.397	17.544			132.886	108.764
8	13:57:35.090	56.056	15.852	21.680	18.524	137.516	122.459	8	13:58:32.026	1:03.343	17.456			133.680	110.012
9	13:58:31.811	56.721	15.964	22.026	18.731	137.234	122.908	9	13:59:35.592	1:03.566	17.635			133.415	107.717
10	13:59:28.314	56.503	15.905			138.652	121.133	(28) Paul BOWERBANK							
								1	13:50:53.600	59.478	17.585	22.583	19.310	90.198	120.697
								2	13:51:51.754	58.154	16.061	22.585	19.508	138.939	121.133
								3	13:52:49.482	57.728	16.010	22.271	19.447	140.099	120.915
								4	13:53:47.397	57.915	16.107	22.363	19.445	140.099	120.697
								5	13:54:44.795	57.398	16.095	22.141	19.162	140.099	121.352
								6	13:55:41.990	57.195	16.055	21.997	19.143	138.939	121.133
								7	13:56:44.426	1:02.436	20.450	22.375	19.611	139.517	112.220
								(93) Kyle DUNCAN							
								1	13:50:57.314	1:01.969	18.018			94.252	114.129
								2	13:52:00.143	1:02.829	19.043			137.516	110.193
								3	13:53:01.154	1:01.011	16.942			136.121	115.703
								(7) Jodie CHALK							
								1	13:50:55.912	1:01.931	18.040	24.024	19.867	95.459	114.714
								2	13:51:56.794	1:00.882	16.578			132.624	118.147
(32) Matthew KERR															
1	13:50:56.830	1:02.142	18.057	23.798	20.287	94.252	110.012								
2	13:51:56.890	1:00.060	16.456	23.560	20.044	138.652	119.835								
3	13:52:55.057	58.167	16.218	22.409	19.540	139.808	116.506								
4	13:53:53.103	58.046	16.247	22.354	19.445	139.808	116.912								
5	13:54:51.307	58.204	16.348			138.366	116.709								
6	13:55:49.400	58.093	16.265	22.365	19.463	138.366	117.940								
7	13:56:47.889	58.489	16.314			138.081	118.985								
8	13:57:45.913	58.024	16.098	22.496	19.430	136.398	116.912								
9	13:58:43.524	57.611	16.126	21.864	19.621	137.798	117.116								
10	13:59:41.296	57.772	16.164			136.398	117.526								
(50) Barry GARRETT															
1	13:50:56.366	1:01.700	18.006	23.655	20.039	95.731	115.703								
2	13:51:55.697	59.331	16.708	22.988	19.635	131.842	116.506								
3	13:52:54.916	59.219	16.726	22.653	19.840	134.215	115.903								
4	13:53:54.614	59.698	16.947			131.584	116.304								
5	13:54:54.344	59.730	17.000	22.776	19.954	134.754	115.903								
6	13:55:54.092	59.748	16.941	22.918	19.889	133.680	114.518								
7	13:56:53.606	59.514	16.773	22.907	19.834	135.025	115.107								
8	13:57:53.633	1:00.027	16.699			135.025	115.504								
9	13:58:53.326	59.693	16.688	23.251	19.754	134.484	115.903								
10	13:59:53.174	59.848	16.705	23.290	19.853	131.326	113.166								
(27) Andrew DONALD															

Clerk of the Course :

Orbits

Sig : Time :

Chief Timekeeper : Ian Sharp (SMART Timing)

www.mylaps.com

Results available at www.mylaps.com and www.smart-timing.co.uk

Licensed to: SMART Timing

Printed: 03/08/2015 08:05:54


KMSC Superstock 600

Knockhill 1.267 miles

Race 22 - 3rd Race

02/08/2015 13:45

Race (10 Laps) started at 13:49:48



Competitors	Laps											
	0	1	2	3	4	5	6	7	8	9	10	
Lewis ROLLO (8)	1	8	8	8	8	8	8	8	8	8	8	8
Callum GRIGOR (99)	2	99	99	99	99	99	99	99	99	99	99	99
Jodie CHALK (7)	3	7	19	19	19	28	28	28	45	19	19	19
Kristopher DUNCAN (19)	4	19	28	28	28	19	45	45	19	45	45	45
Paul BOWERBANK (28)	5	28	7	45	45	45	19	19	28	32	32	32
Ewan GRAY (45)	6	45	45	50	50	32	32	32	32	50	50	50
Barry GARRETT (50)	7	50	50	7	32	50	50	50	50	27	27	27
Matthew KERR (32)	8	32	32	32	27	27	27	27	27	5	5	5
Andrew DONALD (27)	9	27	93	27	5	5	5	5	5	63	63	
Chris EASTWOOD (63)	10	63	27	5	93	63	63	63	63			
Daniel MacLEAN (5)	11	5	5	93	63							
Kyle DUNCAN (93)	12	93	63	63								

KMSC National Motorcycle Racing

Sorted on Laps

KMSC Cupar Motorcycles Pre-Injection 600

Knockhill 1.267 miles

Race 23 - 5th Race

02/08/2015 14:00

Race (10 Laps) started at 14:05:14

Pos	No.	Name	Make/Model	CC	Class	Laps	Total Tm	Diff	Best Tm	In Lap	Best Speed
1	86	Russell WILL	Yamaha	R6 600	Pl6	10	9:38.992		56.605	5	80.578
2	47	Steven HADDOW	Yamaha	R6 600	Pl6	10	9:39.278	0.286	55.150	10	82.703
3	11	Patrick FORMAN	Yamaha	R6 600	Pl6	10	9:41.575	2.583	56.544	8	80.664
4	84	Kyle HARPER	Yamaha	R6 600	Pl6	10	9:48.164	9.172	57.504	5	79.318
5	48	David McCAFFERTY	Yamaha	R6 600	Pl6	10	9:50.755	11.763	57.437	7	79.410
6	21	Michael BURKE	Yamaha	R6 600	Pl6	10	10:05.588	26.596	57.670	10	79.090
7	89	Alex BASS	Yamaha	R6 600	Pl6	10	10:06.158	27.166	57.696	8	79.054
8	91	Lewis SHAND	Yamaha	R6 600	Pl6	10	10:07.357	28.365	58.539	9	77.915
9	16	Michael CLARK	Honda	CBR600	Pl6	10	10:12.670	33.678	58.839	7	77.518
10	6	James WILKEN	Yamaha	R6 600	Pl6	10	10:13.997	35.005	59.030	7	77.267
11	17	Mike ANDERSON	Yamaha	R6 600	Pl6	10	10:16.535	37.543	59.723	7	76.371
12	92	Andrew CRAIGMILE	Yamaha	YZF R6	Pl6	10	10:17.974	38.982	59.872	8	76.181
13	58	Barry STEWART	Yamaha	R6 600	Pl6	10	10:27.698	48.706	1:00.294	3	75.648
14	88	Brian MARR	Yamaha	R6 600	Pl6	10	10:38.881	59.889	59.077	7	77.206
15	81	Stewart MARR	Yamaha	R6 600	Pl6	9	9:45.414	1 Lap	1:02.441	8	73.046
16	54	Cameron ROBB	Yamaha	R6 600	Pl6	9	9:50.562	1 Lap	1:02.599	7	72.862
17	79	James ROTHERAY	Yamaha	R6 600	Pl6	9	10:00.962	1 Lap	1:04.724	5	70.470
18	199	Ross WATTS	Yamaha	R6 600	Pl6	9	10:14.917	1 Lap	1:06.229	5	68.869
19	35	Ross BEATTIE	Yamaha	R6 600	Pl6	9	10:34.634	1 Lap	1:07.300	7	67.773

Not classified

DNF	60	Douglas BROWN	Yamaha	R6 600	Pl6	9	9:31.004	DNF	1:00.904	6	74.890
DNF	73	Fraser CAMERON	Yamaha	R6 600	Pl6	7	7:29.474	DNF	1:00.671	7	75.177
DNS	75	Harry PULLAR	Yamaha	R6 600	Pl6			DNS		0	-
DNS	119	Allan HARROW	Yamaha	R6 600	Pl6			DNS		0	-

Margin of Victory	Avg. Speed	Best Lap Tm	Best Speed	Best Lap by
0.286	78.776	55.150	82.703	47 - Steven HADDOW

Clerk of the Course :

Orbits

Sig : Time :

Chief Timekeeper : Ian Sharp (SMART Timing)

www.mylaps.com

Results available at www.mylaps.com and www.smart-timing.co.uk

Licensed to: SMART Timing

Printed: 03/08/2015 07:57:02

KMSC National Motorcycle Racing

KMSC Cupar Motorcycles Pre-Injection 600

Knockhill 1.267 miles

Race 23 - 5th Race

02/08/2015 14:00

Race (10 Laps) started at 14:05:14

Lap	Time of Day	Lap Tm	S1	S2	S3	SFSpd	S1Spd
(86) Russell WILL							
1	14:06:19.841	59.669	17.533	23.178	18.958	85.596	115.305
2	14:07:17.456	57.615	16.198	22.694	18.723	133.680	116.103
3	14:08:14.438	56.982	16.239			132.102	115.903
4	14:09:11.207	56.769	16.072	22.031	18.666	134.215	116.304
5	14:10:07.812	56.605	16.264	21.806	18.535	133.415	114.910
6	14:11:04.568	56.756	16.000	21.999	18.757	133.415	115.703
7	14:12:02.144	57.576	16.209	22.188	19.179	134.215	116.709
8	14:12:59.599	57.455	16.300	22.087	19.068	132.886	114.518
9	14:13:56.685	57.086	16.289	22.040	18.757	133.415	115.703
10	14:14:53.473	56.788	16.349	21.783	18.656	134.215	115.703

(47) Steven HADDOW							
1	14:06:22.402	1:02.178	17.913	23.949	20.316	92.308	114.910
2	14:07:22.362	59.960	16.702	23.235	20.023	133.415	115.703
3	14:08:21.315	58.953	16.261	22.660	20.032	133.947	115.305
4	14:09:19.025	57.710	15.949	22.317	19.444	132.102	116.912
5	14:10:15.588	56.563	15.688	21.760	19.115	133.680	115.305
6	14:11:11.635	56.047	15.528	21.628	18.891	133.947	115.107
7	14:12:07.869	56.234	15.711	21.136	19.387	135.025	116.304
8	14:13:03.046	55.177	15.533	21.157	18.487	135.571	116.506
9	14:13:58.609	55.563	15.472	21.276	18.815	136.121	116.912
10	14:14:53.759	55.150	16.074	20.851	18.225	137.516	117.940

(11) Patrick FORMAN							
1	14:06:19.570	59.864	17.401	22.938	19.525	87.952	109.832
2	14:07:17.312	57.742	16.428	22.089	19.225	131.326	111.660
3	14:08:14.613	57.301	16.221	21.874	19.206	131.584	113.166
4	14:09:12.179	57.566	16.149	22.429	18.988	131.842	113.357
5	14:10:09.160	56.981	16.253	21.818	18.910	131.584	112.976
6	14:11:06.898	57.738	15.968			133.415	113.166
7	14:12:03.879	56.981	16.193	21.972	18.816	132.624	113.742
8	14:13:00.423	56.544	15.834	21.567	19.143	133.680	113.549
9	14:13:58.539	56.116	16.714	22.505	18.897	133.680	113.549
10	14:14:56.056	57.517	16.899	21.634	18.984	134.215	113.549

(84) Kyle HARPER							
1	14:06:19.631	59.772	17.396	22.996	19.380	89.716	114.910
2	14:07:17.463	57.832	16.406	22.377	19.049	131.326	114.323
3	14:08:15.101	57.638	16.109	22.521	19.008	131.070	115.903
4	14:09:12.652	57.551	15.973	22.457	19.121	132.624	116.506
5	14:10:10.156	57.504	16.150	22.134	19.220	130.053	115.504
6	14:11:08.181	58.025	16.211	22.305	19.509	130.814	114.518
7	14:12:07.603	59.422	16.393	22.612	20.417	130.560	114.910
8	14:13:05.128	57.525	16.169	22.168	19.188	129.551	115.504
9	14:14:03.851	58.723	16.466	22.788	19.469	130.053	114.129
10	14:15:02.645	58.794	16.267	23.058	19.469	129.802	115.504

(48) David McCafferty							
1	14:06:22.299	1:02.204	17.420	24.362	20.422	91.303	111.660
2	14:07:22.212	59.913	16.610	23.264	20.039	134.754	115.305
3	14:08:21.141	58.929	16.170	22.505	20.254	135.571	115.903
4	14:09:18.940	57.799	15.996	22.276	19.527	134.484	116.304
5	14:10:17.005	58.065	16.159	22.308	19.598	135.571	117.321
6	14:11:14.701	57.696	15.890	22.389	19.417	136.398	117.116
7	14:12:12.138	57.437	16.038	22.183	19.216	136.121	116.304
8	14:13:09.928	57.790	15.924	22.646	19.220	136.398	116.912
9	14:14:07.624	57.696	15.840	22.124	19.732	136.398	116.506
10	14:15:05.236	57.612	15.961	22.391	19.260	136.398	116.506

(21) Michael BURKE							
1	14:06:27.531	1:04.899	19.035	25.044	20.820	86.479	111.846
2	14:07:28.210	1:00.679	16.808	23.690	20.181	135.298	110.922
3	14:08:28.684	1:00.474	16.647	23.465	20.362	135.298	109.832
4	14:09:28.503	59.819	16.438			136.675	112.597
5	14:10:27.528	59.025	16.720			135.845	115.107
6	14:11:26.331	58.803	16.067	22.614	20.122	134.215	117.526
7	14:12:24.996	58.665	16.170	23.061	19.434	129.053	117.526
8	14:13:23.471	58.475	16.391	22.808	19.276	137.234	110.012
9	14:14:22.399	58.928	15.739	22.217	20.972	134.484	118.147
10	14:15:20.069	57.670	16.135	22.246	19.289	129.302	118.147

(89) Alex BASS							
1	14:06:24.009	1:03.700	18.537	24.537	20.626	89.957	112.976
2	14:07:25.649	1:01.640	17.031	24.195	20.414	134.484	117.116
3	14:08:27.813	1:02.164	17.225	24.142	20.797	131.070	117.321
4	14:09:27.823	1:00.010	16.828	23.289	19.893	133.680	116.709
5	14:10:26.746	58.923	16.424	22.787	19.712	134.215	117.526
6	14:11:26.002	59.256	16.207	23.038	20.011	135.845	117.116
7	14:12:24.786	58.784	16.302	23.066	19.416	134.215	117.733
8	14:13:22.482	57.696	16.099	22.392	19.205	135.025	117.733
9	14:14:22.066	59.584	16.267	22.477	20.840	135.298	117.116
10	14:15:20.639	58.573	16.260	22.738	19.575	134.215	118.565

(91) Lewis SHAND							
1	14:06:24.314	1:03.294	17.996	24.839	20.459	98.111	112.220
2	14:07:25.756	1:01.442	16.839	24.352	20.251	135.025	113.935
3	14:08:26.775	1:01.019	16.640	24.180	20.199	134.484	115.703
4	14:09:26.222	59.447	16.299	23.143	20.005	133.150	114.714
5	14:10:26.108	59.886	16.769	23.195	19.922	133.150	115.504
6	14:11:25.424	59.316	16.260	23.172	19.884	133.680	115.903
7	14:12:24.629	59.205	16.028	23.591	19.586	133.947	115.107
8	14:13:23.719	59.090	16.593	23.147	19.350	133.150	116.506
9	14:14:22.258	58.539	16.257	22.391	19.891	133.947	115.903
10	14:15:21.838	59.580	16.846	22.565	20.169	131.584	116.304

(16) Michael CLARK							
1	14:06:26.354	1:05.347	18.699			92.054	101.678
2	14:07:27.528	1:01.174	17.656			122.014	101.524
3	14:08:29.108	1:01.580	17.813			120.915	106.859
4	14:09:30.930	1:01.822	16.888			132.102	108.238
5	14:10:30.482	59.552	16.641			130.306	109.474
6	14:11:29.915	59.433	16.595	22.980	19.858	132.102	110.193
7	14:12:28.754	58.839	16.225			131.326	109.832
8	14:13:28.509	59.755	16.956	23.233	19.566	124.044	108.764
9	14:14:28.225	59.716	16.700	23.136	19.880	132.362	105.020
10	14:15:27.151	58.926	16.847	22.722	19.357	130.560	108.764

(6) James WILKEN							
1	14:06:26.651	1:04.731	18.947	25.166	20.618	86.702	110.374
2	14:07:27.469	1:00.818	16.736	23.479	20.603	125.670	114.323
3	14:08:28.542	1:01.073	16.891	23.666	20.516	122.683	114.129
4	14:09:28.921	1:00.379	17.055	23.432	19.892	127.581	115.703
5	14:10:28.533	59.612	16.693			127.581	113.549
6	14:11:27.998	59.465	16.723	22.842	19.900	127.824	113.742
7	14:12:27.028	59.030	16.749	22.594	19.687	122.908	112.220
8	14:13:27.584	1:00.556	16.812	23.676	20.068	124.504	112.786
9	14:14:28.049	1:00.465	17.309	23.030	20.126	123.360	110.922
10	14:15:28.478	1:00.429	17.172	23.140	20.117	122.236	111.105

(17) Mike ANDERSON							
1	14:06:25.948	1:04.751	19.259			87.494	106.351
2	14:07:26.407	1:00.459	16.400			126.618	108.764
3	14:08:27.821	1:01.414	17.213			126.618	107.544
4	14:09:28.487	1:00.666	16.831			125.435	107.201
5	14:10:28.580	1:00.093	16.964			126.618	108.238
6	14:11:28.887	1:00.307	16.741	23.242	20.324	125.435	106.689
7	14:12:28.610	59.723	16.705			127.098	107.201
8	14:13:30.101	1:01.491	17.188	23.616	20.687	125.670	103.242
9	14:14:30.604	1:00.503	17.011	22.948	20.544	124.044	104.529
10	14:15:31.016	1:00.412	17.230	23.059	20.123	124.273	103.882

(92) Andrew CRAIGMILE							
1	14:06:25.577	1:05.138	18.667			92.054	108.764
2	14:07:27.395	1:01.818	17.155			129.302	113.166
3	14:08:28.452	1:01.057	16.655	23.773	20.629	131.842	112.786
4	14:09:30.776	1:02.324	17.232			133.415	112.220
5	14:10:32.025	1:01.249	16.935	23.826	20		

KMSC National Motorcycle Racing

KMSC Cupar Motorcycles Pre-Injection 600

Knockhill 1.267 miles

Race 23 - 5th Race

02/08/2015 14:00

Race (10 Laps) started at 14:05:14

Lap	Time of Day	Lap Tm	S1	S2	S3	SFSpd	S1Spd
3	14:08:30.329	1:00.294	16.857			131.842	110.374
4	14:09:31.235	1:00.906	16.802			132.362	111.846
5	14:10:32.593	1:01.358	17.153			129.802	112.786
6	14:11:33.232	1:00.639	16.956			129.302	113.357
7	14:12:33.699	1:00.467	16.879			128.805	111.105
8	14:13:35.644	1:01.945	17.544	23.713	20.688	128.805	109.474
9	14:14:39.488	1:03.844	18.030	24.053	21.761	128.313	106.859
10	14:15:42.179	1:02.691	17.286	24.513	20.892	127.824	107.201

Lap	Time of Day	Lap Tm	S1	S2	S3	SFSpd	S1Spd
9	14:15:49.115	1:09.758	19.389	27.664	22.705	113.357	88.767
(60) Douglas BROWN							
1	14:06:27.482	1:06.284	18.710			96.005	109.296
2	14:07:31.281	1:03.799	17.758			124.504	109.118
3	14:08:33.913	1:02.632	17.528			130.814	107.372
4	14:09:36.694	1:02.781	17.599			127.581	110.922
5	14:10:38.634	1:01.940	17.161			130.560	107.890
6	14:11:39.538	1:00.904	17.122			131.070	109.474
7	14:12:41.744	1:02.206	16.819			132.624	109.296
8	14:13:43.858	1:02.114	17.289	23.931	20.894	130.053	108.588
9	14:14:45.485	1:01.627	17.402	23.486	20.739	129.053	109.474

(88) Brian MARR							
1	14:06:55.379	1:34.805	49.514			89.957	101.218
2	14:07:56.389	1:01.010	17.054	23.333	20.623	121.572	109.296
3	14:08:56.750	1:00.361	16.796	23.321	20.244	126.618	109.653
4	14:09:56.331	59.581	16.531	23.124	19.926	128.559	110.193
5	14:10:55.515	59.184	16.446	22.713	20.025	129.053	110.012
6	14:11:54.904	59.389	16.403	22.865	20.121	127.824	109.296
7	14:12:53.981	59.077	16.376	22.148	20.553	131.070	110.374
8	14:13:53.679	59.698	16.976	22.633	20.089	125.435	110.374
9	14:14:53.124	59.445	16.804	22.872	19.769	115.504	109.118
10	14:15:53.362	1:00.238	17.137	22.262	20.839	128.068	108.941

(73) Fraser CAMERON							
1	14:06:30.641	1:08.673	20.409	26.632	21.632	83.260	96.281
2	14:07:33.991	1:03.350	17.587	25.123	20.640	122.683	107.201
3	14:08:37.554	1:03.563	17.766	24.762	21.035	123.360	108.941
4	14:09:39.822	1:02.268	17.291	24.416	20.561	125.435	107.544
5	14:10:41.725	1:01.903	17.282	24.201	20.420	127.824	105.020
6	14:11:43.284	1:01.559	17.140	24.091	20.328	124.273	106.351
7	14:12:43.955	1:00.671	17.142	23.528	20.001	125.201	104.692

(81) Stewart MARR							
1	14:06:28.703	1:07.264	19.773	26.011	21.480	94.785	101.832
2	14:07:33.180	1:04.477	17.766	25.123	21.588	124.504	106.689
3	14:08:37.499	1:04.319	17.889	24.914	21.516	122.236	107.717
4	14:09:41.368	1:03.869	17.790	25.032	21.047	126.142	105.349
5	14:10:45.010	1:03.642	17.615	24.725	21.302	126.142	110.012
6	14:11:49.844	1:04.834	18.680	24.499	21.655	113.742	100.611
7	14:12:53.336	1:03.492	17.897	24.688	20.907	117.733	103.242
8	14:13:55.777	1:02.441	17.879	23.823	20.739	120.049	104.366
9	14:14:59.895	1:04.118	18.022	24.371	21.725	121.352	97.967

(54) Cameron ROBB							
1	14:06:32.136	1:09.591	20.468			85.162	101.678
2	14:07:37.702	1:05.566	18.284			119.196	102.768
3	14:08:42.161	1:04.459	17.750			122.236	106.183
4	14:09:46.433	1:04.272	17.457			129.302	104.043
5	14:10:51.045	1:04.612	17.964			124.273	98.688
6	14:11:54.592	1:03.547	17.390			130.053	106.520
7	14:12:57.191	1:02.599	17.275			125.435	110.374
8	14:14:00.947	1:03.756	17.138	25.369	21.249	128.313	111.290
9	14:15:05.043	1:04.096	17.465	25.262	21.369	122.014	105.848

(79) James ROTHERAY							
1	14:06:31.391	1:09.531	20.161			91.552	98.688
2	14:07:36.171	1:04.780	18.179			119.196	104.692
3	14:08:41.123	1:04.952	18.289			117.733	103.721
4	14:09:46.099	1:04.976	17.984			119.409	103.882
5	14:10:50.823	1:04.724	18.027			119.621	103.561
6	14:11:56.648	1:05.825	18.598			119.621	102.926
7	14:13:02.595	1:05.947	18.614	24.806	22.527	116.709	104.043
8	14:14:08.030	1:05.435	18.457	25.160	21.818	117.526	103.721
9	14:15:15.443	1:07.413	18.602	25.848	22.963	119.621	97.824

(199) Ross WATTS							
1	14:06:33.480	1:11.174	21.036	27.990	22.148	84.839	93.465
2	14:07:40.807	1:07.327	18.432	26.689	22.206	115.703	103.084
3	14:08:48.452	1:07.645	18.668	26.839	22.138	120.049	99.566
4	14:09:55.809	1:07.357	18.803	26.767	21.787	123.133	98.111
5	14:11:02.038	1:06.229	18.185	26.417	21.627	117.733	102.142
6	14:12:08.674	1:06.636	18.506	26.482	21.648	119.196	99.566
7	14:13:15.245	1:06.571	18.306	26.381	21.884	115.305	100.611
8	14:14:22.700	1:07.455	18.518	26.494	22.443	123.815	97.682
9	14:15:29.398	1:06.698	18.523	26.428	21.747	106.520	100.611

(35) Ross BEATTIE							
1	14:06:35.282	1:12.239	21.345	28.385	22.509	81.441	84.946
2	14:07:44.273	1:08.991	19.169	27.218	22.604	113.935	90.320
3	14:08:51.891	1:07.618	18.563	26.607	22.448	112.786	97.967
4	14:10:01.124	1:09.233	20.030			119.835	88.767
5	14:11:09.539	1:08.415	18.538	26.974	22.903	112.597	85.270
6	14:12:23.652	1:14.113	23.634			110.922	88.884
7	14:13:30.952	1:07.300	19.018	26.148	22.134	107.201	98.398
8	14:14:39.357	1:08.405	19.833	26.698	21.874	110.739	94.252

Clerk of the Course :

Orbits

Sig : Time :

Chief Timekeeper : Ian Sharp (SMART Timing)

Results available at www.mylaps.com and www.smart-timing.co.uk

www.mylaps.com

Licensed to: SMART Timing


KMSC Cupar Motorcycles Pre-Injection 600

Knockhill 1.267 miles

Race 23 - 5th Race

02/08/2015 14:00

Race (10 Laps) started at 14:05:14



Competitors	Laps											
	0	1	2	3	4	5	6	7	8	9	10	
Patrick FORMAN (11)	1	11	11	11	86	86	86	86	86	86	86	86
Kyle HARPER (84)	2	84	84	86	11	11	11	11	11	11	11	47
David McCAFFERTY (48)	3	48	86	84	84	84	84	84	47	47	11	
Russell WILL (86)	4	86	48	48	48	48	47	47	47	84	84	84
Steven HADDOW (47)	5	47	47	47	47	47	48	48	48	48	48	48
Alex BASS (89)	6	89	89	89	91	91	91	91	91	89	89	21
Andrew CRAIGMILE (92)	7	92	91	91	89	89	89	89	89	21	91	89
Brian MARR (88)	8	88	92	17	17	17	21	21	21	91	21	91
Michael CLARK (16)	9	16	17	92	92	21	6	6	6	6	6	16
Lewis SHAND (91)	10	91	16	6	6	6	17	17	17	16	16	6
Mike ANDERSON (17)	11	17	6	16	21	92	16	16	16	17	17	17
Douglas BROWN (60)	12	60	60	21	16	16	92	92	92	92	92	92
Stewart MARR (81)	13	81	21	58	58	58	58	58	58	58	58	58
James ROTHERAY (79)	14	79	58	60	60	60	60	60	60	60	60	88
James WILKEN (6)	15	6	81	81	81	73	73	73	73	88	88	
Fraser CAMERON (73)	16	73	73	73	73	81	81	81	81	81	81	
Barry STEWART (58)	17	58	79	79	79	79	79	54	88	54	54	
Ross WATTS (199)	18	199	54	54	54	54	54	88	54	79	79	
Cameron ROBB (54)	19	54	199	199	199	199	88	79	79	199	199	
Michael BURKE (21)	20	21	35	35	35	88	199	199	199	35	35	
Ross BEATTIE (35)	21	35	88	88	88	35	35	35	35			
-	22											
-	23											

KMSC National Motorcycle Racing

Sorted on Laps

KMSC Lightweights

Knockhill 1.267 miles

Race 24 - 3rd Race

02/08/2015 14:15

Race (10 Laps) started at 14:22:45

Pos	No.	Name	Make/Model	CC	Class	Laps	Total Tm	Diff	Best Tm	In Lap	Best Speed
1	33	Adrian CLARK	Kawasaki	ER6	SL	10	9:40.145		56.264	8	81.066
2	31	Torquil PATERSON	Kawasaki	ER6	SL	10	9:43.741	3.596	56.324	8	80.980
3	21	Grant REID	Kawasaki	ER6	SL	10	9:48.291	8.146	57.422	5	79.431
4	15	Keith DICKIE	Kawasaki	ER6	SL	10	9:56.577	16.432	57.814	4	78.893
5	5	Gillian McGAW	Kawasaki	400	SL	10	10:11.674	31.529	58.623	2	77.804
6	52	Jason BLACKLOCK	Suzuki	400	F4	10	10:19.657	39.512	59.250	2	76.980
7	9	Gordon MURRAY	Suzuki	VFR 750	PCS	10	10:21.646	41.501	1:00.314	10	75.622
8	25	Jim PURVIS	Yamaha	FZR400	SL	10	10:29.294	49.149	1:00.484	7	75.410
9	39	Stuart HAMILTON	Kawasaki	ZXR600	SL	10	10:34.078	53.933	1:01.421	8	74.259
10	54	Ryan GIBSON	Kawasaki	ZXR400	SL	10	10:41.254	1:01.109	1:01.900	7	73.685
11	24	Alex REID	Suzuki	SFC Gladius	SL	10	10:42.699	1:02.554	1:02.704	6	72.740
12	10	Marc McEWAN	Suzuki	SV650	SL	9	9:50.478	1 Lap	1:03.857	5	71.427
13	44	Lewis MURRAY	Yamaha	FZR400	SL	9	10:07.500	1 Lap	1:03.986	8	71.283
14	37	Liam CAMPBELL	Honda	CBR400	SL	9	10:41.044	1 Lap	1:09.228	8	65.885
15	88	Ryan FRAME	Honda	RVF400	SL	9	10:41.490	1 Lap	1:08.351	9	66.730
16	11	Lianne MAYHEW	Honda	CBR400	SL	9	10:42.501	1 Lap	1:08.689	9	66.402
17	34	Charles MORRISON	Kawasaki	ZXR400	SL	8	9:41.447	2 Laps	1:10.426	6	64.764

Not classified

DNF	4	Alan GIBSON	Suzuki	SV650	SL	8	8:03.437	DNF	58.888	8	77.454
DNF	66	Kevin WATRET	Kawasaki	ER6	SL	7	7:26.074	DNF	1:02.225	7	73.300
DNF	17	Michael CRITCHELL	Suzuki	SV650	SL	7	7:58.994	DNF	1:06.244	7	68.853
DNS	71	Neil MASON	Suzuki	SV650	SL			DNS		0	-
DNS	77	Steven CRICHTON	Yamaha	FZ600	PCJ			DNS		0	-
DNS	79	Ashley ROBSON	Kawasaki	ZXR400	SL			DNS		0	-
DNS	12	Dan JAMES	Suzuki	SV650	SL			DNS		0	-
DNS	13	Andrew BARTON	Suzuki	SV650	SL			DNS		0	-
DNS	118	Rod WALKER	Kawasaki	ZXR400	SL			DNS		0	-
DNS	74	Christine WATSON	Honda	CBR400RR	SL			DNS		0	-

Margin of Victory	Avg. Speed	Best Lap Tm	Best Speed	Best Lap by
3.596	78.620	56.264	81.066	33 - Adrian CLARK

Clerk of the Course :

Orbits

Sig : Time :

Chief Timekeeper : Ian Sharp (SMART Timing)

www.mylaps.com

Results available at www.mylaps.com and www.smart-timing.co.uk

Licensed to: SMART Timing

Printed: 03/08/2015 08:00:24

KMSC National Motorcycle Racing

KMSC Lightweights

Knockhill 1.267 miles

Race 24 - 3rd Race

02/08/2015 14:15

Race (10 Laps) started at 14:22:45

Lap	Time of Day	Lap Tm	S1	S2	S3	SFSpd	S1Spd
(33) Adrian CLARK							
1	14:23:51.413	1:00.939	17.254	22.424	21.261	85.162	106.015
2	14:24:49.177	57.764	16.599	21.965	19.200	114.129	107.890
3	14:25:47.030	57.853	16.596	21.869	19.388	125.905	105.848
4	14:26:43.771	56.741	16.253	21.591	18.897	126.142	108.941
5	14:27:40.636	56.865	16.095	21.419	19.351	127.581	108.064
6	14:28:37.436	56.800	16.210	21.681	18.909	127.339	108.413
7	14:29:34.703	57.267	16.162	21.885	19.220	126.618	109.474
8	14:30:30.967	56.264	16.122	21.431	18.711	126.380	107.890
9	14:31:27.370	56.403	16.184	21.269	18.950	126.142	108.764
10	14:32:25.226	57.856	16.261	21.176	20.419	127.339	108.588

Lap	Time of Day	Lap Tm	S1	S2	S3	SFSpd	S1Spd
(31) Torquill PATERSON							
1	14:23:50.840	1:00.279	17.831	22.553	19.895	84.625	109.832
2	14:24:48.949	58.109	16.868	21.829	19.412	121.133	107.201
3	14:25:46.702	57.753	16.780	21.663	19.310	124.044	106.520
4	14:26:43.581	56.879	16.349	21.436	19.094	125.435	108.764
5	14:27:41.002	57.421	16.380	21.683	19.358	126.857	108.238
6	14:28:38.147	57.145	16.385	21.841	18.919	126.380	109.118
7	14:29:35.868	57.721	16.603	21.487	19.631	125.201	107.717
8	14:30:32.192	56.324	16.259	21.240	18.825	126.380	107.890
9	14:31:29.358	57.166	16.514	21.135	19.517	125.670	108.238
10	14:32:28.822	59.464	16.492	21.815	21.157	123.815	107.717

Lap	Time of Day	Lap Tm	S1	S2	S3	SFSpd	S1Spd
(21) Grant REID							
1	14:23:51.348	1:00.791	17.688	23.128	19.975	88.767	110.556
2	14:24:50.078	58.730	17.028	22.036	19.666	129.302	111.660
3	14:25:47.913	57.835	16.504	21.896	19.435	128.805	111.290
4	14:26:45.667	57.754	16.388	21.725	19.641	127.581	111.846
5	14:27:43.089	57.422	16.384	21.638	19.400	129.551	110.922
6	14:28:41.590	58.501	16.375	22.704	19.422	130.306	110.922
7	14:29:39.196	57.606	16.172	21.810	19.624	127.339	111.846
8	14:30:37.639	58.443	16.985	22.032	19.426	128.805	108.941
9	14:31:35.363	57.724	16.504	21.763	19.457	127.098	109.832
10	14:32:33.372	58.009	16.471	21.893	19.645	127.824	110.556

Lap	Time of Day	Lap Tm	S1	S2	S3	SFSpd	S1Spd
(15) Keith DICKIE							
1	14:23:51.699	1:00.968	17.852	23.036	20.080	86.146	105.184
2	14:24:50.526	58.827	16.883	22.325	19.619	124.735	108.588
3	14:25:48.645	58.119	16.661	22.092	19.366	125.435	108.238
4	14:26:46.459	57.814	16.679	21.700	19.435	125.905	108.764
5	14:27:44.875	58.416	16.631	22.184	19.601	125.905	109.118
6	14:28:45.299	1:00.424	16.742	22.976	20.706	124.735	107.372
7	14:29:43.743	58.444	16.814	22.096	19.534	124.044	109.296
8	14:30:42.903	59.160	16.664	22.194	20.302	124.504	108.238
9	14:31:41.998	59.095	16.887	22.524	19.684	118.147	107.030
10	14:32:41.658	59.660	16.862	22.654	20.144	123.133	107.544

Lap	Time of Day	Lap Tm	S1	S2	S3	SFSpd	S1Spd
(5) Gillian McGAW							
1	14:23:52.411	1:01.198	18.209	23.053	19.936	85.706	109.296
2	14:24:51.034	58.623	16.721	22.287	19.615	127.824	111.105
3	14:25:50.352	59.318	16.577	22.405	20.336	127.824	111.105
4	14:26:50.781	1:00.429	17.248	22.972	20.209	126.380	108.764
5	14:27:51.052	1:00.271	17.189	23.110	19.972	127.824	109.296
6	14:28:51.201	1:00.149	16.905	22.858	20.386	127.581	110.193
7	14:29:52.437	1:01.236	17.373	23.435	20.428	126.857	108.588
8	14:30:53.421	1:00.984	17.452	23.113	20.419	125.201	108.764
9	14:31:54.663	1:01.242	17.435	22.937	20.870	125.435	107.030
10	14:32:56.755	1:02.092	17.731	23.475	20.886	122.236	104.692

Lap	Time of Day	Lap Tm	S1	S2	S3	SFSpd	S1Spd
(52) Jason BLACKLOCK							
1	14:23:53.404	1:02.124	18.611	23.333	20.180	86.590	105.184
2	14:24:52.654	59.250	16.840	22.659	19.751	126.142	108.941
3	14:25:52.701	1:00.047	16.820	22.543	20.684	125.435	106.859
4	14:26:53.514	1:00.813	17.107	23.204	20.502	125.670	106.183
5	14:27:54.627	1:01.113	17.196	23.372	20.545	118.565	108.064
6	14:28:56.549	1:01.922	17.645	23.495	20.782	124.044	100.914
7	14:29:59.311	1:02.762	17.453	24.325	20.984	117.733	102.768
8	14:31:01.217	1:01.906	17.427	23.563	20.916	119.621	103.402
9	14:32:03.155	1:01.938	17.490	23.449	20.999	119.196	101.987
10	14:33:04.738	1:01.583	17.261	23.268	21.054	117.116	104.692

(9) Gordon MURRAY							
-------------------	--	--	--	--	--	--	--

Lap	Time of Day	Lap Tm	S1	S2	S3	SFSpd	S1Spd
1	14:23:58.751	1:05.678	19.543	24.905	21.230	90.320	103.402
2	14:25:00.676	1:01.925	17.164	23.904	20.857	126.618	106.859
3	14:26:02.056	1:01.380	16.944	24.156	20.280	125.201	104.692
4	14:27:02.408	1:00.352	16.727	23.293	20.332	126.380	105.681
5	14:28:02.916	1:00.508	16.793	23.339	20.376	123.815	105.848
6	14:29:03.638	1:00.722	17.187	23.305	20.230	124.044	104.043
7	14:30:04.098	1:00.460	16.766	23.233	20.461	124.273	106.859
8	14:31:06.006	1:01.908	16.940	23.686	21.282	124.735	106.859
9	14:32:06.413	1:00.407	16.969	22.972	20.466	124.044	106.183
10	14:33:06.727	1:00.314	16.798	22.873	20.643	124.735	106.520

Lap	Time of Day	Lap Tm	S1	S2	S3	SFSpd	S1Spd
(25) Jim PURVIS							
1	14:23:57.727	1:05.662	19.644	25.057	20.961	88.068	101.987
2	14:25:01.888	1:04.161	18.502	24.447	21.212	121.572	106.351
3	14:26:04.619	1:02.731	17.817	24.036	20.878	118.565	100.762
4	14:27:05.490	1:00.871	16.973	23.418	20.480	121.792	103.402
5	14:28:07.416	1:01.926	17.083	24.335	20.508	123.587	102.454
6	14:29:07.920	1:00.504	16.738	23.135	20.631	123.815	104.856
7	14:30:08.404	1:00.484	16.879	23.204	20.401	120.049	105.681
8	14:31:10.200	1:01.796	16.962	24.249	20.585	121.572	104.366
9	14:32:13.297	1:03.097	17.132	24.197	21.768	120.480	103.242
10	14:33:14.375	1:01.078	16.972	23.228	20.878	119.835	104.043

Lap	Time of Day	Lap Tm	S1	S2	S3	SFSpd	S1Spd
(39) Stuart HAMILTON							
1	14:23:57.045	1:05.468	19.035	25.322	21.111	85.054	99.714
2	14:24:59.628	1:02.583	17.508	24.240	20.835	116.103	99.714
3	14:26:02.165	1:02.537	17.770	23.968	20.799	116.304	98.833
4	14:27:04.851	1:02.686	17.737	24.269	20.680	116.709	99.863
5	14:28:07.364	1:02.513	17.556	24.216	20.741	117.116	99.714
6	14:29:09.509	1:02.145	17.542	23.852	20.751	115.903	101.832
7	14:30:11.446	1:01.937	17.409	23.822	20.706	116.506	101.678
8	14:31:12.867	1:01.421	17.295	23.568	20.558	118.775	100.914
9	14:32:17.417	1:04.550	17.736	23.802	23.012	116.709	101.524
10	14:33:19.159	1:01.742	17.743	23.460	20.539	113.935	100.161

Lap	Time of Day	Lap Tm	S1	S2	S3	SFSpd	S1Spd
(54) Ryan GIBSON							
1	14:23:58.532	1:06.819	19.866	25.694	21.259	88.299	96.836
2	14:25:02.194	1:03.662	18.074	24.637	20.951	115.305	104.529
3	14:26:05.779	1:03.585	17.752	24.843	20.990	114.714	104.204
4	14:27:10.076	1:04.297	18.272	24.550	21.475	115.	

KMSC National Motorcycle Racing

KMSC Lightweights

Knockhill 1.267 miles

Race 24 - 3rd Race

02/08/2015 14:15

Race (10 Laps) started at 14:22:45

Lap	Time of Day	Lap Tm	S1	S2	S3	SFSpd	S1Spd	Lap	Time of Day	Lap Tm	S1	S2	S3	SFSpd	S1Spd
4	14:27:25.345	1:06.406	18.597	25.713	22.096	109.296	93.465	5	14:28:30.631	1:06.331	18.863	25.703	21.765	115.703	95.459
5	14:28:30.932	1:05.587	18.239	25.674	21.674	111.846	94.385	6	14:29:37.831	1:07.200	19.225	26.106	21.869	113.742	96.005
6	14:29:36.696	1:05.764	18.444	25.696	21.624	112.408	92.562	7	14:30:44.075	1:06.244	18.752	25.322	22.170	113.166	95.731
7	14:30:41.258	1:04.562	18.206	24.595	21.761	110.922	93.076								
8	14:31:45.244	1:03.986	18.319	23.997	21.670	107.890	93.205								
9	14:32:52.581	1:07.337	18.513	24.663	24.161	101.066	92.054								

(37) Liam CAMPBELL

1	14:24:05.545	1:12.786	21.165	27.949	23.672	83.157	94.919
2	14:25:16.334	1:10.789	20.076	27.261	23.452	110.739	94.252
3	14:26:26.951	1:10.617	19.814	27.446	23.357	110.374	94.651
4	14:27:36.937	1:09.986	19.738	26.995	23.253	110.193	94.651
5	14:28:47.140	1:10.203	19.430	27.284	23.489	110.556	93.465
6	14:29:57.535	1:10.395	19.589	27.163	23.643	110.556	93.726
7	14:31:07.268	1:09.733	19.597	26.718	23.418	107.544	95.323
8	14:32:16.496	1:09.228	19.457	26.398	23.373	109.474	95.595
9	14:33:26.125	1:09.629	19.701	26.643	23.285	109.296	95.053

(88) Ryan FRAME

1	14:24:07.177	1:13.002	22.476	27.061	23.465	75.742	
2	14:25:16.812	1:09.635	19.549	26.812	23.274	104.366	
3	14:26:27.447	1:10.635	20.260	26.787	23.588	102.611	
4	14:27:37.705	1:10.258	19.800	26.665	23.793	103.402	
5	14:28:48.462	1:10.757	19.534	26.593	24.630	104.692	
6	14:29:57.952	1:09.490	19.583	26.320	23.587	102.611	
7	14:31:08.083	1:10.131	19.952	26.170	24.009	104.204	
8	14:32:18.220	1:10.137	19.577	25.860	24.700	102.768	
9	14:33:26.571	1:08.351	19.457	25.352	23.542	101.832	

(11) Lianne MAYHEW

1	14:24:10.207	1:16.892	24.676	29.034	23.182	78.765	72.392
2	14:25:20.582	1:10.375	20.264	27.024	23.087	108.764	91.802
3	14:26:31.077	1:10.495	20.360	27.197	22.938	109.118	89.716
4	14:27:40.090	1:09.013	19.764	26.531	22.718	109.653	91.055
5	14:28:49.179	1:09.089	19.813	26.586	22.690	109.118	91.055
6	14:29:59.578	1:10.399	20.189	27.147	23.063	108.064	87.837
7	14:31:09.013	1:09.435	19.967	26.730	22.738	105.848	88.416
8	14:32:18.893	1:09.880	19.818	26.550	23.512	107.890	88.767
9	14:33:27.582	1:08.689	19.857	26.193	22.639	108.413	89.716

(34) Charles MORRISON

1	14:24:08.638	1:15.122	23.563	27.864	23.695	74.234	79.795
2	14:25:19.683	1:11.045	19.880	27.319	23.846	106.859	89.716
3	14:26:31.038	1:11.355	19.596	27.204	24.555	104.204	88.416
4	14:27:42.145	1:11.107	20.243	27.038	23.826	101.218	87.153
5	14:28:53.857	1:11.712	19.745	28.129	23.838	104.529	89.002
6	14:30:04.283	1:10.426	19.681	27.264	23.481	105.349	87.952
7	14:31:15.422	1:11.139	20.138	26.889	24.112	102.926	88.884
8	14:32:26.528	1:11.106	19.836	27.247	24.023	102.768	87.837

(4) Alan GIBSON

1	14:23:52.768	1:01.751	18.016	23.733	20.002	87.722	106.520
2	14:24:52.246	59.478	16.731	22.807	19.940	123.133	107.372
3	14:25:51.400	59.154	16.575	22.740	19.839	123.360	106.015
4	14:26:51.034	59.634	16.719	22.833	20.082	123.587	106.183
5	14:27:50.411	59.377	16.754	22.929	19.694	123.815	106.183
6	14:28:50.515	1:00.104	16.555	23.270	20.279	122.683	105.681
7	14:29:49.630	59.115	16.552	22.756	19.807	123.587	105.681
8	14:30:48.518	58.888	16.346	22.866	19.676	121.572	105.681

(66) Kevin WATRET

1	14:23:55.396	1:03.868	18.792	24.734	20.342	87.040	100.460
2	14:24:58.155	1:02.759	17.574	24.649	20.536	118.985	101.832
3	14:26:01.361	1:03.206	18.173	24.343	20.690	119.409	98.254
4	14:27:04.268	1:02.907	17.959	24.423	20.525	119.196	100.914
5	14:28:06.649	1:02.381	17.270	24.385	20.726	123.133	101.524
6	14:29:08.930	1:02.281	17.694	24.082	20.505	109.296	101.371
7	14:30:11.155	1:02.225	17.572	23.776	20.877	119.835	102.611

(17) Michael CRITCHELL

1	14:24:01.665	1:08.507	19.716	26.862	21.929	87.952	97.682
2	14:25:09.349	1:07.684	18.659	26.827	22.198	115.903	96.697
3	14:26:17.593	1:08.244	19.249	26.801	22.194	114.323	95.595
4	14:27:24.300	1:06.707	18.929	26.285	21.493	113.357	95.188

Clerk of the Course :

Orbits

Sig : Time :

Chief Timekeeper : Ian Sharp (SMART Timing)

Results available at www.mylaps.com and www.smart-timing.co.uk

www.mylaps.com

Licensed to: SMART Timing

Printed: 03/08/2015 08:00:37

Page 2/2


KMSC Lightweights

Knockhill 1.267 miles

Race 24 - 3rd Race

02/08/2015 14:15

Race (10 Laps) started at 14:22:45



Competitors	Laps											
	0	1	2	3	4	5	6	7	8	9	10	
Adrian CLARK (33)	1	33	31	31	31	31	33	33	33	33	33	33
Grant REID (21)	2	21	21	33	33	33	31	31	31	31	31	31
Torquil PATERSON (31)	3	31	33	21	21	21	21	21	21	21	21	21
Keith DICKIE (15)	4	15	15	15	15	15	15	15	15	15	15	15
Alan GIBSON (4)	5	4	5	5	5	5	4	4	4	4	5	5
Gillian McGAW (5)	6	5	4	4	4	4	5	5	5	5	52	52
Jason BLACKLOCK (52)	7	52	52	52	52	52	52	52	52	52	9	9
Kevin WATRET (66)	8	66	66	66	66	9	9	9	9	9	25	25
Stuart HAMILTON (39)	9	39	39	39	9	66	66	25	25	25	39	39
Ryan GIBSON (54)	10	54	24	9	39	39	39	66	66	39	54	54
Alex REID (24)	11	24	25	24	24	25	25	39	39	54	24	24
Jim PURVIS (25)	12	25	54	25	25	24	24	24	24	24	10	10
Marc McEWAN (10)	13	10	9	54	54	54	54	54	54	10	44	44
Liam CAMPBELL (37)	14	37	10	10	10	10	10	10	10	44	37	37
Gordon MURRAY (9)	15	9	17	17	17	17	17	44	44	37	88	88
Michael CRITCHELL (17)	16	17	37	44	44	44	44	17	17	88	11	11
Lianne MAYHEW (11)	17	11	44	37	37	37	37	37	37	11	11	11
Charles MORRISON (34)	18	34	88	88	88	88	88	88	88	88	34	34
Lewis MURRAY (44)	19	44	34	34	34	11	11	11	11	11	11	11
Ryan FRAME (88)	20	88	11	11	11	34	34	34	34	34	34	34
-	21											
-	22											
-	23											
-	24											
-	25											
-	26											
-	27											

KMSC National Motorcycle Racing**Sorted on Laps**

KMSC Superbikes & Shirlaws KMSC Clubman

Knockhill 1.267 miles

Race 25 - 3rd Race

02/08/2015 14:30

Race (10 Laps) started at 14:58:26

Pos	No.	Name	Make/Model	CC	Class	Laps	Total Tm	Diff	Best Tm	In Lap	Best Speed
1	72	Sean GILFILLAN	Kawasaki	ZX10R	SB	10	8:50.076		51.971	9	87.762
2	179	Andrew TASKER	Kawasaki	ZX10R	SB	10	8:50.245	0.169	51.954	10	87.791
3	55	Donald MacFADYEN	BMW	S1000RR	SB	10	8:53.814	3.738	52.046	5	87.636
4	50	Tim HASTINGS	Kawasaki	ZX6R 600	SB	10	8:55.765	5.689	51.868	10	87.937
5	155	Scott SHAND	Honda	CBR 1000RR	SB	10	8:57.162	7.086	52.501	6	86.876
6	84	Darren ROSS	Kawasaki	ZX10R	SB	10	8:59.906	9.830	52.334	8	87.154
7	47	Alan BRYCE	BMW	1000RR	SB	10	9:01.705	11.629	52.878	9	86.257
8	11	Richard HUGHES	BMW	S1000RR	C	10	9:03.547	13.471	52.961	7	86.122
9	63	Kenny PATERSON	BMW	S1000RR	C	10	9:10.963	20.887	53.794	3	84.788
10	71	Gavin JONES	Honda	CBR1000RR	C	10	9:11.471	21.395	53.991	4	84.479
11	119	Kristopher DUNCAN	Kawasaki	ZX6R 600	C	10	9:19.850	29.774	54.739	10	83.324
12	33	Graeme BODEL	BMW	S1000RR	C	10	9:19.878	29.802	54.348	10	83.924
13	66	Derek BUTCHER	Kawasaki	ZX6R	C	10	9:22.633	32.557	54.941	8	83.018
14	69	Rodney SCOTT	BMW	S1000RR	C	10	9:35.549	45.473	56.231	2	81.113
15	5	Daniel MacLEAN	Honda	CBR600RR	C	10	9:42.353	52.277	56.818	10	80.275

Not classified

DNS	79	Bruce BIRNIE	BMW	S1000RR	SB			DNS		0	-
DNS	12	Neil BROWN	Honda	CBR1000	C			DNS		0	-
DNS	94	Greg GILFILLAN	Kawasaki	ZX10R	SB			DNS		0	-
DNS	34	John DEAN	Suzuki	GSXR 750	SB			DNS		0	-
DNS	75	Charlie BUNYAN	Yamaha	R6 600	C			DNS		0	-
DNS	54	Gordon DUNCAN	Ducati	Panigale 899	C			DNS		0	-
DNS	37	Steven PATERSON	Yamaha	R1	C			DNS		0	-
DNS	36	Graham PATTERSON	Kawasaki	ZX10R	C			DNS		0	-

Margin of Victory	Avg. Speed	Best Lap Tm	Best Speed	Best Lap by
0.169	86.046	51.868	87.937	50 - Tim HASTINGS

Clerk of the Course :

Orbits

Sig : Time :

Chief Timekeeper : Ian Sharp (SMART Timing)

www.mylaps.com

Results available at www.mylaps.com and www.smart-timing.co.uk

Licensed to: SMART Timing

Printed: 03/08/2015 08:21:55

KMSC National Motorcycle Racing

KMSC Superbikes & Shirlaws KMSC Clubman

Knockhill 1.267 miles

Race 25 - 3rd Race

02/08/2015 14:30

Race (10 Laps) started at 14:58:26

Lap	Time of Day	Lap Tm	S1	S2	S3	SFSpd	S1Spd
(72) Sean GILFILLAN							
1	14:59:25.191	54.194	16.239	20.580	17.375	94.651	129.053
2	15:00:17.758	52.567	14.929	20.273	17.365	152.171	129.053
3	15:01:10.470	52.712	14.883			151.484	129.053
4	15:02:03.123	52.653	14.728	20.560	17.365	153.564	128.559
5	15:02:55.389	52.266	14.831	20.197	17.238	153.214	129.551
6	15:03:47.633	52.244	14.898			153.564	128.313
7	15:04:39.973	52.340	14.783			152.171	130.053
8	15:05:32.088	52.115	14.789			150.465	128.559
9	15:06:24.059	51.971	14.779			153.214	129.053
10	15:07:16.089	52.030	14.622			154.270	130.560

Lap	Time of Day	Lap Tm	S1	S2	S3	SFSpd	S1Spd
(179) Andrew TASKER							
1	14:59:26.186	54.939	16.271	21.135	17.533	94.518	124.968
2	15:00:18.853	52.667	14.998			143.087	129.053
3	15:01:11.033	52.180	14.894	19.964	17.322	143.087	129.053
4	15:02:03.411	52.378	14.851	20.100	17.427	140.687	129.551
5	15:02:55.741	52.330	14.873			140.099	129.053
6	15:03:48.047	52.306	14.878			140.392	128.313
7	15:04:40.064	52.017	14.760	19.927	17.330	141.279	130.053
8	15:05:32.296	52.232	14.860	20.113	17.259	140.392	130.306
9	15:06:24.304	52.008	14.735	20.181	17.092	142.782	128.559
10	15:07:16.258	51.954	14.660	19.848	17.446	142.782	130.560

Lap	Time of Day	Lap Tm	S1	S2	S3	SFSpd	S1Spd
(55) Donald MacFADYEN							
1	14:59:25.886	54.655	16.061			96.976	125.435
2	15:00:19.195	53.309	15.047			141.877	131.326
3	15:01:11.979	52.784	14.864			142.782	132.102
4	15:02:04.365	52.386	14.737			147.814	132.362
5	15:02:56.411	52.046	14.662			146.844	131.842
6	15:03:48.809	52.398	14.801			144.008	128.313
7	15:04:41.178	52.369	14.960			143.699	131.584
8	15:05:34.163	52.985	15.035			147.489	130.306
9	15:06:26.797	52.634	14.978	20.187	17.469	144.317	132.886
10	15:07:19.827	53.030	14.881			142.782	131.326

Lap	Time of Day	Lap Tm	S1	S2	S3	SFSpd	S1Spd
(50) Tim HASTINGS							
1	14:59:27.474	55.781	16.200	21.502	18.079	101.678	122.683
2	15:00:21.339	53.865	15.235	20.755	17.875	145.570	124.504
3	15:01:14.538	53.199	15.076			144.941	128.815
4	15:02:07.224	52.686	14.966	20.151	17.569	144.941	124.044
5	15:03:00.095	52.871	15.075	20.070	17.726	144.941	123.815
6	15:03:52.670	52.575	14.986			144.008	124.044
7	15:04:45.241	52.571	15.002			144.628	124.968
8	15:05:37.738	52.497	15.023			145.255	125.201
9	15:06:29.910	52.172	14.856	19.822	17.494	144.941	125.201
10	15:07:21.778	51.868	14.859	19.623	17.386	144.941	124.044

Lap	Time of Day	Lap Tm	S1	S2	S3	SFSpd	S1Spd
(155) Scott SHAND							
1	14:59:26.623	54.837	16.008			99.125	126.142
2	15:00:19.707	53.084	15.076			141.577	128.805
3	15:01:12.354	52.647	14.949			144.317	128.068
4	15:02:05.104	52.750	14.911			142.782	124.968
5	15:02:57.662	52.558	15.052			143.087	128.068
6	15:03:50.163	52.501	15.046			142.782	127.581
7	15:04:43.182	53.019	15.192			140.982	128.313
8	15:05:36.169	52.987	15.080			139.808	128.068
9	15:06:29.374	53.205	15.040			141.577	126.380
10	15:07:23.175	53.801	15.780			145.570	124.504

Lap	Time of Day	Lap Tm	S1	S2	S3	SFSpd	S1Spd
(84) Darren ROSS							
1	14:59:28.289	56.120	16.229	22.112	17.779	112.220	124.044
2	15:00:22.209	53.920	15.456	20.726	17.738	139.808	129.302
3	15:01:15.678	53.469	15.262	20.642	17.565	142.479	128.559
4	15:02:08.952	53.274	15.119	20.485	17.670	139.808	128.559
5	15:03:02.054	53.102	15.062	20.529	17.511	141.877	130.053
6	15:03:54.766	52.712	15.056	20.272	17.384	145.570	131.842
7	15:04:47.857	53.091	15.380	20.222	17.489	146.204	126.618
8	15:05:40.191	52.334	14.952	20.060	17.322	142.782	128.559
9	15:06:32.841	52.650	14.766	20.436	17.448	145.255	129.551
10	15:07:25.919	53.078	15.002	20.407	17.669	146.844	121.572

(47) Alan BRYCE							
-----------------	--	--	--	--	--	--	--

Lap	Time of Day	Lap Tm	S1	S2	S3	SFSpd	S1Spd
1	14:59:27.860	56.494	16.864	21.346	18.284	97.967	128.068
2	15:00:21.418	53.558	15.195			142.782	132.624
3	15:01:14.912	53.494	15.173	20.553	17.768	145.886	128.559
4	15:02:08.100	53.188	15.060			141.279	130.560
5	15:03:01.425	53.325	15.143	20.533	17.649	142.479	131.326
6	15:03:54.595	53.170	15.044	20.520	17.606	146.523	127.339
7	15:04:47.760	53.165	15.279			145.255	129.302
8	15:05:41.042	53.282	15.663			142.479	129.053
9	15:06:33.920	52.878	15.015			141.877	129.551
10	15:07:27.718	53.798	15.171			145.255	130.814

Lap	Time of Day	Lap Tm	S1	S2	S3	SFSpd	S1Spd
(11) Richard HUGHES							
1	14:59:28.000	56.321	16.691	21.571	18.059	97.824	125.670
2	15:00:21.934	53.934	15.371			139.227	130.306
3	15:01:15.195	53.261	15.162	20.488	17.611	140.982	130.053
4	15:02:08.566	53.371	15.240			142.782	127.581
5	15:03:01.713	53.147	15.203			138.652	131.326
6	15:03:55.620	53.907	15.541			141.577	124.504
7	15:04:48.581	52.961	15.151	20.315	17.495	141.279	128.313
8	15:05:42.000	53.419	15.189	20.580	17.650	142.479	127.581
9	15:06:35.556	53.556	15.203	20.681	17.672	140.982	125.905
10	15:07:29.560	54.004	15.518	20.643	17.843	136.954	124.968

Lap	Time of Day	Lap Tm	S1	S2	S3	SFSpd	S1Spd
(63) Kenny PATERSON							
1	14:59:29.767	57.420	16.648	22.566	18.206	96.005	122.236
2	15:00:24.376	54.609	15.524	21.254	17.831	145.255	127.339
3	15:01:18.170	53.794	15.225	20.857	17.712	142.782	127.339
4	15:02:12.201	54.031	15.250	20.894	17.887	143.392	127.098
5	15:03:06.359	54.158	15.618	20.649	17.891	140.392	126.380
6	15:04:00.230	53.871	15.357	20.732	17.782	141.577	128.559
7	15:04:54.458	54.228	15.247	21.018	17.963	143.392	125.435
8	15:05:48.261	53.803	15.124	20.922	17.757	137.516	126.380
9	15:06:42.503	54.242	15.217	20.936	18.089	143.699	125.435
10	15:07:36.976	54.473	15.654	20.991	17.828	139.808	124.968

Lap	Time of Day	Lap Tm	S1	S2	S3	SFSpd	S1Spd
(71) Gavin JONES							
1	14:59:29.091	57.591	17.000	22.420	18.171	98.833	122.014
2	15:00:23.173	54.082	15.253	20.793	18.036	147.814	127.824
3	15:01:17.295	54.122	15.270	20.738	18.114	147.166	126.380
4	15:02:11.286	53.991	15.234	20.682	18.075	147.166	129.053
5	15:03:05.542	54.256	15.278	20.901	18.077	144.941	128.559
6	15:03:59.647	54.105	15.338	20.807	17.960	145.570	125.905
7	15:04:53.874	54.227	15.223	20.898	18.106	147.166	125.905
8	15:05:48.238	54.364	15.386	20.786	18.192	145.886	126.618
9	15:06:42.921	54.683	15.415	21.140	18.128	146.523	127.339
10	15:07:37.484	54.563	15.442	21.152	17.969	147.166	

KMSC National Motorcycle Racing

KMSC Superbikes & Shirlaws KMSC Clubman

Knockhill 1.267 miles

Race 25 - 3rd Race

02/08/2015 14:30

Race (10 Laps) started at 14:58:26

Lap	Time of Day	Lap Tm	S1	S2	S3	SFSpd	S1Spd	Lap	Time of Day	Lap Tm	S1	S2	S3	SFSpd	S1Spd
3	15:01:21.907	55.576	15.704	21.427	18.445	145.886	123.133								
4	15:02:17.153	55.246	15.723	21.255	18.268	144.317	121.352								
5	15:03:12.451	55.298	15.722	21.315	18.261	145.255	124.968								
6	15:04:07.979	55.528	15.818	21.385	18.325	144.941	122.683								
7	15:05:02.962	54.983	15.622	21.090	18.271	144.628	124.504								
8	15:05:57.903	54.941	15.500	21.173	18.268	143.699	123.360								
9	15:06:53.424	55.521	15.785	21.162	18.574	140.687	127.581								
10	15:07:48.646	55.222	15.634	21.181	18.407	143.699	125.201								

(69) Rodney SCOTT

1	14:59:31.407	59.197	17.292	23.225	18.680	95.731	121.133								
2	15:00:27.638	56.231	15.981	21.929	18.321	138.366	126.857								
3	15:01:23.985	56.347	15.971			137.234	125.201								
4	15:02:20.439	56.454	16.089	21.820	18.545	135.298	126.380								
5	15:03:17.306	56.867	16.062	22.140	18.665	140.687	124.504								
6	15:04:14.265	56.959	16.308	22.255	18.396	132.624	123.133								
7	15:05:10.987	56.722	15.858	22.437	18.427	139.808	128.068								
8	15:06:07.793	56.806	15.844	22.313	18.649	138.081	130.560								
9	15:07:04.734	56.941	16.307	22.215	18.419	135.025	125.670								
10	15:08:01.562	56.828	15.957	22.385	18.486	136.675	124.968								

(5) Daniel MacLEAN

1	14:59:32.564	59.921	17.652	23.017	19.252	98.688	118.147								
2	15:00:30.278	57.714	16.531	21.823	19.360	135.571	117.940								
3	15:01:27.528	57.250	16.411	21.807	19.032	134.484	118.565								
4	15:02:24.597	57.069	16.334	21.841	18.894	131.326	117.733								
5	15:03:21.906	57.309	16.535			130.814	118.565								
6	15:04:19.487	57.581	16.636			129.053	117.940								
7	15:05:17.002	57.515	16.351	22.049	19.115	132.362	118.356								
8	15:06:14.411	57.409	16.302	22.041	19.066	132.886	117.526								
9	15:07:11.548	57.137	16.278	21.799	19.060	134.754	117.940								
10	15:08:08.366	56.818	16.187	21.678	18.953	134.754	117.526								

Clerk of the Course :

Orbits

Sig : Time :

Chief Timekeeper : Ian Sharp (SMART Timing)

Results available at www.mylaps.com and www.smart-timing.co.uk

www.mylaps.com

Licensed to: SMART Timing

Printed: 03/08/2015 08:03:14

Page 2/2


KMSC Superbikes & Shirlaws KMSC Clubman

Knockhill 1.267 miles

Race 25 - 3rd Race

02/08/2015 14:30

Race (10 Laps) started at 14:58:26



Competitors	Laps											
		0	1	2	3	4	5	6	7	8	9	10
Sean GILFILLAN (72)	1	72	72	72	72	72	72	72	72	72	72	72
Donald MacFADYEN (55)	2	55	55	179	179	179	179	179	179	179	179	179
Andrew TASKER (179)	3	179	179	55	55	55	55	55	55	55	55	55
Alan BRYCE (47)	4	47	155	155	155	155	155	155	155	155	155	50
Gavin JONES (71)	5	71	50	50	50	50	50	50	50	50	50	155
Richard HUGHES (11)	6	11	47	47	47	47	47	47	47	84	84	84
Tim HASTINGS (50)	7	50	11	11	11	11	11	84	84	47	47	47
Kristopher DUNCAN (119)	8	119	84	84	84	84	84	11	11	11	11	11
Scott SHAND (155)	9	155	71	71	71	71	71	71	71	71	63	63
Derek BUTCHER (66)	10	66	119	63	63	63	63	63	63	63	71	71
Darren ROSS (84)	11	84	63	119	119	119	119	119	119	119	119	119
Rodney SCOTT (69)	12	69	33	33	33	33	33	33	33	33	33	33
Graeme BODEL (33)	13	33	66	66	66	66	66	66	66	66	66	66
Kenny PATERSON (63)	14	63	69	69	69	69	69	69	69	69	69	69
Daniel MacLEAN (5)	15	5	5	5	5	5	5	5	5	5	5	5
-	16											
-	17											
-	18											
-	19											
-	20											
-	21											
-	22											
-	23											

KMSC National Motorcycle Racing**Sorted on Laps**

KMSC 125's

Knockhill 1.267 miles

Race 26 - 5th Race

02/08/2015 14:45

Race (10 Laps) started at 15:13:30

Pos	No.	Name	Make/Model	CC	Class	Laps	Total Tm	Diff	Best Tm	In Lap	Best Speed
1	11	Lewis PATERSON	Aprilia	RS125	F125	10	11:03.072		1:04.656	10	70.544
2	27	James McLAREN	Aprilia	RS125	F125	10	11:03.162	0.090	1:04.905	10	70.273
3	88	Lewis NICOL	Aprilia	RS125	F125	10	11:15.408	12.336	1:06.072	10	69.032
4	9	Rishon HICKEY	Aprilia	125	F125	10	12:03.889	1:00.817	1:10.634	4	64.574
5	47	Joel BAVIDGE	Aprilia	RS125	F125	9	11:03.548	1 Lap	1:10.571	8	64.631
6	23	Oliver WALTERS	Aprilia	RS125	F125	9	12:06.657	1 Lap	1:16.737	9	59.438
7	15	Finlay MILNE	Aprilia	125	F125	8	11:04.494	2 Laps	1:19.525	4	57.354
Not classified											
DNF	21	Marc GIBSON	Aprilia	RS125	F125	3	3:58.965	DNF	1:13.152	2	62.351
DNS	7	Josh HODGE	Metrakit	70	F125			DNS		0	-

Margin of Victory	Avg. Speed	Best Lap Tm	Best Speed	Best Lap by
0.090	68.787	1:04.656	70.544	11 - Lewis PATERSON

Clerk of the Course :

Orbits

Sig : Time :

Chief Timekeeper : Ian Sharp (SMART Timing)

www.mylaps.com

Results available at www.mylaps.com and www.smart-timing.co.uk

Licensed to: SMART Timing

Printed: 03/08/2015 07:44:24

KMSC National Motorcycle Racing

KMSC 125's

Knockhill 1.267 miles

Race 26 - 5th Race

02/08/2015 14:45

Race (10 Laps) started at 15:13:30

Lap	Time of Day	Lap Tm	S1	S2	S3	SFSpd	S1Spd	Lap	Time of Day	Lap Tm	S1	S2	S3	SFSpd	S1Spd
(11) Lewis PATERSON								(21) Marc GIBSON							
1	15:14:44.230	1:07.788	20.259			68.970	83.157	3	15:17:44.887	1:20.200	22.749	30.512	26.939	82.645	69.831
2	15:15:50.383	1:06.153	19.111	24.768	22.274	98.688	82.645	4	15:19:04.412	1:19.525	22.930			83.885	69.758
3	15:16:56.497	1:06.114	19.137	24.791	22.186	98.111	83.675	5	15:20:26.955	1:22.543	23.339			84.095	69.977
4	15:18:02.127	1:05.630	19.024			99.125	83.571	6	15:21:49.633	1:22.678	23.720			81.343	64.651
5	15:19:08.159	1:06.032	19.043			98.543	82.442	7	15:23:10.974	1:21.341	23.286	30.476	27.579	79.795	67.854
6	15:20:13.391	1:05.232	18.954	24.458	21.820	101.678	84.306	8	15:24:34.659	1:23.685	23.776	31.603	28.306	79.323	67.854
7	15:21:18.812	1:05.421	19.066	24.424	21.931	99.272	83.780	(27) James McLAREN							
8	15:22:23.922	1:05.110	19.004	24.221	21.885	99.419	83.467	1	15:14:44.683	1:07.847	20.790			66.907	81.739
9	15:23:28.581	1:04.659	18.797	24.232	21.630	100.914	83.989	2	15:15:50.408	1:05.725	18.829			98.979	83.571
10	15:24:33.237	1:04.656	18.801	24.198	21.657	101.524	83.675	3	15:16:56.536	1:06.128	19.250			97.399	82.240
								4	15:18:02.217	1:05.681	19.073			98.254	82.442
								5	15:19:07.706	1:05.489	18.812			98.398	82.240
								6	15:20:12.730	1:05.024	18.867			97.399	81.441
								7	15:21:18.319	1:05.589	18.891			97.257	81.441
								8	15:22:23.354	1:05.035	18.871			96.281	82.139
								9	15:23:28.422	1:05.068	18.887			97.257	81.938
								10	15:24:33.327	1:04.905	18.973			96.697	81.938
(88) Lewis NICOL								(9) Rishon HICKEY							
1	15:14:45.246	1:08.257	20.838			68.617	83.054	1	15:14:50.683	1:12.997	21.936			67.513	79.606
2	15:15:51.474	1:06.228	19.438			100.310	83.467	2	15:16:03.246	1:12.563	20.888			97.682	78.305
3	15:16:58.062	1:06.588	19.797			99.272	82.951	3	15:17:14.065	1:10.819	20.386			95.323	
4	15:18:04.976	1:06.914	19.867			100.611	82.442	4	15:18:24.699	1:10.634	20.673			97.824	
5	15:19:11.840	1:06.864	19.847			99.566	81.441	5	15:19:35.698	1:10.999	20.457			98.254	75.572
6	15:20:19.669	1:07.829	19.883			99.863	82.747	6	15:20:47.103	1:11.405	20.871			96.697	77.761
7	15:21:26.093	1:06.424	19.571			99.125	81.639	7	15:21:59.464	1:12.361	20.742			96.143	77.224
8	15:22:32.848	1:06.755	19.662	25.059	22.034	98.979	82.442	8	15:23:10.439	1:10.975	20.264			95.595	77.135
9	15:23:39.501	1:06.653	19.706			98.543	82.645	9	15:24:22.260	1:11.821	20.441			95.459	
10	15:24:45.573	1:06.072	19.693			98.398	82.341	10	15:25:34.054	1:11.794	20.812			93.726	
(47) Joel BAVIDGE								(23) Oliver WALTERS							
1	15:14:54.633	1:16.226	23.124	27.549	25.553	64.776	74.813	1	15:15:00.248	1:21.755	24.242	29.941	27.572	65.471	74.813
2	15:16:07.865	1:13.232	21.067	27.476	24.689	88.532	75.317	2	15:16:20.840	1:20.592	23.344			83.467	75.233
3	15:17:20.928	1:13.063	21.110	27.827	24.126	88.416	75.317	3	15:17:42.389	1:21.549	24.900			83.157	72.864
4	15:18:33.242	1:12.314	21.063	27.420	23.831	89.002	75.064	4	15:19:03.246	1:20.857	24.452			76.086	73.826
5	15:19:45.532	1:12.290	21.002	27.018	24.270	89.477	74.981	5	15:20:22.735	1:19.489	23.181	29.696	26.612	82.543	71.164
6	15:20:56.903	1:11.371	20.898	26.480	23.993	88.649	74.981	6	15:21:41.794	1:19.059	23.169			82.849	74.813
7	15:22:07.915	1:11.012	21.006	26.230	23.776	88.767	75.487	7	15:22:59.960	1:18.166	23.172	29.562	25.432	80.658	75.148
8	15:23:18.486	1:10.571	20.784	26.103	23.684	89.358	76.172	8	15:24:20.085	1:20.125	23.024			81.146	73.342
9	15:24:33.713	1:15.227	20.703	27.703	26.821	89.239	74.730	9	15:25:36.822	1:16.737	22.990			86.479	73.502
(15) Finlay MILNE															
1	15:15:03.567	1:24.151	24.677			60.186	68.617								
2	15:16:24.687	1:21.120	22.841			83.054	69.542								

Clerk of the Course :

Orbits

Sig : Time :

Chief Timekeeper : Ian Sharp (SMART Timing)

www.mylaps.com

Results available at www.mylaps.com and www.smart-timing.co.uk

Licensed to: SMART Timing

Printed: 03/08/2015 07:44:36


KMSC 125's

Knockhill 1.267 miles

Race 26 - 5th Race

02/08/2015 14:45

Race (10 Laps) started at 15:13:30



Competitors	Laps											
	0	1	2	3	4	5	6	7	8	9	10	
Lewis PATERSON (11)	1	11	11	11	11	11	27	27	27	27	27	11
James McLAREN (27)	2	27	27	27	27	27	11	11	11	11	11	27
Lewis NICOL (88)	3	88	88	88	88	88	88	88	88	88	88	88
Marc GIBSON (21)	4	21	9	9	9	9	9	9	9	9	9	9
Rishon HICKEY (9)	5	9	47	47	47	47	47	47	47	47	47	47
Joel BAVIDGE (47)	6	47	21	21	21	23	23	23	23	23	23	23
Oliver WALTERS (23)	7	23	23	23	23	15	15	15	15	15	15	15
Finlay MILNE (15)	8	15	15	15	15							
-	9											

KMSC National Motorcycle Racing

Sorted on Laps

Novice Open

Knockhill 1.267 miles

Race 27 - 2nd Race

02/08/2015 15:00

Race (8 Laps) started at 15:31:20

Pos	No.	Name	Make/Model	CC	Class	Laps	Total Tm	Diff	Best Tm	In Lap	Best Speed
1	89	Alex BASS	Yamaha	R6 600	PI6	8	7:37.714		55.839	3	81.683
2	5	Daniel MacLEAN	Honda	CBR600RR	S6	8	7:39.506	1.792	55.989	3	81.464
3	16	Michael CLARK	Honda	CBR600	PI6	8	7:42.635	4.921	55.975	7	81.484
4	93	Kyle DUNCAN	Kawasaki	ZX6R 600	S6	8	7:42.833	5.119	55.767	4	81.788
5	88	Brian MARR	Yamaha	R6 600	PI6	8	7:46.719	9.005	56.446	4	80.805
6	27	Andrew DONALD	Yamaha	R6 600	S6	8	7:55.648	17.934	57.599	4	79.187
7	50	Barry GARRETT	Suzuki	GSXR	S6	8	7:56.278	18.564	57.757	2	78.970
8	91	Lewis SHAND	Yamaha	R6 600	PI6	8	8:02.265	24.551	58.428	4	78.063
9	81	Stewart MARR	Yamaha	R6 600	PI6	8	8:13.736	36.022	59.620	2	76.503
10	58	Barry STEWART	Yamaha	R6 600	PI6	8	8:16.432	38.718	1:00.148	6	75.831
11	54	Cameron ROBB	Yamaha	R6 600	PI6	8	8:30.372	52.658	1:02.151	4	73.387
12	199	Ross WATTS	Yamaha	R6 600	PI6	7	7:39.537	1 Lap	1:02.860	2	72.560
13	35	Ross BEATTIE	Yamaha	R6 600	PI6	7	7:40.378	1 Lap	1:02.901	6	72.512
14	44	Lewis MURRAY	Yamaha	FZR400	PCJ	7	7:46.355	1 Lap	1:03.475	2	71.857
15	37	Liam CAMPBELL	Honda	CBR400	SL	7	8:27.633	1 Lap	1:09.908	2	65.244

Margin of Victory	Avg. Speed	Best Lap Tm	Best Speed	Best Lap by
1.792	79.720	55.767	81.788	93 - Kyle DUNCAN

Clerk of the Course :

Orbits

Sig : Time :

Chief Timekeeper : Ian Sharp (SMART Timing)

www.mylaps.com

Results available at www.mylaps.com and www.smart-timing.co.uk

Licensed to: SMART Timing

Printed: 03/08/2015 08:07:06

KMSC National Motorcycle Racing

Novice Open

Knockhill 1.267 miles

Race 27 - 2nd Race

02/08/2015 15:00

Race (8 Laps) started at 15:31:20

Lap	Time of Day	Lap Tm	S1	S2	S3	SFSpd	S1Spd	Lap	Time of Day	Lap Tm	S1	S2	S3	SFSpd	S1Spd
(89) Alex BASS								3	15:34:25.875	58.648	16.388	22.620	19.640	135.298	115.107
1	15:32:22.423	57.388	16.757			88.767	117.116	4	15:35:24.303	58.428	16.339	22.384	19.705	136.675	113.935
2	15:33:18.761	56.338	16.023	21.774	18.541	135.571	117.321	5	15:36:23.894	59.591	16.281	23.454	19.856	135.571	114.910
3	15:34:14.600	55.839	15.743	21.490	18.606	136.398	117.940	6	15:37:23.170	59.276	16.275	23.054	19.947	135.845	116.506
4	15:35:10.742	56.142	15.822	21.652	18.668	135.025	117.940	7	15:38:22.241	59.071	16.494	22.755	19.822	134.484	114.714
5	15:36:07.326	56.584	15.790	21.631	19.163	136.675	117.940	8	15:39:22.354	1:00.113	16.337	23.328	20.448	134.215	115.107
6	15:37:03.717	56.391	15.872			135.298	118.565	(81) Stewart MARR							
7	15:38:00.208	56.491	15.872			134.484	118.147	1	15:32:27.187	1:00.935	18.427	22.848	19.660	90.932	110.922
8	15:38:57.803	57.595	15.928	22.638	19.029	135.571	118.775	2	15:33:26.807	59.620	16.960	22.798	19.862	129.302	110.193
(5) Daniel MacLEAN								3	15:34:26.466	59.659	17.195	22.864	19.600	126.142	108.238
1	15:32:23.059	57.595	17.258	21.564	18.773	90.564	116.709	4	15:35:27.024	1:00.558	17.379	22.920	20.259	125.905	107.372
2	15:33:19.513	56.454	16.218	21.477	18.759	133.415	117.321	5	15:36:27.585	1:00.561	17.812	22.760	19.989	125.670	105.020
3	15:34:15.502	55.989	16.047	21.201	18.741	135.571	117.321	6	15:37:28.759	1:01.174	17.716	23.354	20.104	121.133	104.692
4	15:35:11.553	56.051	16.080	21.213	18.758	133.680	118.356	7	15:38:31.901	1:03.142	17.672	24.112	21.358	127.339	103.721
5	15:36:08.006	56.453	15.993	21.229	19.231	136.121	117.116	8	15:39:33.825	1:01.924	17.971	23.521	20.432	124.504	106.689
6	15:37:04.586	56.580	16.065	21.590	18.925	134.754	118.147	(58) Barry STEWART							
7	15:38:00.994	56.408	16.231	21.345	18.832	134.215	117.526	1	15:32:29.583	1:03.375	19.074			81.441	107.372
8	15:38:59.595	58.601	16.153			134.484	118.565	2	15:33:30.199	1:00.616	16.913			130.814	111.846
(16) Michael CLARK								3	15:34:30.466	1:00.267	16.744			129.802	113.357
1	15:32:24.329	58.505	17.492			91.427	111.660	4	15:35:31.327	1:00.861	17.437			130.306	110.556
2	15:33:21.448	57.119	16.288			135.025	111.105	5	15:36:31.750	1:00.423	16.543			132.102	113.935
3	15:34:18.374	56.926	16.240			133.947	110.922	6	15:37:31.898	1:00.148	16.666			130.560	114.518
4	15:35:14.852	56.478	16.003			135.845	113.357	7	15:38:32.595	1:00.697	16.484			131.584	112.408
5	15:36:12.027	57.175	16.025			134.484	110.922	8	15:39:36.521	1:03.926	16.832			131.842	112.786
6	15:37:10.225	58.198	17.049			130.814	109.832	(54) Cameron ROBB							
7	15:38:06.200	55.975	15.857			133.415	112.786	1	15:32:31.223	1:05.017	19.463			84.518	105.515
8	15:39:02.724	56.524	16.133			133.947	112.033	2	15:33:34.768	1:03.545	17.495			125.670	107.717
(93) Kyle DUNCAN								3	15:34:37.797	1:03.029	17.366			123.587	104.692
1	15:32:24.094	58.293	16.963	22.187	19.143	93.857	113.742	4	15:35:39.948	1:02.151	16.985			126.142	109.474
2	15:33:21.509	57.415	16.987			137.234	113.357	5	15:36:42.314	1:02.366	17.195			126.857	107.030
3	15:34:19.729	58.220	18.184			135.845	111.105	6	15:37:45.182	1:02.868	17.466			124.044	103.402
4	15:35:15.496	55.767	15.857			135.571	115.107	7	15:38:47.605	1:02.423	17.109			125.435	108.064
5	15:36:12.060	56.564	15.842			137.516	114.910	8	15:39:50.461	1:02.856	17.436			123.815	103.721
6	15:37:09.040	56.980	16.132			137.234	113.935	(199) Ross WATTS							
7	15:38:05.910	56.870	16.021	21.632	19.217	134.215	113.742	1	15:32:32.294	1:05.766	19.428	25.413	20.925	81.244	98.111
8	15:39:02.922	57.012	16.689	21.433	18.890	134.484	114.910	2	15:33:35.154	1:02.860	17.439	24.911	20.510	127.581	102.926
(88) Brian MARR								3	15:34:38.899	1:03.745	17.243	25.552	20.950	128.068	98.543
1	15:32:23.797	58.503	17.159	22.268	19.076	89.716	110.922	4	15:35:42.206	1:03.307	17.382	25.268	20.657	126.380	104.204
2	15:33:22.290	58.493	17.801			132.886	110.374	5	15:36:47.693	1:05.487	18.376	25.929	21.182	123.360	103.561
3	15:34:18.821	56.531	16.464			131.842	108.064	6	15:37:54.392	1:06.699	18.334	26.784	21.581	120.915	101.066
4	15:35:15.267	56.446	16.261			133.947	110.193	7	15:38:59.626	1:05.234	18.452	25.607	21.175	117.526	102.298
5	15:36:12.221	56.954	16.298			132.624	112.408	(35) Ross BEATTIE							
6	15:37:10.407	58.186	16.645			128.805	110.556	1	15:32:35.007	1:07.607	20.062	26.201	21.344	77.491	95.323
7	15:38:08.513	58.106	16.481			127.098	108.413	2	15:33:40.583	1:05.576	17.894	26.138	21.544	123.587	96.005
8	15:39:06.808	58.295	16.264			130.306	109.474	3	15:34:45.438	1:04.855	18.070	25.326	21.459	122.014	96.836
(27) Andrew DONALD								4	15:35:49.909	1:04.471	17.789	25.218	21.464	124.273	96.976
1	15:32:25.252	58.931	17.361			100.460	117.321	5	15:36:53.824	1:03.915	17.639			122.459	100.914
2	15:33:23.371	58.119	16.491			135.298	115.903	6	15:37:56.725	1:02.901	17.430	24.642	20.829	123.815	105.184
3	15:34:21.168	57.797	16.366	22.492	18.939	131.326	116.912	7	15:39:00.467	1:03.742	17.162			124.968	102.454
4	15:35:18.767	57.599	16.258	22.501	18.840	136.121	117.321	(44) Lewis MURRAY							
5	15:36:17.302	58.535	16.444	22.862	19.229	134.484	117.526	1	15:32:38.971	1:11.888	21.411			80.658	93.726
6	15:37:16.481	59.179	16.489	23.366	19.324	133.947	117.321	2	15:33:42.446	1:03.475	18.373	23.682	21.420	109.832	92.562
7	15:38:16.353	59.872	16.412	23.750	19.710	135.571	116.506	3	15:34:46.603	1:04.157	17.962	24.111	22.084	110.922	93.988
8	15:39:15.737	59.384	16.432	23.555	19.397	135.845	117.940	4	15:35:50.707	1:04.104	17.833	24.239	22.032	110.922	94.518
(50) Barry GARRETT								5	15:36:55.198	1:04.491	18.398	24.001	22.092	111.474	92.562
1	15:32:26.176	59.858	17.941			83.363	116.304	6	15:37:59.745	1:04.547	18.308	24.124	22.115	110.012	93.335
2	15:33:23.933	57.757	16.520	22.093	19.144	133.415	117.526	7	15:39:06.444	1:06.699	18.486	25.223	22.990	110.193	93.988
3	15:34:21.972	58.039	16.292	22.389	19.358	137.516	117.116	(37) Liam CAMPBELL							
4	15:35:20.629	58.657	16.432			136.954	116.709	1	15:32:38.830	1:11.855	21.082			80.368	93.465
5	15:36:18.924	58.295	16.388	22.248	19.659	134.754	116.709	2	15:33:48.738	1:09.908	19.720	26.835	23.353	111.290	93.335
6	15:37:17.654	58.730	16.472			135.845	116.912	3	15:34:59.376	1:10.638	19.532	27.294	23.812	110.556	93.988
7	15:38:15.950	58.296	16.315	22.174	19.807	136.398	116.506	4	15:36:11.066	1:11.690	20.045			110.556	92.947
8	15:39:16.367	1:00.417	16.339			135.025	115.703	5	15:37:22.975	1:11.909	20.103	27.847	23.959	109.118	


Novice Open

Knockhill 1.267 miles

Race 27 - 2nd Race

02/08/2015 15:00

Race (8 Laps) started at 15:31:20



Competitors	Laps									
	0	1	2	3	4	5	6	7	8	
Alex BASS (89)	1	89	89	89	89	89	89	89	89	89
Brian MARR (88)	2	88	5	5	5	5	5	5	5	5
Daniel MacLEAN (5)	3	5	88	16	16	16	16	93	93	16
Kyle DUNCAN (93)	4	93	93	93	88	88	93	16	16	93
Michael CLARK (16)	5	16	16	88	93	93	88	88	88	88
Cameron ROBB (54)	6	54	27	27	27	27	27	27	50	27
Barry STEWART (58)	7	58	50	50	50	50	50	50	27	50
Stewart MARR (81)	8	81	81	81	91	91	91	91	91	91
Barry GARRETT (50)	9	50	91	91	81	81	81	81	81	81
Andrew DONALD (27)	10	27	58	58	58	58	58	58	58	58
Ross WATTS (199)	11	199	54	54	54	54	54	54	54	54
Lewis SHAND (91)	12	91	199	199	199	199	199	199	199	199
Liam CAMPBELL (37)	13	37	35	35	35	35	35	35	35	35
Lewis MURRAY (44)	14	44	37	44	44	44	44	44	44	44
Ross BEATTIE (35)	15	35	44	37	37	37	37	37	37	37