

Knockhill

21st June 2015

Armed Forces Appreciation race meeting



S.M.A.R.T.

Scottish Motorsports Automatic Race Timing

Ravenslea, Melrose Road, Galashiels, TD1 2AT

Telephone : 01896 – 752447

SMRC Armed Forces Appreciation Raceday

Sorted on best lap time

Scottish BMW Compact Cup

Knockhill 1.267 miles

Qualifying 1

21/06/2015 08:30

Practice (10:00 Time) started at 8:30:24

Pos	No.	Name	Make/Model	CC	Class Code	Laps	Best Tm	Diff	Best Speed	2nd Best
1	2	Steven DAILLY	BMW Compact	1900	BMWCC	8	1:02.926		72.479	1:02.942
2	87	Andrew WINCHESTER	BMW Compact	1900	BMWCC	9	1:03.290	0.364	72.063	1:03.546
3	59	Brogan KINSELLA	BMW Compact	1900	BMWCCN	9	1:03.329	0.403	72.018	1:03.342
4	85	Gary CLARK	BMW Compact	1900	BMWCCN	8	1:03.404	0.478	71.933	1:03.953
5	89	Shaun FORSYTH	BMW Compact	1900	BMWCCN	9	1:03.487	0.561	71.839	1:03.681
6	23	David McNAUGHTON	BMW Compact	1900	BMWCC	8	1:03.615	0.689	71.694	1:03.884
7	97	Greig SUTHERLAND	BMW Compact	1900	BMWCCN	9	1:03.791	0.865	71.497	1:03.855
8	72	Cliff HARPER	BMW Compact	1900	BMWCC	9	1:03.826	0.900	71.457	1:03.844
9	35	Martin BUCHAN	BMW Compact	1999	BMWCCN	8	1:03.938	1.012	71.332	1:05.751
10	90	Richard SUTHERLAND	BMW Compact	1900	BMWCCN	9	1:04.057	1.131	71.200	1:04.339
11	91	Neil MacINNES	BMW Compact	1900	BMWCCN	8	1:04.098	1.172	71.154	1:04.185
12	75	Michael COURTS	BMW Compact	1900	BMWCCN	9	1:04.141	1.215	71.106	1:04.234
13	4	Jonathan SINCLAIR	BMW Compact	1900	BMWCC	9	1:04.158	1.232	71.088	1:04.640
14	81	Douglas SIMPSON	BMW Compact	1900	BMWCCN	9	1:04.257	1.331	70.978	1:04.349
15	7	Steven KING	BMW Compact	1900	BMWCCN	9	1:04.324	1.398	70.904	1:04.384
16	63	Graham ROBERTSON	BMW Compact	1900	BMWCCN	9	1:04.426	1.500	70.792	1:04.491
17	61	Nick RUNCIE	BMW Compact	1900	BMWCC	9	1:04.518	1.592	70.691	1:04.679
18	8	Derek KINGHORN	BMW Compact	1900	BMWCCN	9	1:04.595	1.669	70.607	1:04.946
19	14	Lee ELRICK	BMW Compact	1900	BMWCCN	9	1:04.610	1.684	70.590	1:04.656
20	45	Calum KING	BMW Compact	1900	BMWCCN	9	1:04.736	1.810	70.453	1:04.896
21	44	Ryan STIRLING	BMW Compact	1900	BMWCC	9	1:04.757	1.831	70.430	1:05.239
22	69	Stephen RUSSELL	BMW Compact	1900	BMWCC	9	1:04.780	1.854	70.405	1:04.938
23	78	James LESLIE	BMW Compact	1900	BMWCCN	8	1:04.911	1.985	70.263	1:05.963
24	6	Phil DRYBURGH	BMW Compact	1900	BMWCC	8	1:04.928	2.002	70.245	1:05.111
25	84	Robert MARSHALL	BMW Compact	1900	BMWCCN	9	1:05.099	2.173	70.060	1:05.332
26	83	David NOBLE	BMW Compact	1900	BMWCC	9	1:05.171	2.245	69.983	1:05.242
27	18	Graham KELLY	BMW Compact	1900	BMWCCN	8	1:05.185	2.259	69.968	1:05.205
28	77	Ashleigh MORRIS	BMW Compact	1900	BMWCC	5	1:05.272	2.346	69.874	1:05.548
29	92	Carol BROWN	BMW Compact	1900	BMWCC	4	1:05.451	2.525	69.683	1:05.565
30	76	Jonathan ATKINSON	BMW Compact	1900	BMWCCN	8	1:05.475	2.549	69.658	1:05.774
31	21	Zack RUNCIE	BMW Compact	1900	BMWCC	8	1:05.494	2.568	69.638	1:05.551
32	68	Donald MacCOLL	BMW Compact	1900	BMWCCN	8	1:05.710	2.784	69.409	1:05.800
33	16	Ivor MAIRS	BMW Compact	1900	BMWCC	8	1:06.608	3.682	68.473	1:06.810
34	40	Steven GOLDIE	BMW Compact	1900	BMWCCN	8	1:06.679	3.753	68.400	1:06.863
35	17	Duncan GRANT	BMW Compact	1900	BMWCCN	8	1:09.835	6.909	65.309	1:10.623
36	67	Wendy NEWTON	BMW Compact	1900	BMWCCN	5	1:15.119	12.193	60.715	1:15.950

Clerk of the Course :

Orbits

Sig : Time :

Chief Timekeeper : Ian Sharp (SMART Timing)

Results available at www.mylaps.com and www.smart-timing.co.uk

Printed: 22/06/2015 17:38:17



SMRC Armed Forces Appreciation Raceday

Scottish BMW Compact Cup

Knockhill 1.267 miles

Qualifying 1

21/06/2015 08:30

Practice (10:00 Time) started at 8:30:24

Lap	Time of Day	Lap Tm	S1	S2	S3	S3Spd	SFSpd	Lap	Time of Day	Lap Tm	S1	S2	S3	S3Spd	SFSpd
(2) Steven DAILLY								(72) Cliff HARPER							
1	8:31:58.203				56.560	1.854	80.368	1	8:32:19.297				1:06.201	1.485	78.214
2	8:33:01.700	1:03.497	44.214		43.063	2.736	79.985	2	8:33:23.694	1:04.397	45.025		43.561	2.689	79.323
3	8:34:26.580	1:24.880	1:04.452		1:00.506	1.638	81.048	3	8:34:28.264	1:04.570	44.809		43.975	2.686	79.700
4	8:35:29.522	1:02.942	43.852		42.845	2.739	80.755	4	8:35:32.995	1:04.731	44.936		43.897	2.701	79.511
5	8:36:35.660	1:06.138	46.790		44.627	2.578	80.368	5	8:36:41.366	1:08.371	48.383		47.546	2.362	79.323
6	8:37:39.377	1:03.717	44.402		43.533	2.689	80.081	6	8:37:45.590	1:04.224	44.963		43.653	2.669	79.985
7	8:38:42.303	1:02.926	43.914		42.780	2.738	80.561	7	8:38:49.416	1:03.826	44.492		43.344	2.711	79.890
8	8:39:51.870	1:09.567	47.847		48.288	2.456	37.786	8	8:39:53.978	1:04.562	45.020		43.610	2.705	79.985
								9	8:40:57.822	1:03.844	44.448		43.317	2.721	79.606
(87) Andrew WINCHESTER								(35) Martin BUCHAN							
1	8:32:34.479				1:11.748	1.415	78.305	1	8:33:04.382				56.163	2.133	77.135
2	8:33:39.580	1:05.101	45.437		44.053	2.669	79.985	2	8:34:18.289	1:13.907	53.033		50.177	2.231	78.488
3	8:34:43.480	1:03.900	44.297		43.470	2.726	78.580	3	8:35:28.264	1:09.975	48.521		47.961	2.453	79.890
4	8:35:52.164	1:08.684	47.536		48.200	2.393	80.658	4	8:36:34.232	1:05.968	46.307		44.132		79.985
5	8:36:59.688	1:07.524	45.963		46.084	2.643	80.561	5	8:37:39.983	1:05.751	45.720		44.820	2.626	79.606
6	8:38:03.234	1:03.546	44.291		43.072	2.732	80.853	6	8:38:43.921	1:03.938	44.546		43.485	2.701	79.795
7	8:39:06.524	1:03.290	44.080		43.022	2.733	80.561	7	8:39:50.333	1:06.412	46.859		45.813	2.484	79.890
8	8:40:16.905	1:10.381	49.797		49.375	2.260	80.658	8	8:41:00.392	1:10.059	47.242		48.007	2.569	79.511
9	8:41:25.956	1:09.051	49.044		48.530	2.290	77.135								
(59) Brogan KINSELLA								(90) Richard SUTHERLAND							
1	8:32:20.371				1:03.390	1.581	79.043	1	8:32:39.045				1:14.018	1.431	75.742
2	8:33:27.524	1:07.153	45.996		45.705	2.644	77.135	2	8:33:45.486	1:06.441	46.554		44.774	2.615	77.761
3	8:34:31.621	1:04.097	44.394		43.534	2.731	79.230	3	8:34:50.182	1:04.696	45.204		43.840	2.672	78.397
4	8:35:37.198	1:05.577	45.929		43.909	2.684	80.081	4	8:35:54.704	1:04.522	45.110		43.762	2.672	79.043
5	8:36:44.765	1:07.567	47.830		46.046	2.478	79.890	5	8:37:00.539	1:05.835	46.106		45.127	2.563	79.511
6	8:37:48.094	1:03.329	44.033		42.914	2.755	79.700	6	8:38:04.596	1:04.057	44.557		43.481	2.713	78.214
7	8:38:51.436	1:03.342	44.119		43.095	2.728	79.795	7	8:39:08.935	1:04.339	44.876		43.626	2.692	79.230
8	8:39:55.249	1:03.813	44.620		43.463	2.682	79.985	8	8:40:13.796	1:04.861	44.990		44.166	2.678	78.950
9	8:40:59.279	1:04.030	44.078		43.745	2.735	79.511	9	8:41:19.725	1:05.929	46.383		44.012	2.660	79.323
(85) Gary CLARK								(91) Neil MacINNES							
1	8:32:52.755				56.060	1.927	78.580	1	8:33:07.164						19.141
2	8:33:57.395	1:04.640	45.102		43.858	2.674	79.511	2	8:34:13.509	1:06.345	45.618				55.691
3	8:35:02.471	1:05.076	45.307		43.990	2.688	79.323	3	8:35:18.294	1:04.785	45.057				78.672
4	8:36:06.838	1:04.367	45.078		43.320	2.707	79.890	4	8:36:22.995	1:04.701					80.950
5	8:37:10.242	1:03.404	44.239		42.968	2.733	79.985	5	8:37:28.034	1:05.039					77.941
6	8:38:16.709	1:06.467	44.612		45.985	2.683	80.272	6	8:38:32.837	1:04.803					78.765
7	8:39:22.435	1:05.726	45.431		45.179	2.614	80.176	7	8:39:37.022	1:04.185	44.586				79.795
8	8:40:26.388	1:03.953	44.557		43.379	2.712	79.795	8	8:40:41.120	1:04.098	44.565				79.417
(89) Shaun FORSYTH								(75) Michael COURTS							
1	8:31:52.449				1:01.237	1.761	76.870	1	8:32:09.895				56.283	1.989	79.890
2	8:32:59.158	1:06.709	46.231		45.161	2.630	78.397	2	8:33:16.769	1:06.874	46.589		45.006	2.634	80.755
3	8:34:06.863	1:07.705	47.104		46.216	2.532	79.700	3	8:34:26.717	1:09.948	49.722		48.662	2.297	70.938
4	8:35:10.635	1:03.772	44.372		43.107	2.744	79.043	4	8:35:36.207	1:09.490	49.219		45.320	2.601	81.540
5	8:36:16.581	1:05.946	46.308		45.320	2.535	78.950	5	8:36:43.261	1:07.054	45.927		45.779	2.642	81.441
6	8:37:22.850	1:06.269	45.269		45.722	2.632	79.795	6	8:37:47.402	1:04.141	44.706		43.553	2.700	80.853
7	8:38:26.337	1:03.487	44.165		43.056	2.741	80.368	7	8:38:51.636	1:04.234	44.659		43.584	2.712	81.540
8	8:39:32.062	1:05.725	45.703		44.881	2.620	80.081	8	8:40:03.635	1:11.999	50.516		48.801	2.369	81.639
9	8:40:35.743	1:03.681	44.373		43.242	2.719	79.985	9	8:41:08.390	1:04.755	44.823		44.158	2.687	80.950
(23) David McNAUGHTON								(4) Jonathan SINCLAIR							
1	8:33:53.543				46.125	2.582	76.172	1	8:32:21.723				1:03.098	1.617	77.313
2	8:34:58.836	1:05.293	45.635		43.924	2.682	78.950	2	8:33:28.146	1:06.423	46.046		45.047	2.639	78.305
3	8:36:02.720	1:03.884	44.508		43.298	2.720	80.081	3	8:34:33.251	1:05.105	45.157		44.302	2.673	79.323
4	8:37:07.207	1:04.487	44.942		43.790	2.686	78.672	4	8:35:38.085	1:04.834	45.027		44.182	2.671	79.985
5	8:38:10.822	1:03.615	44.301		43.384	2.704	79.323	5	8:36:45.914	1:07.829	47.816		46.384	2.472	79.606
6	8:39:15.636	1:04.814	44.478		43.608	2.694	78.950	6	8:37:50.072	1:04.158	44.521		43.606	2.715	79.890
7	8:40:21.323	1:05.687	46.311		44.133	2.631	79.606	7	8:38:55.656	1:05.584	45.966		43.868	2.684	79.323
8	8:41:30.788	1:09.465	45.424		48.501	2.662	29.945	8	8:40:00.575	1:04.919	45.264		44.343	2.637	79.511
								9	8:41:05.215	1:04.640	44.900		44.006	2.682	79.606
(97) Greig SUTHERLAND								(81) Douglas SIMPSON							
1	8:32:20.095				1:04.272	1.567	76.694	1	8:32:43.416				1:11.939	1.375	76.782
2	8:33:25.054	1:04.959	45.252		43.978	2.680	77.851	2	8:33:50.010	1:06.594	46.530		45.032	2.609	79.323
3	8:34:29.343	1:04.289	44.565		43.763	2.706	78.397	3	8:34:55.774	1:05.764	45.892		45.076		79.700
4	8:35:34.419	1:05.076	45.419		43.861	2.688	78.488	4	8:36:00.367	1:04.593	45.017		44.384		78.950
5	8:36:38.557	1:04.138	44.478		43.784	2.697	78.765	5	8:37:05.063	1:04.696	45.066				79.417
6	8:37:44.436	1:05.879	46.465		44.549	2.591	78.857	6	8:38:09.412	1:04.349	44.643				79.700
7	8:38:48.291	1:03.855	44.419		43.524	2.702	79.043	7	8:39:15.120	1:05.708	46.189				80.176
8	8:39:53.507	1:05.216	45.602		44.450	2.619	78.672	8	8:40:19.377	1:04.257	44.686				79.417
9	8:40:57.298	1:03.791	44.413		43.424	2.705	78.765								

Clerk of the Course :

Sig : Time :

Chief Timekeeper : Ian Sharp (SMART Timing)

Results available at www.mylaps.com and www.smart-timing.co.uk

Printed: 22/06/2015 17:38:47

Orbits



SMRC Armed Forces Appreciation Raceday

Scottish BMW Compact Cup

Knockhill 1.267 miles

Qualifying 1

21/06/2015 08:30

Practice (10:00 Time) started at 8:30:24

Lap	Time of Day	Lap Tm	S1	S2	S3	S3Spd	SFSpd
9	8:41:23.900	1:04.523	44.686				78.950
(7) Steven KING							
1	8:32:05.188				58.670	1.789	78.032
2	8:33:12.955	1:07.767	46.158		46.287	2.638	79.795
3	8:34:28.020	1:15.065	54.126		54.270	1.958	79.606
4	8:35:32.404	1:04.384	44.900		43.527	2.707	78.765
5	8:36:36.728	1:04.324	44.892		43.764	2.676	79.890
6	8:37:41.411	1:04.683	44.864		44.330	2.656	79.511
7	8:38:47.693	1:06.282	46.945		45.311	2.511	79.606
8	8:39:54.317	1:06.624	46.659		45.812	2.521	79.323
9	8:40:59.761	1:05.444	44.891		44.723	2.693	79.230

Lap	Time of Day	Lap Tm	S1	S2	S3	S3Spd	SFSpd
(63) Graham ROBERTSON							
1	8:32:40.711				1:14.347	1.389	73.664
2	8:33:49.710	1:08.999	48.916		45.826	2.531	77.224
3	8:34:57.113	1:07.403	47.218		45.401	2.581	78.488
4	8:36:02.174	1:05.061	45.317		43.983	2.684	78.765
5	8:37:07.402	1:05.228	45.204		44.256	2.685	78.672
6	8:38:11.893	1:04.491	44.933		43.836	2.680	78.672
7	8:39:17.321	1:05.428	45.908		44.005	2.658	78.397
8	8:40:21.747	1:04.426	45.132		43.527	2.685	79.230
9	8:41:33.000	1:11.253	49.049		49.627	2.377	29.865

Lap	Time of Day	Lap Tm	S1	S2	S3	S3Spd	SFSpd
(61) Nick RUNCIE							
1	8:32:40.919				1:13.834	1.364	76.694
2	8:33:46.942	1:06.023	46.341		44.560	2.617	79.136
3	8:34:52.071	1:05.129	45.518		44.162	2.651	79.043
4	8:35:56.760	1:04.689	45.104		43.697	2.698	78.950
5	8:37:02.053	1:05.293	45.029		44.565	2.678	79.985
6	8:38:08.332	1:06.279	46.565		44.598	2.616	79.323
7	8:39:13.011	1:04.679	45.053		43.838	2.688	79.795
8	8:40:17.529	1:04.518	44.799		43.771	2.705	80.176
9	8:41:22.690	1:05.161	45.399		44.479	2.634	79.795

Lap	Time of Day	Lap Tm	S1	S2	S3	S3Spd	SFSpd
(8) Derek KINGHORN							
1	8:32:21.070				1:04.710	1.565	76.694
2	8:33:28.433	1:07.363	46.374		45.713	2.633	77.581
3	8:34:34.207	1:05.774	45.749		44.534	2.655	78.580
4	8:35:39.248	1:05.041	45.138		44.120	2.687	78.580
5	8:36:53.910	1:14.662	48.139		53.293	2.409	75.657
6	8:38:00.391	1:06.481	46.500		44.792	2.622	77.761
7	8:39:05.337	1:04.946	45.151		44.221	2.664	78.580
8	8:40:11.049	1:05.712	46.263		44.495	2.599	78.580
9	8:41:15.644	1:04.595	45.274		43.830	2.656	79.043

Lap	Time of Day	Lap Tm	S1	S2	S3	S3Spd	SFSpd
(14) Lee ELRICK							
1	8:32:13.266				59.136	1.878	78.857
2	8:33:20.034	1:06.768	46.588		45.021	2.621	78.857
3	8:34:28.082	1:08.048	47.775		47.091	2.425	78.214
4	8:35:44.970	1:16.888	49.380		52.109	2.624	79.985
5	8:36:50.146	1:05.176	45.356		44.169	2.674	79.230
6	8:37:57.058	1:06.912	46.895		44.831	2.624	79.606
7	8:39:01.714	1:04.656	45.006		43.890	2.686	79.606
8	8:40:06.324	1:04.610	45.017		43.800	2.689	80.368
9	8:41:18.099	1:11.775	51.367		49.553	2.243	79.985

Lap	Time of Day	Lap Tm	S1	S2	S3	S3Spd	SFSpd
(45) Calum KING							
1	8:32:00.974				57.150	1.862	78.765
2	8:33:07.256	1:06.282	46.069		45.101	2.615	79.417
3	8:34:15.510	1:08.254	48.366		47.005	2.407	78.672
4	8:35:20.406	1:04.896	45.246		43.854	2.688	79.417
5	8:36:25.381	1:04.975	45.472		44.054	2.651	79.417
6	8:37:30.117	1:04.736	45.031		44.170	2.659	80.272
7	8:38:35.439	1:05.322	45.566		44.627	2.616	79.606
8	8:39:40.554	1:05.115	45.364		44.056	2.677	80.176
9	8:40:49.900	1:09.346	48.723		47.613	2.417	80.465

Lap	Time of Day	Lap Tm	S1	S2	S3	S3Spd	SFSpd
(44) Ryan STIRLING							
1	8:32:26.440				1:08.497	1.543	71.467
2	8:33:34.719	1:08.279	47.731		45.793	2.580	78.765
3	8:34:41.377	1:06.658	46.574		45.267	2.587	79.323
4	8:35:47.245	1:05.868	46.086		44.646	2.619	79.890
5	8:36:52.484	1:05.239	45.388		44.389	2.653	79.606

Lap	Time of Day	Lap Tm	S1	S2	S3	S3Spd	SFSpd
6	8:37:58.074	1:05.590	45.721		44.514	2.642	79.890
7	8:39:03.530	1:05.456	45.533		44.573	2.642	80.465
8	8:40:08.287	1:04.757	45.163		44.060	2.661	80.272
9	8:41:14.605	1:06.318	46.516		45.285	2.557	80.368

Lap	Time of Day	Lap Tm	S1	S2	S3	S3Spd	SFSpd
(69) Stephen RUSSELL							
1	8:32:00.296				58.122	1.824	78.397
2	8:33:07.165	1:06.869	46.263		45.401	2.625	78.305
3	8:34:31.123	1:23.958	1:00.988		1:01.580	1.687	79.230
4	8:35:36.987	1:05.864	45.723		44.540	2.668	79.700
5	8:36:47.630	1:10.643	48.563		48.564	2.462	78.857
6	8:37:52.568	1:04.938	45.062		44.110	2.686	79.511
7	8:39:00.584	1:08.016	47.377		47.539	2.426	79.795
8	8:40:05.364	1:04.780	44.863		44.195	2.681	80.176
9	8:41:12.176	1:06.812	46.956		44.932	2.598	79.230

Lap	Time of Day	Lap Tm	S1	S2	S3	S3Spd	SFSpd
(78) James LESLIE							
1	8:32:53.847				55.384	1.983	77.402
2	8:34:00.876	1:07.029	46.903		45.235	2.594	78.305
3	8:35:07.373	1:06.497	46.457		44.931	2.616	78.580
4	8:36:13.336	1:05.963	46.040		44.522	2.647	79.323
5	8:37:19.569	1:06.233	46.261		45.007	2.601	79.323
6	8:38:25.570	1:08.001	45.896		44.748	2.642	77.491
7	8:39:32.887	1:07.317	47.473		45.187	2.571	79.417
8	8:40:37.798	1:04.911	45.162		44.021	2.682	79.606

Lap	Time of Day	Lap Tm	S1	S2	S3	S3Spd	SFSpd
(6) Phil DRYBURGH							
1	8:32:50.446				51.412	2.155	78.032
2	8:33:56.806	1:06.360	46.606		44.608	2.620	79.511
3	8:35:02.350	1:05.544	45.682		44.323	2.661	78.580
4	8:36:08.519	1:06.169	46.415		44.321	2.650	79.795
5	8:37:13.745	1:05.226	45.592		44.130	2.658	79.795
6	8:38:18.986	1:05.241	45.508		44.225	2.658	79.795
7	8:39:24.097	1:05.111	45.374		44.146	2.667	80.081
8	8:40:29.025	1:04.928	45.434		43.834	2.674	79.795

Lap	Time of Day	Lap Tm	S1	S2	S3	S3Spd	SFSpd
(84) Robert MARSHALL							
1	8:32:02.599				57.127	1.855	78.580
2	8:33:09.407	1:06.808	46.512		45.211	2.614	79.323
3	8:34:35.459	1:26.052	1:00.995		1:04.798	1.630	79.043
4	8:35:40.558	1:05.099	45.191		44.248	2.675	80.658
5	8:36:48.139	1:07.581	47.412		46.736	2.455	80.272
6	8:37:53.570	1:05.431	45.229		44.521	2.678	79.985
7	8:39:10.542	1:16.972	50.151		56.291	2.183	78.580
8	8:40:15.874	1:05.332	45.498		44.481	2.642	80.176
9	8:41:22.116	1:06.242	46.355		45.329	2.561	80.272

Lap	Time of Day	Lap Tm	S1	S2	S3	S3Spd	SFSpd
(83) David NOBLE							
1	8:32:24.281				1:04.603	1.564	76.782
2	8:33:30.314	1:06.033	46.294		44.629	2.615	78.397
3	8:34:36.886	1:06.572	46.346		45.400	2.586	78.857
4	8:35:42.705	1:05.819	45.997		44.755	2.611	79.606
5	8:36:49.009	1:06.304	46.579		44.982	2.579	79.700
6	8:37:54.251	1:05.242	45.425		44.323	2.657	79.700
7	8:39:00.766	1:05.515	46.378		45.574	2.561	79.606
8	8:40:05.937	1:05.171	45.268		44.132	2.686	79.795
9	8:41:12.513	1:06.576	46.757		44.872	2.601	79

SMRC Armed Forces Appreciation Raceday

Scottish BMW Compact Cup

Knockhill 1.267 miles

Qualifying 1

21/06/2015 08:30

Practice (10:00 Time) started at 8:30:24

Lap	Time of Day	Lap Tm	S1	S2	S3	S3Spd	SFSpd	Lap	Time of Day	Lap Tm	S1	S2	S3	S3Spd	SFSpd
(92) Carol BROWN															
1	8:32:58.063				1:13.776	1.447	78.123								
2	8:34:03.514	1:05.451	45.629		44.428	2.646	79.136								
3	8:35:09.079	1:05.565	45.795		44.405	2.643	79.230								
4	8:36:23.717	1:14.638	45.716		53.945	2.583	26.736								
(76) Jonathan ATKINSON															
1	8:33:03.473				1:00.685	1.897	77.402								
2	8:34:12.971	1:09.498	49.179		46.748	2.466	78.397								
3	8:35:20.133	1:07.162	46.916		45.120	2.617	78.765								
4	8:36:26.623	1:06.490	45.467		45.605	2.648	74.981								
5	8:37:32.414	1:05.791	45.707		44.639	2.650	78.765								
6	8:38:38.188	1:05.774	45.523		44.753	2.656	79.136								
7	8:39:44.981	1:06.793	46.648		45.558	2.562	78.857								
8	8:40:50.456	1:05.475	45.668		44.500	2.636	79.136								
(21) Zack RUNCIE															
1	8:32:54.646				1:07.938	1.493	76.782								
2	8:34:02.558	1:07.912	47.561		45.688	2.569	77.491								
3	8:35:09.608	1:07.050	46.671		45.115	2.630	78.214								
4	8:36:15.464	1:05.856	45.814		44.635	2.645	77.941								
5	8:37:23.641	1:08.177	46.821		46.939	2.540	78.488								
6	8:38:29.192	1:05.551	45.620		44.334	2.666	78.214								
7	8:39:34.686	1:05.494	45.659		44.290	2.660	78.580								
8	8:40:40.256	1:05.570	45.689		44.399	2.654	78.397								
(68) Donald MacCOLL															
1	8:32:56.846				1:09.467	1.457	76.432								
2	8:34:04.075	1:07.229	46.702		45.612	2.595	76.432								
3	8:35:11.120	1:07.045	46.407		45.389	2.628	76.432								
4	8:36:17.462	1:06.342	46.305		45.007	2.606	77.491								
5	8:37:25.072	1:07.610	45.720		46.414	2.652	77.761								
6	8:38:30.782	1:05.710	45.767		44.605	2.638	76.519								
7	8:39:39.609	1:08.827	48.110		47.632	2.422	77.941								
8	8:40:45.409	1:05.800	45.906		44.714	2.621	77.671								
(16) Ivor MAIRS															
1	8:32:58.317				49.654	2.330	75.572								
2	8:34:07.293	1:08.976	48.631		46.192	2.521	76.958								
3	8:35:14.922	1:07.629	47.182				76.694								
4	8:36:22.049	1:07.127	47.001				76.694								
5	8:37:28.657	1:06.608	46.274				78.123								
6	8:38:35.467	1:06.810	46.595		45.499	2.575	77.047								
7	8:39:47.426	1:11.959	50.173		50.182	2.295	78.397								
8	8:40:54.476	1:07.050	46.831				77.581								
(40) Steven GOLDIE															
1	8:33:02.714				1:11.837	1.501	77.851								
2	8:34:16.922	1:14.208	52.571		49.155	2.373	78.488								
3	8:35:26.789	1:09.867	49.550		46.846	2.459	78.672								
4	8:36:33.468	1:06.679	46.545		45.101	2.608	79.230								
5	8:37:40.331	1:06.863	46.284		45.377	2.626	79.323								
6	8:38:47.249	1:06.918	46.885		45.358	2.573	79.230								
7	8:40:05.094	1:17.845	53.721		53.739	2.182	80.658								
8	8:41:20.916	1:15.822	53.779		54.215	2.027	78.123								
(17) Duncan GRANT															
1	8:33:01.215				1:15.490	1.432	73.907								
2	8:34:16.300	1:15.085	53.724		49.247	2.338	77.761								
3	8:35:27.435	1:11.135	49.949		47.776	2.451	76.958								
4	8:36:38.058	1:10.623	49.821		47.273	2.462	78.765								
5	8:37:49.059	1:11.001	49.394		48.038	2.465	75.657								
6	8:39:03.499	1:14.440	52.761		51.068	2.223	77.047								
7	8:40:13.334	1:09.835	48.992		47.339	2.459	77.851								
8	8:41:24.667	1:11.333	49.652		48.273	2.451	77.581								
(67) Wendy NEWTON															
1	8:33:00.811				1:11.163	1.499	70.417								
2	8:34:18.448	1:17.637	53.833		52.897	2.232	71.089								
3	8:35:34.398	1:15.950	52.602		51.607	2.304	70.123								
4	8:36:51.896	1:17.498	55.014		51.301	2.261	70.196								
5	8:38:07.015	1:15.119	52.636		50.713	2.305	66.974								

Clerk of the Course :

Orbits

Sig : Time :
Chief Timekeeper : Ian Sharp (SMART Timing)

Results available at www.mylaps.com and www.smart-timing.co.uk

Printed: 22/06/2015 17:38:47



Date : 22/06/2015
Time : 17:41

Scottish Motorsports Automatic Race Timing (S.M.A.R.T)

Telephone 01896 752 447

Grid Sheet

Race 1 Scottish BMW Compact Cup - 3rd May (Groups A & C)

Start Time :
Finish Time :

Road :
Weather :

FRONT

Group C

Position No. 2	<input type="text" value="2"/>
Position No. 4	<input type="text" value="59"/>
Position No. 6	<input type="text" value="97"/>
Position No. 8	<input type="text" value="92"/>
Position No. 10	<input type="text" value="23"/>
Position No. 12	<input type="text" value="81"/>
Position No. 14	<input type="text" value="68"/>
Position No. 16	<input type="text" value="8"/>
Position No. 18	<input type="text" value="18"/>
Position No. 20	<input type="text" value="78"/>
Position No. 22	<input type="text" value="17"/>
Position No. 24	<input type="text" value="91"/>
Position No. 26	<input type="text"/>
Position No. 28	<input type="text"/>
Position No. 30	<input type="text"/>

Group B

Position No. 1	<input type="text" value="72"/>
Position No. 3	<input type="text" value="7"/>
Position No. 5	<input type="text" value="61"/>
Position No. 7	<input type="text" value="4"/>
Position No. 9	<input type="text" value="35"/>
Position No. 11	<input type="text" value="84"/>
Position No. 13	<input type="text" value="21"/>
Position No. 15	<input type="text" value="90"/>
Position No. 17	<input type="text" value="76"/>
Position No. 19	<input type="text" value="44"/>
Position No. 21	<input type="text" value="67"/>
Position No. 23	<input type="text"/>
Position No. 25	<input type="text"/>
Position No. 27	<input type="text"/>
Position No. 29	<input type="text"/>

POLE

Date : 22/06/2015
Time : 17:41

Scottish Motorsports Automatic Race Timing (S.M.A.R.T)

Telephone 01896 752 447

Grid Sheet

Race 8 Scottish BMW Compact Cup - 1st Race (Groups A & B)

Start Time :
Finish Time :

Road :
Weather :

FRONT

Group B

Position No. 2	87
Position No. 4	89
Position No. 6	72
Position No. 8	91
Position No. 10	81
Position No. 12	61
Position No. 14	45
Position No. 16	78
Position No. 18	83
Position No. 20	92
Position No. 22	68
Position No. 24	17
Position No. 26	
Position No. 28	
Position No. 30	

Group A

Position No. 1	2
Position No. 3	85
Position No. 5	97
Position No. 7	90
Position No. 9	4
Position No. 11	63
Position No. 13	14
Position No. 15	69
Position No. 17	84
Position No. 19	77
Position No. 21	21
Position No. 23	40
Position No. 25	
Position No. 27	
Position No. 29	

POLE

Date : 22/06/2015
Time : 17:42

Scottish Motorsports Automatic Race Timing (S.M.A.R.T)

Telephone 01896 752 447

Grid Sheet

Race 12 Scottish BMW Compact Cup - 2nd Race (Groups B & C)

Start Time :
Finish Time :

Road :
Weather :

FRONT

Group C

Position No. 2	59
Position No. 4	23
Position No. 6	35
Position No. 8	75
Position No. 10	7
Position No. 12	8
Position No. 14	44
Position No. 16	6
Position No. 18	18
Position No. 20	76
Position No. 22	16
Position No. 24	67
Position No. 26	
Position No. 28	
Position No. 30	

Group B

Position No. 1	87
Position No. 3	89
Position No. 5	72
Position No. 7	91
Position No. 9	81
Position No. 11	61
Position No. 13	45
Position No. 15	78
Position No. 17	83
Position No. 19	92
Position No. 21	68
Position No. 23	17
Position No. 25	
Position No. 27	
Position No. 29	

POLE

Date : 22/06/2015
Time : 17:43

Scottish Motorsports Automatic Race Timing (S.M.A.R.T)

Telephone 01896 752 447

Grid Sheet

Race 18 Scottish BMW Compact Cup - 3rd Race (Groups A & C) - AMENDED GRID

Start Time :
Finish Time :

Road :
Weather :

FRONT

Group A

Position No. 2	2
Position No. 4	85
Position No. 6	97
Position No. 8	90
Position No. 10	4
Position No. 12	63
Position No. 14	14
Position No. 16	69
Position No. 18	84
Position No. 20	77
Position No. 22	21
Position No. 24	40
Position No. 26	
Position No. 28	
Position No. 30	

Group C

Position No. 1	59
Position No. 3	23
Position No. 5	35
Position No. 7	75
Position No. 9	7
Position No. 11	8
Position No. 13	44
Position No. 15	6
Position No. 17	18
Position No. 19	76
Position No. 21	16
Position No. 23	67
Position No. 25	
Position No. 27	
Position No. 29	

POLE

SMRC Armed Forces Appreciation Raceday

Sorted on best lap time

Scottish Legends Championship

Knockhill 1.267 miles

Familiarisation - Q2

21/06/2015 08:45

Practice (6 Laps) started at 8:46:16

Pos	No.	Name	Make/Model	CC	Class Code	Laps	Best Tm	Diff	Best Speed	2nd Best
1	1	John PATERSON	Ford Coupe	1250	L	6	1:00.178		75.789	1:00.236
2	31	Daniel McKAY	Chevy Sedan	1250	LT	5	1:00.582	0.404	75.284	1:00.626
3	6	David HUNTER	Ford Coupe	1250	L	6	1:01.080	0.902	74.670	1:01.130
4	2	Steven McGILL	Ford Coupe	1250	L	6	1:01.363	1.185	74.326	1:01.494
5	68	Will NEAL	Ford Coupe	1250	L R	6	1:01.503	1.325	74.156	1:02.272
6	7	Alan FREELAND	Ford Coupe	1250	LT	6	1:01.527	1.349	74.127	1:01.676
7	52	Stewart BLACK	Ford Coupe	1250	L	6	1:01.740	1.562	73.872	1:01.836
8	5	Andrew DUNN	Ford Coupe	1250	LT R	6	1:01.987	1.809	73.577	1:03.497
9	83	Grant SMITH	Chevy Sedan	1250	L R	6	1:02.500	2.322	72.973	1:03.656
10	58	Mark CUMMING	Ford Coupe	1250	L R	6	1:02.571	2.393	72.891	1:02.776
11	3	Ian McLEISH	Ford Coupe	1250	L R	6	1:03.276	3.098	72.079	1:03.443
12	37	Ivor GREENWOOD	Ford Coupe	1250	L	5	1:03.461	3.283	71.868	1:06.045
13	16	John BUSHBY	Chevy Sedan	1250	L	6	1:04.323	4.145	70.905	1:04.992
14	25	John NEIL	Chevy Coupe	1250	L R	2	1:16.796	16.618	59.389	
15	38	Errico PALLAZZO	Ford Sedan	1250	LT	3	1:34.664	34.486	48.179	2:08.382
16	17	Billy WAIT	Ford Coupe	1250	L	1			-	

Clerk of the Course :

Orbits

Sig : Time :
 Chief Timekeeper : Ian Sharp (SMART Timing)
 Results available at www.mylaps.com and www.smart-timing.co.uk



SMRC Armed Forces Appreciation Raceday

Scottish Legends Championship

Knockhill 1.267 miles

Familiarisation - Q2

21/06/2015 08:45

Practice (6 Laps) started at 8:46:16

Lap	Time of Day	Lap Tm	S1	S2	S3	S3Spd	SFSpd
(1) John PATERSON							
1	8:47:12.508			23.439	18.117	94.252	91.677
2	8:48:12.968	1:00.460	19.399	23.241	17.820	95.053	92.181
3	8:49:13.549	1:00.581	19.425	23.238	17.918	94.785	92.054
4	8:50:13.727	1:00.178	19.242	23.058	17.878	95.731	92.181
5	8:51:14.193	1:00.466	19.210	23.404	17.852	95.868	91.179
6	8:52:14.429	1:00.236	19.438	22.889	17.909	95.459	91.552

Lap	Time of Day	Lap Tm	S1	S2	S3	S3Spd	SFSpd
(31) Daniel McKAY							
1	8:49:00.810			27.566	19.494	71.620	91.677
2	8:50:01.436	1:00.626	19.417	23.186	18.023	93.076	90.809
3	8:51:02.376	1:00.940	19.492	23.299	18.149	93.595	90.442
4	8:52:03.088	1:00.712	19.575	23.069	18.068	93.205	90.442
5	8:53:03.670	1:00.582	19.538	23.075	17.969	93.595	90.932

Lap	Time of Day	Lap Tm	S1	S2	S3	S3Spd	SFSpd
(6) David HUNTER							
1	8:47:18.459			24.114	18.501	94.919	91.303
2	8:48:19.997	1:01.538	19.693	23.555	18.290	94.919	92.818
3	8:49:21.134	1:01.137	19.662	23.270	18.205	94.120	92.435
4	8:50:22.214	1:01.080	19.652	23.308	18.120	95.053	91.802
5	8:51:23.344	1:01.130	19.623	23.357	18.150	95.868	91.552
6	8:52:25.600	1:02.256	19.459	24.495	18.302	93.335	91.928

Lap	Time of Day	Lap Tm	S1	S2	S3	S3Spd	SFSpd
(2) Steven McGill							
1	8:47:14.252			24.005	18.498	93.595	91.179
2	8:48:15.819	1:01.567	19.994	23.303	18.270	95.188	90.564
3	8:49:17.313	1:01.494	19.632	23.541	18.321	94.120	90.809
4	8:50:18.676	1:01.363	19.450	23.631	18.282	95.053	90.809
5	8:51:20.184	1:01.508	19.787	23.491	18.230	96.976	89.957
6	8:52:29.236	1:09.052	21.086	24.406	23.560	94.785	34.897

Lap	Time of Day	Lap Tm	S1	S2	S3	S3Spd	SFSpd
(68) Will NEAL							
1	8:47:30.461			26.939	19.439	95.323	89.120
2	8:48:34.074	1:03.613	20.621	24.171	18.821	92.308	89.596
3	8:49:37.114	1:03.040	20.264	23.750	19.026	92.818	87.608
4	8:50:39.730	1:02.616	20.557	23.549	18.510	96.419	89.957
5	8:51:42.002	1:02.272	20.094	23.881	18.297	94.919	89.596
6	8:52:43.505	1:01.503	20.006	23.262	18.235	95.188	91.552

Lap	Time of Day	Lap Tm	S1	S2	S3	S3Spd	SFSpd
(7) Alan FREELAND							
1	8:47:24.314			25.249	18.696	96.419	91.802
2	8:48:26.667	1:02.353	20.267	23.756	18.330	96.836	90.686
3	8:49:28.343	1:01.676	20.048	23.506	18.122	96.419	92.308
4	8:50:31.042	1:02.699	19.751	24.589	18.359	94.252	91.677
5	8:51:32.569	1:01.527	19.615	23.789	18.123	95.459	91.179
6	8:52:35.265	1:02.696	19.863	24.591	18.242	92.818	90.198

Lap	Time of Day	Lap Tm	S1	S2	S3	S3Spd	SFSpd
(52) Stewart BLACK							
1	8:47:30.664			26.630	20.350	94.120	89.120
2	8:48:34.742	1:04.078	21.197	24.305	18.576	95.459	92.562
3	8:49:37.187	1:02.445	20.103	23.541	18.801	96.836	92.054
4	8:50:39.023	1:01.836	20.098	23.543	18.195	95.731	91.179
5	8:51:40.763	1:01.740	19.824	23.820	18.096	95.868	91.677
6	8:52:43.219	1:02.456	19.691	23.765	19.000	98.111	91.677

Lap	Time of Day	Lap Tm	S1	S2	S3	S3Spd	SFSpd
(5) Andrew DUNN							
1	8:47:19.318			25.715	19.380	93.205	90.809
2	8:48:22.815	1:03.497	20.452	24.402	18.643	93.076	89.358
3	8:49:26.921	1:04.106	20.708	24.887	18.511	93.465	89.957
4	8:50:31.998	1:05.077	20.615	25.178	19.284	93.205	90.077
5	8:51:33.985	1:01.987	20.290	23.641	18.056	96.419	90.809
6	8:52:37.898	1:03.913	20.245	24.689	18.979	94.651	89.477

Lap	Time of Day	Lap Tm	S1	S2	S3	S3Spd	SFSpd
(83) Grant SMITH							
1	8:47:19.802			25.112	19.221	93.857	89.716
2	8:48:23.458	1:03.656	20.728	24.017	18.911	94.785	88.532
3	8:49:27.239	1:03.781	20.527	24.317	18.937	90.320	89.002
4	8:50:31.727	1:04.488	20.475	25.117	18.896	94.518	89.358
5	8:51:34.227	1:02.500	19.916	23.902	18.682	92.562	89.836
6	8:52:38.357	1:04.130	19.889	24.527	19.714	92.308	78.857

Lap	Time of Day	Lap Tm	S1	S2	S3	S3Spd	SFSpd
(58) Mark CUMMING							
1	8:47:23.658			25.670	19.271	93.076	88.183

Lap	Time of Day	Lap Tm	S1	S2	S3	S3Spd	SFSpd
(3) Ian McLEISH							
2	8:48:26.967	1:03.309	20.261	24.330	18.718	93.595	91.427
3	8:49:29.743	1:02.776	20.235	23.994	18.547	95.323	88.068
4	8:50:32.314	1:02.571	20.091	24.111	18.369	94.651	91.427
5	8:51:35.286	1:02.972	20.325	24.364	18.283	96.281	89.120
6	8:52:42.046	1:06.760	21.763	26.177	18.820	93.335	90.442

Lap	Time of Day	Lap Tm	S1	S2	S3	S3Spd	SFSpd
(37) Ivor GREENWOOD							
1	8:47:24.204			25.471	19.148	95.323	91.179
2	8:48:28.761	1:04.557	21.089	24.871	18.597	95.595	89.836
3	8:49:32.265	1:03.504	20.659	24.276	18.569	94.919	90.686
4	8:50:35.541	1:03.276	20.448	24.341	18.487	94.651	89.836
5	8:51:39.390	1:03.849	20.608	24.725	18.516	94.919	90.320
6	8:52:42.833	1:03.443	20.402	24.076	18.965	95.595	90.564

Lap	Time of Day	Lap Tm	S1	S2	S3	S3Spd	SFSpd
(16) John BUSHBY							
1	8:47:44.821			25.044	19.062	94.785	91.677
2	8:48:48.282	1:03.461	20.151	24.693	18.617	94.385	92.562
3	8:49:54.761	1:06.479	19.686	24.333	22.460	92.947	64.034
4	8:51:10.606	1:15.845	26.180	24.209	25.456	96.976	77.313
5	8:52:16.651	1:06.045	23.431	23.445	19.169	96.419	90.564

Lap	Time of Day	Lap Tm	S1	S2	S3	S3Spd	SFSpd
(16) John BUSHBY							
1	8:47:32.667			27.687	22.174	79.230	83.157
2	8:48:40.063	1:07.396	22.907	24.896	19.593	91.055	87.952
3	8:49:44.386	1:04.323	20.648	24.521	19.154	92.054	87.153
4	8:50:50.120	1:05.734	21.946	24.509	19.279	92.690	87.153
5	8:51:55.916	1:05.796	20.699	24.567	20.530	91.928	83.675
6	8:53:00.908	1:04.992	20.958	24.442	19.592	91.427	86.035

Lap	Time of Day	Lap Tm	S1	S2	S3	S3Spd	SFSpd
(25) John NEIL							
1	8:51:24.269			29.599	22.672	85.379	75.742
2	8:52:41.065	1:16.796	24.939	28.858	22.999	75.148	84.518

Lap	Time of Day	Lap Tm	S1	S2	S3	S3Spd	SFSpd
(38) Errico PALLAZZO							
1	8:49:02.343			34.579	30.673	51.621	32.357
2	8:51:10.725	2:08.382	1:05.478	32.570	30.334	61.567	43.463
3	8:52:45.389	1:34.664	30.124	34.898	29.642	55.737	48.699

Lap	Time of Day	Lap Tm	S1	S2	S3	S3Spd	SFSpd
(17) Billy WAIT							
1	8:52:37.453			25.949	20.016	88.767	85.815

Clerk of the Course :

Orbits

Sig : Time :
Chief Timekeeper : Ian Sharp (SMART Timing)

Results available at www.mylaps.com and www.smart-timing.co.uk

Printed: 22/06/2015 22:11:49



SMRC Armed Forces Appreciation Raceday

Sorted on best lap time

Scottish Classics Championship

Knockhill 1.267 miles

Qualifying 3

21/06/2015 09:00

Practice (10:00 Time) started at 8:59:11

Pos	No.	Name	Make/Model	CC	Class Code	Laps	Best Tm	Diff	Best Speed	2nd Best
1	7	Mike CONNON	Lotus 7 S4	1725	CG	9	57.142		79.816	57.459
2	47	Keiron BAILLIE	Lotus 7	1558	CG	11	57.286	0.144	79.615	58.048
3	77	Tommy GILMARTIN	Morgan +8	3900	CE	9	57.416	0.274	79.435	57.533
4	39	Harry SIMPSON	Ginetta G4	1650	CG	11	58.143	1.001	78.442	58.285
5	88	Shonny PATERSON	Triumph TR8	3900	CE	10	58.539	1.397	77.911	58.997
6	74	Bruce WEIR	Datsun 260Z	3900	CD	9	59.788	2.646	76.284	59.894
7	4	Stan BERNARD	Porsche 911	2994	CD	8	59.994	2.852	76.022	1:00.030
8	29	Richard MERRELL	Alfa Giulia GT	1985	CC	10	1:02.434	5.292	73.051	1:02.633
9	32	Alasdair COATES	Ford Mustang	4802	CE	10	1:02.785	5.643	72.642	1:02.873
10	41	Grant ALLAN	Porsche 911	2994	CD	9	1:03.494	6.352	71.831	1:04.001
11	14	Mike STEWART	Marco GT	1760	CB	10	1:03.759	6.617	71.532	1:04.168
12	46	Robin BENN	Ford Capri	3000	CD	8	1:04.642	7.500	70.555	1:05.135
13	35	Ian BLACKLIN	Ford Capri	3000	CD	8	1:05.296	8.154	69.849	1:07.067
14	17	Ian DALTRY	Alfasud TI	1490	CA	9	1:05.799	8.657	69.315	1:06.860
15	11	Ian MORTON	MG Midget	1360	CA	9	1:05.990	8.848	69.114	1:07.087
16	59	Blair NIMMO	Ford Capri	3000	CD	9	1:06.741	9.599	68.336	1:07.092
17	54	Howard GORDON	MG Midget	1380	CA	7	1:07.377	10.235	67.691	1:07.962
18	10	Andy WALKER	Triumph Sport	1300	CH	2	1:12.746	15.604	62.695	
19	43	Kenneth BREARLEY	Austin Mini	1380	CA	8	1:14.524	17.382	61.200	1:16.101

Clerk of the Course :

Orbits

Sig : Time :

Chief Timekeeper : Ian Sharp (SMART Timing)

Results available at www.mylaps.com and www.smart-timing.co.uk

Printed: 22/06/2015 19:19:44



SMRC Armed Forces Appreciation Raceday

Scottish Classics Championship

Knockhill 1.267 miles

Qualifying 3

21/06/2015 09:00

Practice (10:00 Time) started at 8:59:11

Lap	Time of Day	Lap Tm	S1	S2	S3	S3Spd	SFSpd
(7) Mike CONNON							
1	9:02:09.658			23.556	17.230	104.692	98.979
2	9:03:08.829	59.171	19.375	23.423	16.373	106.351	102.611
3	9:04:06.484	57.655	19.445	21.870	16.340	107.201	102.926
4	9:05:04.237	57.753	18.363	22.843	16.547	106.015	101.218
5	9:06:03.019	58.782	18.790	23.030	16.962	107.201	100.011
6	9:07:00.695	57.676	18.745	22.333	16.598	107.890	101.832
7	9:07:57.837	57.142	18.789	22.123	16.230	108.064	102.768
8	9:08:55.296	57.459	18.730	21.822	16.907	109.653	99.714
9	9:09:52.778	57.482	18.896	22.349	16.237	106.859	101.371

Lap	Time of Day	Lap Tm	S1	S2	S3	S3Spd	SFSpd
(47) Keiron BAILLIE							
1	9:00:17.950			25.275	17.849	100.611	98.398
2	9:01:17.491	59.539	19.610	22.804	17.125	104.043	98.833
3	9:02:16.633	59.143	19.313	22.650	17.180	105.515	98.979
4	9:03:17.861	1:01.228	20.456	23.797	16.975	105.349	98.688
5	9:04:18.226	1:00.365	20.593	22.744	17.028	101.066	98.979
6	9:05:17.414	59.188	19.124	23.082	16.982	102.298	97.824
7	9:06:15.934	58.520	19.107	22.466	16.947	104.529	97.540
8	9:07:14.774	58.840	19.132	22.566	17.142	103.242	97.540
9	9:08:12.822	58.048	18.933	22.152	16.963	102.611	98.254
10	9:09:10.108	57.286	18.752	21.656	16.878	105.349	97.967
11	9:10:08.596	58.488	18.751	21.933	17.804	103.882	96.836

Lap	Time of Day	Lap Tm	S1	S2	S3	S3Spd	SFSpd
(77) Tommy GILMARTIN							
1	9:00:18.745			25.002	18.022	95.188	104.529
2	9:01:18.519	59.774	19.757	22.532	17.485	99.125	102.926
3	9:02:19.054	1:00.535	20.653	23.075	16.807	115.107	105.515
4	9:03:17.189	58.135	18.998	22.081	17.056	115.107	106.689
5	9:04:14.605	57.416	19.080	21.833	16.503	116.304	106.689
6	9:05:12.138	57.533	18.766	21.610	17.157	107.544	107.030
7	9:06:11.230	59.092	18.857	22.488	17.747	99.566	106.351
8	9:07:09.769	58.539	18.940	22.252	17.347	113.357	105.681
9	9:08:23.064	1:13.295	21.537	26.714	25.044	81.639	27.291

Lap	Time of Day	Lap Tm	S1	S2	S3	S3Spd	SFSpd
(39) Harry SIMPSON							
1	9:00:17.559			24.998	18.205	102.926	97.399
2	9:01:16.723	59.164	19.384	22.674	17.106	106.520	98.833
3	9:02:16.322	59.599	19.625	22.733	17.241	103.721	98.254
4	9:03:14.967	58.645	19.089	22.145	17.411	108.413	98.254
5	9:04:13.431	58.464	19.249	22.034	17.181	107.372	98.688
6	9:05:11.875	58.444	18.968	22.253	17.223	100.611	97.967
7	9:06:11.742	59.867	19.744	22.267	17.856	102.768	98.543
8	9:07:09.885	58.143	18.911	22.276	16.956	108.588	99.125
9	9:08:09.363	59.478	20.595	21.842	17.041	108.064	98.398
10	9:09:07.648	58.285	19.076	21.887	17.322	108.588	98.833
11	9:10:06.577	58.929	19.039	22.641	17.249	105.515	95.731

Lap	Time of Day	Lap Tm	S1	S2	S3	S3Spd	SFSpd
(88) Shonny PATERSON							
1	9:00:40.288			29.515	21.387	73.422	99.419
2	9:01:42.023	1:01.735	20.040	23.819	17.876	104.692	101.678
3	9:02:41.020	58.997	19.063	22.097	17.837	110.922	102.454
4	9:03:40.151	59.131	19.047	22.535	17.549	108.413	101.371
5	9:04:39.641	59.490	19.593	22.097	17.800	109.832	102.298
6	9:05:38.180	58.539	19.027	22.178	17.334	108.941	102.611
7	9:06:37.946	59.766	19.183	23.138	17.445	109.474	101.524
8	9:07:37.092	59.146	19.009	22.503	17.634	107.890	102.454
9	9:08:37.742	1:00.650	20.028	22.874	17.748	108.588	100.611
10	9:09:38.771	1:01.029	20.154	23.048	17.827	104.692	100.011

Lap	Time of Day	Lap Tm	S1	S2	S3	S3Spd	SFSpd
(74) Bruce WEIR							
1	9:00:31.855			26.935	19.889	96.697	88.767
2	9:01:37.473	1:05.618	21.540	25.335	18.743	100.161	95.188
3	9:02:39.675	1:02.202	20.268	23.808	18.126	103.242	96.697
4	9:03:40.710	1:01.035	19.299	23.583	18.153	101.066	96.558
5	9:04:42.941	1:02.231	20.243	24.132	17.856	104.692	96.697
6	9:05:42.729	59.788	19.213	23.156	17.419	103.882	97.257
7	9:06:42.623	59.894	19.032	23.126	17.736	103.084	97.399
8	9:07:44.898	1:02.275	20.574	23.855	17.846	99.419	96.697
9	9:08:54.738	1:09.840	19.822	24.681	25.337	99.419	23.907

Lap	Time of Day	Lap Tm	S1	S2	S3	S3Spd	SFSpd
(4) Stan BERNARD							
1	9:02:22.275			25.018	18.473	101.987	95.595

Lap	Time of Day	Lap Tm	S1	S2	S3	S3Spd	SFSpd
2	9:03:23.479	1:01.204	20.054	23.399	17.751	103.882	97.967
3	9:04:23.735	1:00.256	19.559	23.237	17.460	105.349	97.824
4	9:05:23.765	1:00.030	19.571	22.959	17.500	105.184	98.111
5	9:06:23.759	59.994	19.630	22.947	17.417	105.848	98.543
6	9:07:24.907	1:01.148	20.122	23.465	17.561	104.043	97.399
7	9:08:25.937	1:01.030	19.675	23.372	17.983	105.349	95.459
8	9:09:27.369	1:01.432	19.542	23.995	17.895	103.721	94.651

Lap	Time of Day	Lap Tm	S1	S2	S3	S3Spd	SFSpd
(29) Richard MERRELL							
1	9:00:26.931			26.567	19.560	91.179	83.885
2	9:01:32.434	1:05.503	21.473	25.177	18.853	92.435	83.885
3	9:02:37.762	1:05.328	20.821	25.059	19.448	92.435	83.989
4	9:03:43.122	1:05.360	20.688	25.709	18.963	91.303	84.306
5	9:04:47.606	1:04.484	20.986	24.804	18.694	93.465	84.732
6	9:05:51.348	1:03.742	20.524	24.539	18.679	94.252	84.095
7	9:06:53.981	1:02.633	20.303	24.039	18.291	93.726	85.596
8	9:07:57.508	1:03.527	20.684	24.418	18.425	94.385	85.379
9	9:08:59.942	1:02.434	20.091	24.159	18.184	93.857	85.270
10	9:10:03.313	1:03.371	20.474	24.121	18.776	95.188	74.647

Lap	Time of Day	Lap Tm	S1	S2	S3	S3Spd	SFSpd
(32) Alasdair COATES							
1	9:00:30.995			28.510	20.134	76.958	92.054
2	9:01:34.209	1:03.214	20.741	23.908	18.565	100.914	93.857
3	9:02:37.086	1:02.877	19.976	24.002	18.899	101.066	90.442
4	9:03:40.649	1:03.563	20.549	23.969	19.045	99.863	94.120
5	9:04:44.415	1:03.766	21.030	23.805	18.931	102.926	92.181
6	9:05:47.428	1:03.013	20.464	24.107	18.442	99.419	93.857
7	9:06:50.213	1:02.785	20.529	23.770	18.486	101.987	94.651
8	9:07:53.151	1:02.938	20.503	23.943	18.492	101.371	91.055
9	9:08:56.024	1:02.873	20.283	23.711	18.879	100.762	92.435
10	9:09:59.149	1:03.125	20.726	23.835	18.564	101.524	94.651

Lap	Time of Day	Lap Tm	S1	S2	S3	S3Spd	SFSpd
(41) Grant ALLAN							
1	9:01:01.113			27.537	19.947	89.002	85.925
2	9:02:09.304	1:08.191	22.633	25.768	19.790	95.459	86.035
3	9:03:15.507	1:06.203	22.081	24.822	19.300	96.143	86.814
4	9:04:21.469	1:05.962	21.854	24.770	19.338	94.651	85.054
5	9:05:26.467	1:04.998	21.265	24.597	19.136	95.595	86.702
6	9:06:31.279	1:04.812	21.820	24.252	18.740	96.697	87.494
7	9:07:34.773	1:03.494	20.995	23.603	18.896	97.824	85.925
8	9:08:39.530	1:04.757	21.375	24.189	19.193	94.252	86.479
9	9:09:43.531	1:04.001	21.172	24.014	18.815	96.419	

SMRC Armed Forces Appreciation Raceday

Scottish Classics Championship

Knockhill 1.267 miles

Qualifying 3

21/06/2015 09:00

Practice (10:00 Time) started at 8:59:11

Lap	Time of Day	Lap Tm	S1	S2	S3	S3Spd	SFSpd	Lap	Time of Day	Lap Tm	S1	S2	S3	S3Spd	SFSpd
(17) Ian DALTRY															
1	9:00:51.715			32.379	23.609	70.270	71.773								
2	9:02:05.846	1:14.131	24.658	27.223	22.250	87.837	76.694								
3	9:03:15.649	1:09.803	22.806	26.291	20.706	86.702	79.136								
4	9:04:25.479	1:09.830	23.456	25.609	20.765	86.479	80.950								
5	9:05:32.709	1:07.230	21.750	25.309	20.171	86.702	80.465								
6	9:06:40.847	1:08.138	21.593	24.960	21.585	86.257	77.851								
7	9:07:47.707	1:06.860	21.943	25.071	19.846	87.837	81.343								
8	9:08:53.506	1:05.799	21.250	24.701	19.848	88.068	81.739								
9	9:10:20.989	1:27.483	25.603	32.141	29.739	58.712	26.011								
(11) Ian MORTON															
1	9:00:37.193			28.330	21.294	82.543	80.465								
2	9:01:48.883	1:11.690	24.041	27.307	20.342	86.146	80.853								
3	9:02:58.369	1:09.486	22.456	27.226	19.804	87.722	81.639								
4	9:04:06.535	1:08.166	22.333	25.951	19.882	87.722	82.139								
5	9:05:13.858	1:07.323	21.618	25.332	20.373	88.884	82.747								
6	9:06:22.417	1:08.559	22.396	26.412	19.751	89.120	81.639								
7	9:07:29.504	1:07.087	22.609	25.385	19.093	89.596	82.951								
8	9:08:35.494	1:05.990	21.765	24.887	19.338	89.120	81.739								
9	9:09:45.053	1:09.559	22.948	24.896	21.715	89.716	31.373								
(59) Blair NIMMO															
1	9:00:54.801			29.844	22.989	82.543	75.233								
2	9:02:07.833	1:13.032	23.821	27.703	21.508	87.722	74.981								
3	9:03:18.306	1:10.473	23.159	26.551	20.763	81.739	76.000								
4	9:04:27.396	1:09.090	22.252	26.135	20.703	86.146	73.907								
5	9:05:35.357	1:07.961	21.732	25.905	20.324	83.989	74.813								
6	9:06:43.174	1:07.817	21.516	25.899	20.402	84.946	79.230								
7	9:07:50.615	1:07.441	21.467	25.690	20.284	85.706	78.765								
8	9:08:57.707	1:07.092	21.329	25.340	20.423	87.494	77.491								
9	9:10:04.448	1:06.741	21.257	25.258	20.226	88.416	78.032								
(54) Howard GORDON															
1	9:02:40.681			32.126	23.873	69.326	78.950								
2	9:03:50.377	1:09.696	23.386	26.203	20.107	86.368	81.146								
3	9:04:58.339	1:07.962	22.234	26.163	19.565	87.837	82.341								
4	9:06:06.721	1:08.382	21.980	26.560	19.842	87.608	82.543								
5	9:07:14.812	1:08.091	21.463	27.043	19.585	86.257	83.260								
6	9:08:22.189	1:07.377	21.470	26.293	19.614	87.380	83.260								
7	9:09:30.620	1:08.431	21.731	27.140	19.560	86.814	80.658								
(10) Andy WALKER															
1	9:00:51.484			31.133	21.207	82.341	83.467								
2	9:02:04.230	1:12.746	23.222	27.560	21.964	85.706	48.948								
(43) Kenneth BREARLEY															
1	9:01:05.137			32.011	23.952	69.254	69.112								
2	9:02:23.910	1:18.773	25.517	30.065	23.191	76.259	71.164								
3	9:03:41.234	1:17.324	24.459	29.283	23.582	74.234	69.542								
4	9:04:58.316	1:17.082	25.454	29.147	22.481	75.064	70.565								
5	9:06:15.260	1:16.944	24.420	29.660	22.864	76.432	72.004								
6	9:07:29.784	1:14.524	23.740	28.312	22.472	76.086	72.549								
7	9:08:46.121	1:16.337	23.916	29.465	22.956	75.572	72.706								
8	9:10:02.222	1:16.101	24.064	28.133	23.904	78.123	70.714								

Clerk of the Course :

Orbits

Sig : Time :
Chief Timekeeper : Ian Sharp (SMART Timing)

Results available at www.mylaps.com and www.smart-timing.co.uk

Printed: 22/06/2015 19:20:23



SMRC Armed Forces Appreciation Raceday

Scottish Classics Championship

Knockhill 1.267 miles

Race 3 - 1st Race

21/06/2015 11:25

Race (12 Laps) started at 11:21:32

POLE POSITION

2
47 Keiron BAILLIE
57.286

4
39 Harry SIMPSON
58.143

6
74 Bruce WEIR
59.788

8
29 Richard MERRELL
1:02.434

10
41 Grant ALLAN
1:03.494

12
46 Robin BENN
1:04.642

14
17 Ian DALTRY
1:05.799

16
59 Blair NIMMO
1:06.741

18
10 Andy WALKER
1:12.746

1
7 Mike CONNOR
57.142

3
77 Tommy GILMARTIN
57.416

5
88 Shonny PATERSON
58.539

7
4 Stan BERNARD
59.994

9
32 Alasdair COATES
1:02.785

11
14 Mike STEWART
1:03.759

13
35 Ian BLACKLIN
1:05.296

15
11 Ian MORTON
1:05.990

17
54 Howard GORDON
1:07.377

19
43 Kenneth BREARLEY
1:14.524

1
2
3
4
5
6
7
8
9
10

Clerk of the Course :

Orbits

Sig : Time :

Chief Timekeeper : Ian Sharp (SMART Timing)

Results available at www.mylaps.com and www.smart-timing.co.uk

Printed: 22/06/2015 19:20:57



SMRC Armed Forces Appreciation Raceday

Sorted on best lap time

Scottish Fiesta Championship

Knockhill 1.267 miles

Qualifying 4

21/06/2015 09:15

Practice (10:00 Time) started at 9:14:14

Pos	No.	Name	Make/Model	CC	Class Code	Laps	Best Tm	Diff	Best Speed	2nd Best
1	1	Wayne MacAULEY	Ford Fiesta ST	2000	ST	9	1:02.122		73.417	1:02.244
2	31	George ORR	Ford Fiesta ST	2000	ST	9	1:02.243	0.121	73.275	1:02.341
3	7	Kevin WHYTE	Ford Fiesta ST	2000	ST	10	1:02.447	0.325	73.035	1:02.505
4	51	Chris MILFORD	Ford Fiesta ST	2000	ST	10	1:03.090	0.968	72.291	1:03.537
5	14	John BALFOUR	Ford Fiesta XR2	2000	ST	9	1:03.104	0.982	72.275	1:03.106
6	61	Peter CRUICKSHANK	Ford Fiesta ST	2000	ST	9	1:03.153	1.031	72.219	1:03.160
7	25	Andrew CHRISTIE	Ford Fiesta ST	2000	ST	10	1:03.495	1.373	71.830	1:03.580
8	24	Steven GRAY	Ford Fiesta XR2	1600	XR	9	1:03.855	1.733	71.425	1:04.060
9	37	Russell MORGAN	Ford Fiesta ST	2000	ST	9	1:04.129	2.007	71.120	1:04.191
10	50	Jim DEANS	Ford Fiesta XR2	1600	XR	9	1:04.647	2.525	70.550	1:04.664
11	19	Josh ORR	Ford Fiesta XR2	1600	XRN	7	1:04.648	2.526	70.549	1:04.807
12	17	Gary WEBSTER	Ford Fiesta XR2	1600	XRN	9	1:06.079	3.957	69.021	1:06.495
13	21	Annie BUTTERWORTH	Ford Fiesta XR2	1600	XR	9	1:06.226	4.104	68.868	1:06.688
14	18	Barry FARQUHARSON	Ford Fiesta XR2	1600	XRN	9	1:06.601	4.479	68.480	1:06.616
15	28	David TAYLOR	Ford Fiesta XR2	1600	XRN	5	1:07.809	5.687	67.260	1:09.465
16	20	Chris McNEILL	Ford Fiesta XR2	1600	XR	6	1:15.273	13.151	60.591	1:18.532

Clerk of the Course :

Orbits

Sig : Time :

Chief Timekeeper : Ian Sharp (SMART Timing)

Results available at www.mylaps.com and www.smart-timing.co.uk

Printed: 22/06/2015 19:24:31



SMRC Armed Forces Appreciation Raceday

Scottish Fiesta Championship

Knockhill 1.267 miles

Qualifying 4

21/06/2015 09:15

Practice (10:00 Time) started at 9:14:14

Lap	Time of Day	Lap Tm	S1	S2	S3	S3Spd	SFSpd	Lap	Time of Day	Lap Tm	S1	S2	S3	S3Spd	SFSpd
3	9:17:45.838	1:06.601	21.244	24.883	20.474	83.363	73.907								
4	9:18:52.907	1:07.069	21.377	25.492	20.200	82.240	75.064								
5	9:19:59.523	1:06.616	21.283	25.274	20.059	83.260	75.233								
6	9:21:07.280	1:07.757	21.270	26.283	20.204	82.442	75.064								
7	9:22:14.375	1:07.095	21.161	25.771	20.163	82.543	75.572								
8	9:23:21.296	1:06.921	21.219	25.565	20.137	82.543	75.487								
9	9:24:28.022	1:06.726	21.217	25.273	20.236	82.341	75.742								

(28) David TAYLOR

1	9:15:40.309			30.274	22.461	66.443	73.664
2	9:16:50.014	1:09.705	23.227	25.891	20.587	81.244	74.647
3	9:17:59.479	1:09.465	23.935	25.310	20.220	83.054	75.657
4	9:19:07.288	1:07.809	21.389	25.471	20.949	82.139	75.657
5	9:20:22.257	1:14.969	23.048	27.838	24.083	72.943	36.954

(20) Chris McNEILL

1	9:17:18.424				24.352		66.509
2	9:18:36.956	1:18.532			22.582		69.904
3	9:19:55.559	1:18.603			22.279		74.316
4	9:21:10.832	1:15.273			21.755		70.343
5	9:22:34.597	1:23.765			26.729	66.051	64.964
6	9:24:09.074	1:34.477			31.489		29.228

Clerk of the Course :

Orbits

Sig : Time :
 Chief Timekeeper : Ian Sharp (SMART Timing)
 Results available at www.mylaps.com and www.smart-timing.co.uk

Printed: 22/06/2015 19:24:53



SMRC Armed Forces Appreciation Raceday

Scottish Fiesta Championship

Knockhill 1.267 miles

Race 4 - 1st Race

21/06/2015 11:50

Race (12 Laps) started at 11:44:44

POLE POSITION

2 31 George ORR 1:02.243
4 51 Chris MILFORD 1:03.090
6 61 Peter CRUICKSHANK 1:03.153
8 24 Steven GRAY 1:03.855
10 50 Jim DEANS 1:04.647
12 17 Gary WEBSTER 1:06.079
14 18 Barry FARQUHARSON 1:06.601
16 20 Chris McNEILL 1:15.273

1 1 Wayne MacAULEY 1:02.122
3 7 Kevin WHYTE 1:02.447
5 14 John BALFOUR 1:03.104
7 25 Andrew CHRISTIE 1:03.495
9 37 Russell MORGAN 1:04.129
11 19 Josh ORR 1:04.648
13 21 Annie BUTTERWORTH 1:06.226
15 28 David TAYLOR 1:07.809

1
2
3
4
5
6
7
8

Clerk of the Course :

Sig : Time :

Chief Timekeeper : Ian Sharp (SMART Timing)

Results available at www.mylaps.com and www.smart-timing.co.uk

Printed: 22/06/2015 19:25:31

Orbits



SMRC Armed Forces Appreciation Raceday

Sorted on best lap time

Scottish Formula Ford 1600 Championship

Knockhill 1.267 miles

Qualifying 5

21/06/2015 09:30

Practice (10:00 Time) started at 9:28:04

Pos	No.	Name	Make/Model	CC	Class Code	Laps	Best Tm	Diff	Best Speed	2nd Best
1	25	Neil MacLENNAN	Ray GR09	1600	FF16A-N	11	55.191		82.637	55.315
2	78	Adam MacKAY	Ray GR14	1600	FF16A	9	55.230	0.039	82.579	55.404
3	33	Jordan GRONKOWSKI	Van Diemen RF90	1600	FF16A	11	55.801	0.610	81.734	55.946
4	6	Sebastian MELROSE	Ray GR14	1600	FF16A-N	10	56.814	1.623	80.277	56.819
5	92	Matthew CHISHOLM	Van Diemen RF92	1600	FF16B	10	56.867	1.676	80.202	56.887
6	3	Neil BROOME	Swift SC93C	1600	FF16B	11	57.054	1.863	79.939	57.092
7	70	David THORBURN	Ray GR15	1600	FF16A	11	57.280	2.089	79.624	57.289
8	10	Fergus BARLOW	Ray GR09	1600	FF16A-N	10	57.477	2.286	79.351	57.995
9	79	Phil HOOKER	Ray GR14	1600	FF16A-N	10	58.080	2.889	78.527	58.451
10	16	Ivor MAIRS	Mondiale	1600	FF16B	10	59.254	4.063	76.971	59.920
11	99	Stephen BARLOW	Ray 98	1600	FF16A-N	5	1:00.280	5.089	75.661	1:01.010

Clerk of the Course :

Orbits

Sig : Time :

Chief Timekeeper : Ian Sharp (SMART Timing)

Results available at www.mylaps.com and www.smart-timing.co.uk

Printed: 22/06/2015 19:29:14



SMRC Armed Forces Appreciation Raceday

Scottish Formula Ford 1600 Championship

Knockhill 1.267 miles

Race 5 - 1st Race

21/06/2015 12:15

Race (12 Laps) started at 12:16:49

POLE POSITION

2 78 Adam MacKAY 55.230
4 6 Sebastian MELROSE 56.814
6 3 Neil BROOME 57.054
8 10 Fergus BARLOW 57.477
10 16 Ivor MAIRS 59.254

1 25 Neil MacLENNAN 55.191
3 33 Jordan GRONKOWSKI 55.801
5 92 Matthew CHISHOLM 56.867
7 70 David THORBURN 57.280
9 79 Phil HOOKER 58.080
11 99 Stephen BARLOW 1:00.280

1
2
3
4
5
6

Clerk of the Course :

Orbits

Sig : Time :
Chief Timekeeper : Ian Sharp (SMART Timing)
Results available at www.mylaps.com and www.smart-timing.co.uk

Printed: 22/06/2015 19:30:15



SMRC Armed Forces Appreciation Raceday

Sorted on best lap time

Scottish Saloons & Sportscars Championship

Knockhill 1.267 miles

Qualifying 6

21/06/2015 09:45

Practice (10:00 Time) started at 9:41:41

Pos	No.	Name	Make/Model	CC	Class	Laps	Best Tm	Diff	Best Speed	2nd Best
1	88	Ian DONALDSON	Mitsubishi Evo	2000	A1	7	53.144		85.820	53.776
2	51	Roddie PATERSON	Caterham	2300	A3	10	54.410	1.266	83.824	55.206
3	8	Finlay CROCKER	Seat Leon Eurocup	2000	A2	9	54.477	1.333	83.720	55.999
4	79	Paul BRYDON	BMW M3	3200T	A2	7	54.769	1.625	83.274	55.340
5	78	David HEADEN	Caterham CSR	2300	A3	9	55.078	1.934	82.807	55.914
6	55	Fiona KINDNESS	Subaru Impreza	2350	A1	10	55.513	2.369	82.158	55.522
7	54	Andrew MORRISON	Seat Leon Cupra	1994	A2	10	56.332	3.188	80.964	56.489
8	4	Mark DAWSON	VW Corrado	1900	B1	10	56.798	3.654	80.299	56.970
9	35	Andrew MACKIE	Mitsubishi Evo	2000	B1	8	58.041	4.897	78.580	58.212
10	33	Stephen HENDERSON	Sylva Riot	1800	A3	10	58.320	5.176	78.204	59.194
11	99	John WILSON	Ford Focus RS	2500	B1	7	59.042	5.898	77.247	59.761
12	9	Martin McGEOUGH	Subaru Impreza	2000	B1	9	1:00.020	6.876	75.989	1:00.434
13	27	David BREWIS	ADR Sport	998	A3	9	1:00.185	7.041	75.780	1:00.878
14	80	Iain SINCLAIR	Westfield	1998	B2	9	1:00.381	7.237	75.534	1:00.502
15	89	William ROBSON	Ford Focus RS	2500	B1	6	1:00.384	7.240	75.531	1:00.765
16	59	Gary WAIT	Ford Sierra Cosworth	2000	A2	4	1:01.364	8.220	74.324	1:02.293
17	97	Oilly ROSS	Mazda MX5	1600	MX5	8	1:05.793	12.649	69.321	1:06.123
18	92	Michael KELLY	Mazda MX5	1600	MX5	9	1:07.764	14.620	67.305	1:07.788
19	34	Ian CREHAN	Mazda MX5	1600	MX5	7	1:11.522	18.378	63.768	1:12.255
20	93	David SMAIL	Mazda MX5	1600	MX5	8	1:12.449	19.305	62.952	1:13.331

Clerk of the Course :

Orbits

Sig : Time :

Chief Timekeeper : Ian Sharp (SMART Timing)

Results available at www.mylaps.com and www.smart-timing.co.uk

Printed: 22/06/2015 22:16:21



SMRC Armed Forces Appreciation Raceday

Scottish Saloons & Sportscars Championship

Knockhill 1.267 miles

Qualifying 6

21/06/2015 09:45

Practice (10:00 Time) started at 9:41:41

Lap	Time of Day	Lap Tm	S1	S2	S3	S3Spd	SFSpd	Lap	Time of Day	Lap Tm	S1	S2	S3	S3Spd	SFSpd
6	9:48:39.231	1:03.653	22.155	24.103	17.395	99.714	95.323								
7	9:49:39.733	1:00.502	19.538	22.892	18.072	101.371	93.857								
8	9:50:40.309	1:00.576	19.729	23.055	17.792	99.419	92.818								
9	9:51:40.690	1:00.381	19.821	22.897	17.663	97.967	94.252								

(89) William ROBSON

1	9:43:05.170			34.065	21.393	59.178	102.768
2	9:44:06.902	1:01.732	20.063	23.854	17.815	106.859	101.987
3	9:45:08.609	1:01.707	20.387	23.894	17.426	107.544	102.926
4	9:46:09.374	1:00.765	19.506	23.753	17.506	105.848	102.454
5	9:47:09.758	1:00.384	19.998	23.077	17.309	106.859	96.281
6	9:48:27.183	1:17.425	21.709	27.338	28.378	72.236	27.424

(59) Gary WAIT

1	9:43:22.505				20.983	92.562	98.543
2	9:44:25.345	1:02.840			18.841		101.371
3	9:45:27.638	1:02.293			18.221		100.914
4	9:46:29.002	1:01.364			18.159		99.125

(97) Olly ROSS

1	9:43:17.061			29.166	21.895	82.039	72.627
2	9:44:24.433	1:07.372	22.020	25.159	20.193	86.702	77.671
3	9:45:36.000	1:11.567	23.450	24.872	23.245	85.054	34.645
4	9:47:27.094	1:51.094	1:03.438	26.147	21.509	83.157	74.399
5	9:48:34.008	1:06.914	21.840	25.012	20.062	84.839	77.135
6	9:49:40.811	1:06.803	21.352	24.989	20.462	83.989	77.135
7	9:50:46.934	1:06.123	21.364	24.937	19.822	84.946	77.671
8	9:51:52.727	1:05.793	20.946	24.783	20.064	84.200	76.870

(92) Michael KELLY

1	9:43:17.858			30.276	23.169	81.146	75.742
2	9:44:25.650	1:07.792	21.922	25.448	20.422	85.379	76.870
3	9:45:34.613	1:08.963	22.808	25.724	20.431	84.306	76.519
4	9:46:42.401	1:07.788	21.759	25.641	20.388	82.951	75.657
5	9:47:51.479	1:09.078	21.821	26.857	20.400	82.747	76.519
6	9:49:00.136	1:08.657	21.746	26.473	20.438	83.571	76.432
7	9:50:08.539	1:08.403	22.448	25.796	20.159	83.675	77.224
8	9:51:16.303	1:07.764	21.789	25.631	20.344	84.625	77.313
9	9:52:24.850	1:08.547	22.883	25.318	20.346	84.306	77.402

(34) Ian CREHAN

1	9:43:37.024				24.578	70.491	68.130
2	9:44:53.457	1:16.433			21.965	77.402	68.130
3	9:46:07.836	1:14.379			21.195	76.958	72.159
4	9:47:20.091	1:12.255			21.504	79.417	71.467
5	9:49:01.697	1:41.606			23.845	77.135	30.120
6	9:50:58.340	1:56.643			21.582	79.417	68.130
7	9:52:09.862	1:11.522			20.734	79.985	72.392

(93) David SMAIL

1	9:43:35.812			33.559	25.302	69.041	70.050
2	9:44:52.181	1:16.369	24.723	29.121	22.525	78.580	60.403
3	9:46:11.939	1:19.758	27.622	30.682	21.454	79.417	75.148
4	9:47:30.308	1:18.369	26.004	29.069	23.296	81.739	70.863
5	9:48:44.900	1:14.592	24.648	27.786	22.158	80.081	64.776
6	9:49:58.231	1:13.331	24.012	27.836	21.483	81.244	71.850
7	9:51:10.680	1:12.449	23.639	27.303	21.507	79.606	70.863
8	9:52:26.261	1:15.581	24.861	27.946	22.774	73.664	73.989

Clerk of the Course :

Orbits

Sig : Time :
 Chief Timekeeper : Ian Sharp (SMART Timing)
 Results available at www.mylaps.com and www.smart-timing.co.uk

Printed: 22/06/2015 22:16:55



SMRC Armed Forces Appreciation Raceday

Scottish Saloons & Sportscars Championship

Knockhill 1.267 miles

Race 6 - 1st Race

21/06/2015 12:35

Race (14 Laps) started at 12:42:18

POLE POSITION

2 51 Roddie PATERSON 54.410
4 79 Paul BRYDON 54.769
6 55 Fiona KINDNESS 55.513
8 4 Mark DAWSON 56.798
10 33 Stephen HENDERSON 58.320
12 9 Martin McGEOUGH 1:00.020
14 80 Iain SINCLAIR 1:00.381
16 59 Gary WAIT 1:01.364
18 92 Michael KELLY 1:07.764
20 93 David SMAIL 1:12.449

1 88 Ian DONALDSON 53.144
3 8 Finlay CROCKER 54.477
5 78 David HEADEN 55.078
7 54 Andrew MORRISON 56.332
9 35 Andrew MACKIE 58.041
11 99 John WILSON 59.042
13 27 David BREWIS 1:00.185
15 89 William ROBSON 1:00.384
17 97 Olly ROSS 1:05.793
19 34 Ian CREHAN 1:11.522

1
2
3
4
5
6
7
8
9
10

Clerk of the Course :

Orbits

Sig : Time :
Chief Timekeeper : Ian Sharp (SMART Timing)
Results available at www.mylaps.com and www.smart-timing.co.uk



SMRC Armed Forces Appreciation Raceday

Sorted on best lap time

Celtic Speed Mini Cooper Cup

Knockhill 1.267 miles

Qualifying 7

21/06/2015 10:00

Practice (10:00 Time) started at 9:56:27

Pos	No.	Name	Make/Model	CC	Class Code	Laps	Best Tm	Diff	Best Speed	2nd Best
1	1	Kenneth THIRLWALL	Mini Cooper	1600	SM	9	1:02.890		72.521	1:02.906
2	70	Oliver MORTIMER	Mini Cooper	1600	SM	10	1:02.898	0.008	72.512	1:03.170
3	20	Kyle REID	Mini Cooper	1600	SM	10	1:03.053	0.163	72.333	1:03.129
4	3	Joe TANNER	Mini Cooper	1600	SM	10	1:03.103	0.213	72.276	1:03.128
5	87	Paul BELL	Mini Cooper	1600	SM	10	1:03.197	0.307	72.169	1:03.396
6	23	Ian MUNRO	Mini Cooper	1600	SM	10	1:03.496	0.606	71.829	1:03.527
7	91	Robbie DALGLEISH	Mini Cooper	1600	SMN	10	1:03.575	0.685	71.740	1:03.584
8	89	Shane STONEY	Mini Cooper	1600	SM	9	1:03.782	0.892	71.507	1:03.799
9	11	Morgan MURRAY	Mini Cooper	1600	SMN	10	1:03.818	0.928	71.466	1:03.861
10	38	Scott FORBES	Mini Cooper	1600	SM	10	1:03.883	0.993	71.394	1:03.918
11	27	Lewis CARTER	Mini Cooper	1600	SM	8	1:03.901	1.011	71.374	1:03.979
12	30	Callum DRYBURGH	Mini Cooper	1600	SM	9	1:03.909	1.019	71.365	1:04.041
13	5	Des WHEATLEY	Mini Cooper	1600	SM	10	1:04.232	1.342	71.006	1:04.289
14	6	Daniel DREELAN	Mini Cooper	1600	SM	9	1:04.502	1.612	70.709	1:04.609
15	74	Ian WALSH	Mini Cooper	1600	SMN	9	1:04.667	1.777	70.528	1:04.737
16	98	Brandon WALSH	Mini Cooper	1600	SMN	9	1:04.701	1.811	70.491	1:05.024
17	26	William BLAKE	Mini Cooper	1600	SMN	9	1:04.780	1.890	70.405	1:04.790
18	8	Hannah CHAPMAN	Mini Cooper	1600	SM L	9	1:05.345	2.455	69.796	1:05.362
19	9	Martin McGEOUGH	Mini Cooper	1600	SMN	9	1:05.783	2.893	69.332	1:05.885
20	7	Jonny DREELAN	Mini Cooper	1600	SMN	9	1:06.213	3.323	68.881	1:06.896

Clerk of the Course :

Orbits

Sig : Time :

Chief Timekeeper : Ian Sharp (SMART Timing)

Results available at www.mylaps.com and www.smart-timing.co.uk

Printed: 22/06/2015 17:32:43





SMRC Armed Forces Appreciation Raceday

Celtic Speed Mini Cooper Cup

Knockhill 1.267 miles

Qualifying 7

21/06/2015 10:00

Practice (10:00 Time) started at 9:56:27

Lap	Time of Day	Lap Tm	S1	S2	S3	S3Spd	SFSpd
(1) Kenneth THIRLWALL							
1	9:58:19.397			29.383	30.946	46.154	63.190
2	9:59:27.743	1:08.346	22.864	26.025	19.457	84.732	77.491
3	10:00:31.190	1:03.447	20.312	23.868	19.267	85.925	77.581
4	10:01:34.850	1:03.660	20.569	23.780	19.311	85.706	77.851
5	10:02:37.756	1:02.906	20.068	23.681	19.157	86.146	77.491
6	10:03:40.788	1:03.032	20.020	23.800	19.212	85.815	78.032
7	10:04:44.074	1:03.286	20.182	23.815	19.289	85.925	77.135
8	10:05:48.423	1:04.349	20.271	24.528	19.550	85.925	78.032
9	10:06:51.313	1:02.890	20.024	23.661	19.205	86.368	76.519

Lap	Time of Day	Lap Tm	S1	S2	S3	S3Spd	SFSpd
(70) Oliver MORTIMER							
1	9:57:48.298				19.679		77.047
2	9:58:53.271	1:04.973			19.724	84.625	77.135
3	9:59:56.441	1:03.170			19.433	76.607	
4	10:00:59.633	1:03.192			19.280	76.694	
5	10:02:02.910	1:03.277			19.458	76.086	
6	10:03:06.962	1:04.052			19.351	77.761	
7	10:04:09.860	1:02.898			19.266	76.870	
8	10:05:14.784	1:04.924			20.603		
9	10:06:18.852	1:04.068			19.258		77.402
10	10:07:30.283	1:11.431			24.349	75.828	29.839

Lap	Time of Day	Lap Tm	S1	S2	S3	S3Spd	SFSpd
(20) Kyle REID							
1	9:57:46.735			27.585	19.908	83.467	76.870
2	9:58:50.201	1:03.466	20.392	23.734	19.340	86.927	77.491
3	9:59:54.112	1:03.911	20.767	23.936	19.208	86.814	78.214
4	10:00:57.241	1:03.129	20.233	23.835	19.061	87.608	78.214
5	10:02:01.330	1:04.089	20.105	24.503	19.481	84.732	77.851
6	10:03:05.151	1:03.821	20.271	24.049	19.501	85.596	78.305
7	10:04:08.204	1:03.053	20.040	23.813	19.200	87.040	78.032
8	10:05:12.106	1:03.902	20.394	24.053	19.455	85.270	77.671
9	10:06:15.493	1:03.387	20.264	23.808	19.315	85.706	77.581
10	10:07:27.877	1:12.384	22.401	26.614	23.369	75.572	36.255

Lap	Time of Day	Lap Tm	S1	S2	S3	S3Spd	SFSpd
(3) Joe TANNER							
1	9:57:45.055			28.988	21.501	65.343	76.345
2	9:58:48.882	1:03.827	20.509	23.970	19.348	85.054	76.782
3	9:59:52.348	1:03.466	20.401	23.813	19.252	85.379	77.402
4	10:00:55.694	1:03.346	20.319	23.708	19.319	86.590	76.958
5	10:01:58.797	1:03.103	20.147	23.728	19.228	85.925	77.047
6	10:03:04.032	1:05.235	20.132	24.429	20.674	74.730	77.491
7	10:04:07.271	1:03.239	20.139	23.822	19.278	85.487	76.958
8	10:05:13.093	1:05.822	20.878	24.988	19.956	86.035	77.671
9	10:06:16.221	1:03.128	20.150	23.691	19.287	86.702	77.402
10	10:07:19.376	1:03.155	20.031	23.888	19.236	86.035	77.313

Lap	Time of Day	Lap Tm	S1	S2	S3	S3Spd	SFSpd
(87) Paul BELL							
1	9:57:45.494			29.032	21.373	64.838	77.313
2	9:58:49.749	1:04.255	20.740	24.179	19.336	85.487	76.958
3	9:59:53.740	1:03.991	20.751	24.010	19.230	85.596	77.402
4	10:00:57.414	1:03.674	20.216	23.961	19.497	85.706	78.032
5	10:02:02.889	1:05.475	20.292	24.789	20.394	84.200	75.572
6	10:03:07.192	1:04.303	20.990	23.887	19.426	86.927	78.305
7	10:04:10.389	1:03.197	20.196	23.862	19.139	86.702	77.941
8	10:05:13.785	1:03.396	20.302	23.754	19.340	86.479	77.671
9	10:06:17.765	1:03.980	20.465	23.944	19.571	87.380	76.519
10	10:07:22.358	1:04.593	21.212	23.958	19.423	85.706	76.519

Lap	Time of Day	Lap Tm	S1	S2	S3	S3Spd	SFSpd
(23) Ian MUNRO							
1	9:57:39.318			27.257	21.148	77.581	76.432
2	9:58:43.320	1:04.002	20.565	24.067	19.370	84.095	76.694
3	9:59:47.648	1:04.328	20.296	24.601	19.431	83.467	76.870
4	10:00:51.144	1:03.496	20.324	23.834	19.338	84.412	76.607
5	10:01:54.687	1:03.543	20.210	23.886	19.447	83.989	76.607
6	10:02:58.361	1:03.674	20.399	23.866	19.409	84.306	76.870
7	10:04:02.078	1:03.717	20.190	24.080	19.447	83.467	76.519
8	10:05:05.698	1:03.620	20.195	23.903	19.522	84.306	76.607
9	10:06:09.225	1:03.527	20.198	23.888	19.441	84.732	76.519
10	10:07:15.597	1:06.372	21.241	24.894	20.237	83.989	76.345

Lap	Time of Day	Lap Tm	S1	S2	S3	S3Spd	SFSpd
(91) Robbie DALGLEISH							
1	9:57:49.590			26.404	20.240	85.162	75.742

Lap	Time of Day	Lap Tm	S1	S2	S3	S3Spd	SFSpd
(89) Shane STONEY							
1	9:58:54.698	1:05.108	20.666	24.535	19.907	86.702	74.981
2	9:59:59.510	1:04.812	20.678	24.715	19.419	86.702	75.828
3	10:01:03.796	1:04.286	20.606	24.000	19.680	86.702	76.345
4	10:02:07.371	1:03.575	20.330	23.787	19.458	86.814	77.047
5	10:03:11.803	1:04.432	20.425	24.089	19.918	83.780	76.958
6	10:04:15.387	1:03.584	20.241	23.880	19.463	86.479	76.000
7	10:05:19.392	1:04.005	20.403	24.188	19.414	86.146	75.317
8	10:06:25.135	1:05.743	20.648	24.250	20.845	85.487	68.899
9	10:07:32.553	1:07.418	21.455	24.479	21.484	85.925	36.392

Lap	Time of Day	Lap Tm	S1	S2	S3	S3Spd	SFSpd
(89) Shane STONEY							
1	9:58:13.233			29.410	23.855	52.469	76.432
2	9:59:18.604	1:05.371	20.817	24.848	19.706	84.306	77.047
3	10:00:23.073	1:04.469	20.473	24.600	19.396	84.839	77.047
4	10:01:27.201	1:04.128	20.421	24.265	19.442	85.706	77.313
5	10:02:31.000	1:03.799	20.432	24.047	19.320	86.368	77.224
6	10:03:34.782	1:03.782	20.358	24.103	19.321	85.487	77.402
7	10:04:38.945	1:04.163	20.374	24.267	19.522	85.270	76.782
8	10:05:43.197	1:04.252	20.536	24.197	19.519	85.815	77.402
9	10:06:47.428	1:04.231	20.481	24.317	19.433	85.487	77.135

Lap	Time of Day	Lap Tm	S1	S2	S3	S3Spd	SFSpd
(11) Morgan MURRAY							
1	9:57:49.054			27.860	20.017	84.200	76.870
2	9:58:54.451	1:05.397	20.788	24.752	19.857	87.153	76.870
3	9:59:59.087	1:04.636	20.671	24.368	19.597	87.380	75.914
4	10:01:03.311	1:04.224	20.761	23.914	19.549	86.814	78.032
5	10:02:07.172	1:03.861	20.394	23.832	19.635	86.702	77.313
6	10:03:11.284	1:04.112	20.393	24.403	19.316	85.815	77.224
7	10:04:15.102	1:03.818	20.349	24.016	19.453	87.380	77.135
8	10:05:19.294	1:04.192	20.522	24.131	19.539	85.815	77.224
9	10:06:24.042	1:04.748	21.167	24.083	19.498	87.380	76.519
10	10:07:28.172	1:04.130	20.440	24.156	19.534	85.706	78.032

Lap	Time of Day	Lap Tm	S1	S2	S3	S3Spd	SFSpd
(38) Scott FORBES							
1	9:57:48.693			28.025	20.302	82.039	76.958
2	9:58:54.060	1:05.367	20.851	24.792	19.724	85.487	76.000
3	9:59:58.880	1:04.820	20.550	24.623	19.647	85.379	75.828
4	10:01:02.798	1:03.918	20.385	24.013	19.520	84.839	77.581
5	10:02:07.124	1:04.326	20.301	24.030	19.995	83.989	75.487
6	10:03:13.099	1:05.975	21.557	24.416	20.002	83.571	76.694
7	10:04:17.220	1:04.121	20.291	24.255	19.575	84.306	77.047
8	10:05:21.398	1:04.178	20.398	24.383	19.397	86.257	76.172
9	10:06:25.281	1:03.883	20.340	24.051	19.492	85.162	77.402
10	10:07:29.316	1:04.035	20.522	24.031	19.482	84.946	77.135

Lap	Time of Day	Lap Tm	S1	S2	S3	S3Spd	SFSpd
(27) Lewis CARTER							
1	9:58:04.384			27.665	23.625	77.224	30.462
2	10:00:06.076	2:01.692	1:08.928	30.581	22.183	69.183	74.316
3	10:01:11.345	1:05.269	21.178	24.373	19.718	83.885	75.402
4	10:02:15.845	1:04.500	20.661	24.158	19.681	83.885	75.657
5	10:03:20.200	1:04.355	20.462	24.148	19.745	84.518	75.317
6	10:04:24.199	1:03.999	20.418	24.121	19.460	83.675	76.259
7	10:05:28.178	1:03.979	20.449	24.089	19.441	84.839	7



SMRC Armed Forces Appreciation Raceday

Celtic Speed Mini Cooper Cup

Knockhill 1.267 miles

Qualifying 7

21/06/2015 10:00

Practice (10:00 Time) started at 9:56:27

Lap	Time of Day	Lap Tm	S1	S2	S3	S3Spd	SFSpd	Lap	Time of Day	Lap Tm	S1	S2	S3	S3Spd	SFSpd
8	10:05:13.486	1:04.824	20.466	24.166	20.192	86.590	77.224	4	10:01:38.601	1:08.875	22.591	26.046	20.238	82.543	76.000
9	10:06:17.775	1:04.289	20.459	24.028	19.802	86.590	75.233	5	10:02:48.013	1:09.412	21.837	27.364	20.211	81.244	75.828
10	10:07:22.748	1:04.973	20.903	24.134	19.936	83.885	77.135	6	10:03:55.174	1:07.161	21.845	25.407	19.909	83.885	75.828
(6) Daniel DREELAN								7	10:05:01.387	1:06.213	21.684	24.950	19.579	83.885	76.519
1	9:57:58.671			30.352	20.631	78.305	74.152	8	10:06:08.283	1:06.896	21.690	25.238	19.968	83.260	75.828
2	9:59:05.247	1:06.576	21.739	24.969	19.868	83.675	75.487	9	10:07:16.641	1:08.358	21.881	26.630	19.847	83.363	76.432
3	10:00:11.470	1:06.223	21.201	24.930	20.092	84.200	75.317								
4	10:01:16.876	1:05.406	20.945	24.428	20.033	84.200	74.730								
5	10:02:21.647	1:04.771	20.693	24.420	19.658	83.780	75.828								
6	10:03:26.256	1:04.609	20.648	24.255	19.706	83.989	75.742								
7	10:04:30.758	1:04.502	20.757	24.034	19.711	84.095	75.914								
8	10:05:35.368	1:04.610	20.773	24.197	19.640	84.306	75.742								
9	10:06:40.284	1:04.916	21.014	24.136	19.766	84.412	75.657								
(74) Ian WALSH															
1	9:58:07.887			29.721	22.475	54.782	75.148								
2	9:59:13.913	1:06.026	21.045	24.818	20.163	83.885	75.828								
3	10:00:19.549	1:05.636	20.924	24.791	19.921	83.885	76.345								
4	10:01:24.798	1:05.249	20.734	24.534	19.981	83.260	76.345								
5	10:02:29.785	1:04.987	20.689	24.429	19.869	84.095	76.432								
6	10:03:35.736	1:05.951	20.791	25.255	19.905	77.941	76.958								
7	10:04:40.403	1:04.667	20.596	24.266	19.805	84.625	75.742								
8	10:05:45.248	1:04.845	20.610	24.405	19.830	84.625	76.259								
9	10:06:49.985	1:04.737	20.818	24.318	19.601	84.946	75.742								
(98) Brandon WALSH															
1	9:57:56.646			29.017	20.794	78.672	74.813								
2	9:59:04.645	1:07.999	22.150	25.835	20.014	81.639	75.572								
3	10:00:10.840	1:06.195	21.367	24.948	19.880	83.260	75.742								
4	10:01:17.073	1:06.233	20.952	24.713	20.568	83.260	75.402								
5	10:02:22.161	1:05.088	20.974	24.414	19.700	84.946	77.135								
6	10:03:27.185	1:05.024	20.582	24.369	20.073	85.270	74.481								
7	10:04:31.886	1:04.701	20.538	24.378	19.785	84.625	76.345								
8	10:05:37.208	1:05.322	20.610	24.438	20.274	84.306	73.583								
9	10:06:42.342	1:05.134	20.846	24.281	20.007	84.518	76.345								
(26) William BLAKE															
1	9:57:47.365			29.332	22.041	65.343	77.135								
2	9:58:53.704	1:06.339	21.917	24.720	19.702	86.035	77.581								
3	9:59:59.637	1:05.933	20.527	24.675	20.731	85.379	74.564								
4	10:01:04.427	1:04.790	20.979	24.273	19.538	85.487	77.941								
5	10:02:09.964	1:05.537	21.040	24.617	19.880	84.625	77.224								
6	10:03:15.322	1:05.358	20.833	24.887	19.638	83.989	77.402								
7	10:04:20.102	1:04.780	20.658	24.557	19.565	84.412	77.135								
8	10:05:25.339	1:05.237	20.710	24.475	20.052	84.732	77.224								
9	10:06:30.361	1:05.022	20.687	24.793	19.542	84.946	77.491								
(8) Hannah CHAPMAN															
1	9:58:20.139			29.774	29.724	51.071	63.730								
2	9:59:28.803	1:08.664	23.303	25.843	19.518	84.946	77.491								
3	10:00:34.148	1:05.345	21.438	24.673	19.234	85.487	77.313								
4	10:01:39.730	1:05.582	21.559	24.530	19.493	85.054	77.671								
5	10:02:46.369	1:06.639	21.392	25.884	19.363	82.747	77.402								
6	10:03:51.731	1:05.362	21.364	24.643	19.355	84.839	77.135								
7	10:04:57.213	1:05.482	21.467	24.562	19.453	84.946	76.870								
8	10:06:02.771	1:05.558	21.486	24.667	19.405	85.270	76.782								
9	10:07:12.248	1:09.477	21.671	24.527	23.279	84.732	40.647								
(9) Martin McGEOUGH															
1	9:58:40.438			27.033	20.402	81.343	73.989								
2	9:59:48.681	1:08.243	21.924	25.878	20.441	80.853	74.564								
3	10:00:56.083	1:07.402	22.079	25.082	20.241	84.518	76.782								
4	10:02:03.028	1:06.945	20.920	25.552	20.473	84.412	74.564								
5	10:03:09.171	1:06.143	21.461	24.710	19.972	86.257	74.897								
6	10:04:15.682	1:06.511	21.305	24.788	20.418	85.706	75.402								
7	10:05:21.834	1:06.152	21.233	24.902	20.017	86.368	76.259								
8	10:06:27.617	1:05.783	21.223	24.581	19.979	85.815	74.481								
9	10:07:33.502	1:05.885	21.419	24.717	19.749	86.257	75.233								
(7) Jonny DREELAN															
1	9:58:10.621			29.573	23.984	64.838	74.070								
2	9:59:20.900	1:10.279	22.397	27.048	20.834	82.747	75.487								
3	10:00:29.726	1:08.826	22.135	26.338	20.353	82.442	75.233								

Clerk of the Course :

Orbits

Sig : Time :

Chief Timekeeper : Ian Sharp (SMART Timing)

www.mylaps.com

Results available at www.mylaps.com and www.smart-timing.co.uk

Licensed to: SMART Timing

SMRC Armed Forces Appreciation Raceday

Celtic Speed Mini Cooper Cup

Knockhill 1.267 miles

Race 7 - 1st Race

21/06/2015 12:55

Race (9 Laps) started at 13:07:16

POLE POSITION

2	70 Oliver MORTIMER 1:02.898
4	3 Joe TANNER 1:03.103
6	23 Ian MUNRO 1:03.496
8	89 Shane STONEY 1:03.782
10	38 Scott FORBES 1:03.883
12	30 Callum DRYBURGH 1:03.909
14	6 Daniel DREELAN 1:04.502
16	98 Brandon WALSH 1:04.701
18	8 Hannah CHAPMAN 1:05.345
20	7 Jonny DREELAN 1:06.213

1	1 Kenneth THIRLWALL 1:02.890
3	20 Kyle REID 1:03.053
5	87 Paul BELL 1:03.197
7	91 Robbie DALGLEISH 1:03.575
9	11 Morgan MURRAY 1:03.818
11	27 Lewis CARTER 1:03.901
13	5 Des WHEATLEY 1:04.232
15	74 Ian WALSH 1:04.667
17	26 William BLAKE 1:04.780
19	9 Martin McGEOUGH 1:05.783

1
2
3
4
5
6
7
8
9
10

Clerk of the Course :

Orbits

Sig : Time :
 Chief Timekeeper : Ian Sharp (SMART Timing)
 Results available at www.mylaps.com and www.smart-timing.co.uk



SMRC Armed Forces Appreciation Raceday

Sorted on Laps

Scottish BMW Compact Cup

Knockhill 1.267 miles

Race 1 - 3rd Race 05/05/15 (Groups A & C) - AMENDED RESULT

21/06/2015 10:40

Race (12 Laps) started at 10:40:10

Pos	No.	Name	Make/Model	CC	Class Code	Laps	Total Tm	Diff	Best Tm	In Lap	Best Speed
1	2	Steven DAILLY	BMW Compact	1900	BMWCC	12	12:43.839		1:03.089	5	72.292
2	72	Cliff HARPER	BMW Compact	1900	BMWCC	12	12:50.817	6.978	1:03.416	7	71.919
3	97	Greig SUTHERLAND	BMW Compact	1900	BMWCCN	12	12:56.220	12.381	1:03.769	5	71.521
4	4	Jonathan SINCLAIR	BMW Compact	1900	BMWCC	12	12:58.045	14.206	1:03.749	9	71.544
5	35	Martin BUCHAN	BMW Compact	1999	BMWCCN	12	13:04.260	20.421	1:04.383	8	70.839
6	81	Douglas SIMPSON	BMW Compact	1900	BMWCCN	12	13:09.379	25.540	1:04.379	6	70.844
7	7	Steven KING	BMW Compact	1900	BMWCCN	12	13:12.799	28.960	1:04.671	4	70.524
8	84	Robert MARSHALL	BMW Compact	1900	BMWCCN	12	13:13.468	29.629	1:04.304	4	70.926
9	8	Derek KINGHORN	BMW Compact	1900	BMWCCN	12	13:13.475	29.636	1:04.403	7	70.817
10	91	Neil MacINNES	BMW Compact	1900	BMWCCN	12	13:14.164	30.325	1:04.085	8	71.169
11	90	Richard SUTHERLAND	BMW Compact	1900	BMWCCN	12	13:15.492	31.653	1:04.032	7	71.228
12	44	Ryan STIRLING	BMW Compact	1900	BMWCC	12	13:19.675	35.836	1:04.709	11	70.482
13	21	Zack RUNCIE	BMW Compact	1900	BMWCC	12	13:20.647	36.808	1:04.687	11	70.506
14	18	Graham KELLY	BMW Compact	1900	BMWCCN	12	13:22.978	39.139	1:04.888	9	70.288
15	68	Donald MacCOLL	BMW Compact	1900	BMWCCN	12	13:23.340	39.501	1:05.616	9	69.508
16	76	Jonathan ATKINSON	BMW Compact	1900	BMWCCN	12	13:25.947	42.108	1:05.249	4	69.899
17	61	Nick RUNCIE	BMW Compact	1900	BMWCC	12	13:33.949	50.110	1:04.314	4	70.915
18	78	James LESLIE	BMW Compact	1900	BMWCCN	11	12:52.877	1 Lap	1:05.850	8	69.261
19	17	Duncan GRANT	BMW Compact	1900	BMWCCN	11	12:56.154	1 Lap	1:08.464	6	66.617
Not classified											
DNF	23	David McNAUGHTON	BMW Compact	1900	BMWCC	4	4:43.458	DNF	1:06.130	4	68.968
DNS	92	Carol BROWN	BMW Compact	1900	BMWCC			DNS		0	-
DNS	67	Wendy NEWTON	BMW Compact	1900	BMWCCN			DNS		0	-
DQ	59	Brogan KINSELLA	BMW Compact	1900	BMWCCN	12	12:50.118	DQ	1:03.109	2	72.269

Announcements

11:47 AMENDED RESULT - Car No.59 Excluded - Technical infringement.

Margin of Victory	Avg. Speed	Best Lap Tm	Best Speed	Best Lap by
6.978	71.651	1:03.089	72.292	2 - Steven DAILLY

Clerk of the Course :

Orbits

Sig : Time :
 Chief Timekeeper : Ian Sharp (SMART Timing)
 Results available at www.mylaps.com and www.smart-timing.co.uk



SMRC Armed Forces Appreciation Raceday

Scottish BMW Compact Cup

Knockhill 1.267 miles

Race 1 - 3rd Race 05/05/15 (Groups A & C) - AMENDED RESULT

21/06/2015 10:40

Race (12 Laps) started at 10:40:10

Lap	Time of Day	Lap Tm	S1	S2	S3	S3Spd	SFSpd	Lap	Time of Day	Lap Tm	S1	S2	S3	S3Spd	SFSpd	
(2) Steven DAILY								3	10:43:35.015	1:04.455			19.566	89.239	79.700	
1	10:41:18.143			24.178	19.263	88.767	79.795	4	10:44:39.550	1:04.535			19.585	89.358	79.323	
2	10:42:21.524	1:03.381	20.391	23.784	19.206	89.358	80.561	5	10:45:44.420	1:04.870			19.710	88.183	79.417	
3	10:43:24.684	1:03.160	20.205	23.798	19.157	89.358	80.368	6	10:46:48.799	1:04.379			19.573		79.511	
4	10:44:27.942	1:03.258	20.283	23.798	19.177	89.358	80.755	7	10:47:54.238	1:05.439			20.078	90.077	79.890	
5	10:45:31.031	1:03.089	20.184	23.785	19.120	89.358	80.561	8	10:48:59.144	1:04.906			19.746	89.716	79.511	
6	10:46:34.267	1:03.236	20.253	23.876	19.107	89.358	80.658	9	10:50:05.147	1:06.003			19.553	86.702	79.700	
7	10:47:37.395	1:03.128	20.187	23.850	19.091	89.716	80.755	10	10:51:09.831	1:04.684			19.488	88.767	80.853	
8	10:48:40.484	1:03.089	20.169	23.727	19.193	89.239	80.755	11	10:52:17.522	1:05.134			19.530	87.722	79.511	
9	10:49:43.712	1:03.228	20.116	23.913	19.199	89.358	80.658	12	10:53:19.967	1:05.002			19.806	88.299	79.136	
10	10:50:47.062	1:03.350	20.155	23.991	19.204	88.767	80.853	(7) Steven KING								
11	10:51:50.753	1:03.691	20.556	23.951	19.184	88.649	80.465	1	10:41:20.858			25.027	20.102	87.837	79.043	
12	10:52:54.427	1:03.674	20.331	23.983	19.360	88.532	78.488	2	10:42:27.625	1:06.767	20.767	25.840	20.160	84.625	79.230	
(72) Cliff HARPER								3	10:43:32.793	1:05.168	21.144	24.289	19.735	89.596	78.857	
1	10:41:18.575			24.207	19.209	88.767	79.606	4	10:44:37.464	1:04.671	20.726	24.199	19.746	89.239	79.323	
2	10:42:22.174	1:03.599	20.498	23.936	19.165	89.957	79.985	5	10:45:42.995	1:05.531	20.980	25.043	19.508	88.416	79.043	
3	10:43:25.848	1:03.674	20.451	24.026	19.197	89.596	79.985	6	10:46:48.056	1:05.061	20.994	24.388	19.679	89.477	78.950	
4	10:44:30.066	1:04.218	20.481	23.955	19.782	89.957	80.081	7	10:47:53.080	1:05.024	20.976	24.332	19.716	89.358	79.043	
5	10:45:35.437	1:05.371	20.869	25.167	19.335	88.068	79.985	8	10:48:58.626	1:05.546	21.182	24.693	19.671	89.120	79.043	
6	10:46:39.080	1:03.643	20.430	23.914	19.299	90.564	80.561	9	10:50:05.971	1:07.345	21.547	25.857	19.941	86.257	80.081	
7	10:47:42.496	1:03.416	20.305	23.826	19.285	90.198	80.081	10	10:51:11.658	1:05.687	21.247	24.742	19.698	88.183	79.230	
8	10:48:46.076	1:03.580	20.388	23.765	19.427	90.198	79.795	11	10:52:17.522	1:05.864	21.067	24.925	19.872	87.837	78.950	
9	10:49:49.573	1:03.497	20.448	23.815	19.234	90.198	80.272	12	10:53:23.387	1:05.865	21.486	24.709	19.670	87.380	78.488	
10	10:50:53.401	1:03.828	20.341	24.051	19.436	89.836	79.606	(84) Robert MARSHALL								
11	10:51:57.403	1:04.002	20.493	23.923	19.586	90.077	79.700	1	10:41:24.278			25.670	19.763	89.477	78.857	
12	10:53:01.405	1:04.002	20.510	24.027	19.465	89.957	80.176	2	10:42:29.384	1:05.106	20.849	24.537	19.720	90.198	80.272	
(97) Greig SUTHERLAND								3	10:43:34.344	1:04.960	20.944	24.285	19.731	89.957	80.368	
1	10:41:21.377			24.728	20.139	86.590	77.047	4	10:44:38.648	1:04.304	20.621	24.050	19.633	89.716	80.853	
2	10:42:26.281	1:04.904	20.439	24.916	19.549	85.596	78.214	5	10:45:44.982	1:06.334	20.713	25.599	20.022	88.767	80.465	
3	10:43:30.212	1:03.931	20.382	24.162	19.387	87.608	78.397	6	10:46:49.340	1:04.358	20.559	24.073	19.726	90.320	80.176	
4	10:44:34.045	1:03.833	20.383	23.987	19.463	87.837	78.672	7	10:47:54.075	1:04.735	20.827	24.214	19.694	90.442	79.890	
5	10:45:37.814	1:03.769	20.282	24.011	19.476	88.068	78.488	8	10:48:59.422	1:05.347	21.420	24.338	19.589	90.198	81.048	
6	10:46:41.705	1:03.891	20.315	24.200	19.376	87.952	79.043	9	10:50:05.903	1:06.481	21.857	24.735	19.889	87.153	79.230	
7	10:47:45.767	1:04.062	20.360	24.424	19.278	88.416	78.950	10	10:51:12.808	1:06.905	21.570	24.687	20.648	88.767	78.305	
8	10:48:50.036	1:04.269	20.542	24.213	19.514	88.299	78.672	11	10:52:18.647	1:05.839	21.086	24.914	19.839	89.596	79.511	
9	10:49:54.044	1:04.008	20.464	24.187	19.357	88.068	78.580	12	10:53:24.056	1:05.409	20.815	24.995	19.599	89.477	80.176	
10	10:50:58.230	1:04.186	20.458	24.347	19.381	87.837	79.043	(8) Derek KINGHORN								
11	10:52:02.453	1:04.223	20.516	24.289	19.418	87.380	78.857	1	10:41:26.498			26.210	20.390	86.814	77.581	
12	10:53:06.808	1:04.355	20.564	24.148	19.643	88.649	78.397	2	10:42:32.619	1:06.121	21.168	24.791	20.162	86.814	77.135	
(4) Jonathan SINCLAIR								3	10:43:37.894	1:05.275	21.277	24.356	19.642	88.183	78.488	
1	10:41:22.050			24.771	19.710	87.040	78.950	4	10:44:43.173	1:05.279	21.127	24.356	19.796	87.837	78.214	
2	10:42:27.034	1:04.984	20.614	24.617	19.753	86.702	79.230	5	10:45:48.643	1:05.470	21.015	24.593	19.862	88.068	77.851	
3	10:43:31.288	1:04.254	20.625	24.168	19.461	89.002	79.700	6	10:46:53.484	1:04.841	20.693	24.513	19.635	88.183	78.580	
4	10:44:35.179	1:03.891	20.528	23.994	19.369	89.002	79.795	7	10:47:57.887	1:04.403	20.723	24.161	19.519	87.722	78.397	
5	10:45:39.161	1:03.982	20.357	24.121	19.504	88.767	79.985	8	10:49:02.315	1:04.428	20.781	24.190	19.457	88.532	78.214	
6	10:46:43.252	1:04.091	20.568	24.125	19.398	89.120	80.081	9	10:50:07.176	1:04.861	20.835	24.277	19.749	88.068	78.305	
7	10:47:47.434	1:04.182	20.524	24.213	19.445	89.120	79.985	10	10:51:12.174	1:04.998	21.027	24.360	19.611	88.068	78.765	
8	10:48:51.505	1:04.071	20.638	24.020	19.413	88.767	79.985	11	10:52:17.786	1:05.612	21.235	24.492	19.885	88.416	77.941	
9	10:49:55.254	1:03.749	20.364	24.012	19.373	88.884	79.795	12	10:53:24.063	1:06.277	21.431	25.105	19.741	87.266	76.958	
10	10:50:59.073	1:03.819	20.319	24.085	19.415	88.884	79.890	(91) Neil MacInNES								
11	10:52:02.920	1:03.847	20.453	24.104	19.290	89.002	80.272	1	10:41:27.544			25.921	26.023	20.722	86.927	79.606
12	10:53:08.633	1:05.713	21.892	24.361	19.460	88.767	79.323	2	10:42:32.676	1:05.132	21.104	24.218	19.810	89.716	80.658	
(35) Martin BUCHAN								3	10:43:39.211	1:06.535	21.292	25.243	20.000	88.884	80.272	
1	10:41:22.269			24.848	19.650	88.532	80.081	4	10:44:44.753	1:05.542	20.489	24.316	20.737	87.837	76.000	
2	10:42:27.461	1:05.192		20.116	18.649	80.081		5	10:45:51.573	1:06.820	21.592	25.284	19.944	86.814	78.397	
3	10:43:32.167	1:04.706	20.722	24.327	19.657	89.239	80.081	6	10:46:55.832	1:04.259	20.440	24.139	19.680	89.477	78.857	
4	10:44:37.096	1:04.929	20.660	24.554	19.715	88.884	79.700	7	10:48:00.620	1:04.788	20.853	24.191	19.744	88.532	78.950	
5	10:45:41.644	1:04.548	20.740	24.250	19.558	88.649	80.081	8	10:49:04.705	1:04.085	20.364	24.066	19.655	88.884	79.136	
6	10:46:46.291	1:04.647	20.744	24.433	19.470	88.649	80.465	9	10:50:08.975	1:04.270	20.424	24.202	19.644	88.767	79.043	
7	10:47:50.894	1:04.603	20.701	24.371	19.531	88.299	80.272	10	10:51:13.548	1:04.573	20.510	24.269	19.794	88.183	78.857	
8	10:48:55.277	1:04.383	20.694	24.365	19.324	88.183	80.081	11	10:52:19.074	1:05.526	20.625	24.995	19.906	89.596	79.606	
9	10:50:00.227	1:04.950	20.691	24.377	19.882	87.608	79.511	12	10:53:24.752	1:05.678	21.240	24.686	19.752	87.266	79.043	
10	10:51:05.196	1:04.969	20.872	24.384	19.713	88.299	79.417	(90) Richard SUTHERLAND								
11	10:52:09.961	1:04.765	20.800	24.470	19.495	88.299	79.511	1	10:41:27.026			26.106	20.757	86.927	78.032	
12	10:53:14.848	1:04.887	20.774	24.604	19.509	87.837	78.580	2	10:42:32.717	1:05.691	20.917	24.734	20.040	87.952	77.581	
(81) Douglas SIMPSON								3	10:43:39.431	1:06.714	21.828	25.087	19.799	87.837	78.672	
1	10:41:25.292				20.085	87.837	77.941	4	10:44:44.425	1:04.994	20.674	24.112	20.208	88.884	78.123	
2	10:42:30.560	1:05.268			19.902	89.957	78.305	5	10:45:49.988	1:05.563	21.587	24.231	19.745	89.239	79.043	
								6	10:46:54.350	1:04.362	20.494	24.444	19.424	88.416	78.857	

Clerk of the Course :

Orbits

SMRC Armed Forces Appreciation Raceday

Scottish BMW Compact Cup

Knockhill 1.267 miles

Race 1 - 3rd Race 05/05/15 (Groups A & C) - AMENDED RESULT

21/06/2015 10:40

Race (12 Laps) started at 10:40:10

Lap	Time of Day	Lap Tm	S1	S2	S3	S3Spd	SFSpd
7	10:47:58.382	1:04.032	20.507	24.062	19.463	87.837	78.765
8	10:49:02.655	1:04.273	20.625	24.058	19.590	89.002	79.795
9	10:50:07.643	1:04.988	20.788	24.203	19.997	88.767	79.417
10	10:51:12.339	1:04.696	20.756	24.362	19.578	88.416	78.765
11	10:52:18.959	1:06.620	21.295	24.910	20.415	87.153	78.305
12	10:53:26.080	1:07.121	21.059	26.394	19.668	80.465	78.672

(44) Ryan STIRLING

1	10:41:27.833		28.502	26.207	20.422	88.299	79.511
2	10:42:34.037	1:06.204	21.941	24.617	19.646	88.532	79.606
3	10:43:40.043	1:06.006	21.394	24.774	19.838	88.649	78.765
4	10:44:44.784	1:04.741	20.870	24.084	19.787	89.836	80.368
5	10:45:52.917	1:08.133	21.539	25.391	21.203	86.257	77.402
6	10:46:58.150	1:05.233	21.033	24.597	19.603	88.532	79.985
7	10:48:03.209	1:05.059	20.831	24.483	19.745	89.239	80.368
8	10:49:09.840	1:06.631	21.449	25.074	20.108	87.153	80.950
9	10:50:14.860	1:05.020	21.164	24.269	19.587	89.239	80.755
10	10:51:20.617	1:05.757	21.393	24.730	19.634	89.002	80.368
11	10:52:25.326	1:04.709	20.914	24.169	19.626	89.239	80.081
12	10:53:30.263	1:04.937	20.875	24.596	19.466	89.002	79.985

(21) Zack RUNCIE

1	10:41:26.126			26.162	20.322	85.596	77.402
2	10:42:31.712	1:05.586	21.320	24.302	19.964	87.040	77.491
3	10:43:37.737	1:06.025	21.305	24.280	20.440	87.722	77.491
4	10:44:44.152	1:06.415	21.688	24.502	20.225	87.153	77.671
5	10:45:50.296	1:06.144	21.504	24.337	20.303	87.266	77.402
6	10:46:55.626	1:05.330	21.023	24.086	20.221	88.183	78.305
7	10:48:02.245	1:06.619	21.623	24.853	20.143	84.732	77.491
8	10:49:09.715	1:07.470	22.098	25.270	20.102	84.200	77.941
9	10:50:15.622	1:05.907	21.792	24.239	19.876	87.952	78.397
10	10:51:21.248	1:05.626	21.110	24.785	19.731	87.837	78.950
11	10:52:25.935	1:04.687	20.917	24.087	19.683	88.299	79.136
12	10:53:31.235	1:05.300	20.979	24.534	19.787	87.837	78.580

(18) Graham KELLY

1	10:41:29.142			26.477	22.197	82.543	71.543
2	10:42:37.666	1:08.524	22.330	24.913	21.281	87.153	74.399
3	10:43:45.044	1:07.378	21.777	25.344	20.257	84.946	77.402
4	10:44:50.720	1:05.676	20.959	24.690	20.027	85.596	79.043
5	10:45:56.279	1:05.559	20.958	24.370	20.231	86.702	76.432
6	10:47:01.505	1:05.226	20.959	24.497	19.770	86.702	79.890
7	10:48:06.443	1:04.938	20.745	24.277	19.916	87.494	79.323
8	10:49:12.825	1:06.382	20.816	25.345	20.221	84.412	79.136
9	10:50:17.713	1:04.888	20.713	24.403	19.772	88.183	80.176
10	10:51:22.903	1:05.190	20.709	24.251	20.230	88.416	78.857
11	10:52:28.244	1:05.341	20.675	24.682	19.984	87.722	79.511
12	10:53:33.566	1:05.322			19.654	88.068	79.136

(68) Donald MacCOLL

1	10:41:24.416			25.657	20.239	86.146	76.432
2	10:42:30.641	1:06.225	21.262	24.698	20.265	86.814	76.345
3	10:43:36.788	1:06.147	21.237	24.911	19.999	85.162	76.782
4	10:44:42.728	1:05.940	21.113	24.895	19.932	85.706	77.224
5	10:45:49.044	1:06.316	20.936	25.045	20.335	85.487	76.345
6	10:46:55.154	1:06.110	21.066	24.735	20.309	86.368	76.432
7	10:48:02.314	1:07.160	21.055	25.617	20.488	84.412	76.607
8	10:49:10.545	1:08.231	21.674	26.375	20.182	81.343	76.870
9	10:50:16.161	1:05.616	21.330	24.532	19.754	87.153	77.135
10	10:51:21.794	1:05.633	20.997	24.960	19.676	86.257	77.313
11	10:52:27.534	1:05.740	21.037	24.967	19.736	85.706	77.402
12	10:53:33.928	1:06.394	21.089	25.021	20.284	85.815	76.694

(76) Jonathan ATKINSON

1	10:41:27.577			26.546	20.326	85.706	77.491
2	10:42:35.174	1:07.597	22.845	24.563	20.189	87.153	77.402
3	10:43:40.781	1:05.607	21.057	24.610	19.940	86.590	78.032
4	10:44:46.030	1:05.249	20.879	24.406	19.964	86.702	78.214
5	10:45:52.515	1:06.485	20.884	25.335	20.266	85.596	76.958
6	10:46:59.306	1:06.791	21.102	25.434	20.255	86.368	77.491
7	10:48:05.685	1:06.379	21.715	24.668	19.996	86.590	77.851
8	10:49:12.971	1:07.286	21.094	25.803	20.389	84.518	77.224
9	10:50:18.741	1:05.770	21.349	24.493	19.928	86.927	77.761
10	10:51:24.335	1:05.594	21.049	24.672	19.873	86.479	77.851

Lap	Time of Day	Lap Tm	S1	S2	S3	S3Spd	SFSpd
11	10:52:30.503	1:06.168	21.435	24.737	19.996	86.035	77.224
12	10:53:36.535	1:06.032	21.245	24.618	20.169	86.035	76.172

(61) Nick RUNCIE

1	10:41:23.288				25.400	19.700	87.380	78.488
2	10:42:29.217	1:05.929	21.506	24.575	19.848	88.068	79.323	
3	10:43:33.651	1:04.434	20.720	24.174	19.540	88.884	79.043	
4	10:44:37.965	1:04.314	20.683	24.163	19.468	88.532	79.606	
5	10:45:43.190	1:05.225	20.759	24.958	19.508	89.477	79.511	
6	10:46:48.522	1:05.332	20.979	24.350	20.003	89.836	79.795	
7	10:47:53.413	1:04.891	20.899	24.114	19.878	89.596	78.488	
8	10:48:58.815	1:05.402	21.029	24.684	19.689	88.183	79.230	
9	10:50:06.994	1:28.179	42.007	26.487	19.685	86.702	78.672	
10	10:51:32.979	1:05.985	21.032	25.235	19.718	86.257	79.230	
11	10:52:38.585	1:05.606	20.997	24.880	19.729	85.925	78.397	
12	10:53:44.537	1:05.952	21.191	24.855	19.906	86.035	77.135	

(78) James LESLIE

1	10:41:28.433				27.838	26.246	20.575	88.299	77.671
2	10:43:01.598	1:33.165	22.293	24.647	46.225	89.002	67.649		
3	10:44:09.517	1:07.919	22.751	24.847	20.321	87.722	78.488		
4	10:45:16.768	1:07.251	21.951	24.601	20.699	87.722	76.086		
5	10:46:23.175	1:06.407	21.636	24.631	20.140	87.952	79.136		
6	10:47:29.400	1:06.225	21.559	24.585	20.081	88.299	79.136		
7	10:48:35.372	1:05.972	21.290	24.603	20.079	88.299	78.765		
8	10:49:41.222	1:05.850	21.300	24.566	19.984	87.952	77.941		
9	10:50:48.202	1:06.980	21.537	25.562	19.881	88.532	79.043		
10	10:51:54.372	1:06.170	21.635	24.629	19.906	88.183	78.857		
11	10:53:03.465	1:09.093	21.187	26.461	21.445	59.598	79.230		

(17) Duncan GRANT

1	10:41:30.856				28.480	26.118	21.395	84.518	76.086
2	10:42:40.504	1:09.648	22.852	25.886	20.910	84.412	77.313		
3	10:43:50.851	1:10.347	22.835	26.603	20.909	85.596	76.782		
4	10:44:59.677	1:08.826	22.803	25.225	20.798	85.815	76.958		
5	10:46:09.340	1:09.663	22.659	26.287	20.717	84.839	77.224		
6	10:47:17.804	1:08.464	22.294	25.469	20.701	85.379	78.032		
7	10:48:26.855	1:09.051	22.630	25.620	20.801	85.270	78.123		
8	10:49:36.990	1:10.135	22.915	25.885	21.335	85.379	73.907		
9	10:50:46.075	1:09.085	22.867	25.561	20.657	85.270	77.941		
10	10:51:58.201	1:12.126	24.252	25.917	21.957	85.270	76.782		
11	10:53:06.742	1:08.541	21.868	26.038	20.635	85.162	78.488		

(23) David McNAUGHTON

1	10:41:25.607				27.031	20.629	80.176	69.614
2	10:42:37.924	1:12.317	26.788	24.128	21.401	88.649	76.870	
3	10:43:47.916	1:09.992			19.450	88.183	78.765	
4	10:44:54.046	1:06.130			24.427	21.248	88.068	36.974

(59) Brogan KINSELLA

1	10:41:20.484				24.838	19.551	88.299	79.323
2	10:42:23.593	1:03.109	20.314	23.740	19.055	90.564	79.700	
3	10:43:26.792	1:03.199	20.285	23.832	19.082	90.564	79.795	
4	10:44:30.095	1:03.303	20.166	23.651	19.486	92.181	80.081	
5	10:45:34.813	1:04.718	21.005	24.480	19.233	88.183	80.081	
6	10:46:38.490	1:03.677	20.464	24.070	19.143	90.077	80.561	
7	10:47:41.920	1:03.430	20.316	23.903	19.211	89.836	80.465	
8	10:48:45.519	1:03.599	20.348	23.976	19.275	89.836	80.465	
9	10:49:49.076	1:03.557	20.307	24.018	19.232	89.120	80.272	
10	10:50:52.798	1:03.722	20.470	23.958	19.294	90.198	80.081	
11	10:51:56.568	1:03.770	20.491	23.856	19.423	89.836	79.890	
12	10:53:00.706	1:04.138	20.550	24.009	19.579	89.002	79.606	

Clerk of the Course : Orbits
 Sig : Time :
 Chief Timekeeper : Ian Sharp (SMART Timing)
 Results available at www.mylaps.com and www.smart-timing.co.uk
 Printed: 22/06/2015 19:12:34





SMRC Armed Forces Appreciation Raceday

Lapchart


Scottish BMW Compact Cup

Knockhill 1.267 miles

Race 1 - 3rd Race 05/05/15 (Groups A & C) - AMENDED RESULT

21/06/2015 10:40

Race (12 Laps) started at 10:40:10



Competitors	Laps											
	1	2	3	4	5	6	7	8	9	10	11	12
Steven DAILLY (2)	1	2	2	2	2	2	2	2	2	2	2	2
Cliff HARPER (72)	2	72	72	72	59	59	59	59	59	59	59	59
Brogan KINSELLA (59)	3	59	59	59	72	72	72	72	72	72	72	72
Steven KING (7)	4	7	97	97	97	97	97	97	97	97	97	97
Greig SUTHERLAND (97)	5	97	4	4	4	4	4	4	4	4	4	4
Jonathan SINCLAIR (4)	6	4	35	35	35	35	35	35	35	35	35	35
Martin BUCHAN (35)	7	35	7	7	7	7	7	7	81	81	81	81
Nick RUNCIE (61)	8	61	61	61	61	61	61	61	84	7	7	7
Robert MARSHALL (84)	9	84	84	84	81	81	84	81	7	8	8	84
Donald MacCOLL (68)	10	68	81	81	81	84	84	81	84	8	90	84
Douglas SIMPSON (81)	11	81	68	68	68	8	8	8	8	90	84	90
David McNAUGHTON (23)	12	23	21	21	8	68	90	90	90	91	91	90
Zack RUNCIE (21)	13	21	8	8	21	90	68	91	91	44	44	44
Derek KINGHORN (8)	14	8	91	91	90	21	21	21	21	21	21	21
Richard SUTHERLAND (90)	15	90	90	90	91	91	68	44	68	68	68	18
Neil MacINNES (91)	16	91	44	44	44	76	44	44	68	18	18	68
Jonathan ATKINSON (76)	17	76	76	76	76	44	76	18	76	76	76	76
Ryan STIRLING (44)	18	44	18	18	18	18	18	18	76	61	61	61
James LESLIE (78)	19	78	23	23	23	17	17	17	17	78	78	
Graham KELLY (18)	20	18	17	17	17	78	78	78	78	17	17	
Duncan GRANT (17)	21	17	78	78	78							
-	22											
-	23											

Clerk of the Course :

Orbits

Sig : Time :
 Chief Timekeeper : Ian Sharp (SMART Timing)
 Results available at www.mylaps.com and www.smart-timing.co.uk



SMRC Armed Forces Appreciation Raceday

Sorted on Laps

Scottish Legends Championship

Knockhill 1.267 miles

Race 2 - Heat 1

21/06/2015 11:05

Race (8 Laps) started at 11:01:50

Pos	No.	Name	Make/Model	CC	Class Code	Laps	Total Tm	Diff	Best Tm	In Lap	Best Speed
1	31	Daniel McKAY	Chevy Sedan	1250	LT	8	8:10.420		59.998	2	76.017
2	1	John PATERSON	Ford Coupe	1250	L	8	8:10.512	0.092	1:00.061	5	75.937
3	6	David HUNTER	Ford Coupe	1250	L	8	8:13.626	3.206	1:00.062	3	75.936
4	2	Steven McGILL	Ford Coupe	1250	L	8	8:15.048	4.628	1:00.534	7	75.343
5	7	Alan FREELAND	Ford Coupe	1250	LT	8	8:15.103	4.683	1:00.179	6	75.788
6	17	Billy WAIT	Ford Coupe	1250	L	8	8:24.010	13.590	1:01.366	4	74.322
7	37	Ivor GREENWOOD	Ford Coupe	1250	L	8	8:24.563	14.143	1:01.096	5	74.650
8	52	Stewart BLACK	Ford Coupe	1250	L	8	8:34.584	24.164	1:01.737	4	73.875
9	68	Will NEAL	Ford Coupe	1250	L R	8	8:34.757	24.337	1:01.867	7	73.720
10	83	Grant SMITH	Chevy Sedan	1250	L R	8	8:35.605	25.185	1:01.976	3	73.590
11	58	Mark CUMMING	Ford Coupe	1250	L R	8	8:35.881	25.461	1:01.907	3	73.672
12	5	Andrew DUNN	Ford Coupe	1250	LT R	8	8:37.499	27.079	1:01.879	8	73.706
13	38	Errico PALLAZZO	Ford Sedan	1250	LT	8	8:40.016	29.596	1:03.122	7	72.254
14	16	John BUSHBY	Chevy Sedan	1250	L	8	8:40.108	29.688	1:02.844	8	72.574
15	26	Scott HYNDS	Ford Coupe	1250	LT	8	8:44.897	34.477	1:03.696	8	71.603
16	3	Ian McLEISH	Ford Coupe	1250	L R	8	8:50.942	40.522	1:03.575	7	71.740
17	25	John NEILL	Chevy Coupe	1250	L R	6	8:34.169	2 Laps	1:12.831	6	62.622

Margin of Victory	Avg. Speed	Best Lap Tm	Best Speed	Best Lap by
0.092	74.399	59.998	76.017	31 - Daniel McKAY

Clerk of the Course :

Orbits

Sig : Time :
 Chief Timekeeper : Ian Sharp (SMART Timing)
 Results available at www.mylaps.com and www.smart-timing.co.uk



SMRC Armed Forces Appreciation Raceday

Scottish Legends Championship

Knockhill 1.267 miles

Race 2 - Heat 1

21/06/2015 11:05

Race (8 Laps) started at 11:01:50

Lap	Time of Day	Lap Tm	S1	S2	S3	S3Spd	SFSpd
(31) Daniel McKAY							
1	11:02:56.139	1:04.188	23.230	23.177	17.781	97.682	93.465
2	11:03:56.137	59.998	19.294	22.832	17.872	97.399	93.595
3	11:04:57.014	1:00.877	19.582	23.014	18.281	99.863	93.205
4	11:05:57.597	1:00.583	19.432	23.074	18.077	98.111	91.677
5	11:06:57.689	1:00.092	19.307	22.964	17.821	97.824	92.308
6	11:07:57.780	1:00.091	19.370	22.942	17.779	96.836	91.802
7	11:08:59.365	1:01.585	19.632	23.993	17.960	97.399	93.857
8	11:10:01.188	1:01.823	19.905	23.891	18.027	91.802	90.077

Lap	Time of Day	Lap Tm	S1	S2	S3	S3Spd	SFSpd
(1) John PATERSON							
1	11:02:55.843	1:04.288	23.360	23.234	17.694	94.785	92.818
2	11:03:55.965	1:00.122	19.151	23.005	17.966	95.053	92.308
3	11:04:56.837	1:00.872	19.504	23.137	18.231	96.558	91.802
4	11:05:57.408	1:00.571	19.454	23.153	17.964	97.824	91.055
5	11:06:57.469	1:00.061	19.349	23.034	17.678	97.257	90.932
6	11:07:57.687	1:00.218	19.300	22.973	17.945	94.651	91.552
7	11:08:59.227	1:01.540	19.564	23.986	17.990	95.053	92.181
8	11:10:01.280	1:02.053	20.240	23.869	17.944	96.697	92.308

Lap	Time of Day	Lap Tm	S1	S2	S3	S3Spd	SFSpd
(6) David HUNTER							
1	11:02:59.228	1:06.488	24.492	23.877	18.119	97.257	92.690
2	11:03:59.892	1:00.664	19.552	23.127	17.985	96.419	93.335
3	11:04:59.954	1:00.062	19.265	22.904	17.893	98.979	92.308
4	11:06:00.596	1:00.642	19.416	23.194	18.032	96.005	91.928
5	11:07:01.387	1:00.791	19.349	23.226	18.216	95.595	91.552
6	11:08:02.454	1:01.067	19.680	23.245	18.142	95.868	92.054
7	11:09:03.423	1:00.969	19.460	23.266	18.243	96.419	91.552
8	11:10:04.394	1:00.971	19.478	23.507	17.986	95.868	91.303

Lap	Time of Day	Lap Tm	S1	S2	S3	S3Spd	SFSpd
(2) Steven McGILL							
1	11:02:57.660	1:05.239	23.977	23.310	17.952	95.868	92.054
2	11:03:58.950	1:01.290	19.548	23.528	18.214	94.385	90.686
3	11:05:00.057	1:01.107	19.694	23.346	18.067	98.979	92.947
4	11:06:01.424	1:01.367	19.705	23.620	18.042	95.731	91.179
5	11:07:02.739	1:01.315	19.655	23.516	18.144	95.595	90.686
6	11:08:03.971	1:01.232	19.752	23.442	18.038	95.188	90.564
7	11:09:04.505	1:00.534	19.509	23.167	17.858	96.005	91.179
8	11:10:05.816	1:01.311	19.644	23.598	18.069	94.919	90.564

Lap	Time of Day	Lap Tm	S1	S2	S3	S3Spd	SFSpd
(7) Alan FREELAND							
1	11:03:00.293	1:06.803	24.214	24.635	17.954	99.863	93.465
2	11:04:01.629	1:01.336	19.728	23.586	18.022	96.558	92.181
3	11:05:02.508	1:00.879	19.389	23.267	18.223	95.868	91.303
4	11:06:04.090	1:01.582	19.746	23.727	18.109	95.323	89.596
5	11:07:05.162	1:01.072	19.733	23.422	17.917	95.459	91.303
6	11:08:05.341	1:00.179	19.344	23.127	17.708	96.419	91.427
7	11:09:05.680	1:00.339	19.400	23.078	17.861	96.697	92.054
8	11:10:05.871	1:00.191	19.212	23.045	17.934	98.979	89.120

Lap	Time of Day	Lap Tm	S1	S2	S3	S3Spd	SFSpd
(17) Billy WAIT							
1	11:02:59.905	1:07.095	24.656	23.857	18.582	98.543	92.435
2	11:04:02.085	1:02.180	19.772	24.011	18.397	96.143	92.562
3	11:05:04.147	1:02.062	20.090	23.411	18.561	95.459	90.686
4	11:06:05.513	1:01.366	19.654	23.221	18.491	95.868	90.442
5	11:07:07.324	1:01.811	19.793	23.507	18.511	94.785	91.179
6	11:08:09.775	1:02.451	20.209	23.514	18.728	93.595	88.767
7	11:09:12.406	1:02.631	19.898	23.922	18.811	93.076	90.320
8	11:10:14.778	1:02.372	19.884	23.912	18.576	93.465	90.198

Lap	Time of Day	Lap Tm	S1	S2	S3	S3Spd	SFSpd
(37) Ivor GREENWOOD							
1	11:02:59.463	1:07.461	25.042	24.004	18.415	96.143	94.785
2	11:04:03.339	1:03.876	19.629	25.651	18.596	92.435	90.686
3	11:05:05.189	1:01.850	19.503	23.687	18.660	96.976	88.416
4	11:06:06.788	1:01.599	19.872	23.451	18.276	98.833	89.957
5	11:07:07.884	1:01.096	19.620	23.499	17.977	99.714	92.435
6	11:08:09.701	1:01.817	19.942	23.455	18.420	96.005	90.564
7	11:09:13.139	1:03.438	19.619	24.984	18.835	90.809	88.649
8	11:10:15.331	1:02.192	19.816	23.605	18.771	96.281	86.257

Lap	Time of Day	Lap Tm	S1	S2	S3	S3Spd	SFSpd
(52) Stewart BLACK							
1	11:03:00.727	1:09.265	25.918	24.717	18.630	97.682	93.205
2	11:04:02.582	1:01.855	19.997	23.640	18.218	96.836	93.076

Lap	Time of Day	Lap Tm	S1	S2	S3	S3Spd	SFSpd
3	11:05:04.401	1:01.819	19.769	23.416	18.634	99.272	92.435
4	11:06:06.138	1:01.737	19.919	23.544	18.274	96.976	91.802
5	11:07:08.039	1:01.901	19.707	23.762	18.432	96.143	90.809
6	11:08:20.147	1:12.108	19.922	23.404	28.782	91.552	78.765
7	11:09:23.179	1:03.032	20.562	23.700	18.770	93.726	90.932
8	11:10:25.352	1:02.173	20.308	23.428	18.437	94.252	91.303

Lap	Time of Day	Lap Tm	S1	S2	S3	S3Spd	SFSpd
(68) Will NEAL							
1	11:03:04.246	1:09.938	25.035	25.325	19.578	96.005	89.120
2	11:04:07.406	1:03.160	20.646	23.837	18.677	94.651	90.320
3	11:05:10.635	1:03.229	20.234	24.312	18.683	92.054	89.477
4	11:06:15.400	1:04.765	20.577	25.261	18.927	93.335	89.836
5	11:07:18.520	1:03.120	20.308	23.977	18.835	92.181	89.239
6	11:08:21.218	1:02.698	20.110	23.928	18.660	92.054	89.239
7	11:09:23.085	1:01.867	19.756	23.722	18.389	96.281	88.532
8	11:10:25.525	1:02.440	20.699	23.301	18.440	97.824	92.308

Lap	Time of Day	Lap Tm	S1	S2	S3	S3Spd	SFSpd
(83) Grant SMITH							
1	11:03:04.578	1:09.985	24.838	25.456	19.691	96.976	89.716
2	11:04:09.186	1:04.608	20.823	23.949	19.836	93.988	87.608
3	11:05:11.162	1:01.976	20.057	23.616	18.303	96.419	91.055
4	11:06:15.332	1:04.170	20.480	24.532	19.158	90.320	87.266
5	11:07:19.076	1:03.744	20.699	23.744	19.301	92.690	89.120
6	11:08:21.765	1:02.689	20.051	23.929	18.709	92.947	87.380
7	11:09:24.043	1:02.278	19.752	23.986	18.540	92.947	87.608
8	11:10:26.373	1:02.330	20.020	23.689	18.621	93.595	87.608

Lap	Time of Day	Lap Tm	S1	S2	S3	S3Spd	SFSpd
(58) Mark CUMMING							
1	11:03:04.406	1:08.541	23.944	25.346	19.251	98.254	91.677
2	11:04:09.790	1:05.384	21.280	24.304	19.800	97.399	90.442
3	11:05:11.697	1:01.907	20.075	23.652	18.180	97.682	92.562
4	11:06:15.787	1:04.090	21.417	24.319	18.354	97.540	92.308
5	11:07:19.025	1:03.238	20.441	23.953	18.844	96.836	90.320
6	11:08:22.623	1:03.598	21.419	24.224	17.955	95.188	91.552
7	11:09:24.707	1:02.084	20.043	24.034	18.007	96.143	90.932
8	11:10:26.649	1:01.942	19.907	23.671	18.364	95.731	91.179

Lap	Time of Day	Lap Tm	S1	S2	S3	S3Spd	SFSpd
(5) Andrew DUNN							
1	11:03:04.729	1:08.779	24.185	25.375	19.219	96.836	92.181
2	11:04:10.250	1:05.521	21.284	24.594	19.643	94.651	88.884
3	11:05:13.713	1:03.463	20.120	24.033	19.310	95.188	83.363
4	11:06:16.813	1:03.100	20.319	24.460	18.321	94.120	91.055
5	11:07:19.667	1:02.854	20.493	23.783	18.578	96.143	90.198
6	11:08:23.632	1:03.965	20.930	24.608	18.427	94.385	87.266
7	11:09:26.388	1:02.756	20.237	24.153	18.366	94.651	89.596
8	11:10:28.267	1:01.879	19.897	23.706	18.276	93.857	90.809

Lap	Time of Day	Lap Tm	S1	S2	S3	S3Spd	SFSpd
(38) Errico PALLAZZO							
1	11:03:02.462	1:10.033	25.494	25.395	19.144	92.181	86.257
2	11:04:06.846	1:04.384	20.555	24.562	19.267	89.120	86.927
3	11:05:11.001	1:04.155	20.441	24.787	18.927	93.595	88.532
4	11:06:15.598	1:04.597	21.178	24.263	19.156	92.181	87.722
5	11:07:19.892	1:04.294	21.157	23.937	19.200	91.928	87.608
6	11:08:23.988	1:04.096	20.958	24.616	18.522	93.465	86.590
7	11:09:27.110	1:03.122	20.445	23.716	18.961	95.731	86.146
8	11:10						

SMRC Armed Forces Appreciation Raceday

Scottish Legends Championship

Knockhill 1.267 miles

Race 2 - Heat 1

21/06/2015 11:05

Race (8 Laps) started at 11:01:50

Lap	Time of Day	Lap Tm	S1	S2	S3	S3Spd	SFSpd	Lap	Time of Day	Lap Tm	S1	S2	S3	S3Spd	SFSpd
7	11:09:31.969	1:04.712	20.480	24.473	19.759	87.380	82.645								
8	11:10:35.665	1:03.696	20.374	24.063	19.259	87.266	82.039								

(3) Ian McLEISH

1	11:03:03.294	1:09.429	25.069	25.145	19.215	97.257	92.435
2	11:04:16.227	1:12.933	20.956	24.550	27.427	96.697	85.706
3	11:05:21.447	1:05.220	21.220	24.701	19.299	94.385	87.153
4	11:06:26.166	1:04.719	20.694	24.808	19.217	93.205	87.608
5	11:07:30.859	1:04.693	20.754	25.205	18.734	92.818	88.532
6	11:08:34.442	1:03.583	20.707	24.442	18.434	92.947	88.884
7	11:09:38.017	1:03.575	20.398	24.526	18.651	93.988	89.120
8	11:10:41.710	1:03.693	20.350	24.569	18.774	92.690	89.120

(25) John NEILL

1	11:03:11.284	1:13.718	25.687	27.525	20.506	89.358	82.341
2	11:05:07.885	1:56.601	55.719	30.337	30.545	76.782	72.159
3	11:06:22.016	1:14.131	25.145	28.397	20.589	88.068	79.323
4	11:07:51.267	1:29.251	23.798	26.798	38.655	90.686	66.181
5	11:09:12.106	1:20.839	24.494	27.827	28.518	90.932	78.397
6	11:10:24.937	1:12.831	24.349	27.968	20.514	84.306	85.162

Clerk of the Course :

Orbits

Sig :

Time :

Chief Timekeeper : Ian Sharp (SMART Timing)

Results available at www.mylaps.com and www.smart-timing.co.uk

Printed: 22/06/2015 22:12:24



SMRC Armed Forces Appreciation Raceday

Lapchart


Scottish Legends Championship

Knockhill 1.267 miles

Race 2 - Heat 1

21/06/2015 11:05

Race (8 Laps) started at 11:01:50



Competitors	Laps								
	0	1	2	3	4	5	6	7	8
Stewart BLACK (52)	1	52	1	1	1	1	1	1	31
John PATERSON (1)	2	1	31	31	31	31	31	31	1
Daniel McKAY (31)	3	31	2	2	6	6	6	6	6
Ivor GREENWOOD (37)	4	37	6	6	2	2	2	2	2
Steven McGILL (2)	5	2	37	7	7	7	7	7	7
Errico PALLAZZO (38)	6	38	17	17	17	17	17	37	17
David HUNTER (6)	7	6	7	52	52	52	37	17	37
Billy WAIT (17)	8	17	52	37	37	37	52	52	68
John BUSHBY (16)	9	16	38	38	68	83	68	68	52
Alan FREELAND (7)	10	7	16	16	38	68	58	83	83
Ian McLEISH (3)	11	3	3	68	83	38	83	58	58
Scott HYNDS (26)	12	26	26	83	16	58	5	5	5
Will NEAL (68)	13	68	68	26	58	16	38	38	38
Grant SMITH (83)	14	83	58	58	5	5	16	16	16
Mark CUMMING (58)	15	58	83	5	26	26	26	26	26
Andrew DUNN (5)	16	5	5	3	3	3	3	3	3
John NEILL (25)	17	25	25	25	25	25	25	25	

Clerk of the Course :

Orbits

Sig : Time :
Chief Timekeeper : Ian Sharp (SMART Timing)
Results available at www.mylaps.com and www.smart-timing.co.uk

Printed: 22/06/2015 22:12:50



SMRC Armed Forces Appreciation Raceday

Sorted on Laps

Scottish Classics Championship

Knockhill 1.267 miles

Race 3 - 1st Race - AMENDED RESULT

21/06/2015 11:25

Race (12 Laps) started at 11:21:32

Pos	No.	Name	Make/Model	CC	Class Code	Laps	Total Tm	Diff	Best Tm	In Lap	Best Speed
1	77	Tommy GILMARTIN	Morgan +8	3900	CE	12	11:42.930		57.304	3	79.590
2	88	Shonny PATERSON	Triumph TR8	3900	CE	12	11:52.585	9.655	57.867	5	78.816
3	4	Stan BERNARD	Porsche 911	2994	CD	12	12:07.929	24.999	59.211	6	77.027
4	74	Bruce WEIR	Datsun 260Z	3900	CD	12	12:14.992	32.062	59.365	2	76.827
5	47	Keiron BAILLIE	Lotus 7	1558	CG	12	12:15.694	32.764	59.599	3	76.525
6	32	Alasdair COATES	Ford Mustang	4802	CE	11	11:37.478	1 Lap	1:02.095	3	73.449
7	14	Mike STEWART	Marco GT	1760	CB	11	11:38.876	1 Lap	1:01.932	4	73.643
8	29	Richard MERRELL	Alfa Giulia GT	1985	CC	11	11:40.879	1 Lap	1:02.566	8	72.896
9	41	Grant ALLAN	Porsche 911	2994	CD	11	11:46.301	1 Lap	1:02.022	7	73.536
10	46	Robin BENN	Ford Capri	3000	CD	11	11:56.350	1 Lap	1:03.718	4	71.579
11	11	Ian MORTON	MG Midget	1360	CA	11	12:16.638	1 Lap	1:04.797	5	70.387
12	54	Howard GORDON	MG Midget	1380	CA	11	12:18.742	1 Lap	1:05.084	7	70.076
13	35	Ian BLACKLIN	Ford Capri	3000	CD	11	12:18.757	1 Lap	1:05.430	6	69.706
14	17	Ian DALTRY	Alfasud TI	1490	CA	11	12:19.810	1 Lap	1:05.061	7	70.101

Not classified

DNF	59	Blair NIMMO	Ford Capri	3000	CD	7	8:03.230	DNF	1:06.602	7	68.479
DNF	39	Harry SIMPSON	Ginetta G4	1650	CG	1	1:03.329	DNF		0	-
DNS	10	Andy WALKER	Triumph Sport	1300	CH			DNS		0	-
DNS	43	Kenneth BREARLEY	Austin Mini	1380	CA			DNS		0	-
DQ	7	Mike CONNON	Lotus 7 S4	1725	CG	12	11:34.015	DQ	56.562	11	80.634

Announcements

New Track Record (57.304) for SMRC Classic S/S (E) by Tommy GILMARTIN.
12:53 AMENDED RESULT - Car No.7 Excluded - Technical infringement.

Margin of Victory	Avg. Speed	Best Lap Tm	Best Speed	Best Lap by
9.655	77.860	57.304	79.590	77 - Tommy GILMARTIN

Clerk of the Course :

Orbits

Sig : Time :
Chief Timekeeper : Ian Sharp (SMART Timing)

Results available at www.mylaps.com and www.smart-timing.co.uk

Printed: 22/06/2015 19:21:35



SMRC Armed Forces Appreciation Raceday

Scottish Classics Championship

Knockhill 1.267 miles

Race 3 - 1st Race - AMENDED RESULT

21/06/2015 11:25

Race (12 Laps) started at 11:21:32

Lap	Time of Day	Lap Tm	S1	S2	S3	S3Spd	SFSpd	Lap	Time of Day	Lap Tm	S1	S2	S3	S3Spd	SFSpd
(77) Tommy GILMARTIN								3	11:24:45.881	1:02.095	20.123	23.642	18.330	101.066	95.053
1	11:22:32.615			21.656	16.609	116.912	106.520	4	11:25:48.536	1:02.655	20.442	23.974	18.239	101.524	95.595
2	11:23:32.305	59.690	18.846	23.763	17.081	102.611	102.926	5	11:26:50.762	1:02.226	20.128	23.746	18.352	101.987	94.385
3	11:24:29.609	57.304	18.561	21.994	16.749	114.714	105.515	6	11:27:53.989	1:03.227	20.553	24.171	18.503	100.310	94.385
4	11:25:27.017	57.408	18.586	22.112	16.710	116.103	106.015	7	11:28:56.831	1:02.842	20.448	24.063	18.331	101.066	95.053
5	11:26:24.849	57.832	18.714	22.110	17.008	112.220	104.856	8	11:29:59.645	1:02.814	20.386	23.941	18.487	101.371	94.385
6	11:27:22.393	57.544	18.617	22.129	16.798	115.107	106.015	9	11:31:02.279	1:02.634	19.935	24.264	18.435	101.066	93.988
7	11:28:20.962	58.569	19.314	22.242	17.013	114.714	106.520	10	11:32:05.170	1:02.891	20.281	23.980	18.630	101.218	94.518
8	11:29:19.577	58.615	18.823	22.785	17.007	113.357	105.848	11	11:33:09.641	1:04.471	20.481	24.533	19.457	97.824	91.179
9	11:30:17.869	58.292	18.891	22.586	16.815	114.323	105.681	(14) Mike STEWART							
10	11:31:16.946	59.077	18.709	23.115	17.253	105.681	104.529	1	11:22:43.524			25.076	18.877	95.188	88.068
11	11:32:15.184	58.238	18.772	22.519	16.947	113.935	105.681	2	11:23:46.937	1:03.413	20.945	24.127	18.341	94.919	87.952
12	11:33:15.093	59.909	19.150	22.947	17.812	106.520	96.005	3	11:24:49.478	1:02.541	20.100	23.872	18.569	95.459	86.368
(88) Shonny PATERSON								4	11:25:51.410	1:01.932	20.315	23.499	18.118	95.459	87.494
1	11:22:37.168			23.635	17.617	107.544	101.218	5	11:26:53.796	1:02.386	20.518	23.719	18.149	94.518	87.722
2	11:23:36.050	58.882	19.161	22.225	17.496	108.064	103.561	6	11:27:56.347	1:02.551	20.392	23.833	18.326	95.595	87.837
3	11:24:33.952	57.902	18.868	22.099	16.935	109.653	103.242	7	11:28:58.381	1:02.034	20.083	23.665	18.286	95.731	87.153
4	11:25:32.344	58.392	18.962	22.270	17.160	107.201	103.402	8	11:30:00.480	1:02.099	20.227	23.609	18.263	95.595	87.837
5	11:26:30.211	57.867	18.762	22.132	16.973	110.012	102.768	9	11:31:03.494	1:03.014	19.948	24.150	18.916	91.928	86.814
6	11:27:29.078	58.867	19.103	22.352	17.412	109.118	102.926	10	11:32:06.328	1:02.834	20.227	24.041	18.566	94.518	86.814
7	11:28:27.807	58.729	18.899	22.248	17.582	108.764	101.678	11	11:33:11.039	1:04.711	21.014	24.806	18.891	93.465	86.368
8	11:29:26.239	58.432	18.953	22.337	17.142	109.296	102.611	(29) Richard MERRELL							
9	11:30:26.186	59.947	19.805	22.866	17.276	107.372	102.926	1	11:22:42.525			24.859	18.864	92.818	83.571
10	11:31:25.329	59.143	18.994	22.669	17.480	106.351	102.298	2	11:23:46.181	1:03.656	20.658	24.403	18.595	93.076	84.412
11	11:32:24.526	59.197	19.155	22.653	17.389	108.413	101.524	3	11:24:50.226	1:04.045	20.352	24.141	19.552	93.726	84.412
12	11:33:24.748	1:00.222	18.891	23.408	17.923	104.856	97.967	4	11:25:52.956	1:02.730	20.227	24.088	18.415	94.120	84.625
(4) Stan BERNARD								5	11:26:55.580	1:02.624	20.097	24.083	18.444	94.252	84.839
1	11:22:38.131			23.470	17.739	96.143	99.419	6	11:27:58.753	1:03.173	20.318	24.403	18.452	93.988	85.379
2	11:23:37.936	59.805	20.087	22.470	17.248	108.064	99.272	7	11:29:01.490	1:02.737	20.141	24.181	18.415	93.335	84.200
3	11:24:37.500	59.564	19.651	22.515	17.398	106.015	101.066	8	11:30:04.056	1:02.566	20.256	23.983	18.327	93.595	85.162
4	11:25:37.497	59.997	19.613	22.726	17.658	103.561	99.419	9	11:31:06.938	1:02.882	20.204	24.050	18.628	91.802	84.625
5	11:26:37.583	1:00.086	20.237	22.777	17.072	106.520	100.310	10	11:32:10.257	1:03.319	20.141	24.288	18.890	86.590	85.270
6	11:27:36.794	59.211	19.226	22.923	17.062	106.859	98.398	11	11:33:13.042	1:02.785	20.059	24.373	18.353	91.928	85.054
7	11:28:36.320	59.526	19.350	22.885	17.291	105.349	99.272	(41) Grant ALLAN							
8	11:29:35.794	59.474	19.240	22.691	17.543	103.561	97.399	1	11:22:44.660			25.622	19.124	96.281	86.814
9	11:30:36.435	1:00.641	19.700	23.476	17.465	104.692	98.398	2	11:23:49.270	1:04.610	21.298	24.396	18.916	95.868	86.927
10	11:31:36.683	1:00.248	19.451	22.885	17.912	103.402	95.459	3	11:24:53.313	1:04.043	20.926	24.337	18.780	97.117	87.040
11	11:32:38.038	1:01.355	20.211	23.258	17.886	101.987	94.919	4	11:25:56.997	1:03.684	21.026	24.000	18.658	96.697	86.479
12	11:33:40.092	1:02.054	19.894	23.600	18.560	99.863	90.809	5	11:27:00.949	1:03.952	20.671	24.620	18.661	93.988	85.925
(74) Bruce WEIR								6	11:28:03.300	1:02.351	20.640	23.435	18.276	97.117	87.040
1	11:22:38.009			23.592	17.898	106.015	95.868	7	11:29:05.322	1:02.022	20.268	23.344	18.410	97.967	87.380
2	11:23:37.374	59.365	19.600	22.648	17.117	104.366	97.540	8	11:30:07.788	1:02.466	20.154	23.572	18.740	96.976	86.146
3	11:24:36.884	59.510	19.015	22.916	17.579	103.402	97.824	9	11:31:11.443	1:03.655	21.078	23.801	18.776	95.868	86.257
4	11:25:37.013	1:00.129	19.193	23.275	17.661	102.611	97.540	10	11:32:14.292	1:02.849	20.633	23.623	18.593	96.697	86.702
5	11:26:36.767	59.754	18.942	23.273	17.539	102.298	97.682	11	11:33:18.464	1:04.172	20.841	24.591	18.740	95.053	86.590
6	11:27:37.012	1:00.245	19.539	23.146	17.560	103.402	98.543	(46) Robin BENN							
7	11:28:37.052	1:00.040	19.498	23.243	17.299	104.692	98.254	1	11:22:43.342			24.963	19.175	94.385	84.412
8	11:29:37.692	1:00.640	19.501	23.301	17.838	103.561	96.697	2	11:23:48.925	1:05.583	21.739	24.977	18.867	92.690	83.571
9	11:30:39.252	1:01.560	20.071	23.796	17.693	103.084	98.688	3	11:24:52.989	1:04.064	20.395	24.857	18.812	93.726	84.412
10	11:31:39.663	1:00.411	19.325	23.337	17.749	102.298	97.257	4	11:25:56.707	1:03.718	20.460	24.450	18.808	94.385	84.625
11	11:32:44.597	1:04.934	21.203	24.886	18.845	93.205	96.281	5	11:27:01.765	1:05.058	20.588	25.321	19.149	93.205	84.625
12	11:33:47.155	1:02.558	20.196	24.030	18.332	95.459	97.117	6	11:28:06.076	1:04.311	20.816	24.493	19.002	92.435	84.200
(47) Keiron BAILLIE								7	11:29:10.567	1:04.491	20.527	24.968	18.996	91.179	83.260
1	11:22:37.708			23.670	18.317	103.561	94.385	8	11:30:15.044	1:04.477	20.657	24.775	19.045	94.385	83.885
2	11:23:37.759	1:00.051	19.369	23.175	17.507	100.762	95.459	9	11:31:19.567	1:04.523	20.601	24.906	19.016	94.785	83.571
3	11:24:37.358	59.599	19.226	22.633	17.740	104.204	94.785	10	11:32:24.563	1:04.996	20.468	25.331	19.197	92.181	83.989
4	11:25:37.579	1:00.221	19.282	23.063	17.876	103.084	95.868	11	11:33:28.513	1:03.950	20.459	24.637	18.854	94.919	83.571
5	11:26:38.386	1:00.807	20.558	22.888	17.361	106.183	95.188	(11) Ian MORTON							
6	11:27:38.010	59.624	19.227	23.072	17.325	103.561	96.005	1	11:22:46.812			25.714	19.830	88.649	82.747
7	11:28:37.714	59.704	19.183	22.929	17.592	104.043	97.117	2	11:23:53.337	1:06.525	22.382	25.022	19.121	89.716	82.543
8	11:29:37.851	1:00.137	19.459	23.039	17.639	105.020	92.818	3	11:24:59.741	1:06.404	21.773	25.203	19.428	88.767	83.467
9	11:30:39.981	1:02.130	20.296	23.793	18.041	104.043	94.385	4	11:26:05.717	1:05.976	21.683	24.967	19.326	88.767	83.780
10	11:31:40.088	1:00.107	19.179	23.109	17.819	100.762	94.919	5	11:27:10.514	1:04.797	21.283	24.529	18.985	90.077	83.571
11	11:32:44.636	1:04.548	21.127	24.938	18.483	94.518	96.558	6	11:28:15.956	1:05.442	21.658	24.635	19.149	90.442	83.363
12	11:33:47.857	1:03.221	20.489	24.535	18.197	99.566	92.181	7	11:29:23.408	1:07.452	22.421	25.614	19.417	89.716	83.054
(32) Alasdair COATES								8	11:30:29.725	1:06.317	22.042	24.774	19.5		

SMRC Armed Forces Appreciation Raceday

Scottish Classics Championship

Knockhill 1.267 miles

Race 3 - 1st Race - AMENDED RESULT

21/06/2015 11:25

Race (12 Laps) started at 11:21:32

Lap	Time of Day	Lap Tm	S1	S2	S3	S3Spd	SFSpd	Lap	Time of Day	Lap Tm	S1	S2	S3	S3Spd	SFSpd
(54) Howard GORDON															
1	11:22:47.377			25.772	19.769	89.358	82.543								
2	11:23:54.846	1:07.469	22.416	25.559	19.494	89.957	82.543								
3	11:25:01.870	1:07.024	21.671	25.885	19.468	87.952	83.260								
4	11:26:07.703	1:05.833	21.253	25.389	19.191	89.358	82.849								
5	11:27:14.483	1:06.780	22.096	25.649	19.035	89.836	83.885								
6	11:28:21.077	1:06.594	21.833	25.088	19.673	90.564	82.039								
7	11:29:26.161	1:05.084	21.369	24.786	18.929	91.055	83.885								
8	11:30:32.575	1:06.414	21.696	25.058	19.660	91.427	84.732								
9	11:31:38.246	1:05.671	21.326	24.559	19.786	91.055	84.412								
10	11:32:44.775	1:06.529	21.823	25.085	19.621	85.270	83.989								
11	11:33:50.905	1:06.130	21.471	25.130	19.529	90.198	82.240								
(35) Ian BLACKLIN															
1	11:22:46.519			26.137	19.905	88.068	78.305								
2	11:23:52.824	1:06.305	21.551	25.257	19.497	87.608	78.397								
3	11:24:58.577	1:05.753	21.243	24.726	19.784	87.040	78.397								
4	11:26:04.700	1:06.123	21.417	24.725	19.981	86.927	79.136								
5	11:27:10.234	1:05.534	21.229	24.728	19.577	87.040	79.043								
6	11:28:15.664	1:05.430	20.954	24.573	19.903	88.068	78.857								
7	11:29:23.317	1:07.653	22.292	25.617	19.744	85.596	78.580								
8	11:30:31.768	1:08.451	23.668	25.193	19.590	88.532	78.857								
9	11:31:37.529	1:05.761	21.030	24.667	20.064	89.477	79.230								
10	11:32:43.566	1:06.037	21.229	25.017	19.791	87.494	79.323								
11	11:33:50.920	1:07.354	22.349	25.092	19.913	88.532	78.950								
(17) Ian DALTRY															
1	11:22:47.891			25.851	19.900	87.494	82.139								
2	11:23:55.279	1:07.388	22.331	25.274	19.783	89.716	82.341								
3	11:25:02.436	1:07.157	21.601	25.677	19.879	87.266	81.739								
4	11:26:08.241	1:05.805	21.420	24.800	19.585	88.532	83.157								
5	11:27:13.870	1:05.629	21.225	25.083	19.321	88.416	82.442								
6	11:28:20.654	1:06.784	21.920	24.828	20.036	87.952	82.139								
7	11:29:25.715	1:05.061	21.128	24.545	19.388	90.932	81.739								
8	11:30:32.123	1:06.408	21.638	25.055	19.715	87.494	82.240								
9	11:31:37.837	1:05.714	21.113	24.475	20.126	87.380	82.951								
10	11:32:46.507	1:08.670	22.680	26.220	19.770	86.257	81.839								
11	11:33:51.973	1:05.466	20.743	24.870	19.853	89.477	80.081								
(59) Blair NIMMO															
1	11:22:49.635			26.147	20.563	86.814	76.259								
2	11:23:58.012	1:08.377	21.718	26.196	20.463	89.596	78.580								
3	11:25:05.710	1:07.698	21.243	25.717	20.738	87.952	72.706								
4	11:26:13.513	1:07.803	21.512	25.749	20.542	90.932	78.950								
5	11:27:20.472	1:06.959	21.426	25.498	20.035	88.767	78.488								
6	11:28:28.791	1:08.319	22.431	25.529	20.359	89.477	78.950								
7	11:29:35.393	1:06.602	21.145	25.321	20.136	91.179	76.607								
(39) Harry SIMPSON															
1	11:22:35.492			22.858	17.011	107.372	98.543								
(7) Mike CONNOR															
1	11:22:32.450			22.143	16.706	105.515	101.218								
2	11:23:29.927	57.477	18.659	22.354	16.464	104.529	100.914								
3	11:24:27.682	57.755	19.037	22.092	16.626	107.030	101.371								
4	11:25:25.127	57.445	18.961	21.977	16.507	106.689	99.863								
5	11:26:22.260	57.133	18.839	21.914	16.380	107.372	100.310								
6	11:27:19.821	57.561	18.792	22.072	16.697	106.689	100.011								
7	11:28:17.517	57.696	18.476	22.543	16.677	107.372	100.611								
8	11:29:15.230	57.713	19.082	22.065	16.566	107.544	100.762								
9	11:30:12.901	57.671	18.785	22.100	16.786	107.201	100.161								
10	11:31:10.780	57.879	18.947	21.996	16.936	108.064	100.460								
11	11:32:07.342	56.562	18.494	21.797	16.271	108.941	102.768								
12	11:33:06.178	58.836	18.790	23.218	16.828	99.566	100.310								

Clerk of the Course :

Orbits

Sig : Time :
 Chief Timekeeper : Ian Sharp (SMART Timing)

Results available at www.mylaps.com and www.smart-timing.co.uk

Printed: 22/06/2015 19:22:04



SMRC Armed Forces Appreciation Raceday

Lapchart


Scottish Classics Championship

Knockhill 1.267 miles

Race 3 - 1st Race - AMENDED RESULT

21/06/2015 11:25

Race (12 Laps) started at 11:21:32



Competitors	Laps											
	1	2	3	4	5	6	7	8	9	10	11	12
Mike CONNOR (7)	1	7	7	7	7	7	7	7	7	7	7	7
Tommy GILMARTIN (77)	2	77	77	77	77	77	77	77	77	77	77	77
Harry SIMPSON (39)	3	39	88	88	88	88	88	88	88	88	88	88
Shonny PATERSON (88)	4	88	74	74	74	74	4	4	4	4	4	4
Keiron BAILLIE (47)	5	47	47	47	4	4	74	74	74	74	74	74
Bruce WEIR (74)	6	74	4	4	47	47	47	47	47	47	47	47
Stan BERNARD (4)	7	4	32	32	32	32	32	32	32	32	32	32
Alasdair COATES (32)	8	32	29	14	14	14	14	14	14	14	14	14
Richard MERRELL (29)	9	29	14	29	29	29	29	29	29	29	29	29
Robin BENN (46)	10	46	46	46	46	41	41	41	41	41	41	41
Mike STEWART (14)	11	14	41	41	41	46	46	46	46	46	46	46
Grant ALLAN (41)	12	41	35	35	35	35	35	11	11	11	11	11
Ian BLACKLIN (35)	13	35	11	11	11	11	11	35	35	35	54	54
Ian MORTON (11)	14	11	54	54	54	17	17	17	17	17	54	35
Howard GORDON (54)	15	54	17	17	17	54	54	54	54	54	17	17
Ian DALTRY (17)	16	17	59	59	59	59	59	59	59	59	59	59
Blair NIMMO (59)	17	59										
-	18											
-	19											

Clerk of the Course :

Orbits

Sig : Time :
 Chief Timekeeper : Ian Sharp (SMART Timing)
 Results available at www.mylaps.com and www.smart-timing.co.uk



SMRC Armed Forces Appreciation Raceday

Scottish Classics Championship

Knockhill 1.267 miles

Race 10 - 2nd Race - AMENDED GRID

21/06/2015 15:00

Race (12 Laps) started at 15:08:55

POLE POSITION

2	88 Shonny PATERSON
4	74 Bruce WEIR
6	32 Alasdair COATES
8	29 Richard MERRELL
10	46 Robin BENN
12	54 Howard GORDON
14	17 Ian DALTRY
16	39 Harry SIMPSON
18	43 Kenneth BREARLEY

1	77 Tommy GILMARTIN
3	4 Stan BERNARD
5	47 Keiron BAILLIE
7	14 Mike STEWART
9	41 Grant ALLAN
11	11 Ian MORTON
13	35 Ian BLACKLIN
15	59 Blair NIMMO
17	10 Andy WALKER
19	7 Mike CONNON

1
2
3
4
5
6
7
8
9
10

Clerk of the Course :

Orbits

Sig : Time :

Chief Timekeeper : Ian Sharp (SMART Timing)

Results available at www.mylaps.com and www.smart-timing.co.uk

Printed: 22/06/2015 19:22:57



SMRC Armed Forces Appreciation Raceday

Sorted on Laps

Scottish Fiesta Championship

Knockhill 1.267 miles

Race 4 - 1st Race

21/06/2015 11:50

Race (12 Laps) started at 11:44:44

Pos	No.	Name	Make/Model	CC	Class Code	Laps	Total Tm	Diff	Best Tm	In Lap	Best Speed
1	31	George ORR	Ford Fiesta ST	2000	ST	12	12:36.240		1:02.028	3	73.529
2	1	Wayne MacAULEY	Ford Fiesta ST	2000	ST	12	12:36.871	0.631	1:02.160	3	73.373
3	51	Chris MILFORD	Ford Fiesta ST	2000	ST	12	12:40.996	4.756	1:02.106	3	73.436
4	7	Kevin WHYTE	Ford Fiesta ST	2000	ST	12	12:42.972	6.732	1:02.068	3	73.481
5	61	Peter CRUICKSHANK	Ford Fiesta ST	2000	ST	12	12:49.836	13.596	1:02.868	2	72.546
6	14	John BALFOUR	Ford Fiesta XR2	2000	ST	12	12:55.940	19.700	1:03.632	10	71.675
7	25	Andrew CHRISTIE	Ford Fiesta ST	2000	ST	12	12:58.087	21.847	1:03.880	2	71.397
8	37	Russell MORGAN	Ford Fiesta ST	2000	ST	12	12:58.721	22.481	1:03.764	7	71.527
9	24	Steven GRAY	Ford Fiesta XR2	1600	XR	12	13:03.858	27.618	1:04.365	2	70.859
10	50	Jim DEANS	Ford Fiesta XR2	1600	XR	12	13:10.557	34.317	1:04.887	10	70.289
11	19	Josh ORR	Ford Fiesta XR2	1600	XRN	12	13:13.096	36.856	1:04.840	4	70.340
12	17	Gary WEBSTER	Ford Fiesta XR2	1600	XRN	12	13:26.126	49.886	1:06.104	11	68.995
13	21	Annie BUTTERWORTH	Ford Fiesta XR2	1600	XR	12	13:38.824	1:02.584	1:06.189	3	68.906

Not classified

DNF	18	Barry FARQUHARSON	Ford Fiesta XR2	1600	XRN	11	12:20.074	DNF	1:05.951	10	69.155
DNF	20	Chris McNEILL	Ford Fiesta XR2	1600	XR	7	9:24.256	DNF	1:13.573	3	61.991
DNF	28	David TAYLOR	Ford Fiesta XR2	1600	XRN	2	2:43.703	DNF	1:07.711	2	67.357

Announcements

New Track Record (1:02.028) for SMRC Ford Fiesta ST by George ORR.

Margin of Victory	Avg. Speed	Best Lap Tm	Best Speed	Best Lap by
0.631	72.371	1:02.028	73.529	31 - George ORR

Clerk of the Course :

Orbits

Sig : Time :
 Chief Timekeeper : Ian Sharp (SMART Timing)
 Results available at www.mylaps.com and www.smart-timing.co.uk

Printed: 22/06/2015 22:24:26



SMRC Armed Forces Appreciation Raceday

Scottish Fiesta Championship

Knockhill 1.267 miles

Race 4 - 1st Race

21/06/2015 11:50

Race (12 Laps) started at 11:44:44

Lap	Time of Day	Lap Tm	S1	S2	S3	S3Spd	SFSpd	Lap	Time of Day	Lap Tm	S1	S2	S3	S3Spd	SFSpd								
(31) George ORR																							
1	11:45:50.043			23.785	18.849	89.596	81.839	3	11:48:01.317	1:03.886	20.232	24.634	19.020	89.002	81.146								
2	11:46:52.657	1:02.614	19.843	23.821	18.950	89.239	81.441	4	11:49:05.561	1:04.244	20.081	24.855	19.308	88.068	80.755								
3	11:47:54.685	1:02.023	19.701	23.594	18.733	90.686	81.540	5	11:50:09.484	1:03.923	20.672	24.161	19.090	89.239	80.658								
4	11:48:57.003	1:02.318	19.832	23.697	18.789	90.198	81.441	6	11:51:13.649	1:04.165	20.674	24.268	19.223	89.239	80.272								
5	11:49:59.480	1:02.477	19.887	23.705	18.885	89.836	81.244	7	11:52:18.510	1:04.861	21.248	24.655	18.958	89.716	80.658								
6	11:51:02.519	1:03.039	20.193	23.850	18.996	89.836	80.853	8	11:53:23.398	1:04.888	20.771	24.582	19.535	89.002	79.136								
7	11:52:05.367	1:02.848	20.145	23.761	18.942	89.716	80.853	9	11:54:27.349	1:03.951	20.656	24.222	19.073	90.320	80.081								
8	11:53:08.748	1:03.381	19.994	24.408	18.979	89.239	80.853	10	11:55:30.981	1:03.632	20.150	24.293	19.189	89.239	80.176								
9	11:54:12.137	1:03.389	20.129	24.308	18.952	89.120	81.146	11	11:56:36.124	1:05.143	21.368	24.836	18.939	89.002	80.368								
10	11:55:14.951	1:02.814	20.024	23.792	18.998	89.836	80.950	12	11:57:40.151	1:04.027	20.235	24.710	19.082	87.153	80.658								
11	11:56:17.657	1:02.706	20.014	23.773	18.919	89.716	80.853	(25) Andrew CHRISTIE															
12	11:57:20.451	1:02.794	19.991	23.945	18.858	89.957	80.755	1	11:45:53.845			24.521	19.426	90.320	80.368								
(1) Wayne MacAULEY																							
1	11:45:49.798			23.774	18.810	89.477	82.139	2	11:46:57.725	1:03.880	20.578	24.121	19.181	89.957	79.890								
2	11:46:52.921	1:03.123	19.893	24.258	18.972	90.077	82.341	3	11:48:01.887	1:04.162	20.671	24.481	19.010	88.532	80.755								
3	11:47:55.081	1:02.160	19.833	23.433	18.894	91.303	81.441	4	11:49:05.867	1:03.980	20.527	24.426	19.027	88.416	80.853								
4	11:48:57.529	1:02.448	19.991	23.590	18.867	90.932	81.839	5	11:50:10.097	1:04.230	20.777	24.377	19.076	89.002	80.561								
5	11:50:00.280	1:02.751	20.007	23.782	18.962	90.320	81.639	6	11:51:14.073	1:03.976	20.752	24.182	19.042	88.532	80.950								
6	11:51:03.016	1:02.736	20.173	23.757	18.806	90.442	81.639	7	11:52:18.136	1:04.063	20.688	24.260	19.115	87.837	80.368								
7	11:52:05.845	1:02.829	20.050	23.675	19.104	90.564	81.146	8	11:53:23.026	1:04.890	20.953	24.653	19.284	89.002	80.755								
8	11:53:09.012	1:03.167	20.036	24.090	19.041	89.716	81.839	9	11:54:27.900	1:04.874	20.786	24.167	19.921	87.608	79.985								
9	11:54:12.296	1:03.284	20.151	24.209	18.924	89.957	81.540	10	11:55:32.037	1:04.137	20.521	24.115	19.501	89.002	80.561								
10	11:55:15.560	1:03.264	20.094	24.178	18.992	90.320	81.244	11	11:56:37.715	1:05.678	20.787	25.408	19.483	87.380	79.700								
11	11:56:18.342	1:02.782	20.086	23.780	18.916	90.442	80.853	12	11:57:42.298	1:04.583	20.731	24.508	19.344	88.416	80.465								
12	11:57:21.082	1:02.740	20.017	23.743	18.980	90.442	80.272	(37) Russell MORGAN															
(51) Chris MILFORD																							
1	11:45:51.328			24.036	19.241	91.552	80.853	1	11:45:55.504			24.275	19.561	89.596	78.950								
2	11:46:54.795	1:03.467	21.174	23.463	18.830	92.054	81.244	2	11:46:59.360	1:03.856	20.554	24.004	19.298	89.239	79.795								
3	11:47:56.901	1:02.106	19.884	23.434	18.788	91.427	81.343	3	11:48:03.672	1:04.312	20.626	24.438	19.248	87.494	79.323								
4	11:48:59.663	1:02.762	20.039	23.823	18.900	90.564	81.441	4	11:49:07.581	1:03.909	20.522	24.078	19.309	87.380	79.700								
5	11:50:02.753	1:03.090	20.034	23.822	19.234	91.055	81.146	5	11:50:12.049	1:04.468	20.703	24.266	19.499	88.299	76.345								
6	11:51:06.144	1:03.391	20.212	24.325	18.854	90.932	81.244	6	11:51:16.585	1:04.536	20.817	24.468	19.251	87.380	78.488								
7	11:52:09.409	1:03.265	20.238	23.967	19.060	90.320	80.176	7	11:52:20.349	1:03.764	20.588	24.016	19.160	89.120	78.488								
8	11:53:12.760	1:03.351	20.244	24.091	19.016	90.442	80.658	8	11:53:24.398	1:04.049	20.553	24.096	19.400	86.702	78.950								
9	11:54:15.691	1:02.931	20.179	23.920	18.832	90.686	80.658	9	11:54:28.179	1:03.781	20.610	23.904	19.267	88.649	79.043								
10	11:55:18.695	1:03.004	20.161	23.858	18.985	90.198	80.755	10	11:55:32.461	1:04.282	20.632	24.094	19.556	87.952	77.047								
11	11:56:21.993	1:03.298	20.216	24.043	19.039	90.320	80.658	11	11:56:38.293	1:05.832	20.959	25.165	19.708	87.040	76.259								
12	11:57:25.207	1:03.214	20.210	24.014	18.990	90.198	81.244	12	11:57:42.932	1:04.639	20.542	24.498	19.599	87.722	75.148								
(7) Kevin WHYTE																							
1	11:45:51.327			23.578	18.930	91.427	80.950	(24) Steven GRAY															
2	11:46:54.117	1:02.790	20.605	23.523	18.662	91.179	80.950	1	11:45:54.645			24.754	19.693	86.368	76.607								
3	11:47:56.185	1:02.068	19.779	23.573	18.716	90.564	80.561	2	11:46:59.010	1:04.365	20.719	24.174	19.472	85.487	76.519								
4	11:48:58.590	1:02.405	19.877	23.724	18.804	91.055	80.561	3	11:48:04.362	1:05.352	21.219	24.450	19.683	86.257	77.047								
5	11:50:02.000	1:03.410	19.931	23.902	19.577	89.477	75.742	4	11:49:09.034	1:04.672	20.614	24.290	19.768	85.054	76.432								
6	11:51:06.119	1:04.119	20.775	24.142	19.202	88.767	77.402	5	11:50:13.874	1:04.840	20.705	24.333	19.802	85.270	76.345								
7	11:52:10.298	1:04.179	20.489	24.097	19.593	90.077	79.043	6	11:51:18.727	1:04.853	20.948	24.348	19.557	85.162	76.172								
8	11:53:13.596	1:03.298	20.108	24.029	19.161	89.358	78.305	7	11:52:23.251	1:04.524	20.710	24.103	19.711	85.162	75.742								
9	11:54:16.901	1:03.305	20.151	24.095	19.059	89.477	79.323	8	11:53:27.849	1:04.598	20.833	24.158	19.607	84.839	76.172								
10	11:55:20.180	1:03.279	20.314	23.921	19.044	89.716	79.417	9	11:54:32.552	1:04.703	20.903	24.231	19.569	84.732	76.870								
11	11:56:23.682	1:03.502	20.348	24.083	19.071	89.358	78.950	10	11:55:37.743	1:05.191	20.913	24.421	19.857	84.200	76.172								
12	11:57:27.183	1:03.501	20.288	24.080	19.133	88.884	79.230	11	11:56:42.774	1:05.031	20.980	24.256	19.795	84.412	76.086								
(50) Jim DEANS																							
1	11:45:55.588			24.654	19.103	89.120	80.853	12	11:57:48.069	1:05.295	21.108	24.305	19.882	84.518	76.259								
2	11:47:01.014	1:05.426	21.343	24.405	19.678	85.706	76.345	1	11:45:54.645			24.754	19.693	86.368	76.607								
3	11:48:06.051	1:05.037	21.038	24.309	19.690	85.054	76.607	2	11:46:59.010	1:04.365	20.719	24.174	19.472	85.487	76.519								
4	11:49:11.054	1:05.003	20.714	24.485	19.804	84.200	75.914	3	11:48:04.362	1:05.352	21.219	24.450	19.683	86.257	77.047								
5	11:50:16.913	1:05.859	21.553	24.578	19.728	84.839	75.742	4	11:49:09.034	1:04.672	20.614	24.290	19.768	85.054	76.432								
6	11:51:21.973	1:05.060	20.817	24.426	19.817	85.270	75.487	5	11:50:13.874	1:04.840	20.705	24.333	19.802	85.270	76.345								
7	11:52:27.543	1:05.570	21.311	24.586	19.673	85.054	75.914	6	11:51:18.727	1:04.853	20.948	24.348	19.557	85.162	76.172								
8	11:53:33.507	1:05.964	21.164	24.972	19.828	84.095	74.647	7	11:52:23.251	1:04.524	20.710	24.103	19.711	85.162	75.742								
9																							

SMRC Armed Forces Appreciation Raceday

Scottish Fiesta Championship

Knockhill 1.267 miles

Race 4 - 1st Race

21/06/2015 11:50

Race (12 Laps) started at 11:44:44

Lap	Time of Day	Lap Tm	S1	S2	S3	S3Spd	SFSpd	Lap	Time of Day	Lap Tm	S1	S2	S3	S3Spd	SFSpd
7	11:52:27.756	1:05.600	21.266	24.664	19.670	84.412	76.172								
8	11:53:33.603	1:05.847	21.060	25.016	19.771	82.849	74.730								
9	11:54:39.574	1:05.971	21.341	24.771	19.859	83.157	76.432								
10	11:55:44.877	1:05.303	20.922	24.507	19.874	83.571	75.828								
11	11:56:50.932	1:06.055	20.746	25.386	19.923	81.739	76.086								
12	11:57:57.307	1:06.375	20.859	24.785	20.731	78.857	70.863								

(17) Gary WEBSTER

1	11:45:57.684			25.362	20.293	83.675	76.259
2	11:47:03.821	1:06.137	21.046	24.840	20.251	84.095	77.135
3	11:48:10.409	1:06.588	21.474	24.980	20.134	84.625	76.694
4	11:49:18.453	1:08.044	21.143	26.376	20.525	82.951	76.000
5	11:50:25.855	1:07.402	21.211	25.788	20.403	83.363	76.172
6	11:51:32.562	1:06.707	21.435	25.190	20.082	83.675	76.000
7	11:52:38.995	1:06.433	21.314	24.947	20.172	83.675	75.914
8	11:53:45.201	1:06.206	21.109	24.763	20.334	84.306	76.259
9	11:54:51.400	1:06.199	20.992	24.897	20.310	84.095	76.607
10	11:55:57.716	1:06.316	20.808	25.158	20.350	83.467	76.870
11	11:57:03.820	1:06.104	20.867	25.148	20.089	84.095	76.694
12	11:58:10.337	1:06.517	20.982	25.227	20.308	83.467	76.958

(21) Annie BUTTERWORTH

1	11:46:09.620			26.537	20.534	79.700	74.813
2	11:47:16.579	1:06.959	21.368	24.758	20.833	83.989	71.467
3	11:48:22.768	1:06.189	21.268	24.783	20.138	83.675	73.583
4	11:49:29.866	1:07.098			19.961	84.200	75.742
5	11:50:37.991	1:08.125			19.972	82.645	76.086
6	11:51:44.690	1:06.699	21.545	24.943	20.211	84.625	71.239
7	11:52:50.960	1:06.270			19.920	83.989	76.345
8	11:53:57.688	1:06.728		25.291	20.190	83.989	75.233
9	11:55:04.080	1:06.392			20.403		70.196
10	11:56:10.454	1:06.374			19.863	84.732	76.000
11	11:57:16.684	1:06.230			20.254	84.839	75.914
12	11:58:23.035	1:06.351			20.155	83.054	75.233

(18) Barry FARQUHARSON

1	11:45:58.227			25.641	20.221	82.543	75.402
2	11:47:04.402	1:06.175	21.138	24.855	20.182	84.095	75.487
3	11:48:11.995	1:07.593	21.848	25.448	20.297	83.260	75.064
4	11:49:19.352	1:07.357	20.846	26.166	20.345	82.139	75.233
5	11:50:26.505	1:07.153	21.000	25.904	20.249	81.639	75.572
6	11:51:33.002	1:06.497	21.156	25.080	20.261	83.989	75.148
7	11:52:39.513	1:06.511	21.223	25.102	20.186	82.849	75.233
8	11:53:45.683	1:06.170	20.944	24.903	20.323	83.989	75.233
9	11:54:51.910	1:06.227	20.798	24.995	20.434	84.095	74.399
10	11:55:57.861	1:05.951	20.895	24.868	20.188	83.989	73.502
11	11:57:04.285	1:06.424	21.068	25.087	20.269	83.675	74.981

(20) Chris McNEILL

1	11:46:12.613			29.631	22.291	73.262	72.864
2	11:47:26.353	1:13.740	24.447	27.695	21.598	74.813	72.785
3	11:48:39.926	1:13.573	24.571	27.690	21.312	75.572	73.745
4	11:49:56.736	1:16.810	25.577	29.029	22.204	73.182	72.004
5	11:51:21.678	1:24.942	26.985	32.229	25.728	59.230	61.623
6	11:52:37.602	1:15.924	25.567	28.325	22.032	73.342	63.190
7	11:54:08.467	1:30.865	29.281	33.053	28.531	63.190	28.008

(28) David TAYLOR

1	11:46:20.203			28.557	20.572	80.561	74.481
2	11:47:27.914	1:07.711	21.631	25.647	20.433	81.048	74.730

Clerk of the Course :

Orbits

Sig :

Time :

Chief Timekeeper : Ian Sharp (SMART Timing)

Results available at www.mylaps.com and www.smart-timing.co.uk

Printed: 22/06/2015 19:26:20



SMRC Armed Forces Appreciation Raceday

Lapchart


Scottish Fiesta Championship

Knockhill 1.267 miles

Race 4 - 1st Race

21/06/2015 11:50

Race (12 Laps) started at 11:44:44



Competitors	Laps											
	1	2	3	4	5	6	7	8	9	10	11	12
Wayne MacAULEY (1)	1	31	31	31	31	31	31	31	31	31	31	31
George ORR (31)	2	31	1	1	1	1	1	1	1	1	1	1
Kevin WHYTE (7)	3	7	7	7	7	7	51	51	51	51	51	51
Chris MILFORD (51)	4	51	51	51	51	51	7	7	7	7	7	7
Peter CRUICKSHANK (61)	5	61	61	61	61	61	61	61	61	61	61	61
John BALFOUR (14)	6	14	14	14	14	14	25	25	14	14	14	14
Andrew CHRISTIE (25)	7	25	25	25	25	25	14	14	25	25	25	25
Steven GRAY (24)	8	24	24	37	37	37	37	37	37	37	37	37
Russell MORGAN (37)	9	37	37	24	24	24	24	24	24	24	24	24
Jim DEANS (50)	10	50	50	50	50	50	50	50	50	50	50	50
Josh ORR (19)	11	19	19	19	19	19	19	19	19	19	19	19
Gary WEBSTER (17)	12	17	17	17	17	17	17	17	17	17	17	17
Barry FARQUHARSON (18)	13	18	18	18	18	18	18	18	18	18	18	21
Annie BUTTERWORTH (21)	14	21	21	21	21	21	21	21	21	21	21	21
Chris McNEILL (20)	15	20	20	20	20	20	20	20				
David TAYLOR (28)	16	28	28									

Clerk of the Course :

Orbits

Sig : Time :
 Chief Timekeeper : Ian Sharp (SMART Timing)
 Results available at www.mylaps.com and www.smart-timing.co.uk



SMRC Armed Forces Appreciation Raceday

Scottish Fiesta Championship

Knockhill 1.267 miles

Race 14 - 2nd Race

21/06/2015 16:35

Race (13 Laps) started at 16:42:43

POLE POSITION

2
1 Wayne MacAULEY

4
7 Kevin WHYTE

6
14 John BALFOUR

8
37 Russell MORGAN

10
50 Jim DEANS

12
17 Gary WEBSTER

14
18 Barry FARQUHARSON

16
28 David TAYLOR

1
31 George ORR

3
51 Chris MILFORD

5
61 Peter CRUICKSHANK

7
25 Andrew CHRISTIE

9
24 Steven GRAY

11
19 Josh ORR

13
21 Annie BUTTERWORTH

15
20 Chris McNEILL

1

2

3

4

5

6

7

8

Clerk of the Course :

Sig : Time :

Chief Timekeeper : Ian Sharp (SMART Timing)

Results available at www.mylaps.com and www.smart-timing.co.uk

Printed: 22/06/2015 19:27:18

Orbits



SMRC Armed Forces Appreciation Raceday

Sorted on Laps

Scottish Formula Ford 1600 Championship

Knockhill 1.267 miles

Race 5 - 1st Race

21/06/2015 12:15

Race (12 Laps) started at 12:16:49

Pos	No.	Name	Make/Model	CC	Class Code	Laps	Total Tm	Diff	Best Tm	In Lap	Best Speed
1	78	Adam MacKAY	Ray GR14	1600	FF16A	12	11:12.435		55.497	6	82.182
2	25	Neil MacLENNAN	Ray GR09	1600	FF16A-N	12	11:12.570	0.135	55.220	9	82.594
3	33	Jordan GRONKOWSKI	Van Diemen RF90	1600	FF16A	12	11:15.942	3.507	55.576	6	82.065
4	92	Matthew CHISHOLM	Van Diemen RF92	1600	FF16B	12	11:34.980	22.545	56.680	8	80.466
5	3	Neil BROOME	Swift SC93C	1600	FF16B	12	11:41.320	28.885	56.869	7	80.199
6	6	Sebastian MELROSE	Ray GR14	1600	FF16A-N	12	11:45.663	33.228	57.134	6	79.827
7	10	Fergus BARLOW	Ray GR09	1600	FF16A-N	12	11:49.024	36.589	57.583	3	79.205
8	99	Stephen BARLOW	Ray 98	1600	FF16A-N	12	11:54.089	41.654	58.338	10	78.180
9	70	David THORBURN	Ray GR15	1600	FF16A	12	11:58.913	46.478	57.849	7	78.840

Not classified

DNF	79	Phil HOOKER	Ray GR14	1600	FF16A-N	11	10:49.137	DNF	57.267	10	79.642
DNS	16	Ivor MAIRS	Mondiale	1600	FF16B			DNS		0	-

Margin of Victory	Avg. Speed	Best Lap Tm	Best Speed	Best Lap by
0.135	81.391	55.220	82.594	25 - Neil MacLENNAN

Clerk of the Course :

Orbits

Sig : Time :
 Chief Timekeeper : Ian Sharp (SMART Timing)

Results available at www.mylaps.com and www.smart-timing.co.uk

Printed: 22/06/2015 19:32:14



SMRC Armed Forces Appreciation Raceday

Scottish Formula Ford 1600 Championship

Knockhill 1.267 miles

Race 5 - 1st Race

21/06/2015 12:15

Race (12 Laps) started at 12:16:49

Lap	Time of Day	Lap Tm	S1	S2	S3	S3Spd	SFSpd
(78) Adam MacKAY							
1	12:17:49.430			21.561	16.838	102.768	92.181
2	12:18:45.590	56.160	18.124	21.361	16.675	101.524	92.690
3	12:19:41.405	55.815	17.975	21.163	16.677	102.298	92.947
4	12:20:36.977	55.572	17.828	21.154	16.590	102.611	92.818
5	12:21:32.483	55.506	17.838	21.074	16.594	103.084	92.947
6	12:22:27.980	55.497	17.873	21.046	16.578	102.926	93.726
7	12:23:23.634	55.654	17.835	21.122	16.697	103.242	93.595
8	12:24:19.299	55.665	17.964	21.099	16.602	102.768	93.857
9	12:25:14.833	55.534	17.732	21.163	16.639	102.926	93.595
10	12:26:10.554	55.721	17.798	21.222	16.701	103.084	93.857
11	12:27:06.514	55.960	18.044	21.090	16.826	102.926	94.518
12	12:28:02.283	55.769	17.825	21.181	16.763	102.454	93.988

(25) Neil MacLENNAN							
1	12:17:49.525			21.643	17.103	100.011	90.077
2	12:18:46.063	56.538	18.385	21.340	16.813	101.524	93.988
3	12:19:41.711	55.648	17.986	21.057	16.605	103.882	94.651
4	12:20:37.350	55.639	17.944	20.980	16.715	103.561	94.252
5	12:21:32.676	55.326	17.878	20.942	16.506	104.043	94.651
6	12:22:28.247	55.571	18.103	21.036	16.432	104.529	95.459
7	12:23:23.750	55.503	17.792	21.124	16.587	104.692	95.188
8	12:24:19.910	56.160	18.675	20.955	16.530	103.721	94.785
9	12:25:15.130	55.220	17.707	20.938	16.575	104.692	94.785
10	12:26:10.721	55.591	17.768	21.141	16.682	104.692	95.459
11	12:27:06.717	55.996	18.106	21.063	16.827	103.402	95.188
12	12:28:02.418	55.701	17.926	21.088	16.687	103.242	95.188

(33) Jordan GRONKOWSKI							
1	12:17:50.017			21.637	17.125	102.142	91.802
2	12:18:46.347	56.330	18.123	21.290	16.917	103.084	92.562
3	12:19:42.444	56.097	17.894	21.249	16.954	103.721	92.308
4	12:20:38.401	55.957	17.808	21.207	16.942	102.768	92.308
5	12:21:34.159	55.758	17.804	21.116	16.838	102.768	92.181
6	12:22:29.735	55.576	17.796	21.055	16.725	103.882	92.690
7	12:23:25.714	55.979	17.729	21.084	17.166	102.768	90.686
8	12:24:21.601	55.887	17.916	21.206	16.765	102.611	92.181
9	12:25:17.780	56.179	17.907	21.376	16.896	102.142	92.181
10	12:26:13.524	55.744	17.804	21.229	16.711	103.084	92.435
11	12:27:09.629	56.105	17.882	21.203	17.020	101.832	93.205
12	12:28:05.790	56.161	18.030	21.271	16.860	102.298	92.947

(92) Matthew CHISHOLM							
1	12:17:53.686			22.298	17.545	97.967	88.767
2	12:18:52.425	58.739	18.905	22.042	17.792	100.460	90.198
3	12:19:50.640	58.215	18.994	22.071	17.150	100.161	89.002
4	12:20:48.303	57.663	18.647	21.859	17.157	98.979	89.477
5	12:21:46.093	57.790	18.774	21.924	17.092	98.979	90.198
6	12:22:42.875	56.782	18.303	21.584	16.895	98.979	90.198
7	12:23:39.673	56.798	18.295	21.465	17.038	98.979	90.442
8	12:24:36.353	56.680	18.165	21.525	16.990	99.566	90.077
9	12:25:33.362	57.009	18.469	21.549	16.991	99.125	90.198
10	12:26:30.556	57.194	18.282	21.699	17.213	98.688	89.836
11	12:27:27.339	56.783	18.233	21.628	16.922	99.125	90.686
12	12:28:24.828	57.489	18.607	21.854	17.028	98.979	89.836

(3) Neil BROOME							
1	12:17:53.525			22.298	17.162	101.524	90.442
2	12:18:51.988	58.463	18.783	22.183	17.497	99.272	90.932
3	12:19:50.706	58.718	18.885	22.368	17.465	100.611	91.427
4	12:20:48.514	57.808	19.056	21.747	17.005	102.926	92.181
5	12:21:46.276	57.762	18.802	22.013	16.947	100.161	91.928
6	12:22:44.936	58.660	19.441	22.168	17.051	100.460	91.802
7	12:23:41.805	56.869	18.264	21.755	16.850	102.142	92.947
8	12:24:39.174	57.369	18.386	21.552	17.431	103.084	91.303
9	12:25:37.209	58.035	19.077	21.803	17.155	103.242	92.308
10	12:26:34.588	57.379	18.686	21.459	17.234	103.084	90.442
11	12:27:32.568	57.980	19.234	21.462	17.284	102.454	92.181
12	12:28:31.168	58.600	18.396	21.831	18.373	102.454	85.162

(6) Sebastian MELROSE							
1	12:17:54.167			22.345	17.258	103.561	92.947
2	12:18:52.196	58.029	18.806	21.734	17.489	101.832	91.802

Lap	Time of Day	Lap Tm	S1	S2	S3	S3Spd	SFSpd
3	12:19:50.935	58.739	19.299	22.325	17.115	103.721	93.076
4	12:20:48.888	57.953	19.006	21.860	17.087	104.692	93.465
5	12:21:46.586	57.698	18.626	21.897	17.175	96.005	93.857
6	12:22:43.720	57.134	18.579	21.605	16.950	103.242	93.595
7	12:23:41.270	57.550	18.254	22.184	17.112	102.142	93.335
8	12:24:39.290	58.020	18.465	21.652	17.903	102.926	92.181
9	12:25:36.908	57.618	18.731	21.813	17.074	102.454	92.435
10	12:26:34.620	57.712	18.326	21.798	17.588	102.142	92.818
11	12:27:32.222	57.602	18.565	21.938	17.099	101.678	93.335
12	12:28:35.511	1:03.289	18.519	21.809	22.961	101.832	70.640

(10) Fergus BARLOW							
1	12:17:55.582						
2	12:18:54.424	58.842		22.792	17.384		91.303
3	12:19:52.007	57.583			17.543	100.310	92.308
4	12:20:49.687	57.680	18.633	21.889	17.158	104.204	120.049
5	12:21:48.236	58.549	19.405	22.254	16.890	101.218	91.055
6	12:22:46.216	57.980	18.906	22.128	16.946	101.524	90.564
7	12:23:44.483	58.267			16.966	101.832	91.055
8	12:24:43.651	59.168		22.024	18.172		91.179
9	12:25:44.112	1:00.461	20.264	22.315	17.882		90.809
10	12:26:42.789	58.677	19.254	21.941	17.482	101.218	90.686
11	12:27:40.820	58.031	18.981	21.806	17.244	100.762	92.181
12	12:28:38.872	58.052	18.572	22.186	17.294	99.272	92.308

(99) Stephen BARLOW							
1	12:17:56.410				23.558	22.783	17.540
2	12:18:55.241	58.831	18.908	22.495	17.428	99.863	89.957
3	12:19:53.676	58.435	18.962	22.204	17.269	99.419	89.836
4	12:20:52.674	58.998	19.041	22.265	17.692	99.566	89.477
5	12:21:51.468	58.794	19.034	22.311	17.449	99.272	89.358
6	12:22:50.027	58.559	18.975	22.316	17.268	98.833	89.477
7	12:23:48.799	58.772	19.002	22.424	17.346	98.543	89.836
8	12:24:47.889	59.090	19.231	22.352	17.507	98.979	89.957
9	12:25:46.686	58.797	19.054	22.427	17.316	98.833	89.596
10	12:26:45.024	58.338	18.872	22.269	17.197	99.566	89.957
11	12:27:44.759	59.735	19.351	22.916	17.468	98.398	89.239
12	12:28:43.937	59.178	19.161	22.616	17.401	98.543	89.239

(70) David THORBURN							
1	12:17:54.224					22.486	17.380
2	12:18:52.731	58.507	19.188	21.958	17.361	101.371	90.932
3	12:19:51.618	58.887	19.062	22.415	17.410	102.926	91.179
4	12:20:49.686	58.068	18.764	21.810	17.494	101.678	91.303
5	12:21:49.205	59.519	19.571	22.595	17.353	101.832	91.303
6	12:22:47.875	58.670	19.519	21.927	17.224	103.561	91.928
7	12:23:45.724	57.849	18.484	21.981	17.384	102.298	91.055
8	12:24:43.699	57.975	18.650	21.906	17.419	102.611	91.677

SMRC Armed Forces Appreciation Raceday

Lapchart


Scottish Formula Ford 1600 Championship

Knockhill 1.267 miles

Race 5 - 1st Race

21/06/2015 12:15

Race (12 Laps) started at 12:16:49



Competitors	Laps												
	1	2	3	4	5	6	7	8	9	10	11	12	
Adam MacKAY (78)	1	78	78	78	78	78	78	78	78	78	78	78	78
Neil MacLENNAN (25)	2	25	25	25	25	25	25	25	25	25	25	25	25
Jordan GRONKOWSKI (33)	3	33	33	33	33	33	33	33	33	33	33	33	33
Neil BROOME (3)	4	3	3	92	92	92	92	92	92	92	92	92	92
Matthew CHISHOLM (92)	5	92	6	3	3	3	6	6	3	6	3	6	3
Sebastian MELROSE (6)	6	6	92	6	6	6	3	3	6	3	6	3	6
David THORBURN (70)	7	70	70	70	70	10	10	10	10	70	70	70	10
Fergus BARLOW (10)	8	10	10	10	10	70	79	70	70	79	79	79	99
Phil HOOKER (79)	9	79	79	79	79	70	79	79	10	10	10	10	70
Stephen BARLOW (99)	10	99	99	99	99	99	99	99	99	99	99	99	99
-	11												

Clerk of the Course :

Orbits

Sig : Time :
 Chief Timekeeper : Ian Sharp (SMART Timing)
 Results available at www.mylaps.com and www.smart-timing.co.uk



SMRC Armed Forces Appreciation Raceday

Scottish Formula Ford 1600 Championship

Knockhill 1.267 miles

Race 15 - 2nd Race

21/06/2015 17:00

Race (12 Laps) started at 17:11:00

POLE POSITION

2	25 Neil MacLENNAN
4	92 Matthew CHISHOLM
6	6 Sebastian MELROSE
8	99 Stephen BARLOW
10	79 Phil HOOKER

1	78 Adam MacKAY
3	33 Jordan GRONKOWSKI
5	3 Neil BROOME
7	10 Fergus BARLOW
9	70 David THORBURN
11	16 Ivor MAIRS

1
2
3
4
5
6

Clerk of the Course :

Orbits

Sig : Time :
Chief Timekeeper : Ian Sharp (SMART Timing)
Results available at www.mylaps.com and www.smart-timing.co.uk

Printed: 22/06/2015 19:33:48



SMRC Armed Forces Appreciation Raceday

Sorted on Laps

Scottish Saloons & Sportscars Championship

Knockhill 1.267 miles

Race 6 - 1st Race

21/06/2015 12:35

Race (14 Laps) started at 12:42:18

Pos	No.	Name	Make/Model	CC	Class	Laps	Total Tm	Diff	Best Tm	In Lap	Best Speed
1	51	Roddie PATERSON	Caterham	2300	A3	14	14:22.830		52.738	14	86.481
2	88	Ian DONALDSON	Mitsubishi Evo	2000	A1	14	14:24.934	2.104	53.450	10	85.329
3	78	David HEADEN	Caterham CSR	2300	A3	14	14:32.332	9.502	52.978	6	86.089
4	79	Paul BRYDON	BMW M3	3200T	A2	14	14:34.582	11.752	51.939	4	87.811
5	8	Finlay CROCKER	Seat Leon Eurocup	2000	A2	14	14:35.107	12.277	54.310	10	83.978
6	54	Andrew MORRISON	Seat Leon Cupra	1994	A2	14	14:38.106	15.276	54.514	10	83.664
7	4	Mark DAWSON	VW Corrado	1900	B1	14	15:04.949	42.119	56.940	4	80.099
8	33	Stephen HENDERSON	Sylva Riot	1800	A3	14	15:05.575	42.745	57.106	14	79.866
9	99	John WILSON	Ford Focus RS	2500	B1	14	15:17.420	54.590	58.781	2	77.590
10	89	William ROBSON	Ford Focus RS	2500	B1	14	15:23.081	1:00.251	59.910	12	76.128
11	80	Iain SINCLAIR	Westfield	1998	B2	13	14:26.824	1 Lap	59.416	4	76.761
12	9	Martin McGEOUGH	Subaru Impreza	2000	B1	13	14:43.698	1 Lap	58.879	3	77.461
13	55	Fiona KINDNESS	Subaru Impreza	2350	A1	13	15:03.261	1 Lap	57.881	2	78.797
14	35	Andrew MACKIE	Mitsubishi Evo	2000	B1	13	15:37.020	1 Lap	57.974	4	78.670
15	97	Oilly ROSS	Mazda MX5	1600	MX5	12	14:48.422	2 Laps	1:05.931	12	69.176
16	92	Michael KELLY	Mazda MX5	1600	MX5	12	14:48.726	2 Laps	1:05.765	12	69.351
17	93	David SMAIL	Mazda MX5	1600	MX5	12	15:26.840	2 Laps	1:11.658	9	63.647

Not classified

DNF	34	Ian CREHAN	Mazda MX5	1600	MX5	10	13:15.798	DNF	1:09.978	2	65.175
DNF	27	David BREWIS	ADR Sport	998	A3	4	7:32.557	DNF	59.911	2	76.127
DNF	59	Gary WAIT	Ford Sierra Cosworth	2000	A2	2	2:17.687	DNF	1:06.397	2	68.690

Announcements

Race distance increased to 14 Laps - 2 Laps completed behind the Safety Car.

New Track Record (59.416) for SMRC Sports/Sal. (B2) by Iain SINCLAIR.

New Track Record (56.940) for SMRC Sports/Sal. (B1) by Mark DAWSON.

New Track Record (52.738) for SMRC Sports/Sal. (A3) by Roddie PATERSON.

New Track Record (1:05.765) for SMRC Mazda MX5 by Michael KELLY.

Margin of Victory	Avg. Speed	Best Lap Tm	Best Speed	Best Lap by
2.104	74.003	51.939	87.811	79 - Paul BRYDON

Clerk of the Course :

Orbits

Sig : Time :

Chief Timekeeper : Ian Sharp (SMART Timing)

Results available at www.mylaps.com and www.smart-timing.co.uk

Printed: 22/06/2015 22:17:55



SMRC Armed Forces Appreciation Raceday

Scottish Saloons & Sportscars Championship

Knockhill 1.267 miles

Race 6 - 1st Race

21/06/2015 12:35

Race (14 Laps) started at 12:42:18

Lap	Time of Day	Lap Tm	S1	S2	S3	S3Spd	SFSpd	Lap	Time of Day	Lap Tm	S1	S2	S3	S3Spd	SFSpd
(51) Roddie PATERSON								(54) Andrew MORRISON							
1	12:43:18.545			21.842	16.181	114.714	109.474	9	12:52:18.711	55.001	17.879	20.818	16.304	108.764	100.611
2	12:44:13.815	55.270	18.136	21.279	15.855	116.506	110.374	10	12:53:13.021	54.310	17.344	20.628	16.338	109.474	100.460
3	12:45:08.281	54.466	17.768	20.885	15.813		110.193	11	12:54:07.603	54.582	17.408	20.759	16.415	108.764	100.011
4	12:46:02.275	53.994	17.590	20.639	15.765	116.506	110.739	12	12:55:02.946	55.343	17.664	21.289	16.390	108.941	99.863
5	12:46:57.537	55.262	17.713	21.672	15.877		109.832	13	12:55:58.277	55.331	17.738	21.076	16.517	108.064	99.863
6	12:47:52.192	54.655	17.761	20.579	16.315	116.709	92.818	14	12:56:53.425	55.148	17.733	20.948	16.467	109.296	100.011
7	12:49:55.812	2:03.620	36.940	51.680	35.000	29.945	49.055	(54) Andrew MORRISON							
8	12:51:21.128	1:25.316	32.951	34.116	18.249	79.511	110.012	1	12:43:21.533			22.089	16.644	113.357	104.043
9	12:52:14.741	53.613	17.663	20.561	15.389		111.105	2	12:44:19.386	57.853	18.500	21.999	17.354	113.166	100.460
10	12:53:07.789	53.048	16.995	20.557	15.496	119.835	111.846	3	12:45:15.932	55.546	18.492	21.796	16.258	113.742	103.084
11	12:54:01.878	54.089	16.959	20.691	16.439	116.709	108.064	4	12:46:11.492	55.560	18.028	21.152	16.380	112.033	102.611
12	12:54:55.250	53.372	17.299	20.701	15.372	119.196	112.408	5	12:47:07.188	55.696	17.666	21.564	16.466	113.742	103.561
13	12:55:48.410	53.160	17.476	20.374	15.310	120.049	111.846	6	12:48:02.507	55.319	17.695	20.974	16.650	112.408	98.254
14	12:56:41.148	52.738			15.419	116.709	112.033	7	12:50:01.720	1:59.213	31.275	53.921	34.017	33.790	57.259
(88) Ian DONALDSON								8	12:51:25.178	1:23.458	31.907	33.480	18.071	77.313	103.084
1	12:43:15.507			20.914	15.948	120.697	111.846	9	12:52:20.422	55.244	17.942	20.920	16.382	112.976	102.768
2	12:44:09.399	53.892	17.601	20.635	15.656	120.265	112.220	10	12:53:14.936	54.514	17.568	20.753	16.193	113.357	102.611
3	12:45:03.071	53.672	17.374	20.579	15.719	120.697	111.290	11	12:54:09.558	54.622	17.528	20.843	16.251	112.597	101.678
4	12:45:56.735	53.664	17.489	20.493	15.682	120.915	112.033	12	12:55:05.124	55.566	18.447	20.859	16.260	112.597	102.454
5	12:46:51.170	54.435	17.470	21.038	15.927	119.621	111.846	13	12:56:00.678	55.554	17.619	21.397	16.538	112.786	102.611
6	12:47:49.145	57.975	17.505	21.011	19.459	118.985	46.441	14	12:56:56.424	55.746	18.273	21.109	16.364	112.220	102.768
7	12:49:54.693	2:05.548	38.659	51.742	35.147	32.109	49.199	(4) Mark DAWSON							
8	12:51:19.633	1:24.940	32.305	33.660	18.975	69.977	105.184	1	12:43:23.182			22.073	17.157	113.357	100.611
9	12:52:13.546	53.913	17.694	20.661	15.558	119.621	113.357	2	12:44:21.250	58.068	18.876	22.157	17.035	113.935	101.832
10	12:53:06.996	53.450	17.486	20.463	15.501	121.352	113.357	3	12:45:20.216	58.966	19.344	21.967	17.655	116.912	101.678
11	12:54:01.893	54.897	17.330	21.102	16.465	120.697	110.193	4	12:46:17.156	56.940	18.497	21.606	16.837	116.506	104.204
12	12:54:56.028	54.135	18.038	20.502	15.595	121.572	113.357	5	12:47:15.150	57.994	19.057	22.091	16.846	115.703	104.692
13	12:55:49.786	53.758	17.805	20.555	15.398	121.572	114.129	6	12:48:16.298	1:01.148	19.605	21.940	19.603	113.935	84.200
14	12:56:43.252	53.466	17.258	20.456	15.752	116.103	112.786	7	12:50:05.240	1:48.942	23.697	51.995	33.250	37.282	48.770
(78) David HEADEN								8	12:51:31.346	1:26.106	31.846	33.529	20.731	64.156	86.479
1	12:43:20.947			22.031	16.647	113.166	109.832	9	12:52:31.753	1:00.407	20.252	22.586	17.569	112.976	100.762
2	12:44:19.163	58.216	19.197	22.313	16.706	117.321	110.193	10	12:53:29.603	57.850	18.651	22.097	17.102	113.742	101.218
3	12:45:14.092	54.929	18.513	21.141	15.275	119.835	111.474	11	12:54:28.531	58.928	18.512	22.802	17.614	110.922	100.161
4	12:46:09.838	55.746	18.514	21.004	16.228	115.107	111.660	12	12:55:26.603	58.072	18.841	22.061	17.170	113.742	99.863
5	12:47:06.023	56.185	17.305	23.164	15.716	118.565	112.597	13	12:56:25.181	58.578	19.050	22.579	16.949	113.935	100.914
6	12:47:59.001	52.978	17.036	20.788	15.154	117.526	112.220	14	12:57:23.267	58.086	18.709	22.249	17.128	114.518	96.281
7	12:49:58.572	1:59.571	32.766	52.383	34.422	34.169	56.157	(33) Stephen HENDERSON							
8	12:51:22.696	1:24.124	32.623	33.286	18.215	82.951	111.290	1	12:43:26.651			24.043	17.809	100.011	93.595
9	12:52:17.089	54.393	17.496	21.062	15.835	115.703	112.220	2	12:44:26.297	59.646	18.820	22.989	17.837	102.142	93.335
10	12:53:10.376	53.287	17.261	20.596	15.430	115.903	110.922	3	12:45:25.033	58.736	18.866	22.729	17.141	103.084	93.205
11	12:54:03.955	53.579	17.074	20.778	15.727	114.714	109.653	4	12:46:24.042	59.009	18.724	22.677	17.608	100.762	93.595
12	12:54:57.687	53.732	17.296	20.354	16.082	115.305	110.012	5	12:47:22.518	58.476	18.959	22.437	17.080	101.066	93.465
13	12:55:52.962	55.275	17.658	22.000	15.617	113.935	109.653	6	12:48:28.947	1:06.429	18.518	24.181	23.730	72.314	60.457
14	12:56:50.650	57.688	17.746	21.553	18.389	108.941	82.543	7	12:50:07.218	1:38.271	25.837	39.215	33.219	35.135	51.861
(79) Paul BRYDON								8	12:51:34.088	1:26.870	32.361	32.602	21.907	61.850	82.849
1	12:43:19.843						80.658	9	12:52:33.895	59.807	19.174	23.655	16.978	101.832	95.053
2	12:44:17.661	57.818			18.609		22.580	10	12:53:32.711	58.816	18.438	23.062	17.316	98.979	93.205
3	12:45:10.337	52.676			16.346		96.419	11	12:54:31.321	58.610	19.207	22.441	16.962	100.762	93.205
4	12:46:02.276	51.939			13.168			12	12:55:28.737	57.416	18.373	22.367	16.676	101.524	95.053
5	12:47:00.771	58.495			16.250		107.201	13	12:56:26.787	58.050	18.856	22.384	16.810	102.142	94.651
6	12:47:56.990	56.219			16.316		93.857	14	12:57:23.893	57.106	18.271	22.168	16.667	102.454	95.595
7	12:49:58.000	2:01.010			34.712		49.599	(99) John WILSON							
8	12:51:22.201	1:24.201			18.486	89.957	109.832	1	12:43:24.316			22.765	17.399	113.742	98.688
9	12:52:17.458	55.257			16.373		85.162	2	12:44:23.097	58.781	19.083	22.392	17.306	114.129	100.914
10	12:53:09.718	52.260			13.752			3	12:45:22.150	59.053	19.018	22.717	17.318	113.935	99.125
11	12:54:07.177	57.459					88.183	4	12:46:23.642	1:01.492	20.544	23.324	17.624	111.846	98.979
12	12:55:02.331	55.154			16.132		106.859	5	12:47:23.795	1:00.153	19.812	22.716	17.625	114.129	97.540
13	12:55:57.593	55.262			16.225		92.308	6	12:48:29.577	1:05.782	19.595	23.476	22.711	83.260	63.429
14	12:56:52.900	55.307			16.333		105.515	7	12:50:08.043	1:38.466	26.101	39.307	33.058	36.235	53.049
(8) Finlay CROCKER								8	12:51:33.432	1:25.389	32.433	32.528	20.428	66.840	96.558
1	12:43:20.991			22.224	17.035	107.544	100.460	9	12:52:33.152	59.720	19.487	22.976	17.257	113.166	100.011
2	12:44:17.662	56.671	18.552	21.518	16.601	109.653	100.762	10	12:53:32.871	59.719	18.875	23.031	17.813	113.166	100.161
3	12:45:13.633	55.971	18.297	21.129	16.545	108.588	99.419	11	12:54:33.152	1:00.281	20.020	22.794	17.467	113.166	99.272
4	12:46:10.210	56.577	18.633	21.199	16.745	108.941	100.460	12	12:55:33.661	1:00.509	19.490	23.239	17.780	110.556	102.298
5	12:47:06.585	56.375	17.680	22.018	16.677	107.717	100.161	13	12:56:34.436	1:00.775	19.542	23.103	18.130	112.786	98.111
6	12:48:01.656	55.071	17.775	20.885	16.411	109.653	100.161	14	12:57:35.738	1:01.302	19.848	23.296	18.158	111.660	95.459
7	12:49:58.933	1:57.277	31.038	53.031	33.208</										

SMRC Armed Forces Appreciation Raceday

Scottish Saloons & Sportscars Championship

Knockhill 1.267 miles

Race 6 - 1st Race

21/06/2015 12:35

Race (14 Laps) started at 12:42:18

Lap	Time of Day	Lap Tm	S1	S2	S3	S3Spd	SFSpd	Lap	Time of Day	Lap Tm	S1	S2	S3	S3Spd	SFSpd
3	12:45:28.673	1:00.400	19.525	23.392	17.483	107.717	101.524	1	12:43:34.408			26.579	20.351	83.260	76.172
4	12:46:29.345	1:00.672	19.539	23.167	17.966	107.544	102.768	2	12:44:42.497	1:08.089	22.403	25.588	20.098	85.925	75.402
5	12:47:29.907	1:00.562	19.332	23.128	18.102	107.717	99.125	3	12:45:50.008	1:07.511	21.641	25.442	20.428	84.095	76.782
6	12:48:32.643	1:02.736	20.634	23.438	18.664	98.833	78.032	4	12:46:57.954	1:07.946	22.338	25.597	20.011	84.518	76.782
7	12:50:11.900	1:39.257	29.853	37.851	31.553	35.848	53.345	5	12:48:05.070	1:07.116	21.969	24.893	20.254	84.200	77.313
8	12:51:37.837	1:25.937	31.855	33.480	20.602	60.078	101.066	6	12:50:03.482	1:58.412	31.037	53.961	33.414	34.361	54.338
9	12:52:38.244	1:00.407	19.469	23.164	17.774	108.588	101.832	7	12:51:29.374	1:25.892	31.360	33.725	20.807	70.863	76.607
10	12:53:38.238	59.994	19.454	23.092	17.448	109.296	102.454	8	12:52:36.650	1:07.276	21.502	25.593	20.181	83.885	76.694
11	12:54:38.508	1:00.270	19.428	23.396	17.446	107.544	100.914	9	12:53:43.854	1:07.204	21.749	25.102	20.353	83.885	73.502
12	12:55:38.418	59.910	19.478	23.019	17.413	108.941	101.218	10	12:54:51.742	1:07.888	22.213	25.376	20.299	83.989	76.782
13	12:56:39.620	1:01.202	19.865	23.718	17.619	108.413	99.272	11	12:56:00.809	1:09.067	22.102	26.703	20.262	83.780	76.958
14	12:57:41.399	1:01.779	20.235	23.680	17.864	104.856	97.824	12	12:57:06.740	1:05.931	20.939	24.937	20.055	85.162	73.907

(80) Iain SINCLAIR

1	12:43:29.340			25.156	17.767	101.987	95.323
2	12:44:29.864	1:00.524	19.852	23.364	17.308	102.768	96.419
3	12:45:29.916	1:00.052	19.625	22.940	17.487	103.561	95.323
4	12:46:29.332	59.416	19.238	22.767	17.411	104.366	95.595
5	12:47:29.854	1:00.522	19.724	23.317	17.481	102.298	94.518
6	12:48:32.260	1:02.406	21.228	23.305	17.873	100.762	93.465
7	12:50:11.392	1:39.132	29.427	37.694	32.011	35.867	53.686
8	12:51:38.216	1:26.824	31.533	33.332	21.959	57.653	88.299
9	12:52:41.762	1:03.546	21.585	23.975	17.986	98.398	91.928
10	12:53:43.432	1:01.670	20.017	23.769	17.884	97.540	93.335
11	12:54:43.617	1:00.185	19.543	23.024	17.618	97.967	91.928
12	12:55:44.015	1:00.398	19.809	23.135	17.454	100.611	92.308
13	12:56:45.142	1:01.127	19.365	23.931	17.831	97.540	91.179

(92) Michael KELLY

1	12:43:34.491			27.324	20.197	83.780	76.259
2	12:44:42.685	1:08.194	22.043	25.732	20.419	84.200	75.742
3	12:45:50.128	1:07.443	21.787	25.403	20.253	84.200	76.345
4	12:46:58.748	1:08.620	22.406	25.922	20.292	85.379	76.086
5	12:48:06.700	1:07.952	21.864	25.522	20.566	83.885	69.904
6	12:50:04.632	1:57.932	30.571	53.738	33.623	34.556	49.380
7	12:51:30.869	1:26.237	30.892	33.753	21.592	69.977	76.782
8	12:52:39.220	1:08.351	21.985	26.237	20.129	84.412	77.313
9	12:53:47.227	1:08.007	21.397	26.366	20.244	81.938	76.519
10	12:54:54.268	1:07.041	21.415	25.196	20.430	84.518	78.123
11	12:56:01.279	1:07.011	21.683	25.410	19.918	85.596	77.313
12	12:57:07.044	1:05.765	21.063	24.975	19.727	85.925	76.958

(9) Martin McGEOUGH

1	12:43:27.828				18.245		87.153
2	12:44:31.038	1:03.210	20.480	24.372	18.358	95.868	89.477
3	12:45:29.917	58.879			14.675		
4	12:46:35.636	1:05.719			18.074		88.532
5	12:47:38.200	1:02.564	20.236	23.965	18.363		89.002
6	12:48:44.516	1:06.316	20.354	24.554	21.408		70.863
7	12:50:13.605	1:29.089	24.718	34.681	29.690	45.099	224.440
8	12:51:42.322	1:28.717	31.815	34.338	22.564		74.813
9	12:52:47.188	1:04.866	20.268	26.040	18.558		89.477
10	12:53:49.908	1:02.720	20.481	23.988	18.251	94.785	80.081
11	12:54:53.227	1:03.319			18.616		87.608
12	12:55:58.710	1:05.483			19.048		90.077
13	12:57:02.016	1:03.306	20.679	24.236	18.391	93.726	87.266

(93) David SMAIL

1	12:43:37.551			28.440	27.202	21.019	81.244	73.907
2	12:44:49.595	1:12.044	23.493	27.667	20.884	80.853	72.864	
3	12:46:01.794	1:12.199	23.165	28.007	21.027	79.985	73.826	
4	12:47:15.902	1:14.108	24.509	28.515	21.084	80.176	72.706	
5	12:48:31.510	1:15.608	23.625	28.757	23.226	73.745	69.542	
6	12:50:09.467	1:37.957	25.898	39.753	32.306	36.452	54.338	
7	12:51:37.932	1:28.465	32.245	32.892	33.328	63.609	70.343	
8	12:52:51.952	1:14.020	24.109	29.102	20.809	79.136	74.316	
9	12:54:03.610	1:11.658	23.091	26.905	21.662	81.639	63.790	
10	12:55:18.412	1:14.802	26.176	27.353	21.273	80.755	72.706	
11	12:56:30.737	1:12.325	23.136	27.844	21.345	74.070	75.828	
12	12:57:45.158	1:14.421	24.601	28.648	21.172	78.032	74.897	

(55) Fiona KINDNESS

1	12:43:19.844			21.958	16.399	115.703	103.242
2	12:44:17.725	57.881	19.653	21.936	16.292	116.103	104.366
3	12:45:20.265	1:02.540	20.358	23.073	19.109	94.252	86.368
4	12:46:27.858	1:07.593	22.232	25.466	19.895	89.358	81.244
5	12:47:37.031	1:09.173	22.534	25.902	20.737	80.658	74.564
6	12:48:49.927	1:12.896	23.645	27.494	21.757	77.402	73.422
7	12:50:15.549	1:25.622	23.224	32.806	29.592	34.309	75.148
8	12:51:42.708	1:27.159	31.052	33.907	22.200	58.203	85.925
9	12:52:48.291	1:05.583	20.918	25.552	19.113	90.077	87.608
10	12:53:52.275	1:03.984	20.943	24.083	18.958	92.818	85.379
11	12:54:58.518	1:06.243	21.820	24.857	19.566	89.716	85.162
12	12:56:09.351	1:10.833	22.895	26.974	20.964	79.700	76.782
13	12:57:21.579	1:12.228	23.615	27.245	21.368	76.607	71.696

(34) Ian CREHAN

1	12:43:36.267			27.845	20.379	80.950	73.262
2	12:44:46.245	1:09.978			20.896	81.739	70.491
3	12:45:57.377	1:11.132	23.223	27.243	20.666	81.343	73.745
4	12:47:26.410	1:29.033			23.034	79.230	68.758
5	12:48:44.019	1:17.609			23.428	69.398	68.687
6	12:50:13.604	1:29.585			30.864	44.858	62.022
7	12:51:42.321	1:28.717	31.015	34.051	23.651	62.659	72.392
8	12:52:52.938	1:10.617	22.530	27.655	20.432	80.081	74.152
9	12:54:21.835	1:28.897	22.817	27.058	39.022	80.176	64.651
10	12:55:34.116	1:12.281			21.237		73.826

(35) Andrew MACKIE

1	12:43:22.673			22.146	17.344	112.220	103.402
2	12:44:20.833	58.160	19.002	22.278	16.880	112.976	103.721
3	12:45:18.871	58.038	19.365	22.017	16.656	113.742	104.692
4	12:46:16.845	57.974	19.162	21.817	16.995	113.935	105.020
5	12:47:15.031	58.186	19.082	22.091	17.013	113.549	99.566
6	12:48:27.802	1:12.771	20.528	28.118	24.125	71.089	61.454
7	12:50:06.220	1:38.418	26.174	38.956	33.288	36.491	53.176
8	12:51:34.547	1:28.327	32.437	32.545	23.345	62.194	65.921
9	12:52:49.552	1:15.005	24.208	27.447	23.350	71.543	64.279
10	12:54:06.153	1:16.601	24.089	28.171	24.341	72.159	62.776
11	12:55:23.346	1:17.193	25.434	28.439	23.320	70.938	63.309
12	12:56:40.445	1:17.099	25.167	28.638	23.294	70.938	63.912
13	12:57:55.338	1:14.893	24.004	28.004	22.885	71.850	62.600

(27) David BREWIS

1	12:43:25.516			23.229	17.764	105.848	97.540
2	12:44:25.427	59.911	19.574	23.113	17.224	102.926	97.824
3	12:45:25.413	59.986	19.291	22.902	17.793	105.349	98.111
4	12:46:25.875	4:25.462	19.569	23.620	3:42.273	101.987	10.813

(97) Ollly ROSS

Clerk of the Course :

Sig : Time :
Chief Timekeeper : Ian Sharp (SMART Timing)

Results available at www.mylaps.com and www.smart-timing.co.uk

Printed: 22/06/2015 22:18:40

Orbits



SMRC Armed Forces Appreciation Raceday

Lapchart


Scottish Saloons & Sportscars Championship

Knockhill 1.267 miles

Race 6 - 1st Race

21/06/2015 12:35

Race (14 Laps) started at 12:42:18



Competitors	Laps													
	1	2	3	4	5	6	7	8	9	10	11	12	13	14
Ian DONALDSON (88)	1	88	88	88	88	88	88	88	88	88	51	51	51	51
Roddie PATERSON (51)	2	51	51	51	51	51	51	51	51	51	88	88	88	88
Paul BRYDON (79)	3	79	79	79	79	79	79	79	78	79	78	78	78	78
Fiona KINDNESS (55)	4	55	8	8	78	78	78	78	79	78	79	79	79	79
David HEADEN (78)	5	78	55	78	8	8	8	8	8	8	8	8	8	8
Finlay CROCKER (8)	6	8	78	54	54	54	54	54	54	54	54	54	54	54
Andrew MORRISON (54)	7	54	54	35	35	35	4	4	4	4	4	4	4	4
Andrew MACKIE (35)	8	35	35	4	4	4	35	35	99	99	33	33	33	33
Mark DAWSON (4)	9	4	4	55	99	33	33	33	33	99	99	99	99	99
John WILSON (99)	10	99	99	99	33	99	99	99	35	89	89	89	89	89
David BREWIS (27)	11	27	27	33	55	80	80	80	89	80	80	80	80	80
Stephen HENDERSON (33)	12	33	33	27	80	89	89	89	80	9	9	9	9	9
Martin McGEOUGH (9)	13	9	89	89	89	55	9	9	9	55	55	55	55	55
William ROBSON (89)	14	89	80	80	9	9	55	55	55	35	35	35	35	35
Iain SINCLAIR (80)	15	80	9	9	97	97	97	97	97	97	97	97	97	97
Gary WAIT (59)	16	59	59	97	92	92	92	92	92	92	92	92	92	92
Olly ROSS (97)	17	97	97	92	93	93	93	93	93	93	93	93	93	93
Michael KELLY (92)	18	92	92	34	34	34	34	34	34	34				
Ian CREHAN (34)	19	34	34	93	27									
David SMAIL (93)	20	93	93											

Clerk of the Course :

Orbits

Sig : Time :
 Chief Timekeeper : Ian Sharp (SMART Timing)
 Results available at www.mylaps.com and www.smart-timing.co.uk



SMRC Armed Forces Appreciation Raceday

Scottish Saloons & Sportscars Championship

Knockhill 1.267 miles

Race 16 - 2nd Race

21/06/2015 17:20

Race (12 Laps) started at 17:32:01

POLE POSITION

2	88 Ian DONALDSON
4	79 Paul BRYDON
6	54 Andrew MORRISON
8	33 Stephen HENDERSON
10	89 William ROBSON
12	9 Martin McGEOUGH
14	35 Andrew MACKIE
16	92 Michael KELLY
18	34 Ian CREHAN
20	59 Gary WAIT

1	51 Roddie PATERSON
3	78 David HEADEN
5	8 Finlay CROCKER
7	4 Mark DAWSON
9	99 John WILSON
11	80 Iain SINCLAIR
13	55 Fiona KINDNESS
15	97 Ollie ROSS
17	93 David SMAIL
19	27 David BREWIS

1
2
3
4
5
6
7
8
9
10

Clerk of the Course :

Sig : Time :

Chief Timekeeper : Ian Sharp (SMART Timing)

Results available at www.mylaps.com and www.smart-timing.co.uk

Printed: 22/06/2015 22:19:58

Orbits



SMRC Armed Forces Appreciation Raceday

Sorted on Laps

Celtic Speed Mini Cooper Cup

Knockhill 1.267 miles

Race 7 - 1st Race

21/06/2015 12:55

Race (9 Laps) started at 13:07:16

Pos	No.	Name	Make/Model	CC	Class Code	Laps	Total Tm	Diff	Best Tm	In Lap	Best Speed
1	1	Kenneth THIRLWALL	Mini Cooper	1600	SM	9	9:41.202		1:03.394	6	71.944
2	70	Oliver MORTIMER	Mini Cooper	1600	SM	9	9:42.077	0.875	1:03.685	8	71.616
3	3	Joe TANNER	Mini Cooper	1600	SM	9	9:42.166	0.964	1:03.449	6	71.882
4	20	Kyle REID	Mini Cooper	1600	SM	9	9:42.345	1.143	1:03.683	7	71.618
5	23	Ian MUNRO	Mini Cooper	1600	SM	9	9:44.581	3.379	1:03.842	3	71.439
6	89	Shane STONEY	Mini Cooper	1600	SM	9	9:44.858	3.656	1:03.897	7	71.378
7	27	Lewis CARTER	Mini Cooper	1600	SM	9	9:45.085	3.883	1:03.640	7	71.666
8	11	Morgan MURRAY	Mini Cooper	1600	SMN	9	9:45.371	4.169	1:03.636	7	71.671
9	38	Scott FORBES	Mini Cooper	1600	SM	9	9:45.816	4.614	1:04.106	6	71.145
10	87	Paul BELL	Mini Cooper	1600	SM	9	9:45.923	4.721	1:03.760	7	71.531
11	91	Robbie DALGLEISH	Mini Cooper	1600	SMN	9	9:47.226	6.024	1:03.623	3	71.685
12	6	Daniel DREELAN	Mini Cooper	1600	SM	9	9:50.516	9.314	1:04.475	2	70.738
13	5	Des WHEATLEY	Mini Cooper	1600	SM	9	9:52.884	11.682	1:04.263	2	70.971
14	8	Hannah CHAPMAN	Mini Cooper	1600	SM L	9	9:54.429	13.227	1:04.451	8	70.764
15	26	William BLAKE	Mini Cooper	1600	SMN	9	9:54.676	13.474	1:04.425	6	70.793
16	9	Martin McGEOUGH	Mini Cooper	1600	SMN	9	10:11.615	30.413	1:06.025	7	69.077
17	7	Jonny DREELAN	Mini Cooper	1600	SMN	9	10:12.274	31.072	1:06.003	9	69.100
18	74	Ian WALSH	Mini Cooper	1600	SMN	9	10:13.094	31.892	1:05.027	2	70.138
19	98	Brandon WALSH	Mini Cooper	1600	SMN	9	10:14.162	32.960	1:04.938	5	70.234

Not classified

DNF	30	Callum DRYBURGH	Mini Cooper	1600	SM	3	3:24.492	DNF	1:06.321	2	68.769
-----	----	-----------------	-------------	------	----	---	----------	-----	----------	---	--------

Margin of Victory	Avg. Speed	Best Lap Tm	Best Speed	Best Lap by
0.875	70.625	1:03.394	71.944	1 - Kenneth THIRLWALL

Clerk of the Course :

Orbits

Sig : Time :
Chief Timekeeper : Ian Sharp (SMART Timing)

Results available at www.mylaps.com and www.smart-timing.co.uk

Printed: 22/06/2015 17:33:38



SMRC Armed Forces Appreciation Raceday

Celtic Speed Mini Cooper Cup

Knockhill 1.267 miles

Race 7 - 1st Race

21/06/2015 12:55

Race (9 Laps) started at 13:07:16

Lap	Time of Day	Lap Tm	S1	S2	S3	S3Spd	SFSpd
(1) Kenneth THIRLWALL							
1	13:08:23.969			23.649	20.013	87.153	77.047
2	13:09:27.916	1:03.947	20.234	23.999	19.714	85.706	78.032
3	13:10:33.044	1:05.128	20.969	24.024	20.135	86.814	77.671
4	13:11:37.975	1:04.931	21.027	24.040	19.864	87.266	77.851
5	13:12:42.840	1:04.865	20.774	24.416	19.675	86.479	77.581
6	13:13:46.234	1:03.394	20.102	23.690	19.602	87.266	76.782
7	13:14:50.198	1:03.964	20.320	23.995	19.649	86.479	76.519
8	13:15:54.080	1:03.882	20.208	23.846	19.828	84.946	76.694
9	13:16:58.158	1:04.078	20.562	24.021	19.495	86.035	76.607

Lap	Time of Day	Lap Tm	S1	S2	S3	S3Spd	SFSpd
(70) Oliver MORTIMER							
1	13:08:23.608				19.851		76.782
2	13:09:27.673	1:04.065			19.590		77.224
3	13:10:32.982	1:05.309			20.199		59.971
4	13:11:37.974	1:04.992			20.062	85.162	65.471
5	13:12:42.414	1:04.440			19.642	85.162	76.958
6	13:13:46.377	1:03.963			19.990	83.675	69.758
7	13:14:50.617	1:04.240			19.917	70.050	
8	13:15:54.302	1:03.685			19.697		77.491
9	13:16:59.033	1:04.731			19.900		73.745

Lap	Time of Day	Lap Tm	S1	S2	S3	S3Spd	SFSpd
(3) Joe TANNER							
1	13:08:24.514			23.775	19.879	87.153	77.224
2	13:09:28.201	1:03.687	20.269	23.934	19.484	86.146	77.941
3	13:10:33.277	1:05.076	20.864	24.129	20.083	86.702	76.958
4	13:11:38.232	1:04.955	21.197	23.968	19.790	87.266	77.761
5	13:12:43.051	1:04.819	20.797	24.238	19.784	86.814	77.135
6	13:13:46.500	1:03.449	20.036	23.908	19.505	86.927	77.671
7	13:14:50.640	1:04.140	20.567	23.945	19.628	86.927	76.782
8	13:15:54.484	1:03.844	20.786	23.724	19.334	87.494	77.402
9	13:16:59.122	1:04.638	20.682	24.236	19.720	87.608	77.135

Lap	Time of Day	Lap Tm	S1	S2	S3	S3Spd	SFSpd
(20) Kyle REID							
1	13:08:24.287			23.813	19.872	87.040	77.491
2	13:09:28.564	1:04.277	20.162	23.968	20.147	86.257	75.233
3	13:10:33.356	1:04.792	20.695	24.169	19.928	87.040	78.032
4	13:11:38.586	1:05.230	21.355	24.076	19.799	86.927	77.047
5	13:12:43.185	1:04.599	20.826	23.989	19.784	86.146	77.402
6	13:13:47.127	1:03.942	20.429	23.990	19.523	86.590	77.581
7	13:14:50.810	1:03.683	20.284	23.883	19.516	86.702	77.941
8	13:15:55.135	1:04.325	20.779	24.086	19.460	86.590	77.491
9	13:16:59.301	1:04.166	20.320	24.167	19.679	87.040	76.870

Lap	Time of Day	Lap Tm	S1	S2	S3	S3Spd	SFSpd
(23) Ian MUNRO							
1	13:08:26.213			24.153	19.493	84.946	76.345
2	13:09:30.203	1:03.990	20.324	24.195	19.471	83.989	76.345
3	13:10:34.045	1:03.842	20.305	24.025	19.512	84.518	76.958
4	13:11:39.587	1:05.542	21.477	24.305	19.760	84.200	75.317
5	13:12:43.692	1:04.105	20.560	23.990	19.555	84.732	76.086
6	13:13:47.734	1:04.042	20.366	24.063	19.613	85.270	76.172
7	13:14:51.692	1:03.958	20.304	24.085	19.569	85.054	75.148
8	13:15:57.158	1:05.466	21.367	24.415	19.684	84.095	75.914
9	13:17:01.537	1:04.379	20.393	24.304	19.682	83.675	76.086

Lap	Time of Day	Lap Tm	S1	S2	S3	S3Spd	SFSpd
(89) Shane STONEY							
1	13:08:26.621			24.252	19.576	86.590	77.581
2	13:09:30.796	1:04.175	20.540	24.002	19.633	87.153	76.607
3	13:10:35.308	1:04.512	20.543	24.478	19.491	86.368	78.032
4	13:11:39.949	1:04.641	20.415	24.178	20.048	87.608	77.135
5	13:12:44.091	1:04.142	20.573	23.998	19.571	87.040	77.491
6	13:13:48.404	1:04.313	20.890	23.945	19.478	87.380	77.761
7	13:14:52.301	1:03.897	20.441	23.958	19.498	87.153	77.851
8	13:15:57.538	1:05.237	20.903	24.496	19.838	86.368	77.224
9	13:17:01.814	1:04.276	20.494	24.092	19.690	86.927	77.135

Lap	Time of Day	Lap Tm	S1	S2	S3	S3Spd	SFSpd
(27) Lewis CARTER							
1	13:08:27.555			24.304	19.817	85.815	76.870
2	13:09:31.261	1:03.706	20.394	23.933	19.379	86.814	77.135
3	13:10:35.818	1:04.557	21.066	24.096	19.395	87.494	76.870
4	13:11:40.245	1:04.427	20.596	23.992	19.839	86.927	76.345
5	13:12:44.716	1:04.471	21.151	24.032	19.288	86.702	77.761
6	13:13:48.975	1:04.259	20.763	24.035	19.461	87.266	76.782

Lap	Time of Day	Lap Tm	S1	S2	S3	S3Spd	SFSpd
7	13:14:52.615	1:03.640	20.330	23.973	19.337	86.479	77.671
8	13:15:57.968	1:05.353	20.744	24.540	20.069	86.814	76.519
9	13:17:02.041	1:04.073	20.609	24.019	19.445	86.257	76.345
(11) Morgan MURRAY							
1	13:08:27.012			24.451	19.586	87.380	77.402
2	13:09:30.938	1:03.926	20.413	24.069	19.444	87.494	75.657
3	13:10:35.572	1:04.634	20.911	24.242	19.481	86.814	77.224
4	13:11:40.235	1:04.663	20.535	24.038	20.090	87.837	75.317
5	13:12:44.384	1:04.149	20.804	23.941	19.404	87.040	78.214
6	13:13:49.383	1:04.999	20.834	24.062	20.103	87.837	75.657
7	13:14:53.019	1:03.636	20.451	23.943	19.242	87.040	78.765
8	13:15:58.134	1:05.115	20.519	25.023	19.573	87.040	77.135
9	13:17:02.327	1:04.193	20.643	24.162	19.388	86.368	77.491

Lap	Time of Day	Lap Tm	S1	S2	S3	S3Spd	SFSpd
(38) Scott FORBES							
1	13:08:27.667			24.345	20.061	85.706	77.047
2	13:09:31.890	1:04.223	20.814	23.924	19.485	85.925	77.224
3	13:10:36.206	1:04.316	20.707	24.141	19.468	86.814	76.694
4	13:11:40.549	1:04.343	20.650	24.087	19.606	86.035	77.135
5	13:12:45.459	1:04.910	21.362	24.028	19.520	85.815	77.761
6	13:13:49.565	1:04.106	20.537	24.055	19.514	86.590	77.224
7	13:14:53.869	1:04.304	20.586	24.099	19.619	86.368	77.761
8	13:15:58.321	1:04.452	20.484	24.317	19.651	86.146	77.581
9	13:17:02.772	1:04.451	20.896	24.047	19.508	86.590	77.491

Lap	Time of Day	Lap Tm	S1	S2	S3	S3Spd	SFSpd
(87) Paul BELL							
1	13:08:25.219			24.185	19.371	85.487	77.491
2	13:09:29.154	1:03.935	20.444	24.073	19.418	84.732	77.941
3	13:10:33.422	1:04.268	20.547	23.989	19.732	86.479	77.047
4	13:11:38.742	1:05.320	21.823	24.053	19.444	86.702	78.032
5	13:12:43.939	1:05.197	20.945	23.949	20.303	86.479	76.086
6	13:13:47.946	1:04.007	20.642	23.831	19.534	87.040	77.047
7	13:14:51.706	1:03.760	20.476	23.876	19.408	86.146	77.851
8	13:15:58.204	1:06.498	21.640	24.839	20.019	86.479	75.317
9	13:17:02.879	1:04.675	21.164	24.059	19.452	86.035	77.313

Lap	Time of Day	Lap Tm	S1	S2	S3	S3Spd	SFSpd
(91) Robbie DALGLEISH							
1	13:08:28.910			24.506	19.745	85.270	75.657
2	13:09:33.253	1:04.343	20.545	24.301	19.497	84.412	76.782
3	13:10:36.876	1:03.623	20.309	23.869	19.445	86.479	76.607
4	13:11:42.750	1:05.874	20.617	25.494	19.763	79.700	75.828
5	13:12:46.859	1:04.109	20.473	24.132	19.504	85.270	76.519
6	13:13:51.138	1:04.279	20.404	24.254	19.621	86.035	76.345
7	13:14:55.482	1:04.344	20.465	24			

SMRC Armed Forces Appreciation Raceday

Celtic Speed Mini Cooper Cup

Knockhill 1.267 miles

Race 7 - 1st Race

21/06/2015 12:55

Race (9 Laps) started at 13:07:16

Lap	Time of Day	Lap Tm	S1	S2	S3	S3Spd	SFSpd
4	13:11:47.810	1:06.140	22.295	24.515	19.330	85.596	76.958
5	13:12:52.951	1:05.141	21.247	24.608	19.286	85.379	77.491
6	13:13:57.569	1:04.618	20.866	24.213	19.539	85.270	77.402
7	13:15:02.398	1:04.829	20.940	24.408	19.481	85.815	77.224
8	13:16:06.849	1:04.451	20.830	24.330	19.291	85.596	77.491
9	13:17:11.385	1:04.536	20.922	24.225	19.389	86.590	76.870

(26) William BLAKE

1	13:08:30.032			25.104	19.751	84.839	76.694
2	13:09:35.125	1:05.093	21.071	24.432	19.590	85.270	77.402
3	13:10:40.697	1:05.572	21.397	24.718	19.457	85.054	77.224
4	13:11:45.176	1:04.479	20.604	24.375	19.500	85.379	77.224
5	13:12:49.827	1:04.651	20.785	24.350	19.516	86.035	77.671
6	13:13:54.252	1:04.425	20.633	24.281	19.511	85.706	77.671
7	13:14:59.981	1:05.729	20.811	24.627	20.291	86.257	74.481
8	13:16:05.856	1:05.875	21.781	24.516	19.578	84.839	76.694
9	13:17:11.632	1:05.776	21.129	24.579	20.068	84.412	76.782

(9) Martin McGEOUGH

1	13:08:36.514		32.194	24.883	20.012	83.157	74.481
2	13:09:43.024	1:06.510	21.325	25.311	19.874	83.467	75.487
3	13:10:49.056	1:06.032	21.481	24.947	19.604	85.379	75.828
4	13:11:56.306	1:07.250	21.319	25.655	20.276	81.540	74.981
5	13:13:02.726	1:06.420	21.507	25.062	19.851	85.379	75.914
6	13:14:09.006	1:06.280	21.174	25.120	19.986	84.946	75.064
7	13:15:15.031	1:06.025	21.026	25.194	19.805	84.839	75.657
8	13:16:21.712	1:06.681	21.358	25.160	20.163	85.162	75.317
9	13:17:28.571	1:06.859	21.243	25.457	20.159	84.625	75.064

(7) Jonny DREELAN

1	13:08:32.584		27.593	25.797	20.009	84.200	75.233
2	13:09:39.759	1:07.175	21.356	25.532	20.287	82.543	75.402
3	13:10:46.847	1:07.088	21.839	25.260	19.989	83.260	75.657
4	13:11:54.362	1:07.515	22.042	25.577	19.896	83.054	75.828
5	13:13:01.732	1:07.370	22.339	25.127	19.904	83.675	74.647
6	13:14:08.131	1:06.399	21.369	24.980	20.050	83.780	75.402
7	13:15:17.132	1:09.001			19.860	84.200	75.402
8	13:16:23.227	1:06.095		24.762	19.840	84.625	76.259
9	13:17:29.230	1:06.003	21.541	24.728	19.734	84.946	76.086

(74) Ian WALSH

1	13:08:30.320			24.887	19.474	85.379	77.224
2	13:09:35.347	1:05.027	21.006	24.542	19.479	86.146	77.135
3	13:10:41.610	1:06.263	21.627	24.681	19.955	85.596	76.172
4	13:11:56.530	1:14.920	27.981	26.538	20.401	79.890	74.481
5	13:13:04.117	1:07.587	22.351	25.304	19.932	82.951	75.148
6	13:14:10.716	1:06.599	21.423	25.276	19.900	83.157	74.981
7	13:15:17.368	1:06.652	21.161	25.608	19.883	84.095	76.086
8	13:16:23.882	1:06.514	21.449	24.909	20.156	83.675	75.487
9	13:17:30.050	1:06.168	21.096	24.940	20.132	83.571	74.813

(98) Brandon WALSH

1	13:08:39.701			30.400	22.287	61.230	67.377
2	13:09:47.296	1:07.595	21.862	25.785	19.948	81.839	75.487
3	13:10:54.185	1:06.889	20.848	25.113	20.928	84.732	61.454
4	13:12:01.786	1:07.601	21.864	25.956	19.781	84.839	76.000
5	13:13:06.724	1:04.938	20.740	24.587	19.611	85.379	76.432
6	13:14:12.395	1:05.671	21.204	24.778	19.689	84.732	75.914
7	13:15:17.820	1:05.425	21.126	24.593	19.706	86.368	76.958
8	13:16:25.174	1:07.354	21.305	25.105	20.944	84.625	62.022
9	13:17:31.118	1:05.944	21.827	24.565	19.552	85.487	76.086

(30) Callum DRYBURGH

1	13:08:28.488			24.420	19.871	85.925	75.487
2	13:09:34.809	1:06.321	20.618	25.523	20.180	79.417	75.233
3	13:10:41.448	1:06.639	21.924	24.765	19.950	83.571	74.813

Clerk of the Course :

Orbits

Sig : Time :
 Chief Timekeeper : Ian Sharp (SMART Timing)
 Results available at www.mylaps.com and www.smart-timing.co.uk



SMRC Armed Forces Appreciation Raceday

Lapchart


Celtic Speed Mini Cooper Cup

Knockhill 1.267 miles

Race 7 - 1st Race

21/06/2015 12:55

Race (9 Laps) started at 13:07:16



Competitors	Laps									
	1	2	3	4	5	6	7	8	9	
Oliver MORTIMER (70)	1	70	70	70	70	70	1	1	1	1
Kenneth THIRLWALL (1)	2	1	1	1	1	1	70	70	70	70
Kyle REID (20)	3	20	3	3	3	3	3	3	3	3
Joe TANNER (3)	4	3	20	20	20	20	20	20	20	20
Paul BELL (87)	5	87	87	87	87	23	23	23	23	23
Ian MUNRO (23)	6	23	23	23	23	87	87	87	89	89
Shane STONEY (89)	7	89	89	89	89	89	89	89	27	27
Morgan MURRAY (11)	8	11	11	11	11	11	27	27	11	11
Lewis CARTER (27)	9	27	27	27	27	27	11	11	87	38
Scott FORBES (38)	10	38	38	38	38	38	38	38	38	87
Des WHEATLEY (5)	11	5	5	5	91	91	91	91	91	91
Callum DRYBURGH (30)	12	30	91	91	6	6	6	6	6	6
Robbie DALGLEISH (91)	13	91	6	6	5	5	5	5	5	5
Daniel DREELAN (6)	14	6	30	26	26	26	26	26	26	8
William BLAKE (26)	15	26	26	30	8	8	8	8	8	26
Ian WALSH (74)	16	74	74	74	7	7	7	9	9	9
Hannah CHAPMAN (8)	17	8	8	8	9	9	9	9	7	7
Jonny DREELAN (7)	18	7	7	7	74	74	74	74	74	74
Martin McGEOUGH (9)	19	9	9	9	98	98	98	98	98	98
Brandon WALSH (98)	20	98	98	98						

Clerk of the Course :

Orbits

Sig : Time :
 Chief Timekeeper : Ian Sharp (SMART Timing)
 Results available at www.mylaps.com and www.smart-timing.co.uk



SMRC Armed Forces Appreciation Raceday

Celtic Speed Mini Cooper Cup

Knockhill 1.267 miles

Race 11 - 2nd Race

21/06/2015 15:25

Race (9 Laps) started at 15:29:13

POLE POSITION

2
70 Oliver MORTIMER

4
20 Kyle REID

6
89 Shane STONEY

8
11 Morgan MURRAY

10
87 Paul BELL

12
6 Daniel DREELAN

14
8 Hannah CHAPMAN

16
9 Martin McGEOUGH

18
74 Ian WALSH

20
30 Callum DRYBURGH

1
1 Kenneth THIRLWALL

3
3 Joe TANNER

5
23 Ian MUNRO

7
27 Lewis CARTER

9
38 Scott FORBES

11
91 Robbie DALGLEISH

13
5 Des WHEATLEY

15
26 William BLAKE

17
7 Jonny DREELAN

19
98 Brandon WALSH

1
2
3
4
5
6
7
8
9
10

Clerk of the Course :

Sig : Time :

Chief Timekeeper : Ian Sharp (SMART Timing)

Results available at www.mylaps.com and www.smart-timing.co.uk

Printed: 22/06/2015 17:34:56

Orbits



SMRC Armed Forces Appreciation Raceday

Sorted on Laps

Scottish BMW Compact Cup

Knockhill 1.267 miles

Race 8 - 1st Race (Groups A & B)

21/06/2015 14:15

Race (12 Laps) started at 14:18:48

Pos	No.	Name	Make/Model	CC	Class Code	Laps	Total Tm	Diff	Best Tm	In Lap	Best Speed
1	2	Steven DAILLY	BMW Compact	1900	BMWCC	12	12:51.331		1:03.711	11	71.586
2	72	Cliff HARPER	BMW Compact	1900	BMWCC	12	13:00.644	9.313	1:04.436	8	70.781
3	87	Andrew WINCHESTER	BMW Compact	1900	BMWCC	12	13:05.018	13.687	1:04.395	9	70.826
4	85	Gary CLARK	BMW Compact	1900	BMWCN	12	13:10.457	19.126	1:04.383	11	70.839
5	45	Calum KING	BMW Compact	1900	BMWCN	12	13:12.419	21.088	1:04.676	2	70.518
6	89	Shaun FORSYTH	BMW Compact	1900	BMWCN	12	13:15.507	24.176	1:04.483	10	70.729
7	14	Lee ELRICK	BMW Compact	1900	BMWCN	12	13:17.363	26.032	1:04.927	5	70.246
8	84	Robert MARSHALL	BMW Compact	1900	BMWCN	12	13:19.073	27.742	1:04.663	7	70.532
9	69	Stephen RUSSELL	BMW Compact	1900	BMWCC	12	13:23.122	31.791	1:05.156	7	69.999
10	81	Douglas SIMPSON	BMW Compact	1900	BMWCN	12	13:23.297	31.966	1:05.189	8	69.963
11	91	Neil MacINNES	BMW Compact	1900	BMWCN	12	13:24.051	32.720	1:04.769	12	70.417
12	83	David NOBLE	BMW Compact	1900	BMWCC	12	13:30.471	39.140	1:05.906	11	69.202
13	77	Ashleigh MORRIS	BMW Compact	1900	BMWCC	12	13:32.316	40.985	1:05.902	6	69.206
14	90	Richard SUTHERLAND	BMW Compact	1900	BMWCN	12	13:33.584	42.253	1:05.137	9	70.019
15	78	James LESLIE	BMW Compact	1900	BMWCN	12	13:33.896	42.565	1:05.913	8	69.195
16	68	Donald MacCOLL	BMW Compact	1900	BMWCN	12	13:34.725	43.394	1:06.410	6	68.677
17	21	Zack RUNCIE	BMW Compact	1900	BMWCC	12	13:41.653	50.322	1:05.748	12	69.368
18	17	Duncan GRANT	BMW Compact	1900	BMWCN	11	13:14.035	1 Lap	1:08.947	4	66.150

Not classified

DNF	61	Nick RUNCIE	BMW Compact	1900	BMWCC	11	12:44.538	DNF	1:05.215	8	69.935
DNF	40	Steven GOLDIE	BMW Compact	1900	BMWCN	10	11:19.960	DNF	1:05.951	5	69.155
DNF	63	Graham ROBERTSON	BMW Compact	1900	BMWCN	4	4:33.333	DNF	1:05.661	2	69.460
DNF	97	Greig SUTHERLAND	BMW Compact	1900	BMWCN			DNF		0	-
DNS	4	Jonathan SINCLAIR	BMW Compact	1900	BMWCC			DNS		0	-
DNS	92	Carol BROWN	BMW Compact	1900	BMWCC			DNS		0	-

Margin of Victory	Avg. Speed	Best Lap Tm	Best Speed	Best Lap by
9.313	70.955	1:03.711	71.586	2 - Steven DAILLY

Clerk of the Course :

Orbits

Sig : Time :
 Chief Timekeeper : Ian Sharp (SMART Timing)
 Results available at www.mylaps.com and www.smart-timing.co.uk



SMRC Armed Forces Appreciation Raceday

Scottish BMW Compact Cup

Knockhill 1.267 miles

Race 8 - 1st Race (Groups A & B)

21/06/2015 14:15

Race (12 Laps) started at 14:18:48

Lap	Time of Day	Lap Tm	S1	S2	S3	S3Spd	SFSpd
(2) Steven DAILLY							
1	14:19:55.148			24.222	19.192	88.416	79.795
2	14:20:59.348	1:04.200	20.224	24.508	19.468	86.479	80.176
3	14:22:03.879	1:04.531	20.322	24.838	19.371	87.722	80.368
4	14:23:07.766	1:03.887	20.303	24.229	19.355	88.532	80.561
5	14:24:11.508	1:03.742	20.358	24.130	19.254	88.532	80.368
6	14:25:15.564	1:04.056	20.312	24.283	19.461		80.272
7	14:26:19.650	1:04.086	20.475	24.224	19.387		80.081
8	14:27:23.637	1:03.987	20.493	24.203	19.291		80.272
9	14:28:27.863	1:04.226	20.487	24.473	19.266		80.272
10	14:29:31.773	1:03.910	20.440	24.166	19.304		80.368
11	14:30:35.484	1:03.711	20.274	24.090	19.347		80.465
12	14:31:39.518	1:04.034	20.510	24.253	19.271		79.136

Lap	Time of Day	Lap Tm	S1	S2	S3	S3Spd	SFSpd
(72) Cliff HARPER							
1	14:19:56.281			24.251	19.424	88.884	79.511
2	14:21:02.012	1:05.731	20.510	25.479	19.742	81.540	79.890
3	14:22:07.028	1:05.016	20.544	24.821	19.651	87.722	79.795
4	14:23:11.690	1:04.662	20.528	24.652	19.482	88.649	80.176
5	14:24:16.250	1:04.560	20.637	24.471	19.452	88.649	79.890
6	14:25:20.752	1:04.502	20.649	24.345	19.508		79.890
7	14:26:25.419	1:04.667	20.688	24.434	19.545		79.985
8	14:27:29.855	1:04.436	20.690	24.222	19.524		79.511
9	14:28:34.502	1:04.647	20.770	24.411	19.466		79.890
10	14:29:39.249	1:04.747	20.709	24.706	19.332		79.985
11	14:30:43.984	1:04.735	20.784	24.443	19.508		79.795
12	14:31:48.831	1:04.847	20.877	24.380	19.590		77.851

Lap	Time of Day	Lap Tm	S1	S2	S3	S3Spd	SFSpd
(87) Andrew WINCHESTER							
1	14:19:57.370			24.555	19.428	87.608	79.230
2	14:21:02.889	1:05.519	20.429	25.165	19.925	83.780	78.950
3	14:22:08.217	1:05.328	20.655	25.081	19.592	86.927	79.700
4	14:23:13.695	1:05.478	20.762	25.116	19.600	87.266	79.795
5	14:24:18.637	1:04.942	20.732	24.493	19.717	87.153	79.417
6	14:25:23.324	1:04.687	20.604	24.619	19.464		79.511
7	14:26:27.924	1:04.600	20.558	24.512	19.530		79.511
8	14:27:32.843	1:04.919	20.610	24.658	19.651		79.136
9	14:28:37.238	1:04.395	20.737				80.081
10	14:29:42.002	1:04.764	20.650	24.334	19.780		80.561
11	14:30:47.313	1:05.311	20.819	24.374	20.118		79.230
12	14:31:53.205	1:05.892	20.877	25.116	19.899		78.397

Lap	Time of Day	Lap Tm	S1	S2	S3	S3Spd	SFSpd
(85) Gary CLARK							
1	14:19:58.580			24.611	19.758	87.153	79.795
2	14:21:04.099	1:05.519	20.586	24.883	20.050	82.951	79.230
3	14:22:09.621	1:05.522	20.601	24.656	20.265	87.722	80.081
4	14:23:14.915	1:05.294	21.106	24.472	19.716	87.952	80.081
5	14:24:19.939	1:05.024	20.805	24.224	19.995	89.477	79.606
6	14:25:24.694	1:04.755	20.696	24.155	19.904		79.606
7	14:26:29.857	1:05.163	20.819	24.606	19.738		80.272
8	14:27:35.932	1:06.075	21.646	24.524	19.905		79.511
9	14:28:41.814	1:05.882	20.684				79.417
10	14:29:48.193	1:06.379	22.309	24.436	19.634		79.700
11	14:30:52.576	1:04.383	20.692	24.169	19.522		79.043
12	14:31:58.644	1:06.068	21.186	25.072	19.810		79.323

Lap	Time of Day	Lap Tm	S1	S2	S3	S3Spd	SFSpd
(45) Calum KING							
1	14:19:59.929			25.769	19.652	86.368	79.323
2	14:21:04.605	1:04.676	20.619	24.374	19.683	87.837	79.417
3	14:22:09.354	1:04.749	20.745	24.365	19.639	87.952	79.606
4	14:23:14.536	1:05.182	21.118	24.369	19.695	87.837	79.795
5	14:24:19.525	1:04.989	20.790	24.414	19.785	88.183	79.323
6	14:25:24.366	1:04.841	20.645	24.423	19.773		79.606
7	14:26:29.651	1:05.285	20.876	24.681	19.728		79.606
8	14:27:35.494	1:05.843	21.451	24.670	19.722		79.795
9	14:28:41.973	1:06.479	20.940	25.582	19.957		80.081
10	14:29:49.124	1:07.151	22.316	25.040	19.795		79.985
11	14:30:54.207	1:05.083	20.763	24.499	19.821		79.795
12	14:32:00.606	1:06.399	21.019	25.326	20.054		79.606

Lap	Time of Day	Lap Tm	S1	S2	S3	S3Spd	SFSpd
(89) Shaun FORSYTH							
1	14:19:55.780			24.111	19.445	88.183	78.765
2	14:21:11.135	1:15.355	20.507	34.158	20.690	72.785	80.081

Lap	Time of Day	Lap Tm	S1	S2	S3	S3Spd	SFSpd
(14) Lee ELRICK							
3	14:22:15.954	1:04.819	20.625	24.615	19.579	87.494	79.230
4	14:23:21.534	1:05.580	20.627	24.785	20.168	87.040	78.950
5	14:24:26.524	1:04.990	21.284	24.236	19.470	88.649	79.606
6	14:25:31.715	1:05.191	20.711	24.509	19.971		79.700
7	14:26:38.386	1:06.671	21.066	25.467	20.138		80.658
8	14:27:43.522	1:05.136	20.807	24.693	19.636		79.511
9	14:28:48.243	1:04.721	20.711	24.455	19.555		80.272
10	14:29:52.726	1:04.483	20.607	24.392	19.484		79.700
11	14:30:57.503	1:04.777	20.707	24.511	19.559		79.323
12	14:32:03.694	1:06.191	21.155	25.004	20.032		78.672

Lap	Time of Day	Lap Tm	S1	S2	S3	S3Spd	SFSpd
(84) Robert MARSHALL							
1	14:20:03.238			27.164	20.302	80.561	79.230
2	14:21:08.932	1:05.694	20.723	24.995	19.976	87.494	79.136
3	14:22:14.164	1:05.232	20.987	24.473	19.772	89.002	79.511
4	14:23:21.143	1:06.979	21.862	25.134	19.983	87.040	78.672
5	14:24:26.070	1:04.927	20.609	24.585	19.733	86.590	79.323
6	14:25:31.409	1:05.339	20.738	24.695	19.906		79.511
7	14:26:38.294	1:06.885	21.044	25.752	20.089		79.606
8	14:27:44.232	1:05.938	21.306	24.840	19.792		79.795
9	14:28:49.758	1:05.526	20.872	24.764	19.890		79.795
10	14:29:54.844	1:05.086	20.636	24.646	19.804		79.795
11	14:31:00.221	1:05.377	20.826	24.648	19.903		80.272
12	14:32:05.550	1:05.329	20.950	24.513	19.866		78.950

Lap	Time of Day	Lap Tm	S1	S2	S3	S3Spd	SFSpd
(84) Robert MARSHALL							
1	14:20:05.314			27.623	21.258	73.102	79.795
2	14:21:13.387	1:08.073	21.436	26.354	20.283	86.479	80.081
3	14:22:20.054	1:06.667	21.038	25.362	20.267	88.767	79.511
4	14:23:25.688	1:05.634	20.960	24.795	19.879	88.532	79.795
5	14:24:30.931	1:05.243	20.626	24.670	19.947		79.890
6	14:25:36.087	1:05.156	20.882	24.441	19.833		79.606
7	14:26:40.750	1:04.663	20.726	24.107	19.830		79.985
8	14:27:46.048	1:05.298	20.996	24.448	19.854		80.272
9	14:28:51.695	1:05.647	21.364	24.499	19.784		80.081
10	14:29:56.847	1:05.152	20.839	24.470	19.843		80.272
11	14:31:01.920	1:05.073	20.823	24.367	19.883		80.081
12	14:32:07.260	1:05.340	20.959	24.662	19.719		80.081

Lap	Time of Day	Lap Tm	S1	S2	S3	S3Spd	SFSpd
(69) Stephen RUSSELL							
1	14:20:04.308			27.677	20.700	76.870	76.870
2	14:21:11.279	1:06.971	21.581	25.407	19.983	85.925	78.672
3	14:22:17.894	1:06.615	21.189	25.333	20.093	87.153	79.323
4	14:23:23.873	1:05.979	20.965	25.002	20.012	87.380	79.606
5	14:24:29.5						

SMRC Armed Forces Appreciation Raceday

Scottish BMW Compact Cup

Knockhill 1.267 miles

Race 8 - 1st Race (Groups A & B)

21/06/2015 14:15

Race (12 Laps) started at 14:18:48

Lap	Time of Day	Lap Tm	S1	S2	S3	S3Spd	SFSpd	Lap	Time of Day	Lap Tm	S1	S2	S3	S3Spd	SFSpd	
7	14:26:45.844	1:05.872	20.878	24.869	20.125		79.323	11	14:31:16.358	1:07.179			20.039		75.914	
8	14:27:51.506	1:05.662	21.207	24.650	19.805		78.580	12	14:32:22.912	1:06.554		25.177	20.155		77.135	
9	14:28:57.441	1:05.935	20.959	24.993	19.983		78.672									
10	14:30:02.421	1:04.980	20.799	24.192	19.989		78.580	(21) Zack RUNCIE								
11	14:31:07.469	1:05.048	20.688	24.544	19.816		78.488	1	14:20:18.551			27.673	20.844	80.658	77.224	
12	14:32:12.238	1:04.769	20.613	24.467	19.689		78.672	2	14:21:26.564	1:08.013	21.682	26.049	20.282	84.732	77.851	
(83) David NOBLE								3	14:22:33.515	1:06.951	21.386	25.469	20.096	84.946	78.397	
1	14:20:06.198			26.548	21.222	80.853	78.857	4	14:23:40.248	1:06.733	21.481	25.127	20.125	85.925	78.397	
2	14:21:13.886	1:07.688	21.554	25.943	20.191	85.487	78.672	5	14:24:46.527	1:06.279	21.240	25.081	19.958		78.305	
3	14:22:20.616	1:06.730	21.110	25.545	20.075	87.722	78.857	6	14:25:52.661	1:06.134	21.173	25.044	19.917		78.488	
4	14:23:26.945	1:06.329	21.226	25.102	20.001	88.649	79.323	7	14:26:58.748	1:06.087	21.462	24.736	19.889		78.305	
5	14:24:32.998	1:06.053	21.070	24.931	20.052		79.323	8	14:28:05.948	1:07.200			19.938		78.397	
6	14:25:39.058	1:06.060	21.279	24.902	19.879		78.765	9	14:29:12.097	1:06.149		24.715	19.875		78.672	
7	14:26:45.701	1:06.643	21.132	25.348	20.163		78.123	10	14:30:17.861	1:05.764	21.224	24.522	20.018		78.214	
8	14:27:53.185	1:07.484	22.670	24.908	19.906		79.606	11	14:31:24.092	1:06.231	21.464	24.892	19.875		78.950	
9	14:29:00.364	1:07.179	21.501	25.585	20.093		78.950	12	14:32:29.840	1:05.748	21.338	24.577	19.833		78.488	
10	14:30:06.846	1:06.482	20.969	25.548	19.965		79.136	(17) Duncan GRANT								
11	14:31:12.752	1:05.906	21.143	25.053	19.710		78.305	1	14:20:19.672			28.521	21.598	79.043	76.607	
12	14:32:18.658	1:05.906	21.252	24.855	19.799		79.606	2	14:21:29.804	1:10.132	22.688	26.434	21.010	83.054	77.135	
(77) Ashleigh MORRIS								3	14:22:39.943	1:10.139	23.099	26.261	20.779	83.989	76.958	
1	14:20:04.417		27.216	26.816	20.472	82.139	78.305	4	14:23:48.890	1:08.947	22.439	26.086	20.422	84.200	78.032	
2	14:21:12.693	1:08.276	21.859	26.042	20.375	86.368	78.765	5	14:24:59.763	1:10.873	22.589	26.511	21.773		77.135	
3	14:22:19.935	1:07.242	21.350	25.468	20.424	87.040	78.672	6	14:26:09.778	1:10.015	22.762	26.228	21.025		77.671	
4	14:23:26.344	1:06.409	21.423	25.017	19.969	89.002	79.323	7	14:27:20.016	1:10.238	22.788	26.226	21.224		77.224	
5	14:24:32.559	1:06.215	20.881	25.186	20.148		79.136	8	14:28:30.828	1:10.812	22.556	26.735	21.521		76.086	
6	14:25:38.461	1:05.902			19.737		78.765	9	14:29:41.927	1:11.099	23.367	26.910	20.822		78.397	
7	14:26:45.383	1:06.922		25.427	20.141		78.580	10	14:30:50.949	1:09.022	22.536	25.798	20.688		77.851	
8	14:27:52.566	1:07.183	21.993				79.136	11	14:32:02.222	1:11.273	23.433	26.935	20.905		77.313	
9	14:28:59.857	1:07.291	21.608				79.043	(61) Nick RUNCIE								
10	14:30:07.920	1:08.063	21.261	25.752	21.050		78.214	1	14:20:14.688			27.470	20.818	72.706	77.491	
11	14:31:14.003	1:06.083	21.220	24.914	19.949		78.857	2	14:21:21.932	1:07.244	21.123	26.119	20.002	84.200	78.580	
12	14:32:20.503	1:06.500	21.527	24.997	19.976		77.671	3	14:22:28.171	1:06.239	21.035	25.221	19.983	84.946	78.857	
(90) Richard SUTHERLAND								4	14:23:33.898	1:05.727	20.921	25.013	19.793	85.270	78.397	
1	14:20:12.950			26.682	20.423	78.214	78.672	5	14:24:40.339	1:06.441	20.870	25.309	20.262		78.580	
2	14:21:22.459	1:09.509	21.780	27.678	20.051	82.442	78.580	6	14:25:46.319	1:05.980	21.359	24.779	19.842		78.950	
3	14:22:28.632	1:06.173	20.905	25.199	20.069	86.035	79.136	7	14:26:52.169	1:05.850	21.006	24.796	20.048		78.765	
4	14:23:34.416	1:05.784	20.756	25.121	19.907	86.590	78.765	8	14:27:57.384	1:05.215	20.820	24.696	19.699		78.765	
5	14:24:40.909	1:06.493	20.632	25.633	20.228		79.043	9	14:29:02.843	1:05.459	20.967	24.588	19.904		78.765	
6	14:25:46.689	1:05.780	21.107	24.954	19.719		79.606	10	14:30:08.469	1:05.626	21.025	24.505	20.096		78.672	
7	14:26:52.539	1:05.850	20.957	24.804	20.089		78.214	11	14:31:32.725	1:24.256	24.854	33.392	26.010		37.616	
8	14:27:57.853	1:05.314	21.060	24.490	19.764		78.488	(40) Steven GOLDIE								
9	14:29:02.990	1:05.137	20.896				78.857	1	14:20:07.248		26.184	27.315	21.153	79.606	79.136	
10	14:30:08.928	1:05.938	21.219	24.512	20.207		78.580	2	14:21:15.226	1:07.978	21.368	26.036	20.574	86.590	78.857	
11	14:31:15.162	1:06.234	21.693	24.902	19.639		79.230	3	14:22:21.893	1:06.667	21.336	25.107	20.224	88.299	77.581	
12	14:32:21.771	1:06.609	20.893	25.540	20.176		76.958	4	14:23:28.069	1:06.176	21.359	24.941	19.876	87.266	79.417	
(78) James LESLIE								5	14:24:34.020	1:05.951	21.025	24.994	19.932	79.323		
1	14:20:06.077			26.504	21.471	75.148	78.032	6	14:25:39.998	1:05.978	21.158	24.821	19.999		80.368	
2	14:21:15.588	1:09.511	22.021	25.986	21.504	84.306	77.851	7	14:26:46.250	1:06.252	21.280	24.865	20.107		79.606	
3	14:22:22.542	1:06.954	21.379	24.990	20.585	87.494	77.402	8	14:27:52.820	1:06.570	21.727	24.780	20.063		79.230	
4	14:23:29.050	1:06.508	21.609	24.728	20.171	88.183	78.857	9	14:29:00.950	1:08.130	21.609	25.604	20.917		78.488	
5	14:24:35.895	1:06.845	21.628	24.865	20.352		79.043	10	14:30:08.147	1:07.197	21.923	24.824	20.450		78.305	
6	14:25:42.006	1:06.111	21.046	24.742	20.323		79.323	(63) Graham ROBERTSON								
7	14:26:49.145	1:07.139	21.278	25.612	20.249		78.488	1	14:20:00.931			25.897	19.714	85.815	78.214	
8	14:27:55.058	1:05.913	21.119	24.805	19.989		78.032	2	14:21:06.592	1:05.661	20.714	25.090	19.857	85.596	78.580	
9	14:29:00.972	1:05.914	21.272				78.857	3	14:22:13.896	1:07.304	20.959	25.880	20.465	85.596	78.488	
10	14:30:07.484	1:06.512	21.406	24.733	20.373		78.857	4	14:23:21.520	1:07.624	21.279	26.255	20.090	84.412	78.488	
11	14:31:14.216	1:06.732	21.080	25.204	20.448		78.765	(68) Donald MacCOLL								
12	14:32:22.083	1:07.867	21.558	25.994	20.315		76.958	1	14:20:05.065			26.638	26.475	20.739	75.914	75.487
(88) Donald MacCOLL								2	14:21:14.300	1:09.235	22.140	26.695	20.400	81.938	76.870	
1	14:20:05.065		26.638	26.475	20.739	75.914	75.487	3	14:22:21.813	1:07.513	21.127	25.864	20.522	84.200	76.086	
2	14:21:14.300	1:09.235	22.140	26.695	20.400	81.938	76.870	4	14:23:28.589	1:06.776	21.818	24.986	19.972	86.257	76.172	
3	14:22:21.813	1:07.513	21.127	25.864	20.522	84.200	76.086	5	14:24:35.145	1:06.556	21.079	24.951	20.526		76.086	
4	14:23:28.589	1:06.776	21.818	24.986	19.972	86.257	76.172	6	14:25:41.555	1:06.410	21.320	24.977	20.113		75.914	
5	14:24:35.145	1:06.556	21.079	24.951	20.526		76.086	7	14:26:48.746	1:07.191	21.461	25.543	20.187		75.828	
6	14:25:41.555	1:06.410	21.320	24.977	20.113		75.914	8	14:27:55.398	1:06.652	21.329	24.837	20.486		76.086	
7	14:26:48.746	1:07.191	21.461	25.543	20.187		75.828	9	14:29:01.898	1:06.500	21.328				76.172	
8	14:27:55.398	1:06.652	21.329	24.837	20.486		76.086	10	14:30:09.179	1:07.281	21.251	25.111	20.919		75.742	
9	14:29:01.898	1:06.500	21.328				76.172									
10	14:30:09.179	1:07.281	21.251	25.111	20.919		75.742									

Clerk of the Course :

Orbits

Sig :

Time :

Chief Timekeeper : Ian Sharp (SMART Timing)

Results available at www.mylaps.com and www.smart-timing.co.uk



SMRC Armed Forces Appreciation Raceday

Lapchart


Scottish BMW Compact Cup

Knockhill 1.267 miles

Race 8 - 1st Race (Groups A & B)

21/06/2015 14:15

Race (12 Laps) started at 14:18:48



Competitors	Laps											
	1	2	3	4	5	6	7	8	9	10	11	12
Steven DAILLY (2)	1	2	2	2	2	2	2	2	2	2	2	2
Shaun FORSYTH (89)	2	89	72	72	72	72	72	72	72	72	72	72
Cliff HARPER (72)	3	72	87	87	87	87	87	87	87	87	87	87
Andrew WINCHESTER (87)	4	87	85	45	45	45	45	45	85	85	85	85
Gary CLARK (85)	5	85	45	85	85	85	85	85	45	45	45	45
Calum KING (45)	6	45	63	81	14	14	14	14	89	89	89	89
Graham ROBERTSON (63)	7	63	81	63	63	89	89	89	14	14	14	14
Douglas SIMPSON (81)	8	81	14	14	89	69	69	69	84	84	84	84
Lee ELRICK (14)	9	14	89	89	81	81	84	84	84	69	69	69
Stephen RUSSELL (69)	10	69	69	69	69	84	81	81	81	81	81	81
Ashleigh MORRIS (77)	11	77	77	77	84	77	77	77	91	91	91	91
Donald MacCOLL (68)	12	68	84	84	77	83	83	83	77	77	83	83
Robert MARSHALL (84)	13	84	83	83	83	40	91	91	40	83	78	77
James LESLIE (78)	14	78	68	68	40	91	40	40	83	40	77	90
David NOBLE (83)	15	83	40	40	68	68	68	68	78	78	40	90
Steven GOLDIE (40)	16	40	78	78	78	78	78	78	68	68	61	68
Neil MacINNES (91)	17	91	91	91	91	61	61	61	61	61	90	21
Richard SUTHERLAND (90)	18	90	61	61	61	90	90	90	90	90	68	61
Nick RUNCIE (61)	19	61	90	90	90	21	21	21	21	21	21	17
Zack RUNCIE (21)	20	21	21	21	21	17	17	17	17	17	17	17
Duncan GRANT (17)	21	17	17	17	17							
-	22											
-	23											
-	24											

Clerk of the Course :

Orbits

Sig : Time :
 Chief Timekeeper : Ian Sharp (SMART Timing)
 Results available at www.mylaps.com and www.smart-timing.co.uk



SMRC Armed Forces Appreciation Raceday

Sorted on Laps

Scottish Legends Championship

Knockhill 1.267 miles

Race 9 - Heat 2

21/06/2015 14:40

Race (10 Laps) started at 14:44:07

Pos	No.	Name	Make/Model	CC	Class Code	Laps	Total Tm	Diff	Best Tm	In Lap	Best Speed
1	1	John PATERSON	Ford Coupe	1250	L	10	12:35.019		1:00.148	4	75.827
2	7	Alan FREELAND	Ford Coupe	1250	LT	10	12:36.918	1.899	1:00.517	5	75.365
3	52	Stewart BLACK	Ford Coupe	1250	L	10	12:43.327	8.308	1:01.277	5	74.430
4	37	Ivor GREENWOOD	Ford Coupe	1250	L	10	12:45.985	10.966	1:01.110	8	74.633
5	2	Steven McGILL	Ford Coupe	1250	L	10	12:49.702	14.683	1:00.457	7	75.439
6	6	David HUNTER	Ford Coupe	1250	L	10	12:50.665	15.646	1:00.587	8	75.278
7	58	Mark CUMMING	Ford Coupe	1250	L R	10	12:50.829	15.810	1:01.977	4	73.589
8	5	Andrew DUNN	Ford Coupe	1250	LT R	10	12:53.812	18.793	1:01.761	6	73.847
9	38	Errico PALLAZZO	Ford Sedan	1250	LT	10	12:56.802	21.783	1:03.013	5	72.379
10	68	Will NEAL	Ford Coupe	1250	L R	10	12:59.849	24.830	1:01.648	6	73.982
11	3	Ian McLEISH	Ford Coupe	1250	L R	10	13:00.163	25.144	1:02.818	10	72.604
12	83	Grant SMITH	Chevy Sedan	1250	L R	10	13:04.905	29.886	1:02.097	6	73.447
13	25	John NEIL				9	12:37.227	1 Lap	1:08.064	6	67.008
14	17	Billy WAIT	Ford Coupe	1250	L	8	13:19.216	2 Laps	1:03.312	5	72.038
Not classified (80% = 8 Laps)											
DNF	16	John BUSHBY	Chevy Sedan	1250	L	8	10:48.057	DNF	1:03.106	6	72.273
DNF	26	Scott HYNDNS	Ford Coupe	1250	L	5	8:14.390	DNF	1:05.557	4	69.571
DNF	31	Daniel McKAY	Chevy Sedan	1250	LT	1	1:58.284	DNF	1:56.971	1	38.991

Announcements

Race distance increased to 10 Laps, 2 laps completed behind the safety Car.

Margin of Victory	Avg. Speed	Best Lap Tm	Best Speed	Best Lap by
1.899	60.407	1:00.148	75.827	1 - John PATERSON

Clerk of the Course :

Orbits

Sig : Time :
 Chief Timekeeper : Ian Sharp (SMART Timing)
 Results available at www.mylaps.com and www.smart-timing.co.uk



SMRC Armed Forces Appreciation Raceday

Scottish Legends Championship

Knockhill 1.267 miles

Race 9 - Heat 2

21/06/2015 14:40

Race (10 Laps) started at 14:44:07

Lap	Time of Day	Lap Tm	S1	S2	S3	S3Spd	SFSpd
(1) John PATERSON							
1	14:45:19.167	1:10.040	23.785	24.581	21.674		47.493
2	14:47:30.862	2:11.695	42.247	50.371	39.077	1.050	37.892
3	14:49:35.490	2:04.628	55.257	49.988	19.383	0.711	93.857
4	14:50:35.638	1:00.148	19.320	23.099	17.729	1.734	92.947
5	14:51:36.154	1:00.516	19.245	23.078	18.193	1.815	92.435
6	14:52:36.660	1:00.506	19.337	23.106	18.063	1.788	93.465
7	14:53:38.226	1:01.566	19.728	23.595	18.243		91.427
8	14:54:38.926	1:00.700	19.241	23.101	18.358		91.928
9	14:55:40.511	1:01.585	19.854	23.276	18.455	1.756	92.054
10	14:56:42.342	1:01.831	20.070	23.736	18.025	1.743	90.198
(7) Alan FREELAND							
1	14:45:16.888	1:09.365	24.177	23.764	21.424		50.118
2	14:47:28.568	2:11.680	41.910	51.173	38.597	1.059	38.835
3	14:49:34.478	2:05.910	55.943	50.840	19.127	0.710	92.435
4	14:50:36.352	1:01.874	20.512	23.483	17.879		92.818
5	14:51:36.869	1:00.517	19.304	23.149	18.064	1.804	89.239
6	14:52:37.610	1:00.741	19.502	23.094	18.145		92.054
7	14:53:38.360	1:00.750	19.552	23.144	18.054	1.780	91.677
8	14:54:39.488	1:01.128	20.100	22.970	18.058	1.758	92.435
9	14:55:41.371	1:01.883	19.940	23.627	18.316		92.181
10	14:56:44.241	1:02.870	19.704	23.691	19.475		91.055
(52) Stewart BLACK							
1	14:45:20.586	1:11.351	24.960	24.347	22.044		41.170
2	14:47:32.653	2:12.067	42.134	50.773	39.160		37.097
3	14:49:37.010	2:04.357	55.345	49.326	19.686	0.710	92.947
4	14:50:39.333	1:02.323	20.141	23.869	18.313		92.181
5	14:51:40.610	1:01.277	19.585	23.551	18.141		92.054
6	14:52:42.050	1:01.440	19.496	23.709	18.235		90.932
7	14:53:43.596	1:01.546	19.594	23.611	18.341		91.802
8	14:54:45.044	1:01.448	19.607	23.434	18.407		91.552
9	14:55:46.747	1:01.703	19.587	23.781	18.335		91.179
10	14:56:50.650	1:03.903	20.260	24.533	19.110		91.055
(37) Ivor GREENWOOD							
1	14:45:24.615	1:15.926	31.628	25.151	19.147		49.489
2	14:47:39.625	2:15.010	44.907	50.327	39.776		39.921
3	14:49:43.013	2:03.388	55.712	48.014	19.662		93.595
4	14:50:44.900	1:01.887	19.975	23.541	18.371		94.385
5	14:51:46.150	1:01.250	19.602	23.313	18.335		93.076
6	14:52:47.564	1:01.414	19.885	23.540	17.989		93.988
7	14:53:48.698	1:01.134	19.477	23.548	18.109		92.690
8	14:54:49.808	1:01.110	19.474	23.421	18.215		92.435
9	14:55:51.347	1:01.539	19.598	23.571	18.370		91.802
10	14:56:53.308	1:01.961	19.568	23.460	18.933		92.054
(2) Steven McGILL							
1	14:45:17.748	1:09.505	24.001	24.901	20.603		51.901
2	14:47:29.223	2:11.475	41.742	51.285	38.448	1.076	40.994
3	14:49:35.292	2:06.069	55.910	50.717	19.442		91.677
4	14:50:36.903	1:01.611	19.986	23.570	18.055		92.435
5	14:51:37.882	1:00.979	19.429	23.468	18.082	1.790	91.802
6	14:52:38.366	1:00.484	19.396	23.120	17.968	1.790	91.552
7	14:53:38.823	1:00.457	19.523	23.036	17.898		92.435
8	14:54:39.707	1:00.884	19.758	23.050	18.076		93.205
9	14:55:41.526	1:01.819	19.952	23.337	18.530		90.077
10	14:56:57.025	1:15.499	19.763	23.672	32.064		89.957
(6) David HUNTER							
1	14:45:16.048	1:08.122	22.948	23.600	21.574		51.502
2	14:47:27.450	2:11.402	41.552	51.419	38.431	1.063	39.175
3	14:49:33.629	2:06.179	55.812	51.330	19.037	0.712	92.947
4	14:50:34.680	1:01.051	19.472	23.416	18.163		92.435
5	14:51:35.844	1:01.164	19.559	23.324	18.281	1.779	92.181
6	14:52:36.534	1:00.690	19.375	23.325	17.990		91.802
7	14:53:38.482	1:01.948	20.149	23.374	18.425		92.818
8	14:54:39.069	1:00.587	19.472	22.720	18.395		93.857
9	14:55:40.690	1:01.621	19.883	23.152	18.586		93.465
10	14:56:57.988	1:17.298	20.051	23.649	33.598		90.198
(58) Mark CUMMING							

Lap	Time of Day	Lap Tm	S1	S2	S3	S3Spd	SFSpd
1	14:45:21.675	1:11.718	24.568	24.538	22.612		38.768
2	14:47:34.148	2:12.473	42.454	50.563	39.456		37.076
3	14:49:38.954	2:04.806	55.925	48.960	19.921		90.932
4	14:50:40.931	1:01.977	20.060	23.805	18.112		92.818
5	14:51:43.545	1:02.614	20.312	24.220	18.082		91.303
6	14:52:46.313	1:02.768	20.137	24.299	18.332		91.055
7	14:53:48.887	1:02.574	20.229	24.008	18.337		93.335
8	14:54:51.164	1:02.277	20.018	24.020	18.239		90.809
9	14:55:53.565	1:02.401	20.145	24.149	18.107		90.932
10	14:56:58.152	1:04.587	20.053	24.325	20.209		91.552
(5) Andrew DUNN							
1	14:45:23.218	1:12.564	24.652	25.017	22.895		36.138
2	14:47:36.146	2:12.928	42.869	50.565	39.494	1.020	36.571
3	14:49:42.064	2:05.918	55.849	49.780	20.289	0.704	90.198
4	14:50:45.150	1:03.086	20.167	24.405	18.514		91.677
5	14:51:47.256	1:02.106	19.825	23.920	18.361	1.750	91.552
6	14:52:49.017	1:01.761	19.609	23.911	18.241		92.181
7	14:53:51.426	1:02.409	19.969	24.029	18.411	1.756	91.427
8	14:54:54.690	1:03.264	20.631	24.047	18.586		90.442
9	14:55:56.975	1:02.285	20.077	23.883	18.325	1.735	90.077
10	14:57:01.135	1:04.160	20.296	24.611	19.253		89.477
(38) Errico PALLAZZO							
1	14:45:21.247	1:12.995	25.565	24.942	22.488		41.995
2	14:47:33.330	2:12.083	42.268	50.469	39.346		36.551
3	14:49:38.627	2:05.297	55.376	49.674	20.247		86.702
4	14:50:42.505	1:03.878	20.815	24.199	18.864		85.596
5	14:51:45.518	1:03.013	20.172	24.047	18.794		87.266
6	14:52:48.662	1:03.144	20.204	24.307	18.633		88.299
7	14:53:51.899	1:03.237	20.760	23.711	18.766		88.299
8	14:54:55.960	1:04.061	21.079	24.359	18.623		88.416
9	14:56:00.379	1:04.419	20.904	24.453	19.062		86.146
10	14:57:04.125	1:03.746	20.349	24.436	18.961		83.363
(68) Will NEAL							
1	14:45:22.741	1:11.753	24.364	25.282	22.107		38.173
2	14:47:35.398	2:12.657	42.702	50.424	39.531		36.771
3	14:49:40.905	2:05.507	55.717	49.692	20.098		90.686
4	14:50:52.797	1:11.892	20.035	33.047	18.810		89.836
5	14:51:55.662	1:02.865	20.242	24.106	18.517		89.836
6	14:52:57.310	1:01.648	19.725	23.684	18.239		89.836
7	14:53:59.095	1:01.785	19.765	23.657	18.363		89.716
8	14:55:00.763	1:01.668	19.883	23.569	18.216		90.564
9	14:56:04.393	1:03.630	20.070	24.713	18.847		88.767
10	14:57:07.172	1:02.779	20.261	23.996	18.522		89.120
(3) Ian McLEISH							
1	14:45:22.223	1:11.347	24.208	24.666	22.473		38.835
2	14:47:34.702	2:12.479	42.378	50.525	39.576	1.035	37.786
3	14:49:40.039	2:05.337	55.772	49.699	19.866	0.704	91.303
4	14:50:44.121	1:04.082	20.482	24.595	19.005		90.564
5	14:51:49.184	1:05.063	20.555	25.913	18.595	1.696	91.179
6	14:52:53.010	1:03.826	20.374	24.808	18.644	1.722	90.442
7	14:53:56.387	1:03.377	20.305	24.515	18.557		90.442
8	14:54:59.401	1:03.014	20.319	24.186	18.509		89.836
9	14:56:04.668	1:05.267	20.442	25.691	19.134		88.884
10	14:57:07.486	1:02.818	20.354	24.019	18.445		90.932
(83) Grant SMITH							
1	14:45:23.964	1:13.699	25.522	25.259	22.918		35.944
2	14:47:38.580	2:14.616	44.660	50.218	39.738		40.820
3	14:49:43.166	2:04.586	55.568	48.714	20.304		90.077
4	14:50:46.167	1:03.001	20.522	23.914	18.565		89.239
5	14:51:48.818	1:02.651	19.750	24.383	18.518		87.837
6	14:52:50.915	1:02.097	19.984	23.812	18.301		88.416
7	14:53:53.197	1:02.282	20.009	23.863	18.410		88.416
8	14:54:55.761	1:02.564	20.109	24.107	18.348		89.957
9	14:56:09.018	1:13.257	29.991	24.781	18.485		86.702
10	14:57:12.228	1:03.210	20.455	24.324	18.431		86.814
(25) John NEIL							
1	14:45:28.210	1:16.351	26.815	27.890	21.646		48.488
2	14:47:41.164	2:12.954	42.733	50.272	39.949	1.042	37.179</

SMRC Armed Forces Appreciation Raceday

Scottish Legends Championship

Knockhill 1.267 miles

Race 9 - Heat 2

21/06/2015 14:40

Race (10 Laps) started at 14:44:07

Lap	Time of Day	Lap Tm	S1	S2	S3	S3Spd	SFSpd	Lap	Time of Day	Lap Tm	S1	S2	S3	S3Spd	SFSpd
3	14:49:48.638	2:07.474	56.503	48.035	22.936	0.696	81.639								
4	14:50:58.081	1:09.443	22.637	27.172	19.634	1.472	87.837								
5	14:52:08.298	1:10.217	22.694	26.914	20.609	1.585	74.234								
6	14:53:16.362	1:08.064	22.375	26.351	19.338		87.153								
7	14:54:24.789	1:08.427	22.109	26.315	20.003	1.619	84.518								
8	14:55:33.416	1:08.627	22.180	26.534	19.913		85.925								
9	14:56:44.550	1:11.134	21.727	28.988	20.419		87.837								

(17) Billy WAIT

1	14:49:11.283	5:03.376	3:52.169	40.097	31.110		25.960
2	14:51:03.620	1:52.337	1:08.807	24.689	18.841		90.077
3	14:52:07.968	1:04.348	20.764	24.691	18.893		90.686
4	14:53:11.811	1:03.843	20.363	24.545	18.935		89.957
5	14:54:15.123	1:03.312	20.368	24.268	18.676		90.320
6	14:55:18.895	1:03.772	20.694	24.034	19.044		89.596
7	14:56:22.834	1:03.939	20.507	24.355	19.077		89.239
8	14:57:26.539	1:03.705	20.575	24.424	18.706		90.442

(16) John BUSHBY

1	14:45:20.025	1:12.408	24.523	25.366	22.519		43.184
2	14:47:31.889	2:11.864	42.022	50.451	39.391	1.039	37.637
3	14:49:36.653	2:04.764	55.054	50.074	19.636	0.711	89.836
4	14:50:40.718	1:04.065	20.433	24.815	18.817	1.675	89.716
5	14:51:44.404	1:03.686	20.309	24.428	18.949		86.814
6	14:52:47.510	1:03.106	20.427	24.299	18.380	1.705	89.477
7	14:53:51.105	1:03.595	20.460	24.482	18.653		88.299
8	14:54:55.380	1:04.275	21.334	24.234	18.707		89.120

(26) Scott HYNDIS

1	14:45:23.311	1:13.537	25.112	24.783	23.642		36.511
2	14:47:37.946	2:14.635	44.644	50.289	39.702		40.040
3	14:49:42.391	2:04.445	55.613	48.524	20.308		88.416
4	14:50:47.948	1:05.557	21.488	24.562	19.507		86.035
5	14:52:21.713	1:33.765	25.368	36.779	31.618		23.125

(31) Daniel McKAY

1	14:46:05.607	1:56.971	52.265	36.817	27.889		35.963
---	--------------	-----------------	---------------	---------------	---------------	--	--------

Clerk of the Course :

Sig : Time :
Chief Timekeeper : Ian Sharp (SMART Timing)

Results available at www.mylaps.com and www.smart-timing.co.uk

Printed: 22/06/2015 22:13:26

Orbits



SMRC Armed Forces Appreciation Raceday

Lapchart


Scottish Legends Championship

Knockhill 1.267 miles

Race 9 - Heat 2

21/06/2015 14:40

Race (10 Laps) started at 14:44:07



Competitors	Laps											
	0	1	2	3	4	5	6	7	8	9	10	
Alan FREELAND (7)	1	7	6	6	6	6	6	6	1	1	1	1
John BUSHBY (16)	2	16	7	7	7	1	1	1	7	6	6	7
Billy WAIT (17)	3	17	2	2	2	7	7	7	6	7	7	52
David HUNTER (6)	4	6	1	1	1	2	2	2	2	2	2	37
Steven McGILL (2)	5	2	16	16	16	52	52	52	52	52	52	2
Errico PALLAZZO (38)	6	38	52	52	52	16	58	58	37	37	37	6
Daniel McKAY (31)	7	31	38	38	38	58	16	16	58	58	58	58
Ivor GREENWOOD (37)	8	37	58	58	58	38	38	37	16	5	5	5
John PATERSON (1)	9	1	3	3	3	3	37	38	5	16	38	38
Stewart BLACK (52)	10	52	68	68	68	37	5	5	38	83	68	68
Scott HYNDS (26)	11	26	5	5	5	5	83	83	83	38	3	3
Mark CUMMING (58)	12	58	26	26	26	83	3	3	3	3	83	83
Grant SMITH (83)	13	83	83	83	37	26	68	68	68	68	25	
Andrew DUNN (5)	14	5	37	37	83	68	25	25	25	25		
Ian McLEISH (3)	15	3	25	25	25	25	26	17	17	17		
Will NEAL (68)	16	68	31	17	17	17	17					
John NEIL (25)	17	25	17									

Clerk of the Course :

Orbits

Sig : Time :
 Chief Timekeeper : Ian Sharp (SMART Timing)
 Results available at www.mylaps.com and www.smart-timing.co.uk



SMRC Armed Forces Appreciation Raceday

Sorted on Laps

Scottish Classics Championship

Knockhill 1.267 miles

Race 10 - 2nd Race

21/06/2015 15:00

Race (12 Laps) started at 15:08:55

Pos	No.	Name	Make/Model	CC	Class Code	Laps	Total Tm	Diff	Best Tm	In Lap	Best Speed
1	77	Tommy GILMARTIN	Morgan +8	3900	CE	12	11:45.389		58.012	4	78.619
2	88	Shonny PATERSON	Triumph TR8	3900	CE	12	11:46.840	1.451	58.109	10	78.488
3	47	Keiron BAILLIE	Lotus 7	1558	CG	12	12:08.322	22.933	58.900	10	77.434
4	4	Stan BERNARD	Porsche 911	2994	CD	12	12:14.070	28.681	1:00.080	3	75.913
5	74	Bruce WEIR	Datsun 260Z	3900	CD	12	12:22.384	36.995	1:00.175	2	75.793
6	32	Alasdair COATES	Ford Mustang	4802	CE	12	12:43.219	57.830	1:02.140	4	73.396
7	14	Mike STEWART	Marco GT	1760	CB	12	12:43.708	58.319	1:02.565	6	72.898
8	29	Richard MERRELL	Alfa Giulia GT	1985	CC	11	11:48.725	1 Lap	1:02.948	5	72.454
9	41	Grant ALLAN	Porsche 911	2994	CD	11	11:51.532	1 Lap	1:02.952	9	72.449
10	46	Robin BENN	Ford Capri	3000	CD	11	11:53.634	1 Lap	1:03.387	9	71.952
11	11	Ian MORTON	MG Midget	1360	CA	11	12:17.075	1 Lap	1:05.777	6	69.338
12	35	Ian BLACKLIN	Ford Capri	3000	CD	11	12:18.426	1 Lap	1:05.226	8	69.924
13	17	Ian DALTRY	Alfasud TI	1490	CA	11	12:18.501	1 Lap	1:05.473	5	69.660

Not classified

DNF	54	Howard GORDON	MG Midget	1380	CA	8	9:23.775	DNF	1:06.748	3	68.329
DNS	59	Blair NIMMO	Ford Capri	3000	CD			DNS		0	-
DNS	39	Harry SIMPSON	Ginetta G4	1650	CG			DNS		0	-
DNS	10	Andy WALKER	Triumph Sport	1300	CH			DNS		0	-
DNS	43	Kenneth BREARLEY	Austin Mini	1380	CA			DNS		0	-
DNS	7	Mike CONNON	Lotus 7 S4	1725	CG			DNS		0	-

Margin of Victory	Avg. Speed	Best Lap Tm	Best Speed	Best Lap by
1.451	77.589	58.012	78.619	77 - Tommy GILMARTIN

Clerk of the Course :

Orbits

Sig : Time :
Chief Timekeeper : Ian Sharp (SMART Timing)

Results available at www.mylaps.com and www.smart-timing.co.uk

Printed: 22/06/2015 19:23:24



SMRC Armed Forces Appreciation Raceday

Scottish Classics Championship

Knockhill 1.267 miles

Race 10 - 2nd Race

21/06/2015 15:00

Race (12 Laps) started at 15:08:55

Lap	Time of Day	Lap Tm	S1	S2	S3	S3Spd	SFSpd
(77) Tommy GILMARTIN							
1	15:09:57.291			22.664	17.230		105.020
2	15:10:56.205	58.914	18.948	22.734	17.232		104.204
3	15:11:54.683	58.478	18.894	22.434	17.150		101.832
4	15:12:52.695	58.012	19.018	22.325	16.669		104.043
5	15:13:51.138	58.443	18.881	22.486	17.076		102.454
6	15:14:49.421	58.283	18.695	22.580	17.008		105.848
7	15:15:48.027	58.606	18.781	22.659	17.166		106.351
8	15:16:46.485	58.458	18.828	22.438	17.192		106.015
9	15:17:44.582	58.097	18.657	22.473	16.967		105.515
10	15:18:42.892	58.310	18.816	22.556	16.938		105.848
11	15:19:41.731	58.839	18.866	22.683	17.290		106.015
12	15:20:40.835	59.104	18.844	23.089	17.171		103.242

(88) Shonny PATERSON							
1	15:09:57.840			23.003	17.096		102.768
2	15:10:56.569	58.729	18.880	22.771	17.078		103.242
3	15:11:55.063	58.494	18.745	22.577	17.172		102.298
4	15:12:53.467	58.404	18.944	22.454	17.006		103.242
5	15:13:51.887	58.420	18.903	22.487	17.030		103.084
6	15:14:50.219	58.332	19.035	22.272	17.025		103.084
7	15:15:49.196	58.977	18.897	22.470	17.610		101.524
8	15:16:47.613	58.417	18.948	22.163	17.306		102.454
9	15:17:46.261	58.648	18.999	22.500	17.149		102.298
10	15:18:44.370	58.109	18.854	22.261	16.994		103.242
11	15:19:43.078	58.708	18.871	22.370	17.467		100.914
12	15:20:42.286	59.208	18.767	23.141	17.300		101.987

(47) Keiron BAILLIE							
1	15:10:01.259			23.901	17.916		97.399
2	15:11:01.488	1:00.229	19.991	22.911	17.327	1.770	97.967
3	15:12:01.877	1:00.389	19.610	23.302	17.477		98.111
4	15:13:00.875	58.998	19.337	22.541	17.120		95.731
5	15:14:01.334	1:00.459	19.423	23.516	17.520		95.868
6	15:15:02.715	1:01.381	20.134	23.219	18.028		93.465
7	15:16:02.531	59.816	19.209	23.117	17.490	1.802	99.272
8	15:17:02.793	1:00.262	19.843	23.239	17.180	1.798	98.688
9	15:18:03.679	1:00.886	19.966	23.434	17.486		98.254
10	15:19:02.579	58.900	19.238	22.659	17.003		97.540
11	15:20:03.477	1:00.898	19.942	23.301	17.655	1.816	96.419
12	15:21:03.768	1:00.291	19.438	22.786	18.067	1.809	92.054

(4) Stan BERNARD							
1	15:09:58.589			22.789	17.255		100.310
2	15:10:58.675	1:00.086	19.351	23.174	17.561		97.540
3	15:11:58.755	1:00.080	19.520	23.192	17.368		97.540
4	15:12:59.822	1:01.067	19.746	23.710	17.611		96.697
5	15:14:00.827	1:01.005	20.073	23.417	17.515		97.540
6	15:15:01.692	1:00.865	20.329	23.133	17.403		97.399
7	15:16:02.245	1:00.553	19.688	23.315	17.550		98.398
8	15:17:02.399	1:00.154	19.797	23.012	17.345		98.543
9	15:18:03.474	1:01.075	20.045	23.180	17.850		93.465
10	15:19:04.503	1:01.029	20.457	23.048	17.524		96.697
11	15:20:07.147	1:02.644	21.367	23.311	17.966		94.651
12	15:21:09.516	1:02.369	20.539	23.550	18.280		94.385

(74) Bruce WEIR							
1	15:10:00.543			23.685	17.859		97.117
2	15:11:00.718	1:00.175	19.333	23.077	17.765		97.540
3	15:12:02.031	1:01.313	19.718	23.663	17.932	1.790	97.967
4	15:13:03.019	1:00.988	19.869	23.440	17.679		98.111
5	15:14:04.067	1:01.048	19.578	23.700	17.770		98.111
6	15:15:05.300	1:01.233	19.628	23.722	17.883		97.540
7	15:16:06.041	1:00.741	19.495	23.597	17.649		98.254
8	15:17:06.915	1:00.874	19.418	23.712	17.744		98.111
9	15:18:09.093	1:02.178	19.745	24.264	18.169		98.111
10	15:19:09.986	1:00.893	19.617	23.484	17.792		96.976
11	15:20:11.063	1:01.077	19.671	23.462	17.944	1.791	97.399
12	15:21:17.830	1:06.767	23.687	24.555	18.525	1.612	96.558

(32) Alasdair COATES							
1	15:10:03.643			24.033	18.465		95.053
2	15:11:06.165	1:02.522	20.333	23.810	18.379		94.785

Lap	Time of Day	Lap Tm	S1	S2	S3	S3Spd	SFSpd
3	15:12:08.379	1:02.214	20.239	23.562	18.413		94.252
4	15:13:10.519	1:02.140	20.293	23.728	18.119		95.731
5	15:14:13.998	1:03.479	20.498	24.126	18.855		91.179
6	15:15:16.688	1:02.690	20.342	23.865	18.483		95.188
7	15:16:19.937	1:03.249	20.397	23.798	19.054		88.183
8	15:17:23.335	1:03.398	20.655	24.156	18.587		95.459
9	15:18:26.344	1:03.009	20.439	24.073	18.497		94.252
10	15:19:29.750	1:03.406	20.406	24.265	18.735		93.335
11	15:20:33.050	1:03.300	20.526	24.281	18.493		94.785
12	15:21:38.665	1:05.615	20.523	24.544	20.548		89.002

(14) Mike STEWART							
1	15:10:05.060			24.740	18.762		86.590
2	15:11:07.788	1:02.728	20.611	23.914	18.203		86.814
3	15:12:11.148	1:03.360	20.482	24.043	18.835		85.925
4	15:13:14.202	1:03.054	20.626	24.045	18.383		87.266
5	15:14:17.144	1:02.942	20.356	24.075	18.511		87.153
6	15:15:19.709	1:02.565	20.161	24.013	18.391		86.927
7	15:16:22.848	1:03.139	20.580	24.124	18.435		86.702
8	15:17:26.077	1:03.229	20.397	24.299	18.533		87.494
9	15:18:29.122	1:03.045	20.303	24.170	18.572		86.590
10	15:19:32.863	1:03.741	20.481	24.712	18.548		87.153
11	15:20:35.909	1:03.046	20.093	24.362	18.591		88.068
12	15:21:39.154	1:03.245	20.264	24.458	18.523		86.814

(29) Richard MERRELL							
1	15:10:06.880			25.151	19.169		83.467
2	15:11:10.879	1:03.999	20.560	24.563	18.876		84.518
3	15:12:15.392	1:04.513	20.373	25.288	18.852		84.200
4	15:13:19.050	1:03.658	20.525	24.418	18.715		84.946
5	15:14:21.998	1:02.948	20.310	24.091	18.547		84.732
6	15:15:25.325	1:03.327	20.363	24.324	18.640		84.839
7	15:16:28.666	1:03.341	20.339	24.150	18.852		84.518
8	15:17:32.746	1:04.080	20.626	24.758	18.696		84.732
9	15:18:36.043	1:03.297	20.310	24.411	18.576		85.162
10	15:19:39.395	1:03.352	20.184	24.521	18.647		84.946
11	15:20:44.171	1:04.776	20.489	25.436	18.851		83.675

(41) Grant ALLAN							
1	15:10:07.805			25.098	19.045		86.702
2	15:11:12.603	1:04.798	21.319	24.380	19.099		86.146
3	15:12:17.142	1:04.539	21.114	24.463	18.962		87.040
4	15:13:21.268	1:04.126	21.166	24.005	18.955		85.925
5	15:14:25.739	1:04.471	21.577	24.293	18.601		86.590
6	15:15:29.573	1:03.834	20.887	24.085	18.862		86.479
7	15:16:33.357	1:03.784	20.746	24.215	18.823		87.040
8	15:17:36.576	1:03.219	20.768	23.808	18.643		87.266
9	15:18:39.528	1:02.952	20.640	23.887	18.425		87.722
10	15:19:43.526	1:03.998	20.887	23.925	19.186	1.707	86.146
11	15:20:46.978	1:03.452	20.760	23.926	18.766		83.571

(46) Robin BENN							
1	15:10:07.202			25.206	19.821		83.260
2	15:11:12.027	1:04.825	20.998	24.804	19.023		82.951
3	15:12:16.316	1:04.289	20.616	24.617	19.056		83.571
4	15:13:20.439	1:04.123	20.573	24.577	18.973		84.200
5	15:14:24.585	1:04.146	20.513	24.525	19.108		83.157
6	15:15:28.494	1:03.909	20.418	24.592	18.899		83.885
7	15:16:32.070	1:03.576	20.329	24.357	18.890		83.885
8	15:17:35.882	1:03.812	20.452	24.592	18.768		84.946
9	15:18:39.269	1:03.387	20.268	24.444	18.675		84.625
10	15:19:43.615	1:04.346	20.205	24.494	19.647		84.306
11	15:20:49.080	1:05.465	21.171	24.390	19.904		80.465

(11) Ian MORTON							
1	15:10:10.141			26.229	19.561		82.039
2	15:11:16.743	1:06.602	21.666	25.159	19.777		81.938
3	15:12:23.195	1:06.452	21.786	25.018	19.648		82.747
4	15:13:29.579	1:06.384	21.782	25.183	19.419		82.543
5	15:14:35.778	1:06.199	21.825	25.094	19.280		82.543
6	15:15:41.555	1:05.777	21.734	24.930	19.113		83.363
7	15:16:47.945	1:06.390					

SMRC Armed Forces Appreciation Raceday

Scottish Classics Championship


Knockhill 1.267 miles

Race 10 - 2nd Race

21/06/2015 15:00

Race (12 Laps) started at 15:08:55

Lap	Time of Day	Lap Tm	S1	S2	S3	S3Spd	SFSpd	Lap	Time of Day	Lap Tm	S1	S2	S3	S3Spd	SFSpd
10	15:20:05.607	1:05.973	21.531	25.277	19.165		83.571								
11	15:21:12.521	1:06.914	22.622	24.838	19.454		81.441								



(35) Ian BLACKLIN

1	15:10:11.414			26.568	20.227		78.032
2	15:11:17.986	1:06.572	21.686	25.174	19.712		78.488
3	15:12:24.247	1:06.261	21.319	25.111	19.831		78.214
4	15:13:30.647	1:06.400	21.604	25.030	19.766		78.857
5	15:14:36.824	1:06.177	21.312	25.219	19.646		79.136
6	15:15:42.766	1:05.942	21.355	25.114	19.473		79.417
7	15:16:49.511	1:06.745	21.138	25.013	20.594		79.136
8	15:17:54.737	1:05.226	21.069	24.840	19.317		79.511
9	15:19:01.188	1:06.451	21.748	25.082	19.621		78.765
10	15:20:08.135	1:06.947	22.076	24.894	19.977		78.672
11	15:21:13.872	1:05.737	21.112	24.824	19.801		78.488

(17) Ian DALTRY

1	15:10:12.055			26.202	20.584		80.561
2	15:11:19.094	1:07.039	21.998	24.862	20.179		80.658
3	15:12:25.640	1:06.546	21.539	24.896	20.111		81.441
4	15:13:32.045	1:06.405	21.375	25.041	19.989		82.240
5	15:14:37.518	1:05.473	21.247	24.669	19.557		82.747
6	15:15:43.318	1:05.800	21.442	24.884	19.474		82.747
7	15:16:49.558	1:06.240	21.475	24.927	19.838		83.571
8	15:17:55.286	1:05.728	21.586	24.544	19.598		82.543
9	15:19:01.559	1:06.273	21.592	24.965	19.716		83.054
10	15:20:08.346	1:06.787	22.037	24.874	19.876		82.240
11	15:21:13.947	1:05.601	21.504	24.581	19.516		83.467

(54) Howard GORDON

1	15:10:12.663			26.203	20.115		82.442
2	15:11:20.211	1:07.548	22.208	25.795	19.545		82.543
3	15:12:26.959	1:06.748	21.645	25.852	19.251	1.629	83.675
4	15:13:33.805	1:06.846	21.491	25.779	19.576		83.571
5	15:14:40.946	1:07.141	21.437	26.334	19.370		83.054
6	15:15:48.791	1:07.845	22.013	26.214	19.618		82.645
7	15:17:00.050	1:11.259	23.547	27.610	20.102		82.341
8	15:18:19.221	1:19.171	25.825	27.561	25.785		30.107

Clerk of the Course :

Orbits

Sig : Time :
 Chief Timekeeper : Ian Sharp (SMART Timing)
 Results available at www.mylaps.com and www.smart-timing.co.uk



SMRC Armed Forces Appreciation Raceday

Lapchart


Scottish Classics Championship

Knockhill 1.267 miles

Race 10 - 2nd Race

21/06/2015 15:00

Race (12 Laps) started at 15:08:55



Competitors	Laps	Laps											
		1	2	3	4	5	6	7	8	9	10	11	12
Tommy GILMARTIN (77)	1	77	77	77	77	77	77	77	77	77	77	77	77
Shonny PATERSON (88)	2	88	88	88	88	88	88	88	88	88	88	88	88
Stan BERNARD (4)	3	4	4	4	4	4	4	4	4	4	47	47	47
Bruce WEIR (74)	4	74	74	47	47	47	47	47	47	47	4	4	4
Keiron BAILLIE (47)	5	47	47	74	74	74	74	74	74	74	74	74	74
Alasdair COATES (32)	6	32	32	32	32	32	32	32	32	32	32	32	32
Mike STEWART (14)	7	14	14	14	14	14	14	14	14	14	14	14	14
Richard MERRELL (29)	8	29	29	29	29	29	29	29	29	29	29	29	29
Robin BENN (46)	9	46	46	46	46	46	46	46	46	46	41	41	41
Grant ALLAN (41)	10	41	41	41	41	41	41	41	41	41	46	46	46
Ian MORTON (11)	11	11	11	11	11	11	11	11	11	11	11	11	11
Ian BLACKLIN (35)	12	35	35	35	35	35	35	35	35	35	35	35	35
Ian DALTRY (17)	13	17	17	17	17	17	17	17	17	17	17	17	17
Howard GORDON (54)	14	54	54	54	54	54	54	54	54	54	54	54	54
-	15												
-	16												
-	17												
-	18												
-	19												

Clerk of the Course :

Orbits

Sig : Time :
 Chief Timekeeper : Ian Sharp (SMART Timing)
 Results available at www.mylaps.com and www.smart-timing.co.uk



SMRC Armed Forces Appreciation Raceday

Sorted on Laps

Celtic Speed Mini Cooper Cup

Knockhill 1.267 miles

Race 11 - 2nd Race

21/06/2015 15:25

Race (9 Laps) started at 15:29:13

Pos	No.	Name	Make/Model	CC	Class Code	Laps	Total Tm	Diff	Best Tm	In Lap	Best Speed
1	1	Kenneth THIRLWALL	Mini Cooper	1600	SM	9	9:40.420		1:03.188	4	72.179
2	20	Kyle REID	Mini Cooper	1600	SM	9	9:40.587	0.167	1:03.295	4	72.057
3	3	Joe TANNER	Mini Cooper	1600	SM	9	9:40.617	0.197	1:03.115	4	72.262
4	70	Oliver MORTIMER	Mini Cooper	1600	SM	9	9:42.536	2.116	1:03.020	4	72.371
5	87	Paul BELL	Mini Cooper	1600	SM	9	9:46.659	6.239	1:03.915	3	71.358
6	27	Lewis CARTER	Mini Cooper	1600	SM	9	9:47.696	7.276	1:03.921	3	71.351
7	38	Scott FORBES	Mini Cooper	1600	SM	9	9:48.030	7.610	1:04.133	7	71.115
8	89	Shane STONEY	Mini Cooper	1600	SM	9	9:48.390	7.970	1:04.173	4	71.071
9	11	Morgan MURRAY	Mini Cooper	1600	SMN	9	9:48.811	8.391	1:03.769	7	71.521
10	6	Daniel DREELAN	Mini Cooper	1600	SM	9	9:51.010	10.590	1:04.415	3	70.804
11	91	Robbie DALGLEISH	Mini Cooper	1600	SMN	9	9:56.147	15.727	1:04.436	7	70.781
12	26	William BLAKE	Mini Cooper	1600	SMN	9	9:56.548	16.128	1:04.591	7	70.611
13	8	Hannah CHAPMAN	Mini Cooper	1600	SM L	9	9:56.677	16.257	1:04.623	8	70.576
14	74	Ian WALSH	Mini Cooper	1600	SMN	9	9:57.168	16.748	1:04.688	7	70.505
15	23	Ian MUNRO	Mini Cooper	1600	SM	9	9:59.435	19.015	1:03.899	3	71.376
16	98	Brandon WALSH	Mini Cooper	1600	SMN	9	10:02.089	21.669	1:05.450	6	69.684

Not classified

DNF	5	Des WHEATLEY	Mini Cooper	1600	SM	5	5:57.834	DNF	1:04.468	3	70.746
DNF	9	Martin McGEOUGH	Mini Cooper	1600	SMN			DNF		0	-
DNF	7	Jonny DREELAN	Mini Cooper	1600	SMN			DNF		0	-
DNF	30	Callum DRYBURGH	Mini Cooper	1600	SM			DNF		0	-

Margin of Victory	Avg. Speed	Best Lap Tm	Best Speed	Best Lap by
0.167	70.720	1:03.020	72.371	70 - Oliver MORTIMER

Clerk of the Course :

Orbits

Sig :
 Chief Timekeeper : Ian Sharp (SMART Timing)

Results available at www.mylaps.com and www.smart-timing.co.uk

Printed: 22/06/2015 17:35:17



SMRC Armed Forces Appreciation Raceday

Celtic Speed Mini Cooper Cup

Knockhill 1.267 miles

Race 11 - 2nd Race

21/06/2015 15:25

Race (9 Laps) started at 15:29:13

Lap	Time of Day	Lap Tm	S1	S2	S3	S3Spd	SFSpd	Lap	Time of Day	Lap Tm	S1	S2	S3	S3Spd	SFSpd
(1) Kenneth THIRLWALL								(89) Shane STONEY							
1	15:30:21.193			24.263	20.296		76.782	7	15:36:50.608	1:04.133	20.555	24.180	19.398		77.581
2	15:31:26.307	1:05.114	20.416	23.929	20.769		75.317	8	15:37:56.193	1:05.585	21.968	24.144	19.473		77.491
3	15:32:29.835	1:03.528	20.669	23.708	19.151		78.950	9	15:39:01.036	1:04.843	20.912	24.187	19.744		77.313
4	15:33:33.023	1:03.188	20.154	23.648	19.386		78.488	1	15:30:22.011			24.385	19.923		76.519
5	15:34:36.914	1:03.891	20.180	23.994	19.717		77.224	2	15:31:26.748	1:04.737	20.975	23.971	19.791		77.047
6	15:35:41.416	1:04.502	21.046	24.057	19.399		77.224	3	15:32:30.945	1:04.197	20.770	23.965	19.462		77.224
7	15:36:45.129	1:03.713	20.271	23.894	19.548		76.172	4	15:33:35.118	1:04.173	20.568	24.184	19.421		77.491
8	15:37:48.960	1:03.831	20.427	24.040	19.364		76.694	5	15:34:40.121	1:05.003	20.646	24.752	19.605		76.958
9	15:38:53.426	1:04.466	20.294	24.137	20.035		76.086	6	15:35:44.902	1:04.781	20.473	24.543	19.765		77.313
(20) Kyle REID								(11) Morgan MURRAY							
1	15:30:21.326			24.215	19.918		77.135	7	15:36:50.187	1:05.285	20.488	24.780	20.017		76.958
2	15:31:25.902	1:04.576	20.669	23.879	20.028		75.914	8	15:37:56.030	1:05.843	21.795	24.283	19.765		75.572
3	15:32:30.263	1:04.361	21.242	23.856	19.263		77.491	9	15:39:01.396	1:05.366	21.284	24.325	19.757		76.694
4	15:33:33.558	1:03.295	20.217	23.769	19.309		78.580	1	15:30:22.942			24.335	19.575		78.032
5	15:34:37.138	1:03.580	20.194	23.911	19.475		78.032	2	15:31:27.783	1:04.841	20.787	24.284	19.770		77.135
6	15:35:41.799	1:04.661	20.956	24.151	19.554		77.761	3	15:32:31.755	1:03.972	20.627	24.052	19.293		77.581
7	15:36:45.336	1:03.537	20.170	23.852	19.515		78.305	4	15:33:36.060	1:04.305	20.372	24.546	19.387		78.580
8	15:37:49.267	1:03.931	20.519	24.082	19.330		77.491	5	15:34:42.083	1:06.023	20.504	24.387	21.132		71.850
9	15:38:53.593	1:04.326	20.246	24.048	20.032		75.657	6	15:35:47.554	1:05.471	21.149	24.847	19.475		78.214
(3) Joe TANNER								(6) Daniel DREELAN							
1	15:30:21.456			24.219	20.301		76.259	7	15:36:51.323	1:03.769	20.382	23.970	19.417		77.491
2	15:31:25.939	1:04.483	21.031	23.806	19.646		77.135	8	15:37:56.449	1:05.126	21.409	24.245	19.472		77.047
3	15:32:29.511	1:03.572	20.415	23.838	19.319		77.224	9	15:39:01.817	1:05.368	21.040	24.450	19.878		76.432
4	15:33:32.626	1:03.115	20.045	23.788	19.282		77.761	1	15:30:25.065			24.811	19.872		75.233
5	15:34:36.951	1:04.325	20.322	24.123	19.880		76.259	2	15:31:30.446	1:05.381	20.936	24.679	19.766		75.914
6	15:35:42.944	1:05.993	20.530	25.187	20.276		77.047	3	15:32:34.861	1:04.415	20.700	24.134	19.581		75.914
7	15:36:46.489	1:03.545	20.143	24.057	19.345		78.032	4	15:33:39.341	1:04.480	20.584	24.270	19.626		75.742
8	15:37:49.707	1:03.218	20.118	23.819	19.281		78.032	5	15:34:44.855	1:05.514	21.321	24.344	19.849		75.572
9	15:38:53.623	1:03.916	20.136	23.953	19.827		77.491	6	15:35:49.438	1:04.583	20.837	24.010	19.736		76.086
(70) Oliver MORTIMER								(91) Robbie DALGLEISH							
1	15:30:20.778				19.986		76.958	7	15:36:54.477	1:05.039	20.955	24.092	19.992		74.647
2	15:31:25.344	1:04.566			19.946		77.135	8	15:37:59.557	1:05.080	20.963	24.321	19.796		75.148
3	15:32:29.210	1:03.866			19.826		49.163	9	15:39:04.016	1:04.459	20.786	24.094	19.579		75.402
4	15:33:32.230	1:03.020			19.459		77.851	1	15:30:25.550			24.492	19.827		75.572
5	15:34:36.768	1:04.538			19.879		73.502	2	15:31:31.451	1:05.901	21.648	24.441	19.812		76.345
6	15:35:44.236	1:07.468			21.614		68.060	3	15:32:37.046	1:05.595	20.639	24.659	20.297		74.647
7	15:36:48.138	1:03.902			19.458		74.647	4	15:33:42.539	1:05.493	21.247	24.461	19.785		76.086
8	15:37:51.863	1:03.725			19.497		70.491	5	15:34:47.568	1:05.029	20.774	24.474	19.781		75.657
9	15:38:55.542	1:03.679			19.470		73.583	6	15:35:52.703	1:05.135	20.942	24.375	19.818		76.345
(87) Paul BELL								(26) William BLAKE							
1	15:30:23.933			24.197	19.990		75.572	7	15:36:57.139	1:04.436	20.602	24.107	19.727		75.657
2	15:31:28.754	1:04.821	20.573	24.640	19.608		76.958	8	15:38:02.678	1:05.539	20.501	25.004	20.034		74.897
3	15:32:32.669	1:03.915	20.390	23.986	19.539		77.135	9	15:39:09.153	1:06.475	21.848	24.781	19.846		75.233
4	15:33:36.898	1:04.229	20.566	24.205	19.458		77.581	1	15:30:26.377			25.152	19.435		77.581
5	15:34:40.959	1:04.061	20.411	24.091	19.559		77.135	2	15:31:32.056	1:05.679	21.303	24.862	19.514		77.851
6	15:35:45.221	1:04.262	20.344	24.207	19.711		77.047	3	15:32:37.130	1:05.074	20.791	24.357	19.926		76.694
7	15:36:50.126	1:04.905	20.523	24.515	19.867		75.317	4	15:33:42.218	1:05.088	20.884	24.569	19.635		77.047
8	15:37:55.150	1:05.024	21.049	24.440	19.535		76.345	5	15:34:47.456	1:05.238	20.617	24.709	19.912		77.135
9	15:38:59.665	1:04.515	20.511	24.415	19.589		76.870	6	15:35:52.958	1:05.502	21.222	24.665	19.615		76.432
(27) Lewis CARTER								(8) Hannah CHAPMAN							
1	15:30:22.441			24.175	19.591		77.135	7	15:36:57.549	1:04.591	20.693	24.372	19.526		77.135
2	15:31:27.635	1:05.194	21.115	24.035	20.044		76.432	8	15:38:02.665	1:05.116	20.618	24.670	19.828		76.432
3	15:32:31.556	1:03.921	20.536	23.956	19.429		77.047	9	15:39:09.554	1:06.889	22.152	24.903	19.834		76.345
4	15:33:35.825	1:04.269	20.383	24.331	19.555		76.958	1	15:30:25.273			24.606	19.746		77.224
5	15:34:40.487	1:04.662	20.501	24.469	19.692		76.345	2	15:31:30.901	1:05.628	21.701	24.396	19.531		77.491
6	15:35:45.384	1:04.897	20.465	24.330	20.102		75.742	3	15:32:37.392	1:06.491	20.922	25.363	20.206		77.135
7	15:36:50.250	1:04.866	20.673	24.362	19.831		76.958	4	15:33:43.507	1:06.115	22.057	24.506	19.552		76.782
8	15:37:56.077	1:05.827	21.963	24.313	19.551		77.224	5	15:34:48.568	1:05.061	21.135	24.369	19.557		77.491
9	15:39:00.702	1:04.625	20.614	24.369	19.642		75.742	6	15:35:53.682	1:05.114	20.991	24.481	19.642		77.047
(38) Scott FORBES								(74) Ian WALSH							
1	15:30:23.474			24.189	19.713		77.491	7	15:36:59.451	1:05.769	21.937	24.505	19.327		77.761
2	15:31:28.165	1:04.691	20.757	24.431	19.503		77.135	8	15:38:04.074	1:04.623	20.975	24.216	19.432		77.491
3	15:32:32.551	1:04.386	20.724	24.027	19.635		77.313	9	15:39:09.683	1:05.609	21.120	25.035	19.454		76.519
4	15:33:37.290	1:04.739	20.349	24.659	19.731		77.313	1	15:30:25.852			24.638	19.720		76.782
5	15:34:41.698	1:04.408	20.449	24.230	19.729		77.047	2	15:31:31.657	1:05.805	21.545	24.527	19.733		76.259
6	15:35:46.475	1:04.777	20.												

SMRC Armed Forces Appreciation Raceday

Celtic Speed Mini Cooper Cup

Knockhill 1.267 miles

Race 11 - 2nd Race

21/06/2015 15:25

Race (9 Laps) started at 15:29:13

Lap	Time of Day	Lap Tm	S1	S2	S3	S3Spd	SFSpd	Lap	Time of Day	Lap Tm	S1	S2	S3	S3Spd	SFSpd
4	15:33:43.120	1:05.953	21.543	24.558	19.852		76.345								
5	15:34:48.030	1:04.910	20.779	24.339	19.792		76.694								
6	15:35:53.505	1:05.475	20.936	24.688	19.851		75.657								
7	15:36:58.193	1:04.688	21.064	24.122	19.502		77.313								
8	15:38:03.412	1:05.219	20.638	24.349	20.232		75.402								
9	15:39:10.174	1:06.762	21.398	25.242	20.122		75.914								

(23) Ian MUNRO

1	15:30:22.212			24.370	19.809		76.519
2	15:31:27.378	1:05.166	21.002	24.110	20.054		76.432
3	15:32:31.277	1:03.899	20.354	24.102	19.443		76.432
4	15:33:35.636	1:04.359	20.402	24.341	19.616		76.086
5	15:34:41.456	1:05.820	20.482	24.707	20.631		73.102
6	15:35:49.260	1:07.804	21.575	25.771	20.458		73.502
7	15:36:56.074	1:06.814	21.478	24.859	20.477		73.664
8	15:38:03.634	1:07.560	21.384	25.370	20.806		73.502
9	15:39:12.441	1:08.807	21.896	25.692	21.219		70.343

(98) Brandon WALSH

1	15:30:27.147		26.912	25.093	19.883		75.233
2	15:31:34.044	1:06.897	21.300	24.754	20.843		64.095
3	15:32:40.635	1:06.591	21.636	24.928	20.027		75.487
4	15:33:46.176	1:05.541	20.926	24.749	19.866		75.914
5	15:34:51.838	1:05.662	20.675	24.648	20.339		72.627
6	15:35:57.288	1:05.450	20.964	24.683	19.803		75.657
7	15:37:02.973	1:05.685	20.753	24.465	20.467		75.233
8	15:38:08.694	1:05.721	20.999	24.802	19.920		75.402
9	15:39:15.095	1:06.401	21.212	24.790	20.399		69.614

(5) Des WHEATLEY

1	15:30:24.086			24.494	19.646		77.047
2	15:31:28.923	1:04.837	20.945	24.257	19.635		76.519
3	15:32:33.391	1:04.468	20.778	24.139	19.551		76.694
4	15:33:38.211	1:04.820	20.559	24.462	19.799		75.742
5	15:35:10.840	1:32.629	35.812	30.232	26.585		33.074

Clerk of the Course :

Orbits

Sig : Time :
 Chief Timekeeper : Ian Sharp (SMART Timing)
 Results available at www.mylaps.com and www.smart-timing.co.uk



SMRC Armed Forces Appreciation Raceday

Lapchart


Celtic Speed Mini Cooper Cup

Knockhill 1.267 miles

Race 11 - 2nd Race

21/06/2015 15:25

Race (9 Laps) started at 15:29:13



Competitors	Laps	Laps								
		1	2	3	4	5	6	7	8	9
Oliver MORTIMER (70)	1	70	70	70	70	70	1	1	1	1
Kenneth THIRLWALL (1)	2	1	20	3	3	1	20	20	20	20
Kyle REID (20)	3	20	3	1	1	3	3	3	3	3
Joe TANNER (3)	4	3	1	20	20	20	70	70	70	70
Shane STONEY (89)	5	89	89	89	89	89	89	87	87	87
Ian MUNRO (23)	6	23	23	23	23	27	87	89	89	27
Lewis CARTER (27)	7	27	27	27	27	87	27	27	27	38
Morgan MURRAY (11)	8	11	11	11	11	23	38	38	38	89
Scott FORBES (38)	9	38	38	38	87	38	11	11	11	11
Paul BELL (87)	10	87	87	87	38	11	23	6	6	6
Des WHEATLEY (5)	11	5	5	5	5	6	6	23	26	91
Daniel DREELAN (6)	12	6	6	6	6	26	91	91	91	26
Hannah CHAPMAN (8)	13	8	8	91	26	91	26	26	74	8
Robbie DALGLEISH (91)	14	91	91	26	91	74	74	74	23	74
Ian WALSH (74)	15	74	74	74	74	8	8	8	8	23
William BLAKE (26)	16	26	26	8	8	98	98	98	98	98
Brandon WALSH (98)	17	98	98	98	98	5				
-	18									
-	19									
-	20									

Clerk of the Course :

Orbits

Sig : Time :
 Chief Timekeeper : Ian Sharp (SMART Timing)
 Results available at www.mylaps.com and www.smart-timing.co.uk



SMRC Armed Forces Appreciation Raceday

Celtic Speed Mini Cooper Cup

Race 17 - 3rd Race

Race (9 Laps) started at 17:50:24

Knockhill 1.267 miles

21/06/2015 17:45

POLE POSITION

2	38 Scott FORBES
4	87 Paul BELL
6	3 Joe TANNER
8	1 Kenneth THIRLWALL
10	6 Daniel DREELAN
12	26 William BLAKE
14	74 Ian WALSH
16	98 Brandon WALSH
18	9 Martin McGEOUGH
20	30 Callum DRYBURGH

1	89 Shane STONEY
3	27 Lewis CARTER
5	70 Oliver MORTIMER
7	20 Kyle REID
9	11 Morgan MURRAY
11	91 Robbie DALGLEISH
13	8 Hannah CHAPMAN
15	23 Ian MUNRO
17	5 Des WHEATLEY
19	7 Jonny DREELAN

1
2
3
4
5
6
7
8
9
10

Clerk of the Course :

Sig : Time :

Chief Timekeeper : Ian Sharp (SMART Timing)

Results available at www.mylaps.com and www.smart-timing.co.uk

Printed: 22/06/2015 17:36:37

Orbits



SMRC Armed Forces Appreciation Raceday

Sorted on Laps

Scottish BMW Compact Cup

Knockhill 1.267 miles

Race 12 - 2nd Race (Groups B & C)

21/06/2015 15:50

Race (12 Laps) started at 15:53:51

Pos	No.	Name	Make/Model	CC	Class Code	Laps	Total Tm	Diff	Best Tm	In Lap	Best Speed
1	87	Andrew WINCHESTER	BMW Compact	1900	BMWCC	12	12:59.100		1:03.815	9	71.470
2	23	David McNAUGHTON	BMW Compact	1900	BMWCC	12	13:00.279	1.179	1:04.165	7	71.080
3	72	Cliff HARPER	BMW Compact	1900	BMWCC	12	13:00.298	1.198	1:03.919	10	71.353
4	91	Neil MacINNES	BMW Compact	1900	BMWCN	12	13:04.569	5.469	1:04.597	8	70.605
5	6	Phil DRYBURGH	BMW Compact	1900	BMWCC	12	13:15.866	16.766	1:04.748	9	70.440
6	61	Nick RUNCIE	BMW Compact	1900	BMWCC	12	13:16.042	16.942	1:05.079	6	70.082
7	81	Douglas SIMPSON	BMW Compact	1900	BMWCN	12	13:16.274	17.174	1:05.274	3	69.872
8	45	Calum KING	BMW Compact	1900	BMWCN	12	13:17.326	18.226	1:04.479	7	70.734
9	18	Graham KELLY	BMW Compact	1900	BMWCN	12	13:17.877	18.777	1:04.672	9	70.523
10	44	Ryan STIRLING	BMW Compact	1900	BMWCC	12	13:17.949	18.849	1:04.501	10	70.710
11	7	Steven KING	BMW Compact	1900	BMWCN	12	13:19.251	20.151	1:04.305	9	70.925
12	8	Derek KINGHORN	BMW Compact	1900	BMWCN	12	13:23.183	24.083	1:04.778	7	70.407
13	78	James LESLIE	BMW Compact	1900	BMWCN	12	13:23.805	24.705	1:04.917	12	70.256
14	68	Donald MacCOLL	BMW Compact	1900	BMWCN	12	13:26.728	27.628	1:05.716	10	69.402
15	76	Jonathan ATKINSON	BMW Compact	1900	BMWCN	12	13:31.938	32.838	1:06.179	7	68.917
16	83	David NOBLE	BMW Compact	1900	BMWCC	12	13:35.663	36.563	1:05.671	11	69.450
17	75	Michael COURTS	BMW Compact	1900	BMWCN	12	13:58.284	59.184	1:04.704	7	70.488
18	17	Duncan GRANT	BMW Compact	1900	BMWCN	11	13:01.064	1 Lap	1:09.153	8	65.953
19	16	Ivor MAIRS	BMW Compact	1900	BMWCC	11	13:03.762	1 Lap	1:08.008	2	67.063

Not classified

DNF	35	Martin BUCHAN	BMW Compact	1999	BMWCN	8	9:13.879	DNF	1:05.668	2	69.453
DNF	89	Shaun FORSYTH	BMW Compact	1900	BMWCN	7	8:03.123	DNF	1:04.493	3	70.718
DNF	59	Brogan KINSELLA	BMW Compact	1900	BMWCN	4	4:26.510	DNF	1:04.536	2	70.671
DNS	92	Carol BROWN	BMW Compact	1900	BMWCC			DNS		0	-
DNS	67	Wendy NEWTON	BMW Compact	1900	BMWCN			DNS		0	-

Margin of Victory	Avg. Speed	Best Lap Tm	Best Speed	Best Lap by
1.179	70.248	1:03.815	71.470	87 - Andrew WINCHESTER

Clerk of the Course :

Orbits

Sig : Time :
Chief Timekeeper : Ian Sharp (SMART Timing)

Results available at www.mylaps.com and www.smart-timing.co.uk

Printed: 22/06/2015 19:15:32



SMRC Armed Forces Appreciation Raceday

Scottish BMW Compact Cup

Knockhill 1.267 miles

Race 12 - 2nd Race (Groups B & C)

21/06/2015 15:50

Race (12 Laps) started at 15:53:51

Lap	Time of Day	Lap Tm	S1	S2	S3	S3Spd	SFSpd	Lap	Time of Day	Lap Tm	S1	S2	S3	S3Spd	SFSpd
(87) Andrew WINCHESTER								(81) Douglas SIMPSON							
1	15:54:59.198			24.508	19.412		78.950	1	15:55:03.506				19.690		77.671
2	15:56:03.514	1:04.316	20.697	24.046	19.573		79.417	2	15:56:09.253	1:05.747			20.048		78.488
3	15:57:09.826	1:06.312	20.899	24.385	21.028		78.488	3	15:57:14.527	1:05.274			19.897		77.761
4	15:58:16.346	1:06.520	22.224	24.786	19.510		79.136	4	15:58:20.314	1:05.787			19.909		78.214
5	15:59:20.806	1:04.460	20.886	24.240	19.334		79.700	5	15:59:27.114	1:06.800			20.358		77.581
6	16:00:24.643	1:03.837	20.506	24.060	19.271		79.890	6	16:00:32.689	1:05.575			20.156		78.305
7	16:01:28.520	1:03.877	20.489	24.035	19.353		79.606	7	16:01:38.475	1:05.786	21.288	24.794	19.704		78.857
8	16:02:32.535	1:04.015	20.659	24.073	19.283		80.658	8	16:02:44.110	1:05.635	20.845	24.955	19.835		79.511
9	16:03:36.350	1:03.815	20.420	24.035	19.360		80.561	9	16:03:49.742	1:05.632	21.021	24.802	19.809		79.323
10	16:04:40.887	1:04.537	20.625	24.357	19.555		80.658	10	16:04:55.940	1:06.198			20.250		79.417
11	16:05:45.904	1:05.017	21.110	24.574	19.333		80.081	11	16:06:01.807	1:05.867			20.135		77.851
12	16:06:50.185	1:04.281	20.505	24.211	19.565		79.136	12	16:07:07.359	1:05.552			19.777		78.672
(23) David McNAUGHTON								(45) Calum KING							
1	15:54:59.417			24.556	19.963		78.397	1	15:55:10.042			26.752	19.694		79.230
2	15:56:03.970	1:04.553	20.708	24.118	19.727		78.672	2	15:56:16.488	1:06.446	21.350	25.196	19.900		78.765
3	15:57:09.308	1:05.338	20.787	24.501	20.050		77.851	3	15:57:22.382	1:05.894	21.035	24.624	20.235		78.672
4	15:58:13.854	1:04.546	20.687	24.321	19.538		78.950	4	15:58:27.983	1:05.601	21.226	24.683	19.692		79.511
5	15:59:18.148	1:04.294	20.558	24.258	19.478		79.511	5	15:59:33.300	1:05.317	20.970	24.767	19.580	1.650	79.136
6	16:00:22.956	1:04.808	21.023	24.216	19.569		79.511	6	16:00:38.331	1:05.031	20.880	24.570	19.581		80.081
7	16:01:27.121	1:04.165	20.576	24.122	19.467		79.323	7	16:01:42.810	1:04.479	20.556	24.269	19.654		78.857
8	16:02:31.439	1:04.318	20.647	24.285	19.386		80.272	8	16:02:47.981	1:05.171	20.792	24.686	19.693		79.985
9	16:03:35.871	1:04.432	20.535	24.402	19.495		79.700	9	16:03:52.570	1:04.589	20.539	24.538	19.512		80.081
10	16:04:40.799	1:04.928	20.746	24.507	19.675		79.136	10	16:04:57.432	1:04.862	20.482	24.528	19.852		78.488
11	16:05:46.585	1:05.786	21.422	24.828	19.536		79.043	11	16:06:02.985	1:05.553	21.034	24.357	20.162		77.491
12	16:06:51.364	1:04.779	20.671	24.392	19.716		77.941	12	16:07:08.411	1:05.426	21.342	24.478	19.606		78.950
(72) Cliff HARPER								(18) Graham KELLY							
1	15:55:01.019			24.620	19.453		79.795	1	15:55:07.395			25.692	20.188		78.305
2	15:56:05.771	1:04.752	21.278	24.003	19.471		80.176	2	15:56:14.654	1:07.259	21.821	24.909	20.529		78.488
3	15:57:10.431	1:04.660	20.668	24.187	19.805		79.230	3	15:57:21.102	1:06.448	21.464	24.762	20.222		79.795
4	15:58:17.182	1:06.751	21.923	24.722	20.106		79.511	4	15:58:26.241	1:05.139	21.103	24.300	19.736		79.795
5	15:59:21.265	1:04.083	20.651	24.089	19.343		79.890	5	15:59:31.654	1:05.413	21.073	24.537	19.803		79.985
6	16:00:25.689	1:04.424	20.567	24.128	19.729		77.047	6	16:00:36.605	1:04.951	20.831	24.522	19.598		79.606
7	16:01:30.011	1:04.322	20.736	24.137	19.449		80.081	7	16:01:41.514	1:04.909	20.971	24.282	19.656		80.465
8	16:02:34.083	1:04.072	20.642	24.174	19.256		80.658	8	16:02:46.863	1:05.349	20.988	24.633	19.728		80.853
9	16:03:38.278	1:04.195	20.691	24.149	19.355		80.081	9	16:03:51.535	1:04.672	20.665	24.331	19.676		79.417
10	16:04:42.197	1:03.919	20.560	23.954	19.405		80.368	10	16:04:57.566	1:06.031	21.074	24.475	20.482		78.305
11	16:05:46.853	1:04.656	20.730	24.325	19.601		80.658	11	16:06:03.103	1:05.537	21.298	24.447	19.792		80.176
12	16:06:51.383	1:04.530	20.728	24.209	19.593		79.700	12	16:07:08.962	1:05.859	21.462	24.698	19.699		79.417
(91) Neil MacINNES								(44) Ryan STIRLING							
1	15:55:01.529			24.584	19.647		78.672	1	15:55:06.212			25.496	20.811		75.064
2	15:56:06.321	1:04.792	20.967	24.335	19.490		79.043	2	15:56:13.370	1:07.158	21.879	25.128	20.151		78.123
3	15:57:11.078	1:04.757	20.901	24.097	19.759		78.580	3	15:57:21.068	1:07.698	21.533	25.902	20.263		77.941
4	15:58:17.536	1:06.458	21.439	24.896	20.123		77.491	4	15:58:27.061	1:05.993	21.433	24.573	19.987		78.765
5	15:59:22.181	1:04.645	20.636	24.266	19.743		80.755	5	15:59:32.586	1:05.525	21.268	24.725	19.532		79.511
6	16:00:27.242	1:05.061	20.628	24.624	19.809		80.272	6	16:00:37.152	1:04.566	20.747	24.377	19.442		79.043
7	16:01:31.955	1:04.713	20.684	24.292	19.737		80.368	7	16:01:42.113	1:04.961	20.971	24.189	19.801		79.417
8	16:02:36.552	1:04.597	20.532	24.394	19.671		80.853	8	16:02:48.628	1:06.515			19.573		79.985
9	16:03:41.292	1:04.740	20.576	24.376	19.788		80.755	9	16:03:53.387	1:04.759		24.257	19.621		79.795
10	16:04:46.115	1:04.823	20.640	24.504	19.679		80.853	10	16:04:57.888	1:04.501	20.605	24.389	19.507		79.417
11	16:05:50.968	1:04.853	20.611	24.497	19.745		80.368	11	16:06:03.348	1:05.460	21.370	24.505	19.585		79.606
12	16:06:55.654	1:04.686	20.596	24.343	19.747		80.755	12	16:07:09.034	1:05.686	21.586	24.664	19.436		80.176
(6) Phil DRYBURGH								(7) Steven KING							
1	15:55:06.696			25.621	20.542		78.488	1	15:55:09.030				19.723		79.136
2	15:56:13.723	1:07.027	21.801	24.995	20.231		79.511	2	15:56:15.622	1:06.592	21.454	24.917	20.221		79.511
3	15:57:20.391	1:06.668	21.474	25.247	19.947		78.488	3	15:57:21.831	1:06.209	21.613	24.685	19.911		78.672
4	15:58:25.762	1:05.371	21.269	24.507	19.595		79.323	4	15:58:28.507	1:06.676	21.568	25.213	19.895		79.417
5	15:59:30.988	1:05.226	21.212	24.496	19.518		79.136	5	15:59:34.538	1:06.031	21.015	25.234	19.782		79.043
6	16:00:36.196	1:05.208	21.048	24.547	19.613		78.857	6	16:00:39.262	1:04.724	20.998	24.355	19.371		79.417
7	16:01:41.158	1:04.962	21.029	24.296	19.637		79.230								
8	16:02:45.982	1:04.824	20.999	24.349	19.476		79.890								
9	16:03:50.730	1:04.748	20.805	24.450	19.493		79.511								
10	16:04:55.733	1:05.003	20.805	24.335	19.863		78.857								
11	16:06:01.230	1:05.497	20.846	24.719	19.932		78.397								
12	16:07:06.951	1:05.721	21.096	24.862	19.763		78.488								
(61) Nick RUNCIE															
1	15:55:04.152			24.889	19.684		79.136								
2	15:56:09.446	1:05.294	20.964	24.504	19.826		78.580								

Clerk of the Course :

Sig : Time :
 Chief Timekeeper : Ian Sharp (SMART Timing)

Results available at www.mylaps.com and www.smart-timing.co.uk

Printed: 22/06/2015 19:15:59

Orbits



SMRC Armed Forces Appreciation Raceday

Scottish BMW Compact Cup

Knockhill 1.267 miles

Race 12 - 2nd Race (Groups B & C)

21/06/2015 15:50

Race (12 Laps) started at 15:53:51

Lap	Time of Day	Lap Tm	S1	S2	S3	S3Spd	SFSpd	Lap	Time of Day	Lap Tm	S1	S2	S3	S3Spd	SFSpd
7	16:01:44.273	1:05.011	20.890	24.380	19.741		79.417	11	16:06:20.784	1:05.671	21.081	24.941	19.649		79.700
8	16:02:49.378	1:05.105	20.885	24.914	19.306		80.176	12	16:07:26.748	1:05.964	21.401	24.882	19.681		79.136
9	16:03:53.683	1:04.305	20.507	24.402	19.396		80.081	(75) Michael COURTS							
10	16:04:58.468	1:04.785	20.974	24.290	19.521		79.417	1	15:55:12.289			26.700	20.052		79.043
11	16:06:03.806	1:05.338	21.323	24.566	19.449		79.230	2	15:56:17.768	1:05.479	20.983	24.526	19.970		79.417
12	16:07:10.336	1:06.530	21.636	25.265	19.629		78.765	3	15:57:23.514	1:05.746	21.006	24.840	19.900		80.272
(8) Derek KINGHORN								4	15:58:29.754	1:06.240	22.020	24.278	19.942		79.700
1	15:55:06.168			25.683	20.188		76.782	5	15:59:35.345	1:05.591	20.993	24.557	20.041		79.795
2	15:56:13.736	1:07.568	21.562	25.463	20.543		77.402	6	16:00:40.320	1:04.975	21.205	24.224	19.546		81.146
3	15:57:22.694	1:08.958	22.068	25.729	21.161		78.950	7	16:01:45.024	1:04.704	20.493	24.388	19.823		80.368
4	15:58:29.262	1:06.568	21.947	24.647	19.974		78.950	8	16:03:00.603	1:15.579	20.792	25.672	29.115		71.164
5	15:59:35.057	1:05.795	21.086	24.830	19.879		78.950	9	16:04:16.000	1:15.397	30.736	24.815	19.846		80.755
6	16:00:41.012	1:05.955	21.652	24.551	19.752		79.136	10	16:05:34.912	1:18.912	20.591	38.020	20.301		80.950
7	16:01:45.790	1:04.778	20.757	24.318	19.703		79.606	11	16:06:41.983	1:07.071	20.812	26.308	19.951		79.795
8	16:02:53.369	1:07.579	20.957	25.103	21.519		76.086	12	16:07:49.369	1:07.386	21.369	25.278	20.739		71.089
9	16:03:59.133	1:05.764	21.038	24.931	19.795	1.577	79.323	(77) Duncan GRANT							
10	16:05:04.549	1:05.416	21.143	24.430	19.843		77.941	1	15:55:12.971			27.889	27.309	21.445	76.086
11	16:06:09.445	1:04.896	20.960	24.365	19.571		79.230	2	15:56:22.506	1:09.535	22.490	26.174	20.871		76.607
12	16:07:14.268	1:04.823	20.653	24.387	19.783		78.857	3	15:57:32.970	1:10.464	22.513	26.870	21.081		76.694
(78) James LESLIE								4	15:58:42.396	1:09.426	22.380	26.091	20.955		77.761
1	15:55:07.021			25.421	20.643		77.761	5	15:59:53.014	1:10.618	22.993	26.655	20.970		77.402
2	15:56:14.602	1:07.581	21.753	24.944	20.884		75.233	6	16:01:03.664	1:10.650	22.448	27.576	20.626		77.851
3	15:57:21.584	1:06.982	21.928	24.725	20.329		78.305	7	16:02:13.379	1:09.715	22.524	26.250	20.941		77.851
4	15:58:27.348	1:05.764	21.362	24.446	19.956		78.765	8	16:03:22.532	1:09.153	22.311	26.131	20.711		77.851
5	15:59:34.109	1:06.761	21.946	24.962	19.853		78.305	9	16:04:32.414	1:09.882	22.888	26.185	20.809		77.761
6	16:00:39.689	1:05.580	21.047	24.444	20.089		78.765	10	16:05:41.683	1:09.269	22.393	26.249	20.627		77.761
7	16:01:45.748	1:06.059	20.916	24.321	20.822		76.958	11	16:06:52.149	1:10.466	22.473	26.099	21.894		76.519
8	16:02:52.768	1:07.020	21.353	24.861	20.806		76.607	(76) Donald MacCOLL							
9	16:03:58.719	1:05.951	21.171	24.676	20.104		76.086	1	15:55:07.963			27.301	25.770	20.185	75.572
10	16:05:04.963	1:06.244	21.289	24.500	20.455		78.580	2	15:56:15.014	1:07.051	21.556	24.952	20.543		75.828
11	16:06:09.973	1:05.010	20.979	24.430	19.601		79.230	3	15:57:22.115	1:07.101	21.811	24.872	20.418		76.172
12	16:07:14.890	1:04.917	20.787	24.430	19.700		79.323	4	15:58:29.905	1:07.790	21.880	25.079	20.831		74.647
(68) Donald MacCOLL								5	15:59:35.752	1:05.847	21.373	24.482	19.992		75.487
1	15:55:07.963			27.301	25.770	20.185	75.572	6	16:00:41.472	1:05.720	21.221	24.693	19.806		76.870
2	15:56:15.014	1:07.051	21.556	24.952	20.543		75.828	7	16:01:47.366	1:05.894	20.946	24.980	19.968		76.607
3	15:57:22.115	1:07.101	21.811	24.872	20.418		76.172	8	16:02:53.744	1:06.378	21.224	25.188	19.966		76.694
4	15:58:29.905	1:07.790	21.880	25.079	20.831		74.647	9	16:03:59.863	1:06.119	21.206	24.808	20.105		75.828
5	15:59:35.752	1:05.847	21.373	24.482	19.992		75.487	10	16:05:05.579	1:05.716	21.086	24.626	20.004		76.259
6	16:00:41.472	1:05.720	21.221	24.693	19.806		76.870	11	16:06:11.657	1:06.078	21.098	24.928	20.052		76.345
7	16:01:47.366	1:05.894	20.946	24.980	19.968		76.607	12	16:07:17.813	1:06.156	21.086	25.047	20.023		76.694
8	16:02:53.744	1:06.378	21.224	25.188	19.966		76.694	(69) Martin BUCHAN							
9	16:03:59.863	1:06.119	21.206	24.808	20.105		75.828	1	15:55:02.366			29.505	30.650	21.158	74.070
10	16:05:05.579	1:05.716	21.086	24.626	20.004		76.259	2	15:56:23.719	1:08.008	21.865	25.704	20.439		76.000
11	16:06:11.657	1:06.078	21.098	24.928	20.052		76.345	3	15:57:32.788	1:09.069	21.676	26.997	20.396		76.000
12	16:07:17.813	1:06.156	21.086	25.047	20.023		76.694	4	15:58:42.732	1:09.944	21.585	27.678	20.681		75.148
(76) Jonathan ATKINSON								5	15:59:53.297	1:10.565			21.053		70.565
1	15:55:08.351			28.478	25.864	20.759	77.047	6	16:01:04.805	1:11.508		26.556	22.339		77.135
2	15:56:16.289	1:07.938	21.646	25.305	20.987		76.172	7	16:02:13.488	1:08.683	21.782	25.985	20.916		69.470
3	15:57:23.451	1:07.162	21.855	24.787	20.520		76.870	8	16:03:22.763	1:09.275	22.667	25.897	20.711		75.914
4	15:58:31.057	1:07.606	22.671	24.788	20.147		76.345	9	16:04:32.513	1:09.750			20.409		77.135
5	15:59:38.159	1:07.102	21.828	24.848	20.426		76.519	10	16:05:46.451	1:13.938		26.537	24.374		71.391
6	16:00:45.238	1:07.079	21.828	25.169	20.082		76.607	11	16:06:54.847	1:08.396			21.437		71.620
7	16:01:51.417	1:06.179	21.281	24.915	19.983		76.694	(85) Martin BUCHAN							
8	16:02:57.786	1:06.369	21.347	25.026	19.996		76.782	1	15:55:02.366			24.671	19.658		79.606
9	16:04:04.268	1:06.482	21.246	24.926	20.310		76.870	2	15:56:08.034	1:05.668	20.898	24.860	19.910		79.230
10	16:05:10.555	1:06.287	21.287	24.853	20.147		76.958	3	15:57:13.958	1:05.924	21.094	24.924	19.906		78.857
11	16:06:16.779	1:06.224	21.306	24.899	20.019		76.870	4	15:58:19.986	1:06.028	21.169	25.003	19.856		79.795
12	16:07:23.023	1:06.244	21.200	24.866	20.178		75.572	5	15:59:27.422	1:07.436	21.109	26.185	20.142		78.857
(83) David NOBLE								6	16:00:33.878	1:06.456	21.242	25.091	20.123		76.694
1	15:55:08.728			26.111	20.453		78.032	7	16:01:41.080	1:07.202	21.543	25.209	20.450		75.657
2	15:56:17.143	1:08.415	22.384	25.840	20.191		78.672	8	16:03:04.964	1:23.884	23.255	34.072	26.557		31.744
3	15:57:23.703	1:06.560	21.411	24.667	20.482		78.488	(89) Shaun FORSYTH							
4	15:58:31.330	1:07.627	22.753	24.892	19.982		78.765	1	15:55:00.246			24.167	20.102		78.765
5	15:59:38.173	1:06.843	22.039	24.790	20.014		79.230	2	15:56:05.292	1:05.046	21.375	24.123	19.548		79.323
6	16:00:50.574	1:12.401			19.498		78.672	3	15:57:09.785	1:04.493	20.524	24.015	19.954		79.136
7	16:01:56.727	1:06.153		25.158	19.714		80.081	4	15:58:20.077	1:10.292	21.420	24.135	24.737		73.182
8	16:03:02.928	1:06.201	21.251	25.136	19.814		79.417	5	15:59:28.442	1:08.365	23.563	24.774	20.028		77.671
9	16:04:09.115	1:06.187	21.604	25.010	19.573		79.795	6	16:00:34.305	1:05.863					

SMRC Armed Forces Appreciation Raceday

Lapchart


Scottish BMW Compact Cup

Knockhill 1.267 miles

Race 12 - 2nd Race (Groups B & C)

21/06/2015 15:50

Race (12 Laps) started at 15:53:51



Competitors	Laps												
	1	2	3	4	5	6	7	8	9	10	11	12	
Andrew WINCHESTER (87)	1	87	87	23	23	23	23	23	23	23	23	87	87
David McNAUGHTON (23)	2	23	23	89	87	87	87	87	87	87	87	23	23
Shaun FORSYTH (89)	3	89	59	87	72	72	72	72	72	72	72	72	72
Brogan KINSELLA (59)	4	59	89	59	91	91	91	91	91	91	91	91	91
Cliff HARPER (72)	5	72	72	72	59	81	61	61	61	61	61	6	6
Neil MacINNES (91)	6	91	91	91	35	61	81	81	81	81	6	61	61
Martin BUCHAN (35)	7	35	35	35	89	35	35	35	6	6	81	81	81
Douglas SIMPSON (81)	8	81	81	81	81	89	89	6	18	18	45	45	45
Nick RUNCIE (61)	9	61	61	61	61	6	6	18	45	45	18	18	18
Derek KINGHORN (8)	10	8	44	6	6	18	18	44	44	44	44	44	44
Ryan STIRLING (44)	11	44	6	44	18	44	44	45	7	7	7	7	7
Phil DRYBURGH (6)	12	6	8	18	44	45	45	7	78	78	8	8	8
James LESLIE (78)	13	78	78	78	78	78	7	75	8	8	78	78	78
Graham KELLY (18)	14	18	18	7	45	7	78	78	68	68	68	68	68
Donald MacCOLL (68)	15	68	68	68	7	8	75	8	76	76	76	76	76
Jonathan ATKINSON (76)	16	76	7	45	8	75	8	68	75	83	83	83	83
David NOBLE (83)	17	83	76	8	75	68	68	76	83	75	75	75	75
Steven KING (7)	18	7	45	76	68	76	76	89	35	17	17	17	17
Calum KING (45)	19	45	83	75	76	83	83	83	17	16	16	16	16
Michael COURTS (75)	20	75	75	83	83	17	17	17	16				
Duncan GRANT (17)	21	17	17	16	17	16	16	16					
Ivor MAIRS (16)	22	16	16	17	16								
-	23												
-	24												

Clerk of the Course :

Orbits

Sig : Time :
 Chief Timekeeper : Ian Sharp (SMART Timing)
 Results available at www.mylaps.com and www.smart-timing.co.uk



SMRC Armed Forces Appreciation Raceday

Sorted on Laps

Scottish Legends Championship

Knockhill 1.267 miles

Race 131- Final

21/06/2015 16:15

Race (12 Laps) started at 16:16:34

Pos	No.	Name	Make/Model	CC	Class Code	Laps	Total Tm	Diff	Best Tm	In Lap	Best Speed
1	31	Daniel McKAY	Chevy Sedan	1250	LT	12	14:38.360		59.993	11	76.023
2	1	John PATERSON	Ford Coupe	1250	L	12	14:38.400	0.040	1:00.387	11	75.527
3	6	David HUNTER	Ford Coupe	1250	L	12	14:40.588	2.228	1:00.710	6	75.125
4	7	Alan FREELAND	Ford Coupe	1250	LT	12	14:43.169	4.809	1:00.366	6	75.553
5	52	Stewart BLACK	Ford Coupe	1250	L	12	14:48.774	10.414	1:01.267	6	74.442
6	37	Ivor GREENWOOD	Ford Coupe	1250	L	12	14:54.191	15.831	1:00.061	4	75.937
7	83	Grant SMITH	Chevy Sedan	1250	L R	12	14:55.502	17.142	1:01.715	5	73.902
8	17	Billy WAIT	Ford Coupe	1250	L	12	14:59.535	21.175	1:01.620	7	74.016
9	3	Ian McLEISH	Ford Coupe	1250	L R	12	15:02.414	24.054	1:02.358	5	73.140
10	58	Mark CUMMING	Ford Coupe	1250	L R	12	15:06.188	27.828	1:02.228	4	73.292
11	16	John BUSHBY	Chevy Sedan	1250	L	12	15:14.799	36.439	1:03.588	4	71.725
12	25	John NEIL				11	15:47.949	1 Lap	1:07.303	6	67.766

Not classified

DNF	2	Steven McGILL	Ford Coupe	1250	L	11	13:41.762	DNF	1:00.376	7	75.541
DNF	68	Will NEAL	Ford Coupe	1250	L R		3.937	DNF		0	-
DNF	5	Andrew DUNN	Ford Coupe	1250	LT R		4.150	DNF		0	-
DNS	26	Scott HYNDS	Ford Coupe	1250	L			DNS		0	-
DNS	38	Errico PALLAZZO	Ford Sedan	1250	LT			DNS		0	-

Announcements

Race distance increased to 12 Laps, 2 laps completed behind the safety Car.

Margin of Victory	Avg. Speed	Best Lap Tm	Best Speed	Best Lap by
0.040	62.309	59.993	76.023	31 - Daniel McKAY

Clerk of the Course :

Orbits

Sig : Time :
 Chief Timekeeper : Ian Sharp (SMART Timing)
 Results available at www.mylaps.com and www.smart-timing.co.uk

Printed: 22/06/2015 22:14:27



SMRC Armed Forces Appreciation Raceday

Scottish Legends Championship

Knockhill 1.267 miles

Race 131- Final

21/06/2015 16:15

Race (12 Laps) started at 16:16:34

Lap	Time of Day	Lap Tm	S1	S2	S3	S3Spd	SFSpd	Lap	Time of Day	Lap Tm	S1	S2	S3	S3Spd	SFSpd
(31) Daniel McKAY								(83) Grant SMITH							
1	16:17:50.367	1:14.915	24.348	23.505	27.062		32.017	3	16:22:05.888	1:54.972	47.587	48.450	18.935		93.726
2	16:20:08.378	2:18.011	46.232	53.700	38.079		35.190	4	16:23:05.949	1:00.061	19.377	22.803	17.881		95.868
3	16:22:04.400	1:56.022	47.563	49.536	18.923		91.303	5	16:24:07.632	1:01.683	20.467	22.973	18.243		93.595
4	16:23:05.490	1:01.090	19.598	23.442	18.050		91.179	6	16:25:08.658	1:01.026	19.923	23.235	17.868		93.857
5	16:24:07.002	1:01.512	20.665	22.865	17.982		91.552	7	16:26:10.040	1:01.382	19.595	23.613	18.174		93.595
6	16:25:07.835	1:00.833	19.603	23.203	18.027		91.303	8	16:27:11.685	1:01.645	19.643	23.805	18.197		92.947
7	16:26:08.655	1:00.820	19.462	23.186	18.172		90.809	9	16:28:13.082	1:01.397	19.448	23.140	18.809		94.518
8	16:27:10.304	1:01.649	20.128	23.455	18.066		91.055	10	16:29:14.304	1:01.222	19.903	23.560	17.759		94.785
9	16:28:11.289	1:00.985	19.817	22.935	18.233		92.435	11	16:30:15.848	1:01.544	20.081	23.459	18.004		93.076
10	16:29:12.014	1:00.725	19.719	23.184	17.822		91.427	12	16:31:28.742	1:12.894	19.709	34.718	18.467		90.320
11	16:30:12.007	59.993	19.190	22.789	18.014		93.205	(83) Grant SMITH							
12	16:31:12.911	1:00.904	19.476	23.408	18.020		90.198	1	16:17:56.691	1:18.255	25.367	28.519	24.369		47.763
(1) John PATERSON								2	16:20:15.658	2:18.967	45.204	55.656	38.107		43.976
1	16:17:53.183	1:16.077	25.692	26.056	24.329		45.996	3	16:22:08.082	1:52.424	46.162	47.318	18.944		90.809
2	16:20:10.321	2:17.138	45.215	54.124	37.799	0.965	34.916	4	16:23:10.314	1:02.232	20.073	23.910	18.249		89.358
3	16:22:04.854	1:54.533	47.503	48.339	18.691	0.787	93.465	5	16:24:12.029	1:01.715	19.961	23.527	18.227		88.649
4	16:23:05.662	1:00.808	19.720	23.187	17.901	1.747	93.465	6	16:25:13.904	1:01.875	19.732	23.753	18.390		88.532
5	16:24:07.054	1:01.392	20.086	23.244	18.062	1.766	91.802	7	16:26:16.114	1:02.210	19.819	23.753	18.638		88.183
6	16:25:08.034	1:00.980	20.184	22.955	17.841	1.755	93.205	8	16:27:18.516	1:02.402	19.838	24.061	18.503		88.183
7	16:26:08.921	1:00.887	19.880	22.956	18.051		91.928	9	16:28:21.163	1:02.647	19.992	24.207	18.448		87.722
8	16:27:10.376	1:01.455	20.200	23.097	18.158	1.755	92.947	10	16:29:23.780	1:02.617	20.004	24.028	18.585		87.722
9	16:28:11.038	1:00.662	19.515	23.089	18.058		91.552	11	16:30:27.002	1:03.222	20.080	24.427	18.715		87.722
10	16:29:11.522	1:00.484	19.241	23.239	18.004	1.800	90.932	12	16:31:30.053	1:03.051	20.186	24.272	18.593		86.814
11	16:30:11.909	1:00.387	19.273	23.120	17.994		92.181	(17) Billy WAIT							
12	16:31:12.951	1:01.042	19.867	23.058	18.117		91.179	1	16:18:03.057	1:27.401	30.867	28.707	27.827		37.680
(6) David HUNTER								2	16:20:24.478	2:21.421	48.123	52.998	40.300		31.198
1	16:17:51.711	1:15.165	25.637	25.153	24.375		39.221	3	16:22:14.269	1:49.791	42.284	46.872	20.635		90.809
2	16:20:09.222	2:17.511	45.590	54.008	37.913	0.959	34.861	4	16:23:16.550	1:02.281	19.952	23.659	18.670		91.677
3	16:22:04.588	1:55.366	47.398	49.193	18.775	0.787	93.857	5	16:24:18.309	1:01.759	19.717	23.294	18.748		91.427
4	16:23:05.728	1:01.140	19.710	23.214	18.216		93.595	6	16:25:20.729	1:02.420	20.035	24.143	18.242		90.809
5	16:24:07.199	1:01.471	19.770	23.412	18.289		94.120	7	16:26:22.349	1:01.620	19.710	23.501	18.409		90.442
6	16:25:07.909	1:00.710	19.764	22.917	18.029	1.763	93.857	8	16:27:24.823	1:02.474	19.672	23.574	19.228		92.054
7	16:26:08.906	1:00.997	19.813	23.031	18.153		92.308	9	16:28:26.601	1:01.778	19.752	23.788	18.238		90.932
8	16:27:10.548	1:01.642	20.357	23.047	18.238		93.205	10	16:29:29.167	1:02.566	19.933	23.725	18.908		89.120
9	16:28:11.485	1:00.937	19.809	23.023	18.105		93.465	11	16:30:31.720	1:02.553	19.904	23.631	19.018		89.836
10	16:29:13.105	1:01.620	20.309	23.212	18.099		92.435	12	16:31:34.086	1:02.366	19.822	23.746	18.798		89.716
11	16:30:14.235	1:01.130	19.258	23.415	18.457		91.179	(3) Ian McLEISH							
12	16:31:15.139	1:00.904	19.447	23.399	18.058		91.802	1	16:17:57.070	1:18.885	25.924	28.498	24.463		49.199
(7) Alan FREELAND								2	16:20:16.221	2:19.151	45.591	55.646	37.914	0.958	46.473
1	16:17:55.965	1:18.494	26.058	28.087	24.349		48.314	3	16:22:08.359	1:52.138	46.123	46.988	19.027	0.799	92.947
2	16:20:14.491	2:18.526	45.351	55.291	37.884	0.963	39.313	4	16:23:13.357	1:04.998	22.392	24.338	18.268	1.620	91.179
3	16:22:07.265	1:52.774	46.458	46.995	19.321	0.796	93.726	5	16:24:15.715	1:02.358	20.099	23.947	18.312		90.932
4	16:23:08.641	1:01.376	19.956	23.396	18.024		95.053	6	16:25:18.676	1:02.961	20.316	24.478	18.167		91.055
5	16:24:09.366	1:00.725	19.768	23.126	17.831		92.818	7	16:26:21.312	1:02.636	20.258	23.994	18.384	1.747	88.532
6	16:25:09.732	1:00.366	19.346	23.172	17.848		92.818	8	16:27:24.655	1:03.343	20.144	24.024	19.175	1.742	88.416
7	16:26:10.205	1:00.473	19.388	23.119	17.966	1.802	92.690	9	16:28:28.128	1:03.473	20.435	24.359	18.679		91.303
8	16:27:12.145	1:01.940	19.701	23.756	18.483		92.308	10	16:29:30.951	1:02.823	20.228	24.226	18.369		89.596
9	16:28:12.971	1:00.826	19.425	23.252	18.149		91.677	11	16:30:33.748	1:02.797	20.417	24.247	18.133		90.442
10	16:29:14.033	1:01.062	19.873	23.233	17.956		92.181	12	16:31:36.965	1:03.217	20.168	24.434	18.615		86.479
11	16:30:15.919	1:01.886	20.600	23.387	17.899		91.552	(58) Mark CUMMING							
12	16:31:17.720	1:01.801	19.679	24.087	18.035		90.809	1	16:17:57.947	1:19.148	25.845	28.848	24.455		48.106
(52) Stewart BLACK								2	16:20:17.596	2:19.649	45.591	56.348	37.710		40.016
1	16:17:54.709	1:18.623	27.002	27.236	24.385		45.558	3	16:22:09.570	1:51.974	45.923	47.344	18.707		91.677
2	16:20:12.359	2:17.650	45.188	54.659	37.803		35.450	4	16:23:11.798	1:02.228	19.974	24.098	18.156		90.198
3	16:22:06.547	1:54.188	46.804	48.096	19.288		92.562	5	16:24:14.606	1:02.808	20.458	24.190	18.160		90.564
4	16:23:08.490	1:01.943	19.946	23.732	18.265		93.335	6	16:25:17.087	1:02.481	20.012	24.139	18.330		89.358
5	16:24:10.271	1:01.781	20.143	23.389	18.249		93.205	7	16:26:19.681	1:02.594	20.364	23.988	18.242		89.957
6	16:25:11.538	1:01.267	19.770	23.428	18.069		92.690	8	16:27:28.894	1:09.213	20.136	24.319	24.758		86.814
7	16:26:12.934	1:01.396	19.614	23.447	18.335		91.677	9	16:28:31.767	1:02.873	20.355	24.223	18.295		91.055
8	16:27:14.720	1:01.786	19.624	23.764	18.398		92.435	10	16:29:34.745	1:02.978	20.430	24.247	18.301		89.596
9	16:28:16.641	1:01.921	19.752	23.740	18.429		92.054	11	16:30:37.774	1:03.029	20.310	24.441	18.278		90.564
10	16:29:18.705	1:02.064	19.820	23.770	18.474		91.677	12	16:31:40.739	1:02.965	20.091	24.421	18.453		86.590
11	16:30:20.772	1:02.067	19.951	24.003	18.113		91.802	(16) John BUSHBY							
12	16:31:23.325	1:02.553	19.878	24.109	18.566		90.442	1	16:17:59.186	1:24.090	29.696	29.230	25.164		44.858
(37) Ivor GREENWOOD								2	16:20:18.557	2:19.371	45.552	56.338	37.481		38.545
1	16:17:54.077	1:18.012													

SMRC Armed Forces Appreciation Raceday

Scottish Legends Championship

Knockhill 1.267 miles

Race 131- Final

21/06/2015 16:15

Race (12 Laps) started at 16:16:34

Lap	Time of Day	Lap Tm	S1	S2	S3	S3Spd	SFSpd	Lap	Time of Day	Lap Tm	S1	S2	S3	S3Spd	SFSpd
7	16:26:27.088	1:04.224	20.566	24.724	18.934	1.696	87.040								
8	16:27:31.057	1:03.969	20.452	24.812	18.705		86.927								
9	16:28:35.823	1:04.766	20.421	25.365	18.980		88.532								
10	16:29:40.309	1:04.486	20.744	24.962	18.780		88.299								
11	16:30:44.543	1:04.234	20.478	24.972	18.784		84.412								
12	16:31:49.350	1:04.807	20.687	24.985	19.135		86.814								

(25) John NEIL

1	16:17:58.029	1:19.899	27.951	28.670	23.278		41.916
2	16:20:20.039	2:22.010	48.090	56.455	37.465	0.940	32.640
3	16:22:21.121	2:01.082	46.343	47.193	27.546	0.801	82.645
4	16:23:29.196	1:08.075	21.998	26.276	19.801	1.355	88.649
5	16:24:37.323	1:08.127	21.913	26.514	19.700	1.608	88.068
6	16:25:44.626	1:07.303	21.426	26.343	19.534		87.837
7	16:26:52.063	1:07.437	21.723	25.683	20.031	1.626	87.837
8	16:28:27.913	1:35.850	22.037	54.041	19.772		88.767
9	16:29:42.986	1:15.073	28.549	26.758	19.766		88.299
10	16:30:50.971	1:07.985	21.733	26.504	19.748		87.266
11	16:32:22.500	1:31.529	21.795	26.297	43.437		75.657

(2) Steven McGILL

1	16:17:55.188	1:18.576	26.651	27.649	24.276		50.419
2	16:20:13.423	2:18.235	45.301	55.109	37.825		36.452
3	16:22:06.811	1:53.388	46.530	47.613	19.245		93.205
4	16:23:08.111	1:01.300	19.962	23.365	17.973		91.677
5	16:24:09.980	1:01.869	19.671	23.943	18.255		92.435
6	16:25:10.625	1:00.645	19.636	23.078	17.931	1.772	92.054
7	16:26:11.001	1:00.376	19.531	23.128	17.717		92.435
8	16:27:12.475	1:01.474	19.650	23.366	18.458	1.795	93.205
9	16:28:13.938	1:01.463	19.484	23.118	18.861		90.564
10	16:29:14.840	1:00.902	19.718	23.205	17.979		92.435
11	16:30:16.313	1:01.473	19.933	23.361	18.179		92.947

Clerk of the Course :

Orbits

Sig : Time :
 Chief Timekeeper : Ian Sharp (SMART Timing)
 Results available at www.mylaps.com and www.smart-timing.co.uk



SMRC Armed Forces Appreciation Raceday

Lapchart


Scottish Legends Championship

Knockhill 1.267 miles

Race 131- Final

21/06/2015 16:15

Race (12 Laps) started at 16:16:34



Competitors	Laps													
	0	1	2	3	4	5	6	7	8	9	10	11	12	
John BUSHBY (16)	1	16	31	31	31	31	31	31	31	31	1	1	1	31
Daniel McKAY (31)	2	31	6	6	6	1	1	6	6	1	31	31	31	1
Billy WAIT (17)	3	17	1	1	1	6	6	1	1	6	6	6	6	6
Ivor GREENWOOD (37)	4	37	37	37	37	37	37	37	37	37	7	7	37	7
Stewart BLACK (52)	5	52	52	52	52	2	7	7	7	7	37	37	7	52
David HUNTER (6)	6	6	2	2	2	52	2	2	2	2	2	2	2	37
Steven McGILL (2)	7	2	7	7	7	7	52	52	52	52	52	52	52	83
John PATERSON (1)	8	1	83	83	83	83	83	83	83	83	83	83	83	17
Alan FREELAND (7)	9	7	3	3	3	58	58	58	58	3	17	17	17	3
John NEIL (25)	10	25	58	58	58	3	3	3	3	17	3	3	3	58
Ian McLEISH (3)	11	3	25	16	16	16	16	17	17	58	58	58	58	16
Grant SMITH (83)	12	83	16	25	17	17	17	16	16	16	16	16	16	16
Will NEAL (68)	13	68	17	17	25	25	25	25	25	25	25	25	25	25
Andrew DUNN (5)	14	5												
Mark CUMMING (58)	15	58												
-	16													
-	17													

Clerk of the Course :

Orbits

Sig : Time :
 Chief Timekeeper : Ian Sharp (SMART Timing)
 Results available at www.mylaps.com and www.smart-timing.co.uk



SMRC Armed Forces Appreciation Raceday

Sorted on Laps

Scottish Fiesta Championship

Knockhill 1.267 miles

Race 14 - 2nd Race

21/06/2015 16:35

Race (13 Laps) started at 16:42:43

Pos	No.	Name	Make/Model	CC	Class Code	Laps	Total Tm	Diff	Best Tm	In Lap	Best Speed
1	1	Wayne MacAULEY	Ford Fiesta ST	2000	ST	13	14:25.148		1:02.336	2	73.165
2	31	George ORR	Ford Fiesta ST	2000	ST	13	14:25.882	0.734	1:02.334	2	73.168
3	51	Chris MILFORD	Ford Fiesta ST	2000	ST	13	14:29.496	4.348	1:03.184	7	72.183
4	7	Kevin WHYTE	Ford Fiesta ST	2000	ST	13	14:30.229	5.081	1:03.106	10	72.273
5	14	John BALFOUR	Ford Fiesta XR2	2000	ST	13	14:32.265	7.117	1:02.842	7	72.576
6	37	Russell MORGAN	Ford Fiesta ST	2000	ST	13	14:42.476	17.328	1:04.338	12	70.889
7	24	Steven GRAY	Ford Fiesta XR2	1600	XR	13	14:49.275	24.127	1:04.687	5	70.506
8	21	Annie BUTTERWORTH	Ford Fiesta XR2	1600	XR	13	15:00.060	34.912	1:05.753	9	69.363
9	17	Gary WEBSTER	Ford Fiesta XR2	1600	XRN	13	15:02.277	37.129	1:05.852	10	69.259
10	18	Barry FARQUHARSON	Ford Fiesta XR2	1600	XRN	13	15:03.702	38.554	1:06.003	4	69.100
11	61	Peter CRUICKSHANK	Ford Fiesta ST	2000	ST	13	15:22.480	57.332	1:04.068	9	71.187
12	20	Chris McNEILL	Ford Fiesta XR2	1600	XR	12	15:23.684	1 Lap	1:11.988	9	63.356

Not classified

DNF	19	Josh ORR	Ford Fiesta XR2	1600	XRN	11	12:49.122	DNF	1:04.924	7	70.249
DNF	25	Andrew CHRISTIE	Ford Fiesta ST	2000	ST	9	10:46.001	DNF	1:05.822	3	69.291
DNF	28	David TAYLOR	Ford Fiesta XR2	1600	XRN	1	1:17.440	DNF		0	-
DNF	50	Jim DEANS	Ford Fiesta XR2	1600	XR			DNF		0	-

Announcements

Race distance increased to 13 Laps, 1 Lap completed behind the Safety Car.

Margin of Victory	Avg. Speed	Best Lap Tm	Best Speed	Best Lap by
0.734	68.533	1:02.334	73.168	31 - George ORR

Clerk of the Course :

Orbits

Sig : Time :
 Chief Timekeeper : Ian Sharp (SMART Timing)
 Results available at www.mylaps.com and www.smart-timing.co.uk

Printed: 22/06/2015 22:23:39



SMRC Armed Forces Appreciation Raceday

Scottish Fiesta Championship

Knockhill 1.267 miles

Race 14 - 2nd Race

21/06/2015 16:35

Race (13 Laps) started at 16:42:43

Lap	Time of Day	Lap Tm	S1	S2	S3	S3Spd	SFSpd	Lap	Time of Day	Lap Tm	S1	S2	S3	S3Spd	SFSpd
(1) Wayne MacAULEY								(37) Russell MORGAN							
1	16:43:49.726			23.802	18.808		82.341	13	16:57:16.030	1:04.260	20.276	24.656	19.328		80.755
2	16:44:52.062	1:02.336	19.862	23.608	18.866		81.839	1	16:43:54.062			24.855	19.575		74.152
3	16:45:54.720	1:02.658	19.952	23.795	18.911		82.240	2	16:44:59.499	1:05.437	21.878	24.196	19.363		79.323
4	16:46:57.278	1:02.558	19.891	23.827	18.840		82.341	3	16:46:04.416	1:04.917	21.241	24.226	19.450		79.136
5	16:48:00.584	1:03.306	20.069	23.863	19.374		69.183	4	16:47:08.865	1:04.449	20.999	24.157	19.293		79.700
6	16:49:46.877	1:46.293	41.488	43.680	21.125		82.039	5	16:48:14.255	1:05.390	20.820	25.115	19.455		79.700
7	16:50:49.392	1:02.515	19.891	23.658	18.966		81.146	6	16:49:51.935	1:37.680	32.664	42.199	22.817		79.606
8	16:51:52.345	1:02.953	20.107	24.032	18.814		81.048	7	16:50:56.357	1:04.422	20.583	24.335	19.504		75.914
9	16:52:56.732	1:04.387	21.219	24.191	18.977		80.853	8	16:52:02.070	1:05.713			19.333		77.941
10	16:53:59.799	1:03.067	20.210	23.862	18.995		81.441	9	16:53:06.866	1:04.796		24.290	19.563		76.607
11	16:55:02.769	1:02.970	20.017	23.845	19.108		81.639	10	16:54:11.857	1:04.991	20.929	24.670	19.392		78.672
12	16:56:05.879	1:03.110	20.137	24.020	18.953		81.048	11	16:55:16.329	1:04.472	20.722	24.420	19.330		78.672
13	16:57:08.913	1:03.034	20.008	23.956	19.070		80.950	12	16:56:20.667	1:04.338	20.743	24.253	19.342		78.123
(31) George ORR								(24) Steven GRAY							
1	16:43:50.792			24.085	18.767		81.839	1	16:43:56.314			26.049	19.846		76.345
2	16:44:53.126	1:02.334	19.794	23.637	18.903		81.343	2	16:45:01.125	1:04.811	20.976	24.275	19.560		76.958
3	16:45:55.549	1:02.423	19.996	23.545	18.882		81.739	3	16:46:05.976	1:04.851	20.843	24.345	19.663		77.047
4	16:46:57.925	1:02.376	19.822	23.654	18.900		81.441	4	16:47:10.761	1:04.785	20.899	24.221	19.665		77.402
5	16:48:01.686	1:03.761	19.909	23.736	20.116		75.572	5	16:48:15.448	1:04.687	20.703	24.259	19.725		77.313
6	16:49:47.461	1:45.775	41.404	43.038	21.333		81.839	6	16:49:52.744	1:37.296	32.494	42.550	22.252		77.313
7	16:50:49.996	1:02.535	19.765	23.837	18.933		81.146	7	16:50:57.528	1:04.784	20.777	24.358	19.649		77.047
8	16:51:52.929	1:02.933	19.953	24.046	18.934		80.950	8	16:52:03.160	1:05.632	20.816	25.111	19.705		76.519
9	16:52:57.042	1:04.113	20.949	24.128	19.036		81.441	9	16:53:08.189	1:05.029	20.881	24.410	19.738		77.047
10	16:54:00.329	1:03.287	20.061	24.018	19.208		81.441	10	16:54:13.299	1:05.110	20.919	24.589	19.602		77.491
11	16:55:03.114	1:02.785	19.989	23.765	19.031		80.755	11	16:55:19.034	1:05.735	21.009	24.797	19.929		76.958
12	16:56:06.408	1:03.294	20.192	23.959	19.143		81.441	12	16:56:25.439	1:06.405	21.476	24.901	20.028		76.870
13	16:57:09.647	1:03.239	20.160	23.917	19.162		79.043	13	16:57:33.040	1:07.601	21.814	25.675	20.112		76.958
(51) Chris MILFORD								(21) Annie BUTTERWORTH							
1	16:43:51.956			24.904	19.061		80.950	1	16:44:00.631			25.899	20.518		74.564
2	16:44:55.900	1:03.944	21.070	23.903	18.971		82.139	2	16:45:08.397	1:07.766			21.146		71.315
3	16:45:59.526	1:03.626	20.488	23.881	19.257		81.244	3	16:46:15.285	1:06.888	22.120	24.734	20.034		74.481
4	16:47:02.919	1:03.393	20.317	23.971	19.105		81.343	4	16:47:21.080	1:05.795	21.402	24.518	19.875		76.259
5	16:48:08.495	1:05.576	20.533	24.830	20.213		77.851	5	16:48:33.632	1:12.552	23.252	27.517	21.783		65.471
6	16:49:49.075	1:40.580	35.664	43.002	21.914		81.441	6	16:49:58.582	1:24.950	24.283	37.544	23.123		76.432
7	16:50:52.259	1:03.184	20.368	23.980	18.836		80.853	7	16:51:04.985	1:06.403			19.798		75.828
8	16:51:55.511	1:03.252	20.151	24.060	19.041		80.853	8	16:52:11.412	1:06.427		25.405	19.978		75.317
9	16:52:59.080	1:03.569	20.316	24.203	19.050		80.853	9	16:53:17.165	1:05.753			19.989		76.432
10	16:54:02.602	1:03.522	20.222	23.999	19.301		81.048	10	16:54:23.119	1:05.954	21.187	24.833	19.934		76.259
11	16:55:05.975	1:03.373	20.332	23.984	19.057		81.048	11	16:55:30.255	1:07.136	21.593	25.334	20.209		75.742
12	16:56:09.175	1:03.200	20.337	23.887	18.976		80.561	12	16:56:37.750	1:07.495			19.852		76.345
13	16:57:13.261	1:04.086	20.491	24.289	19.306		79.890	13	16:57:43.825	1:06.075		24.947	19.892		76.870
(7) Kevin WHYTE								(17) Gary WEBSTER							
1	16:43:52.623			24.851	19.259		79.985	1	16:43:59.425			26.937	20.210		76.000
2	16:44:56.294	1:03.671	20.858	23.909	18.904		80.465	2	16:45:06.876	1:07.451	21.837	25.076	20.538		76.259
3	16:45:59.880	1:03.586	20.471	24.071	19.044		79.890	3	16:46:13.520	1:06.644	21.345	24.976	20.323		76.694
4	16:47:03.403	1:03.523	20.366	23.980	19.177		79.511	4	16:47:20.184	1:06.664	21.263	25.128	20.273		76.870
5	16:48:09.683	1:06.280	20.457	24.990	20.833		78.857	5	16:48:29.466	1:09.282	21.430	26.676	21.176		75.317
6	16:49:49.539	1:39.856	35.575	42.613	21.668		80.755	6	16:49:56.812	1:27.346	23.065	41.359	22.922		76.519
7	16:50:52.694	1:03.155	20.311	23.950	18.894		79.511	7	16:51:03.170	1:06.358	21.079	25.281	19.998		76.694
8	16:51:55.966	1:03.272	20.233	24.075	18.964		79.323	8	16:52:09.648	1:06.478	21.054	25.274	20.150		76.607
9	16:52:59.859	1:03.893	20.566	24.061	19.266		80.465	9	16:53:16.672	1:07.024	21.145	25.579	20.300		76.432
10	16:54:02.965	1:03.106	20.226	23.906	18.974		80.561	10	16:54:22.524	1:05.852	20.946	24.930	19.976		77.047
11	16:55:06.374	1:03.409	20.113	24.333	18.963		79.890	11	16:55:30.433	1:07.909	21.773	25.409	20.727		76.607
12	16:56:10.016	1:03.642	20.356	24.073	19.213		77.941	12	16:56:39.868	1:09.435	23.864	25.498	20.073		76.432
13	16:57:13.994	1:03.978	20.294	24.171	19.513		79.511	13	16:57:46.042	1:06.174	21.347	25.043	19.784		76.694
(14) John BALFOUR								(18) Barry FARQUHARSON							
1	16:43:53.911			24.609	20.112		67.513	1	16:44:02.051			27.186	20.544		74.981
2	16:44:57.800	1:03.889	20.841	24.171	18.877		81.343	2	16:45:09.921	1:07.870	22.034	25.476	20.360		75.064
3	16:46:00.786	1:02.986	20.097	24.091	18.798		81.244	3	16:46:16.093	1:06.172	21.128	24.939	20.105		75.742
4	16:47:03.790	1:03.004	20.062	23.982	18.960		81.048	4	16:47:22.096	1:06.003	20.976	24.883	20.144		75.402
5	16:48:09.008	1:05.218	20.371	24.939	19.908		79.136	5	16:48:34.116	1:12.020	22.570	27.615	21.835		69.758
6	16:49:50.674	1:41.666	36.968	42.410	22.288		81.146	6	16:49:59.713	1:25.597	24.287	38.376	22.934		75.402
7	16:50:53.516	1:02.842	19.969	23.908	18.965		81.540	7	16:51:06.054	1:06.341	20.957	25.087	20.297		74.481
8	16:51:56.802	1:03.286	19												

SMRC Armed Forces Appreciation Raceday

Scottish Fiesta Championship

Knockhill 1.267 miles

Race 14 - 2nd Race

21/06/2015 16:35

Race (13 Laps) started at 16:42:43

Lap	Time of Day	Lap Tm	S1	S2	S3	S3Spd	SFSpd	Lap	Time of Day	Lap Tm	S1	S2	S3	S3Spd	SFSpd
12	16:56:40.294	1:07.576	21.767	25.626	20.183		75.148								
13	16:57:47.467	1:07.173	21.075	25.640	20.458		72.159								

(61) Peter CRUICKSHANK

1	16:44:40.741			24.656	1:07.188		54.737
2	16:45:48.821	1:08.080	23.622	25.263	19.195		81.441
3	16:46:52.928	1:04.107	20.800	24.274	19.033		81.639
4	16:47:59.678	1:06.750	20.681	24.408	21.661		56.871
5	16:49:26.173	1:26.495	40.810	26.063	19.622		80.658
6	16:50:35.141	1:08.968	21.174	25.915	21.879		71.013
7	16:51:40.017	1:04.876	21.287	24.391	19.198		81.048
8	16:52:44.454	1:04.437	20.743	24.235	19.459		80.272
9	16:53:48.522	1:04.068	20.586	24.306	19.176		80.368
10	16:54:52.676	1:04.154	20.649	24.380	19.125		80.658
11	16:55:57.130	1:04.454	20.808	24.342	19.304		80.561
12	16:57:02.011	1:04.881	20.782	24.858	19.241		80.368
13	16:58:06.245	1:04.234	20.497	24.410	19.327		79.700

(20) Chris McNEILL

1	16:44:05.537			27.788	21.764		72.314
2	16:45:19.507	1:13.970	24.309	27.964	21.697		71.315
3	16:46:31.714	1:12.207	23.462	27.030	21.715		71.391
4	16:47:44.344	1:12.630	23.257	27.582	21.791		66.974
5	16:49:14.101	1:29.757	30.695	34.238	24.824		63.730
6	16:50:34.801	1:20.700	26.503	32.027	22.170		70.123
7	16:51:50.417	1:15.616	24.373	29.423	21.820		72.470
8	16:53:08.628	1:18.211	24.572	31.083	22.556		69.977
9	16:54:20.616	1:11.988	23.338	26.958	21.692		72.314
10	16:55:36.408	1:15.792	23.780	30.382	21.630		73.745
11	16:56:52.987	1:16.579	24.860	29.522	22.197		74.647
12	16:58:07.449	1:14.462	23.477	29.422	21.563		74.399

(19) Josh ORR

1	16:43:57.939			26.180	19.723		76.259
2	16:45:02.964	1:05.025	21.148	24.230	19.647		76.870
3	16:46:08.055	1:05.091	20.821	24.562	19.708		76.782
4	16:47:13.124	1:05.069	20.760	24.473	19.836		76.259
5	16:48:20.763	1:07.639	21.597	25.343	20.699		74.564
6	16:49:54.407	1:33.644	29.151	42.584	21.909		76.345
7	16:50:59.331	1:04.924	20.729	24.551	19.644		76.086
8	16:52:04.574	1:05.243	20.904	24.468	19.871		76.086
9	16:53:10.206	1:05.632	20.968	24.735	19.929		75.914
10	16:54:16.725	1:06.519	21.265	24.918	20.336		73.422
11	16:55:32.887	1:16.162	21.898	30.014	24.250		68.617

(25) Andrew CHRISTIE

1	16:44:00.842			30.983	19.924		79.511
2	16:45:08.205	1:07.363	22.397	24.450	20.516		70.640
3	16:46:14.027	1:05.822	21.663	24.635	19.524		80.853
4	16:47:20.548	1:06.521	22.027	24.163	20.331		67.445
5	16:48:33.048	1:12.500	23.365	27.504	21.631		65.343
6	16:49:57.837	1:24.789	24.054	37.372	23.363		77.941
7	16:51:03.969	1:06.132	21.819	24.659	19.654		77.491
8	16:52:12.060	1:08.091	21.443	25.531	21.117		53.345
9	16:53:29.766	1:17.706	25.677	28.245	23.784		42.339

(28) David TAYLOR

1	16:44:01.205			26.070	21.323		72.627
---	--------------	--	--	--------	--------	--	--------

Clerk of the Course :

Orbits

Sig : Time :
 Chief Timekeeper : Ian Sharp (SMART Timing)
 Results available at www.mylaps.com and www.smart-timing.co.uk

Printed: 22/06/2015 19:28:07



SMRC Armed Forces Appreciation Raceday

Lapchart


Scottish Fiesta Championship

Knockhill 1.267 miles

Race 14 - 2nd Race

21/06/2015 16:35

Race (13 Laps) started at 16:42:43



Competitors	Laps												
	1	2	3	4	5	6	7	8	9	10	11	12	13
Wayne MacAULEY (1)	1	1	1	1	1	1	1	1	1	1	1	1	1
George ORR (31)	2	31	31	31	31	31	31	31	31	31	31	31	31
Chris MILFORD (51)	3	51	51	51	51	51	51	51	51	51	51	51	51
Kevin WHYTE (7)	4	7	7	7	7	14	7	7	7	7	7	7	7
John BALFOUR (14)	5	14	14	14	14	7	14	14	14	14	14	14	14
Russell MORGAN (37)	6	37	37	37	37	37	37	37	37	37	37	37	37
Steven GRAY (24)	7	24	24	24	24	24	24	24	24	24	24	24	24
Josh ORR (19)	8	19	19	19	19	19	19	19	19	19	21	21	21
Gary WEBSTER (17)	9	17	17	17	17	17	17	17	17	17	17	17	17
Annie BUTTERWORTH (21)	10	21	25	25	25	25	25	25	21	21	21	18	18
Andrew CHRISTIE (25)	11	25	21	21	21	21	21	21	25	18	18	19	61
David TAYLOR (28)	12	28	18	18	18	18	18	18	18	25	61	61	20
Barry FARQUHARSON (18)	13	18	20	20	20	20	20	61	61	61	20	20	
Chris McNEILL (20)	14	20	61	61	61	61	61	20	20	20			
Peter CRUICKSHANK (61)	15	61											
-	16												

Clerk of the Course :

Orbits

Sig : Time :
 Chief Timekeeper : Ian Sharp (SMART Timing)
 Results available at www.mylaps.com and www.smart-timing.co.uk



SMRC Armed Forces Appreciation Raceday

Sorted on Laps

Scottish Formula Ford 1600 Championship

Knockhill 1.267 miles

Race 15 - 2nd Race

21/06/2015 17:00

Race (12 Laps) started at 17:11:00

Pos	No.	Name	Make/Model	CC	Class Code	Laps	Total Tm	Diff	Best Tm	In Lap	Best Speed
1	78	Adam MacKAY	Ray GR14	1600	FF16A	12	11:12.208		55.294	8	82.483
2	25	Neil MacLENNAN	Ray GR09	1600	FF16A-N	12	11:12.350	0.142	55.226	7	82.585
3	33	Jordan GRONKOWSKI	Van Diemen RF90	1600	FF16A	12	11:16.511	4.303	55.770	10	81.779
4	6	Sebastian MELROSE	Ray GR14	1600	FF16A-N	12	11:40.143	27.935	57.031	10	79.971
5	3	Neil BROOME	Swift SC93C	1600	FF16B	12	11:41.223	29.015	57.123	4	79.842
6	10	Fergus BARLOW	Ray GR09	1600	FF16A-N	12	11:41.326	29.118	56.949	9	80.086
7	99	Stephen BARLOW	Ray 98	1600	FF16A-N	12	11:53.161	40.953	58.414	3	78.078
8	79	Phil HOOKER	Ray GR14	1600	FF16A-N	12	11:53.257	41.049	58.307	9	78.221
9	92	Matthew CHISHOLM	Van Diemen RF92	1600	FF16B	11	11:16.296	1 Lap	57.290	8	79.610
10	16	Ivor MAIRS	Mondiale	1600	FF16B	11	11:28.169	1 Lap	59.959	6	76.066

Not classified

DNS	70	David THORBURN	Ray GR15	1600	FF16A			DNS		0	-
-----	----	----------------	----------	------	-------	--	--	-----	--	---	---

Margin of Victory	Avg. Speed	Best Lap Tm	Best Speed	Best Lap by
0.142	81.418	55.226	82.585	25 - Neil MacLENNAN

Clerk of the Course :

Orbits

Sig : Time :
 Chief Timekeeper : Ian Sharp (SMART Timing)
 Results available at www.mylaps.com and www.smart-timing.co.uk



Printed: 22/06/2015 19:34:20

SMRC Armed Forces Appreciation Raceday

Scottish Formula Ford 1600 Championship

Knockhill 1.267 miles

Race 15 - 2nd Race

21/06/2015 17:00

Race (12 Laps) started at 17:11:00

Lap	Time of Day	Lap Tm	S1	S2	S3	S3Spd	SFSpd	Lap	Time of Day	Lap Tm	S1	S2	S3	S3Spd	SFSpd
(78) Adam MacKAY															
1	17:12:00.119			21.716	16.942		92.054	3	17:14:02.841	58.584	18.893	21.928	17.763		88.532
2	17:12:56.162	56.043	18.065	21.243	16.735		92.562	4	17:15:01.233	58.392	19.143	21.966	17.283		92.818
3	17:13:51.965	55.803	17.872	21.231	16.700	1.939	92.690	5	17:15:58.985	57.752	18.767	21.698	17.287		91.427
4	17:14:47.539	55.574	17.881	21.033	16.660		93.465	6	17:16:56.577	57.592	18.825	21.689	17.078		92.308
5	17:15:43.016	55.477	17.726	21.103	16.648		93.465	7	17:17:54.112	57.535	18.654	21.772	17.109		92.054
6	17:16:38.439	55.423	17.792	21.025	16.606		93.465	8	17:18:51.145	57.033	18.486	21.580	16.967		92.435
7	17:17:33.849	55.410	17.856	20.984	16.570	1.947	93.857	9	17:19:48.094	56.949	18.334	21.492	17.123		93.335
8	17:18:29.143	55.294	17.746	21.008	16.540	1.956	93.857	10	17:20:45.470	57.376			16.929		92.818
9	17:19:24.622	55.479	17.782	21.099	16.598		93.465	11	17:21:44.445	58.975		22.161	17.200		92.690
10	17:20:20.321	55.699	17.857	21.144	16.698		93.726	12	17:22:41.927	57.482	18.502	21.561	17.419		91.677
11	17:21:16.613	56.292	18.170	21.179	16.943		94.385	(99) Stephen BARLOW							
12	17:22:12.809	56.196	17.957	21.431	16.808	1.922	94.252	1	17:12:06.594			23.165	17.650		90.077
(25) Neil MacLENNAN															
1	17:12:00.580			21.492	16.873		93.595	2	17:13:05.763	59.169	19.116	22.375	17.678		89.957
2	17:12:56.578	55.998	18.084	21.198	16.716	1.920	94.120	3	17:14:04.177	58.414	18.955	22.115	17.344		89.716
3	17:13:52.331	55.753	17.940	21.106	16.707		92.947	4	17:15:02.859	58.682	19.048	22.282	17.352		90.320
4	17:14:47.928	55.597	17.919	21.018	16.660		94.120	5	17:16:01.347	58.488	18.933	22.226	17.329		90.198
5	17:15:43.434	55.506	17.823	20.997	16.686		93.988	6	17:17:00.351	59.004	18.960	22.417	17.627		89.716
6	17:16:38.995	55.561	17.789	21.037	16.735		94.385	7	17:17:59.518	59.167	19.072	22.496	17.599		89.358
7	17:17:34.221	55.226	17.786	20.898	16.542		94.651	8	17:18:58.292	58.774	19.054	22.413	17.307		89.477
8	17:18:29.595	55.374	17.804	20.955	16.615		94.252	9	17:19:57.106	58.814	19.038	22.509	17.267		89.957
9	17:19:24.903	55.308	17.777	20.947	16.584		94.651	10	17:20:55.899	58.793	19.164	22.417	17.212		90.198
10	17:20:20.515	55.612	17.882	21.099	16.631		94.919	11	17:21:55.035	59.136	19.022	22.578	17.536		90.320
11	17:21:16.880	56.365	18.280	21.030	17.055		95.731	12	17:22:53.762	58.727	18.863	22.470	17.394		90.077
12	17:22:12.951	56.071	17.882	21.392	16.797		95.595	(79) Phil HOOKER							
(33) Jordan GRONKOWSKI															
1	17:12:01.097			21.520	17.144		91.928	1	17:12:07.421		24.124	23.151	17.729		91.802
2	17:12:57.491	56.394	18.022	21.334	17.038		91.677	2	17:13:07.612	1:00.191	19.910	22.704	17.577	1.783	91.303
3	17:13:53.402	55.911	17.829	21.186	16.896		92.181	3	17:14:06.777	59.165	19.271	22.462	17.432		90.686
4	17:14:49.451	56.049	17.940	21.137	16.972		92.054	4	17:15:06.043	59.266	19.327	22.427	17.512		91.552
5	17:15:45.492	56.041	17.824	21.352	16.865		92.308	5	17:16:04.631	58.588	18.917	22.271	17.400	1.842	92.181
6	17:16:41.483	55.991	17.917	21.311	16.763		92.690	6	17:17:03.214	58.583	18.853	22.239	17.491		91.928
7	17:17:37.285	55.802	17.717	21.304	16.781		92.690	7	17:18:01.661	58.447	18.933	22.135	17.379		92.054
8	17:18:33.260	55.975	17.751	21.202	17.022		92.562	8	17:19:00.232	58.571	18.866	22.334	17.371		89.002
9	17:19:29.268	56.008	17.890	21.304	16.814		92.308	9	17:19:58.539	58.307	19.085	22.137	17.085	1.841	91.928
10	17:20:25.038	55.770	17.873	21.111	16.786		92.818	10	17:20:56.904	58.365	18.936	22.198	17.231	1.863	92.181
11	17:21:21.099	56.061	17.805	21.375	16.881		92.562	11	17:21:55.522	58.618	18.877	22.421	17.320	1.858	92.181
12	17:22:17.112	56.013	17.800	21.397	16.816		92.690	12	17:22:53.858	58.336	18.968	22.039	17.329	1.849	92.181
(6) Sebastian MELROSE															
1	17:12:05.534			22.660	17.378		92.947	(92) Matthew CHISHOLM							
2	17:13:04.339	58.805	19.149	21.936	17.720		92.308	1	17:12:02.812			22.160	17.347		88.884
3	17:14:02.686	58.347	19.308	21.715	17.324		91.928	2	17:13:00.494	57.682	18.560	21.877	17.245		88.416
4	17:15:01.013	58.327	19.043	21.848	17.436		92.947	3	17:13:58.174	57.680	18.549	21.811	17.320		88.183
5	17:15:58.526	57.513	18.563	21.667	17.283		92.690	4	17:14:56.830	58.656			17.944		88.767
6	17:16:56.010	57.484	18.703	21.610	17.171		93.205	5	17:15:54.129	57.299		21.612	17.252		89.716
7	17:17:53.314	57.304	18.557	21.660	17.087		93.205	6	17:16:52.393	58.264	19.039	21.965	17.260		88.767
8	17:18:50.529	57.215	18.562	21.687	16.966		92.818	7	17:17:50.626	58.233	18.828	22.260	17.145		88.649
9	17:19:47.754	57.225	18.567	21.642	17.016		92.947	8	17:18:47.916	57.290	18.805	21.474	17.011		89.120
10	17:20:44.785	57.031	18.457	21.574	17.000		93.857	9	17:19:46.380	58.464	18.430	22.323	17.711		90.077
11	17:21:42.860	58.075	18.886	22.081	17.108		93.076	10	17:20:44.379	57.999	19.003	21.747	17.249		89.239
12	17:22:40.744	57.884	18.673	21.901	17.310	1.875	92.435	11	17:22:16.897	1:32.518	22.428	39.318	30.772		34.735
(3) Neil BROOME															
1	17:12:04.506			22.223	17.246		90.564	(16) Ivor MAIRS							
2	17:13:01.812	57.306	18.393	21.628	17.285		89.957	1	17:12:08.613		23.268	23.288	18.189		86.814
3	17:13:58.951	57.139	18.422	21.797	16.920		91.802	2	17:13:08.685	1:00.072	19.248	22.836	17.988		86.479
4	17:14:56.074	57.123	18.373	21.673	17.077		91.179	3	17:14:08.718	1:00.033	19.338	22.717	17.978		86.146
5	17:15:53.932	57.858	18.528	22.144	17.186	1.885	90.932	4	17:15:08.801	1:00.083	19.415	22.832	17.836		87.040
6	17:16:52.360	58.428	19.339	22.075	17.014		92.054	5	17:16:09.404	1:00.603	19.343	23.171	18.089		86.814
7	17:17:50.719	58.359	18.771	22.114	17.474		90.809	6	17:17:09.363	59.959	19.330	22.644	17.985		85.925
8	17:18:48.255	57.536	19.366	21.374	16.796		92.435	7	17:18:14.747	1:05.384	20.793	24.762	19.829		76.782
9	17:19:46.160	57.905	18.519	22.054	17.332		90.320	8	17:19:24.403	1:09.656	21.359	25.280	23.017		73.826
10	17:20:44.420	58.260	19.576	21.578	17.106		92.562	9	17:20:28.191	1:03.788	20.478	25.276	18.034	1.543	86.927
11	17:21:43.181	58.761	19.455	22.163	17.143	1.836	91.928	10	17:21:28.534	1:00.343	19.525	22.970	17.848		86.702
12	17:22:41.824	58.643	18.536	22.084	18.023	1.881	91.802	11	17:22:28.770	1:00.236	19.368	22.952	17.916		87.266
(10) Fergus BARLOW															
1	17:12:05.272			22.466	17.469		90.564								
2	17:13:04.257	58.985	18.880	22.336	17.769		87.952								

SMRC Armed Forces Appreciation Raceday

Lapchart


Scottish Formula Ford 1600 Championship

Knockhill 1.267 miles

Race 15 - 2nd Race

21/06/2015 17:00

Race (12 Laps) started at 17:11:00



Competitors	Laps												
	1	2	3	4	5	6	7	8	9	10	11	12	
Adam MacKAY (78)	1	78	78	78	78	78	78	78	78	78	78	78	78
Neil MacLENNAN (25)	2	25	25	25	25	25	25	25	25	25	25	25	25
Jordan GRONKOWSKI (33)	3	33	33	33	33	33	33	33	33	33	33	33	33
Matthew CHISHOLM (92)	4	92	92	92	3	3	3	92	92	3	92	6	6
Neil BROOME (3)	5	3	3	3	92	92	92	3	3	92	3	3	3
Fergus BARLOW (10)	6	10	10	6	6	6	6	6	6	6	6	10	10
Sebastian MELROSE (6)	7	6	6	10	10	10	10	10	10	10	10	99	99
Stephen BARLOW (99)	8	99	99	99	99	99	99	99	99	99	99	79	79
Phil HOOKER (79)	9	79	79	79	79	79	79	79	79	79	79	92	92
Ivor MAIRS (16)	10	16	16	16	16	16	16	16	16	16	16	16	16
-	11												

Clerk of the Course :

Orbits

Sig : Time :
 Chief Timekeeper : Ian Sharp (SMART Timing)
 Results available at www.mylaps.com and www.smart-timing.co.uk



SMRC Armed Forces Appreciation Raceday

Sorted on Laps

Scottish Saloons & Sportscars Championship

Knockhill 1.267 miles

Race 16 - 2nd Race

21/06/2015 17:20

Race (12 Laps) started at 17:32:01

Pos	No.	Name	Make/Model	CC	Class	Laps	Total Tm	Diff	Best Tm	In Lap	Best Speed
1	88	Ian DONALDSON	Mitsubishi Evo	2000	A1	12	10:48.562		53.317	4	85.542
2	51	Roddie PATERSON	Caterham	2300	A3	12	10:51.563	3.001	53.071	9	85.938
3	78	David HEADEN	Caterham CSR	2300	A3	12	10:55.347	6.785	53.370	7	85.457
4	79	Paul BRYDON	BMW M3	3200T	A2	12	11:09.848	21.286	54.338	4	83.935
5	8	Finlay CROCKER	Seat Leon Eurocup	2000	A2	12	11:13.521	24.959	54.517	7	83.659
6	4	Mark DAWSON	VW Corrado	1900	B1	12	11:48.992	1:00.430	56.743	3	80.377
7	33	Stephen HENDERSON	Sylva Riot	1800	A3	11	10:56.182	1 Lap	58.178	3	78.395
8	89	William ROBSON	Ford Focus RS	2500	B1	11	11:07.166	1 Lap	59.183	2	77.063
9	99	John WILSON	Ford Focus RS	2500	B1	11	11:07.505	1 Lap	59.623	6	76.495
10	80	Iain SINCLAIR	Westfield	1998	B2	11	11:13.312	1 Lap	59.603	3	76.520
11	92	Michael KELLY	Mazda MX5	1600	MX5	10	11:19.435	2 Laps	1:06.296	7	68.795
12	97	Olly ROSS	Mazda MX5	1600	MX5	10	11:19.731	2 Laps	1:06.295	5	68.796
13	34	Ian CREHAN	Mazda MX5	1600	MX5	9	10:52.378	3 Laps	1:09.606	8	65.524
14	93	David SMAIL	Mazda MX5	1600	MX5	9	11:02.835	3 Laps	1:10.706	8	64.504
15	35	Andrew MACKIE	Mitsubishi Evo	2000	B1	9	11:17.183	3 Laps	1:13.662	4	61.916

Not classified

DNS	54	Andrew MORRISON	Seat Leon Cupra	1994	A2			DNS		0	-
DNS	9	Martin McGEOUGH	Subaru Impreza	2000	B1			DNS		0	-
DNS	55	Fiona KINDNESS	Subaru Impreza	2350	A1			DNS		0	-
DNS	27	David BREWIS	ADR Sport	998	A3			DNS		0	-
DNS	59	Gary WAIT	Ford Sierra Cosworth	2000	A2			DNS		0	-

Announcements

New Track Record (56.743) for SMRC Sports/Sal. (B1) by Mark DAWSON.

Margin of Victory	Avg. Speed	Best Lap Tm	Best Speed	Best Lap by
3.001	84.387	53.071	85.938	51 - Roddie PATERSON

Clerk of the Course :

Orbits

Sig : Time :
Chief Timekeeper : Ian Sharp (SMART Timing)

Results available at www.mylaps.com and www.smart-timing.co.uk

Printed: 22/06/2015 22:20:31



SMRC Armed Forces Appreciation Raceday

Scottish Saloons & Sportscars Championship

Knockhill 1.267 miles

Race 16 - 2nd Race

21/06/2015 17:20

Race (12 Laps) started at 17:32:01

Lap	Time of Day	Lap Tm	S1	S2	S3	S3Spd	SFSpd	Lap	Time of Day	Lap Tm	S1	S2	S3	S3Spd	SFSpd
(88) Ian DONALDSON								(33) Stephen HENDERSON							
1	17:32:59.150			20.938	15.751		114.323	3	17:34:59.928	56.743	18.237	21.716	16.790		102.142
2	17:33:52.566	53.416	17.469	20.374	15.573		113.166	4	17:35:57.865	57.937	18.329	22.491	17.117		101.371
3	17:34:45.929	53.363	17.379	20.451	15.533		112.976	5	17:36:55.206	57.341	18.460	21.933	16.948		100.762
4	17:35:39.246	53.317	17.279	20.479	15.559		112.597	6	17:37:53.339	58.133	18.560	22.395	17.178		100.762
5	17:36:32.653	53.407	17.255	20.357	15.795		112.033	7	17:38:51.857	58.518	18.809	22.558	17.151		101.066
6	17:37:26.586	53.933	17.824	20.550	15.559		114.323	8	17:39:50.610	58.753	18.962	22.539	17.252		99.863
7	17:38:19.996	53.410	17.423	20.397	15.590		113.549	9	17:40:49.954	59.344	18.843	23.111	17.390		98.833
8	17:39:14.436	54.440	17.632	21.076	15.732		113.166	10	17:41:49.791	59.837	19.043	23.413	17.381		100.762
9	17:40:08.423	53.987	17.537	20.888	15.562		113.742	11	17:42:48.370	58.579	19.103	22.535	16.941		99.566
10	17:41:02.708	54.285	17.890	20.670	15.725		114.323	12	17:43:50.704	1:02.334	19.402	23.777	19.155		83.885
11	17:41:56.229	53.521	17.394	20.448	15.679		112.786	(89) William ROBSON							
12	17:42:50.274	54.045	17.454	20.769	15.822		113.742	1	17:33:06.962			23.116	17.514		94.518
(51) Roddie PATERSON								2	17:34:05.700	58.738	19.020	22.580	17.138		93.205
1	17:32:59.756			21.110	15.687		111.660	3	17:35:03.878	58.178	18.554	22.438	17.186		93.335
2	17:33:53.629	53.873	17.490	20.630	15.753		110.374	4	17:36:02.134	58.256	18.621	22.499	17.136		93.365
3	17:34:47.478	53.849	17.257	20.677	15.915		110.193	5	17:37:00.351	58.217	18.639	22.552	17.026		93.465
4	17:35:41.312	53.834	17.489	20.682	15.663		110.922	6	17:37:59.529	59.178	18.917	23.224	17.037		93.335
5	17:36:35.228	53.916	17.296	20.584	16.036		111.290	7	17:38:59.224	59.695	18.951	22.491	18.253		91.427
6	17:37:28.769	53.541	17.172	20.781	15.588		110.012	8	17:39:58.142	58.918	18.728	22.269	17.921		93.205
7	17:38:22.377	53.608	17.430	20.469	15.709		110.012	9	17:40:57.412	59.270	19.800	22.523	16.947		93.857
8	17:39:17.073	54.696	17.275	21.641	15.780		108.588	10	17:41:57.950	1:00.538	20.033	22.735	17.770		92.308
9	17:40:10.144	53.071	17.354	20.348	15.369		112.033	11	17:42:57.894	59.944	19.276	22.580	18.088		91.179
10	17:41:05.217	55.073	17.663	21.646	15.764		111.660	(89) William ROBSON							
11	17:41:58.625	53.408	17.276	20.504	15.628		111.846	1	17:33:07.805			23.146	17.759		102.768
12	17:42:53.275	54.650	17.255	21.695	15.700		110.922	2	17:34:06.988	59.183	19.125	22.879	17.179		102.298
(78) David HEADEN								3	17:35:07.291	1:00.303	19.182	23.540	17.581		101.371
1	17:33:00.341			21.119	15.763		110.739	4	17:36:07.156	59.865	19.324	23.104	17.437		101.987
2	17:33:54.225	53.884	17.685	20.604	15.595		111.660	5	17:37:07.324	1:00.168	19.406	23.279	17.483		101.066
3	17:34:47.929	53.704	17.451	20.744	15.509		111.105	6	17:38:06.997	59.673	19.461	23.043	17.169		102.142
4	17:35:42.562	54.633	17.477	20.728	16.428		109.474	7	17:39:06.923	59.926	19.254	23.153	17.519		101.218
5	17:36:36.030	53.468	17.213	20.559	15.696		110.012	8	17:40:07.027	1:00.104	19.376	23.419	17.309		101.678
6	17:37:29.473	53.443	17.330	20.495	15.618		109.474	9	17:41:08.735	1:01.708	20.015	24.394	17.299		102.142
7	17:38:22.843	53.370	17.346	20.454	15.570		110.556	10	17:42:08.534	59.799	19.114	23.501	17.184		102.142
8	17:39:17.366	54.523	17.374	21.614	15.535		109.474	11	17:43:08.878	1:00.344	19.242	23.740	17.362		101.678
9	17:40:11.150	53.784	17.546	20.520	15.718		109.474	(99) John WILSON							
10	17:41:07.095	55.945	17.753	22.382	15.810		110.012	1	17:33:08.681			23.351	17.588		99.419
11	17:42:01.739	54.644	17.773	21.007	15.864		110.739	2	17:34:09.403	1:00.722	19.758	23.135	17.829		101.218
12	17:42:57.059	55.320	17.551	21.820	15.949		109.832	3	17:35:09.692	1:00.289	19.916	22.909	17.464		99.272
(79) Paul BRYDON								4	17:36:09.633	59.941	19.584	22.674	17.683		97.399
1	17:33:02.506				16.344		106.015	5	17:37:09.263	59.630	19.277	22.955	17.398		99.125
2	17:33:57.636	55.130			16.288		95.459	6	17:38:08.886	59.623	19.302	22.529	17.792		97.540
3	17:34:53.169	55.533			49.453		95.453	7	17:39:08.524	59.638	19.488	22.830	17.320		98.979
4	17:35:47.507	54.338			16.330		98.688	8	17:40:08.447	59.923	19.347	23.027	17.549		98.543
5	17:36:42.932	55.425			16.261		93.076	9	17:41:09.176	1:00.729	19.973	23.307	17.449		101.678
6	17:37:38.252	55.320			16.307		109.118	10	17:42:09.032	59.856	19.202	23.578	17.076		102.611
7	17:38:33.248	54.996			16.315		108.238	11	17:43:09.217	1:00.185	19.411	23.287	17.487		101.371
8	17:39:28.947	55.699			16.740		96.143	(80) Iain SINCLAIR							
9	17:40:24.312	55.365					98.111	1	17:33:10.382			23.829	17.945		95.323
10	17:41:19.333	55.021			16.311		96.836	2	17:34:10.677	1:00.295	20.046	22.822	17.427	1.767	95.323
11	17:42:15.105	55.772			16.688		78.214	3	17:35:10.280	59.603	19.395	22.979	17.229	1.823	96.143
12	17:43:11.560	56.455			16.830		95.868	4	17:36:10.006	59.726	19.535	22.851	17.340		93.726
(8) Finlay CROCKER								5	17:37:09.924	59.918	19.689	22.935	17.294		93.465
1	17:33:03.483			21.580	16.627		100.914	6	17:38:09.772	59.848	19.585	22.516	17.747		91.179
2	17:33:58.675	55.192	17.898	20.880	16.414		101.218	7	17:39:11.836	1:02.064	20.543	23.885	17.636		91.677
3	17:34:53.370	54.695	17.547	20.759	16.389		100.161	8	17:40:12.909	1:01.073	19.630	23.246	18.197		92.562
4	17:35:48.165	54.795	17.716	20.724	16.355		100.310	9	17:41:13.327	1:00.418	19.590	22.934	17.894		92.562
5	17:36:43.305	55.140	17.580	21.163	16.397		100.310	10	17:42:14.282	1:00.955	19.467	22.874	18.614		90.198
6	17:37:39.326	56.021	17.500	22.142	16.379		99.863	11	17:43:15.024	1:00.742	19.741	22.963	18.038	1.749	90.564
7	17:38:33.843	54.517	17.506	20.657	16.354		99.714	(92) Michael KELLY							
8	17:39:28.995	55.152	17.704	20.930	16.518		100.310	1	17:33:15.888			25.512	20.399		76.519
9	17:40:26.438	57.443	18.064	21.213	18.166	1.941	95.188	2	17:34:23.107	1:07.219	21.263	25.717	20.239		76.345
10	17:41:21.804	55.366	17.989	20.938	16.439		100.011	3	17:35:30.126	1:07.019	21.494	25.461	20.064		76.782
11	17:42:17.576	55.772	17.804	20.735	17.233		97.824	4	17:36:36.883	1:06.757	21.451	25.270	20.036		76.958
12	17:43:15.233	57.657	18.120	22.929	16.608		100.161	5	17:37:44.517	1:07.634	21.251	26.274	20.109		76.172
(4) Mark DAWSON								6	17:38:50.957	1:06.440	21.291	25.306			

SMRC Armed Forces Appreciation Raceday

Scottish Saloons & Sportscars Championship

Knockhill 1.267 miles

Race 16 - 2nd Race

21/06/2015 17:20

Race (12 Laps) started at 17:32:01

Lap	Time of Day	Lap Tm	S1	S2	S3	S3Spd	SFSpd	Lap	Time of Day	Lap Tm	S1	S2	S3	S3Spd	SFSpd
(97) Oilly ROSS															
1	17:33:14.582			24.945	20.141		77.313								
2	17:34:21.240	1:06.658	21.297	25.300	20.061		76.000								
3	17:35:28.228	1:06.988	21.395	25.294	20.299		74.813								
4	17:36:35.534	1:07.306	21.610	25.252	20.444		76.782								
5	17:37:41.829	1:06.295	21.190	24.962	20.143		76.432								
6	17:38:48.586	1:06.757	21.510	24.935	20.312		76.519								
7	17:39:56.739	1:08.153	22.041	25.789	20.323		74.730								
8	17:41:04.357	1:07.618	22.511	24.902	20.205		76.172								
9	17:42:14.561	1:10.204	22.485	27.434	20.285		77.224								
10	17:43:21.443	1:06.882	21.969	24.874	20.039		76.694								
(34) Ian CREHAN															
1	17:33:19.717				21.331		72.785								
2	17:34:30.941	1:11.224			21.379		73.022								
3	17:35:42.936	1:11.995			22.569		73.102								
4	17:36:55.182	1:12.246	24.143	27.214	20.889		73.102								
5	17:38:07.017	1:11.835			21.367		71.013								
6	17:39:20.270	1:13.253			22.623		56.440								
7	17:40:32.689	1:12.419			21.176		67.923								
8	17:41:42.295	1:09.606			20.908		72.004								
9	17:42:54.090	1:11.795			22.710		72.392								
(93) David SMAIL															
1	17:33:20.340			26.885	21.142		74.152								
2	17:34:32.509	1:12.169	23.509	27.107	21.553		71.927								
3	17:35:46.596	1:14.087	23.436	27.248	23.403		68.130								
4	17:36:59.366	1:12.770	23.817	27.963	20.990		73.745								
5	17:38:13.503	1:14.137	23.766	28.425	21.946		70.863								
6	17:39:27.806	1:14.303	23.672	28.998	21.633		74.647								
7	17:40:39.314	1:11.508	23.288	27.151	21.069		75.317								
8	17:41:50.020	1:10.706	23.107	27.062	20.537		75.572								
9	17:43:04.547	1:14.527	22.907	30.517	21.103		74.234								
(35) Andrew MACKIE															
1	17:33:10.584			22.594	20.424		65.535								
2	17:34:24.709	1:14.125	24.150	27.014	22.961		63.790								
3	17:35:40.208	1:15.499	23.994	28.675	22.830		64.589								
4	17:36:53.870	1:13.662	23.652	27.667	22.343		64.156								
5	17:38:10.762	1:16.892	24.696	27.940	24.256		61.567								
6	17:39:27.384	1:16.622	24.253	29.756	22.613		64.341								
7	17:40:44.231	1:16.847	25.103	28.632	23.112		63.549								
8	17:42:00.241	1:16.010	23.969	28.434	23.607		64.838								
9	17:43:18.895	1:18.654	24.375	29.665	24.614		60.951								

Clerk of the Course :

Orbits

Sig : Time :
 Chief Timekeeper : Ian Sharp (SMART Timing)
 Results available at www.mylaps.com and www.smart-timing.co.uk



SMRC Armed Forces Appreciation Raceday

Lapchart


Scottish Saloons & Sportscars Championship

Knockhill 1.267 miles

Race 16 - 2nd Race

21/06/2015 17:20

Race (12 Laps) started at 17:32:01



Competitors	Laps												
	1	2	3	4	5	6	7	8	9	10	11	12	
Ian DONALDSON (88)	1	88	88	88	88	88	88	88	88	88	88	88	88
Roddie PATERSON (51)	2	51	51	51	51	51	51	51	51	51	51	51	51
David HEADEN (78)	3	78	78	78	78	78	78	78	78	78	78	78	78
Paul BRYDON (79)	4	79	79	79	79	79	79	79	79	79	79	79	79
Finlay CROCKER (8)	5	8	8	8	8	8	8	8	8	8	8	8	8
Mark DAWSON (4)	6	4	4	4	4	4	4	4	4	4	4	4	4
Stephen HENDERSON (33)	7	33	33	33	33	33	33	33	33	33	33	33	33
William ROBSON (89)	8	89	89	89	89	89	89	89	89	89	89	89	89
John WILSON (99)	9	99	99	99	99	99	99	99	99	99	99	99	99
Iain SINCLAIR (80)	10	80	80	80	80	80	80	80	80	80	80	80	80
Andrew MACKIE (35)	11	35	97	97	97	97	97	97	97	92	92		
Olly ROSS (97)	12	97	92	92	92	92	92	92	92	97	97		
Michael KELLY (92)	13	92	35	35	35	34	34	34	34	34			
Ian CREHAN (34)	14	34	34	34	34	35	35	93	93	93			
David SMAIL (93)	15	93	93	93	93	93	35	35	35				
-	16												
-	17												
-	18												
-	19												
-	20												

Clerk of the Course :

Orbits

Sig : Time :
 Chief Timekeeper : Ian Sharp (SMART Timing)
 Results available at www.mylaps.com and www.smart-timing.co.uk



SMRC Armed Forces Appreciation Raceday

Sorted on Laps

Celtic Speed Mini Cooper Cup

Knockhill 1.267 miles

Race 17 - 3rd Race

21/06/2015 17:45

Race (9 Laps) started at 17:50:24

Pos	No.	Name	Make/Model	CC	Class Code	Laps	Total Tm	Diff	Best Tm	In Lap	Best Speed
1	3	Joe TANNER	Mini Cooper	1600	SM	9	9:38.059		1:03.370	7	71.972
2	1	Kenneth THIRLWALL	Mini Cooper	1600	SM	9	9:39.396	1.337	1:03.155	5	72.217
3	70	Oliver MORTIMER	Mini Cooper	1600	SM	9	9:39.943	1.884	1:03.290	4	72.063
4	20	Kyle REID	Mini Cooper	1600	SM	9	9:42.056	3.997	1:03.286	3	72.067
5	87	Paul BELL	Mini Cooper	1600	SM	9	9:42.099	4.040	1:03.249	7	72.109
6	11	Morgan MURRAY	Mini Cooper	1600	SMN	9	9:42.192	4.133	1:03.517	3	71.805
7	27	Lewis CARTER	Mini Cooper	1600	SM	9	9:43.577	5.518	1:03.633	3	71.674
8	38	Scott FORBES	Mini Cooper	1600	SM	9	9:47.765	9.706	1:03.916	7	71.357
9	6	Daniel DREELAN	Mini Cooper	1600	SM	9	9:49.035	10.976	1:04.158	4	71.088
10	26	William BLAKE	Mini Cooper	1600	SMN	9	9:49.345	11.286	1:04.111	4	71.140
11	74	Ian WALSH	Mini Cooper	1600	SMN	9	9:58.040	19.981	1:04.935	9	70.237
12	30	Callum DRYBURGH	Mini Cooper	1600	SM	9	10:04.333	26.274	1:04.789	8	70.395
13	98	Brandon WALSH	Mini Cooper	1600	SMN	9	10:21.022	42.963	1:05.206	9	69.945
14	8	Hannah CHAPMAN	Mini Cooper	1600	SM L	8	10:17.094	1 Lap	1:04.506	7	70.704

Not classified (80% = 7 Laps)

DNF	91	Robbie DALGLEISH	Mini Cooper	1600	SMN	3	3:20.931	DNF	1:04.542	3	70.665
DNF	23	Ian MUNRO	Mini Cooper	1600	SM	1	1:19.810	DNF		0	-
DNF	5	Des WHEATLEY	Mini Cooper	1600	SM			DNF		0	-
DNS	89	Shane STONEY	Mini Cooper	1600	SM			DNS		0	-
DNS	9	Martin McGEOUGH	Mini Cooper	1600	SMN			DNS		0	-
DNS	7	Jonny DREELAN	Mini Cooper	1600	SMN			DNS		0	-

Margin of Victory	Avg. Speed	Best Lap Tm	Best Speed	Best Lap by
1.337	71.009	1:03.155	72.217	1 - Kenneth THIRLWALL

Clerk of the Course :

Orbits

Sig : Time :
Chief Timekeeper : Ian Sharp (SMART Timing)

Results available at www.mylaps.com and www.smart-timing.co.uk

Printed: 22/06/2015 17:37:02



SMRC Armed Forces Appreciation Raceday

Celtic Speed Mini Cooper Cup

Knockhill 1.267 miles

Race 17 - 3rd Race

21/06/2015 17:45

Race (9 Laps) started at 17:50:24

Lap	Time of Day	Lap Tm	S1	S2	S3	S3Spd	SFSpd	Lap	Time of Day	Lap Tm	S1	S2	S3	S3Spd	SFSpd
(3) Joe TANNER															
1	17:51:33.728			25.098	19.392		76.172	7	17:57:59.876	1:03.709	20.267	24.013	19.429		77.047
2	17:52:37.801	1:04.073	20.700	24.118	19.255		76.870	8	17:59:04.189	1:04.313	20.426	24.133	19.754		76.259
3	17:53:41.263	1:03.462	20.439	23.852	19.171		77.135	9	18:00:08.347	1:04.158	20.583	24.098	19.477		76.694
4	17:54:44.693	1:03.430	20.177	23.677	19.576		77.224	(38) Scott FORBES							
5	17:55:48.301	1:03.608	20.233	23.697	19.678		77.047	1	17:51:37.626			24.826	19.387		76.519
6	17:56:52.101	1:03.800	20.681	23.832	19.287		76.870	2	17:52:42.611	1:04.985	21.305	24.137	19.543		76.782
7	17:57:55.471	1:03.370	20.260	23.778	19.332		76.958	3	17:53:46.933	1:04.322	20.749	24.156	19.417		77.224
8	17:58:58.953	1:03.482	20.232	23.946	19.304		77.671	4	17:54:50.939	1:04.006	20.364	24.240	19.402		76.958
9	18:00:02.829	1:03.876	20.345	24.029	19.502		73.826	5	17:55:55.053	1:04.114	20.524	24.056	19.534		77.402
(1) Kenneth THIRLWALL															
1	17:51:34.449			24.091	19.440		77.581	6	17:56:59.299	1:04.246	20.617	24.080	19.549		76.607
2	17:52:38.226	1:03.777	20.716	23.908	19.153		77.761	7	17:58:03.215	1:03.916	20.464	23.963	19.489		77.941
3	17:53:41.569	1:03.343	20.214	23.822	19.307		77.402	8	17:59:07.745	1:04.530	20.624	24.351	19.555		76.607
4	17:54:45.039	1:03.470	20.170	23.598	19.702		77.851	9	18:00:12.535	1:04.790	20.735	24.285	19.770		76.958
5	17:55:48.194	1:03.155	20.166	23.593	19.396		76.519	(6) Daniel DREELAN							
6	17:56:53.498	1:05.304	21.493	24.007	19.804		77.047	1	17:51:37.011			24.723	19.977		75.233
7	17:57:57.022	1:03.524	20.365	23.700	19.459		77.313	2	17:52:42.478	1:05.467	21.202	24.589	19.676		75.233
8	17:59:00.849	1:03.827	20.389	23.887	19.551		76.782	3	17:53:47.433	1:04.955	21.457	23.958	19.540		75.742
9	18:00:04.166	1:03.317	20.119	23.738	19.460		76.345	4	17:54:51.591	1:04.158	20.592	23.915	19.651		74.897
(70) Oliver MORTIMER															
1	17:51:34.407				19.620		76.345	5	17:55:55.754	1:04.163	20.610	23.841	19.712		75.487
2	17:52:38.820	1:04.413			19.475		76.607	6	17:57:00.106	1:04.352	20.715	24.083	19.554		75.657
3	17:53:42.127	1:03.307			19.472		66.509	7	17:58:04.509	1:04.403	20.764	24.063	19.576		76.086
4	17:54:45.417	1:03.290			19.662		70.123	8	17:59:08.928	1:04.419	20.644	24.104	19.671		75.914
5	17:55:49.012	1:03.595			19.774		64.527	9	18:00:13.805	1:04.877	20.773	24.170	19.934		74.481
6	17:56:53.612	1:04.600			20.050		67.377	(26) William BLAKE							
7	17:57:57.231	1:03.619			19.454		72.392	1	17:51:37.629			25.474	19.545		77.047
8	17:59:01.331	1:04.100			19.601		68.687	2	17:52:42.986	1:05.357	21.484	24.567	19.306		77.581
9	18:00:04.713	1:03.382			19.462		68.547	3	17:53:48.295	1:05.309	21.206	24.565	19.538		77.671
(20) Kyle REID															
1	17:51:36.475				19.328		77.851	4	17:54:52.406	1:04.111	20.574	24.070	19.467		77.671
2	17:52:40.373	1:03.898	20.576	24.133	19.189		78.123	5	17:55:56.767	1:04.361	20.725	24.135	19.501		78.032
3	17:53:43.659	1:03.286	20.290	23.775	19.221		77.941	6	17:57:00.978	1:04.211	20.567	24.220	19.424		77.941
4	17:54:47.750	1:04.091	20.201	24.584	19.306		77.402	7	17:58:05.195	1:04.217	20.541	24.150	19.526		78.123
5	17:55:51.288	1:03.538	20.049	23.883	19.606		76.870	8	17:59:09.489	1:04.294	20.652	24.163	19.479		78.214
6	17:56:54.749	1:03.461	20.435	23.849	19.177		77.671	9	18:00:14.115	1:04.626	20.618	24.151	19.857		76.958
7	17:57:58.099	1:03.350	20.305	23.807	19.238		77.851	(74) Ian WALSH							
8	17:59:01.755	1:03.656	20.218	23.949	19.489		75.828	1	17:51:38.546			24.755	19.581		76.782
9	18:00:06.826	1:05.071	20.665	24.431	19.975		75.657	2	17:52:46.192	1:07.646	21.766	26.084	19.796		75.828
(87) Paul BELL															
1	17:51:34.381			24.104	19.842		74.981	3	17:53:51.527	1:05.335	20.713	24.671	19.951		75.572
2	17:52:39.717	1:05.336	21.532	24.352	19.452		77.135	4	17:54:57.148	1:05.621	20.818	24.462	20.341		75.742
3	17:53:43.036	1:03.319	20.260	23.846	19.213		77.851	5	17:56:02.227	1:05.079	20.688	24.542	19.849		76.519
4	17:54:46.722	1:03.686	20.343	24.033	19.310		77.402	6	17:57:07.507	1:05.280	20.622	24.628	20.030		75.572
5	17:55:50.761	1:04.039	20.373	24.049	19.617		76.958	7	17:58:12.578	1:05.071	20.939	24.219	19.913		76.259
6	17:56:54.473	1:03.712	20.367	23.984	19.361		77.581	8	17:59:17.875	1:05.297	21.104	24.338	19.855		75.742
7	17:57:57.722	1:03.249	20.197	23.836	19.216		77.581	9	18:00:22.810	1:04.935	20.596	24.417	19.922		75.828
8	17:59:01.789	1:04.067	20.303	24.143	19.621		76.958	(30) Callum DRYBURGH							
9	18:00:06.869	1:05.080	20.924	24.479	19.677		75.914	1	17:51:41.019		28.461	25.791	19.598		75.914
(11) Morgan MURRAY															
1	17:51:35.659			24.674	19.491		77.491	2	17:52:47.663	1:06.644	21.167	25.592	19.885		76.086
2	17:52:39.882	1:04.223	20.543	24.326	19.354		78.032	3	17:53:56.413	1:08.750	23.339	25.711	19.700		75.657
3	17:53:43.399	1:03.517	20.563	23.744	19.210		78.580	4	17:55:02.028	1:05.615	21.038	24.821	19.756		76.345
4	17:54:47.319	1:03.920	20.288	24.365	19.267		77.941	5	17:56:07.785	1:05.757	21.232	24.629	19.896		76.432
5	17:55:51.108	1:03.789	20.261	23.818	19.710		77.941	6	17:57:12.915	1:05.130	21.142	24.376	19.612		76.519
6	17:56:55.241	1:04.133	20.702	24.229	19.202		78.214	7	17:58:17.923	1:05.008	21.024	24.487	19.497		76.782
7	17:57:59.071	1:03.830	20.506	24.073	19.251		78.580	8	17:59:22.712	1:04.789	20.938	24.385	19.466		76.259
8	17:59:02.704	1:03.633	20.214	24.079	19.340		77.761	9	18:00:29.103	1:06.391	21.086	24.917	20.388		75.148
9	18:00:06.962	1:04.258	20.423	24.014	19.821		77.224	(98) Brandon WALSH							
(27) Lewis CARTER															
1	17:51:34.340			24.674	20.082		74.647	1	17:51:45.430			26.355	20.066		75.233
2	17:52:39.113	1:04.773	21.289	24.131	19.353		76.694	2	17:52:51.283	1:05.853	21.192	24.925	19.736		75.657
3	17:53:42.746	1:03.633	20.513	23.851	19.269		76.958	3	17:53:59.932	1:08.649	20.933	26.593	21.123		54.515
4	17:54:48.050	1:05.304	20.417	25.248	19.639		77.224	4	17:55:16.398	1:16.466	26.167	28.341	21.958		71.315
5	17:55:52.257	1:04.207	20.335	24.271	19.601		76.519	5	17:56:23.154	1:06.756	21.010	24.592	21.154		64.901
6	17:56:56.167	1:03.910	20.469	23.967	19.474		77.047	6	17:57:29.849	1:06.695	22.080	24.586	20.029		75.233
(8) Hannah CHAPMAN															
1	17:51:37.951						77.224	7	17:58:35.115	1:05.266	20.852	24.643	19.771		75.317
2	17:52:47.200	1:09.249	21.773	26.746	20.730		72.706	8	17:59:40.586	1:05.471	20.766	24.679	20.026		74.981
3	17:54:00.193	1:12.993	23.665	28.690	20.638		73.502	9	18:00:45.792	1:05.206	20.690	24.632	19.884		75.572

Clerk of the Course :

Sig : Time :
Chief Timekeeper : Ian Sharp (SMART Timing)

Results available at www.mylaps.com and www.smart-timing.co.uk

Printed: 22/06/2015 17:37:22

Orbits



SMRC Armed Forces Appreciation Raceday

Celtic Speed Mini Cooper Cup

Knockhill 1.267 miles

Race 17 - 3rd Race

21/06/2015 17:45

Race (9 Laps) started at 17:50:24

Lap	Time of Day	Lap Tm	S1	S2	S3	S3Spd	SFSpd	Lap	Time of Day	Lap Tm	S1	S2	S3	S3Spd	SFSpd
4	17:55:30.150	1:29.957	25.033	35.347	29.577		31.329								
5	17:57:28.045	1:57.895	1:12.698	25.605	19.592		77.402								
6	17:58:32.846	1:04.801	20.976	24.430	19.395		77.491								
7	17:59:37.352	1:04.506	21.006	24.227	19.273		77.581								
8	18:00:41.864	1:04.512	20.860	24.337	19.315		77.761								

(91) Robbie DALGLEISH

1	17:51:36.138			24.460	19.635		76.782
2	17:52:41.159	1:05.021	21.011	24.586	19.424		76.519
3	17:53:45.701	1:04.542	20.619	24.344	19.579		76.782

(23) Ian MUNRO

1	17:51:44.580			27.409	22.342		67.377
---	--------------	--	--	---------------	---------------	--	---------------

Clerk of the Course :

Orbits

Sig : Time :
 Chief Timekeeper : Ian Sharp (SMART Timing)
 Results available at www.mylaps.com and www.smart-timing.co.uk

Printed: 22/06/2015 17:37:22



SMRC Armed Forces Appreciation Raceday

Lapchart


Celtic Speed Mini Cooper Cup

Knockhill 1.267 miles

Race 17 - 3rd Race

21/06/2015 17:45

Race (9 Laps) started at 17:50:24



Competitors	Laps									
	1	2	3	4	5	6	7	8	9	
Joe TANNER (3)	1	3	3	3	3	1	3	3	3	3
Lewis CARTER (27)	2	27	1	1	1	3	1	1	1	1
Paul BELL (87)	3	87	70	70	70	70	70	70	70	70
Oliver MORTIMER (70)	4	70	27	27	87	87	87	87	20	20
Kenneth THIRLWALL (1)	5	1	87	87	11	11	20	20	87	87
Morgan MURRAY (11)	6	11	11	11	20	20	11	11	11	11
Robbie DALGLEISH (91)	7	91	20	20	27	27	27	27	27	27
Kyle REID (20)	8	20	91	91	38	38	38	38	38	38
Daniel DREELAN (6)	9	6	6	38	6	6	6	6	6	6
Scott FORBES (38)	10	38	38	6	26	26	26	26	26	26
William BLAKE (26)	11	26	26	26	74	74	74	74	74	74
Hannah CHAPMAN (8)	12	8	74	74	30	30	30	30	30	30
Ian WALSH (74)	13	74	8	30	98	98	98	98	98	98
Callum DRYBURGH (30)	14	30	30	98	8	8	8	8	8	8
Ian MUNRO (23)	15	23	98	8						
Brandon WALSH (98)	16	98								
-	17									
-	18									
-	19									
-	20									

Clerk of the Course :

Orbits

Sig : Time :
 Chief Timekeeper : Ian Sharp (SMART Timing)
 Results available at www.mylaps.com and www.smart-timing.co.uk



SMRC Armed Forces Appreciation Raceday

Sorted on Laps

Scottish BMW Compact Cup

Knockhill 1.267 miles

Race 18 - 3rd Race (Groups A & C)

21/06/2015 18:10

Race (12 Laps) started at 18:10:43

Pos	No.	Name	Make/Model	CC	Class Code	Laps	Total Tm	Diff	Best Tm	In Lap	Best Speed
1	2	Steven DAILLY	BMW Compact	1900	BMWCC	12	12:44.492		1:03.266	10	72.090
2	85	Gary CLARK	BMW Compact	1900	BMWCN	12	12:56.097	11.605	1:03.967	10	71.300
3	75	Michael COURTS	BMW Compact	1900	BMWCN	12	13:02.269	17.777	1:03.839	11	71.443
4	97	Greig SUTHERLAND	BMW Compact	1900	BMWCN	12	13:03.221	18.729	1:03.965	11	71.302
5	90	Richard SUTHERLAND	BMW Compact	1900	BMWCN	12	13:06.062	21.570	1:04.217	6	71.022
6	4	Jonathan SINCLAIR	BMW Compact	1900	BMWCC	12	13:07.202	22.710	1:04.012	7	71.250
7	14	Lee ELRICK	BMW Compact	1900	BMWCN	12	13:07.349	22.857	1:04.011	7	71.251
8	7	Steven KING	BMW Compact	1900	BMWCN	12	13:11.198	26.706	1:04.666	2	70.529
9	69	Stephen RUSSELL	BMW Compact	1900	BMWCC	12	13:11.581	27.089	1:04.661	8	70.535
10	6	Phil DRYBURGH	BMW Compact	1900	BMWCC	12	13:15.453	30.961	1:04.848	6	70.331
11	77	Ashleigh MORRIS	BMW Compact	1900	BMWCC	12	13:19.975	35.483	1:05.290	10	69.855
12	8	Derek KINGHORN	BMW Compact	1900	BMWCN	12	13:20.958	36.466	1:04.627	4	70.572
13	44	Ryan STIRLING	BMW Compact	1900	BMWCC	12	13:21.050	36.558	1:05.203	10	69.948
14	23	David McNAUGHTON	BMW Compact	1900	BMWCC	12	13:21.533	37.041	1:04.013	10	71.249
15	18	Graham KELLY	BMW Compact	1900	BMWCN	12	13:21.623	37.131	1:04.863	4	70.315
16	84	Robert MARSHALL	BMW Compact	1900	BMWCN	12	13:21.938	37.446	1:04.984	10	70.184
17	21	Zack RUNCIE	BMW Compact	1900	BMWCC	12	13:23.160	38.668	1:04.447	12	70.769
18	76	Jonathan ATKINSON	BMW Compact	1900	BMWCN	12	13:30.665	46.173	1:06.249	6	68.844
19	40	Steven GOLDIE	BMW Compact	1900	BMWCN	12	13:31.042	46.550	1:05.862	9	69.248
20	16	Ivor MAIRS	BMW Compact	1900	BMWCC	12	13:32.337	47.845	1:06.100	4	68.999

Not classified

DNS	35	Martin BUCHAN	BMW Compact	1999	BMWCN			DNS		0	-
DNS	59	Brogan KINSELLA	BMW Compact	1900	BMWCN			DNS		0	-
DNS	63	Graham ROBERTSON	BMW Compact	1900	BMWCN			DNS		0	-
DNS	67	Wendy NEWTON	BMW Compact	1900	BMWCN			DNS		0	-

Margin of Victory	Avg. Speed	Best Lap Tm	Best Speed	Best Lap by
11.605	71.590	1:03.266	72.090	2 - Steven DAILLY

Clerk of the Course :

Orbits

Sig : Time :
 Chief Timekeeper : Ian Sharp (SMART Timing)
 Results available at www.mylaps.com and www.smart-timing.co.uk



SMRC Armed Forces Appreciation Raceday

Scottish BMW Compact Cup

Knockhill 1.267 miles

Race 18 - 3rd Race (Groups A & C)

21/06/2015 18:10

Race (12 Laps) started at 18:10:43

Lap	Time of Day	Lap Tm	S1	S2	S3	S3Spd	SFSpd	Lap	Time of Day	Lap Tm	S1	S2	S3	S3Spd	SFSpd
(2) Steven DAILLY															
1	18:11:49.519			24.035	19.201		80.081	3	18:14:05.934	1:07.310	22.489	24.534	20.287		78.857
2	18:12:53.377	1:03.858	20.580	23.917	19.361		80.272	4	18:15:11.552	1:05.618	21.477	24.277	19.864		79.417
3	18:13:56.683	1:03.306	20.330	23.784	19.192		80.561	5	18:16:16.641	1:05.089	21.056	24.267	19.766		79.043
4	18:15:00.265	1:03.582	20.471	23.936	19.175		80.658	6	18:17:22.177	1:05.536	20.494	25.029	20.013		79.230
5	18:16:03.758	1:03.493	20.397	23.875	19.221		80.755	7	18:18:26.189	1:04.012	20.505	24.042	19.465		79.795
6	18:17:07.297	1:03.539	20.457	23.947	19.135		80.561	8	18:19:30.807	1:04.618	20.879	23.980	19.759		79.323
7	18:18:10.624	1:03.327	20.400	23.786	19.141		80.658	9	18:20:36.214	1:05.407	20.852	24.217	20.338		76.870
8	18:19:14.058	1:03.434	20.315	23.872	19.247		80.368	10	18:21:40.990	1:04.776	21.039	24.137	19.600		79.890
9	18:20:17.401	1:03.343	20.317	23.776	19.250		80.658	11	18:22:45.346	1:04.356	20.530	24.027	19.799		79.323
10	18:21:20.667	1:03.266	20.312	23.837	19.117		80.853	12	18:23:50.636	1:05.290	21.169	24.363	19.758		79.417
11	18:22:24.080	1:03.413	20.350	23.946	19.117		80.658	(14) Lee ELRICK							
12	18:23:27.926	1:03.846	20.394	23.930	19.522		68.970	1	18:11:56.270			24.929	19.979		79.795
(85) Gary CLARK															
1	18:11:51.697			24.119	19.712		79.606	2	18:13:01.581	1:05.311	21.167	24.648	19.496		79.700
2	18:12:55.864	1:04.167	20.600	23.873	19.694		80.272	3	18:14:07.428	1:05.847	21.684	24.519	19.644		79.985
3	18:14:02.825	1:06.961	23.298	24.172	19.491		79.606	4	18:15:11.758	1:04.330	20.603	24.139	19.588		79.890
4	18:15:06.869	1:04.044	20.651	24.033	19.360		79.606	5	18:16:16.943	1:05.185	21.106	24.094	19.985		79.606
5	18:16:10.908	1:04.039	20.555	24.037	19.447		79.043	6	18:17:21.687	1:04.744	20.430	24.725	19.589		79.700
6	18:17:14.882	1:03.974	20.594	24.091	19.289		79.700	7	18:18:25.698	1:04.011	20.593	23.983	19.435		80.081
7	18:18:18.985	1:04.103	20.690	23.984	19.429		79.890	8	18:19:30.587	1:04.889	20.394	24.043	20.452		79.985
8	18:19:23.388	1:04.403	20.752	24.003	19.648		79.136	9	18:20:36.185	1:05.598	20.756	24.141	20.701		74.316
9	18:20:27.508	1:04.120	20.631	24.014	19.475		79.606	10	18:21:41.171	1:04.986	21.268	24.029	19.689		81.244
10	18:21:31.475	1:03.967	20.648	23.966	19.353		79.985	11	18:22:45.421	1:04.250	20.653	24.043	19.554		80.465
11	18:22:35.474	1:03.999	20.615	24.027	19.357		79.795	12	18:23:50.783	1:05.362	21.399	24.113	19.850		80.081
12	18:23:39.531	1:04.057	20.697	23.980	19.380		79.417	(7) Steven KING							
(7) Steven KING															
1	18:11:55.175							1	18:11:55.175			24.809	19.710		79.417
2	18:12:59.841							2	18:12:59.841	1:04.666	20.789	24.383	19.494		79.230
3	18:14:05.862							3	18:14:05.862	1:06.021	21.509	24.502	20.010		79.511
4	18:15:11.137							4	18:15:11.137	1:05.275	21.292	24.280	19.703		79.043
5	18:16:16.012							5	18:16:16.012	1:04.875	21.210	24.205	19.460		78.672
6	18:17:22.756							6	18:17:22.756	1:06.744	20.793	26.055	19.896		79.606
7	18:18:29.849							7	18:18:29.849	1:07.093	22.491	24.744	19.858		79.606
8	18:19:34.780							8	18:19:34.780	1:04.931	20.926	24.371	19.634		79.043
9	18:20:39.767							9	18:20:39.767	1:04.987	20.988	24.415	19.584		79.323
10	18:21:44.815							10	18:21:44.815	1:05.048	20.765	24.630	19.653		78.857
11	18:22:49.532							11	18:22:49.532	1:04.717	20.796	24.355	19.566		79.417
12	18:23:54.632							12	18:23:54.632	1:05.100	21.039	24.528	19.533		78.857
(69) Stephen RUSSELL															
1	18:11:58.251							1	18:11:58.251			25.578	20.456		77.851
2	18:13:03.632							2	18:13:03.632	1:05.381	21.059	24.520	19.802		79.417
3	18:14:10.340							3	18:14:10.340	1:06.708	21.555	25.240	19.913		78.580
4	18:15:15.683							4	18:15:15.683	1:05.343	20.846	24.589	19.908		79.795
5	18:16:20.521							5	18:16:20.521	1:04.838	20.803	24.401	19.634		79.890
6	18:17:25.386							6	18:17:25.386	1:04.865	20.814	24.390	19.661		79.700
7	18:18:30.622							7	18:18:30.622	1:05.236	21.113	24.537	19.586		79.136
8	18:19:35.283							8	18:19:35.283	1:04.661	20.839	24.234	19.588		79.511
9	18:20:40.250							9	18:20:40.250	1:04.967	20.808	24.501	19.658		79.985
10	18:21:45.406							10	18:21:45.406	1:05.156	20.665	24.428	20.063		79.985
11	18:22:50.093							11	18:22:50.093	1:04.687	20.600	24.360	19.727		79.136
12	18:23:55.015							12	18:23:55.015	1:04.922	20.901	24.356	19.665		79.136
(6) Phil DRYBURGH															
1	18:11:58.539							1	18:11:58.539			25.622	20.440		78.857
2	18:13:04.096							2	18:13:04.096	1:05.557	21.406	24.336	19.815		79.606
3	18:14:11.217							3	18:14:11.217	1:07.121	21.719	25.150	20.252		77.941
4	18:15:16.788							4	18:15:16.788	1:05.571	21.423	24.446	19.702		78.123
5	18:16:21.763							5	18:16:21.763	1:04.975	21.025	24.290	19.660		79.511
6	18:17:26.611							6	18:17:26.611	1:04.848	20.834	24.283	19.731		79.323
7	18:18:31.833							7	18:18:31.833	1:05.222	20.964	24.499	19.759		79.136
8	18:19:36.994							8	18:19:36.994	1:05.161	20.946	24.545	19.670		78.950
9	18:20:41.967							9	18:20:41.967	1:04.973	20.819	24.511	19.643		78.580
10	18:21:47.084							10	18:21:47.084	1:05.117	20.944	24.331	19.842		77.047
11	18:22:52.299							11	18:22:52.299	1:05.215	20.942	24.638	19.635		78.305
12	18:23:58.887							12	18:23:58.887	1:06.588	21.346	25.226	20.016		76.086
(77) Ashleigh MORRIS															
1	18:11:59.259							1	18:11:59.259		27.822	25.809	20.158		78.580
2	18:13:05.677							2	18:13:05.677	1:06.418	21.553	24.937	19.928		78.672
3	18:14:11.712							3	18:14:11.712	1:06.035			19.847		79.136
4	18:15:17.449							4	18:15:17.449	1:05.737		24.579	19.874		78.305
5	18:16:23.236							5	18:16:23.236	1:05.787	21.384	24.467	19.936		78.488
6	18:17:28.650							6	18:17:28.650	1:05.414	21.092	24.538	19.784		78.672
(4) Jonathan SINCLAIR															
1	18:11:54.185			24.579	19.690		79.043								
2	18:12:58.624	1:04.439	20.594	24.109	19.736		79.511								

Clerk of the Course :

Sig : Time :
Chief Timekeeper : Ian Sharp (SMART Timing)

Results available at www.mylaps.com and www.smart-timing.co.uk

Printed: 22/06/2015 19:17:58

Orbits



SMRC Armed Forces Appreciation Raceday

Scottish BMW Compact Cup

Knockhill 1.267 miles

Race 18 - 3rd Race (Groups A & C)

21/06/2015 18:10

Race (12 Laps) started at 18:10:43

Lap	Time of Day	Lap Tm	S1	S2	S3	S3Spd	SFSpd
7	18:18:34.833	1:06.183	21.455	24.742	19.986		78.397
8	18:19:41.051	1:06.218	21.633	24.804	19.781		79.230
9	18:20:46.876	1:05.825	21.456	24.593	19.776		79.323
10	18:21:52.166	1:05.290	21.085	24.458	19.747		79.417
11	18:22:57.582	1:05.416	21.152	24.645	19.619		79.417
12	18:24:03.409	1:05.827	21.313	24.871	19.643		79.136

Lap	Time of Day	Lap Tm	S1	S2	S3	S3Spd	SFSpd
11	18:22:59.809	1:06.503	21.560	25.057	19.886		79.417
12	18:24:05.372	1:05.563	21.637	24.235	19.691		80.272

(21) Zack RUNCIE

1	18:12:01.376		27.640	26.330	20.230		77.313
2	18:13:07.577	1:06.201	21.418	24.803	19.980		78.580
3	18:14:15.204	1:07.627	22.498	24.832	20.297		78.214
4	18:15:22.595	1:07.391	21.468	24.939	20.984		76.958
5	18:16:28.790	1:06.195	21.716	24.455	20.024		75.487
6	18:17:35.291	1:06.501	21.734	24.239	20.528		73.826
7	18:18:41.230	1:05.939	21.649	24.293	19.997		77.761
8	18:19:47.426	1:06.196	21.289	24.138	20.769		76.782
9	18:20:52.344	1:04.918	21.007	24.204	19.707		78.857
10	18:21:57.312	1:04.968	20.987	24.267	19.714		78.857
11	18:23:02.147	1:04.835	21.001	24.187	19.647		78.580
12	18:24:06.594	1:04.447	20.964	23.879	19.604		78.857

(76) Jonathan ATKINSON

1	18:12:00.233		28.090	25.920	20.723		75.914
2	18:13:07.395	1:07.162	21.724	25.062	20.376		75.742
3	18:14:14.914	1:07.519	22.293	25.067	20.159		76.432
4	18:15:22.224	1:07.310	21.376	25.199	20.735		76.172
5	18:16:28.618	1:06.394	21.516	24.897	19.981		77.224
6	18:17:34.867	1:06.249	21.112	24.631	20.506		74.897
7	18:18:41.482	1:06.615	21.533	24.563	20.519		76.958
8	18:19:48.416	1:06.934	21.959	24.620	20.355		75.402
9	18:20:54.860	1:06.444	21.133	24.850	20.461		76.345
10	18:22:01.123	1:06.263	21.463	24.671	20.129		77.135
11	18:23:07.782	1:06.659	21.866	24.708	20.085		76.607
12	18:24:14.099	1:06.317	21.348	24.855	20.114		76.519

(40) Steven GOLDIE

1	18:12:00.469		26.917	26.034	20.243		78.580
2	18:13:07.363	1:06.894	21.763	25.035	20.096		78.765
3	18:14:15.635	1:08.272	21.771	25.212	21.289		76.607
4	18:15:22.474	1:06.839	21.356	24.900	20.583		78.214
5	18:16:30.018	1:07.544	22.005	24.943	20.596		77.581
6	18:17:37.153	1:07.135	22.066	25.172	19.897		78.580
7	18:18:43.186	1:06.033	21.317	24.826	19.890		79.136
8	18:19:49.294	1:06.108	21.290	24.823	19.995		79.511
9	18:20:55.156	1:05.862	21.159	24.639	20.064		79.136
10	18:22:01.276	1:06.120	21.639	24.825	19.656		79.795
11	18:23:08.264	1:06.988	22.271	24.717	20.000		78.765
12	18:24:14.476	1:06.212	21.303	24.938	19.971		78.397

(16) Ivor MAIRS

1	18:12:03.212		28.032	28.135	20.213		77.047
2	18:13:09.984	1:06.772	21.659	25.108	20.005		77.851
3	18:14:16.890	1:06.906	21.849	25.122	19.935		78.214
4	18:15:22.990	1:06.100	21.097	24.859	20.144		77.047
5	18:16:29.869	1:06.879	21.811	24.988	20.080		76.345
6	18:17:36.236	1:06.367			19.951		77.671
7	18:18:42.590	1:06.354		24.893	20.192		77.224
8	18:19:48.940	1:06.350	21.094	25.087	20.169		75.914
9	18:20:55.197	1:06.257			20.308		76.607
10	18:22:01.750	1:06.553		24.813	20.374		78.032
11	18:23:09.329	1:07.579	22.089	25.084	20.406		73.342
12	18:24:15.771	1:06.442	21.563	24.705	20.174		74.399

(8) Derek KINGHORN

1	18:11:56.085			25.144	19.925		78.950
2	18:13:01.185	1:05.100	21.116	24.326	19.658		79.323
3	18:14:07.678	1:06.493	21.658	25.230	19.605		79.230
4	18:15:12.305	1:04.627	21.103	24.021	19.503		79.890
5	18:16:17.459	1:05.154	21.347	24.383	19.424		80.081
6	18:17:22.655	1:05.196	20.891	24.511	19.794		79.700
7	18:18:35.339	1:12.684	28.098	24.779	19.807		77.581
8	18:19:41.802	1:06.463	21.529	25.257	19.677		79.417
9	18:20:47.806	1:06.004	21.314	24.763	19.927		78.857
10	18:21:52.933	1:05.127	20.743	24.538	19.846		79.043
11	18:22:58.835	1:05.902	21.658	24.485	19.759		79.323
12	18:24:04.392	1:05.557	20.760	24.807	19.990		77.135

(44) Ryan STIRLING

1	18:11:57.489			25.272	20.199		78.488
2	18:13:03.006	1:05.517	21.336	24.418	19.763		79.043
3	18:14:10.893	1:07.887	21.858	25.992	20.037		78.857
4	18:15:18.025	1:07.132	21.265	24.444	21.423		75.402
5	18:16:23.704	1:05.679	21.471	24.361	19.847		79.417
6	18:17:28.916	1:05.212	20.948	24.572	19.692		79.606
7	18:18:35.049	1:06.133	21.424	24.718	19.991		78.032
8	18:19:41.544	1:06.495	21.645	25.059	19.791		78.580
9	18:20:47.322	1:05.778	21.350	24.493	19.935		79.700
10	18:21:52.525	1:05.203	20.854	24.646	19.703		79.700
11	18:22:58.312	1:05.787	21.721	24.498	19.568		78.857
12	18:24:04.484	1:06.172	20.896	24.824	20.452		77.135

(23) David McNAUGHTON

1	18:11:51.160			24.463	19.557		78.580
2	18:12:55.711	1:04.551	20.635	24.166	19.750		79.230
3	18:14:18.189	1:22.478	38.460	24.145	19.873		77.671
4	18:15:24.970	1:06.781	20.650	26.712	19.419		79.511
5	18:16:30.288	1:05.318	20.802	24.543	19.973		78.488
6	18:17:36.091	1:05.803	21.564	24.455	19.784		79.043
7	18:18:41.481	1:05.390	21.019	24.493	19.878		79.136
8	18:19:46.804	1:05.323	21.362	24.027	19.934		77.491
9	18:20:50.836	1:04.032	20.427	24.210	19.395		79.323
10	18:21:54.849	1:04.013	20.429	24.163	19.421		80.176
11	18:23:00.079	1:05.230	20.629	24.820	19.781		78.580
12	18:24:04.967	1:04.888	20.979	24.250	19.659		78.214

(18) Graham KELLY

1	18:12:00.115			25.867	20.346		76.782
2	18:13:06.488	1:06.373	21.435	24.989	19.949		78.857
3	18:14:12.873	1:06.385	21.736	24.737	19.912		79.890
4	18:15:17.736	1:04.863	20.598	24.537	19.728		80.081
5	18:16:23.692	1:05.956	21.347	24.533	20.076		78.123
6	18:17:29.826	1:06.134	21.478	24.630	20.026		79.700
7	18:18:35.956	1:06.130	21.694	24.456	19.980		80.272
8	18:19:42.217	1:06.261	21.378	24.991	19.892		79.985
9	18:20:48.370	1:06.153	21.161	24.686	20.306		79.511
10	18:21:53.487	1:05.117	21.288	24.125	19.704		80.561
11	18:22:59.475	1:05.988	21.359	24.765	19.864		78.580
12	18:24:05.057	1:05.582	20.664	24.537	20.381		78.123

(84) Robert MARSHALL

1	18:11:58.753			25.487	20.492		78.488
2	18:13:06.117	1:07.364	22.315	24.998	20.051		79.606
3	18:14:13.096	1:06.979	21.832	24.747	20.400		79.511
4	18:15:18.389	1:05.293	21.033	24.362	19.898		79.985
5	18:16:24.168	1:05.779	21.395	24.514	19.870		79.985
6	18:17:29.655	1:05.487	21.284	24.461	19.742		79.700
7	18:18:35.912	1:06.257	21.615	24.441	20.201		79.136
8	18:19:42.573	1:06.661	21.556	25.255	19.850		80.368
9	18:20:48.322	1:05.749	21.069	24.757	19.923		79.700
10	18:21:53.306	1:04.984	20.996	23.977	20.011		79.700

Clerk of the Course :

Sig : Time :
Chief Timekeeper : Ian Sharp (SMART Timing)

Results available at www.mylaps.com and www.smart-timing.co.uk

Printed: 22/06/2015 19:17:58

Orbits



SMRC Armed Forces Appreciation Raceday

Lapchart


Scottish BMW Compact Cup

Knockhill 1.267 miles

Race 18 - 3rd Race (Groups A & C)

21/06/2015 18:10

Race (12 Laps) started at 18:10:43



Competitors	Laps											
	1	2	3	4	5	6	7	8	9	10	11	12
Steven DAILLY (2)	1	2	2	2	2	2	2	2	2	2	2	2
David McNAUGHTON (23)	2	23	23	85	85	85	85	85	85	85	85	85
Gary CLARK (85)	3	85	85	97	97	97	97	97	75	75	75	75
Greig SUTHERLAND (97)	4	97	97	75	75	75	75	90	97	97	97	97
Michael COURTS (75)	5	75	75	90	90	90	90	75	90	90	90	90
Jonathan SINCLAIR (4)	6	4	4	7	7	7	14	14	14	14	4	4
Richard SUTHERLAND (90)	7	90	90	4	4	4	4	4	4	14	14	14
Steven KING (7)	8	7	7	14	14	14	8	7	7	7	7	7
Derek KINGHORN (8)	9	8	8	8	8	7	69	69	69	69	69	69
Lee ELRICK (14)	10	14	14	69	69	69	6	6	6	6	6	6
Ryan STIRLING (44)	11	44	44	44	6	6	6	77	77	77	77	77
Stephen RUSSELL (69)	12	69	69	6	77	77	77	44	44	44	44	8
Phil DRYBURGH (6)	13	6	6	77	18	18	44	8	8	8	8	44
Robert MARSHALL (84)	14	84	77	18	44	44	84	84	18	84	84	18
Ashleigh MORRIS (77)	15	77	84	84	84	84	18	18	84	18	18	84
Graham KELLY (18)	16	18	18	76	76	76	76	21	23	23	23	84
Jonathan ATKINSON (76)	17	76	40	21	40	21	21	23	21	21	21	21
Steven GOLDIE (40)	18	40	76	40	21	16	23	76	76	76	76	76
Zack RUNCIE (21)	19	21	21	16	16	40	16	16	16	40	40	40
Ivor MAIRS (16)	20	16	16	23	23	23	40	40	40	16	16	16
-	21											
-	22											
-	23											
-	24											

Clerk of the Course :

Orbits

Sig : Time :
 Chief Timekeeper : Ian Sharp (SMART Timing)
 Results available at www.mylaps.com and www.smart-timing.co.uk

