

Knockhill

25th/26th April 2015

Knockhill Motor Sports Club Scottish Championship Bike Meeting



S.M.A.R.T.

Scottish Motorsports Automatic Race Timing

Ravenslea, Melrose Road, Galashiels, TD1 2AT

Telephone : 01896 – 752447

KMSC National Motorcycle Racing**Sorted on best lap time**

Scottish Championship Superstock 600

Knockhill 1.267 miles

Warm Up

25/04/2015 09:30

Practice (10:00 Time) started at 9:11:37

Pos	No.	Name	Make/Model	CC	Class Code	Laps	Best Tm	In Lap Diff	Best Speed	2nd Best
1	99	Callum GRIGOR	Kawasaki	ZX6R 600	S6	5	1:00.736		75.097	1:01.589
2	2	Angus MEARNES	Yamaha	R6 600	S6	5	1:01.575	0.839	74.074	1:02.251
3	121	Callum PATERSON	Yamaha	R6 600	S6	5	1:02.303	1.567	73.208	1:03.567
4	7	Jodie CHALK	Triumph	675	S6	5	1:02.357	1.621	73.145	1:03.424
5	19	Kristopher DUNCAN	Kawasaki	ZX6R	S6	5	1:02.375	1.639	73.124	1:03.248
6	30	Liam SHELLCOCK	Triumph	675R	S6	5	1:02.759	2.023	72.676	1:02.864
7	45	Ewan GRAY	Kawasaki	ZX6R 600	S6	5	1:03.108	2.372	72.274	1:03.315
8	26	Mike SWANSON	Yamaha	R6 600	S6	4	1:04.736	4.000	70.457	1:07.328
9	72	Peter DUNCAN	Triumph	675R	S6	4	1:04.853	4.117	70.330	1:04.899
10	93	Kyle DUNCAN	Kawasaki	ZX6R 600	S6	4	1:07.895	7.159	67.179	1:08.622
11	77	Paul MacKEY	Kawasaki	ZX6R 600	S6	4	1:08.801	8.065	66.294	1:12.537
12	49	Paul McCLUNG	Yamaha	R6 600	S6	4	1:08.865	8.129	66.232	1:10.113
13	17	Connor TONER	Kawasaki	ZX6R	S6	4	1:11.943	11.207	63.399	1:16.929
14	23	Michael HOSKISSON	Suzuki	GSXR600	S6	4	1:11.989	11.253	63.358	1:15.332
15	31	Allan BRODIE	Yamaha	R6 600	S6	4	1:12.563	11.827	62.857	1:12.639
16	21	David JACKSON	Suzuki	GSXR600	S6	4	1:15.469	14.733	60.437	1:19.112

Clerk of the Course

Orbits

Sig : Time :

Chief Timekeeper : Ian Sharp (SMART Timing)

Results available at www.smart-timing.co.uk & www.mylaps.comwww.mylaps.com

Licensed to: SMART Timing

Printed: 29/04/2015 16:56:09

KMSC National Motorcycle Racing**Sorted on best lap time****KMSC Cupar Motorcycles Pre Injection 600****Knockhill 1.267 miles****Warm Up****25/04/2015 09:45****Practice (10:00 Time) started at 9:22:12**

Pos	No.	Name	Make/Model	CC	Class Code	Laps	Best Tm	In Lap Diff	Best Speed	2nd Best
1	21	Michael BURKE	Yamaha	R6 600	PI6	7	1:00.922	5	74.868	1:01.075
2	84	Kyle HARPER	Yamaha	R6 600	PI6	8	1:00.962	8	0.040 74.819	1:01.978
3	11	Patrick FORMAN	Yamaha	R6 600	PI6	8	1:02.981	8	2.059 72.420	1:03.420
4	86	Russell WILL	Yamaha	R6 600	PI6	8	1:03.763	6	2.841 71.532	1:03.981
5	8	Lloyd MacDONALD	Yamaha	R6 600	PI6	7	1:05.452	5	4.530 69.686	1:06.256
6	88	Brian MARR	Yamaha	R6 600	PI6	7	1:05.504	7	4.582 69.631	1:06.179
7	60	Douglas BROWN	Yamaha	R6 600	PI6	7	1:06.024	6	5.102 69.082	1:06.241
8	119	Allan HARROW	Yamaha	R6 600	PI6	7	1:06.258	6	5.336 68.838	1:07.226
9	48	David McCAFFERTY	Yamaha	R6 600	PI6	7	1:06.451	7	5.529 68.638	1:06.613
10	69	Mark BOWRAN	Yamaha	R6 600	PI6	7	1:06.582	6	5.660 68.503	1:08.079
11	92	Andrew CRAIGMILE	Yamaha	YZF R6	PI6	7	1:06.975	7	6.053 68.101	1:08.155
12	17	Mike ANDERSON	Yamaha	R6 600	PI6	7	1:07.520	7	6.598 67.552	1:07.537
13	72	Douglas SHEARER	Yamaha	R6 600	PI6	7	1:08.808	7	7.886 66.287	1:09.552
14	3	Richard BRIGHT	Yamaha	R6 600	PI6	7	1:08.833	7	7.911 66.263	1:08.836
15	58	Barry STEWART	Yamaha	R6 600	PI6	7	1:09.178	6	8.256 65.933	1:09.620
16	0	Alex McGUINNESS	Yamaha	R6 600	PI6	7	1:09.534	6	8.612 65.595	1:10.641
17	18	Carl VICKERS	Yamaha	R6 600	PI6	7	1:10.323	7	9.401 64.859	1:11.704
18	6	James WILKEN	Yamaha	R6 600	PI6	7	1:12.317	6	11.395 63.071	1:12.814
19	64	Andrew CUTHBERT	Kawasaki	ZXR 600	PI6	5	1:12.880	3	11.958 62.584	1:14.417
20	29	Ross CLIMSON	Yamaha	R6 600	PI6	7	1:13.714	7	12.792 61.876	1:13.937
21	73	Fraser CAMERON	Yamaha	R6 600	PI6	6	1:14.667	6	13.745 61.086	1:17.991
22	45	Gerry SULLIVAN	Kawasaki	ZX6R 600	PI6	5	1:19.635	4	18.713 57.275	1:23.051

Clerk of the Course

Orbits

Sig : Time :

Chief Timekeeper : Ian Sharp (SMART Timing)

Results available at www.smart-timing.co.uk & www.mylaps.comwww.mylaps.com

Licensed to: SMART Timing

Printed: 29/04/2015 16:22:11

KMSC National Motorcycle Racing

KMSC Cupar Motorcycles Pre Injection 600

Knockhill 1.267 miles

Warm Up

25/04/2015 09:45

Practice (10:00 Time) started at 9:22:12

Lap	Time of Day	Lap Tm	S1	S2	S3	S3Spd	SFSpd	Lap	Time of Day	Lap Tm	S1	S2	S3	S3Spd	SFSpd
(18) Carl VICKERS															
1	9:23:53.636			33.226	22.811	90.198	105.184								
2	9:25:14.512	1:20.876	26.749	31.248	22.879	92.181	106.520								
3	9:26:30.019	1:15.507	25.225	30.138	20.144	99.566	106.859								
4	9:27:42.406	1:12.387	23.865	28.324	20.198	103.721	107.372								
5	9:28:54.110	1:11.704	23.512	28.129	20.063	105.184	108.064								
6	9:30:05.816	1:11.706	24.467	27.863	19.376	104.366	107.717								
7	9:31:16.139	1:10.323	23.438	26.748	20.137	101.987	107.372								
(6) James WILKEN															
1	9:23:45.588			34.596	23.550	89.836	97.399								
2	9:25:07.279	1:21.691	28.434	30.012	23.245	92.562	98.688								
3	9:26:24.229	1:16.950	25.912	29.804	21.234	99.863	98.398								
4	9:27:38.018	1:13.789	24.834	28.170	20.785	100.011	102.142								
5	9:28:50.832	1:12.814	24.303	27.823	20.688	99.125	103.561								
6	9:30:03.149	1:12.317	24.485	27.497	20.335	104.856	103.882								
7	9:31:16.451	1:13.302	24.089	28.157	21.056	97.117	96.143								
(64) Andrew CUTHBERT															
1	9:23:48.252			34.304	23.732	86.035	104.366								
2	9:25:05.812	1:17.560	27.245	29.758	20.557	106.689	106.520								
3	9:26:18.692	1:12.880	23.328	28.236	21.316	102.611	97.257								
4	9:27:33.109	1:14.417	25.321	28.811	20.285	102.454	107.372								
5	9:28:51.829	1:18.720	23.463	27.258	27.999	104.692	28.740								
(29) Ross CLIMSON															
1	9:23:39.713			32.535	23.529	81.146	89.836								
2	9:25:01.401	1:21.688	28.692	31.264	21.732	86.035	95.731								
3	9:26:17.933	1:16.532	25.293	29.921	21.318	87.837	98.254								
4	9:27:32.981	1:15.048	25.350	28.810	20.888	97.117	96.697								
5	9:28:47.764	1:14.783	25.013	28.752	21.018	93.076	98.543								
6	9:30:01.701	1:13.937	24.684	28.835	20.418	95.459	97.967								
7	9:31:15.415	1:13.714	24.179	29.313	20.222	96.143	96.697								
(73) Fraser CAMERON															
1	9:23:48.103			34.196	24.584	78.580	93.465								
2	9:25:15.004	1:26.901	31.523	31.728	23.650	87.952	93.988								
3	9:26:37.324	1:22.320	28.224	30.619	23.477	85.706	95.188								
4	9:27:58.703	1:21.379	27.926	31.176	22.277	88.767	96.558								
5	9:29:16.694	1:17.991	26.502	29.516	21.973	92.054	97.682								
6	9:30:31.361	1:14.667	25.578	28.530	20.559	94.785	99.272								
(45) Gerry SULLIVAN															
1	9:23:46.285			35.238	24.167	81.540	94.120								
2	9:25:11.875	1:25.590	28.990	33.357	23.243	84.412	96.836								
3	9:26:35.707	1:23.832	27.571	32.764	23.497	88.532	94.651								
4	9:27:55.342	1:19.635	27.154	30.745	21.736	88.532	96.836								
5	9:29:18.393	1:23.051	25.564	30.055	27.432	91.928	35.320								

Clerk of the Course

Orbits

Sig : Time :
Chief Timekeeper : Ian Sharp (SMART Timing)

Results available at www.smart-timing.co.uk & www.mylaps.com

www.mylaps.com

Licensed to: SMART Timing

KMSC National Motorcycle Racing**Sorted on best lap time**

Scottish Championship Lightweights

Knockhill 1.267 miles

Warm Up

25/04/2015 10:00

Practice (10:00 Time) started at 9:49:42

Pos	No.	Name	Make/Model	CC	Class Code	Laps	Best Tm	In Lap Diff	Best Speed	2nd Best
1	21	Grant REID	Kawasaki	ER6	SL	7	1:03.935	6	71.340	1:04.520
2	31	Torquil PATERSON	Kawasaki	ER6	SL	7	1:04.633	7	0.698 70.569	1:05.745
3	15	Keith DICKIE	Kawasaki	ER6	SL	6	1:05.447	5	1.512 69.691	1:05.621
4	30	Joe TONER	Kawasaki	ER6	SL	7	1:06.089	7	2.154 69.014	1:06.424
5	25	Jim PURVIS	Yamaha	FZR400	SL	7	1:08.351	7	4.416 66.730	1:08.431
6	12	Dan JAMES	Suzuki	SV650	SL	7	1:08.752	6	4.817 66.341	1:08.980
7	44	Derek ADAMS	Weslake	900	CS	7	1:09.549	4	5.614 65.581	1:10.064
8	27	John EASTON	Suzuki	SV650	SL	6	1:10.552	4	6.617 64.649	1:10.774
9	84	Lee NAILER	Suzuki	GSR6000	SL	5	1:10.849	4	6.914 64.378	1:12.318
10	66	Kevin WATRET	Kawasaki	ER6	SL	7	1:11.034	4	7.099 64.210	1:11.366
11	13	Andrew BARTON	Suzuki	SV650	SL	7	1:11.052	7	7.117 64.194	1:11.198
12	4	Alan GIBSON	Suzuki	SV650	SL	7	1:11.553	7	7.618 63.744	1:12.879
13	89	Craig ROSS	Suzuki	SV650	SL	6	1:11.941	6	8.006 63.400	1:12.576
14	118	Rod WALKER	Kawasaki	ZXR400	SL	7	1:12.037	5	8.102 63.316	1:12.507
15	234	Al CAMERON	Kawasaki	ER6	SL	6	1:12.053	6	8.118 63.302	1:13.131
16	79	Ashley ROBSON	Kawasaki	ZXR400	SL	6	1:13.678	5	9.743 61.906	1:14.554
17	10	Marc McEWAN	Suzuki	SV650	SL	6	1:13.860	5	9.925 61.753	1:14.781
18	56	Phil WALTERS	Suzuki	SV650	SL	6	1:14.522	4	10.587 61.205	1:15.018
19	32	Craig REID	Kawasaki	ZXR400	SL	6	1:14.707	4	10.772 61.053	1:17.264
20	70	John ANDRUCCI	Suzuki	GSXR110C	PCS	4	1:16.142	3	12.207 59.902	1:20.797
21	54	Ryan GIBSON	Kawasaki	ZXR400	SL	3	1:22.028	2	18.093 55.604	1:37.036
22	16	Gerry KEIRNAN	Suzuki	SV650	SL	6	1:22.573	6	18.638 55.237	1:23.439
23	74	Christine WATSON	Honda	CBR400RF	SL	6	1:25.848	6	21.913 53.130	1:26.242
24	37	Howard CROSS	Kawasaki	GSXR750	PCS	4	2:23.387	3	19.452 31.810	2:31.315
25	67	Eddie BUTLER	Honda	SP1	C	1		0	-	

Clerk of the Course

Orbits

Sig : Time :

Chief Timekeeper : Ian Sharp (SMART Timing)

www.mylaps.com

Results available at www.smart-timing.co.uk & www.mylaps.com

Licensed to: SMART Timing

Printed: 29/04/2015 16:36:17

KMSC National Motorcycle Racing

Scottish Championship Lightweights

Knockhill 1.267 miles

Warm Up

25/04/2015 10:00

Practice (10:00 Time) started at 9:49:42

Lap	Time of Day	Lap Tm	S1	S2	S3	S3Spd	SFSpd	Lap	Time of Day	Lap Tm	S1	S2	S3	S3Spd	SFSpd
2	9:52:38.992	1:21.949	29.528	30.505	21.916	93.857	94.919								
3	9:53:54.010	1:15.018	25.025	28.685	21.308	98.543	92.435								
4	9:55:08.532	1:14.522	24.877	28.434	21.211	97.540	88.884								
5	9:56:25.139	1:16.607	26.264	29.022	21.321	95.595	86.035								
6	9:57:54.429	1:29.290	25.918	30.326	33.046	88.183	20.617								

(32) Craig REID

1	9:51:25.150			33.897	25.575	81.540	84.200
2	9:52:45.799	1:20.649	27.772	30.451	22.426	91.303	86.479
3	9:54:04.695	1:18.896	26.426	30.623	21.847	88.416	84.946
4	9:55:19.402	1:14.707	25.008	28.255	21.444	90.198	82.645
5	9:56:36.666	1:17.264	25.554	29.891	21.819	85.487	81.540
6	9:57:58.579	1:21.913	25.570	29.625	26.718	86.146	27.799

(70) John ANDRUCCI

1	9:51:18.322			31.674	24.402	88.068	98.398
2	9:52:39.635	1:21.313	28.845	31.360	21.108	94.518	100.310
3	9:53:55.777	1:16.142	25.625	29.101	21.416	95.459	97.824
4	9:55:16.574	1:20.797	25.124	29.668	26.005	90.932	33.255

(54) Ryan GIBSON

1	9:51:24.304			33.807	26.043	73.182	95.188
2	9:52:46.332	1:22.028	27.780	30.601	23.647	86.146	89.358
3	9:54:23.368	1:37.036	27.473	33.948	35.615	59.335	22.497

(16) Gerry KEIRNAN

1	9:51:39.055			38.326	26.144	77.491	91.427
2	9:53:08.882	1:29.827	30.877	34.099	24.851	81.343	93.857
3	9:54:34.871	1:25.989	29.610	33.528	22.851	83.467	98.543
4	9:55:58.310	1:23.439	27.830	32.929	22.680	88.183	96.281
5	9:57:23.056	1:24.746	28.606	32.834	23.306	84.839	86.479
6	9:58:45.629	1:22.573	27.919	32.274	22.380	90.198	97.540

(74) Christine WATSON

1	9:51:16.517			33.850	24.996	74.234	85.270
2	9:52:44.055	1:27.538	29.586	33.236	24.716	82.849	87.380
3	9:54:10.993	1:26.938	27.921	33.641	25.376	75.148	83.260
4	9:55:37.235	1:26.242	28.971	32.753	24.518	78.488	78.214
5	9:57:04.214	1:26.979	29.360	32.692	24.927	77.224	80.368
6	9:58:30.062	1:25.848	29.147	32.366	24.335	79.890	79.985

(37) Howard CROSS

1	9:51:05.596			31.812	22.013	90.077	97.399
2	9:54:46.954	3:41.358	24.437	28.556	20.653	99.125	103.721
3	9:57:10.341	2:23.387	23.937	28.300	19.665	99.566	105.349
4	9:59:41.656	2:31.315	23.494	28.596	26.445		25.663

(67) Eddie BUTLER

1	9:59:09.011						
---	-------------	--	--	--	--	--	--

Clerk of the Course

Orbits

Sig : Time :
Chief Timekeeper : Ian Sharp (SMART Timing)

Results available at www.smart-timing.co.uk & www.mylaps.com

www.mylaps.com

Licensed to: SMART Timing

KMSC National Motorcycle Racing**Sorted on best lap time**

Scottish Championship Superbikes & Shirlaws KMSC Clubman

Knockhill 1.267 miles

Warm Up

25/04/2015 10:15

Practice (10:00 Time) started at 10:00:52

Pos	No.	Name	Make/Model	CC	Class Code	Laps	Best Tm	In Lap Diff	Best Speed	2nd Best
1	179	Andrew TASKER	Kawasaki	ZX10R	SB	9	56.952	7	80.087	57.048
2	9	Keith AMOR	BMW	S1000RR	SB	8	57.728	5	0.776 79.010	58.189
3	79	Bruce BIRNIE	BMW	S1000RR	SB	8	58.564	6	1.612 77.882	59.133
4	34	John DEAN	Suzuki	GSXR 750	SB	8	59.006	7	2.054 77.299	59.205
5	7	James LAING	Kawasaki	ER6	SB	8	59.082	8	2.130 77.199	59.584
6	55	Donald MacFADYEN	BMW	S1000RR	SB	8	59.573	8	2.621 76.563	59.913
7	99	Colin MacDONALD	Honda	CBR1000	C	8	59.814	6	2.862 76.255	1:00.724
8	155	Scott SHAND	Honda	CBR 1000RR	SB	6	59.914	5	2.962 76.127	1:00.840
9	119	Kristopher DUNCAN	Kawasaki	ZX6R 600	C	8	59.927	7	2.975 76.111	59.970
10	47	Alan BRYCE	Suzuki	GSXR1000	SB	7	59.938	6	2.986 76.097	1:00.200
11	44	Niall CAMPBELL	Yamaha	R6 EVO	SB	8	1:00.741	8	3.789 75.091	1:01.255
12	33	Graeme BODEL	Ducati	1098	C	8	1:00.937	8	3.985 74.849	1:01.770
13	68	Robert WILSON	Yamaha	R6	SB	7	1:01.231	6	4.279 74.490	1:01.312
14	20	Mark HERITAGE	Yamaha	R6	SB	8	1:01.242	5	4.290 74.477	1:01.666
15	72	Sean GILFILLAN	Kawasaki	ZX10R	SB	8	1:01.671	7	4.719 73.958	1:01.833
16	67	Des BURNS	Kawasaki	ZX10R	C	8	1:02.048	6	5.096 73.509	1:02.461
17	11	Richard HUGHES	BMW	S1000RR	C	7	1:02.500	6	5.548 72.977	1:02.730
18	63	Kenny PATERSON	BMW	S1000RR	C	6	1:02.809	4	5.857 72.618	1:03.552
19	84	Darren ROSS	Kawasaki	ZX10R	SB	8	1:02.870	7	5.918 72.548	1:03.496
20	37	Steven PATERSON	Yamaha	R1	C	8	1:03.625	7	6.673 71.687	1:03.805
21	73	Scott ROBERTSON	BMW	S1000RR	C	8	1:03.673	6	6.721 71.633	1:03.805
22	71	Gavin JONES	Honda	CBR1000RR	C	8	1:03.767	7	6.815 71.527	1:04.440
23	61	Frank DIGNAN	Suzuki	GSXR1000	SB	7	1:05.920	6	8.968 69.191	1:06.121
24	69	Rodney SCOTT	BMW	S1000RR	C	5	1:06.823	4	9.871 68.256	1:08.612

Clerk of the Course

Orbits

Sig : Time :

Chief Timekeeper : Ian Sharp (SMART Timing)

Results available at www.smart-timing.co.uk & www.mylaps.comwww.mylaps.com

Licensed to: SMART Timing

Printed: 29/04/2015 16:46:13

KMSC National Motorcycle Racing

Scottish Championship Superbikes & Shirlaws KMSC Clubman

Knockhill 1.267 miles

Warm Up

25/04/2015 10:15

Practice (10:00 Time) started at 10:00:52

Lap	Time of Day	Lap Tm	S1	S2	S3	S3Spd	SFSpd
(67) Des BURNS							
1	10:02:09.227			27.871	19.113	104.529	119.409
2	10:03:16.959	1:07.732	23.112	26.351	18.269	104.529	121.352
3	10:04:22.013	1:05.054	22.572	24.823	17.659	113.357	121.792
4	10:05:26.042	1:04.029	22.038	24.493	17.498	114.129	121.572
5	10:06:28.509	1:02.467	21.130	23.927	17.410	116.103	120.697
6	10:07:30.557	1:02.048	21.079	23.755	17.214	116.709	122.236
7	10:08:33.018	1:02.461	21.245	24.010	17.206	115.903	122.683
8	10:09:44.019	1:11.001	21.559	23.855	25.587	116.304	26.102

Lap	Time of Day	Lap Tm	S1	S2	S3	S3Spd	SFSpd
(69) Rodney SCOTT							
1	10:02:14.608			29.669	20.844	99.125	106.351
2	10:03:25.671	1:11.063	24.428	27.309	19.326	101.066	118.565
3	10:04:34.283	1:08.612	23.130	26.371	19.111	108.064	111.660
4	10:05:41.106	1:06.823	22.703	25.408	18.712	104.856	117.940
5	10:06:57.987	1:16.881	22.456	27.090	27.335	97.117	22.565

(11) Richard HUGHES							
1	10:02:05.901			27.044	19.306	102.142	111.660
2	10:03:11.745	1:05.844	22.841	25.033	17.970	112.786	113.935
3	10:04:16.090	1:04.345	22.284	24.235	17.826	115.305	113.357
4	10:05:18.834	1:02.744	21.887	23.439	17.418	116.709	118.356
5	10:06:21.564	1:02.730	21.217	23.541	17.972	115.703	116.709
6	10:07:24.064	1:02.500	21.207	23.362	17.931	112.786	117.116
7	10:08:31.627	1:07.563	21.226	23.947	22.390	106.859	33.354

(63) Kenny PATERSON							
1	10:02:02.459			27.498	18.786	109.474	118.985
2	10:03:09.547	1:07.088	22.792	25.949	18.347	112.597	116.709
3	10:04:13.099	1:03.552	21.413	24.740	17.399	120.697	120.480
4	10:05:15.908	1:02.809	21.173	23.820	17.816	113.357	118.985
5	10:06:21.808	1:05.900	21.460	25.335	19.105	113.357	108.764
6	10:07:32.976	1:11.168	22.633	25.911	22.624	109.832	39.945

(84) Darren ROSS							
1	10:02:11.705			28.979	19.230	101.066	114.714
2	10:03:19.295	1:07.590	23.575	25.730	18.285	112.033	122.014
3	10:04:23.012	1:03.717	21.485	24.778	17.454	112.786	122.014
4	10:05:29.094	1:06.082	22.351	26.162	17.569	115.305	122.236
5	10:06:33.594	1:04.500	22.146	25.219	17.135	117.116	121.572
6	10:07:37.090	1:03.496	21.420	24.589	17.487	117.526	113.166
7	10:08:39.960	1:02.870	21.689	24.254	16.927	121.352	124.273
8	10:09:57.382	1:17.422	21.562	27.924	27.936	82.240	29.773

(37) Steven PATERSON							
1	10:02:16.352			29.614	19.057	106.015	118.147
2	10:03:24.349	1:07.997	22.960	26.911	18.126	106.520	117.526
3	10:04:29.698	1:05.349	21.934	25.572	17.843	107.717	117.116
4	10:05:34.665	1:04.967	21.927	24.871	18.169	107.201	118.147
5	10:06:38.470	1:03.805	21.537	24.680	17.588	107.890	116.912
6	10:07:42.363	1:03.893	21.419	24.795	17.679	110.556	114.714
7	10:08:45.988	1:03.625	21.386	24.811	17.428	110.922	117.321
8	10:09:53.817	1:07.829	21.470	24.553	21.806	113.549	32.248

(73) Scott ROBERTSON							
1	10:02:21.798			31.060	21.021	92.181	111.846
2	10:03:31.334	1:09.536	23.385	26.536	19.615	102.611	116.709
3	10:04:37.921	1:06.587	22.247	25.704	18.636	108.941	120.049
4	10:05:42.435	1:04.514	21.700	24.931	17.883	110.012	122.459
5	10:06:46.696	1:04.261	21.476	24.992	17.793	112.220	120.697
6	10:07:50.369	1:03.673	20.840	24.810	18.023	112.597	121.572
7	10:08:54.174	1:03.805	20.937	24.844	18.024	113.357	119.409
8	10:10:00.905	1:06.731	20.914	24.173	21.644	113.166	35.172

(71) Gavin JONES							
1	10:02:17.868			29.885	19.853	105.515	121.792
2	10:03:26.319	1:08.451	23.100	26.764	18.587	110.374	120.265
3	10:04:34.214	1:07.895	22.843	26.675	18.377	114.518	121.133
4	10:05:40.226	1:06.012	22.070	25.831	18.111	111.290	120.697
5	10:06:45.337	1:05.111	22.002	25.362	17.747	112.786	122.236
6	10:07:49.777	1:04.440	21.520	25.465	17.455	112.976	122.459
7	10:08:53.544	1:03.767	21.153	25.063	17.551	117.733	122.236
8	10:10:11.723	1:18.179	21.468	30.117	26.594	94.785	26.641

(61) Frank DIGNAN							
1	10:02:17.672			30.060	20.246	96.419	113.166
2	10:03:28.181	1:10.509	24.175	27.349	18.985	103.402	117.733
3	10:04:36.310	1:08.129	23.136	26.503	18.490	106.520	118.147
4	10:05:42.677	1:06.367	22.270	25.747	18.350	108.064	116.709
5	10:06:49.390	1:06.713	22.543	25.776	18.394	109.118	116.103
6	10:07:55.310	1:05.920	21.707	25.671	18.542	104.856	112.597

Clerk of the Course

Orbits

Sig :

Time :

Chief Timekeeper : Ian Sharp (SMART Timing)

Results available at www.smart-timing.co.uk & www.mylaps.com

www.mylaps.com

Licensed to: SMART Timing

Printed: 29/04/2015 16:46:54

Page 2/2

KMSC National Motorcycle Racing**Sorted on best lap time**

KMSC 125's

Knockhill 1.267 miles

Qualifying

25/04/2015 10:45

Qualifying (10:00 Time) started at 10:12:45

Pos	No.	Name	Make/Model	CC	Class Code	Laps	Best Tm	In Lap Diff	Best Speed	2nd Best	
1	7	Josh HODGE	Be-On Pre Moto 3	125	F125	2	1:07.824	2	67.249		
2	11	Lewis PATERSON	Aprilia	RS125	F125	8	1:10.058	6	2.234	65.105	1:10.105
3	27	James McLAREN	Aprilia	RS125	F125	8	1:12.166	7	4.342	63.203	1:12.286
4	9	Rishon HICKEY	Aprilia	125	F125	8	1:15.805	6	7.981	60.169	1:16.131
5	47	Joel BAVIDGE	Aprilia	RS125	F125	7	1:18.116	7	10.292	58.389	1:19.599
6	21	Marc GIBSON	Aprilia	RS125	F125	7	1:18.385	7	10.561	58.188	1:19.533
7	88	Lewis NICOL	Aprilia	RS125	F125	7	1:21.320	6	13.496	56.088	1:21.587
8	15	Finlay MILNE	Aprilia	125	F125	7	1:22.619	6	14.795	55.206	1:23.058

Clerk of the Course

Orbits

Sig : Time :

Chief Timekeeper : Ian Sharp (SMART Timing)

Results available at www.smart-timing.co.uk & www.mylaps.comwww.mylaps.com

Licensed to: SMART Timing

Printed: 29/04/2015 16:13:15

KMSC National Motorcycle Racing

KMSC 125's

Knockhill 1.267 miles

Race 1 - 1st Race

25/04/2015 13:00

Race (10 Laps) started at 12:18:53

POLE POSITION

1

1

7 Josh HODGE 1:07.824

2

11 Lewis PATERSON 1:10.058

3

27 James McLAREN 1:12.166

2

4

9 Rishon HICKEY 1:15.805

5

47 Joel BAVIDGE 1:18.116

6

21 Marc GIBSON 1:18.385

3

7

88 Lewis NICOL 1:21.320

8

15 Finlay MILNE 1:22.619

Clerk of the Course

Orbits

Sig : Time :

Chief Timekeeper : Ian Sharp (SMART Timing)

Results available at www.smart-timing.co.uk & www.mylaps.com

www.mylaps.com

Licensed to: SMART Timing

Printed: 29/04/2015 16:11:04

KMSC National Motorcycle Racing

Sorted on best lap time

Scottish Championship Superstock 600

Knockhill 1.267 miles

Qualifying

25/04/2015 11:00

Qualifying (10:00 Time) started at 10:25:17

Pos	No.	Name	Make/Model	CC	Class Code	Laps	Best Tm	In Lap Diff	Best Speed	2nd Best	
1	8	Lewis ROLLO	Kawasaki	XR	S6	11	54.786	11	83.253	54.967	
2	99	Callum GRIGOR	Kawasaki	ZX6R 600	S6	11	55.801	8	1.015	81.739	55.963
3	19	Kristopher DUNCAN	Kawasaki	ZX6R	S6	7	56.086	4	1.300	81.323	56.628
4	30	Liam SHELLCOCK	Triumph	675R	S6	6	56.147	5	1.361	81.235	56.698
5	49	Paul McCLUNG	Yamaha	R6 600	S6	7	56.154	6	1.368	81.225	57.140
6	31	Allan BRODIE	Yamaha	R6 600	S6	10	56.993	7	2.207	80.029	57.159
7	121	Callum PATERSON	Yamaha	R6 600	S6	8	57.294	4	2.508	79.609	57.428
8	7	Jodie CHALK	Triumph	675	S6	9	57.314	9	2.528	79.581	58.487
9	2	Angus MEARNES	Yamaha	R6 600	S6	9	57.572	6	2.786	79.224	58.209
10	26	Mike SWANSON	Yamaha	R6 600	S6	7	57.768	6	2.982	78.955	57.960
11	45	Ewan GRAY	Kawasaki	ZX6R 600	S6	7	58.516	6	3.730	77.946	58.695
12	72	Peter DUNCAN	Triumph	675R	S6	10	59.705	5	4.919	76.394	1:00.127
13	93	Kyle DUNCAN	Kawasaki	ZX6R 600	S6	7	1:00.942	6	6.156	74.843	1:01.248
14	77	Paul MacKEY	Kawasaki	ZX6R 600	S6	8	1:01.159	7	6.373	74.578	1:01.248
15	21	David JACKSON	Suzuki	GSXR600	S6	7	1:04.072	5	9.286	71.187	1:04.200
16	23	Michael HOSKISSON	Suzuki	GSXR600	S6	7	1:05.222	6	10.436	69.932	1:05.443
17	17	Connor TONER	Kawasaki	ZX6R	S6	7	1:05.408	5	10.622	69.733	1:06.068

Clerk of the Course

Orbits

Sig : Time :

Chief Timekeeper : Ian Sharp (SMART Timing)

Results available at www.smart-timing.co.uk & www.mylaps.comwww.mylaps.com

Licensed to: SMART Timing

Printed: 29/04/2015 16:56:51

KMSC National Motorcycle Racing

Scottish Championship Superstock 600

Knockhill 1.267 miles

Qualifying

25/04/2015 11:00

Qualifying (10:00 Time) started at 10:25:17

Lap	Time of Day	Lap Tm	S1	S2	S3	S3Spd	SFSpd	Lap	Time of Day	Lap Tm	S1	S2	S3	S3Spd	SFSpd
2	10:27:40.864	1:07.320	22.572	25.607	19.141	111.474	109.832								
3	10:28:46.213	1:05.349	21.565	25.130	18.654	112.976	110.374								
4	10:29:51.414	1:05.201	21.381	25.105	18.715	112.597	110.739								
5	10:30:55.486	1:04.072	21.108	24.762	18.202	113.742	111.105								
6	10:31:59.686	1:04.200	21.068	24.629	18.503	111.474	110.739								
7	10:33:10.817	1:11.131	21.485	26.005	23.641	108.588	25.741								

(23) Michael HOSKISSON

1	10:26:44.316			30.263	21.746	97.967	107.890								
2	10:27:56.591	1:12.275	25.013	27.382	19.880	106.689	110.739								
3	10:29:04.458	1:07.867	23.299	26.194	18.374	110.556	110.556								
4	10:30:10.508	1:06.050	22.244	25.449	18.357	110.739	110.556								
5	10:31:15.951	1:05.443	22.275	25.071	18.097	112.597	110.374								
6	10:32:21.173	1:05.222	21.893	25.044	18.285	108.413	108.764								
7	10:33:33.748	1:12.575	21.855	24.715	26.005	109.474	21.767								

(17) Connor TONER

1	10:26:40.681			28.659	20.688	99.714	110.193								
2	10:27:50.631	1:09.950	24.271	26.384	19.295	107.890	111.846								
3	10:28:57.734	1:07.103	22.465	25.415	19.223	107.717	110.374								
4	10:30:04.596	1:06.862	22.174	25.868	18.820	108.064	110.374								
5	10:31:10.004	1:05.408	21.758	25.337	18.313	110.012	109.474								
6	10:32:16.072	1:06.068	21.802	25.524	18.742	107.544	108.588								
7	10:33:29.077	1:13.005	21.571	24.916	26.518	107.717	18.709								

Clerk of the Course

Orbits

Sig :

Time :

Chief Timekeeper : Ian Sharp (SMART Timing)

Results available at www.smart-timing.co.uk & www.mylaps.com

www.mylaps.com

Licensed to: SMART Timing

Printed: 29/04/2015 16:57:08

Page 2/2

KMSC National Motorcycle Racing

Scottish Championship Superstock 600

Knockhill 1.267 miles

Race 2 - 1st Race

25/04/2015 13:15

Race (10 Laps) started at 12:37:58

POLE POSITION

1	1 8 Lewis ROLLO 54.786	2 99 Callum GRIGOR 55.801	3 19 Kristopher DUNCAN 56.086
2	4 30 Liam SHELLCOCK 56.147	5 49 Paul McCLUNG 56.154	6 31 Allan BRODIE 56.993
3	7 121 Callum PATERSON 57.294	8 7 Jodie CHALK 57.314	9 2 Angus MEARNES 57.572
4	10 26 Mike SWANSON 57.768	11 45 Ewan GRAY 58.516	12 72 Peter DUNCAN 59.705
5	13 93 Kyle DUNCAN 1:00.942	14 77 Paul MacKEY 1:01.159	15 21 David JACKSON 1:04.072
6	16 23 Michael HOSKISSON 1:05.222	17 17 Connor TONER 1:05.408	

Clerk of the Course

Orbits

Sig :

Time :

Chief Timekeeper : Ian Sharp (SMART Timing)

Results available at www.smart-timing.co.uk & www.mylaps.com

www.mylaps.com

Licensed to: SMART Timing

Printed: 29/04/2015 16:57:32

KMSC National Motorcycle Racing

Scottish Championship Superstock 600

Knockhill 1.267 miles

Race 18 - 2nd Race

26/04/2015 13:15

Race (10 Laps) started at 12:21:32

POLE POSITION

1	1 8 Lewis ROLLO 54.786	2 99 Callum GRIGOR 55.801	3 19 Kristopher DUNCAN 56.086
2	4 30 Liam SHELLCOCK 56.147	5 49 Paul McCLUNG 56.154	6 31 Allan BRODIE 56.993
3	7 121 Callum PATERSON 57.294	8 7 Jodie CHALK 57.314	9 2 Angus MEARNES 57.572
4	10 26 Mike SWANSON 57.768	11 45 Ewan GRAY 58.516	12 72 Peter DUNCAN 59.705
5	13 93 Kyle DUNCAN 1:00.942	14 77 Paul MacKEY 1:01.159	15 21 David JACKSON 1:04.072
6	16 23 Michael HOSKISSON 1:05.222	17 17 Connor TONER 1:05.408	18 63 Chris EASTWOOD

Clerk of the Course

Orbits

Sig :

Time :

Chief Timekeeper : Ian Sharp (SMART Timing)

Results available at www.smart-timing.co.uk & www.mylaps.com

www.mylaps.com

Licensed to: SMART Timing

Printed: 29/04/2015 16:57:54

KMSC National Motorcycle Racing**Sorted on best lap time**

KMSC Cupar Motorcycles Pre Injection 600

Knockhill 1.267 miles

Qualifying

25/04/2015 11:15

Qualifying (10:00 Time) started at 10:37:24

Pos	No.	Name	Make/Model	CC	Class Code	Laps	Best Tm	In Lap Diff	Best Speed	2nd Best
1	11	Patrick FORMAN	Yamaha	R6 600	PI6	10	56.655	10	80.506	57.224
2	21	Michael BURKE	Yamaha	R6 600	PI6	8	57.106	4	0.451 79.871	58.011
3	84	Kyle HARPER	Yamaha	R6 600	PI6	8	57.488	5	0.833 79.340	57.812
4	86	Russell WILL	Yamaha	R6 600	PI6	10	57.770	10	1.115 78.953	57.854
5	47	Steven HADDOW	Yamaha	R6 600	PI6	9	58.423	9	1.768 78.070	59.521
6	3	Richard BRIGHT	Yamaha	R6 600	PI6	10	58.585	6	1.930 77.854	58.680
7	48	David McCAFFERTY	Yamaha	R6 600	PI6	6	59.004	5	2.349 77.301	59.417
8	88	Brian MARR	Yamaha	R6 600	PI6	10	59.161	7	2.506 77.096	59.212
9	119	Allan HARROW	Yamaha	R6 600	PI6	9	1:00.129	9	3.474 75.855	1:01.941
10	60	Douglas BROWN	Yamaha	R6 600	PI6	8	1:00.738	7	4.083 75.095	1:01.388
11	17	Mike ANDERSON	Yamaha	R6 600	PI6	7	1:00.757	5	4.102 75.071	1:01.049
12	91	Lewis SHAND	Yamaha	R6 600	PI6	9	1:00.898	9	4.243 74.897	1:01.743
13	69	Mark BOWRAN	Yamaha	R6 600	PI6	9	1:01.309	5	4.654 74.395	1:01.379
14	72	Douglas SHEARER	Yamaha	R6 600	PI6	6	1:01.367	3	4.712 74.325	1:03.199
15	8	Lloyd MacDONALD	Yamaha	R6 600	PI6	4	1:01.646	3	4.991 73.988	1:02.449
16	18	Carl VICKERS	Yamaha	R6 600	PI6	7	1:01.766	5	5.111 73.845	1:01.912
17	0	Alex McGUINNESS	Yamaha	R6 600	PI6	8	1:02.455	7	5.800 73.030	1:03.781
18	92	Andrew CRAIGMILE	Yamaha	YZF R6	PI6	8	1:03.146	7	6.491 72.231	1:03.614
19	6	James WILKEN	Yamaha	R6 600	PI6	6	1:03.261	5	6.606 72.100	1:04.815
20	73	Fraser CAMERON	Yamaha	R6 600	PI6	7	1:04.129	5	7.474 71.124	1:05.259
21	58	Barry STEWART	Yamaha	R6 600	PI6	8	1:04.409	4	7.754 70.815	1:04.994
22	29	Ross CLIMSON	Yamaha	R6 600	PI6	9	1:06.434	7	9.779 68.656	1:06.434
23	45	Gerry SULLIVAN	Kawasaki	ZX6R 600	PI6	8	1:06.588	7	9.933 68.497	1:06.743
24	81	Stewart MARR	Yamaha	R6 600	PI6			0	-	

Clerk of the Course

Orbits

Sig : Time :

Chief Timekeeper : Ian Sharp (SMART Timing)

Results available at www.smart-timing.co.uk & www.mylaps.comwww.mylaps.com

Licensed to: SMART Timing

Printed: 29/04/2015 16:23:14

KMSC National Motorcycle Racing

KMSC Cupar Motorcycles Pre Injection 600

Knockhill 1.267 miles

Qualifying

25/04/2015 11:15

Qualifying (10:00 Time) started at 10:37:24

Lap	Time of Day	Lap Tm	S1	S2	S3	S3Spd	SFSpd	Lap	Time of Day	Lap Tm	S1	S2	S3	S3Spd	SFSpd
(8) Lloyd MacDONALD								1	10:38:45.052			28.631	19.912	101.832	102.611
1	10:38:45.361			28.743	18.711	104.204	108.941	2	10:39:54.485	1:09.433	23.345	26.635	19.453	100.011	95.323
2	10:39:47.810	1:02.449	20.423	24.070	17.956	111.290	108.588	3	10:41:03.208	1:08.723	22.841	26.623	19.259	104.529	103.084
3	10:40:49.456	1:01.646	20.252	23.924	17.470	110.193	108.764	4	10:42:11.613	1:08.405	22.900	26.112	19.393	101.218	103.242
4	10:41:55.841	1:06.385	20.561	24.768	21.056	105.020	40.944	5	10:43:19.050	1:07.437	23.043	25.287	19.107	105.184	103.882
(18) Carl VICKERS								6	10:44:25.793	1:06.743	22.343	25.628	18.772	104.692	100.161
1	10:38:46.806			28.791	19.846	92.562	107.544	7	10:45:32.381	1:06.588	22.449	25.424	18.715	104.856	100.914
2	10:39:51.107	1:04.301	21.080	24.878	18.343	107.890	108.064	8	10:46:45.235	1:12.854	22.670	26.152	24.032	100.011	35.227
3	10:40:54.392	1:03.285	20.694	24.867	17.724	110.556	108.413								
4	10:41:56.788	1:02.396	20.489	24.694	17.213	111.105	109.118								
5	10:42:58.554	1:01.766	20.103	23.896	17.767	112.033	109.296								
6	10:44:00.466	1:01.912	19.759	24.420	17.733	112.597	109.474								
7	10:45:09.292	1:08.826	21.029	25.070	22.727	109.474	33.773								
(0) Alex McGUINNESS															
1	10:38:49.409			28.916	19.519	102.926	104.856								
2	10:39:58.742	1:09.333	23.412	26.480	19.441	101.066	106.351								
3	10:41:05.099	1:06.357	22.329	26.111	17.917	105.184	108.413								
4	10:42:10.026	1:04.927	21.587	25.511	17.829	109.118	108.064								
5	10:43:13.807	1:03.781	20.782	24.526	18.473	113.742	106.520								
6	10:44:18.702	1:04.895	22.262	25.293	17.340	110.922	110.556								
7	10:45:21.157	1:02.455	20.701	24.179	17.575	111.290	109.118								
8	10:46:30.535	1:09.378	20.593	24.983	23.802	107.890	30.242								
(92) Andrew CRAIGMILE															
1	10:38:53.950			30.599	21.130	97.682	103.882								
2	10:40:02.343	1:08.393	23.469	25.965	18.959	108.764	105.848								
3	10:41:06.724	1:04.381	21.794	24.316	18.271	114.129	107.890								
4	10:42:12.206	1:05.482	21.860	24.862	18.760	109.296	108.588								
5	10:43:17.877	1:05.671	22.639	24.944	18.088	111.290	107.890								
6	10:44:21.491	1:03.614	21.270	23.863	18.481	113.742	107.372								
7	10:45:24.637	1:03.146	21.971	23.674	17.501	115.703	107.717								
8	10:46:32.597	1:07.960	21.116	24.484	22.360	114.323	31.850								
(6) James WILKEN															
1	10:38:47.646			28.297	20.448	104.856	102.298								
2	10:39:56.458	1:08.812	23.175	26.211	19.426	104.529	104.692								
3	10:41:02.472	1:06.014	22.206	25.313	18.495	108.238	103.402								
4	10:42:07.287	1:04.815	21.884	24.668	18.263	107.717	104.366								
5	10:43:10.548	1:03.261	21.297	23.718	18.246	109.832	104.366								
6	10:44:21.565	1:11.017	21.502	24.189	25.326	107.717	22.332								
(73) Fraser CAMERON															
1	10:38:49.943			28.677	19.960	103.242	100.161								
2	10:39:59.116	1:09.173	23.876	25.830	19.467	106.183	104.204								
3	10:41:05.932	1:06.816	22.469	25.887	18.460	104.204	106.520								
4	10:42:11.624	1:05.692	21.912	25.265	18.515	108.588	107.544								
5	10:43:15.753	1:04.129	21.677	24.263	18.189	108.238	106.689								
6	10:44:21.012	1:05.259	21.554	24.894	18.811	108.064	103.721								
7	10:45:36.169	1:15.157	23.884	25.211	26.062	107.372	27.481								
(58) Barry STEWART															
1	10:38:49.793			28.421	19.386	104.692	106.859								
2	10:39:57.042	1:07.249	22.452	25.196	19.601	100.460	108.238								
3	10:41:03.118	1:06.076	21.981	25.565	18.530	106.015	108.413								
4	10:42:07.527	1:04.409	21.683	24.756	17.970	110.556	107.201								
5	10:43:12.521	1:04.994	21.464	24.397	19.133	111.660	105.020								
6	10:44:21.054	1:08.533	23.267	26.153	19.113	105.184	108.941								
7	10:45:26.189	1:05.135	22.113	25.137	17.885	108.588	108.588								
8	10:46:40.298	1:14.109	22.603	26.211	25.295	91.802	29.602								
(29) Ross CLIMSON															
1	10:38:46.914			29.459	20.240	95.323	102.926								
2	10:39:57.638	1:10.724	23.271	26.888	20.565	96.558	105.848								
3	10:41:06.671	1:09.033	22.777	26.835	19.421	93.205	104.856								
4	10:42:15.253	1:08.582	23.049	26.258	19.275	100.460	101.371								
5	10:43:23.123	1:07.870	22.571	25.941	19.358	100.762	104.856								
6	10:44:30.390	1:07.267	22.353	26.093	18.821	103.721	103.242								
7	10:45:36.824	1:06.434	22.044	25.481	18.909	101.678	104.529								
8	10:46:43.739	1:06.915	22.162	26.063	18.690	103.084	102.611								
9	10:47:50.173	1:06.434	22.228	25.796	18.410	102.142	106.859								
(45) Gerry SULLIVAN															

Clerk of the Course

Orbits

Sig :

Time :

Chief Timekeeper : Ian Sharp (SMART Timing)

www.mylaps.com

Results available at www.smart-timing.co.uk & www.mylaps.com

Licensed to: SMART Timing

Printed: 29/04/2015 16:23:37

Page 2/2

KMSC National Motorcycle Racing

KMSC Cupar Motorcycles Pre Injection 600

Knockhill 1.267 miles

Race 3 - 1st Race

25/04/2015 13:30

Race (10 Laps) started at 12:52:25

POLE POSITION

1	1 11 Patrick FORMAN 56.655	2 21 Michael BURKE 57.106	3 84 Kyle HARPER 57.488
2	4 86 Russell WILL 57.770	5 47 Steven HADDOW 58.423	6 3 Richard BRIGHT 58.585
3	7 48 David McCAFFERTY 59.004	8 88 Brian MARR 59.161	9 119 Allan HARROW 1:00.129
4	10 60 Douglas BROWN 1:00.738	11 17 Mike ANDERSON 1:00.757	12 91 Lewis SHAND 1:00.898
5	13 69 Mark BOWRAN 1:01.309	14 72 Douglas SHEARER 1:01.367	15 8 Lloyd MacDONALD 1:01.646
6	16 18 Carl VICKERS 1:01.766	17 0 Alex McGUINNESS 1:02.455	18 92 Andrew CRAIGMILE 1:03.146
7	19 6 James WILKEN 1:03.261	20 73 Fraser CAMERON 1:04.129	21 58 Barry STEWART 1:04.409
8	22 29 Ross CLIMSON 1:06.434	23 45 Gerry SULLIVAN 1:06.588	24 81 Stewart MARR
9	25 64 Andrew CUTHBERT	26 75 Harry PULLAR	

Clerk of the Course

Orbits

Sig :

Time :

Chief Timekeeper : Ian Sharp (SMART Timing)

Results available at www.smart-timing.co.uk & www.mylaps.com

www.mylaps.com

Licensed to: SMART Timing

Printed: 29/04/2015 16:24:03

KMSC National Motorcycle Racing

Sorted on best lap time

Scottish Championship Lightweights

Knockhill 1.267 miles

Qualifying

25/04/2015 11:30

Qualifying (10:00 Time) started at 10:51:00

Pos	No.	Name	Make/Model	CC	Class Code	Laps	Best Tm	In Lap Diff	Best Speed	2nd Best
1	33	Adrian CLARK	Kawasaki	ER6	SL	10	56.752	7	80.369	57.019
2	15	Keith DICKIE	Kawasaki	ER6	SL	10	58.166	9	1.414 78.415	58.641
3	21	Grant REID	Kawasaki	ER6	SL	10	58.223	6	1.471 78.338	58.662
4	13	Andrew BARTON	Suzuki	SV650	SL	10	58.453	8	1.701 78.030	59.189
5	12	Dan JAMES	Suzuki	SV650	SL	10	58.729	7	1.977 77.663	58.778
6	70	John ANDRUCCI	Suzuki	GSXR110C	PCS	10	58.877	9	2.125 77.468	58.969
7	84	Lee NAILER	Suzuki	GSR6000	SL	9	59.514	8	2.762 76.639	59.831
8	30	Joe TONER	Kawasaki	ER6	SL	6	59.665	4	2.913 76.445	1:00.368
9	25	Jim PURVIS	Yamaha	FZR400	SL	10	1:01.588	9	4.836 74.058	1:01.616
10	4	Alan GIBSON	Suzuki	SV650	SL	7	1:02.098	5	5.346 73.450	1:02.222
11	118	Rod WALKER	Kawasaki	ZXR400	SL	9	1:02.466	4	5.714 73.017	1:02.944
12	79	Ashley ROBSON	Kawasaki	ZXR400	SL	9	1:02.476	7	5.724 73.006	1:03.317
13	89	Craig ROSS	Suzuki	SV650	SL	8	1:02.481	6	5.729 73.000	1:02.752
14	66	Kevin WATRET	Kawasaki	ER6	SL	8	1:02.609	6	5.857 72.850	1:02.770
15	39	Stuart HAMILTON	Kawasaki	ZXR400	SL	9	1:02.827	8	6.075 72.598	1:03.279
16	44	Derek ADAMS	Weslake	900	CS	7	1:03.379	6	6.627 71.965	1:04.141
17	56	Phil WALTERS	Suzuki	SV650	SL	6	1:04.304	5	7.552 70.930	1:06.103
18	67	Eddie BUTLER	Honda	SP1	C	6	1:04.704	5	7.952 70.492	1:04.954
19	27	John EASTON	Suzuki	SV650	SL	7	1:05.040	6	8.288 70.127	1:05.132
20	10	Marc McEWAN	Suzuki	SV650	SL	8	1:05.280	7	8.528 69.870	1:05.523
21	37	Howard CROSS	Kawasaki	GSXR750	PCS	9	1:05.382	5	8.630 69.761	1:05.902
22	54	Ryan GIBSON	Kawasaki	ZXR400	SL	7	1:05.626	6	8.874 69.501	1:06.196
23	234	Al CAMERON	Kawasaki	ER6	SL	3	1:05.825	2	9.073 69.291	1:09.888
24	32	Craig REID	Kawasaki	ZXR400	SL	7	1:06.388	5	9.636 68.704	1:06.698
25	74	Christine WATSON	Honda	CBR400RF	SL	8	1:09.334	8	12.582 65.784	1:10.171
26	16	Gerry KEIRNAN	Suzuki	SV650	SL	8	1:11.154	5	14.402 64.102	1:11.967

Clerk of the Course

Orbits

Sig :

Time :

Chief Timekeeper : Ian Sharp (SMART Timing)

www.mylaps.com

Results available at www.smart-timing.co.uk & www.mylaps.com

Licensed to: SMART Timing

Printed: 29/04/2015 16:36:54

KMSC National Motorcycle Racing

Scottish Championship Lightweights

Knockhill 1.267 miles

Race 4 - 1st Race

25/04/2015 13:45

Race (10 Laps) started at 13:08:35

POLE POSITION

1	1 33 Adrian CLARK 56.752	2 15 Keith DICKIE 58.166	3 21 Grant REID 58.223
2	4 13 Andrew BARTON 58.453	5 12 Dan JAMES 58.729	6 70 John ANDRUCCI 58.877
3	7 84 Lee NAILER 59.514	8 30 Joe TONER 59.665	9 25 Jim PURVIS 1:01.588
4	10 4 Alan GIBSON 1:02.098	11 118 Rod WALKER 1:02.466	12 79 Ashley ROBSON 1:02.476
5	13 89 Craig ROSS 1:02.481	14 66 Kevin WATRET 1:02.609	15 39 Stuart HAMILTON 1:02.827
6	16 44 Derek ADAMS 1:03.379	17 56 Phil WALTERS 1:04.304	18 67 Eddie BUTLER 1:04.704
7	19 27 John EASTON 1:05.040	20 10 Marc McEWAN 1:05.280	21 37 Howard CROSS 1:05.382
8	22 54 Ryan GIBSON 1:05.626	23 234 Al CAMERON 1:05.825	24 32 Craig REID 1:06.388
9	25 74 Christine WATSON 1:09.334	26 16 Gerry KEIRNAN 1:11.154	

Clerk of the Course

Orbits

Sig : Time :

Chief Timekeeper : Ian Sharp (SMART Timing)

Results available at www.smart-timing.co.uk & www.mylaps.com

www.mylaps.com

Licensed to: SMART Timing

Printed: 29/04/2015 16:37:50

KMSC National Motorcycle Racing

Scottish Championship Lightweights

Knockhill 1.267 miles

Race 20 - 2nd Race

26/04/2015 13:45

Race (10 Laps) started at 12:54:13

POLE POSITION

1	1 33 Adrian CLARK 56.752	2 15 Keith DICKIE 58.166	3 21 Grant REID 58.223
2	4 13 Andrew BARTON 58.453	5 12 Dan JAMES 58.729	6 70 John ANDRUCCI 58.877
3	7 84 Lee NAILER 59.514	8 30 Joe TONER 59.665	9 25 Jim PURVIS 1:01.588
4	10 4 Alan GIBSON 1:02.098	11 118 Rod WALKER 1:02.466	12 79 Ashley ROBSON 1:02.476
5	13 89 Craig ROSS 1:02.481	14 66 Kevin WATRET 1:02.609	15 39 Stuart HAMILTON 1:02.827
6	16 44 Derek ADAMS 1:03.379	17 56 Phil WALTERS 1:04.304	18 67 Eddie BUTLER 1:04.704
7	19 27 John EASTON 1:05.040	20 10 Marc McEWAN 1:05.280	21 37 Howard CROSS 1:05.382
8	22 54 Ryan GIBSON 1:05.626	23 234 Al CAMERON 1:05.825	24 32 Craig REID 1:06.388
9	25 74 Christine WATSON 1:09.334	26 16 Gerry KEIRNAN 1:11.154	

Clerk of the Course

Orbits

Sig : Time :

Chief Timekeeper : Ian Sharp (SMART Timing)

Results available at www.smart-timing.co.uk & www.mylaps.com

www.mylaps.com

Licensed to: SMART Timing

Printed: 29/04/2015 16:38:30

KMSC National Motorcycle Racing**Sorted on best lap time**

Scottish Championship Superbikes & Shirlaws KMSC Clubman

Knockhill 1.267 miles

Qualifying

25/04/2015 11:45

Qualifying (10:00 Time) started at 11:03:12

Pos	No.	Name	Make/Model	CC	Class Code	Laps	Best Tm	In Lap Diff	Best Speed	2nd Best	
1	55	Donald MacFADYEN	BMW	S1000RR	SB	11	51.731	8	88.169	52.142	
2	50	Tim HASTINGS	Kawasaki	ZX6R 600	SB	11	52.130	10	0.399	87.495	52.169
3	179	Andrew TASKER	Kawasaki	ZX10R	SB	10	52.309	9	0.578	87.195	52.355
4	155	Scott SHAND	Honda	CBR 1000RR	SB	10	52.343	8	0.612	87.139	52.994
5	9	Keith AMOR	BMW	S1000RR	SB	10	52.391	10	0.660	87.059	52.520
6	34	John DEAN	Suzuki	GSXR 750	SB	10	52.548	7	0.817	86.799	52.561
7	44	Niall CAMPBELL	Yamaha	R6 EVO	SB	11	52.913	11	1.182	86.200	53.029
8	79	Bruce BIRNIE	BMW	S1000RR	SB	9	53.025	7	1.294	86.018	53.335
9	72	Sean GILFILLAN	Kawasaki	ZX10R	SB	8	53.124	7	1.393	85.857	53.813
10	84	Darren ROSS	Kawasaki	ZX10R	SB	11	53.398	7	1.667	85.417	53.713
11	119	Kristopher DUNCAN	Kawasaki	ZX6R 600	C	10	53.918	8	2.187	84.593	53.930
12	11	Richard HUGHES	BMW	S1000RR	C	10	54.127	9	2.396	84.266	54.814
13	68	Robert WILSON	Yamaha	R6	SB	10	54.274	7	2.543	84.038	54.629
14	67	Des BURNS	Kawasaki	ZX10R	C	11	54.642	11	2.911	83.472	54.949
15	12	Neil BROWN	Honda	CBR1000	SB	10	54.668	10	2.937	83.433	54.977
16	7	James LAING	Kawasaki	ER6	SB	4	54.949	3	3.218	83.006	56.657
17	20	Mark HERITAGE	Yamaha	R6	SB	9	55.375	5	3.644	82.367	55.554
18	47	Alan BRYCE	Suzuki	GSXR1000	SB	9	56.007	8	4.276	81.438	56.079
19	99	Colin MacDONALD	Honda	CBR1000	C	10	56.161	9	4.430	81.215	56.192
20	71	Gavin JONES	Honda	CBR1000RR	C	10	56.205	6	4.474	81.151	56.330
21	33	Graeme BODEL	Ducati	1098	C	5	56.908	3	5.177	80.149	57.684
22	69	Rodney SCOTT	BMW	S1000RR	C	8	57.163	3	5.432	79.791	57.419
23	63	Kenny PATERSON	BMW	S1000RR	C	8	57.306	6	5.575	79.592	57.987
24	73	Scott ROBERTSON	BMW	S1000RR	C	8	57.527	6	5.796	79.286	58.176
25	37	Steven PATERSON	Yamaha	R1	C	10	57.750	6	6.019	78.980	57.773
26	61	Frank DIGNAN	Suzuki	GSXR1000	SB	7	59.583	3	7.852	76.550	1:00.262
27	278	Paul MARSHALL	Aprilia	RSV4	C	5	1:00.105	4	8.374	75.885	1:02.134

Clerk of the Course

Orbits

Sig : Time :

Chief Timekeeper : Ian Sharp (SMART Timing)

Results available at www.smart-timing.co.uk & www.mylaps.comwww.mylaps.com

Licensed to: SMART Timing

Printed: 29/04/2015 16:47:28

KMSC National Motorcycle Racing

Scottish Championship Superbikes & Shirlaws KMSC Clubman

Knockhill 1.267 miles

Qualifying

25/04/2015 11:45

Qualifying (10:00 Time) started at 11:03:12

Lap	Time of Day	Lap Tm	S1	S2	S3	S3Spd	SFSpd	Lap	Time of Day	Lap Tm	S1	S2	S3	S3Spd	SFSpd
3	11:11:14.507	1:03.187	21.589	24.255	17.343	122.014	116.912								
4	11:12:14.612	1:00.105	20.262	22.829	17.014	120.049	116.304								
5	11:13:16.746	1:02.134	21.461	23.095	17.578	121.572	117.526								

Clerk of the Course

Orbits

Sig : Time :

Chief Timekeeper : Ian Sharp (SMART Timing)

Results available at www.smart-timing.co.uk & www.mylaps.com

www.mylaps.com

Licensed to: SMART Timing

Printed: 29/04/2015 16:47:43

Page 3/3

KMSC National Motorcycle Racing

Scottish Championship Superbikes & Shirlaws KMSC Clubman

Knockhill 1.267 miles

Race 5 - 1st Race

25/04/2015 14:00

Race (10 Laps) started at 13:28:17

POLE POSITION

1	1 55 Donald MacFADYEN 51.731	2 50 Tim HASTINGS 52.130	3 179 Andrew TASKER 52.309
2	4 155 Scott SHAND 52.343	5 9 Keith AMOR 52.391	6 34 John DEAN 52.548
3	7 44 Niall CAMPBELL 52.913	8 79 Bruce BIRNIE 53.025	9 72 Sean GILFILLAN 53.124
4	10 84 Darren ROSS 53.398	11 119 Kristopher DUNCAN 53.918	12 11 Richard HUGHES 54.127
5	13 68 Robert WILSON 54.274	14 67 Des BURNS 54.642	15 12 Neil BROWN 54.668
6	16 7 James LAING 54.949	17 20 Mark HERITAGE 55.375	18 47 Alan BRYCE 56.007
7	19 99 Colin MacDONALD 56.161	20 71 Gavin JONES 56.205	21 33 Graeme BODEL 56.908
8	22 69 Rodney SCOTT 57.163	23 63 Kenny PATERSON 57.306	24 73 Scott ROBERTSON 57.527
9	25 37 Steven PATERSON 57.750	26 61 Frank DIGNAN 59.583	27 278 Paul MARSHALL 1:00.105
10	28 16 Bob STORRAR	29 36 Graham PATTERSON	

Clerk of the Course

Orbits

Sig :

Time :

Chief Timekeeper : Ian Sharp (SMART Timing)

Results available at www.smart-timing.co.uk & www.mylaps.com

www.mylaps.com

Licensed to: SMART Timing

Printed: 29/04/2015 16:48:12

KMSC National Motorcycle Racing

Scottish Championship Superbikes & Shirlaws KMSC Clubman

Knockhill 1.267 miles

Race 21 - 2nd Race - AMENDED GRID

26/04/2015 14:00

Race (10 Laps) started at 13:21:52

POLE POSITION

1	1 55 Donald MacFADYEN 51.731	2 50 Tim HASTINGS 52.130	3 179 Andrew TASKER 52.309
2	4 155 Scott SHAND 52.343	5 34 John DEAN 52.548	6 44 Niall CAMPBELL 52.913
3	7 79 Bruce BIRNIE 53.025	8 72 Sean GILFILLAN 53.124	9 84 Darren ROSS 53.398
4	10 119 Kristopher DUNCAN 53.918	11 11 Richard HUGHES 54.127	12 68 Robert WILSON 54.274
5	13 67 Des BURNS 54.642	14 12 Neil BROWN 54.668	15 7 James LAING 54.949
6	16 20 Mark HERITAGE 55.375	17 47 Alan BRYCE 56.007	18 99 Colin MacDONALD 56.161
7	19 71 Gavin JONES 56.205	20 33 Graeme BODEL 56.908	21 69 Rodney SCOTT 57.163
8	22 63 Kenny PATERSON 57.306	23 73 Scott ROBERTSON 57.527	24 37 Steven PATERSON 57.750
9	25 61 Frank DIGNAN 59.583	26 278 Paul MARSHALL 1:00.105	27 16 Bob STORRAR

AMENDED GRID - Bike No.9 deleted.

Clerk of the Course

Orbits

Sig : Time :

Chief Timekeeper : Ian Sharp (SMART Timing)

Results available at www.smart-timing.co.uk & www.mylaps.com

www.mylaps.com

Licensed to: SMART Timing

Printed: 29/04/2015 16:48:50

KMSC National Motorcycle Racing**Sorted on Laps**

KMSC 125's

Knockhill 1.267 miles

Race 1 - 1st Race

25/04/2015 13:00

Race (10 Laps) started at 12:18:53

Pos	No.	Name	Make/Model	CC	Class Code	Laps	Total Tm	Diff	Best Tm	In Lap	Best Speed
1	7	Josh HODGE	Be-On Pre Moto 3	125	F125	10	10:45.871		1:03.572	9	71.747
2	11	Lewis PATERSON	Aprilia	RS125	F125	10	11:23.196	37.325	1:06.839	6	68.240
3	9	Rishon HICKEY	Aprilia	125	F125	9	11:12.495	1 Lap	1:11.698	7	63.615
4	21	Marc GIBSON	Aprilia	RS125	F125	9	11:14.481	1 Lap	1:12.871	9	62.591
5	47	Joel BAVIDGE	Aprilia	RS125	F125	9	11:52.674	1 Lap	1:16.452	5	59.660
6	15	Finlay MILNE	Aprilia	125	F125	9	11:58.907	1 Lap	1:18.864	2	57.835
7	88	Lewis NICOL	Aprilia	RS125	F125	8	10:47.685	2 Laps	1:19.192	6	57.595

Not classified

DNF	27	James McLAREN	Aprilia	RS125	F125			DNF		0	-
-----	----	---------------	---------	-------	------	--	--	-----	--	---	---

Margin of Victory	Avg. Speed	Best Lap Tm	Best Speed	Best Lap by
37.325	70.619	1:03.572	71.747	7 - Josh HODGE

Clerk of the Course

Orbits

Sig :

Time :

Chief Timekeeper : Ian Sharp (SMART Timing)

www.mylaps.com

Results available at www.smart-timing.co.uk & www.mylaps.com

Licensed to: SMART Timing

Printed: 29/04/2015 16:12:40

KMSC National Motorcycle Racing

KMSC 125's

Knockhill 1.267 miles

Race 1 - 1st Race

25/04/2015 13:00

Race (10 Laps) started at 12:18:53

Lap	Time of Day	Lap Tm	S1	S2	S3	S3Spd	SFSpd	Lap	Time of Day	Lap Tm	S1	S2	S3	S3Spd	SFSpd
(7) Josh HODGE								5	12:25:41.955	1:20.640	26.602	30.635	23.403	68.477	65.856
1	12:19:59.489			24.370	18.901	94.785	94.252	6	12:27:01.147	1:19.192	25.753	30.064	23.375	68.060	66.907
2	12:21:04.110	1:04.621	21.379	24.463	18.779	96.281	94.785	7	12:28:21.228	1:20.081	25.950	30.467	23.664	66.246	65.599
3	12:22:08.742	1:04.632	21.488	24.384	18.760	96.976	95.053	8	12:29:40.972	1:19.744	25.506	30.510	23.728	66.312	65.535
4	12:23:12.613	1:03.871	20.887	24.122	18.862	95.188	94.785								
5	12:24:17.455	1:04.842	21.063	25.039	18.740	95.868	95.053								
6	12:25:21.654	1:04.199	20.969	24.474	18.756	96.005	95.053								
7	12:26:25.804	1:04.150	21.241	24.192	18.717	96.697	95.595								
8	12:27:31.376	1:05.572	22.352	24.624	18.596	95.595	95.459								
9	12:28:34.948	1:03.572	20.812	24.298	18.462	94.919	96.005								
10	12:29:39.158	1:04.210	20.856	24.102	19.252	95.053	94.651								
(11) Lewis PATERSON															
1	12:20:04.800			26.677	20.058	84.946	81.048								
2	12:21:13.261	1:08.461	22.254	26.168	20.039	86.146	80.658								
3	12:22:21.465	1:08.204	22.074	26.276	19.854	86.146	82.039								
4	12:23:28.855	1:07.390	21.602	25.699	20.089	84.095	79.606								
5	12:24:36.717	1:07.862	22.006	26.002	19.854	84.200	82.039								
6	12:25:43.556	1:06.839	21.522	25.646	19.671	86.035	82.240								
7	12:26:52.504	1:08.948	21.849	26.764	20.335	85.596	81.739								
8	12:27:59.996	1:07.492	21.515	26.071	19.906	82.442	82.747								
9	12:29:07.789	1:07.793	21.438	26.026	20.329	83.780	80.853								
10	12:30:16.483	1:08.694	21.829	26.314	20.551	84.200	79.795								
(9) Rishon HICKEY															
1	12:20:16.101			30.028	21.822	77.224	74.897								
2	12:21:30.220	1:14.119	24.453	27.869	21.797		75.572								
3	12:22:44.683	1:14.463	24.199	28.596	21.668	77.671	75.572								
4	12:23:58.703	1:14.020			21.484	76.607	74.981								
5	12:25:11.990	1:13.287		27.737	21.596	78.765	74.564								
6	12:26:24.524	1:12.534			21.334		76.000								
7	12:27:36.222	1:11.698	23.276	27.482	20.940		76.172								
8	12:28:49.883	1:13.661			21.360	77.224	74.813								
9	12:30:05.782	1:15.899		28.065	22.051	76.345	73.502								
(21) Marc GIBSON															
1	12:20:14.521			29.629	22.206	77.224	74.399								
2	12:21:30.538	1:16.017	24.218	29.773	22.026	75.572	69.686								
3	12:22:46.340	1:15.802	24.810	29.419	21.573	75.742	72.864								
4	12:23:59.588	1:13.248	23.658	28.465	21.125	76.870	75.064								
5	12:25:12.555	1:12.967	23.475	28.345	21.147	79.136	74.481								
6	12:26:25.707	1:13.152	23.557	28.336	21.259	75.402	74.399								
7	12:27:41.702	1:15.995	23.570	28.434	23.991	75.148	68.338								
8	12:28:54.897	1:13.195	22.965	28.475	21.755	75.914	73.022								
9	12:30:07.768	1:12.871	23.082	28.438	21.351	74.234	73.422								
(47) Joel BAVIDGE															
1	12:20:24.728			30.443	23.475	77.941	77.224								
2	12:21:45.675	1:20.947	27.003	30.850	23.094	78.765	77.581								
3	12:23:04.801	1:19.126	26.730	29.726	22.670	78.032	78.672								
4	12:24:22.411	1:17.610	25.564	29.261	22.785	79.323	78.672								
5	12:25:38.863	1:16.452	24.972	28.892	22.588	79.417	79.043								
6	12:26:55.647	1:16.784	25.647	28.873	22.264	80.853	78.488								
7	12:28:12.398	1:16.751	25.220	29.278	22.253	78.032	78.765								
8	12:29:29.415	1:17.017	25.591	29.210	22.216	78.950	78.214								
9	12:30:45.961	1:16.546	25.387	28.847	22.312	78.672	77.491								
(15) Finlay MILNE															
1	12:20:17.914			30.398	22.993	77.313	72.627								
2	12:21:36.778	1:18.864	25.245	30.631	22.988	72.159	69.542								
3	12:22:56.539	1:19.761	25.734	30.702	23.325	73.022	71.391								
4	12:24:15.792	1:19.253	25.063	30.853	23.337	70.938	70.938								
5	12:25:35.278	1:19.486	25.310	31.112	23.064	72.004	70.196								
6	12:26:54.266	1:18.988	25.243	30.437	23.308	74.399	69.398								
7	12:28:13.366	1:19.100	25.201	30.752	23.147	72.627	72.159								
8	12:29:33.327	1:19.961	25.512	31.023	23.426	73.102	70.789								
9	12:30:52.194	1:18.867	24.718	30.482	23.667	72.785	66.051								
(88) Lewis NICOL															
1	12:20:17.808			31.058	23.570	67.991	65.856								
2	12:21:39.292	1:21.484	26.561	31.074	23.849	68.547	64.776								
3	12:23:00.729	1:21.437	26.446	31.279	23.712	67.242	65.856								
4	12:24:21.315	1:20.586	26.281	30.747	23.558	66.641	66.246								

Clerk of the Course

Orbits

Sig : Time :
Chief Timekeeper : Ian Sharp (SMART Timing)

Results available at www.smart-timing.co.uk & www.mylaps.com

www.mylaps.com

Licensed to: SMART Timing


KMSC 125's

Knockhill 1.267 miles

Race 1 - 1st Race

25/04/2015 13:00

Race (10 Laps) started at 12:18:53



Competitors	Laps									
	1	2	3	4	5	6	7	8	9	10
Josh HODGE (7)	7	7	7	7	7	7	7	7	7	7
Lewis PATERSON (11)	11	11	11	11	11	11	11	11	11	11
Marc GIBSON (21)	21	9	9	9	9	9	9	9	9	9
Rishon HICKEY (9)	9	21	21	21	21	21	21	21	21	21
Lewis NICOL (88)	88	15	15	15	15	15	47	47	47	47
Finlay MILNE (15)	15	88	88	88	47	47	15	15	15	15
Joel BAVIDGE (47)	47	47	47	47	88	88	88	88	88	88
-	8									

KMSC National Motorcycle Racing

KMSC 125's

Knockhill 1.267 miles

Race 6 - 2nd Race

25/04/2015 14:30

Race (10 Laps) started at 13:45:22

POLE POSITION

1
1
7 Josh HODGE

2
11 Lewis PATERSON

3
9 Rishon HICKEY

2
4
21 Marc GIBSON

5
47 Joel BAVIDGE

6
15 Finlay MILNE

3
7
88 Lewis NICOL

8
27 James McLAREN

Clerk of the Course

Orbits

Sig : Time :
Chief Timekeeper : Ian Sharp (SMART Timing)

Results available at www.smart-timing.co.uk & www.mylaps.com

www.mylaps.com

Licensed to: SMART Timing

Printed: 29/04/2015 16:14:31

KMSC National Motorcycle Racing

Sorted on Laps

Scottish Championship Superstock 600

Knockhill 1.267 miles

Race 2 - 1st Race

25/04/2015 13:15

Race (10 Laps) started at 12:37:58

Pos	No.	Name	Make/Model	CC	Class Code	Laps	Total Tm	Diff	Best Tm	In Lap	Best Speed
1	8	Lewis ROLLO	Kawasaki	XR	S6	10	8:51.406		52.380	9	87.077
2	49	Paul McCLUNG	Yamaha	R6 600	S6	10	8:52.124	0.718	52.464	5	86.938
3	30	Liam SHELLCOCK	Triumph	675R	S6	10	8:52.619	1.213	52.458	5	86.948
4	121	Callum PATERSON	Yamaha	R6 600	S6	10	9:02.191	10.785	53.158	10	85.803
5	2	Angus MEARNS	Yamaha	R6 600	S6	10	9:05.489	14.083	53.474	6	85.296
6	19	Kristopher DUNCAN	Kawasaki	ZX6R	S6	10	9:07.004	15.598	52.773	9	86.429
7	45	Ewan GRAY	Kawasaki	ZX6R 600	S6	10	9:09.908	18.502	53.800	8	84.779
8	99	Callum GRIGOR	Kawasaki	ZX6R 600	S6	10	9:12.586	21.180	53.158	6	85.803
9	7	Jodie CHALK	Triumph	675	S6	10	9:22.569	31.163	54.785	7	83.254
10	31	Allan BRODIE	Yamaha	R6 600	S6	10	9:24.580	33.174	54.980	9	82.959
11	26	Mike SWANSON	Yamaha	R6 600	S6	10	9:25.435	34.029	55.270	8	82.524
12	72	Peter DUNCAN	Triumph	675R	S6	10	9:40.195	48.789	56.403	3	80.866
13	93	Kyle DUNCAN	Kawasaki	ZX6R 600	S6	9	8:55.366	1 Lap	58.215	9	78.349
14	21	David JACKSON	Suzuki	GSXR600	S6	9	8:56.143	1 Lap	57.875	9	78.809
15	77	Paul MacKEY	Kawasaki	ZX6R 600	S6	9	8:59.596	1 Lap	58.835	2	77.523
16	23	Michael HOSKISSON	Suzuki	GSXR600	S6	9	9:12.917	1 Lap	1:00.089	5	75.906
17	17	Connor TONER	Kawasaki	ZX6R	S6	9	9:20.937	1 Lap	1:01.271	6	74.441

Announcements

Bike No.19 - Racetime includes 10 second Jump Start penalty.

Margin of Victory	Avg. Speed	Best Lap Tm	Best Speed	Best Lap by
0.718	85.831	52.380	87.077	8 - Lewis ROLLO

Clerk of the Course

Orbits

Sig : Time :

Chief Timekeeper : Ian Sharp (SMART Timing)

www.mylaps.com

Results available at www.smart-timing.co.uk & www.mylaps.com

Licensed to: SMART Timing

Printed: 29/04/2015 16:58:14

KMSC National Motorcycle Racing

Scottish Championship Superstock 600

Knockhill 1.267 miles

Race 2 - 1st Race

25/04/2015 13:15

Race (10 Laps) started at 12:37:58

Lap	Time of Day	Lap Tm	S1	S2	S3	S3Spd	SFSpd	Lap	Time of Day	Lap Tm	S1	S2	S3	S3Spd	SFSpd
3	12:41:00.254	58.869	19.458	22.616	16.795	114.910	109.653								
4	12:41:59.748	59.494	19.703	22.418	17.373	115.504	109.653								
5	12:42:59.196	59.448	19.516	22.981	16.951	112.786	108.941								
6	12:43:58.187	58.991	19.512	22.583	16.896	114.518	110.193								
7	12:44:57.330	59.143	19.813	22.572	16.758	114.714	109.474								
8	12:45:56.011	58.681	19.365	22.449	16.867	114.129	110.922								
9	12:46:54.226	58.215	19.284	22.058	16.873	116.103	109.653								

(21) David JACKSON

1	12:39:03.726			23.348	17.306	119.621	113.166
2	12:40:03.350	59.624	19.278	23.044	17.302	117.321	112.976
3	12:41:02.807	59.457	19.217	22.843	17.397	117.733	113.742
4	12:42:02.412	59.605	19.367	22.887	17.351	117.733	112.786
5	12:43:01.633	59.221	19.301	22.803	17.117	117.733	114.323
6	12:44:00.644	59.011	19.591	22.403	17.017	118.775	113.742
7	12:44:58.770	58.126	18.976	22.444	16.706	117.733	113.742
8	12:45:57.128	58.358	19.142	22.355	16.861	118.147	114.129
9	12:46:55.003	57.875	18.886	22.133	16.856	118.775	113.935

(77) Paul MacKEY

1	12:39:04.824			23.856	16.876	117.116	111.660
2	12:40:03.659	58.835	19.332	22.514	16.989	116.304	110.374
3	12:41:02.794	59.135	19.403	22.540	17.192	116.912	110.193
4	12:42:02.113	59.319	19.624	22.873	16.822	114.323	109.653
5	12:43:01.156	59.043	19.307	22.703	17.033	112.408	110.374
6	12:44:00.505	59.349	19.790	22.641	16.918	115.305	109.474
7	12:44:59.582	59.077	19.718	22.336	17.023	115.107	107.890
8	12:45:58.930	59.348	19.677	22.363	17.308	113.357	107.372
9	12:46:58.456	59.526	19.407	22.803	17.316	113.357	109.296

(23) Michael HOSKISSON

1	12:39:05.099			23.824	17.427	119.196	113.935
2	12:40:06.291	1:01.192	20.907	23.252	17.033	117.733	114.518
3	12:41:07.293	1:01.002	20.340	23.260	17.402	117.321	111.846
4	12:42:08.024	1:00.731	20.169	23.276	17.286	115.903	112.033
5	12:43:08.113	1:00.089	20.063	22.960	17.066	116.709	110.556
6	12:44:08.654	1:00.541	20.221	23.076	17.244	116.103	110.922
7	12:45:09.230	1:00.576	20.113	23.447	17.016	111.660	111.660
8	12:46:10.990	1:01.760	20.791	23.666	17.303	115.903	110.556
9	12:47:11.777	1:00.787	20.084	23.423	17.280	113.935	110.374

(17) Connor TONER

1	12:39:06.678			24.199	17.677	115.107	113.357
2	12:40:09.083	1:02.405	20.707	23.948	17.750	114.714	111.290
3	12:41:10.822	1:01.739	20.821	23.498	17.420	115.903	113.166
4	12:42:12.757	1:01.935	20.412	23.837	17.686	109.474	109.832
5	12:43:14.382	1:01.625	20.286	23.952	17.387	112.220	112.786
6	12:44:15.653	1:01.271	19.947	23.792	17.532	113.357	107.717
7	12:45:17.146	1:01.493	20.523	23.280	17.690	110.012	108.064
8	12:46:18.489	1:01.343	20.234	23.883	17.226	111.846	110.374
9	12:47:19.797	1:01.308	20.075	23.560	17.673	110.556	106.689

Clerk of the Course

Orbits

Sig :

Time :

Chief Timekeeper : Ian Sharp (SMART Timing)

Results available at www.smart-timing.co.uk & www.mylaps.com

www.mylaps.com

Licensed to: SMART Timing


Scottish Championship Superstock 600

Knockhill 1.267 miles

Race 2 - 1st Race

25/04/2015 13:15

Race (10 Laps) started at 12:37:58



Competitors	Laps										
	1	2	3	4	5	6	7	8	9	10	
Lewis ROLLO (8)	1	8	8	8	49	49	8	8	8	8	8
Liam SHELLCOCK (30)	2	30	30	49	8	8	49	49	49	49	49
Paul McCLUNG (49)	3	49	49	30	30	30	30	30	30	30	30
Callum PATERSON (121)	4	121	19	19	19	19	19	19	19	19	19
Kristopher DUNCAN (19)	5	19	121	121	121	99	99	99	121	121	121
Ewan GRAY (45)	6	45	99	99	99	121	121	121	99	2	2
Callum GRIGOR (99)	7	99	45	45	2	2	2	2	2	45	45
Angus MEARNES (2)	8	2	2	2	45	45	45	45	45	99	99
Allan BRODIE (31)	9	31	31	31	31	31	7	7	7	7	7
Jodie CHALK (7)	10	7	7	7	7	7	26	26	26	31	31
Peter DUNCAN (72)	11	72	72	72	26	26	31	31	31	26	26
Mike SWANSON (26)	12	26	26	26	72	72	72	72	72	72	72
Kyle DUNCAN (93)	13	93	93	93	93	93	93	93	93	93	93
David JACKSON (21)	14	21	21	77	77	77	77	21	21	21	21
Paul MacKEY (77)	15	77	77	21	21	21	21	77	77	77	77
Michael HOSKISSON (23)	16	23	23	23	23	23	23	23	23	23	23
Connor TONER (17)	17	17	17	17	17	17	17	17	17	17	17

KMSC National Motorcycle Racing

KMSC Superstock 600

Knockhill 1.267 miles

Race 7 - 1st Race

25/04/2015 14:45

Race (12 Laps) started at 14:04:27

POLE POSITION

1	1 8 Lewis ROLLO	2 49 Paul McCLUNG	3 30 Liam SHELLCOCK
2	4 121 Callum PATERSON	5 2 Angus MEARNS	6 19 Kristopher DUNCAN
3	7 45 Ewan GRAY	8 99 Callum GRIGOR	9 7 Jodie CHALK
4	10 31 Allan BRODIE	11 26 Mike SWANSON	12 72 Peter DUNCAN
5	13 93 Kyle DUNCAN	14 21 David JACKSON	15 77 Paul MacKEY
6	16 23 Michael HOSKISSON	17 17 Connor TONER	

Clerk of the Course

Orbits

Sig :

Time :

Chief Timekeeper : Ian Sharp (SMART Timing)

Results available at www.smart-timing.co.uk & www.mylaps.com

www.mylaps.com

Licensed to: SMART Timing

Printed: 29/04/2015 16:59:10

KMSC National Motorcycle Racing

Sorted on Laps

KMSC Cupar Motorcycles Pre Injection 600

Knockhill 1.267 miles

Race 3 - 1st Race

25/04/2015 13:30

Race (10 Laps) started at 12:52:25

Pos	No.	Name	Make/Model	CC	Class Code	Laps	Total Tm	Diff	Best Tm	In Lap	Best Speed
1	84	Kyle HARPER	Yamaha	R6 600	PI6	10	9:16.854		54.906	8	83.071
2	21	Michael BURKE	Yamaha	R6 600	PI6	10	9:17.217	0.363	54.476	9	83.727
3	11	Patrick FORMAN	Yamaha	R6 600	PI6	10	9:20.246	3.392	54.733	6	83.333
4	3	Richard BRIGHT	Yamaha	R6 600	PI6	10	9:26.023	9.169	55.710	10	81.872
5	48	David McCAFFERTY	Yamaha	R6 600	PI6	10	9:26.457	9.603	55.900	10	81.594
6	47	Steven HADDOW	Yamaha	R6 600	PI6	10	9:27.521	10.667	55.684	3	81.910
7	86	Russell WILL	Yamaha	R6 600	PI6	10	9:31.671	14.817	56.325	9	80.978
8	88	Brian MARR	Yamaha	R6 600	PI6	10	9:38.188	21.334	56.954	2	80.084
9	60	Douglas BROWN	Yamaha	R6 600	PI6	10	9:43.072	26.218	56.943	6	80.099
10	75	Harry PULLAR	Yamaha	R6 600	PI6	10	9:43.171	26.317	56.543	5	80.666
11	72	Douglas SHEARER	Yamaha	R6 600	PI6	10	9:48.209	31.355	57.011	4	80.004
12	119	Allan HARROW	Yamaha	R6 600	PI6	10	9:50.762	33.908	57.798	5	78.914
13	92	Andrew CRAIGMILE	Yamaha	YZF R6	PI6	10	9:51.718	34.864	57.700	7	79.048
14	69	Mark BOWRAN	Yamaha	R6 600	PI6	10	9:51.924	35.070	57.240	10	79.684
15	8	Lloyd MacDONALD	Yamaha	R6 600	PI6	10	9:55.033	38.179	57.527	5	79.286
16	91	Lewis SHAND	Yamaha	R6 600	PI6	10	10:03.106	46.252	57.722	10	79.018
17	64	Andrew CUTHBERT	Kawasaki	ZXR 600	PI6	10	10:05.010	48.156	57.825	10	78.878
18	18	Carl VICKERS	Yamaha	R6 600	PI6	10	10:06.369	49.515	57.749	10	78.981
19	0	Alex McGUINNESS	Yamaha	R6 600	PI6	10	10:09.394	52.540	58.528	6	77.930
20	17	Mike ANDERSON	Yamaha	R6 600	PI6	10	10:10.022	53.168	59.435	4	76.741
21	6	James WILKEN	Yamaha	R6 600	PI6	9	9:19.030	1 Lap	1:00.897	5	74.898
22	58	Barry STEWART	Yamaha	R6 600	PI6	9	9:38.137	1 Lap	1:02.321	5	73.187
23	73	Fraser CAMERON	Yamaha	R6 600	PI6	9	9:42.035	1 Lap	1:02.125	8	73.418
24	45	Gerry SULLIVAN	Kawasaki	ZX6R 600	PI6	9	9:50.754	1 Lap	1:03.532	8	71.792
25	29	Ross CLIMSON	Yamaha	R6 600	PI6	9	9:54.182	1 Lap	1:04.078	7	71.180

Not classified

DNS	81	Stewart MARR	Yamaha	R6 600	PI6			DNS		0	-
-----	----	--------------	--------	--------	-----	--	--	-----	--	---	---

Margin of Victory	Avg. Speed	Best Lap Tm	Best Speed	Best Lap by
0.363	81.908	54.476	83.727	21 - Michael BURKE

Clerk of the Course

Orbits

Sig : Time :
Chief Timekeeper : Ian Sharp (SMART Timing)

www.mylaps.com

Results available at www.smart-timing.co.uk & www.mylaps.com

Licensed to: SMART Timing

Printed: 29/04/2015 16:25:27


KMSC Cupar Motorcycles Pre Injection 600

Knockhill 1.267 miles

Race 3 - 1st Race

25/04/2015 13:30

Race (10 Laps) started at 12:52:25



Competitors	Laps										
	1	2	3	4	5	6	7	8	9	10	
Kyle HARPER (84)	1	84	84	84	84	84	84	84	84	84	84
David McCafferty (48)	2	48	48	48	21	21	21	21	21	21	21
Patrick FORMAN (11)	3	11	11	21	11	11	11	11	11	11	11
Michael BURKE (21)	4	21	21	11	48	48	48	3	3	3	3
Richard BRIGHT (3)	5	3	3	3	3	3	3	48	48	48	48
Steven HADDOW (47)	6	47	47	47	47	47	47	47	47	47	47
Russell WILL (86)	7	86	86	86	86	86	86	86	86	86	86
Brian MARR (88)	8	88	88	88	88	88	88	88	88	88	88
Douglas BROWN (60)	9	60	60	72	72	72	72	60	60	60	60
Douglas SHEARER (72)	10	72	72	60	60	60	60	72	75	75	75
Andrew CRAIGMILE (92)	11	92	92	119	75	75	75	75	72	72	72
Lewis SHAND (91)	12	91	119	75	119	119	119	119	119	119	119
Allan HARROW (119)	13	119	75	92	92	92	92	92	92	92	92
Harry PULLAR (75)	14	75	69	69	69	69	69	69	69	69	69
Mark BOWRAN (69)	15	69	17	17	17	8	8	8	8	8	8
Mike ANDERSON (17)	16	17	91	8	8	17	17	0	91	91	91
Lloyd MacDONALD (8)	17	8	8	91	64	0	0	18	0	0	64
Carl VICKERS (18)	18	18	0	0	0	91	91	91	64	64	18
Alex McGUINNESS (0)	19	0	18	64	91	18	18	64	18	18	0
James WILKEN (6)	20	6	64	18	18	64	64	17	17	17	17
Andrew CUTHBERT (64)	21	64	6	6	6	6	6	6	6	6	6
Barry STEWART (58)	22	58	58	58	58	58	58	58	58	58	58
Ross CLIMSON (29)	23	29	29	29	73	73	73	73	73	73	73
Gerry SULLIVAN (45)	24	45	45	73	29	45	45	45	45	45	45
Fraser CAMERON (73)	25	73	73	45	45	29	29	29	29	29	29
-	26										

KMSC National Motorcycle Racing

KMSC Cupar Motorcycles Pre Injection 600

Knockhill 1.267 miles

Race 8 - 2nd Race

25/04/2015 15:00

Race (12 Laps) started at 14:21:15

POLE POSITION

1	1 84 Kyle HARPER	2 21 Michael BURKE	3 11 Patrick FORMAN
2	4 3 Richard BRIGHT	5 48 David McCAFFERTY	6 47 Steven HADDOW
3	7 86 Russell WILL	8 88 Brian MARR	9 60 Douglas BROWN
4	10 75 Harry PULLAR	11 72 Douglas SHEARER	12 119 Allan HARROW
5	13 92 Andrew CRAIGMILE	14 69 Mark BOWRAN	15 8 Lloyd MacDONALD
6	16 91 Lewis SHAND	17 64 Andrew CUTHBERT	18 18 Carl VICKERS
7	19 0 Alex McGUINNESS	20 17 Mike ANDERSON	21 6 James WILKEN
8	22 58 Barry STEWART	23 73 Fraser CAMERON	24 45 Gerry SULLIVAN
9	25 29 Ross CLIMSON	26 81 Stewart MARR	

Clerk of the Course

Orbits

Sig : Time :

Chief Timekeeper : Ian Sharp (SMART Timing)

Results available at www.smart-timing.co.uk & www.mylaps.com

www.mylaps.com

Licensed to: SMART Timing

Printed: 29/04/2015 16:26:55

KMSC National Motorcycle Racing

Sorted on Laps

Scottish Championship Lightweights

Knockhill 1.267 miles

Race 4 - 1st Race - AMENDED RESULT

25/04/2015 13:45

Race (10 Laps) started at 13:08:35

Pos	No.	Name	Make/Model	CC	Class Code	Laps	Total Tm	Diff	Best Tm	In Lap	Best Speed
1	33	Adrian CLARK	Kawasaki	ER6	SL	10	9:28.304		56.033	3	81.400
2	21	Grant REID	Kawasaki	ER6	SL	10	9:38.760	10.456	56.929	7	80.119
3	15	Keith DICKIE	Kawasaki	ER6	SL	10	9:40.959	12.655	56.891	4	80.172
4	84	Lee NAILER	Suzuki	GSR6000	SL	10	9:45.788	17.484	57.635	10	79.138
5	13	Andrew BARTON	Suzuki	SV650	SL	10	9:46.835	18.531	57.683	2	79.072
6	70	John ANDRUCCI	Suzuki	GSXR1100	PCS	10	9:49.588	21.284	57.713	2	79.031
7	30	Joe TONER	Kawasaki	ER6	SL	10	9:57.167	28.863	58.578	3	77.864
8	4	Alan GIBSON	Suzuki	SV650	SL	10	10:03.907	35.603	59.412	7	76.771
9	44	Derek ADAMS	Weslake	900	CS	10	10:18.333	50.029	1:00.004	10	76.013
10	25	Jim PURVIS	Yamaha	FZR400	SL	10	10:19.779	51.475	1:00.873	8	74.928
11	39	Stuart HAMILTON	Kawasaki	ZXR400	SL	10	10:20.576	52.272	1:01.138	4	74.603
12	66	Kevin WATRET	Kawasaki	ER6	SL	10	10:23.265	54.961	1:01.085	9	74.668
13	67	Eddie BUTLER	Honda	SP1	C	10	10:27.741	59.437	1:00.963	8	74.817
14	79	Ashley ROBSON	Kawasaki	ZXR400	SL	10	10:28.072	59.768	1:01.191	9	74.539
15	118	Rod WALKER	Kawasaki	ZXR400	SL	10	10:28.177	59.873	1:01.146	7	74.593
16	89	Craig ROSS	Suzuki	SV650	SL	9	9:29.919	1 Lap	1:02.002	9	73.564
17	234	AI CAMERON	Kawasaki	ER6	SL	9	9:36.420	1 Lap	1:02.843	6	72.579
18	27	John EASTON	Suzuki	SV650	SL	9	9:39.000	1 Lap	1:02.141	7	73.399
19	56	Phil WALTERS	Suzuki	SV650	SL	9	9:39.635	1 Lap	1:02.745	5	72.693
20	54	Ryan GIBSON	Kawasaki	ZXR400	SL	9	9:46.456	1 Lap	1:03.272	9	72.087
21	32	Craig REID	Kawasaki	ZXR400	SL	9	9:50.424	1 Lap	1:03.764	4	71.531
22	10	Marc McEWAN	Suzuki	SV650	SL	9	10:00.074	1 Lap	1:04.690	5	70.507
23	74	Christine WATSON	Honda	CBR400RR	SL	9	10:27.483	1 Lap	1:08.007	3	67.068
24	16	Gerry KEIRNAN	Suzuki	SV650	SL	8	9:40.491	2 Laps	1:10.585	2	64.618
Not classified											
DNF	37	Howard CROSS	Kawasaki	GSXR750	PCS	8	11:24.965	DNF	1:03.836	6	71.450
DNS	12	Dan JAMES	Suzuki	SV650	SL			DNS		0	-

Margin of Victory	Avg. Speed	Best Lap Tm	Best Speed	Best Lap by
10.456	80.258	56.033	81.400	33 - Adrian CLARK

Clerk of the Course

Orbits

Sig : Time :

Chief Timekeeper : Ian Sharp (SMART Timing)

www.mylaps.com

Results available at www.smart-timing.co.uk & www.mylaps.com

Licensed to: SMART Timing

Printed: 29/04/2015 16:38:50


Scottish Championship Lightweights

Knockhill 1.267 miles

Race 4 - 1st Race - AMENDED RESULT

25/04/2015 13:45

Race (10 Laps) started at 13:08:35



Competitors	Laps										
	1	2	3	4	5	6	7	8	9	10	
Adrian CLARK (33)	1	33	33	33	33	33	33	33	33	33	33
Grant REID (21)	2	21	21	21	21	21	21	21	21	21	21
Keith DICKIE (15)	3	15	15	15	15	15	15	15	15	15	15
Lee NAILER (84)	4	84	84	84	13	13	13	84	84	84	84
Andrew BARTON (13)	5	13	13	13	84	84	84	13	13	13	13
John ANDRUCCI (70)	6	70	70	70	70	70	70	70	70	70	70
Alan GIBSON (4)	7	4	30	30	30	30	30	30	30	30	30
Joe TONER (30)	8	30	4	4	4	4	4	4	4	4	4
Jim PURVIS (25)	9	25	44	44	44	25	25	25	25	25	44
Derek ADAMS (44)	10	44	25	25	25	44	44	44	39	44	25
Stuart HAMILTON (39)	11	39	39	39	39	39	39	39	44	39	39
Kevin WATRET (66)	12	66	66	66	66	66	66	66	66	66	66
Ashley ROBSON (79)	13	79	79	79	118	118	118	118	118	79	79
AI CAMERON (234)	14	234	118	118	79	79	79	79	79	118	118
Rod WALKER (118)	15	118	89	89	89	89	89	89	89	89	89
Craig ROSS (89)	16	89	234	234	234	234	234	234	234	234	234
Phil WALTERS (56)	17	56	56	56	56	56	56	56	56	27	27
Howard CROSS (37)	18	37	37	27	37	27	27	27	27	27	56
John EASTON (27)	19	27	27	37	27	37	37	37	54	54	54
Ryan GIBSON (54)	20	54	54	54	54	54	54	54	32	32	32
Craig REID (32)	21	32	32	32	32	32	32	32	10	10	10
Marc McEWAN (10)	22	10	10	10	10	10	10	10	74	74	74
Christine WATSON (74)	23	74	74	74	74	74	74	74	67	67	67
Gerry KEIRNAN (16)	24	16	16	16	16	16	16	67	16	16	16
Eddie BUTLER (67)	25	67	67	67	67	67	67	16	37	37	37
-	26										

KMSC National Motorcycle Racing

KMSC Lightweights

Knockhill 1.267 miles

Race 9 - 1st Race

25/04/2015 15:15

Race (12 Laps) started at 14:40:48

POLE POSITION

1	1 33 Adrian CLARK	2 21 Grant REID	3 15 Keith DICKIE
2	4 84 Lee NAILER	5 13 Andrew BARTON	6 70 John ANDRUCCI
3	7 30 Joe TONER	8 4 Alan GIBSON	9 44 Derek ADAMS
4	10 25 Jim PURVIS	11 39 Stuart HAMILTON	12 66 Kevin WATRET
5	13 67 Eddie BUTLER	14 79 Ashley ROBSON	15 118 Rod WALKER
6	16 89 Craig ROSS	17 234 Al CAMERON	18 27 John EASTON
7	19 56 Phil WALTERS	20 54 Ryan GIBSON	21 32 Craig REID
8	22 10 Marc McEWAN	23 74 Christine WATSON	24 16 Gerry KEIRNAN
9	25 37 Howard CROSS	26 12 Dan JAMES	

Clerk of the Course

Orbits

Sig : Time :

Chief Timekeeper : Ian Sharp (SMART Timing)

Results available at www.smart-timing.co.uk & www.mylaps.com

www.mylaps.com

Licensed to: SMART Timing

Printed: 29/04/2015 16:40:34

KMSC National Motorcycle Racing

Sorted on Laps

Scottish Championship Superbikes & Shirlaws KMSC Clubman

Knockhill 1.267 miles

Race 5 - 1st Race

25/04/2015 14:00

Race (10 Laps) started at 13:28:17

Pos	No.	Name	Make/Model	CC	Class Code	Laps	Total Tm	Diff	Best Tm	In Lap	Best Speed
1	9	Keith AMOR	BMW	S1000RR	SB	10	8:34.433		50.614	4	90.115
2	50	Tim HASTINGS	Kawasaki	ZX6R 600	SB	10	8:36.787	2.354	50.884	3	89.637
3	55	Donald MacFADYEN	BMW	S1000RR	SB	10	8:41.779	7.346	51.363	5	88.801
4	179	Andrew TASKER	Kawasaki	ZX10R	SB	10	8:42.184	7.751	51.397	6	88.742
5	34	John DEAN	Suzuki	GSXR 750	SB	10	8:45.707	11.274	51.331	5	88.856
6	72	Sean GILFILLAN	Kawasaki	ZX10R	SB	10	8:47.928	13.495	51.906	10	87.872
7	155	Scott SHAND	Honda	CBR 1000R	SB	10	8:49.789	15.356	52.067	8	87.600
8	44	Niall CAMPBELL	Yamaha	R6 EVO	SB	10	8:50.354	15.921	52.107	10	87.533
9	84	Darren ROSS	Kawasaki	ZX10R	SB	10	8:56.099	21.666	52.328	3	87.164
10	11	Richard HUGHES	BMW	S1000RR	C	10	8:59.852	25.419	52.756	5	86.456
11	119	Kristopher DUNCAN	Kawasaki	ZX6R 600	C	10	9:02.747	28.314	53.444	5	85.343
12	7	James LAING	Kawasaki	ER6	SB	10	9:08.822	34.389	53.614	6	85.073
13	12	Neil BROWN	Honda	CBR1000	SB	10	9:08.959	34.526	53.715	9	84.913
14	68	Robert WILSON	Yamaha	R6	SB	10	9:09.052	34.619	53.902	4	84.618
15	67	Des BURNS	Kawasaki	ZX10R	C	10	9:12.777	38.344	54.024	10	84.427
16	20	Mark HERITAGE	Yamaha	R6	SB	10	9:15.243	40.810	54.408	5	83.831
17	63	Kenny PATERSON	BMW	S1000RR	C	10	9:18.486	44.053	54.130	7	84.262
18	69	Rodney SCOTT	BMW	S1000RR	C	10	9:20.727	46.294	54.589	5	83.553
19	71	Gavin JONES	Honda	CBR1000RF	C	10	9:23.323	48.890	55.171	5	82.672
20	73	Scott ROBERTSON	BMW	S1000RR	C	10	9:26.239	51.806	55.319	5	82.451
21	33	Graeme BODEL	Ducati	1098	C	9	8:35.703	1 Lap	55.646	5	81.966
22	37	Steven PATERSON	Yamaha	R1	C	9	8:36.053	1 Lap	55.527	5	82.142
23	278	Paul MARSHALL	Aprilia	RSV4	C	9	8:47.768	1 Lap	57.123	2	79.847
24	16	Bob STORRAR	Ducati	1098R	C	9	8:59.005	1 Lap	57.375	9	79.496
25	61	Frank DIGMAN	Suzuki	GSXR1000	SB	9	9:02.583	1 Lap	58.696	2	77.707
26	36	Graham PATTERSON	Kawasaki	ZX10R	C	9	9:16.641	1 Lap	1:00.539	4	75.341

Not classified

DNF	79	Bruce BIRNIE	BMW	S1000RR	SB	1	1:15.801	DNF		0	-
DNF	47	Alan BRYCE	Suzuki	GSXR1000	SB	1	1:17.148	DNF		0	-
DNS	99	Colin MacDONALD	Honda	CBR1000	C			DNS		0	-

Margin of Victory	Avg. Speed	Best Lap Tm	Best Speed	Best Lap by
2.354	88.663	50.614	90.115	9 - Keith AMOR

Clerk of the Course

Orbits

Sig : Time :

Chief Timekeeper : Ian Sharp (SMART Timing)

www.mylaps.com

Results available at www.smart-timing.co.uk & www.mylaps.com

Licensed to: SMART Timing

Printed: 29/04/2015 16:49:15

KMSC National Motorcycle Racing

Scottish Championship Superbikes & Shirlaws KMSC Clubman

Knockhill 1.267 miles

Race 5 - 1st Race

25/04/2015 14:00

Race (10 Laps) started at 13:28:17

Lap	Time of Day	Lap Tm	S1	S2	S3	S3Spd	SFSpd	Lap	Time of Day	Lap Tm	S1	S2	S3	S3Spd	SFSpd
<hr/>															
(36) Graham PATTERSON															
1	13:29:25.145			24.064	16.994	113.166	120.265								
2	13:30:26.145	1:01.000	20.495	23.717	16.788	112.033	119.621								
3	13:31:26.960	1:00.815	20.373	23.626	16.816	115.504	121.572								
4	13:32:27.499	1:00.539	20.523	23.349	16.667	115.504	121.572								
5	13:33:28.359	1:00.860	20.634	23.303	16.923	114.714	120.265								
6	13:34:31.463	1:03.104	22.113	24.238	16.753	113.742	120.915								
7	13:35:32.151	1:00.688	20.289	23.709	16.690	112.597	120.480								
8	13:36:32.921	1:00.770	20.421	23.523	16.826	118.985	121.792								
9	13:37:33.864	1:00.943	20.232	23.227	17.484	119.409	117.940								
<hr/>															
(79) Bruce BIRNIE															
1	13:29:33.024			20.314	34.248	117.116	26.725								
<hr/>															
(47) Alan BRYCE															
1	13:29:34.371			23.132	30.123	95.323	23.530								

Clerk of the Course

Orbits

Sig :

Time :

Chief Timekeeper : Ian Sharp (SMART Timing)

Results available at www.smart-timing.co.uk & www.mylaps.com

www.mylaps.com

Licensed to: SMART Timing

Printed: 29/04/2015 16:49:32

Page 3/3


Scottish Championship Superbikes & Shirlaws KMSC Clubman

Knockhill 1.267 miles

Race 5 - 1st Race

25/04/2015 14:00

Race (10 Laps) started at 13:28:17



Competitors	Laps									
	1	2	3	4	5	6	7	8	9	10
Keith AMOR (9)	1	9	9	9	9	9	9	9	9	9
Tim HASTINGS (50)	2	50	50	50	50	50	50	50	50	50
Donald MacFADYEN (55)	3	55	55	55	55	55	55	55	55	55
Andrew TASKER (179)	4	179	179	179	179	179	179	179	179	179
John DEAN (34)	5	34	34	34	34	34	34	34	34	34
Niall CAMPBELL (44)	6	44	44	44	72	72	72	72	72	72
Scott SHAND (155)	7	155	155	72	155	155	155	155	155	155
Sean GILFILLAN (72)	8	72	72	155	44	44	44	44	44	44
Darren ROSS (84)	9	84	84	84	84	84	84	84	84	84
Kristopher DUNCAN (119)	10	119	119	119	119	119	11	11	11	11
Robert WILSON (68)	11	68	68	11	11	11	119	119	119	119
Mark HERITAGE (20)	12	20	11	68	68	68	68	68	68	7
Richard HUGHES (11)	13	11	20	12	12	12	7	12	12	12
Des BURNS (67)	14	67	12	20	7	7	7	12	7	68
Neil BROWN (12)	15	12	7	7	20	20	20	20	67	67
James LAING (7)	16	7	67	67	67	67	67	67	20	20
Gavin JONES (71)	17	71	71	71	69	69	69	69	63	63
Rodney SCOTT (69)	18	69	69	69	71	71	63	63	69	69
Kenny PATERSON (63)	19	63	63	63	63	71	71	71	71	71
Scott ROBERTSON (73)	20	73	73	73	73	73	73	73	73	73
Steven PATERSON (37)	21	37	37	37	33	33	33	37	37	33
Graeme BODEL (33)	22	33	33	33	37	37	37	33	33	37
Paul MARSHALL (278)	23	278	278	278	278	278	278	278	278	278
Frank DIGNAN (61)	24	61	61	61	61	61	16	16	16	16
Graham PATTERSON (36)	25	36	36	16	16	16	16	61	61	61
Bob STORRAR (16)	26	16	16	36	36	36	36	36	36	36
Bruce BIRNIE (79)	27	79								
Alan BRYCE (47)	28	47								
-	29									

Clerk of the Course

Orbits

Sig : Time :
 Chief Timekeeper : Ian Sharp (SMART Timing)

Results available at www.smart-timing.co.uk & www.mylaps.com

www.mylaps.com

Licensed to: SMART Timing

KMSC National Motorcycle Racing

KMSC Superbikes & Shirlaws KMSC Clubman

Knockhill 1.267 miles

Race 10 - 1st Race

25/04/2015 15:30

Race (12 Laps) started at 14:58:21

POLE POSITION

1	1 9 Keith AMOR	2 50 Tim HASTINGS	3 55 Donald MacFADYEN
2	4 179 Andrew TASKER	5 34 John DEAN	6 72 Sean GILFILLAN
3	7 155 Scott SHAND	8 44 Niall CAMPBELL	9 84 Darren ROSS
4	10 11 Richard HUGHES	11 119 Kristopher DUNCAN	12 7 James LAING
5	13 12 Neil BROWN	14 68 Robert WILSON	15 67 Des BURNS
6	16 20 Mark HERITAGE	17 63 Kenny PATERSON	18 69 Rodney SCOTT
7	19 71 Gavin JONES	20 73 Scott ROBERTSON	21 33 Graeme BODEL
8	22 37 Steven PATERSON	23 278 Paul MARSHALL	24 16 Bob STORRAR
9	25 61 Frank DIGNAN	26 36 Graham PATTERSON	27 79 Bruce BIRNIE
10	28 47 Alan BRYCE	29 99 Colin MacDONALD	

Clerk of the Course

Orbits

Sig :

Time :

Chief Timekeeper : Ian Sharp (SMART Timing)

Results available at www.smart-timing.co.uk & www.mylaps.com

www.mylaps.com

Licensed to: SMART Timing

Printed: 29/04/2015 16:50:09

KMSC National Motorcycle Racing**Sorted on Laps**

KMSC 125's

Knockhill 1.267 miles

Race 6 - 2nd Race

25/04/2015 14:30

Race (10 Laps) started at 13:45:22

Pos	No.	Name	Make/Model	CC	Class Code	Laps	Total Tm	Diff	Best Tm	In Lap	Best Speed
1	7	Josh HODGE	Be-On Pre Moto 3	125	F125	10	10:34.917		1:02.610	7	72.849
2	27	James McLAREN	Aprilia	RS125	F125	9	11:18.973	1 Lap	1:12.113	6	63.249
3	9	Rishon HICKEY	Aprilia	125	F125	9	11:20.161	1 Lap	1:12.583	7	62.840
4	21	Marc GIBSON	Aprilia	RS125	F125	9	11:21.349	1 Lap	1:12.857	8	62.603
5	47	Joel BAVIDGE	Aprilia	RS125	F125	9	11:35.938	1 Lap	1:15.978	5	60.032
6	88	Lewis NICOL	Aprilia	RS125	F125	8	10:37.609	2 Laps	1:17.438	7	58.900

Not classified

DNF	15	Finlay MILNE	Aprilia	125	F125	7	9:18.859	DNF	1:16.948	6	59.275
DNS	11	Lewis PATERSON	Aprilia	RS125	F125			DNS		0	-

Margin of Victory	Avg. Speed	Best Lap Tm	Best Speed	Best Lap by
1 Lap	71.838	1:02.610	72.849	7 - Josh HODGE

Clerk of the Course

Orbits

Sig : Time :

Chief Timekeeper : Ian Sharp (SMART Timing)

www.mylaps.com

Results available at www.smart-timing.co.uk & www.mylaps.com

Licensed to: SMART Timing

Printed: 29/04/2015 16:14:51

KMSC National Motorcycle Racing

KMSC 125's

Knockhill 1.267 miles

Race 6 - 2nd Race

25/04/2015 14:30

Race (10 Laps) started at 13:45:22

Lap	Time of Day	Lap Tm	S1	S2	S3	S3Spd	SFSpd	Lap	Time of Day	Lap Tm	S1	S2	S3	S3Spd	SFSpd
7	13:54:41.447	1:16.988	24.030	30.035	22.923	76.259	69.183								

(7) Josh HODGE							
1	13:46:28.382			24.203	18.383	96.005	96.419
2	13:47:31.554	1:03.172	20.623	24.229	18.320	95.731	96.836
3	13:48:35.227	1:03.673	20.495	24.332	18.846	95.053	96.005
4	13:49:38.620	1:03.393	20.855	24.186	18.352	96.419	96.005
5	13:50:42.044	1:03.424	20.921	24.240	18.263	96.419	95.595
6	13:51:45.836	1:03.792	20.632	24.869	18.291	96.143	95.731
7	13:52:48.446	1:02.610	20.674	23.581	18.355	97.682	94.785
8	13:53:51.088	1:02.642	20.802	23.633	18.207	97.824	95.459
9	13:54:53.708	1:02.620	20.681	23.609	18.330	97.540	93.726
10	13:55:57.505	1:03.797	20.639	23.961	19.197	98.833	95.188

(27) James McLAREN							
1	13:46:42.446			29.414	22.943	79.323	80.272
2	13:47:59.806	1:17.360	25.307	29.627	22.426	78.580	81.441
3	13:49:16.383	1:16.577	25.049	29.640	21.888	78.123	80.561
4	13:50:33.589	1:17.206	25.253	29.867	22.086	78.672	79.323
5	13:51:49.515	1:15.926	24.867	28.793	22.266	81.540	78.950
6	13:53:01.628	1:12.113	23.726	27.794	20.593	81.938	79.606
7	13:54:16.029	1:14.401	24.235	28.437	21.729	81.441	77.941
8	13:55:28.498	1:12.469	23.663	28.018	20.788	80.465	78.857
9	13:56:41.561	1:13.063	24.228	28.084	20.751	81.540	79.230

(9) Rishon HICKEY							
1	13:46:45.623			29.390	22.409	77.851	75.402
2	13:48:03.448	1:17.825	24.857	29.360	23.608	77.941	76.345
3	13:49:19.527	1:16.079	25.118	28.786	22.175	78.397	74.316
4	13:50:34.487	1:14.960			22.126	74.981	73.342
5	13:51:50.189	1:15.702		28.841	22.424	79.795	72.627
6	13:53:03.613	1:13.424	23.968	28.250	21.206	75.828	75.064
7	13:54:16.196	1:12.583			20.999	79.323	75.064
8	13:55:29.527	1:13.331			21.081		74.564
9	13:56:42.749	1:13.222			21.259	77.941	74.813

(21) Marc GIBSON							
1	13:46:45.126			29.562	22.697	78.032	75.828
2	13:48:02.002	1:16.876	24.597	28.914	23.365	76.870	75.487
3	13:49:17.844	1:15.842	23.565	29.905	22.372	76.694	73.102
4	13:50:35.228	1:17.384	24.145	30.291	22.948	75.828	74.399
5	13:51:50.332	1:15.104	24.064	29.594	21.446	77.402	73.826
6	13:53:03.733	1:13.401	23.377	28.857	21.167	76.958	74.070
7	13:54:18.176	1:14.443	24.018	28.062	22.363	81.343	73.022
8	13:55:31.033	1:12.857	23.037	28.384	21.436	76.782	71.467
9	13:56:43.937	1:12.904	23.811	28.265	20.828	76.172	73.262

(47) Joel BAVIDGE							
1	13:46:43.880			29.021	22.954	79.323	79.043
2	13:48:02.711	1:18.831	26.263	29.135	23.433	78.765	79.230
3	13:49:19.558	1:16.847	25.464	28.739	22.644	77.761	79.417
4	13:50:35.961	1:16.403	25.140	28.398	22.865	79.890	77.047
5	13:51:51.939	1:15.978	25.154	28.479	22.345	81.739	76.870
6	13:53:07.961	1:16.022	25.041	28.296	22.685	79.606	76.345
7	13:54:24.765	1:16.804	25.477	28.806	22.521	80.658	77.402
8	13:55:41.604	1:16.839	25.554	28.808	22.477	79.230	77.761
9	13:56:58.526	1:16.922	25.875	28.441	22.606	80.561	77.491

(88) Lewis NICOL							
1	13:46:46.554			30.966	23.345	69.686	68.199
2	13:48:06.634	1:20.080	25.811	30.849	23.420	66.707	68.547
3	13:49:26.748	1:20.114	25.545	30.890	23.679	66.575	67.175
4	13:50:46.406	1:19.658	25.462	30.844	23.352	67.175	66.181
5	13:52:05.486	1:19.080	25.275	30.351	23.454	68.758	66.377
6	13:53:24.982	1:19.496	25.569	30.430	23.497	67.923	66.051
7	13:54:42.420	1:17.438	25.194	29.296	22.948	70.343	66.509
8	13:56:00.197	1:17.777	24.916	29.547	23.314	68.970	66.774

(15) Finlay MILNE							
1	13:46:56.367			31.040	24.054	69.254	70.714
2	13:48:15.043	1:18.676	24.664	30.703	23.309	71.391	72.236
3	13:49:32.244	1:17.201	24.229	30.448	22.524	72.236	72.785
4	13:50:50.538	1:18.294	24.559	31.284	22.451	68.970	71.620
5	13:52:07.511	1:16.973	24.514	29.555	22.904	74.897	68.477
6	13:53:24.459	1:16.948	24.539	29.932	22.477	75.064	70.938

Clerk of the Course

Orbits

Sig : Time :
Chief Timekeeper : Ian Sharp (SMART Timing)

Results available at www.smart-timing.co.uk & www.mylaps.com

www.mylaps.com

Licensed to: SMART Timing


KMSC 125's

Knockhill 1.267 miles

Race 6 - 2nd Race

25/04/2015 14:30

Race (10 Laps) started at 13:45:22



Competitors	Laps									
	1	2	3	4	5	6	7	8	9	10
Josh HODGE (7)	7	7	7	7	7	7	7	7	7	7
James McLAREN (27)	27	27	27	27	27	27	27	27	27	27
Joel BAVIDGE (47)	47	21	21	9	9	9	9	9	9	9
Marc GIBSON (21)	21	47	9	21	21	21	21	21	21	21
Rishon HICKEY (9)	9	9	47	47	47	47	47	47	47	47
Lewis NICOL (88)	88	88	88	88	88	15	15	88		
Finlay MILNE (15)	15	15	15	15	15	88	88			
-	8									

KMSC National Motorcycle Racing

KMSC 125's

Knockhill 1.267 miles

Race 12 - 3rd Race

26/04/2015 10:30

Race (10 Laps) started at 9:38:17

POLE POSITION

1
1
7 Josh HODGE

2
27 James McLAREN

3
9 Rishon HICKEY

2
4
21 Marc GIBSON

5
47 Joel BAVIDGE

6
88 Lewis NICOL

3
7
15 Finlay MILNE

8
11 Lewis PATERSON

Clerk of the Course

Orbits

Sig : Time :

Chief Timekeeper : Ian Sharp (SMART Timing)

Results available at www.smart-timing.co.uk & www.mylaps.com

www.mylaps.com

Licensed to: SMART Timing

Printed: 29/04/2015 16:15:48

KMSC National Motorcycle Racing**Sorted on Laps**

KMSC Superstock 600

Knockhill 1.267 miles

Race 7 - 1st Race

25/04/2015 14:45

Race (12 Laps) started at 14:04:27

Pos	No.	Name	Make/Model	CC	Class Code	Laps	Total Tm	Diff	Best Tm	In Lap	Best Speed
1	8	Lewis ROLLO	Kawasaki	XR	S6	12	10:34.765		52.333	9	87.155
2	30	Liam SHELLCOCK	Triumph	675R	S6	12	10:34.875	0.110	52.134	12	87.488
3	49	Paul McCLUNG	Yamaha	R6 600	S6	12	10:35.569	0.804	52.273	7	87.255
4	99	Callum GRIGOR	Kawasaki	ZX6R 600	S6	12	10:40.488	5.723	52.474	7	86.921
5	19	Kristopher DUNCAN	Kawasaki	ZX6R	S6	12	10:43.337	8.572	52.634	7	86.657
6	121	Callum PATERSON	Yamaha	R6 600	S6	12	10:43.375	8.610	53.031	2	86.008
7	45	Ewan GRAY	Kawasaki	ZX6R 600	S6	12	10:47.557	12.792	53.078	5	85.932
8	2	Angus MEARNS	Yamaha	R6 600	S6	12	10:48.331	13.566	53.080	6	85.929
9	7	Jodie CHALK	Triumph	675	S6	12	11:03.889	29.124	54.588	2	83.555
10	31	Allan BRODIE	Yamaha	R6 600	S6	12	11:07.581	32.816	54.925	3	83.042
11	26	Mike SWANSON	Yamaha	R6 600	S6	12	11:10.802	36.037	55.144	8	82.712
12	72	Peter DUNCAN	Triumph	675R	S6	12	11:47.998	1:13.231	56.796	3	80.307
13	93	Kyle DUNCAN	Kawasaki	ZX6R 600	S6	11	10:44.170	1 Lap	57.225	4	79.705
14	21	David JACKSON	Suzuki	GSXR600	S6	11	10:47.879	1 Lap	57.697	10	79.052
15	77	Paul MacKEY	Kawasaki	ZX6R 600	S6	11	10:58.201	1 Lap	58.116	3	78.483
16	17	Connor TONER	Kawasaki	ZX6R	S6	11	11:13.172	1 Lap	1:00.059	9	75.944

Not classified

DNS	23	Michael HOSKISSON	Suzuki	GSXR600	S6			DNS		0	-
-----	----	-------------------	--------	---------	----	--	--	-----	--	---	---

Margin of Victory	Avg. Speed	Best Lap Tm	Best Speed	Best Lap by
0.110	86.226	52.134	87.488	30 - Liam SHELLCOCK

Clerk of the Course

Orbits

Sig : Time :

Chief Timekeeper : Ian Sharp (SMART Timing)

www.mylaps.com

Results available at www.smart-timing.co.uk & www.mylaps.com

Licensed to: SMART Timing

Printed: 29/04/2015 16:52:35

KMSC National Motorcycle Racing

KMSC Superstock 600

Knockhill 1.267 miles

Race 7 - 1st Race

25/04/2015 14:45

Race (12 Laps) started at 14:04:27

Lap	Time of Day	Lap Tm	S1	S2	S3	S3Spd	SFSpd	Lap	Time of Day	Lap Tm	S1	S2	S3	S3Spd	SFSpd
7	14:10:59.937	55.415	18.216	21.355	15.844	119.409	117.321								
8	14:11:55.081	55.144	18.080	21.055	16.009	118.147	116.912								
9	14:12:50.225	55.144	18.201	21.035	15.908	119.196	118.147								
10	14:13:46.001	55.776	18.152	21.650	15.974	118.565	117.733								
11	14:14:41.812	55.811	18.191	21.606	16.014	117.940	117.526								
12	14:15:38.059	56.247	18.418	22.011	15.818	118.147	116.103								

(72) Peter DUNCAN

1	14:05:28.875			21.823	15.870	122.236	116.709
2	14:06:26.045	57.170	19.147	21.782	16.241	119.621	116.103
3	14:07:22.841	56.796	18.601	21.926	16.269	118.356	114.323
4	14:08:20.249	57.408	18.967	22.203	16.238	117.940	115.903
5	14:09:17.929	57.680	19.178	22.138	16.364	118.775	114.129
6	14:10:15.466	57.537	18.993	22.164	16.380	119.409	113.935
7	14:11:12.935	57.469	19.027	22.177	16.265	118.565	113.935
8	14:12:10.256	57.321	19.007	22.234	16.080	117.526	115.107
9	14:13:07.420	57.164	18.815	22.210	16.139	116.912	115.107
10	14:14:04.755	57.335	18.841	22.346	16.148	116.103	115.903
11	14:15:01.812	57.057	18.949	22.085	16.023	116.709	115.703
12	14:16:15.255	1:13.443	22.145	25.157	26.141	104.529	24.474

(93) Kyle DUNCAN

1	14:05:30.133			22.942	16.542	115.903	111.846
2	14:06:27.997	57.864	19.168	22.269	16.427	116.304	110.739
3	14:07:26.087	58.090	19.174	22.573	16.343	113.742	110.556
4	14:08:23.312	57.225	19.051	21.989	16.185	114.323	111.660
5	14:09:21.100	57.788	19.140	22.158	16.490	114.518	109.474
6	14:10:18.738	57.638	19.269	22.017	16.352	115.107	110.012
7	14:11:16.682	57.944	19.419	22.247	16.278	114.910	110.012
8	14:12:15.200	58.518	19.332	22.210	16.976	113.549	110.374
9	14:13:13.650	58.450	19.420	22.350	16.680	112.976	109.653
10	14:14:12.529	58.879	19.354	22.602	16.923	114.323	109.474
11	14:15:11.427	58.898	19.379	22.510	17.009	112.408	110.012

(21) David JACKSON

1	14:05:29.381			22.370	16.769	118.775	115.305
2	14:06:27.622	58.241	18.939	22.210	17.092	119.835	113.742
3	14:07:26.816	59.194	19.267	22.896	17.031	116.304	114.129
4	14:08:25.302	58.486	18.949	22.695	16.842	117.940	114.714
5	14:09:24.423	59.121	19.287	22.897	16.937	118.565	113.742
6	14:10:23.337	58.914	19.420	22.791	16.703	118.775	114.323
7	14:11:22.191	58.854	19.226	22.523	17.105	117.940	113.742
8	14:12:20.877	58.686	19.199	22.551	16.936	116.912	114.323
9	14:13:19.449	58.572	19.219	22.638	16.715	118.565	114.910
10	14:14:17.146	57.697	18.852	22.232	16.613	117.733	114.714
11	14:15:15.136	57.990	18.724	22.495	16.771	118.147	114.910

(77) Paul MacKEY

1	14:05:30.754			22.667	16.611	112.976	107.372
2	14:06:29.205	58.451	19.227	22.254	16.970	114.714	110.374
3	14:07:27.321	58.116	19.217	22.106	16.793	114.518	110.922
4	14:08:25.892	58.571	18.983	22.650	16.938	113.742	111.105
5	14:09:26.152	1:00.260	20.049	22.856	17.355	113.166	108.941
6	14:10:26.044	59.892	19.826	22.673	17.393	112.786	109.296
7	14:11:25.536	59.492	19.633	22.530	17.329	114.129	105.515
8	14:12:25.634	1:00.098	19.778	22.766	17.554	112.033	110.012
9	14:13:25.443	59.809	19.708	23.085	17.016	108.238	108.941
10	14:14:26.003	1:00.560	20.188	22.992	17.380	108.588	107.890
11	14:15:25.458	59.455	19.589	22.829	17.037	112.033	105.020

(17) Connor TONER

1	14:05:33.311			23.677	17.044	113.166	114.714
2	14:06:34.100	1:00.789	19.852	23.599	17.338	111.846	113.549
3	14:07:35.057	1:00.957	19.763	23.691	17.503	104.692	115.305
4	14:08:35.742	1:00.685	19.924	23.879	16.882	113.357	114.129
5	14:09:36.712	1:00.970	19.921	23.544	17.505	111.660	108.588
6	14:10:37.645	1:00.933	19.961	23.654	17.318	114.518	111.105
7	14:11:38.872	1:01.227	19.888	23.570	17.769	109.653	110.374
8	14:12:39.417	1:00.545	19.915	23.329	17.301	110.922	108.413
9	14:13:39.476	1:00.059	19.565	23.400	17.094	111.105	112.976
10	14:14:39.940	1:00.464	19.897	23.276	17.291	112.786	111.660
11	14:15:40.429	1:00.489	19.890	23.450	17.149	107.372	108.413

Clerk of the Course

Orbits

Sig :

Time :

Chief Timekeeper : Ian Sharp (SMART Timing)

Results available at www.smart-timing.co.uk & www.mylaps.com

www.mylaps.com

Licensed to: SMART Timing

Printed: 29/04/2015 16:52:58

Page 2/2


KMSC Superstock 600

Knockhill 1.267 miles

Race 7 - 1st Race

25/04/2015 14:45

Race (12 Laps) started at 14:04:27



Competitors	Laps												
	1	2	3	4	5	6	7	8	9	10	11	12	
Lewis ROLLO (8)	1	8	8	8	30	8	8	8	8	8	8	8	8
Paul McCLUNG (49)	2	49	49	30	8	30	30	30	30	30	30	30	30
Liam SHELLCOCK (30)	3	30	30	49	49	49	49	49	49	49	49	49	49
Callum PATERSON (121)	4	121	121	121	121	121	121	121	99	99	99	99	99
Angus MEARNS (2)	5	2	2	2	99	99	99	99	121	121	121	121	19
Ewan GRAY (45)	6	45	19	99	19	19	19	19	19	19	19	19	121
Kristopher DUNCAN (19)	7	19	99	19	2	2	2	2	2	2	2	45	45
Callum GRIGOR (99)	8	99	45	45	45	45	45	45	45	45	45	2	2
Jodie CHALK (7)	9	7	7	7	7	7	7	7	7	7	7	7	7
Allan BRODIE (31)	10	31	31	31	31	31	31	31	31	31	31	31	31
Mike SWANSON (26)	11	26	26	26	26	26	26	26	26	26	26	26	26
Peter DUNCAN (72)	12	72	72	72	72	72	72	72	72	72	72	72	72
David JACKSON (21)	13	21	21	93	93	93	93	93	93	93	93	93	93
Kyle DUNCAN (93)	14	93	93	21	21	21	21	21	21	21	21	21	21
Paul MacKEY (77)	15	77	77	77	77	77	77	77	77	77	77	77	77
Connor TONER (17)	16	17	17	17	17	17	17	17	17	17	17	17	17
-	17												

KMSC National Motorcycle Racing

KMSC Superstock 600

Knockhill 1.267 miles

Race 131 - 2nd Race

26/04/2015 10:45

Race (10 Laps) started at 10:01:52

POLE POSITION

1	1 8 Lewis ROLLO	2 30 Liam SHELLCOCK	3 49 Paul McCLUNG
2	4 99 Callum GRIGOR	5 19 Kristopher DUNCAN	6 121 Callum PATERSON
3	7 45 Ewan GRAY	8 2 Angus MEARNS	9 7 Jodie CHALK
4	10 31 Allan BRODIE	11 26 Mike SWANSON	12 72 Peter DUNCAN
5	13 93 Kyle DUNCAN	14 21 David JACKSON	15 77 Paul MacKEY
6	16 17 Connor TONER	17 23 Michael HOSKISSON	18 63 Chris EASTWOOD

Clerk of the Course

Orbits

Sig : Time :
Chief Timekeeper : Ian Sharp (SMART Timing)

Results available at www.smart-timing.co.uk & www.mylaps.com

www.mylaps.com

Licensed to: SMART Timing

Printed: 29/04/2015 16:53:44

KMSC National Motorcycle Racing

Sorted on Laps

KMSC Cupar Motorcycles Pre Injection 600

Knockhill 1.267 miles

Race 8 - 2nd Race

25/04/2015 15:00

Race (12 Laps) started at 14:21:15

Pos	No.	Name	Make/Model	CC	Class Code	Laps	Total Tm	Diff	Best Tm	In Lap	Best Speed
1	21	Michael BURKE	Yamaha	R6 600	PI6	12	11:04.571		54.532	7	83.641
2	84	Kyle HARPER	Yamaha	R6 600	PI6	12	11:05.926	1.355	54.672	4	83.426
3	11	Patrick FORMAN	Yamaha	R6 600	PI6	12	11:07.762	3.191	54.428	4	83.800
4	47	Steven HADDOW	Yamaha	R6 600	PI6	12	11:17.707	13.136	55.190	11	82.643
5	86	Russell WILL	Yamaha	R6 600	PI6	12	11:17.870	13.299	54.794	12	83.241
6	3	Richard BRIGHT	Yamaha	R6 600	PI6	12	11:19.100	14.529	54.912	11	83.062
7	48	David McCAFFERTY	Yamaha	R6 600	PI6	12	11:20.861	16.290	55.486	3	82.203
8	75	Harry PULLAR	Yamaha	R6 600	PI6	12	11:28.553	23.982	55.533	11	82.133
9	72	Douglas SHEARER	Yamaha	R6 600	PI6	12	11:31.464	26.893	55.951	8	81.519
10	88	Brian MARR	Yamaha	R6 600	PI6	12	11:34.483	29.912	56.149	8	81.232
11	60	Douglas BROWN	Yamaha	R6 600	PI6	12	11:41.597	37.026	56.436	11	80.819
12	91	Lewis SHAND	Yamaha	R6 600	PI6	12	11:43.143	38.572	56.887	11	80.178
13	64	Andrew CUTHBERT	Kawasaki	ZXR 600	PI6	12	11:43.673	39.102	56.827	6	80.263
14	92	Andrew CRAIGMILE	Yamaha	YZF R6	PI6	12	11:43.763	39.192	56.844	11	80.239
15	119	Allan HARROW	Yamaha	R6 600	PI6	12	11:44.187	39.616	56.881	11	80.187
16	69	Mark BOWRAN	Yamaha	R6 600	PI6	12	11:49.283	44.712	57.136	12	79.829
17	0	Alex McGUINNESS	Yamaha	R6 600	PI6	12	11:53.024	48.453	57.445	6	79.399
18	6	James WILKEN	Yamaha	R6 600	PI6	11	11:14.455	1 Lap	59.847	4	76.213
19	73	Fraser CAMERON	Yamaha	R6 600	PI6	11	11:34.953	1 Lap	1:00.967	6	74.812
20	58	Barry STEWART	Yamaha	R6 600	PI6	11	11:45.096	1 Lap	1:02.120	3	73.424
21	45	Gerry SULLIVAN	Kawasaki	ZX6R 600	PI6	11	11:46.892	1 Lap	1:02.027	2	73.534
22	29	Ross CLIMSON	Yamaha	R6 600	PI6	11	11:47.026	1 Lap	1:01.840	11	73.756

Not classified

DNF	18	Carl VICKERS	Yamaha	R6 600	PI6	8	8:23.154	DNF	57.442	4	79.403
DNF	8	Lloyd MacDONALD	Yamaha	R6 600	PI6	7	6:57.031	DNF	57.575	7	79.220
DNS	17	Mike ANDERSON	Yamaha	R6 600	PI6			DNS		0	-
DNS	81	Stewart MARR	Yamaha	R6 600	PI6			DNS		0	-

Announcements

Bike No.60 - Racetime includes 10 second time penalty - Overtaking under yellow flags.

Margin of Victory	Avg. Speed	Best Lap Tm	Best Speed	Best Lap by
1.355	82.359	54.428	83.800	11 - Patrick FORMAN

Clerk of the Course

Orbits

Sig : Time :

Chief Timekeeper : Ian Sharp (SMART Timing)

www.mylaps.com

Results available at www.smart-timing.co.uk & www.mylaps.com

Licensed to: SMART Timing

Printed: 29/04/2015 16:27:17

KMSC National Motorcycle Racing

KMSC Cupar Motorcycles Pre Injection 600

Knockhill 1.267 miles

Race 8 - 2nd Race

25/04/2015 15:00

Race (12 Laps) started at 14:21:15

Lap	Time of Day	Lap Tm	S1	S2	S3	S3Spd	SFSpd	Lap	Time of Day	Lap Tm	S1	S2	S3	S3Spd	SFSpd
5	14:26:43.302	1:03.923	20.907	24.786	18.230	100.914	104.856								
6	14:27:47.027	1:03.725	20.872	24.594	18.259	102.926	107.717								
7	14:28:49.770	1:02.743	20.764	24.107	17.872	105.848	105.184								
8	14:29:54.230	1:04.460	21.258	25.448	17.754	105.681	106.183								
9	14:30:57.712	1:03.482	21.302	24.278	17.902	107.372	106.859								
10	14:32:00.832	1:03.120	21.049	24.396	17.675	107.544	106.859								
11	14:33:02.672	1:01.840	21.076	23.688	17.076	111.105	112.033								

(18) Carl VICKERS

1	14:22:23.657			23.167	16.935	114.323	112.220								
2	14:23:23.121	59.464	20.385	22.595	16.484	112.786	112.786								
3	14:24:21.512	58.391	19.297	22.755	16.339	111.846	113.166								
4	14:25:18.954	57.442	18.911	22.241	16.290	114.910	112.220								
5	14:26:16.837	57.883	18.935	22.379	16.569	113.357	111.660								
6	14:27:14.300	57.463	18.741	22.450	16.272	113.742	111.474								
7	14:28:11.867	57.567	18.896	21.909	16.762	113.549	110.922								
8	14:29:38.800	1:26.933	19.126	41.434	26.373	108.941	32.294								

(8) Lloyd MacDONALD

1	14:22:23.334			22.854	17.040	112.033	114.129								
2	14:23:21.980	58.646	20.255	21.968	16.423	117.116	114.714								
3	14:24:20.100	58.120	19.340	22.276	16.504	116.103	113.549								
4	14:25:18.280	58.180	19.066	22.454	16.660	114.129	111.846								
5	14:26:17.097	58.817	19.191	22.410	17.216	113.357	112.976								
6	14:27:15.102	58.005	19.185	21.959	16.861	114.518	113.357								
7	14:28:12.677	57.575	19.100	21.910	16.565	115.107	115.107								

Clerk of the Course

Orbits

Sig : Time :
Chief Timekeeper : Ian Sharp (SMART Timing)

Results available at www.smart-timing.co.uk & www.mylaps.com

www.mylaps.com

Licensed to: SMART Timing


KMSC Cupar Motorcycles Pre Injection 600

Knockhill 1.267 miles

Race 8 - 2nd Race

25/04/2015 15:00

Race (12 Laps) started at 14:21:15



Competitors	Laps											
	1	2	3	4	5	6	7	8	9	10	11	12
Kyle HARPER (84)	1	84	84	84	84	84	21	21	21	21	21	21
Michael BURKE (21)	2	21	21	21	21	21	84	84	84	84	84	84
Patrick FORMAN (11)	3	11	11	11	11	11	11	11	11	11	11	11
David McCAFFERTY (48)	4	48	48	48	3	3	3	48	48	47	47	47
Richard BRIGHT (3)	5	3	3	3	48	48	48	3	86	86	86	86
Russell WILL (86)	6	86	86	86	86	86	86	47	48	3	3	3
Douglas BROWN (60)	7	60	47	47	47	47	47	3	3	48	48	48
Steven HADDOW (47)	8	47	75	75	75	75	75	75	75	75	75	75
Harry PULLAR (75)	9	75	60	60	60	60	72	72	72	72	72	72
Douglas SHEARER (72)	10	72	72	88	72	72	60	60	60	60	60	60
Brian MARR (88)	11	88	88	72	88	88	88	88	88	88	88	88
Andrew CRAIGMILE (92)	12	92	92	92	64	64	64	64	64	64	64	91
Andrew CUTHBERT (64)	13	64	64	64	92	92	92	92	92	91	91	64
Allan HARROW (119)	14	119	91	91	91	91	91	91	91	92	92	92
Lewis SHAND (91)	15	91	119	8	8	119	119	119	119	119	119	119
Lloyd MacDONALD (8)	16	8	8	119	119	18	18	18	0	69	69	69
Carl VICKERS (18)	17	18	18	18	18	8	8	8	69	0	0	0
Mark BOWRAN (69)	18	69	69	0	0	0	0	0	6	6	6	6
James WILKEN (6)	19	6	0	69	69	69	69	18	73	73	73	73
Alex McGUINNESS (0)	20	0	6	6	6	6	6	73	58	58	58	58
Barry STEWART (58)	21	58	58	58	58	73	73	73	58	45	45	45
Gerry SULLIVAN (45)	22	45	45	45	73	58	58	58	45	29	29	29
Fraser CAMERON (73)	23	73	73	73	45	45	45	45	29			
Ross CLIMSON (29)	24	29	29	29	29	29	29	29				
-	25											
-	26											

KMSC National Motorcycle Racing

KMSC Cupar Motorcycles Pre Injection 600

Knockhill 1.267 miles

Race 14 - 3rd Race

26/04/2015 11:00

Race (10 Laps) started at 10:17:27

POLE POSITION

1	1 21 Michael BURKE	2 84 Kyle HARPER	3 11 Patrick FORMAN
2	4 47 Steven HADDOW	5 86 Russell WILL	6 3 Richard BRIGHT
3	7 48 David McCAFFERTY	8 75 Harry PULLAR	9 72 Douglas SHEARER
4	10 88 Brian MARR	11 60 Douglas BROWN	12 91 Lewis SHAND
5	13 64 Andrew CUTHBERT	14 92 Andrew CRAIGMILE	15 119 Allan HARROW
6	16 69 Mark BOWRAN	17 0 Alex McGUINNESS	18 6 James WILKEN
7	19 73 Fraser CAMERON	20 58 Barry STEWART	21 45 Gerry SULLIVAN
8	22 29 Ross CLIMSON	23 18 Carl VICKERS	24 8 Lloyd MacDONALD
9	25 17 Mike ANDERSON	26 81 Stewart MARR	

Clerk of the Course

Orbits

Sig : Time :

Chief Timekeeper : Ian Sharp (SMART Timing)

Results available at www.smart-timing.co.uk & www.mylaps.com

www.mylaps.com

Licensed to: SMART Timing

Printed: 29/04/2015 16:28:47

KMSC National Motorcycle Racing

Sorted on Laps

KMSC Lightweights

Knockhill 1.267 miles

Race 9 - 1st Race

25/04/2015 15:15

Race (12 Laps) started at 14:40:48

Pos	No.	Name	Make/Model	CC	Class Code	Laps	Total Tm	Diff	Best Tm	In Lap	Best Speed
1	33	Adrian CLARK	Kawasaki	ER6	SL	12	11:21.160		55.874	4	81.632
2	15	Keith DICKIE	Kawasaki	ER6	SL	12	11:28.875	7.715	56.256	8	81.077
3	84	Lee NAILER	Suzuki	GSR6000	SL	12	11:33.874	12.714	56.813	5	80.283
4	21	Grant REID	Kawasaki	ER6	SL	12	11:33.960	12.800	57.102	9	79.876
5	30	Joe TONER	Kawasaki	ER6	SL	12	11:44.546	23.386	57.056	2	79.941
6	4	Alan GIBSON	Suzuki	SV650	SL	12	11:50.370	29.210	58.263	11	78.285
7	70	John ANDRUCCI	Suzuki	GSXR1100	PCS	12	11:50.928	29.768	58.130	10	78.464
8	13	Andrew BARTON	Suzuki	SV650	SL	12	11:52.765	31.605	57.577	5	79.217
9	39	Stuart HAMILTON	Kawasaki	ZXR400	SL	12	12:12.233	51.073	1:00.128	9	75.856
10	66	Kevin WATRET	Kawasaki	ER6	SL	12	12:15.221	54.061	1:00.015	8	75.999
11	25	Jim PURVIS	Yamaha	FZR400	SL	12	12:20.893	59.733	1:00.905	6	74.889
12	44	Derek ADAMS	Weslake	900	CS	11	11:25.642	1 Lap	1:00.873	11	74.928
13	234	AI CAMERON	Kawasaki	ER6	SL	11	11:26.306	1 Lap	1:00.751	11	75.078
14	79	Ashley ROBSON	Kawasaki	ZXR400	SL	11	11:26.372	1 Lap	1:00.814	7	75.001
15	27	John EASTON	Suzuki	SV650	SL	11	11:27.594	1 Lap	1:00.980	11	74.797
16	67	Eddie BUTLER	Honda	SP1	C	11	11:34.503	1 Lap	1:00.662	11	75.189
17	89	Craig ROSS	Suzuki	SV650	SL	11	11:36.525	1 Lap	1:02.013	4	73.551
18	118	Rod WALKER	Kawasaki	ZXR400	SL	11	11:37.161	1 Lap	1:01.353	10	74.342
19	56	Phil WALTERS	Suzuki	SV650	SL	11	11:41.607	1 Lap	1:02.168	11	73.367
20	54	Ryan GIBSON	Kawasaki	ZXR400	SL	11	11:44.820	1 Lap	1:02.692	5	72.754
21	32	Craig REID	Kawasaki	ZXR400	SL	11	11:54.058	1 Lap	1:02.633	5	72.823
22	10	Marc McEWAN	Suzuki	SV650	SL	11	12:21.571	1 Lap	1:05.755	5	69.365
23	74	Christine WATSON	Honda	CBR400RR	SL	10	11:23.441	2 Laps	1:05.721	10	69.401
24	16	Gerry KEIRNAN	Suzuki	SV650	SL	10	11:56.669	2 Laps	1:09.489	3	65.638

Not classified

DNS	37	Howard CROSS	Kawasaki	GSXR750	PCS			DNS	0	-
DNS	12	Dan JAMES	Suzuki	SV650	SL			DNS	0	-

Margin of Victory	Avg. Speed	Best Lap Tm	Best Speed	Best Lap by
7.715	80.353	55.874	81.632	33 - Adrian CLARK

Clerk of the Course

Orbits

Sig : Time :
Chief Timekeeper : Ian Sharp (SMART Timing)

www.mylaps.com

Results available at www.smart-timing.co.uk & www.mylaps.com

Licensed to: SMART Timing

Printed: 29/04/2015 16:33:24

KMSC National Motorcycle Racing

KMSC Lightweights

Knockhill 1.267 miles

Race 9 - 1st Race

25/04/2015 15:15

Race (12 Laps) started at 14:40:48

Lap	Time of Day	Lap Tm	S1	S2	S3	S3Spd	SFSpd	Lap	Time of Day	Lap Tm	S1	S2	S3	S3Spd	SFSpd
-----	-------------	--------	----	----	----	-------	-------	-----	-------------	--------	----	----	----	-------	-------

11	14:53:09.756	1:05.875	21.690	25.428	18.757	102.768	99.419								
----	--------------	-----------------	--------	--------	---------------	---------	--------	--	--	--	--	--	--	--	--

(74) Christine WATSON

1	14:42:04.429			26.992	20.000	95.188	91.055
2	14:43:14.551	1:10.122	23.614	26.927	19.581	92.818	90.320
3	14:44:22.704	1:08.153	23.265	25.630	19.258	94.385	90.198
4	14:45:30.341	1:07.637	22.497	25.746	19.394	93.465	90.564
5	14:46:37.380	1:07.039	22.211	25.346	19.482	95.595	91.427
6	14:47:44.854	1:07.474	22.488	25.543	19.443	96.419	91.179
7	14:48:51.797	1:06.943	22.351	25.364	19.228	95.323	90.442
8	14:49:58.918	1:07.121	22.675	25.406	19.040	94.518	90.320
9	14:51:05.905	1:06.987	22.337	25.338	19.312	95.459	90.442
10	14:52:11.626	1:05.721	21.948	24.907	18.866	95.323	90.077

(16) Gerry KEIRNAN

1	14:42:03.636			27.217	19.601	96.558	101.218
2	14:43:14.710	1:11.074	23.763	27.375	19.936	92.947	99.419
3	14:44:24.199	1:09.489	23.435	26.606	19.448	96.281	99.125
4	14:45:35.167	1:10.968	23.658	27.550	19.760	92.690	98.688
5	14:46:47.478	1:12.311	24.235	27.599	20.477	94.785	92.054
6	14:47:59.270	1:11.792	23.997	27.274	20.521	91.802	94.120
7	14:49:10.951	1:11.681	24.979	27.196	19.506	96.836	98.543
8	14:50:22.482	1:11.531	23.781	27.868	19.882	98.111	95.323
9	14:51:33.977	1:11.495	24.205	27.311	19.979	93.205	95.595
10	14:52:44.854	1:10.877	23.484	27.834	19.559	96.976	95.731

Clerk of the Course

Orbits

Sig :

Time :

Chief Timekeeper : Ian Sharp (SMART Timing)

Results available at www.smart-timing.co.uk & www.mylaps.com

www.mylaps.com

Licensed to: SMART Timing

Printed: 29/04/2015 16:33:46

Page 3/3


KMSC Lightweights

Knockhill 1.267 miles

Race 9 - 1st Race

25/04/2015 15:15

Race (12 Laps) started at 14:40:48



Competitors	Laps											
	1	2	3	4	5	6	7	8	9	10	11	12
Adrian CLARK (33)	1	33	33	33	33	33	33	33	33	33	33	33
Lee NAILER (84)	2	84	84	21	21	21	15	15	15	15	15	15
Grant REID (21)	3	21	21	84	15	15	21	21	21	21	21	84
Keith DICKIE (15)	4	15	15	15	84	84	84	84	84	84	84	21
Joe TONER (30)	5	30	30	30	30	30	30	30	30	30	30	30
Alan GIBSON (4)	6	4	13	13	13	13	13	13	13	13	13	4
Andrew BARTON (13)	7	13	4	70	70	70	70	70	70	70	70	70
John ANDRUCCI (70)	8	70	70	4	4	4	4	4	4	4	4	13
Stuart HAMILTON (39)	9	39	39	39	39	39	39	39	39	39	39	39
Jim PURVIS (25)	10	25	66	66	66	66	66	66	66	66	66	66
Kevin WATRET (66)	11	66	25	25	25	25	25	25	25	25	25	25
Derek ADAMS (44)	12	44	44	44	44	44	44	44	79	44	44	44
Al CAMERON (234)	13	234	234	234	234	234	79	79	79	44	79	234
Craig ROSS (89)	14	89	89	79	79	79	234	234	234	234	234	79
Ashley ROBSON (79)	15	79	79	89	89	27	27	27	27	27	27	27
Phil WALTERS (56)	16	56	27	27	27	89	89	89	89	89	89	67
John EASTON (27)	17	27	56	56	56	56	67	67	67	67	67	89
Ryan GIBSON (54)	18	54	54	54	54	54	54	56	118	118	118	118
Rod WALKER (118)	19	118	118	118	118	118	118	56	56	56	56	56
Craig REID (32)	20	32	32	32	67	67	67	54	54	54	54	54
Gerry KEIRNAN (16)	21	16	67	67	32	32	32	32	32	32	32	32
Eddie BUTLER (67)	22	67	10	10	10	10	10	10	10	10	10	10
Marc McEWAN (10)	23	10	74	74	74	74	74	74	74	74	74	74
Christine WATSON (74)	24	74	16	16	16	16	16	16	16	16	16	16
-	25											
-	26											

KMSC National Motorcycle Racing

KMSC Lightweights

Knockhill 1.267 miles

Race 15 - 2nd Race

26/04/2015 11:15

Race (10 Laps) started at 10:35:39

POLE POSITION

1	1 33 Adrian CLARK	2 15 Keith DICKIE	3 84 Lee NAILER
2	4 21 Grant REID	5 30 Joe TONER	6 4 Alan GIBSON
3	7 70 John ANDRUCCI	8 13 Andrew BARTON	9 39 Stuart HAMILTON
4	10 66 Kevin WATRET	11 25 Jim PURVIS	12 44 Derek ADAMS
5	13 234 Al CAMERON	14 79 Ashley ROBSON	15 27 John EASTON
6	16 67 Eddie BUTLER	17 89 Craig ROSS	18 118 Rod WALKER
7	19 56 Phil WALTERS	20 54 Ryan GIBSON	21 32 Craig REID
8	22 10 Marc McEWAN	23 74 Christine WATSON	24 16 Gerry KEIRNAN
9	25 37 Howard CROSS	26 12 Dan JAMES	

Clerk of the Course

Orbits

Sig :

Time :

Chief Timekeeper : Ian Sharp (SMART Timing)

Results available at www.smart-timing.co.uk & www.mylaps.com

www.mylaps.com

Licensed to: SMART Timing

Printed: 29/04/2015 16:34:22

KMSC National Motorcycle Racing

Sorted on Laps

KMSC Superbikes & Shirlaws KMSC Clubman

Knockhill 1.267 miles

Race 10 - 1st Race

25/04/2015 15:30

Race (12 Laps) started at 14:58:21

Pos	No.	Name	Make/Model	CC	Class Code	Laps	Total Tm	Diff	Best Tm	In Lap	Best Speed
1	9	Keith AMOR	BMW	S1000RR	SB	12	10:20.083		50.991	5	89.449
2	50	Tim HASTINGS	Kawasaki	ZX6R 600	SB	12	10:23.918	3.835	50.978	7	89.472
3	55	Donald MacFADYEN	BMW	S1000RR	SB	12	10:28.910	8.827	51.192	11	89.098
4	79	Bruce BIRNIE	BMW	S1000RR	SB	12	10:31.190	11.107	51.286	11	88.934
5	44	Niall CAMPBELL	Yamaha	R6 EVO	SB	12	10:31.248	11.165	51.856	9	87.957
6	155	Scott SHAND	Honda	CBR 1000R	SB	12	10:34.428	14.345	51.776	10	88.093
7	34	John DEAN	Suzuki	GSXR 750	SB	12	10:36.361	16.278	52.142	10	87.474
8	84	Darren ROSS	Kawasaki	ZX10R	SB	12	10:36.754	16.671	51.977	12	87.752
9	179	Andrew TASKER	Kawasaki	ZX10R	SB	12	10:41.831	21.748	51.783	4	88.081
10	12	Neil BROWN	Honda	CBR1000	SB	12	10:53.150	33.067	53.379	11	85.447
11	47	Alan BRYCE	Suzuki	GSXR1000	SB	12	10:53.413	33.330	53.261	5	85.637
12	7	James LAING	Kawasaki	ER6	SB	12	10:53.550	33.467	53.153	10	85.811
13	119	Kristopher DUNCAN	Kawasaki	ZX6R 600	C	12	10:55.394	35.311	53.654	10	85.009
14	68	Robert WILSON	Yamaha	R6	SB	12	10:55.492	35.409	53.779	10	84.812
15	67	Des BURNS	Kawasaki	ZX10R	C	12	11:00.568	40.485	53.530	10	85.206
16	63	Kenny PATERSON	BMW	S1000RR	C	12	11:02.299	42.216	53.893	10	84.632
17	71	Gavin JONES	Honda	CBR1000RF	C	12	11:32.498	1:12.411	55.125	4	82.741
18	33	Graeme BODEL	Ducati	1098	C	11	10:27.263	1 Lap	55.299	5	82.481
19	37	Steven PATERSON	Yamaha	R1	C	11	10:30.451	1 Lap	55.861	11	81.651
20	69	Rodney SCOTT	BMW	S1000RR	C	11	10:30.575	1 Lap	55.126	6	82.739
21	61	Frank DIGNAN	Suzuki	GSXR1000	SB	11	10:44.248	1 Lap	56.859	4	80.218
22	16	Bob STORRAR	Ducati	1098R	C	11	10:44.621	1 Lap	56.596	5	80.590
23	36	Graham PATTERSON	Kawasaki	ZX10R	C	10	10:24.873	2 Laps	1:01.150	6	74.589

Not classified

DNF	278	Paul MARSHALL	Aprilia	RSV4	C	7	7:00.163	DNF	56.371	3	80.912
DNF	99	Colin MacDONALD	Honda	CBR1000	C	7	11:42.554	DNF	55.468	5	82.229
DNF	20	Mark HERITAGE	Yamaha	R6	SB	5	4:46.226	DNF	54.879	3	83.112
DNF	73	Scott ROBERTSON	BMW	S1000RR	C	5	4:58.790	DNF	55.876	2	81.629
DNF	11	Richard HUGHES	BMW	S1000RR	C	1	59.128	DNF		0	-
DNF	72	Sean GILFILLAN	Kawasaki	ZX10R	SB	1	1:05.975	DNF		0	-

Margin of Victory	Avg. Speed	Best Lap Tm	Best Speed	Best Lap by
3.835	88.267	50.978	89.472	50 - Tim HASTINGS

Clerk of the Course

Orbits

Sig : Time :
Chief Timekeeper : Ian Sharp (SMART Timing)

www.mylaps.com

Results available at www.smart-timing.co.uk & www.mylaps.com

Licensed to: SMART Timing

Printed: 29/04/2015 16:42:54

KMSC National Motorcycle Racing

KMSC Superbikes & Shirlaws KMSC Clubman

Knockhill 1.267 miles

Race 10 - 1st Race

25/04/2015 15:30

Race (12 Laps) started at 14:58:21

Lap	Time of Day	Lap Tm	S1	S2	S3	S3Spd	SFSpd
5	15:03:18.364	56.596	18.984	21.339	16.273	119.196	124.044
6	15:04:15.762	57.398	19.388	21.843	16.167	119.409	124.044
7	15:05:14.451	58.689	19.164	22.186	17.339	119.835	118.775
8	15:06:12.414	57.963	19.841	21.834	16.288	122.236	124.735
9	15:07:10.894	58.480	19.775	21.657	17.048	121.792	121.792
10	15:08:09.356	58.462	19.629	22.010	16.823	115.703	122.908
11	15:09:06.453	57.097	19.421	21.408	16.268	123.133	122.908

Lap	Time of Day	Lap Tm	S1	S2	S3	S3Spd	SFSpd
-----	-------------	--------	----	----	----	-------	-------

(36) Graham PATTERSON

1	14:59:30.044			23.863	16.876	118.147	120.265
2	15:00:31.314	1:01.270	20.196	24.231	16.843	113.357	120.265
3	15:01:32.466	1:01.152	20.348	23.654	17.150	113.742	108.413
4	15:02:34.954	1:02.488	21.427	24.017	17.044	110.922	118.565
5	15:03:36.619	1:01.665	20.713	23.842	17.110	113.549	115.903
6	15:04:37.769	1:01.150	20.550	23.756	16.844	112.033	118.356
7	15:05:41.774	1:04.005	20.644	23.895	19.466	102.142	116.506
8	15:06:43.351	1:01.577	20.860	23.756	16.961	111.846	120.915
9	15:07:45.195	1:01.844	20.573	23.896	17.375	113.549	117.940
10	15:08:46.705	1:01.510	20.796	23.451	17.263	118.565	117.116

(278) Paul MARSHALL

1	14:59:27.802			22.201	17.173	122.683	119.409
2	15:00:25.070	57.268	19.310	21.706	16.252	126.380	120.049
3	15:01:21.441	56.371	18.764	21.474	16.133	126.142	123.360
4	15:02:18.086	56.645	18.662	21.545	16.438	121.572	118.356
5	15:03:15.603	57.517	19.356	21.631	16.530	119.835	122.014
6	15:04:13.593	57.990	19.236	21.979	16.775	118.775	118.775
7	15:05:21.995	1:08.402	19.888	23.872	24.642	98.543	37.386

(99) Colin MacDONALD

1	14:59:26.764			22.677	16.293	118.356	122.908
2	15:00:23.095	56.331	18.805	21.282	16.244	126.618	120.049
3	15:01:19.059	55.964	18.374	21.197	16.393	126.618	121.133
4	15:02:14.683	55.624	18.020	21.435	16.169	115.703	121.352
5	15:03:10.151	55.468	18.249	21.035	16.184	124.273	118.147
6	15:04:06.190	56.039	18.476	21.302	16.261	121.792	109.474
7	15:10:04.386	5:58.196	18.552	21.668	5:17.976	121.572	34.309

(20) Mark HERITAGE

1	14:59:23.191			22.159	15.801	126.142	122.459
2	15:00:18.636	55.445	18.542	21.416	15.487	126.857	122.459
3	15:01:13.515	54.879	18.048	21.244	15.587	125.905	122.459
4	15:02:08.589	55.074	18.133	21.105	15.836	125.905	122.459
5	15:03:08.058	59.469	18.253	22.148	19.068	125.670	42.047

(73) Scott ROBERTSON

1	14:59:26.166			23.224	16.189	114.714	125.670
2	15:00:22.042	55.876	18.367	21.676	15.833	121.572	125.905
3	15:01:18.404	56.362	18.559	21.705	16.098	121.352	124.735
4	15:02:17.573	59.169	18.200	22.178	18.791	81.540	124.044
5	15:03:20.622	1:03.049	18.901	22.176	21.972	96.836	39.638

(11) Richard HUGHES

1	14:59:20.960			21.235	15.219	121.572	127.824
---	--------------	--	--	---------------	---------------	----------------	----------------

(72) Sean GILFILLAN

1	14:59:27.807			21.694	22.002	115.903	24.018
---	--------------	--	--	---------------	---------------	----------------	---------------

Clerk of the Course

Orbits

Sig :

Time :

Chief Timekeeper : Ian Sharp (SMART Timing)

Results available at www.smart-timing.co.uk & www.mylaps.com

www.mylaps.com

Licensed to: SMART Timing

Printed: 29/04/2015 16:43:19

Page 3/3


KMSC Superbikes & Shirlaws KMSC Clubman

Knockhill 1.267 miles

Race 10 - 1st Race

25/04/2015 15:30

Race (12 Laps) started at 14:58:21



Competitors	Laps											
	1	2	3	4	5	6	7	8	9	10	11	12
Keith AMOR (9)	1	9	9	9	9	9	9	9	9	9	9	9
Tim HASTINGS (50)	2	50	50	50	50	50	50	50	50	50	50	50
Donald MacFADYEN (55)	3	55	55	55	55	55	55	55	55	55	55	55
John DEAN (34)	4	34	34	34	34	34	44	44	44	44	44	79
Niall CAMPBELL (44)	5	44	44	44	44	44	179	179	79	79	79	44
Andrew TASKER (179)	6	179	84	179	179	179	34	34	155	155	155	155
Darren ROSS (84)	7	84	179	84	84	84	155	155	79	34	34	34
Scott SHAND (155)	8	155	155	155	155	84	79	155	179	84	84	84
Richard HUGHES (11)	9	11	119	79	79	79	79	84	84	84	179	179
Kristopher DUNCAN (119)	10	119	79	119	119	119	119	12	12	12	12	12
Robert WILSON (68)	11	68	12	12	7	12	12	12	119	47	47	47
James LAING (7)	12	7	68	7	12	7	7	47	47	7	7	7
Neil BROWN (12)	13	12	7	68	47	47	47	7	7	119	119	119
Bruce BIRNIE (79)	14	79	47	47	68	68	68	68	68	68	68	68
Mark HERITAGE (20)	15	20	20	20	63	63	63	63	67	67	67	67
Des BURNS (67)	16	67	67	63	20	67	67	67	63	63	63	63
Alan BRYCE (47)	17	47	63	67	67	71	71	71	71	71	71	71
Kenny PATERSON (63)	18	63	71	71	71	20	99	33	33	33	33	33
Gavin JONES (71)	19	71	73	73	99	99	33	69	69	37	37	37
Scott ROBERTSON (73)	20	73	33	99	33	33	69	37	37	69	69	69
Graeme BODEL (33)	21	33	99	33	73	69	37	61	61	61	61	61
Colin MacDONALD (99)	22	99	69	69	69	37	278	16	16	16	16	16
Rodney SCOTT (69)	23	69	278	278	278	278	61	278	36	36	36	
Paul MARSHALL (278)	24	278	37	37	37	61	16	36				
Sean GILFILLAN (72)	25	72	61	61	61	16	36	99				
Steven PATERSON (37)	26	37	16	16	16	73						
Frank DIGNAN (61)	27	61	36	36	36	36						
Bob STORRAR (16)	28	16										
Graham PATTERSON (36)	29	36										

KMSC National Motorcycle Racing

KMSC Superbikes & Shirlaws KMSC Clubman

Knockhill 1.267 miles

Race 16 - 2nd Race

26/04/2015 11:30

Race (10 Laps) started at 10:51:23

POLE POSITION

1	1 9 Keith AMOR	2 50 Tim HASTINGS	3 55 Donald MacFADYEN
2	4 79 Bruce BIRNIE	5 44 Niall CAMPBELL	6 155 Scott SHAND
3	7 34 John DEAN	8 84 Darren ROSS	9 179 Andrew TASKER
4	10 12 Neil BROWN	11 47 Alan BRYCE	12 7 James LAING
5	13 119 Kristopher DUNCAN	14 68 Robert WILSON	15 67 Des BURNS
6	16 63 Kenny PATERSON	17 71 Gavin JONES	18 33 Graeme BODEL
7	19 37 Steven PATERSON	20 69 Rodney SCOTT	21 61 Frank DIGNAN
8	22 16 Bob STORRAR	23 36 Graham PATTERSON	24 278 Paul MARSHALL
9	25 99 Colin MacDONALD	26 20 Mark HERITAGE	27 73 Scott ROBERTSON
10	28 11 Richard HUGHES	29 72 Sean GILFILLAN	

Clerk of the Course

Orbits

Sig : Time :

Chief Timekeeper : Ian Sharp (SMART Timing)

Results available at www.smart-timing.co.uk & www.mylaps.com

www.mylaps.com

Licensed to: SMART Timing

Printed: 29/04/2015 16:43:54

KMSC National Motorcycle Racing

Sorted on Laps

Novice Race

Knockhill 1.267 miles

Race 11 - 1st Race

25/04/2015 16:00

Race (8 Laps) started at 15:25:02

Pos	No.	Name	Make/Model	CC	Class Code	Laps	Total Tm	Diff	Best Tm	In Lap	Best Speed
1	71	Gavin JONES	Honda	CBR1000RR	C	8	7:22.238		54.677	6	83.419
2	69	Rodney SCOTT	BMW	S1000RR	C	8	7:22.706	0.468	54.386	5	83.865
3	99	Colin MacDONALD	Honda	CBR1000	C	8	7:32.318	10.080	55.497	2	82.186
4	173	Scott ROBERTSON	BMW	S1000RR	C	8	7:35.083	12.845	55.441	6	82.269
5	88	Brian MARR	Yamaha	R6 600	PI6	8	7:39.139	16.901	56.211	2	81.142
6	72	Peter DUNCAN	Triumph	675R	S6	8	7:39.432	17.194	56.208	2	81.147
7	37	Steven PATERSON	Yamaha	R1	C	8	7:39.653	17.415	55.435	5	82.278
8	91	Lewis SHAND	Yamaha	R6 600	PI6	8	7:42.797	20.559	56.643	5	80.523
9	92	Andrew CRAIGMILE	Yamaha	YZF R6	PI6	8	7:43.359	21.121	56.813	2	80.283
10	16	Bob STORRAR	Ducati	1098R	C	8	7:46.784	24.546	56.876	4	80.194
11	93	Kyle DUNCAN	Kawasaki	ZX6R 600	S6	8	7:47.772	25.534	56.797	8	80.305
12	77	Paul MacKEY	Kawasaki	ZX6R 600	S6	8	8:02.589	40.351	59.068	4	77.218
13	17	Connor TONER	Kawasaki	ZX6R	S6	8	8:09.539	47.301	59.712	7	76.385
14	36	Graham PATTERSON	Kawasaki	ZX10R	C	8	8:20.981	58.743	59.957	3	76.073
15	73	Fraser CAMERON	Yamaha	R6 600	PI6	7	7:29.871	1 Lap	1:02.854	3	72.566
16	58	Barry STEWART	Yamaha	R6 600	PI6	7	7:31.417	1 Lap	1:02.800	4	72.629
17	74	Christine WATSON	Honda	CBR400RR	SL	7	7:58.705	1 Lap	1:06.690	4	68.392

Not classified

DNF	23	Michael HOSKISSON	Suzuki	GSXR600	S6	2	2:32.746	DNF	1:25.872	2	53.115
-----	----	-------------------	--------	---------	----	---	----------	-----	----------	---	--------

Margin of Victory	Avg. Speed	Best Lap Tm	Best Speed	Best Lap by
0.468	82.509	54.386	83.865	69 - Rodney SCOTT

Clerk of the Course

Orbits

Sig :

Time :

Chief Timekeeper : Ian Sharp (SMART Timing)

www.mylaps.com

Results available at www.smart-timing.co.uk & www.mylaps.com

Licensed to: SMART Timing

Printed: 29/04/2015 17:01:40

KMSC National Motorcycle Racing

Novice Race

Knockhill 1.267 miles

Race 11 - 1st Race

25/04/2015 16:00

Race (8 Laps) started at 15:25:02

Lap	Time of Day	Lap Tm	S1	S2	S3	S3Spd	SFSpd	Lap	Time of Day	Lap Tm	S1	S2	S3	S3Spd	SFSpd
-----	-------------	--------	----	----	----	-------	-------	-----	-------------	--------	----	----	----	-------	-------

7 15:32:32.240 1:03.525 21.595 23.865 18.065 104.529 105.515

(58) Barry STEWART

1	15:26:11.563			24.585	17.929	109.296	111.290
2	15:27:15.232	1:03.669	21.159	24.661	17.849	107.890	108.238
3	15:28:18.745	1:03.513	21.359	24.308	17.846	109.474	108.238
4	15:29:21.545	1:02.800	21.351	24.055	17.394	110.374	109.832
5	15:30:27.241	1:05.696	21.282	26.478	17.936	104.529	110.556
6	15:31:30.684	1:03.443	21.264	24.369	17.810	110.193	110.922
7	15:32:33.786	1:03.102	21.385	24.224	17.493	111.660	109.832

(74) Christine WATSON

1	15:26:15.855			26.168	19.364	95.323	91.055
2	15:27:23.679	1:07.824	22.284	25.666	19.874	94.385	90.809
3	15:28:31.532	1:07.853	22.443	25.810	19.600	94.785	90.564
4	15:29:38.222	1:06.690	22.533	25.123	19.034	94.385	89.596
5	15:30:45.133	1:06.911	22.424	25.290	19.197	94.518	90.932
6	15:31:53.419	1:08.286	22.359	26.105	19.822	94.785	90.564
7	15:33:01.074	1:07.655	22.694	25.615	19.346	94.252	91.552

(23) Michael HOSKISSON

1	15:26:09.243			24.097	17.357	115.305	112.408
2	15:27:35.115	1:25.872	20.929	29.065	35.878	56.346	24.708

Clerk of the Course

Orbits

Sig : Time :
Chief Timekeeper : Ian Sharp (SMART Timing)

Results available at www.smart-timing.co.uk & www.mylaps.com

www.mylaps.com
Licensed to: SMART Timing

Printed: 29/04/2015 17:02:16

Page 2/2


Novice Race

Knockhill 1.267 miles

Race 11 - 1st Race

25/04/2015 16:00

Race (8 Laps) started at 15:25:02



Competitors	Laps								
	1	2	3	4	5	6	7	8	
Gavin JONES (71)	1	71	71	71	71	69	69	71	71
Rodney SCOTT (69)	2	69	69	69	69	71	71	69	69
Colin MacDONALD (99)	3	99	99	99	99	99	99	99	99
Peter DUNCAN (72)	4	72	72	72	72	173	173	173	173
Andrew CRAIGMILE (92)	5	92	92	88	88	72	88	72	88
Brian MARR (88)	6	88	88	92	173	88	72	88	72
Lewis SHAND (91)	7	91	173	173	92	92	92	37	37
Kyle DUNCAN (93)	8	93	91	91	91	37	37	92	91
Scott ROBERTSON (173)	9	173	93	93	37	91	91	91	92
Paul MacKEY (77)	10	77	16	37	93	93	16	16	16
Bob STORRAR (16)	11	16	37	16	16	16	93	93	93
Michael HOSKISSON (23)	12	23	77	77	77	77	77	77	77
Connor TONER (17)	13	17	17	17	17	17	17	17	17
Steven PATERSON (37)	14	37	58	36	36	36	36	36	36
Barry STEWART (58)	15	58	36	58	58	73	73	73	
Fraser CAMERON (73)	16	73	73	73	73	58	58	58	
Graham PATTERSON (36)	17	36	74	74	74	74	74	74	
Christine WATSON (74)	18	74	23						

KMSC National Motorcycle Racing**Sorted on best lap time**

KMSC 125's

Knockhill 1.267 miles

Warm Up

26/04/2015 09:00

Practice (10:00 Time) started at 8:34:53

Pos	No.	Name	Make/Model	CC	Class Code	Laps	Best Tm	In Lap Diff	Best Speed	2nd Best
1	11	Lewis PATERSON	Aprilia	RS125	F125	6	1:09.185	6	65.926	1:09.886
2	9	Rishon HICKEY	Aprilia	125	F125	4	1:12.477	3	3.292	62.932
3	27	James McLAREN	Aprilia	RS125	F125	5	1:15.282	4	6.097	60.587
4	88	Lewis NICOL	Aprilia	Rs125	F125	6	1:16.869	5	7.684	59.336
5	21	Marc GIBSON	Aprilia	RS125	F125	2	1:19.262	2	10.077	57.544
6	15	Finlay MILNE	Aprilia	125	F125	5	1:31.167	4	21.982	50.030

Clerk of the Course

Orbits

Sig : Time :

Chief Timekeeper : Ian Sharp (SMART Timing)

Results available at www.smart-timing.co.uk & www.mylaps.comwww.mylaps.com

Licensed to: SMART Timing

Printed: 29/04/2015 16:16:08

KMSC National Motorcycle Racing

KMSC 125's

Knockhill 1.267 miles

Warm Up

26/04/2015 09:00

Practice (10:00 Time) started at 8:34:53

Lap	Time of Day	Lap Tm	S1	S2	S3	S3Spd	SFSpd	Lap	Time of Day	Lap Tm	S1	S2	S3	S3Spd	SFSpd
(11) Lewis PATERSON															
1	8:36:39.500			32.017	24.686	71.239	74.647								
2	8:37:56.979	1:17.479			21.445	80.950	79.700								
3	8:39:09.411	1:12.432	23.694	27.872	20.866	82.442	81.244								
4	8:40:19.851	1:10.440			20.497	83.675	82.442								
5	8:41:29.737	1:09.886			20.181	84.625	81.938								
6	8:42:38.922	1:09.185			20.173	84.625	81.938								
(9) Rishon HICKEY															
1	8:38:42.107				22.569		75.148								
2	8:39:57.439	1:15.332			21.604		75.064								
3	8:41:09.916	1:12.477			21.088	78.032	76.259								
4	8:42:36.464	1:26.548			33.871	68.970	15.406								
(27) James McLAREN															
1	8:37:37.687			34.537	23.255	78.123	79.417								
2	8:39:00.860	1:23.173	27.698	32.221	23.254	77.047	79.136								
3	8:40:18.443	1:17.583	25.307	29.997	22.279	79.795	79.700								
4	8:41:33.725	1:15.282			21.837	82.240	79.890								
5	8:42:52.486	1:18.761			21.649	78.123	79.890								
(88) Lewis NICOL															
1	8:36:18.207			32.371	23.740	76.345	73.102								
2	8:37:40.819	1:22.612	26.709	32.142	23.761	76.432	74.730								
3	8:39:00.511	1:19.692	26.639	30.512	22.541	77.671	74.234								
4	8:40:19.464	1:18.953			22.725	77.671	74.897								
5	8:41:36.333	1:16.869			22.426	77.135	72.159								
6	8:42:53.635	1:17.302	25.299	29.775	22.228	75.148	72.785								
(21) Marc GIBSON															
1	8:40:42.628			31.518	24.386	74.564	61.567								
2	8:42:01.890	1:19.262	26.193	30.547	22.522	75.402	72.392								
(15) Finlay MILNE															
1	8:36:42.567			43.097	28.988	70.050	52.716								
2	8:38:18.078	1:35.511	31.823	37.176	26.512	73.182	71.239								
3	8:39:53.047	1:34.969	29.956	38.626	26.387	73.583	70.491								
4	8:41:24.214	1:31.167			26.586	73.182	67.310								
5	8:43:02.281	1:38.067		36.536	31.458	70.938	21.163								

Clerk of the Course

Orbits

Sig : Time :
Chief Timekeeper : Ian Sharp (SMART Timing)

Results available at www.smart-timing.co.uk & www.mylaps.com

www.mylaps.com
Licensed to: SMART Timing

Printed: 29/04/2015 16:16:26

KMSC National Motorcycle Racing**Sorted on best lap time**

Scottish Championship Superstock 600

Knockhill 1.267 miles

Warm Up

26/04/2015 09:15

Practice (10:00 Time) started at 8:47:20

Pos	No.	Name	Make/Model	CC	Class Code	Laps	Best Tm	In Lap Diff	Best Speed	2nd Best	
1	49	Paul McCLUNG	Yamaha	R6 600	S6	8	53.225	6	85.695	53.262	
2	99	Callum GRIGOR	Kawasaki	ZX6R 600	S6	7	53.243	5	0.018	85.666	53.309
3	8	Lewis ROLLO	Kawasaki	XR	S6	9	53.786	3	0.561	84.801	53.793
4	121	Callum PATERSON	Yamaha	R6 600	S6	8	53.878	6	0.653	84.656	53.935
5	30	Liam SHELLCOCK	Triumph	675R	S6	6	54.042	4	0.817	84.399	55.646
6	19	Kristopher DUNCAN	Kawasaki	ZX6R	S6	5	54.532	3	1.307	83.641	54.548
7	45	Ewan GRAY	Kawasaki	ZX6R 600	S6	4	56.328	2	3.103	80.974	56.537
8	2	Angus MEARNES	Yamaha	R6 600	S6	8	58.428	6	5.203	78.063	59.562
9	72	Peter DUNCAN	Triumph	675R	S6	8	58.793	8	5.568	77.579	58.888
10	93	Kyle DUNCAN	Kawasaki	ZX6R 600	S6	8	59.421	6	6.196	76.759	1:00.574
11	77	Paul MacKEY	Kawasaki	ZX6R 600	S6	7	1:00.708	6	7.483	75.132	1:01.171
12	23	Michael HOSKISSON	Suzuki	GSXR600	S6	7	1:02.496	5	9.271	72.982	1:02.985

Clerk of the Course

Orbits

Sig : Time :

Chief Timekeeper : Ian Sharp (SMART Timing)

Results available at www.smart-timing.co.uk & www.mylaps.comwww.mylaps.com

Licensed to: SMART Timing

Printed: 29/04/2015 16:59:29

KMSC National Motorcycle Racing

Sorted on best lap time

KMSC Cupar Motorcycles Pre Injection 600

Knockhill 1.267 miles

Warm Up

26/04/2015 09:30

Practice (10:00 Time) started at 8:57:22

Pos	No.	Name	Make/Model	CC	Class Code	Laps	Best Tm	In Lap Diff	Best Speed	2nd Best
1	11	Patrick FORMAN	Yamaha	R6 600	PI6	8	56.403	7	80.866	56.515
2	48	David McCAFFERTY	Yamaha	R6 600	PI6	8	57.145	5	0.742 79.816	57.185
3	88	Brian MARR	Yamaha	R6 600	PI6	8	57.310	7	0.907 79.586	57.443
4	91	Lewis SHAND	Yamaha	R6 600	PI6	8	57.360	6	0.957 79.517	57.908
5	84	Kyle HARPER	Yamaha	R6 600	PI6	5	58.610	5	2.207 77.821	58.947
6	21	Michael BURKE	Yamaha	R6 600	PI6	6	58.636	5	2.233 77.787	58.905
7	3	Richard BRIGHT	Yamaha	R6 600	PI6	8	58.677	8	2.274 77.732	58.774
8	92	Andrew CRAIGMILE	Yamaha	YZF R6	PI6	6	59.156	2	2.753 77.103	59.273
9	64	Andrew CUTHBERT	Kawasaki	ZXR 600	PI6	8	59.410	8	3.007 76.773	59.420
10	8	Lloyd MacDONALD	Yamaha	R6 600	PI6	8	1:01.606	6	5.203 74.036	1:02.018
11	72	Douglas SHEARER	Yamaha	R6 600	PI6	6	1:02.155	4	5.752 73.383	1:02.658
12	6	James WILKEN	Yamaha	R6 600	PI6	5	1:02.491	3	6.088 72.988	1:02.701
13	58	Barry STEWART	Yamaha	R6 600	PI6	8	1:03.744	7	7.341 71.553	1:04.485
14	73	Fraser CAMERON	Yamaha	R6 600	PI6	5	1:10.648	4	14.245 64.561	1:12.280
15	45	Gerry SULLIVAN	Kawasaki	ZX6R 600	PI6	3	1:19.206	2	22.803 57.585	1:35.353
16	81	Stewart MARR	Yamaha	R6 600	PI6	2	2:02.551	2	:06.148 37.218	
17	119	Allan HARROW	Yamaha	R6 600	PI6	1		0	-	
18	75	Harry PULLAR	Yamaha	R6 600	PI6	1		0	-	

Clerk of the Course

Orbits

Sig : Time :

Chief Timekeeper : Ian Sharp (SMART Timing)

Results available at www.smart-timing.co.uk & www.mylaps.comwww.mylaps.com

Licensed to: SMART Timing

Printed: 29/04/2015 16:29:13

KMSC National Motorcycle Racing**Sorted on best lap time**

Scottish Championship Lightweights

Knockhill 1.267 miles

Warm Up

26/04/2015 09:45

Practice (10:00 Time) started at 9:10:15

Pos	No.	Name	Make/Model	CC	Class Code	Laps	Best Tm	In Lap Diff	Best Speed	2nd Best
1	33	Adrian CLARK	Kawasaki	ER6	SL	8	56.682	7	80.468	57.517
2	13	Andrew BARTON	Suzuki	SV650	SL	8	58.489	7	1.807 77.982	59.213
3	70	John ANDRUCCI	Suzuki	GSXR110C	PCS	8	58.696	7	2.014 77.707	59.558
4	21	Grant REID	Kawasaki	ER6	SL	8	59.319	5	2.637 76.891	59.782
5	15	Keith DICKIE	Kawasaki	ER6	SL	5	59.524	4	2.842 76.626	1:00.299
6	44	Derek ADAMS	Weslake	900	CS	7	1:02.487	5	5.805 72.993	1:02.958
7	31	Torquil PATERSON	Kawasaki	ER6	SL	5	1:02.824	4	6.142 72.601	1:03.620
8	56	Phil WALTERS	Suzuki	SV650	SL	7	1:03.077	4	6.395 72.310	1:03.816
9	234	Al CAMERON	Kawasaki	ER6	SL	6	1:03.631	5	6.949 71.680	1:03.639
10	25	Jim PURVIS	Yamaha	FZR400	SL	7	1:04.000	6	7.318 71.267	1:04.974
11	66	Kevin WATRET	Kawasaki	ER6	SL	5	1:04.930	4	8.248 70.246	1:07.960
12	32	Craig REID	Kawasaki	ZXR400	SL	7	1:05.102	4	8.420 70.061	1:05.782
13	10	Marc McEWAN	Suzuki	SV650	SL	7	1:05.195	6	8.513 69.961	1:06.560
14	27	John EASTON	Suzuki	SV650	SL	6	1:05.693	4	9.011 69.430	1:05.939
15	79	Ashley ROBSON	Kawasaki	ZXR400	SL	5	1:06.638	4	9.956 68.446	1:08.752
16	74	Christine WATSON	Honda	CBR400RF	SL	7	1:07.405	6	10.723 67.667	1:08.196
17	118	Rod WALKER	Kawasaki	ZXR400	SL	6	1:07.517	4	10.835 67.555	1:08.876
18	54	Ryan GIBSON	Kawasaki	ZXR400	SL	7	1:09.753	5	13.071 65.389	1:09.818
19	12	Dan JAMES	Suzuki	SV650	SL	3	1:16.407	2	19.725 59.695	1:56.985
20	16	Gerry KEIRNAN	Suzuki	SV650	SL	6	1:20.603	5	23.921 56.587	1:22.968

Clerk of the Course

Orbits

Sig : Time :

Chief Timekeeper : Ian Sharp (SMART Timing)

Results available at www.smart-timing.co.uk & www.mylaps.comwww.mylaps.com

Licensed to: SMART Timing

Printed: 29/04/2015 16:40:56

KMSC National Motorcycle Racing

Scottish Championship Lightweights

Knockhill 1.267 miles

Warm Up

26/04/2015 09:45

Practice (10:00 Time) started at 9:10:15

Lap	Time of Day	Lap Tm	S1	S2	S3	S3Spd	SFSpd	Lap	Time of Day	Lap Tm	S1	S2	S3	S3Spd	SFSpd
1	9:11:34.522			28.998	22.760	99.125	95.188								
2	9:12:48.648	1:14.126	26.016	27.378	20.732	101.218	98.833								
3	9:14:00.042	1:11.394	24.677	26.279	20.438	96.143	98.398								
4	9:15:11.397	1:11.355	24.049	26.266	21.040	95.595	94.120								
5	9:16:21.150	1:09.753	23.922	25.527	20.304	99.125	95.868								
6	9:17:30.968	1:09.818	23.953	26.490	19.375	98.688	97.682								
7	9:18:49.126	1:18.158	24.830	28.361	24.967	101.066	26.122								

(12) Dan JAMES

1	9:11:39.662			28.183	20.204	99.419	99.125
2	9:12:56.069	1:16.407	23.047	27.388	25.972	104.043	51.463
3	9:14:53.054	1:56.985	1:09.751	25.227	22.007	101.987	46.700

(16) Gerry KEIRNAN

1	9:12:01.721			36.318	24.630	72.236	75.828
2	9:13:26.581	1:24.860	28.832	32.217	23.811	81.146	71.696
3	9:14:53.231	1:26.650	28.766	34.235	23.649	83.054	85.379
4	9:16:16.869	1:23.638	28.544	32.704	22.390	84.946	78.580
5	9:17:37.472	1:20.603	27.384	30.893	22.326	81.639	79.795
6	9:19:00.440	1:22.968	27.941	33.455	21.572	83.571	93.335

Clerk of the Course

Orbits

Sig : Time :
Chief Timekeeper : Ian Sharp (SMART Timing)

Results available at www.smart-timing.co.uk & www.mylaps.com

www.mylaps.com

Licensed to: SMART Timing

Printed: 29/04/2015 16:41:13

Page 2/2

KMSC National Motorcycle Racing**Sorted on best lap time**

Scottish Championship Superbikes & Shirlaws KMSC Clubman

Knockhill 1.267 miles

Warm Up

26/04/2015 10:00

Practice (10:00 Time) started at 9:20:37

Pos	No.	Name	Make/Model	CC	Class Code	Laps	Best Tm	In Lap Diff	Best Speed	2nd Best	
1	44	Niall CAMPBELL	Yamaha	R6 EVO	SB	9	51.604	8	88.386	51.939	
2	179	Andrew TASKER	Kawasaki	ZX10R	SB	5	51.977	4	0.373	87.752	53.470
3	72	Sean GILFILLAN	Kawasaki	ZX10R	SB	9	52.148	8	0.544	87.464	52.445
4	34	John DEAN	Suzuki	GSXR 750	SB	9	52.343	6	0.739	87.139	52.638
5	155	Scott SHAND	Honda	CBR 1000RR	SB	9	52.797	7	1.193	86.389	52.845
6	79	Bruce BIRNIE	BMW	S1000RR	SB	8	53.105	4	1.501	85.888	53.190
7	55	Donald MacFADYEN	BMW	S1000RR	SB	5	53.477	4	1.873	85.291	53.828
8	7	James LAING	Kawasaki	ER6	SB	9	53.794	9	2.190	84.788	53.798
9	119	Kristopher DUNCAN	Kawasaki	ZX6R 600	C	4	54.124	4	2.520	84.271	54.208
10	12	Neil BROWN	Honda	CBR1000	SB	9	54.237	8	2.633	84.096	54.329
11	11	Richard HUGHES	BMW	S1000RR	C	9	54.346	7	2.742	83.927	54.872
12	63	Kenny PATERSON	BMW	S1000RR	C	8	54.920	7	3.316	83.050	56.174
13	71	Gavin JONES	Honda	CBR1000RR	C	8	55.267	7	3.663	82.528	55.465
14	67	Des BURNS	Kawasaki	ZX10R	C	8	55.356	7	3.752	82.396	55.657
15	20	Mark HERITAGE	Yamaha	R6	SB	6	55.580	4	3.976	82.064	55.679
16	73	Scott ROBERTSON	BMW	S1000RR	C	8	56.338	7	4.734	80.959	56.610
17	37	Steven PATERSON	Yamaha	R1	C	9	56.875	8	5.271	80.195	56.898
18	68	Robert WILSON	Yamaha	R6	SB	7	56.981	5	5.377	80.046	57.090
19	33	Graeme BODEL	Ducati	1098	C	9	57.122	5	5.518	79.848	57.252
20	99	Colin MacDONALD	Honda	CBR1000	C	6	58.382	5	6.778	78.125	59.233
21	16	Bob STORRAR	Ducati	1098R	C	8	58.951	8	7.347	77.371	59.280
22	61	Frank DIGNAN	Suzuki	GSXR1000	SB	5	59.597	4	7.993	76.532	1:00.578
23	69	Rodney SCOTT	BMW	S1000RR	C	5	1:00.454	3	8.850	75.447	1:01.276

Clerk of the Course

Orbits

Sig : Time :

Chief Timekeeper : Ian Sharp (SMART Timing)

Results available at www.smart-timing.co.uk & www.mylaps.comwww.mylaps.com

Licensed to: SMART Timing

Printed: 29/04/2015 16:50:31

KMSC National Motorcycle Racing

Scottish Championship Superbikes & Shirlaws KMSC Clubman

Knockhill 1.267 miles

Warm Up

26/04/2015 10:00

Practice (10:00 Time) started at 9:20:37

Lap	Time of Day	Lap Tm	S1	S2	S3	S3Spd	SFSpd
2	9:22:51.587	1:01.014	19.970	23.630	17.414	117.321	123.587
3	9:23:51.333	59.746	19.216	23.281	17.249	119.409	125.670
4	9:24:50.792	59.459	19.339	23.284	16.836	120.697	120.915
5	9:25:50.087	59.295	19.331	23.547	16.417	121.792	124.273
6	9:26:46.697	56.610	18.656	22.033	15.921	122.459	124.044
7	9:27:43.035	56.338	18.496	21.638	16.204	119.835	122.908
8	9:28:43.956	1:00.921	18.563	21.701	20.657	119.621	37.807

(37) Steven PATERSON

1	9:21:45.828			23.979	16.876	114.129	120.915
2	9:22:44.642	58.814	19.441	22.232	17.141	119.621	119.835
3	9:23:42.503	57.861	19.470	22.409	15.982	116.709	122.014
4	9:24:39.499	56.996	18.895	21.805	16.296	122.459	121.572
5	9:25:37.029	57.530	19.319	22.040	16.171	113.935	120.049
6	9:26:35.823	58.794	19.469	22.236	17.089	111.290	119.835
7	9:27:32.721	56.898	19.036	21.825	16.037	119.835	120.697
8	9:28:29.596	56.875	18.872	21.760	16.243	120.697	120.049
9	9:29:28.192	58.596	18.918	21.926	17.752	118.775	78.950

(68) Robert WILSON

1	9:21:48.561			25.628	18.588	110.012	111.474
2	9:22:48.449	59.888	19.658	23.285	16.945	116.709	121.133
3	9:23:46.120	57.671	18.905	22.133	16.633	119.835	121.572
4	9:24:44.406	58.286	19.375	22.386	16.525	118.147	122.908
5	9:25:41.387	56.981	18.538	21.893	16.550	120.049	122.014
6	9:26:38.477	57.090	18.591	21.862	16.637	118.356	121.792
7	9:27:44.600	1:06.123	18.652	21.971	25.500	118.147	25.840

(33) Graeme BODEL

1	9:21:41.086			24.197	16.803	123.133	122.908
2	9:22:39.735	58.649	19.733	22.402	16.514	124.273	124.273
3	9:23:37.568	57.833	19.312	22.366	16.155	127.098	122.459
4	9:24:34.880	57.312	19.149	21.746	16.417	126.857	122.014
5	9:25:32.002	57.122	19.279	21.788	16.055	126.142	122.459
6	9:26:29.254	57.252	18.937	21.950	16.365	125.905	116.912
7	9:27:27.458	58.204	19.810	21.991	16.403	126.857	122.459
8	9:28:25.213	57.755	19.069	22.123	16.563	125.435	119.196
9	9:29:22.617	57.404	19.026	21.916	16.462	124.735	121.352

(99) Colin MacDONALD

1	9:21:54.968			24.434	18.064	116.709	118.775
2	9:22:55.528	1:00.560	19.574	23.040	17.946	114.323	110.922
3	9:23:55.112	59.584	19.389	22.675	17.520	120.049	123.133
4	9:24:54.345	59.233	19.239	22.325	17.669	120.915	112.408
5	9:25:52.727	58.382	18.808	22.426	17.148	118.565	117.526
6	9:26:54.088	1:01.361	18.985	22.502	19.874	114.323	38.835

(16) Bob STORRAR

1	9:21:51.622			25.036	18.328	111.660	121.133
2	9:22:53.506	1:01.884	21.303	23.241	17.340	115.305	120.265
3	9:23:54.752	1:01.246	20.503	22.880	17.863	120.480	119.196
4	9:24:54.774	1:00.022	20.675	22.385	16.962	116.506	121.792
5	9:25:54.054	59.280	19.819	22.493	16.968	117.116	121.133
6	9:26:53.529	59.475	20.398	22.452	16.625	119.409	122.236
7	9:27:52.968	59.439	20.138	22.340	16.961	113.549	122.459
8	9:28:51.919	58.951	20.066	22.288	16.597	119.409	122.236

(61) Frank DIGNAN

1	9:21:48.894			24.654	17.580	112.408	119.835
2	9:22:49.997	1:01.103	20.192	23.800	17.111	120.265	117.116
3	9:23:50.575	1:00.578	20.211	23.510	16.857	120.697	118.565
4	9:24:50.172	59.597	19.754	23.111	16.732	121.352	119.621
5	9:25:55.692	1:05.520	19.708	23.447	22.365	121.572	29.459

(69) Rodney SCOTT

1	9:22:03.628			27.101	19.605	104.043	118.356
2	9:23:11.331	1:07.703	22.117	27.020	18.566	112.786	120.265
3	9:24:11.785	1:00.454	20.394	22.842	17.218	121.792	119.621
4	9:25:13.061	1:01.276	20.465	23.272	17.539	118.147	121.792
5	9:26:21.413	1:08.352	19.982	23.683	24.687	91.427	25.162

Clerk of the Course

Orbits

Sig :

Time :

Chief Timekeeper : Ian Sharp (SMART Timing)

www.mylaps.com

Results available at www.smart-timing.co.uk & www.mylaps.com

Licensed to: SMART Timing

Printed: 29/04/2015 16:50:46

Page 2/2

KMSC National Motorcycle Racing**Sorted on Laps**

KMSC 125's

Knockhill 1.267 miles

Race 12 - 3rd Race

26/04/2015 10:30

Race (10 Laps) started at 9:38:17

Pos	No.	Name	Make/Model	CC	Class Code	Laps	Total Tm	Diff	Best Tm	In Lap	Best Speed
1	11	Lewis PATERSON	Aprilia	RS125	F125	7	7:57.589		1:06.636	7	68.448
2	27	James McLAREN	Aprilia	RS125	F125	7	8:28.567	30.978	1:10.997	6	64.243
3	88	Lewis NICOL	Aprilia	RS125	F125	7	8:45.443	47.854	1:13.096	7	62.399
4	21	Marc GIBSON	Aprilia	RS125	F125	7	8:46.954	49.365	1:12.846	5	62.613
5	15	Finlay MILNE	Aprilia	125	F125	6	8:27.231	1 Lap	1:22.401	3	55.352

Not classified

DNF	9	Rishon HICKEY	Aprilia	125	F125	7	8:26.220	DNF	1:09.646	6	65.490
DNF	7	Josh HODGE	Be-On Pre Moto 3	125	F125			DNF		0	-
DNS	47	Joel BAVIDGE	Aprilia	RS125	F125			DNS		0	-

Announcements

RED FLAG after Leader completed 8 Laps - Results declared at 7 Laps.
 Bike No.9 not classified - Not running at the time of the Red Flag.

Margin of Victory	Avg. Speed	Best Lap Tm	Best Speed	Best Lap by
30.978	66.852	1:06.636	68.448	11 - Lewis PATERSON

Clerk of the Course

Orbits

Sig : Time :

Chief Timekeeper : Ian Sharp (SMART Timing)

www.mylaps.com

Results available at www.smart-timing.co.uk & www.mylaps.com

Licensed to: SMART Timing

Printed: 29/04/2015 16:16:51

KMSC National Motorcycle Racing

KMSC 125's

Knockhill 1.267 miles

Race 12 - 3rd Race

26/04/2015 10:30

Race (10 Laps) started at 9:38:17

Lap	Time of Day	Lap Tm	S1	S2	S3	S3Spd	SFSpd	Lap	Time of Day	Lap Tm	S1	S2	S3	S3Spd	SFSpd
(11) Lewis PATERSON															
1	9:39:29.962			26.459	20.005	84.095	82.341								
2	9:40:38.065	1:08.103	21.860	26.242	20.001	84.306	82.240								
3	9:41:45.732	1:07.667	21.792	26.008	19.867	85.162	81.739								
4	9:42:53.243	1:07.511	21.733	25.930	19.848	84.306	82.039								
5	9:44:00.756	1:07.513	21.775	25.907	19.831	84.518	82.240								
6	9:45:08.624	1:07.868	22.235	25.915	19.718	84.625	81.739								
7	9:46:15.260	1:06.636	21.624	25.442	19.570	85.487	82.240								
(27) James McLAREN															
1	9:39:32.580			27.816	20.796	81.048	80.368								
2	9:40:45.380	1:12.800	23.843	28.063	20.894	81.146	80.081								
3	9:41:57.824	1:12.444	23.561	27.652	21.231	80.561	79.890								
4	9:43:10.502	1:12.678	23.549	28.380	20.749	80.658	80.658								
5	9:44:21.790	1:11.288	23.246	27.568	20.474	81.839	80.272								
6	9:45:32.787	1:10.997	22.947	27.306	20.744	81.739	80.950								
7	9:46:46.238	1:13.451	23.177	26.886	23.388	81.839	72.236								
(88) Lewis NICOL															
1	9:39:37.714			28.964	22.216	75.487	74.730								
2	9:40:52.275	1:14.561	23.895	28.765	21.901	75.148	73.502								
3	9:42:08.350	1:16.075	25.343	28.766	21.966	75.402	72.314								
4	9:43:22.651	1:14.301	24.388	28.251	21.662	76.172	73.102								
5	9:44:36.261	1:13.610	23.962	28.151	21.497	76.519	73.422								
6	9:45:50.018	1:13.757	24.021	28.409	21.327	76.782	73.989								
7	9:47:03.114	1:13.096	23.644	28.033	21.419	76.519	73.745								
(21) Marc GIBSON															
1	9:39:39.792			29.995	22.367	76.345	72.236								
2	9:40:55.375	1:15.583	23.757	29.395	22.431	76.000	72.706								
3	9:42:10.537	1:15.162	23.784	29.303	22.075	76.519	72.236								
4	9:43:24.405	1:13.868	23.330	28.786	21.752	74.897	73.907								
5	9:44:37.251	1:12.846	23.080	28.805	20.961	76.958	74.981								
6	9:45:50.827	1:13.576	23.364	28.769	21.443	78.214	73.502								
7	9:47:04.625	1:13.798	23.503	28.508	21.787	74.981	70.938								
(15) Finlay MILNE															
1	9:39:47.195			32.172	23.427	73.907	72.470								
2	9:41:10.955	1:23.760	26.924	32.705	24.131	74.234	72.549								
3	9:42:33.356	1:22.401	26.638	31.803	23.960	74.730	71.315								
4	9:43:57.198	1:23.842	27.089	33.450	23.303	71.239	72.159								
5	9:45:20.200	1:23.002	26.873	31.746	24.383	74.897	70.863								
6	9:46:44.902	1:24.702	27.337	32.621	24.744	73.502	65.090								
(9) Rishon HICKEY															
1	9:39:36.732			20.846	79.417	75.233									
2	9:40:48.390	1:11.658		21.143	77.491	75.402									
3	9:41:59.024	1:10.634		20.763	79.136	75.317									
4	9:43:10.512	1:11.488		20.931	78.488	73.422									
5	9:44:23.208	1:12.696		21.641	80.465	74.647									
6	9:45:32.854	1:09.646		20.642	78.672	75.657									
7	9:46:43.891	1:11.037		22.002	79.043	74.647									

Clerk of the Course

Orbits

Sig : Time :

Chief Timekeeper : Ian Sharp (SMART Timing)

Results available at www.smart-timing.co.uk & www.mylaps.com

www.mylaps.com

Licensed to: SMART Timing

Printed: 29/04/2015 16:17:14


KMSC 125's

Knockhill 1.267 miles

Race 12 - 3rd Race

26/04/2015 10:30

Race (10 Laps) started at 9:38:17



Competitors	Laps						
	1	2	3	4	5	6	7
Lewis PATERSON (11)	11	11	11	11	11	11	11
James McLAREN (27)	27	27	27	27	27	27	9
Rishon HICKEY (9)	9	9	9	9	9	9	27
Lewis NICOL (88)	88	88	88	88	88	88	88
Marc GIBSON (21)	21	21	21	21	21	21	21
Finlay MILNE (15)	15	15	15	15	15	15	
-	7						
-	8						

KMSC National Motorcycle Racing

KMSC 125's

Knockhill 1.267 miles

Race 17 - 4th Race

26/04/2015 13:00

Race (10 Laps) started at 12:01:03

POLE POSITION

1
1
11 Lewis PATERSON

2
27 James McLAREN

3
88 Lewis NICOL

2
4
21 Marc GIBSON

5
15 Finlay MILNE

6
9 Rishon HICKEY

3
7
7 Josh HODGE

8
47 Joel BAVIDGE

Clerk of the Course

Orbits

Sig : Time :

Chief Timekeeper : Ian Sharp (SMART Timing)

Results available at www.smart-timing.co.uk & www.mylaps.com

www.mylaps.com

Licensed to: SMART Timing

Printed: 29/04/2015 16:18:03

KMSC National Motorcycle Racing

Sorted on Laps

KMSC Superstock 600

Knockhill 1.267 miles

Race 131 - 2nd Race - AMENDED RESULT

26/04/2015 10:45

Race (10 Laps) started at 10:01:52

Pos	No.	Name	Make/Model	CC	Class Code	Laps	Total Tm	Diff	Best Tm	In Lap	Best Speed
1	8	Lewis ROLLO	Kawasaki	XR	S6	10	8:47.751		52.135	7	87.486
2	30	Liam SHELLCOCK	Triumph	675R	S6	10	8:47.831	0.080	52.091	7	87.560
3	49	Paul McCLUNG	Yamaha	R6 600	S6	10	8:49.093	1.342	52.179	7	87.412
4	99	Callum GRIGOR	Kawasaki	ZX6R 600	S6	10	8:53.486	5.735	52.446	5	86.967
5	19	Kristopher DUNCAN	Kawasaki	ZX6R	S6	10	8:56.328	8.577	52.498	7	86.881
6	45	Ewan GRAY	Kawasaki	ZX6R 600	S6	10	9:03.625	15.874	53.733	8	84.884
7	7	Jodie CHALK	Triumph	675	S6	10	9:10.654	22.903	54.463	6	83.747
8	2	Angus MEARNES	Yamaha	R6 600	S6	10	9:12.402	24.651	54.121	5	84.276
9	72	Peter DUNCAN	Triumph	675R	S6	10	9:35.723	47.972	56.232	7	81.112
10	93	Kyle DUNCAN	Kawasaki	ZX6R 600	S6	10	9:42.871	55.120	56.767	6	80.348
11	21	David JACKSON	Suzuki	GSXR600	S6	9	8:57.430	1 Lap	58.800	6	77.570
12	77	Paul MacKEY	Kawasaki	ZX6R 600	S6	9	9:00.430	1 Lap	58.967	6	77.350
13	23	Michael HOSKISSON	Suzuki	GSXR600	S6	9	9:00.751	1 Lap	58.738	6	77.651
14	63	Chris EASTWOOD	Suzuki	GSXR600	S6	9	9:03.636	1 Lap	58.424	6	78.069

Not classified

DNF	121	Callum PATERSON	Yamaha	R6 600	S6	2	1:51.053	DNF	53.265	2	85.630
DNS	31	Allan BRODIE	Yamaha	R6 600	S6			DNS		0	-
DNS	26	Mike SWANSON	Yamaha	R6 600	S6			DNS		0	-
DNS	17	Connor TONER	Kawasaki	ZX6R	S6			DNS		0	-

Margin of Victory	Avg. Speed	Best Lap Tm	Best Speed	Best Lap by
0.080	86.425	52.091	87.560	30 - Liam SHELLCOCK

Clerk of the Course

Orbits

Sig : Time :
Chief Timekeeper : Ian Sharp (SMART Timing)

www.mylaps.com

Results available at www.smart-timing.co.uk & www.mylaps.com

Licensed to: SMART Timing

Printed: 29/04/2015 16:54:13

KMSC National Motorcycle Racing

KMSC Superstock 600

Knockhill 1.267 miles

Race 131 - 2nd Race - AMENDED RESULT

26/04/2015 10:45

Race (10 Laps) started at 10:01:52

Lap	Time of Day	Lap Tm	S1	S2	S3	S3Spd	SFSpd
(8) Lewis ROLLO							
1	10:02:48.033			20.239	15.063	127.098	122.014
2	10:03:40.424	52.391	17.414	20.099	14.878	126.618	122.683
3	10:04:33.050	52.626	17.488	20.163	14.975	127.098	122.459
4	10:05:25.309	52.259	17.346	20.050	14.863	127.581	122.683
5	10:06:17.551	52.242	17.354	20.055	14.833	127.339	123.133
6	10:07:09.849	52.298	17.348	20.038	14.912	127.581	122.236
7	10:08:01.984	52.135	17.310	19.951	14.874	126.618	122.014
8	10:08:54.629	52.645	17.520	20.220	14.905	127.339	122.683
9	10:09:47.788	53.159	17.881	20.348	14.930	126.857	121.133
10	10:10:40.277	52.489	17.275	20.141	15.073	126.142	122.459
(30) Liam SHELLCOCK							
1	10:02:48.651			20.245	15.280	130.560	123.587
2	10:03:41.039	52.388	17.432	19.914	15.042	127.824	123.133
3	10:04:33.172	52.133	17.374	19.867	14.892	128.068	122.683
4	10:05:25.498	52.326	17.372	20.078	14.876	129.053	123.587
5	10:06:17.712	52.214	17.330	19.971	14.913	127.339	123.360
6	10:07:10.150	52.438	17.325	20.160	14.953	128.805	123.133
7	10:08:02.241	52.091	17.265	19.875	14.951	129.302	122.908
8	10:08:54.834	52.593	17.489	20.131	14.973	128.313	123.360
9	10:09:48.255	53.421	17.827	20.618	14.976	123.815	122.459
10	10:10:40.357	52.102	17.258	19.821	15.023	126.142	121.572
(49) Paul McClUNG							
1	10:02:48.405			20.293	15.169	126.380	120.480
2	10:03:40.872	52.467	17.417	20.030	15.020	124.968	120.480
3	10:04:33.528	52.656	17.323	20.140	15.193	129.053	121.133
4	10:05:26.074	52.546	17.202	20.057	15.287	126.857	120.049
5	10:06:18.326	52.252	17.173	19.986	15.093	126.857	118.985
6	10:07:10.514	52.188	17.206	19.886	15.096	127.098	120.049
7	10:08:02.693	52.179	17.163	19.848	15.168	128.068	119.835
8	10:08:55.704	53.011	17.240	20.698	15.073	125.670	120.480
9	10:09:49.131	53.427	17.786	20.469	15.172	125.201	120.697
10	10:10:41.619	52.488	17.127	20.010	15.351	125.201	118.356
(99) Callum GRIGOR							
1	10:02:49.392			20.330	15.839	128.068	120.480
2	10:03:42.394	53.002	17.496	19.929	15.577	125.201	117.733
3	10:04:35.323	52.929	17.610	20.124	15.195	123.815	118.985
4	10:05:27.992	52.669	17.430	19.906	15.333	124.044	119.621
5	10:06:20.438	52.446	17.297	20.032	15.117	125.201	118.985
6	10:07:12.996	52.558	17.425	20.003	15.130	124.044	119.409
7	10:08:05.806	52.810	17.297	20.151	15.362	123.360	117.733
8	10:08:58.912	53.106	17.504	20.307	15.295	124.504	117.940
9	10:09:52.480	53.568	17.543	20.880	15.145	124.504	115.703
10	10:10:46.012	53.532	17.571	20.564	15.397	122.014	115.504
(19) Kristopher DUNCAN							
1	10:02:49.606			20.532	15.523	129.053	123.815
2	10:03:42.762	53.156	17.820	20.184	15.152	126.857	123.133
3	10:04:36.116	53.354	17.824	20.457	15.073	128.068	124.273
4	10:05:29.194	53.078	17.653	20.343	15.082	127.824	123.587
5	10:06:21.971	52.777	17.576	20.172	15.029	128.559	124.504
6	10:07:14.719	52.748	17.469	20.072	15.207	128.559	123.587
7	10:08:07.217	52.498	17.539	20.084	14.875	128.313	124.273
8	10:09:00.115	52.898	17.626	20.195	15.077	128.068	122.908
9	10:09:54.864	54.749	18.311	21.272	15.166	128.313	122.908
10	10:10:48.854	53.990	18.159	20.530	15.301	127.824	123.587
(45) Ewan GRAY							
1	10:02:50.903			21.256	15.415	124.504	116.304
2	10:03:45.096	54.193	18.077	20.715	15.401	122.459	116.506
3	10:04:38.942	53.846	17.883	20.570	15.393	122.014	116.304
4	10:05:33.088	54.146	17.893	20.934	15.319	121.792	117.321
5	10:06:26.880	53.792	17.804	20.747	15.241	121.352	115.703
6	10:07:20.621	53.741	17.933	20.590	15.218	121.133	115.504
7	10:08:14.364	53.743	17.808	20.800	15.135	120.915	116.304
8	10:09:08.097	53.733	17.804	20.792	15.137	121.133	115.903
9	10:10:01.995	53.898	17.820	20.787	15.291	121.133	116.506
10	10:10:56.151	54.156	17.934	20.792	15.430	121.792	115.504
(7) Jodie CHALK							

Lap	Time of Day	Lap Tm	S1	S2	S3	S3Spd	SFSpd
1	10:02:50.976			21.293	15.558	124.504	121.792
2	10:03:46.442	55.466	18.482	20.943	16.041	124.968	116.912
3	10:04:41.652	55.210	18.202	20.803	16.205	126.380	116.912
4	10:05:36.492	54.840	18.414	20.886	15.540	124.735	121.572
5	10:06:31.467	54.975	18.261	21.148	15.566	124.504	121.133
6	10:07:25.930	54.463	18.034	21.010	15.419	123.587	122.459
7	10:08:20.565	54.635	18.243	20.999	15.393	124.044	120.480
8	10:09:15.180	54.615	18.171	20.967	15.477	123.587	120.480
(2) Angus MEARNS							
1	10:02:51.581			21.416	15.607	124.504	121.572
2	10:03:46.258	54.677	18.356	20.845	15.476	126.142	121.352
3	10:04:40.511	54.253	17.860	20.815	15.578	124.504	121.133
4	10:05:35.148	54.637	18.172	21.077	15.388	123.133	122.683
5	10:06:29.269	54.121	17.883	20.814	15.424	124.504	121.572
6	10:07:23.711	54.442	17.892	21.024	15.526	122.908	122.459
7	10:08:18.729	55.018	17.953	21.440	15.625	123.133	119.621
8	10:09:13.898	55.169	18.019	21.510	15.640	121.133	120.697
9	10:10:09.493	55.595	18.244	21.412	15.939	122.014	121.352
10	10:11:04.928	55.435	18.310	21.394	15.731	120.697	115.703
(72) Peter DUNCAN							
1	10:02:54.715			22.278	16.107	118.985	113.742
2	10:03:51.500	56.785	19.271	21.643	15.871	120.915	115.107
3	10:04:49.026	57.526	19.211	21.620	16.695	122.014	115.504
4	10:05:46.227	57.201	19.103	21.931	16.167	119.621	114.323
5	10:06:44.363	58.136	19.220	22.299	16.617	119.409	112.597
6	10:07:40.924	56.561	18.966	21.581	16.014	119.835	115.703
7	10:08:37.156	56.232	18.919	21.460	15.853	122.683	114.518
8	10:09:34.531	57.375	19.535	21.714	16.126	121.133	114.129
9	10:10:31.179	56.648	18.702	21.559	16.387	119.196	113.549
10	10:11:28.249	57.070	19.002	21.967	16.101	119.196	113.549
(93) Kyle DUNCAN							
1	10:02:54.028			22.197	16.435	116.304	111.290
2	10:03:51.206	57.178	19.183	21.732	16.263	117.116	110.556
3	10:04:48.820	57.614	19.060	21.714	16.840	117.116	108.941
4	10:05:46.772	57.952	19.611	21.874	16.467	115.107	111.290
5	10:06:43.737	56.965	19.153	21.697	16.115	116.103	110.193
6	10:07:40.504	56.767	18.964	21.752	16.051	115.107	110.374
7	10:08:37.323	56.819	18.962	21.683	16.174	116.103	111.105
8	10:09:34.212	56.889	18.925	21.724	16.240	115.903	109.296
9	10:10:32.972	58.760	19.000	21.793	17.933	119.621	78.488
10	10:11:35.397	1:02.425		23.189	17.213	110.739	109.653
(21) David JACKSON							
1	10:02:56.008			22.951	16.971	117.940	113.935
2	10:03:55.420	59.412	19.772	22.707	16.933	117.940	113.549
3	10:04:55.195	59.775	19.709	22.977	17.089	117.526	114.518
4	10:05:54.367	59.172	19.394	22.855	16.923	118.565	113.935
5	10:06:53.614	59.247	19.624	22.770	16.853	117.526	113.742
6	10:07:52.414	58.800	19.158	22.691	16.951	117.321	113.357
7	10:08:51.320	58.906	19.234	22.642	17.030	118.147	111.846
8	10:09:50.362	59.042	19.227	22.792	17.023	116.912	113.357
9	10:10:49.956	59.594	19.594	22.792	17.320	115.107	112.597
(77) Paul MacKEY							
1	10:02:57.129			23.062	17.297	112.408	109.118
2	10:03:56.368	59.239	19.473	22.928	16.838	111.105	110.012
3	10:04:56.591	1:00.223	19.692	23.125	17.406	112.786	109.296
4	10:05:55.894	59.303	19.811	22.849	16.643	116.304	112.220
5	10:06:54.892	58.998	19.422	22.659	16.917	115.504	111.474
6	10:07:53.859	58.967	19.303	22.590	17.074	116.304	112.033
7	10:08:53.459	59.600	19.622	23.044	16.934	112.976	111.660
8	10:09:53.580	1:00.121	19.964	22.729	17.428	115.107	110.374
9	10:10:52.956	59.376	19.587				

KMSC National Motorcycle Racing

KMSC Superstock 600

Knockhill 1.267 miles

Race 131 - 2nd Race - AMENDED RESULT

26/04/2015 10:45

Race (10 Laps) started at 10:01:52

Lap	Time of Day	Lap Tm	S1	S2	S3	S3Spd	SFSpd	Lap	Time of Day	Lap Tm	S1	S2	S3	S3Spd	SFSpd
7	10:08:54.432	59.095	19.690	22.536	16.869	117.116	112.597								
8	10:09:54.299	59.867	20.442	22.694	16.731	114.518	112.408								
9	10:10:53.277	58.978	20.010	22.169	16.799	117.526	113.935								

(63) Chris EASTWOOD

1	10:03:01.517			24.992	17.762	112.976	108.764								
2	10:04:02.659	1:01.142	20.678	23.396	17.068	114.518	110.193								
3	10:05:03.318	1:00.659	20.047	23.394	17.218	114.323	110.556								
4	10:06:02.600	59.282	19.815	22.852	16.615	115.703	111.290								
5	10:07:01.706	59.106	19.777	22.908	16.421	115.703	111.846								
6	10:08:00.130	58.424	19.339	22.545	16.540	115.903	112.033								
7	10:08:58.685	58.555	19.322	22.750	16.483	117.733	112.033								
8	10:09:57.203	58.518	19.520	22.585	16.413	118.356	111.105								
9	10:10:56.162	58.959	19.814	22.711	16.434	117.321	110.556								

(121) Callum PATERSON

1	10:02:50.314			20.770	15.549	123.815	120.265								
2	10:03:43.579	53.265	17.699	20.298	15.268	123.133	119.621								

Clerk of the Course

Orbits

Sig : Time :
Chief Timekeeper : Ian Sharp (SMART Timing)

Results available at www.smart-timing.co.uk & www.mylaps.com

www.mylaps.com

Licensed to: SMART Timing


KMSC Superstock 600

Knockhill 1.267 miles

Race 131 - 2nd Race - AMENDED RESULT

26/04/2015 10:45

Race (10 Laps) started at 10:01:52



Competitors	Laps										
	1	2	3	4	5	6	7	8	9	10	
Lewis ROLLO (8)	1	8	8	8	8	8	8	8	8	8	8
Paul McCLUNG (49)	2	49	49	30	30	30	30	30	30	30	30
Liam SHELLCOCK (30)	3	30	30	49	49	49	49	49	49	49	49
Callum GRIGOR (99)	4	99	99	99	99	99	99	99	99	99	99
Kristopher DUNCAN (19)	5	19	19	19	19	19	19	19	19	19	19
Callum PATERSON (121)	6	121	121	45	45	45	45	45	45	45	45
Ewan GRAY (45)	7	45	45	2	2	2	2	2	2	2	2
Jodie CHALK (7)	8	7	2	7	7	7	7	7	7	72	72
Angus MEARNES (2)	9	2	7	93	72	93	93	72	93	93	93
Kyle DUNCAN (93)	10	93	93	72	93	72	72	93	72	21	
Peter DUNCAN (72)	11	72	72	21	21	21	21	21	21	77	
David JACKSON (21)	12	21	21	77	77	77	77	77	77	23	
Paul MacKEY (77)	13	77	77	23	23	23	23	23	23	63	
Michael HOSKISSON (23)	14	23	23	63	63	63	63	63	63		
Chris EASTWOOD (63)	15	63	63								
-	16										
-	17										
-	18										

KMSC National Motorcycle Racing

Sorted on Laps

KMSC Cupar Motorcycles Pre Injection 600

Knockhill 1.267 miles

Race 14 - 3rd Race

26/04/2015 11:00

Race (10 Laps) started at 10:17:27

Pos	No.	Name	Make/Model	CC	Class Code	Laps	Total Tm	Diff	Best Tm	In Lap	Best Speed
1	21	Michael BURKE	Yamaha	R6 600	PI6	10	9:10.140		54.039	10	84.404
2	84	Kyle HARPER	Yamaha	R6 600	PI6	10	9:12.101	1.961	54.288	4	84.017
3	11	Patrick FORMAN	Yamaha	R6 600	PI6	10	9:14.857	4.717	54.568	5	83.585
4	86	Russell WILL	Yamaha	R6 600	PI6	10	9:17.780	7.640	54.589	8	83.553
5	48	David McCAFFERTY	Yamaha	R6 600	PI6	10	9:19.036	8.896	54.829	5	83.188
6	3	Richard BRIGHT	Yamaha	R6 600	PI6	10	9:20.963	10.823	54.709	5	83.370
7	47	Steven HADDOW	Yamaha	R6 600	PI6	10	9:21.858	11.718	55.261	9	82.537
8	88	Brian MARR	Yamaha	R6 600	PI6	10	9:22.267	12.127	55.385	5	82.352
9	60	Douglas BROWN	Yamaha	R6 600	PI6	10	9:42.877	32.737	57.213	6	79.721
10	91	Lewis SHAND	Yamaha	R6 600	PI6	10	9:42.989	32.849	56.623	4	80.552
11	72	Douglas SHEARER	Yamaha	R6 600	PI6	10	9:43.217	33.077	57.151	9	79.808
12	64	Andrew CUTHBERT	Kawasaki	ZXR 600	PI6	10	9:47.191	37.051	57.364	7	79.511
13	69	Mark BOWRAN	Yamaha	R6 600	PI6	10	9:48.529	38.389	56.924	6	80.126
14	119	Allan HARROW	Yamaha	R6 600	PI6	10	9:50.059	39.919	57.314	10	79.581
15	0	Alex McGUINNESS	Yamaha	R6 600	PI6	10	9:56.860	46.720	58.180	5	78.396
16	18	Carl VICKERS	Yamaha	R6 600	PI6	10	10:05.431	55.291	59.064	6	77.223
17	8	Lloyd MacDONALD	Yamaha	R6 600	PI6	10	10:05.967	55.827	58.506	9	77.959
18	6	James WILKEN	Yamaha	R6 600	PI6	9	9:10.538	1 Lap	59.538	2	76.608
19	58	Barry STEWART	Yamaha	R6 600	PI6	9	9:28.673	1 Lap	1:01.091	3	74.661
20	73	Fraser CAMERON	Yamaha	R6 600	PI6	9	9:44.359	1 Lap	1:03.037	8	72.356
21	45	Gerry SULLIVAN	Kawasaki	ZX6R 600	PI6	9	9:58.463	1 Lap	1:04.492	7	70.723
22	29	Ross CLIMSON	Yamaha	R6 600	PI6	9	9:58.515	1 Lap	1:04.206	9	71.038

Not classified

DNF	75	Harry PULLAR	Yamaha	R6 600	PI6	8	8:02.421	DNF	56.247	6	81.090
DNF	92	Andrew CRAIGMILE	Yamaha	YZF R6	PI6			DNF		0	-
DNS	17	Mike ANDERSON	Yamaha	R6 600	PI6			DNS		0	-
DNS	81	Stewart MARR	Yamaha	R6 600	PI6			DNS		0	-

Announcements

New Track Record (54.039) for KMSC Pre Injection 600 by Michael BURKE.

Margin of Victory	Avg. Speed	Best Lap Tm	Best Speed	Best Lap by
1.961	82.908	54.039	84.404	21 - Michael BURKE

Clerk of the Course

Orbits

Sig : Time :

Chief Timekeeper : Ian Sharp (SMART Timing)

www.mylaps.com

Results available at www.smart-timing.co.uk & www.mylaps.com

Licensed to: SMART Timing

Printed: 29/04/2015 16:29:46

KMSC National Motorcycle Racing

KMSC Cupar Motorcycles Pre Injection 600

Knockhill 1.267 miles

Race 14 - 3rd Race

26/04/2015 11:00

Race (10 Laps) started at 10:17:27

Lap	Time of Day	Lap Tm	S1	S2	S3	S3Spd	SFSpd
(21) Michael BURKE							
1	10:18:26.319			21.442	15.626	115.504	115.903
2	10:19:21.257	54.938	18.344	21.043	15.551	121.133	115.703
3	10:20:16.449	55.192	18.308	21.135	15.749	119.621	115.903
4	10:21:11.103	54.654	18.027	20.988	15.639	113.549	114.910
5	10:22:05.629	54.526	18.213	20.922	15.391	123.815	115.703
6	10:23:00.865	55.236	18.030	21.799	15.407	117.116	118.147
7	10:23:55.435	54.570	18.075	20.888	15.607	120.049	115.107
8	10:24:49.625	54.190	17.908	20.920	15.362	117.526	116.912
9	10:25:43.726	54.101	17.847	20.707	15.547	118.985	113.935
10	10:26:37.765	54.039	17.902	20.619	15.518	122.014	113.935

Lap	Time of Day	Lap Tm	S1	S2	S3	S3Spd	SFSpd
(84) Kyle HARPER							
1	10:18:25.618			21.336	15.850	116.912	111.660
2	10:19:21.015	55.397	18.321	21.353	15.723	117.526	113.166
3	10:20:15.747	54.732	17.962	21.084	15.686	116.506	113.166
4	10:21:10.035	54.288	17.789	20.889	15.610	117.321	112.976
5	10:22:04.858	54.823	18.022	21.079	15.722	117.321	112.786
6	10:23:00.159	55.301	18.092	21.575	15.634	115.703	113.166
7	10:23:55.352	55.193	18.495	21.053	15.645	117.526	113.742
8	10:24:50.293	54.941	17.826	21.037	16.078	117.940	114.518
9	10:25:44.858	54.565	17.912	20.999	15.654	118.356	113.357
10	10:26:39.726	54.868	18.069	21.135	15.664	118.565	113.549

Lap	Time of Day	Lap Tm	S1	S2	S3	S3Spd	SFSpd
(11) Patrick FORMAN							
1	10:18:25.873			21.391	15.622	118.147	113.357
2	10:19:21.128	55.255	18.367	21.211	15.677	119.196	113.166
3	10:20:16.245	55.117	18.235	21.133	15.749	117.526	113.357
4	10:21:10.949	54.704	18.001	20.824	15.879	118.356	112.220
5	10:22:05.517	54.568	18.094	20.780	15.694	118.775	113.166
6	10:23:01.807	56.290	18.422	21.932	15.936	118.775	113.549
7	10:23:57.339	55.532	18.295	21.404	15.833	117.940	113.549
8	10:24:52.269	54.930	18.069	20.941	15.920	117.733	113.549
9	10:25:47.497	55.228	18.437	20.971	15.820	117.940	113.166
10	10:26:42.482	54.985	18.261	21.085	15.639	117.940	113.742

Lap	Time of Day	Lap Tm	S1	S2	S3	S3Spd	SFSpd
(86) Russell WILL							
1	10:18:28.219			21.589	16.307	120.915	115.703
2	10:19:24.421	56.202	18.908	21.308	15.986	123.133	115.703
3	10:20:19.846	55.425	18.609	21.249	15.567	120.480	116.912
4	10:21:14.712	54.866	18.105	20.994	15.767	122.236	115.903
5	10:22:09.756	55.044	18.191	21.132	15.721	121.792	115.107
6	10:23:04.996	55.240	18.157	21.382	15.701	121.133	116.709
7	10:24:00.141	55.145	18.183	21.216	15.746	122.014	116.506
8	10:24:54.730	54.589	17.748	21.010	15.831	120.265	116.304
9	10:25:50.166	54.436	18.130	21.385	15.921	120.265	115.903
10	10:26:45.405	55.239	18.017	21.043	16.179	120.915	114.714

Lap	Time of Day	Lap Tm	S1	S2	S3	S3Spd	SFSpd
(48) David McCAFFERTY							
1	10:18:27.814			21.997	16.140	112.976	113.549
2	10:19:23.866	56.052	18.803	21.419	15.830	118.775	113.742
3	10:20:19.234	55.368	18.510	21.029	15.829	121.133	113.935
4	10:21:14.546	55.312	18.428	21.166	15.718	120.265	114.518
5	10:22:09.375	54.829	18.080	21.055	15.694	119.835	114.323
6	10:23:04.872	55.497	18.362	21.280	15.855	121.133	114.518
7	10:24:00.628	55.756	18.437	21.452	15.867	121.352	115.504
8	10:24:55.661	55.033	17.954	21.242	15.837	119.196	114.910
9	10:25:51.150	55.489	18.367	21.484	15.638	119.835	115.107
10	10:26:46.661	55.511	18.290	21.390	15.831	119.196	113.935

Lap	Time of Day	Lap Tm	S1	S2	S3	S3Spd	SFSpd
(3) Richard BRIGHT							
1	10:18:28.865			22.669	15.891	114.714	112.033
2	10:19:25.648	55.783	18.626	21.630	15.527	116.506	113.742
3	10:20:21.592	55.944	18.684	21.470	15.790	117.321	112.597
4	10:21:16.740	55.148	18.162	21.367	15.619	117.116	112.976
5	10:22:11.449	54.709	18.027	21.056	15.626	121.133	111.474
6	10:23:06.969	55.520	18.164	21.342	16.014	117.733	112.408
7	10:24:02.379	55.410	18.283	21.280	15.847	116.304	112.597
8	10:24:58.325	55.946	18.661	21.436	15.849	114.518	112.408
9	10:25:53.190	54.865	18.010	21.170	15.685	116.304	111.660
10	10:26:48.588	55.398	18.396	21.276	15.726	116.103	111.474

(47) Steven HADDOW							
---------------------------	--	--	--	--	--	--	--

Lap	Time of Day	Lap Tm	S1	S2	S3	S3Spd	SFSpd
1	10:18:27.712			21.808	15.887	117.116	111.846
2	10:19:24.284	56.572	19.086	21.497	15.989	117.940	112.220
3	10:20:19.756	55.472	18.385	21.397	15.690	117.321	112.408
4	10:21:15.532	55.776	18.518	21.276	15.982	118.565	112.220
5	10:22:10.909	55.377	18.231	21.399	15.747	117.733	111.846
6	10:23:06.657	55.748	18.484	21.313	15.951	117.116	111.846
7	10:24:02.454	55.797	18.309	21.268	16.220	117.733	111.105
8	10:24:58.840	56.386	18.618	21.727	16.041	116.304	112.408
9	10:25:54.101	55.261	18.153	21.125	15.983	118.356	112.033
10	10:26:49.483	55.382	18.352	20.933	16.097	117.940	111.290

Lap	Time of Day	Lap Tm	S1	S2	S3	S3Spd	SFSpd
(88) Brian MARR							
1	10:18:28.461			21.686	16.307	119.621	113.166
2	10:19:24.604	56.143	18.947	21.447	15.749	119.409	113.166
3	10:20:20.216	55.612	18.536	21.455	15.621	119.621	114.323
4	10:21:16.187	55.971	18.161	21.784	16.026	106.520	112.408
5	10:22:11.572	55.385	18.278	21.204	15.903	118.775	112.597
6	10:23:06.972	55.400	18.297	21.417	15.686	119.196	114.323
7	10:24:02.891	55.919	18.825	21.329	15.765	117.321	113.549
8	10:24:58.391	55.500	18.457	21.444	15.599	117.526	112.976
9	10:25:54.476	56.085	18.775	21.414	15.896	117.940	112.786
10	10:26:49.892	55.416	18.917	21.107	15.392	118.775	113.742

Lap	Time of Day	Lap Tm	S1	S2	S3	S3Spd	SFSpd
(60) Douglas BROWN							
1	10:18:30.606			22.539	16.323	116.506	108.941
2	10:19:28.196	57.590	19.223	22.062	16.305	112.786	110.739
3	10:20:25.902	57.706	19.187	22.094	16.425	112.976	108.941
4	10:21:23.187	57.285	18.957	21.803	16.525	114.518	108.588
5	10:22:21.104	57.917	19.222	22.302	16.393	111.660	110.193
6	10:23:18.317	57.213	18.916	21.812	16.485	111.474	110.922
7	10:24:16.078	57.761	19.391	22.306	16.064	116.103	112.220
8	10:25:14.940	58.862	19.251	23.012	16.599	111.105	111.474
9	10:26:12.241	57.301	19.200	21.953	16.148	114.518	110.012
10	10:27:10.502	58.261	19.342	22.270	16.649	112.408	107.372

Lap	Time of Day	Lap Tm	S1	S2	S3	S3Spd	SFSpd
(91) Lewis SHAND							
1	10:18:32.159			23.050	16.814	116.912	111.660
2	10:19:30.549	58.390	19.678	22.605	16.107	116.304	116.103
3	10:20:27.910	57.361	18.888	22.182	16.291	116.506	113.935
4	10:21:24.533	56.623	18.798	21.856	15.969	117.116	116.103
5	10:22:21.787	57.254	19.415	21.760	16.079	118.356	114.518
6	10:23:18.497	56.710	18.827	21.737	16.146		

KMSC National Motorcycle Racing

KMSC Cupar Motorcycles Pre Injection 600

Knockhill 1.267 miles

Race 14 - 3rd Race

26/04/2015 11:00

Race (10 Laps) started at 10:17:27

Lap	Time of Day	Lap Tm	S1	S2	S3	S3Spd	SFSpd
3	10:20:30.029	57.737	19.489	22.013	16.235	109.296	114.910
4	10:21:29.680	59.651	19.241	22.090	18.320	116.103	110.193
5	10:22:27.550	57.870	19.406	22.144	16.320	115.305	113.166
6	10:23:24.474	56.924	19.088	21.708	16.128	116.709	115.504
7	10:24:22.376	57.902	19.716	22.182	16.004	118.775	115.305
8	10:25:20.572	58.196	19.326	22.225	16.645	110.739	112.220
9	10:26:19.173	58.601	19.815	22.623	16.163	113.357	113.549
10	10:27:16.154	56.981	19.029	21.859	16.093	110.012	113.742

(19) Allan HARROW

1	10:18:32.026				16.471	120.049	113.935
2	10:19:30.564	58.538	19.289	22.499	16.750	117.321	113.166
3	10:20:28.273	57.709	19.327	21.986	16.396	116.103	115.305
4	10:21:26.190	57.917	18.980	22.001	16.936	117.116	108.764
5	10:22:24.456	58.266	19.345	22.212	16.709	115.305	116.103
6	10:23:24.187	59.731	19.057	22.259	18.415	117.321	113.166
7	10:24:22.204	58.017	19.478	22.105	16.434	117.321	113.935
8	10:25:20.679	58.475	19.189	22.333	16.953	116.709	114.518
9	10:26:20.370	59.691	20.076	22.953	16.662	116.506	114.129
10	10:27:17.684	57.314	19.022	21.992	16.300	113.549	114.518

(0) Alex McGUINNESS

1	10:18:35.342			24.413	17.204	116.912	109.296
2	10:19:35.079	59.737	20.138	23.028	16.571	119.196	113.166
3	10:20:33.789	58.710	19.691	22.272	16.747	120.697	111.846
4	10:21:32.445	58.656	19.756	22.395	16.505	118.356	112.786
5	10:22:30.625	58.180	19.456	22.390	16.334	118.565	112.408
6	10:23:29.158	58.533	19.338	22.447	16.748	119.196	113.166
7	10:24:27.806	58.648	19.569	22.516	16.563	118.356	112.597
8	10:25:26.909	59.103	19.394	22.861	16.848	111.474	112.408
9	10:26:25.648	58.739	19.295	22.700	16.744	114.323	111.846
10	10:27:24.485	58.837	19.332	22.696	16.809	115.504	110.556

(18) Carl VICKERS

1	10:18:36.380			24.334	17.724	115.504	108.764
2	10:19:37.585	1:01.205	20.801	23.126	17.278	112.976	110.922
3	10:20:37.314	59.729	19.865	22.826	17.038	111.290	110.374
4	10:21:36.997	59.683	19.700	23.035	16.948	109.653	110.739
5	10:22:36.379	59.382	19.666	22.890	16.826	111.660	110.012
6	10:23:35.443	59.064	19.444	22.589	17.031	114.714	112.408
7	10:24:34.722	59.279	20.048	22.622	16.609	112.786	111.105
8	10:25:33.892	59.170	19.699	22.636	16.835	112.786	110.556
9	10:26:33.533	59.641	19.715	22.865	17.061	111.290	110.374
10	10:27:33.056	59.523	19.639	23.053	16.831	112.220	110.374

(8) Lloyd MacDONALD

1	10:18:36.099			24.319	17.648	113.549	112.033
2	10:19:36.523	1:00.424	20.692	22.888	16.844	116.304	113.549
3	10:20:35.087	58.564	19.760	22.318	16.486	115.703	112.976
4	10:21:34.881	59.794	19.884	22.803	17.107	115.903	112.033
5	10:22:34.532	59.651	19.871	22.493	17.287	113.742	111.474
6	10:23:35.115	1:00.583	20.192	23.016	17.375	113.935	111.290
7	10:24:35.797	1:00.682	20.844	22.735	17.103	113.357	110.193
8	10:25:35.788	59.991	20.516	22.886	16.589	113.357	113.357
9	10:26:34.294	58.506	19.375	22.272	16.859	114.518	112.220
10	10:27:33.592	59.298	19.670	22.578	17.050	115.305	114.323

(6) James WILKEN

1	10:18:34.192			23.878	17.327	112.976	108.941
2	10:19:33.730	59.538	19.943	22.488	17.107	112.220	108.238
3	10:20:33.399	59.669	20.065	22.483	17.121	112.033	106.689
4	10:21:33.827	1:00.428	20.620	22.776	17.032	108.413	108.413
5	10:22:33.788	59.961	20.103	22.424	17.434	109.296	107.544
6	10:23:34.674	1:00.886	20.475	23.041	17.370	109.296	105.681
7	10:24:35.272	1:00.598	20.646	22.704	17.248	109.118	108.413
8	10:25:37.156	1:01.884	20.695	23.073	18.116	106.351	102.142
9	10:26:38.163	1:01.007	20.610	23.018	17.379	109.474	107.201

(58) Barry STEWART

1	10:18:36.957			24.665	17.576	110.012	106.520
2	10:19:38.174	1:01.217	20.881	23.287	17.049	115.903	111.660
3	10:20:39.265	1:01.091	20.535	23.240	17.316	114.129	110.556
4	10:21:40.847	1:01.582	20.572	23.467	17.543	112.976	108.764
5	10:22:42.250	1:01.403	20.709	23.485	17.209	114.323	110.193

Lap	Time of Day	Lap Tm	S1	S2	S3	S3Spd	SFSpd
6	10:23:45.065	1:02.815	20.804	24.114	17.897	112.220	108.764
7	10:24:50.064	1:04.999	21.510	25.681	17.808	104.529	108.588
8	10:25:52.934	1:02.870	21.512	24.104	17.254	109.118	110.739
9	10:26:56.298	1:03.364	21.689	24.217	17.458	105.349	110.012

(73) Fraser CAMERON

1	10:18:39.818			24.867	18.162	109.118	107.890
2	10:19:43.546	1:03.728	21.709	23.763	18.256	108.064	105.515
3	10:20:47.760	1:04.214	21.623	24.097	18.494	105.349	107.030
4	10:21:52.168	1:04.408	21.996	24.279	18.133	107.030	104.692
5	10:22:57.247	1:05.079	21.662	23.743	19.674	106.351	100.310
6	10:24:01.419	1:04.172	22.601	23.471	18.100	109.653	109.118
7	10:25:05.406	1:03.987	21.790	23.887	18.310	107.372	106.183
8	10:26:08.443	1:03.037	21.554	23.708	17.775	107.201	106.689
9	10:27:11.984	1:03.541	21.309	23.986	18.246	108.941	105.020

(45) Gerry SULLIVAN

1	10:18:41.846			25.519	18.439	102.298	102.454
2	10:19:47.931	1:06.085	22.522	24.784	18.779	104.692	100.011
3	10:20:53.342	1:05.411	22.127	24.788	18.496	102.768	103.882
4	10:21:59.136	1:05.794	22.110	25.514	18.170	102.611	101.066
5	10:23:06.318	1:07.182	22.900	25.884	18.398	103.721	100.611
6	10:24:12.255	1:05.937	22.455	24.811	18.671	102.611	96.976
7	10:25:16.747	1:04.492	21.695	24.534	18.263	101.371	102.298
8	10:26:21.424	1:04.677	21.842	24.547	18.288	104.529	102.142
9	10:27:26.088	1:04.664	21.566	24.722	18.376	105.349	105.681

(29) Ross CLIMSON

1	10:18:41.287			26.114	18.851	104.366	107.544
2	10:19:47.475	1:06.188	22.212	25.306	18.670	103.402	101.371
3	10:20:53.516	1:06.041	21.864	25.313	18.864	101.524	103.084
4	10:21:59.628	1:06.112	22.717	25.337	18.058	103.882	108.238
5	10:23:06.871	1:07.243	22.421	26.348	18.474	108.588	106.015
6	10:24:11.855	1:04.984	22.511	24.499	17.974	110.012	108.413
7	10:25:17.098	1:05.243	21.258	25.139	18.846	103.402	104.043
8	10:26:21.934	1:04.836	22.146	24.633	18.057	106.859	107.030
9	10:27:26.140	1:04.206	21.769	24.678	17.759	110.012	110.012

(75) Harry PULLAR

1	10:18:33.199			23.164	17.173	120.915	112.786
2	10:19:31.470	58.271	19.817	21.837	16.617	120.697	114.323
3	10:20:28.900	57.430	19.234	21.661	16.535	121.792	113.549
4	10:21:26.337	57.437	19.164	21.545	16.728	120.480	111.660
5	10:22:23.968	57.631	19.316	22.101	16.214	118.147	113.166
6	10:23:20.215	56.247	18.674	21.299	16.274	117.526	113.549
7	10:24:17.220	57.005	18.994	21.679	16.332	118.147	113.166
8	10:25:30.046	1:12.826	19.269	21.996	31.561	104.043	29.602

Clerk of the Course

Sig : Time :
Chief Timekeeper : Ian Sharp (SMART Timing)

Results available at www.smart-timing.co.uk & www.mylaps.com

Orbits

www.mylaps.com

Licensed to: SMART Timing


KMSC Cupar Motorcycles Pre Injection 600

Knockhill 1.267 miles

Race 14 - 3rd Race

26/04/2015 11:00

Race (10 Laps) started at 10:17:27



Competitors	Laps									
	1	2	3	4	5	6	7	8	9	10
Kyle HARPER (84)	1	84	84	84	84	84	84	21	21	21
Patrick FORMAN (11)	2	11	11	11	11	21	21	84	84	84
Michael BURKE (21)	3	21	21	21	21	11	11	11	11	11
Steven HADDOW (47)	4	47	48	48	48	48	86	86	86	86
David McCAFFERTY (48)	5	48	47	47	86	86	86	48	48	48
Russell WILL (86)	6	86	86	86	47	47	47	3	3	3
Brian MARR (88)	7	88	88	88	88	3	3	47	88	47
Richard BRIGHT (3)	8	3	3	3	3	88	88	88	47	88
Douglas BROWN (60)	9	60	60	60	60	60	91	91	60	60
Douglas SHEARER (72)	10	72	72	72	72	91	91	60	60	91
Allan HARROW (119)	11	119	91	91	91	72	72	72	72	72
Lewis SHAND (91)	12	91	119	119	119	75	75	75	64	64
Andrew CUTHBERT (64)	13	64	64	64	75	119	64	64	69	69
Harry PULLAR (75)	14	75	75	75	64	64	119	119	119	119
Mark BOWRAN (69)	15	69	69	69	69	69	69	0	0	0
James WILKEN (6)	16	6	6	6	0	0	0	0	75	18
Alex McGUINNESS (0)	17	0	0	0	6	6	6	18	18	8
Lloyd MacDONALD (8)	18	8	8	8	8	8	8	6	8	6
Carl VICKERS (18)	19	18	18	18	18	18	18	8	6	58
Barry STEWART (58)	20	58	58	58	58	58	58	58	58	73
Fraser CAMERON (73)	21	73	73	73	73	73	73	73	73	45
Ross CLIMSON (29)	22	29	29	45	45	45	29	45	45	29
Gerry SULLIVAN (45)	23	45	45	29	29	29	45	29	29	
-	24									
-	25									
-	26									

KMSC National Motorcycle Racing

KMSC Cupar Motorcycles Pre Injection 600

Knockhill 1.267 miles

Race 19 - 4th Race

26/04/2015 13:30

Race (10 Laps) started at 12:38:52

POLE POSITION

1	1 21 Michael BURKE	2 84 Kyle HARPER	3 11 Patrick FORMAN
2	4 86 Russell WILL	5 48 David McCAFFERTY	6 3 Richard BRIGHT
3	7 47 Steven HADDOW	8 88 Brian MARR	9 60 Douglas BROWN
4	10 91 Lewis SHAND	11 72 Douglas SHEARER	12 64 Andrew CUTHBERT
5	13 69 Mark BOWRAN	14 119 Allan HARROW	15 0 Alex McGUINNESS
6	16 18 Carl VICKERS	17 8 Lloyd MacDONALD	18 6 James WILKEN
7	19 58 Barry STEWART	20 73 Fraser CAMERON	21 45 Gerry SULLIVAN
8	22 29 Ross CLIMSON	23 75 Harry PULLAR	24 92 Andrew CRAIGMILE
9	25 17 Mike ANDERSON	26 81 Stewart MARR	

Clerk of the Course

Orbits

Sig : Time :

Chief Timekeeper : Ian Sharp (SMART Timing)

Results available at www.smart-timing.co.uk & www.mylaps.com

www.mylaps.com

Licensed to: SMART Timing

Printed: 29/04/2015 16:30:41

KMSC National Motorcycle Racing

Sorted on Laps

KMSC Lightweights

Knockhill 1.267 miles

Race 15 - 2nd Race

26/04/2015 11:15

Race (10 Laps) started at 10:35:39

Pos	No.	Name	Make/Model	CC	Class Code	Laps	Total Tm	Diff	Best Tm	In Lap	Best Speed
1	33	Adrian CLARK	Kawasaki	ER6	SL	10	9:26.804		55.614	3	82.013
2	15	Keith DICKIE	Kawasaki	ER6	SL	10	9:31.896	5.092	56.431	6	80.826
3	70	John ANDRUCCI	Suzuki	GSXR1100	PCS	10	9:50.054	23.250	57.405	2	79.455
4	21	Grant REID	Kawasaki	ER6	SL	10	9:50.148	23.344	58.325	7	78.201
5	84	Lee NAILER	Suzuki	GSR6000	SL	10	9:50.867	24.063	58.168	3	78.412
6	30	Joe TONER	Kawasaki	ER6	SL	10	9:52.094	25.290	57.791	3	78.924
7	4	Alan GIBSON	Suzuki	SV650	SL	10	9:57.689	30.885	58.646	4	77.773
8	13	Andrew BARTON	Suzuki	SV650	SL	10	9:58.793	31.989	57.365	3	79.510
9	12	Dan JAMES	Suzuki	SV650	SL	10	10:09.220	42.416	59.604	3	76.523
10	66	Kevin WATRET	Kawasaki	ER6	SL	10	10:18.070	51.266	1:00.566	6	75.308
11	39	Stuart HAMILTON	Kawasaki	ZXR400	SL	10	10:18.579	51.775	59.938	8	76.097
12	79	Ashley ROBSON	Kawasaki	ZXR400	SL	10	10:19.191	52.387	59.882	10	76.168
13	25	Jim PURVIS	Yamaha	FZR400	SL	10	10:19.376	52.572	59.973	8	76.052
14	67	Eddie BUTLER	Honda	SP1	C	10	10:21.148	54.344	1:00.410	8	75.502
15	44	Derek ADAMS	Weslake	900	CS	10	10:21.167	54.363	1:00.764	8	75.062
16	27	John EASTON	Suzuki	SV650	SL	10	10:24.636	57.832	1:00.765	9	75.061
17	56	Phil WALTERS	Suzuki	SV650	SL	9	9:28.903	1 Lap	1:01.836	9	73.761
18	54	Ryan GIBSON	Kawasaki	ZXR400	SL	9	9:31.072	1 Lap	1:01.872	5	73.718
19	118	Rod WALKER	Kawasaki	ZXR400	SL	9	9:32.735	1 Lap	1:00.768	7	75.057
20	10	Marc McEWAN	Suzuki	SV650	SL	9	9:43.396	1 Lap	1:03.122	7	72.258
21	32	Craig REID	Kawasaki	ZXR400	SL	9	9:43.996	1 Lap	1:02.969	6	72.434
22	37	Howard CROSS	Kawasaki	GSXR750	PCS	9	9:53.479	1 Lap	1:04.375	2	70.852
23	74	Christine WATSON	Honda	CBR400RR	SL	9	9:59.789	1 Lap	1:04.837	3	70.347
24	16	Gerry KEIRNAN	Suzuki	SV650	SL	8	9:48.060	2 Laps	1:11.389	8	63.891

Not classified

DNS	234	AI CAMERON	Kawasaki	ER6	SL			DNS		0	-
DNS	89	Craig ROSS	Suzuki	SV650	SL			DNS		0	-

Announcements

New Track Record (57.405) for KMSC Post Classic - Senior by John ANDRUCCI.

Margin of Victory	Avg. Speed	Best Lap Tm	Best Speed	Best Lap by
5.092	80.470	55.614	82.013	33 - Adrian CLARK

Clerk of the Course

Orbits

Sig : Time :
Chief Timekeeper : Ian Sharp (SMART Timing)

www.mylaps.com

Results available at www.smart-timing.co.uk & www.mylaps.com

Licensed to: SMART Timing

Printed: 29/04/2015 16:34:43


KMSC Lightweights

Knockhill 1.267 miles

Race 15 - 2nd Race

26/04/2015 11:15

Race (10 Laps) started at 10:35:39



Competitors	Laps									
	1	2	3	4	5	6	7	8	9	10
Adrian CLARK (33)	1	33	33	33	33	33	33	33	33	33
Keith DICKIE (15)	2	15	15	15	15	15	15	15	15	15
Lee NAILER (84)	3	84	84	84	84	21	21	21	21	70
Grant REID (21)	4	21	21	21	21	30	30	30	30	21
Joe TONER (30)	5	30	30	30	30	84	84	70	70	84
Alan GIBSON (4)	6	4	70	70	13	13	70	70	84	30
John ANDRUCCI (70)	7	70	13	13	70	70	13	13	13	4
Andrew BARTON (13)	8	13	4	4	4	4	4	4	4	13
Dan JAMES (12)	9	12	12	12	12	12	12	12	12	12
Stuart HAMILTON (39)	10	39	44	44	44	66	66	66	66	66
Kevin WATRET (66)	11	66	39	66	66	66	39	39	39	39
Derek ADAMS (44)	12	44	66	39	39	39	44	79	79	25
John EASTON (27)	13	27	67	67	67	67	79	44	44	79
Ashley ROBSON (79)	14	79	25	25	79	79	25	25	25	44
Jim PURVIS (25)	15	25	79	79	25	25	67	67	67	44
Eddie BUTLER (67)	16	67	27	27	27	27	27	27	27	27
Phil WALTERS (56)	17	56	56	56	56	56	56	56	56	56
Ryan GIBSON (54)	18	54	54	54	54	54	54	54	54	54
Howard CROSS (37)	19	37	37	10	10	118	118	118	118	118
Marc McEWAN (10)	20	10	10	37	118	10	10	10	10	10
Rod WALKER (118)	21	118	118	118	37	32	32	32	32	32
Christine WATSON (74)	22	74	32	32	32	37	37	37	37	37
Craig REID (32)	23	32	74	74	74	74	74	74	74	74
Gerry KEIRNAN (16)	24	16	16	16	16	16	16	16	16	16
-	25									
-	26									

KMSC National Motorcycle Racing

KMSC Lightweights

Knockhill 1.267 miles

Race 15 - 2nd Race

26/04/2015 11:15

Race (10 Laps) started at 10:35:39

Lap	Time of Day	Lap Tm	S1	S2	S3	S3Spd	SFSpd	Lap	Time of Day	Lap Tm	S1	S2	S3	S3Spd	SFSpd
(33) Adrian CLARK								(13) Andrew BARTON							
1	10:36:37.933			21.455	16.246	109.832	108.064	1	10:36:42.750			22.830	17.255	108.238	101.832
2	10:37:33.798	55.865	18.631	21.176	16.058	110.739	108.413	2	10:37:42.367	59.617	19.848	22.478	17.291	108.941	102.142
3	10:38:29.412	55.614	18.464	21.002	16.148	111.105	108.413	3	10:38:41.588	59.221	19.717	22.408	17.096	109.118	102.611
4	10:39:25.353	55.941	18.389	21.248	16.304	109.832	108.764	4	10:39:40.234	58.646	19.527	22.172	16.947	107.201	101.218
5	10:40:21.837	56.484	18.797	21.385	16.302	110.193	108.764	5	10:40:40.570	1:00.336	20.244	22.838	17.254	106.520	102.611
6	10:41:17.704	55.867	18.471	21.179	16.217	110.374	108.941	6	10:41:40.103	59.533	20.137	22.240	17.156	107.201	101.678
7	10:42:14.145	56.441	18.716	21.564	16.161	110.922	108.764	7	10:42:39.374	59.271	19.958	22.467	16.846	107.717	102.454
8	10:43:11.251	57.106	18.738	22.040	16.328	111.105	108.588	8	10:43:38.631	59.257	19.576	22.454	17.227	108.588	101.218
9	10:44:09.046	57.795	19.409	22.045	16.341	111.290	108.764	9	10:44:38.195	59.564	19.567	22.941	17.056	107.717	101.678
10	10:45:06.287	57.241	19.153	21.788	16.300	110.922	107.544	10	10:45:37.172	58.977	19.703	22.508	16.766	108.238	101.524
(15) Keith DICKIE								(12) Dan JAMES							
1	10:36:39.835			21.835	16.717	110.556	108.238	1	10:36:45.246			23.386	17.427	110.374	105.848
2	10:37:36.409	56.574	18.595	21.628	16.351	110.922	108.413	2	10:37:41.650	58.402	19.767	22.124	16.511	109.832	105.184
3	10:38:33.080	56.671	18.607	21.490	16.574	110.193	108.238	3	10:38:39.015	57.365	19.168	21.498	16.699	109.474	102.768
4	10:39:29.808	56.728	18.646	21.553	16.529	110.012	108.413	4	10:39:37.342	58.327	19.457	22.099	16.771	111.474	106.859
5	10:40:26.828	57.020	18.813	21.799	16.408	108.941	108.941	5	10:40:36.258	58.916	19.376	22.292	17.248	108.941	103.084
6	10:41:23.259	56.431	18.553	21.587	16.291	110.012	108.238	6	10:41:36.484	1:00.226	19.761	22.322	18.143	109.832	84.732
7	10:42:19.871	56.612	18.629	21.545	16.438	110.922	107.717	7	10:42:36.471	59.987	20.842	22.212	16.933	107.544	105.184
8	10:43:16.952	57.081	18.666	22.101	16.314	110.374	107.544	8	10:43:35.330	58.859	19.571	21.950	17.338	107.717	103.882
9	10:44:14.346	57.394	18.994	21.865	16.535	111.105	108.064	9	10:44:34.566	59.236	19.738	22.209	17.289	107.717	99.714
10	10:45:11.379	57.033	18.569	21.870	16.594	111.846	107.717	10	10:45:38.276	1:03.710	20.508	24.088	19.114	104.529	79.890
(70) John ANDRUCCI								(66) Kevin WATRET							
1	10:36:42.898			22.717	17.063	119.409	116.506	1	10:36:45.904			23.647	17.620	112.033	104.692
2	10:37:40.303	57.405	18.934	21.777	16.694	118.775	115.107	2	10:37:47.477	1:01.573	20.812	23.358	17.403	112.033	105.681
3	10:38:38.624	58.321	19.453	21.754	17.114	118.985	115.703	3	10:38:45.241	59.604	19.653	22.427	17.524	107.372	100.460
4	10:39:37.652	59.028	19.464	22.160	17.404	108.764	118.356	4	10:39:45.708	1:00.467	19.667	23.108	17.692	105.515	98.688
5	10:40:36.875	59.223	19.761	22.150	17.312	113.549	120.480	5	10:40:46.341	1:00.633	19.786	23.072	17.775	106.015	99.863
6	10:41:35.943	59.068	19.607	22.093	17.368	120.049	116.304	6	10:41:47.375	1:01.034	19.720	23.818	17.496	105.020	100.611
7	10:42:34.442	58.499	19.296	21.882	17.321	115.703	119.621	7	10:42:47.447	1:00.072	19.525	22.683	17.864	104.529	96.005
8	10:43:33.093	58.651	19.296	21.882	17.321	115.703	119.621	8	10:43:47.336	59.889	19.669	22.831	17.389	106.520	98.688
9	10:44:31.364	58.271	19.296	21.882	17.321	115.703	119.621	9	10:44:47.280	59.944	19.425	22.822	17.697	104.856	97.967
10	10:45:29.537	58.173	19.435	22.338	16.400	121.792	119.621	10	10:45:48.703	1:01.423	19.477	24.269	17.677	99.272	100.011
(21) Grant REID								(39) Stuart HAMILTON							
1	10:36:41.151			22.368	16.701	115.107	109.296	1	10:36:45.512			24.108	17.905	103.242	100.611
2	10:37:39.493	58.342	19.220	22.513	16.609	113.166	109.474	2	10:37:47.356	1:01.844	20.301	23.589	17.954	102.298	100.460
3	10:38:37.887	58.394	19.379	22.133	16.882	115.107	107.030	3	10:38:49.019	1:01.542	20.564	23.287	17.691	109.118	103.561
4	10:39:36.480	58.593	19.385	22.514	16.694	112.033	109.118	4	10:39:50.322	1:01.303	20.338	23.318	17.647	109.296	105.020
5	10:40:35.658	59.178	19.462	22.800	16.916	111.474	108.764	5	10:40:52.390	1:02.068	20.346	23.726	17.996	108.764	104.856
6	10:41:34.533	58.875	19.542	22.778	16.555	112.786	107.717	6	10:41:52.956	1:00.566	20.197	23.396	16.973	108.764	105.184
7	10:42:32.858	58.325	19.403	22.163	16.759	113.935	108.238	7	10:42:54.548	1:01.592	20.652	23.417	17.523	109.296	104.043
8	10:43:31.591	58.733	19.195	22.370	17.168	112.597	108.064	8	10:43:55.608	1:01.060	20.347	23.544	17.169	108.941	104.204
9	10:44:31.113	59.522	19.150	22.433	17.939	113.166	105.349	9	10:44:56.888	1:01.280	20.497	23.437	17.346	108.413	103.561
10	10:45:29.631	58.518	19.260	22.466	16.792	112.976	107.030	10	10:45:57.553	1:00.665	20.316	23.173	17.176	109.832	104.529
(84) Lee NAILER								(79) Ashley ROBSON							
1	10:36:41.016			22.996	16.560	110.922	110.193	1	10:36:48.434			24.232	18.779	99.272	94.518
2	10:37:39.368	58.352	19.067	22.836	16.449	109.832	109.832	2	10:37:51.473	1:03.039	21.371	23.823	17.845	100.914	99.272
3	10:38:37.536	58.168	19.121	22.426	16.621	109.653	110.374	3	10:38:52.759	1:01.286	20.334	23.331	17.621	104.366	99.566
4	10:39:36.359	58.823	19.207	23.062	16.554	108.064	110.922	4	10:39:53.163	1:00.404	19.822	23.172	17.410	101.524	99.714
5	10:40:35.552	59.193	19.278	23.137	16.778	108.238	110.739	5	10:40:53.702	1:00.539	19.796	23.053	17.690	101.987	97.682
6	10:41:35.063	59.511	19.255	23.187	17.069	109.118	112.220	6	10:41:55.253	1:01.551	20.412	23.499	17.640	101.371	97.682
7	10:42:33.906	58.843	19.465	22.577	16.801	112.033	110.922	7	10:42:56.614	1:01.361	20.008	23.374	17.979	101.987	95.323
8	10:43:33.175	59.269	18.962	22.544	17.763	111.105	108.064	8	10:43:57.321	1:00.707	19.865	22.803	18.039	102.142	97.540
9	10:44:31.944	58.769	19.614	22.567	16.588	111.660	111.105	9	10:44:58.792	1:01.471	19.908	23.036	18.527	103.882	93.335
10	10:45:30.350	58.406	19.290	22.786	16.330	111.846	111.290	10	10:45:58.674	59.882	20.038	22.470	17.374	105.184	98.979
(30) Joe TONER								(25) Jim PURVIS							
1	10:36:41.513			22.323	16.849	111.660	108.238	1	10:36:48.616			24.382	17.775	106.689	99.863
2	10:37:40.101	58.588	19.158	22.389	17.041	112.033	106.859	2	10:37:51.359	1:02.743	21.330	23.720	17.693	105.848	99.272
3	10:38:37.892	57.791	19.128	22.103	16.560	112.408	106.859	3	10:38:52.759	1:01.286	20.334	23.331	17.621	104.366	99.566
4	10:39:36.689	58.797	19.639	22.476	16.682	109.832	107.544	4	10:39:53.163	1:00.404	19.822	23.172	17.410	101.524	99.714
5	10:40:36.221	59.532	19.455	22.763	17.314	109.653	108.941	5	10:40:53.702	1:00.539	19.796	23.053	17.690	101.987	97.682
6	10:41:34.835	58.614	19.229	22.739	16.646	111.846	108.238	6	10:41:55.253	1:01.551	20.412	23.499	17.640	101.371	97.682
7	10:42:33.202	58.367	19.338	22.315	16.714	113.357	108.413	7	10:42:56.614	1:01.361	20.008	23.374	17.979	101.987	95.323
8	10:43:32.688	59.486	19.338	22.315	16.714	113.357	108.413	8	10:43:57.321	1:00.707	19.865	22.803	18.039	102.142	97.540
9	10:44:31.333	58.645		22.085	17.368	112.786	106.351	9	10:44:58.792	1:01.471	19.908	23.036	18.527	103.882	93.335
10	10:45:31.577	1:00.244	20.129	22.770	17.345	110.739	106.859	10	10:45:58.674	59.882	20.038	22.470	17.374	105.184	98.979
(4) Alan GIBSON															

Clerk of the Course

Orbits

Sig :

Time :

Chief Timekeeper : Ian Sharp (SMART Timing)

www.mylaps.com

Results available at www.smart-timing.co.uk & www.mylaps.com

Licensed to: SMART Timing

Printed: 29/04/2015 16:34:59

Page 1/2

KMSC National Motorcycle Racing

KMSC Lightweights

Race 15 - 2nd Race

Race (10 Laps) started at 10:35:39

Knockhill 1.267 miles

26/04/2015 11:15

Lap	Time of Day	Lap Tm	S1	S2	S3	S3Spd	SFSpd	Lap	Time of Day	Lap Tm	S1	S2	S3	S3Spd	SFSpd
(67) Eddie BUTLER															
1	10:36:49.071							7	10:43:09.608	1:00.768	20.313	23.048	17.407	106.351	100.161
2	10:37:49.912	1:00.841						8	10:44:11.207	1:01.599	20.552	23.438	17.609	106.015	98.688
3	10:38:50.711	1:00.799						9	10:45:12.218	1:01.011	20.302	23.262	17.447	105.681	100.161
4	10:39:51.721	1:01.010						(10) Marc McEWAN							
5	10:40:53.293	1:01.572						1	10:36:51.580			25.206	18.336	108.064	103.561
6	10:41:56.620	1:03.327						2	10:37:55.781	1:04.201	21.487	24.748	17.966	106.183	102.926
7	10:42:58.878	1:02.258						3	10:39:00.228	1:04.447	21.266	25.007	18.174	107.544	101.987
8	10:43:59.288	1:00.410						4	10:40:04.101	1:03.873	21.193	24.479	18.201	104.529	102.926
9	10:45:00.451	1:01.163						5	10:41:07.800	1:03.699	20.924	24.747	18.028	105.184	102.454
10	10:46:00.631	1:00.180						6	10:42:11.659	1:03.859	20.905	24.454	18.500	104.856	101.678
(44) Derek ADAMS															
1	10:36:45.927				17.886	113.742	107.030	7	10:43:14.781	1:03.122	20.666	24.347	18.109	104.366	101.987
2	10:37:47.152	1:01.225	20.399	22.971	17.855	111.660	103.242	8	10:44:18.377	1:03.596	20.976	24.235	18.385	105.184	99.272
3	10:38:48.224	1:01.072			17.698	110.922	103.084	9	10:45:22.879	1:04.502	21.867	24.430	18.205	105.681	100.914
4	10:39:49.523	1:01.299			17.811	110.012	103.242	(32) Craig REID							
5	10:40:52.178	1:02.655			18.618	104.856	94.651	1	10:36:53.876			25.767	18.873	96.697	90.932
6	10:41:55.230	1:03.052			18.661	105.681	101.371	2	10:37:57.157	1:03.281	21.438	23.598	18.245	96.005	90.198
7	10:42:57.309	1:02.079			17.934	109.832	101.678	3	10:39:01.694	1:04.537	20.722	25.282	18.533	93.857	90.198
8	10:43:58.073	1:00.764			17.765	111.105	104.366	4	10:40:06.601	1:04.907	20.845	25.228	18.834	93.335	88.416
9	10:44:59.697	1:01.624			17.898	103.084	102.926	5	10:41:09.596	1:02.995	20.645	23.847	18.503	94.518	89.002
10	10:46:00.650	1:00.953			17.858	112.408	102.926	6	10:42:12.565	1:02.969	20.440	23.672	18.857	96.558	87.380
(37) Howard CROSS															
1	10:36:51.160							7	10:43:15.691	1:03.126	20.730	23.808	18.588	96.419	87.952
2	10:37:55.535							8	10:44:18.944	1:03.253			18.276	95.868	88.183
3	10:39:00.244							9	10:45:23.479	1:04.535		24.587	18.250	95.595	88.649
4	10:40:05.459							(37) Howard CROSS							
5	10:41:11.045							1	10:36:51.160			25.262	18.516	108.764	109.653
6	10:42:15.956							2	10:37:55.535	1:04.375	21.637	24.683	18.055	105.349	110.739
7	10:43:21.034							3	10:39:00.244	1:04.709	21.151	25.035	18.523	105.848	103.882
8	10:44:26.585							4	10:40:05.459	1:05.215	21.842	25.008	18.365	103.084	103.242
9	10:45:32.962							5	10:41:11.045	1:05.586	21.816	25.627	18.143	100.914	103.402
10	10:46:00.650							6	10:42:15.956	1:04.911	21.486	24.893	18.532	104.366	100.011
(74) Christine WATSON															
1	10:36:53.583							7	10:43:21.034	1:05.078	21.628	25.168	18.282	99.125	106.015
2	10:37:58.960							8	10:44:26.585	1:05.551	21.676	25.439	18.436	101.066	100.011
3	10:39:03.797							9	10:45:32.962	1:06.377	22.573	25.774	18.030	101.678	106.520
4	10:40:09.502							(74) Christine WATSON							
5	10:41:14.790							1	10:36:53.583			25.547	19.048	97.824	93.726
6	10:42:19.834							2	10:37:58.960	1:05.377	22.148	24.396	18.833	98.833	92.947
7	10:43:25.213							3	10:39:03.797	1:04.837	21.590	24.334	18.913	98.833	92.308
8	10:44:32.722							4	10:40:09.502	1:05.705	22.036	24.661	19.008	96.976	92.562
9	10:45:39.272							5	10:41:14.790	1:05.288	21.692	24.842	18.754	97.117	92.690
10	10:46:00.650							6	10:42:19.834	1:05.044	21.614	24.512	18.918	97.682	92.308
(16) Gerry KEIRNAN															
1	10:36:59.801							7	10:43:25.213	1:05.379	21.437	24.875	19.067	96.836	92.308
2	10:38:12.274							8	10:44:32.722	1:07.509	21.858	24.997	20.654	97.824	90.442
3	10:39:23.974							9	10:45:39.272	1:06.550	22.083	25.351	19.116	96.976	92.435
4	10:40:38.325							(16) Gerry KEIRNAN							
5	10:41:50.583							1	10:36:59.801			28.814	21.465	95.731	96.281
6	10:43:03.690							2	10:38:12.274	1:12.473	24.430	27.837	20.206	93.857	96.976
7	10:44:16.154							3	10:39:23.974	1:11.700	24.011	27.462	20.227	97.399	96.005
8	10:45:27.543							4	10:40:38.325	1:14.351	24.907	27.596	21.848	96.836	94.919
9								5	10:41:50.583	1:12.258	24.321	27.693	20.244	96.558	93.465
10								6	10:43:03.690	1:13.107	24.458	28.621	20.028	99.566	93.726
(56) Phil WALTERS															
1	10:36:49.372							7	10:44:16.154	1:12.464	24.566	27.686	20.212	98.833	93.595
2	10:37:52.737	1:03.365	21.105	24.033	18.227	107.544	100.611	8	10:45:27.543	1:11.389	24.279	27.507	19.603	98.833	96.419
3	10:38:55.253	1:02.959	20.921	23.697	18.341	104.856	99.272	(56) Phil WALTERS							
4	10:39:57.189	1:01.936	20.394	23.469	18.073	103.721	98.833	1	10:36:49.803			24.594	18.074	104.366	101.066
5	10:40:59.078	1:01.889	20.413	23.567	17.909	103.561	100.460	2	10:37:53.063	1:03.260	20.998	24.073	18.189	106.183	98.543
6	10:42:00.541	1:01.463	20.278	23.508	17.677	104.366	100.310	3	10:38:55.683	1:02.620	20.841	23.701	18.078	105.681	98.979
7	10:43:01.338	1:00.797	20.100	23.224	17.473	106.351	100.460	4	10:39:58.280	1:02.597	20.944	23.448	18.205	104.692	99.566
8	10:44:02.239	1:00.901	20.148	23.152	17.601	105.184	100.161	5	10:41:00.040	1:02.064	20.055	23.584	18.425	106.015	98.254
9	10:45:03.004	1:00.765	19.933	23.220	17.612	106.015	99.714	6	10:42:02.279	1:02.239	20.503	23.434	18.302	105.349	98.688
10	10:46:04.119	1:01.115	20.010	23.359	17.746	105.184	100.011	7	10:43:04.204	1:01.925	20.335	23.635	17.955	105.349	100.310
(54) Ryan GIBSON															
1	10:36:49.803							8	10:44:06.550	1:02.346	20.458	23.573	18.315	101.987	99.272
2	10:37:53.063	1:03.260	20.998	24.073	18.189	106.183	98.543	9	10:45:08.386	1:01.836	20.235	23.779	17.822	106.520	100.762
3	10:38:55.683	1:02.620	20.841	23.701	18.078	105.681	98.979	(54) Ryan GIBSON							
4	10:39:58.280	1:02.597	20.944	23.448	18.205	104.692	99.566	1	10:36:52.144					19.000	105.848
5	10:41:00.040	1:01.872	20.566	23.004	18.302	105.681	99.714	2	10:37:56.522	1:04.378	21.124	24.871	18.383	107.030	100.914
6	10:42:02.314	1:02.162	20.726	23.303	18.133	106.183	99.125	3	10:39:00.891	1:04.369	20.701	25.158	18.510	104.692	99.419
7	10:43:04.567	1:02.253	20.932	23.377	17.944	105.681	100.460	4	10:40:04.994	1:04.					

KMSC National Motorcycle Racing

Sorted on Laps

KMSC Superbikes & Shirlaws KMSC Clubman

Knockhill 1.267 miles

Race 16 - 2nd Race

26/04/2015 11:30

Race (10 Laps) started at 10:51:23

Pos	No.	Name	Make/Model	CC	Class Code	Laps	Total Tm	Diff	Best Tm	In Lap	Best Speed
1	79	Bruce BIRNIE	BMW	S1000RR	SB	10	8:37.407		50.698	6	89.966
2	55	Donald MacFADYEN	BMW	S1000RR	SB	10	8:40.285	2.878	51.005	6	89.424
3	44	Niall CAMPBELL	Yamaha	R6 EVO	SB	10	8:41.124	3.717	51.350	8	88.824
4	179	Andrew TASKER	Kawasaki	ZX10R	SB	10	8:41.417	4.010	51.083	5	89.288
5	34	John DEAN	Suzuki	GSXR 750	SB	10	8:46.556	9.149	51.867	9	87.938
6	155	Scott SHAND	Honda	CBR 1000R	SB	10	8:48.664	11.257	51.803	3	88.047
7	72	Sean GILFILLAN	Kawasaki	ZX10R	SB	10	8:54.583	17.176	51.724	9	88.181
8	84	Darren ROSS	Kawasaki	ZX10R	SB	10	8:57.207	19.800	52.968	8	86.110
9	7	James LAING	Kawasaki	ER6	SB	10	9:06.976	29.569	53.499	5	85.256
10	12	Neil BROWN	Honda	CBR1000	SB	10	9:07.261	29.854	53.387	6	85.435
11	47	Alan BRYCE	Suzuki	GSXR1000	SB	10	9:07.413	30.006	53.457	6	85.323
12	119	Kristopher DUNCAN	Kawasaki	ZX6R 600	C	10	9:07.669	30.262	53.537	6	85.195
13	67	Des BURNS	Kawasaki	ZX10R	C	10	9:07.866	30.459	53.625	6	85.055
14	11	Richard HUGHES	BMW	S1000RR	C	10	9:08.268	30.861	52.974	6	86.101
15	63	Kenny PATERSON	BMW	S1000RR	C	10	9:08.688	31.281	53.677	5	84.973
16	71	Gavin JONES	Honda	CBR1000RF	C	10	9:22.162	44.755	54.914	5	83.059
17	69	Rodney SCOTT	BMW	S1000RR	C	10	9:22.638	45.231	54.648	6	83.463
18	73	Scott ROBERTSON	BMW	S1000RR	C	10	9:22.644	45.237	54.875	6	83.118
19	33	Graeme BODEL	Ducati	1098	C	10	9:23.328	45.921	55.391	7	82.344
20	37	Steven PATERSON	Yamaha	R1	C	10	9:32.799	55.392	55.185	2	82.651
21	16	Bob STORRAR	Ducati	1098R	C	9	8:47.851	1 Lap	57.299	6	79.602
22	278	Paul MARSHALL	Aprilia	RSV4	C	9	8:56.185	1 Lap	57.434	8	79.414

Not classified

DNF	50	Tim HASTINGS	Kawasaki	ZX6R 600	SB	9	7:46.717	DNF	50.757	6	89.861
DNF	99	Colin MacDONALD	Honda	CBR1000	C	5	4:53.933	DNF	55.921	4	81.563
DNF	61	Frank DIGNAN	Suzuki	GSXR1000	SB	4	4:06.274	DNF	58.768	3	77.612
DNF	68	Robert WILSON	Yamaha	R6	SB	1	1:00.458	DNF		0	-
DNS	9	Keith AMOR	BMW	S1000RR	SB			DNS		0	-
DNS	36	Graham PATTERSON	Kawasaki	ZX10R	C			DNS		0	-
DNS	20	Mark HERITAGE	Yamaha	R6	SB			DNS		0	-

Margin of Victory	Avg. Speed	Best Lap Tm	Best Speed	Best Lap by
2.878	88.153	50.698	89.966	79 - Bruce BIRNIE

Clerk of the Course

Orbits

Sig : Time :
Chief Timekeeper : Ian Sharp (SMART Timing)

www.mylaps.com

Results available at www.smart-timing.co.uk & www.mylaps.com

Licensed to: SMART Timing

Printed: 29/04/2015 16:44:15

KMSC National Motorcycle Racing

KMSC Superbikes & Shirlaws KMSC Clubman

Knockhill 1.267 miles

Race 16 - 2nd Race

26/04/2015 11:30

Race (10 Laps) started at 10:51:23

Lap	Time of Day	Lap Tm	S1	S2	S3	S3Spd	SFSpd
(79) Bruce BIRNIE							
1	10:52:18.345			19.867	14.788	135.298	128.559
2	10:53:09.881	51.536	17.075	19.863	14.598	133.150	129.302
3	10:54:01.423	51.542	17.086	19.726	14.730	132.624	129.551
4	10:54:52.696	51.273	16.900	19.669	14.704	133.680	130.053
5	10:55:43.764	51.068	16.906	19.580	14.582	131.070	129.551
6	10:56:34.462	50.698	16.620	19.554	14.524	134.754	128.805
7	10:57:25.587	51.125	16.951	19.509	14.665	133.680	128.313
8	10:58:18.396	52.809	18.350	19.561	14.898	135.571	131.326
9	10:59:09.744	51.348	16.835	19.799	14.714	131.842	128.068
10	11:00:00.935	51.191	16.948	19.624	14.619	133.947	128.313

Lap	Time of Day	Lap Tm	S1	S2	S3	S3Spd	SFSpd
(55) Donald MacFADYEN							
1	10:52:19.655			20.045	14.926	136.954	130.306
2	10:53:11.753	52.098	17.454	20.000	14.644	136.954	128.313
3	10:54:03.160	51.407	17.206	19.615	14.586	136.121	129.551
4	10:54:54.444	51.284	17.030	19.562	14.692	136.954	128.559
5	10:55:45.518	51.074	16.992	19.405	14.677	137.798	128.805
6	10:56:36.523	51.005	16.922	19.430	14.653	137.234	126.380
7	10:57:27.817	51.294	17.115	19.536	14.643	134.484	128.559
8	10:58:19.524	51.707	17.242	19.846	14.619	135.298	127.581
9	10:59:11.164	51.640	17.145	19.738	14.757	138.081	129.551
10	11:00:03.813	52.649	18.047	19.768	14.834	133.947	126.380

Lap	Time of Day	Lap Tm	S1	S2	S3	S3Spd	SFSpd
(44) Niall CAMPBELL							
1	10:52:19.105			20.280	14.954	126.618	122.908
2	10:53:10.888	51.783	17.050	20.075	14.658	127.339	122.459
3	10:54:02.644	51.756	17.100	19.881	14.775	127.098	123.815
4	10:54:54.040	51.396	16.899	19.845	14.652	126.857	123.360
5	10:55:45.869	51.829	16.879	19.754	15.196	127.339	122.014
6	10:56:37.615	51.746	16.918	19.876	14.952	125.670	122.459
7	10:57:29.682	52.067	17.289	19.962	14.816	127.339	124.044
8	10:58:21.032	51.350	16.841	19.877	14.632	129.302	123.133
9	10:59:12.515	51.483	16.878	19.773	14.832	127.339	124.044
10	11:00:04.652	52.137	17.371	20.065	14.701	127.098	122.459

Lap	Time of Day	Lap Tm	S1	S2	S3	S3Spd	SFSpd
(179) Andrew TASKER							
1	10:52:20.391			20.340	14.851	135.571	127.581
2	10:53:12.249	51.858	17.100	20.010	14.748	138.081	126.380
3	10:54:03.633	51.384	17.074	19.524	14.786	135.571	126.618
4	10:54:54.845	51.212	17.037	19.492	14.683	133.680	127.824
5	10:55:45.928	51.083	16.995	19.384	14.704	135.025	126.380
6	10:56:37.398	51.470	17.071	19.505	14.894	136.121	125.201
7	10:57:29.001	51.603	17.086	19.560	14.957	130.814	126.380
8	10:58:21.224	52.223	17.060	20.051	15.112	131.842	126.857
9	10:59:12.729	51.505	17.043	19.474	14.988	135.298	127.098
10	11:00:04.945	52.216	17.801	19.597	14.818	134.754	125.670

Lap	Time of Day	Lap Tm	S1	S2	S3	S3Spd	SFSpd
(34) John DEAN							
1	10:52:20.553			20.477	15.028	131.326	125.435
2	10:53:12.651	52.098	17.178	20.071	14.849	132.362	125.435
3	10:54:04.199	52.548	17.526	20.026	14.996	129.551	124.273
4	10:54:55.434	52.235	17.282	20.058	14.895	129.802	123.587
5	10:55:46.642	52.208	17.311	20.127	14.770	129.302	124.735
6	10:56:38.191	51.897	17.223	20.002	14.672	130.053	123.815
7	10:57:30.001	52.196	17.368	19.928	14.900	129.053	122.908
8	10:58:21.697	51.962	17.231	19.972	14.759	131.326	123.815
9	10:59:13.164	51.867	17.088	20.032	14.747	127.339	122.683
10	11:00:05.084	52.520	17.555	20.030	14.935	130.053	121.133

Lap	Time of Day	Lap Tm	S1	S2	S3	S3Spd	SFSpd
(155) Scott SHAND							
1	10:52:20.007			20.301	14.819	134.484	129.551
2	10:53:12.465	52.458	17.333	20.017	15.108	137.516	127.339
3	10:54:04.268	51.803	17.275	19.874	14.654	137.516	131.584
4	10:54:56.367	52.099	17.333	20.095	14.671	135.845	129.302
5	10:55:48.878	52.511	17.392	20.343	14.776	135.571	128.559
6	10:56:40.969	52.091	17.299	20.068	14.724	135.845	129.302
7	10:57:33.321	52.352	17.349	20.152	14.851	135.845	127.339
8	10:58:25.915	52.594	17.191	20.150	15.253	131.584	127.339
9	10:59:18.767	52.852	17.447	20.213	15.192	134.484	127.098
10	11:00:12.192	53.425	17.908	20.446	15.071	131.842	127.098

(72) Sean GILFILLAN							
1	10:52:22.866			21.116	15.652	130.814	125.905
2	10:53:14.468	54.211	18.405	20.584	15.222	131.326	125.905
3	10:54:06.661	53.518	17.792	20.618	15.108	129.053	129.551
4	10:55:01.811	53.150	17.462	20.463	15.225	128.805	124.273
5	10:55:55.121	53.310	17.771	20.415	15.124	126.857	127.098
6	10:56:48.120	52.999	17.587	20.387	15.025	128.313	126.142
7	10:57:41.360	53.240	17.687	20.497	15.056	129.802	126.618
8	10:58:34.328	52.968	17.474	20.452	15.042	129.802	124.273
9	10:59:27.345	53.017	17.757	20.349	14.911	128.559	128.313
10	11:00:20.735	53.390	17.601	20.729	15.060	129.302	126.618

Lap	Time of Day	Lap Tm	S1	S2	S3	S3Spd	SFSpd
(84) Darren ROSS							
1	10:52:24.705			21.697	15.957	124.273	130.306
2	10:53:18.031	53.326	18.171	20.437	14.718	135.571	129.551
3	10:54:11.669	53.638	18.210	20.453	14.975	135.298	130.053
4	10:55:05.346	53.677	17.960	20.717	15.000	132.362	128.313
5	10:55:57.533	52.187	17.262	19.933	14.992	131.070	128.313
6	10:56:49.459	51.926	17.203	19.835	14.888	133.947	129.302
7	10:57:41.843	52.384	17.363	19.952	15.069	131.070	127.824
8	10:58:34.372	52.529	17.228	20.243	15.058	126.618	128.068
9	10:59:26.096	51.724	17.235	19.714	14.775	130.814	129.551
10	11:00:18.111	52.015	17.207	19.893	14.915	131.070	128.068

Lap	Time of Day	Lap Tm	S1	S2	S3	S3Spd	SFSpd
(7) James LAING							
1	10:52:24.257			21.619	15.652	130.814	125.905
2	10:53:18.468	54.211	18.405	20.584	15.222	131.326	125.905
3	10:54:12.510	54.042	18.147	20.508	15.387	132.362	126.380
4	10:55:06.640	54.130	18.075	20.678	15.377	132.102	126.618
5	10:56:00.139	53.499	17.812	20.398	15.289	133.415	127.098
6	10:56:53.698	53.559	17.743	20.336	15.480	133.150	126.857
7	10:57:47.635	53.937	17.888	20.521	15.528	129.551	124.044
8	10:58:41.729	54.094	17.589	20.886	15.619	128.313	122.683
9	10:59:35.890	54.161	18.202	20.495	15.464	131.584	123.587
10	11:00:30.504	54.614	18.347	20.989	15.278	127.098	125.670

Lap	Time of Day	Lap Tm	S1	S2	S3	S3Spd	SFSpd
(12) Neil BROWN							
1	10:52:22.431			21.116	15.390	131.326	127.098
2	10:53:16.766	54.335	18.001	20.811	15.523	131.584	125.670
3	10:54:11.217	54.451	18.224	20.920	15.307	130.814	127.339
4	10:55:05.733	54.516	18.042	21.081	15.393	129.802	125.201
5	10:55:59.760	54.027	18.042	21.081	15.457	132.102	125.435
6	10:56:53.147	53.387		20.695	15.262	131.326	127.339
7	10:57:47.302	54.155	17.836	20.965	15.354	131.070	126.857
8	10:58:41.636	54.334	17.677	21.212	15.445	129.053	123.133
9	10:59:35.560	53.924	18.202	20.495	15.386	131.842	125.435
10	11:00:30.789	55.229		21.040	15.666	130.306	125.905

Lap	Time of Day	Lap Tm	S1	S2	S3	S3Spd	SFSpd
(47) Alan BRYCE							
1	10:52:22.866			21.193	15.548	129.302	128.559
2	10:53:17.223	54.357	17.982	20.736	15.639	121.572	128.313
3	10:54:11.582	54.359	17.973	20.880	15.506	130.306	127.824
4	10:55:06.225	54.643	18.312	20.904	15.427	128.559	129.302
5	10:55:59.835	53.610	17.683	20.594	15.333	130.560	126.857
6	10:56:53.292	53.457	17.651	20.552	15.254	129.053	127.339</

KMSC National Motorcycle Racing

KMSC Superbikes & Shirlaws KMSC Clubman

Knockhill 1.267 miles

Race 16 - 2nd Race

26/04/2015 11:30

Race (10 Laps) started at 10:51:23

Lap	Time of Day	Lap Tm	S1	S2	S3	S3Spd	SFSpd	Lap	Time of Day	Lap Tm	S1	S2	S3	S3Spd	SFSpd
3	10:54:12.016	54.218	18.201	20.658	15.359	129.551	129.302	5	10:56:09.143	55.621	18.265	21.039	16.317	128.559	123.587
4	10:55:06.873	54.857	18.222	21.031	15.604	128.559	125.201	6	10:57:04.809	55.666	19.100	20.768	15.798	132.362	124.273
5	10:56:00.873	54.000	17.876	20.510	15.614	131.842	124.044	7	10:58:00.200	55.391	18.492	21.102	15.797	130.306	124.504
6	10:56:54.498	53.625	17.774	20.338	15.513	132.362	122.459	8	10:58:55.814	55.614	18.348	20.983	16.283	127.581	125.201
7	10:57:48.362	53.864	17.991	20.599	15.274	127.824	125.905	9	10:59:51.245	55.431	18.220	21.005	16.206	130.560	118.775
8	10:58:42.744	54.382	18.108	20.409	15.865	126.618	121.792	10	11:00:46.856	55.611	18.621	21.140	15.850	128.805	123.360
9	10:59:36.923	54.179	17.918	20.441	15.820	130.814	121.133	(37) Steven PATERSON							
10	11:00:31.394	54.471	18.658	20.435	15.378	130.053	127.098	1	10:52:27.703			22.497	16.356	121.352	121.572
(11) Richard HUGHES								2	10:53:22.888	55.185	18.172	21.053	15.960	126.618	122.683
1	10:52:26.835			22.435	15.698	123.133	128.068	3	10:54:18.542	55.654	18.471	21.265	15.918	125.905	115.703
2	10:53:21.374	54.539	18.048	21.024	15.467	130.560	127.098	4	10:55:15.886	57.344	18.851	21.571	16.922	114.910	122.236
3	10:54:15.220	53.846	17.941	20.769	15.136	125.905	129.053	5	10:56:11.844	55.958	18.687	21.472	15.799	123.815	120.697
4	10:55:08.967	53.747	18.092	20.423	15.232	126.857	128.068	6	10:57:08.255	56.411	18.579	21.455	16.377	120.049	107.890
5	10:56:02.876	53.909	18.120	20.466	15.323	127.824	127.098	7	10:58:06.086	57.831	19.209	21.238	17.384	124.273	115.107
6	10:56:55.850	52.974	17.767	20.265	14.942	131.584	127.824	8	10:59:02.180	56.094	18.673	21.424	15.997	120.915	117.321
7	10:57:49.382	53.532	17.997	20.350	15.185	126.618	128.313	9	10:59:58.207	56.027	18.490	21.335	16.202	124.044	107.890
8	10:58:42.843	53.461	17.502	20.348	15.611	126.618	119.621	10	11:00:56.327	58.120	19.836	21.799	16.485	117.733	109.296
9	10:59:37.025	54.182	18.271	20.536	15.375	128.559	122.014	(16) Bob STORRAR							
10	11:00:31.796	54.771	18.846	20.361	15.564	128.805	125.905	1	10:52:28.949			22.605	16.456	119.196	125.670
(63) Kenny PATERSON								2	10:53:27.136	58.187	19.538	21.888	16.761	115.903	124.504
1	10:52:25.549			22.180	15.631	125.905	124.968	3	10:54:24.783	57.647	19.294	22.234	16.119	119.409	122.459
2	10:53:20.625	55.076	18.239	21.449	15.388	130.560	124.044	4	10:55:22.613	57.830	19.300	21.642	16.888	119.835	119.835
3	10:54:14.764	54.139	18.042	20.787	15.310	131.584	123.587	5	10:56:20.008	57.395	19.246	21.763	16.386	118.147	121.792
4	10:55:08.742	53.978	17.860	20.569	15.549	128.559	124.044	6	10:57:17.307	57.299	19.285	21.648	16.366	120.697	121.352
5	10:56:02.419	53.677	18.119	20.320	15.238	133.415	125.201	7	10:58:14.654	57.347	19.265	21.844	16.238	124.504	124.504
6	10:56:56.386	53.967	17.870	20.413	15.684	133.415	120.915	8	10:59:12.479	57.825	19.265	22.047	16.513	118.775	124.735
7	10:57:50.345	53.959	18.061	20.579	15.319	132.102	124.044	9	11:00:11.379	58.900	20.324	21.997	16.579	117.940	122.014
8	10:58:44.128	53.783	17.821	20.618	15.344	132.886	125.201	(278) Paul MARSHALL							
9	10:59:37.840	53.712	17.799	20.492	15.421	131.842	124.504	1	10:52:29.617			22.493	16.707	121.572	120.480
10	11:00:32.216	54.376	18.275	20.745	15.356	131.842	124.735	2	10:53:28.835	59.218	19.822	22.623	16.773	121.352	116.912
(71) Gavin JONES								3	10:54:28.293	59.458	20.079	22.606	16.773	117.940	117.116
1	10:52:24.546			21.807	15.914	127.824	128.559	4	10:55:26.545	58.252	19.603	22.204	16.445	120.265	120.480
2	10:53:21.523	56.977	18.868	22.118	15.991	130.053	126.857	5	10:56:25.311	58.766	19.673	22.171	16.922	123.360	117.526
3	10:54:17.115	55.592	18.484	21.339	15.769	129.302	126.142	6	10:57:24.523	59.212	20.419	22.392	16.401	118.775	120.915
4	10:55:12.682	55.567	18.245	21.522	15.800	124.504	123.360	7	10:58:22.707	58.184	19.824	22.091	16.269	120.265	120.265
5	10:56:07.596	54.914	18.082	21.247	15.585	128.559	126.142	8	10:59:20.141	57.434	19.117	21.564	16.753	124.504	117.940
6	10:57:02.865	55.269	18.337	21.257	15.675	128.559	125.670	9	11:00:19.713	59.572	20.433	22.463	16.676	120.480	119.196
7	10:57:58.410	55.545	18.549	21.225	15.771	126.142	121.572	(50) Tim HASTINGS							
8	10:58:53.829	55.419	18.365	21.314	15.740	126.857	125.201	1	10:52:18.538			19.960	15.178	124.968	123.815
9	10:59:49.876	56.047	18.517	21.739	15.791	124.968	124.273	2	10:53:10.363	51.825	17.208	19.943	14.674	128.559	124.044
10	11:00:45.690	55.814	18.556	21.514	15.744	126.380	123.587	3	10:54:01.676	51.313	17.044	19.553	14.716	128.559	125.670
(69) Rodney SCOTT								4	10:54:53.064	51.388	16.925	19.786	14.677	128.805	124.044
1	10:52:28.076			22.569	16.104	125.435	128.313	5	10:55:44.147	51.083	16.939	19.464	14.680	127.824	125.435
2	10:53:23.319	55.243	18.613	21.162	15.468	129.302	129.551	6	10:56:34.904	50.757	16.782	19.461	14.514	129.053	123.360
3	10:54:18.638	55.319	18.400	21.393	15.526	129.302	130.814	7	10:57:26.236	51.332	17.083	19.484	14.765	128.313	124.044
4	10:55:14.008	55.370	18.489	21.218	15.663	129.302	127.581	8	10:58:18.252	52.016	17.504	19.578	14.934	126.857	121.352
5	10:56:09.207	55.199	18.255	20.953	15.991	129.302	126.142	9	10:59:10.245	51.993	17.135	20.109	14.749	128.313	123.587
6	10:57:03.855	54.648	18.510	20.695	15.443	130.306	128.313	(99) Colin MacDONALD							
7	10:57:59.024	55.169	18.401	21.069	15.699	130.560	127.581	1	10:52:28.697			22.666	16.889	125.201	103.402
8	10:58:54.300	55.276	18.583	21.390	15.303	128.068	128.068	2	10:53:26.293	57.596	19.379	21.809	16.408	120.915	118.565
9	10:59:50.143	55.843	18.237	21.759	15.847	128.313	124.044	3	10:54:22.489	56.196	18.127	21.380	16.689	119.835	116.709
10	11:00:46.166	56.023	19.021	21.583	15.419	127.339	126.380	4	10:55:18.410	55.921	18.089	21.175	16.657	121.352	115.703
(73) Scott ROBERTSON								5	10:56:17.461	59.051	18.185	21.558	19.308	120.049	75.317
1	10:52:27.319			22.511	16.332	115.107	126.857	(61) Frank DIGNAN							
2	10:53:22.426	55.107	18.049	21.360	15.698	126.857	126.618	1	10:52:28.015			22.719	17.092	117.321	120.697
3	10:54:17.911	55.485	18.337	21.261	15.887	125.435	128.559	2	10:53:26.815	58.800	19.641	22.430	16.729	120.480	118.565
4	10:55:13.071	55.160	18.095	21.172	15.893	124.735	124.504	3	10:54:25.583	58.768	19.262	22.791	16.715	115.903	117.526
5	10:56:08.456	55.385	18.097	21.476	15.812	124.273	126.618	4	10:55:29.802	1:04.219	19.757	22.941	21.521	117.116	37.765
6	10:57:03.331	54.875	18.057	21.176	15.642	126.618	128.805	(68) Robert WILSON							
7	10:57:58.706	55.375	18.318	21.386	15.671	126.618	125.201	1	10:52:23.986			21.685	15.793	129.302	122.683
8	10:58:55.105	56.399	18.710	22.017	15.672	124.504	127.098	(33) Graeme BODEL							
9	10:59:50.462	55.357	18.207	21.396	15.754	126.857	125.905	1	10:52:26.085			22.805	15.860	128.313	126.380
10	11:00:46.172	55.710	18.450	21.544	15.716	126.142	123.815	2	10:53:21.934	55.849	18.410	21.373	16.066	131.584	125.201
(33) Graeme BODEL								3	10:54:17.708	55.774	18.448	21.164	16.162	129.551	125.905
1	10:52:26.085			22.805	15.860	128.313	126.380	4	10:55:13.522	55.814	18.689	21.068	16.057	129.802	123.587
2	10:53:21.934	55.849	18.410	21.373	16.066	131.584	125.201	Clerk of the Course							
3	10:54:17.708	55.774	18.448	21.164	16.162	129.551	125.905	Orbits							
4	10:55:13.522	55.814	18.689	21.068	16.057	129.802	123.587								

Clerk of the Course

Sig : Time :

Chief Timekeeper : Ian


KMSC Superbikes & Shirlaws KMSC Clubman

Knockhill 1.267 miles

Race 16 - 2nd Race

26/04/2015 11:30

Race (10 Laps) started at 10:51:23



Competitors	Laps									
	1	2	3	4	5	6	7	8	9	10
Bruce BIRNIE (79)	1	79	79	79	79	79	79	50	79	79
Tim HASTINGS (50)	2	50	50	50	50	50	50	79	50	55
Niall CAMPBELL (44)	3	44	44	44	44	55	55	55	55	44
Donald MacFADYEN (55)	4	55	55	55	55	44	179	179	44	44
Scott SHAND (155)	5	155	179	179	179	179	44	44	179	179
Andrew TASKER (179)	6	179	155	155	155	155	155	34	34	155
John DEAN (34)	7	34	34	34	34	34	34	155	155	72
Darren ROSS (84)	8	84	84	84	84	84	84	84	72	84
Neil BROWN (12)	9	12	12	12	72	72	72	72	84	7
Alan BRYCE (47)	10	47	47	119	12	12	12	12	12	12
Kristopher DUNCAN (119)	11	119	119	47	119	47	47	7	7	47
Des BURNS (67)	12	67	67	72	47	7	7	47	47	7
Robert WILSON (68)	13	68	72	67	7	119	119	119	119	67
James LAING (7)	14	7	7	7	67	67	67	67	67	11
Gavin JONES (71)	15	71	63	63	63	63	11	11	11	63
Sean GILFILLAN (72)	16	72	11	11	11	11	63	63	63	71
Kenny PATERSON (63)	17	63	71	71	71	71	71	71	71	69
Graeme BODEL (33)	18	33	33	33	73	73	73	73	69	73
Richard HUGHES (11)	19	11	73	73	33	33	69	69	73	33
Scott ROBERTSON (73)	20	73	37	37	69	69	33	33	33	37
Steven PATERSON (37)	21	37	69	69	37	37	37	37	37	37
Frank DIGNAN (61)	22	61	99	99	99	99	16	16	16	16
Rodney SCOTT (69)	23	69	61	16	16	16	278	278	278	278
Colin MacDONALD (99)	24	99	16	61	278	278				
Bob STORRAR (16)	25	16	278	278	61					
Paul MARSHALL (278)	26	278								
-	27									
-	28									
-	29									

KMSC National Motorcycle Racing

Sorted on Laps

KMSC 125's

Knockhill 1.267 miles

Race 17 - 4th Race

26/04/2015 13:00

Race (10 Laps) started at 12:01:03

Pos	No.	Name	Make/Model	CC	Class Code	Laps	Total Tm	Diff	Best Tm	In Lap	Best Speed
1	7	Josh HODGE	Be-On Pre Moto 3	125	F125	10	10:47.293		1:02.480	6	73.001
2	11	Lewis PATERSON	Aprilia	RS125	F125	10	11:17.599	30.306	1:06.388	6	68.704
3	27	James McLAREN	Aprilia	RS125	F125	9	10:48.898	1 Lap	1:10.437	7	64.754
4	21	Marc GIBSON	Aprilia	RS125	F125	9	11:01.330	1 Lap	1:12.565	8	62.855
5	88	Lewis NICOL	Aprilia	RS125	F125	9	11:04.080	1 Lap	1:12.119	8	63.244
6	9	Rishon HICKEY	Aprilia	125	F125	9	11:22.907	1 Lap	1:12.373	5	63.022
7	15	Finlay MILNE	Aprilia	125	F125	8	11:02.353	2 Laps	1:20.515	4	56.649
Not classified											
DNF	47	Joel BAVIDGE	Aprilia	RS125	F125	5	6:46.322	DNF	1:19.651	4	57.263

Margin of Victory	Avg. Speed	Best Lap Tm	Best Speed	Best Lap by
30.306	70.464	1:02.480	73.001	7 - Josh HODGE

Clerk of the Course

Orbits

Sig : Time :

Chief Timekeeper : Ian Sharp (SMART Timing)

www.mylaps.com

Results available at www.smart-timing.co.uk & www.mylaps.com

Licensed to: SMART Timing

Printed: 29/04/2015 16:18:27

KMSC National Motorcycle Racing

KMSC 125's

Knockhill 1.267 miles

Race 17 - 4th Race

26/04/2015 13:00

Race (10 Laps) started at 12:01:03

Lap	Time of Day	Lap Tm	S1	S2	S3	S3Spd	SFSpd	Lap	Time of Day	Lap Tm	S1	S2	S3	S3Spd	SFSpd
(7) Josh HODGE								5	12:08:00.864	1:25.182	25.956	33.985	25.241	66.246	
1	12:02:11.975			24.854	18.811	95.868	97.399	6	12:09:22.918	1:22.054	26.905	31.386	23.763	71.773	
2	12:03:15.518	1:03.543	20.596	24.374	18.573	97.117		7	12:10:44.209	1:21.291	26.323	31.096	23.872	72.159	
3	12:04:19.210	1:03.692	20.915	24.255	18.522	97.540		8	12:12:06.055	1:21.846	26.458	31.680	23.708	71.467	
4	12:05:23.029	1:03.819	20.586	24.208	19.025	97.540		(47) Joel BAVIDGE							
5	12:06:26.206	1:03.177	20.563	24.115	18.499	96.976		1	12:02:30.609			31.282	23.718	74.897	78.950
6	12:07:28.686	1:02.480	20.279	23.878	18.323	96.976		2	12:03:50.623	1:20.014	26.712	30.125	23.177	77.761	
7	12:08:32.410	1:03.724	20.708	24.660	18.356	96.697		3	12:05:10.576	1:19.953	27.033	30.133	22.787	77.671	
8	12:09:38.626	1:06.216	21.928	25.032	19.256	94.385		4	12:06:30.227	1:19.651	26.511	30.179	22.961	77.491	
9	12:10:45.366	1:06.740	22.630	25.006	19.104	96.005		5	12:07:50.024	1:19.797	26.433	29.729	23.635	77.761	
10	12:11:50.995	1:05.629	21.822	24.965	18.842	96.143		(11) Lewis PATERSON							
1	12:02:14.436			26.474	19.918	82.747	82.951	1	12:02:19.619			28.399	21.081	78.488	80.658
2	12:03:22.073	1:07.637	21.461	26.147	20.029	83.467		2	12:03:32.349	1:12.730	23.188	28.159	21.383	78.397	
3	12:04:29.007	1:06.934	21.550	25.816	19.568	84.625		3	12:04:44.548	1:12.199	22.946	27.693	21.560	79.890	
4	12:05:36.152	1:07.145	21.426	25.945	19.774	83.571		4	12:05:56.392	1:11.844	23.199	27.808	20.837	80.176	
5	12:06:42.884	1:06.732	21.313	25.809	19.610	84.095		5	12:07:07.714	1:11.322	23.028	27.758	20.536	78.214	
6	12:07:49.272	1:06.388	21.262	25.676	19.450	84.200		6	12:08:18.993	1:11.279	22.924	27.736	20.619	79.890	
7	12:08:55.935	1:06.663	21.105	25.787	19.771	83.363		7	12:09:29.430	1:10.437	22.902	27.216	20.319	79.323	
8	12:10:04.072	1:08.137	21.835	26.358	19.944	82.747		8	12:10:40.478	1:11.048	23.004	27.612	20.432	81.048	
9	12:11:11.368	1:07.296	21.595	26.108	19.593	83.260		9	12:11:52.600	1:12.122	23.241	28.171	20.710	79.136	
10	12:12:21.301	1:09.933	21.677	28.081	20.175	81.739		(27) James McLAREN							
1	12:02:19.619			28.399	21.081	78.488	80.658	1	12:02:19.619			28.399	21.081	78.488	80.658
2	12:03:32.349	1:12.730	23.188	28.159	21.383	78.397		2	12:03:32.349	1:12.730	23.188	28.159	21.383	78.397	
3	12:04:44.548	1:12.199	22.946	27.693	21.560	79.890		3	12:04:44.548	1:12.199	22.946	27.693	21.560	79.890	
4	12:05:56.392	1:11.844	23.199	27.808	20.837	80.176		4	12:05:56.392	1:11.844	23.199	27.808	20.837	80.176	
5	12:07:07.714	1:11.322	23.028	27.758	20.536	78.214		5	12:07:07.714	1:11.322	23.028	27.758	20.536	78.214	
6	12:08:18.993	1:11.279	22.924	27.736	20.619	79.890		6	12:08:18.993	1:11.279	22.924	27.736	20.619	79.890	
7	12:09:29.430	1:10.437	22.902	27.216	20.319	79.323		7	12:09:29.430	1:10.437	22.902	27.216	20.319	79.323	
8	12:10:40.478	1:11.048	23.004	27.612	20.432	81.048		8	12:10:40.478	1:11.048	23.004	27.612	20.432	81.048	
9	12:11:52.600	1:12.122	23.241	28.171	20.710	79.136		9	12:11:52.600	1:12.122	23.241	28.171	20.710	79.136	
(21) Marc GIBSON								1	12:02:21.049			28.878	21.332	77.135	76.432
1	12:02:21.049			28.878	21.332	77.135	76.432	2	12:03:33.911	1:12.862	22.927	28.796	21.139	77.581	
2	12:03:33.911	1:12.862	22.927	28.796	21.139	77.581		3	12:04:46.855	1:12.944	22.907	28.758	21.279	77.224	
3	12:04:46.855	1:12.944	22.907	28.758	21.279	77.224		4	12:06:00.230	1:13.375	22.876	29.003	21.496	77.224	
4	12:06:00.230	1:13.375	22.876	29.003	21.496	77.224		5	12:07:12.922	1:12.692	22.700	28.720	21.272	76.172	
5	12:07:12.922	1:12.692	22.700	28.720	21.272	76.172		6	12:08:25.819	1:12.897	22.889	28.742	21.266	77.851	
6	12:08:25.819	1:12.897	22.889	28.742	21.266	77.851		7	12:09:38.891	1:13.072	23.044	28.604	21.424	76.607	
7	12:09:38.891	1:13.072	23.044	28.604	21.424	76.607		8	12:10:51.456	1:12.565	22.981	28.809	20.775	77.047	
8	12:10:51.456	1:12.565	22.981	28.809	20.775	77.047		9	12:12:05.032	1:13.576	22.734	28.813	22.029	79.230	
9	12:12:05.032	1:13.576	22.734	28.813	22.029	79.230		(88) Lewis NICOL							
1	12:02:22.104			28.765	21.865	75.914	76.607	1	12:02:22.104			28.765	21.865	75.914	76.607
2	12:03:35.953	1:13.849	23.517	28.461	21.871	76.000		2	12:03:35.953	1:13.849	23.517	28.461	21.871	76.000	
3	12:04:50.519	1:14.566	23.941	28.567	22.058	76.000		3	12:04:50.519	1:14.566	23.941	28.567	22.058	76.000	
4	12:06:04.317	1:13.798	23.605	28.492	21.701	77.135		4	12:06:04.317	1:13.798	23.605	28.492	21.701	77.135	
5	12:07:17.504	1:13.187	23.453	28.234	21.500	74.813		5	12:07:17.504	1:13.187	23.453	28.234	21.500	74.813	
6	12:08:30.510	1:13.006	23.478	27.789	21.739	77.047		6	12:08:30.510	1:13.006	23.478	27.789	21.739	77.047	
7	12:09:43.165	1:12.655	23.308	27.750	21.597	74.564		7	12:09:43.165	1:12.655	23.308	27.750	21.597	74.564	
8	12:10:55.284	1:12.119	23.067	27.700	21.352	76.432		8	12:10:55.284	1:12.119	23.067	27.700	21.352	76.432	
9	12:12:07.782	1:12.498	23.261	27.723	21.514	76.607		9	12:12:07.782	1:12.498	23.261	27.723	21.514	76.607	
(9) Rishon HICKEY								1	12:02:27.495				21.401	76.172	77.135
1	12:02:27.495					21.401	77.135	2	12:03:42.220	1:14.725	21.291	76.519			
2	12:03:42.220	1:14.725	21.291	76.519				3	12:04:56.687	1:14.467		21.320	75.657		
3	12:04:56.687	1:14.467		21.320	75.657			4	12:06:09.942	1:13.255		21.074	76.782		
4	12:06:09.942	1:13.255		21.074	76.782			5	12:07:22.315	1:12.373		21.367	77.671		
5	12:07:22.315	1:12.373		21.367	77.671			6	12:08:36.180	1:13.865		21.124	77.761		
6	12:08:36.180	1:13.865		21.124	77.761			7	12:09:51.072	1:14.892		21.767			
7	12:09:51.072	1:14.892		21.767				8	12:11:06.768	1:15.696		21.806	74.730		
8	12:11:06.768	1:15.696		21.806	74.730			9	12:12:26.609	1:19.841		22.899	70.640		
9	12:12:26.609	1:19.841		22.899	70.640			(15) Finlay MILNE							
1	12:02:32.849			32.261	23.457	70.789	73.022	1	12:02:32.849			32.261	23.457	70.789	73.022
2	12:03:54.031	1:21.182	26.218	32.038	22.926	70.417		2	12:03:54.031	1:21.182	26.218	32.038	22.926	70.417	
3	12:05:15.167	1:21.136	25.971	32.164	23.001	73.989		3	12:05:15.167	1:21.136	25.971	32.164	23.001	73.989	
4	12:06:35.682	1:20.515	25.738	31.215	23.562	72.943		4	12:06:35.682	1:20.515	25.738	31.215	23.562	72.943	

Clerk of the Course

Orbits

Sig :

Time :

Chief Timekeeper : Ian Sharp (SMART Timing)


KMSC 125's

Knockhill 1.267 miles

Race 17 - 4th Race

26/04/2015 13:00

Race (10 Laps) started at 12:01:03



Competitors	Laps									
	1	2	3	4	5	6	7	8	9	10
Josh HODGE (7)	7	7	7	7	7	7	7	7	7	7
Lewis PATERSON (11)	11	11	11	11	11	11	11	11	11	11
James McLAREN (27)	27	27	27	27	27	27	27	27	27	27
Marc GIBSON (21)	21	21	21	21	21	21	21	21	21	21
Lewis NICOL (88)	88	88	88	88	88	88	88	88	88	88
Rishon HICKEY (9)	9	9	9	9	9	9	9	9	9	9
Joel BAVIDGE (47)	47	47	47	47	47	15	15	15		
Finlay MILNE (15)	15	15	15	15	15					

KMSC National Motorcycle Racing

KMSC 125's

Knockhill 1.267 miles

Race 22 - 5th Race

26/04/2015 14:30

Race (8 Laps) started at 13:59:49

POLE POSITION

1

1
7 Josh HODGE

2

11 Lewis PATERSON

3

27 James McLAREN

2

4
21 Marc GIBSON

5

88 Lewis NICOL

6

9 Rishon HICKEY

3

7
15 Finlay MILNE

8

47 Joel BAVIDGE

Clerk of the Course

Orbits

Sig : Time :

Chief Timekeeper : Ian Sharp (SMART Timing)

Results available at www.smart-timing.co.uk & www.mylaps.com

www.mylaps.com

Licensed to: SMART Timing

Printed: 29/04/2015 16:19:31

KMSC National Motorcycle Racing**Sorted on Laps**

Scottish Championship Superstock 600

Knockhill 1.267 miles

Race 18 - 2nd Race

26/04/2015 13:15

Race (10 Laps) started at 12:21:32

Pos	No.	Name	Make/Model	CC	Class Code	Laps	Total Tm	Diff	Best Tm	In Lap	Best Speed
1	49	Paul McCLUNG	Yamaha	R6 600	S6	10	8:43.088		51.661	4	88.289
2	99	Callum GRIGOR	Kawasaki	ZX6R 600	S6	10	8:51.651	8.563	52.267	3	87.265
3	19	Kristopher DUNCAN	Kawasaki	ZX6R	S6	10	8:53.355	10.267	52.586	6	86.736
4	8	Lewis ROLLO	Kawasaki	XR	S6	10	8:54.320	11.232	51.996	4	87.720
5	121	Callum PATERSON	Yamaha	R6 600	S6	10	8:56.448	13.360	52.891	8	86.236
6	45	Ewan GRAY	Kawasaki	ZX6R 600	S6	10	8:59.659	16.571	53.079	4	85.930
7	2	Angus MEARNS	Yamaha	R6 600	S6	10	9:00.984	17.896	53.011	6	86.040
8	7	Jodie CHALK	Triumph	675	S6	10	9:17.741	34.653	54.693	3	83.394
9	72	Peter DUNCAN	Triumph	675R	S6	10	9:35.813	52.725	56.656	2	80.505
10	93	Kyle DUNCAN	Kawasaki	ZX6R 600	S6	9	8:44.444	1 Lap	56.807	8	80.291
11	21	David JACKSON	Suzuki	GSXR600	S6	9	8:45.845	1 Lap	57.183	9	79.763
12	63	Chris EASTWOOD	Suzuki	GSXR600	S6	9	8:55.958	1 Lap	58.332	6	78.192
13	77	Paul MacKEY	Kawasaki	ZX6R 600	S6	9	9:06.328	1 Lap	59.070	5	77.215
14	23	Michael HOSKISSON	Suzuki	GSXR600	S6	9	9:06.465	1 Lap	58.757	5	77.626

Not classified

DNF	30	Liam SHELLCOCK	Triumph	675R	S6	6	5:17.600	DNF	51.835	3	87.993
DNS	31	Allan BRODIE	Yamaha	R6 600	S6			DNF		0	-
DNS	26	Mike SWANSON	Yamaha	R6 600	S6			DNF		0	-
DNS	17	Connor TONER	Kawasaki	ZX6R	S6			DNF		0	-

Margin of Victory	Avg. Speed	Best Lap Tm	Best Speed	Best Lap by
8.563	87.196	51.661	88.289	49 - Paul McCLUNG

Clerk of the Course

Orbits

Sig :

Time :

Chief Timekeeper : Ian Sharp (SMART Timing)

www.mylaps.com

Results available at www.smart-timing.co.uk & www.mylaps.com

Licensed to: SMART Timing

Printed: 29/04/2015 17:00:07

KMSC National Motorcycle Racing

Scottish Championship Superstock 600

Knockhill 1.267 miles

Race 18 - 2nd Race

26/04/2015 13:15

Race (10 Laps) started at 12:21:32

Lap	Time of Day	Lap Tm	S1	S2	S3	S3Spd	SFSpd	Lap	Time of Day	Lap Tm	S1	S2	S3	S3Spd	SFSpd
(49) Paul McLUNG								1	12:22:27.212						
1	12:22:27.212			20.078	15.072	125.201		2	12:23:30.554			21.027	15.498	126.142	
2	12:23:19.945	52.733	17.494	20.136	15.103	124.044		3	12:23:25.033	54.479	18.027	21.123	15.329	119.835	
3	12:24:12.062	52.117	17.244	19.893	14.980	123.815		4	12:24:18.212	53.179	17.599	20.455	15.125	125.435	
4	12:25:03.723	51.661	17.049	19.734	14.878	124.968		5	12:25:11.507	53.295	17.618	20.439	15.238	125.670	
5	12:25:55.450	51.727	17.029	19.782	14.916	125.435		6	12:26:05.001	53.494	17.656	20.705	15.133	126.380	
6	12:26:47.284	51.834	17.108	19.769	14.957	125.201		7	12:26:58.012	53.011	17.531	20.476	15.004	124.968	
7	12:27:39.048	51.764	17.122	19.678	14.964	126.857		8	12:27:52.036	54.024	17.757	20.495	15.772	125.905	
8	12:28:31.082	52.034	17.179	19.880	14.975	126.857		9	12:28:45.354	53.318	17.693	20.518	15.107	126.857	
9	12:29:22.807	51.725			14.914	125.670		10	12:29:39.031	53.677	17.711	20.643	15.323	125.905	
10	12:30:15.128	52.321		20.233	15.006	125.670		(7) Jodie CHALK							
(99) Callum GRIGOR								1	12:22:35.032			21.301	15.752	124.273	
1	12:22:28.011			20.310	15.126	124.504		2	12:23:25.780	55.276	18.654	21.156	15.466	123.815	
2	12:23:20.484	52.473	17.225	19.956	15.292	125.670		3	12:24:20.473	54.693	18.095	21.092	15.506	124.273	
3	12:24:12.751	52.267	17.156	19.976	15.135	125.201		4	12:25:15.395	54.922	18.216	21.110	15.596	123.133	
4	12:25:05.053	52.302	17.316	19.920	15.066	124.968		5	12:26:11.232	55.837	18.358	21.740	15.739	122.908	
5	12:25:57.674	52.621	16.992	20.492	15.137	125.670		6	12:27:06.901	55.669	18.586	21.500	15.583	122.459	
6	12:26:50.061	52.387	17.253	20.028	15.106	125.670		7	12:28:02.725	55.824	18.530	21.238	16.056	122.014	
7	12:27:43.290	53.229	17.256	19.948	16.025	125.201		8	12:28:58.265	55.540	18.740	21.161	15.639	123.360	
8	12:28:37.461	54.171	17.495	20.207	16.469	124.504		9	12:29:53.739	55.474	18.541	21.283	15.650	122.014	
9	12:29:30.285	52.824	17.515	20.013	15.296	125.670		10	12:30:49.781	56.042	18.539	21.412	16.091	121.352	
10	12:30:23.691	53.406	17.670	20.120	15.616	125.670		(72) Peter DUNCAN							
(19) Kristopher DUNCAN								1	12:22:34.521			22.303	16.534	114.910	
1	12:22:28.708			20.974	15.289	126.857		2	12:23:32.122	57.601	19.249	22.079	16.273	114.518	
2	12:23:21.519	52.811	17.592	20.239	14.980	128.559		3	12:24:30.306	58.184	19.372	22.354	16.458	116.103	
3	12:24:14.326	52.807	17.312	20.122	15.373	128.313		4	12:25:25.989	57.160	18.937	22.106	16.117	118.356	
4	12:25:07.127	52.801	17.546	20.171	15.084	127.339		5	12:26:22.822	56.833	18.995	21.807	16.031	119.835	
5	12:25:59.872	52.745	17.502	20.293	14.950	127.098		6	12:27:19.673	56.851			15.965	120.265	
6	12:26:52.458	52.586	17.424	20.047	15.115	127.824		7	12:28:16.372	56.699		21.494	16.143	121.133	
7	12:27:45.230	52.772	17.437	20.050	15.285	127.824		8	12:29:13.182	56.810			15.878	118.985	
8	12:28:38.899	53.669	18.541	20.074	15.054	128.559		9	12:30:10.473	57.291	18.914	21.364	17.013	121.572	
9	12:29:32.273	53.374	17.762	20.694	14.918	129.551		10	12:31:07.853	57.380			16.158	121.572	
10	12:30:25.395	53.122	17.481	20.589	15.052	129.053		(93) Kyle DUNCAN							
(8) Lewis ROLLO								1	12:22:34.947			22.068	16.642	120.480	
1	12:22:27.131			20.139	15.028	126.857		2	12:23:33.185	58.238	19.457	22.052	16.729	119.409	
2	12:23:19.867	52.736	17.453	20.242	15.041	126.142		3	12:24:31.290	58.105	19.112	22.277	16.716	120.049	
3	12:24:12.342	52.475	17.482	20.009	14.984	127.824		4	12:25:29.198	57.908	19.017	22.133	16.758	118.565	
4	12:25:04.338	51.996	17.257	19.916	14.823	127.824		5	12:26:27.139	57.941	19.115	22.253	16.573	120.265	
5	12:26:02.975	58.637	17.070	26.284	15.283	124.044		6	12:27:25.152	58.013			16.401	118.775	
6	12:26:55.224	52.249	17.285	20.092	14.872	126.857		7	12:28:23.149	57.997			16.645	120.265	
7	12:27:47.817	52.593	17.421	20.178	14.994	127.581		8	12:29:20.702	57.553			16.519	120.697	
8	12:28:40.426	52.609	17.383	19.929	15.297	129.053		9	12:30:17.885	57.183			16.400	118.985	
9	12:29:33.817	53.391	17.388	20.925	15.078	129.302		(21) David JACKSON							
10	12:30:26.360	52.543	17.433	20.178	14.932	128.559		1	12:22:37.787			23.204	17.480	115.305	
(121) Callum PATERSON								2	12:23:37.637	59.850	19.744	23.165	16.941	111.105	
1	12:22:29.490			20.923	15.516	124.735		3	12:24:36.661	59.024	19.441	22.874	16.709	112.976	
2	12:23:22.774	53.284	17.673	20.322	15.289	123.815		4	12:25:35.255	58.594	19.273	22.675	16.646	115.504	
3	12:24:15.875	53.101	17.529	20.389	15.183	122.014		5	12:26:33.757	58.502	19.099	22.830	16.573	113.357	
4	12:25:08.984	53.109	17.516	20.288	15.305	123.360		6	12:27:32.089	58.332			16.464	117.116	
5	12:26:02.442	53.458	17.536	20.781	15.141	122.014		7	12:28:30.645	58.556			16.521	117.526	
6	12:26:55.905	53.463	17.522	20.368	15.573	122.014		8	12:29:29.643	58.998			16.496	118.356	
7	12:27:48.797	52.892	17.499	20.122	15.271	123.587		9	12:30:27.998	58.355			16.397	118.565	
8	12:28:41.688	52.891	17.468	20.170	15.253	123.360		(63) Chris EASTWOOD							
9	12:29:35.314	53.626	17.557	20.842	15.227	121.792		1	12:22:37.787			23.204	17.480	115.305	
10	12:30:28.488	53.174	17.442	20.438	15.294	121.572		2	12:23:37.637	59.850	19.744	23.165	16.941	111.105	
(45) Ewan GRAY								3	12:24:36.661	59.024	19.441	22.874	16.709	112.976	
1	12:22:30.333			21.246	15.479	124.504		4	12:25:35.255	58.594	19.273	22.675	16.646	115.504	
2	12:23:24.464	54.131	17.906	20.925	15.300	120.915		5	12:26:33.757	58.502	19.099	22.830	16.573	113.357	
3	12:24:17.943	53.479	17.573	20.744	15.162	121.792		6	12:27:32.089	58.332			16.464	117.116	
4	12:25:11.022	53.079	17.553	20.481	15.045	122.014		7	12:28:30.645	58.556			16.521	117.526	
5	12:26:04.374	53.352	17.564	20.751	15.037	122.236		8	12:29:29.643	58.998			16.496	118.356	
6	12:26:57.879	53.505	17.836	20.565	15.104	121.792		9	12:30:27.998	58.355			16.397	118.565	
7	12:27:51.170	53.291			15.204	122.014		(77) Paul MacKEY							
8	12:28:44.552	53.382			15.218	122.908		1	12:22:38.620			23.444	17.612	114.518	
9	12:29:37.758	53.206			15.055	122.236		2	12:23:37.974	59.354	19.370	22.785	17.199	111.660	
10	12:30:31.699	53.941			15.209	122.683		3	12:24:37.201	59.227	19.719	22.902	16.606	112.597	
								4	12:25:36.657	59.456	19.297	23.142	17.017	109.832	
								5	12:26:35.727	59.070	19.540	22.713	16.817	115.305	

Clerk of the Course

Sig :

Time :

Chief Timekeeper : Ian Sharp (SMART Timing)

Results available at www.smart-timing.co.uk & www.mylaps.com

www.mylaps.com

Licensed to: SMART Timing

KMSC National Motorcycle Racing

Scottish Championship Superstock 600

Knockhill 1.267 miles

Race 18 - 2nd Race

26/04/2015 13:15

Race (10 Laps) started at 12:21:32

Lap	Time of Day	Lap Tm	S1	S2	S3	S3Spd	SFSpd	Lap	Time of Day	Lap Tm	S1	S2	S3	S3Spd	SFSpd
6	12:27:37.133	1:01.406	19.436	22.475	19.495	112.220									
7	12:28:37.613	1:00.480			17.856	113.935									
8	12:29:37.654	1:00.041			17.301	114.129									
9	12:30:38.368	1:00.714			17.145	116.103									

(23) Michael HOSKISSON

1	12:22:39.656			24.267	17.385	117.940									
2	12:23:39.904	1:00.248	20.158	22.983	17.107	116.506									
3	12:24:38.958	59.054	19.737	22.445	16.872	118.775									
4	12:25:37.902	58.944	19.525	22.531	16.888	118.147									
5	12:26:36.659	58.757	19.638	22.606	16.513	117.940									
6	12:27:35.546	58.887	19.638	22.343	16.906	118.356									
7	12:28:35.305	59.759	19.432	23.106	17.221	114.518									
8	12:29:37.233	1:01.928	20.863	23.759	17.306	115.504									
9	12:30:38.505	1:01.272	20.682	23.231	17.359	115.504									

(30) Liam SHELLCOCK

1	12:22:28.609			20.781	15.064	129.551									
2	12:23:21.191	52.582	17.505	19.989	15.088	127.824									
3	12:24:13.026	51.835	17.216	19.827	14.792	128.313									
4	12:25:05.112	52.086	17.403	19.828	14.855	129.302									
5	12:25:57.301	52.189	17.357	19.894	14.938	126.380									
6	12:26:49.640	52.339	17.328	20.038	14.973	127.098									

Clerk of the Course

Orbits

Sig :

Time :

Chief Timekeeper : Ian Sharp (SMART Timing)

Results available at www.smart-timing.co.uk & www.mylaps.com

www.mylaps.com

Licensed to: SMART Timing

Printed: 29/04/2015 17:00:23

Page 2/2


Scottish Championship Superstock 600

Knockhill 1.267 miles

Race 18 - 2nd Race

26/04/2015 13:15

Race (10 Laps) started at 12:21:32



Competitors	Laps										
	1	2	3	4	5	6	7	8	9	10	
Lewis ROLLO (8)	1	8	8	49	49	49	49	49	49	49	49
Paul McCLUNG (49)	2	49	49	8	8	30	30	99	99	99	99
Callum GRIGOR (99)	3	99	99	99	99	99	99	19	19	19	19
Liam SHELLCOCK (30)	4	30	30	30	30	19	19	8	8	8	8
Kristopher DUNCAN (19)	5	19	19	19	19	121	8	121	121	121	121
Callum PATERSON (121)	6	121	121	121	121	8	121	45	45	45	45
Ewan GRAY (45)	7	45	45	45	45	45	2	2	2	2	2
Jodie CHALK (7)	8	7	2	2	2	2	2	7	7	7	7
Angus MEARNS (2)	9	2	7	7	7	7	7	72	72	72	72
Kyle DUNCAN (93)	10	93	72	72	72	72	72	93	93	93	93
David JACKSON (21)	11	21	93	93	93	93	21	21	21	21	21
Peter DUNCAN (72)	12	72	21	21	21	21	93	63	63	63	63
Chris EASTWOOD (63)	13	63	63	63	63	63	63	23	23	77	77
Paul MacKEY (77)	14	77	77	77	77	77	23	77	77	23	23
Michael HOSKISSON (23)	15	23	23	23	23	23	77				
-	16										
-	17										
-	18										

KMSC National Motorcycle Racing

KMSC Superstock 600

Knockhill 1.267 miles

Race 23 - 3rd Race

26/04/2015 14:45

Race (10 Laps) started at 14:14:44

POLE POSITION

1
1
49 Paul McCLUNG

2
99 Callum GRIGOR

3
19 Kristopher DUNCAN

2
4
8 Lewis ROLLO

5
121 Callum PATERSON

6
45 Ewan GRAY

3
7
2 Angus MEARNES

8
7 Jodie CHALK

9
72 Peter DUNCAN

4
10
93 Kyle DUNCAN

11
21 David JACKSON

12
63 Chris EASTWOOD

5
13
77 Paul MacKEY

14
23 Michael HOSKISSON

15
30 Liam SHELLCOCK

6
16
31 Allan BRODIE

17
26 Mike SWANSON

18
17 Connor TONER

Clerk of the Course

Orbits

Sig :

Time :

Chief Timekeeper : Ian Sharp (SMART Timing)

Results available at www.smart-timing.co.uk & www.mylaps.com

www.mylaps.com

Licensed to: SMART Timing

Printed: 29/04/2015 17:01:02

KMSC National Motorcycle Racing

Sorted on Laps

KMSC Cupar Motorcycles Pre Injection 600

Knockhill 1.267 miles

Race 19 - 4th Race

26/04/2015 13:30

Race (10 Laps) started at 12:38:52

Pos	No.	Name	Make/Model	CC	Class Code	Laps	Total Tm	Diff	Best Tm	In Lap	Best Speed
1	21	Michael BURKE	Yamaha	R6 600	PI6	10	9:12.162		54.103	6	84.304
2	84	Kyle HARPER	Yamaha	R6 600	PI6	10	9:13.097	0.935	54.111	10	84.291
3	11	Patrick FORMAN	Yamaha	R6 600	PI6	10	9:13.486	1.324	54.386	10	83.865
4	86	Russell WILL	Yamaha	R6 600	PI6	10	9:18.829	6.667	54.766	2	83.283
5	88	Brian MARR	Yamaha	R6 600	PI6	10	9:24.161	11.999	55.371	9	82.373
6	3	Richard BRIGHT	Yamaha	R6 600	PI6	10	9:24.466	12.304	55.180	3	82.658
7	47	Steven HADDOW	Yamaha	R6 600	PI6	10	9:24.850	12.688	55.300	10	82.479
8	60	Douglas BROWN	Yamaha	R6 600	PI6	10	9:35.883	23.721	56.391	4	80.883
9	91	Lewis SHAND	Yamaha	R6 600	PI6	10	9:39.831	27.669	56.270	6	81.057
10	72	Douglas SHEARER	Yamaha	R6 600	PI6	10	9:40.239	28.077	56.762	6	80.355
11	48	David McCAFFERTY	Yamaha	R6 600	PI6	10	9:46.904	34.742	55.902	6	81.591
12	0	Alex McGUINNESS	Yamaha	R6 600	PI6	10	9:49.100	36.938	57.518	4	79.299
13	92	Andrew CRAIGMILE	Yamaha	YZF R6	PI6	10	9:50.228	38.066	56.962	7	80.073
14	119	Allan HARROW	Yamaha	R6 600	PI6	10	9:52.391	40.229	57.991	4	78.652
15	18	Carl VICKERS	Yamaha	R6 600	PI6	10	9:52.805	40.643	57.817	5	78.888
16	64	Andrew CUTHBERT	Kawasaki	ZXR 600	PI6	10	9:56.792	44.630	57.076	6	79.913
17	69	Mark BOWRAN	Yamaha	R6 600	PI6	10	9:57.684	45.522	56.649	7	80.515
18	8	Lloyd MacDONALD	Yamaha	R6 600	PI6	10	10:04.942	52.780	58.495	6	77.974
19	6	James WILKEN	Yamaha	R6 600	PI6	10	10:08.313	56.151	59.816	4	76.252
20	73	Fraser CAMERON	Yamaha	R6 600	PI6	9	9:35.717	1 Lap	1:00.505	8	75.384
21	45	Gerry SULLIVAN	Kawasaki	ZX6R 600	PI6	9	9:49.434	1 Lap	1:03.422	7	71.917
22	29	Ross CLIMSON	Yamaha	R6 600	PI6	9	9:49.959	1 Lap	1:03.794	7	71.497
23	58	Barry STEWART	Yamaha	R6 600	PI6	9	10:11.429	1 Lap	1:01.740	7	73.876

Not classified

DNS	75	Harry PULLAR	Yamaha	R6 600	PI6			DNS		0	-
DNS	17	Mike ANDERSON	Yamaha	R6 600	PI6			DNS		0	-
DNS	81	Stewart MARR	Yamaha	R6 600	PI6			DNS		0	-

Announcements

Bike No's 64 & 69 - Racetime includes 10 second time penalty - Overtaking under yellow flags.

Margin of Victory	Avg. Speed	Best Lap Tm	Best Speed	Best Lap by
0.935	82.604	54.103	84.304	21 - Michael BURKE

Clerk of the Course

Orbits

Sig : Time :

Chief Timekeeper : Ian Sharp (SMART Timing)

www.mylaps.com

Results available at www.smart-timing.co.uk & www.mylaps.com

Licensed to: SMART Timing

Printed: 29/04/2015 16:30:57

KMSC National Motorcycle Racing

KMSC Cupar Motorcycles Pre Injection 600

Knockhill 1.267 miles

Race 19 - 4th Race

26/04/2015 13:30

Race (10 Laps) started at 12:38:52

Lap	Time of Day	Lap Tm	S1	S2	S3	S3Spd	SFSpd	Lap	Time of Day	Lap Tm	S1	S2	S3	S3Spd	SFSpd
(21) Michael BURKE								(60) Douglas BROWN							
1	12:39:50.671			21.406	15.802	118.565		1	12:39:54.106			22.231	16.327	117.940	
2	12:40:45.788	55.117	18.489	21.054	15.574	117.940		2	12:40:50.822	56.716	18.299	21.536	16.185	110.193	
3	12:41:40.552	54.764	18.077	21.139	15.548	114.714		3	12:41:46.779	55.957			16.122	116.912	
4	12:42:34.919	54.367			15.270	122.908		4	12:42:42.248	55.469	18.211	21.318	15.940	116.506	
5	12:43:30.145	55.226		21.101	15.569	115.903		5	12:43:38.412	56.164	18.576	21.612	15.976	116.103	
6	12:44:24.248	54.103	17.955	20.912	15.236	121.133		6	12:44:34.370	55.958	18.329	21.612	16.017	114.129	
7	12:45:19.717	55.469			15.669	118.985		7	12:45:29.941	55.571			15.983	116.304	
8	12:46:14.867	55.150		20.828	16.031	110.012		8	12:46:26.038	56.097			16.048	116.709	
9	12:47:09.213	54.346	17.905	21.015	15.426	115.703		9	12:47:21.666	55.628	18.372	21.349	15.907	117.116	
10	12:48:04.278	55.065	18.685	20.920	15.460	119.196		10	12:48:16.966	55.300			16.052	118.985	
(84) Kyle HARPER								(91) Lewis SHAND							
1	12:39:50.274			21.506	15.786	117.116		1	12:39:56.277			22.664	17.837	108.588	
2	12:40:45.546	55.272	18.319	21.232	15.721	116.506		2	12:40:54.488	58.211	19.147	21.678	16.365	114.714	
3	12:41:40.284	54.738	17.906	21.080	15.752	117.116		3	12:41:47.756	56.530	18.665	21.669	16.196	115.305	
4	12:42:34.923	54.639	17.980	21.104	15.555	117.733		4	12:42:44.147	56.391	18.655	21.609	16.127	114.518	
5	12:43:30.475	55.552	18.397	21.193	15.962	117.321		5	12:43:41.054	56.907	18.798	21.894	16.215	113.166	
6	12:44:25.486	55.011	18.245	20.903	15.863	119.409		6	12:44:38.216	57.162	18.801	22.004	16.357	113.549	
7	12:45:21.422	55.936	18.851	21.306	15.779	117.321		7	12:45:35.248	57.032	18.859	21.881	16.292	113.166	
8	12:46:16.057	54.635	17.824	21.021	15.790	117.116		8	12:46:32.313	57.065	18.844	21.940	16.281	114.129	
9	12:47:11.102	55.045	18.245	21.208	15.592	117.733		9	12:47:29.635	57.322	19.108	21.896	16.318	113.357	
10	12:48:05.213	54.111	17.711	20.850	15.550	118.565		10	12:48:27.999	58.364	19.522	22.610	16.232	112.976	
(11) Patrick FORMAN								(92) Andrew CRAIGMILE							
1	12:39:50.963			21.233	15.913	119.621		1	12:39:57.262			22.958	17.131	117.321	
2	12:40:46.251	55.288	18.456	21.092	15.740	118.985		2	12:40:56.149	58.887			16.991	116.506	
3	12:41:41.103	54.852	18.143	20.959	15.750	119.196		(0) Alex McGUINNESS							
4	12:42:35.673	54.570	17.982	20.984	15.604	119.835		1	12:39:58.661			23.357	17.504	117.940	
5	12:43:31.003	55.330	18.140	21.183	16.007	117.940		2	12:40:57.239	58.578	19.944	22.272	16.362	120.915	
6	12:44:25.778	54.775	18.158	20.925	15.692	119.621		3	12:41:56.143	58.904	20.014	22.417	16.473	120.049	
7	12:45:21.805	56.027	19.115	21.231	15.681	117.526		4	12:42:53.661	57.518	19.356	21.983	16.179	118.356	
8	12:46:16.466	54.661	18.079	20.953	15.629	118.565		5	12:43:51.270	57.609	18.923	22.135	16.551	119.621	
9	12:47:11.216	54.750			15.524	118.356		6	12:44:49.517	58.247	19.692	22.241	16.314	120.049	
10	12:48:05.602	54.386		20.612	15.805	119.621		7	12:45:47.092	57.575	19.045	22.058	16.472	117.321	
(86) Russell WILL								(48) David McCAFFERTY							
1	12:39:51.949			21.360	15.797	118.356		1	12:39:51.812				16.004	118.356	
2	12:40:46.715	54.766	18.229	20.896	15.641	122.236		2	12:40:47.753	55.941	18.539	21.554	15.848	120.265	
3	12:41:41.795	55.080	18.028	21.237	15.815	121.792		3	12:42:02.671	1:14.918	18.688	39.201	17.029	109.474	
4	12:42:36.823	55.028	18.085	21.206	15.737	122.014		4	12:42:59.750	57.079	18.957	21.991	16.131	119.196	
5	12:43:32.161	55.338	18.224	21.258	15.856	120.480		5	12:43:56.748	56.998			16.140	120.480	
6	12:44:28.771	56.610	18.608	22.020	15.982	121.133		6	12:44:52.650	55.902			15.951	118.985	
7	12:45:24.585	55.814	18.596	21.311	15.907	120.697		7	12:45:48.633	55.983	18.477	21.363	16.143	120.265	
8	12:46:19.886	55.301	18.155	21.292	15.854	120.915		8	12:46:45.519	56.886			16.127	120.697	
9	12:47:15.360	55.474	18.267	21.508	15.699	120.915		9	12:47:42.134	56.615		21.739	15.786	118.565	
10	12:48:10.945	55.585	18.233	21.270	16.082	120.049		10	12:48:39.020	56.886			15.888	118.565	
(88) Brian MARR								(92) Andrew CRAIGMILE							
1	12:39:53.022				16.840	109.296		1	12:39:57.262			22.958	17.131	117.321	
2	12:40:49.155	56.133	18.586	21.541	16.006	118.565		2	12:40:56.149	58.887			16.991	116.506	
3	12:41:45.619	56.464			15.920	116.709		(47) Steven HADDOW							
4	12:42:41.165	55.546			15.648	115.903		1	12:39:52.852						
5	12:43:37.109	55.944	18.440	21.615	15.889	115.107		2	12:40:48.098	55.246					
6	12:44:32.977	55.868			15.852	115.107		3	12:41:43.278	55.180					
7	12:45:28.454	55.477			15.995	117.940		4	12:42:38.670	55.392					
8	12:46:24.131	55.677	18.069	21.914	15.694	114.518		5	12:43:34.623	55.953					
9	12:47:19.502	55.371			15.577	115.903		6	12:44:31.282	56.659					
10	12:48:16.277	56.775			15.833	115.504		7	12:45:27.986	56.704					
(3) Richard BRIGHT								(92) Andrew CRAIGMILE							
1	12:39:52.852				16.156	117.526		1	12:39:57.262			22.958	17.131	117.321	
2	12:40:48.098	55.246			15.588	117.116		2	12:40:56.149	58.887			16.991	116.506	
3	12:41:43.278	55.180			15.728	115.903		(47) Steven HADDOW							
4	12:42:38.670	55.392			15.742	115.703		1	12:39:52.852						
5	12:43:34.623	55.953			15.902	114.129		2	12:40:48.098	55.246					
6	12:44:31.282	56.659			16.353	115.903		3	12:41:43.278	55.180					
7	12:45:27.986	56.704			16.344	115.504		4	12:42:38.670	55.392					
8	12:46:24.693	56.707			15.956	114.129		5	12:43:34.623	55.953					
9	12:47:20.491	55.798			15.836	116.103		6	12:44:31.282	56.659					
10	12:48:16.582	56.091	18.529	21.773	15.789	115.504		7	12:45:27.986	56.704					

Clerk of the Course

Sig :

Time :

Chief Timekeeper : Ian Sharp (SMART Timing)

Results available at www.smart-timing.co.uk & www.mylaps.com

Printed: 29/04/2015 16:31:12

Orbits

www.mylaps.com

Licensed to: SMART Timing

Page 1/2

KMSC National Motorcycle Racing

KMSC Cupar Motorcycles Pre Injection 600

Knockhill 1.267 miles

Race 19 - 4th Race

26/04/2015 13:30

Race (10 Laps) started at 12:38:52

Lap	Time of Day	Lap Tm	S1	S2	S3	S3Spd	SFSpd	Lap	Time of Day	Lap Tm	S1	S2	S3	S3Spd	SFSpd
(19) Allan HARROW															
1	12:39:56.851			22.816	17.395	118.985		1	12:40:04.370				18.442	98.111	
2	12:40:55.288	58.437	19.453	22.117	16.867	117.526		2	12:41:10.070	1:05.700	22.310	24.822	18.568	99.125	
3	12:41:53.532	58.244	19.380	22.221	16.643	116.103		3	12:42:14.676	1:04.606	22.370	24.368	17.868	107.030	
4	12:42:51.523	57.991	19.095	22.277	16.619	115.305		4	12:43:18.866	1:04.190			18.328	108.941	
5	12:43:51.054	59.531	19.899	22.794	16.838	116.304		5	12:44:21.812	1:02.946			17.736	110.012	
6	12:44:49.827	58.773	19.395	22.369	17.009	116.304		6	12:45:24.636	1:02.824	21.613	23.516	17.695	110.922	
7	12:45:48.019	58.192	19.496	22.077	16.619	119.196		7	12:46:26.021	1:01.385			17.247	109.118	
8	12:46:46.498	58.479	19.197	22.623	16.659	114.518		8	12:47:26.526	1:00.505			17.444	114.129	
9	12:47:44.896	58.398	19.376	22.176	16.846	118.356		9	12:48:27.833	1:01.307			17.591	110.374	
10	12:48:44.507	59.611	19.732	22.981	16.898	117.526		(73) Fraser CAMERON							
(18) Carl VICKERS															
1	12:39:57.452				17.717	115.107		1	12:40:03.860			25.672	18.148	105.349	
2	12:40:56.949	59.497			16.928	113.549		2	12:41:09.646	1:05.786	22.341	25.044	18.401	103.402	
3	12:41:55.700	58.751			16.562	112.786		3	12:42:14.098	1:04.452	21.826	24.459	18.167	106.015	
4	12:42:54.122	58.422			16.808	111.474		4	12:43:19.447	1:05.349	21.743	24.628	18.978	105.681	
5	12:43:51.939	57.817			16.655	114.714		5	12:44:23.299	1:03.852	21.376	24.338	18.138	106.859	
6	12:44:50.195	58.256			16.683	114.323		6	12:45:28.421	1:05.122	22.198	24.726	18.198	105.020	
7	12:45:48.443	58.248			16.715	111.660		7	12:46:31.843	1:03.422	21.133	24.364	17.925	104.529	
8	12:46:46.646	58.203			16.413	113.935		8	12:47:36.582	1:04.739	22.085	24.554	18.100	105.184	
9	12:47:45.403	58.757			16.797	114.518		9	12:48:41.550	1:04.968	21.663	25.143	18.162	101.218	
10	12:48:44.921	59.518			17.134	115.107		(29) Ross CLIMSON							
(64) Andrew CUTHBERT															
1	12:39:57.029			22.504	18.539	117.940		1	12:40:03.982			25.861	18.353	103.242	
2	12:40:55.900	58.871	19.809	22.081	16.981	116.912		2	12:41:10.102	1:06.120	21.933	25.219	18.968	101.066	
3	12:41:53.697	57.797	19.098	22.025	16.674	117.321		3	12:42:14.227	1:04.125	22.000	24.355	17.770	107.372	
4	12:42:51.473	57.776	19.294	21.935	16.547	116.912		4	12:43:18.602	1:04.375	21.276	24.745	18.354	103.882	
5	12:43:48.890	57.417	19.057	21.721	16.639	118.147		5	12:44:23.460	1:04.858	21.189	25.250	18.419	103.721	
6	12:44:45.966	57.076	18.851	21.696	16.529	118.147		6	12:45:28.723	1:05.263	22.538	24.467	18.258	109.296	
7	12:45:43.484	57.518	18.971	21.924	16.623	114.910		7	12:46:32.517	1:03.794	21.701	24.458	17.635	107.030	
8	12:46:40.821	57.337	18.954	21.834	16.549	117.321		8	12:47:36.818	1:04.301	21.755	24.497	18.049	106.520	
9	12:47:38.655	57.834	19.187	22.095	16.552	114.323		9	12:48:42.075	1:05.257	22.638	24.679	17.940	109.118	
10	12:48:38.908	1:00.253			16.782	117.733		(58) Barry STEWART							
(69) Mark BOWMAN															
1	12:39:57.900			23.140	17.160	115.107		1	12:40:00.586			24.442	17.447	109.118	
2	12:40:56.673	58.773	20.103	22.283	16.387	117.733		2	12:41:02.907	1:02.321	21.374	23.772	17.175	108.588	
3	12:41:54.456	57.783	19.216	22.206	16.361	116.103		3	12:42:05.700	1:02.793	21.127	24.136	17.530	107.717	
4	12:42:52.052	57.596	19.195	22.013	16.388	117.733		4	12:43:08.712	1:03.012	21.382	24.142	17.488	110.012	
5	12:43:50.418	58.366	19.639	22.613	16.114	114.714		5	12:44:10.772	1:02.060	20.958	23.727	17.375	112.033	
6	12:44:47.703	57.285	19.014	21.981	16.290	115.903		6	12:45:13.218	1:02.446	20.966	23.965	17.515	109.474	
7	12:45:44.352	56.649	18.874	21.794	15.981	115.305		7	12:46:14.958	1:01.740	20.638	23.915	17.187	111.105	
8	12:46:41.623	57.271	18.982	22.145	16.144	116.103		8	12:47:18.043	1:03.085	21.341	23.862	17.882	111.846	
9	12:47:39.112	57.489	18.822	21.911	16.756	116.912		9	12:49:03.545	1:45.502	51.660	31.363	22.479	93.595	
10	12:48:39.800	1:00.688	19.771	24.403	16.514	112.976		(8) Lloyd MacDONALD							
(8) Lloyd MacDONALD															
1	12:39:58.859			23.476	17.189	115.703		1	12:40:00.586			24.442	17.447	109.118	
2	12:40:58.232	59.373	20.252	22.552	16.569	117.526		2	12:41:02.907	1:02.321	21.374	23.772	17.175	108.588	
3	12:41:58.065	59.833	20.023	22.930	16.880	116.506		3	12:42:05.700	1:02.793	21.127	24.136	17.530	107.717	
4	12:42:58.013	59.948	20.105	22.882	16.961	115.107		4	12:43:08.712	1:03.012	21.382	24.142	17.488	110.012	
5	12:43:57.173	59.160	19.478	22.846	16.836	114.323		5	12:44:10.772	1:02.060	20.958	23.727	17.375	112.033	
6	12:44:55.668	58.495	19.287	22.361	16.847	114.714		6	12:45:13.218	1:02.446	20.966	23.965	17.515	109.474	
7	12:45:55.084	59.416	19.566	22.720	17.130	111.846		7	12:46:14.958	1:01.740	20.638	23.915	17.187	111.105	
8	12:46:54.792	59.708	19.818	22.864	17.026	111.474		8	12:47:18.043	1:03.085	21.341	23.862	17.882	111.846	
9	12:47:54.924	1:00.132	19.777	23.021	17.334	112.597		9	12:49:03.545	1:45.502	51.660	31.363	22.479	93.595	
10	12:48:57.058	1:02.134	20.189	25.172	16.773	112.220		(6) James WILKEN							
(6) James WILKEN															
1	12:39:57.928			23.532	17.381	111.105		1	12:40:00.586			24.442	17.447	109.118	
2	12:40:57.816	59.888	20.389	22.316	17.183	113.549		2	12:41:02.907	1:02.321	21.374	23.772	17.175	108.588	
3	12:41:57.783	59.967	20.007	22.958	17.002	112.220		3	12:42:05.700	1:02.793	21.127	24.136	17.530	107.717	
4	12:42:57.599	59.816	20.074	22.565	17.177	110.193		4	12:43:08.712	1:03.012	21.382	24.142	17.488	110.012	

Clerk of the Course

Orbits

Sig :

Time :

Chief Timekeeper : Ian Sharp (SMART Timing)

www.mylaps.com

Results available at www.smart-timing.co.uk & www.mylaps.com

Licensed to: SMART Timing

Printed: 29/04/2015 16:31:12

Page 2/2


KMSC Cupar Motorcycles Pre Injection 600

Knockhill 1.267 miles

Race 19 - 4th Race

26/04/2015 13:30

Race (10 Laps) started at 12:38:52



Competitors	Laps										
	1	2	3	4	5	6	7	8	9	10	
Kyle HARPER (84)	1	84	84	84	21	21	21	21	21	21	21
Michael BURKE (21)	2	21	21	21	84	84	84	84	84	84	84
Patrick FORMAN (11)	3	11	11	11	11	11	11	11	11	11	11
David McCafferty (48)	4	48	86	86	86	86	86	86	86	86	86
Russell WILL (86)	5	86	48	3	3	3	3	3	88	88	88
Richard BRIGHT (3)	6	3	3	88	88	88	88	88	3	3	3
Brian MARR (88)	7	88	88	47	47	47	47	47	47	47	47
Douglas BROWN (60)	8	60	47	60	60	60	60	60	60	60	60
Steven HADDOW (47)	9	47	60	72	72	72	72	72	91	91	91
Douglas SHEARER (72)	10	72	72	91	91	91	91	91	72	72	72
Lewis SHAND (91)	11	91	91	119	64	64	64	64	64	64	64
Allan HARROW (119)	12	119	119	64	119	69	69	69	69	69	48
Andrew CUTHBERT (64)	13	64	64	92	69	119	0	92	0	48	69
Andrew CRAIGMILE (92)	14	92	92	69	92	92	119	0	92	0	0
Carl VICKERS (18)	15	18	69	18	0	0	92	119	48	92	92
Mark BOWRAN (69)	16	69	18	0	18	18	18	18	119	119	119
James WILKEN (6)	17	6	0	6	6	48	48	48	18	18	18
Alex McGUINNESS (0)	18	0	6	8	8	8	8	8	8	8	8
Lloyd MacDONALD (8)	19	8	8	48	48	6	6	6	6	6	6
Barry STEWART (58)	20	58	58	58	58	58	58	58	58	73	
Gerry SULLIVAN (45)	21	45	45	45	29	73	73	73	73	45	
Ross CLIMSON (29)	22	29	73	29	73	45	45	45	45	29	
Fraser CAMERON (73)	23	73	29	73	45	29	29	29	29	58	
-	24										
-	25										
-	26										

KMSC National Motorcycle Racing

KMSC Cupar Motorcycles Pre Injection 600

Knockhill 1.267 miles

Race 24 - 5th Race

26/04/2015 15:00

Race (10 Laps) started at 14:28:55

POLE POSITION

1	1 21 Michael BURKE	2 84 Kyle HARPER	3 11 Patrick FORMAN
2	4 86 Russell WILL	5 88 Brian MARR	6 3 Richard BRIGHT
3	7 47 Steven HADDOW	8 60 Douglas BROWN	9 91 Lewis SHAND
4	10 72 Douglas SHEARER	11 48 David McCAFFERTY	12 0 Alex McGUINNESS
5	13 92 Andrew CRAIGMILE	14 119 Allan HARROW	15 18 Carl VICKERS
6	16 64 Andrew CUTHBERT	17 69 Mark BOWRAN	18 8 Lloyd MacDONALD
7	19 6 James WILKEN	20 73 Fraser CAMERON	21 45 Gerry SULLIVAN
8	22 29 Ross CLIMSON	23 58 Barry STEWART	24 75 Harry PULLAR
9	25 17 Mike ANDERSON	26 81 Stewart MARR	

Clerk of the Course

Orbits

Sig : Time :

Chief Timekeeper : Ian Sharp (SMART Timing)

Results available at www.smart-timing.co.uk & www.mylaps.com

www.mylaps.com

Licensed to: SMART Timing

Printed: 29/04/2015 16:31:59

KMSC National Motorcycle Racing

Sorted on Laps

Scottish Championship Lightweights

Knockhill 1.267 miles

Race 20 - 2nd Race - Re-Start

26/04/2015 13:50

Race (5 Laps) started at 13:11:11

Pos	No.	Name	Make/Model	CC	Class Code	Laps	Total Tm	Diff	Best Tm	In Lap	Best Speed
1	33	Adrian CLARK	Kawasaki	ER6	SL	5	4:43.238		55.927	4	81.554
2	21	Grant REID	Kawasaki	ER6	SL	5	4:51.934	8.696	57.184	4	79.762
3	30	Joe TONER	Kawasaki	ER6	SL	5	4:52.370	9.132	57.495	5	79.330
4	70	John ANDRUCCI	Suzuki	GSXR1100	PCS	5	4:52.806	9.568	56.823	5	80.268
5	13	Andrew BARTON	Suzuki	SV650	SL	5	4:54.144	10.906	57.748	3	78.983
6	12	Dan JAMES	Suzuki	SV650	SL	5	5:02.228	18.990	59.163	4	77.094
7	39	Stuart HAMILTON	Kawasaki	ZXR400	SL	5	5:02.377	19.139	59.262	4	76.965
8	79	Ashley ROBSON	Kawasaki	ZXR400	SL	5	5:08.514	25.276	59.915	3	76.126
9	66	Kevin WATRET	Kawasaki	ER6	SL	5	5:08.536	25.298	1:00.434	3	75.472
10	25	Jim PURVIS	Yamaha	FZR400	SL	5	5:09.334	26.096	1:00.260	3	75.690
11	118	Rod WALKER	Kawasaki	ZXR400	SL	5	5:11.664	28.426	1:00.289	3	75.654
12	4	Alan GIBSON	Suzuki	SV650	SL	5	5:13.692	30.454	59.001	3	77.305
13	67	Eddie BUTLER	Honda	SP1	C	5	5:15.293	32.055	58.615	5	77.814
14	56	Phil WALTERS	Suzuki	SV650	SL	5	5:15.412	32.174	1:01.587	5	74.059
15	27	John EASTON	Suzuki	SV650	SL	5	5:20.586	37.348	1:01.374	5	74.316
16	37	Howard CROSS	Kawasaki	GSXR750	PCS	5	5:26.583	43.345	1:03.912	2	71.365
17	32	Craig REID	Kawasaki	ZXR400	SL	5	5:32.277	49.039	1:03.102	5	72.281
18	10	Marc McEWAN	Suzuki	SV650	SL	5	5:33.739	50.501	1:04.973	3	70.200
19	16	Gerry KEIRNAN	Suzuki	SV650	SL	5	5:41.040	57.802	1:06.874	4	68.204
20	74	Christine WATSON	Honda	CBR400RR	SL	5	5:41.419	58.181	1:06.308	3	68.786

Not classified

DNS	54	Ryan GIBSON	Kawasaki	ZXR400	SL			DNS		0	-
DNS	84	Lee NAILER	Suzuki	GSR6000	SL			DNS		0	-
DNS	44	Derek ADAMS	Weslake	900	CS			DNS		0	-
DNS	15	Keith DICKIE	Kawasaki	ER6	SL			DNS		0	-
DNS	89	Craig ROSS	Suzuki	SV650	SL			DNS		0	-
DNS	234	AI CAMERON	Kawasaki	ER6	SL			DNS		0	-

Announcements

RED FLAG after Leader completed 5 Laps - Race re-started over 5 Laps.

New Track Record (56.823) for KMSC Post Classic - Senior by John ANDRUCCI.

Margin of Victory	Avg. Speed	Best Lap Tm	Best Speed	Best Lap by
8.696	80.517	55.927	81.554	33 - Adrian CLARK

Clerk of the Course

Orbits

Sig : Time :

Chief Timekeeper : Ian Sharp (SMART Timing)

www.mylaps.com

Results available at www.smart-timing.co.uk & www.mylaps.com

Licensed to: SMART Timing

Printed: 29/04/2015 16:41:33

KMSC National Motorcycle Racing

Scottish Championship Lightweights

Knockhill 1.267 miles

Race 20 - 2nd Race - Re-Start

26/04/2015 13:50

Race (5 Laps) started at 13:11:11

Lap	Time of Day	Lap Tm	S1	S2	S3	S3Spd	SFSpd
(33) Adrian CLARK							
1	13:12:10.806			21.661	16.177	110.193	107.201
2	13:13:06.763	55.957	18.728	21.227	16.002	112.408	107.544
3	13:14:02.738	55.975	18.665	21.230	16.080	111.290	108.413
4	13:14:58.665	55.927	18.472	21.235	16.220	111.290	107.544
5	13:15:55.190	56.525	18.726	21.477	16.322	110.922	107.544
(21) Grant REID							
1	13:12:13.040			21.950	17.164	114.518	106.689
2	13:13:10.947	57.907	19.065	22.024	16.818	115.107	104.043
3	13:14:08.861	57.914	19.348	21.979	16.587	114.129	107.544
4	13:15:06.045	57.184	19.012	21.713	16.459	114.910	108.588
5	13:16:03.886	57.841	19.153	22.064	16.624	113.742	108.941
(30) Joe TONER							
1	13:12:13.122			17.016	113.742	105.515	
2	13:13:11.001	57.879		16.665	114.323	107.030	
3	13:14:09.287	58.286		16.774	114.518	107.544	
4	13:15:06.827	57.540		16.526	112.220	108.064	
5	13:16:04.322	57.495		16.511	112.220	108.413	
(70) John ANDRUCCI							
1	13:12:15.180			17.235	120.265	111.846	
2	13:13:12.038	56.858		16.266	119.621	115.107	
3	13:14:09.972	57.934		16.737	112.597	111.660	
4	13:15:07.935	57.963		17.074	121.792	118.775	
5	13:16:04.758	56.823		16.531	120.915	118.356	
(13) Andrew BARTON							
1	13:12:13.569			22.079	16.893	109.474	104.204
2	13:13:11.466	57.897	19.341	21.695	16.861	112.597	104.366
3	13:14:09.214	57.748	19.249	22.094	16.405	112.220	105.848
4	13:15:07.846	58.632	19.755	21.871	17.006	109.474	103.882
5	13:16:06.096	58.250	19.253	22.012	16.985	108.941	102.768
(12) Dan JAMES							
1	13:12:15.194			17.549	109.118	99.272	
2	13:13:15.011	59.817	19.380	22.815	17.622	107.890	99.566
3	13:14:14.969	59.958	19.352	22.262	18.344	108.064	100.914
4	13:15:14.132	59.163		17.524	108.064	97.257	
5	13:16:14.180	1:00.048		17.523	105.020	101.832	
(39) Stuart HAMILTON							
1	13:12:16.098			23.022	17.047	105.349	100.011
2	13:13:15.925	59.827	19.730	23.060	17.037	104.692	98.111
3	13:14:15.474	59.549	19.504	22.860	17.185	104.366	98.833
4	13:15:14.736	59.262	19.487	22.584	17.191	103.882	100.310
5	13:16:14.329	59.593	19.384	22.899	17.310	103.084	100.011
(79) Ashley ROBSON							
1	13:12:19.463			23.727	17.938	98.688	97.540
2	13:13:20.100	1:00.637		17.440	100.011	98.979	
3	13:14:20.015	59.915	19.816	22.790	17.309	101.524	97.824
4	13:15:20.544	1:00.529	19.887	23.062	17.580	101.832	98.398
5	13:16:20.466	59.922	19.629	23.111	17.182	102.298	99.714
(66) Kevin WATRET							
1	13:12:17.037			17.252	112.033	104.043	
2	13:13:17.929	1:00.892	20.114	23.695	17.083	111.105	104.692
3	13:14:18.363	1:00.434	20.132	23.138	17.164	110.739	104.692
4	13:15:19.175	1:00.812		17.339	109.832	104.204	
5	13:16:20.488	1:01.313		17.393	108.941	106.015	
(25) Jim PURVIS							
1	13:12:18.194			17.486	104.366	96.697	
2	13:13:19.239	1:01.045		17.406	106.183	98.543	
3	13:14:19.499	1:00.260		17.363	105.515	97.399	
4	13:15:20.133	1:00.634	20.097	23.078	17.459	104.043	98.254
5	13:16:21.286	1:01.153	19.832	23.642	17.679	102.611	99.566
(118) Rod WALKER							
1	13:12:19.356			17.714	105.184	98.111	
2	13:13:22.217	1:02.861		17.862	106.689	100.011	

Lap	Time of Day	Lap Tm	S1	S2	S3	S3Spd	SFSpd
3	13:14:22.506	1:00.289			17.268	106.351	96.976
4	13:15:22.995	1:00.489			17.333	105.515	99.419
5	13:16:23.616	1:00.621			17.477	105.349	98.833
(4) Alan GIBSON							
1	13:12:15.617			22.622	17.530	108.941	100.914
2	13:13:28.326	1:12.709			17.370	105.681	100.914
3	13:14:27.327	59.001	19.527	22.500	16.974	107.717	100.914
4	13:15:26.345	59.018	19.403	22.747	16.868	105.515	102.142
5	13:16:25.644	59.299	19.744	22.764	16.791	106.859	102.454
(67) Eddie BUTLER							
1	13:12:24.155						
2	13:13:25.622	1:01.467					
3	13:14:26.491	1:00.869					
4	13:15:28.630	1:02.139					
5	13:16:27.245	58.615					
(56) Phil WALTERS							
1	13:12:18.989			24.118	18.064	103.084	97.540
2	13:13:22.040	1:03.051			18.200	104.043	98.398
3	13:14:24.106	1:02.066			18.105	105.020	99.566
4	13:15:25.777	1:01.671	20.234	23.290	18.147	106.520	99.863
5	13:16:27.364	1:01.587			18.207	107.372	98.833
(27) John EASTON							
1	13:12:23.767				18.296	104.529	98.398
2	13:13:25.643	1:01.876			17.790	106.520	99.714
3	13:14:28.941	1:03.298	20.980	24.141	18.177	107.030	100.460
4	13:15:31.164	1:02.223			17.957	105.349	100.161
5	13:16:32.538	1:01.374		23.284	17.817	105.349	99.863
(37) Howard CROSS							
1	13:12:20.482			24.720	17.631	105.349	103.084
2	13:13:24.394	1:03.912			17.790	108.764	104.043
3	13:14:28.467	1:04.073	21.498	24.289	18.286	105.349	102.454
4	13:15:33.798	1:05.331	21.757	25.135	18.439	101.832	102.142
5	13:16:38.535	1:04.737	21.582	24.707	18.448	101.832	103.402
(32) Craig REID							
1	13:12:25.894			26.028	19.116	96.976	89.002
2	13:13:32.244	1:06.350	21.777	25.848	18.725	94.518	87.380
3	13:14:35.663	1:03.419			18.456	95.459	88.068
4	13:15:41.127	1:05.464		25.672	18.771	92.947	88.068
5	13:16:44.229	1:03.102			18.371	93.335	89.596
(10) Marc McEWAN							
1	13:12:23.733			25.735	18.429	104.692	100.611
2	13:13:29.648	1:05.915	22.023	25.707	18.185	106.689	101.066
3	13:14:34.621	1:04.973	21.398	25.015	18.560	104.529	100.762
4	13:15:40.415	1:05.794	21.918	25.203	18.673	103.402	101.218
5	13:16:45.691	1:05.276			18.457	103.402	102.454
(16) Gerry KEIRNAN							
1	13:12:24.340			25.842	19.237	102.768	97.824
2	13:13:32.260	1:07.920	22.978	25.968	18.974	100.611	98.833
3	13:14:39.240	1:06.980			18.852	103.402	100.011
4	13:15:46.114	1:06.874		25.875	18.634	102.142	100.161
5	13:16:52.992	1:06.878	22.642	25.708	18.528	103.242	101.218
(74) Christine WATSON							
1	13:12:25.704			26.068	19.324	97.257	91.552
2	13:13:33.142	1:07.438			19.034	94.919	91.677
3	13:14:39.450	1:06.308			19.094	96.697	91.427
4	13:15:47.042	1:07.592			18.807	94.651	92.562
5	13:16:53.371	1:06.329			19.298	96.005	91.552

Clerk of the Course

Orbits

Sig :

Time :

Chief Timekeeper : Ian Sharp (SMART Timing)

Results available at www.smart-timing.co.uk & www.mylaps.com

www.mylaps.com
Licensed to: SMART Timing

Printed: 29/04/2015 16:41:49


Scottish Championship Lightweights

Knockhill 1.267 miles

Race 20 - 2nd Race - Re-Start

26/04/2015 13:50

Race (5 Laps) started at 13:11:11



Competitors	Laps					
	1	2	3	4	5	
Adrian CLARK (33)	1	33	33	33	33	33
Grant REID (21)	2	21	21	21	21	21
Joe TONER (30)	3	30	30	13	30	30
Andrew BARTON (13)	4	13	13	30	13	70
John ANDRUCCI (70)	5	70	70	70	70	13
Dan JAMES (12)	6	12	12	12	12	12
Alan GIBSON (4)	7	4	39	39	39	39
Stuart HAMILTON (39)	8	39	66	66	66	79
Kevin WATRET (66)	9	66	25	25	25	66
Jim PURVIS (25)	10	25	79	79	79	25
Phil WALTERS (56)	11	56	56	118	118	118
Rod WALKER (118)	12	118	118	56	56	4
Ashley ROBSON (79)	13	79	37	67	4	67
Howard CROSS (37)	14	37	67	4	67	56
Marc McEWAN (10)	15	10	27	37	27	27
John EASTON (27)	16	27	4	27	37	37
Eddie BUTLER (67)	17	67	10	10	10	32
Gerry KEIRNAN (16)	18	16	32	32	32	10
Christine WATSON (74)	19	74	16	16	16	16
Craig REID (32)	20	32	74	74	74	74
-	21					
-	22					
-	23					
-	24					
-	25					
-	26					

KMSC National Motorcycle Racing

KMSC Lightweights

Knockhill 1.267 miles

Race 25 - 3rd Race

26/04/2015 15:15

Race (10 Laps) started at 14:47:09

POLE POSITION

1	1 33 Adrian CLARK	2 21 Grant REID	3 30 Joe TONER
2	4 70 John ANDRUCCI	5 13 Andrew BARTON	6 12 Dan JAMES
3	7 39 Stuart HAMILTON	8 79 Ashley ROBSON	9 66 Kevin WATRET
4	10 25 Jim PURVIS	11 118 Rod WALKER	12 4 Alan GIBSON
5	13 67 Eddie BUTLER	14 56 Phil WALTERS	15 27 John EASTON
6	16 37 Howard CROSS	17 32 Craig REID	18 10 Marc McEWAN
7	19 16 Gerry KEIRNAN	20 74 Christine WATSON	21 54 Ryan GIBSON
8	22 84 Lee NAILER	23 44 Derek ADAMS	24 15 Keith DICKIE
9	25 89 Craig ROSS	26 234 Al CAMERON	

Clerk of the Course

Orbits

Sig : Time :

Chief Timekeeper : Ian Sharp (SMART Timing)

Results available at www.smart-timing.co.uk & www.mylaps.com

www.mylaps.com

Licensed to: SMART Timing

Printed: 29/04/2015 16:42:27

KMSC National Motorcycle Racing

Sorted on Laps

Scottish Championship Superbikes & Shirlaws KMSC Clubman

Knockhill 1.267 miles

Race 21 - 2nd Race

26/04/2015 14:00

Race (10 Laps) started at 13:21:52

Pos	No.	Name	Make/Model	CC	Class Code	Laps	Total Tm	Diff	Best Tm	In Lap	Best Speed
1	79	Bruce BIRNIE	BMW	S1000RR	SB	10	8:38.238		50.981	4	89.467
2	55	Donald MacFADYEN	BMW	S1000RR	SB	10	8:40.741	2.503	51.328	7	88.862
3	179	Andrew TASKER	Kawasaki	ZX10R	SB	10	8:42.758	4.520	51.420	3	88.703
4	44	Niall CAMPBELL	Yamaha	R6 EVO	SB	10	8:43.042	4.804	51.367	7	88.794
5	34	John DEAN	Suzuki	GSXR 750	SB	10	8:44.199	5.961	51.718	6	88.192
6	72	Sean GILFILLAN	Kawasaki	ZX10R	SB	10	8:45.037	6.799	51.419	9	88.704
7	155	Scott SHAND	Honda	CBR 1000R	SB	10	8:49.433	11.195	52.125	6	87.503
8	84	Darren ROSS	Kawasaki	ZX10R	SB	10	8:50.341	12.103	52.245	8	87.302
9	119	Kristopher DUNCAN	Kawasaki	ZX6R 600	C	10	8:56.366	18.128	52.997	9	86.063
10	47	Alan BRYCE	Suzuki	GSXR1000	SB	10	8:57.618	19.380	52.831	8	86.334
11	12	Neil BROWN	Honda	CBR1000	SB	10	9:01.617	23.379	53.237	5	85.675
12	11	Richard HUGHES	BMW	S1000RR	C	10	9:03.991	25.753	53.021	3	86.024
13	67	Des BURNS	Kawasaki	ZX10R	C	10	9:04.113	25.875	53.173	7	85.778
14	20	Mark HERITAGE	Yamaha	R6	SB	10	9:09.569	31.331	54.104	3	84.302
15	63	Kenny PATERSON	BMW	S1000RR	C	10	9:11.518	33.280	54.044	4	84.396
16	69	Rodney SCOTT	BMW	S1000RR	C	10	9:22.898	44.660	54.484	10	83.714
17	73	Scott ROBERTSON	BMW	S1000RR	C	10	9:24.673	46.435	54.900	10	83.080
18	71	Gavin JONES	Honda	CBR1000RF	C	10	9:24.704	46.466	55.670	10	81.931
19	33	Graeme BODEL	Ducati	1098	C	10	9:25.242	47.004	55.613	3	82.015
20	37	Steven PATERSON	Yamaha	R1	C	9	8:45.300	1 Lap	57.141	9	79.822
21	16	Bob STORRAR	Ducati	1098R	C	9	8:47.968	1 Lap	57.171	7	79.780

Not classified

DNF	7	James LAING	Kawasaki	ER6	SB	6	5:45.629	DNF	53.736	5	84.880
DNF	278	Paul MARSHALL	Aprilia	RSV4	C	4	4:09.149	DNF	57.625	2	79.151
DNF	50	Tim HASTINGS	Kawasaki	ZX6R 600	SB	2	1:51.756	DNF	57.033	2	79.973
DNS	68	Robert WILSON	Yamaha	R6	SB			DNS		0	-
DNS	99	Colin MacDONALD	Honda	CBR1000	C			DNS		0	-
DNS	61	Frank DIGNAN	Suzuki	GSXR1000	SB			DNS		0	-

Margin of Victory	Avg. Speed	Best Lap Tm	Best Speed	Best Lap by
2.503	88.012	50.981	89.467	79 - Bruce BIRNIE

Clerk of the Course

Orbits

Sig :

Time :

Chief Timekeeper : Ian Sharp (SMART Timing)

www.mylaps.com

Results available at www.smart-timing.co.uk & www.mylaps.com

Licensed to: SMART Timing

Printed: 29/04/2015 16:51:11

KMSC National Motorcycle Racing

Scottish Championship Superbikes & Shirlaws KMSC Clubman

Knockhill 1.267 miles

Race 21 - 2nd Race

26/04/2015 14:00

Race (10 Laps) started at 13:21:52

Lap	Time of Day	Lap Tm	S1	S2	S3	S3Spd	SFSpd	Lap	Time of Day	Lap Tm	S1	S2	S3	S3Spd	SFSpd
(79) Bruce BIRNIE								(84) Darren ROSS							
1	13:22:47.680			19.708	14.720	136.675	129.802	1	13:22:48.770			20.389	14.976	131.842	126.857
2	13:23:39.148	51.468			14.811	139.227	129.551	2	13:23:41.224	52.454	17.276	20.418	14.760	135.298	129.053
3	13:24:30.346	51.198			14.616	136.121	128.559	3	13:24:33.896	52.672	17.404	20.124	15.144	134.484	128.805
4	13:25:21.327	50.981			14.658	133.680	129.302	4	13:25:26.816	52.920	17.656	20.108	15.156	134.215	127.824
5	13:26:12.406	51.079	16.841	19.467	14.771	136.675	125.905	5	13:26:19.245	52.429	17.326	20.201	14.902	134.484	128.559
6	13:27:03.808	51.402			14.578	135.845	128.068	6	13:27:11.370	52.125	17.322	19.996	14.807	134.754	128.313
7	13:27:55.539	51.731		19.718	14.777	135.571	128.313	7	13:28:03.770	52.400	17.291	20.179	14.930	132.886	127.098
8	13:28:46.801	51.262	17.003	19.604	14.655	136.398	125.670	8	13:28:56.326	52.556			14.897	134.215	127.098
9	13:29:38.379	51.578			14.780	134.215	126.857	9	13:29:49.296	52.970		20.360	15.150	131.326	126.380
10	13:30:30.455	52.076		19.814	15.282	135.845	112.220	10	13:30:41.650	52.354			14.867	134.754	127.824
(55) Donald MacFADYEN								(119) Kristopher DUNCAN							
1	13:22:47.383				14.847	134.754	127.824	1	13:22:49.727			20.843	15.021	131.326	123.815
2	13:23:39.030	51.647			14.826	135.571	126.857	2	13:23:42.210	52.483			14.766	133.150	128.068
3	13:24:30.790	51.760	17.573	19.612	14.575	135.571	128.559	3	13:24:34.698	52.488	17.629	20.083	14.776	135.845	127.824
4	13:25:22.340	51.550			14.733	133.680	127.339	4	13:25:27.235	52.537	17.430	20.087	15.020	133.415	124.968
5	13:26:14.082	51.742			14.767	135.298	127.824	5	13:26:19.512	52.277	17.488	20.012	14.777	133.947	128.805
6	13:27:05.600	51.518			14.712	132.624	128.068	6	13:27:12.485	52.973			15.120	129.302	123.815
7	13:27:56.928	51.328			14.710	135.298	127.581	7	13:28:05.287	52.802			14.984	134.484	127.098
8	13:28:48.594	51.666			14.887	135.571	125.435	8	13:28:57.532	52.245	17.365	20.071	14.809	134.754	125.435
9	13:29:40.786	52.192			15.181	135.571	125.670	9	13:29:49.945	52.413	17.527	20.006	14.880	134.754	127.339
10	13:30:32.958	52.172			14.905	135.571	124.273	10	13:30:42.558	52.613	17.402	20.072	15.139	136.121	115.504
(179) Andrew TASKER								(47) Alan BRYCE							
1	13:22:49.008			20.419	14.955	135.298	126.142	1	13:22:50.350			20.854	15.390	130.814	125.670
2	13:23:40.963				14.854	134.754	124.504	2	13:23:43.624	53.274	17.785	20.269	15.220	130.814	124.273
3	13:24:32.383	51.420			14.939	135.025	125.201	3	13:24:36.697	53.073	17.598	20.330	15.145	130.053	124.273
4	13:25:24.207	51.824			14.912	130.814	124.504	4	13:25:29.879	53.182	17.765	20.301	15.116	129.802	123.360
5	13:26:15.777	51.570			14.896	134.484	124.044	5	13:26:23.051	53.172	17.777	20.218	15.177	129.053	123.587
6	13:27:07.317	51.540			14.953	134.484	124.968	6	13:27:16.059	53.008	17.635	20.323	15.050	129.302	124.735
7	13:27:59.022	51.705	17.240	19.469	14.996	133.680	124.044	7	13:28:09.293	53.234	17.714	20.164	15.356	128.313	122.683
8	13:28:50.818	51.796	17.223	19.607	14.966	133.947	123.360	8	13:29:02.392	53.099	17.765	20.129	15.205	129.802	123.815
9	13:29:42.424	51.606			14.857	135.571	123.587	9	13:29:55.389	52.997	17.582	20.256	15.159	130.053	122.908
10	13:30:34.975	52.551			14.769	135.571	125.670	10	13:30:48.583	53.194	17.724	20.237	15.233	130.306	122.908
(44) Niall CAMPBELL								(12) Neil BROWN							
1	13:22:49.354			20.617	15.189	127.098	122.014	1	13:22:51.033			20.957	15.423	125.201	121.572
2	13:23:41.646	52.292	17.268	20.060	14.964	130.560	123.815	2	13:23:44.288	53.255			15.102	129.551	126.618
3	13:24:33.758	52.112	17.135	20.187	14.790	129.302	122.236	3	13:24:37.383	53.095			15.175	129.551	124.504
4	13:25:25.445	51.687	17.023	19.945	14.719	128.068	122.236	4	13:25:30.325	52.942			15.122	128.559	125.435
5	13:26:16.978	51.533	17.020	19.851	14.662	128.805	124.044	5	13:26:23.542	53.217			15.252	130.053	124.044
6	13:27:08.454	51.476	16.928	19.912	14.636	129.302	123.815	6	13:27:16.454	52.912			15.213	129.802	124.735
7	13:27:59.821	51.367	16.997	19.837	14.533	130.814	123.133	7	13:28:09.822	53.368			15.483	126.618	125.435
8	13:28:51.376	51.555	16.978	19.878	14.699	129.053	122.014	8	13:29:02.653	52.831			15.173	131.070	124.044
9	13:29:42.804	51.428	17.016	19.743	14.669	129.302	123.587	9	13:29:55.875	53.222	17.521	20.413	15.288	130.053	125.201
10	13:30:35.259	52.455	17.557	20.169	14.729	130.814	122.683	10	13:30:49.835	53.960			15.873	129.551	115.504
(34) John DEAN								(11) Richard HUGHES							
1	13:22:48.230			20.160	15.246	129.551	124.044	1	13:22:51.285			20.911	15.538	124.504	126.380
2	13:23:40.257	52.027	17.371	19.799	14.857	129.802	123.587	2	13:23:45.789	53.712			15.351	133.150	125.670
3	13:24:32.170	51.913	17.254	19.801	14.858	128.805	123.133	3	13:24:39.285	53.496			15.211	133.947	123.587
4	13:25:24.493	52.323	17.228	19.904	15.191	128.559	123.587	4	13:25:32.643	53.358			15.418	134.215	123.815
5	13:26:16.488	51.995	17.434	19.847	14.714	130.053	123.360	5	13:26:25.880	53.237			15.074	133.415	125.905
6	13:27:08.206	51.718	17.222	19.812	14.684	129.302	124.504	6	13:27:19.155	53.275			15.282	131.326	121.572
7	13:28:00.125	51.919	17.105	19.856	14.958	129.302	122.014	7	13:28:12.412	53.257			15.266	132.886	125.670
8	13:28:52.226	52.101	17.370	19.953	14.778	130.306	123.815	8	13:29:06.772	54.360	17.967	21.046	15.347	131.584	125.435
9	13:29:43.949	51.723	17.165	19.825	14.733	130.560	123.360	9	13:30:00.174	53.402			15.036	132.102	125.905
10	13:30:36.416	52.467	17.319	20.257	14.891	130.814	122.683	10	13:30:53.834	53.660			15.253	133.150	125.201
(72) Sean GILFILLAN								(67) Des BURNS							
1	13:22:50.016				15.009	133.415	130.306	1	13:22:52.821			21.577	15.872	126.618	126.380
2	13:23:42.388	52.372			14.776	132.102	129.302	2	13:23:47.217	54.396	18.201	20.669	15.526	126.142	126.142
3	13:24:34.596	52.208			15.052	134.484	127.098	3	13:24:38.027	53.021	17.771	20.158	15.092	128.068	126.857
4	13:25:26.497	51.901			14.720	137.234	130.053	4	13:25:31.289	53.262	17.888	20.105	15.269	130.053	124.968
5	13:26:18.635	52.138			14.987	131.842	127.581	5	13:26:24.718	53.429	17.823	20.339	15.267	126.618	125.670
6	13:27:10.577	51.942			14.914	131.070	129.302	6	13:27:18.443	53.725	17.947	20.466	15.312	124.273	127.581
7	13:28:02.306	51.729			14.900	132.886	129.302	7	13:28:12.112	53.669	17.618	20.505	15.546	122.459	124.044
8	13:28:54.192	51.886			14.763	134.484	128.313	8	13:29:06.218	54.106	18.204	20.561	15.341	123.815	125.905
9	13:29:45.611	51.419			14.642	132.886	128.068	9	13:30:01.359	55.141	18.452	20.673	16.016	127.581	125.670
10	13:30:37.254	51.643			14.856	136.675	130.053	10	13:30:56.208	54.849	18.350	20.733	15.766	122.908	122.908
(155) Scott SHAND															

Clerk of the Course

Sig : Time :

Chief Timekeeper : Ian Sharp (SMART Timing)

Results available at www.smart-timing.co.uk & www.mylaps.com

www.mylaps.com

Licensed to: SMART Timing


Scottish Championship Superbikes & Shirlaws KMSC Clubman

Knockhill 1.267 miles

Race 21 - 2nd Race

26/04/2015 14:00

Race (10 Laps) started at 13:21:52



Competitors	Laps										
	1	2	3	4	5	6	7	8	9	10	
Tim HASTINGS (50)	1	50	55	79	79	79	79	79	79	79	79
Donald MacFADYEN (55)	2	55	79	55	55	55	55	55	55	55	55
Bruce BIRNIE (79)	3	79	34	34	179	179	179	179	179	179	179
John DEAN (34)	4	34	179	179	34	34	34	44	44	44	44
Scott SHAND (155)	5	155	155	44	44	44	44	34	34	34	34
Andrew TASKER (179)	6	179	44	155	72	72	72	72	72	72	72
Niall CAMPBELL (44)	7	44	84	72	155	155	155	155	155	155	155
Darren ROSS (84)	8	84	72	84	84	84	84	84	84	84	84
Sean GILFILLAN (72)	9	72	119	119	119	119	119	119	119	119	119
Kristopher DUNCAN (119)	10	119	50	47	47	47	47	47	47	47	47
Alan BRYCE (47)	11	47	47	11	11	11	11	11	11	12	12
Richard HUGHES (11)	12	11	11	12	12	12	12	12	12	11	11
Neil BROWN (12)	13	12	12	20	67	67	67	67	67	67	67
Mark HERITAGE (20)	14	20	20	67	7	7	20	20	20	20	20
Des BURNS (67)	15	67	67	7	20	20	63	63	63	63	63
James LAING (7)	16	7	7	63	63	63	71	71	71	69	69
Kenny PATERSON (63)	17	63	63	71	71	71	33	69	69	71	73
Gavin JONES (71)	18	71	71	33	33	33	69	33	33	33	71
Graeme BODEL (33)	19	33	33	69	69	69	73	73	73	73	33
Scott ROBERTSON (73)	20	73	73	73	73	73	7	37	37	37	
Rodney SCOTT (69)	21	69	69	278	37	37	37	16	16	16	
Steven PATERSON (37)	22	37	278	37	16	16	16				
Paul MARSHALL (278)	23	278	37	16	278						
Bob STORRAR (16)	24	16	16								
-	25										
-	26										
-	27										

KMSC National Motorcycle Racing

KMSC Superbikes & Shirlaws KMSC Clubman

Knockhill 1.267 miles

Race 26 - 3rd Race

26/04/2015 15:30

Race (10 Laps) started at 15:02:15

POLE POSITION

1	1 79 Bruce BIRNIE	2 55 Donald MacFADYEN	3 179 Andrew TASKER
2	4 44 Niall CAMPBELL	5 34 John DEAN	6 72 Sean GILFILLAN
3	7 155 Scott SHAND	8 84 Darren ROSS	9 119 Kristopher DUNCAN
4	10 47 Alan BRYCE	11 12 Neil BROWN	12 11 Richard HUGHES
5	13 67 Des BURNS	14 20 Mark HERITAGE	15 63 Kenny PATERSON
6	16 69 Rodney SCOTT	17 73 Scott ROBERTSON	18 71 Gavin JONES
7	19 33 Graeme BODEL	20 37 Steven PATERSON	21 16 Bob STORRAR
8	22 7 James LAING	23 278 Paul MARSHALL	24 50 Tim HASTINGS
9	25 68 Robert WILSON	26 99 Colin MacDONALD	27 61 Frank DIGNAN

Clerk of the Course

Orbits

Sig : Time :

Chief Timekeeper : Ian Sharp (SMART Timing)

Results available at www.smart-timing.co.uk & www.mylaps.com

www.mylaps.com

Licensed to: SMART Timing

Printed: 29/04/2015 16:52:07

KMSC National Motorcycle Racing**Sorted on Laps**

KMSC 125's

Knockhill 1.267 miles

Race 22 - 5th Race

26/04/2015 14:30

Race (8 Laps) started at 13:59:49

Pos	No.	Name	Make/Model	CC	Class Code	Laps	Total Tm	Diff	Best Tm	In Lap	Best Speed
1	7	Josh HODGE	Be-On Pre Moto 3	125	F125	8	9:10.976		1:03.204	6	72.165
2	11	Lewis PATERSON	Aprilia	RS125	F125	8	9:22.346	11.370	1:06.668	5	68.415
3	27	James McLAREN	Aprilia	RS125	F125	8	10:10.848	59.872	1:12.215	6	63.160
4	21	Marc GIBSON	Aprilia	RS125	F125	8	10:11.133	1:00.15	1:11.576	8	63.724
5	88	Lewis NICOL	Aprilia	RS125	F125	8	10:16.419	1:05.44	1:11.365	7	63.912
6	9	Rishon HICKEY	Aprilia	125	F125	7	9:33.143	1 Lap	1:15.099	4	60.734
7	15	Finlay MILNE	Aprilia	125	F125	7	10:05.103	1 Lap	1:21.266	7	56.125

Not classified

DNS	47	Joel BAVIDGE	Aprilia	RS125	F125			DNS		0	-
-----	----	--------------	---------	-------	------	--	--	-----	--	---	---

Margin of Victory	Avg. Speed	Best Lap Tm	Best Speed	Best Lap by
11.370	66.226	1:03.204	72.165	7 - Josh HODGE

Clerk of the Course

Orbits

Sig :

Time :

Chief Timekeeper : Ian Sharp (SMART Timing)

www.mylaps.com

Results available at www.smart-timing.co.uk & www.mylaps.com

Licensed to: SMART Timing

Printed: 29/04/2015 16:19:48

KMSC National Motorcycle Racing

KMSC 125's

Knockhill 1.267 miles

Race 22 - 5th Race

26/04/2015 14:30

Race (8 Laps) started at 13:59:49

Lap	Time of Day	Lap Tm	S1	S2	S3	S3Spd	SFSpd	Lap	Time of Day	Lap Tm	S1	S2	S3	S3Spd	SFSpd
(7) Josh HODGE															
1	14:01:29.280			25.819	19.634	96.143	95.595								
2	14:02:37.491	1:08.211	23.274	26.009	18.928	97.117	97.117								
3	14:03:41.577	1:04.086	21.302	24.195	18.589	98.398	97.540								
4	14:04:45.600	1:04.023	21.266	24.280	18.477	98.688	98.398								
5	14:05:49.163	1:03.563	20.705	24.241	18.617	99.272	97.682								
6	14:06:52.367	1:03.204	20.911	23.966	18.327	98.688	98.254								
7	14:07:56.834	1:04.467	21.651	24.409	18.407	98.254	97.682								
8	14:09:00.322	1:03.488			18.367	98.398	93.595								
(11) Lewis PATERSON															
1	14:01:21.537				19.918	84.412	82.139								
2	14:02:29.152	1:07.615	21.746	26.103	19.766	84.732	81.146								
3	14:03:36.325	1:07.173			19.447	86.257	81.739								
4	14:04:43.120	1:06.795			19.346	86.257	82.747								
5	14:05:49.788	1:06.668	21.445	25.729	19.494	86.927	82.849								
6	14:06:57.441	1:07.653			19.404	86.479	83.363								
7	14:08:04.525	1:07.084			19.508	86.702	82.645								
8	14:09:11.692	1:07.167	21.554	25.955	19.658	85.270	81.441								
(27) James McLAREN															
1	14:01:27.944				21.487	80.081	79.985								
2	14:02:42.613	1:14.669			21.303	80.853	79.606								
3	14:03:56.148	1:13.535			20.915	80.853	80.176								
4	14:05:08.905	1:12.757	23.663	27.857	21.237	81.739	79.985								
5	14:06:21.925	1:13.020	23.506	27.485	22.029	80.658	79.511								
6	14:07:34.140	1:12.215			20.671	81.540	80.176								
7	14:08:47.205	1:13.065			21.032	81.639	79.795								
8	14:10:00.194	1:12.989			21.880	81.839	78.488								
(21) Marc GIBSON															
1	14:01:29.213			29.673	21.566	76.172	74.316								
2	14:02:43.807	1:14.594	23.839	29.466	21.289	78.123	74.981								
3	14:03:57.719	1:13.912	23.643	28.840	21.429	77.047	74.070								
4	14:05:10.670	1:12.951	23.208	28.474	21.269	78.123	74.481								
5	14:06:23.600	1:12.930	22.819	28.329	21.782	77.941	73.422								
6	14:07:36.941	1:13.341	23.357	28.419	21.565	78.950	75.402								
7	14:08:48.903	1:11.962	22.939	27.982	21.041	78.765	75.487								
8	14:10:00.479	1:11.576	22.504	27.651	21.421	80.368	76.432								
(88) Lewis NICOL															
1	14:01:31.880				22.365	75.487	74.152								
2	14:02:47.424	1:15.544			21.866	74.981	73.502								
3	14:04:02.084	1:14.660			21.675	76.000	74.481								
4	14:05:15.833	1:13.749			21.687	77.402	75.064								
5	14:06:28.708	1:12.875	23.483	27.945	21.447	77.313	74.647								
6	14:07:41.591	1:12.883			21.562	77.491	75.657								
7	14:08:52.956	1:11.365			21.046	78.488	75.317								
8	14:10:05.765	1:12.809			21.120	77.761	75.402								
(9) Rishon HICKEY															
1	14:01:43.408				22.549	75.828	73.262								
2	14:03:01.290	1:17.882			22.088		74.070								
3	14:04:17.762	1:16.472			21.657	77.047	74.564								
4	14:05:32.861	1:15.099			21.727	77.135	75.233								
5	14:06:48.885	1:16.024			21.657	76.432	74.981								
6	14:08:06.327	1:17.442			21.915	75.742	74.316								
7	14:09:22.489	1:16.162			22.208	74.813	74.316								
(15) Finlay MILNE															
1	14:01:40.826			32.622	24.348	72.627	70.343								
2	14:03:03.642	1:22.816	27.161	32.088	23.567	74.564	71.467								
3	14:04:25.941	1:22.299	26.945	31.768	23.586	74.316	72.159								
4	14:05:47.994	1:22.053			23.266	74.234	71.467								
5	14:07:11.864	1:23.870		31.723	25.607	68.268	71.620								
6	14:08:33.183	1:21.319	26.584	31.535	23.200	74.070	72.549								
7	14:09:54.449	1:21.266			23.321	73.907	68.547								

Clerk of the Course

Orbits

Sig : Time :
Chief Timekeeper : Ian Sharp (SMART Timing)

Results available at www.smart-timing.co.uk & www.mylaps.com

www.mylaps.com
Licensed to: SMART Timing

Printed: 29/04/2015 16:20:01


KMSC 125's

Knockhill 1.267 miles

Race 22 - 5th Race

26/04/2015 14:30

Race (8 Laps) started at 13:59:49



Competitors	Laps							
	1	2	3	4	5	6	7	8
Lewis PATERSON (11)	11	11	11	11	7	7	7	7
James McLAREN (27)	27	7	7	7	11	11	11	11
Marc GIBSON (21)	21	27	27	27	27	27	27	27
Josh HODGE (7)	7	21	21	21	21	21	21	21
Lewis NICOL (88)	88	88	88	88	88	88	88	88
Finlay MILNE (15)	15	9	9	9	9	9	9	9
Rishon HICKEY (9)	9	15	15	15	15	15	15	15
-	8							

KMSC National Motorcycle Racing

Sorted on Laps

KMSC Superstock 600

Knockhill 1.267 miles

Race 23 - 3rd Race

26/04/2015 14:45

Race (10 Laps) started at 14:14:44

Pos	No.	Name	Make/Model	CC	Class Code	Laps	Total Tm	Diff	Best Tm	In Lap	Best Speed
1	49	Paul McCLUNG	Yamaha	R6 600	S6	10	8:45.436		52.070	8	87.595
2	8	Lewis ROLLO	Kawasaki	XR	S6	10	8:45.919	0.483	51.918	8	87.852
3	99	Callum GRIGOR	Kawasaki	ZX6R 600	S6	10	8:48.267	2.831	52.197	4	87.382
4	19	Kristopher DUNCAN	Kawasaki	ZX6R	S6	10	8:55.163	9.727	52.910	8	86.205
5	121	Callum PATERSON	Yamaha	R6 600	S6	10	8:56.561	11.125	53.053	4	85.972
6	2	Angus MEARNS	Yamaha	R6 600	S6	10	9:05.084	19.648	53.603	8	85.090
7	7	Jodie CHALK	Triumph	675	S6	10	9:11.265	25.829	54.246	2	84.082
8	45	Ewan GRAY	Kawasaki	ZX6R 600	S6	10	9:11.917	26.481	53.288	9	85.593
9	72	Peter DUNCAN	Triumph	675R	S6	10	9:35.317	49.881	56.635	3	80.535
10	93	Kyle DUNCAN	Kawasaki	ZX6R 600	S6	9	8:46.223	1 Lap	57.087	7	79.897
11	23	Michael HOSKISSON	Suzuki	GSXR600	S6	9	8:49.271	1 Lap	57.516	4	79.301
12	63	Chris EASTWOOD	Suzuki	GSXR600	S6	9	8:56.626	1 Lap	58.437	9	78.051
13	77	Paul MacKEY	Kawasaki	ZX6R 600	S6	9	8:57.792	1 Lap	58.300	3	78.235

Not classified

DNS	21	David JACKSON	Suzuki	GSXR600	S6			DNS		0	-
DNS	30	Liam SHELLCOCK	Triumph	675R	S6			DNS		0	-
DNS	31	Allan BRODIE	Yamaha	R6 600	S6			DNS		0	-
DNS	26	Mike SWANSON	Yamaha	R6 600	S6			DNS		0	-
DNS	17	Connor TONER	Kawasaki	ZX6R	S6			DNS		0	-

Margin of Victory	Avg. Speed	Best Lap Tm	Best Speed	Best Lap by
0.483	86.806	51.918	87.852	8 - Lewis ROLLO

Clerk of the Course

Orbits

Sig : Time :

Chief Timekeeper : Ian Sharp (SMART Timing)

www.mylaps.com

Results available at www.smart-timing.co.uk & www.mylaps.com

Licensed to: SMART Timing

Printed: 29/04/2015 16:55:12

KMSC National Motorcycle Racing

KMSC Superstock 600

Knockhill 1.267 miles

Race 23 - 3rd Race

26/04/2015 14:45

Race (10 Laps) started at 14:14:44

Lap	Time of Day	Lap Tm	S1	S2	S3	S3Spd	SFSpd
(49) Paul McLUNG							
1	14:15:38.933			19.990	15.177	124.504	118.565
2	14:16:31.378	52.445			15.025	123.815	119.621
3	14:17:23.975	52.597	17.361	20.122	15.114	124.273	117.526
4	14:18:16.461	52.486			15.189	125.435	119.621
5	14:19:08.671	52.210			15.095	125.201	117.733
6	14:20:00.751	52.080			14.978	124.735	120.480
7	14:20:52.848	52.097			14.966	124.504	119.835
8	14:21:44.918	52.070			15.073	124.504	119.409
9	14:22:37.540	52.622			14.981	124.044	120.915
10	14:23:29.648	52.108			14.918	125.201	117.733
(8) Lewis ROLLO							
1	14:15:39.948			20.015	15.079	128.068	122.683
2	14:16:32.253	52.305	17.323	19.908	15.074	128.313	122.459
3	14:17:24.364	52.111	17.178	19.879	15.054	129.551	120.480
4	14:18:16.333	51.969	17.246	19.789	14.934	129.551	122.014
5	14:19:08.976	52.643	17.504	19.941	15.198	128.313	122.236
6	14:20:01.147	52.171	17.292	19.860	15.019	128.068	121.792
7	14:20:53.169	52.022	17.251	19.960	14.811	127.339	122.908
8	14:21:45.087	51.918	17.124	19.778	15.016	129.053	122.683
9	14:22:38.032	52.945	17.476	20.662	14.807	127.581	123.360
10	14:23:30.131	52.099	17.265	19.925	14.909	128.068	122.908
(99) Callum GRIGOR							
1	14:15:39.243			20.011	15.173	125.435	119.621
2	14:16:31.722	52.479	17.270	20.025	15.184	124.968	119.409
3	14:17:24.501	52.779	17.279	20.105	15.395	123.587	120.049
4	14:18:16.698	52.197	17.310	19.806	15.081	126.380	120.265
5	14:19:09.161	52.463	17.309	19.916	15.238	127.098	120.049
6	14:20:01.566	52.395	17.282	20.058	15.055	125.435	118.985
7	14:20:53.954	52.398	17.248	19.893	15.257	124.735	116.912
8	14:21:46.464	52.510	17.362	20.082	15.066	123.815	119.196
9	14:22:39.647	53.183	17.294	20.743	15.146	124.044	118.565
10	14:23:32.479	52.832	17.252	20.279	15.301	124.273	119.409
(19) Kristopher DUNCAN							
1	14:15:40.794			20.474	15.275	128.559	121.133
2	14:16:34.158	53.364	17.781	20.410	15.173	127.824	123.133
3	14:17:27.286	53.128	17.592	20.342	15.194	127.581	123.133
4	14:18:20.208	52.922	17.592	20.286	15.044	126.857	124.044
5	14:19:13.528	53.320	17.554	20.436	15.330	126.857	121.352
6	14:20:06.482	52.954	17.680	20.242	15.032	126.857	123.133
7	14:20:59.883	53.401	17.733	20.402	15.266	125.435	121.792
8	14:21:52.793	52.910	17.715	20.245	14.950	126.857	122.908
9	14:22:46.010	53.217	17.644	20.508	15.065	125.905	124.273
10	14:23:39.375	53.365	17.602	20.494	15.269	124.735	125.201
(121) Callum PATERSON							
1	14:15:41.391			20.562	15.533	125.201	118.565
2	14:16:34.656	53.265	17.605	20.305	15.355	124.273	119.196
3	14:17:27.774	53.118	17.428	20.246	15.444	124.504	117.733
4	14:18:20.827	53.053	17.457	20.304	15.292	123.587	118.356
5	14:19:13.986	53.159	17.497	20.439	15.223	123.133	118.356
6	14:20:07.150	53.164	17.479	20.481	15.204	122.459	117.526
7	14:21:00.505	53.355	17.664	20.420	15.271	122.683	118.356
8	14:21:53.696	53.191	17.616	20.404	15.171	121.792	118.985
9	14:22:46.942	53.246	17.528	20.476	15.242	122.236	119.196
10	14:23:40.773	53.831	17.409	20.634	15.788	121.572	118.775
(2) Angus MEARNES							
1	14:15:41.836			20.823	15.330	126.618	122.459
2	14:16:35.844	54.008	17.920	20.659	15.429	125.435	122.236
3	14:17:29.698	53.854	18.019	20.654	15.181	125.670	122.908
4	14:18:23.452	53.754			15.074	126.380	123.360
5	14:19:17.410	53.958		20.765	15.277	123.815	122.236
6	14:20:11.569	54.159	17.886	20.794	15.479	121.792	113.357
7	14:21:05.788	54.219			15.443	123.360	122.459
8	14:21:59.391	53.603			15.391	123.815	123.133
9	14:22:53.179	53.788	17.700	20.770	15.318	124.273	122.908
10	14:23:49.296	56.117	19.258	21.019	15.840	122.014	119.835

Lap	Time of Day	Lap Tm	S1	S2	S3	S3Spd	SFSpd
(45) Ewan GRAY							
1	14:15:42.374			20.949	15.589	127.581	121.352
2	14:16:36.620	54.246	18.145	20.756	15.345	126.142	120.915
3	14:17:31.220	54.600	17.993	20.837	15.770	125.201	117.321
4	14:18:25.769	54.549	18.199	20.923	15.427	124.273	120.915
5	14:19:20.147	54.378	17.959	20.914	15.505	123.360	119.621
6	14:20:14.647	54.500	17.912	20.961	15.627	119.196	120.049
7	14:21:09.673	55.026	18.253	21.076	15.697	122.014	120.915
8	14:22:04.924	55.251	18.413	21.271	15.567	120.480	121.572
9	14:22:59.991	55.067	18.169	21.283	15.615	120.915	121.792
10	14:23:55.477	55.486	18.301	21.220	15.965	111.474	121.133
(72) Peter DUNCAN							
1	14:15:41.582			15.487	124.273		116.912
2	14:16:35.507	53.925		15.267	120.049		116.912
3	14:17:29.451	53.944		15.166	121.792		116.506
4	14:18:23.330	53.879		15.172	120.697		116.709
5	14:19:17.787	54.457		15.306	122.908		116.304
6	14:20:11.499	53.712		15.236	123.587		115.504
7	14:21:05.292	53.793		15.236	119.835		116.304
8	14:21:58.627	53.335		15.131	119.409		117.116
9	14:22:51.915	53.288		15.197	119.196		116.103
10	14:23:56.129	1:04.214	21.941	24.538	17.735	84.625	114.714
(93) Kyle DUNCAN							
1	14:15:46.252			22.265	16.357	119.835	114.518
2	14:16:44.094	57.842		16.416	120.265	116.709	
3	14:17:40.729	56.635	18.808	21.810	16.017	119.621	115.305
4	14:18:37.479	56.750	18.984	21.710	16.056	119.409	113.935
5	14:19:34.429	56.950	19.024	22.046	15.880	119.835	114.714
6	14:20:31.378	56.949			16.109	119.621	114.323
7	14:21:28.186	56.808			16.000	119.409	117.116
8	14:22:25.201	57.015	18.987	21.924	16.104	118.985	115.107
9	14:23:22.441	57.240	19.046	22.097	16.097	117.733	114.518
10	14:24:19.529	57.088	18.776	22.222	16.090	118.356	115.703
(23) Michael HOSKISSON							
1	14:15:45.666			22.200	16.556	120.049	114.910
2	14:16:43.873	58.207	19.519	22.125	16.563	118.775	113.742
3	14:17:42.095	58.222	19.726	22.152	16.344	118.985	116.304
4	14:18:39.611	57.516	19.252	21.841	16.423	117.940	113.549
5	14:19:37.780	58.169	19.267	22.418	16.484	116.506	112.220
6	14:20:36.347	58.567	19.303	22.644	16.620	115.305	114.129
7	14:21:35.564	59.217	19.864	22.672	16.681	114.323	115.305
8	14:22:34.387	58.823	19.959	22.224	16.640	115.504	113.935
9	14:23:33.483	59.096	19.530	22.906	16.660	114.518	112.786
(63) Chris EASTWOOD							
1	14:15:49.301			17.678	115.107	111.846	
2	14:16:48.955	59.654		16.923	116.103	109.832	
3	14:17:48.068	59.113		16.493	117.940	111.660	
4	14:18:46.809	58.741		16.393	117.733	112.033	
5	14:19:45.521	58.712		16.542	117.733	111.474	
6	14:20:44.609	59.088		16.736	111.660	111.290	
7	14:21:43.333	58.724		16.469	117.940	113.166	
8	14:22:42.401	59.068		16.504	117.116	112.976	
9	14:23:40.838	58.437		16.556	116.103	112.976	
(77) Paul MacKEY							
1	14:15:48.758			23.135	16.992	115.903	110.374
2	14:16:47.352	58.594		16.462	115.305	111.290	
3	14:17:45.652	58.300	19.110	22.124	17.066	116.912	107.717
4	14:18:44.979	59.327	19.626	22.469	17.232	113.549	107.544
5	14:19:44.105	59.126	19.365	22.617	17.144	112.408	110.012

Clerk of the Course

Sig : Time :

Chief Timekeeper : Ian Sharp (SMART Timing)

Results available at www.smart-timing.co.uk & www.mylaps.com

Printed: 29/04/2015 16:55:28

Orbits

www.mylaps.com

Licensed to: SMART Timing

KMSC National Motorcycle Racing

KMSC Superstock 600

Knockhill 1.267 miles

Race 23 - 3rd Race

26/04/2015 14:45

Race (10 Laps) started at 14:14:44

Lap	Time of Day	Lap Tm	S1	S2	S3	S3Spd	SFSpd	Lap	Time of Day	Lap Tm	S1	S2	S3	S3Spd	SFSpd
6	14:20:43.023	58.918	19.565	22.294	17.059	115.107	109.474								
7	14:21:42.722	59.699	19.685	22.927	17.087	112.976	108.588								
8	14:22:42.173	59.451	19.432	22.907	17.112	111.660	111.105								
9	14:23:42.004	59.831	19.976	22.900	16.955	114.323	111.660								

Clerk of the Course

Orbits

Sig : Time :

Chief Timekeeper : Ian Sharp (SMART Timing)

Results available at www.smart-timing.co.uk & www.mylaps.com

www.mylaps.com

Licensed to: SMART Timing


KMSC Superstock 600

Knockhill 1.267 miles

Race 23 - 3rd Race

26/04/2015 14:45

Race (10 Laps) started at 14:14:44



Competitors	Laps										
	1	2	3	4	5	6	7	8	9	10	
Paul McCLUNG (49)	1	49	49	49	8	49	49	49	49	49	49
Callum GRIGOR (99)	2	99	99	8	49	8	8	8	8	8	8
Lewis ROLLO (8)	3	8	8	99	99	99	99	99	99	99	99
Kristopher DUNCAN (19)	4	19	19	19	19	19	19	19	19	19	19
Callum PATERSON (121)	5	121	121	121	121	121	121	121	121	121	121
Ewan GRAY (45)	6	45	45	45	45	2	45	45	45	45	2
Angus MEARNES (2)	7	2	2	2	2	45	2	2	2	2	7
Jodie CHALK (7)	8	7	7	7	7	7	7	7	7	7	45
Michael HOSKISSON (23)	9	23	23	72	72	72	72	72	72	72	72
Peter DUNCAN (72)	10	72	72	23	23	23	23	93	93	93	
Kyle DUNCAN (93)	11	93	93	93	93	93	93	23	23	23	
Paul MacKEY (77)	12	77	77	77	77	77	77	77	77	63	
Chris EASTWOOD (63)	13	63	63	63	63	63	63	63	63	77	
-	14										
-	15										
-	16										
-	17										
-	18										

KMSC National Motorcycle Racing

Sorted on Laps

KMSC Cupar Motorcycles Pre Injection 600

Knockhill 1.267 miles

Race 24 - 5th Race

26/04/2015 15:00

Race (10 Laps) started at 14:28:55

Pos	No.	Name	Make/Model	CC	Class Code	Laps	Total Tm	Diff	Best Tm	In Lap	Best Speed
1	21	Michael BURKE	Yamaha	R6 600	PI6	10	9:09.558		53.839	9	84.717
2	84	Kyle HARPER	Yamaha	R6 600	PI6	10	9:09.825	0.267	54.276	10	84.035
3	86	Russell WILL	Yamaha	R6 600	PI6	10	9:16.443	6.885	54.650	5	83.460
4	88	Brian MARR	Yamaha	R6 600	PI6	10	9:22.060	12.502	55.085	2	82.801
5	3	Richard BRIGHT	Yamaha	R6 600	PI6	10	9:29.330	19.772	55.553	9	82.103
6	48	David McCAFFERTY	Yamaha	R6 600	PI6	10	9:29.844	20.286	55.508	7	82.170
7	47	Steven HADDOW	Yamaha	R6 600	PI6	10	9:30.883	21.325	55.753	2	81.809
8	91	Lewis SHAND	Yamaha	R6 600	PI6	10	9:34.836	25.278	55.891	7	81.607
9	60	Douglas BROWN	Yamaha	R6 600	PI6	10	9:35.127	25.569	55.931	4	81.549
10	72	Douglas SHEARER	Yamaha	R6 600	PI6	10	9:35.882	26.324	55.754	5	81.807
11	64	Andrew CUTHBERT	Kawasaki	ZXR 600	PI6	10	9:41.601	32.043	56.861	7	80.215
12	0	Alex McGUINNESS	Yamaha	R6 600	PI6	10	9:42.011	32.453	57.025	5	79.984
13	92	Andrew CRAIGMILE	Yamaha	YZF R6	PI6	10	9:42.697	33.139	57.365	7	79.510
14	119	Allan HARROW	Yamaha	R6 600	PI6	10	9:52.068	42.510	57.535	9	79.275
15	18	Carl VICKERS	Yamaha	R6 600	PI6	10	9:52.174	42.616	57.770	6	78.953
16	73	Fraser CAMERON	Yamaha	R6 600	PI6	9	9:27.612	1 Lap	1:00.536	8	75.345
17	45	Gerry SULLIVAN	Kawasaki	ZX6R 600	PI6	9	9:47.164	1 Lap	1:03.311	9	72.043
18	29	Ross CLIMSON	Yamaha	R6 600	PI6	9	9:52.188	1 Lap	1:04.509	5	70.705
19	58	Barry STEWART	Yamaha	R6 600	PI6	9	10:14.479	1 Lap	1:01.159	6	74.578

Not classified

DNF	11	Patrick FORMAN	Yamaha	R6 600	PI6	9	8:27.702	DNF	54.324	6	83.961
DNF	8	Lloyd MacDONALD	Yamaha	R6 600	PI6	6	6:00.680	DNF	58.552	4	77.898
DNS	69	Mark BOWRAN	Yamaha	R6 600	PI6			DNS		0	-
DNS	6	James WILKEN	Yamaha	R6 600	PI6			DNS		0	-
DNS	75	Harry PULLAR	Yamaha	R6 600	PI6			DNS		0	-
DNS	17	Mike ANDERSON	Yamaha	R6 600	PI6			DNS		0	-
DNS	81	Stewart MARR	Yamaha	R6 600	PI6			DNS		0	-

Announcements

New Track Record (53.839) for KMSC Pre Injection 600 by Michael BURKE.

Margin of Victory	Avg. Speed	Best Lap Tm	Best Speed	Best Lap by
0.267	82.996	53.839	84.717	21 - Michael BURKE

Clerk of the Course

Orbits

Sig : Time :

Chief Timekeeper : Ian Sharp (SMART Timing)

www.mylaps.com

Results available at www.smart-timing.co.uk & www.mylaps.com

Licensed to: SMART Timing

Printed: 29/04/2015 16:32:23

KMSC National Motorcycle Racing

KMSC Cupar Motorcycles Pre Injection 600

Knockhill 1.267 miles

Race 24 - 5th Race

26/04/2015 15:00

Race (10 Laps) started at 14:28:55

Lap	Time of Day	Lap Tm	S1	S2	S3	S3Spd	SFSpd	Lap	Time of Day	Lap Tm	S1	S2	S3	S3Spd	SFSpd
(21) Michael BURKE															
1	14:29:54.313			21.455	15.854	115.703	115.107	1	14:29:57.038			22.128	16.213	116.304	111.474
2	14:30:49.284	54.971			15.697	117.733	114.714	2	14:30:52.791	55.753	18.278	21.558	15.917	115.703	111.474
3	14:31:43.599	54.315	17.882	20.945	15.488	119.835	114.910	3	14:31:48.811	56.020	18.182	21.721	16.117	113.935	111.474
4	14:32:37.957	54.358	18.015	20.776	15.567	118.147	115.504	4	14:32:45.022	56.211	18.230	21.582	16.399	116.103	110.556
5	14:33:32.599	54.642	18.002	21.186	15.454	116.912	116.103	5	14:33:41.433	56.411			16.085	114.323	111.105
6	14:34:27.127	54.528	17.971	21.037	15.520	118.565	113.742	6	14:34:37.405	55.972			15.946	115.107	110.193
7	14:35:21.653	54.526	17.968	20.947	15.611	116.709	114.129	7	14:35:33.767	56.362	18.545	21.606	16.211	115.107	110.556
8	14:36:17.657	56.004	18.339	21.251	16.414	100.011	114.910	8	14:36:32.831	59.064	18.892	22.948	16.224	113.742	110.739
9	14:37:11.496	53.839	17.919	20.450	15.470	118.356	115.903	9	14:37:29.140	56.309	18.597	21.585	16.127	113.549	112.408
10	14:38:05.368	53.872	17.839	20.724	15.309	117.526	112.033	10	14:38:26.693	57.553	19.578	21.462	16.513	111.290	109.832
(84) Kyle HARPER															
1	14:29:53.398			21.364	15.651	116.506	114.129	(91) Lewis SHAND							
2	14:30:48.183	54.785	18.012	21.111	15.662	117.321	114.323	1	14:29:59.854			22.784	16.255	117.733	115.305
3	14:31:42.589	54.406	17.863	21.024	15.519	115.504	114.323	2	14:30:57.147	57.293			16.209	117.321	116.304
4	14:32:37.196	54.607	17.971	21.007	15.629	116.304	114.129	3	14:31:54.968	57.821			16.644	114.518	116.304
5	14:33:32.111	54.915	18.012	21.288	15.615	116.304	113.549	4	14:32:51.288	56.320	18.779	21.564	15.977	118.356	114.518
6	14:34:26.922	54.811	17.994	21.169	15.648	117.733	113.935	5	14:33:47.396	56.108			15.724	118.147	117.526
7	14:35:21.490	54.568	17.884	21.176	15.508	117.321	114.714	6	14:34:44.633	57.237		22.314	16.220	109.653	116.304
8	14:36:16.796	55.306	18.365	21.262	15.679	115.504	113.935	7	14:35:40.524	55.891			15.638	119.196	118.356
9	14:37:11.359	54.563	17.899	20.970	15.694	117.116	114.714	8	14:36:37.699	57.175			16.168	116.709	116.506
10	14:38:05.635	54.276	17.860	20.855	15.561	117.526	113.549	9	14:37:34.056	56.357			15.951	114.518	116.304
(86) Russell WILL															
1	14:29:54.481			21.385	15.778	121.352	117.116	10	14:38:30.646	56.590			16.007	115.903	116.912
2	14:30:49.452	54.971	18.326	21.104	15.541	121.133	117.116	(60) Douglas BROWN							
3	14:31:45.030	55.578	18.079	20.841	16.658	121.352	113.549	1	14:29:57.159				22.439	16.435	111.105
4	14:32:40.019	54.989	18.367	20.799	15.823	121.352	116.912	2	14:30:53.943	56.784	18.689	21.868	16.227	113.742	110.556
5	14:33:34.669	54.650	18.004	20.794	15.852	122.908	115.504	3	14:31:51.041	57.098	19.191	21.773	16.134	112.786	111.660
6	14:34:29.868	55.199	18.058	21.322	15.819	120.915	116.103	4	14:32:46.972	55.931	18.376	21.424	16.131	114.910	111.105
7	14:35:25.539	55.671	18.539	21.386	15.746	121.792	116.506	5	14:33:44.298	57.326	19.361	21.750	16.215	113.935	110.193
8	14:36:21.184	55.645	18.146	21.422	16.077	114.129	115.703	6	14:34:41.008	56.710	18.741	21.778	16.191	113.742	111.474
9	14:37:16.801	55.617	18.182	21.261	16.174	120.480	114.129	7	14:35:38.768	57.760	19.318	21.882	16.560	111.660	112.033
10	14:38:12.253	55.452	18.060	21.271	16.121	120.480	115.107	8	14:36:36.312	57.544	18.901	22.119	16.524	114.323	110.556
(88) Brian MARR															
1	14:29:55.199				15.696	117.733	114.714	9	14:37:33.617	57.305	18.968	21.710	16.627	109.474	109.474
2	14:30:50.284	55.085			15.450	118.147	114.518	10	14:38:30.937	57.320	18.914	22.240	16.166	112.033	111.290
3	14:31:45.555	55.271	17.917	21.260	16.094	117.526	112.408	(72) Douglas SHEARER							
4	14:32:40.874	55.319			15.798	117.321	111.660	1	14:29:58.208				22.442	16.757	117.116
5	14:33:37.551	56.677		21.796	16.443	98.979	111.290	2	14:30:56.329	58.121	19.812	21.997	16.312	118.565	111.290
6	14:34:33.283	55.732	18.350	21.510	15.872	116.304	111.474	3	14:31:53.063	56.734	18.718	21.835	16.181	116.103	112.976
7	14:35:29.611	56.328			16.130	115.504	111.474	4	14:32:48.938	55.875	18.450	21.278	16.147	116.912	111.846
8	14:36:25.223	55.612			15.777	114.714	111.474	5	14:33:44.692	55.754	18.660	21.187	15.907	117.526	112.033
9	14:37:21.403	56.180			16.393	115.703	107.201	6	14:34:40.886	56.194	18.515	21.693	15.986	117.116	110.556
10	14:38:17.870	56.467			15.964	114.910	112.033	7	14:35:38.374	57.488	19.680	21.678	16.130	114.714	111.474
(3) Richard BRIGHT															
1	14:29:57.941				16.250	117.526	113.742	8	14:36:36.331	57.957	18.736	22.597	16.624	114.323	112.220
2	14:30:54.145	56.204	18.323	21.717	16.164	115.703	113.357	9	14:37:34.370	58.039	19.733	21.942	16.364	113.935	112.786
3	14:31:50.431	56.286			16.106	113.935	111.846	10	14:38:31.692	57.322	19.053	21.797	16.472	115.305	110.193
4	14:32:46.505	56.074			16.024	114.323	112.033	(64) Andrew CUTHBERT							
5	14:33:43.502	56.997			16.322	113.935	112.976	1	14:29:59.255			22.851	16.931	120.049	114.910
6	14:34:39.630	56.128			16.114	111.846	112.597	2	14:30:56.940	57.685	19.121	21.987	16.577	112.220	115.903
7	14:35:35.369	55.739			15.888	116.304	111.474	3	14:31:54.536	57.596	18.916	21.757	16.923	108.941	113.166
8	14:36:33.256	57.887			15.811	112.408	112.033	4	14:32:52.328	57.792	19.530	21.867	16.395	119.409	116.304
9	14:37:28.809	55.553			15.757	115.903	110.556	5	14:33:49.293	56.965	19.076	21.656	16.233	119.196	114.714
10	14:38:25.140	56.331			15.890	114.910	110.193	6	14:34:46.890	57.597	19.332	21.747	16.518	118.356	115.703
(48) David McCafferty															
1	14:29:58.545				16.320	121.133	116.304	7	14:35:43.751	56.861	18.869	21.750	16.242	118.356	116.103
2	14:30:55.443	56.898	18.845	21.962	16.091	120.697	115.903	8	14:36:40.647	56.896	19.116	21.591	16.189	116.709	116.304
3	14:31:51.520	56.077	18.641	21.554	15.882	119.409	115.305	9	14:37:39.252	58.605	19.018	22.798	16.789	119.621	114.518
4	14:32:47.296	55.776	18.422	21.311	16.043	121.352	115.305	10	14:38:37.411	58.159	19.130	22.144	16.885	117.526	115.107
5	14:33:43.178	55.882			15.756	119.835	114.910	(0) Alex McGUINNESS							
6	14:34:39.387	56.209		21.630	15.915	118.985	114.910	1	14:30:00.427			23.533	16.362	116.912	114.518
7	14:35:34.895	55.508	18.272	21.409	15.827	120.697	115.305	2	14:30:58.483	58.056	19.356	22.720	15.980	117.733	114.518
8	14:36:32.575	57.680	19.300	22.309	16.071	116.912	114.714	3	14:31:55.644	57.161	18.860	22.045	16.256	116.304	114.518
9	14:37:28.511	55.936	18.303	21.548	16.085	118.985	114.518	4	14:32:52.945	57.301	19.068	21.868	16.365	118.356	111.846

KMSC National Motorcycle Racing

KMSC Cupar Motorcycles Pre Injection 600

Knockhill 1.267 miles

Race 24 - 5th Race

26/04/2015 15:00

Race (10 Laps) started at 14:28:55

Lap	Time of Day	Lap Tm	S1	S2	S3	S3Spd	SFSpd	Lap	Time of Day	Lap Tm	S1	S2	S3	S3Spd	SFSpd
3	14:31:53.466	58.279			16.691	112.597	110.012	8	14:38:01.832	1:06.367	21.520	25.457	19.390	82.849	107.372
4	14:32:51.411	57.945		22.452	16.717	113.166	108.238	9	14:39:10.289	1:08.457	21.926	25.558	20.973	98.543	37.807
5	14:33:48.830	57.419	18.891	22.090	16.438	114.910	109.474	(11) Patrick FORMAN							
6	14:34:47.371	58.541			16.986	112.786	109.296	1	14:29:54.983			21.478	15.915	118.147	112.976
7	14:35:44.736	57.365		22.155	16.250	115.504	110.012	2	14:30:49.993	55.010	18.042	21.292	15.676	118.356	113.549
8	14:36:42.900	58.164	19.280	22.290	16.594	115.703	109.296	3	14:31:45.023	55.030	17.972	21.085	15.973	118.565	113.935
9	14:37:41.068	58.168			16.224	115.903	110.922	4	14:32:39.554	54.531	18.118	20.764	15.649	116.912	112.976
10	14:38:38.507	57.439			16.186	114.910	110.922	5	14:33:34.225	54.671	18.030	20.999	15.642	117.526	112.976
(19) Allan HARROW								6	14:34:28.549	54.324	17.959	20.846	15.519	118.565	113.549
1	14:29:59.835			22.924	16.736	120.480	114.714	7	14:35:24.521	55.972	19.341	20.891	15.740	116.912	112.786
2	14:30:59.614	59.779	19.566	22.782	17.431	115.703	112.033	8	14:36:19.485	54.964	18.197	21.002	15.765	117.733	113.166
3	14:31:58.675	59.061	19.123	22.660	17.278	113.549	112.033	9	14:37:23.512	1:04.027	17.923	20.934	25.170	116.304	45.282
4	14:32:57.209	58.534	19.183	22.775	16.576	114.323	113.357	(8) Lloyd MacDONALD							
5	14:33:55.661	58.452	19.306	22.625	16.521	114.129	113.935	1	14:30:01.618			23.290	16.958	114.518	112.786
6	14:34:53.780	58.119	19.189	22.490	16.440	114.323	115.504	2	14:31:00.375	58.757	19.500	22.574	16.683	115.703	111.290
7	14:35:52.130	58.350	19.246	22.139	16.965	115.305	115.305	3	14:31:59.208	58.833	19.428	22.271	17.134	115.107	112.976
8	14:36:51.994	59.864	19.711	23.699	16.454	114.518	115.107	4	14:32:57.760	58.552	19.400	22.538	16.614	114.129	112.597
9	14:37:49.529	57.535	18.861	22.164	16.510	115.107	115.107	5	14:33:56.739	58.979	19.575	22.408	16.996	115.903	112.408
10	14:38:47.878	58.349	18.886	21.948	17.515	114.518	114.714	6	14:34:56.490	59.751	19.773	22.840	17.138	112.033	110.922
(18) Carl VICKERS								(73) Fraser CAMERON							
1	14:30:01.214				16.952	113.166	109.832	1	14:30:06.652				18.356	107.717	107.890
2	14:30:59.716	58.502			16.858	112.786	108.941	2	14:31:11.272	1:04.620			17.841	108.588	106.183
3	14:31:58.778	59.062			17.238	111.660	109.118	3	14:32:13.656	1:02.384	20.903	23.499	17.982	108.588	102.454
4	14:32:57.503	58.725			16.796	112.786	110.193	4	14:33:15.321	1:01.665			17.836	106.520	104.204
5	14:33:55.874	58.371			16.584	109.653	111.660	5	14:34:17.655	1:02.334		23.224	18.198	109.296	101.987
6	14:34:53.644	57.770	19.125	22.469	16.176	112.976	111.474	6	14:35:19.534	1:01.879			17.548	108.413	107.030
7	14:35:52.431	58.787	19.593	22.261	16.933	112.408	110.739	7	14:36:21.797	1:02.263			18.191	110.374	108.238
8	14:36:52.096	59.665			16.770	109.474	109.296	8	14:37:22.333	1:00.536			17.503	114.129	109.296
9	14:37:50.128	58.032		22.374	16.654	111.474	110.374	9	14:38:23.422	1:01.089			17.980	111.290	105.349
10	14:38:47.984	57.856			16.637	112.220	112.033	(45) Gerry SULLIVAN							
(18) Carl VICKERS								1	14:30:08.554			25.773	19.405	104.204	99.272
(73) Fraser CAMERON								2	14:31:13.340	1:04.786	21.765	24.616	18.405	106.015	103.561
(45) Gerry SULLIVAN								3	14:32:17.420	1:04.080	21.164	24.890	18.026	104.204	103.242
(73) Fraser CAMERON								4	14:33:22.366	1:04.946	21.492	25.058	18.396	102.768	99.863
(45) Gerry SULLIVAN								5	14:34:27.043	1:04.677	21.493	25.241	17.943	103.402	102.611
(73) Fraser CAMERON								6	14:35:31.685	1:04.642	22.354	24.435	17.853	101.524	104.856
(45) Gerry SULLIVAN								7	14:36:35.947	1:04.262	21.604	24.970	17.688	104.204	103.561
(73) Fraser CAMERON								8	14:37:39.663	1:03.716	21.385	24.241	18.090	107.030	102.142
(45) Gerry SULLIVAN								9	14:38:42.974	1:03.311	21.336	24.395	17.580	105.020	103.242
(73) Fraser CAMERON								(29) Ross CLIMSON							
(45) Gerry SULLIVAN								1	14:30:06.365			25.364	18.518	103.882	105.184
(73) Fraser CAMERON								2	14:31:12.289	1:05.924	21.537	25.464	18.923	99.714	108.764
(45) Gerry SULLIVAN								3	14:32:17.705	1:05.416	21.812	25.115	18.489	100.762	105.349
(73) Fraser CAMERON								4	14:33:22.354	1:04.649	21.783	24.873	17.993	103.402	107.717
(45) Gerry SULLIVAN								5	14:34:26.863	1:04.509	20.991	25.317	18.201	102.768	102.768
(73) Fraser CAMERON								6	14:35:31.619	1:04.756	21.288	25.251	18.217	98.979	101.832
(45) Gerry SULLIVAN								7	14:36:38.083	1:06.464	22.662	25.693	18.109	101.371	105.681
(73) Fraser CAMERON								8	14:37:42.607	1:04.524	21.240	24.768	18.516	100.011	103.084
(45) Gerry SULLIVAN								9	14:38:47.998	1:05.391	21.759	24.975	18.657	100.611	97.540
(73) Fraser CAMERON								(58) Barry STEWART							
(45) Gerry SULLIVAN								1	14:30:06.736			25.548	18.447	104.366	110.922
(73) Fraser CAMERON								2	14:31:12.260	1:05.524	21.422	25.913	18.189	107.201	109.653
(45) Gerry SULLIVAN								3	14:32:15.275	1:03.015	21.566	23.766	17.683	110.556	108.764
(73) Fraser CAMERON								4	14:33:17.260	1:01.985	20.707	23.607	17.671	111.660	108.413
(45) Gerry SULLIVAN								5	14:34:19.016	1:01.756	20.922	23.680	17.154	109.832	110.922
(73) Fraser CAMERON								6	14:35:20.175	1:01.159	20.594	23.460	17.105	112.033	109.832
(45) Gerry SULLIVAN								7	14:36:55.465	1:35.290	50.905	25.628	18.757	103.242	105.848

Clerk of the Course

Orbits

Sig :

Time :

Chief Timekeeper : Ian Sharp (SMART Timing)

Results available at www.smart-timing.co.uk & www.mylaps.com

www.mylaps.com

Licensed to: SMART Timing

Printed: 29/04/2015 16:32:42

Page 2/2


KMSC Cupar Motorcycles Pre Injection 600

Knockhill 1.267 miles

Race 24 - 5th Race

26/04/2015 15:00

Race (10 Laps) started at 14:28:55



Competitors	Laps										
	1	2	3	4	5	6	7	8	9	10	
Kyle HARPER (84)	1	84	84	84	84	84	84	84	84	84	21
Michael BURKE (21)	2	21	21	21	21	21	21	21	21	21	84
Russell WILL (86)	3	86	86	11	11	11	11	11	11	86	86
Patrick FORMAN (11)	4	11	11	86	86	86	86	86	86	88	88
Brian MARR (88)	5	88	88	88	88	88	88	88	88	11	3
Steven HADDOW (47)	6	47	47	47	47	47	47	47	48	48	48
Douglas BROWN (60)	7	60	60	3	3	48	48	48	47	3	47
Andrew CRAIGMILE (92)	8	92	3	60	60	3	3	3	3	47	91
Richard BRIGHT (3)	9	3	92	48	48	60	72	72	60	60	60
Douglas SHEARER (72)	10	72	48	72	72	72	60	60	72	91	72
David McCAFFERTY (48)	11	48	72	92	91	91	91	91	91	72	64
Andrew CUTHBERT (64)	12	64	64	64	92	92	64	64	64	64	0
Allan HARROW (119)	13	119	91	91	64	64	92	92	92	0	92
Lewis SHAND (91)	14	91	0	0	0	0	0	0	0	92	119
Alex McGUINNESS (0)	15	0	119	119	119	119	18	119	119	119	18
Carl VICKERS (18)	16	18	18	18	18	18	119	18	18	18	
Lloyd MacDONALD (8)	17	8	8	8	8	8	8	73	73	73	
Ross CLIMSON (29)	18	29	73	73	73	73	73	45	45	45	
Fraser CAMERON (73)	19	73	58	58	58	58	58	29	29	29	
Barry STEWART (58)	20	58	29	45	29	29	29	58	58	58	
Gerry SULLIVAN (45)	21	45	45	29	45	45	45				
-	22										
-	23										
-	24										
-	25										
-	26										

KMSC National Motorcycle Racing

Sorted on Laps

KMSC Lightweights

Knockhill 1.267 miles

Race 25 - 3rd Race

26/04/2015 15:15

Race (10 Laps) started at 14:47:09

Pos	No.	Name	Make/Model	CC	Class Code	Laps	Total Tm	Diff	Best Tm	In Lap	Best Speed
1	33	Adrian CLARK	Kawasaki	ER6	SL	10	9:25.200		55.707	3	81.876
2	21	Grant REID	Kawasaki	ER6	SL	10	9:40.275	15.075	57.330	4	79.559
3	15	Keith DICKIE	Kawasaki	ER6	SL	10	9:42.055	16.855	56.794	4	80.309
4	30	Joe TONER	Kawasaki	ER6	SL	10	9:42.762	17.562	57.396	3	79.467
5	13	Andrew BARTON	Suzuki	SV650	SL	10	9:48.933	23.733	57.364	3	79.511
6	70	John ANDRUCCI	Suzuki	GSXR1100	PCS	10	9:55.592	30.392	57.963	5	78.690
7	12	Dan JAMES	Suzuki	SV650	SL	10	9:57.379	32.179	58.610	8	77.821
8	4	Alan GIBSON	Suzuki	SV650	SL	10	9:57.785	32.585	58.664	10	77.749
9	39	Stuart HAMILTON	Kawasaki	ZXR400	SL	10	10:06.877	41.677	59.618	10	76.505
10	79	Ashley ROBSON	Kawasaki	ZXR400	SL	10	10:06.994	41.794	59.291	7	76.927
11	67	Eddie BUTLER	Honda	SP1	C	10	10:12.224	47.024		0	-
12	118	Rod WALKER	Kawasaki	ZXR400	SL	10	10:14.754	49.554	1:00.133	3	75.850
13	25	Jim PURVIS	Yamaha	FZR400	SL	10	10:16.962	51.762	1:00.465	9	75.434
14	37	Howard CROSS	Kawasaki	GSXR750	PCS	9	9:43.112	1 Lap	1:04.027	4	71.237
15	32	Craig REID	Kawasaki	ZXR400	SL	9	9:45.097	1 Lap	1:03.640	5	71.670
16	10	Marc McEWAN	Suzuki	SV650	SL	9	9:59.024	1 Lap	1:05.141	2	70.019
17	74	Christine WATSON	Honda	CBR400RR	SL	9	10:12.173	1 Lap	1:06.737	6	68.344
18	16	Gerry KEIRNAN	Suzuki	SV650	SL	8	9:31.548	2 Laps	1:09.593	2	65.540

Not classified

DNS	66	Kevin WATRET	Kawasaki	ER6	SL			DNS		0	-
DNS	56	Phil WALTERS	Suzuki	SV650	SL			DNS		0	-
DNS	27	John EASTON	Suzuki	SV650	SL			DNS		0	-
DNS	54	Ryan GIBSON	Kawasaki	ZXR400	SL			DNS		0	-
DNS	84	Lee NAILER	Suzuki	GSR6000	SL			DNS		0	-
DNS	44	Derek ADAMS	Weslake	900	CS			DNS		0	-
DNS	89	Craig ROSS	Suzuki	SV650	SL			DNS		0	-
DNS	234	AI CAMERON	Kawasaki	ER6	SL			DNS		0	-

Margin of Victory	Avg. Speed	Best Lap Tm	Best Speed	Best Lap by
15.075	80.699	55.707	81.876	33 - Adrian CLARK

Clerk of the Course

Orbits

Sig :

Time :

Chief Timekeeper : Ian Sharp (SMART Timing)

www.mylaps.com

Results available at www.smart-timing.co.uk & www.mylaps.com

Licensed to: SMART Timing

Printed: 29/04/2015 16:35:31

KMSC National Motorcycle Racing

KMSC Lightweights

Knockhill 1.267 miles

Race 25 - 3rd Race

26/04/2015 15:15

Race (10 Laps) started at 14:47:09

Lap	Time of Day	Lap Tm	S1	S2	S3	S3Spd	SFSpd
(33) Adrian CLARK							
1	14:48:08.773			21.493	16.261	109.296	107.372
2	14:49:04.749	55.976	18.632	21.220	16.124	110.374	108.064
3	14:50:00.456	55.707	18.350	21.160	16.197	110.193	108.413
4	14:50:56.422	55.966	18.433	21.297	16.236	110.012	108.764
5	14:51:52.208	55.786	18.361	21.234	16.191	110.922	108.238
6	14:52:48.949	56.741	18.456	21.987	16.298	110.556	109.296
7	14:53:45.272	56.323	18.553	21.632	16.138	110.193	110.012
8	14:54:41.900	56.628	18.309	22.057	16.262	107.717	108.941
9	14:55:38.421	56.521	18.623	21.678	16.220	109.832	109.653
10	14:56:34.922	56.501	18.411	21.704	16.386	109.653	109.296

Lap	Time of Day	Lap Tm	S1	S2	S3	S3Spd	SFSpd
(21) Grant REID							
1	14:48:10.367			22.070	16.521	113.549	109.118
2	14:49:07.703	57.336	18.992	21.899	16.445	114.518	109.474
3	14:50:05.314	57.611	19.038	21.918	16.655	112.976	108.588
4	14:51:02.644	57.330	18.950	21.895	16.485	113.166	108.941
5	14:51:59.985	57.341	18.916	21.989	16.436	112.786	109.653
6	14:52:58.196	58.211	19.075	22.791	16.345	114.129	109.832
7	14:53:56.620	58.424	19.038	22.806	16.580	111.290	109.474
8	14:54:54.304	57.684	18.962	22.157	16.565	112.220	109.118
9	14:55:51.925	57.621	18.988	22.100	16.533	113.549	109.118
10	14:56:49.997	58.072	19.157	22.314	16.601	112.220	109.474

Lap	Time of Day	Lap Tm	S1	S2	S3	S3Spd	SFSpd
(15) Keith DICKIE							
1	14:48:14.008			22.408	17.137	111.474	107.890
2	14:49:11.649	57.641	19.504	21.721	16.416	110.922	109.474
3	14:50:10.492	58.843	19.337	22.291	17.215	110.556	108.064
4	14:51:07.286	56.794	18.699	21.655	16.440	110.556	108.413
5	14:52:04.208	56.922	18.829	21.583	16.510	110.193	108.764
6	14:53:02.488	58.280	19.112	22.552	16.616	108.413	108.764
7	14:53:59.923	57.435	18.804	21.890	16.741	108.764	109.118
8	14:54:56.952	57.029	18.577	21.738	16.714	110.374	107.030
9	14:55:54.055	57.103	18.816	21.715	16.572	110.556	109.118
10	14:56:51.777	57.722	18.735	22.465	16.522	109.832	108.764

Lap	Time of Day	Lap Tm	S1	S2	S3	S3Spd	SFSpd
(30) Joe TONER							
1	14:48:10.491			22.002	16.493	113.549	106.689
2	14:49:08.059	57.568	19.083	21.976	16.509	112.786	108.764
3	14:50:05.455	57.396	18.865	22.009	16.522	111.105	109.118
4	14:51:03.076	57.621	19.032	22.119	16.470	112.220	107.890
5	14:52:00.531	57.455	18.845	22.134	16.476	110.374	109.118
6	14:52:58.762	58.231	18.857	22.778	16.596	112.408	109.118
7	14:53:57.088	58.326	18.905	22.775	16.646	110.374	109.474
8	14:54:55.426	58.338	18.815	22.215	17.308	112.597	106.015
9	14:55:53.377	57.951	18.859	22.252	16.840	110.374	108.413
10	14:56:52.484	59.107	19.152	22.984	16.971	111.290	108.413

Lap	Time of Day	Lap Tm	S1	S2	S3	S3Spd	SFSpd
(13) Andrew BARTON							
1	14:48:12.135			22.631	16.750	108.413	104.043
2	14:49:16.694	58.559	19.735	22.250	16.574	109.474	104.856
3	14:50:08.058	57.364	19.210	21.676	16.478	107.201	105.184
4	14:51:05.866	57.808	19.155	22.060	16.593	107.372	104.692
5	14:52:03.962	58.096	19.275	21.962	16.859	106.520	103.402
6	14:53:03.646	59.684	19.549	22.915	17.220	106.015	103.882
7	14:54:01.552	57.906	19.214	21.946	16.746	106.351	105.515
8	14:54:59.853	58.301	19.236	21.976	17.089	107.372	103.721
9	14:55:59.531	59.678	19.416	22.880	17.382	105.848	98.833
10	14:56:58.655	59.124	19.728	22.290	17.106	104.856	101.832

Lap	Time of Day	Lap Tm	S1	S2	S3	S3Spd	SFSpd
(70) John ANDRUCCI							
1	14:48:17.880			22.880	17.434	117.526	114.323
2	14:49:16.319	58.439	19.676	22.082	16.681	116.506	116.912
3	14:50:14.565	58.246	19.188	22.058	17.000	118.985	116.304
4	14:51:13.647	59.082	20.053	22.155	16.874	117.940	114.714
5	14:52:11.610	57.963	19.401	21.910	16.652	119.409	119.409
6	14:53:10.239	58.629	19.196	22.255	17.178	116.103	116.709
7	14:54:09.916	59.677	19.987	22.616	17.074	114.323	115.305
8	14:55:08.067	58.151	19.541	22.047	16.563	118.775	118.147
9	14:56:06.523	58.456	19.173	22.411	16.872	116.103	117.526
10	14:57:05.314	58.791	19.438	22.338	17.015	119.409	116.103

(12) Dan JAMES							
-----------------------	--	--	--	--	--	--	--

Lap	Time of Day	Lap Tm	S1	S2	S3	S3Spd	SFSpd
1	14:48:12.131			22.486	17.325	108.941	102.611
2	14:49:11.259	59.128	19.385	22.409	17.334	108.413	101.832
3	14:50:10.782	59.523	19.558	22.454	17.511	106.351	100.914
4	14:51:11.025	1:00.243	19.726	22.696	17.821	108.064	102.298
5	14:52:10.812	59.787	19.620	22.856	17.311	108.064	102.142
6	14:53:10.791	59.979	19.592	22.790	17.597	106.689	103.084
7	14:54:10.675	59.884	19.587	22.905	17.392	108.064	103.084
8	14:55:09.285	58.610	19.367	22.347	16.896	109.118	102.926
9	14:56:07.994	58.709	19.306	22.327	17.076	107.544	102.611
10	14:57:07.101	59.107	19.368	22.441	17.298	107.890	101.371

Lap	Time of Day	Lap Tm	S1	S2	S3	S3Spd	SFSpd
(4) Alan GIBSON							
1	14:48:13.783			22.980	17.065	106.689	101.371
2	14:49:13.163	59.380	20.070	22.397	16.913	107.544	101.524
3	14:50:11.913	58.750	19.292	22.453	17.005	105.349	101.987
4	14:51:11.671	59.758	19.896	22.660	17.202	106.689	101.832
5	14:52:11.565	59.894	19.848	22.703	17.343	107.372	103.242
6	14:53:11.009	59.444	19.687	22.349	17.408	106.859	103.242
7	14:54:10.990	59.981	19.985	22.787	17.209	107.030	102.768
8	14:55:09.814	58.824	19.679	22.300	16.845	109.118	103.084
9	14:56:08.843	59.029	19.903	22.148	16.978	107.372	102.926
10	14:57:07.507	58.664	19.442	22.387	16.835	107.544	102.926

Lap	Time of Day	Lap Tm	S1	S2	S3	S3Spd	SFSpd
(39) Stuart HAMILTON							
1	14:48:14.141			23.219	17.725	102.926	99.566
2	14:49:14.196	1:00.055	19.961	22.935	17.159	103.402	100.914
3	14:50:14.063	59.867	19.796	22.910	17.161	101.371	98.833
4	14:51:14.563	1:00.500	19.767	23.068	17.665	103.561	94.385
5	14:52:15.031	1:00.468	19.961	23.245	17.262	101.832	99.566
6	14:53:15.234	1:00.203	19.729	23.063	17.411	100.611	98.688
7	14:54:16.248	1:01.014	19.701	23.763	17.550	100.161	98.688
8	14:55:16.647	1:00.399	19.733	23.283	17.383	100.762	99.272
9	14:56:16.981	1:00.334	19.605	23.221	17.508	100.914	100.460
10	14:57:16.599	59.616	20.004	22.783	16.831	102.768	100.611

Lap	Time of Day	Lap Tm	S1	S2	S3	S3Spd	SFSpd
(79) Ashley ROBSON							
1	14:48:15.471			23.295	17.521	98.979	97.824
2	14:49:16.475	1:01.004	19.946	23.343	17.715	99.863	97.117
3	14:50:16.975	1:00.500	19.785	22.952	17.763	99.419	95.731
4	14:51:17.205	1:00.230	19.771	22.958	17.501	98.833	98.111
5	14:52:17.682	1:00.477	19.883	23.193	17.401	99.125	98.111
6	14:53:17.821	1:00.139	19.744	22.919	17.476	99.125	100.011

KMSC National Motorcycle Racing

KMSC Lightweights

Knockhill 1.267 miles

Race 25 - 3rd Race

26/04/2015 15:15

Race (10 Laps) started at 14:47:09

Lap	Time of Day	Lap Tm	S1	S2	S3	S3Spd	SFSpd
3	14:50:20.274	1:01.055	20.502	23.167	17.386	101.218	98.543
4	14:51:21.854	1:01.580	20.789	23.244	17.547	103.561	97.682
5	14:52:22.700	1:00.846	20.061	23.150	17.635	101.678	97.399
6	14:53:23.388	1:00.688	19.986	23.116	17.586	101.371	98.111
7	14:54:24.255	1:00.867	19.778	23.371	17.718	98.979	97.117
8	14:55:25.665	1:01.410	19.982	23.796	17.632	99.714	98.688
9	14:56:26.130	1:00.465	19.772	23.220	17.473	98.688	96.976
10	14:57:26.684	1:00.554	19.912	23.094	17.548	101.218	97.824

(37) Howard CROSS

Lap	Time of Day	Lap Tm	S1	S2	S3	S3Spd	SFSpd
1	14:48:18.396			24.643	18.392	99.863	106.859
2	14:49:22.931	1:04.535	21.862	24.498	18.175	103.242	108.764
3	14:50:26.964	1:04.033	21.533	24.475	18.025	107.717	108.238
4	14:51:30.991	1:04.027	21.178	24.929	17.920	109.832	108.064
5	14:52:35.250	1:04.259	21.394	24.795	18.070	104.366	108.941
6	14:53:39.758	1:04.508	21.196	25.037	18.275	102.298	108.413
7	14:54:44.270	1:04.512	21.190	24.714	18.608	104.204	107.030
8	14:55:48.677	1:04.407	21.234	24.833	18.340	104.366	106.859
9	14:56:52.834	1:04.157	21.169	24.795	18.193	105.848	103.882

(32) Craig REID

Lap	Time of Day	Lap Tm	S1	S2	S3	S3Spd	SFSpd
1	14:48:20.350			25.297	18.684	93.595	89.358
2	14:49:24.059	1:03.709	20.941	23.967	18.801	94.518	89.596
3	14:50:28.272	1:04.213	20.841	24.805	18.567	92.435	89.596
4	14:51:32.673	1:04.401	20.953	24.918	18.530	92.562	88.649
5	14:52:36.313	1:03.640	21.063	24.033	18.544	95.459	90.686
6	14:53:41.335	1:05.022	20.596	25.670	18.756	91.427	89.716
7	14:54:45.288	1:03.953	20.698	24.494	18.761	93.076	90.686
8	14:55:50.060	1:04.772	20.738	25.096	18.938	92.435	90.077
9	14:56:54.819	1:04.759	21.489	24.815	18.455	93.857	89.716

(10) Marc McEWAN

Lap	Time of Day	Lap Tm	S1	S2	S3	S3Spd	SFSpd
1	14:48:22.166			25.342	18.557	103.242	101.987
2	14:49:27.307	1:05.141	21.634	25.003	18.504	104.043	103.242
3	14:50:32.452	1:05.145	21.493	25.028	18.624	103.721	102.298
4	14:51:38.086	1:05.634	21.595	25.271	18.768	101.524	101.524
5	14:52:44.303	1:06.217	21.774	25.660	18.783	101.066	101.066
6	14:53:50.285	1:05.982	21.830	25.177	18.975	100.762	100.161
7	14:54:57.067	1:06.782	21.903	25.485	19.394	99.863	100.460
8	14:56:02.970	1:05.903	21.618	25.425	18.860	100.460	100.310
9	14:57:08.746	1:05.776	21.699	25.302	18.775	102.926	101.678

(74) Christine WATSON

Lap	Time of Day	Lap Tm	S1	S2	S3	S3Spd	SFSpd
1	14:48:24.939			26.472	19.697	94.785	92.181
2	14:49:31.678	1:06.739	22.129	25.422	19.188	96.281	93.076
3	14:50:39.233	1:07.555	22.271	25.847	19.437	93.726	92.435
4	14:51:47.071	1:07.838	22.725	25.502	19.611	95.459	92.308
5	14:52:54.390	1:07.319	22.255	25.866	19.198	96.419	93.205
6	14:54:01.127	1:06.737	22.067	25.478	19.192	93.988	93.465
7	14:55:08.266	1:07.139	21.837	25.726	19.576	94.919	92.308
8	14:56:15.037	1:06.771	22.085	25.389	19.297	95.731	92.054
9	14:57:21.895	1:06.858	22.442	25.219	19.197	96.143	92.181

(16) Gerry KEIRNAN

Lap	Time of Day	Lap Tm	S1	S2	S3	S3Spd	SFSpd
1	14:48:25.615			27.445	19.521	100.914	97.967
2	14:49:35.208	1:09.593	23.349	26.571	19.673	99.566	97.967
3	14:50:45.374	1:10.166	23.432	26.773	19.961	97.399	97.399
4	14:51:55.287	1:09.913	23.415	26.816	19.682	98.833	97.257
5	14:53:07.364	1:12.077	23.695	28.056	20.326	96.143	92.947
6	14:54:18.798	1:11.434	24.588	26.875	19.971	94.518	97.967
7	14:55:30.298	1:11.500	23.744	28.058	19.698	97.967	97.824
8	14:56:41.270	1:10.972	23.307	27.887	19.778	94.518	95.731

Clerk of the Course

Orbits

Sig : Time :
Chief Timekeeper : Ian Sharp (SMART Timing)

Results available at www.smart-timing.co.uk & www.mylaps.com

www.mylaps.com

Licensed to: SMART Timing


KMSC Lightweights

Knockhill 1.267 miles

Race 25 - 3rd Race

26/04/2015 15:15

Race (10 Laps) started at 14:47:09



Competitors	Laps										
	1	2	3	4	5	6	7	8	9	10	
Adrian CLARK (33)	1	33	33	33	33	33	33	33	33	33	33
Grant REID (21)	2	21	21	21	21	21	21	21	21	21	21
Joe TONER (30)	3	30	30	30	30	30	30	30	30	30	15
Dan JAMES (12)	4	12	13	13	13	13	15	15	15	15	30
Andrew BARTON (13)	5	13	12	15	15	15	13	13	13	13	13
Alan GIBSON (4)	6	4	15	12	12	12	70	70	70	70	70
Keith DICKIE (15)	7	15	4	4	4	4	12	12	12	12	12
Stuart HAMILTON (39)	8	39	39	39	70	70	4	4	4	4	4
Ashley ROBSON (79)	9	79	70	70	39	39	39	39	39	79	39
Rod WALKER (118)	10	118	79	79	79	79	79	79	79	39	79
Jim PURVIS (25)	11	25	25	118	67	67	67	67	67	67	67
John ANDRUCCI (70)	12	70	118	25	118	118	118	118	118	118	118
Howard CROSS (37)	13	37	67	67	25	25	25	25	25	25	25
Eddie BUTLER (67)	14	67	37	37	37	37	37	37	37	37	37
Craig REID (32)	15	32	32	32	32	32	32	32	32	32	32
Marc McEWAN (10)	16	10	10	10	10	10	10	10	10	10	10
Christine WATSON (74)	17	74	74	74	74	74	74	74	74	74	74
Gerry KEIRNAN (16)	18	16	16	16	16	16	16	16	16	16	16
-	19										
-	20										
-	21										
-	22										
-	23										
-	24										
-	25										
-	26										

KMSC National Motorcycle Racing

Sorted on Laps

KMSC Superbikes & Shirlaws KMSC Clubman

Knockhill 1.267 miles

Race 26 - 3rd Race

26/04/2015 15:30

Race (10 Laps) started at 15:02:15

Pos	No.	Name	Make/Model	CC	Class Code	Laps	Total Tm	Diff	Best Tm	In Lap	Best Speed
1	79	Bruce BIRNIE	BMW	S1000RR	SB	10	8:40.027		50.988	5	89.454
2	179	Andrew TASKER	Kawasaki	ZX10R	SB	10	8:41.574	1.547	51.247	9	89.002
3	55	Donald MacFADYEN	BMW	S1000RR	SB	10	8:42.449	2.422	51.345	6	88.832
4	72	Sean GILFILLAN	Kawasaki	ZX10R	SB	10	8:42.652	2.625	51.341	8	88.839
5	34	John DEAN	Suzuki	GSXR 750	SB	10	8:45.468	5.441	51.785	6	88.077
6	84	Darren ROSS	Kawasaki	ZX10R	SB	10	8:53.838	13.811	52.125	8	87.503
7	119	Kristopher DUNCAN	Kawasaki	ZX6R 600	C	10	8:54.249	14.222	52.356	10	87.117
8	47	Alan BRYCE	Suzuki	GSXR1000	SB	10	8:55.592	15.565	52.207	9	87.366
9	12	Neil BROWN	Honda	CBR1000	SB	10	9:00.213	20.186	53.112	4	85.877
10	67	Des BURNS	Kawasaki	ZX10R	C	10	9:03.899	23.872	53.544	3	85.184
11	20	Mark HERITAGE	Yamaha	R6	SB	10	9:06.576	26.549	53.634	3	85.041
12	63	Kenny PATERSON	BMW	S1000RR	C	10	9:15.628	35.601	54.239	8	84.092
13	69	Rodney SCOTT	BMW	S1000RR	C	10	9:20.120	40.093	54.470	10	83.736
14	73	Scott ROBERTSON	BMW	S1000RR	C	10	9:20.875	40.848	54.447	6	83.771
15	33	Graeme BODEL	Ducati	1098	C	10	9:25.716	45.689	55.192	9	82.640
16	71	Gavin JONES	Honda	CBR1000RF	C	10	9:30.130	50.103	54.685	10	83.407
17	16	Bob STORRAR	Ducati	1098R	C	9	8:43.443	1 Lap	56.758	5	80.360
18	37	Steven PATERSON	Yamaha	R1	C	9	8:43.893	1 Lap	56.697	5	80.447

Not classified

DNF	44	Niall CAMPBELL	Yamaha	R6 EVO	SB	6	5:14.812	DNF	51.324	5	88.869
DNF	11	Richard HUGHES	BMW	S1000RR	C	2	1:55.765	DNF	55.700	2	81.887
DNS	155	Scott SHAND	Honda	CBR 1000R	SB			DNS		0	-
DNS	7	James LAING	Kawasaki	ER6	SB			DNS		0	-
DNS	278	Paul MARSHALL	Aprilia	RSV4	C			DNS		0	-
DNS	50	Tim HASTINGS	Kawasaki	ZX6R 600	SB			DNS		0	-
DNS	68	Robert WILSON	Yamaha	R6	SB			DNS		0	-
DNS	99	Colin MacDONALD	Honda	CBR1000	C			DNS		0	-
DNS	61	Frank DIGNAN	Suzuki	GSXR1000	SB			DNS		0	-

Announcements

Bike No.71 - Racetime includes 10 second time penalty - Overtaking under yellow flags.

Margin of Victory	Avg. Speed	Best Lap Tm	Best Speed	Best Lap by
1.547	87.709	50.988	89.454	79 - Bruce BIRNIE

Clerk of the Course

Orbits

Sig : Time :

Chief Timekeeper : Ian Sharp (SMART Timing)

www.mylaps.com

Results available at www.smart-timing.co.uk & www.mylaps.com

Licensed to: SMART Timing

Printed: 29/04/2015 16:45:04

KMSC National Motorcycle Racing

KMSC Superbikes & Shirlaws KMSC Clubman

Knockhill 1.267 miles

Race 26 - 3rd Race

26/04/2015 15:30

Race (10 Laps) started at 15:02:15

Lap	Time of Day	Lap Tm	S1	S2	S3	S3Spd	SFSpd
(79) Bruce BIRNIE							
1	15:03:10.762			20.351	14.916	133.415	131.326
2	15:04:02.669	51.907	17.250	19.849	14.808	132.886	129.551
3	15:04:54.077	51.408	17.125	19.792	14.491	132.624	130.814
4	15:05:45.589	51.512	17.105	19.697	14.710	132.362	130.560
5	15:06:36.577	50.988	16.838	19.545	14.605	134.754	127.098
6	15:07:27.919	51.342	16.942	19.688	14.712	134.215	131.070
7	15:08:19.329	51.410	16.896	19.847	14.667	132.362	129.802
8	15:09:11.169	51.840	17.199	19.971	14.670	132.624	130.560
9	15:10:02.579	51.410	17.005	19.727	14.678	134.484	131.326
10	15:10:55.393	52.814	17.146	20.215	15.453	132.624	104.366

(179) Andrew TASKER							
1	15:03:11.900			20.502	15.091	135.025	124.273
2	15:04:03.872	51.972	17.122	19.676	15.174	136.398	124.504
3	15:04:55.568	51.696	17.138	19.629	14.929	135.298	125.905
4	15:05:47.577	52.009	17.412	19.629	14.968	135.298	126.857
5	15:06:38.971	51.394	16.955	19.531	14.908	130.560	126.380
6	15:07:30.323	51.352	16.890	19.525	14.937	133.150	124.968
7	15:08:21.886	51.563	17.123	19.553	14.887	133.947	124.735
8	15:09:13.453	51.567	17.086	19.503	14.978	132.102	126.618
9	15:10:04.700	51.247	16.883	19.496	14.868	134.484	127.098
10	15:10:56.940	52.240	17.261	19.986	14.993	132.102	125.435

(55) Donald MacFADYEN							
1	15:03:10.699			20.269	14.764	136.398	128.068
2	15:04:03.413	52.714	17.562	20.050	15.102	133.947	127.339
3	15:04:55.282	51.869	17.275	19.776	14.818	134.484	126.618
4	15:05:46.813	51.531	17.224	19.757	14.550	134.215	131.070
5	15:06:38.325	51.512	16.984	19.802	14.726	134.754	128.805
6	15:07:29.670	51.345	17.014	19.677	14.654	134.754	128.805
7	15:08:21.174	51.504	17.063	19.794	14.647	133.947	128.559
8	15:09:13.030	51.856	17.133	20.080	14.643	132.624	129.302
9	15:10:04.462	51.432	17.013	19.703	14.716	136.121	129.302
10	15:10:57.815	53.353	17.286	20.612	15.455	128.559	125.905

(72) Sean GILFILLAN							
1	15:03:12.281			20.620	15.131	133.415	129.802
2	15:04:04.480	52.199	17.464	19.984	14.751	133.947	130.814
3	15:04:56.913	52.433	17.300	20.102	15.031	132.362	129.551
4	15:05:49.161	52.248	17.445	19.966	14.837	133.947	129.551
5	15:06:40.793	51.632	17.007	19.722	14.903	133.150	130.306
6	15:07:32.452	51.659	16.930	19.895	14.834	132.102	130.306
7	15:08:23.862	51.410	17.014	19.701	14.695	133.150	130.560
8	15:09:15.203	51.344	16.861	19.707	14.773	131.584	131.842
9	15:10:06.622	51.419	16.889	19.788	14.742	131.584	131.070
10	15:10:58.018	51.396	16.923	19.670	14.803	135.571	130.053

(34) John DEAN							
1	15:03:11.504			20.523	15.031	129.802	123.587
2	15:04:03.927	52.423	17.190	19.979	15.254	130.560	122.014
3	15:04:56.494	52.567	17.537	20.251	14.779	129.551	124.735
4	15:05:48.661	52.167	17.324	19.916	14.927	129.053	124.044
5	15:06:40.496	51.835	17.021	19.945	14.869	127.581	124.273
6	15:07:32.281	51.785	17.027	20.094	14.664	127.824	124.735
7	15:08:24.562	52.281	17.406	20.080	14.795	130.814	122.908
8	15:09:16.674	52.112	17.149	20.043	14.920	128.559	124.735
9	15:10:08.506	51.832	17.109	19.844	14.879	127.098	123.815
10	15:11:00.834	52.328	17.220	20.144	14.964	128.559	118.775

(84) Darren ROSS							
1	15:03:13.597			20.890	15.464	127.339	128.559
2	15:04:06.705	53.108	17.404	20.441	15.263	131.070	129.053
3	15:04:59.760	53.055	17.565	20.380	15.110	132.362	128.068
4	15:05:52.968	53.208	17.714	20.321	15.173	131.070	128.805
5	15:06:46.107	53.139	17.582	20.427	15.130	129.302	127.824
6	15:07:39.168	53.061	17.447	20.489	15.125	130.560	128.805
7	15:08:32.285	53.117	17.636	20.446	15.035	130.814	128.805
8	15:09:24.410	52.125	17.324	20.114	14.687	130.306	127.824
9	15:10:16.887	52.477	17.238	20.211	15.028	129.053	126.618
10	15:11:09.204	52.317	17.330	20.188	14.799	129.551	128.559

(119) Kristopher DUNCAN							
1	15:03:13.597			20.890	15.464	127.339	128.559
2	15:04:06.705	53.108	17.404	20.441	15.263	131.070	129.053
3	15:04:59.760	53.055	17.565	20.380	15.110	132.362	128.068
4	15:05:52.968	53.208	17.714	20.321	15.173	131.070	128.805
5	15:06:46.107	53.139	17.582	20.427	15.130	129.302	127.824
6	15:07:39.168	53.061	17.447	20.489	15.125	130.560	128.805
7	15:08:32.285	53.117	17.636	20.446	15.035	130.814	128.805
8	15:09:24.410	52.125	17.324	20.114	14.687	130.306	127.824
9	15:10:16.887	52.477	17.238	20.211	15.028	129.053	126.618
10	15:11:09.204	52.317	17.330	20.188	14.799	129.551	128.559

Lap	Time of Day	Lap Tm	S1	S2	S3	S3Spd	SFSpd
1	15:03:13.862			20.946	15.597	127.098	123.360
2	15:04:07.500	53.638	17.895	20.237	15.506	131.326	123.360
3	15:05:00.759	53.259	17.816	20.116	15.327	131.842	124.735
4	15:05:53.542	52.783	17.604	20.190	14.989	131.070	126.857
5	15:06:46.552	53.019	17.492	20.313	15.205	116.912	124.504
6	15:07:39.471	52.910	17.570	20.252	15.097	128.068	125.670
7	15:08:32.514	53.043	17.654	20.277	15.112	129.551	125.905
8	15:09:24.880	52.366	17.502	20.018	14.846	129.551	126.618
9	15:10:17.259	52.379	17.379	20.127	14.873	128.313	125.670
10	15:11:09.615	52.356	17.337	20.114	14.905	128.805	126.380

(47) Alan BRYCE							
1	15:03:13.538			20.995	15.566	126.857	123.815
2	15:04:07.351	53.813	17.868	20.420	15.525	130.560	124.968
3	15:05:00.491	53.140	17.561	20.300	15.279	130.814	127.339
4	15:05:53.204	52.713	17.331	20.336	15.046	129.802	128.805
5	15:06:46.831	53.627	17.559	20.492	15.576	108.064	127.339
6	15:07:39.763	52.932	17.590	20.213	15.129	130.053	128.313
7	15:08:32.770	53.007	17.780	20.188	15.039	129.302	128.068
8	15:09:25.629	52.859	17.728	20.123	15.008	126.380	128.313
9	15:10:17.836	52.207	17.240	19.920	15.047	130.560	127.339
10	15:11:10.958	53.122	17.147	20.251	15.724	117.526	116.103

(12) Neil BROWN							
1	15:03:14.202			21.176	15.525	131.326	125.905
2	15:04:07.859	53.657	17.856	20.570	15.231	133.415	126.857
3	15:05:01.211	53.352	17.741	20.409	15.202	133.680	126.857
4	15:05:54.323	53.112	17.512	20.444	15.156	132.362	127.098
5	15:06:47.631	53.308	17.385	20.534	15.389	132.102	125.905
6	15:07:41.217	53.586	17.478	20.548	15.560	130.053	125.670
7	15:08:34.536	53.319	17.602	20.498	15.219	132.624	117.116
8	15:09:28.001	53.465	17.836	20.579	15.050	130.814	126.857
9	15:10:21.531	53.530	17.515	20.736	15.279	130.560	125.670
10	15:11:15.579	54.048	17.623	20.874	15.551	129.053	125.670

(67) Des BURNS							
1	15:03:14.777			21.046	15.563	128.068	126.380
2	15:04:08.642	53.865	17.861	20.673	15.331	127.098	128.313
3	15:05:02.186	53.544	17.730	20.349	15.465	127.824	127.339
4	15:05:56.456	54.270	18.179	20.631	15.460	126.380	128.559
5	15:06:50.005	53.549	17.668	20.499	15.382	127.581	126.618
6	15:07:43.629	53.624	17.683	20.445	15.496	129.053	125.905
7	15:08:37.609	53.980	17.904	20.659	15.417	128.068	127.339
8	15:09:31.646	54.037	18.038	20.472	15.527	124.044	124.968
9	15:10:25.691	54.045	17.983	20.554	15.508	127.098	125.670
10	15:11:19.265	53.574	17.748	20.473	15.353	127.339	126.618

(20) Mark HERITAGE							
1	15:03:15.163			21.652	15.685	127.339	121.792
2	15:04:09.259	54.096	18.013	20.908	15.175	126.618	123.360
3	15:05:02.893	53.634	17.696	20.731	15.207	127.339	122.236
4	15:05:56.891	53.998	17.951	20.599	15.448		

KMSC National Motorcycle Racing

KMSC Superbikes & Shirlaws KMSC Clubman

Knockhill 1.267 miles

Race 26 - 3rd Race

26/04/2015 15:30

Race (10 Laps) started at 15:02:15

Lap	Time of Day	Lap Tm	S1	S2	S3	S3Spd	SFSpd
3	15:05:09.863	56.950	19.326	21.319	16.305	125.905	123.360
4	15:06:05.455	55.592	18.700	21.172	15.720	125.670	129.053
5	15:07:00.060	54.605	18.116	21.008	15.481	126.142	129.551
6	15:07:54.930	54.870	18.061	21.340	15.469	126.618	131.584
7	15:08:51.312	56.382	19.223	21.600	15.559	117.733	130.053
8	15:09:46.194	54.882	17.981	21.179	15.722	126.618	126.380
9	15:10:41.016	54.822	18.164	21.320	15.338	126.857	127.098
10	15:11:35.486	54.470	18.251	20.743	15.476	130.560	121.792

Lap	Time of Day	Lap Tm	S1	S2	S3	S3Spd	SFSpd
(11) Richard HUGHES							
1	15:03:15.431			21.477	15.365	126.380	127.581
2	15:04:11.131	55.700	18.053	20.782	16.865	125.905	59.651

(73) Scott ROBERTSON

1	15:03:19.401			23.086	16.493	115.703	125.435
2	15:04:15.792	56.391	18.455	22.016	15.920	119.196	127.098
3	15:05:11.235	55.443	18.265	21.460	15.718	124.273	128.313
4	15:06:06.829	55.594	18.240	21.699	15.655	123.815	126.380
5	15:07:01.432	54.603	18.045	20.971	15.587	125.435	128.068
6	15:07:55.879	54.447	17.829	21.043	15.575	126.618	127.824
7	15:08:51.803	55.924	18.600	21.642	15.682	124.735	127.581
8	15:09:46.723	54.920	17.839	21.162	15.919	125.670	128.313
9	15:10:41.779	55.056	18.364	21.225	15.467	126.380	128.559
10	15:11:36.241	54.462	17.798	21.167	15.497	122.459	123.133

(33) Graeme BODEL

1	15:03:20.306			22.732	17.424	123.587	121.792
2	15:04:17.412	57.106	18.932	21.642	16.532	121.572	124.968
3	15:05:13.499	56.087	18.653	21.436	15.998	125.905	122.683
4	15:06:09.275	55.776	18.354	21.247	16.175	126.380	123.360
5	15:07:04.511	55.236	18.215	21.068	15.953	127.098	123.360
6	15:07:59.813	55.302	18.154	21.100	16.048	128.559	124.504
7	15:08:55.246	55.433	18.255	21.232	15.946	126.380	125.435
8	15:09:50.487	55.241	18.187	21.089	15.965	126.857	125.435
9	15:10:45.679	55.192	18.294	21.039	15.859	127.339	124.504
10	15:11:41.082	55.403	18.302	21.144	15.957	127.824	124.504

(71) Gavin JONES

1	15:03:16.505			21.962	15.649	129.053	126.618
2	15:04:12.274	55.769	18.555	21.560	15.654	127.581	128.559
3	15:05:08.401	56.127	18.729	21.499	15.899	128.068	126.142
4	15:06:04.440	56.039	18.374	21.581	16.084	125.670	123.815
5	15:06:59.771	55.331	18.195	21.295	15.841	125.905	125.905
6	15:07:54.732	54.961	18.150	21.190	15.621	125.905	126.618
7	15:08:50.932	56.200	19.173	21.370	15.657	125.905	126.380
8	15:09:45.992	55.060	18.137	21.117	15.806	125.435	124.968
9	15:10:40.811	54.819	18.204	21.046	15.569	126.380	124.968
10	15:11:35.496	54.685	17.984	21.092	15.609	125.670	126.857

(16) Bob STORRAR

1	15:03:20.606			22.991	16.929	115.903	124.735
2	15:04:17.853	57.247	19.454	21.606	16.187	120.049	126.857
3	15:05:15.911	58.058	19.302	22.249	16.507	115.504	124.735
4	15:06:12.987	57.076	19.172	21.628	16.276	120.049	125.435
5	15:07:09.745	56.758	18.880	21.545	16.333	118.985	124.735
6	15:08:06.573	56.828	19.000	21.552	16.276	122.908	125.201
7	15:09:03.659	57.086	19.079	21.630	16.377	118.985	124.504
8	15:10:00.598	56.939	19.068	21.580	16.291	119.835	125.435
9	15:10:58.809	58.211	19.570	22.174	16.467	116.103	125.905

(37) Steven PATERSON

1	15:03:19.838			22.957	16.579	117.321	117.733
2	15:04:17.144	57.306	18.939	21.864	16.503	116.304	105.681
3	15:05:14.033	56.889	19.194	21.585	16.110	119.835	120.265
4	15:06:11.112	57.079	18.857	21.728	16.494	119.409	107.717
5	15:07:07.809	56.697	18.760	21.591	16.346	118.775	120.049
6	15:08:04.583	56.774	18.851	21.883	16.040	118.985	120.915
7	15:09:01.567	56.984	18.983	21.791	16.210	118.985	118.565
8	15:10:00.239	58.672	19.196	22.095	17.381	113.742	109.653
9	15:10:59.259	59.020	18.923	22.628	17.469	119.621	112.976

(44) Niall CAMPBELL

1	15:03:12.115			20.692	15.317	128.068	122.683
2	15:04:04.227	52.112	17.126	20.011	14.975	127.824	123.360
3	15:04:55.962	51.735	17.115	19.929	14.691	127.581	124.273
4	15:05:47.310	51.348	16.874	19.698	14.776	129.551	124.273
5	15:06:38.634	51.324	16.854	19.823	14.647	127.581	124.504
6	15:07:30.178	51.544	16.845	19.995	14.704	127.098	125.201

Clerk of the Course

Orbits

Sig : Time :

Chief Timekeeper : Ian Sharp (SMART Timing)

Results available at www.smart-timing.co.uk & www.mylaps.com

www.mylaps.com

Licensed to: SMART Timing

Printed: 29/04/2015 16:45:18

Page 2/2


KMSC Superbikes & Shirlaws KMSC Clubman

Knockhill 1.267 miles

Race 26 - 3rd Race

26/04/2015 15:30

Race (10 Laps) started at 15:02:15



Competitors	Laps										
	1	2	3	4	5	6	7	8	9	10	
Donald MacFADYEN (55)	1	55	79	79	79	79	79	79	79	79	79
Bruce BIRNIE (79)	2	79	55	55	55	55	55	55	55	55	179
John DEAN (34)	3	34	179	179	44	44	44	179	179	179	55
Andrew TASKER (179)	4	179	34	44	179	179	179	72	72	72	72
Niall CAMPBELL (44)	5	44	44	34	34	34	34	34	34	34	34
Sean GILFILLAN (72)	6	72	72	72	72	72	72	84	84	84	84
Alan BRYCE (47)	7	47	84	84	84	84	84	119	119	119	119
Darren ROSS (84)	8	84	47	47	47	119	119	47	47	47	47
Kristopher DUNCAN (119)	9	119	119	119	119	47	47	12	12	12	12
Neil BROWN (12)	10	12	12	12	12	12	12	67	67	67	67
Des BURNS (67)	11	67	67	67	67	67	67	20	20	20	20
Mark HERITAGE (20)	12	20	20	20	20	20	20	63	63	63	63
Richard HUGHES (11)	13	11	11	63	63	63	63	71	71	71	69
Gavin JONES (71)	14	71	63	71	71	71	71	69	69	69	71
Kenny PATERSON (63)	15	63	71	69	69	69	69	73	73	73	73
Rodney SCOTT (69)	16	69	69	73	73	73	73	33	33	33	33
Scott ROBERTSON (73)	17	73	73	33	33	33	33	37	37	16	
Steven PATERSON (37)	18	37	37	37	37	37	37	16	16	37	
Graeme BODEL (33)	19	33	33	16	16	16	16				
Bob STORRAR (16)	20	16	16								
-	21										
-	22										
-	23										
-	24										
-	25										
-	26										
-	27										

KMSC National Motorcycle Racing**Sorted on Laps**

Novice Race

Knockhill 1.267 miles

Race 27 - 2nd Race

26/04/2015 16:00

Race (8 Laps) started at 15:24:45

Pos	No.	Name	Make/Model	CC	Class Code	Laps	Total Tm	Diff	Best Tm	In Lap	Best Speed
1	69	Rodney SCOTT	BMW	S1000RR	C	8	7:18.824		53.938	7	84.562
2	71	Gavin JONES	Honda	CBR1000RR	C	8	7:21.443	2.619	54.196	5	84.159
3	173	Scott ROBERTSON	BMW	S1000RR	C	8	7:23.895	5.071	54.453	6	83.762
4	72	Peter DUNCAN	Triumph	675R	S6	8	7:38.856	20.032	56.350	8	80.942
5	37	Steven PATERSON	Yamaha	R1	C	8	7:38.876	20.052	56.189	4	81.174
6	93	Kyle DUNCAN	Kawasaki	ZX6R 600	S6	8	7:39.602	20.778	56.637	8	80.532
7	16	Bob STORRAR	Ducati	1098R	C	8	7:46.914	28.090	56.743	3	80.382
8	63	Chris EASTWOOD	Suzuki	GSXR600	S6	8	8:04.608	45.784	58.816	8	77.548
9	77	Paul MacKEY	Kawasaki	ZX6R 600	S6	8	8:04.734	45.910	59.508	5	76.647
10	17	Connor TONER	Kawasaki	ZX6R	S6	8	8:05.635	46.811	59.325	8	76.883
11	58	Barry STEWART	Yamaha	R6 600	PI6	7	7:19.077	1 Lap	1:01.875	2	73.715

Not classified

DNF	91	Lewis SHAND	Yamaha	R6 600	PI6	6	5:44.377	DNF	56.398	6	80.873
-----	----	-------------	--------	--------	-----	---	----------	-----	--------	---	--------

Margin of Victory	Avg. Speed	Best Lap Tm	Best Speed	Best Lap by
2.619	83.151	53.938	84.562	69 - Rodney SCOTT

Clerk of the Course

Orbits

Sig :

Time :

Chief Timekeeper : Ian Sharp (SMART Timing)

www.mylaps.com

Results available at www.smart-timing.co.uk & www.mylaps.com

Licensed to: SMART Timing

Printed: 29/04/2015 17:02:51

KMSC National Motorcycle Racing

Novice Race

Knockhill 1.267 miles

Race 27 - 2nd Race

26/04/2015 16:00

Race (8 Laps) started at 15:24:45

Lap	Time of Day	Lap Tm	S1	S2	S3	S3Spd	SFSpd
(69) Rodney SCOTT							
1	15:25:42.819			21.250	15.612	124.968	125.670
2	15:26:37.362	54.543	18.097	21.247	15.199	125.201	128.559
3	15:27:31.927	54.565	18.015	21.003	15.547	122.908	127.098
4	15:28:26.668	54.741	18.205	20.943	15.593	124.044	125.201
5	15:29:21.183	54.515	18.085	21.102	15.328	127.581	127.339
6	15:30:16.014	54.831	18.119	21.252	15.460	124.968	128.068
7	15:31:09.952	53.938	17.981	20.714	15.243	125.201	128.313
8	15:32:04.531	54.579	18.062	21.036	15.481	126.857	124.968

Lap	Time of Day	Lap Tm	S1	S2	S3	S3Spd	SFSpd
(71) Gavin JONES							
1	15:25:43.721			21.355	15.461	127.581	126.380
2	15:26:38.266	54.545	18.069	20.904	15.572	128.559	125.435
3	15:27:32.787	54.521	17.838	21.184	15.499	125.435	126.857
4	15:28:27.361	54.574	18.077	21.103	15.394	127.824	126.618
5	15:29:21.557	54.196	18.159	20.739	15.298	127.824	125.435
6	15:30:16.180	54.623	18.030	21.179	15.414	126.142	126.380
7	15:31:10.606	54.426	18.037	20.963	15.426	126.380	126.380
8	15:32:07.150	56.544	19.451	21.125	15.968	124.273	122.014

Lap	Time of Day	Lap Tm	S1	S2	S3	S3Spd	SFSpd
(173) Scott ROBERTSON							
1	15:25:43.211			21.516	15.393	122.908	128.068
2	15:26:37.741	54.530	18.029	21.198	15.303	126.380	128.068
3	15:27:32.449	54.708	18.124	21.182	15.402	123.360	126.142
4	15:28:27.278	54.829	17.967	21.193	15.669	125.201	124.735
5	15:29:23.081	55.803	19.030	21.229	15.544	123.133	128.313
6	15:30:17.534	54.453	17.965	21.184	15.304	124.735	127.581
7	15:31:13.439	55.905	17.949	21.373	16.583	101.832	122.236
8	15:32:09.602	56.163	18.682	21.389	16.092	119.835	124.273

Lap	Time of Day	Lap Tm	S1	S2	S3	S3Spd	SFSpd
(72) Peter DUNCAN							
1	15:25:46.266			22.136	16.090	121.792	116.103
2	15:26:42.822	56.556	18.786	21.815	15.955	119.835	117.321
3	15:27:39.744	56.922	19.052	22.045	15.825	119.621	114.518
4	15:28:37.149	57.405	18.958	22.276	16.171	118.565	113.549
5	15:29:34.202	57.053	19.464	21.739	15.850	121.133	115.107
6	15:30:31.210	57.008	18.921	22.199	15.888	119.835	116.103
7	15:31:28.213	57.003	19.290	22.002	15.711	120.480	115.107
8	15:32:24.563	56.350	19.014	21.604	15.732	120.480	115.305

Lap	Time of Day	Lap Tm	S1	S2	S3	S3Spd	SFSpd
(37) Steven PATERSON							
1	15:25:47.133			22.205	16.058	120.915	120.265
2	15:26:43.944	56.811	18.748	22.053	16.010	122.908	120.049
3	15:27:40.137	56.193	18.676	21.571	15.946	114.910	119.409
4	15:28:36.326	56.189	18.812	21.849	15.528	120.265	119.621
5	15:29:33.882	57.556	18.593	21.319	17.644	122.236	96.558
6	15:30:30.907	57.025	19.562	21.679	15.784	121.352	120.265
7	15:31:27.770	56.863	19.230	21.857	15.776	121.352	119.196
8	15:32:24.583	56.813	19.063	21.618	16.132	113.549	120.265

Lap	Time of Day	Lap Tm	S1	S2	S3	S3Spd	SFSpd
(93) Kyle DUNCAN							
1	15:25:45.346			21.856	16.279	116.709	110.374
2	15:26:42.544	57.198	18.959	22.066	16.173	114.910	111.846
3	15:27:40.321	57.777	18.945	22.302	16.530	114.714	111.290
4	15:28:37.727	57.406	19.398	21.822	16.186	119.196	112.786
5	15:29:35.007	57.280	19.488	21.868	15.924	118.985	112.976
6	15:30:31.687	56.680	18.882	21.750	16.048	118.775	112.408
7	15:31:28.672	56.985	19.204	21.848	15.933	119.621	112.408
8	15:32:25.309	56.637	19.037	21.639	15.961	118.356	111.660

Lap	Time of Day	Lap Tm	S1	S2	S3	S3Spd	SFSpd
(16) Bob STORRAR							
1	15:25:48.518			22.939	16.225	120.049	122.908
2	15:26:45.672	57.154	19.385	21.518	16.251	120.480	124.735
3	15:27:42.415	56.743	19.117	21.426	16.200	121.133	126.142
4	15:28:39.489	57.074	19.107	21.706	16.261	122.236	125.201
5	15:29:37.878	58.389	19.164	21.744	17.481	117.940	114.714
6	15:30:35.704	57.826	19.678	21.898	16.250	117.733	125.670
7	15:31:34.211	58.507	20.054	22.056	16.397	122.236	122.908
8	15:32:32.621	58.410	19.452	22.381	16.577	120.480	122.908

Lap	Time of Day	Lap Tm	S1	S2	S3	S3Spd	SFSpd
(63) Chris EASTWOOD							
1	15:25:48.643			23.333	16.863	116.709	111.105
2	15:26:48.925	1:00.282	20.266	23.304	16.712	115.504	111.105

Lap	Time of Day	Lap Tm	S1	S2	S3	S3Spd	SFSpd
(77) Paul MacKEY							
3	15:27:49.907	1:00.982	19.516	23.563	17.903	113.742	111.290
4	15:28:51.724	1:01.817	20.474	24.135	17.208	112.976	110.739
5	15:29:52.164	1:00.440	20.212	23.280	16.948	116.506	112.033
6	15:30:51.435	59.271	19.570	23.073	16.628	116.103	112.220
7	15:31:51.499	1:00.064	20.193	23.251	16.620	116.506	112.220
8	15:32:50.315	58.816	19.677	22.717	16.422	118.356	110.739

Lap	Time of Day	Lap Tm	S1	S2	S3	S3Spd	SFSpd
(77) Paul MacKEY							
1	15:25:49.908			23.700	16.967	115.305	108.064
2	15:26:49.958	1:00.050	19.487	23.397	17.166	114.518	107.201
3	15:27:49.886	59.928	19.282	22.982	17.664	112.786	110.374
4	15:28:49.552	59.666	19.773	23.191	16.702	113.166	111.660
5	15:29:49.060	59.508	19.604	23.096	16.808	113.935	110.922
6	15:30:48.674	59.614	19.819	23.056	16.739	112.786	111.290
7	15:31:49.955	1:01.281	20.679	23.531	17.071	113.166	111.660
8	15:32:50.441	1:00.486	20.023	23.141	17.322	114.714	109.118

Lap	Time of Day	Lap Tm	S1	S2	S3	S3Spd	SFSpd
(17) Connor TONER							
1	15:25:51.743			23.947	17.491	118.147	115.903
2	15:26:52.433	1:00.690	20.476	23.376	16.838	117.733	115.703
3	15:27:52.341	59.908	19.655	23.310	16.943	115.305	112.976
4	15:28:51.866	59.525	19.700	22.747	17.078	117.321	114.323
5	15:29:52.476	1:00.610	20.619	23.181	16.810	116.304	115.504
6	15:30:51.923	59.447	20.029	22.795	16.623	117.940	113.742
7	15:31:52.017	1:00.094	20.360	22.756	16.978	118.147	112.976
8	15:32:51.342	59.325	19.642	23.012	16.671	116.103	113.166

Lap	Time of Day	Lap Tm	S1	S2	S3	S3Spd	SFSpd
(58) Barry STEWART							
1	15:25:51.106			24.026	17.200	113.166	111.290
2	15:26:52.981	1:01.875	20.519	23.885	17.471	113.357	110.012
3	15:27:55.847	1:02.866	20.764	24.522	17.580	110.374	109.832
4	15:28:57.772	1:01.925	20.811	24.064	17.050	112.976	111.290
5	15:29:59.662	1:01.890	20.636	23.714	17.540	112.976	110.556
6	15:31:01.699	1:02.037	20.821	23.877	17.339	110.739	110.012
7	15:32:04.784	1:03.085	21.430	24.023	17.632	113.549	109.653

Lap	Time of Day	Lap Tm	S1	S2	S3	S3Spd	SFSpd
(91) Lewis SHAND							
1	15:25:46.562			22.300	16.559	115.903	116.506
2	15:26:43.638	57.076	19.204	22.085	15.787	116.912	116.304
3	15:27:40.505	56.867	18.687	22.448	15.732	116.709	117.321
4	15:28:37.149	56.644	18.874	21.853	15.917	119.196	113.742
5	15:29:33.686	56.537	19.099	21.617	15.821	118.565	108


Novice Race

Knockhill 1.267 miles

Race 27 - 2nd Race

26/04/2015 16:00

Race (8 Laps) started at 15:24:45



Competitors	Laps								
	1	2	3	4	5	6	7	8	
Rodney SCOTT (69)	1	69	69	69	69	69	69	69	69
Scott ROBERTSON (173)	2	173	173	173	173	71	71	71	71
Gavin JONES (71)	3	71	71	71	71	173	173	173	173
Kyle DUNCAN (93)	4	93	93	72	37	91	91	37	72
Peter DUNCAN (72)	5	72	72	37	72	37	37	72	37
Lewis SHAND (91)	6	91	91	93	91	72	72	93	93
Steven PATERSON (37)	7	37	37	91	93	93	93	16	16
Bob STORRAR (16)	8	16	16	16	16	16	16	77	63
Chris EASTWOOD (63)	9	63	63	77	77	77	77	63	77
Paul MacKEY (77)	10	77	77	63	63	63	63	17	17
Barry STEWART (58)	11	58	17	17	17	17	17	58	
Connor TONER (17)	12	17	58	58	58	58	58		