

Knockhill

26th/27th September 2015

Knockhill Motor Sports Club Scottish Championship Bike Meeting



S.M.A.R.T.

Scottish Motorsports Automatic Race Timing

Ravenslea, Melrose Road, Galashiels, TD1 2AT

Telephone : 01896 – 752447

KMSC National Motorcycle Racing

Sorted on best lap time

Scottish Championship Superstock 600

Knockhill 1.267 miles

Warm Up

26/09/2015 09:15

Practice (10:00 Time) started at 9:13:15

Pos	No.	Name	Make/Model	CC	Class Code	Laps	Best Tm	Diff	Best Speed	2nd Best
1	19	Kristopher DUNCAN	Kawasaki	ZX6R	S6	9	1:00.461		75.439	1:01.197
2	97	Sammi TASKER	Suzuki	GSXR600	S6	9	1:01.625	1.164	74.014	1:01.809
3	93	Kyle DUNCAN	Kawasaki	ZX6R 600	S6	9	1:03.910	3.449	71.367	1:04.519
4	50	Barry GARRETT	Suzuki	GSXR	S6	8	1:06.492	6.031	68.596	1:06.871
5	30	Liam SHELLCOCK	Triumph	675R	S6	3	1:12.273	11.812	63.109	2:09.347
6	58	Jamie LOCH	Suzuki	GSXR600	S6	5	1:13.780	13.319	61.820	1:13.787
7	27	Andrew DONALD	Yamaha	R6 600	S6	2	1:24.217	23.756	54.159	
8	12	George McCOMBIE	Triumph	Daytona 675	S6	6	1:27.686	27.225	52.016	1:28.991

Clerk of the Course :

Orbits

Sig : Time :

Chief Timekeeper : Ian Sharp (SMART Timing)

Results available at www.mylaps.com and www.smart-timing.co.uk

Printed: 28/09/2015 18:12:39



KMSC National Motorcycle Racing

Scottish Championship Superstock 600

Knockhill 1.267 miles

Warm Up

26/09/2015 09:15

Practice (10:00 Time) started at 9:13:15

Lap	Time of Day	Lap Tm	S1	S2	S3	S3Spd	SFSpd	Lap	Time of Day	Lap Tm	S1	S2	S3	S3Spd	SFSpd
(19) Kristopher DUNCAN															
1	9:14:27.082			26.189	18.271	108.238	117.116								
2	9:15:31.135	1:04.053	21.605	24.873	17.575	112.220	118.565								
3	9:16:34.686	1:03.551	21.176	25.212	17.163	117.116	119.196								
4	9:17:39.590	1:04.904	22.634	25.075	17.195	118.985	117.526								
5	9:18:42.589	1:02.999	20.926	24.295	17.778	118.985	118.565								
6	9:19:44.058	1:01.469	20.568	23.884	17.017	118.985	118.775								
7	9:20:45.798	1:01.740	20.591	24.061	17.088	121.572	119.621								
8	9:21:46.995	1:01.197	20.610	23.606	16.981	120.697	119.409								
9	9:22:47.456	1:00.461	20.310	23.537	16.614	122.236	120.265								
(97) Sammi TASKER															
1	9:14:24.573			26.083	18.092	117.526	113.742								
2	9:15:29.945	1:05.372	22.057	25.466	17.849	116.304	114.518								
3	9:16:34.444	1:04.499	21.937	24.910	17.652	119.835	114.323								
4	9:17:44.064	1:09.620	22.601	25.545	21.474	114.129	35.639								
5	9:19:21.862	1:37.798	54.836	25.251	17.711	116.103	114.714								
6	9:20:24.404	1:02.542			17.117	120.480	115.305								
7	9:21:26.263	1:01.859		23.936	17.063	120.915	116.103								
8	9:22:28.072	1:01.809	20.670	23.943	17.196	121.572	114.518								
9	9:23:29.697	1:01.625	20.638	23.840	17.147	120.697	114.714								
(93) Kyle DUNCAN															
1	9:14:27.119			26.521	19.224	113.742	107.717								
2	9:15:33.935	1:06.816	22.222	26.115	18.479	115.107	108.413								
3	9:16:39.226	1:05.291	21.698	25.406	18.187	115.504	109.653								
4	9:17:44.251	1:05.025	21.389	25.452	18.184	117.321	109.832								
5	9:18:48.819	1:04.568	21.647	25.085	17.836	117.733	107.201								
6	9:19:53.364	1:04.545	21.386	25.052	18.107	118.147	109.296								
7	9:20:57.883	1:04.519			17.866	116.506	109.296								
8	9:22:02.541	1:04.658			18.070	116.506	109.118								
9	9:23:06.451	1:03.910	21.491	24.508	17.911	117.526	108.941								
(50) Barry GARRETT															
1	9:14:41.386			25.800	18.745	109.474	111.105								
2	9:15:49.088	1:07.702	22.765	26.343	18.594	113.549	110.739								
3	9:16:56.327	1:07.239	23.009	25.760	18.470	113.935	109.474								
4	9:18:03.198	1:06.871	23.305	25.307	18.259	110.739	111.474								
5	9:19:11.604	1:08.406	23.914	25.807	18.685	102.926	111.290								
6	9:20:18.096	1:06.492	22.755	25.355	18.382	110.556	110.922								
7	9:21:27.432	1:09.336	22.654	27.002	19.680	81.048	111.290								
8	9:22:44.659	1:17.227	22.299	28.349	26.579	73.262	31.432								
(30) Liam SHELLCOCK															
1	9:17:00.243			25.617	30.185	90.564	23.890								
2	9:19:09.590	2:09.347	1:25.257	25.315	18.775	104.529	111.660								
3	9:20:21.863	1:12.273	22.706	24.520	25.047	114.518	25.980								
(58) Jamie LOCH															
1	9:14:58.080			32.825	23.518	90.932	104.529								
2	9:16:15.292	1:17.212	26.271	29.794	21.147	101.218	110.012								
3	9:17:29.072	1:13.780	24.703	28.347	20.730	105.020	110.374								
4	9:18:42.859	1:13.787	25.861	27.797	20.129	109.474	109.118								
5	9:20:02.078	1:19.219	25.014	29.325	24.880	112.220	41.760								
(27) Andrew DONALD															
1	9:14:37.719			29.797	20.291	94.651	110.374								
2	9:16:01.936	1:24.217	25.525	31.450	27.242	86.146	31.476								
(12) George McCOMBIE															
1	9:15:02.048			35.079	27.039	73.182	76.607								
2	9:16:31.039	1:28.991	30.491	34.046	24.454	82.442	83.780								
3	9:17:58.725	1:27.686	29.132	33.187	25.367	78.580	73.583								
4	9:19:28.485	1:29.760	30.040	34.139	25.581	73.422	86.927								
5	9:20:59.293	1:30.808			25.291	86.927	82.139								
6	9:22:34.079	1:34.786		33.562	31.390	75.657	30.039								

Clerk of the Course :

Orbits

Sig : Time :

Chief Timekeeper : Ian Sharp (SMART Timing)

www.mylaps.com

Results available at www.mylaps.com and www.smart-timing.co.uk

Licensed to: SMART Timing

Printed: 26/09/2015 09:26:40

KMSC National Motorcycle Racing

Sorted on best lap time

KMSC Cupar Motorcycles Pre-Injection 600

Knockhill 1.267 miles

Warm Up

26/09/2015 09:30

Practice (10:00 Time) started at 9:24:53

Pos	No.	Name	Make/Model	CC	Class Code	Laps	Best Tm	Diff	Best Speed	2nd Best
1	84	Kyle HARPER	Yamaha	R6 600	PI6	8	1:00.581		75.289	1:01.425
2	11	Patrick FORMAN	Yamaha	R6 600	PI6	6	1:00.869	0.288	74.933	1:01.244
3	21	Michael BURKE	Yamaha	R6 600	PI6	8	1:02.389	1.808	73.107	1:02.551
4	33	Scott LOGAN	Honda	CBR 600	PI6	7	1:06.795	6.214	68.285	1:10.929
5	36	Crichton CAMPBELL	Honda	CBR 600	PI6	6	1:07.142	6.561	67.932	1:07.800
6	48	David McCAFFERTY	Yamaha	R6 600	PI6	7	1:08.984	8.403	66.118	1:09.067
7	81	Stewart MARR	Yamaha	R6 600	PI6	7	1:09.042	8.461	66.063	1:10.649
8	199	Ross WATTS	Yamaha	R6 600	PI6	7	1:09.411	8.830	65.711	1:10.027
9	119	Allan HARROW	Yamaha	R6 600	PI6	5	1:10.898	10.317	64.333	1:11.752
10	35	Ross BEATTIE	Yamaha	R6 600	PI6	5	1:13.518	12.937	62.040	1:14.456
11	73	Fraser CAMERON	Yamaha	YZF 600	PI6	5	1:26.879	26.298	52.499	1:27.179
12	41	Kieran MURRAY	Kawasaki	ZX6 600	PI6	1			-	

Clerk of the Course :

Orbits

Sig : Time :

Chief Timekeeper : Ian Sharp (SMART Timing)

Results available at www.mylaps.com and www.smart-timing.co.uk

Printed: 28/09/2015 17:51:08



KMSC National Motorcycle Racing

KMSC Cupar Motorcycles Pre-Injection 600

Knockhill 1.267 miles

Warm Up

26/09/2015 09:30

Practice (10:00 Time) started at 9:24:53

Lap	Time of Day	Lap Tm	S1	S2	S3	S3Spd	SFSpd
(84) Kyle HARPER							
1	9:26:02.289			25.394	18.055	111.660	108.941
2	9:27:05.670	1:03.381	21.393	24.648	17.340	114.129	109.832
3	9:28:07.951	1:02.281	21.042	23.959	17.280	115.903	110.922
4	9:29:09.376	1:01.425	20.904	23.546	16.975	116.506	110.012
5	9:30:09.957	1:00.581	20.405	23.451	16.725	116.304	111.105
6	9:31:12.092	1:02.135	21.288	23.846	17.001	115.903	110.739
7	9:32:14.801	1:02.709	21.728	24.034	16.947	118.147	110.922
8	9:33:22.875	1:08.074	20.307	23.253	24.514	116.506	29.228

(11) Patrick FORMAN							
1	9:25:55.484						
2	9:26:56.728	1:01.244					
3	9:27:58.276	1:01.548					
4	9:28:59.145	1:00.869					
5	9:30:00.803	1:01.658					
6	9:31:02.894	1:02.091					

(21) Michael BURKE							
1	9:26:09.156		26.723	18.455	110.739	108.941	
2	9:27:14.664	1:05.508	22.555	24.870	18.083	114.129	109.118
3	9:28:18.563	1:03.899	21.902	24.337	17.660	115.903	111.660
4	9:29:22.266	1:03.703	21.704	24.731	17.268	116.506	112.597
5	9:30:25.568	1:03.302	20.998	24.189	18.115	105.515	111.846
6	9:31:28.119	1:02.551	21.255	24.125	17.171	117.321	113.166
7	9:32:31.000	1:02.881	21.262	24.139	17.480	115.903	112.033
8	9:33:33.389	1:02.389	21.021	23.907	17.461	118.356	113.549

(33) Scott LOGAN							
1	9:26:19.684		30.106	21.931	93.205	100.611	
2	9:27:32.046	1:12.362	24.664	27.688	20.010	101.832	103.084
3	9:28:44.425	1:12.379	23.669	27.940	20.770	100.310	101.832
4	9:29:56.237	1:11.812	24.012	27.908	19.892	105.515	104.692
5	9:31:07.166	1:10.929	24.094	27.560	19.275	101.218	105.681
6	9:32:19.239	1:12.073	26.317	26.804	18.952	107.201	105.848
7	9:33:26.034	1:06.795	22.627	25.625	18.543	109.118	106.520

(36) Crichton CAMPBELL							
1	9:26:16.931		29.681	21.316	91.055	91.928	
2	9:27:28.557	1:11.626	24.062	27.637	19.927	96.976	105.020
3	9:28:36.545	1:07.988	22.138	26.294	19.556	105.681	104.204
4	9:29:43.687	1:07.142	22.249	25.841	19.052	108.588	105.184
5	9:30:51.487	1:07.800	22.277	26.595	18.928	106.520	106.183
6	9:32:04.708	1:13.221	22.036	25.641	25.544	108.764	30.407

(48) David McCafferty							
1	9:26:31.388		31.679	20.338	99.863	107.717	
2	9:27:42.931	1:11.543	24.089	27.279	20.175	106.183	108.064
3	9:28:53.252	1:10.321	23.439	27.122	19.760	95.323	108.588
4	9:30:02.908	1:09.656	23.404	27.332	18.920	103.561	109.832
5	9:31:11.892	1:08.984	23.289	26.792	18.903	106.015	109.296
6	9:32:23.407	1:11.515	23.559	29.297	18.659	108.764	110.556
7	9:33:32.474	1:09.067	22.567	26.460	20.040	108.588	109.296

(81) Stewart MARR							
1	9:26:20.295		29.853	20.615	102.298	105.349	
2	9:27:32.346	1:12.051	24.571	27.968	19.512	100.161	107.201
3	9:28:43.337	1:10.991	23.918	27.504	19.569	103.084	108.238
4	9:29:54.701	1:11.364	23.390	28.344	19.630	99.714	107.030
5	9:31:05.350	1:10.649	23.480	27.783	19.386	99.272	106.689
6	9:32:16.571	1:11.221	25.010	27.047	19.164	105.349	106.520
7	9:33:25.613	1:09.042	23.109	27.112	18.821	105.848	107.372

(199) Ross WATTS							
1	9:26:21.788		30.433	22.254	97.257	101.371	
2	9:27:35.904	1:14.116	25.667	28.721	19.728	103.882	105.349
3	9:28:49.238	1:13.334	25.579	28.569	19.186	106.689	105.515
4	9:29:59.941	1:10.703	24.118	27.420	19.165	110.922	104.529
5	9:31:09.968	1:10.027	24.147	26.896	18.984	109.118	104.204
6	9:32:20.106	1:10.138	24.461	26.838	18.839	112.786	106.015
7	9:33:29.517	1:09.411	23.086	27.846	18.479	108.588	106.183

(119) Allan HARROW							
---------------------------	--	--	--	--	--	--	--

Lap	Time of Day	Lap Tm	S1	S2	S3	S3Spd	SFSpd
1	9:26:26.564			31.525	22.456	85.162	91.427
2	9:27:41.539	1:14.975	25.644	28.873	20.458	92.690	99.272
3	9:28:54.955	1:13.416	23.525	28.260	21.631	87.380	93.595
4	9:30:05.853	1:10.898	24.129	27.447	19.322	103.402	109.296
5	9:31:17.605	1:11.752	22.635	26.941	22.176	103.882	40.016

(35) Ross BEATTIE							
1	9:26:20.680			30.473	21.954	87.952	101.066
2	9:27:35.136	1:14.456	25.946	28.736	19.774	92.947	102.768
3	9:28:48.654	1:13.518	26.019	28.537	18.962	96.558	103.084
4	9:30:05.670	1:17.016	26.250	29.993	20.773	93.595	98.398
5	9:31:25.687	1:20.017	25.555	28.511	25.951	98.833	25.930

(73) Fraser CAMERON							
1	9:26:39.820			35.177	25.667	82.747	97.967
2	9:28:06.699	1:26.879	29.722	33.374	23.783	82.543	98.688
3	9:29:33.878	1:27.179	29.761	33.397	24.021	82.039	97.399
4	9:31:03.128	1:29.250	29.374	35.409	24.467	76.259	90.320
5	9:32:41.479	1:38.351	31.318	35.457	31.576	78.765	23.907

(41) Kieran MURRAY							
1	9:26:43.205			33.221	30.164	83.260	29.063

Clerk of the Course :

Orbits

Sig : Time :

Chief Timekeeper : Ian Sharp (SMART Timing)

www.mylaps.com

Results available at www.mylaps.com and www.smart-timing.co.uk

Licensed to: SMART Timing

Printed: 26/09/2015 09:36:21

KMSC National Motorcycle Racing**Sorted on best lap time**

Scottish Championship Lightweights

Knockhill 1.267 miles

Warm Up

26/09/2015 09:45

Practice (10:00 Time) started at 9:35:54

Pos	No.	Name	Make/Model	CC	Class Code	Laps	Best Tm	Diff	Best Speed	2nd Best
1	42	Mark IRONSIDE	Kawasaki	XR600	SL	4	1:03.256		72.105	1:07.753
2	21	Grant REID	Kawasaki	ER6	SL	8	1:03.332	0.076	72.019	1:04.054
3	12	Dan JAMES	Suzuki	SV650	SL	7	1:05.331	2.075	69.815	1:06.771
4	79	Ashley ROBSON	Kawasaki	ZXR400	SL	7	1:06.511	3.255	68.577	1:07.990
5	55	Tom ROBINSON	Aprilia	RRV 450	SL	7	1:07.081	3.825	67.994	1:07.313
6	39	Stuart HAMILTON	Kawasaki	FZR400	SL	7	1:07.554	4.298	67.518	1:08.942
7	234	AI CAMERON	Kawasaki	ER6	SL	6	1:10.636	7.380	64.572	1:10.707
8	15	Keith DICKIE	Kawasaki	ER6	SL	4	1:10.885	7.629	64.345	1:13.648
9	31	Torquil PATERSON	Kawasaki	ER6	SL	3	1:11.354	8.098	63.922	1:17.403
10	17	Michael CRITCHELL	Suzuki	SV650	SL	6	1:11.531	8.275	63.764	1:13.635
11	10	Marc McEWAN	Kawasaki	ER650	SL	4	1:16.818	13.562	59.375	1:17.335
12	25	Jim PURVIS	Yamaha	FZR400	SL	6	1:17.727	14.471	58.681	1:18.459
13	27	Brian CHALMERS	Kawasaki	ZX7R	SL	4	1:17.742	14.486	58.670	1:18.955
14	68	Scott ROBERTSON	Suzuki	SV650	SL	6	1:18.973	15.717	57.755	1:20.205
15	11	Lianne MAYHEW	Kawasaki	ZX6R 400	SL	4	1:19.188	15.932	57.598	1:20.687
16	37	Liam CAMPBELL	Honda	CBR400	SL	6	1:21.688	18.432	55.836	1:23.386
17	73	Rae MALONEY	Kawasaki	ER6	SL	6	1:23.461	20.205	54.649	1:26.461
18	112	Gordon MILLAR	Suzuki	SV650	SL	5	1:25.333	22.077	53.451	1:27.576
19	16	Gerry KEIRNAN	Suzuki	SV650	SL	5	1:30.321	27.065	50.499	1:31.819
20	74	Christine WATSON	Honda	CBR400RR	SL	3	1:39.014	35.758	46.065	1:44.564

Clerk of the Course :

Orbits

Sig : Time :

Chief Timekeeper : Ian Sharp (SMART Timing)

Results available at www.mylaps.com and www.smart-timing.co.uk

Printed: 28/09/2015 17:56:40



KMSC National Motorcycle Racing**Sorted on best lap time**

Scottish Championship Superbikes & KMSC Clubmans

Knockhill 1.267 miles

Warm Up

26/09/2015 10:00

Practice (10:00 Time) started at 9:46:45

Pos	No.	Name	Make/Model	CC	Class Code	Laps	Best Tm	Diff	Best Speed	2nd Best
1	179	Andrew TASKER	Kawasaki	ZX10R	SB	8	54.669		83.431	55.247
2	72	Sean GILFILLAN	Kawasaki	ZX10R	SB	9	56.346	1.677	80.948	56.632
3	45	Gary HOPKINS	Yamaha	R1	C	8	58.862	4.193	77.488	58.922
4	119	Kristopher DUNCAN	Kawasaki	ZX6R 600	C	8	59.142	4.473	77.121	59.444
5	55	Donald MacFADYEN	BMW	S1000RR	SB	4	59.900	5.231	76.145	1:00.759
6	47	Alan BRYCE	BMW	1000RR	SB	6	59.945	5.276	76.088	1:00.480
7	155	Scott SHAND	Yamaha	YZF R1	SB	4	1:00.844	6.175	74.964	1:01.439
8	105	James VEVERS	Suzuki	GSXR1000	C	7	1:01.367	6.698	74.325	1:01.553
9	22	Steven WATSON	Suzuki	GSXR750	C	6	1:02.471	7.802	73.011	1:03.584
10	69	Rodney SCOTT	BMW	S1000RR	C	5	1:03.730	9.061	71.569	1:05.655
11	4	James CRAWFORD	Yamaha	R1	C	7	1:04.951	10.282	70.224	1:05.309
12	79	Bruce BIRNIE	BMW	S1000RR	SB	5	1:05.100	10.431	70.063	1:05.963
13	37	Steven PATERSON	Yamaha	R1	C	7	1:06.992	12.323	68.084	1:07.117
14	171	Robert DOYLE	Suzuki	GSXR 1000	C	2	1:23.193	28.524	54.825	

Clerk of the Course :

Orbits

Sig : Time :

Chief Timekeeper : Ian Sharp (SMART Timing)

Results available at www.mylaps.com and www.smart-timing.co.uk

Printed: 28/09/2015 18:08:38



KMSC National Motorcycle Racing**Sorted on best lap time**

KMSC 125's

Knockhill 1.267 miles

Warm Up

26/09/2015 10:15

Practice (10:00 Time) started at 9:57:04

Pos	No.	Name	Make/Model	CC	Class Code	Laps	Best Tm	Diff	Best Speed	2nd Best
1	9	Rishon HICKEY	Aprilia	RS125	F125	6	1:11.491		63.800	1:11.497
2	88	Lewis NICOL	Aprilia	RS125	F125	6	1:12.277	0.786	63.106	1:12.466
3	19	James ALDERSON	Honda	125	F125	6	1:17.996	6.505	58.479	1:18.580
4	7	Josh HODGE	Metrakit	GP70	F125	5	1:18.303	6.812	58.249	1:18.505
5	27	James McLAREN	Aprilia	RS125	F125	5	1:22.732	11.241	55.131	1:26.366
6	11	Lewis PATERSON	Aprilia	RS125	F125	2	1:32.476	20.985	49.322	
7	15	Finlay MILNE	Aprilia	RS125	F125	5	1:34.670	23.179	48.179	1:34.817
8	47	Joel BAVIDGE	Aprilia	RS125	F125	5	1:37.926	26.435	46.577	1:39.245

Clerk of the Course :

Orbits

Sig : Time :

Chief Timekeeper : Ian Sharp (SMART Timing)

Results available at www.mylaps.com and www.smart-timing.co.uk

Printed: 28/09/2015 17:47:43



KMSC National Motorcycle Racing

KMSC 125's

Knockhill 1.267 miles

Warm Up

26/09/2015 10:15

Practice (10:00 Time) started at 9:57:04

Lap	Time of Day	Lap Tm	S1	S2	S3	S3Spd	SFSpd	Lap	Time of Day	Lap Tm	S1	S2	S3	S3Spd	SFSpd
(9) Rishon HICKEY															
1	9:58:33.966				21.610	81.343	77.135								
2	9:59:48.835	1:14.869			21.045	84.518	75.828								
3	10:01:02.274	1:13.439			20.647	84.095	78.123								
4	10:02:13.765	1:11.491			20.161	83.675	78.857								
5	10:03:25.262	1:11.497	23.616	27.096	20.785	82.849	76.519								
6	10:05:55.114	1:18.677		27.991	22.147	81.441	78.032								
(88) Lewis NICOL															
1	9:58:38.081			28.700	21.931	83.467	78.580								
2	9:59:54.155	1:16.074	24.942	29.781	21.351	83.675	79.890								
3	10:01:08.496	1:14.341	24.759	28.700	20.882	83.885	80.081								
4	10:02:20.773	1:12.277	24.120	27.070	21.087	83.157	79.136								
5	10:03:33.239	1:12.466	24.614	27.035	20.817	83.989	79.417								
6	10:06:11.995	1:27.007		30.189	27.736	79.985	22.951								
(19) James ALDERSON															
1	9:58:45.420			33.969	23.712	81.048	86.146								
2	10:00:07.053	1:21.633	27.320	31.752	22.561	92.054	87.266								
3	10:01:28.321	1:21.268	26.884	32.115	22.269	89.596	88.183								
4	10:02:46.317	1:17.996	26.209	30.426	21.361	94.120	90.686								
5	10:04:04.897	1:18.580	26.145	30.573	21.862	92.562	87.608								
6	10:05:27.193	1:22.296	28.087	31.961	22.248	93.595	89.002								
(7) Josh HODGE															
1	9:58:32.897			32.415	24.566	75.064	70.565								
2	9:59:53.017	1:20.120	25.901	31.271	22.948	75.572	72.081								
3	10:01:11.522	1:18.505	25.622	30.387	22.496	76.086	72.470								
4	10:02:31.394	1:19.872	25.618	30.737	23.517	74.813	71.620								
5	10:03:49.697	1:18.303	25.447	30.041	22.815	76.432	72.627								
(27) James McLAREN															
1	9:58:43.362			29.930	22.248	82.240	77.047								
2	10:00:09.728	1:26.366	26.075	28.883	31.408	82.849	19.819								
3	10:02:29.178	2:19.450	1:30.548	27.927	20.975	83.054	77.224								
4	10:03:51.910	1:22.732		28.996	28.996	82.543	34.879								
5	10:05:54.351	2:02.441		28.236	21.567	82.747	77.761								
(11) Lewis PATERSON															
1	9:58:36.866			31.337	23.629	83.157	80.853								
2	10:00:09.342	1:32.476	25.531	32.463	34.482	79.511	19.872								
(15) Finlay MILNE															
1	9:58:59.804			37.316	27.401	69.326	67.377								
2	10:00:35.533	1:35.729	31.418	35.450	28.861	72.392	67.854								
3	10:02:13.709	1:38.176	33.141	37.091	27.944	70.565	67.581								
4	10:03:48.526	1:34.817	33.863	33.775	27.179	71.543	65.663								
5	10:05:23.196	1:34.670	32.041	35.773	26.856	69.542	68.199								
(47) Joel BAVIDGE															
1	9:58:56.274			38.132	26.755	76.000	74.399								
2	10:00:34.200	1:37.926	32.954	36.604	28.368	75.742	73.342								
3	10:02:13.481	1:39.281	33.779	37.374	28.128	73.022	73.989								
4	10:03:52.726	1:39.245	34.626	37.013	27.606	74.813	73.745								
5	10:05:35.301	1:42.575	35.300	39.362	27.913	74.981	72.943								

Clerk of the Course :

Orbits

Sig : Time :

Chief Timekeeper : Ian Sharp (SMART Timing)

Results available at www.mylaps.com and www.smart-timing.co.uk

www.mylaps.com

Licensed to: SMART Timing

Printed: 26/09/2015 10:08:09

KMSC National Motorcycle Racing

Sorted on best lap time

Scottish Championship Sidecars

Knockhill 1.267 miles

Warm Up

26/09/2015 10:30

Practice (10:00 Time) started at 10:10:40

Pos	No.	Name	Make/Model	CC	Class	Laps	Best Tm	Diff	Best Speed	2nd Best
1	15	SHAND / BELSEY	Shand F2 Honda	1000	SC	6	1:04.108		71.147	1:05.060
2	16	B BIRCHALL / T BIRCHALL	LCR	600	SC	6	1:04.737	0.629	70.456	1:06.640
3	29	KERSHAW / WILSON	LCR Kawasaki		SC	5	1:04.875	0.767	70.306	1:06.138
4	8	BELL / JACKMAN			SC	7	1:05.518	1.410	69.616	1:05.744
5	88	NICOL / PRYDE	LCR Suzuki	GSXR1000	SC	5	1:07.184	3.076	67.890	1:07.764
6	33	HEGGARTY / NEAVE	F1 LCR Suzuki		SC	7	1:07.319	3.211	67.753	1:07.508
7	99	O'NEILL / GALLAGHAR	Suzuki	1000	SC	7	1:10.002	5.894	65.157	1:11.634
8	38	HOSKISSON / HARDIE	F2 Ireson Yamaha		SC	7	1:10.178	6.070	64.993	1:10.626
9	73	K PRING / W PRING	Honda FZ	600	SC	7	1:11.123	7.015	64.130	1:11.742
10	2	GAFFNEY / GAFFNEY	LCR Suzuki	1000	SC	7	1:11.624	7.516	63.681	1:11.855
11	5	ANDREWS Snr / NIX	RCN GSXR	1000	SC	4	1:13.312	9.204	62.215	1:13.936
12	23	DUCAT / HUTCHISON	Couperman LCR	750	SC	6	1:13.648	9.540	61.931	1:18.538
13	666	K ANDREWS Jnr / LITHGOW	Winstanley	R6	SC	4	1:20.214	16.106	56.862	1:20.624
14	50	BROWNE / McKAY	Ireson Thundercat	600	SC	6	1:21.026	16.918	56.292	1:21.391
15	11	MAYHEW / MAYHEW	Ireson Honda	1000	SC	2	1:29.118	25.010	51.180	

Clerk of the Course :

Orbits

Sig : Time :

Chief Timekeeper : Ian Sharp (SMART Timing)

Results available at www.mylaps.com and www.smart-timing.co.uk

Printed: 28/09/2015 18:03:58



KMSC National Motorcycle Racing

Scottish Championship Sidecars

Knockhill 1.267 miles

Warm Up

26/09/2015 10:30

Practice (10:00 Time) started at 10:10:40

Lap	Time of Day	Lap Tm	S1	S2	S3	S3Spd	SFSpd	Lap	Time of Day	Lap Tm	S1	S2	S3	S3Spd	SFSpd
(15) SHAND / BELSEY								(2) GAFFNEY / GAFFNEY							
1	10:12:05.644			27.529	19.836	98.979	94.919	1	10:12:29.346			32.436	22.536	77.313	94.120
2	10:13:12.835	1:07.191	22.687	25.651	18.853	103.402	96.697	2	10:13:49.176	1:19.830	27.312	31.027	21.491	88.532	96.143
3	10:14:17.895	1:05.060	21.945	24.905	18.210	105.349	99.272	3	10:15:04.899	1:15.723	26.206	28.432	21.085	89.836	97.824
4	10:15:22.003	1:04.108	21.522	24.393	18.193	106.689	99.863	4	10:16:17.662	1:12.763	24.779	27.429	20.555	93.076	99.125
5	10:16:29.100	1:07.097	22.394	26.399	18.304	102.298	97.399	5	10:17:29.517	1:11.855	24.165	27.431	20.259	92.435	95.868
6	10:17:38.140	1:09.040	21.652	24.649	22.739	102.768	30.462	6	10:18:41.540	1:12.023	24.304	27.750	19.969	93.076	100.310
(16) B BIRCHALL / T BIRCHALL								(5) ANDREWS Snr / NIX							
1	10:12:31.618			31.511	23.355	82.341	95.053	1	10:12:09.634			27.381	19.892	102.298	90.809
2	10:13:47.826	1:16.208	25.390	29.598	21.220	84.306	102.611	2	10:13:22.946	1:13.312	25.449	27.855	20.008	96.697	93.595
3	10:14:54.934	1:07.108	22.079	26.237	18.792	110.374	102.142	3	10:14:36.882	1:13.936	24.222	28.441	21.273	89.002	94.385
4	10:16:01.574	1:06.640	21.672	26.319	18.649	111.474	103.402	4	10:16:08.605	1:31.723	24.835	30.039	36.849	72.785	30.229
5	10:17:08.424	1:06.850	22.357	26.355	18.138	111.290	103.882	(23) DUCAT / HUTCHISON							
6	10:18:13.161	1:04.737	21.314	25.462	17.961	111.846	104.529	1	10:12:27.830			32.558	23.256	73.989	85.925
(29) KERSHAW / WILSON								(666) K ANDREWS Jnr / LITHGOW							
1	10:12:03.420			27.387	19.619	98.688	101.678	1	10:12:35.041			30.542	24.134	86.035	82.747
2	10:13:10.644	1:07.224	22.582	26.000	18.642	106.689	103.561	2	10:13:55.665	1:20.624	26.285	29.770	24.569	77.402	84.625
3	10:14:16.782	1:06.138	22.113	25.574	18.451	111.474	104.204	3	10:15:15.879	1:20.214	26.374	29.950	23.890	85.162	87.153
4	10:15:21.657	1:04.875	21.601	24.920	18.354	112.220	104.692	4	10:16:47.330	1:31.451	27.303	32.996	31.152	84.518	22.565
5	10:16:38.718	1:17.061	23.324	28.296	25.441	104.529	24.235	(50) BROWNE / McKAY							
(8) BELL / JACKMAN								(11) MAYHEW / MAYHEW							
1	10:12:17.168			28.107	19.986	98.398	100.914	1	10:12:30.288			32.598	24.794	73.502	72.627
2	10:13:26.837	1:09.669	24.184	26.507	18.978	103.402	103.242	2	10:13:59.406	1:29.118	28.383	31.363	29.372	77.224	25.761
3	10:14:34.403	1:07.566	22.456	26.136	18.974	100.914	104.856	(99) O'NEIL / GALLAGHER							
4	10:15:40.609	1:06.206	22.309	25.358	18.539	108.413	102.926	1	10:12:32.735			32.517	24.395	75.828	84.946
5	10:16:46.747	1:06.138	22.241	25.190	18.707	109.296	103.882	2	10:13:54.139	1:21.404	27.291	30.617	23.496	78.397	87.722
6	10:17:52.265	1:05.518	22.202	25.400	17.916	110.012	105.020	3	10:15:08.050	1:13.911	25.085	27.872	20.954	94.651	91.677
7	10:18:58.009	1:05.744	21.684	25.858	18.202	110.922	105.349	4	10:16:19.392	1:11.342	24.149	27.040	20.153	95.731	106.183
(88) NICOL / PRYDE								(33) HEGGARTY / NEAVE							
1	10:12:30.582				20.847	91.928	91.677	1	10:12:32.735			32.517	24.395	75.828	84.946
2	10:13:43.738	1:13.156			19.505	98.833	94.518	2	10:13:54.139	1:21.404	27.291	30.617	23.496	78.397	87.722
3	10:14:51.502	1:07.764			18.909	103.402	95.595	3	10:15:08.050	1:13.911	25.085	27.872	20.954	94.651	91.677
4	10:15:58.686	1:07.184			18.691	103.721	100.161	4	10:16:19.392	1:11.342	24.149	27.040	20.153	95.731	106.183
5	10:17:11.734	1:13.048			24.942	104.043	29.576	5	10:17:28.611	1:09.219	23.178	26.866	19.175	97.257	105.848
(38) HOSKISSON / HARDIE								(73) K PRING / W PRING							
1	10:12:22.967			30.719	20.957	96.005	93.465	1	10:12:28.279			32.664	22.162	81.441	93.076
2	10:13:34.704	1:11.737	24.167	27.364	20.206	97.682	92.181	2	10:13:47.499	1:19.220	27.450	30.650	21.120	91.928	95.323
3	10:14:45.912	1:11.208	24.312	26.940	19.956	100.460	94.785	3	10:15:01.192	1:13.693	25.264	28.667	19.762	100.460	96.281
4	10:15:58.769	1:12.857	24.367	27.483	21.007	96.836	89.358	4	10:16:12.315	1:11.123	23.667	27.733	19.723	102.298	93.988
5	10:17:10.307	1:11.538	24.861	27.407	19.270	102.926	96.005	5	10:17:24.102	1:11.787	23.856	28.019	19.912	100.460	91.928
6	10:18:20.485	1:10.178	23.616	26.578	19.984	101.987	91.928	6	10:18:35.844	1:11.742	23.657	28.225	19.860	96.005	93.857
7	10:19:31.111	1:10.626	23.556	27.149	19.921	100.762	91.552								

Clerk of the Course :

Orbits

Sig : Time :

Chief Timekeeper : Ian Sharp (SMART Timing)

www.mylaps.com

Results available at www.mylaps.com and www.smart-timing.co.uk

Licensed to: SMART Timing

Printed: 26/09/2015 12:41:18

KMSC National Motorcycle Racing

Sorted on best lap time

Scottish Championship Superstock 600

Knockhill 1.267 miles

Qualifying 1

26/09/2015 10:45

Practice started at 10:22:49

Pos	No.	Name	Make/Model	CC	Class Code	Laps	Best Tm	Diff	Best Speed	2nd Best
1	8	Lewis ROLLO	Kawasaki	ZXR 600	S6	10	55.734		81.837	56.192
2	30	Liam SHELLCOCK	Triumph	675R	S6	9	57.609	1.875	79.173	58.642
3	75	Charlie BUNYAN	Yamaha	R6 600	S6	10	58.284	2.550	78.256	58.364
4	19	Kristopher DUNCAN	Kawasaki	ZX6R	S6	10	58.418	2.684	78.077	58.850
5	97	Sammi TASKER	Suzuki	GSXR600	S6	10	58.605	2.871	77.828	58.640
6	7	Jodie CHALK	Triumph	675	S6	10	58.959	3.225	77.360	59.724
7	72	Peter DUNCAN	Triumph	675R	S6	10	59.084	3.350	77.197	59.456
8	26	Mike SWANSON	Yamaha	R6 600	S6	9	59.146	3.412	77.116	59.267
9	93	Kyle DUNCAN	Kawasaki	ZX6R 600	S6	9	59.279	3.545	76.943	1:00.171
10	2	Angus MEARNS	Yamaha	R6 600	S6	8	59.617	3.883	76.507	59.670
11	27	Andrew DONALD	Yamaha	R6 600	S6	9	59.797	4.063	76.276	1:00.271
12	50	Barry GARRETT	Suzuki	GSXR	S6	9	1:02.374	6.640	73.125	1:02.558
13	58	Jamie LOCH	Suzuki	GSXR600	S6	9	1:03.162	7.428	72.213	1:03.196
14	35	Kevin GILES	Kawasaki	ZX6	S6	9	1:05.539	9.805	69.594	1:05.648
15	55	David MUNRO	Yamaha	R6 600	S6	8	1:06.170	10.436	68.930	1:07.759
16	63	Chris EASTWOOD	Suzuki	GSXR600	S6	8	1:07.686	11.952	67.386	1:07.954
17	90	Dean CRAWFORD	Yamaha	R6 600	S6	8	1:09.190	13.456	65.921	1:09.268
18	12	George McCOMBIE	Triumph	Daytona 675	S6	8	1:13.247	17.513	62.270	1:14.024
19	84	Lee NAILER	Yamaha	R6 600	S6				-	

Clerk of the Course :

Orbits

Sig : Time :

Chief Timekeeper : Ian Sharp (SMART Timing)

Results available at www.mylaps.com and www.smart-timing.co.uk

Printed: 28/09/2015 18:13:08



KMSC National Motorcycle Racing

Scottish Championship Superstock 600

Knockhill 1.267 miles

Qualifying 1

26/09/2015 10:45

Practice started at 10:22:49

Lap	Time of Day	Lap Tm	S1	S2	S3	S3Spd	SFSpd	Lap	Time of Day	Lap Tm	S1	S2	S3	S3Spd	SFSpd
(35) Kevin GILES															
1	10:29:46.701			27.881	19.207	111.290	110.012								
2	10:30:54.921	1:08.220	22.631	26.738	18.851	113.357	110.012								
3	10:32:02.533	1:07.612	22.654	26.537	18.421	113.549	111.105								
4	10:33:09.377	1:06.844	22.110	26.343	18.391	110.193	110.193								
5	10:34:16.025	1:06.648	22.304	26.006	18.338	112.220	111.105								
6	10:35:21.564	1:05.539	21.668	25.460	18.411	112.786	110.374								
7	10:36:27.648	1:06.084	21.533	26.160	18.391	112.786	110.739								
8	10:37:33.296	1:05.648	21.632	25.273	18.743	114.129	110.739								
9	10:38:41.690	1:08.394	23.035	26.519	18.840	114.129	110.739								
(55) David MUNRO															
1	10:29:52.908			29.627	21.264	98.833	102.142								
2	10:31:05.382	1:12.474	23.563	28.122	20.789	102.926	110.374								
3	10:32:15.787	1:10.405	23.230	27.133	20.042	102.926	111.290								
4	10:33:24.595	1:08.808	22.919	26.155	19.734	108.413	110.374								
5	10:34:33.114	1:08.519	22.805	26.213	19.501	110.374	112.033								
6	10:35:40.873	1:07.759	22.516	25.677	19.566	108.764	112.033								
7	10:36:48.835	1:07.962	22.289	26.147	19.526	108.941	111.290								
8	10:37:55.005	1:06.170	21.748	24.855	19.567	108.588	111.474								
(63) Chris EASTWOOD															
1	10:29:48.524			28.470	19.844	101.678	111.846								
2	10:30:59.817	1:11.293	23.941	28.062	19.290	103.561	110.012								
3	10:32:10.045	1:10.228	24.037	27.325	18.866	106.689	111.846								
4	10:33:19.403	1:09.358	23.589	26.909	18.860	106.015	113.357								
5	10:34:28.123	1:08.720	23.294	26.533	18.893	106.351	112.408								
6	10:35:36.106	1:07.983	23.102	26.333	18.548	109.832	112.786								
7	10:36:44.060	1:07.954	23.005	26.296	18.653	107.030	112.597								
8	10:37:51.746	1:07.686	23.023	26.013	18.650	105.848	111.105								
(90) Dean CRAWFORD															
1	10:29:56.318			29.208	21.879	97.399	99.714								
2	10:31:13.617	1:17.299	26.613	29.073	21.613	98.833	87.380								
3	10:32:29.704	1:16.087	27.167	28.229	20.691	101.218	96.976								
4	10:33:42.463	1:12.759	25.335	27.456	19.968	104.043	100.914								
5	10:34:54.885	1:12.422	25.005	27.348	20.069	107.544	98.398								
6	10:36:05.617	1:10.732	23.919	26.849	19.964	106.859	98.979								
7	10:37:14.885	1:09.268	24.147	26.050	19.071	109.832	104.043								
8	10:38:24.075	1:09.190	23.093	26.657	19.440	105.184	99.419								
(12) George McCOMBIE															
1	10:30:00.789			30.879	21.647	93.335	92.690								
2	10:31:17.186	1:16.397	25.779	28.968	21.650	93.205	100.011								
3	10:32:32.378	1:15.192	25.418	28.937	20.837	95.731	99.863								
4	10:33:49.434	1:17.056	26.500	28.767	21.789	100.611	89.836								
5	10:35:03.821	1:14.387	25.515	27.995	20.877	100.161	99.125								
6	10:36:17.845	1:14.024	24.594	28.382	21.048	96.419	98.833								
7	10:37:31.092	1:13.247	24.517	27.812	20.918	99.863	99.125								
8	10:38:51.479	1:20.387	24.705	29.125	26.557	96.697	28.901								

Clerk of the Course :

Orbits

Sig : Time :

Chief Timekeeper : Ian Sharp (SMART Timing)

Results available at www.mylaps.com and www.smart-timing.co.uk

www.mylaps.com

Licensed to: SMART Timing

KMSC National Motorcycle Racing

Scottish Championship Superstock 600

Knockhill 1.267 miles

Race 1 - 1st Race

26/09/2015 13:00

Race (10 Laps)

POLE POSITION

AMENDED GRID - Bike No.84 added to back of grid

1	1 8 Lewis ROLLO 55.734
2	4 19 Kristopher DUNCAN 58.418
3	7 72 Peter DUNCAN 59.084
4	10 2 Angus MEARNS 59.617
5	13 58 Jamie LOCH 1:03.162
6	16 63 Chris EASTWOOD 1:07.686
7	19 84 Lee NAILER

2	30 Liam SHELLCOCK 57.609
5	97 Sammi TASKER 58.605
8	26 Mike SWANSON 59.146
11	27 Andrew DONALD 59.797
14	35 Kevin GILES 1:05.539
17	90 Dean CRAWFORD 1:09.190

3	75 Charlie BUNYAN 58.284
6	7 Jodie CHALK 58.959
9	93 Kyle DUNCAN 59.279
12	50 Barry GARRETT 1:02.374
15	55 David MUNRO 1:06.170
18	12 George McCOMBIE 1:13.247

Clerk of the Course :

Orbits

Sig : Time :

Chief Timekeeper : Ian Sharp (SMART Timing)

Results available at www.mylaps.com and www.smart-timing.co.uk

www.mylaps.com

Licensed to: SMART Timing

Printed: 26/09/2015 11:54:10

KMSC National Motorcycle Racing

Scottish Championship Superstock 600

Knockhill 1.267 miles

Race 20 - 2nd Race

27/09/2015 13:00

Race (10 Laps)

POLE POSITION

1	1 8 Lewis ROLLO 55.734	2 30 Liam SHELLCOCK 57.609	3 75 Charlie BUNYAN 58.284
2	4 19 Kristopher DUNCAN 58.418	5 97 Sammi TASKER 58.605	6 7 Jodie CHALK 58.959
3	7 72 Peter DUNCAN 59.084	8 26 Mike SWANSON 59.146	9 93 Kyle DUNCAN 59.279
4	10 2 Angus MEARNS 59.617	11 27 Andrew DONALD 59.797	12 50 Barry GARRETT 1:02.374
5	13 58 Jamie LOCH 1:03.162	14 35 Kevin GILES 1:05.539	15 55 David MUNRO 1:06.170
6	16 63 Chris EASTWOOD 1:07.686	17 90 Dean CRAWFORD 1:09.190	18 12 George McCOMBIE 1:13.247
7	19 84 Lee NAILER		

Clerk of the Course :

Orbits

Sig : Time :

Chief Timekeeper : Ian Sharp (SMART Timing)

Results available at www.mylaps.com and www.smart-timing.co.uk

www.mylaps.com

Licensed to: SMART Timing

Printed: 26/09/2015 11:54:36

KMSC National Motorcycle Racing**Sorted on best lap time**

KMSC Cupar Motorcycles Pre-Injection 600

Knockhill 1.267 miles

Qualifying 2

26/09/2015 11:00

Practice (10:00 Time) started at 10:40:09

Pos	No.	Name	Make/Model	CC	Class Code	Laps	Best Tm	Diff	Best Speed	2nd Best
1	84	Kyle HARPER	Yamaha	R6 600	PI6	11	57.259		79.657	57.283
2	11	Patrick FORMAN	Yamaha	R6 600	PI6	11	57.614	0.355	79.166	57.724
3	47	Steven HADDOW	Yamaha	R6 600	PI6	10	57.928	0.669	78.737	58.628
4	86	Russell WILL	Yamaha	R6 600	PI6	11	58.528	1.269	77.930	58.608
5	21	Michael BURKE	Yamaha	R6 600	PI6	8	58.596	1.337	77.840	59.013
6	48	David McCAFFERTY	Yamaha	R6 600	PI6	10	58.818	1.559	77.546	59.059
7	91	Lewis SHAND	Yamaha	R6 600	PI6	10	58.922	1.663	77.409	59.046
8	89	Alex BASS	Yamaha	R6 600	PI6	10	58.962	1.703	77.356	59.270
9	33	Scott LOGAN	Honda	CBR 600	PI6	9	1:00.127	2.868	75.858	1:00.898
10	36	Crichton CAMPBELL	Honda	CBR 600	PI6	8	1:00.911	3.652	74.881	1:01.080
11	6	James WILKEN	Yamaha	R6 600	PI6	8	1:01.080	3.821	74.674	1:01.235
12	92	Andrew CRAIGMILE	Yamaha	R6 600	PI6	6	1:01.170	3.911	74.564	1:01.571
13	73	Fraser CAMERON	Yamaha	YZF 600	PI6	10	1:01.258	3.999	74.457	1:02.152
14	15	Jon DICKIE	Yamaha	R6 600	PI6	9	1:01.537	4.278	74.120	1:02.758
15	81	Stewart MARR	Yamaha	R6 600	PI6	10	1:01.707	4.448	73.915	1:01.735
16	58	Barry STEWART	Yamaha	R6 600	PI6	10	1:02.008	4.749	73.557	1:02.093
17	0	Alex McGUINNESS	Yamaha	R6 600	PI6	9	1:02.216	4.957	73.311	1:02.527
18	199	Ross WATTS	Yamaha	R6 600	PI6	10	1:02.782	5.523	72.650	1:03.446
19	119	Allan HARROW	Yamaha	R6 600	PI6	8	1:02.892	5.633	72.523	1:03.493
20	35	Ross BEATTIE	Yamaha	R6 600	PI6	10	1:03.519	6.260	71.807	1:03.832
21	41	Kieran MURRAY	Kawasaki	ZX6 600	PI6	9	1:03.591	6.332	71.725	1:04.904
22	54	Cameron ROBB	Yamaha	R6 600	PI6	8	1:03.957	6.698	71.315	1:05.124
23	76	Steven BEATTIE	Yamaha	R6 600	PI6	9	1:05.194	7.935	69.962	1:05.521
24	29	Ross CLIMSON	Yamaha	R6 600	PI6	8	1:06.503	9.244	68.585	1:06.647
25	64	Andrew CUTHBERT	Kawasaki	ZXR 600	PI6	6	1:08.265	11.006	66.815	1:08.359
26	45	Gerry SULLIVAN	Kawasaki	ZX6R 600	PI6	5	1:09.619	12.360	65.515	1:12.044

Clerk of the Course :

Orbits

Sig : Time :

Chief Timekeeper : Ian Sharp (SMART Timing)

Results available at www.mylaps.com and www.smart-timing.co.uk

Printed: 28/09/2015 17:51:33



KMSC National Motorcycle Racing

KMSC Cupar Motorcycles Pre-Injection 600

Knockhill 1.267 miles

Race 2 - 1st Race

26/09/2015 13:15

Race (8 Laps) started at 13:09:50

POLE POSITION

1	1 84 Kyle HARPER 57.259	2 11 Patrick FORMAN 57.614	3 47 Steven HADDOW 57.928
2	4 86 Russell WILL 58.528	5 21 Michael BURKE 58.596	6 48 David McCAFFERTY 58.818
3	7 91 Lewis SHAND 58.922	8 89 Alex BASS 58.962	9 33 Scott LOGAN 1:00.127
4	10 36 Crichton CAMPBELL 1:00.911	11 6 James WILKEN 1:01.080	12 92 Andrew CRAIGMILE 1:01.170
5	13 73 Fraser CAMERON 1:01.258	14 15 Jon DICKIE 1:01.537	15 81 Stewart MARR 1:01.707
6	16 58 Barry STEWART 1:02.008	17 0 Alex McGUINNESS 1:02.216	18 199 Ross WATTS 1:02.782
7	19 119 Allan HARROW 1:02.892	20 35 Ross BEATTIE 1:03.519	21 41 Kieran MURRAY 1:03.591
8	22 54 Cameron ROBB 1:03.957	23 76 Steven BEATTIE 1:05.194	24 29 Ross CLIMSON 1:06.503
9	25 64 Andrew CUTHBERT 1:08.265	26 45 Gerry SULLIVAN 1:09.619	27 60 Douglas BROWN

Clerk of the Course :

Orbits

Sig : Time :

Chief Timekeeper : Ian Sharp (SMART Timing)

Results available at www.mylaps.com and www.smart-timing.co.uk

www.mylaps.com

Licensed to: SMART Timing

Printed: 26/09/2015 13:11:33

KMSC National Motorcycle Racing**Sorted on best lap time**

Scottish Championship Lightweights

Knockhill 1.267 miles

Qualifying 3

26/09/2015 11:15

Practice (10:00 Time) started at 10:52:52

Pos	No.	Name	Make/Model	CC	Class Code	Laps	Best Tm	Diff	Best Speed	2nd Best
1	33	Adrian CLARK	Kawasaki	ER6	SL	10	58.274		78.270	58.321
2	68	Scott ROBERTSON	Suzuki	SV650	SL	10	58.372	0.098	78.138	58.418
3	31	Torquil PATERSON	Kawasaki	ER6	SL	10	58.584	0.310	77.856	58.998
4	15	Keith DICKIE	Kawasaki	ER6	SL	10	58.877	0.603	77.468	59.079
5	42	Mark IRONSIDE	Kawasaki	XR600	SL	10	58.940	0.666	77.385	58.986
6	21	Grant REID	Kawasaki	ER6	SL	10	1:00.019	1.745	75.994	1:00.517
7	4	Alan GIBSON	Suzuki	SV650	SL	10	1:00.876	2.602	74.924	1:01.725
8	12	Dan JAMES	Suzuki	SV650	SL	9	1:01.248	2.974	74.469	1:01.466
9	55	Tom ROBINSON	Aprilia	RRV 450	SL	9	1:01.266	2.992	74.447	1:02.506
10	13	Andrew BARTON	Suzuki	SV650	SL	9	1:01.549	3.275	74.105	1:02.604
11	39	Stuart HAMILTON	Kawasaki	FZR400	SL	10	1:01.695	3.421	73.930	1:02.209
12	24	Alex REID	Suzuki	SFC Gladius	SL	8	1:02.237	3.963	73.286	1:02.850
13	5	Gillian McGAW	Kawasaki	400	SL	7	1:02.292	4.018	73.221	1:03.286
14	66	Kevin WATRET	Kawasaki	ER6	SL	10	1:02.925	4.651	72.485	1:03.311
15	27	Brian CHALMERS	Kawasaki	ZX7R	SL	8	1:03.453	5.179	71.881	1:03.590
16	38	Derek WILKIE	Kawasaki	ZXR 400	F4	9	1:04.455	6.181	70.764	1:04.697
17	25	Jim PURVIS	Yamaha	FZR400	SL	9	1:04.494	6.220	70.721	1:04.619
18	73	Rae MALONEY	Kawasaki	ER6	SL	9	1:04.617	6.343	70.587	1:04.677
19	67	Mark McGAW	Kawasaki	400	SL	9	1:04.685	6.411	70.512	1:04.719
20	234	Al CAMERON	Kawasaki	ER6	SL	5	1:04.818	6.544	70.368	1:04.846
21	54	Ryan GIBSON	Kawasaki	ZXR400	SL	9	1:04.925	6.651	70.252	1:04.929
22	79	Ashley ROBSON	Kawasaki	ZXR400	SL	9	1:05.056	6.782	70.110	1:05.235
23	10	Marc McEWAN	Kawasaki	ER650	SL	9	1:05.424	7.150	69.716	1:05.610
24	17	Michael CRITCHELL	Suzuki	SV650	SL	8	1:08.636	10.362	66.453	1:08.750
25	112	Gordon MILLAR	Suzuki	SV650	SL	9	1:09.601	11.327	65.532	1:09.713
26	16	Gerry KEIRNAN	Suzuki	SV650	SL	8	1:10.988	12.714	64.252	1:11.322
27	11	Lianne MAYHEW	Kawasaki	ZX6R 400	SL	8	1:11.313	13.039	63.959	1:12.159
28	74	Christine WATSON	Honda	CBR400RR	SL	8	1:12.848	14.574	62.611	1:13.835
29	37	Liam CAMPBELL	Honda	CBR400	SL	8	1:12.850	14.576	62.609	1:13.249

Clerk of the Course :

Orbits

Sig : Time :

Chief Timekeeper : Ian Sharp (SMART Timing)

Results available at www.mylaps.com and www.smart-timing.co.uk

Printed: 28/09/2015 17:57:14



KMSC National Motorcycle Racing

Scottish Championship Lightweights

Knockhill 1.267 miles

Qualifying 3

26/09/2015 11:15

Practice (10:00 Time) started at 10:52:52

Lap	Time of Day	Lap Tm	S1	S2	S3	S3Spd	SFSpd	Lap	Time of Day	Lap Tm	S1	S2	S3	S3Spd	SFSpd
(74) Christine WATSON															
1	10:54:33.854			32.463	23.258	86.035	90.442								
2	10:55:52.792	1:18.938	26.665	30.018	22.255	92.054	91.179								
3	10:57:11.234	1:18.442	26.753	29.258	22.431	95.868	90.564								
4	10:58:26.905	1:15.671	25.594	29.002	21.075	92.947	91.802								
5	10:59:41.588	1:14.683	25.039	28.391	21.253	94.785	91.677								
6	11:00:56.128	1:14.540	25.134	28.215	21.191	95.868	89.836								
7	11:02:09.963	1:13.835	25.125	28.193	20.517	94.120	91.055								
8	11:03:22.811	1:12.848	24.077	28.080	20.691	94.518	89.836								
(37) Liam CAMPBELL															
1	10:54:28.194			31.973	21.676	95.459	90.320								
2	10:55:45.434	1:17.240	25.668	30.474	21.098	96.558	89.477								
3	10:57:01.791	1:16.357	25.802	29.877	20.678	95.731	90.686								
4	10:58:14.641	1:12.850	24.344	28.520	19.986	96.836	91.427								
5	10:59:27.907	1:13.266	24.138	28.797	20.331	97.117	91.677								
6	11:00:41.156	1:13.249	23.995	28.432	20.822	97.257	89.957								
7	11:01:55.450	1:14.294	23.957	28.920	21.417	84.412	89.239								
8	11:03:09.312	1:13.862	24.109	29.331	20.422	95.188	90.198								

Clerk of the Course :

Orbits

Sig : Time :

Chief Timekeeper : Ian Sharp (SMART Timing)

Results available at www.mylaps.com and www.smart-timing.co.uk

www.mylaps.com

Licensed to: SMART Timing

Printed: 26/09/2015 11:09:01

Page 3/3

KMSC National Motorcycle Racing

Scottish Championship Lightweights

Knockhill 1.267 miles

Race 3 - 1st Race

26/09/2015 13:30

Race (10 Laps)

POLE POSITION

1

1

33 Adrian CLARK
58.274

2

68 Scott ROBERTSON
58.372

3

31 Torquil PATERSON
58.584

2

4

15 Keith DICKIE
58.877

5

42 Mark IRONSIDE
58.940

6

21 Grant REID
1:00.019

3

7

4 Alan GIBSON
1:00.876

8

12 Dan JAMES
1:01.248

9

55 Tom ROBINSON
1:01.266

4

10

13 Andrew BARTON
1:01.549

11

39 Stuart HAMILTON
1:01.695

12

24 Alex REID
1:02.237

5

13

5 Gillian McGAW
1:02.292

14

66 Kevin WATRET
1:02.925

15

27 Brian CHALMERS
1:03.453

6

16

38 Derek WILKIE
1:04.455

17

25 Jim PURVIS
1:04.494

18

73 Rae MALONEY
1:04.617

7

19

67 Mark McGAW
1:04.685

20

234 Al CAMERON
1:04.818

21

54 Ryan GIBSON
1:04.925

8

22

79 Ashley ROBSON
1:05.056

23

10 Marc McEWAN
1:05.424

24

17 Michael CRITCHELL
1:08.636

9

25

112 Gordon MILLAR
1:09.601

26

16 Gerry KEIRNAN
1:10.988

27

11 Lianne MAYHEW
1:11.313

10

28

74 Christine WATSON
1:12.848

29

37 Liam CAMPBELL
1:12.850

Clerk of the Course :

Orbits

Sig : Time :

Chief Timekeeper : Ian Sharp (SMART Timing)

www.mylaps.com

Results available at www.mylaps.com and www.smart-timing.co.uk

Licensed to: SMART Timing

Printed: 26/09/2015 11:29:11

KMSC National Motorcycle Racing

Scottish Championship Lightweights

Knockhill 1.267 miles

Race 22 - 2nd Race

27/09/2015 13:30

Race (10 Laps)

POLE POSITION

1	1 33 Adrian CLARK 58.274	2 68 Scott ROBERTSON 58.372	3 31 Torquil PATERSON 58.584
2	4 15 Keith DICKIE 58.877	5 42 Mark IRONSIDE 58.940	6 21 Grant REID 1:00.019
3	7 4 Alan GIBSON 1:00.876	8 12 Dan JAMES 1:01.248	9 55 Tom ROBINSON 1:01.266
4	10 13 Andrew BARTON 1:01.549	11 39 Stuart HAMILTON 1:01.695	12 24 Alex REID 1:02.237
5	13 5 Gillian McGAW 1:02.292	14 66 Kevin WATRET 1:02.925	15 27 Brian CHALMERS 1:03.453
6	16 38 Derek WILKIE 1:04.455	17 25 Jim PURVIS 1:04.494	18 73 Rae MALONEY 1:04.617
7	19 67 Mark McGAW 1:04.685	20 234 Al CAMERON 1:04.818	21 54 Ryan GIBSON 1:04.925
8	22 79 Ashley ROBSON 1:05.056	23 10 Marc McEWAN 1:05.424	24 17 Michael CRITCHELL 1:08.636
9	25 112 Gordon MILLAR 1:09.601	26 16 Gerry KEIRNAN 1:10.988	27 11 Lianne MAYHEW 1:11.313
10	28 74 Christine WATSON 1:12.848	29 37 Liam CAMPBELL 1:12.850	

Clerk of the Course :

Orbits

Sig : Time :

Chief Timekeeper : Ian Sharp (SMART Timing)

www.mylaps.com

Results available at www.mylaps.com and www.smart-timing.co.uk

Licensed to: SMART Timing

Printed: 26/09/2015 11:29:33

KMSC National Motorcycle Racing**Sorted on best lap time**

Scottish Championship Superbikes & KMSC Clubmans

Knockhill 1.267 miles

Qualifying 4

26/09/2015 11:30

Practice (10:00 Time) started at 11:05:27

Pos	No.	Name	Make/Model	CC	Class Code	Laps	Best Tm	Diff	Best Speed	2nd Best
1	179	Andrew TASKER	Kawasaki	ZX10R	SB	11	52.614		86.690	53.178
2	155	Scott SHAND	Yamaha	YZF R1	SB	8	52.804	0.190	86.378	53.199
3	55	Donald MacFADYEN	BMW	S1000RR	SB	11	52.829	0.215	86.337	52.888
4	24	Keith AMOR	BMW	S1000RR	SB	10	53.058	0.444	85.964	53.373
5	72	Sean GILFILLAN	Kawasaki	ZX10R	SB	9	53.473	0.859	85.297	53.771
6	79	Bruce BIRNIE	BMW	S1000RR	SB	10	54.381	1.767	83.873	55.243
7	11	Richard HUGHES	BMW	S1000RR	C	7	54.859	2.245	83.142	55.648
8	50	Tim HASTINGS	Kawasaki	ZX6R 600	SB	6	55.143	2.529	82.714	56.450
9	63	Kenny PATERSON	BMW	S1000RR	C	11	55.158	2.544	82.691	55.185
10	84	Darren ROSS	Kawasaki	ZX10R	SB	11	55.381	2.767	82.358	55.762
11	119	Kristopher DUNCAN	Kawasaki	ZX6R 600	C	11	55.483	2.869	82.207	55.509
12	47	Alan BRYCE	BMW	1000RR	SB	8	55.690	3.076	81.901	55.903
13	45	Gary HOPKINS	Yamaha	R1	C	11	55.876	3.262	81.629	55.971
14	69	Rodney SCOTT	BMW	S1000RR	C	11	56.192	3.578	81.170	57.138
15	105	James VEVERS	Suzuki	GSXR1000	C	9	56.640	4.026	80.528	56.800
16	67	Des BURNS	Kawasaki	ZX10R	C	8	56.856	4.242	80.222	57.037
17	76	Paul GAFFNEY	Yamaha	R6 600	C	8	56.982	4.368	80.044	57.922
18	111	Jimmy SHANKS	KTM	RC8	C	11	57.218	4.604	79.714	57.546
19	33	Graeme BODEL	BMW	S1000RR	C	6	57.575	4.961	79.220	57.609
20	37	Steven PATERSON	Yamaha	R1	C	10	57.814	5.200	78.893	58.182
21	12	Neil BROWN	Honda	CBR1000	C	9	57.906	5.292	78.767	57.952
22	44	David PRENTICE	Ducati	Panigale	C	8	58.186	5.572	78.388	58.254
23	27	Peter DUNCAN	Ducati	1199s	C	10	58.773	6.159	77.605	58.863
24	22	Steven WATSON	Suzuki	GSXR750	C	7	58.941	6.327	77.384	59.551
25	120	Roy WAUGH	BMW	S1000RR	C	8	59.280	6.666	76.941	59.533
26	141	Paul BOWEN	Suzuki	GSXR6000R	C	8	59.595	6.981	76.535	59.701
27	4	James CRAWFORD	Yamaha	R1	C	8	1:01.041	8.427	74.722	1:01.349
28	86	Colin CAMERON	Aprilia	RSV1000	C	10	1:02.581	9.967	72.883	1:02.828
29	171	Robert DOYLE	Suzuki	GSXR 1000	C	7	1:02.745	10.131	72.693	1:03.293

Clerk of the Course :

Orbits

Sig : Time :

Chief Timekeeper : Ian Sharp (SMART Timing)

Results available at www.mylaps.com and www.smart-timing.co.uk

Printed: 28/09/2015 18:09:29



KMSC National Motorcycle Racing

Scottish Championship Superbikes & KMSC Clubmans

Knockhill 1.267 miles

Qualifying 4

26/09/2015 11:30

Practice (10:00 Time) started at 11:05:27

Lap	Time of Day	Lap Tm	S1	S2	S3	S3Spd	SFSpd	Lap	Time of Day	Lap Tm	S1	S2	S3	S3Spd	SFSpd
6	11:14:34.953	1:01.902	20.643	23.936	17.323	113.166	112.408								
7	11:15:37.036	1:02.083	20.551	24.377	17.155	112.786	113.935								
8	11:16:38.077	1:01.041	20.247	23.532	17.262	113.742	112.786								

(86) Colin CAMERON

1	11:06:55.752			27.394	18.721	110.922	109.296								
2	11:08:01.979	1:06.227	22.274	25.826	18.127	111.846	110.193								
3	11:09:06.791	1:04.812	21.681	25.188	17.943	113.742	108.764								
4	11:10:10.963	1:04.172	21.142	25.012	18.018	114.518	108.238								
5	11:11:14.868	1:03.905	21.310	24.727	17.868	115.107	108.238								
6	11:12:18.423	1:03.555	21.435	24.416	17.704	115.504	111.290								
7	11:13:22.336	1:03.913	21.426	24.811	17.676	113.935	110.012								
8	11:14:24.917	1:02.581	20.911	24.162	17.508	116.709	110.193								
9	11:15:27.745	1:02.828	20.854	24.355	17.619	114.518	108.941								
10	11:16:36.039	1:08.294	20.894	24.198	23.202	115.903	28.988								

(171) Robert DOYLE

1	11:06:52.976			27.211	18.656	111.105	118.985								
2	11:07:58.394	1:05.418	21.773	25.546	18.099	114.910	119.196								
3	11:09:02.473	1:04.079	21.500	24.895	17.684	117.733	118.565								
4	11:10:05.218	1:02.745	20.793	24.635	17.317	117.940	119.835								
5	11:11:08.511	1:03.293	21.068	24.420	17.805	118.565	112.220								
6	11:12:13.489	1:04.978	22.076	24.891	18.011	112.786	114.129								
7	11:13:19.804	1:06.315	20.805	24.476	21.034	116.103	47.934								

Clerk of the Course :

Orbits

Sig : Time :

Chief Timekeeper : Ian Sharp (SMART Timing)

Results available at www.mylaps.com and www.smart-timing.co.uk

www.mylaps.com

Licensed to: SMART Timing

Printed: 26/09/2015 11:25:02

Page 3/3

KMSC National Motorcycle Racing

Scottish Championship Superbikes & KMSC Clubmans

Knockhill 1.267 miles

Race 4 - 1st Race

26/09/2015 13:45

Race (10 Laps)

POLE POSITION

1	1 179 Andrew TASKER 52.614	2 155 Scott SHAND 52.804	3 55 Donald MacFADYEN 52.829
2	4 24 Keith AMOR 53.058	5 72 Sean GILFILLAN 53.473	6 79 Bruce BIRNIE 54.381
3	7 11 Richard HUGHES 54.859	8 50 Tim HASTINGS 55.143	9 63 Kenny PATERSON 55.158
4	10 84 Darren ROSS 55.381	11 119 Kristopher DUNCAN 55.483	12 47 Alan BRYCE 55.690
5	13 45 Gary HOPKINS 55.876	14 69 Rodney SCOTT 56.192	15 105 James VEVERS 56.640
6	16 67 Des BURNS 56.856	17 76 Paul GAFFNEY 56.982	18 111 Jimmy SHANKS 57.218
7	19 33 Graeme BODEL 57.575	20 37 Steven PATERSON 57.814	21 12 Neil BROWN 57.906
8	22 44 David PRENTICE 58.186	23 27 Peter DUNCAN 58.773	24 22 Steven WATSON 58.941
9	25 120 Roy WAUGH 59.280	26 141 Paul BOWEN 59.595	27 4 James CRAWFORD 1:01.041
10	28 86 Colin CAMERON 1:02.581	29 171 Robert DOYLE 1:02.745	

Clerk of the Course :

Orbits

Sig : Time :

Chief Timekeeper : Ian Sharp (SMART Timing)

Results available at www.mylaps.com and www.smart-timing.co.uk

www.mylaps.com

Licensed to: SMART Timing

Printed: 26/09/2015 11:25:27

KMSC National Motorcycle Racing

Scottish Championship Superbikes & KMSC Clubmans

Knockhill 1.267 miles

Race 23 - 2nd Race

27/09/2015 13:45

Race (10 Laps)

POLE POSITION

1	1 179 Andrew TASKER 52.614	2 155 Scott SHAND 52.804	3 55 Donald MacFADYEN 52.829
2	4 24 Keith AMOR 53.058	5 72 Sean GILFILLAN 53.473	6 79 Bruce BIRNIE 54.381
3	7 11 Richard HUGHES 54.859	8 50 Tim HASTINGS 55.143	9 63 Kenny PATERSON 55.158
4	10 84 Darren ROSS 55.381	11 119 Kristopher DUNCAN 55.483	12 47 Alan BRYCE 55.690
5	13 45 Gary HOPKINS 55.876	14 69 Rodney SCOTT 56.192	15 105 James VEVERS 56.640
6	16 67 Des BURNS 56.856	17 76 Paul GAFFNEY 56.982	18 111 Jimmy SHANKS 57.218
7	19 33 Graeme BODEL 57.575	20 37 Steven PATERSON 57.814	21 12 Neil BROWN 57.906
8	22 44 David PRENTICE 58.186	23 27 Peter DUNCAN 58.773	24 22 Steven WATSON 58.941
9	25 120 Roy WAUGH 59.280	26 141 Paul BOWEN 59.595	27 4 James CRAWFORD 1:01.041
10	28 86 Colin CAMERON 1:02.581	29 171 Robert DOYLE 1:02.745	

Clerk of the Course :

Orbits

Sig : Time :

Chief Timekeeper : Ian Sharp (SMART Timing)

Results available at www.mylaps.com and www.smart-timing.co.uk

www.mylaps.com

Licensed to: SMART Timing

Printed: 26/09/2015 11:25:50

KMSC National Motorcycle Racing**Sorted on best lap time**

KMSC 125's

Knockhill 1.267 miles

Qualifying 5

26/09/2015 11:45

Practice (10:00 Time) started at 11:18:45

Pos	No.	Name	Make/Model	CC	Class Code	Laps	Best Tm	Diff	Best Speed	2nd Best
1	34	Jordan GILL	KTM	RC390	F125	9	1:04.281		70.956	1:05.721
2	11	Lewis PATERSON	Aprilia	RS125	F125	9	1:04.933	0.652	70.243	1:05.134
3	9	Rishon HICKEY	Aprilia	RS125	F125	9	1:07.168	2.887	67.906	1:07.511
4	27	James McLAREN	Aprilia	RS125	F125	9	1:07.190	2.909	67.883	1:07.718
5	88	Lewis NICOL	Aprilia	RS125	F125	8	1:08.110	3.829	66.967	1:09.698
6	21	Marc GIBSON	Aprilia	RS125	F125	7	1:08.312	4.031	66.769	1:08.699
7	19	James ALDERSON	Honda	125	F125	2	1:09.246	4.965	65.868	
8	7	Josh HODGE	Metrakit	GP70	F125	8	1:14.137	9.856	61.522	1:14.256
9	47	Joel BAVIDGE	Aprilia	RS125	F125	8	1:15.569	11.288	60.357	1:15.879
10	15	Finlay MILNE	Aprilia	RS125	F125	7	1:24.446	20.165	54.012	1:24.982

Clerk of the Course :

Orbits

Sig : Time :

Chief Timekeeper : Ian Sharp (SMART Timing)

Results available at www.mylaps.com and www.smart-timing.co.uk

Printed: 28/09/2015 17:48:42



KMSC National Motorcycle Racing

KMSC 125's

Knockhill 1.267 miles

Qualifying 5

26/09/2015 11:45

Practice (10:00 Time) started at 11:18:45

Lap	Time of Day	Lap Tm	S1	S2	S3	S3Spd	SFSpd	Lap	Time of Day	Lap Tm	S1	S2	S3	S3Spd	SFSpd
(34) Jordan GILL								(47) Joel BAVIDGE							
1	11:20:13.554			28.680	20.635	87.722	83.780	6	11:26:20.262	1:14.256	24.437	28.667	21.152	75.742	72.706
2	11:21:23.685	1:10.131	23.388	26.753	19.990	89.358	84.306	7	11:27:34.399	1:14.137	24.149	28.785	21.203	75.572	73.182
3	11:22:33.353	1:09.668	22.963	26.999	19.706	89.239	85.270	8	11:28:49.345	1:14.946	25.466	28.144	21.336	76.000	71.467
4	11:23:41.174	1:07.821	22.451	25.595	19.775	89.716	85.379	(11) Lewis PATERSON							
5	11:24:48.157	1:06.983	22.424	25.251	19.308	92.818	86.479	1	11:20:15.404			29.124	20.784	83.467	81.441
6	11:25:54.976	1:06.819	22.229	25.274	19.316	91.427	86.814	2	11:21:24.514	1:09.110	22.253	26.641	20.216	87.722	82.442
7	11:27:01.003	1:06.027	21.664	24.863	19.500	91.802	86.035	3	11:22:34.515	1:10.001	22.886	26.675	20.440	87.608	81.839
8	11:28:06.724	1:05.721	21.861	24.673	19.187	91.055	86.814	4	11:23:41.574	1:07.059	21.759	25.437	19.863	88.416	81.938
9	11:29:11.005	1:04.281	21.273	24.213	18.795	91.427	87.494	5	11:24:47.702	1:06.128	21.814	25.137	19.177	87.722	81.739
(9) Rishon HICKEY								(15) Finlay MILNE							
1	11:20:05.815			27.191	20.897	84.306	74.070	1	11:20:21.275			34.847	25.275	73.989	70.640
2	11:21:16.596	1:10.781	23.588	27.349	19.844	81.441	78.672	2	11:21:47.430	1:26.155	29.081	32.541	24.533	75.402	70.938
3	11:22:25.292	1:08.696			19.703	83.054	78.950	3	11:23:12.643	1:25.213	29.094	31.884	24.235	75.657	70.050
4	11:23:33.502	1:08.210		26.438	19.196	86.035	79.606	4	11:24:38.405	1:25.762	28.407	32.212	25.143	75.148	67.717
5	11:24:42.469	1:08.967	22.357	26.691	19.919	85.379	76.782	5	11:26:07.367	1:28.962	28.872	33.321	26.769	73.262	66.641
6	11:25:51.778	1:09.309	23.462	26.103	19.744	85.925	78.580	6	11:27:32.349	1:24.982	28.663	32.014	24.305	74.647	70.270
7	11:26:59.289	1:07.511	22.119	25.869	19.523	88.068	78.123	7	11:28:56.795	1:24.446	29.470	31.457	23.519	74.981	70.491
8	11:28:06.900	1:07.611			19.274	86.927	79.700	(27) James McLAREN							
9	11:29:14.068	1:07.168			20.129	87.608	77.581	1	11:20:18.455				21.208	83.780	78.397
(88) Lewis NICOL								(21) Marc GIBSON							
1	11:19:57.530			26.788	20.585	83.571	78.950	1	11:20:16.126			30.014	21.315	75.064	78.580
2	11:21:07.228	1:09.698	23.326	26.150	20.222	84.412	78.857	2	11:21:25.661	1:09.535	22.368	26.528	20.639	86.702	79.700
3	11:22:19.283	1:12.055	23.466	27.539	21.050	82.747	78.214	3	11:22:35.206	1:09.545	22.106	26.803	20.636	86.146	80.658
4	11:23:29.588	1:10.305	23.464	26.240	20.601	84.412	79.606	4	11:23:43.905	1:08.699	21.960	25.610	21.129	82.849	76.519
5	11:24:42.116	1:12.528	24.637	27.003	20.888	84.732	78.032	5	11:24:53.460	1:09.555	22.468	26.149	20.938	83.363	77.313
6	11:25:52.259	1:10.143	23.594	26.329	20.220	83.989	79.890	6	11:26:01.772	1:08.312	21.952	25.747	20.613	81.244	76.432
7	11:27:00.369	1:08.110	22.642	25.494	19.974	86.368	79.606	7	11:27:11.599	1:09.827	22.326	26.122	21.379	81.739	76.345
8	11:28:20.322	1:19.953	24.176	28.247	27.530	81.048	23.505	(19) James ALDERSON							
(7) Josh HODGE								(19) James ALDERSON							
1	11:20:07.295			30.114	21.594	76.086	73.342	1	11:20:51.104			28.283	20.649	93.076	88.884
2	11:21:21.913	1:14.618	24.371	29.000	21.247	76.259	73.262	2	11:22:00.350	1:09.246	23.749	25.985	19.512	98.254	92.308
3	11:22:36.657	1:14.744	24.487	28.974	21.283	78.123	73.422	(7) Josh HODGE							
4	11:23:51.091	1:14.434	24.348	28.871	21.215	76.432	73.182	1	11:20:07.295			30.114	21.594	76.086	73.342
5	11:25:06.006	1:14.915	24.711	28.998	21.206	76.000	72.864	2	11:21:21.913	1:14.618	24.371	29.000	21.247	76.259	73.262

Clerk of the Course :

Orbits

Sig : Time :

Chief Timekeeper : Ian Sharp (SMART Timing)

www.mylaps.com

Results available at www.mylaps.com and www.smart-timing.co.uk

Licensed to: SMART Timing

Printed: 26/09/2015 11:32:58

KMSC National Motorcycle Racing

KMSC 125's

Knockhill 1.267 miles

Race 5 - 1st Race

26/09/2015 14:00

Race (10 Laps)

POLE POSITION

1
1
34 Jordan GILL
1:04.281

2
11 Lewis PATERSON
1:04.933

3
9 Rishon HICKEY
1:07.168

2
4
27 James McLAREN
1:07.190

5
88 Lewis NICOL
1:08.110

6
21 Marc GIBSON
1:08.312

3
7
19 James ALDERSON
1:09.246

8
7 Josh HODGE
1:14.137

9
47 Joel BAVIDGE
1:15.569

4
10
15 Finlay MILNE
1:24.446

Clerk of the Course :

Orbits

Sig : Time :

Chief Timekeeper : Ian Sharp (SMART Timing)

Results available at www.mylaps.com and www.smart-timing.co.uk

www.mylaps.com

Licensed to: SMART Timing

Printed: 26/09/2015 11:31:29

KMSC National Motorcycle Racing**Sorted on best lap time**

Scottish Championship Sidecars

Knockhill 1.267 miles

Qualifying 6

26/09/2015 12:00

Practice (10:00 Time) started at 11:34:03

Pos	No.	Name	Make/Model	CC	Class	Laps	Best Tm	Diff	Best Speed	2nd Best
1	29	KERSHAW / WILSON	LCR Kawasaki		SC	11	53.487		85.275	53.871
2	33	HEGGARTY / NEAVE	F1 LCR Suzuki		SC	11	54.335	0.848	83.944	54.490
3	16	B BIRCHALL / T BIRCHALL	LCR	600	SC	10	54.769	1.282	83.279	55.038
4	8	BELL / JACKMAN	Suzuki	R50	SC	11	56.792	3.305	80.312	56.945
5	15	SHAND / BELSEY	Shand F2 Honda	1000	SC	9	57.282	3.795	79.625	57.746
6	88	NICOL / PRYDE	LCR Suzuki	GSXR1000	SC	6	57.349	3.862	79.532	57.958
7	99	O'NEILL / GALLAGHAR	Suzuki	1000	SC	10	58.052	4.565	78.569	58.864
8	23	DUCAT / HUTCHISON	Couperman LCR	750	SC	9	1:00.030	6.543	75.980	1:00.060
9	5	ANDREWS Snr / NIX	RCN GSXR	1000	SC	9	1:01.753	8.266	73.860	1:03.445
10	2	GAFFNEY / GAFFNEY	LCR Suzuki	1000	SC	7	1:01.904	8.417	73.680	1:02.713
11	38	HOSIKISSON / HARDIE	F2 Ireson Yamaha		SC	10	1:02.174	8.687	73.360	1:02.235
12	73	K PRING / W PRING	Honda FZ	600	SC	3	1:06.287	12.800	68.808	1:08.553
13	666	K ANDREWS Jnr / LITHGOW	Winstanley	R6	SC	9	1:07.168	13.681	67.906	1:07.398
14	11	MAYHEW / MAYHEW	Ireson Honda	1000	SC	4	1:10.827	17.340	64.398	1:11.336
15	50	BROWNE / McKAY	Ireson Thundercat	600	SC	8	1:16.522	23.035	59.605	1:17.357

Clerk of the Course :

Orbits

Sig : Time :

Chief Timekeeper : Ian Sharp (SMART Timing)

Results available at www.mylaps.com and www.smart-timing.co.uk

Printed: 28/09/2015 18:04:32



KMSC National Motorcycle Racing

Scottish Championship Sidecars

Knockhill 1.267 miles

Qualifying 6

26/09/2015 12:00

Practice (10:00 Time) started at 11:34:03

Lap	Time of Day	Lap Tm	S1	S2	S3	S3Spd	SFSpd	Lap	Time of Day	Lap Tm	S1	S2	S3	S3Spd	SFSpd
(50) BROWNE / McKAY															
1	11:35:46.731			33.011	23.904	85.162	69.614								
2	11:37:06.383	1:19.652	26.676	30.351	22.625	88.416	82.341								
3	11:38:25.798	1:19.415	25.709	30.599	23.107	86.479	82.951								
4	11:39:43.155	1:17.357	25.186	30.511	21.660	87.040	84.946								
5	11:41:01.123	1:17.968	26.604	29.217	22.147	90.809	76.782								
6	11:42:19.156	1:18.033	26.310	29.789	21.934	88.416	83.467								
7	11:43:40.136	1:20.980	25.759	31.575	23.646	82.240	82.341								
8	11:44:56.658	1:16.522	25.670	29.374	21.478	90.809	85.379								

Clerk of the Course :

Orbits

Sig : Time :

Chief Timekeeper : Ian Sharp (SMART Timing)

Results available at www.mylaps.com and www.smart-timing.co.uk

www.mylaps.com

Licensed to: SMART Timing

Printed: 26/09/2015 12:42:05

Page 2/2

KMSC National Motorcycle Racing

Scottish Championship Sidecars

Knockhill 1.267 miles

Race 6 - 1st Race

26/09/2015 14:15

Race (10 Laps)

POLE POSITION

1

1

29 KERSHAW / WILSON
53.487

2

33 HEGGARTY / NEAVE
54.335

3

16 B BIRCHALL / T BIRCHALL
54.769

2

4

8 BELL / JACKMAN
56.792

5

15 SHAND / BELSEY
57.282

6

88 NICOL / PRYDE
57.349

3

7

99 O'NEIL / GALLAGHAR
58.052

8

23 DUCAT / HUTCHISON
1:00.030

9

5 ANDREWS Snr / NIX
1:01.753

4

10

2 GAFFNEY / GAFFNEY
1:01.904

11

38 HOSKISSON / HARDIE
1:02.174

12

73 K PRING / W PRING
1:06.287

5

13

666 K. LITHGOW
1:07.168

14

11 MAYHEW / MAYHEW
1:10.827

15

50 BROWNE / McKAY
1:16.522

Clerk of the Course :

Orbits

Sig : Time :

Chief Timekeeper : Ian Sharp (SMART Timing)

Results available at www.mylaps.com and www.smart-timing.co.uk

www.mylaps.com

Licensed to: SMART Timing

Printed: 26/09/2015 12:42:42

KMSC National Motorcycle Racing

Scottish Championship Sidecars

Knockhill 1.267 miles

Race 25 - 2nd Race

27/09/2015 14:15

Race (10 Laps)

POLE POSITION

1	1 29 KERSHAW / WILSON 53.487	2 33 HEGGARTY / NEAVE 54.335	3 16 B BIRCHALL / T BIRCHALL 54.769
2	4 8 BELL / JACKMAN 56.792	5 15 SHAND / BELSEY 57.282	6 88 NICOL / PRYDE 57.349
3	7 99 O'NEIL / GALLAGHAR 58.052	8 23 DUCAT / HUTCHISON 1:00.030	9 5 ANDREWS Snr / NIX 1:01.753
4	10 2 GAFFNEY / GAFFNEY 1:01.904	11 38 HOSKISSON / HARDIE 1:02.174	12 73 K PRING / W PRING 1:06.287
5	13 666 K. LITHGOW 1:07.168	14 11 MAYHEW / MAYHEW 1:10.827	15 50 BROWNE / McKAY 1:16.522

Clerk of the Course :

Orbits

Sig : Time :

Chief Timekeeper : Ian Sharp (SMART Timing)

Results available at www.mylaps.com and www.smart-timing.co.uk

www.mylaps.com

Licensed to: SMART Timing

Printed: 26/09/2015 12:43:08

KMSC National Motorcycle Racing

Sorted on Laps

Scottish Championship Superstock 600

Knockhill 1.267 miles

Race 1 - 1st Race

26/09/2015 13:00

Race (10 Laps) started at 12:47:24

Pos	No.	Name	Make/Model	CC	Class Code	Laps	Total Tm	Diff	Best Tm	In Lap	Best Speed
1	30	Liam SHELLCOCK	Triumph	675R	S6	11	9:58.009		52.186	10	87.401
2	8	Lewis ROLLO	Kawasaki	ZXR 600	S6	11	9:59.562	1.553	52.429	6	86.996
3	19	Kristopher DUNCAN	Kawasaki	ZX6R	S6	11	10:28.357	30.348	54.294	4	84.007
4	2	Angus MEARNES	Yamaha	R6 600	S6	11	10:29.578	31.569	54.118	4	84.280
5	97	Sammi TASKER	Suzuki	GSXR600	S6	11	10:30.902	32.893	54.399	4	83.845
6	75	Charlie BUNYAN	Yamaha	R6 600	S6	11	10:32.028	34.019	54.483	8	83.716
7	93	Kyle DUNCAN	Kawasaki	ZX6R 600	S6	11	10:42.720	44.711	55.607	10	82.024
8	72	Peter DUNCAN	Triumph	675R	S6	11	10:43.455	45.446	55.627	9	81.994
9	7	Jodie CHALK	Triumph	675	S6	10	9:11.787	1 Lap	54.374	10	83.884
10	26	Mike SWANSON	Yamaha	R6 600	S6	10	9:38.009	1 Lap	55.387	10	82.350
11	84	Lee NAILER	Yamaha	R6 600	S6	10	9:39.061	1 Lap	56.502	5	80.724
12	27	Andrew DONALD	Yamaha	R6 600	S6	10	9:40.437	1 Lap	56.219	9	81.131
13	50	Barry GARRETT	Suzuki	GSXR	S6	10	9:48.219	1 Lap	57.828	10	78.873
14	63	Chris EASTWOOD	Suzuki	GSXR600	S6	10	9:48.416	1 Lap	57.624	6	79.153
15	35	Kevin GILES	Kawasaki	ZX6	S6	9	8:57.689	2 Laps	58.091	9	78.516
16	55	David MUNRO	Yamaha	R6 600	S6	9	9:02.788	2 Laps	58.734	5	77.657
17	58	Jamie LOCH	Suzuki	GSXR600	S6	9	9:07.227	2 Laps	59.337	7	76.868
18	90	Dean CRAWFORD	Yamaha	R6 600	S6	9	9:20.358	2 Laps	1:00.319	7	75.616
19	12	George McCOMBIE	Triumph	Daytona 675	S6	9	10:25.855	2 Laps	1:07.161	8	67.913

Not classified

DNS	99	Callum GRIGOR	Kawasaki	ZX6R 600	S6			DNS		0	-
-----	----	---------------	----------	----------	----	--	--	-----	--	---	---

Announcements

Bike No.26 - Racetime includes 10 second Jump Start penalty.

Margin of Victory	Avg. Speed	Best Lap Tm	Best Speed	Best Lap by
1.553	83.898	52.186	87.401	30 - Liam SHELLCOCK

Clerk of the Course :

Orbits

Sig : Time :

Chief Timekeeper : Ian Sharp (SMART Timing)

Results available at www.mylaps.com and www.smart-timing.co.uk

Printed: 28/09/2015 18:13:30




Scottish Championship Superstock 600

Knockhill 1.267 miles

Race 1 - 1st Race

26/09/2015 13:00

Race (10 Laps) started at 12:47:24



Competitors	Laps										
	1	2	3	4	5	6	7	8	9	10	
Lewis ROLLO (8)	1	8	8	8	8	8	8	30	8	8	8
Liam SHELLCOCK (30)	2	30	30	30	30	30	30	8	30	30	30
Jodie CHALK (7)	3	7	7	7	7	7	7	7	7	7	7
Kristopher DUNCAN (19)	4	19	19	97	97	2	2	2	2	2	2
Sammi TASKER (97)	5	97	97	2	2	97	97	97	97	97	97
Charlie BUNYAN (75)	6	75	2	19	19	19	19	19	19	19	19
Angus MEARNES (2)	7	2	75	75	75	75	75	75	75	75	75
Kyle DUNCAN (93)	8	93	72	72	72	72	26	26	72	72	72
Peter DUNCAN (72)	9	72	93	93	93	26	26	72	72	26	26
Mike SWANSON (26)	10	26	26	26	26	93	93	93	93	93	93
Barry GARRETT (50)	11	50	50	50	84	84	84	84	84	84	84
Lee NAILER (84)	12	84	27	84	50	50	50	27	27	27	27
Andrew DONALD (27)	13	27	84	27	27	27	27	50	50	63	50
Chris EASTWOOD (63)	14	63	63	63	63	63	63	63	63	50	63
Kevin GILES (35)	15	35	35	35	35	55	35	35	35	35	35
Jamie LOCH (58)	16	58	55	55	55	55	55	55	55	55	55
David MUNRO (55)	17	55	58	58	58	58	58	58	58	58	58
Dean CRAWFORD (90)	18	90	90	90	90	90	90	90	90	90	90
George McCOMBIE (12)	19	12	12	12	12	12	12	12	12	12	12
-	20										

KMSC National Motorcycle Racing

KMSC Superstock 600

Knockhill 1.267 miles

Race 7 - 1st Race

26/09/2015 14:30

Race (12 Laps)

POLE POSITION

1	1 8 Lewis ROLLO	2 30 Liam SHELLCOCK	3 7 Jodie CHALK
2	4 2 Angus MEARNES	5 97 Sammi TASKER	6 19 Kristopher DUNCAN
3	7 75 Charlie BUNYAN	8 72 Peter DUNCAN	9 93 Kyle DUNCAN
4	10 26 Mike SWANSON	11 84 Lee NAILER	12 27 Andrew DONALD
5	13 50 Barry GARRETT	14 63 Chris EASTWOOD	15 35 Kevin GILES
6	16 55 David MUNRO	17 58 Jamie LOCH	18 90 Dean CRAWFORD
7	19 12 George McCOMBIE	20 99 Callum GRIGOR	

Clerk of the Course :

Orbits

Sig : Time :

Chief Timekeeper : Ian Sharp (SMART Timing)

Results available at www.mylaps.com and www.smart-timing.co.uk

www.mylaps.com

Licensed to: SMART Timing

Printed: 26/09/2015 13:23:26

KMSC National Motorcycle Racing

Sorted on Laps

KMSC Cupar Motorcycles Pre-Injection 600

Knockhill 1.267 miles

Race 2 - 1st Race

26/09/2015 13:15

Race (8 Laps) started at 13:09:50

Pos	No.	Name	Make/Model	CC	Class Code	Laps	Total Tm	Diff	Best Tm	In Lap	Best Speed
1	47	Steven HADDOW	Yamaha	R6 600	PI6	8	7:21.700		53.494	6	85.264
2	48	David McCAFFERTY	Yamaha	R6 600	PI6	8	7:22.624	0.924	54.488	3	83.708
3	11	Patrick FORMAN	Yamaha	R6 600	PI6	8	7:23.345	1.645	54.427	6	83.802
4	89	Alex BASS	Yamaha	R6 600	PI6	8	7:25.414	3.714	54.695	5	83.391
5	86	Russell WILL	Yamaha	R6 600	PI6	8	7:33.604	11.904	55.676	2	81.922
6	21	Michael BURKE	Yamaha	R6 600	PI6	8	7:33.955	12.255	55.083	7	82.804
7	91	Lewis SHAND	Yamaha	R6 600	PI6	8	7:34.323	12.623	55.723	5	81.853
8	92	Andrew CRAIGMILE	Yamaha	R6 600	PI6	8	7:44.305	22.605	56.944	6	80.098
9	0	Alex McGUINNESS	Yamaha	R6 600	PI6	8	7:44.466	22.766	56.276	5	81.049
10	36	Crichton CAMPBELL	Honda	CBR 600	PI6	8	7:45.293	23.593	57.042	8	79.960
11	60	Douglas BROWN	Yamaha	R6 600	PI6	8	7:53.388	31.688	57.427	5	79.424
12	15	Jon DICKIE	Yamaha	R6 600	PI6	8	7:54.103	32.403	57.879	8	78.804
13	64	Andrew CUTHBERT	Kawasaki	ZXR 600	PI6	8	7:54.364	32.664	57.929	6	78.736
14	33	Scott LOGAN	Honda	CBR 600	PI6	8	7:56.584	34.884	57.685	8	79.069
15	81	Stewart MARR	Yamaha	R6 600	PI6	8	7:58.176	36.476	58.794	6	77.578
16	6	James WILKEN	Yamaha	R6 600	PI6	8	7:58.393	36.693	58.149	7	78.438
17	58	Barry STEWART	Yamaha	R6 600	PI6	8	8:08.716	47.016	59.153	2	77.107
18	199	Ross WATTS	Yamaha	R6 600	PI6	8	8:20.303	58.603	1:01.113	8	74.634
19	35	Ross BEATTIE	Yamaha	R6 600	PI6	8	8:20.739	59.039	1:00.007	7	76.009
20	76	Steven BEATTIE	Yamaha	R6 600	PI6	8	8:20.959	59.259	1:00.082	8	75.914
21	54	Cameron ROBB	Yamaha	R6 600	PI6	7	7:23.724	1 Lap	1:01.510	6	74.152
22	73	Fraser CAMERON	Yamaha	YZF 600	PI6	7	7:23.770	1 Lap	1:00.957	3	74.825
23	29	Ross CLIMSON	Yamaha	R6 600	PI6	7	7:24.531	1 Lap	1:01.390	6	74.297
24	45	Gerry SULLIVAN	Kawasaki	ZX6R 600	PI6	7	7:38.360	1 Lap	1:03.278	5	72.080
Not classified											
DNF	119	Allan HARROW	Yamaha	R6 600	PI6	4	4:21.393	DNF	1:02.028	2	73.533
DNF	84	Kyle HARPER	Yamaha	R6 600	PI6	3	2:47.661	DNF	54.884	3	83.104
DNS	41	Kieran MURRAY	Kawasaki	ZX6 600	PI6			DNS		0	-

Announcements

Start delayed - Race distance reduced to 8 laps.

New Track Record (53.494) for KMSC Pre Injection 600 by Steven HADDOW.

Margin of Victory	Avg. Speed	Best Lap Tm	Best Speed	Best Lap by
0.924	82.610	53.494	85.264	47 - Steven HADDOW

Clerk of the Course :

Orbits

Sig : Time :

Chief Timekeeper : Ian Sharp (SMART Timing)

Results available at www.mylaps.com and www.smart-timing.co.uk

Printed: 28/09/2015 17:52:15




KMSC Cupar Motorcycles Pre-Injection 600

Knockhill 1.267 miles

Race 2 - 1st Race

26/09/2015 13:15

Race (8 Laps) started at 13:09:50



Competitors	Laps								
	1	2	3	4	5	6	7	8	
Kyle HARPER (84)	1	84	84	84	48	48	47	47	47
Steven HADDOW (47)	2	47	48	48	11	11	48	48	48
Patrick FORMAN (11)	3	11	11	11	47	47	11	11	11
David McCAFFERTY (48)	4	48	47	47	89	89	89	89	89
Alex BASS (89)	5	89	89	89	86	86	86	86	86
Russell WILL (86)	6	86	86	86	91	91	91	91	21
Lewis SHAND (91)	7	91	91	91	21	21	21	21	91
Crichton CAMPBELL (36)	8	36	21	21	36	92	92	92	92
Andrew CRAIGMILE (92)	9	92	36	36	92	36	36	0	0
Michael BURKE (21)	10	21	92	92	0	0	0	36	36
Scott LOGAN (33)	11	33	33	0	15	15	15	60	60
Jon DICKIE (15)	12	15	15	33	33	64	60	15	15
Stewart MARR (81)	13	81	0	15	64	60	64	64	64
Alex McGUINNESS (0)	14	0	81	81	81	33	33	33	33
James WILKEN (6)	15	6	64	64	60	81	81	6	81
Andrew CUTHBERT (64)	16	64	6	6	6	6	6	81	6
Barry STEWART (58)	17	58	58	60	58	58	58	58	58
Fraser CAMERON (73)	18	73	60	58	73	73	199	199	199
Douglas BROWN (60)	19	60	73	73	199	199	35	35	35
Allan HARROW (119)	20	119	199	199	35	35	73	76	76
Ross WATTS (199)	21	199	35	35	76	76	76	54	
Ross BEATTIE (35)	22	35	119	76	29	29	29	73	
Cameron ROBB (54)	23	54	54	119	54	54	54	29	
Ross CLIMSON (29)	24	29	76	54	119	45	45	45	
Steven BEATTIE (76)	25	76	29	29	45				
Gerry SULLIVAN (45)	26	45	45	45					
-	27								

KMSC National Motorcycle Racing

KMSC Cupar Motorcycles Pre-Injection 600

Knockhill 1.267 miles

Race 8 - 2nd Race

26/09/2015 14:45

Race (12 Laps)

POLE POSITION

1
1
47 Steven HADDOW

2
48 David McCAFFERTY

3
11 Patrick FORMAN

2
4
89 Alex BASS

5
86 Russell WILL

6
21 Michael BURKE

3
7
91 Lewis SHAND

8
92 Andrew CRAIGMILE

9
0 Alex McGUINNESS

4
10
36 Crichton CAMPBELL

11
60 Douglas BROWN

12
15 Jon DICKIE

5
13
64 Andrew CUTHBERT

14
33 Scott LOGAN

15
81 Stewart MARR

6
16
6 James WILKEN

17
58 Barry STEWART

18
199 Ross WATTS

7
19
35 Ross BEATTIE

20
76 Steven BEATTIE

21
54 Cameron ROBB

8
22
73 Fraser CAMERON

23
29 Ross CLIMSON

24
45 Gerry SULLIVAN

9
25
119 Allan HARROW

26
84 Kyle HARPER

27
41 Kieran MURRAY

Clerk of the Course :

Orbits

Sig : Time :

Chief Timekeeper : Ian Sharp (SMART Timing)

www.mylaps.com

Results available at www.mylaps.com and www.smart-timing.co.uk

Licensed to: SMART Timing

Printed: 26/09/2015 13:19:57

KMSC National Motorcycle Racing

Sorted on Laps

Scottish Championship Lightweights

Knockhill 1.267 miles

Race 3 - 1st Race

26/09/2015 13:30

Race (10 Laps) started at 13:24:49

Pos	No.	Name	Make/Model	CC	Class Code	Laps	Total Tm	Diff	Best Tm	In Lap	Best Speed
1	33	Adrian CLARK	Kawasaki	ER6	SL	10	9:20.738		55.172	8	82.670
2	31	Torquil PATERSON	Kawasaki	ER6	SL	10	9:22.216	1.478	55.273	9	82.519
3	15	Keith DICKIE	Kawasaki	ER6	SL	10	9:23.192	2.454	55.501	9	82.180
4	42	Mark IRONSIDE	Kawasaki	XR600	SL	10	9:26.252	5.514	55.777	9	81.774
5	68	Scott ROBERTSON	Suzuki	SV650	SL	10	9:39.967	19.229	57.032	2	79.974
6	5	Gillian McGAW	Kawasaki	400	SL	10	9:45.234	24.496	57.261	8	79.654
7	21	Grant REID	Kawasaki	ER6	SL	10	9:51.535	30.797	58.157	9	78.427
8	4	Alan GIBSON	Suzuki	SV650	SL	10	9:53.936	33.198	58.292	5	78.246
9	12	Dan JAMES	Suzuki	SV650	SL	10	9:54.090	33.352	58.253	5	78.298
10	13	Andrew BARTON	Suzuki	SV650	SL	10	9:55.887	35.149	58.303	4	78.231
11	66	Kevin WATRET	Kawasaki	ER6	SL	10	9:58.144	37.406	58.594	4	77.842
12	67	Mark McGAW	Kawasaki	400	SL	10	10:01.689	40.951	58.496	5	77.973
13	25	Jim PURVIS	Yamaha	FZR400	SL	10	10:01.730	40.992	59.143	10	77.120
14	39	Stuart HAMILTON	Kawasaki	FZR400	SL	10	10:03.384	42.646	58.549	7	77.902
15	38	Derek WILKIE	Kawasaki	ZXR 400	F4	10	10:05.501	44.763	59.177	10	77.075
16	54	Ryan GIBSON	Kawasaki	ZXR400	SL	10	10:09.110	48.372	59.094	8	77.184
17	24	Alex REID	Suzuki	SFC Gladius	SL	10	10:10.911	50.173	59.813	8	76.256
18	55	Tom ROBINSON	Aprilia	RRV 450	SL	10	10:12.789	52.051	59.799	3	76.274
19	27	Brian CHALMERS	Kawasaki	ZX7R	SL	9	9:21.124	1 Lap	1:00.673	6	75.175
20	10	Marc McEWAN	Kawasaki	ER650	SL	9	9:22.492	1 Lap	1:00.848	9	74.959
21	79	Ashley ROBSON	Kawasaki	ZXR400	SL	9	9:27.848	1 Lap	1:01.753	9	73.860
22	16	Gerry KEIRNAN	Suzuki	SV650	SL	9	9:44.795	1 Lap	1:03.607	9	71.707
23	234	AI CAMERON	Kawasaki	ER6	SL	9	9:46.078	1 Lap	1:03.860	9	71.423
24	17	Michael CRITCHELL	Suzuki	SV650	SL	9	9:56.576	1 Lap	1:04.652	9	70.548
25	112	Gordon MILLAR	Suzuki	SV650	SL	9	10:13.807	1 Lap	1:06.797	7	68.283
26	11	Lianne MAYHEW	Kawasaki	ZX6R 400	SL	9	10:17.659	1 Lap	1:06.365	2	68.727
27	74	Christine WATSON	Honda	CBR400RR	SL	9	10:26.924	1 Lap	1:08.293	9	66.787
28	37	Liam CAMPBELL	Honda	CBR400	SL	8	9:42.475	2 Laps	1:11.268	7	63.999

Not classified

DNS	73	Rae MALONEY	Kawasaki	ER6	SL			DNS		0	-
-----	----	-------------	----------	-----	----	--	--	-----	--	---	---

Margin of Victory	Avg. Speed	Best Lap Tm	Best Speed	Best Lap by
1.478	81.341	55.172	82.670	33 - Adrian CLARK

Clerk of the Course :

Orbits

Sig :
 Time :
 Chief Timekeeper : Ian Sharp (SMART Timing)
 Results available at www.mylaps.com and www.smart-timing.co.uk



Printed: 28/09/2015 17:57:34

KMSC National Motorcycle Racing

Scottish Championship Lightweights

Knockhill 1.267 miles

Race 3 - 1st Race

26/09/2015 13:30

Race (10 Laps) started at 13:24:49

Lap	Time of Day	Lap Tm	S1	S2	S3	S3Spd	SFSpd	Lap	Time of Day	Lap Tm	S1	S2	S3	S3Spd	SFSpd
2	13:27:11.990	1:06.365	22.222	25.015	19.128	103.561	93.076								
3	13:28:19.176	1:07.186	22.443	25.313	19.430	102.298	90.198								
4	13:29:26.716	1:07.540	22.545	25.527	19.468	102.454	89.836								
5	13:30:35.598	1:08.882	23.293	26.042	19.547	102.611	91.179								
6	13:31:43.903	1:08.305	23.336	25.548	19.421	101.218	88.767								
7	13:32:51.805	1:07.902	23.009	25.433	19.460	99.272	90.564								
8	13:34:00.268	1:08.463	22.509	25.653	20.301	99.566	90.932								
9	13:35:07.558	1:07.290	22.616	25.354	19.320	99.419	90.442								

(74) Christine WATSON

1	13:26:05.990			26.706	19.976	100.310	91.802								
2	13:27:15.071	1:09.081	23.218	26.138	19.725	96.419	89.120								
3	13:28:24.335	1:09.264	23.489	26.338	19.437	97.682	89.957								
4	13:29:33.282	1:08.947	23.040	26.404	19.503	98.688	90.932								
5	13:30:41.915	1:08.633	23.042	26.234	19.357	97.117	89.716								
6	13:31:50.590	1:08.675	22.925	26.416	19.334	97.540	89.002								
7	13:33:00.093	1:09.503	23.531	26.425	19.547	96.976	90.320								
8	13:34:08.530	1:08.437	23.028	26.144	19.265	98.254	90.077								
9	13:35:16.823	1:08.293	22.941	26.118	19.234	98.543	91.055								

(37) Liam CAMPBELL

1	13:26:09.988			28.422	20.792	92.435	89.002								
2	13:27:22.277	1:12.289	24.327	27.747	20.215	96.976	89.957								
3	13:28:33.746	1:11.469	23.580	27.869	20.020	96.558	90.320								
4	13:29:45.685	1:11.939	24.008	27.997	19.934	97.117	90.442								
5	13:30:57.326	1:11.641	23.958	27.544	20.139	98.111	90.932								
6	13:32:09.229	1:11.903	23.589	28.023	20.291	94.518	90.198								
7	13:33:20.497	1:11.268	23.777	27.635	19.856	98.398	89.957								
8	13:34:32.374	1:11.877	24.237	27.753	19.887	96.697	89.716								

Clerk of the Course :

Orbits

Sig : Time :

Chief Timekeeper : Ian Sharp (SMART Timing)

Results available at www.mylaps.com and www.smart-timing.co.uk

www.mylaps.com

Licensed to: SMART Timing

Printed: 26/09/2015 13:39:26

Page 3/3


Scottish Championship Lightweights

Knockhill 1.267 miles

Race 3 - 1st Race

26/09/2015 13:30

Race (10 Laps) started at 13:24:49



Competitors	Laps										
	1	2	3	4	5	6	7	8	9	10	
Adrian CLARK (33)	1	33	33	33	33	33	33	33	33	33	33
Torquil PATERSON (31)	2	31	31	31	31	31	31	31	31	31	31
Keith DICKIE (15)	3	15	42	42	42	15	15	15	15	15	15
Mark IRONSIDE (42)	4	42	15	15	15	42	42	42	42	42	42
Scott ROBERTSON (68)	5	68	68	68	68	68	68	68	68	68	68
Alan GIBSON (4)	6	4	21	21	5	5	5	5	5	5	5
Grant REID (21)	7	21	5	5	21	21	21	21	21	21	21
Gillian McGAW (5)	8	5	12	12	12	12	12	12	12	12	4
Dan JAMES (12)	9	12	4	4	4	4	4	4	4	4	12
Andrew BARTON (13)	10	13	13	13	13	13	13	13	13	13	13
Alex REID (24)	11	24	25	66	66	66	66	66	66	66	66
Jim PURVIS (25)	12	25	66	25	25	25	25	25	25	25	67
Stuart HAMILTON (39)	13	39	24	39	39	39	67	67	67	67	25
Kevin WATRET (66)	14	66	39	38	67	67	39	39	39	39	39
Derek WILKIE (38)	15	38	38	67	38	38	38	38	38	38	38
Ryan GIBSON (54)	16	54	54	24	24	54	54	54	54	54	54
Mark McGAW (67)	17	67	67	54	54	24	24	24	24	24	24
Tom ROBINSON (55)	18	55	55	55	55	55	55	55	55	55	55
Brian CHALMERS (27)	19	27	27	27	27	27	27	27	27	27	27
AI CAMERON (234)	20	234	79	79	10	10	10	10	10	10	10
Ashley ROBSON (79)	21	79	10	10	79	79	79	79	79	79	79
Gerry KEIRNAN (16)	22	16	234	234	234	234	16	16	16	16	16
Marc McEWAN (10)	23	10	16	16	16	16	16	234	234	234	234
Michael CRITCHELL (17)	24	17	17	17	17	17	17	17	17	17	17
Gordon MILLAR (112)	25	112	112	112	112	112	112	112	112	112	112
Lianne MAYHEW (11)	26	11	11	11	11	11	11	11	11	11	11
Christine WATSON (74)	27	74	74	74	74	74	74	74	74	74	74
Liam CAMPBELL (37)	28	37	37	37	37	37	37	37	37	37	37
-	29										

KMSC National Motorcycle Racing

KMSC Lightweights

Knockhill 1.267 miles

Race 9 - 1st Race

26/09/2015 15:00

Race (12 Laps)

POLE POSITION

1
1
33 Adrian CLARK

2
31 Torquil PATERSON

3
15 Keith DICKIE

2
4
42 Mark IRONSIDE

5
68 Scott ROBERTSON

6
5 Gillian McGAW

3
7
21 Grant REID

8
4 Alan GIBSON

9
12 Dan JAMES

4
10
13 Andrew BARTON

11
66 Kevin WATRET

12
67 Mark McGAW

5
13
25 Jim PURVIS

14
39 Stuart HAMILTON

15
38 Derek WILKIE

6
16
54 Ryan GIBSON

17
24 Alex REID

18
55 Tom ROBINSON

7
19
27 Brian CHALMERS

20
10 Marc McEWAN

21
79 Ashley ROBSON

8
22
16 Gerry KEIRNAN

23
234 Al CAMERON

24
17 Michael CRITCHELL

9
25
112 Gordon MILLAR

26
11 Lianne MAYHEW

27
74 Christine WATSON

10
28
37 Liam CAMPBELL

29
73 Rae MALONEY

Clerk of the Course :

Orbits

Sig : Time :

Chief Timekeeper : Ian Sharp (SMART Timing)

Results available at www.mylaps.com and www.smart-timing.co.uk

www.mylaps.com

Licensed to: SMART Timing

Printed: 26/09/2015 13:38:52

KMSC National Motorcycle Racing

Sorted on Laps

Scottish Championship Superbikes & KMSC Clubmans

Knockhill 1.267 miles

Race 4 - 1st Race

26/09/2015 13:45

Race (10 Laps) started at 13:40:27

Pos	No.	Name	Make/Model	CC	Class Code	Laps	Total Tm	Diff	Best Tm	In Lap	Best Speed
1	72	Sean GILFILLAN	Kawasaki	ZX10R	SB	10	8:36.060		50.787	5	89.808
2	179	Andrew TASKER	Kawasaki	ZX10R	SB	10	8:37.338	1.278	51.006	5	89.423
3	79	Bruce BIRNIE	BMW	S1000RR	SB	10	8:42.202	6.142	51.184	8	89.112
4	55	Donald MacFADYEN	BMW	S1000RR	SB	10	8:42.772	6.712	51.318	6	88.879
5	50	Tim HASTINGS	Kawasaki	ZX6R 600	SB	10	8:43.006	6.946	51.298	8	88.914
6	155	Scott SHAND	Yamaha	YZF R1	SB	10	8:43.263	7.203	51.332	5	88.855
7	84	Darren ROSS	Kawasaki	ZX10R	SB	10	8:54.397	18.337	52.646	2	86.637
8	11	Richard HUGHES	BMW	S1000RR	C	10	8:57.327	21.267	52.889	8	86.239
9	47	Alan BRYCE	BMW	1000RR	SB	10	8:58.054	21.994	52.722	6	86.512
10	63	Kenny PATERSON	BMW	S1000RR	C	10	8:58.640	22.580	52.643	6	86.642
11	119	Kristopher DUNCAN	Kawasaki	ZX6R 600	C	10	8:58.827	22.767	52.905	7	86.213
12	12	Neil BROWN	Honda	CBR1000	C	10	9:04.452	28.392	53.226	5	85.693
13	105	James VEVERS	Suzuki	GSXR1000	C	10	9:09.221	33.161	53.814	5	84.757
14	76	Paul GAFFNEY	Yamaha	R6 600	C	10	9:16.092	40.032	54.118	3	84.280
15	69	Rodney SCOTT	BMW	S1000RR	C	10	9:16.210	40.150	54.274	8	84.038
16	111	Jimmy SHANKS	KTM	RC8	C	10	9:16.582	40.522	54.072	10	84.352
17	67	Des BURNS	Kawasaki	ZX10R	C	10	9:18.510	42.450	54.448	8	83.770
18	45	Gary HOPKINS	Yamaha	R1	C	10	9:20.303	44.243	55.006	9	82.920
19	141	Paul BOWEN	Suzuki	GSXR6000R	C	10	9:22.952	46.892	54.441	10	83.780
20	37	Steven PATERSON	Yamaha	R1	C	10	9:24.008	47.948	55.291	7	82.492
21	27	Peter DUNCAN	Ducati	1199s	C	10	9:26.057	49.997	55.000	4	82.929
22	33	Graeme BODEL	BMW	S1000RR	C	10	9:26.316	50.256	55.152	5	82.700
23	44	David PRENTICE	Ducati	Panigale	C	10	9:26.597	50.537	55.227	6	82.588
24	120	Roy WAUGH	BMW	S1000RR	C	9	8:38.113	1 Lap	56.379	9	80.901
25	22	Steven WATSON	Suzuki	GSXR750	C	9	8:51.678	1 Lap	57.865	6	78.823
26	171	Robert DOYLE	Suzuki	GSXR 1000	C	9	9:02.487	1 Lap	57.803	5	78.908
27	4	James CRAWFORD	Yamaha	R1	C	9	9:13.236	1 Lap	59.691	6	76.412
28	86	Colin CAMERON	Aprilia	RSV1000	C	9	9:14.950	1 Lap	1:00.184	7	75.786
Not classified											
DNS	24	Keith AMOR	BMW	S1000RR	SB			DNS		0	-

Margin of Victory	Avg. Speed	Best Lap Tm	Best Speed	Best Lap by
1.278	88.383	50.787	89.808	72 - Sean GILFILLAN

Clerk of the Course :

Orbits

Sig : Time :
 Chief Timekeeper : Ian Sharp (SMART Timing)
 Results available at www.mylaps.com and www.smart-timing.co.uk



KMSC National Motorcycle Racing

Scottish Championship Superbikes & KMSC Clubmans


Knockhill 1.267 miles

Race 4 - 1st Race

26/09/2015 13:45

Race (10 Laps) started at 13:40:27

Lap	Time of Day	Lap Tm	S1	S2	S3	S3Spd	SFSpd	Lap	Time of Day	Lap Tm	S1	S2	S3	S3Spd	SFSpd
8	13:48:20.195	58.370	19.436	22.405	16.529	126.857	117.733								
9	13:49:18.819	58.624	19.666	22.589	16.369	123.815	118.565								



(171) Robert DOYLE

1	13:41:33.481			23.147	16.457	125.435	122.683
2	13:42:32.556	59.075	19.726	22.590	16.759	123.587	123.587
3	13:43:30.764	58.208	19.386	22.595	16.227	125.435	120.265
4	13:44:29.296	58.532	19.252	22.666	16.614	115.305	119.621
5	13:45:27.099	57.803	19.217	22.465	16.121	123.587	122.908
6	13:46:25.124	58.025	19.267	22.383	16.375	123.133	120.265
7	13:47:23.606	58.482	19.021	22.934	16.527	120.915	119.409
8	13:48:24.749	1:01.143	19.888	23.946	17.309	110.193	119.409
9	13:49:29.628	1:04.879	20.072	23.661	21.146	108.588	39.153

(4) James CRAWFORD

1	13:41:36.083			24.019	17.406	114.323	113.549
2	13:42:37.687	1:01.604	20.684	23.552	17.368	114.323	111.474
3	13:43:38.551	1:00.864	20.408	23.294	17.162	116.103	114.129
4	13:44:38.888	1:00.337	19.979	23.191	17.167	114.129	114.714
5	13:45:39.441	1:00.553	19.898	23.347	17.308	115.107	112.786
6	13:46:39.132	59.691	19.678	22.827	17.186	117.733	114.323
7	13:47:39.742	1:00.610	20.243	23.072	17.295	114.323	114.714
8	13:48:39.915	1:00.173	20.144	22.988	17.041	119.621	112.976
9	13:49:40.377	1:00.462	20.122	23.242	17.098	115.305	115.107

(86) Colin CAMERON

1	13:41:35.839			23.928	17.495	116.506	110.193
2	13:42:37.351	1:01.512	20.442	23.767	17.303	115.107	109.118
3	13:43:38.229	1:00.878	20.254	23.442	17.182	116.912	109.118
4	13:44:39.215	1:00.986	20.589	23.274	17.123	115.703	108.764
5	13:45:39.781	1:00.566	20.138	23.113	17.315	117.321	108.764
6	13:46:41.150	1:01.369	20.458	23.583	17.328	116.506	109.653
7	13:47:41.334	1:00.184	20.180	23.059	16.945	117.733	111.290
8	13:48:41.884	1:00.550	19.943	23.693	16.914	116.506	111.474
9	13:49:42.091	1:00.207	20.261	22.952	16.994	115.903	109.832

Clerk of the Course :

Orbits

Sig : Time :

Chief Timekeeper : Ian Sharp (SMART Timing)

Results available at www.mylaps.com and www.smart-timing.co.uk

www.mylaps.com

Licensed to: SMART Timing


Scottish Championship Superbikes & KMSC Clubmans

Knockhill 1.267 miles

Race 4 - 1st Race

26/09/2015 13:45

Race (10 Laps) started at 13:40:27



Competitors	Laps										
	1	2	3	4	5	6	7	8	9	10	
Andrew TASKER (179)	1	179	179	72	72	72	72	72	72	72	72
Scott SHAND (155)	2	155	155	179	179	179	179	179	179	179	179
Sean GILFILLAN (72)	3	72	72	155	155	155	155	155	155	79	
Tim HASTINGS (50)	4	50	50	50	50	79	79	79	79	79	55
Donald MacFADYEN (55)	5	55	55	55	79	55	55	55	55	55	50
Bruce BIRNIE (79)	6	79	79	79	55	50	50	50	50	50	155
Darren ROSS (84)	7	84	84	84	84	84	84	84	84	84	84
Richard HUGHES (11)	8	11	11	11	11	11	11	47	11	11	11
Kristopher DUNCAN (119)	9	119	119	119	119	47	47	11	47	47	47
Alan BRYCE (47)	10	47	47	47	47	119	63	63	63	63	63
Kenny PATERSON (63)	11	63	63	63	63	63	119	119	119	119	119
James VEVERS (105)	12	105	12	12	12	12	12	12	12	12	12
Paul GAFFNEY (76)	13	76	105	105	105	105	105	105	105	105	105
Neil BROWN (12)	14	12	76	76	76	76	76	76	76	76	76
Gary HOPKINS (45)	15	45	45	45	45	45	111	69	69	69	69
Jimmy SHANKS (111)	16	111	111	111	111	111	45	111	111	111	111
Des BURNS (67)	17	67	67	69	69	69	69	45	67	67	67
Rodney SCOTT (69)	18	69	69	67	67	67	67	67	45	45	45
Steven PATERSON (37)	19	37	37	27	27	27	27	27	37	37	141
Peter DUNCAN (27)	20	27	27	37	37	37	37	37	27	141	37
Graeme BODEL (33)	21	33	33	44	44	44	44	44	141	44	27
David PRENTICE (44)	22	44	44	33	33	33	33	141	44	27	33
Roy WAUGH (120)	23	120	120	141	141	141	141	33	33	33	44
Paul BOWEN (141)	24	141	141	120	120	120	120	120	120	120	
Steven WATSON (22)	25	22	22	22	22	22	22	22	22	22	
Robert DOYLE (171)	26	171	171	171	171	171	171	171	171	171	
Colin CAMERON (86)	27	86	86	86	4	4	4	4	4	4	
James CRAWFORD (4)	28	4	4	4	86	86	86	86	86	86	
-	29										

Clerk of the Course :

Orbits

Sig : Time :

Chief Timekeeper : Ian Sharp (SMART Timing)

Results available at www.mylaps.com and www.smart-timing.co.uk

www.mylaps.com

Licensed to: SMART Timing

KMSC National Motorcycle Racing

KMSC Superbikes & Shirlaws KMSC Clubmans

Knockhill 1.267 miles

Race 10 - 1st Race

26/09/2015 15:15

Race (12 Laps)

POLE POSITION

1
1
72 Sean GILFILLAN

2
179 Andrew TASKER

3
79 Bruce BIRNIE

2
4
55 Donald MacFADYEN

5
50 Tim HASTINGS

6
155 Scott SHAND

3
7
84 Darren ROSS

8
11 Richard HUGHES

9
47 Alan BRYCE

4
10
63 Kenny PATERSON

11
119 Kristopher DUNCAN

12
12 Neil BROWN

5
13
105 James VEVERS

14
76 Paul GAFFNEY

15
69 Rodney SCOTT

6
16
111 Jimmy SHANKS

17
67 Des BURNS

18
45 Gary HOPKINS

7
19
141 Paul BOWEN

20
37 Steven PATERSON

21
27 Peter DUNCAN

8
22
33 Graeme BODEL

23
44 David PRENTICE

24
120 Roy WAUGH

9
25
22 Steven WATSON

26
171 Robert DOYLE

27
4 James CRAWFORD

10
28
86 Colin CAMERON

29
24 Keith AMOR

Clerk of the Course :

Orbits

Sig : Time :

Chief Timekeeper : Ian Sharp (SMART Timing)

www.mylaps.com

Results available at www.mylaps.com and www.smart-timing.co.uk

Licensed to: SMART Timing

Printed: 26/09/2015 13:54:35

KMSC National Motorcycle Racing**Sorted on Laps**

KMSC 125's

Knockhill 1.267 miles

Race 5 - 1st Race

26/09/2015 14:00

Race (10 Laps) started at 14:01:07

Pos	No.	Name	Make/Model	CC	Class Code	Laps	Total Tm	Diff	Best Tm	In Lap	Best Speed
1	19	James ALDERSON	Honda	125	F125	10	10:44.661		1:02.247	8	73.274
2	34	Jordan GILL	KTM	RC390	F125	10	10:45.506	0.845	1:03.499	9	71.829
3	11	Lewis PATERSON	Aprilia	RS125	F125	10	10:46.620	1.959	1:03.996	10	71.272
4	9	Rishon HICKEY	Aprilia	RS125	F125	10	11:03.804	19.143	1:05.200	9	69.955
5	27	James McLAREN	Aprilia	RS125	F125	10	11:04.192	19.531	1:05.286	9	69.863
6	88	Lewis NICOL	Aprilia	RS125	F125	10	11:39.814	55.153	1:08.997	9	66.106
7	7	Josh HODGE	Metrakit	GP70	F125	10	11:54.679	1:10.018	1:10.419	10	64.771
8	47	Joel BAVIDGE	Aprilia	RS125	F125	9	11:18.819	1 Lap	1:12.745	8	62.700
9	15	Finlay MILNE	Aprilia	RS125	F125	8	11:05.580	2 Laps	1:21.507	5	55.960

Not classified

DNS	21	Marc GIBSON	Aprilia	RS125	F125			DNS		0	-
-----	----	-------------	---------	-------	------	--	--	-----	--	---	---

Margin of Victory	Avg. Speed	Best Lap Tm	Best Speed	Best Lap by
0.845	70.752	1:02.247	73.274	19 - James ALDERSON

Clerk of the Course :

Orbits

Sig :

Time :

Chief Timekeeper : Ian Sharp (SMART Timing)

Results available at www.mylaps.com and www.smart-timing.co.uk

Printed: 28/09/2015 17:48:57




KMSC 125's

Knockhill 1.267 miles

Race 5 - 1st Race

26/09/2015 14:00

Race (10 Laps) started at 14:01:07



Competitors	Laps										
	1	2	3	4	5	6	7	8	9	10	
Jordan GILL (34)	1	34	34	34	34	11	34	34	34	34	19
Lewis PATERSON (11)	2	11	11	11	11	34	11	11	11	19	34
James McLAREN (27)	3	27	27	19	19	19	19	19	19	11	11
Rishon HICKEY (9)	4	9	9	27	27	27	27	27	9	9	9
James ALDERSON (19)	5	19	19	9	9	9	9	9	27	27	27
Lewis NICOL (88)	6	88	88	88	88	88	88	88	88	88	88
Josh HODGE (7)	7	7	7	7	7	7	7	7	7	7	7
Joel BAVIDGE (47)	8	47	47	47	47	47	47	47	47	47	47
Finlay MILNE (15)	9	15	15	15	15	15	15	15	15	15	15
-	10										

KMSC National Motorcycle Racing

KMSC 125's

Knockhill 1.267 miles

Race 11 - 2nd Race

26/09/2015 15:30

Race (10 Laps)

POLE POSITION

1	1 19 James ALDERSON	2 34 Jordan GILL	3 11 Lewis PATERSON
2	4 9 Rishon HICKEY	5 27 James McLAREN	6 88 Lewis NICOL
3	7 7 Josh HODGE	8 47 Joel BAVIDGE	9 15 Finlay MILNE
4	10 21 Marc GIBSON		

Clerk of the Course :

Orbits

Sig : Time :

Chief Timekeeper : Ian Sharp (SMART Timing)

Results available at www.mylaps.com and www.smart-timing.co.uk

www.mylaps.com

Licensed to: SMART Timing

Printed: 26/09/2015 14:41:37

KMSC National Motorcycle Racing

Sorted on Laps

Scottish Championship Sidecars

Knockhill 1.267 miles

Race 6 - 1st Race

26/09/2015 14:15

Race (10 Laps) started at 14:19:29

Pos	No.	Name	Make/Model	CC	Class	Laps	Total Tm	Diff	Best Tm	In Lap	Best Speed
1	33	HEGGARTY / NEAVE	F1 LCR Suzuki		SC	10	8:58.434		52.681	6	86.579
2	29	KERSHAW / WILSON	LCR Kawasaki		SC	10	8:58.543	0.109	52.808	3	86.371
3	16	B BIRCHALL / T BIRCHALL	LCR	600	SC	10	9:13.427	14.993	53.751	3	84.856
4	8	BELL / JACKMAN	Suzuki	R50	SC	10	9:28.394	29.960	55.803	2	81.736
5	99	O'NEIL / GALLAGHAR	Suzuki	1000	SC	10	9:54.608	56.174	57.989	2	78.654
6	15	SHAND / BELSEY	Shand F2 Honda	1000	SC	10	9:55.914	57.480	58.434	6	78.055
7	23	DUCAT / HUTCHISON	Couperman LCR	750	SC	9	9:18.548	1 Lap	1:00.630	9	75.228
8	73	K PRING / W PRING	Honda FZ	600	SC	9	9:24.984	1 Lap	1:01.539	7	74.117
9	5	ANDREWS Snr / NIX	RCN GSXR	1000	SC	9	9:28.992	1 Lap	1:01.414	2	74.268
10	38	HOSKISSON / HARDIE	F2 Ireson Yamaha		SC	9	9:30.089	1 Lap	1:00.943	8	74.842
11	666	K ANDREWS Jnr / LITHGOW	Winstanley	R6	SC	8	9:08.224	2 Laps	1:06.859	7	68.220
12	50	BROWNE / McKAY	Ireson Thundercat	600	SC	7	9:02.015	3 Laps	1:14.836	2	60.948
Not classified											
DNF	2	GAFFNEY / GAFFNEY	LCR Suzuki	1000	SC	7	7:30.233	DNF	1:00.225	4	75.734
DNF	88	NICOL / PRYDE	LCR Suzuki	GSXR1000	SC	3	3:03.019	DNF	56.879	2	80.189
DNS	11	MAYHEW / MAYHEW	Ireson Honda	1000	SC			DNS		0	-

Announcements

New Track Record (52.681) for KMSC Sidecars by HEGGARTY / NEAVE.

Margin of Victory	Avg. Speed	Best Lap Tm	Best Speed	Best Lap by
0.109	84.710	52.681	86.579	33 - HEGGARTY / NEAVE

Clerk of the Course :

Orbits

Sig :

Time :

Chief Timekeeper : Ian Sharp (SMART Timing)

Results available at www.mylaps.com and www.smart-timing.co.uk

Printed: 28/09/2015 18:04:50



KMSC National Motorcycle Racing

Scottish Championship Sidecars

Knockhill 1.267 miles

Race 6 - 1st Race

26/09/2015 14:15

Race (10 Laps) started at 14:19:29

Lap	Time of Day	Lap Tm	S1	S2	S3	S3Spd	SFSpd	Lap	Time of Day	Lap Tm	S1	S2	S3	S3Spd	SFSpd
3	14:22:32.923	1:04.595			22.718	96.419	38.679								

Clerk of the Course :

Orbits

Sig : Time :

Chief Timekeeper : Ian Sharp (SMART Timing)

Results available at www.mylaps.com and www.smart-timing.co.uk

www.mylaps.com

Licensed to: SMART Timing

Printed: 26/09/2015 14:38:51

Page 2/2


Scottish Championship Sidecars

Knockhill 1.267 miles

Race 6 - 1st Race

26/09/2015 14:15

Race (10 Laps) started at 14:19:29



Competitors	Laps										
	1	2	3	4	5	6	7	8	9	10	
HEGGARTY / NEAVE (33)	1	33	33	33	33	33	33	33	33	33	33
KERSHAW / WILSON (29)	2	29	29	29	29	29	29	29	29	29	29
B BIRCHALL / T BIRCHALL (16)	3	16	16	16	16	16	16	16	16	16	16
BELL / JACKMAN (8)	4	8	8	8	8	8	8	8	8	8	8
NICOL / PRYDE (88)	5	88	88	15	99	99	99	99	99	99	99
SHAND / BELSEY (15)	6	15	15	99	15	15	15	15	15	15	15
DUCAT / HUTCHISON (23)	7	23	99	88	2	2	23	23	23	23	23
O'NEIL / GALLAGHAR (99)	8	99	23	2	23	23	2	73	73	73	73
GAFFNEY / GAFFNEY (2)	9	2	2	23	5	5	73	5	5	5	5
ANDREWS Snr / NIX (5)	10	5	5	5	73	73	5	38	38	38	38
K PRING / W PRING (73)	11	73	73	73	38	38	38	2	666	666	666
HOSKISSON / HARDIE (38)	12	38	38	38	666	666	666	666	666	666	666
K ANDREWS Jnr / LITHGOW (666)	13	666	666	666	50	50	50	50	50	50	50
BROWNE / McKAY (50)	14	50	50	50							
-	15										

KMSC National Motorcycle Racing

KMSC Sidecars

Knockhill 1.267 miles

Race 12 - 1st Race

26/09/2015 15:45

Race (10 Laps)

POLE POSITION

1	1 33 HEGGARTY / NEAVE
2	3 16 B BIRCHALL / T BIRCHALL
3	5 99 O'NEIL / GALLAGHAR
4	7 23 DUCAT / HUTCHISON
5	9 5 ANDREWS Snr / NIX
6	11 666 K ANDREWS Jnr / LITHGOW
7	13 2 GAFFNEY / GAFFNEY
8	15 11 MAYHEW / MAYHEW

2 29 KERSHAW / WILSON
4 8 BELL / JACKMAN
6 15 SHAND / BELSEY
8 73 K PRING / W PRING
10 38 HOSKISSON / HARDIE
12 50 BROWNE / MCKAY
14 88 NICOL / PRYDE

Clerk of the Course :

Orbits

Sig : Time :

Chief Timekeeper : Ian Sharp (SMART Timing)

Results available at www.mylaps.com and www.smart-timing.co.uk

www.mylaps.com

Licensed to: SMART Timing

Printed: 26/09/2015 14:39:29

KMSC National Motorcycle Racing

Sorted on Laps

KMSC Superstock 600

Knockhill 1.267 miles

Race 7 - 1st Race

26/09/2015 14:30

Race (12 Laps) started at 14:34:15

Pos	No.	Name	Make/Model	CC	Class Code	Laps	Total Tm	Diff	Best Tm	In Lap	Best Speed
1	8	Lewis ROLLO	Kawasaki	ZXR 600	S6	12	10:25.574		51.415	7	88.711
2	30	Liam SHELLCOCK	Triumph	675R	S6	12	10:29.571	3.997	51.662	6	88.287
3	99	Callum GRIGOR	Kawasaki	ZX6R 600	S6	12	10:47.487	21.913	52.513	12	86.856
4	2	Angus MEARNES	Yamaha	R6 600	S6	12	10:47.819	22.245	53.193	12	85.746
5	19	Kristopher DUNCAN	Kawasaki	ZX6R	S6	12	10:48.046	22.472	52.786	9	86.407
6	7	Jodie CHALK	Triumph	675	S6	12	10:57.161	31.587	54.270	4	84.044
7	97	Sammi TASKER	Suzuki	GSXR600	S6	12	10:57.302	31.728	54.159	2	84.217
8	75	Charlie BUNYAN	Yamaha	R6 600	S6	12	11:01.601	36.027	54.150	5	84.231
9	26	Mike SWANSON	Yamaha	R6 600	S6	12	11:10.685	45.111	55.002	4	82.926
10	93	Kyle DUNCAN	Kawasaki	ZX6R 600	S6	12	11:14.898	49.324	54.925	12	83.042
11	72	Peter DUNCAN	Triumph	675R	S6	12	11:17.622	52.048	55.461	11	82.240
12	27	Andrew DONALD	Yamaha	R6 600	S6	12	11:17.633	52.059	54.876	12	83.116
13	84	Lee NAILER	Yamaha	R6 600	S6	12	11:19.003	53.429	55.610	12	82.019
14	63	Chris EASTWOOD	Suzuki	GSXR600	S6	11	10:44.042	1 Lap	57.442	10	79.403
15	50	Barry GARRETT	Suzuki	GSXR	S6	11	10:44.302	1 Lap	57.788	3	78.928
16	35	Kevin GILES	Kawasaki	ZX6	S6	11	10:46.707	1 Lap	57.665	10	79.096
17	58	Jamie LOCH	Suzuki	GSXR600	S6	11	10:55.161	1 Lap	57.852	8	78.841
18	55	David MUNRO	Yamaha	R6 600	S6	11	11:03.123	1 Lap	59.057	4	77.232
19	90	Dean CRAWFORD	Yamaha	R6 600	S6	11	11:03.550	1 Lap	59.059	9	77.229
20	12	George McCOMBIE	Triumph	Daytona 675	S6	10	11:31.555	2 Laps	1:07.327	2	67.745

Margin of Victory	Avg. Speed	Best Lap Tm	Best Speed	Best Lap by
3.997	87.493	51.415	88.711	8 - Lewis ROLLO

Clerk of the Course :

Orbits

Sig :

Time :

Chief Timekeeper : Ian Sharp (SMART Timing)

Results available at www.mylaps.com and www.smart-timing.co.uk

Printed: 28/09/2015 18:11:14




KMSC Superstock 600

Knockhill 1.267 miles

Race 7 - 1st Race

26/09/2015 14:30

Race (12 Laps) started at 14:34:15



Competitors	Laps												
	1	2	3	4	5	6	7	8	9	10	11	12	
Liam SHELLCOCK (30)	1	30	8	8	8	8	8	8	8	8	8	8	8
Lewis ROLLO (8)	2	8	30	30	30	30	30	30	30	30	30	30	30
Jodie CHALK (7)	3	7	7	2	2	2	2	2	99	2	2	2	99
Sammi TASKER (97)	4	97	97	7	7	7	99	99	2	99	99	99	2
Angus MEARNES (2)	5	2	2	19	19	99	19	19	19	19	19	19	19
Kristopher DUNCAN (19)	6	19	19	97	99	19	7	7	7	7	7	7	7
Charlie BUNYAN (75)	7	75	75	99	97	97	97	97	97	97	97	97	97
Mike SWANSON (26)	8	26	99	75	75	75	75	75	75	75	75	75	75
Callum GRIGOR (99)	9	99	26	26	26	26	26	26	26	26	26	26	26
Lee NAILER (84)	10	84	84	84	84	84	93	93	93	93	93	93	93
Peter DUNCAN (72)	11	72	72	72	72	72	72	72	72	72	72	72	72
Kyle DUNCAN (93)	12	93	93	93	93	93	27	27	27	27	27	27	27
Barry GARRETT (50)	13	50	27	27	27	27	84	84	84	84	84	84	84
Andrew DONALD (27)	14	27	50	50	50	50	50	50	50	50	50	63	
Chris EASTWOOD (63)	15	63	63	63	63	63	63	63	63	63	63	50	
Jamie LOCH (58)	16	58	58	35	35	35	35	35	35	35	35	35	35
Kevin GILES (35)	17	35	35	58	58	58	58	58	58	58	58	58	58
David MUNRO (55)	18	55	55	55	55	55	55	55	55	55	55	55	55
Dean CRAWFORD (90)	19	90	90	90	90	90	90	90	90	90	90	90	90
George McCOMBIE (12)	20	12	12	12	12	12	12	12	12	12	12	12	12

KMSC National Motorcycle Racing

KMSC Superstock 600

Knockhill 1.267 miles

Race 14 - 2nd Race

27/09/2015 10:00

Race (10 Laps)

POLE POSITION

1	1 8 Lewis ROLLO	2 30 Liam SHELLCOCK	3 99 Callum GRIGOR
2	4 2 Angus MEARNES	5 19 Kristopher DUNCAN	6 7 Jodie CHALK
3	7 97 Sammi TASKER	8 75 Charlie BUNYAN	9 26 Mike SWANSON
4	10 93 Kyle DUNCAN	11 72 Peter DUNCAN	12 27 Andrew DONALD
5	13 84 Lee NAILER	14 63 Chris EASTWOOD	15 50 Barry GARRETT
6	16 35 Kevin GILES	17 58 Jamie LOCH	18 55 David MUNRO
7	19 90 Dean CRAWFORD	20 12 George McCOMBIE	

Clerk of the Course :

Orbits

Sig : Time :

Chief Timekeeper : Ian Sharp (SMART Timing)

Results available at www.mylaps.com and www.smart-timing.co.uk

www.mylaps.com

Licensed to: SMART Timing

Printed: 26/09/2015 14:50:10

KMSC National Motorcycle Racing

Sorted on Laps

KMSC Cupar Motorcycles Pre-Injection 600

Knockhill 1.267 miles

Race 8 - 2nd Race

26/09/2015 14:45

Race (12 Laps) started at 14:50:35

Pos	No.	Name	Make/Model	CC	Class Code	Laps	Total Tm	Diff	Best Tm	In Lap	Best Speed
1	47	Steven HADDOW	Yamaha	R6 600	PI6	12	10:53.147		53.090	10	85.912
2	11	Patrick FORMAN	Yamaha	R6 600	PI6	12	10:55.184	2.037	53.776	9	84.816
3	21	Michael BURKE	Yamaha	R6 600	PI6	12	11:06.389	13.242	54.231	10	84.105
4	89	Alex BASS	Yamaha	R6 600	PI6	12	11:08.870	15.723	54.972	12	82.971
5	86	Russell WILL	Yamaha	R6 600	PI6	12	11:09.245	16.098	54.703	7	83.379
6	91	Lewis SHAND	Yamaha	R6 600	PI6	12	11:16.140	22.993	55.372	3	82.372
7	84	Kyle HARPER	Yamaha	R6 600	PI6	12	11:16.559	23.412	55.304	9	82.473
8	0	Alex McGUINNESS	Yamaha	R6 600	PI6	12	11:33.026	39.879	56.370	3	80.913
9	60	Douglas BROWN	Yamaha	R6 600	PI6	12	11:34.032	40.885	56.997	2	80.023
10	36	Crichton CAMPBELL	Honda	CBR 600	PI6	12	11:34.055	40.908	56.956	8	80.081
11	92	Andrew CRAIGMILE	Yamaha	R6 600	PI6	12	11:35.379	42.232	56.926	3	80.123
12	64	Andrew CUTHBERT	Kawasaki	ZXR 600	PI6	12	11:44.002	50.855	57.091	5	79.892
13	119	Allan HARROW	Yamaha	R6 600	PI6	12	11:47.882	54.735	56.521	11	80.697
14	15	Jon DICKIE	Yamaha	R6 600	PI6	11	10:53.306	1 Lap	58.238	9	78.318
15	58	Barry STEWART	Yamaha	R6 600	PI6	11	10:53.837	1 Lap	58.012	10	78.623
16	33	Scott LOGAN	Honda	CBR 600	PI6	11	10:53.850	1 Lap	58.435	8	78.054
17	6	James WILKEN	Yamaha	R6 600	PI6	11	10:54.651	1 Lap	58.138	10	78.453
18	81	Stewart MARR	Yamaha	R6 600	PI6	11	10:55.507	1 Lap	58.345	10	78.175
19	76	Steven BEATTIE	Yamaha	R6 600	PI6	11	11:00.716	1 Lap	57.675	9	79.083
20	199	Ross WATTS	Yamaha	R6 600	PI6	11	11:15.377	1 Lap	1:00.165	11	75.810
21	35	Ross BEATTIE	Yamaha	R6 600	PI6	11	11:23.539	1 Lap	1:00.210	9	75.753
22	54	Cameron ROBB	Yamaha	R6 600	PI6	11	11:23.539	1 Lap	59.562	11	76.577
23	29	Ross CLIMSON	Yamaha	R6 600	PI6	11	11:29.333	1 Lap	1:00.910	10	74.882
24	73	Fraser CAMERON	Yamaha	YZF 600	PI6	11	11:43.921	1 Lap	1:01.313	2	74.390
25	45	Gerry SULLIVAN	Kawasaki	ZX6R 600	PI6	11	11:50.629	1 Lap	1:03.141	3	72.237
Not classified											
DNF	48	David McCAFFERTY	Yamaha	R6 600	PI6	3	2:46.695	DNF	54.551	3	83.612
DNF	41	Kieran MURRAY	Kawasaki	ZX6 600	PI6	2	2:11.785	DNF	1:04.558	2	70.651

Announcements

New Track Record (53.090) for KMSC Pre Injection 600 by Steven HADDOW.

Margin of Victory	Avg. Speed	Best Lap Tm	Best Speed	Best Lap by
2.037	83.799	53.090	85.912	47 - Steven HADDOW

Clerk of the Course :

Orbits

Sig : Time :

Chief Timekeeper : Ian Sharp (SMART Timing)

Results available at www.mylaps.com and www.smart-timing.co.uk

Printed: 28/09/2015 17:52:48



KMSC National Motorcycle Racing

KMSC Cupar Motorcycles Pre-Injection 600

Knockhill 1.267 miles

Race 8 - 2nd Race

26/09/2015 14:45

Race (12 Laps) started at 14:50:35

Lap	Time of Day	Lap Tm	S1	S2	S3	S3Spd	SFSpd	Lap	Time of Day	Lap Tm	S1	S2	S3	S3Spd	SFSpd
9	14:59:59.106	1:00.169	20.285	23.380	16.504	110.374	106.351								
10	15:00:59.641	1:00.535	20.361	23.340	16.834	113.549	107.717								
11	15:01:59.203	59.562	19.798	23.190	16.574	112.976	107.372								

(29) Ross CLIMSON

1	14:51:47.239			24.982	18.376	109.832	110.193
2	14:52:49.782	1:02.543	20.737	24.110	17.696	109.474	107.890
3	14:53:51.237	1:01.455	20.380	23.689	17.386	112.220	109.296
4	14:54:52.865	1:01.628	20.371	23.648	17.609	112.408	106.183
5	14:55:54.067	1:01.202	20.367	23.299	17.536	112.033	106.183
6	14:56:55.834	1:01.767	20.689	23.766	17.312	109.296	107.890
7	14:57:58.509	1:02.675	21.472	23.859	17.344	109.653	107.890
8	14:59:00.852	1:02.343	21.119	24.112	17.112	110.374	108.238
9	15:00:02.728	1:01.876	20.772	23.819	17.285	113.166	107.030
10	15:01:03.638	1:00.910	20.243	23.402	17.265	108.764	105.515
11	15:02:04.997	1:01.359	20.521	23.537	17.301	108.941	106.689

(73) Fraser CAMERON

1	14:51:45.844			24.632	17.825	116.912	109.832
2	14:52:47.157	1:01.313	20.739	23.295	17.279	115.703	109.653
3	14:53:48.760	1:01.603	20.826	23.443	17.334	115.504	110.012
4	14:54:50.950	1:02.190	20.635	23.847	17.708	106.859	110.012
5	14:55:52.717	1:01.767	21.028	23.302	17.437	111.474	109.832
6	14:56:55.016	1:02.299	21.048	23.557	17.694	114.910	108.764
7	14:57:57.822	1:02.806	21.133	24.090	17.583	115.903	108.064
8	14:59:00.361	1:02.539	21.313	23.626	17.600	114.323	109.832
9	15:00:03.452	1:03.091	20.830	24.049	18.212	114.129	104.366
10	15:01:08.191	1:04.739	21.646	24.368	18.725	109.296	98.254
11	15:02:19.585	1:11.394	23.911	26.158	21.325	107.372	96.281

(45) Gerry SULLIVAN

1	14:51:48.482			25.373	18.323	110.739	104.856
2	14:52:51.798	1:03.316	21.310	24.053	17.953	110.193	102.768
3	14:53:54.939	1:03.141	21.550	23.942	17.649	108.588	101.987
4	14:54:59.278	1:04.339	21.609	24.697	18.033	106.183	103.561
5	14:56:02.716	1:03.438	21.217	24.496	17.725	108.588	101.987
6	14:57:07.386	1:04.670	21.689	24.556	18.425	108.588	98.254
7	14:58:11.188	1:03.802	21.689	24.206	17.907	108.064	101.987
8	14:59:14.742	1:03.554	21.317	24.230	18.007	107.030	97.967
9	15:00:18.799	1:04.057	21.903	24.620	17.534	110.193	102.611
10	15:01:22.378	1:03.579	21.141	24.870	17.568	107.890	103.402
11	15:02:26.293	1:03.915	21.215	24.979	17.721	107.372	101.987

(48) David McCafferty

1	14:51:32.924			21.114	15.594	121.792	114.323
2	14:52:27.808	54.884	18.064	21.379	15.441	124.044	114.714
3	14:53:22.359	54.551	18.085	20.960	15.506	123.587	114.518

(41) Kieran MURRAY

1	14:51:42.891			23.293	16.788	116.912	106.520
2	14:52:47.449	1:04.558	19.495	22.778	22.285	108.764	29.498

Clerk of the Course :

Orbits

Sig : Time :

Chief Timekeeper : Ian Sharp (SMART Timing)

Results available at www.mylaps.com and www.smart-timing.co.uk

www.mylaps.com

Licensed to: SMART Timing

Printed: 26/09/2015 15:05:14

Page 3/3


KMSC Cupar Motorcycles Pre-Injection 600

Knockhill 1.267 miles

Race 8 - 2nd Race

26/09/2015 14:45

Race (12 Laps) started at 14:50:35



Competitors	Laps											
	1	2	3	4	5	6	7	8	9	10	11	12
David McCAFFERTY (48)	1	48	47	47	47	47	47	47	47	47	47	47
Steven HADDOW (47)	2	47	48	48	11	11	11	11	11	11	11	11
Patrick FORMAN (11)	3	11	11	11	89	89	89	89	21	21	21	21
Alex BASS (89)	4	89	89	89	21	21	21	21	89	89	89	89
Michael BURKE (21)	5	21	21	21	86	86	86	86	86	86	86	86
Lewis SHAND (91)	6	91	86	86	91	91	91	91	91	91	91	91
Russell WILL (86)	7	86	91	91	84	84	84	84	84	84	84	84
Douglas BROWN (60)	8	60	60	84	60	60	60	60	92	60	60	0
Andrew CRAIGMILE (92)	9	92	92	60	0	0	92	92	60	92	0	60
Crichton CAMPBELL (36)	10	36	84	92	92	92	0	0	0	0	92	92
Alex McGUINNESS (0)	11	0	36	0	36	36	36	36	36	36	36	92
Kyle HARPER (84)	12	84	0	36	64	64	64	64	64	64	64	64
Stewart MARR (81)	13	81	15	64	15	58	15	58	15	15	119	119
Jon DICKIE (15)	14	15	81	15	58	15	58	15	33	119	15	15
Scott LOGAN (33)	15	33	64	81	81	33	33	33	58	33	33	58
Andrew CUTHBERT (64)	16	64	33	58	33	81	119	119	119	58	58	33
James WILKEN (6)	17	6	6	33	6	6	81	81	81	81	81	6
Barry STEWART (58)	18	58	58	6	119	119	6	6	6	6	6	81
Kieran MURRAY (41)	19	41	119	119	199	76	76	76	76	76	76	76
Ross WATTS (199)	20	199	199	199	76	199	199	199	199	199	199	199
Allan HARROW (119)	21	119	76	76	73	73	73	73	35	35	35	54
Steven BEATTIE (76)	22	76	73	73	35	35	35	35	54	54	54	35
Fraser CAMERON (73)	23	73	41	35	54	54	54	54	73	29	29	29
Ross BEATTIE (35)	24	35	35	54	29	29	29	29	29	73	73	73
Cameron ROBB (54)	25	54	54	29	45	45	45	45	45	45	45	45
Ross CLIMSON (29)	26	29	29	45								
Gerry SULLIVAN (45)	27	45	45									

Clerk of the Course :

Orbits

Sig : Time :

Chief Timekeeper : Ian Sharp (SMART Timing)

Results available at www.mylaps.com and www.smart-timing.co.uk

www.mylaps.com

Licensed to: SMART Timing

KMSC National Motorcycle Racing

KMSC Cupar Motorcycles Pre-Injection 600

Knockhill 1.267 miles

Race 15 - 3rd Race - AMENDED GRID

27/09/2015 10:15

Race (10 Laps)

POLE POSITION

Bike No.35 - Back of Grid - Red Light infringement

1	1 47 Steven HADDOW	2 11 Patrick FORMAN	3 21 Michael BURKE
2	4 89 Alex BASS	5 86 Russell WILL	6 91 Lewis SHAND
3	7 84 Kyle HARPER	8 0 Alex McGUINNESS	9 60 Douglas BROWN
4	10 36 Crichton CAMPBELL	11 92 Andrew CRAIGMILE	12 64 Andrew CUTHBERT
5	13 119 Allan HARROW	14 15 Jon DICKIE	15 58 Barry STEWART
6	16 33 Scott LOGAN	17 6 James WILKEN	18 81 Stewart MARR
7	19 76 Steven BEATTIE	20 199 Ross WATTS	21 54 Cameron ROBB
8	22 29 Ross CLIMSON	23 73 Fraser CAMERON	24 45 Gerry SULLIVAN
9	25 48 David McCafferty	26 41 Kieran MURRAY	27 35 Ross BEATTIE

Clerk of the Course :

Orbits

Sig : Time :

Chief Timekeeper : Ian Sharp (SMART Timing)

Results available at www.mylaps.com and www.smart-timing.co.uk

www.mylaps.com

Licensed to: SMART Timing

Printed: 27/09/2015 09:04:45

KMSC National Motorcycle Racing

Sorted on Laps

KMSC Lightweights

Knockhill 1.267 miles

Race 9 - 1st Race

26/09/2015 15:00

Race (12 Laps) started at 15:08:09

Pos	No.	Name	Make/Model	CC	Class Code	Laps	Total Tm	Diff	Best Tm	In Lap	Best Speed
1	31	Torquil PATERSON	Kawasaki	ER6	SL	5	4:37.612		54.709	4	83.370
2	33	Adrian CLARK	Kawasaki	ER6	SL	5	4:37.848	0.236	54.843	2	83.166
3	42	Mark IRONSIDE	Kawasaki	XR600	SL	5	4:39.459	1.847	55.138	4	82.721
4	15	Keith DICKIE	Kawasaki	ER6	SL	5	4:42.753	5.141	55.631	5	81.988
5	5	Gillian McGAW	Kawasaki	400	SL	5	4:48.488	10.876	56.389	3	80.886
6	68	Scott ROBERTSON	Suzuki	SV650	SL	5	4:52.123	14.511	57.466	3	79.370
7	21	Grant REID	Kawasaki	ER6	SL	5	4:52.333	14.721	57.303	4	79.596
8	4	Alan GIBSON	Suzuki	SV650	SL	5	4:54.778	17.166	57.700	5	79.048
9	13	Andrew BARTON	Suzuki	SV650	SL	5	4:56.297	18.685	57.413	5	79.444
10	38	Derek WILKIE	Kawasaki	ZXR 400	F4	5	4:57.519	19.907	58.287	3	78.252
11	25	Jim PURVIS	Yamaha	FZR400	SL	5	5:00.308	22.696	58.824	4	77.538
12	66	Kevin WATRET	Kawasaki	ER6	SL	5	5:00.562	22.950	58.021	5	78.611
13	39	Stuart HAMILTON	Kawasaki	FZR400	SL	5	5:01.688	24.076	58.865	4	77.484
14	67	Mark McGAW	Kawasaki	400	SL	5	5:01.853	24.241	58.447	5	78.038
15	54	Ryan GIBSON	Kawasaki	ZXR400	SL	5	5:02.878	25.266	59.081	5	77.201
16	24	Alex REID	Suzuki	SFC Gladius	SL	5	5:06.306	28.694	59.716	4	76.380
17	55	Tom ROBINSON	Aprilia	RRV 450	SL	5	5:08.165	30.553	59.189	5	77.060
18	27	Brian CHALMERS	Kawasaki	ZX7R	SL	5	5:11.834	34.222	59.742	2	76.346
19	79	Ashley ROBSON	Kawasaki	ZXR400	SL	5	5:16.845	39.233	1:01.210	5	74.515
20	10	Marc McEWAN	Kawasaki	ER650	SL	5	5:17.986	40.374	1:01.105	3	74.644
21	234	AI CAMERON	Kawasaki	ER6	SL	5	5:21.923	44.311	1:02.579	5	72.885
22	16	Gerry KEIRNAN	Suzuki	SV650	SL	5	5:22.424	44.812	1:02.629	5	72.827
23	17	Michael CRITCHELL	Suzuki	SV650	SL	5	5:31.698	54.086	1:04.340	5	70.890
24	11	Lianne MAYHEW	Kawasaki	ZX6R 400	SL	4	4:39.830	1 Lap	1:07.146	3	67.928
25	112	Gordon MILLAR	Suzuki	SV650	SL	4	4:40.241	1 Lap	1:07.235	2	67.838
26	74	Christine WATSON	Honda	CBR400RR	SL	4	4:41.189	1 Lap	1:07.636	3	67.436

Not classified

DNF	73	Rae MALONEY	Kawasaki	ER6	SL	5	5:17.606	DNF	1:00.806	3	75.011
DNS	12	Dan JAMES	Suzuki	SV650	SL			DNS		0	-
DNS	37	Liam CAMPBELL	Honda	CBR400	SL			DNS		0	-

Announcements

RED FLAG - After Leader completed 6 Laps - Result declared at 5 Laps, half points awarded.
Bike No.73 - Not classified - Not running at time of Red Flag.

Margin of Victory	Avg. Speed	Best Lap Tm	Best Speed	Best Lap by
0.236	82.149	54.709	83.370	31 - Torquil PATERSON

Clerk of the Course :

Orbits

Sig : Time :

Chief Timekeeper : Ian Sharp (SMART Timing)

Results available at www.mylaps.com and www.smart-timing.co.uk

Printed: 28/09/2015 17:55:02



KMSC National Motorcycle Racing

KMSC Lightweights

Knockhill 1.267 miles

Race 9 - 1st Race

26/09/2015 15:00

Race (12 Laps) started at 15:08:09

Lap	Time of Day	Lap Tm	S1	S2	S3	S3Spd	SFSpd	Lap	Time of Day	Lap Tm	S1	S2	S3	S3Spd	SFSpd
(16) Gerry KEIRNAN															
1	15:09:17.994			24.416	18.303	106.520	98.688								
2	15:10:21.922	1:03.928	21.260	24.491	18.177	104.366	97.399								
3	15:11:25.156	1:03.234	21.024	24.099	18.111	105.515	98.398								
4	15:12:29.009	1:03.853	21.143	24.218	18.492	103.402	97.540								
5	15:13:31.638	1:02.629	20.718	23.838	18.073	105.349	98.833								
(17) Michael CRITCHELL															
1	15:09:22.192			26.633	18.224	104.043	97.824								
2	15:10:27.306	1:05.114	21.769	25.176	18.169	104.366	97.117								
3	15:11:31.787	1:04.481	21.252	25.076	18.153	102.454	96.976								
4	15:12:36.572	1:04.785	21.218	25.407	18.160	103.402	96.419								
5	15:13:40.912	1:04.340	21.039	25.256	18.045	103.721	97.117								
(11) Lianne MAYHEW															
1	15:09:25.636			27.043	19.974	101.218	92.562								
2	15:10:34.107	1:08.471	23.088	25.967	19.416	99.125	90.686								
3	15:11:41.253	1:07.146	22.849	25.501	18.796	101.987	92.947								
4	15:12:49.044	1:07.791	23.178	25.480	19.133	100.762	92.435								
(112) Gordon MILLAR															
1	15:09:24.943			27.074	19.732	101.678	97.824								
2	15:10:32.178	1:07.235	22.721	25.387	19.127	104.529	98.254								
3	15:11:40.583	1:08.405	23.177	26.110	19.118	101.832	96.976								
4	15:12:49.455	1:08.872	23.354	25.903	19.615	101.832	98.543								
(74) Christine WATSON															
1	15:09:25.015			27.538	19.766	98.543	89.239								
2	15:10:33.958	1:08.943	23.313	26.321	19.309	97.117	91.179								
3	15:11:41.594	1:07.636	22.706	25.727	19.203	97.967	92.562								
4	15:12:50.403	1:08.809	23.367	26.315	19.127	97.967	90.809								
(73) Rae MALONEY															
1	15:09:19.406			24.882	17.604	107.030	102.611								
2	15:10:21.845	1:02.439	21.452	23.847	17.140	107.030	102.142								
3	15:11:22.651	1:00.806	20.093	23.536	17.177	107.717	101.987								
4	15:12:25.554	1:02.903	20.742	24.292	17.869	106.183	101.832								
5	15:13:26.820	1:01.266	20.498	23.441	17.327	105.848	99.714								

Clerk of the Course :

Orbits

Sig : Time :

Chief Timekeeper : Ian Sharp (SMART Timing)

Results available at www.mylaps.com and www.smart-timing.co.uk

www.mylaps.com

Licensed to: SMART Timing

Printed: 26/09/2015 15:21:10

Page 2/2


KMSC Lightweights

Knockhill 1.267 miles

Race 9 - 1st Race

26/09/2015 15:00

Race (12 Laps) started at 15:08:09



Competitors	Laps				
	1	2	3	4	5
Torquil PATERSON (31)	1	31	31	31	31
Adrian CLARK (33)	2	33	33	33	33
Mark IRONSIDE (42)	3	42	42	42	42
Keith DICKIE (15)	4	15	15	15	15
Grant REID (21)	5	21	5	5	5
Gillian McGAW (5)	6	5	21	68	68
Scott ROBERTSON (68)	7	68	68	21	21
Alan GIBSON (4)	8	4	4	4	4
Derek WILKIE (38)	9	38	38	13	13
Andrew BARTON (13)	10	13	13	38	38
Jim PURVIS (25)	11	25	25	25	25
Ryan GIBSON (54)	12	54	54	39	66
Stuart HAMILTON (39)	13	39	39	54	39
Kevin WATRET (66)	14	66	66	66	67
Alex REID (24)	15	24	67	67	54
Mark McGAW (67)	16	67	24	24	24
Brian CHALMERS (27)	17	27	27	27	55
Gerry KEIRNAN (16)	18	16	55	55	27
Tom ROBINSON (55)	19	55	79	10	79
Ashley ROBSON (79)	20	79	10	73	10
AI CAMERON (234)	21	234	73	79	73
Marc McEWAN (10)	22	10	16	16	234
Rae MALONEY (73)	23	73	234	234	16
Michael CRITCHELL (17)	24	17	17	17	17
Gordon MILLAR (112)	25	112	112	112	11
Christine WATSON (74)	26	74	74	11	112
Lianne MAYHEW (11)	27	11	11	74	74
-	28				
-	29				

Clerk of the Course :

Orbits

Sig : Time :
 Chief Timekeeper : Ian Sharp (SMART Timing)

Results available at www.mylaps.com and www.smart-timing.co.uk

www.mylaps.com
 Licensed to: SMART Timing

KMSC National Motorcycle Racing

KMSC Lightweights

Knockhill 1.267 miles

Race 16 - 2nd Race

27/09/2015 10:30

Race (10 Laps)

POLE POSITION

1	1 31 Torquil PATERSON	2 33 Adrian CLARK	3 42 Mark IRONSIDE
2	4 15 Keith DICKIE	5 5 Gillian McGAW	6 68 Scott ROBERTSON
3	7 21 Grant REID	8 4 Alan GIBSON	9 13 Andrew BARTON
4	10 38 Derek WILKIE	11 25 Jim PURVIS	12 66 Kevin WATRET
5	13 39 Stuart HAMILTON	14 67 Mark McGAW	15 54 Ryan GIBSON
6	16 24 Alex REID	17 55 Tom ROBINSON	18 27 Brian CHALMERS
7	19 79 Ashley ROBSON	20 10 Marc McEWAN	21 234 AI CAMERON
8	22 16 Gerry KEIRNAN	23 17 Michael CRITCHELL	24 11 Lianne MAYHEW
9	25 112 Gordon MILLAR	26 74 Christine WATSON	27 73 Rae MALONEY
10	28 12 Dan JAMES	29 37 Liam CAMPBELL	

Clerk of the Course :

Orbits

Sig : Time :

Chief Timekeeper : Ian Sharp (SMART Timing)

Results available at www.mylaps.com and www.smart-timing.co.uk

www.mylaps.com

Licensed to: SMART Timing

Printed: 26/09/2015 15:20:09

KMSC National Motorcycle Racing

Sorted on Laps

KMSC Superbikes & Shirlaws KMSC Clubmans

Knockhill 1.267 miles

Race 10 - 1st Race

26/09/2015 15:15

Race (12 Laps) started at 15:24:29

Pos	No.	Name	Make/Model	CC	Class Code	Laps	Total Tm	Diff	Best Tm	In Lap	Best Speed
1	72	Sean GILFILLAN	Kawasaki	ZX10R	SB	12	10:18.057		50.818	10	89.753
2	79	Bruce BIRNIE	BMW	S1000RR	SB	12	10:18.973	0.916	50.646	10	90.058
3	179	Andrew TASKER	Kawasaki	ZX10R	SB	12	10:19.228	1.171	50.703	5	89.957
4	50	Tim HASTINGS	Kawasaki	ZX6R 600	SB	12	10:21.363	3.306	51.032	3	89.377
5	55	Donald MacFADYEN	BMW	S1000RR	SB	12	10:25.332	7.275	51.098	4	89.262
6	155	Scott SHAND	Yamaha	YZF R1	SB	12	10:26.046	7.989	51.267	3	88.967
7	24	Keith AMOR	BMW	S1000RR	SB	12	10:26.372	8.315	50.732	11	89.906
8	84	Darren ROSS	Kawasaki	ZX10R	SB	12	10:41.449	23.392	52.110	6	87.528
9	119	Kristopher DUNCAN	Kawasaki	ZX6R 600	C	12	10:46.715	28.658	52.858	7	86.290
10	63	Kenny PATERSON	BMW	S1000RR	C	12	10:47.422	29.365	52.612	5	86.693
11	11	Richard HUGHES	BMW	S1000RR	C	12	10:48.421	30.364	53.038	4	85.997
12	12	Neil BROWN	Honda	CBR1000	C	12	10:48.915	30.858	53.269	8	85.624
13	105	James VEVERS	Suzuki	GSXR1000	C	12	10:58.637	40.580	53.463	5	85.313
14	111	Jimmy SHANKS	KTM	RC8	C	12	10:59.140	41.083	53.725	3	84.897
15	69	Rodney SCOTT	BMW	S1000RR	C	12	11:02.652	44.595	54.329	12	83.953
16	141	Paul BOWEN	Suzuki	GSXR6000R	C	12	11:03.524	45.467	54.164	5	84.209
17	45	Gary HOPKINS	Yamaha	R1	C	12	11:08.561	50.504	54.637	6	83.480
18	76	Paul GAFFNEY	Yamaha	R6 600	C	12	11:14.299	56.242	54.744	3	83.317
19	44	David PRENTICE	Ducati	Panigale	C	11	10:20.305	1 Lap	54.981	11	82.958
20	33	Graeme BODEL	BMW	S1000RR	C	11	10:22.951	1 Lap	54.938	8	83.023
21	37	Steven PATERSON	Yamaha	R1	C	11	10:24.864	1 Lap	55.429	9	82.287
22	120	Roy WAUGH	BMW	S1000RR	C	11	10:28.778	1 Lap	55.612	3	82.016
23	22	Steven WATSON	Suzuki	GSXR750	C	11	10:49.319	1 Lap	57.990	3	78.653
24	4	James CRAWFORD	Yamaha	R1	C	11	11:11.756	1 Lap	1:00.157	10	75.820
25	86	Colin CAMERON	Aprilia	RSV1000	C	10	10:18.234	2 Laps	1:00.508	2	75.380

Not classified

DNF	47	Alan BRYCE	BMW	1000RR	SB	8	7:31.752	DNF	53.168	5	85.786
DNF	67	Des BURNS	Kawasaki	ZX10R	C	6	5:54.542	DNF	55.895	2	81.601
DNS	27	Peter DUNCAN	Ducati	1199s	C			DNS		0	-
DNS	171	Robert DOYLE	Suzuki	GSXR 1000	C			DNS		0	-

Margin of Victory	Avg. Speed	Best Lap Tm	Best Speed	Best Lap by
0.916	88.557	50.646	90.058	79 - Bruce BIRNIE

Clerk of the Course :

Orbits

Sig : Time :
 Chief Timekeeper : Ian Sharp (SMART Timing)
 Results available at www.mylaps.com and www.smart-timing.co.uk



KMSC National Motorcycle Racing

KMSC Superbikes & Shirlaws KMSC Clubmans

Knockhill 1.267 miles

Race 10 - 1st Race

26/09/2015 15:15

Race (12 Laps) started at 15:24:29

Lap	Time of Day	Lap Tm	S1	S2	S3	S3Spd	SFSpd	Lap	Time of Day	Lap Tm	S1	S2	S3	S3Spd	SFSpd
4	15:28:23.318	56.571	18.825	21.869	15.877	120.697	124.504								
5	15:29:19.193	55.875	18.798	21.301	15.776	126.857	124.968								
6	15:30:15.790	56.597	18.964	21.524	16.109	124.735	122.236								
7	15:31:12.262	56.472	18.939	21.573	15.960	124.504	121.572								
8	15:32:08.914	56.652	18.964	21.454	16.234	125.201	119.196								
9	15:33:04.664	55.750	18.724	21.287	15.739	127.098	123.815								
10	15:34:01.731	57.067	19.251	21.674	16.142	116.709	121.572								
11	15:34:58.458	56.727	19.069	21.705	15.953	126.618	121.352								

(22) Steven WATSON

1	15:25:35.244			22.947	16.951	124.044	117.116
2	15:26:33.492	58.248	19.488	22.392	16.368	125.435	118.147
3	15:27:31.482	57.990	19.565	22.045	16.380	126.618	117.733
4	15:28:30.168	58.686	19.799	22.481	16.406	126.142	117.321
5	15:29:28.765	58.597	19.789	22.156	16.652	126.618	115.903
6	15:30:27.167	58.402	19.668	22.112	16.622	124.735	116.912
7	15:31:25.510	58.343	19.686	22.014	16.643	126.380	117.116
8	15:32:23.646	58.136	19.347	21.948	16.841	127.339	118.356
9	15:33:21.935	58.289	19.597	22.170	16.522	125.905	116.912
10	15:34:20.408	58.473	19.663	22.130	16.680	128.068	117.116
11	15:35:18.999	58.591	19.615	22.177	16.799	126.142	117.940

(4) James CRAWFORD

1	15:25:37.021			23.365	17.510	112.786	114.129
2	15:26:37.807	1:00.786	20.216	23.143	17.427	116.912	112.976
3	15:27:38.687	1:00.880	20.176	23.356	17.348	116.304	113.549
4	15:28:39.007	1:00.320	19.967	23.043	17.310	115.504	113.357
5	15:29:39.519	1:00.512	19.911	23.016	17.585	114.910	112.220
6	15:30:39.734	1:00.215	20.051	22.899	17.265	117.940	114.910
7	15:31:40.431	1:00.697	20.213	23.434	17.050	114.910	112.597
8	15:32:40.616	1:00.185	19.899	22.979	17.307	117.321	113.357
9	15:33:40.989	1:00.373	19.919	23.171	17.283	114.910	113.357
10	15:34:41.146	1:00.157	19.765	23.301	17.091	117.116	115.107
11	15:35:41.436	1:00.290	19.911	22.870	17.509	115.504	110.374

(86) Colin CAMERON

1	15:25:36.756			23.294	17.849	117.526	108.941
2	15:26:37.264	1:00.508	19.916	23.270	17.322	117.116	109.474
3	15:27:38.538	1:01.274	19.970	23.901	17.403	114.323	110.193
4	15:28:39.638	1:01.100	20.294	23.643	17.163	114.129	109.296
5	15:29:40.194	1:00.556	19.747	23.401	17.408	116.506	109.118
6	15:30:42.025	1:01.831	21.205	23.346	17.280	115.703	109.296
7	15:31:42.691	1:00.666	20.047	23.196	17.423	117.733	110.922
8	15:32:44.533	1:01.842	20.503	23.716	17.623	113.935	111.105
9	15:33:45.984	1:01.451	20.119	23.698	17.634	115.504	109.296
10	15:34:47.914	1:01.930	20.338	23.507	18.085	114.129	107.544

(47) Alan BRYCE

1	15:25:27.571			20.594	15.409	128.805	123.587
2	15:26:21.221	53.650	17.789	20.423	15.438	129.053	123.587
3	15:27:15.724	54.503	18.233	20.686	15.584	129.053	126.857
4	15:28:09.709	53.985	18.185	20.442	15.358	132.102	123.133
5	15:29:02.877	53.168	17.625	20.117	15.426	132.362	129.551
6	15:29:57.398	54.521	18.671	20.481	15.369	132.624	126.857
7	15:30:50.981	53.583	17.954	20.283	15.346	131.070	126.142
8	15:32:01.432	1:10.451	19.094	23.469	27.888	88.299	30.476

(67) Des BURNS

1	15:25:32.475			22.354	16.177	126.142	123.587
2	15:26:28.370	55.895	18.377	21.360	16.158	125.435	121.352
3	15:27:24.994	56.624	19.056	21.607	15.961	127.581	120.697
4	15:28:20.972	55.978	18.859	21.295	15.824	129.302	122.236
5	15:29:17.046	56.074	18.660	21.341	16.073	127.824	120.480
6	15:30:24.222	1:07.176	19.657	22.873	24.646	110.012	34.169

Clerk of the Course :

Orbits

Sig : Time :

Chief Timekeeper : Ian Sharp (SMART Timing)

www.mylaps.com

Results available at www.mylaps.com and www.smart-timing.co.uk

Licensed to: SMART Timing


KMSC Superbikes & Shirlaws KMSC Clubmans

Knockhill 1.267 miles

Race 10 - 1st Race

26/09/2015 15:15

Race (12 Laps) started at 15:24:29



Competitors	Laps											
	1	2	3	4	5	6	7	8	9	10	11	12
Sean GILFILLAN (72)	1	72	72	72	72	72	72	72	72	72	72	72
Bruce BIRNIE (79)	2	79	79	79	79	79	79	79	79	79	79	79
Tim HASTINGS (50)	3	50	50	50	50	50	179	179	179	179	179	179
Andrew TASKER (179)	4	179	179	179	179	179	50	50	50	50	50	50
Donald MacFADYEN (55)	5	55	55	55	55	55	55	55	55	55	55	55
Scott SHAND (155)	6	155	155	155	155	155	155	155	155	155	155	155
Alan BRYCE (47)	7	47	47	11	24	24	24	24	24	24	24	24
Richard HUGHES (11)	8	11	11	47	11	84	84	84	84	84	84	84
Kristopher DUNCAN (119)	9	119	119	119	84	11	11	11	63	63	63	119
Darren ROSS (84)	10	84	84	84	47	63	63	63	119	119	119	63
Neil BROWN (12)	11	12	12	24	63	47	119	119	11	11	11	11
Kenny PATERSON (63)	12	63	63	12	119	119	47	47	12	12	12	12
Paul GAFFNEY (76)	13	76	24	63	12	12	12	111	111	111	111	105
Jimmy SHANKS (111)	14	111	111	111	111	111	111	105	105	105	105	111
Keith AMOR (24)	15	24	76	76	105	105	105	105	69	69	69	69
James VEVERS (105)	16	105	105	105	76	76	69	69	141	141	141	141
Rodney SCOTT (69)	17	69	69	69	69	69	141	141	45	45	45	45
Gary HOPKINS (45)	18	45	45	45	45	141	76	45	76	76	76	76
Paul BOWEN (141)	19	141	141	141	141	45	45	76	47	44	44	44
Des BURNS (67)	20	67	67	67	67	44	44	44	44	33	33	33
Steven PATERSON (37)	21	37	37	37	44	67	37	33	33	37	37	37
Graeme BODEL (33)	22	33	33	44	37	37	33	37	37	120	120	120
Roy WAUGH (120)	23	120	44	33	33	33	120	120	120	22	22	22
David PRENTICE (44)	24	44	120	120	120	120	67	22	22	4	4	4
Steven WATSON (22)	25	22	22	22	22	22	22	4	4	86	86	
Colin CAMERON (86)	26	86	86	86	4	4	4	86	86			
James CRAWFORD (4)	27	4	4	4	86	86	86					
-	28											
-	29											

Clerk of the Course :

Orbits

Sig : Time :

Chief Timekeeper : Ian Sharp (SMART Timing)

Results available at www.mylaps.com and www.smart-timing.co.uk

www.mylaps.com

Licensed to: SMART Timing

KMSC National Motorcycle Racing

KMSC Superbikes & Shirlaws KMSC Clubmans

Knockhill 1.267 miles

Race 17 - 2nd Race

27/09/2015 10:45

Race (10 Laps)

POLE POSITION

1	1 72 Sean GILFILLAN	2 79 Bruce BIRNIE	3 179 Andrew TASKER
2	4 50 Tim HASTINGS	5 55 Donald MacFADYEN	6 155 Scott SHAND
3	7 24 Keith AMOR	8 84 Darren ROSS	9 119 Kristopher DUNCAN
4	10 63 Kenny PATERSON	11 11 Richard HUGHES	12 12 Neil BROWN
5	13 105 James VEVERS	14 111 Jimmy SHANKS	15 69 Rodney SCOTT
6	16 141 Paul BOWEN	17 45 Gary HOPKINS	18 76 Paul GAFFNEY
7	19 44 David PRENTICE	20 33 Graeme BODEL	21 37 Steven PATERSON
8	22 120 Roy WAUGH	23 22 Steven WATSON	24 4 James CRAWFORD
9	25 86 Colin CAMERON	26 47 Alan BRYCE	27 67 Des BURNS
10	28 27 Peter DUNCAN	29 171 Robert DOYLE	

Clerk of the Course :

Orbits

Sig : Time :

Chief Timekeeper : Ian Sharp (SMART Timing)

Results available at www.mylaps.com and www.smart-timing.co.uk

www.mylaps.com

Licensed to: SMART Timing

Printed: 26/09/2015 15:37:20

KMSC National Motorcycle Racing**Sorted on Laps**

KMSC 125's

Knockhill 1.267 miles

Race 11 - 2nd Race

26/09/2015 15:30

Race (10 Laps) started at 15:41:13

Pos	No.	Name	Make/Model	CC	Class Code	Laps	Total Tm	Diff	Best Tm	In Lap	Best Speed
1	19	James ALDERSON	Honda	125	F125	10	10:33.671		1:02.154	8	73.384
2	11	Lewis PATERSON	Aprilia	RS125	F125	10	10:42.095	8.424	1:03.536	9	71.788
3	34	Jordan GILL	KTM	RC390	F125	10	10:44.924	11.253	1:03.398	9	71.944
4	27	James McLAREN	Aprilia	RS125	F125	10	10:53.127	19.456	1:04.328	4	70.904
5	9	Rishon HICKEY	Aprilia	RS125	F125	10	10:58.157	24.486	1:04.780	7	70.409
6	88	Lewis NICOL	Aprilia	RS125	F125	10	11:27.921	54.250	1:07.578	9	67.494
7	7	Josh HODGE	Metrakit	GP70	F125	9	10:36.138	1 Lap	1:09.351	3	65.768
Not classified											
DNF	47	Joel BAVIDGE	Aprilia	RS125	F125	7	8:28.691	DNF	1:11.479	6	63.810
DNF	15	Finlay MILNE	Aprilia	RS125	F125	6	8:24.531	DNF	1:19.716	3	57.217
DNF	21	Marc GIBSON	Aprilia	RS125	F125	1	1:24.629	DNF		0	-

Margin of Victory	Avg. Speed	Best Lap Tm	Best Speed	Best Lap by
8.424	71.979	1:02.154	73.384	19 - James ALDERSON

Clerk of the Course :

Orbits

Sig :

Time :

Chief Timekeeper : Ian Sharp (SMART Timing)

Results available at www.mylaps.com and www.smart-timing.co.uk

Printed: 28/09/2015 17:49:35




KMSC 125's

Knockhill 1.267 miles

Race 11 - 2nd Race

26/09/2015 15:30

Race (10 Laps) started at 15:41:13



Competitors	Laps										
	1	2	3	4	5	6	7	8	9	10	
Jordan GILL (34)	1	34	19	19	19	19	19	19	19	19	19
Lewis PATERSON (11)	2	11	11	11	11	11	11	11	11	11	11
James ALDERSON (19)	3	19	34	34	34	34	34	34	34	34	34
James McLAREN (27)	4	27	27	27	27	27	27	27	27	27	27
Rishon HICKEY (9)	5	9	9	9	9	9	9	9	9	9	9
Josh HODGE (7)	6	7	88	88	88	88	88	88	88	88	88
Lewis NICOL (88)	7	88	7	7	7	7	7	7	7	7	7
Joel BAVIDGE (47)	8	47	47	47	47	47	47	47	47	47	47
Marc GIBSON (21)	9	21	15	15	15	15	15	15	15	15	15
Finlay MILNE (15)	10	15	15	15	15	15	15	15	15	15	15

KMSC National Motorcycle Racing

KMSC 125's

Knockhill 1.267 miles

Race 18 - 3rd Race

27/09/2015 11:00

Race (10 Laps)

POLE POSITION

1
1
19 James ALDERSON

2
11 Lewis PATERSON

3
34 Jordan GILL

2
4
27 James McLAREN

5
9 Rishon HICKEY

6
88 Lewis NICOL

3
7
7 Josh HODGE

8
47 Joel BAVIDGE

9
15 Finlay MILNE

4
10
21 Marc GIBSON

Clerk of the Course :

Orbits

Sig : Time :

Chief Timekeeper : Ian Sharp (SMART Timing)

Results available at www.mylaps.com and www.smart-timing.co.uk

www.mylaps.com

Licensed to: SMART Timing

Printed: 26/09/2015 15:54:37

KMSC National Motorcycle Racing**Sorted on Laps**

KMSC Sidecars

Knockhill 1.267 miles

Race 12 - 1st Race - Re-Start

26/09/2015 15:50

Race (8 Laps) started at 16:13:47

Pos	No.	Name	Make/Model	CC	Class	Laps	Total Tm	Diff	Best Tm	In Lap	Best Speed
1	33	HEGGARTY / NEAVE	F1 LCR Suzuki		SC	8	7:10.052		52.703	5	86.543
2	29	KERSHAW / WILSON	LCR Kawasaki		SC	8	7:11.252	1.200	53.039	2	85.995
3	16	B BIRCHALL / T BIRCHALL	LCR	600	SC	8	7:22.121	12.069	53.600	3	85.095
4	8	BELL / JACKMAN	Suzuki	R50	SC	8	7:33.569	23.517	55.576	3	82.069
5	15	SHAND / BELSEY	Shand F2 Honda	1000	SC	8	7:53.492	43.440	58.454	4	78.029
6	23	DUCAT / HUTCHISON	Couperman LCR	750	SC	8	8:04.230	54.178	59.265	4	76.961
7	2	GAFFNEY / GAFFNEY	LCR Suzuki	1000	SC	8	8:09.226	59.174	1:00.269	7	75.679
8	73	K PRING / W PRING	Honda FZ	600	SC	7	7:17.335	1 Lap	1:01.062	2	74.696
9	38	HOSKISSON / HARDIE	F2 Ireson Yamaha		SC	7	7:19.630	1 Lap	1:01.248	2	74.469
10	666	K ANDREWS Jnr / LITHGOW	Winstanley	R6	SC	7	7:47.028	1 Lap	1:05.454	4	69.684
11	50	BROWNE / McKAY	Ireson Thundercat	600	SC	6	7:41.489	2 Laps	1:13.423	2	62.121

Not classified

DNS	5	ANDREWS Snr / NIX	RCN GSXR	1000	SC			DNS		0	-
DNS	99	O'NEIL / GALLAGHAR	Suzuki	1000	SC			DNS		0	-
DNS	88	NICOL / PRYDE	LCR Suzuki	GSXR1000	SC			DNS		0	-
DNS	11	MAYHEW / MAYHEW	Ireson Honda	1000	SC			DNS		0	-

Announcements

RED FLAG after Leader completed 3 Laps - Race re-started over 8 Laps.

Margin of Victory	Avg. Speed	Best Lap Tm	Best Speed	Best Lap by
1.200	84.847	52.703	86.543	33 - HEGGARTY / NEAVE

Clerk of the Course :

Orbits

Sig : Time :

Chief Timekeeper : Ian Sharp (SMART Timing)

Results available at www.mylaps.com and www.smart-timing.co.uk

Printed: 28/09/2015 18:01:06




KMSC Sidecars

Knockhill 1.267 miles

Race 12 - 1st Race - Re-Start

26/09/2015 15:50

Race (8 Laps) started at 16:13:47



Competitors	Laps							
	1	2	3	4	5	6	7	8
HEGGARTY / NEAVE (33)	33	29	29	33	33	33	33	33
KERSHAW / WILSON (29)	29	33	33	29	29	29	29	29
B BIRCHALL / T BIRCHALL (16)	16	16	16	16	16	16	16	16
BELL / JACKMAN (8)	8	8	8	8	8	8	8	8
SHAND / BELSEY (15)	15	15	15	15	15	15	15	15
DUCAT / HUTCHISON (23)	23	23	23	23	23	23	23	23
GAFFNEY / GAFFNEY (2)	2	2	2	2	2	2	2	2
K PRING / W PRING (73)	73	73	73	73	73	73	73	73
HOSKISSON / HARDIE (38)	38	38	38	38	38	38	38	38
K ANDREWS Jnr / LITHGOW (666)	666	666	666	666	666	666	666	666
BROWNE / McKAY (50)	50	50	50	50	50	50	50	50
-	12							
-	13							
-	14							
-	15							

KMSC National Motorcycle Racing

KMSC Sidecars

Knockhill 1.267 miles

Race 19 - 2nd Race

27/09/2015 11:15

Race (10 Laps)

POLE POSITION

1

1

33 HEGGARTY / NEAVE

2

29 KERSHAW / WILSON

2

3

16 B BIRCHALL / T BIRCHALL

4

8 BELL / JACKMAN

3

5

15 SHAND / BELSEY

6

23 DUCAT / HUTCHISON

4

7

2 GAFFNEY / GAFFNEY

8

73 K PRING / W PRING

5

9

38 HOSKISSON / HARDIE

10

666 K ANDREWS Jnr / LITHGOW

6

11

50 BROWNE / McKAY

12

5 ANDREWS Snr / NIX

7

13

99 O'NEIL / GALLAGHAR

14

88 NICOL / PRYDE

8

15

11 MAYHEW / MAYHEW

Clerk of the Course :

Orbits

Sig : Time :

Chief Timekeeper : Ian Sharp (SMART Timing)

Results available at www.mylaps.com and www.smart-timing.co.uk

www.mylaps.com

Licensed to: SMART Timing

Printed: 26/09/2015 16:27:57

KMSC National Motorcycle Racing

Sorted on Laps

Novice Race

Knockhill 1.267 miles

Race 131- 1st Race

26/09/2015 16:00

Race (8 Laps) started at 16:26:52

Pos	No.	Name	Make/Model	CC	Class Code	Laps	Total Tm	Diff	Best Tm	In Lap	Best Speed
1	69	Rodney SCOTT	BMW	S1000RR	C	8	7:22.045		54.401	7	83.842
2	75	Charlie BUNYAN	Yamaha	R6 600	S6	8	7:27.005	4.960	55.083	2	82.804
3	37	Steven PATERSON	Yamaha	R1	C	8	7:35.621	13.576	55.363	7	82.385
4	44	David PRENTICE	Ducati	Panigale	C	8	7:35.783	13.738	54.825	7	83.194
5	45	Gary HOPKINS	Yamaha	R1	C	8	7:39.154	17.109	55.360	4	82.390
6	27	Peter DUNCAN	Ducati	1199s	C	8	7:39.736	17.691	56.355	7	80.935
7	50	Barry GARRETT	Suzuki	GSXR	S6	8	7:42.787	20.742	56.948	7	80.092
8	68	Scott ROBERTSON	Suzuki	SV650	SL	8	7:43.619	21.574	56.991	5	80.032
9	127	Andrew DONALD	Yamaha	R6 600	S6	8	7:44.355	22.310	56.015	8	81.426
10	35	Kevin GILES	Kawasaki	ZX6	S6	8	7:51.699	29.654	58.183	8	78.392
11	63	Chris EASTWOOD	Suzuki	GSXR600	S6	8	7:52.618	30.573	57.533	7	79.278
12	15	Jon DICKIE	Yamaha	R6 600	PI6	8	7:53.298	31.253	57.752	7	78.977
13	33	Scott LOGAN	Honda	CBR 600	PI6	8	7:54.778	32.733	58.115	4	78.484
14	58	Jamie LOCH	Suzuki	GSXR600	S6	8	7:56.738	34.693	57.523	7	79.292
15	158	Barry STEWART	Yamaha	R6 600	PI6	8	7:58.574	36.529	58.922	3	77.409
16	22	Steven WATSON	Suzuki	GSXR750	C	8	7:59.552	37.507	57.589	3	79.201
17	76	Steven BEATTIE	Yamaha	R6 600	PI6	8	7:59.603	37.558	58.190	6	78.383
18	171	Robert DOYLE	Suzuki	GSXR 1000	C	8	8:04.529	42.484	58.213	6	78.352
19	81	Stewart MARR	Yamaha	R6 600	PI6	8	8:08.028	45.983	58.542	5	77.911
20	54	Cameron ROBB	Yamaha	R6 600	PI6	8	8:11.004	48.959	59.250	7	76.980
21	4	James CRAWFORD	Yamaha	R1	C	8	8:11.437	49.392	1:00.352	3	75.575
22	199	Ross WATTS	Yamaha	R6 600	PI6	8	8:12.683	50.638	59.962	7	76.066
23	55	David MUNRO	Yamaha	R6 600	S6	8	8:15.698	53.653	59.909	7	76.134
24	90	Dean CRAWFORD	Yamaha	R6 600	S6	8	8:17.489	55.444	59.738	5	76.352
25	86	Colin CAMERON	Aprilia	RSV1000	C	8	8:18.070	56.025	1:00.977	5	74.800
26	135	Ross BEATTIE	Yamaha	R6 600	PI6	7	7:26.241	1 Lap	1:02.041	5	73.517
27	127	Brian CHALMERS	Kawasaki	ZX7R	SL	7	7:26.360	1 Lap	1:02.031	2	73.529
28	112	Gordon MILLAR	Suzuki	SV650	SL	7	8:03.456	1 Lap	1:07.395	5	67.677

Margin of Victory	Avg. Speed	Best Lap Tm	Best Speed	Best Lap by
4.960	82.545	54.401	83.842	69 - Rodney SCOTT

Clerk of the Course :

Orbits

Sig : Time :

Chief Timekeeper : Ian Sharp (SMART Timing)

Results available at www.mylaps.com and www.smart-timing.co.uk

Printed: 28/09/2015 18:15:24




Novice Race

Knockhill 1.267 miles

Race 131- 1st Race

26/09/2015 16:00

Race (8 Laps) started at 16:26:52



Competitors	Laps							
	1	2	3	4	5	6	7	8
Rodney SCOTT (69)	1	69	69	69	69	69	69	69
Charlie BUNYAN (75)	2	75	75	75	75	75	75	75
Barry GARRETT (50)	3	50	50	37	37	37	37	37
Scott ROBERTSON (68)	4	68	68	37	50	27	44	44
Kevin GILES (35)	5	35	37	68	27	44	27	45
Steven PATERSON (37)	6	37	27	27	44	50	45	27
Peter DUNCAN (27)	7	27	35	44	68	45	50	50
Scott LOGAN (33)	8	33	127	45	45	68	68	68
Barry STEWART (158)	9	158	44	35	127	127	127	127
Andrew DONALD (127)	10	127	33	127	35	35	35	35
Chris EASTWOOD (63)	11	63	158	33	33	33	63	63
David PRENTICE (44)	12	44	45	158	63	63	15	15
Jamie LOCH (58)	13	58	63	63	15	15	15	33
Gary HOPKINS (45)	14	45	58	15	158	158	158	58
Jon DICKIE (15)	15	15	15	58	58	58	58	76
Steven BEATTIE (76)	16	76	76	76	76	76	158	22
Ross WATTS (199)	17	199	4	22	22	22	22	76
James CRAWFORD (4)	18	4	199	4	171	171	171	171
Colin CAMERON (86)	19	86	86	171	4	4	81	81
Stewart MARR (81)	20	81	81	199	81	81	4	54
Steven WATSON (22)	21	22	22	81	199	199	54	4
Robert DOYLE (171)	22	171	171	86	86	54	199	199
Cameron ROBB (54)	23	54	54	54	54	86	86	55
Brian CHALMERS (127)	24	127	127	127	55	55	55	86
Ross BEATTIE (135)	25	135	55	55	90	90	90	86
David MUNRO (55)	26	55	135	90	127	127	127	135
Dean CRAWFORD (90)	27	90	90	135	135	135	135	127
Gordon MILLAR (112)	28	112	112	112	112	112	112	112

Clerk of the Course :

Orbits

Sig :

Time :

Chief Timekeeper : Ian Sharp (SMART Timing)

Results available at www.mylaps.com and www.smart-timing.co.uk

www.mylaps.com

Licensed to: SMART Timing

KMSC National Motorcycle Racing

Sorted on best lap time

Scottish Championship Superstock 600

Knockhill 1.267 miles

Warm Up

27/09/2015 08:30

Practice (10:00 Time) started at 8:29:57

Pos	No.	Name	Make/Model	CC	Class Code	Laps	Best Tm	Diff	Best Speed	2nd Best
1	99	Callum GRIGOR	Kawasaki	ZX6R 600	S6	5	53.410		85.398	54.806
2	8	Lewis ROLLO	Kawasaki	ZXR 600	S6	4	54.664	1.254	83.439	54.813
3	7	Jodie CHALK	Triumph	675	S6	6	55.234	1.824	82.578	55.604
4	45	Ewan GRAY	Kawasaki	ZX6R 600	S6	8	55.266	1.856	82.530	55.981
5	2	Angus MEARNS	Yamaha	R6 600	S6	7	56.186	2.776	81.178	56.229
6	93	Kyle DUNCAN	Kawasaki	ZX6R 600	S6	9	56.760	3.350	80.358	57.087
7	72	Peter DUNCAN	Triumph	675R	S6	8	58.024	4.614	78.607	58.744
8	50	Barry GARRETT	Suzuki	GSXR	S6	8	58.565	5.155	77.881	58.945
9	27	Andrew DONALD	Yamaha	R6 600	S6	8	58.899	5.489	77.439	58.958
10	90	Dean CRAWFORD	Yamaha	R6 600	S6	7	59.868	6.458	76.186	1:00.330
11	58	Jamie LOCH	Suzuki	GSXR600	S6	8	1:00.607	7.197	75.257	1:01.022
12	55	David MUNRO	Yamaha	R6 600	S6	8	1:01.176	7.766	74.557	1:01.900
13	35	Kevin GILES	Kawasaki	ZX6	S6	8	1:01.525	8.115	74.134	1:02.112

Clerk of the Course :

Orbits

Sig : Time :

Chief Timekeeper : Ian Sharp (SMART Timing)

Results available at www.mylaps.com and www.smart-timing.co.uk

Printed: 28/09/2015 18:14:03



KMSC National Motorcycle Racing**Sorted on best lap time****KMSC Cupar Motorcycles Pre-Injection 600****Knockhill 1.267 miles****Warm Up****27/09/2015 08:45****Practice (10:00 Time) started at 8:40:17**

Pos	No.	Name	Make/Model	CC	Class Code	Laps	Best Tm	Diff	Best Speed	2nd Best
1	84	Kyle HARPER	Yamaha	R6 600	PI6	8	56.568		80.630	56.928
2	11	Patrick FORMAN	Yamaha	R6 600	PI6	7	56.581	0.013	80.612	56.585
3	47	Steven HADDOW	Yamaha	R6 600	PI6	8	56.754	0.186	80.366	57.661
4	48	David McCAFFERTY	Yamaha	R6 600	PI6	8	56.914	0.346	80.140	57.281
5	86	Russell WILL	Yamaha	R6 600	PI6	6	57.918	1.350	78.751	58.957
6	41	Kieran MURRAY	Kawasaki	ZX6 600	PI6	8	58.006	1.438	78.631	58.489
7	21	Michael BURKE	Yamaha	R6 600	PI6	8	58.504	1.936	77.962	58.598
8	89	Alex BASS	Yamaha	R6 600	PI6	4	59.137	2.569	77.128	59.911
9	36	Crichton CAMPBELL	Honda	CBR 600	PI6	7	59.178	2.610	77.074	59.972
10	33	Scott LOGAN	Honda	CBR 600	PI6	8	59.438	2.870	76.737	59.878
11	81	Stewart MARR	Yamaha	R6 600	PI6	8	59.942	3.374	76.092	1:00.316
12	76	Steven BEATTIE	Yamaha	R6 600	PI6	7	1:01.432	4.864	74.246	1:02.002
13	6	James WILKEN	Yamaha	R6 600	PI6	7	1:01.947	5.379	73.629	1:02.738
14	64	Andrew CUTHBERT	Kawasaki	ZXR 600	PI6	7	1:02.021	5.453	73.541	1:02.301
15	35	Ross BEATTIE	Yamaha	R6 600	PI6	7	1:02.200	5.632	73.329	1:03.762
16	119	Allan HARROW	Yamaha	R6 600	PI6	5	1:02.295	5.727	73.218	1:05.037
17	58	Barry STEWART	Yamaha	R6 600	PI6	8	1:02.506	5.938	72.970	1:02.793
18	54	Cameron ROBB	Yamaha	R6 600	PI6	7	1:02.889	6.321	72.526	1:04.138
19	199	Ross WATTS	Yamaha	R6 600	PI6	8	1:03.241	6.673	72.122	1:04.094
20	92	Andrew CRAIGMILE	Yamaha	R6 600	PI6	4	1:04.182	7.614	71.065	1:05.985
21	73	Fraser CAMERON	Yamaha	YZF 600	PI6	7	1:07.805	11.237	67.268	1:08.280
22	45	Gerry SULLIVAN	Kawasaki	ZX6R 600	PI6	4	1:08.173	11.605	66.905	1:09.473
23	29	Ross CLIMSON	Yamaha	R6 600	PI6	5	1:10.928	14.360	64.306	1:13.984

Clerk of the Course :

Orbits

Sig : Time :

Chief Timekeeper : Ian Sharp (SMART Timing)

Results available at www.mylaps.com and www.smart-timing.co.uk

Printed: 28/09/2015 17:53:08



KMSC National Motorcycle Racing

KMSC Cupar Motorcycles Pre-Injection 600

Knockhill 1.267 miles

Warm Up

27/09/2015 08:45

Practice (10:00 Time) started at 8:40:17

Lap	Time of Day	Lap Tm	S1	S2	S3	S3Spd	SFSpd	Lap	Time of Day	Lap Tm	S1	S2	S3	S3Spd	SFSpd
2	8:42:44.623	1:07.325			18.218	115.107	111.660								
3	8:43:47.654	1:03.031			18.241	119.835	112.786								
4	8:44:51.026	1:03.372	21.291	24.832	17.249	118.565	110.193								
5	8:45:53.819	1:02.793			17.558	110.374	110.739								
6	8:46:58.529	1:04.710			18.050	108.941	109.474								
7	8:48:01.035	1:02.506	20.579	23.942	17.985	114.910	109.474								
8	8:49:04.025	1:02.990	21.095	24.252	17.643	113.357	110.922								

(54) Cameron ROBB

1	8:41:42.496			28.286	18.892	101.218	102.298
2	8:42:49.921	1:07.425			18.412	103.561	103.402
3	8:43:55.757	1:05.836			18.723	106.520	98.979
4	8:45:00.360	1:04.603	21.854	25.224	17.525	108.413	104.692
5	8:46:04.498	1:04.138	21.080	25.051	18.007	104.692	105.515
6	8:47:07.387	1:02.889	20.383	24.940	17.566	107.030	103.242
7	8:48:19.396	1:12.009	21.371	25.352	25.286	108.588	20.834

(199) Ross WATTS

1	8:41:34.937				19.191	109.832	104.856
2	8:42:41.046	1:06.109			18.016	113.166	107.890
3	8:43:47.312	1:06.266	21.818	25.782	18.666	114.714	108.238
4	8:44:51.524	1:04.212			17.879	114.910	107.544
5	8:45:58.169	1:06.645			18.615	114.129	106.015
6	8:47:02.268	1:04.099			17.790	116.103	108.764
7	8:48:06.362	1:04.094	21.505	24.539	18.050	114.323	106.520
8	8:49:09.603	1:03.241	21.321	24.049	17.871	114.323	105.681

(92) Andrew CRAIGMILE

1	8:41:36.227				19.756	114.518	109.296
2	8:42:42.212	1:05.985	21.454	26.047	18.484	117.526	110.012
3	8:43:46.394	1:04.182			17.493	120.049	110.739
4	8:44:53.749	1:07.355		23.206	24.208	113.742	30.882

(73) Fraser CAMERON

1	8:41:49.106			27.654	21.622	106.689	89.239
2	8:42:58.370	1:09.264	24.156	25.772	19.336	110.922	101.218
3	8:44:06.175	1:07.805	23.298	25.772	18.735	110.193	107.890
4	8:45:14.455	1:08.280	23.013	25.982	19.285	108.064	104.043
5	8:46:23.204	1:08.749	23.129	26.009	19.611	105.020	93.595
6	8:47:34.820	1:11.616	25.874	25.607	20.135	110.193	104.366
7	8:48:49.630	1:14.810	21.916	25.861	27.033	99.419	22.656

(45) Gerry SULLIVAN

1	8:41:43.678			28.489	20.398	101.371	101.987
2	8:42:51.851	1:08.173	23.127	26.160	18.886	109.118	102.611
3	8:44:01.324	1:09.473	23.038	26.745	19.690	104.856	96.281
4	8:45:19.104	1:17.780	23.484	26.969	27.327	105.349	32.704

(29) Ross CLIMSON

1	8:41:48.607			29.923	22.248	90.198	77.135
2	8:43:06.752	1:18.145	26.386	29.441	22.318	80.561	77.491
3	8:44:20.736	1:13.984			20.472	88.767	105.515
4	8:45:31.664	1:10.928			20.008	94.252	95.459
5	8:46:52.011	1:20.347	23.217	26.827	30.303	91.677	25.860

Clerk of the Course :

Orbits

Sig : Time :

Chief Timekeeper : Ian Sharp (SMART Timing)

Results available at www.mylaps.com and www.smart-timing.co.uk

www.mylaps.com

Licensed to: SMART Timing

KMSC National Motorcycle Racing**Sorted on best lap time**

Scottish Championship Lightweights

Knockhill 1.267 miles

Warm Up

27/09/2015 09:00

Practice (10:00 Time) started at 8:50:31

Pos	No.	Name	Make/Model	CC	Class Code	Laps	Best Tm	Diff	Best Speed	2nd Best
1	33	Adrian CLARK	Kawasaki	ER6	SL	6	56.421		80.840	56.963
2	68	Scott ROBERTSON	Suzuki	SV650	SL	8	57.744	1.323	78.988	58.388
3	31	Torquil PATERSON	Kawasaki	ER6	SL	7	57.880	1.459	78.803	1:01.619
4	42	Mark IRONSIDE	Kawasaki	XR600	SL	8	58.252	1.831	78.299	59.137
5	15	Keith DICKIE	Kawasaki	ER6	SL	4	59.067	2.646	77.219	1:00.350
6	21	Grant REID	Kawasaki	ER6	SL	8	59.111	2.690	77.161	59.192
7	12	Dan JAMES	Suzuki	SV650	SL	8	59.237	2.816	76.997	1:00.025
8	13	Andrew BARTON	Suzuki	SV650	SL	8	59.374	2.953	76.820	59.687
9	55	Tom ROBINSON	Aprilia	RRV 450	SL	7	1:00.463	4.042	75.436	1:00.957
10	79	Ashley ROBSON	Kawasaki	ZXR400	SL	8	1:02.679	6.258	72.769	1:02.890
11	10	Marc McEWAN	Kawasaki	ER650	SL	7	1:02.911	6.490	72.501	1:03.044
12	8	Robin LAMB	Aprilia	RSV250	SL	7	1:03.227	6.806	72.138	1:03.968
13	25	Jim PURVIS	Yamaha	FZR400	SL	7	1:03.296	6.875	72.060	1:03.335
14	17	Michael CRITCHELL	Suzuki	SV650	SL	7	1:05.325	8.904	69.822	1:07.739
15	73	Rae MALONEY	Kawasaki	ER6	SL	7	1:06.704	10.283	68.378	1:07.472
16	112	Gordon MILLAR	Suzuki	SV650	SL	6	1:06.734	10.313	68.347	1:06.932
17	16	Gerry KEIRNAN	Suzuki	SV650	SL	7	1:07.383	10.962	67.689	1:08.493
18	74	Christine WATSON	Honda	CBR400RR	SL	7	1:08.745	12.324	66.348	1:09.384
19	11	Lianne MAYHEW	Kawasaki	ZX6R 400	SL	6	1:09.765	13.344	65.378	1:10.416
20	34	Charles MORRISON	Kawasaki	ZXR400	SL	6	1:13.741	17.320	61.853	1:16.323

Clerk of the Course :

Orbits

Sig : Time :

Chief Timekeeper : Ian Sharp (SMART Timing)

Results available at www.mylaps.com and www.smart-timing.co.uk

Printed: 28/09/2015 17:58:17



KMSC National Motorcycle Racing

Scottish Championship Lightweights

Knockhill 1.267 miles

Warm Up

27/09/2015 09:00

Practice (10:00 Time) started at 8:50:31

Lap	Time of Day	Lap Tm	S1	S2	S3	S3Spd	SFSpd	Lap	Time of Day	Lap Tm	S1	S2	S3	S3Spd	SFSpd
2	8:53:30.096	1:19.983	27.735	30.805	21.443	88.532	86.590								
3	8:54:44.326	1:14.230	25.243	28.399	20.588	90.686	93.205								
4	8:55:56.438	1:12.112	24.405	27.311	20.396	88.299	94.651								
5	8:57:05.872	1:09.434	23.557	26.595	19.282	96.558	90.686								
6	8:58:13.255	1:07.383			18.738	101.832	96.976								
7	8:59:21.748	1:08.493		27.352	18.894	99.272	95.459								

(74) Christine WATSON

1	8:52:13.566			29.578	20.801	96.143	90.077								
2	8:53:29.069	1:15.503	25.515	29.113	20.875	96.697	89.957								
3	8:54:40.872	1:11.803	24.028	27.607	20.168	97.257	91.303								
4	8:55:52.366	1:11.494	24.159	27.169	20.166	99.419	91.677								
5	8:57:01.750	1:09.384	23.467	26.666	19.251	99.714	91.303								
6	8:58:10.495	1:08.745			19.331	97.967	90.686								
7	8:59:32.185	1:21.690		28.198	29.404	97.257	22.618								

(11) Lianne MAYHEW

1	8:52:03.788			29.624	21.751	97.399	90.077								
2	8:53:15.675	1:11.887	24.414	27.523	19.950	99.863	91.303								
3	8:54:26.091	1:10.416	23.653	26.689	20.074	100.161	88.649								
4	8:55:36.704	1:10.613	23.832	26.805	19.976	99.125	89.239								
5	8:56:46.469	1:09.765	23.166	26.761	19.838	99.714	89.957								
6	8:58:05.212	1:18.743	23.710	27.552	27.481	97.967	28.988								

(34) Charles MORRISON

1	8:52:16.416			32.768	23.648	84.095	82.849								
2	8:53:33.619	1:17.203	25.721	29.278	22.204	88.884	84.518								
3	8:54:49.942	1:16.323	25.405	28.957	21.961	91.802	84.412								
4	8:56:06.391	1:16.449	25.403	29.128	21.918	84.839	82.039								
5	8:57:26.063	1:19.672	27.706	30.232	21.734	91.303	82.849								
6	8:58:39.804	1:13.741	24.528	27.858	21.355	92.435	80.368								

Clerk of the Course :

Orbits

Sig : Time :

Chief Timekeeper : Ian Sharp (SMART Timing)

Results available at www.mylaps.com and www.smart-timing.co.uk

www.mylaps.com

Licensed to: SMART Timing

Printed: 27/09/2015 09:02:02

Page 2/2

KMSC National Motorcycle Racing

Sorted on best lap time

Scottish Championship Superbikes & KMSC Clubmans

Knockhill 1.267 miles

Warm Up

27/09/2015 09:15

Practice (10:00 Time) started at 9:00:50

Pos	No.	Name	Make/Model	CC	Class Code	Laps	Best Tm	Diff	Best Speed	2nd Best
1	72	Sean GILFILLAN	Kawasaki	ZX10R	SB	9	51.886		87.906	52.268
2	112	William MONIE	Ducati	899	SB	8	53.344	1.458	85.503	54.313
3	155	Scott SHAND	Yamaha	YZF R1	SB	5	53.416	1.530	85.388	54.801
4	55	Donald MacFADYEN	BMW	S1000RR	SB	6	53.686	1.800	84.959	53.806
5	84	Darren ROSS	Kawasaki	ZX10R	SB	9	53.730	1.844	84.889	53.797
6	12	Neil BROWN	Honda	CBR1000	C	6	54.222	2.336	84.119	54.601
7	79	Bruce BIRNIE	BMW	S1000RR	SB	6	54.264	2.378	84.054	54.668
8	47	Alan BRYCE	BMW	1000RR	SB	9	54.540	2.654	83.628	54.546
9	119	Kristopher DUNCAN	Kawasaki	ZX6R 600	C	7	55.159	3.273	82.690	55.249
10	33	Graeme BODEL	BMW	S1000RR	C	9	55.472	3.586	82.223	55.995
11	37	Steven PATERSON	Yamaha	R1	C	7	55.629	3.743	81.991	56.957
12	11	Richard HUGHES	BMW	S1000RR	C	9	55.771	3.885	81.783	56.386
13	63	Kenny PATERSON	BMW	S1000RR	C	7	55.786	3.900	81.761	58.608
14	69	Rodney SCOTT	BMW	S1000RR	C	8	55.950	4.064	81.521	56.025
15	105	James VEVERS	Suzuki	GSXR1000	C	8	56.173	4.287	81.197	56.546
16	141	Paul BOWEN	Suzuki	GSXR6000R	C	6	56.267	4.381	81.062	58.097
17	45	Gary HOPKINS	Yamaha	R1	C	5	56.499	4.613	80.729	56.983
18	120	Roy WAUGH	BMW	S1000RR	C	6	56.932	5.046	80.115	58.637
19	44	David PRENTICE	Ducati	Panigale	C	6	57.310	5.424	79.586	57.414
20	171	Robert DOYLE	Suzuki	GSXR 1000	C	8	57.516	5.630	79.301	57.637
21	82	Geraint JONES	Suzuki	GSXR1000	C	8	58.460	6.574	78.021	58.607
22	111	Jimmy SHANKS	KTM	RC8	C	4	58.845	6.959	77.510	59.093
23	54	Gordon DUNCAN	Ducati	Panigale 899	C	5	59.830	7.944	76.234	1:00.073
24	22	Steven WATSON	Suzuki	GSXR750	C	7	1:00.255	8.369	75.696	1:00.284
25	4	James CRAWFORD	Yamaha	R1	C	8	1:00.309	8.423	75.629	1:00.523
26	27	Peter DUNCAN	Ducati	1199s	C	3	1:04.032	12.146	71.231	1:07.951

Clerk of the Course :

Orbits

Sig : Time :

Chief Timekeeper : Ian Sharp (SMART Timing)

Results available at www.mylaps.com and www.smart-timing.co.uk

Printed: 28/09/2015 18:10:20



KMSC National Motorcycle Racing

Scottish Championship Superbikes & KMSC Clubmans

Knockhill 1.267 miles

Warm Up

27/09/2015 09:15

Practice (10:00 Time) started at 9:00:50

Lap	Time of Day	Lap Tm	S1	S2	S3	S3Spd	SFSpd	Lap	Time of Day	Lap Tm	S1	S2	S3	S3Spd	SFSpd
4	9:04:58.623	58.806		22.484	16.681	124.044	126.380	5	9:06:14.271	1:00.637	20.243	23.338	17.056	115.903	112.976
5	9:05:54.890	56.267	18.990	21.483	15.794	127.339	125.670	6	9:07:14.580	1:00.309	20.489	22.862	16.958	116.709	112.786
6	9:06:53.369	58.479	18.163	21.327	18.989	127.098	38.238	7	9:08:15.439	1:00.859			16.704	117.321	114.714
								8	9:09:15.962	1:00.523		23.051	17.434	118.565	114.323

(45) Gary HOPKINS

1	9:05:23.033			24.037	17.440	107.372	121.572
2	9:06:22.549	59.516	19.071	23.692	16.753	128.068	121.572
3	9:07:21.170	58.621	19.038	22.201	17.382	118.147	117.733
4	9:08:18.153	56.983	19.175	21.935	15.873	127.824	124.044
5	9:09:14.652	56.499	18.972	21.532	15.995	128.559	121.572

(27) Peter DUNCAN

1	9:02:45.651						24.471	18.209	109.296	112.786
2	9:03:49.683	1:04.032	21.434	23.606			18.992	114.518	112.033	30.615
3	9:04:57.634	1:07.951					22.915	112.220		

(120) Roy WAUGH

1	9:02:13.445				17.164	115.107	122.459
2	9:03:12.633	59.188			16.742	121.572	122.014
3	9:04:11.723	59.090			16.432	120.049	124.273
4	9:05:08.655	56.932	19.030	21.715	16.187	125.201	125.435
5	9:06:07.292	58.637	19.276	22.674	16.687	124.735	120.915
6	9:07:15.577	1:08.285	19.804	22.573	25.908	115.305	31.462

(44) David PRENTICE

1	9:02:11.210				17.995	117.116	119.835
2	9:03:11.761	1:00.551			16.744	124.273	124.968
3	9:04:09.071	57.310			16.243	122.459	128.313
4	9:05:06.879	57.808	18.756	22.129	16.923	126.142	123.815
5	9:06:04.293	57.414	20.019	21.455	15.940	129.302	127.581
6	9:07:06.533	1:02.240	18.580	21.799	21.861	122.908	38.523

(171) Robert DOYLE

1	9:02:28.760			24.949	18.280	120.265	110.739
2	9:03:29.620	1:00.860	20.388	23.591	16.881	120.049	119.409
3	9:04:28.210	58.590			16.547	124.044	119.835
4	9:05:27.191	58.981		22.529	16.366	118.775	121.352
5	9:06:26.291	59.100	19.667	22.433	17.000	126.380	111.290
6	9:07:25.314	59.023	19.691	22.039	17.293	121.792	114.323
7	9:08:22.830	57.516			16.194	123.815	121.572
8	9:09:20.467	57.637			16.135	124.504	122.683

(82) Geraint JONES

1	9:02:17.849			24.302	17.737	119.835	121.572
2	9:03:18.156	1:00.307	20.283	22.825	17.199	123.587	121.572
3	9:04:17.323	59.167	19.723	22.715	16.729	123.587	123.587
4	9:05:15.783	58.460	19.614	22.439	16.407	126.142	124.273
5	9:06:15.648	59.865	20.069	23.253	16.543	122.459	122.459
6	9:07:14.579	58.931	19.768	22.260	16.903	123.133	121.792
7	9:08:13.186	58.607	19.714	22.092	16.801	125.435	119.196
8	9:09:15.435	1:02.249	19.776	22.459	20.014	116.506	33.604

(111) Jimmy SHANKS

1	9:02:01.532			23.852	17.751	113.935	120.049
2	9:03:00.377	58.845	19.910	22.198	16.737	126.857	121.133
3	9:03:59.470	59.093	20.118	22.021	16.954	127.339	121.133
4	9:05:05.477	1:06.007	19.575	22.935	23.497	108.238	22.265

(54) Gordon DUNCAN

1	9:02:15.376				18.018	108.413	116.912
2	9:03:15.206	59.830			16.941	125.201	117.116
3	9:04:15.281	1:00.075			17.159	125.201	116.506
4	9:05:15.354	1:00.073	19.896	22.911	17.266	124.044	117.940
5	9:06:17.729	1:02.375	19.856	23.145	19.374	125.670	37.574

(22) Steven WATSON

1	9:03:29.636			26.319	18.779	115.107	115.107
2	9:04:33.648	1:04.012	21.818	24.493	17.701	118.985	116.103
3	9:05:35.793	1:02.145	20.886	23.989	17.270	122.908	115.703
4	9:06:36.538	1:00.745	20.605	23.394	16.746	125.435	117.321
5	9:07:36.895	1:00.357	20.469	23.177	16.711	125.435	117.526
6	9:08:37.150	1:00.255			16.792	125.201	116.506
7	9:09:37.434	1:00.284			16.802	126.142	116.506

(4) James CRAWFORD

1	9:02:09.771				17.866	113.935	113.166
2	9:03:11.344	1:01.573	20.362	24.202	17.009	117.321	111.846
3	9:04:12.652	1:01.308	20.694	23.308	17.306	114.910	112.976
4	9:05:13.634	1:00.982	20.220	23.535	17.227	115.903	111.474

Clerk of the Course :

Orbits

Sig : Time :

Chief Timekeeper : Ian Sharp (SMART Timing)

Results available at www.mylaps.com and www.smart-timing.co.uk

www.mylaps.com

Licensed to: SMART Timing

Printed: 27/09/2015 09:12:18

Page 2/2

KMSC National Motorcycle Racing**Sorted on best lap time**

KMSC 125's

Knockhill 1.267 miles

Warm Up

27/09/2015 09:30

Practice (10:00 Time) started at 9:11:04

Pos	No.	Name	Make/Model	CC	Class Code	Laps	Best Tm	Diff	Best Speed	2nd Best
1	19	James ALDERSON	Honda	125	F125	8	1:03.811		71.478	1:04.268
2	34	Jordan GILL	KTM	RC390	F125	7	1:04.702	0.891	70.494	1:05.884
3	11	Lewis PATERSON	Aprilia	RS125	F125	8	1:04.777	0.966	70.412	1:05.086
4	9	Rishon HICKEY	Aprilia	RS125	F125	8	1:05.016	1.205	70.153	1:05.530
5	27	James McLAREN	Aprilia	RS125	F125	7	1:05.503	1.692	69.632	1:05.886
6	88	Lewis NICOL	Aprilia	RS125	F125	7	1:06.690	2.879	68.392	1:07.123
7	47	Joel BAVIDGE	Aprilia	RS125	F125	7	1:11.143	7.332	64.112	1:11.875
8	21	Marc GIBSON	Aprilia	RS125	F125	7	1:11.450	7.639	63.836	1:11.731
9	15	Finlay MILNE	Aprilia	RS125	F125	6	1:21.670	17.859	55.848	1:22.256

Clerk of the Course :

Orbits

Sig : Time :

Chief Timekeeper : Ian Sharp (SMART Timing)

Results available at www.mylaps.com and www.smart-timing.co.uk

Printed: 28/09/2015 17:49:50



KMSC National Motorcycle Racing

KMSC 125's

Knockhill 1.267 miles

Warm Up

27/09/2015 09:30

Practice (10:00 Time) started at 9:11:04

Lap	Time of Day	Lap Tm	S1	S2	S3	S3Spd	SFSpd	Lap	Time of Day	Lap Tm	S1	S2	S3	S3Spd	SFSpd
(19) James ALDERSON								(15) Finlay MILNE							
1	9:12:27.449			27.613	20.142	96.005	90.077	7	9:19:45.721	1:11.731	24.327	26.855	20.549	84.518	75.233
2	9:13:34.400	1:06.951	22.445	25.170	19.336	97.257	92.308	1	9:12:37.887			34.858	25.080	75.148	68.477
3	9:14:39.941	1:05.541	21.757	24.999	18.785	98.111	92.054	2	9:14:05.324	1:27.437	29.064	33.538	24.835	75.233	69.398
4	9:15:44.550	1:04.609	21.054	24.328	19.227	95.323	90.442	3	9:15:29.748	1:24.424	28.211	32.224	23.989	74.564	70.270
5	9:16:49.886	1:05.336	21.407	24.485	19.444	97.540	89.239	4	9:16:51.418	1:21.670	26.993	31.065	23.612	76.958	70.789
6	9:17:53.697	1:03.811	21.146	23.964	18.701	97.967	91.179	5	9:18:13.674	1:22.256	27.094	30.950	24.212	76.259	69.904
7	9:18:57.965	1:04.268	21.067	24.352	18.849	95.731	89.358	6	9:19:37.163	1:23.489	27.204	32.405	23.880	73.422	69.183
8	9:20:02.375	1:04.410	21.319	24.529	18.562	98.398	90.320								

Lap	Time of Day	Lap Tm	S1	S2	S3	S3Spd	SFSpd
(34) Jordan GILL							
1	9:12:22.972			31.530	21.293	73.989	83.780
2	9:13:31.546	1:08.574	23.001	25.781	19.792	88.884	83.885
3	9:14:38.133	1:06.587	22.230	24.981	19.376	90.564	84.412
4	9:15:44.017	1:05.884	21.968	24.780	19.136	90.932	83.467
5	9:16:50.352	1:06.335	22.430	24.731	19.174	91.928	86.702
6	9:17:55.054	1:04.702	21.480	24.259	18.963	92.308	86.035
7	9:19:05.357	1:10.303	22.738	27.021	20.544	89.239	82.442

Lap	Time of Day	Lap Tm	S1	S2	S3	S3Spd	SFSpd
(11) Lewis PATERSON							
1	9:12:09.694				19.546	89.002	82.951
2	9:13:15.564	1:05.870			19.306	88.884	83.054
3	9:14:20.752	1:05.188	21.188	24.825	19.175	89.120	82.645
4	9:15:25.904	1:05.152	21.112	24.872	19.168	90.198	82.747
5	9:16:31.682	1:05.778	21.410	25.113	19.255	89.239	82.240
6	9:17:36.919	1:05.237	21.425	24.656	19.156	89.239	80.658
7	9:18:41.696	1:04.777	20.924	24.701	19.152	88.884	81.938
8	9:19:46.782	1:05.086	21.255	24.833	18.998	90.198	82.341

Lap	Time of Day	Lap Tm	S1	S2	S3	S3Spd	SFSpd
(9) Rishon HICKEY							
1	9:12:17.980				20.327	85.054	77.224
2	9:13:25.844	1:07.864			19.812	84.412	77.047
3	9:14:32.852	1:07.008			19.546	83.885	77.761
4	9:15:40.449	1:07.597			19.562	83.885	78.857
5	9:16:45.979	1:05.530			19.180	86.035	79.043
6	9:17:52.793	1:06.814			19.153	83.260	79.985
7	9:18:58.688	1:05.895			19.057	85.379	77.941
8	9:20:03.704	1:05.016			18.861	88.416	79.323

Lap	Time of Day	Lap Tm	S1	S2	S3	S3Spd	SFSpd
(27) James McLAREN							
1	9:12:29.364				20.702	87.380	79.890
2	9:13:37.904	1:08.540			19.787	86.368	80.561
3	9:14:45.317	1:07.413			19.320	87.608	81.244
4	9:15:51.687	1:06.370			19.060	87.494	81.540
5	9:16:57.573	1:05.886			19.265	88.649	81.839
6	9:18:03.718	1:06.145			19.041	87.722	80.853
7	9:19:09.221	1:05.503			19.022	87.837	81.540

Lap	Time of Day	Lap Tm	S1	S2	S3	S3Spd	SFSpd
(88) Lewis NICOL							
1	9:13:03.857			26.298	20.312	96.836	89.239
2	9:14:14.738	1:10.881	22.681	26.403	21.797	96.976	82.747
3	9:15:24.614	1:09.876	22.288	27.044	20.544	96.697	86.146
4	9:16:31.890	1:07.276	22.364	25.358	19.554	98.111	89.716
5	9:17:39.013	1:07.123	21.491	25.573	20.059	96.558	88.299
6	9:18:45.703	1:06.690	21.578	25.119	19.993	96.836	88.767
7	9:19:52.884	1:07.181	21.828	25.019	20.334	97.540	87.040

Lap	Time of Day	Lap Tm	S1	S2	S3	S3Spd	SFSpd
(47) Joel BAVIDGE							
1	9:12:35.159				22.136	80.272	74.481
2	9:13:49.102	1:13.943			21.382	81.244	76.782
3	9:15:00.977	1:11.875			21.097	82.543	76.607
4	9:16:12.120	1:11.143			20.925	82.543	76.694
5	9:17:24.424	1:12.304			21.341	82.139	76.432
6	9:18:36.567	1:12.143			21.473	81.739	76.172
7	9:19:49.308	1:12.741	23.961	27.141	21.639	81.244	74.399

Lap	Time of Day	Lap Tm	S1	S2	S3	S3Spd	SFSpd
(21) Marc GIBSON							
1	9:12:31.557				22.097	83.885	76.958
2	9:13:45.926	1:14.369			21.334	83.054	77.047
3	9:14:58.702	1:12.776			21.040	83.467	77.135
4	9:16:10.753	1:12.051			20.709	83.467	76.086
5	9:17:22.540	1:11.787			21.025	82.543	76.259
6	9:18:33.990	1:11.450			20.757	83.260	76.172

Clerk of the Course :

Orbits

Sig :

Time :

Chief Timekeeper : Ian Sharp (SMART Timing)

www.mylaps.com

Results available at www.mylaps.com and www.smart-timing.co.uk

Licensed to: SMART Timing

KMSC National Motorcycle Racing**Sorted on best lap time**

Scottish Championship Sidecars

Knockhill 1.267 miles

Warm Up

27/09/2015 09:45

Practice (10:00 Time) started at 9:21:58

Pos	No.	Name	Make/Model	CC	Class	Laps	Best Tm	Diff	Best Speed	2nd Best
1	29	KERSHAW / WILSON	LCR Kawasaki		SC	4	55.651		81.959	1:00.078
2	8	BELL / JACKMAN	Suzuki	R50	SC	6	56.617	0.966	80.560	57.270
3	16	B BIRCHALL / T BIRCHALL	LCR	600	SC	4	57.274	1.623	79.636	59.462
4	99	O'NEIL / GALLAGHAR	Suzuki	1000	SC	5	58.470	2.819	78.007	1:00.478
5	15	SHAND / BELSEY	Shand F2 Honda	1000	SC	6	59.117	3.466	77.154	59.394
6	2	GAFFNEY / GAFFNEY	LCR Suzuki	1000	SC	8	59.627	3.976	76.494	59.857
7	88	NICOL / PRYDE	LCR Suzuki	GSXR1000	SC	4	59.642	3.991	76.474	1:01.560
8	23	DUCAT / HUTCHISON	Couperman LCR	750	SC	6	1:01.732	6.081	73.885	1:01.839
9	38	HOSKISSON / HARDIE	F2 Ireson Yamaha		SC	8	1:03.237	7.586	72.127	1:03.593
10	50	BROWNE / McKAY	Ireson Thundercat	600	SC	5	1:22.229	26.578	55.468	1:23.353
11	5	ANDREWS Snr / NIX	RCN GSXR	1000	SC	1			-	

Clerk of the Course :

Orbits

Sig : Time :

Chief Timekeeper : Ian Sharp (SMART Timing)

Results available at www.mylaps.com and www.smart-timing.co.uk

Printed: 28/09/2015 18:05:10



KMSC National Motorcycle Racing

Scottish Championship Sidecars

Knockhill 1.267 miles

Warm Up

27/09/2015 09:45

Practice (10:00 Time) started at 9:21:58

Lap	Time of Day	Lap Tm	S1	S2	S3	S3Spd	SFSpd	Lap	Time of Day	Lap Tm	S1	S2	S3	S3Spd	SFSpd	
(29) KERSHAW / WILSON								(5) ANDREWS Snr / NIX								
1	9:23:08.259				18.041	107.372	110.193	4	9:28:00.643	1:22.229	27.803	30.437	23.989	86.927	75.148	
2	9:24:08.337	1:00.078	19.970	23.027	17.081	115.903	114.518	5	9:29:26.566	1:25.923	26.852	31.941	27.130	82.039	24.929	
3	9:25:03.988	55.651	18.120	21.319	16.212	122.236	113.166	(5) ANDREWS Snr / NIX								
4	9:26:06.922	1:02.934	18.037	21.562	23.335	104.204	28.472	1	9:23:34.340			28.518	29.049	88.068	28.114	
(8) BELL / JACKMAN								(16) B BIRCHALL / T BIRCHALL								
1	9:23:09.528				17.806	114.518	107.372	1	9:23:02.782				23.739	17.517	112.408	104.529
2	9:24:09.921	1:00.393			16.806	115.903	107.890	2	9:24:00.056	57.274	18.502	21.853	16.919	115.703	106.183	
3	9:25:08.016	58.095			16.603	117.733	108.588	3	9:24:59.518	59.462	18.155	23.988	17.319	115.504	106.015	
4	9:26:05.286	57.270			16.418	115.903	107.890	4	9:26:01.820	1:02.302	18.314	21.130	22.858	116.103	29.356	
5	9:27:01.903	56.617			16.309	114.714	107.544	(99) O'NEIL / GALLAGHAR								
6	9:28:03.463	1:01.560			21.486	115.107	32.864	1	9:23:10.731				24.724	17.822	112.033	105.349
(15) SHAND / BELSEY								(2) GAFFNEY / GAFFNEY								
1	9:23:23.270			25.450	18.136	99.566	94.252	1	9:23:18.033				25.887	18.885	106.859	99.566
2	9:24:23.665	1:00.395	20.284	22.497	17.614	104.366	96.697	2	9:24:20.584	1:02.551	21.203	23.947	17.401	110.739	104.529	
3	9:25:23.751	1:00.086	19.981	23.119	16.986	104.043	95.188	3	9:25:20.763	1:00.179	20.308	23.042	16.829	113.357	106.015	
4	9:26:22.868	59.117	19.568	22.569	16.980	104.204	97.540	4	9:26:21.701	1:00.938	21.120	22.761	17.057	114.714	105.681	
5	9:27:22.262	59.394	19.267	22.929	17.198	106.183	95.323	5	9:27:21.328	59.627				16.858	112.408	107.890
6	9:28:27.030	1:04.768	19.360	23.085	22.323	104.529	37.553	6	9:28:21.618	1:00.290			22.954	17.567	109.118	105.681
(88) NICOL / PRYDE								(23) DUCAT / HUTCHISON								
1	9:23:06.406				18.533	100.161	98.254	1	9:23:19.454				26.464	19.195	108.941	102.298
2	9:24:07.966	1:01.560			17.138	109.653	101.066	2	9:24:23.316	1:03.862	21.340	24.504	18.018	111.290	102.611	
3	9:25:07.608	59.642			17.359	112.033	99.272	3	9:25:26.032	1:02.716	20.959	23.948	17.809	112.597	102.298	
4	9:26:11.092	1:03.484			20.763		28.888	4	9:26:27.871	1:01.839	20.295	23.900	17.644	112.597	101.832	
(38) HOSKISSON / HARDIE								(50) BROWNE / McKAY								
1	9:23:16.834			25.612	19.395	103.084	93.335	1	9:23:48.229				36.382	25.481	75.828	73.342
2	9:24:22.064	1:05.230	21.812	24.456	18.962	101.524	95.731	2	9:25:15.061	1:26.832	28.245	32.961	25.626	84.946	77.047	
3	9:25:25.820	1:03.756	21.271	24.195	18.290	103.721	94.252	3	9:26:38.414	1:23.353	27.237	31.920	24.196	82.543	65.856	
4	9:26:31.164	1:05.344	21.690	24.883	18.771	104.692	94.785									
5	9:27:34.401	1:03.237	21.322	23.673	18.242	103.402	94.651									
6	9:28:39.213	1:04.812	21.199	25.065	18.548	100.914	95.188									
7	9:29:42.806	1:03.593	20.815	23.846	18.932	102.454	93.205									
8	9:30:46.948	1:04.142	21.195	24.141	18.806	101.678	93.988									

Clerk of the Course :

Orbits

Sig : Time :

Chief Timekeeper : Ian Sharp (SMART Timing)

www.mylaps.com

Results available at www.mylaps.com and www.smart-timing.co.uk

Licensed to: SMART Timing

Printed: 27/09/2015 09:32:21

KMSC National Motorcycle Racing**Sorted on Laps**

KMSC Superstock 600

Knockhill 1.267 miles

Race 14 - 2nd Race

27/09/2015 10:00

Race (10 Laps) started at 9:39:28

Pos	No.	Name	Make/Model	CC	Class Code	Laps	Total Tm	Diff	Best Tm	In Lap	Best Speed
1	8	Lewis ROLLO	Kawasaki	ZXR 600	S6	10	8:40.218		51.297	3	88.915
2	99	Callum GRIGOR	Kawasaki	ZX6R 600	S6	10	8:51.125	10.907	52.381	2	87.075
3	19	Kristopher DUNCAN	Kawasaki	ZX6R	S6	10	8:56.704	16.486	52.914	7	86.198
4	2	Angus MEARNES	Yamaha	R6 600	S6	10	8:57.507	17.289	53.028	8	86.013
5	45	Ewan GRAY	Kawasaki	ZX6R 600	S6	10	9:01.668	21.450	53.004	6	86.052
6	7	Jodie CHALK	Triumph	675	S6	10	9:02.188	21.970	53.374	9	85.455
7	97	Sammi TASKER	Suzuki	GSXR600	S6	10	9:05.213	24.995	53.554	3	85.168
8	93	Kyle DUNCAN	Kawasaki	ZX6R 600	S6	10	9:19.281	39.063	55.081	9	82.807
9	72	Peter DUNCAN	Triumph	675R	S6	10	9:19.298	39.080	55.039	9	82.870
10	26	Mike SWANSON	Yamaha	R6 600	S6	10	9:23.650	43.432	55.277	5	82.513
11	27	Andrew DONALD	Yamaha	R6 600	S6	10	9:34.522	54.304	55.681	10	81.915
12	84	Lee NAILER	Yamaha	R6 600	S6	9	8:41.575	1 Lap	56.454	8	80.793
13	50	Barry GARRETT	Suzuki	GSXR	S6	9	8:41.684	1 Lap	56.526	8	80.690
14	35	Kevin GILES	Kawasaki	ZX6	S6	9	8:45.390	1 Lap	56.756	7	80.363
15	90	Dean CRAWFORD	Yamaha	R6 600	S6	9	8:55.985	1 Lap	57.846	9	78.849
16	55	David MUNRO	Yamaha	R6 600	S6	9	8:59.677	1 Lap	58.601	4	77.833

Not classified

DNF	58	Jamie LOCH	Suzuki	GSXR600	S6	5	5:06.089	DNF	58.299	2	78.236
DNF	30	Liam SHELLCOCK	Triumph	675R	S6	2	1:46.652	DNF	51.851	2	87.965
DNS	75	Charlie BUNYAN	Yamaha	R6 600	S6			DNS		0	-
DNS	63	Chris EASTWOOD	Suzuki	GSXR600	S6			DNS		0	-
DNS	12	George McCOMBIE	Triumph	Daytona 675	S6			DNS		0	-

Announcements

New Track Record (51.297) for KMSC Superstock 600 by Lewis ROLLO.

Margin of Victory	Avg. Speed	Best Lap Tm	Best Speed	Best Lap by
10.907	87.677	51.297	88.915	8 - Lewis ROLLO

Clerk of the Course :

Orbits

Sig : Time :

Chief Timekeeper : Ian Sharp (SMART Timing)

Results available at www.mylaps.com and www.smart-timing.co.uk

Printed: 28/09/2015 18:11:36



KMSC National Motorcycle Racing

KMSC Superstock 600

Knockhill 1.267 miles

Race 14 - 2nd Race

27/09/2015 10:00

Race (10 Laps) started at 9:39:28

Lap	Time of Day	Lap Tm	S1	S2	S3	S3Spd	SFSpd	Lap	Time of Day	Lap Tm	S1	S2	S3	S3Spd	SFSpd
4	9:43:24.280	58.578			16.834	120.697	110.012								
5	9:44:21.418	57.138			16.250	123.815	115.903								
6	9:45:19.055	57.637	19.416	21.998	16.223	122.014	114.714								
7	9:46:16.274	57.219			16.262	122.908	114.714								
8	9:47:12.800	56.526			16.130	122.908	114.910								
9	9:48:10.003	57.203	18.720	21.898	16.585	121.792	115.703								

(35) Kevin GILES

1	9:40:32.705			23.025	16.850	122.683	114.518
2	9:41:31.115	58.410	19.659	22.412	16.339	122.908	113.549
3	9:42:29.621	58.506	19.337	22.610	16.559	120.480	115.703
4	9:43:27.706	58.085	19.490	22.177	16.418	121.792	105.848
5	9:44:25.417	57.711	19.198	22.102	16.411	122.014	114.518
6	9:45:22.339	56.922	19.049	21.812	16.061	122.683	114.910
7	9:46:19.095	56.756	18.888	21.748	16.120	122.908	115.107
8	9:47:16.084	56.989	18.836	21.718	16.435	122.459	114.518
9	9:48:13.709	57.625	19.300	21.964	16.361	122.459	113.549

(90) Dean CRAWFORD

1	9:40:34.100			22.923	17.480	117.733	112.220
2	9:41:32.896	58.796	19.635	22.256	16.905	119.196	111.290
3	9:42:32.839	59.943			17.539	120.697	111.846
4	9:43:31.124	58.285		21.994	16.966	118.775	111.474
5	9:44:29.615	58.491	19.350	22.216	16.925	119.409	111.105
6	9:45:29.010	59.395	19.778	22.542	17.075	114.129	111.660
7	9:46:27.963	58.953			16.882	116.103	111.105
8	9:47:26.458	58.495			17.004	118.147	111.660
9	9:48:24.304	57.846	19.203	22.005	16.638	118.356	110.739

(55) David MUNRO

1	9:40:33.702				16.907	122.236	115.903
2	9:41:33.042	59.340			17.234	121.352	115.504
3	9:42:32.029	58.987			17.170	121.352	113.549
4	9:43:30.630	58.601			16.986	121.133	112.786
5	9:44:29.645	59.015			17.187	117.116	115.107
6	9:45:29.442	59.797			17.639	116.912	113.742
7	9:46:28.749	59.307			17.130	119.409	113.166
8	9:47:27.973	59.224			17.444	118.565	112.976
9	9:48:27.996	1:00.023			17.622	119.621	113.357

(58) Jamie LOCH

1	9:40:32.220			22.986	17.255	116.506	114.323
2	9:41:30.519	58.299	19.260	21.986	17.053	120.049	114.714
3	9:42:29.079	58.560	19.186	21.811	17.563	119.409	113.166
4	9:43:27.958	58.879	19.433	21.999	17.447	118.985	113.549
5	9:44:34.408	1:06.450	19.884	23.930	22.636	116.709	43.576

(30) Liam SHELLCOCK

1	9:40:23.120			20.016	14.950	129.302	122.236
2	9:41:14.971	51.851	17.250	19.732	14.869	129.802	122.236

Clerk of the Course :

Orbits

Sig : Time :

Chief Timekeeper : Ian Sharp (SMART Timing)

Results available at www.mylaps.com and www.smart-timing.co.uk

www.mylaps.com

Licensed to: SMART Timing

Printed: 27/09/2015 09:51:00

Page 2/2


KMSC Superstock 600

Knockhill 1.267 miles

Race 14 - 2nd Race

27/09/2015 10:00

Race (10 Laps) started at 9:39:28



Competitors	Laps									
	1	2	3	4	5	6	7	8	9	10
Lewis ROLLO (8)	1	8	8	8	8	8	8	8	8	8
Liam SHELLCOCK (30)	2	30	30	99	99	99	99	99	99	99
Callum GRIGOR (99)	3	99	99	19	19	19	19	19	19	19
Kristopher DUNCAN (19)	4	19	19	2	2	2	2	2	2	2
Angus MEARNES (2)	5	2	2	97	97	97	97	97	45	45
Jodie CHALK (7)	6	7	97	7	7	7	7	45	7	7
Sammi TASKER (97)	7	97	7	45	45	45	45	7	97	97
Ewan GRAY (45)	8	45	45	93	93	93	93	93	93	93
Kyle DUNCAN (93)	9	93	93	72	72	72	72	72	72	72
Peter DUNCAN (72)	10	72	72	26	26	26	26	26	26	26
Mike SWANSON (26)	11	26	26	50	84	84	84	27	27	27
Barry GARRETT (50)	12	50	50	84	50	50	27	84	84	84
Lee NAILER (84)	13	84	84	27	27	27	50	50	50	50
Jamie LOCH (58)	14	58	27	58	35	35	35	35	35	35
Andrew DONALD (27)	15	27	58	35	58	90	90	90	90	90
Kevin GILES (35)	16	35	35	55	55	55	55	55	55	55
David MUNRO (55)	17	55	90	90	90	58				
Dean CRAWFORD (90)	18	90	55							
-	19									
-	20									
-	21									

KMSC National Motorcycle Racing

Sorted on Laps

KMSC Cupar Motorcycles Pre-Injection 600

Knockhill 1.267 miles

Race 15 - 3rd Race

27/09/2015 10:15

Race (10 Laps) started at 9:56:07

Pos	No.	Name	Make/Model	CC	Class Code	Laps	Total Tm	Diff	Best Tm	In Lap	Best Speed
1	47	Steven HADDOW	Yamaha	R6 600	PI6	8	7:15.833		53.593	5	85.106
2	11	Patrick FORMAN	Yamaha	R6 600	PI6	8	7:21.333	5.500	54.058	6	84.374
3	89	Alex BASS	Yamaha	R6 600	PI6	8	7:21.600	5.767	54.188	3	84.172
4	84	Kyle HARPER	Yamaha	R6 600	PI6	8	7:22.111	6.278	54.235	4	84.099
5	21	Michael BURKE	Yamaha	R6 600	PI6	8	7:22.161	6.328	54.115	5	84.285
6	86	Russell WILL	Yamaha	R6 600	PI6	8	7:29.268	13.435	55.242	3	82.566
7	48	David McCAFFERTY	Yamaha	R6 600	PI6	8	7:31.586	15.753	54.780	7	83.262
8	0	Alex McGUINNESS	Yamaha	R6 600	PI6	8	7:36.576	20.743	56.398	5	80.873
9	60	Douglas BROWN	Yamaha	R6 600	PI6	8	7:48.342	32.509	57.492	5	79.334
10	119	Allan HARROW	Yamaha	R6 600	PI6	8	7:48.533	32.700	57.479	6	79.352
11	92	Andrew CRAIGMILE	Yamaha	R6 600	PI6	8	7:55.358	39.525	56.921	4	80.130
12	33	Scott LOGAN	Honda	CBR 600	PI6	8	7:55.681	39.848	57.843	7	78.853
13	81	Stewart MARR	Yamaha	R6 600	PI6	8	7:55.973	40.140	57.774	3	78.947
14	76	Steven BEATTIE	Yamaha	R6 600	PI6	8	7:56.149	40.316	57.495	4	79.330
15	6	James WILKEN	Yamaha	R6 600	PI6	8	7:56.657	40.824	57.777	7	78.943
16	58	Barry STEWART	Yamaha	R6 600	PI6	8	7:58.163	42.330	58.025	8	78.606
17	35	Ross BEATTIE	Yamaha	R6 600	PI6	8	8:06.287	50.454	58.587	7	77.852
18	199	Ross WATTS	Yamaha	R6 600	PI6	7	7:10.672	1 Lap	59.222	7	77.017
19	54	Cameron ROBB	Yamaha	R6 600	PI6	7	7:10.946	1 Lap	59.366	3	76.830
20	73	Fraser CAMERON	Yamaha	YZF 600	PI6	7	7:15.383	1 Lap	1:00.167	4	75.807
21	29	Ross CLIMSON	Yamaha	R6 600	PI6	7	7:23.888	1 Lap	1:01.497	4	74.168
22	45	Gerry SULLIVAN	Kawasaki	ZX6R 600	PI6	7	7:36.531	1 Lap	1:03.081	5	72.305
23	36	Crichton CAMPBELL	Honda	CBR 600	PI6	6	6:14.409	2 Laps	57.816	3	78.890
Not classified											
DNF	15	Jon DICKIE	Yamaha	R6 600	PI6	8	7:50.021	DNF	57.572	7	79.224
DNF	41	Kieran MURRAY	Kawasaki	ZX6 600	PI6	5	4:53.389	DNF	56.085	3	81.325
DNF	91	Lewis SHAND	Yamaha	R6 600	PI6	1	1:12.905	DNF		0	-
DNS	64	Andrew CUTHBERT	Kawasaki	ZXR 600	PI6			DNS		0	-

Announcements

RED FLAG after Leader had completed 9 Laps - Result declared at 8 Laps.
Bike No.15 - Not classified - Not running at time of Red Flag.

Margin of Victory	Avg. Speed	Best Lap Tm	Best Speed	Best Lap by
5.500	83.722	53.593	85.106	47 - Steven HADDOW

Clerk of the Course :

Orbits

Sig : Time :
Chief Timekeeper : Ian Sharp (SMART Timing)
Results available at www.mylaps.com and www.smart-timing.co.uk



KMSC National Motorcycle Racing

KMSC Cupar Motorcycles Pre-Injection 600

Knockhill 1.267 miles

Race 15 - 3rd Race

27/09/2015 10:15

Race (10 Laps) started at 9:56:07

Lap	Time of Day	Lap Tm	S1	S2	S3	S3Spd	SFSpd
7	10:03:06.388	57.777	19.592	21.785	16.400	116.103	111.474
8	10:04:04.377	57.989	19.799	21.804	16.386	119.621	112.033

Lap	Time of Day	Lap Tm	S1	S2	S3	S3Spd	SFSpd
6	10:02:22.129	1:19.691	19.815	32.339	27.537	64.465	29.892

(15) Jon DICKIE

1	9:57:11.853			22.925	16.856	117.321	110.193
2	9:58:10.272	58.419	19.558	22.318	16.543	115.107	110.739
3	9:59:08.645	58.373	19.795	22.207	16.371	118.147	110.739
4	10:00:06.394	57.749	19.348	21.957	16.444	118.147	109.832
5	10:01:04.124	57.730	19.252	21.809	16.669	116.709	109.296
6	10:02:02.341	58.217			16.314	116.506	110.556
7	10:02:59.913	57.572			16.459	117.321	109.832
8	10:03:57.741	57.828	19.304	22.182	16.342	117.321	110.193

(41) Kieran MURRAY

1	9:57:13.752			23.117	16.701	119.835	112.976
2	9:58:10.938	57.186	19.180	21.795	16.211	120.049	111.660
3	9:59:07.023	56.085	18.587	21.289	16.209	120.915	111.290
4	10:00:04.555	57.532	19.391	21.707	16.434	121.133	110.012
5	10:01:01.109	56.554	18.587	21.747	16.220	120.480	110.739

(91) Lewis SHAND

1	9:57:20.625			24.376	24.722	94.919	40.969
---	-------------	--	--	---------------	---------------	---------------	---------------

(199) Ross WATTS							
1	9:57:16.408			24.321	17.217	113.166	106.520
2	9:58:17.800	1:01.392	20.063	23.618	17.711	114.323	105.848
3	9:59:19.135	1:01.335	20.524	23.256	17.555	116.506	105.184
4	10:00:19.647	1:00.512	20.204	23.104	17.204	115.903	107.372
5	10:01:19.458	59.811	19.853	22.751	17.207	116.103	105.848
6	10:02:19.170	59.712	20.058	22.824	16.830	116.506	108.238
7	10:03:18.392	59.222	19.955	22.512	16.755	116.506	107.201

(54) Cameron ROBB							
1	9:57:16.763			24.285	17.275	111.474	106.859
2	9:58:18.141	1:01.378	20.594	24.096	16.688	110.193	109.832
3	9:59:17.507	59.366	19.674	23.096	16.596	112.786	107.544
4	10:00:17.743	1:00.236	19.857	23.476	16.903	111.105	109.118
5	10:01:17.737	59.994	19.992	23.209	16.793	112.976	107.030
6	10:02:18.036	1:00.299	20.297	23.353	16.649	110.012	108.064
7	10:03:18.666	1:00.630	20.251	23.171	17.208	110.739	107.717

(73) Fraser CAMERON							
1	9:57:18.347			24.138	18.069	116.912	110.193
2	9:58:19.738	1:01.391	20.989	23.261	17.141	116.709	112.220
3	9:59:20.462	1:00.724	20.409	23.132	17.183	117.116	110.922
4	10:00:20.629	1:00.167	20.139	23.024	17.004	119.835	111.846
5	10:01:21.006	1:00.377	20.395	22.906	17.076	116.709	112.033
6	10:02:21.784	1:00.778	20.194	22.996	17.588	116.506	108.588
7	10:03:23.103	1:01.319	20.712	23.461	17.146	118.147	110.374

(29) Ross CLIMSON							
1	9:57:18.080			24.506	17.758	110.012	109.118
2	9:58:20.859	1:02.779	20.736	24.323	17.720	109.296	108.064
3	9:59:22.785	1:01.926	20.500	23.871	17.555	108.238	106.183
4	10:00:24.282	1:01.497	20.619	23.542	17.336	108.941	107.372
5	10:01:26.236	1:01.954	20.622	23.568	17.764	108.064	105.020
6	10:02:29.358	1:03.122	21.256	24.036	17.830	107.201	101.678
7	10:03:31.608	1:02.250	20.737	23.529	17.984	105.349	104.043

(45) Gerry SULLIVAN							
1	9:57:20.041			25.447	17.864	110.193	104.692
2	9:58:24.232	1:04.191	21.716	24.591	17.884	107.030	103.882
3	9:59:27.314	1:03.082	21.018	24.332	17.732	110.374	104.043
4	10:00:30.476	1:03.162	21.118	24.337	17.707	109.653	102.142
5	10:01:33.557	1:03.081	21.342	23.974	17.765	109.653	101.371
6	10:02:39.685	1:06.128	21.994	25.628	18.506	105.349	98.543
7	10:03:44.251	1:04.566	21.719	24.448	18.399	105.515	97.967

(36) Crichton CAMPBELL							
1	9:57:10.816			22.545	16.903	118.775	110.012
2	9:58:08.647	57.831	19.200	22.065	16.566	118.565	110.556
3	9:59:06.463	57.816	19.036	21.973	16.807	120.265	111.105
4	10:00:04.457	57.994	19.108	22.123	16.763	120.697	111.290
5	10:01:02.438	57.981	19.183	22.147	16.651	118.775	109.653

Clerk of the Course :

Orbits

Sig : Time :

Chief Timekeeper : Ian Sharp (SMART Timing)

Results available at www.mylaps.com and www.smart-timing.co.uk

www.mylaps.com

Licensed to: SMART Timing


KMSC Lightweights

Knockhill 1.267 miles

Race 16 - 2nd Race

27/09/2015 10:30

Race (10 Laps)



KMSC National Motorcycle Racing

KMSC Cupar Motorcycles Pre-Injection 600

Knockhill 1.267 miles

Race 21 - 4th Race

27/09/2015 13:15

Race (10 Laps)

POLE POSITION

1	1 47 Steven HADDOW	2 11 Patrick FORMAN	3 89 Alex BASS
2	4 84 Kyle HARPER	5 21 Michael BURKE	6 86 Russell WILL
3	7 48 David McCAFFERTY	8 0 Alex McGUINNESS	9 60 Douglas BROWN
4	10 119 Allan HARROW	11 92 Andrew CRAIGMILE	12 33 Scott LOGAN
5	13 81 Stewart MARR	14 76 Steven BEATTIE	15 6 James WILKEN
6	16 58 Barry STEWART	17 35 Ross BEATTIE	18 199 Ross WATTS
7	19 54 Cameron ROBB	20 73 Fraser CAMERON	21 29 Ross CLIMSON
8	22 45 Gerry SULLIVAN	23 36 Crichton CAMPBELL	24 15 Jon DICKIE
9	25 41 Kieran MURRAY	26 91 Lewis SHAND	27 64 Andrew CUTHBERT

Clerk of the Course :

Orbits

Sig : Time :

Chief Timekeeper : Ian Sharp (SMART Timing)

Results available at www.mylaps.com and www.smart-timing.co.uk

www.mylaps.com

Licensed to: SMART Timing

Printed: 27/09/2015 10:09:55

KMSC National Motorcycle Racing

Sorted on Laps

KMSC Lightweights

Knockhill 1.267 miles

Race 16 - 2nd Race

27/09/2015 10:30

Race (10 Laps) started at 10:16:11

Pos	No.	Name	Make/Model	CC	Class Code	Laps	Total Tm	Diff	Best Tm	In Lap	Best Speed
1	31	Torquil PATERSON	Kawasaki	ER6	SL	7	6:28.184		54.585	4	83.559
2	33	Adrian CLARK	Kawasaki	ER6	SL	7	6:28.340	0.156	54.563	3	83.593
3	42	Mark IRONSIDE	Kawasaki	XR600	SL	7	6:30.481	2.297	54.799	3	83.233
4	15	Keith DICKIE	Kawasaki	ER6	SL	7	6:35.394	7.210	55.463	3	82.237
5	5	Gillian McGAW	Kawasaki	400	SL	7	6:43.847	15.663	56.547	4	80.660
6	21	Grant REID	Kawasaki	ER6	SL	7	6:43.992	15.808	56.909	4	80.147
7	68	Scott ROBERTSON	Suzuki	SV650	SL	7	6:44.769	16.585	57.078	5	79.910
8	13	Andrew BARTON	Suzuki	SV650	SL	7	6:50.423	22.239	57.450	4	79.392
9	66	Kevin WATRET	Kawasaki	ER6	SL	7	6:56.314	28.130	57.961	7	78.692
10	12	Dan JAMES	Suzuki	SV650	SL	7	6:56.765	28.581	57.433	4	79.416
11	4	Alan GIBSON	Suzuki	SV650	SL	7	6:58.534	30.350	58.746	3	77.641
12	54	Ryan GIBSON	Kawasaki	ZXR400	SL	7	6:59.437	31.253	58.432	4	78.058
13	55	Tom ROBINSON	Aprilia	RRV 450	SL	7	7:00.129	31.945	57.628	4	79.147
14	39	Stuart HAMILTON	Kawasaki	FZR400	SL	7	7:00.824	32.640	58.852	5	77.501
15	24	Alex REID	Suzuki	SFC Gladius	SL	7	7:03.225	35.041	59.092	6	77.186
16	79	Ashley ROBSON	Kawasaki	ZXR400	SL	7	7:07.505	39.321	59.304	4	76.910
17	10	Marc McEWAN	Kawasaki	ER650	SL	7	7:13.157	44.973	59.560	6	76.580
18	8	Robin LAMB	Aprilia	RSV250	SL	7	7:16.851	48.667	1:00.771	3	75.054
19	27	Brian CHALMERS	Kawasaki	ZX7R	SL	7	7:22.027	53.843	59.897	6	76.149
DNF	25	Jim PURVIS	Yamaha	FZR400	SL	6	6:00.091	DNF	58.670	2	77.741
21	17	Michael CRITCHELL	Suzuki	SV650	SL	6	6:31.123	1 Lap	1:03.669	5	71.638
22	16	Gerry KEIRNAN	Suzuki	SV650	SL	6	6:31.280	1 Lap	1:03.607	5	71.707
23	73	Rae MALONEY	Kawasaki	ER6	SL	6	6:32.233	1 Lap	1:02.713	4	72.730
24	112	Gordon MILLAR	Suzuki	SV650	SL	6	6:42.334	1 Lap	1:04.808	6	70.379
25	11	Lianne MAYHEW	Kawasaki	ZX6R 400	SL	6	6:47.859	1 Lap	1:04.757	5	70.434
26	74	Christine WATSON	Honda	CBR400RR	SL	6	6:52.319	1 Lap	1:07.098	5	67.977
27	34	Charles MORRISON	Kawasaki	ZXR400	SL	6	7:17.391	1 Lap	1:10.552	3	64.649

Not classified

DNF	38	Derek WILKIE	Kawasaki	ZXR 400	F4	1	1:15.141	DNF		0	-
DNS	67	Mark McGAW	Kawasaki	400	SL			DNS		0	-
DNS	234	AI CAMERON	Kawasaki	ER6	SL			DNS		0	-
DNS	37	Liam CAMPBELL	Honda	CBR400	SL			DNS		0	-

Announcements

RED FLAG after Leader completed 8 Laps - Result declared at 7 Laps.

Bike No.25 - Not classified - Not running at time of Red Flag.

Margin of Victory	Avg. Speed	Best Lap Tm	Best Speed	Best Lap by
0.156	82.249	54.563	83.593	33 - Adrian CLARK

Clerk of the Course :

Orbits

Sig : Time :

Chief Timekeeper : Ian Sharp (SMART Timing)

Results available at www.mylaps.com and www.smart-timing.co.uk

Printed: 28/09/2015 17:55:39



KMSC National Motorcycle Racing

KMSC Lightweights

Knockhill 1.267 miles

Race 16 - 2nd Race

27/09/2015 10:30

Race (10 Laps) started at 10:16:11

Lap	Time of Day	Lap Tm	S1	S2	S3	S3Spd	SFSpd	Lap	Time of Day	Lap Tm	S1	S2	S3	S3Spd	SFSpd
3	10:19:23.590	1:01.479			17.396	117.116	109.832	2	10:18:34.103	1:07.364			18.948	97.824	91.677
4	10:20:24.385	1:00.795			17.520	114.910	101.987	3	10:19:42.007	1:07.904			19.522	98.688	91.055
5	10:21:25.153	1:00.768			17.003	116.506	108.764	4	10:20:49.420	1:07.413			19.106	100.310	90.932
6	10:22:24.713	59.560			17.013	116.912	108.764	5	10:21:56.518	1:07.098			19.220	98.833	90.809
7	10:23:24.809	1:00.096			17.445	116.709	108.413	6	10:23:03.971	1:07.453			18.893	98.254	90.686
(8) Robin LAMB								(34) Charles MORRISON							
1	10:17:21.051			23.675	18.396	114.323	109.296	1	10:17:30.230				20.513	92.562	86.146
2	10:18:22.172	1:01.121	20.362	23.211	17.548	117.940	110.193	2	10:18:40.992	1:10.762			20.565	90.320	82.951
3	10:19:22.943	1:00.771	20.066	23.169	17.536	116.912	109.474	3	10:19:51.544	1:10.552			19.986	92.818	85.054
4	10:20:24.455	1:01.512	20.341	23.128	18.043	116.709	109.474	4	10:21:03.952	1:12.408			20.844	89.716	84.095
5	10:21:25.946	1:01.491	19.824	23.435	18.232	115.107	109.832	5	10:22:16.318	1:12.366			21.177	91.427	82.849
6	10:22:27.107	1:01.161	20.208	23.320	17.633	115.903	109.118	6	10:23:29.043	1:12.725			21.631	85.815	78.488
7	10:23:28.503	1:01.396	20.295	23.055	18.046	114.910	106.015	(38) Derek WILKIE							
(27) Brian CHALMERS								1	10:17:26.793				25.080	95.868	40.622
1	10:17:24.358				19.032	105.349	108.064	(25) Jim PURVIS							
2	10:18:26.917	1:02.559			17.916	112.597	107.544	1	10:17:16.243				16.800	111.290	101.832
3	10:19:28.281	1:01.364			17.097	112.786	108.764	2	10:18:14.913	58.670			16.793	108.764	100.310
4	10:20:30.306	1:02.025			17.571	108.238	108.941	3	10:19:13.744	58.831			16.787	110.556	101.218
5	10:21:31.483	1:01.177			17.251	115.504	108.064	4	10:20:12.848	59.104			16.838	110.374	102.454
6	10:22:31.380	59.897			17.099	116.709	106.015	5	10:21:12.049	59.201			16.718	111.660	102.768
7	10:23:33.679	1:02.299			18.058	116.103	107.201	6	10:22:11.743	59.694			17.209	111.290	101.371
(17) Michael CRITCHELL								(16) Gerry KEIRNAN							
1	10:17:22.857			25.216	18.546	105.848	97.824	1	10:17:22.590				18.746	103.084	98.111
2	10:18:27.380	1:04.523			18.428	105.515	98.254	2	10:18:27.318	1:04.728			18.789	103.084	97.257
3	10:19:31.533	1:04.153	21.893	24.513	17.747	105.020	98.543	3	10:19:31.591	1:04.273			18.158	105.020	98.398
4	10:20:35.239	1:03.706			17.894	105.349	99.566	4	10:20:35.271	1:03.680			18.116	104.366	98.254
5	10:21:38.908	1:03.669		24.233	17.893	104.692	100.161	5	10:21:38.878	1:03.607			18.009	103.561	98.398
6	10:22:42.775	1:03.867	21.683	24.471	17.713	108.588	99.272	6	10:22:42.932	1:04.054			18.695	106.859	97.540
(73) Rae MALONEY								(112) Gordon MILLAR							
1	10:17:26.527				19.378	100.310	100.460	1	10:17:27.825				20.414	99.566	97.540
2	10:18:30.407	1:03.880			18.310	107.544	97.117	2	10:18:34.220	1:06.395	21.848	25.466	19.081	103.402	99.125
3	10:19:33.588	1:03.181			17.870	105.681	100.161	3	10:19:39.176	1:04.956	21.619	24.510	18.827	104.692	98.688
4	10:20:36.301	1:02.713			17.966	107.372	100.611	4	10:20:44.348	1:05.172	21.719	24.776	18.677	103.402	98.111
5	10:21:39.616	1:03.315			17.907	107.030	99.863	5	10:21:49.178	1:04.830	21.504	24.835	18.491	103.084	98.688
6	10:22:43.885	1:04.269			18.114	106.351	99.863	6	10:22:53.986	1:04.808	21.553	24.196	19.059	104.529	98.111
(11) Lianne MAYHEW								(74) Christine WATSON							
1	10:17:27.929			26.491	21.072	100.611	91.055	1	10:17:26.739				20.188	93.465	89.716
2	10:18:35.457	1:07.528	22.635	25.486	19.407	100.161	92.181	Clerk of the Course :							
3	10:19:42.557	1:07.100	22.412	25.199	19.489	100.310	91.179	Orbits							
4	10:20:49.186	1:06.629	22.486	25.457	18.686	100.161	92.308	Sig :							
5	10:21:53.943	1:04.757			18.469	102.454	92.435	Time :							
6	10:22:59.511	1:05.568		24.916	18.671	101.524	91.677	Chief Timekeeper : Ian Sharp (SMART Timing)							
Results available at www.mylaps.com and www.smart-timing.co.uk								www.mylaps.com							
Printed: 27/09/2015 10:27:18								Licensed to: SMART Timing							
								Page 2/2							


KMSC Lightweights

Knockhill 1.267 miles

Race 16 - 2nd Race

27/09/2015 10:30

Race (10 Laps) started at 10:16:11



Competitors	Laps						
	1	2	3	4	5	6	7
Torquil PATERSON (31)	1	31	31	31	31	33	31
Adrian CLARK (33)	2	33	33	33	33	31	33
Mark IRONSIDE (42)	3	42	42	42	42	42	42
Keith DICKIE (15)	4	15	15	15	15	15	15
Grant REID (21)	5	21	21	21	21	21	5
Scott ROBERTSON (68)	6	68	68	5	68	5	21
Gillian McGAW (5)	7	5	5	5	68	5	68
Alan GIBSON (4)	8	4	13	13	13	13	13
Andrew BARTON (13)	9	13	4	4	4	66	66
Stuart HAMILTON (39)	10	39	25	25	66	4	12
Kevin WATRET (66)	11	66	39	66	25	12	4
Jim PURVIS (25)	12	25	66	39	12	25	54
Alex REID (24)	13	24	54	12	39	39	54
Ryan GIBSON (54)	14	54	24	54	54	39	39
Ashley ROBSON (79)	15	79	12	55	55	55	24
Dan JAMES (12)	16	12	79	24	24	24	79
Tom ROBINSON (55)	17	55	55	79	79	79	10
Marc McEWAN (10)	18	10	10	8	10	10	8
Robin LAMB (8)	19	8	8	10	8	8	27
Gerry KEIRNAN (16)	20	16	27	27	27	27	27
Michael CRITCHELL (17)	21	17	16	17	17	16	17
Brian CHALMERS (27)	22	27	17	16	16	17	16
Rae MALONEY (73)	23	73	73	73	73	73	73
Christine WATSON (74)	24	74	74	112	112	112	112
Derek WILKIE (38)	25	38	112	74	11	11	11
Gordon MILLAR (112)	26	112	11	11	74	74	74
Lianne MAYHEW (11)	27	11	34	34	34	34	34
Charles MORRISON (34)	28	34					
-	29						
-	30						
-	31						

KMSC National Motorcycle Racing

Sorted on Laps

KMSC Superbikes & Shirlaws KMSC Clubmans

Knockhill 1.267 miles

Race 17 - 2nd Race

27/09/2015 10:45

Race (10 Laps) started at 10:39:06

Pos	No.	Name	Make/Model	CC	Class Code	Laps	Total Tm	Diff	Best Tm	In Lap	Best Speed
1	24	Keith AMOR	BMW	S1000RR	SB	10	8:36.372		51.000	10	89.433
2	179	Andrew TASKER	Kawasaki	ZX10R	SB	10	8:36.689	0.317	50.913	10	89.586
3	79	Bruce BIRNIE	BMW	S1000RR	SB	10	8:38.991	2.619	51.219	6	89.051
4	55	Donald MacFADYEN	BMW	S1000RR	SB	10	8:41.153	4.781	51.064	4	89.321
5	72	Sean GILFILLAN	Kawasaki	ZX10R	SB	10	8:42.474	6.102	50.708	10	89.948
6	155	Scott SHAND	Yamaha	YZF R1	SB	10	8:46.536	10.164	51.471	4	88.615
7	84	Darren ROSS	Kawasaki	ZX10R	SB	10	8:50.555	14.183	52.255	4	87.285
8	119	Kristopher DUNCAN	Kawasaki	ZX6R 600	C	10	8:55.201	18.829	52.822	9	86.348
9	112	William MONIE	Ducati	899	SB	10	8:55.325	18.953	52.797	6	86.389
10	47	Alan BRYCE	BMW	1000RR	SB	10	9:00.306	23.934	52.744	6	86.476
11	12	Neil BROWN	Honda	CBR1000	C	10	9:01.265	24.893	53.259	7	85.640
12	141	Paul BOWEN	Suzuki	GSXR6000R	C	10	9:02.556	26.184	53.172	5	85.780
13	105	James VEVERS	Suzuki	GSXR1000	C	10	9:04.463	28.091	52.875	10	86.262
14	63	Kenny PATERSON	BMW	S1000RR	C	10	9:12.512	36.140	52.760	8	86.450
15	69	Rodney SCOTT	BMW	S1000RR	C	10	9:13.384	37.012	54.244	6	84.085
16	33	Graeme BODEL	BMW	S1000RR	C	10	9:13.682	37.310	53.997	3	84.469
17	76	Paul GAFFNEY	Yamaha	R6 600	C	10	9:16.505	40.133	54.801	4	83.230
18	45	Gary HOPKINS	Yamaha	R1	C	10	9:18.766	42.394	55.035	4	82.876
19	37	Steven PATERSON	Yamaha	R1	C	10	9:18.933	42.561	54.423	9	83.808
20	44	David PRENTICE	Ducati	Panigale	C	10	9:23.568	47.196	54.245	2	84.083
21	120	Roy WAUGH	BMW	S1000RR	C	10	9:29.575	53.203	55.601	7	82.033
22	27	Peter DUNCAN	Ducati	1199s	C	10	9:31.480	55.108	55.119	2	82.750
23	22	Steven WATSON	Suzuki	GSXR750	C	9	8:50.355	1 Lap	57.353	9	79.527
24	54	Gordon DUNCAN	Ducati	Panigale 899	C	9	8:56.222	1 Lap	57.295	6	79.607
25	4	James CRAWFORD	Yamaha	R1	C	9	9:03.526	1 Lap	59.005	6	77.300
DNF	82	Geraint JONES	Suzuki	GSXR1000	C	7	7:18.231	DNF	57.780	5	78.939
DNF	11	Richard HUGHES	BMW	S1000RR	C	6	5:28.732	DNF	53.493	4	85.265

Not classified

DNF	171	Robert DOYLE	Suzuki	GSXR 1000	C	1	1:04.850	DNF		0	-
DNS	50	Tim HASTINGS	Kawasaki	ZX6R 600	SB			DNS		0	-
DNS	111	Jimmy SHANKS	KTM	RC8	C			DNS		0	-
DNS	86	Colin CAMERON	Aprilia	RSV1000	C			DNS		0	-
DNS	67	Des BURNS	Kawasaki	ZX10R	C			DNS		0	-

Announcements

Bike No.63 - Racetime includes 10 second time penalty overtaking under Yellow flag.

Margin of Victory	Avg. Speed	Best Lap Tm	Best Speed	Best Lap by
0.317	88.330	50.708	89.948	72 - Sean GILFILLAN

Clerk of the Course :

Orbits

Sig :

Time :

Chief Timekeeper : Ian Sharp (SMART Timing)

Results available at www.mylaps.com and www.smart-timing.co.uk

Printed: 28/09/2015 18:07:55



KMSC National Motorcycle Racing

KMSC Superbikes & Shirlaws KMSC Clubmans

Knockhill 1.267 miles

Race 17 - 2nd Race

27/09/2015 10:45

Race (10 Laps) started at 10:39:06

Lap	Time of Day	Lap Tm	S1	S2	S3	S3Spd	SFSpd	Lap	Time of Day	Lap Tm	S1	S2	S3	S3Spd	SFSpd
-----	-------------	--------	----	----	----	-------	-------	-----	-------------	--------	----	----	----	-------	-------

(82) Geraint JONES

1	10:40:13.799			23.090	16.734	116.506	120.049								
2	10:41:12.562	58.763	19.752	22.668	16.343	125.670	118.775								
3	10:42:11.076	58.514			16.500	124.504	121.133								
4	10:43:10.213	59.137		22.800	16.545	126.380	119.621								
5	10:44:07.993	57.780	19.138	21.930	16.712	127.581	116.709								
6	10:45:11.619	1:03.626	19.473	22.506	21.647	122.459	93.205								
7	10:46:25.144	1:13.525	25.081	23.548	24.896	119.621	29.932								

(11) Richard HUGHES

1	10:40:05.142				15.265	131.070	127.098								
2	10:40:58.784	53.642			15.437	130.814	126.142								
3	10:41:52.319	53.535			15.211	130.560	124.735								
4	10:42:45.812	53.493			15.063	129.802	125.905								
5	10:43:40.783	54.971	18.360	21.030	15.581	127.339	124.504								
6	10:44:35.645	54.862			15.959	123.815	112.408								

(171) Robert DOYLE

1	10:40:11.763				16.262	118.985	120.915								
---	--------------	--	--	--	---------------	----------------	----------------	--	--	--	--	--	--	--	--

Clerk of the Course :

Orbits

Sig : Time :

Chief Timekeeper : Ian Sharp (SMART Timing)

Results available at www.mylaps.com and www.smart-timing.co.uk

www.mylaps.com

Licensed to: SMART Timing

Printed: 27/09/2015 10:54:54

Page 3/3


KMSC Superbikes & Shirlaws KMSC Clubmans

Knockhill 1.267 miles

Race 17 - 2nd Race

27/09/2015 10:45

Race (10 Laps) started at 10:39:06



Competitors	Laps										
	1	2	3	4	5	6	7	8	9	10	
Bruce BIRNIE (79)	1	79	79	79	79	24	24	24	24	24	24
Sean GILFILLAN (72)	2	72	72	24	24	79	79	179	179	179	179
Keith AMOR (24)	3	24	24	72	72	179	179	79	79	79	79
Andrew TASKER (179)	4	179	179	179	179	72	55	55	55	55	55
Donald MacFADYEN (55)	5	55	55	55	55	55	72	155	155	72	72
Scott SHAND (155)	6	155	155	155	155	155	72	72	155	155	155
Darren ROSS (84)	7	84	84	84	84	84	84	84	84	84	84
Kristopher DUNCAN (119)	8	119	119	119	119	119	119	119	119	119	119
William MONIE (112)	9	112	112	112	112	112	112	112	112	112	112
Neil BROWN (12)	10	12	12	11	11	12	12	12	12	47	47
Richard HUGHES (11)	11	11	11	12	12	11	47	47	47	12	12
Paul BOWEN (141)	12	141	141	47	47	47	141	141	63	141	63
Gary HOPKINS (45)	13	45	47	141	141	141	11	63	141	63	141
Paul GAFFNEY (76)	14	76	45	63	63	63	63	105	105	105	105
Kenny PATERSON (63)	15	63	63	45	45	105	105	69	69	69	69
Alan BRYCE (47)	16	47	76	76	76	76	69	33	33	33	33
James VEVERS (105)	17	105	105	69	105	69	76	76	76	76	76
Rodney SCOTT (69)	18	69	69	105	69	45	33	45	45	45	45
Peter DUNCAN (27)	19	27	27	33	33	33	45	37	37	37	37
Graeme BODEL (33)	20	33	33	44	44	44	44	44	44	44	44
Roy WAUGH (120)	21	120	44	27	27	37	37	27	120	120	120
David PRENTICE (44)	22	44	37	37	37	27	27	120	27	27	27
Steven PATERSON (37)	23	37	120	120	120	120	120	54	22	22	22
Robert DOYLE (171)	24	171	22	22	22	22	22	22	54	54	54
Steven WATSON (22)	25	22	54	54	54	54	54	4	4	4	4
Gordon DUNCAN (54)	26	54	82	82	82	82	82	82	82	82	82
Geraint JONES (82)	27	82	4	4	4	4	4	4	4	4	4
James CRAWFORD (4)	28	4									
-	29										
-	30										
-	31										
-	32										

Clerk of the Course :

Orbits

Sig : Time :
 Chief Timekeeper : Ian Sharp (SMART Timing)
 Results available at www.mylaps.com and www.smart-timing.co.uk



KMSC National Motorcycle Racing**Sorted on Laps**

KMSC 125's

Knockhill 1.267 miles

Race 18 - 3rd Race

27/09/2015 11:00

Race (10 Laps) started at 10:56:48

Pos	No.	Name	Make/Model	CC	Class Code	Laps	Total Tm	Diff	Best Tm	In Lap	Best Speed
1	19	James ALDERSON	Honda	125	F125	10	10:34.156		1:02.066	8	73.488
2	11	Lewis PATERSON	Aprilia	RS125	F125	10	10:41.604	7.448	1:03.276	6	72.082
3	34	Jordan GILL	KTM	RC390	F125	10	10:41.683	7.527	1:02.979	7	72.422
4	9	Rishon HICKEY	Aprilia	RS125	F125	10	10:44.678	10.522	1:03.070	7	72.318
5	27	James McLAREN	Aprilia	RS125	F125	10	10:51.217	17.061	1:03.613	3	71.701
6	88	Lewis NICOL	Aprilia	RS125	F125	10	11:11.559	37.403	1:04.789	5	70.399
7	21	Marc GIBSON	Aprilia	RS125	F125	10	12:01.119	1:26.963	1:09.387	4	65.734
8	47	Joel BAVIDGE	Aprilia	RS125	F125	9	10:50.522	1 Lap	1:11.399	9	63.882
9	15	Finlay MILNE	Aprilia	RS125	F125	8	10:51.025	2 Laps	1:20.097	3	56.945

Not classified

DNS	7	Josh HODGE	Metrakit	GP70	F125			DNS		0	-
-----	---	------------	----------	------	------	--	--	-----	--	---	---

Margin of Victory	Avg. Speed	Best Lap Tm	Best Speed	Best Lap by
7.448	71.924	1:02.066	73.488	19 - James ALDERSON

Clerk of the Course :

Orbits

Sig :

Time :

Chief Timekeeper : Ian Sharp (SMART Timing)

Results available at www.mylaps.com and www.smart-timing.co.uk

Printed: 28/09/2015 17:50:13




KMSC 125's

Knockhill 1.267 miles

Race 18 - 3rd Race

27/09/2015 11:00

Race (10 Laps) started at 10:56:48



Competitors	Laps										
	1	2	3	4	5	6	7	8	9	10	
Jordan GILL (34)	1	34	19	19	19	19	19	19	19	19	19
Lewis PATERSON (11)	2	11	34	11	11	11	11	11	11	11	11
James ALDERSON (19)	3	19	11	34	34	34	34	34	34	34	34
Rishon HICKEY (9)	4	9	9	27	27	9	9	9	9	9	9
James McLAREN (27)	5	27	27	9	9	27	27	27	27	27	27
Marc GIBSON (21)	6	21	21	21	88	88	88	88	88	88	88
Joel BAVIDGE (47)	7	47	88	88	21	21	21	21	21	21	21
Lewis NICOL (88)	8	88	47	47	47	47	47	47	47	47	47
Finlay MILNE (15)	9	15	15	15	15	15	15	15	15	15	15
-	10										

KMSC National Motorcycle Racing

KMSC 125's

Knockhill 1.267 miles

Race 24 - 4th Race

27/09/2015 14:00

Race (10 Laps)

POLE POSITION

1
1
19 James ALDERSON

2
11 Lewis PATERSON

3
34 Jordan GILL

2
4
9 Rishon HICKEY

5
27 James McLAREN

6
88 Lewis NICOL

3
7
21 Marc GIBSON

8
47 Joel BAVIDGE

9
15 Finlay MILNE

4
10
7 Josh HODGE

Clerk of the Course :

Orbits

Sig : Time :

Chief Timekeeper : Ian Sharp (SMART Timing)

Results available at www.mylaps.com and www.smart-timing.co.uk

www.mylaps.com

Licensed to: SMART Timing

Printed: 27/09/2015 11:10:21

KMSC National Motorcycle Racing**Sorted on Laps**

KMSC Sidecars

Knockhill 1.267 miles

Race 19 - 2nd Race

27/09/2015 11:15

Race (10 Laps) started at 11:13:21

Pos	No.	Name	Make/Model	CC	Class	Laps	Total Tm	Diff	Best Tm	In Lap	Best Speed
1	33	HEGGARTY / NEAVE	F1 LCR Suzuki		SC	6	5:18.492		52.286	4	87.234
2	16	B BIRCHALL / T BIRCHALL	LCR	600	SC	6	5:35.261	16.769	54.304	5	83.992
3	88	NICOL / PRYDE	LCR Suzuki	GSXR1000	SC	6	5:44.626	26.134	55.874	3	81.632
4	8	BELL / JACKMAN	Suzuki	R50	SC	6	5:46.411	27.919	54.997	3	82.933
5	23	DUCAT / HUTCHISON	Couperman LCR	750	SC	6	6:00.348	41.856	59.163	6	77.094
6	2	GAFFNEY / GAFFNEY	LCR Suzuki	1000	SC	6	6:00.751	42.259	58.822	6	77.541
7	15	SHAND / BELSEY	Shand F2 Honda	1000	SC	6	6:01.771	43.279	59.173	6	77.081
8	99	O'NEIL / GALLAGHAR	Suzuki	1000	SC	6	6:02.097	43.605	58.573	2	77.870
9	73	K PRING / W PRING	Honda FZ	600	SC	5	5:14.262	1 Lap	1:01.322	2	74.379
10	38	HOSKISSON / HARDIE	F2 Ireson Yamaha		SC	5	5:17.945	1 Lap	1:01.799	2	73.805
11	666	K ANDREWS Jnr / LITHGOW	Winstanley	R6	SC	5	5:41.112	1 Lap	1:07.084	5	67.991
12	50	BROWNE / McKAY	Ireson Thundercat	600	SC	4	5:26.718	2 Laps	1:17.361	2	58.959

Not classified

DNF	29	KERSHAW / WILSON	LCR Kawasaki		SC	6	5:20.646	DNF	52.266	4	87.267
DNS	5	ANDREWS Snr / NIX	RCN GSXR	1000	SC			DNS		0	-
DNS	11	MAYHEW / MAYHEW	Ireson Honda	1000	SC			DNS		0	-

Announcements

New Track Record (52.266) for KMSC Sidecars by KERSHAW / WILSON.
 RED FLAG after Leader completed 7 Laps - Result declared at 6 Laps.
 Bike No.29 - Not classified - Not running at time of Red Flag.

Margin of Victory	Avg. Speed	Best Lap Tm	Best Speed	Best Lap by
16.769	85.925	52.266	87.267	29 - KERSHAW / WILSON

Clerk of the Course :

Orbits

Sig : Time :

Chief Timekeeper : Ian Sharp (SMART Timing)

Results available at www.mylaps.com and www.smart-timing.co.uk

Printed: 28/09/2015 18:01:24




KMSC Sidecars

Knockhill 1.267 miles

Race 19 - 2nd Race

27/09/2015 11:15

Race (10 Laps) started at 11:13:21



Competitors	Laps						
	1	2	3	4	5	6	
HEGGARTY / NEAVE (33)	1	33	33	33	33	33	33
KERSHAW / WILSON (29)	2	29	29	29	29	29	29
BELL / JACKMAN (8)	3	8	8	8	16	16	16
B BIRCHALL / T BIRCHALL (16)	4	16	16	16	88	88	88
SHAND / BELSEY (15)	5	15	88	88	8	8	8
DUCAT / HUTCHISON (23)	6	23	23	23	23	23	23
GAFFNEY / GAFFNEY (2)	7	2	15	2	2	99	2
NICOL / PRYDE (88)	8	88	2	99	99	2	15
O'NEIL / GALLAGHAR (99)	9	99	99	15	15	15	99
K PRING / W PRING (73)	10	73	73	73	73	73	73
HOSKISSON / HARDIE (38)	11	38	38	38	38	38	38
K ANDREWS Jnr / LITHGOW (666)	12	666	666	666	666	666	666
BROWNE / McKAY (50)	13	50	50	50	50		
-	14						
-	15						

KMSC National Motorcycle Racing**Sorted on Laps**

Scottish Championship Superstock 600

Knockhill 1.267 miles

Race 20 - 2nd Race

27/09/2015 13:00

Race (10 Laps) started at 14:48:38

Pos	No.	Name	Make/Model	CC	Class Code	Laps	Total Tm	Diff	Best Tm	In Lap	Best Speed
1	8	Lewis ROLLO	Kawasaki	ZXR 600	S6	10	8:37.760		51.088	4	89.279
2	30	Liam SHELLCOCK	Triumph	675R	S6	10	8:49.690	11.930	52.226	3	87.334
3	19	Kristopher DUNCAN	Kawasaki	ZX6R	S6	10	8:53.286	15.526	52.575	6	86.754
4	99	Callum GRIGOR	Kawasaki	ZX6R 600	S6	10	8:57.884	20.124	52.632	3	86.660
5	45	Ewan GRAY	Kawasaki	ZX6R 600	S6	10	9:02.095	24.335	53.055	5	85.969
6	97	Sammi TASKER	Suzuki	GSXR600	S6	10	9:02.465	24.705	53.528	3	85.209
7	7	Jodie CHALK	Triumph	675	S6	10	9:02.871	25.111	53.567	5	85.147
8	2	Angus MEARNES	Yamaha	R6 600	S6	10	9:03.022	25.262	53.122	4	85.861
9	26	Mike SWANSON	Yamaha	R6 600	S6	10	9:16.238	38.478	54.974	5	82.968
10	93	Kyle DUNCAN	Kawasaki	ZX6R 600	S6	10	9:19.422	41.662	55.243	7	82.564
11	72	Peter DUNCAN	Triumph	675R	S6	10	9:25.055	47.295	55.410	3	82.315
12	84	Lee NAILER	Yamaha	R6 600	S6	10	9:25.180	47.420	54.706	3	83.375
13	27	Andrew DONALD	Yamaha	R6 600	S6	10	9:26.477	48.717	55.524	10	82.146
14	50	Barry GARRETT	Suzuki	GSXR	S6	9	8:43.202	1 Lap	57.271	2	79.641
15	35	Kevin GILES	Kawasaki	ZX6	S6	9	8:49.680	1 Lap	57.260	5	79.656
16	90	Dean CRAWFORD	Yamaha	R6 600	S6	9	8:57.402	1 Lap	58.321	8	78.207
17	55	David MUNRO	Yamaha	R6 600	S6	9	8:59.599	1 Lap	58.815	7	77.550

Not classified

DNF	58	Jamie LOCH	Suzuki	GSXR600	S6	6	6:07.704	DNF	58.839	2	77.518
DNS	75	Charlie BUNYAN	Yamaha	R6 600	S6			DNS		0	-
DNS	63	Chris EASTWOOD	Suzuki	GSXR600	S6			DNS		0	-
DNS	12	George McCOMBIE	Triumph	Daytona 675	S6			DNS		0	-

Announcements

New Track Record (51.088) for KMSC Superstock 600 by Lewis ROLLO.

Margin of Victory	Avg. Speed	Best Lap Tm	Best Speed	Best Lap by
11.930	88.093	51.088	89.279	8 - Lewis ROLLO

Clerk of the Course :

Orbits

Sig : Time :

Chief Timekeeper : Ian Sharp (SMART Timing)

Results available at www.mylaps.com and www.smart-timing.co.uk

Printed: 28/09/2015 18:14:23



KMSC National Motorcycle Racing

Scottish Championship Superstock 600

Knockhill 1.267 miles

Race 20 - 2nd Race

27/09/2015 13:00

Race (10 Laps) started at 14:48:38

Lap	Time of Day	Lap Tm	S1	S2	S3	S3Spd	SFSpd
3	14:51:32.922	56.121	18.570	21.387	16.164	124.504	117.321
4	14:52:28.981	56.059	18.812	21.393	15.854	124.044	116.912
5	14:53:25.253	56.272	19.008	21.478	15.786	123.815	117.940
6	14:54:21.661	56.408	18.998	21.405	16.005	123.815	116.912
7	14:55:17.988	56.327	18.877	21.520	15.930	120.480	117.733
8	14:56:13.983	55.995	18.741	21.312	15.942	123.587	115.504
9	14:57:09.656	55.673	18.579	21.139	15.955	124.273	117.321
10	14:58:05.180	55.524	18.588	21.175	15.761	123.815	118.147

(50) Barry GARRETT

Lap	Time of Day	Lap Tm	S1	S2	S3	S3Spd	SFSpd
1	14:49:40.741			22.010	16.771	122.459	115.504
2	14:50:38.012	57.271	19.232	21.856	16.183	121.572	115.305
3	14:51:35.730	57.718	18.864	22.316	16.538	122.014	109.653
4	14:52:33.593	57.863	19.673	21.903	16.287	121.792	115.305
5	14:53:31.088	57.495	19.363	21.986	16.146	120.915	115.903
6	14:54:28.655	57.567	19.476	22.005	16.086	121.352	114.323
7	14:55:26.765	58.110	19.531	22.243	16.336	121.572	113.549
8	14:56:24.604	57.839	19.497	21.924	16.418	118.775	113.935
9	14:57:21.905	57.301	19.291	21.683	16.327	121.133	115.504

(35) Kevin GILES

Lap	Time of Day	Lap Tm	S1	S2	S3	S3Spd	SFSpd
1	14:49:47.961			22.537	16.430	122.014	114.910
2	14:50:46.107	58.146	19.653	22.305	16.188	121.572	114.714
3	14:51:43.591	57.484	18.890	21.913	16.681	123.360	109.653
4	14:52:40.957	57.366	19.153	21.976	16.237	122.459	114.518
5	14:53:38.217	57.260	19.280	21.899	16.081	122.459	115.107
6	14:54:35.605	57.388	19.027	22.010	16.351	118.985	111.474
7	14:55:33.220	57.615	19.317	22.154	16.144	121.352	114.714
8	14:56:30.483	57.263	18.974	22.010	16.279	122.908	114.323
9	14:57:28.383	57.900	19.192	22.190	16.518	119.409	114.129

(90) Dean CRAWFORD

Lap	Time of Day	Lap Tm	S1	S2	S3	S3Spd	SFSpd
1	14:49:44.705			22.664	17.417	119.621	110.922
2	14:50:43.830	59.125	19.868	22.604	16.653	118.565	110.739
3	14:51:43.206	59.376	19.471	22.236	17.669	118.356	110.374
4	14:52:42.451	59.245	19.861	22.627	16.757	118.775	110.193
5	14:53:41.288	58.837	19.569	22.177	17.091	117.116	109.118
6	14:54:39.798	58.510	19.561	22.124	16.825	116.709	110.012
7	14:55:38.693	58.895	19.553	22.241	17.101	117.321	109.653
8	14:56:37.014	58.321	19.443	22.074	16.804	116.709	110.556
9	14:57:36.105	59.091	19.771	22.381	16.939	117.733	109.832

(55) David MUNRO

Lap	Time of Day	Lap Tm	S1	S2	S3	S3Spd	SFSpd
1	14:49:44.486			22.803	17.525	120.049	113.549
2	14:50:44.114	59.628	19.783	22.547	17.298	120.049	115.504
3	14:51:44.094	59.980	20.074	22.499	17.407	118.775	114.714
4	14:52:43.627	59.533	20.071	22.744	16.718	120.265	115.305
5	14:53:42.809	59.182	19.493	22.352	17.337	119.196	114.714
6	14:54:41.665	58.856	19.274	22.298	17.284	115.504	113.742
7	14:55:40.480	58.815	19.176	22.340	17.299	117.733	114.910
8	14:56:39.352	58.872	19.474	22.245	17.153	120.480	114.714
9	14:57:38.302	58.950	19.476	22.230	17.244	119.835	114.129

(58) Jamie LOCH

Lap	Time of Day	Lap Tm	S1	S2	S3	S3Spd	SFSpd
1	14:49:43.283			22.610	17.523	117.116	113.935
2	14:50:42.122	58.839	19.567	22.228	17.044	118.985	112.976
3	14:51:43.701	1:01.579	19.848	23.311	18.420	118.356	112.408
4	14:52:44.094	1:00.393	20.395	22.624	17.374	115.703	114.129
5	14:53:44.196	1:00.102	19.973	22.513	17.616	120.480	114.129
6	14:54:46.407	1:02.211	19.864	22.302	20.045	119.621	54.692

Clerk of the Course :

Orbits

Sig : Time :

Chief Timekeeper : Ian Sharp (SMART Timing)

Results available at www.mylaps.com and www.smart-timing.co.uk

www.mylaps.com

Licensed to: SMART Timing


Scottish Championship Superstock 600

Knockhill 1.267 miles

Race 20 - 2nd Race

27/09/2015 13:00

Race (10 Laps) started at 14:48:38



Competitors	Laps									
	1	2	3	4	5	6	7	8	9	10
Lewis ROLLO (8)	1	8	8	8	8	8	8	8	8	8
Liam SHELLCOCK (30)	2	30	30	30	30	30	30	30	30	30
Kristopher DUNCAN (19)	3	19	19	19	19	19	19	19	19	19
Sammi TASKER (97)	4	97	99	99	99	99	99	99	99	99
Jodie CHALK (7)	5	7	97	97	97	97	97	97	45	45
Callum GRIGOR (99)	6	99	7	7	7	7	7	45	45	97
Mike SWANSON (26)	7	26	45	45	45	45	7	7	7	7
Ewan GRAY (45)	8	45	2	2	2	2	2	2	2	2
Angus MEARNS (2)	9	2	26	26	26	26	26	26	26	26
Kyle DUNCAN (93)	10	93	93	93	93	93	93	93	93	93
Peter DUNCAN (72)	11	72	72	72	72	84	84	84	84	72
Andrew DONALD (27)	12	27	84	84	84	72	72	72	72	84
Barry GARRETT (50)	13	50	27	27	27	27	27	27	27	27
Lee NAILER (84)	14	84	50	50	50	50	50	50	50	50
Jamie LOCH (58)	15	58	58	90	35	35	35	35	35	35
David MUNRO (55)	16	55	90	35	90	90	90	90	90	90
Dean CRAWFORD (90)	17	90	55	58	55	55	55	55	55	55
Kevin GILES (35)	18	35	35	55	58	58	58			
-	19									
-	20									
-	21									

KMSC National Motorcycle Racing

KMSC Superstock 600

Knockhill 1.267 miles

Race 26 - 3rd Race

27/09/2015 14:30

Race (8 Laps)

POLE POSITION

1	1 8 Lewis ROLLO	2 30 Liam SHELLCOCK	3 19 Kristopher DUNCAN
2	4 99 Callum GRIGOR	5 45 Ewan GRAY	6 97 Sammi TASKER
3	7 7 Jodie CHALK	8 2 Angus MEARNS	9 26 Mike SWANSON
4	10 93 Kyle DUNCAN	11 72 Peter DUNCAN	12 84 Lee NAILER
5	13 27 Andrew DONALD	14 50 Barry GARRETT	15 35 Kevin GILES
6	16 90 Dean CRAWFORD	17 55 David MUNRO	18 58 Jamie LOCH
7	19 75 Charlie BUNYAN	20 63 Chris EASTWOOD	21 12 George McCOMBIE

Clerk of the Course :

Orbits

Sig : Time :

Chief Timekeeper : Ian Sharp (SMART Timing)

Results available at www.mylaps.com and www.smart-timing.co.uk

www.mylaps.com

Licensed to: SMART Timing

Printed: 27/09/2015 15:01:12

KMSC National Motorcycle Racing

Sorted on Laps

KMSC Cupar Motorcycles Pre-Injection 600

Knockhill 1.267 miles

Race 21 - 4th Race

27/09/2015 13:15

Race (8 Laps) started at 15:02:48

Pos	No.	Name	Make/Model	CC	Class Code	Laps	Total Tm	Diff	Best Tm	In Lap	Best Speed
1	47	Steven HADDOW	Yamaha	R6 600	PI6	8	7:20.361		54.025	6	84.426
2	89	Alex BASS	Yamaha	R6 600	PI6	8	7:22.746	2.385	54.691	5	83.397
3	84	Kyle HARPER	Yamaha	R6 600	PI6	8	7:24.135	3.774	54.537	5	83.633
4	48	David McCAFFERTY	Yamaha	R6 600	PI6	8	7:24.159	3.798	54.446	6	83.773
5	86	Russell WILL	Yamaha	R6 600	PI6	8	7:24.517	4.156	54.343	6	83.932
6	21	Michael BURKE	Yamaha	R6 600	PI6	8	7:24.847	4.486	54.518	7	83.662
7	91	Lewis SHAND	Yamaha	R6 600	PI6	8	7:36.452	16.091	55.722	6	81.854
8	60	Douglas BROWN	Yamaha	R6 600	PI6	8	7:42.133	21.772	56.550	4	80.656
9	0	Alex McGUINNESS	Yamaha	R6 600	PI6	8	7:43.024	22.663	56.717	4	80.418
10	92	Andrew CRAIGMILE	Yamaha	R6 600	PI6	8	7:43.370	23.009	56.914	6	80.140
11	119	Allan HARROW	Yamaha	R6 600	PI6	8	7:43.864	23.503	57.215	5	79.718
12	41	Kieran MURRAY	Kawasaki	ZX6 600	PI6	8	7:50.705	30.344	57.186	7	79.759
13	6	James WILKEN	Yamaha	R6 600	PI6	8	7:51.816	31.455	57.408	8	79.450
14	81	Stewart MARR	Yamaha	R6 600	PI6	8	7:52.930	32.569	57.875	3	78.809
15	64	Andrew CUTHBERT	Kawasaki	ZXR 600	PI6	8	7:53.385	33.024	57.654	7	79.111
16	76	Steven BEATTIE	Yamaha	R6 600	PI6	8	7:53.815	33.454	57.460	8	79.379
17	33	Scott LOGAN	Honda	CBR 600	PI6	8	7:58.671	38.310	58.546	7	77.906
18	58	Barry STEWART	Yamaha	R6 600	PI6	8	7:58.946	38.585	58.218	2	78.345
19	199	Ross WATTS	Yamaha	R6 600	PI6	8	8:06.383	46.022	59.536	4	76.611
20	35	Ross BEATTIE	Yamaha	R6 600	PI6	8	8:07.799	47.438	59.177	8	77.075
21	54	Cameron ROBB	Yamaha	R6 600	PI6	8	8:08.063	47.702	58.852	8	77.501
22	29	Ross CLIMSON	Yamaha	R6 600	PI6	8	8:15.657	55.296	1:00.641	3	75.215
23	73	Fraser CAMERON	Yamaha	YZF 600	PI6	7	7:26.426	1 Lap	1:01.929	4	73.650
24	45	Gerry SULLIVAN	Kawasaki	ZX6R 600	PI6	7	7:31.887	1 Lap	1:03.158	2	72.217

Not classified

DNS	11	Patrick FORMAN	Yamaha	R6 600	PI6			DNS		0	-
DNS	36	Crichton CAMPBELL	Honda	CBR 600	PI6			DNS		0	-
DNS	15	Jon DICKIE	Yamaha	R6 600	PI6			DNS		0	-

Margin of Victory	Avg. Speed	Best Lap Tm	Best Speed	Best Lap by
2.385	82.861	54.025	84.426	47 - Steven HADDOW

Clerk of the Course :

Orbits

Sig : Time :

Chief Timekeeper : Ian Sharp (SMART Timing)

Results available at www.mylaps.com and www.smart-timing.co.uk

Printed: 28/09/2015 17:53:51




KMSC Cupar Motorcycles Pre-Injection 600

Knockhill 1.267 miles

Race 21 - 4th Race

27/09/2015 13:15

Race (8 Laps) started at 15:02:48



Competitors	Laps								
	1	2	3	4	5	6	7	8	
Alex BASS (89)	1	89	47	47	47	47	47	47	47
Steven HADDOW (47)	2	47	89	89	89	89	89	89	89
Kyle HARPER (84)	3	84	84	84	84	84	84	84	84
David McCAFFERTY (48)	4	48	48	48	48	48	86	48	
Russell WILL (86)	5	86	86	86	86	86	48	86	
Michael BURKE (21)	6	21	21	21	21	21	21	21	
Douglas BROWN (60)	7	60	119	91	91	91	91	91	
Allan HARROW (119)	8	119	60	60	60	60	60	60	
Andrew CRAIGMILE (92)	9	92	91	119	119	92	92	0	
Alex McGUINNESS (0)	10	0	92	92	92	119	0	92	
Lewis SHAND (91)	11	91	0	0	0	0	119	119	
Scott LOGAN (33)	12	33	81	81	81	41	41	41	
Stewart MARR (81)	13	81	64	64	64	41	81	6	
Andrew CUTHBERT (64)	14	64	33	6	6	6	6	81	
James WILKEN (6)	15	6	6	41	41	64	64	64	
Barry STEWART (58)	16	58	41	58	76	76	76	76	
Steven BEATTIE (76)	17	76	58	76	58	33	33	33	
Kieran MURRAY (41)	18	41	76	33	33	58	58	58	
Ross WATTS (199)	19	199	199	199	199	199	199	199	
Ross BEATTIE (35)	20	35	54	54	35	35	35	35	
Cameron ROBB (54)	21	54	35	35	54	54	54	54	
Ross CLIMSON (29)	22	29	29	29	29	29	29	29	
Gerry SULLIVAN (45)	23	45	45	45	73	73	73	73	
Fraser CAMERON (73)	24	73	73	73	45	45	45	45	
-	25								
-	26								
-	27								

KMSC National Motorcycle Racing

KMSC Cupar Motorcycles Pre-Injection 600

Knockhill 1.267 miles

Race 27 - 5th Race

27/09/2015 14:45

Race (8 Laps)

POLE POSITION

1	1 47 Steven HADDOW	2 89 Alex BASS	3 84 Kyle HARPER
2	4 48 David McCAFFERTY	5 86 Russell WILL	6 21 Michael BURKE
3	7 91 Lewis SHAND	8 60 Douglas BROWN	9 0 Alex McGUINNESS
4	10 92 Andrew CRAIGMILE	11 119 Allan HARROW	12 41 Kieran MURRAY
5	13 6 James WILKEN	14 81 Stewart MARR	15 64 Andrew CUTHBERT
6	16 76 Steven BEATTIE	17 33 Scott LOGAN	18 58 Barry STEWART
7	19 199 Ross WATTS	20 35 Ross BEATTIE	21 54 Cameron ROBB
8	22 29 Ross CLIMSON	23 73 Fraser CAMERON	24 45 Gerry SULLIVAN
9	25 11 Patrick FORMAN	26 36 Crichton CAMPBELL	27 15 Jon DICKIE

Clerk of the Course :

Orbits

Sig : Time :

Chief Timekeeper : Ian Sharp (SMART Timing)

Results available at www.mylaps.com and www.smart-timing.co.uk

www.mylaps.com

Licensed to: SMART Timing

Printed: 27/09/2015 15:12:31

KMSC National Motorcycle Racing

Sorted on Laps

Scottish Championship Lightweights

Knockhill 1.267 miles

Race 22 - 2nd Race

27/09/2015 13:30

Race (10 Laps) started at 15:16:25

Pos	No.	Name	Make/Model	CC	Class Code	Laps	Total Tm	Diff	Best Tm	In Lap	Best Speed
1	31	Torquil PATERSON	Kawasaki	ER6	SL	10	9:09.612		54.452	6	83.764
2	33	Adrian CLARK	Kawasaki	ER6	SL	10	9:11.865	2.253	54.387	7	83.864
3	42	Mark IRONSIDE	Kawasaki	XR600	SL	10	9:15.071	5.459	54.564	7	83.592
4	15	Keith DICKIE	Kawasaki	ER6	SL	10	9:21.952	12.340	55.458	4	82.244
5	5	Gillian McGAW	Kawasaki	400	SL	10	9:36.754	27.142	56.253	9	81.082
6	68	Scott ROBERTSON	Suzuki	SV650	SL	10	9:37.221	27.609	56.190	10	81.173
7	21	Grant REID	Kawasaki	ER6	SL	10	9:38.963	29.351	56.769	9	80.345
8	12	Dan JAMES	Suzuki	SV650	SL	10	9:49.060	39.448	58.200	2	78.369
9	4	Alan GIBSON	Suzuki	SV650	SL	10	9:51.338	41.726	58.015	2	78.619
10	13	Andrew BARTON	Suzuki	SV650	SL	10	9:54.363	44.751	58.104	5	78.499
11	66	Kevin WATRET	Kawasaki	ER6	SL	10	9:56.183	46.571	58.675	6	77.735
12	39	Stuart HAMILTON	Kawasaki	FZR400	SL	10	9:58.317	48.705	58.989	8	77.321
13	54	Ryan GIBSON	Kawasaki	ZXR400	SL	10	10:02.530	52.918	58.987	8	77.324
14	24	Alex REID	Suzuki	SFC Gladius	SL	10	10:03.562	53.950	59.330	6	76.877
15	55	Tom ROBINSON	Aprilia	RRV 450	SL	10	10:03.731	54.119	58.460	5	78.021
16	79	Ashley ROBSON	Kawasaki	ZXR400	SL	10	10:06.538	56.926	59.499	4	76.658
17	8	Robin LAMB	Aprilia	RSV250	SL	9	9:15.276	1 Lap	59.714	9	76.382
18	27	Brian CHALMERS	Kawasaki	ZX7R	SL	9	9:18.170	1 Lap	1:00.786	3	75.035
19	10	Marc McEWAN	Kawasaki	ER650	SL	9	9:28.098	1 Lap	1:01.723	5	73.896
20	73	Rae MALONEY	Kawasaki	ER6	SL	9	9:29.800	1 Lap	1:01.741	2	73.875
21	17	Michael CRITCHELL	Suzuki	SV650	SL	9	9:35.256	1 Lap	1:02.467	6	73.016
22	16	Gerry KEIRNAN	Suzuki	SV650	SL	9	9:36.683	1 Lap	1:02.536	9	72.935
23	112	Gordon MILLAR	Suzuki	SV650	SL	9	9:59.819	1 Lap	1:05.257	7	69.894
24	11	Lianne MAYHEW	Kawasaki	ZX6R 400	SL	9	10:06.757	1 Lap	1:04.459	7	70.760
25	74	Christine WATSON	Honda	CBR400RR	SL	9	10:13.070	1 Lap	1:07.074	4	68.001
26	34	Charles MORRISON	Kawasaki	ZXR400	SL	8	9:37.314	2 Laps	1:10.453	8	64.740

Not classified

DNS	38	Derek WILKIE	Kawasaki	ZXR 400	F4			DNS		0	-
DNS	25	Jim PURVIS	Yamaha	FZR400	SL			DNS		0	-
DNS	67	Mark McGAW	Kawasaki	400	SL			DNS		0	-
DNS	234	AI CAMERON	Kawasaki	ER6	SL			DNS		0	-
DNS	37	Liam CAMPBELL	Honda	CBR400	SL			DNS		0	-

Margin of Victory	Avg. Speed	Best Lap Tm	Best Speed	Best Lap by
2.253	82.987	54.387	83.864	33 - Adrian CLARK

Clerk of the Course :

Orbits

Sig :

Time :

Chief Timekeeper : Ian Sharp (SMART Timing)

Results available at www.mylaps.com and www.smart-timing.co.uk

Printed: 28/09/2015 17:58:40



KMSC National Motorcycle Racing

Scottish Championship Lightweights

Knockhill 1.267 miles

Race 22 - 2nd Race

27/09/2015 13:30

Race (10 Laps) started at 15:16:25

Lap	Time of Day	Lap Tm	S1	S2	S3	S3Spd	SFSpd	Lap	Time of Day	Lap Tm	S1	S2	S3	S3Spd	SFSpd
4	15:21:16.168	1:12.895	23.791	28.476	20.628	87.952	83.054								
5	15:22:28.763	1:12.595	23.879	27.902	20.814	92.435	83.571								
6	15:23:39.851	1:11.088	23.823	26.991	20.274	91.303	83.780								
7	15:24:52.248	1:12.397	23.798	27.938	20.661	88.884	85.054								
8	15:26:02.701	1:10.453	23.268	26.656	20.529	90.320	84.732								

Clerk of the Course :

Orbits

Sig : Time :

Chief Timekeeper : Ian Sharp (SMART Timing)

Results available at www.mylaps.com and www.smart-timing.co.uk

www.mylaps.com

Licensed to: SMART Timing

Printed: 27/09/2015 15:29:23

Page 3/3


Scottish Championship Lightweights

Knockhill 1.267 miles

Race 22 - 2nd Race

27/09/2015 13:30

Race (10 Laps) started at 15:16:25



Competitors	Laps										
	1	2	3	4	5	6	7	8	9	10	
Adrian CLARK (33)	1	33	33	31	31	31	31	31	31	31	31
Torquil PATERSON (31)	2	31	31	33	33	33	33	33	33	33	33
Mark IRONSIDE (42)	3	42	42	42	42	42	42	42	42	42	42
Keith DICKIE (15)	4	15	15	15	15	15	15	15	15	15	15
Grant REID (21)	5	21	21	21	21	5	5	5	5	5	5
Scott ROBERTSON (68)	6	68	68	68	5	68	68	21	68	68	68
Dan JAMES (12)	7	12	5	5	68	5	21	68	21	21	21
Gillian McGAW (5)	8	5	12	12	12	12	12	12	12	12	12
Alan GIBSON (4)	9	4	4	4	4	4	4	4	4	4	4
Alex REID (24)	10	24	39	39	13	13	13	13	13	13	13
Stuart HAMILTON (39)	11	39	24	13	39	66	66	66	66	66	66
Andrew BARTON (13)	12	13	13	66	66	39	39	39	39	39	39
Tom ROBINSON (55)	13	55	66	24	55	55	55	54	54	54	54
Kevin WATRET (66)	14	66	55	55	24	24	54	24	24	24	24
Ryan GIBSON (54)	15	54	54	54	54	54	24	55	55	55	55
Ashley ROBSON (79)	16	79	79	79	79	79	79	79	79	79	79
Gerry KEIRNAN (16)	17	16	27	27	27	8	8	8	8	8	8
Brian CHALMERS (27)	18	27	8	8	8	27	27	27	27	27	27
Robin LAMB (8)	19	8	73	73	73	10	10	10	10	10	10
Rae MALONEY (73)	20	73	16	10	10	73	73	73	73	73	73
Michael CRITCHELL (17)	21	17	10	16	17	17	17	17	17	17	17
Marc McEWAN (10)	22	10	17	17	16	16	16	16	16	16	16
Gordon MILLAR (112)	23	112	112	112	112	112	112	112	112	112	112
Christine WATSON (74)	24	74	74	74	74	74	11	11	11	11	11
Lianne MAYHEW (11)	25	11	11	11	11	11	74	74	74	74	74
Charles MORRISON (34)	26	34	34	34	34	34	34	34	34	34	34
-	27										
-	28										
-	29										
-	30										
-	31										

Clerk of the Course :

Orbits

Sig : Time :
 Chief Timekeeper : Ian Sharp (SMART Timing)
 Results available at www.mylaps.com and www.smart-timing.co.uk

www.mylaps.com
 Licensed to: SMART Timing

KMSC National Motorcycle Racing

KMSC Lightweights

Knockhill 1.267 miles

Race 28 - 3rd Race

27/09/2015 15:00

Race (8 Laps)

POLE POSITION

1	1 31 Torquil PATERSON	2 33 Adrian CLARK	3 42 Mark IRONSIDE
2	4 15 Keith DICKIE	5 5 Gillian McGAW	6 68 Scott ROBERTSON
3	7 21 Grant REID	8 12 Dan JAMES	9 4 Alan GIBSON
4	10 13 Andrew BARTON	11 66 Kevin WATRET	12 39 Stuart HAMILTON
5	13 54 Ryan GIBSON	14 24 Alex REID	15 55 Tom ROBINSON
6	16 79 Ashley ROBSON	17 8 Robin LAMB	18 27 Brian CHALMERS
7	19 10 Marc McEWAN	20 73 Rae MALONEY	21 17 Michael CRITCHELL
8	22 16 Gerry KEIRNAN	23 112 Gordon MILLAR	24 11 Lianne MAYHEW
9	25 74 Christine WATSON	26 34 Charles MORRISON	27 38 Derek WILKIE
10	28 25 Jim PURVIS	29 67 Mark McGAW	30 234 AI CAMERON

Clerk of the Course :

Orbits

Sig : Time :

Chief Timekeeper : Ian Sharp (SMART Timing)

www.mylaps.com

Results available at www.mylaps.com and www.smart-timing.co.uk

Licensed to: SMART Timing

Printed: 27/09/2015 15:28:37

Page 1/2

KMSC National Motorcycle Racing

KMSC Lightweights

Knockhill 1.267 miles

Race 28 - 3rd Race

27/09/2015 15:00

Race (8 Laps)

11

31

37 Liam CAMPBELL

Clerk of the Course :

Orbits

Sig : Time :

Chief Timekeeper : Ian Sharp (SMART Timing)

Results available at www.mylaps.com and www.smart-timing.co.uk

www.mylaps.com

Licensed to: SMART Timing

Printed: 27/09/2015 15:28:37

Page 2/2

KMSC National Motorcycle Racing

Sorted on Laps

Scottish Championship Superbikes & KMSC Clubmans

Knockhill 1.267 miles

Race 23 - 2nd Race

27/09/2015 13:45

Race (10 Laps) started at 15:31:42

Pos	No.	Name	Make/Model	CC	Class Code	Laps	Total Tm	Diff	Best Tm	In Lap	Best Speed
1	24	Keith AMOR	BMW	S1000RR	SB	10	8:35.647		50.844	5	89.708
2	179	Andrew TASKER	Kawasaki	ZX10R	SB	10	8:36.128	0.481	50.867	8	89.667
3	72	Sean GILFILLAN	Kawasaki	ZX10R	SB	10	8:36.813	1.166	50.616	10	90.112
4	155	Scott SHAND	Yamaha	YZF R1	SB	10	8:40.464	4.817	51.128	6	89.209
5	79	Bruce BIRNIE	BMW	S1000RR	SB	10	8:40.555	4.908	51.070	8	89.311
6	55	Donald MacFADYEN	BMW	S1000RR	SB	10	8:42.446	6.799	51.252	5	88.993
7	50	Tim HASTINGS	Kawasaki	ZX6R 600	SB	10	8:42.755	7.108	51.214	5	89.059
8	84	Darren ROSS	Kawasaki	ZX10R	SB	10	8:45.079	9.432	51.529	3	88.515
9	119	Kristopher DUNCAN	Kawasaki	ZX6R 600	C	10	8:56.707	21.060	52.912	4	86.201
10	63	Kenny PATERSON	BMW	S1000RR	C	10	8:57.136	21.489	52.669	5	86.599
11	11	Richard HUGHES	BMW	S1000RR	C	10	8:57.214	21.567	52.723	2	86.510
12	112	William MONIE	Ducati	899	SB	10	8:59.077	23.430	52.589	5	86.731
13	47	Alan BRYCE	BMW	1000RR	SB	10	8:59.974	24.327	52.826	3	86.342
14	105	James VEVERS	Suzuki	GSXR1000	C	10	9:01.780	26.133	52.921	4	86.187
15	12	Neil BROWN	Honda	CBR1000	C	10	9:02.242	26.595	52.928	3	86.175
16	141	Paul BOWEN	Suzuki	GSXR6000R	C	10	9:03.915	28.268	53.119	7	85.866
17	69	Rodney SCOTT	BMW	S1000RR	C	10	9:09.938	34.291	53.821	6	84.746
18	76	Paul GAFFNEY	Yamaha	R6 600	C	10	9:17.134	41.487	54.648	8	83.463
19	37	Steven PATERSON	Yamaha	R1	C	10	9:20.020	44.373	54.957	9	82.994
20	45	Gary HOPKINS	Yamaha	R1	C	10	9:20.462	44.815	54.536	2	83.635
21	33	Graeme BODEL	BMW	S1000RR	C	10	9:20.766	45.119	54.972	3	82.971
22	44	David PRENTICE	Ducati	Panigale	C	10	9:25.506	49.859	55.315	3	82.457
23	27	Peter DUNCAN	Ducati	1199s	C	10	9:32.010	56.363	55.959	6	81.508
24	22	Steven WATSON	Suzuki	GSXR750	C	9	8:38.570	1 Lap	56.409	6	80.858
25	120	Roy WAUGH	BMW	S1000RR	C	9	8:39.488	1 Lap	56.564	7	80.636
26	54	Gordon DUNCAN	Ducati	Panigale 899	C	9	8:48.338	1 Lap	57.176	2	79.773
27	4	James CRAWFORD	Yamaha	R1	C	9	9:05.471	1 Lap	59.230	2	77.006

Not classified

DNF	82	Geraint JONES	Suzuki	GSXR1000	C	7	8:35.335	DNF	57.728	4	79.010
DNF	171	Robert DOYLE	Suzuki	GSXR 1000	C	5	5:17.493	DNF	59.693	3	76.409
DNS	67	Des BURNS	Kawasaki	ZX10R	C			DNS		0	-
DNS	111	Jimmy SHANKS	KTM	RC8	C			DNS		0	-
DNS	86	Colin CAMERON	Aprilia	RSV1000	C			DNS		0	-

Announcements

Bike No.50 - Racetime includes 2 second time penalty - Yellow flag infringement.

Margin of Victory	Avg. Speed	Best Lap Tm	Best Speed	Best Lap by
0.481	88.454	50.616	90.112	72 - Sean GILFILLAN

Clerk of the Course :

Orbits

Sig :

Time :

Chief Timekeeper : Ian Sharp (SMART Timing)

Results available at www.mylaps.com and www.smart-timing.co.uk

Printed: 28/09/2015 18:10:39



KMSC National Motorcycle Racing

Scottish Championship Superbikes & KMSC Clubmans

Knockhill 1.267 miles

Race 23 - 2nd Race

27/09/2015 13:45

Race (10 Laps) started at 15:31:42

Lap	Time of Day	Lap Tm	S1	S2	S3	S3Spd	SFSpd	Lap	Time of Day	Lap Tm	S1	S2	S3	S3Spd	SFSpd
8	15:39:24.130	56.676	19.176	21.576	15.924	124.504	124.968								
9	15:40:21.544	57.414	19.560	21.964	15.890	127.339	122.236								

(54) Gordon DUNCAN

1	15:32:47.338			22.629	16.767	124.273	114.910
2	15:33:44.514	57.176	19.242	21.873	16.061	125.670	118.985
3	15:34:42.130	57.616	19.343	21.939	16.334	125.670	117.733
4	15:35:39.728	57.598	19.589	21.760	16.249	125.201	117.526
5	15:36:37.153	57.425	19.237	22.056	16.132	122.908	118.985
6	15:37:35.009	57.856	19.406	22.088	16.362	124.044	116.506
7	15:38:32.940	57.931	19.387	22.102	16.442	121.792	115.305
8	15:39:33.210	1:00.270	20.536	22.972	16.762	124.735	117.526
9	15:40:30.394	57.184	19.464	21.775	15.945	124.968	118.356

(4) James CRAWFORD

1	15:32:49.169			23.653	17.284	115.107	114.518
2	15:33:48.399	59.230	19.734	22.630	16.866	118.356	113.166
3	15:34:48.585	1:00.186	20.107	23.071	17.008	116.709	113.166
4	15:35:48.327	59.742	19.770	22.800	17.172	114.910	112.976
5	15:36:47.956	59.629	19.525	23.015	17.089	114.129	115.107
6	15:37:47.284	59.328	19.806	23.009	16.513	116.709	115.504
7	15:38:46.960	59.676	19.884	22.816	16.976	116.103	112.033
8	15:39:46.878	59.918	19.907	23.007	17.004	113.742	114.323
9	15:40:47.527	1:00.649	20.257	22.915	17.477	117.940	114.323

(82) Geraint JONES

1	15:32:48.656			23.286	16.646	120.915	122.014
2	15:33:46.437	57.781	19.026	22.354	16.401	125.201	120.265
3	15:34:44.633	58.196	19.549	22.315	16.332	122.236	121.792
4	15:35:42.361	57.728	19.195	22.196	16.337	124.273	116.709
5	15:36:40.350	57.989	19.631	22.087	16.271	121.792	121.133
6	15:37:39.140	58.790	19.004	22.798	16.988	121.572	120.049
7	15:40:17.391	2:38.251	19.886	1:39.223	39.142	63.429	31.910

(171) Robert DOYLE

1	15:32:52.164			25.150	17.575	114.714	119.196
2	15:33:53.954	1:01.790	20.665	23.873	17.252	118.356	119.621
3	15:34:53.647	59.693	20.171	22.972	16.550	123.133	119.409
4	15:35:54.401	1:00.754	19.837	23.750	17.167	108.238	118.775
5	15:36:59.549	1:05.148	20.201	24.429	20.518	95.595	45.528

Clerk of the Course :

Orbits

Sig :

Time :

Chief Timekeeper : Ian Sharp (SMART Timing)

Results available at www.mylaps.com and www.smart-timing.co.uk

www.mylaps.com

Licensed to: SMART Timing


Scottish Championship Superbikes & KMSC Clubmans

Knockhill 1.267 miles

Race 23 - 2nd Race

27/09/2015 13:45

Race (10 Laps) started at 15:31:42



Competitors	Laps										
	1	2	3	4	5	6	7	8	9	10	
Andrew TASKER (179)	1	179	24	24	24	24	24	24	24	24	24
Keith AMOR (24)	2	24	179	179	179	179	179	179	179	179	179
Scott SHAND (155)	3	155	155	155	155	155	155	72	72	72	
Donald MacFADYEN (55)	4	55	55	55	55	55	72	155	155	155	
Bruce BIRNIE (79)	5	79	79	79	79	72	79	79	79	79	
Tim HASTINGS (50)	6	50	50	72	72	72	79	55	55	50	50
Sean GILFILLAN (72)	7	72	72	50	50	50	50	50	55	55	
Darren ROSS (84)	8	84	84	84	84	84	84	84	84	84	
Richard HUGHES (11)	9	11	11	11	11	11	11	11	11	119	
Kristopher DUNCAN (119)	10	119	119	119	119	119	119	119	119	63	
Alan BRYCE (47)	11	47	47	47	47	63	63	63	63	63	11
Kenny PATERSON (63)	12	63	63	63	63	47	47	47	47	112	112
Neil BROWN (12)	13	12	12	12	12	12	12	112	47	47	
James VEVERS (105)	14	105	105	105	105	112	112	12	105	105	
Rodney SCOTT (69)	15	69	69	112	112	112	105	105	105	12	12
Paul BOWEN (141)	16	141	141	69	141	141	141	141	141	141	141
William MONIE (112)	17	112	112	141	69	69	69	69	69	69	69
Paul GAFFNEY (76)	18	76	45	45	45	76	45	76	76	76	76
Gary HOPKINS (45)	19	45	76	76	76	45	76	45	45	45	37
Steven PATERSON (37)	20	37	37	37	37	37	37	37	37	37	45
Graeme BODEL (33)	21	33	33	33	33	33	33	33	33	33	33
Peter DUNCAN (27)	22	27	44	44	44	44	44	44	44	44	44
David PRENTICE (44)	23	44	27	27	27	27	27	27	27	27	27
Steven WATSON (22)	24	22	22	120	22	22	22	22	22	22	
Roy WAUGH (120)	25	120	120	22	120	120	120	120	120	120	
Gordon DUNCAN (54)	26	54	54	54	54	54	54	54	54	54	
Geraint JONES (82)	27	82	82	82	82	82	4	4	4		
James CRAWFORD (4)	28	4	4	4	4	4	82				
Robert DOYLE (171)	29	171	171	171	171						
-	30										
-	31										
-	32										

Clerk of the Course :

Orbits

Sig : Time :

Chief Timekeeper : Ian Sharp (SMART Timing)

Results available at www.mylaps.com and www.smart-timing.co.uk

www.mylaps.com

Licensed to: SMART Timing

KMSC National Motorcycle Racing

KMSC Superbikes & Shirlaws KMSC Clubmans

Knockhill 1.267 miles

Race 29 - 3rd Race

27/09/2015 15:15

Race (8 Laps)

POLE POSITION

1	1 24 Keith AMOR	2 179 Andrew TASKER	3 72 Sean GILFILLAN
2	4 155 Scott SHAND	5 79 Bruce BIRNIE	6 55 Donald MacFADYEN
3	7 50 Tim HASTINGS	8 84 Darren ROSS	9 119 Kristopher DUNCAN
4	10 63 Kenny PATERSON	11 11 Richard HUGHES	12 112 William MONIE
5	13 47 Alan BRYCE	14 105 James VEVERS	15 12 Neil BROWN
6	16 141 Paul BOWEN	17 69 Rodney SCOTT	18 76 Paul GAFFNEY
7	19 37 Steven PATERSON	20 45 Gary HOPKINS	21 33 Graeme BODEL
8	22 44 David PRENTICE	23 27 Peter DUNCAN	24 22 Steven WATSON
9	25 120 Roy WAUGH	26 54 Gordon DUNCAN	27 4 James CRAWFORD
10	28 82 Geraint JONES	29 171 Robert DOYLE	30 67 Des BURNS

Clerk of the Course :

Orbits

Sig : Time :

Chief Timekeeper : Ian Sharp (SMART Timing)

Results available at www.mylaps.com and www.smart-timing.co.uk

www.mylaps.com

Licensed to: SMART Timing

KMSC National Motorcycle Racing

KMSC Superbikes & Shirlaws KMSC Clubmans

Knockhill 1.267 miles

Race 29 - 3rd Race

27/09/2015 15:15

Race (8 Laps)

11

31

111 Jimmy SHANKS

32

86 Colin CAMERON

Clerk of the Course :

Orbits

Sig : Time :

Chief Timekeeper : Ian Sharp (SMART Timing)

Results available at www.mylaps.com and www.smart-timing.co.uk

www.mylaps.com

Licensed to: SMART Timing

Printed: 27/09/2015 15:44:46

Page 2/2

KMSC National Motorcycle Racing**Sorted on Laps**

KMSC 125's

Knockhill 1.267 miles

Race 24 - 4th Race - Re-Start

27/09/2015 14:05

Race (5 Laps) started at 16:00:46

Pos	No.	Name	Make/Model	CC	Class Code	Laps	Total Tm	Diff	Best Tm	In Lap	Best Speed
1	9	Rishon HICKEY	Aprilia	RS125	F125	5	5:29.964		1:03.694	3	71.609
2	88	Lewis NICOL	Aprilia	RS125	F125	5	5:36.562	6.598	1:06.704	4	68.378
3	15	Finlay MILNE	Aprilia	RS125	F125	5	6:47.413	1:17.449	1:19.508	2	57.366
Not classified											
DNF	34	Jordan GILL	KTM	RC390	F125	4	4:15.810	DNF	1:02.733	4	72.706
DNF	11	Lewis PATERSON	Aprilia	RS125	F125	4	4:16.413	DNF	1:03.169	3	72.205
DNS	27	James McLAREN	Aprilia	RS125	F125			DNS		0	-
DNS	19	James ALDERSON	Honda	125	F125			DNS		0	-
DNS	47	Joel BAVIDGE	Aprilia	RS125	F125			DNS		0	-
DNS	21	Marc GIBSON	Aprilia	RS125	F125			DNS		0	-
DNS	7	Josh HODGE	Metrakit	GP70	F125			DNS		0	-

Announcements

RED FLAG after Leader completed 4 Laps - Race re-started over 5 Laps.

Margin of Victory	Avg. Speed	Best Lap Tm	Best Speed	Best Lap by
6.598	69.115	1:02.733	72.706	34 - Jordan GILL

Clerk of the Course :

Orbits

Sig : Time :

Chief Timekeeper : Ian Sharp (SMART Timing)

Results available at www.mylaps.com and www.smart-timing.co.uk

Printed: 28/09/2015 17:50:31



KMSC National Motorcycle Racing

KMSC 125's

Knockhill 1.267 miles

Race 24 - 4th Race - Re-Start

27/09/2015 14:05

Race (5 Laps) started at 16:00:46

Lap	Time of Day	Lap Tm	S1	S2	S3	S3Spd	SFSpd	Lap	Time of Day	Lap Tm	S1	S2	S3	S3Spd	SFSpd
(9) Rishon HICKEY															
1	16:01:55.087			24.467	19.574		76.782								
2	16:02:59.290	1:04.203	21.208	24.026	18.969	87.722	78.672								
3	16:04:02.984	1:03.694			18.825	89.120	78.488								
4	16:05:09.650	1:06.666			19.069	86.702	78.214								
5	16:06:16.340	1:06.690	22.168	24.588	19.934	85.706	69.326								
(88) Lewis NICOL															
1	16:01:55.230			24.529	19.984	86.035	76.782								
2	16:03:02.060	1:06.830	21.872	24.785	20.173	85.706	77.047								
3	16:04:09.225	1:07.165	21.899	25.251	20.015	85.054	78.305								
4	16:05:15.929	1:06.704	21.978	24.898	19.828	84.625	79.323								
5	16:06:22.938	1:07.009	21.865	25.034	20.110	84.732	78.580								
(15) Finlay MILNE															
1	16:02:11.189			30.502	22.704	75.742	69.977								
2	16:03:30.697	1:19.508	25.864	30.475	23.169	73.907	69.254								
3	16:04:50.695	1:19.998	26.180	30.332	23.486	74.897	66.774								
4	16:06:10.926	1:20.231	26.484	29.947	23.800	75.487	68.758								
5	16:07:33.789	1:22.863	26.691	30.625	25.547	75.742	51.266								
(34) Jordan GILL															
1	16:01:52.616			23.904	18.845	89.596	83.780								
2	16:02:56.426	1:03.810	20.988	24.093	18.729	92.562	86.479								
3	16:03:59.453	1:03.027	20.664	23.742	18.621	92.947	86.814								
4	16:05:02.186	1:02.733	20.608	23.430	18.695	90.932	85.379								
(11) Lewis PATERSON															
1	16:01:52.913			24.289	18.762	89.120	83.675								
2	16:02:56.243	1:03.330	20.580	24.048	18.702	89.120	82.645								
3	16:03:59.412	1:03.169	20.562	23.908	18.699	88.884	83.780								
4	16:05:02.789	1:03.377	20.866	23.892	18.619	89.836	83.885								

Clerk of the Course :

Orbits

Sig : Time :

Chief Timekeeper : Ian Sharp (SMART Timing)

Results available at www.mylaps.com and www.smart-timing.co.uk

www.mylaps.com

Licensed to: SMART Timing

Printed: 27/09/2015 16:10:02


KMSC 125's

Knockhill 1.267 miles

Race 24 - 4th Race - Re-Start

27/09/2015 14:05

Race (5 Laps) started at 16:00:46



Competitors	Laps					
	1	2	3	4	5	
Jordan GILL (34)	1	34	11	11	34	9
Lewis PATERSON (11)	2	11	34	34	11	88
Rishon HICKEY (9)	3	9	9	9	9	15
Lewis NICOL (88)	4	88	88	88	88	
Finlay MILNE (15)	5	15	15	15	15	
-	6					
-	7					
-	8					
-	9					
-	10					

KMSC National Motorcycle Racing

KMSC 125's

Knockhill 1.267 miles

Race 30 - 5th Race

27/09/2015 15:30

Race (8 Laps)

POLE POSITION

1
1
9 Rishon HICKEY

2
88 Lewis NICOL

3
15 Finlay MILNE

2
4
34 Jordan GILL

5
11 Lewis PATERSON

6
27 James McLAREN

3
7
19 James ALDERSON

8
47 Joel BAVIDGE

9
21 Marc GIBSON

4
10
7 Josh HODGE

Clerk of the Course :

Orbits

Sig : Time :

Chief Timekeeper : Ian Sharp (SMART Timing)

Results available at www.mylaps.com and www.smart-timing.co.uk

www.mylaps.com

Licensed to: SMART Timing

Printed: 27/09/2015 16:09:01

KMSC National Motorcycle Racing**Sorted on Laps**

Scottish Championship Sidecars

Knockhill 1.267 miles

Race 25 - 2nd Race - Jock Taylor Trophy Race

27/09/2015 14:15

Race (10 Laps) started at 16:14:42

Pos	No.	Name	Make/Model	CC	Class	Laps	Total Tm	Diff	Best Tm	In Lap	Best Speed
1	33	HEGGARTY / NEAVE	F1 LCR Suzuki		SC	10	8:59.436		52.913	3	86.200
2	16	B BIRCHALL / T BIRCHALL	LCR	600	SC	10	9:07.473	8.037	53.895	3	84.629
3	8	BELL / JACKMAN	Suzuki	R50	SC	10	9:27.227	27.791	55.545	2	82.115
4	88	NICOL / PRYDE	LCR Suzuki	GSXR1000	SC	10	9:34.681	35.245	55.766	5	81.790
5	15	SHAND / BELSEY	Shand F2 Honda	1000	SC	9	9:00.259	1 Lap	58.124	6	78.472
6	2	GAFFNEY / GAFFNEY	LCR Suzuki	1000	SC	9	9:03.656	1 Lap	58.694	7	77.710
7	23	DUCAT / HUTCHISON	Couperman LCR	750	SC	9	9:04.308	1 Lap	59.622	4	76.500
8	99	O'NEIL / GALLAGHAR	Suzuki	1000	SC	9	9:04.642	1 Lap	58.519	7	77.942
9	73	K PRING / W PRING	Honda FZ	600	SC	9	9:19.859	1 Lap	1:01.192	8	74.537
10	38	HOSKISSON / HARDIE	F2 Ireson Yamaha		SC	9	9:22.408	1 Lap	1:00.474	2	75.422
11	666	K ANDREWS Jnr / LITHGOW	Winstanley	R6	SC	9	10:01.214	1 Lap	1:05.079	2	70.085
12	11	MAYHEW / MAYHEW	Ireson Honda	1000	SC	8	9:12.241	2 Laps	1:06.082	3	69.022
13	50	BROWNE / McKAY	Ireson Thundercat	600	SC	7	9:05.309	3 Laps	1:15.591	6	60.339

Not classified

DNF	5	ANDREWS Snr / NIX	RCN GSXR	1000	SC	2	2:22.130	DNF	1:02.990	2	72.410
DNS	29	KERSHAW / WILSON	LCR Kawasaki		SC			DNS		0	-

Margin of Victory	Avg. Speed	Best Lap Tm	Best Speed	Best Lap by
8.037	84.553	52.913	86.200	33 - HEGGARTY / NEAVE

Clerk of the Course :

Orbits

Sig :

Time :

Chief Timekeeper : Ian Sharp (SMART Timing)

Results available at www.mylaps.com and www.smart-timing.co.uk

Printed: 28/09/2015 18:05:27




Scottish Championship Sidecars

Knockhill 1.267 miles

Race 25 - 2nd Race - Jock Taylor Trophy Race

27/09/2015 14:15

Race (10 Laps) started at 16:14:42



Competitors	Laps										
	1	2	3	4	5	6	7	8	9	10	
HEGGARTY / NEAVE (33)	1	33	33	33	33	33	33	33	33	33	33
B BIRCHALL / T BIRCHALL (16)	2	16	16	16	16	16	16	16	16	16	16
BELL / JACKMAN (8)	3	8	8	8	8	8	8	8	8	8	8
DUCAT / HUTCHISON (23)	4	23	88	88	88	88	88	88	88	88	88
SHAND / BELSEY (15)	5	15	23	23	23	23	23	23	15	15	
NICOL / PRYDE (88)	6	88	99	99	99	15	15	15	23	2	
O'NEIL / GALLAGHAR (99)	7	99	15	15	2	2	2	2	2	23	
GAFFNEY / GAFFNEY (2)	8	2	2	2	15	99	99	99	99	99	
K PRING / W PRING (73)	9	73	73	73	73	73	73	73	73	73	
K ANDREWS Jnr / LITHGOW (666)	10	666	38	38	38	38	38	38	38	38	
HOSKISSON / HARDIE (38)	11	38	666	666	666	666	666	666	666	666	
ANDREWS Snr / NIX (5)	12	5	5	11	11	11	11	11	11	11	
MAYHEW / MAYHEW (11)	13	11	11	50	50	50	50	50			
BROWNE / McKAY (50)	14	50	50								
-	15										

KMSC National Motorcycle Racing

Sorted on Laps

KMSC Superstock 600

Knockhill 1.267 miles

Race 26 - 3rd Race

27/09/2015 14:30

Race (8 Laps) started at 16:30:59

Pos	No.	Name	Make/Model	CC	Class Code	Laps	Total Tm	Diff	Best Tm	In Lap	Best Speed
1	8	Lewis ROLLO	Kawasaki	ZXR 600	S6	8	6:56.632		51.103	4	89.253
2	30	Liam SHELLCOCK	Triumph	675R	S6	8	7:01.204	4.572	51.963	3	87.776
3	19	Kristopher DUNCAN	Kawasaki	ZX6R	S6	8	7:04.610	7.978	52.512	7	86.858
4	45	Ewan GRAY	Kawasaki	ZX6R 600	S6	8	7:07.802	11.170	52.504	5	86.871
5	7	Jodie CHALK	Triumph	675	S6	8	7:13.918	17.286	53.660	2	85.000
6	2	Angus MEARNES	Yamaha	R6 600	S6	8	7:14.217	17.585	53.487	2	85.275
7	72	Peter DUNCAN	Triumph	675R	S6	8	7:26.827	30.195	54.949	5	83.006
8	26	Mike SWANSON	Yamaha	R6 600	S6	8	7:27.943	31.311	54.680	2	83.414
9	84	Lee NAILER	Yamaha	R6 600	S6	8	7:28.133	31.501	54.749	8	83.309
10	27	Andrew DONALD	Yamaha	R6 600	S6	8	7:34.703	38.071	55.604	7	82.028
11	50	Barry GARRETT	Suzuki	GSXR	S6	8	7:46.793	50.161	57.496	3	79.329
12	35	Kevin GILES	Kawasaki	ZX6	S6	8	7:48.736	52.104	57.619	8	79.160
13	90	Dean CRAWFORD	Yamaha	R6 600	S6	7	6:57.392	1 Lap	58.539	2	77.915
14	55	David MUNRO	Yamaha	R6 600	S6	7	6:58.492	1 Lap	58.275	7	78.268
15	58	Jamie LOCH	Suzuki	GSXR600	S6	7	6:59.974	1 Lap	58.934	3	77.393

Not classified

DNF	99	Callum GRIGOR	Kawasaki	ZX6R 600	S6	6	5:24.909	DNF	52.425	5	87.002
DNF	93	Kyle DUNCAN	Kawasaki	ZX6R 600	S6	6	5:51.132	DNF	55.389	5	82.347
DNS	97	Sammi TASKER	Suzuki	GSXR600	S6			DNS		0	-
DNS	75	Charlie BUNYAN	Yamaha	R6 600	S6			DNS		0	-
DNS	63	Chris EASTWOOD	Suzuki	GSXR600	S6			DNS		0	-
DNS	12	George McCOMBIE	Triumph	Daytona 675	S6			DNS		0	-

Margin of Victory	Avg. Speed	Best Lap Tm	Best Speed	Best Lap by
4.572	87.580	51.103	89.253	8 - Lewis ROLLO

Clerk of the Course :

Orbits

Sig :
 Time :
 Chief Timekeeper : Ian Sharp (SMART Timing)
 Results available at www.mylaps.com and www.smart-timing.co.uk



KMSC National Motorcycle Racing

KMSC Superstock 600

Knockhill 1.267 miles

Race 26 - 3rd Race

27/09/2015 14:30

Race (8 Laps) started at 16:30:59

Lap	Time of Day	Lap Tm	S1	S2	S3	S3Spd	SFSpd	Lap	Time of Day	Lap Tm	S1	S2	S3	S3Spd	SFSpd
<hr/>															
(99) Callum GRIGOR															
1	16:31:55.947			20.316	15.359	125.905	118.565								
2	16:32:48.981	53.034	17.546	20.267	15.221	124.504	118.565								
3	16:33:41.944	52.963	17.412	20.431	15.120	126.142	118.147								
4	16:34:34.666	52.722	17.357	20.227	15.138	125.905	117.526								
5	16:35:27.091	52.425	17.357	20.038	15.030	127.339	118.565								
6	16:36:24.630	57.539	17.328	21.610	18.601	125.670	36.412								
<hr/>															
(93) Kyle DUNCAN															
1	16:31:58.693			21.394	15.939	120.697	112.033								
2	16:32:54.207	55.514	18.274	21.225	16.015	120.480	112.220								
3	16:33:50.086	55.879	18.495	21.262	16.122	122.908	110.739								
4	16:34:46.025	55.939	18.687	21.193	16.059	122.014	113.166								
5	16:35:41.414	55.389	18.328	21.342	15.719	121.352	112.220								
6	16:36:50.853	1:09.439	18.164	33.797	17.478	117.116	50.080								

Clerk of the Course :

Orbits

Sig : Time :

Chief Timekeeper : Ian Sharp (SMART Timing)

Results available at www.mylaps.com and www.smart-timing.co.uk

www.mylaps.com

Licensed to: SMART Timing

Printed: 27/09/2015 16:40:46

Page 2/2


KMSC Superstock 600

Knockhill 1.267 miles

Race 26 - 3rd Race

27/09/2015 14:30

Race (8 Laps) started at 16:30:59



Competitors	Laps								
	1	2	3	4	5	6	7	8	
Lewis ROLLO (8)	1	8	8	8	8	8	8	8	8
Liam SHELLCOCK (30)	2	30	30	30	30	30	30	30	30
Kristopher DUNCAN (19)	3	19	19	19	19	19	19	19	19
Callum GRIGOR (99)	4	99	99	99	99	45	45	45	
Ewan GRAY (45)	5	45	45	45	45	99	7	7	
Jodie CHALK (7)	6	7	7	7	7	7	2	2	
Angus MEARNES (2)	7	2	2	2	2	2	72	72	
Kyle DUNCAN (93)	8	93	93	84	72	72	26	26	
Lee NAILER (84)	9	84	84	72	84	93	26	84	84
Peter DUNCAN (72)	10	72	72	93	93	26	84	27	27
Mike SWANSON (26)	11	26	26	26	26	84	27	50	50
Barry GARRETT (50)	12	50	27	27	27	27	50	35	35
Andrew DONALD (27)	13	27	50	50	50	50	93	90	
Kevin GILES (35)	14	35	35	35	35	35	35	55	
Jamie LOCH (58)	15	58	58	58	58	90	90	58	
David MUNRO (55)	16	55	55	90	90	58	55		
Dean CRAWFORD (90)	17	90	90	55	55	55	58		
-	18								
-	19								
-	20								
-	21								

KMSC National Motorcycle Racing

Sorted on Laps

KMSC Cupar Motorcycles Pre-Injection 600

Knockhill 1.267 miles

Race 27 - 5th Race

27/09/2015 14:45

Race (8 Laps) started at 16:43:39

Pos	No.	Name	Make/Model	CC	Class Code	Laps	Total Tm	Diff	Best Tm	In Lap	Best Speed
1	47	Steven HADDOW	Yamaha	R6 600	PI6	8	7:16.776		53.749	6	84.859
2	84	Kyle HARPER	Yamaha	R6 600	PI6	8	7:20.236	3.460	54.159	3	84.217
3	89	Alex BASS	Yamaha	R6 600	PI6	8	7:20.914	4.138	54.284	2	84.023
4	48	David McCAFFERTY	Yamaha	R6 600	PI6	8	7:21.415	4.639	54.178	7	84.187
5	21	Michael BURKE	Yamaha	R6 600	PI6	8	7:21.467	4.691	54.306	7	83.989
6	86	Russell WILL	Yamaha	R6 600	PI6	8	7:22.156	5.380	54.355	3	83.913
7	11	Patrick FORMAN	Yamaha	R6 600	PI6	8	7:33.286	16.510	55.083	4	82.804
8	91	Lewis SHAND	Yamaha	R6 600	PI6	8	7:33.450	16.674	55.581	3	82.062
9	92	Andrew CRAIGMILE	Yamaha	R6 600	PI6	8	7:34.173	17.397	55.694	6	81.896
10	0	Alex McGUINNESS	Yamaha	R6 600	PI6	8	7:37.684	20.908	55.682	6	81.913
11	41	Kieran MURRAY	Kawasaki	ZX6 600	PI6	8	7:39.712	22.936	56.421	6	80.840
12	60	Douglas BROWN	Yamaha	R6 600	PI6	8	7:41.010	24.234	56.792	3	80.312
13	64	Andrew CUTHBERT	Kawasaki	ZXR 600	PI6	8	7:46.932	30.156	57.066	8	79.927
14	119	Allan HARROW	Yamaha	R6 600	PI6	8	7:46.937	30.161	57.167	8	79.785
15	6	James WILKEN	Yamaha	R6 600	PI6	8	7:48.458	31.682	57.246	5	79.675
16	33	Scott LOGAN	Honda	CBR 600	PI6	8	7:49.997	33.221	56.991	7	80.032
17	81	Stewart MARR	Yamaha	R6 600	PI6	8	7:51.798	35.022	58.135	7	78.457
18	76	Steven BEATTIE	Yamaha	R6 600	PI6	8	7:58.062	41.286	58.195	7	78.376
19	58	Barry STEWART	Yamaha	R6 600	PI6	8	7:58.869	42.093	58.253	8	78.298
20	54	Cameron ROBB	Yamaha	R6 600	PI6	8	8:04.560	47.784	58.866	8	77.483
21	199	Ross WATTS	Yamaha	R6 600	PI6	8	8:11.120	54.344	59.726	6	76.367
22	73	Fraser CAMERON	Yamaha	YZF 600	PI6	8	8:23.824	1:07.048	1:00.066	5	75.935
23	45	Gerry SULLIVAN	Kawasaki	ZX6R 600	PI6	7	7:23.170	1 Lap	1:01.448	4	74.227
24	29	Ross CLIMSON	Yamaha	R6 600	PI6	7	7:24.516	1 Lap	1:01.667	3	73.963
Not classified											
DNF	35	Ross BEATTIE	Yamaha	R6 600	PI6	7	7:08.676	DNF	59.436	6	76.740
DNS	36	Crichton CAMPBELL	Honda	CBR 600	PI6			DNF		0	-
DNS	15	Jon DICKIE	Yamaha	R6 600	PI6			DNF		0	-

Announcements

Bike No.73 - Racetime includes 10 second Jump Start penalty.

Margin of Victory	Avg. Speed	Best Lap Tm	Best Speed	Best Lap by
3.460	83.541	53.749	84.859	47 - Steven HADDOW

Clerk of the Course :

Orbits

Sig : Time :

Chief Timekeeper : Ian Sharp (SMART Timing)

Results available at www.mylaps.com and www.smart-timing.co.uk

Printed: 28/09/2015 17:54:12



KMSC National Motorcycle Racing

KMSC Cupar Motorcycles Pre-Injection 600

Knockhill 1.267 miles

Race 27 - 5th Race

27/09/2015 14:45

Race (8 Laps) started at 16:43:39

Lap	Time of Day	Lap Tm	S1	S2	S3	S3Spd	SFSpd
7	16:50:30.261	57.608	19.435	21.760	16.413	120.049	111.846
8	16:51:28.053	57.792	19.555	21.673	16.564	113.357	111.290

(33) Scott LOGAN

1	16:44:44.131			23.071	16.765	115.305	108.764
2	16:45:42.554	58.423	19.272	22.217	16.934	115.305	108.238
3	16:46:40.340	57.786	19.101	22.157	16.528	114.518	108.064
4	16:47:38.821	58.481	19.912	22.037	16.532	115.903	108.238
5	16:48:36.584	57.763	19.254	22.074	16.435	115.703	109.296
6	16:49:34.846	58.262	19.487	22.226	16.549	115.903	109.296
7	16:50:31.837	56.991	18.748	21.795	16.448	115.107	108.064
8	16:51:29.592	57.755	19.212	21.984	16.559	110.193	107.717

(81) Stewart MARR

1	16:44:43.069			22.493	16.944	116.304	109.474
2	16:45:41.459	58.390	19.477	22.045	16.868	112.786	110.556
3	16:46:39.662	58.203	19.561	22.041	16.601	115.903	110.193
4	16:47:37.905	58.243	19.473	22.212	16.558	115.107	108.413
5	16:48:36.231	58.326	19.655	22.076	16.595	115.504	109.832
6	16:49:34.671	58.440	19.612	22.332	16.496	115.107	108.413
7	16:50:32.806	58.135	19.496	22.054	16.585	114.129	110.739
8	16:51:31.393	58.587	19.674	22.297	16.616	112.976	109.474

(76) Steven BEATTIE

1	16:44:45.814			23.341	17.199	118.775	107.717
2	16:45:44.360	58.546	19.517	22.590	16.439	118.985	112.220
3	16:46:43.797	59.437	19.870	22.769	16.798	118.147	111.290
4	16:47:43.238	59.441	19.733	22.882	16.826	120.265	109.118
5	16:48:42.879	59.641	20.004	22.729	16.908	119.621	109.653
6	16:49:41.120	58.241	19.699	22.325	16.217	117.733	110.012
7	16:50:39.315	58.195	19.119	22.403	16.673	116.304	107.544
8	16:51:37.657	58.342	19.372	22.527	16.443	115.903	112.033

(58) Barry STEWART

1	16:44:44.978			23.326	16.850	120.480	115.107
2	16:45:44.160	59.182	19.574	22.577	17.031	117.940	114.323
3	16:46:43.409	59.249	19.885	22.640	16.724	117.116	114.910
4	16:47:42.831	59.422	19.900	22.889	16.633	119.409	113.742
5	16:48:42.461	59.630	20.177	22.657	16.796	121.572	114.323
6	16:49:41.668	59.207	19.881	22.935	16.391	121.792	115.504
7	16:50:40.211	58.543	19.345	22.445	16.753	119.835	115.504
8	16:51:38.464	58.253	19.346	22.308	16.599	118.775	110.739

(54) Cameron ROBB

1	16:44:47.129			23.966	16.998	112.408	109.832
2	16:45:47.722	1:00.593	20.223	23.259	17.111	105.515	109.296
3	16:46:47.842	1:00.120	20.027	23.451	16.642	110.739	107.201
4	16:47:48.022	1:00.180	19.825	23.489	16.866	109.653	109.832
5	16:48:47.105	59.083	19.557	23.082	16.444	110.739	107.372
6	16:49:46.014	58.909	19.499	22.932	16.478	112.597	107.717
7	16:50:45.289	59.275	19.507	23.127	16.641	105.184	108.238
8	16:51:44.155	58.866	19.264	23.017	16.585	112.597	108.941

(199) Ross WATTS

1	16:44:46.694			23.657	17.251	116.912	109.296
2	16:45:46.852	1:00.158	19.971	22.961	17.226	116.304	106.351
3	16:46:47.357	1:00.505	20.383	22.995	17.127	116.103	106.689
4	16:47:47.921	1:00.564	20.062	23.381	17.121	113.935	107.030
5	16:48:47.992	1:00.071	20.484	22.716	16.871	116.709	107.201
6	16:49:47.718	59.726	19.981	22.674	17.071	117.116	107.372
7	16:50:48.235	1:00.517	20.349	22.881	17.287	115.703	106.015
8	16:51:50.715	1:02.480	20.563	24.482	17.435	110.739	104.529

(73) Fraser CAMERON

1	16:44:48.158			24.099	17.201	118.356	112.597
2	16:45:48.541	1:00.383	20.451	22.763	17.169	117.733	111.105
3	16:46:48.790	1:00.249	20.131	22.715	17.403	119.621	111.846
4	16:47:49.361	1:00.571	20.220	23.085	17.266	120.265	110.556
5	16:48:49.427	1:00.066	20.379	22.748	16.939	118.356	110.556
6	16:49:49.837	1:00.410	20.328	22.837	17.245	118.356	111.105
7	16:50:51.944	1:02.107	20.182	22.781	19.144	119.621	104.856
8	16:51:53.419	1:01.475	20.608	23.644	17.223	116.103	111.290

(45) Gerry SULLIVAN

Lap	Time of Day	Lap Tm	S1	S2	S3	S3Spd	SFSpd
1	16:44:51.157			24.910	17.781	110.556	106.183
2	16:45:53.506	1:02.349	20.992	23.819	17.538	110.374	105.020
3	16:46:55.280	1:01.774	20.712	23.727	17.335	111.660	104.856
4	16:47:56.728	1:01.448	20.670	23.492	17.286	109.653	105.515
5	16:48:58.470	1:01.742	20.872	23.568	17.302	110.374	103.242
6	16:50:00.910	1:02.440	21.279	23.730	17.431	110.012	105.681
7	16:51:02.765	1:01.855	20.779	23.496	17.580	110.193	106.015

(29) Ross CLIMSON

1	16:44:50.258			24.402	17.693	106.015	107.890
2	16:45:52.525	1:02.267	20.471	23.886	17.910	107.201	103.882
3	16:46:54.192	1:01.667	20.454	23.582	17.631	106.689	104.692
4	16:47:56.113	1:01.921	20.569	23.627	17.725	107.030	104.204
5	16:48:58.288	1:02.175	20.831	23.670	17.674	108.764	102.142
6	16:50:01.427	1:03.139	20.995	24.102	18.042	105.020	103.084
7	16:51:04.111	1:02.684	20.728	24.423	17.533	109.118	101.371

(35) Ross BEATTIE

1	16:44:46.478			23.757	17.236	112.408	106.520
2	16:45:47.015	1:00.537	20.545	23.138	16.854	112.408	106.520
3	16:46:47.891	1:00.876	20.426	23.407	17.043	112.033	103.242
4	16:47:48.946	1:01.055	20.059	23.380	17.616	111.474	104.366
5	16:48:48.617	59.671	19.955	22.839	16.877	112.976	105.184
6	16:49:48.053	59.436	19.782	22.660	16.994	113.549	104.529
7	16:50:48.271	1:00.218	20.208	23.113	16.897	110.922	105.020

Clerk of the Course :

Sig :

Time :

Chief Timekeeper : Ian Sharp (SMART Timing)

Results available at www.mylaps.com and www.smart-timing.co.uk

Orbits

www.mylaps.com

Licensed to: SMART Timing


KMSC Cupar Motorcycles Pre-Injection 600

Knockhill 1.267 miles

Race 27 - 5th Race

27/09/2015 14:45

Race (8 Laps) started at 16:43:39



Competitors	Laps								
	1	2	3	4	5	6	7	8	
Steven HADDOW (47)	1	47	47	47	47	47	47	47	47
Kyle HARPER (84)	2	84	84	84	84	84	84	84	84
Alex BASS (89)	3	89	89	89	89	89	89	89	89
David McCAFFERTY (48)	4	48	48	48	48	48	48	48	48
Russell WILL (86)	5	86	86	86	86	86	21	21	
Michael BURKE (21)	6	21	21	21	21	21	86	86	
Andrew CRAIGMILE (92)	7	92	91	91	91	91	11	11	
Lewis SHAND (91)	8	91	92	92	11	11	91	91	
Douglas BROWN (60)	9	60	60	60	11	92	92	92	
Kieran MURRAY (41)	10	41	41	11	60	0	0	0	0
Alex McGUINNESS (0)	11	0	11	41	0	41	41	41	41
Allan HARROW (119)	12	119	0	0	41	60	60	60	60
Patrick FORMAN (11)	13	11	119	119	119	119	119	119	64
Stewart MARR (81)	14	81	81	64	64	64	64	64	119
Andrew CUTHBERT (64)	15	64	64	81	6	6	6	6	6
Scott LOGAN (33)	16	33	33	33	81	81	81	33	33
James WILKEN (6)	17	6	6	6	33	33	33	81	81
Barry STEWART (58)	18	58	58	58	58	58	76	76	76
Steven BEATTIE (76)	19	76	76	76	76	76	58	58	58
Ross BEATTIE (35)	20	35	199	199	199	54	54	54	54
Ross WATTS (199)	21	199	35	54	54	199	199	199	199
Cameron ROBB (54)	22	54	54	35	35	35	35	35	73
Fraser CAMERON (73)	23	73	73	73	73	73	73	73	
Ross CLIMSON (29)	24	29	29	29	29	29	45	45	
Gerry SULLIVAN (45)	25	45	45	45	45	29	29		
-	26								
-	27								

KMSC National Motorcycle Racing

Sorted on Laps

KMSC Superbikes & Shirlaws KMSC Clubmans

Knockhill 1.267 miles

Race 29 - 3rd Race

27/09/2015 15:15

Race (8 Laps) started at 17:12:17

Pos	No.	Name	Make/Model	CC	Class Code	Laps	Total Tm	Diff	Best Tm	In Lap	Best Speed
1	24	Keith AMOR	BMW	S1000RR	SB	8	6:52.090		50.694	4	89.973
2	79	Bruce BIRNIE	BMW	S1000RR	SB	8	6:53.145	1.055	50.816	2	89.757
3	179	Andrew TASKER	Kawasaki	ZX10R	SB	8	6:53.196	1.106	50.755	3	89.865
4	72	Sean GILFILLAN	Kawasaki	ZX10R	SB	8	6:53.609	1.519	50.729	4	89.911
5	155	Scott SHAND	Yamaha	YZF R1	SB	8	6:59.663	7.573	51.217	3	89.054
6	84	Darren ROSS	Kawasaki	ZX10R	SB	8	7:05.174	13.084	52.003	4	87.708
7	119	Kristopher DUNCAN	Kawasaki	ZX6R 600	C	8	7:07.194	15.104	52.669	7	86.599
8	63	Kenny PATERSON	BMW	S1000RR	C	8	7:07.336	15.246	52.027	7	87.668
9	112	William MONIE	Ducati	899	SB	8	7:07.597	15.507	52.608	7	86.700
10	11	Richard HUGHES	BMW	S1000RR	C	8	7:10.058	17.968	52.704	6	86.542
11	47	Alan BRYCE	BMW	1000RR	SB	8	7:10.774	18.684	52.889	5	86.239
12	12	Neil BROWN	Honda	CBR1000	C	8	7:14.200	22.110	53.037	3	85.998
13	141	Paul BOWEN	Suzuki	GSXR6000R	C	8	7:14.322	22.232	52.809	7	86.370
14	69	Rodney SCOTT	BMW	S1000RR	C	8	7:17.558	25.468	53.587	8	85.116
15	105	James VEVERS	Suzuki	GSXR1000	C	8	7:18.161	26.071	53.429	3	85.367
16	37	Steven PATERSON	Yamaha	R1	C	8	7:31.596	39.506	55.026	5	82.890
17	33	Graeme BODEL	BMW	S1000RR	C	8	7:31.707	39.617	55.393	4	82.341
18	27	Peter DUNCAN	Ducati	1199s	C	8	7:32.807	40.717	55.347	3	82.409
19	22	Steven WATSON	Suzuki	GSXR750	C	8	7:40.675	48.585	56.595	8	80.592
20	54	Gordon DUNCAN	Ducati	Panigale 899	C	8	7:45.780	53.690	57.101	8	79.878
21	82	Geraint JONES	Suzuki	GSXR1000	C	8	7:50.823	58.733	56.880	4	80.188
22	171	Robert DOYLE	Suzuki	GSXR 1000	C	7	6:54.766	1 Lap	58.015	2	78.619
23	4	James CRAWFORD	Yamaha	R1	C	7	7:07.702	1 Lap	59.871	7	76.182

Not classified

DNS	55	Donald MacFADYEN	BMW	S1000RR	SB			DNS		0	-
DNS	50	Tim HASTINGS	Kawasaki	ZX6R 600	SB			DNS		0	-
DNS	76	Paul GAFFNEY	Yamaha	R6 600	C			DNS		0	-
DNS	45	Gary HOPKINS	Yamaha	R1	C			DNS		0	-
DNS	44	David PRENTICE	Ducati	Panigale	C			DNS		0	-
DNS	120	Roy WAUGH	BMW	S1000RR	C			DNS		0	-
DNS	67	Des BURNS	Kawasaki	ZX10R	C			DNS		0	-
DNS	111	Jimmy SHANKS	KTM	RC8	C			DNS		0	-
DNS	86	Colin CAMERON	Aprilia	RSV1000	C			DNS		0	-

Margin of Victory	Avg. Speed	Best Lap Tm	Best Speed	Best Lap by
1.055	88.546	50.694	89.973	24 - Keith AMOR

Clerk of the Course :

Orbits

Sig : Time :
 Chief Timekeeper : Ian Sharp (SMART Timing)
 Results available at www.mylaps.com and www.smart-timing.co.uk



KMSC National Motorcycle Racing

KMSC Superbikes & Shirlaws KMSC Clubmans

Knockhill 1.267 miles

Race 29 - 3rd Race

27/09/2015 15:15

Race (8 Laps) started at 17:12:17

Lap	Time of Day	Lap Tm	S1	S2	S3	S3Spd	SFSpd	Lap	Time of Day	Lap Tm	S1	S2	S3	S3Spd	SFSpd
7	17:18:42.131	53.601	17.713	20.572	15.316	137.516	126.618	2	17:14:23.876	59.916	19.929	23.010	16.977	115.504	112.597
8	17:19:36.004	53.873	17.878	20.681	15.314	136.121	122.908	3	17:15:23.924	1:00.048	19.882	23.042	17.124	114.910	109.653
(37) Steven PATERSON								4	17:16:24.692	1:00.768	20.344	23.076	17.348	112.976	109.832
1	17:13:19.224			22.083	15.900	127.824	122.014	5	17:17:25.182	1:00.490	20.119	23.071	17.300	113.166	110.374
2	17:14:14.612	55.388	18.436	21.362	15.590	126.857	120.049	6	17:18:25.674	1:00.492	20.804	22.576	17.112	116.912	113.549
3	17:15:10.103	55.491	18.410	21.391	15.690	126.618	120.265	7	17:19:25.545	59.871	19.822	22.904	17.145	114.714	114.323
4	17:16:05.589	55.486	18.611	21.132	15.743	125.905	120.049								
5	17:17:00.615	55.026	18.280	20.940	15.806	127.339	117.321								
6	17:17:57.972	57.357	18.689	21.161	17.507	124.968	117.733								
7	17:18:53.685	55.713	18.850	20.734	16.129	125.435	117.940								
8	17:19:49.439	55.754	18.763	20.868	16.123	125.435	119.196								

(33) Graeme BODEL							
1	17:13:19.768			22.020	15.923	126.380	124.504
2	17:14:15.411	55.643	18.583	21.311	15.749	125.435	120.480
3	17:15:10.990	55.579	18.417	21.427	15.735	124.273	122.683
4	17:16:06.383	55.393	18.434	21.173	15.786	125.435	121.572
5	17:17:02.366	55.983	18.617	21.393	15.973	123.587	119.196
6	17:17:57.974	55.608	18.585	21.188	15.835	127.098	120.480
7	17:18:53.703	55.729	19.222	20.582	15.925	125.670	118.565
8	17:19:49.550	55.847	19.120	20.766	15.961	128.559	118.775

(27) Peter DUNCAN							
1	17:13:19.579			22.221	15.868	127.581	121.572
2	17:14:15.315	55.736	18.664	21.312	15.760	129.053	123.587
3	17:15:10.662	55.347	18.439	21.431	15.477	125.670	123.587
4	17:16:06.220	55.558	18.516	21.297	15.745	125.670	121.792
5	17:17:02.176	55.956	18.580	21.512	15.864	126.380	122.014
6	17:17:58.619	56.443	18.557	21.622	16.264	128.068	121.792
7	17:18:54.264	55.645	18.929	20.992	15.724	129.053	124.504
8	17:19:50.650	56.386	18.881	21.800	15.705	127.339	122.459

(22) Steven WATSON							
1	17:13:20.816			22.269	16.487	128.313	117.940
2	17:14:18.171	57.355	19.038	21.970	16.347	125.670	118.775
3	17:15:14.957	56.786	18.972	21.752	16.062	127.824	118.356
4	17:16:11.702	56.745	18.967	21.704	16.074	127.339	118.985
5	17:17:08.363	56.661	19.026	21.652	15.983	127.824	119.835
6	17:18:05.207	56.844	18.841	21.466	16.537	127.824	114.910
7	17:19:01.923	56.716	18.942	21.763	16.011	126.618	119.409
8	17:19:58.518	56.595	18.876	21.603	16.116	126.380	118.775

(54) Gordon DUNCAN							
1	17:13:21.282			22.387	16.413	124.044	118.985
2	17:14:18.461	57.179	19.091	22.002	16.086	125.435	118.775
3	17:15:16.285	57.824	19.713	21.990	16.121	124.968	116.709
4	17:16:13.957	57.672	19.577	21.948	16.147	125.201	116.912
5	17:17:11.641	57.684	19.376	22.025	16.283	125.201	116.304
6	17:18:09.275	57.634	19.435	22.036	16.163	125.435	116.103
7	17:19:06.522	57.247	19.486	21.800	15.961	124.273	117.116
8	17:20:03.623	57.101	19.169	21.876	16.056	125.435	116.103

(82) Geraint JONES							
1	17:13:23.174			23.068	16.340	120.049	118.565
2	17:14:21.143	57.969	19.229	22.407	16.333	123.360	122.459
3	17:15:18.503	57.360	19.110	22.050	16.200	124.968	122.014
4	17:16:15.383	56.880	18.747	21.860	16.273	124.735	120.480
5	17:17:12.471	57.088	19.034	21.884	16.170	126.142	118.985
6	17:18:10.371	57.900	19.154	22.405	16.341	124.735	119.409
7	17:19:07.880	57.509	18.967	22.104	16.438	125.905	120.697
8	17:20:08.666	1:00.786	19.121	22.554	19.111	120.265	112.597

(171) Robert DOYLE							
1	17:13:22.364			22.728	16.558	122.908	117.940
2	17:14:20.379	58.015	19.397	22.601	16.017	124.044	122.236
3	17:15:18.988	58.609	19.563	22.180	16.866	124.968	119.835
4	17:16:17.428	58.440	19.157	22.466	16.817	121.133	119.621
5	17:17:15.637	58.209	19.175	22.330	16.704	116.304	120.265
6	17:18:13.958	58.321	19.432	22.316	16.573	120.915	120.697
7	17:19:12.609	58.651	19.038	22.864	16.749	122.236	123.360

(4) James CRAWFORD							
1	17:13:23.960			23.370	17.181	115.903	114.714

Clerk of the Course :

Orbits

Sig : Time :

Chief Timekeeper : Ian Sharp (SMART Timing)

www.mylaps.com

Results available at www.mylaps.com and www.smart-timing.co.uk

Licensed to: SMART Timing

Printed: 27/09/2015 17:21:56

Page 2/2


KMSC Superbikes & Shirlaws KMSC Clubmans

Knockhill 1.267 miles

Race 29 - 3rd Race

27/09/2015 15:15

Race (8 Laps) started at 17:12:17



Competitors	Laps							
	1	2	3	4	5	6	7	8
Keith AMOR (24)	1	24	24	24	24	24	24	24
Bruce BIRNIE (79)	2	79	79	79	79	79	79	79
Sean GILFILLAN (72)	3	72	179	179	179	179	72	179
Andrew TASKER (179)	4	179	72	72	72	72	179	72
Scott SHAND (155)	5	155	155	155	155	155	155	155
Kristopher DUNCAN (119)	6	119	119	119	84	84	84	84
William MONIE (112)	7	112	112	112	119	119	119	119
Alan BRYCE (47)	8	47	84	84	112	112	112	63
Darren ROSS (84)	9	84	47	63	63	63	63	112
Kenny PATERSON (63)	10	63	63	47	47	47	47	11
Neil BROWN (12)	11	12	12	12	11	11	11	47
Richard HUGHES (11)	12	11	11	11	12	12	12	12
Paul BOWEN (141)	13	141	141	141	141	141	141	141
James VEVERS (105)	14	105	69	69	69	69	69	69
Rodney SCOTT (69)	15	69	105	105	105	105	105	105
Steven PATERSON (37)	16	37	37	37	37	37	37	37
Peter DUNCAN (27)	17	27	27	27	27	33	33	33
Graeme BODEL (33)	18	33	33	33	33	27	27	27
Steven WATSON (22)	19	22	22	22	22	22	22	22
Gordon DUNCAN (54)	20	54	54	54	54	54	54	54
Robert DOYLE (171)	21	171	171	82	82	82	82	82
Geraint JONES (82)	22	82	82	171	171	171	171	171
James CRAWFORD (4)	23	4	4	4	4	4	4	4
-	24							
-	25							
-	26							
-	27							
-	28							
-	29							
-	30							
-	31							
-	32							

KMSC National Motorcycle Racing

Sorted on Laps

KMSC Lightweights

Knockhill 1.267 miles

Race 28 - 3rd Race

27/09/2015 15:00

Race (8 Laps) started at 16:57:16

Pos	No.	Name	Make/Model	CC	Class Code	Laps	Total Tm	Diff	Best Tm	In Lap	Best Speed
1	31	Torquil PATERSON	Kawasaki	ER6	SL	8	7:18.347		54.112	3	84.290
2	42	Mark IRONSIDE	Kawasaki	XR600	SL	8	7:20.535	2.188	54.271	3	84.043
3	33	Adrian CLARK	Kawasaki	ER6	SL	8	7:20.785	2.438	54.115	4	84.285
4	15	Keith DICKIE	Kawasaki	ER6	SL	8	7:28.808	10.461	55.339	8	82.421
5	5	Gillian McGAW	Kawasaki	400	SL	8	7:36.174	17.827	56.266	3	81.063
6	21	Grant REID	Kawasaki	ER6	SL	8	7:50.540	32.193	57.856	2	78.835
7	4	Alan GIBSON	Suzuki	SV650	SL	8	7:51.392	33.045	57.854	3	78.838
8	13	Andrew BARTON	Suzuki	SV650	SL	8	7:53.227	34.880	57.885	2	78.796
9	68	Scott ROBERTSON	Suzuki	SV650	SL	8	7:55.920	37.573	56.294	6	81.023
10	66	Kevin WATRET	Kawasaki	ER6	SL	8	7:56.860	38.513	57.989	5	78.654
11	54	Ryan GIBSON	Kawasaki	ZXR400	SL	8	8:00.532	42.185	58.858	4	77.493
12	39	Stuart HAMILTON	Kawasaki	FZR400	SL	8	8:03.766	45.419	59.222	4	77.017
13	79	Ashley ROBSON	Kawasaki	ZXR400	SL	8	8:05.251	46.904	59.439	8	76.736
14	24	Alex REID	Suzuki	SFC Gladius	SL	8	8:06.506	48.159	59.811	3	76.258
15	27	Brian CHALMERS	Kawasaki	ZX7R	SL	8	8:08.938	50.591	59.544	2	76.600
16	8	Robin LAMB	Aprilia	RSV250	SL	8	8:17.425	59.078	1:00.285	7	75.659
17	10	Marc McEWAN	Kawasaki	ER650	SL	8	8:17.597	59.250	1:00.490	2	75.402
18	16	Gerry KEIRNAN	Suzuki	SV650	SL	7	7:24.575	1 Lap	1:02.171	6	73.364
19	73	Rae MALONEY	Kawasaki	ER6	SL	7	7:24.595	1 Lap	1:01.609	4	74.033
20	17	Michael CRITCHELL	Suzuki	SV650	SL	7	7:30.854	1 Lap	1:02.765	3	72.669
21	11	Lianne MAYHEW	Kawasaki	ZX6R 400	SL	7	7:43.169	1 Lap	1:04.137	3	71.115
22	74	Christine WATSON	Honda	CBR400RR	SL	7	7:53.227	1 Lap	1:06.111	2	68.991
23	34	Charles MORRISON	Kawasaki	ZXR400	SL	7	8:22.781	1 Lap	1:10.517	3	64.681

Not classified

DNF	12	Dan JAMES	Suzuki	SV650	SL	3	2:59.948	DNF	58.086	2	78.523
DNS	55	Tom ROBINSON	Aprilia	RRV 450	SL			DNF		0	-
DNS	112	Gordon MILLAR	Suzuki	SV650	SL			DNF		0	-
DNS	38	Derek WILKIE	Kawasaki	ZXR 400	F4			DNF		0	-
DNS	25	Jim PURVIS	Yamaha	FZR400	SL			DNF		0	-
DNS	67	Mark McGAW	Kawasaki	400	SL			DNF		0	-
DNS	234	AI CAMERON	Kawasaki	ER6	SL			DNF		0	-
DNS	37	Liam CAMPBELL	Honda	CBR400	SL			DNF		0	-

Margin of Victory	Avg. Speed	Best Lap Tm	Best Speed	Best Lap by
2.188	83.242	54.112	84.290	31 - Torquil PATERSON

Clerk of the Course :

Orbits

Sig : Time :
 Chief Timekeeper : Ian Sharp (SMART Timing)
 Results available at www.mylaps.com and www.smart-timing.co.uk



KMSC National Motorcycle Racing


KMSC Lightweights

Race 28 - 3rd Race

Race (8 Laps) started at 16:57:16

Knockhill 1.267 miles

27/09/2015 15:00



Lap	Time of Day	Lap Tm	S1	S2	S3	S3Spd	SFSpd	Lap	Time of Day	Lap Tm	S1	S2	S3	S3Spd	SFSpd
7	17:04:25.367	1:00.668	20.646	22.913	17.109	116.304	109.118	6	17:04:28.398	1:11.091	23.473	27.201	20.417	89.957	85.815
8	17:05:25.358	59.991	20.457	22.862	16.672	117.116	110.193	7	17:05:39.201	1:10.803	23.087	27.400	20.316	91.179	84.412

(8) Robin LAMB

1	16:58:24.740			24.146	17.788	114.518	110.012
2	16:59:26.530	1:01.790	20.358	23.472	17.960	115.703	103.242
3	17:00:28.305	1:01.775	20.513	23.336	17.926	114.714	109.296
4	17:01:30.140	1:01.835	20.644	23.441	17.750	113.166	109.118
5	17:02:30.654	1:00.514	20.051	22.972	17.491	115.305	109.118
6	17:03:31.389	1:00.735	20.235	23.021	17.479	114.714	108.764
7	17:04:31.674	1:00.285	20.302	22.837	17.146	116.103	109.118
8	17:05:33.845	1:02.171	20.027	24.273	17.871	114.714	108.064

(12) Dan JAMES

1	16:58:18.684					22.624	17.053	110.193	104.692
2	16:59:16.770	58.086	18.951	22.499	16.636	110.193	103.402		
3	17:00:16.368	59.598	19.274	22.048	18.276	111.290	50.916		

(10) Marc McEWAN

1	16:58:26.291			25.078	17.523	114.323	109.653
2	16:59:26.781	1:00.490	20.301	22.925	17.264	113.549	110.193
3	17:00:28.122	1:01.341	20.864	23.048	17.429	115.703	108.764
4	17:01:30.433	1:02.311	20.470	23.699	18.142	114.910	109.474
5	17:02:30.942	1:00.509	20.532	22.933	17.044	117.321	109.832
6	17:03:31.852	1:00.910	20.551	23.197	17.162	113.549	109.474
7	17:04:32.960	1:01.108	20.499	23.322	17.287	116.304	108.413
8	17:05:34.017	1:01.057	20.209	23.829	17.019	115.903	109.653

(16) Gerry KEIRNAN

1	16:58:24.648			24.410	18.172	104.529	99.566
2	16:59:27.673	1:03.025	21.067	23.867	18.091	105.184	99.125
3	17:00:30.312	1:02.639	20.754	24.021	17.864	105.349	98.688
4	17:01:33.460	1:03.148	21.108	23.886	18.154	105.349	98.543
5	17:02:36.068	1:02.608	21.268	23.727	17.613	105.349	101.371
6	17:03:38.239	1:02.171	20.675	23.759	17.737	104.856	98.688
7	17:04:40.995	1:02.756	20.796	23.681	18.279	106.689	99.714

(73) Rae MALONEY

1	16:58:27.098			25.611	18.070	105.681	101.832
2	16:59:29.303	1:02.205	20.592	23.955	17.658	106.351	100.914
3	17:00:31.892	1:02.589	20.723	24.147	17.719	106.859	100.762
4	17:01:33.501	1:01.609	20.344	23.865	17.400	108.588	102.142
5	17:02:35.614	1:02.113	20.366	24.168	17.579	106.859	101.218
6	17:03:37.849	1:02.235	20.635	24.087	17.513	107.372	101.218
7	17:04:41.015	1:03.166	20.778	23.867	18.521	108.413	102.298

(17) Michael CRITCHELL

1	16:58:27.199			25.442	18.632	105.349	98.543
2	16:59:31.408	1:04.209	21.459	25.087	17.663	104.204	99.863
3	17:00:34.173	1:02.765	20.644	24.559	17.562	106.015	99.714
4	17:01:37.009	1:02.836	20.707	24.442	17.687	105.681	99.566
5	17:02:40.242	1:03.233	20.942	24.482	17.809	104.856	98.111
6	17:03:43.728	1:03.486	20.533	24.563	18.390	102.768	100.460
7	17:04:47.274	1:03.546	20.752	24.939	17.855	104.856	98.833

(11) Lianne MAYHEW

1	16:58:28.340			25.698	18.526	101.524	94.120
2	16:59:33.147	1:04.807	21.749	24.539	18.519	101.371	93.726
3	17:00:37.284	1:04.137	21.535	24.167	18.435	99.566	93.465
4	17:01:42.029	1:04.745	21.678	24.185	18.882	100.011	91.802
5	17:02:47.586	1:05.557	22.069	24.479	19.009	98.543	93.076
6	17:03:52.577	1:04.991	21.825	24.332	18.834	97.540	92.435
7	17:04:59.589	1:07.012	23.025	25.003	18.984	96.005	90.320

(74) Christine WATSON

1	16:58:29.568			26.081	18.769	98.398	91.303
2	16:59:35.679	1:06.111	22.069	25.392	18.650	98.543	91.179
3	17:00:41.951	1:06.272	22.082	25.303	18.887	98.543	89.836
4	17:01:48.446	1:06.495	22.076	25.608	18.811	97.682	90.932
5	17:02:56.474	1:08.028	22.788	26.105	19.135	98.688	91.303
6	17:04:02.702	1:06.228	22.281	25.072	18.875	100.011	90.932
7	17:05:09.647	1:06.945	22.100	25.882	18.963	97.824	90.809

(34) Charles MORRISON

1	16:58:32.126			26.976	19.989	93.726	88.183
2	16:59:42.974	1:10.848	23.198	27.081	20.569	90.198	86.146
3	17:00:53.491	1:10.517	23.081	26.764	20.672	91.928	83.989
4	17:02:06.149	1:12.658	24.377	27.406	20.875	91.928	80.950
5	17:03:17.307	1:11.158	23.628	27.339	20.191	93.465	85.815

Clerk of the Course :

Orbits

Sig : Time :

Chief Timekeeper : Ian Sharp (SMART Timing)

Results available at www.mylaps.com and www.smart-timing.co.uk

www.mylaps.com

Licensed to: SMART Timing


KMSC Lightweights

Knockhill 1.267 miles

Race 28 - 3rd Race

27/09/2015 15:00

Race (8 Laps) started at 16:57:16



Competitors	Laps							
	1	2	3	4	5	6	7	8
Torquil PATERSON (31)	1	31	31	31	31	31	31	31
Adrian CLARK (33)	2	33	42	42	42	42	42	42
Mark IRONSIDE (42)	3	42	33	33	33	33	33	33
Keith DICKIE (15)	4	15	15	15	15	15	15	15
Gillian McGAW (5)	5	5	5	5	5	5	5	5
Grant REID (21)	6	21	21	68	68	68	68	21
Scott ROBERTSON (68)	7	68	68	21	21	21	21	4
Dan JAMES (12)	8	12	12	4	4	4	13	4
Alan GIBSON (4)	9	4	13	13	13	4	13	68
Andrew BARTON (13)	10	13	4	12	39	66	66	66
Stuart HAMILTON (39)	11	39	39	39	54	54	54	54
Ryan GIBSON (54)	12	54	54	54	66	39	39	39
Alex REID (24)	13	24	66	66	24	24	79	79
Kevin WATRET (66)	14	66	24	24	79	79	24	24
Ashley ROBSON (79)	15	79	79	79	27	27	27	27
Brian CHALMERS (27)	16	27	27	27	8	8	8	8
Gerry KEIRNAN (16)	17	16	8	10	10	10	10	10
Robin LAMB (8)	18	8	10	8	16	73	73	16
Marc McEWAN (10)	19	10	16	16	73	16	16	73
Rae MALONEY (73)	20	73	73	73	17	17	17	17
Michael CRITCHELL (17)	21	17	17	17	11	11	11	11
Lianne MAYHEW (11)	22	11	11	11	74	74	74	74
Christine WATSON (74)	23	74	74	74	34	34	34	34
Charles MORRISON (34)	24	34	34	34				
-	25							
-	26							
-	27							
-	28							
-	29							
-	30							
-	31							

KMSC National Motorcycle Racing**Sorted on Laps**

KMSC 125's

Knockhill 1.267 miles

Race 30 - 5th Race

27/09/2015 15:30

Race (8 Laps) started at 17:25:10

Pos	No.	Name	Make/Model	CC	Class Code	Laps	Total Tm	Diff	Best Tm	In Lap	Best Speed
1	11	Lewis PATERSON	Aprilia	RS125	F125	8	8:33.603		1:03.374	5	71.971
2	9	Rishon HICKEY	Aprilia	RS125	F125	8	8:36.191	2.588	1:03.590	4	71.727
3	34	Jordan GILL	KTM	RC390	F125	8	8:36.604	3.001	1:03.495	6	71.834
4	88	Lewis NICOL	Aprilia	RS125	F125	8	8:56.923	23.320	1:05.960	2	69.149
5	15	Finlay MILNE	Aprilia	RS125	F125	7	9:19.993	1 Lap	1:18.324	7	58.234

Not classified

DNF	47	Joel BAVIDGE	Aprilia	RS125	F125	5	5:55.186	DNF	1:09.788	5	65.356
DNF	27	James McLAREN	Aprilia	RS125	F125	1	1:16.705	DNF		0	-
DNS	19	James ALDERSON	Honda	125	F125			DNS		0	-
DNS	21	Marc GIBSON	Aprilia	RS125	F125			DNS		0	-
DNS	7	Josh HODGE	Metrakit	GP70	F125			DNS		0	-

Margin of Victory	Avg. Speed	Best Lap Tm	Best Speed	Best Lap by
2.588	71.045	1:03.374	71.971	11 - Lewis PATERSON

Clerk of the Course :

Orbits

Sig : Time :

Chief Timekeeper : Ian Sharp (SMART Timing)

Results available at www.mylaps.com and www.smart-timing.co.uk

Printed: 28/09/2015 17:50:47



KMSC National Motorcycle Racing

KMSC 125's

Race 30 - 5th Race

Race (8 Laps) started at 17:25:10

Knockhill 1.267 miles

27/09/2015 15:30

Lap	Time of Day	Lap Tm	S1	S2	S3	S3Spd	SFSpd	Lap	Time of Day	Lap Tm	S1	S2	S3	S3Spd	SFSpd
(11) Lewis PATERSON															
1	17:26:18.322			24.243	18.855	89.239	82.951								
2	17:27:22.205	1:03.883	20.800	24.175	18.908	88.649	84.095								
3	17:28:26.439	1:04.234	20.945	24.379	18.910	87.837	82.543								
4	17:29:29.981	1:03.542	20.566	24.138	18.838	88.649	82.951								
5	17:30:33.355	1:03.374	20.494	24.099	18.781	89.239	82.543								
6	17:31:37.321	1:03.966	21.125	24.072	18.769	89.002	82.442								
7	17:32:40.932	1:03.611	20.558	24.184	18.869	89.239	82.039								
8	17:33:44.504	1:03.572	20.511	24.112	18.949	88.532	80.853								
(9) Rishon HICKEY															
1	17:26:19.155				19.302	86.702	80.081								
2	17:27:23.376	1:04.221			19.109	85.925	79.511								
3	17:28:27.374	1:03.998	21.140	23.946	18.912	90.320	80.755								
4	17:29:30.964	1:03.590	20.890	23.833	18.867	89.120	79.511								
5	17:30:34.847	1:03.883	20.762	23.965	19.156	87.952	79.043								
6	17:31:39.387	1:04.540	21.614	24.107	18.819		79.795								
7	17:32:43.257	1:03.870			18.942	88.299	78.765								
8	17:33:47.092	1:03.835			18.845	89.477	79.511								
(34) Jordan GILL															
1	17:26:17.795			24.207	19.234	89.002	83.260								
2	17:27:22.069	1:04.274	21.161	24.022	19.091	89.596	83.157								
3	17:28:26.683	1:04.614	21.682	23.953	18.979	91.303	85.487								
4	17:29:32.266	1:05.583	21.030	25.475	19.078	89.596	84.412								
5	17:30:36.234	1:03.968	20.885	23.878	19.205	91.055	84.412								
6	17:31:39.729	1:03.495	20.876	23.834	18.785	91.552	86.368								
7	17:32:43.397	1:03.668	21.092	23.992	18.584	91.303	86.927								
8	17:33:47.505	1:04.108	20.768	23.683	19.657	89.957	83.467								
(88) Lewis NICOL															
1	17:26:19.454			24.724	19.938	84.095	79.890								
2	17:27:25.414	1:05.960	21.663	24.735	19.562	86.146	79.700								
3	17:28:32.278	1:06.864	22.018	25.018	19.828	85.706	78.672								
4	17:29:38.802	1:06.524	21.943	24.941	19.640	85.925	79.323								
5	17:30:45.803	1:07.001	22.170	25.042	19.789	85.162	78.857								
6	17:31:52.547	1:06.744	21.985	24.967	19.792	85.054	77.491								
7	17:33:00.245	1:07.698	22.465	25.489	19.744	85.379	78.765								
8	17:34:07.824	1:07.579	22.039	25.242	20.298	84.625	77.135								
(15) Finlay MILNE															
1	17:26:32.030			29.574	22.503	76.782	68.970								
2	17:27:52.368	1:20.338	26.267	30.343	23.728	76.259	66.246								
3	17:29:11.664	1:19.296	26.359	29.935	23.002	76.870	69.542								
4	17:30:30.642	1:18.978	25.896	29.785	23.297	73.989	65.856								
5	17:31:50.608	1:19.966	26.553	30.272	23.141	74.981	66.840								
6	17:33:12.570	1:21.962	26.718	31.146	24.098	73.022	66.707								
7	17:34:30.894	1:18.324	26.229	29.342	22.753	76.345	69.183								
(47) Joel BAVIDGE															
1	17:26:24.296			25.843	20.776	82.039	75.914								
2	17:27:35.062	1:10.766	23.554	26.242	20.970	81.244	76.000								
3	17:28:46.101	1:11.039	24.216	26.010	20.813	81.146	75.828								
4	17:29:56.299	1:10.198	23.532	25.904	20.762	81.048	75.657								
5	17:31:06.087	1:09.788	23.329	25.604	20.855	81.146	75.233								
(27) James McLAREN															
1	17:26:27.606			24.133	18.710	100.161	93.988								

Clerk of the Course :

Orbits

Sig : Time :
Chief Timekeeper : Ian Sharp (SMART Timing)
Results available at www.mylaps.com and www.smart-timing.co.uk

www.mylaps.com
Licensed to: SMART Timing


KMSC 125's

Knockhill 1.267 miles

Race 30 - 5th Race

27/09/2015 15:30

Race (8 Laps) started at 17:25:10



Competitors	Laps								
	1	2	3	4	5	6	7	8	
Jordan GILL (34)	1	34	34	11	11	11	11	11	11
Lewis PATERSON (11)	2	11	11	34	9	9	9	9	9
Rishon HICKEY (9)	3	9	9	9	34	34	34	34	34
Lewis NICOL (88)	4	88	88	88	88	88	88	88	88
Joel BAVIDGE (47)	5	47	47	47	47	15	15		
James McLAREN (27)	6	27	15	15	15				
Finlay MILNE (15)	7	15							
-	8								
-	9								
-	10								