

Knockhill

3rd May 2015

Mayday race meeting



S.M.A.R.T.

Scottish Motorsports Automatic Race Timing

Ravenslea, Melrose Road, Galashiels, TD1 2AT

Telephone : 01896 – 752447

SMRC May Raceday

Sorted on best lap time

Celtic Speed Mini Cooper Cup

Knockhill 1.267 miles

Qualifying 1

03/05/2015 08:30

Practice started at 8:31:05

Pos	No.	Name	Make/Model	CC	Class Code	Laps	Best Tm	In Lap Diff	Best Speed	2nd Best
1	1	Kenneth THIRLWALL	Mini Cooper	1600	SM	9	1:10.162	8	65.004	1:10.271
2	3	Joe TANNER	Mini Cooper	1600	SM	8	1:10.796	8	0.634 64.422	1:11.277
3	70	Oliver MORTIMER	Mini Cooper	1600	SM	9	1:10.816	8	0.654 64.404	1:11.013
4	27	Lewis CARTER	Mini Cooper	1600	SM	9	1:10.905	3	0.743 64.323	1:10.914
5	91	Robbie DALGLEISH	Mini Cooper	1600	SMN	8	1:11.411	6	1.249 63.867	1:11.435
6	89	Shane STONEY	Mini Cooper	1600	SM	9	1:11.749	7	1.587 63.567	1:12.159
7	23	Ian MUNRO	Mini Cooper	1600	SM	7	1:11.814	6	1.652 63.509	1:12.507
8	29	Chris REID	Mini Cooper	1600	SM	8	1:12.043	8	1.881 63.307	1:12.966
9	5	Des WHEATLEY	Mini Cooper	1600	SM	8	1:12.067	8	1.905 63.286	1:12.766
10	20	Kyle REID	Mini Cooper	1600	SM	7	1:12.374	5	2.212 63.018	1:13.181
11	8	Hannah CHAPMAN	Mini Cooper	1600	SM L	9	1:12.451	6	2.289 62.951	1:12.576
12	11	Morgan MURRAY	Mini Cooper	1600	SMN	8	1:12.519	8	2.357 62.892	1:13.427
13	87	Paul BELL	Mini Cooper	1600	SM	8	1:13.435	6	3.273 62.107	1:13.465
14	36	Marco HAIG	Mini Cooper	1600	SM	8	1:13.491	5	3.329 62.060	1:13.919
15	6	Daniel DREELAN	Mini Cooper	1600	SM	8	1:13.909	8	3.747 61.709	1:14.223
16	74	Ian WALSH	Mini Cooper	1600	SMN	8	1:14.564	5	4.402 61.167	1:14.688
17	18	William SMITH	Mini Cooper	1600	SMN	8	1:14.857	5	4.695 60.927	1:14.920
18	77	Adrian BLANTFORD	Mini Cooper	1600	SMN	8	1:15.392	7	5.230 60.495	1:15.484
19	30	Callum DRYBURGH	Mini Cooper	1600	SM	6	1:15.645	5	5.483 60.293	1:16.204
20	7	Jonny DREELAN	Mini Cooper	1600	SMN	8	1:15.960	7	5.798 60.043	1:16.062
21	26	William BLAKE	Mini Cooper	1600	SMN	8	1:16.589	4	6.427 59.550	1:16.852
22	98	Brandon WALSH	Mini Cooper	1600	SMN	4	1:19.305	4	9.143 57.510	1:22.707

Clerk of the Course :

Orbits

Sig : Time :

Chief Timekeeper : Ian Sharp (SMART Timing)

Results available at www.smart-timing.co.uk & www.mylaps.comwww.mylaps.com

Licensed to: SMART Timing

Printed: 04/05/2015 08:44:46

SMRC May Raceday

Celtic Speed Mini Cooper Cup

Knockhill 1.267 miles

Qualifying 1

03/05/2015 08:30

Practice started at 8:31:05

Lap	Time of Day	Lap Tm	S1	S2	S3	S3Spd	SFSpd	Lap	Time of Day	Lap Tm	S1	S2	S3	S3Spd	SFSpd
4	8:36:24.482	1:14.813	24.530				69.183								
5	8:37:39.189	1:14.707	24.227	28.760	21.720	78.214	70.123								
6	8:38:53.412	1:14.223	24.405	28.200	21.618	79.985	70.050								
7	8:40:13.590	1:20.178	30.345	28.413	21.420	80.950	70.714								
8	8:41:27.499	1:13.909	24.319	28.191	21.399	80.561	70.789								

(74) Ian WALSH

1	8:33:04.736			32.361	23.583	65.471	69.112
2	8:34:22.260	1:17.524	25.680	29.592	22.252	79.795	70.640
3	8:35:41.172	1:18.912	28.690	28.178	22.044	81.540	70.417
4	8:36:55.860	1:14.688			21.584	81.540	71.543
5	8:38:10.424	1:14.564		28.349	21.456	81.343	72.392
6	8:39:25.206	1:14.782	25.190	27.992	21.600	82.240	72.943
7	8:40:42.732	1:17.526	25.728	30.699	21.099	81.839	72.785
8	8:42:11.633	1:28.901	24.243	42.534	22.124	64.776	71.773

(18) William SMITH

1	8:32:51.725			31.099	22.465	77.941	68.268
2	8:34:09.683	1:17.958	25.701	29.518	22.739	80.272	69.326
3	8:35:27.351	1:17.668	25.811	29.354	22.503	81.839	70.640
4	8:36:42.271	1:14.920					70.050
5	8:37:57.128	1:14.857		28.441	21.505	82.139	71.850
6	8:39:14.859	1:17.731	26.374	29.555	21.802	82.442	71.013
7	8:40:31.961	1:17.102	24.728	29.098	23.276	65.216	70.270
8	8:42:14.844	1:42.883	24.271	56.678	21.934	76.607	71.013

(77) Adrian BLANTFORD

1	8:32:59.302			33.503	24.373	68.899	68.338
2	8:34:17.974	1:18.672	26.491	29.602	22.579	79.985	70.343
3	8:35:35.718	1:17.744	25.884	29.386	22.474	80.853	70.491
4	8:36:52.410	1:16.692					71.391
5	8:38:07.894	1:15.484		28.560	21.784	81.343	72.785
6	8:39:24.478	1:16.584	25.880	28.791	21.913	81.639	71.620
7	8:40:39.870	1:15.392	25.276	28.319	21.797	81.938	72.236
8	8:42:01.239	1:21.369	25.110	33.158	23.101	73.342	71.239

(30) Callum DRYBURGH

1	8:35:32.288			31.172	23.059	78.214	68.970
2	8:36:50.158	1:17.870					70.343
3	8:38:06.362	1:16.204	25.401	28.968	21.835	80.465	70.196
4	8:39:22.963	1:16.601	25.804	28.777	22.020	80.755	70.123
5	8:40:38.608	1:15.645	25.121	28.490	22.034	80.658	70.196
6	8:41:56.234	1:17.626	25.059	30.500	22.067	78.765	70.343

(7) Jonny DREELAN

1	8:32:47.190			31.861	23.634	67.041	68.899
2	8:34:05.955	1:18.765	25.571	29.545	23.649	79.700	69.112
3	8:35:23.382	1:17.427	25.373	29.662	22.392	80.272	69.470
4	8:36:40.019	1:16.637					69.542
5	8:37:56.081	1:16.062		28.771	22.106	80.272	70.565
6	8:39:12.732	1:16.651	24.952	29.152	22.547	80.950	69.398
7	8:40:28.692	1:15.960	25.577	28.595	21.788	81.739	70.640
8	8:41:57.924	1:29.232	24.640	41.154	23.438	67.717	70.123

(26) William BLAKE

1	8:33:12.238			30.765	23.166	78.488	69.183
2	8:34:30.271	1:18.033	25.465	30.061	22.507	80.081	70.491
3	8:35:47.123	1:16.852	25.493	28.749	22.610	81.441	69.831
4	8:37:03.712	1:16.589			22.456	80.950	70.714
5	8:38:21.651	1:17.939		29.244	22.393	80.853	71.620
6	8:39:38.840	1:17.189	25.502	28.972	22.715	78.032	72.392
7	8:40:57.122	1:18.282	25.099	29.983	23.200	76.782	71.315
8	8:42:26.301	1:29.179	28.469	32.046	28.664	73.826	25.352

(98) Brandon WALSH

1	8:33:06.625			32.619	24.081	71.089	68.060
2	8:34:34.959	1:28.334			22.395	80.950	69.041
3	8:35:57.666	1:22.707	25.636	34.331	22.740	79.700	67.649
4	8:37:16.971	1:19.305			23.922	56.488	69.254

Clerk of the Course :

Orbits

Sig : Time :

Chief Timekeeper : Ian Sharp (SMART Timing)

Results available at www.smart-timing.co.uk & www.mylaps.com

www.mylaps.com

Licensed to: SMART Timing

Printed: 04/05/2015 08:45:24

Page 2/2

SMRC May Raceday

Celtic Speed Mini Cooper Cup

Knockhill 1.267 miles

Race 1 - 1st Race

03/05/2015 10:40

Race (9 Laps) started at 10:50:30

POLE POSITION

2 3 Joe TANNER 1:10.796
4 27 Lewis CARTER 1:10.905
6 89 Shane STONEY 1:11.749
8 29 Chris REID 1:12.043
10 20 Kyle REID 1:12.374
12 11 Morgan MURRAY 1:12.519
14 36 Marco HAIG 1:13.491
16 74 Ian WALSH 1:14.564
18 77 Adrian BLANTFORD 1:15.392
20 7 Jonny DREELAN 1:15.960

1 1 Kenneth THIRLWALL 1:10.162
3 70 Oliver MORTIMER 1:10.816
5 91 Robbie DALGLEISH 1:11.411
7 23 Ian MUNRO 1:11.814
9 5 Des WHEATLEY 1:12.067
11 8 Hannah CHAPMAN 1:12.451
13 87 Paul BELL 1:13.435
15 6 Daniel DREELAN 1:13.909
17 18 William SMITH 1:14.857
19 30 Callum DRYBURGH 1:15.645

1
2
3
4
5
6
7
8
9
10

Clerk of the Course :

Orbits

Sig : Time :

Chief Timekeeper : Ian Sharp (SMART Timing)

Results available at www.smart-timing.co.uk & www.mylaps.com

www.mylaps.com

Licensed to: SMART Timing

SMRC May Raceday


Celtic Speed Mini Cooper Cup

Knockhill 1.267 miles

Race 1 - 1st Race

03/05/2015 10:40

Race (9 Laps) started at 10:50:30



22

98 Brandon WALSH
1:19.305

21

26 William BLAKE
1:16.589

11

Clerk of the Course :

Orbits

Sig : Time :

Chief Timekeeper : Ian Sharp (SMART Timing)

Results available at www.smart-timing.co.uk & www.mylaps.com

www.mylaps.com

Licensed to: SMART Timing

SMRC May Raceday**Sorted on best lap time**

Scottish Saloon & Sportscar Championship

Knockhill 1.267 miles

Qualifying 2

03/05/2015 08:45

Practice (10:00 Time) started at 8:48:26

Pos	No.	Name	Make/Model	CC	Class	Laps	Best Tm	In Lap Diff	Best Speed	2nd Best	
1	79	Paul BRYDON	BMW M3	3200T	A2	8	58.782	5	77.589	59.967	
2	8	Finlay CROCKER	Seat Leon Eurocup	2000	A2	8	1:00.696	8	1.914	75.142	1:00.810
3	88	Ian DONALDSON	Mitsubishi Evo	2000	A1	7	1:01.189	5	2.407	74.537	1:04.336
4	36	Matt COLLINS	Porsche Cayman	3400	A2	8	1:01.858	5	3.076	73.731	1:03.160
5	56	Adam KINDNESS	Subaru Impreza STi	2000T	A1	9	1:02.957	6	4.175	72.444	1:05.356
6	54	Andrew MORRISON	Seat Leon Cupra	1994	A2	8	1:03.588	4	4.806	71.725	1:03.931
7	50	Alister ROBERTSON	Ginetta G50	3500	A2	6	1:05.997	5	7.215	69.107	1:07.741
8	59	Gary WAIT	Ford Sierra Cosworth	2000	A2	4	1:08.217	2	9.435	66.858	1:10.454
9	89	William ROBSON	Ford Focus RS	2500	B1	8	1:09.726	4	10.944	65.411	1:09.879
10	35	Andrew MACKIE	Mitsubishi Evo		B1	8	1:09.737	7	10.955	65.401	1:10.153
11	51	Roddie PATERSON	Caterham	2300	A3	8	1:10.037	8	11.255	65.120	1:11.241
12	99	John WILSON	Ford Focus RS	2500	B1	9	1:10.090	6	11.308	65.071	1:10.780
13	23	Brian MELDRUM	Seat Leon Sport		B1	8	1:10.145	8	11.363	65.020	1:11.014
14	9	Martin McGEOUGH	Subaru Impreza	2000	B1	8	1:11.145	7	12.363	64.106	1:11.534
15	65	Andrew BELL	Caterham Supersport	1600	B2	5	1:14.926	4	16.144	60.871	1:15.893
16	4	Mark DAWSON	VW Corrado	1900	B1	7	1:15.018	7	16.236	60.797	1:15.639
17	6	Phil DRYBURGH	BMW Compact	1900	B3	7	1:15.790	5	17.008	60.177	1:16.181
18	97	Oilly ROSS	Mazda MX5	1600	MX5	6	1:17.824	3	19.042	58.605	1:20.721
19	92	Michael KELLY	Mazda MX5	1600	MX5	7	1:19.035	5	20.253	57.707	1:19.820
20	94	Ross TAYLOR	Mazda MX5	1600	MX5	7	1:19.348	7	20.566	57.479	1:19.475
21	93	David SMAIL	Mazda MX5	1600	MX5	4	1:22.051	3	23.269	55.585	1:23.563
22	55	Fiona KINDNESS	Subaru Impreza	2350	A1	1		0	-	-	

Clerk of the Course :

Orbits

Sig : Time :

Chief Timekeeper : Ian Sharp (SMART Timing)

www.mylaps.com

Results available at www.smart-timing.co.uk & www.mylaps.com

Licensed to: SMART Timing

Printed: 04/05/2015 09:10:13

SMRC May Raceday

Scottish Saloon & Sportscar Championship

Knockhill 1.267 miles

Qualifying 2

03/05/2015 08:45

Practice (10:00 Time) started at 8:48:26

Lap	Time of Day	Lap Tm	S1	S2	S3	S3Spd	SFSpd
5	8:56:59.885	1:20.860	27.970	30.380	22.510	90.442	85.487
6	8:58:15.524	1:15.639	25.912	28.282	21.445	94.919	84.946
7	8:59:30.542	1:15.018	25.227	28.404	21.387	92.308	81.343

Lap	Time of Day	Lap Tm	S1	S2	S3	S3Spd	SFSpd
5	8:56:59.885	1:20.860	27.970	30.380	22.510	90.442	85.487
6	8:58:15.524	1:15.639	25.912	28.282	21.445	94.919	84.946
7	8:59:30.542	1:15.018	25.227	28.404	21.387	92.308	81.343

(6) Phil DRYBURGH

1	8:50:52.677			32.247	26.769	66.116	73.262
2	8:52:17.718	1:25.041	32.399	30.101	22.541	82.240	73.102
3	8:53:34.447	1:16.729	25.100	29.364	22.265	83.363	73.745
4	8:54:51.943	1:17.496	25.330	29.891	22.275	79.043	74.070
5	8:56:07.733	1:15.790	24.933	29.026	21.831	83.885	75.148
6	8:57:24.608	1:16.875	24.904	29.430	22.541	83.157	74.152
7	8:58:40.789	1:16.181	25.454	28.860	21.867	83.260	74.234

(97) Olly ROSS

1	8:51:19.859			32.183	24.308	76.172	63.790
2	8:52:40.580	1:20.721	28.017	30.062	22.642	79.136	70.714
3	8:53:58.404	1:17.824	25.569	28.574	23.681	80.853	59.651
4	8:55:26.475	1:28.071	32.485	30.837	24.749	79.795	66.181
5	8:56:48.372	1:21.897	28.299	30.377	23.221	79.043	66.974
6	8:58:18.338	1:29.966	28.454	30.645	30.867	72.081	25.439

(92) Michael KELLY

1	8:51:01.554			31.302	25.730	73.907	64.095
2	8:52:22.728	1:21.174	27.822	30.088	23.264	77.671	68.970
3	8:53:43.552	1:20.824	27.614	29.477	23.733	80.272	68.617
4	8:55:15.846	1:32.294	38.844	30.367	23.083	79.606	68.130
5	8:56:34.881	1:19.035	26.490	29.870	22.675	80.081	70.270
6	8:57:54.701	1:19.820	26.523	29.705	23.592	80.081	68.617
7	8:59:19.905	1:25.204	27.981	31.966	25.257	77.313	63.730

(94) Ross TAYLOR

1	8:51:35.850			33.714	25.474	68.407	63.973
2	8:52:58.311	1:22.461	28.324	30.202	23.935	76.519	66.377
3	8:54:18.483	1:20.172	27.047	30.224	22.901	77.224	66.312
4	8:55:37.958	1:19.475	26.719	29.597	23.159	78.305	67.717
5	8:56:59.741	1:21.783	26.356	30.561	24.866	77.941	66.840
6	8:58:23.186	1:23.445	27.904	31.909	23.632	70.196	68.899
7	8:59:42.534	1:19.348	26.036	29.591	23.721	79.136	67.108

(93) David SMAIL

1	8:53:38.620			32.697	27.433	67.513	59.598
2	8:55:02.183	1:23.563	28.373	31.335	23.855	76.172	68.477
3	8:56:24.234	1:22.051	27.502	31.505	23.044	79.795	66.443
4	8:58:30.458	2:06.224	1:10.659	31.398	24.167	75.914	64.341

(55) Fiona KINDNESS

1	8:58:35.099			28.962	20.645	87.494	81.441
---	-------------	--	--	---------------	---------------	---------------	---------------

Clerk of the Course :

Orbits

Sig : Time :

Chief Timekeeper : Ian Sharp (SMART Timing)

Results available at www.smart-timing.co.uk & www.mylaps.com

www.mylaps.com

Licensed to: SMART Timing

Printed: 04/05/2015 09:10:57

Page 2/2

SMRC May Raceday

Scottish Saloon & Sportscar Championship

Knockhill 1.267 miles

Race 2 - 1st Race

03/05/2015 11:00

Race (12 Laps) started at 11:27:20

POLE POSITION

2
8 Finlay CROCKER
1:00.696

4
36 Matt COLLINS
1:01.858

6
54 Andrew MORRISON
1:03.588

8
59 Gary WAIT
1:08.217

10
35 Andrew MACKIE
1:09.737

12
99 John WILSON
1:10.090

14
9 Martin McGEOUGH
1:11.145

16
4 Mark DAWSON
1:15.018

18
97 Oily ROSS
1:17.824

20
94 Ross TAYLOR
1:19.348

1
79 Paul BRYDON
58.782

3
88 Ian DONALDSON
1:01.189

5
56 Adam KINDNESS
1:02.957

7
50 Alister ROBERTSON
1:05.997

9
89 William ROBSON
1:09.726

11
51 Roddie PATERSON
1:10.037

13
23 Brian MELDRUM
1:10.145

15
65 Andrew BELL
1:14.926

17
6 Phil DRYBURGH
1:15.790

19
92 Michael KELLY
1:19.035

1
2
3
4
5
6
7
8
9
10

Clerk of the Course :

Orbits

Sig : Time :

Chief Timekeeper : Ian Sharp (SMART Timing)

Results available at www.smart-timing.co.uk & www.mylaps.com

www.mylaps.com

Licensed to: SMART Timing

SMRC May Raceday


Scottish Saloon & Sportscar Championship

Knockhill 1.267 miles

Race 2 - 1st Race

03/05/2015 11:00

Race (12 Laps) started at 11:27:20



22

55 Fiona KINDNESS

21

93 David SMAIL
1:22.051

11

23

38 Barry FORBES

12

Clerk of the Course :

Orbits

Sig : Time :

Chief Timekeeper : Ian Sharp (SMART Timing)

Results available at www.smart-timing.co.uk & www.mylaps.com

www.mylaps.com

Licensed to: SMART Timing

SMRC May Raceday**Sorted on best lap time**

Scottish Legends Championship

Knockhill 1.267 miles

Familiarisation - Q3

03/05/2015 09:00

Practice (6 Laps) started at 9:05:29

Pos	No.	Name	Make/Model	CC	Class Code	Laps	Best Tm	In Lap Diff	Best Speed	2nd Best
1	1	John PATERSON	Ford Coupe	1250	L	6	1:09.841	3	65.303	1:09.927
2	6	David HUNTER	Ford Coupe	1250	L	6	1:12.232	3	2.391 63.142	1:12.289
3	26	Scott HYNDS	Ford Coupe	1250	L	5	1:14.212	4	4.371 61.457	1:14.486
4	38	Pino PALLAZZO	Ford Sedan	1250	LT	6	1:14.665	6	4.824 61.084	1:15.959
5	2	Steven McGILL	Ford Coupe	1250	L	4	1:15.703	2	5.862 60.246	1:40.119
6	68	Will NEAL	Ford Coupe	1250	L R	6	1:16.051	6	6.210 59.971	1:16.349
7	7	Alan FREELAND	Ford Coupe	1250	LT	6	1:16.582	6	6.741 59.555	1:17.080
8	3	Ian McLEISH	Ford Coupe	1250	L R	5	1:17.322	2	7.481 58.985	1:17.653
9	17	Billy WAIT	Ford Coupe	1250	L	5	1:18.972	4	9.131 57.753	1:19.393
10	83	Grant SMITH	Chevy Sedan	1250	L R	5	1:19.280	3	9.439 57.528	1:20.400
11	5	Andrew DUNN	Ford Coupe	1250	LT R	6	1:19.466	6	9.625 57.394	1:22.012
12	16	John BUSHBY	Chevy Sedan	1250	L	5	1:21.226	3	11.385 56.150	1:21.354
13	58	Mark CUMMING	Ford Coupe	1250	L R	5	1:25.167	5	15.326 53.552	1:25.562
14	4	David NEWALL	Ford Coupe	1250	LT	4	1:32.891	3	23.050 49.099	1:33.391

Announcements

Car No.2 - No working transponder.

Clerk of the Course :

Orbits

Sig : Time :

Chief Timekeeper : Ian Sharp (SMART Timing)

www.mylaps.com

Results available at www.smart-timing.co.uk & www.mylaps.com

Licensed to: SMART Timing

Printed: 04/05/2015 09:07:20

SMRC May Raceday

Scottish Legends Championship

Knockhill 1.267 miles

Familiarisation - Q3

03/05/2015 09:00

Practice (6 Laps) started at 9:05:29

Lap	Time of Day	Lap Tm	S1	S2	S3	S3Spd	SFSpd	Lap	Time of Day	Lap Tm	S1	S2	S3	S3Spd	SFSpd
(1) John PATERSON								(5) Andrew DUNN							
1	9:06:54.280			27.236	20.860	94.785	82.139	1	9:06:58.814			34.465	26.888	59.598	64.341
2	9:08:04.943	1:10.663	23.063	27.091	20.509	96.143	82.849	2	9:08:23.325	1:24.511	29.328	31.875	23.308	84.839	78.032
3	9:09:14.784	1:09.841	23.120	26.674	20.047	96.005	83.157	3	9:09:45.386	1:22.061	28.350	30.615	23.096	87.266	79.700
4	9:10:27.882	1:13.098	24.976	27.536	20.586	96.143	82.039	4	9:11:07.434	1:22.048	27.686	31.857	22.505	87.380	80.561
5	9:11:38.241	1:10.359	22.899	26.614	20.846	95.595	81.441	5	9:12:29.446	1:22.012	27.363	31.439	23.210	88.884	78.857
6	9:12:48.168	1:09.927	23.372	26.452	20.103	96.697	83.675	6	9:13:48.912	1:19.466	27.027	30.522	21.917	88.416	80.272
(6) David HUNTER								(16) John BUSHBY							
1	9:06:34.291			27.686	20.864	93.205	80.176	1	9:07:50.482			31.514	24.902	74.897	74.730
2	9:07:46.580	1:12.289	23.779	27.586	20.924	92.947	80.176	2	9:09:12.378	1:21.896	27.543	31.282	23.071	84.625	77.491
3	9:08:58.812	1:12.232	23.614	27.811	20.807	93.205	80.658	3	9:10:33.604	1:21.226	26.740	31.148	23.338	82.543	79.700
4	9:10:11.414	1:12.602	23.705	28.174	20.723	92.690	81.048	4	9:11:56.593	1:22.989	26.716	31.738	24.535	80.561	79.043
5	9:11:24.505	1:13.091	24.440	27.881	20.770	93.465	79.795	5	9:13:17.947	1:21.354	26.710	31.307	23.337	83.571	78.305
6	9:12:37.137	1:12.632	24.009	27.708	20.915	93.465	80.950								
(26) Scott HYNDIS								(58) Mark CUMMING							
1	9:07:56.467			30.606	23.104	89.120	82.849	1	9:07:21.425			35.495	24.852	71.620	69.904
2	9:09:12.995	1:16.528	25.302	29.011	22.215	91.303	84.732	2	9:08:46.987	1:25.562	28.432	33.099	24.031	74.399	67.310
3	9:10:30.848	1:17.853	26.959	29.225	21.669	96.005	82.139	3	9:10:14.002	1:27.015	28.359	34.592	24.064	73.745	69.686
4	9:11:45.060	1:14.212	24.205	28.771	21.236	93.335	83.054	4	9:11:40.208	1:26.206	27.668	34.555	23.983	77.581	70.417
5	9:12:59.546	1:14.486	23.744	28.987	21.755	93.595	82.139	5	9:13:05.375	1:25.167	27.163	33.110	24.894	73.989	69.112
(38) Pino PALLAZZO								(4) David NEWALL							
1	9:07:17.599			32.550	23.125	85.270	76.432	1	9:06:59.844			35.717	29.702	55.097	47.192
2	9:08:33.836	1:16.237	25.927	28.433	21.877	89.239	77.491	2	9:08:33.235	1:33.391	31.134	33.793	28.464	60.896	42.473
3	9:09:49.795	1:15.959	25.759	28.733	21.467	88.183	78.857	3	9:10:06.126	1:32.891	31.910	33.475	27.506	62.310	50.457
4	9:11:07.743	1:17.948	25.437	29.933	22.578	89.596	78.397	4	9:12:14.127	2:08.001	31.368	49.955	46.678	30.997	23.688
5	9:12:26.931	1:19.188	27.551	29.731	21.906	90.809	77.402								
6	9:13:41.596	1:14.665	25.433	27.865	21.367	90.442	78.032								
(2) Steven McGILL								(68) Will NEAL							
1	9:06:52.385			31.570	21.773	90.932	81.441	1	9:06:39.308			29.413	21.527	89.358	79.417
2	9:08:08.088	1:15.703	25.230	27.794	22.679	93.595		2	9:07:58.617	1:19.309	26.438	30.208	22.663	86.368	79.700
3	9:10:20.553	2:12.465	1:04.780	38.267	29.418	83.467		3	9:09:15.948	1:17.331	25.860	29.554	21.917	89.358	80.755
4	9:12:00.672	1:40.119			28.999	54.338		4	9:10:32.297	1:16.349	25.227	29.267	21.855	91.055	79.700
(7) Alan FREELAND								(17) Billy WAIT							
1	9:07:01.612			36.326	26.549	67.581	68.758	1	9:07:02.968			30.403	23.102	89.120	77.402
2	9:08:25.430	1:23.818	28.563	31.817	23.438	82.645	78.857	2	9:08:23.842	1:20.874	27.676	30.219	22.979	89.120	79.043
3	9:09:45.706	1:20.276	27.361	30.429	22.486	90.320	82.747	3	9:09:43.235	1:19.393	27.498	29.276	22.619	89.239	76.958
4	9:11:02.921	1:17.215	25.712	29.501	22.002	92.054	80.658	4	9:11:02.207	1:18.972	25.997	28.840	24.135	84.095	63.669
5	9:12:20.001	1:17.080	25.633	29.340	22.107	92.054	79.795	5	9:12:37.177	1:34.970	29.223	31.352	34.395	62.022	20.038
6	9:13:36.583	1:16.582	25.404	29.258	21.920	92.054	79.985								
(3) Ian McLEISH								(83) Grant SMITH							
1	9:06:55.055			32.606	22.901	75.572	81.343	1	9:07:07.214			32.085	22.684	83.675	78.305
2	9:08:12.377	1:17.322	25.112	30.211	21.999	82.645	79.795	2	9:08:27.614	1:20.400	26.158	31.222	23.020	75.572	78.397
3	9:09:30.030	1:17.653	25.551	30.371	21.731	84.412	80.176	3	9:09:46.894	1:19.280	26.137	30.552	22.591	88.068	80.368
4	9:10:48.372	1:18.342	25.556	30.785	22.001	85.054	78.214	4	9:11:08.190	1:21.296	26.649	31.987	22.660	87.494	82.240
5	9:12:17.403	1:29.031	25.428	30.604	32.999	88.649	19.790	5	9:12:38.673	1:30.483	28.144	31.269	31.070	88.068	18.533

Clerk of the Course :

Orbits

Sig : Time :

Chief Timekeeper : Ian Sharp (SMART Timing)

www.mylaps.com

Results available at www.smart-timing.co.uk & www.mylaps.com

Licensed to: SMART Timing

SMRC May Raceday**Sorted on best lap time**

Scottish Classics Championship

Knockhill 1.267 miles

Qualifying 4

03/05/2015 09:15

Practice (10:00 Time) started at 9:20:09

Pos	No.	Name	Make/Model	CC	Class Code	Laps	Best Tm	In Lap Diff	Best Speed	2nd Best
1	4	Stan BERNARD	Porsche 911	2994	CD	8	1:12.686	6	62.747	1:13.794
2	22	Jim GRANT	Lotus Elan	1600	CB	8	1:14.848	8	2.162 60.935	1:15.553
3	32	Alasdair COATES	Ford Mustang	4802	CE	8	1:15.359	7	2.673 60.522	1:17.344
4	63	John KINMOND	Triumph TR8	3900	CE	7	1:17.046	5	4.360 59.196	1:17.748
5	24	Ian BAINES	Morris Mini	1380	CH	7	1:17.189	7	4.503 59.087	1:17.512
6	39	Harry SIMPSON	Ginetta G4	1650	CG	8	1:17.242	2	4.556 59.046	1:17.294
7	44	Willy TOYE	Triumph TR8	3900	CE	8	1:17.296	8	4.610 59.005	1:17.552
8	57	Bruce MITCHELL	Lotus Europa TC	1800	CG	7	1:17.487	7	4.801 58.859	1:19.522
9	7	Mike CONNON	Lotus 7 S4	1725	CG	7	1:17.504	6	4.818 58.847	1:18.313
10	47	Keiron BAILLIE	Lotus 7	1558	CG	5	1:17.761	5	5.075 58.652	1:18.219
11	74	Bruce WEIR	Datsun 260Z	3900	CD	7	1:18.559	5	5.873 58.056	1:18.754
12	51	Alex MONTGOMERY	MGB GT V8	3946	CE	2	1:20.711	2	8.025 56.508	
13	11	Ian MORTON	MG Midget	1360	CA	7	1:26.252	7	13.566 52.878	1:26.641
14	54	Howard GORDON	MG Midget	1380	CA	5	1:27.700	4	15.014 52.005	1:30.781
15	50	Matthew GORDON	TVR 3000M	3000	CD	4	1:28.301	3	15.615 51.651	1:30.555
16	59	Blair NIMMO	Ford Capri	3000	CD	5	1:29.033	4	16.347 51.226	1:31.990
17	10	Andy WALKER	Triumph Sport	1300	CH	6	1:29.482	5	16.796 50.969	1:29.711
18	6	George LEITCH	Ford Fiesta	1400	CA	1		0	-	

Announcements

Car No's 47 & 74 - No working transponders

Clerk of the Course :

Orbits

Sig : Time :

Chief Timekeeper : Ian Sharp (SMART Timing)

www.mylaps.com

Results available at www.smart-timing.co.uk & www.mylaps.com

Licensed to: SMART Timing

Printed: 04/05/2015 08:54:36

SMRC May Raceday

Scottish Classics Championship

Knockhill 1.267 miles

Race 4 - 1st Race

03/05/2015 11:45

Race (12 Laps) started at 12:05:38

POLE POSITION

2
22 Jim GRANT
1:14.848

1
4 Stan BERNARD
1:12.686

1

4
63 John KINMOND
1:17.046

3
32 Alasdair COATES
1:15.359

2

6
39 Harry SIMPSON
1:17.242

5
24 Ian BAINES
1:17.189

3

8
57 Bruce MITCHELL
1:17.487

7
44 Willy TOYE
1:17.296

4

10
47 Keiron BAILLIE
1:17.761

9
7 Mike CONNOR
1:17.504

5

12
51 Alex MONTGOMERY
1:20.711

11
74 Bruce WEIR
1:18.559

6

14
54 Howard GORDON
1:27.700

13
11 Ian MORTON
1:26.252

7

16
59 Blair NIMMO
1:29.033

15
50 Matthew GORDON
1:28.301

8

18
6 George LEITCH

17
10 Andy WALKER
1:29.482

9

Clerk of the Course :

Orbits

Sig : Time :

Chief Timekeeper : Ian Sharp (SMART Timing)

Results available at www.smart-timing.co.uk & www.mylaps.com

www.mylaps.com

Licensed to: SMART Timing

Printed: 04/05/2015 08:55:31

SMRC May Raceday**Sorted on best lap time**

Scottish Fiesta Championship

Knockhill 1.267 miles

Qualifying 5

03/05/2015 09:30

Practice started at 9:36:18

Pos	No.	Name	Make/Model	CC	Class Code	Laps	Best Tm	In Lap Diff	Best Speed	2nd Best	
1	31	George ORR	Ford Fiesta ST	2000	ST	9	1:12.590	7	62.830	1:12.604	
2	1	Wayne MacAULEY	Ford Fiesta ST	2000	ST	9	1:12.930	6	0.340	62.537	1:13.299
3	14	John BALFOUR	Ford Fiesta XR2	2000	ST	9	1:13.894	8	1.304	61.721	1:14.804
4	25	Andrew CHRISTIE	Ford Fiesta ST	2000	ST	9	1:13.965	4	1.375	61.662	1:14.268
5	7	Kevin WHYTE	Ford Fiesta ST	2000	ST	9	1:15.227	6	2.637	60.628	1:15.389
6	19	Josh ORR	Ford Fiesta XR2	1600	XRN	9	1:15.262	7	2.672	60.600	1:15.579
7	51	Chris MILFORD	Ford Fiesta ST	2000	ST	7	1:15.449	6	2.859	60.449	1:16.270
8	50	Jim DEANS	Ford Fiesta XR2	1600	XR	9	1:16.968	6	4.378	59.256	1:19.036
9	37	Russell MORGAN	Ford Fiesta ST	2000	ST	9	1:17.161	6	4.571	59.108	1:19.328
10	24	Steven GRAY	Ford Fiesta XR2	1600	XR	9	1:17.700	5	5.110	58.698	1:18.767
11	55	Stephen WARD	Ford Fiesta ST	2000	ST	8	1:18.246	4	5.656	58.288	1:18.375
12	17	Gary WEBSTER	Ford Fiesta XR2	1600	XRN	9	1:18.970	6	6.380	57.754	1:20.454
13	22	Gavin BUTTERWORTH	Ford Fiesta XR2	1600	XRN	8	1:19.774	7	7.184	57.172	1:23.762
14	81	Graeme CUTHBERT	Ford Fiesta XR2	1600	XRN	8	1:21.755	5	9.165	55.787	1:22.873
15	28	David TAYLOR	Ford Fiesta XR2	1600	XRN	5	1:25.209	3	12.619	53.525	1:26.015

Clerk of the Course :

Orbits

Sig : Time :

Chief Timekeeper : Ian Sharp (SMART Timing)

www.mylaps.com

Results available at www.smart-timing.co.uk & www.mylaps.com

Licensed to: SMART Timing

Printed: 04/05/2015 08:58:46

SMRC May Raceday

Scottish Fiesta Championship

Knockhill 1.267 miles

Qualifying 5

03/05/2015 09:30

Practice started at 9:36:18

Lap	Time of Day	Lap Tm	S1	S2	S3	S3Spd	SFSpd	Lap	Time of Day	Lap Tm	S1	S2	S3	S3Spd	SFSpd
8	9:48:55.955	1:24.124	27.962	31.480	24.682	77.047	62.426								
(28) David TAYLOR															
1	9:38:49.564														
2	9:40:15.579	1:26.015	29.221	32.293	25.636	67.242	62.894								
3	9:41:40.788	1:25.209	28.131	31.571	25.507	70.417	65.407								
4	9:43:29.817	1:49.029	33.299	50.662	25.068	67.445	64.589								
5	9:44:57.447	1:27.630	27.948	31.348	28.334	69.977	66.907								

Clerk of the Course :

Orbits

Sig : Time :

Chief Timekeeper : Ian Sharp (SMART Timing)

Results available at www.smart-timing.co.uk & www.mylaps.com

www.mylaps.com

Licensed to: SMART Timing

Printed: 04/05/2015 08:59:06

Page 2/2

SMRC May Raceday

Scottish Fiesta Championship

Knockhill 1.267 miles

Race 5 - 1st Race

03/05/2015 12:10

Race (14 Laps) started at 12:29:00

POLE POSITION

2
1 Wayne MacAULEY
1:12.930

4
25 Andrew CHRISTIE
1:13.965

6
19 Josh ORR
1:15.262

8
50 Jim DEANS
1:16.968

10
24 Steven GRAY
1:17.700

12
17 Gary WEBSTER
1:18.970

14
81 Graeme CUTHBERT
1:21.755

1
31 George ORR
1:12.590

3
14 John BALFOUR
1:13.894

5
7 Kevin WHYTE
1:15.227

7
51 Chris MILFORD
1:15.449

9
37 Russell MORGAN
1:17.161

11
55 Stephen WARD
1:18.246

13
22 Gavin BUTTERWORTH
1:19.774

15
28 David TAYLOR
1:25.209

1

2

3

4

5

6

7

8

Clerk of the Course :

Orbits

Sig : Time :

Chief Timekeeper : Ian Sharp (SMART Timing)

Results available at www.smart-timing.co.uk & www.mylaps.com

www.mylaps.com

Licensed to: SMART Timing

Printed: 04/05/2015 08:59:53

SMRC May Raceday

Sorted on best lap time

Scottish BMW Compact Cup

Knockhill 1.267 miles

Qualifying 6

03/05/2015 09:45

Practice (10:00 Time) started at 9:55:01

Pos	No.	Name	Make/Model	CC	Class Code	Laps	Best Tm	In Lap Diff	Best Speed	2nd Best	
1	2	Steven DAILLY	BMW Compac	1900	BMWCC	4	1:13.978	3	61.651	1:25.282	
2	45	Calum KING	BMW Compac	1900	BMWCN	3	1:14.934	2	0.956	60.865	1:15.041
3	72	Cliff HARPER	BMW Compac	1900	BMWCC	4	1:15.167	3	1.189	60.676	1:21.097
4	59	Brogan KINSELLA	BMW Compac	1900	BMWCN	4	1:15.470	4	1.492	60.432	1:15.995
5	6	Phil DRYBURGH	BMW Compac	1900	BMWCC	4	1:15.697	4	1.719	60.251	1:16.175
6	7	Steven KING	BMW Compac	1900	BMWCN	3	1:15.719	2	1.741	60.234	1:22.760
7	97	Greig SUTHERLAND	BMW Compac	1900	BMWCN	2	1:15.869	2	1.891	60.115	
8	69	Stephen RUSSELL	BMW Compac	1900	BMWCC	4	1:16.003	4	2.025	60.009	1:16.378
9	61	Nick RUNCIE	BMW Compac	1900	BMWCC	3	1:16.145	2	2.167	59.897	1:18.568
10	92	Carol BROWN	BMW Compac	1900	BMWCC	4	1:16.465	4	2.487	59.646	1:16.893
11	85	Gary CLARK	BMW Compac	1900	BMWCN	4	1:16.484	3	2.506	59.631	1:23.505
12	4	Jonathan SINCLAIR	BMW Compac	1900	BMWCC	3	1:16.936	2	2.958	59.281	1:17.790
13	23	David McNAUGHTON	BMW Compac	1900	BMWCC	4	1:17.078	4	3.100	59.172	1:17.542
14	83	David NOBLE	BMW Compac	1900	BMWCN	3	1:17.120	3	3.142	59.140	1:17.909
15	35	Martin BUCHAN	BMW Compac	1999	BMWCN	3	1:17.660	3	3.682	58.728	1:19.414
16	81	Douglas SIMPSON	BMW Compac	1900	BMWCN	3	1:17.667	2	3.689	58.723	1:19.504
17	75	Michael COURTS	BMW Compac	1900	BMWCN	3	1:18.101	3	4.123	58.397	3:58.165
18	84	Robert MARSHALL	BMW Compac	1900	BMWCN	3	1:18.203	2	4.225	58.321	1:26.705
19	68	Donald MacCOLL	BMW Compac	1900	BMWCN	3	1:18.339	2	4.361	58.219	1:22.430
20	14	Lee ELRICK	BMW Compac	1900	BMWCN	2	1:18.933	2	4.955	57.781	
21	21	Zack RUNCIE	BMW Compac	1900	BMWCC	2	1:18.949	2	4.971	57.769	
22	8	Derek KINGHORN	BMW Compac	1900	BMWCN	3	1:18.953	2	4.975	57.767	1:21.682
23	63	Graham ROBERTSON	BMW Compac	1900	BMWCN	4	1:18.955	4	4.977	57.765	1:20.321
24	90	Richard SUTHERLAND	BMW Compac	1900	BMWCN	2	1:19.086	2	5.108	57.669	
25	18	Graham KELLY	BMW Compac	1900	BMWCN	3	1:19.341	3	5.363	57.484	3:52.275
26	87	Andrew WINCHESTER	BMW Compac	1900	BMWCC	2	1:19.769	2	5.791	57.176	
27	76	Jonathan ATKINSON	BMW Compac	1900	BMWCN	3	1:20.579	3	6.601	56.601	3:52.883
28	78	James LESLIE	BMW Compac	1900	BMWCN	2	1:20.676	2	6.698	56.533	
29	16	Ivor MAIRS	BMW Compac	1900	BMWCC	3	1:20.699	3	6.721	56.517	1:21.904
30	44	Ryan STIRLING	BMW Compac	1900	BMWCC	4	1:20.786	4	6.808	56.456	1:23.131
31	17	Duncan GRANT	BMW Compac	1900	BMWCN	2	1:23.646	2	9.668	54.526	
32	40	Steven GOLDIE	BMW Compac	1900	BMWCN	3	1:24.697	2	10.719	53.849	1:25.156
33	67	Wendy NEWTON	BMW Compac	1900	BMWCN	2	1:29.871	2	15.893	50.749	
34	91	Neil MacINNES	BMW Compac	1900	BMWCN	1		0	-		
35	77	Ashleigh MORRIS	BMW Compac	1900	BMWCC			0	-		

Clerk of the Course :

Orbits

Sig : Time :

Chief Timekeeper : Ian Sharp (SMART Timing)

www.mylaps.com

Results available at www.smart-timing.co.uk & www.mylaps.com

Licensed to: SMART Timing

Printed: 04/05/2015 08:50:45

SMRC May Raceday

Scottish BMW Compact Cup

Qualifying 6

Practice (10:00 Time) started at 9:55:01

Knockhill 1.267 miles

03/05/2015 09:45

Lap	Time of Day	Lap Tm	S1	S2	S3	S3Spd	SFSpd	Lap	Time of Day	Lap Tm	S1	S2	S3	S3Spd	SFSpd
(2) Steven DAILLY															
1	9:56:59.871			30.394	22.151	84.200	73.342	1	10:02:12.026				22.783	78.857	72.627
2	10:02:58.169	3:56.426	4:58.459	36.186	23.653	75.064	75.572	2	10:03:29.935	1:17.909	25.157	29.407	23.345	80.368	72.314
3	10:04:12.147	1:13.978	23.838	28.675	21.465	86.035	75.657	3	10:04:47.055	1:17.120	25.469	28.847	22.804	80.465	74.647
4	10:05:37.429	1:25.282	31.956	31.642	21.684	86.035	75.742	(35) Martin BUCHAN							
(45) Calum KING															
1	10:02:08.560				23.034	82.747	74.813	1	10:02:36.740			31.732	24.098	80.853	73.745
2	10:03:23.494	1:14.934	24.606	28.567	21.761	82.341	74.730	2	10:03:56.154	1:19.414	26.116	30.246	23.052	81.540	73.262
3	10:04:38.535	1:15.041	24.901	28.087	22.053	85.162	74.981	3	10:05:13.814	1:17.660	25.833	29.024	22.803	83.675	73.583
(72) Cliff HARPER															
1	9:56:25.216			29.658	23.344	72.004	72.864	(81) Douglas SIMPSON							
2	10:02:15.204	4:15.659		29.639	22.042	83.054	75.572	1	10:02:17.189			30.440	23.578	82.747	70.938
3	10:03:30.371	1:15.167		28.708	21.974	82.951	75.914	2	10:03:34.856	1:17.667	24.954	28.743	23.970	83.989	71.773
4	10:04:51.468	1:21.097	24.063	28.121	28.913	71.013	67.581	3	10:04:54.360	1:19.504	26.005	30.883	22.616	84.200	73.022
(59) Brogan KINSELLA															
1	9:56:42.280			29.941	23.733	80.561	71.315	(84) Robert MARSHALL							
2	10:02:33.374	4:09.663	4:54.297	30.279	26.518	80.658	73.664	1	10:02:50.904			34.535	23.817	81.739	73.826
3	10:03:49.369	1:15.995	24.940	28.651	22.404	83.054	73.022	2	10:04:09.107	1:18.203	25.372	29.496	23.335	81.639	74.981
4	10:05:04.839	1:15.470	24.358	28.738	22.374	81.739	73.664	3	10:05:35.812	1:26.705	29.004	35.514	22.187	84.625	75.742
(6) Phil DRYBURGH															
1	9:56:36.751			30.358	28.747	80.755	72.081	(68) Donald MacCOLL							
2	10:02:30.515	4:10.370		30.820	27.446	80.755	73.583	1	10:02:14.059				24.090	77.941	70.714
3	10:03:46.690	1:16.175		28.952	22.230	84.200	75.828	2	10:03:32.398	1:18.339	25.198	29.741	23.400	81.639	70.863
4	10:05:02.387	1:15.697	24.975	28.422	22.300	84.518	75.914	3	10:04:54.828	1:22.430	27.690	31.110	23.630	80.658	71.467
(7) Steven KING															
1	10:02:19.088			29.258	24.317	83.467	73.102	(14) Lee ELRICK							
2	10:03:34.807	1:15.719	25.021	28.460	22.238	84.412	73.826	1	10:03:26.589			44.601	26.886	48.699	74.070
3	10:04:57.567	1:22.760	25.706	31.299	25.755	81.048	66.051	2	10:04:45.522	1:18.933	25.377	29.176	24.380	83.467	75.233
(97) Greig SUTHERLAND															
1	10:03:20.294			44.559	25.719	52.469	73.826	(21) Zack RUNCIE							
2	10:04:36.163	1:15.869	25.096	28.510	22.263	84.200	73.583	1	10:03:24.224			43.918	26.204	46.863	72.470
(69) Stephen RUSSELL															
1	9:56:30.697			31.445	23.064	80.755	66.051	2	10:04:43.173	1:18.949	26.024	30.181	22.744	81.244	73.583
2	10:02:23.980	4:08.261		30.053	23.028	82.139	73.262	(8) Derek KINGHORN							
3	10:03:40.358	1:16.378		29.044	22.875	83.571	74.730	1	10:03:00.795			36.876	24.470	76.432	70.863
4	10:04:56.361	1:16.003	24.390	28.924	22.689	84.200	74.316	2	10:04:19.748	1:18.953	25.755	30.015	23.183	78.950	69.470
(61) Nick RUNCIE															
1	10:03:11.004			41.592	24.575	58.815	73.907	3	10:05:41.430	1:21.682	26.506	31.663	23.513	77.581	71.467
2	10:04:27.149	1:16.145	24.572	29.414	22.159	83.363	73.745	(63) Graham ROBERTSON							
3	10:05:45.717	1:18.568	25.140	31.126	22.302	82.747	73.989	1	9:56:49.851			33.035	24.286	74.981	71.089
(92) Carol BROWN															
1	9:56:30.261			30.505	23.528	82.139	71.696	2	10:02:37.622	3:59.451	4:53.596	30.309	23.866	72.004	73.022
2	10:02:22.594	4:09.628		29.053	23.363	82.951	73.342	3	10:03:57.943	1:20.321	26.078	31.148	23.095	81.244	70.714
3	10:03:39.487	1:16.893		28.565	22.997	84.306	73.989	4	10:05:16.898	1:18.955	26.215	30.175	22.565	82.543	74.981
4	10:04:55.952	1:16.465	24.378	29.199	22.888	84.412	74.897	(90) Richard SUTHERLAND							
(85) Gary CLARK															
1	9:56:21.179			29.006	22.848	82.747	70.863	1	10:03:06.774			40.803	24.614	71.239	68.899
2	10:02:11.179	4:23.805			22.669	77.671	72.236	2	10:04:25.860	1:19.086	26.790	29.994	22.302	79.985	74.399
3	10:03:27.663	1:16.484		28.367	23.336	80.465	72.549	(18) Graham KELLY							
4	10:04:51.168	1:23.505	25.570	33.294	24.641	61.230	74.564	1	9:57:02.419			30.884	23.464	78.580	69.254
(4) Jonathan SINCLAIR															
1	10:02:20.932			29.402	23.257	83.054	74.316	2	10:03:10.791	3:52.275	5:00.891	42.468	25.013	59.651	68.617
2	10:03:37.868	1:16.936	24.968	28.941	23.027	84.200	73.182	3	10:04:30.132	1:19.341	26.721	29.770	22.850	80.658	72.159
3	10:04:55.658	1:17.790	24.455	30.210	23.125	83.989	74.152	(87) Andrew WINCHESTER							
(23) David McNAUGHTON															
1	9:56:29.307			31.081	23.201	81.540	72.314	1	10:03:22.174						
2	10:02:25.019	4:14.539		31.140	22.988	81.146	73.745	2	10:04:41.943	1:19.769					
3	10:03:42.561	1:17.542		29.245	22.608	84.306	75.317	(76) Jonathan ATKINSON							
4	10:04:59.639	1:17.078	24.959	28.987	23.132	83.675	73.826	1	9:56:51.752			32.663	25.641	76.694	69.254
(83) David NOBLE															
1	10:02:20.932			29.402	23.257	83.054	74.316	2	10:03:04.101	3:52.883	5:08.460	37.518	26.371	65.599	68.547
2	10:03:37.868	1:16.936	24.968	28.941	23.027	84.200	73.182	3	10:04:24.680	1:20.579	25.497	30.335	24.747	77.402	67.377
3	10:04:55.658	1:17.790	24.455	30.210	23.125	83.989	74.152	(78) James LESLIE							
(16) Ivor MAIRS															
1	10:02:46.848			32.353	24.746	78.488	71.089	1	10:03:23.144			45.163	26.592	49.453	73.022
2	10:04:08.752	1:21.904	27.620	30.934	23.350	80.853	72.081	2	10:04:43.820	1:20.676	26.406	29.909	24.361	83.363	73.262
3	10:05:29.451	1:20.699	26.713	30.204	23.782	81.739	70.050	(78) James LESLIE							

Clerk of the Course :

Sig : Time :

Chief Timekeeper : Ian Sharp (SMART Timing)

Results available at www.smart-timing.co.uk & www.mylaps.com

Printed: 04/05/2015 08:51:34

Orbits

www.mylaps.com

Licensed to: SMART Timing

Page 1/2

SMRC May Raceday

Scottish BMW Compact Cup

Knockhill 1.267 miles

Qualifying 6

03/05/2015 09:45

Practice (10:00 Time) started at 9:55:01

Lap	Time of Day	Lap Tm	S1	S2	S3	S3Spd	SFSpd	Lap	Time of Day	Lap Tm	S1	S2	S3	S3Spd	SFSpd
<hr/>															
(44) Ryan STIRLING															
1	9:56:53.319			34.404	27.032	63.130	71.696								
2	10:02:42.411	4:00.395	4:53.289	31.448	24.355	80.561	72.627								
3	10:04:05.542	1:23.131	27.743	31.146	24.242	82.849	72.706								
4	10:05:26.328	1:20.786	27.057	30.707	23.022	82.747	73.182								
<hr/>															
(17) Duncan GRANT															
1	10:03:13.718			42.453	25.211	66.974	67.041								
2	10:04:37.364	1:23.646	28.053	31.469	24.124	78.488	70.196								
<hr/>															
(40) Steven GOLDIE															
1	10:02:40.056			33.323	27.530	60.403	70.343								
2	10:04:04.753	1:24.697	27.600	32.186	24.911	76.432	69.614								
3	10:05:29.909	1:25.156	26.966	32.746	25.444	82.039	69.977								
<hr/>															
(67) Wendy NEWTON															
1	10:03:30.779			41.741	29.243	53.729	66.707								
2	10:05:00.650	1:29.871	28.840	34.862	26.169	67.108	72.470								
<hr/>															
(91) Neil MacINNES															
1	10:04:40.938														

Clerk of the Course :

Orbits

Sig : Time :

Chief Timekeeper : Ian Sharp (SMART Timing)

Results available at www.smart-timing.co.uk & www.mylaps.com

www.mylaps.com

Licensed to: SMART Timing

Printed: 04/05/2015 08:51:34

Page 2/2

Date : 04/05/2015
Time : 09:29

Scottish Motorsports Automatic Race Timing (S.M.A.R.T)

Telephone 01896 752 447

Grid Sheet

Race 6 - BMW Compact Cup - Race 1 (Group A & Group B)

Start Time :
Finish Time :

Road :
Weather :

FRONT

Group B

Position No. 2	45
Position No. 4	6
Position No. 6	69
Position No. 8	85
Position No. 10	83
Position No. 12	75
Position No. 14	14
Position No. 16	63
Position No. 18	87
Position No. 20	16
Position No. 22	40
Position No. 24	77
Position No. 26	
Position No. 28	

Group A

Position No. 1	2
Position No. 3	59
Position No. 5	97
Position No. 7	92
Position No. 9	23
Position No. 11	81
Position No. 13	68
Position No. 15	8
Position No. 17	18
Position No. 19	78
Position No. 21	17
Position No. 23	91
Position No. 25	
Position No. 27	

POLE

Date : 04/05/2015
Time : 09:31

Scottish Motorsports Automatic Race Timing (S.M.A.R.T)

Telephone 01896 752 447

Grid Sheet

Race 9 - BMW Compact Cup - Race 2 (Group B & Group C)

Start Time :
Finish Time :

Road :
Weather :

FRONT

Group C

Position No. 2	72
Position No. 4	7
Position No. 6	61
Position No. 8	4
Position No. 10	35
Position No. 12	84
Position No. 14	21
Position No. 16	90
Position No. 18	76
Position No. 20	44
Position No. 22	67
Position No. 24	
Position No. 26	
Position No. 28	

Group B

Position No. 1	45
Position No. 3	6
Position No. 5	69
Position No. 7	85
Position No. 9	83
Position No. 11	75
Position No. 13	14
Position No. 15	63
Position No. 17	87
Position No. 19	16
Position No. 21	40
Position No. 23	77
Position No. 25	
Position No. 27	

POLE

Date : 04/05/2015
Time : 09:32

Scottish Motorsports Automatic Race Timing (S.M.A.R.T)

Telephone 01896 752 447

Grid Sheet

Race 16 - BMW Compact Cup - Race 3 (Group A & Group C)

Start Time :
Finish Time :

Road :
Weather :

FRONT

Group A

Position No. 2	<input type="text" value="2"/>
Position No. 4	<input type="text" value="59"/>
Position No. 6	<input type="text" value="97"/>
Position No. 8	<input type="text" value="92"/>
Position No. 10	<input type="text" value="23"/>
Position No. 12	<input type="text" value="81"/>
Position No. 14	<input type="text" value="68"/>
Position No. 16	<input type="text" value="8"/>
Position No. 18	<input type="text" value="18"/>
Position No. 20	<input type="text" value="78"/>
Position No. 22	<input type="text" value="17"/>
Position No. 24	<input type="text" value="91"/>
Position No. 26	<input type="text"/>
Position No. 28	<input type="text"/>

Group C

Position No. 1	<input type="text" value="72"/>
Position No. 3	<input type="text" value="7"/>
Position No. 5	<input type="text" value="61"/>
Position No. 7	<input type="text" value="4"/>
Position No. 9	<input type="text" value="35"/>
Position No. 11	<input type="text" value="84"/>
Position No. 13	<input type="text" value="21"/>
Position No. 15	<input type="text" value="90"/>
Position No. 17	<input type="text" value="76"/>
Position No. 19	<input type="text" value="44"/>
Position No. 21	<input type="text" value="67"/>
Position No. 23	<input type="text"/>
Position No. 25	<input type="text"/>
Position No. 27	<input type="text"/>

POLE

SMRC May Raceday**Sorted on best lap time**

Scottish Formula Ford 1600 Championship

Knockhill 1.267 miles

Qualifying 7

03/05/2015 10:00

Practice (10:00 Time) started at 10:10:51

Pos	No.	Name	Make/Model	CC	Class Code	Laps	Best Tm	In Lap Diff	Best Speed	2nd Best
1	78	Adam MacKAY	Ray GR14	1600	FF16A	5	1:06.929		68.144	1:07.170
2	33	Jordan GRONKOWSKI	Van Diemen RF90	1600	FF16A	4	1:07.559	0.630	67.509	1:07.897
3	25	Neil MacLENNAN	Ray GR09	1600	FF16A-N	5	1:08.257	1.328	66.819	1:09.549
4	3	Neil BROOME	Swift SC93C	1600	FF16B	4	1:09.262	2.333	65.849	1:09.604
5	50	Jamie THORBURN	Ray GR15	1600	FF16A-N	5	1:10.078	3.149	65.082	1:10.147
6	92	Matthew CHISHOLM	Van Diemen RF92	1600	FF16B	4	1:10.230	3.301	64.941	1:11.309
7	6	Sebastian MELROSE	Ray GR14	1600	FF16A-N	5	1:10.250	2	64.923	1:11.229
8	79	Phil HOOKER	Ray GR14	1600	FF16A-N	5	1:10.450	3.521	64.739	1:11.707
9	70	David THORBURN	Ray GR15	1600	FF16A	5	1:10.945	4.016	64.287	1:11.469
10	41	Colin TURNER	Van Diemen RF93	1600	FF16B	5	1:12.052	5.123	63.299	1:12.614
11	22	Fergus MCINTYRE	Ray GR05	1600	FF16A-N	4	1:12.769	5.840	62.676	1:20.841
12	99	Stephen BARLOW	Ray 98	1600	FF16A-N	4	1:12.942	6.013	62.527	1:12.953
13	16	Ivor MAIRS	Mondiale	1600	FF16B	2	1:22.073	15.144	55.571	

Clerk of the Course :

Orbits

Sig : Time :

Chief Timekeeper : Ian Sharp (SMART Timing)

www.mylaps.com

Results available at www.smart-timing.co.uk & www.mylaps.com

Licensed to: SMART Timing

Printed: 04/05/2015 09:03:34

SMRC May Raceday

Scottish Formula Ford 1600 Championship

Knockhill 1.267 miles

Qualifying 7

03/05/2015 10:00

Practice (10:00 Time) started at 10:10:51

Lap	Time of Day	Lap Tm	S1	S2	S3	S3Spd	SFSpd	Lap	Time of Day	Lap Tm	S1	S2	S3	S3Spd	SFSpd
(78) Adam MacKAY								(99) Stephen BARLOW							
1	10:12:12.550			26.251	19.455	97.540	84.732	1	10:12:28.723			28.475	21.201	90.077	80.755
2	10:13:20.320	1:07.770	22.501	25.661	19.608	97.682	86.368	2	10:13:41.665	1:12.942	24.033	28.048	20.861	91.427	75.828
3	10:14:27.490	1:07.170	22.080	25.635	19.455	98.979	87.608	3	10:14:55.812	1:14.147	24.674	28.398	21.075	91.427	82.039
4	10:15:35.215	1:07.725	22.257	26.006	19.462	97.540	86.479	4	10:16:08.765	1:12.953	24.604	27.841	20.508	92.690	84.732
5	10:16:42.144	1:06.929	21.800	25.744	19.385	98.254	87.608	(16) Ivor MAIRS							
(33) Jordan GRONKOWSKI								1	10:15:10.300						
1	10:11:56.924			27.015	20.113	96.005	84.095	2	10:16:32.373	1:22.073					
2	10:13:06.124	1:09.200	22.504	26.157	20.539	98.254	86.814								
3	10:14:14.021	1:07.897	22.314	26.067	19.516	96.976	86.257								
4	10:15:21.580	1:07.559	21.977	26.093	19.489	97.540	85.162								
(25) Neil MacLENNAN															
1	10:12:13.017			28.255	20.432	95.323	85.706								
2	10:13:22.566	1:09.549	22.817	26.970	19.762	97.117	86.479								
3	10:14:32.410	1:09.844	23.230	27.023	19.591	95.323	87.380								
4	10:15:40.667	1:08.257	22.579	26.273	19.405	97.824	87.266								
5	10:16:55.699	1:15.032	22.191	33.044	19.797	97.257	87.494								
(3) Neil BROOME															
1	10:12:06.559			28.459	21.135	92.947	80.755								
2	10:13:16.994	1:10.435	23.372	27.138	19.925	95.053	83.363								
3	10:14:26.598	1:09.604	22.835	26.943	19.826	96.558	84.095								
4	10:15:35.860	1:09.262	22.775	26.662	19.825	97.540	85.379								
(50) Jamie THORBURN															
1	10:12:01.331			27.676	20.228	95.595	84.732								
2	10:13:12.013	1:10.682	23.627	26.970	20.085	96.558	86.035								
3	10:14:22.091	1:10.078	23.250	26.932	19.896	97.399	86.368								
4	10:15:32.657	1:10.566	23.761	26.958	19.847	97.540	85.162								
5	10:16:42.804	1:10.147	23.446	27.035	19.666	97.399	88.068								
(92) Matthew CHISHOLM															
1	10:12:26.645			28.719	20.907	87.266	82.543								
2	10:13:37.954	1:11.309	23.590	27.651	20.068	93.595	83.989								
3	10:14:50.395	1:12.441	24.299	27.999	20.143	93.335	83.571								
4	10:16:00.625	1:10.230	23.183	27.116	19.931	93.857	83.157								
(6) Sebastian MELROSE															
1	10:12:24.048														
2	10:13:34.298	1:10.250													
3	10:14:45.949	1:11.651													
4	10:15:57.178	1:11.229													
5	10:17:08.610	1:11.432													
(79) Phil HOOKER															
1	10:12:15.740			30.772	23.319	83.989	78.305								
2	10:13:32.889	1:17.149	25.905	29.531	21.713	89.120	83.780								
3	10:14:44.596	1:11.707	24.129	27.425	20.153	94.919	84.625								
4	10:15:55.046	1:10.450	23.472	26.931	20.047	96.558	84.200								
5	10:17:14.918	1:19.872	23.662	27.772	28.438	88.068	28.292								
(70) David THORBURN															
1	10:12:24.049			28.800	20.557	93.076	83.571								
2	10:13:34.994	1:10.945	23.662	27.117	20.166	95.053	85.379								
3	10:14:46.463	1:11.469	23.892	27.449	20.128	95.323	85.487								
4	10:15:58.925	1:12.462	23.955	27.628	20.879	95.053	85.054								
5	10:17:12.271	1:13.346	22.903	29.359	21.084	88.183	83.780								
(41) Colin TURNER															
1	10:12:07.105			28.639	22.879	91.427	81.048								
2	10:13:21.290	1:14.185	24.339	28.038	21.808	93.857	83.989								
3	10:14:35.656	1:14.366	25.098	28.011	21.257	93.465	83.571								
4	10:15:47.708	1:12.052	24.117	27.099	20.836	93.076	82.645								
5	10:17:00.322	1:12.614	23.691	27.379	21.544	91.677	83.157								
(22) Fergus MCINTYRE															
1	10:12:12.828			30.873	23.465	74.316	77.402								
2	10:13:33.669	1:20.841	27.450	30.086	23.305	83.885	77.313								
3	10:14:54.671	1:21.002	28.701	30.569	21.732	89.957	82.951								
4	10:16:07.440	1:12.769	24.020	27.906	20.843	94.919	83.467								

Clerk of the Course :

Orbits

Sig : Time :

Chief Timekeeper : Ian Sharp (SMART Timing)

www.mylaps.com

Results available at www.smart-timing.co.uk & www.mylaps.com

Licensed to: SMART Timing

Printed: 04/05/2015 09:04:24

SMRC May Raceday

Scottish Formula Ford 1600 Championship

Knockhill 1.267 miles

Race 7 - 1st Race

03/05/2015 14:00

Race (14 Laps) started at 14:06:10

POLE POSITION

2
33 Jordan GRONKOWSKI
1:07.559

1
78 Adam MacKAY
1:06.929

1

4
3 Neil BROOME
1:09.262

3
25 Neil MacLENNAN
1:08.257

2

6
92 Matthew CHISHOLM
1:10.230

5
50 Jamie THORBURN
1:10.078

3

8
79 Phil HOOKER
1:10.450

7
6 Sebastian MELROSE
1:10.250

4

10
41 Colin TURNER
1:12.052

9
70 David THORBURN
1:10.945

5

12
99 Stephen BARLOW
1:12.942

11
22 Fergus MCINTYRE
1:12.769

6

13
16 Ivor MAIRS

7

Clerk of the Course :

Orbits

Sig : Time :

Chief Timekeeper : Ian Sharp (SMART Timing)

Results available at www.smart-timing.co.uk & www.mylaps.com

www.mylaps.com

Licensed to: SMART Timing

Printed: 04/05/2015 09:04:45

SMRC May Raceday

Sorted on Laps

Celtic Speed Mini Cooper Cup

Knockhill 1.267 miles

Race 1 - 1st Race

03/05/2015 10:40

Race (9 Laps) started at 10:50:30

Pos	No.	Name	Make/Model	CC	Class Code	Laps	Total Tm	Diff	Best Tm	In Lap	Best Speed
1	1	Kenneth THIRLWALL	Mini Cooper	1600	SM	9	10:39.273		1:10.190	8	64.978
2	3	Joe TANNER	Mini Cooper	1600	SM	9	10:42.158	2.885	1:10.278	7	64.897
3	70	Oliver MORTIMER	Mini Cooper	1600	SM	9	10:44.582	5.309	1:10.658	6	64.548
4	27	Lewis CARTER	Mini Cooper	1600	SM	9	10:47.899	8.626	1:10.591	5	64.609
5	89	Shane STONEY	Mini Cooper	1600	SM	9	10:49.241	9.968	1:10.160	6	65.006
6	23	Ian MUNRO	Mini Cooper	1600	SM	9	10:50.731	11.458	1:10.407	8	64.778
7	29	Chris REID	Mini Cooper	1600	SM	9	10:59.634	20.361	1:10.810	5	64.410
8	91	Robbie DALGLEISH	Mini Cooper	1600	SMN	9	11:00.815	21.542	1:10.933	5	64.298
9	5	Des WHEATLEY	Mini Cooper	1600	SM	9	11:04.622	25.349	1:11.671	6	63.636
10	8	Hannah CHAPMAN	Mini Cooper	1600	SM L	9	11:05.588	26.315	1:11.864	6	63.465
11	11	Morgan MURRAY	Mini Cooper	1600	SMN	9	11:10.350	31.077	1:11.835	8	63.490
12	87	Paul BELL	Mini Cooper	1600	SM	9	11:10.479	31.206	1:12.615	6	62.809
13	6	Daniel DREELAN	Mini Cooper	1600	SM	9	11:14.540	35.267	1:12.904	7	62.560
14	74	Ian WALSH	Mini Cooper	1600	SMN	9	11:18.056	38.783	1:13.591	9	61.976
15	18	William SMITH	Mini Cooper	1600	SMN	9	11:18.163	38.890	1:12.857	7	62.600
16	30	Callum DRYBURGH	Mini Cooper	1600	SM	9	11:19.262	39.989	1:12.180	9	63.187
17	77	Adrian BLANTFORD	Mini Cooper	1600	SMN	9	11:20.825	41.552	1:13.311	9	62.212
18	98	Brandon WALSH	Mini Cooper	1600	SMN	9	11:35.051	55.778	1:14.431	3	61.276
19	20	Kyle REID	Mini Cooper	1600	SM	9	11:36.922	57.649	1:11.319	5	63.950
20	26	William BLAKE	Mini Cooper	1600	SMN	9	11:37.200	57.927	1:14.374	9	61.323
21	7	Jonny DREELAN	Mini Cooper	1600	SMN	9	11:51.821	1:12.548	1:14.043	9	61.597
Not classified											
DNF	36	Marco HAIG	Mini Cooper	1600	SM	7	8:46.562	DNF	1:13.018	6	62.462

Margin of Victory	Avg. Speed	Best Lap Tm	Best Speed	Best Lap by
2.885	64.210	1:10.160	65.006	89 - Shane STONEY

Clerk of the Course :

Orbits

Sig : Time :

Chief Timekeeper : Ian Sharp (SMART Timing)

www.mylaps.com

Results available at www.smart-timing.co.uk & www.mylaps.com

Licensed to: SMART Timing

Printed: 04/05/2015 09:15:08

SMRC May Raceday

Celtic Speed Mini Cooper Cup

Knockhill 1.267 miles

Race 1 - 1st Race

03/05/2015 10:40

Race (9 Laps) started at 10:50:30

Lap	Time of Day	Lap Tm	S1	S2	S3	S3Spd	SFSpd	Lap	Time of Day	Lap Tm	S1	S2	S3	S3Spd	SFSpd
4	10:55:39.953	1:14.028	24.811	28.047	21.170	81.441	72.706	1	10:51:59.337		32.649	30.611	22.162	79.700	70.938
5	10:56:53.716	1:13.763	24.325	27.755	21.683	82.341	70.343	2	10:53:17.689	1:18.352	25.216	30.245	22.891	78.488	69.398
6	10:58:07.590	1:13.874	24.556	27.747	21.571	81.839	70.123	3	10:54:33.387	1:15.698	25.303	28.627	21.768	80.950	72.081
7	10:59:21.214	1:13.624	24.400	27.657	21.567	81.441	69.686	4	10:55:48.426	1:15.039	25.373	28.600	21.066	81.441	71.467
8	11:00:35.436	1:14.222	24.920	27.865	21.437	81.244	68.477	5	10:57:22.785	1:34.359	43.370	29.246	21.743	80.272	69.904
9	11:01:49.027	1:13.591	24.429	26.995	22.167	82.139	65.471	6	10:58:38.366	1:15.581	24.458	29.151	21.972	80.272	69.831

(18) William SMITH

1	10:51:56.702			29.060	22.231	78.857	70.270
2	10:53:13.024	1:16.322	24.994	29.355	21.973	79.890	70.640
3	10:54:28.433	1:15.409	24.683	28.938	21.788	81.639	71.315
4	10:55:42.196	1:13.763	24.324	28.139	21.300	82.039	71.467
5	10:56:55.323	1:13.127	24.087	27.872	21.168	81.938	71.391
6	10:58:08.992	1:13.669	24.130	28.123	21.416	81.839	70.789
7	10:59:21.849	1:12.857	24.076	27.621	21.160	82.645	71.467
8	11:00:35.750	1:13.901	24.593	28.241	21.067	81.938	70.863
9	11:01:49.134	1:13.384	24.511	27.698	21.175	82.442	70.714

(30) Callum DRYBURGH

1	10:52:00.070		33.099	30.800	22.423	79.700	71.315
2	10:53:17.416	1:17.346	25.257	29.585	22.504	78.123	69.542
3	10:54:31.205	1:13.789	24.592	27.820	21.377	81.540	71.850
4	10:55:44.833	1:13.628	24.266	28.170	21.192	81.938	72.549
5	10:56:58.274	1:13.441	24.087	27.975	21.379	82.951	71.543
6	10:58:11.195	1:12.921	23.698	27.830	21.393	82.341	71.089
7	10:59:24.665	1:13.470	24.258	27.812	21.400	82.747	72.004
8	11:00:38.053	1:13.388	24.076	27.975	21.337	80.950	71.089
9	11:01:50.233	1:12.180	23.621	27.434	21.125	82.543	72.004

(77) Adrian BLANTFORD

1	10:51:57.647			29.678	22.205	79.511	71.239
2	10:53:13.416	1:15.769	24.949	28.617	22.203	79.043	70.565
3	10:54:29.022	1:15.606	24.972	28.969	21.665	80.081	72.627
4	10:55:43.305	1:14.283	24.627	28.322	21.334	80.950	72.236
5	10:56:56.640	1:13.335	24.167	27.781	21.387	81.739	71.927
6	10:58:10.893	1:14.253	24.394	28.512	21.347	80.755	71.089
7	10:59:24.299	1:13.406	24.208	27.746	21.452	82.139	71.239
8	11:00:38.485	1:14.186	24.135	28.706	21.345	79.323	73.182
9	11:01:51.796	1:13.311	24.084	28.126	21.101	81.441	72.470

(98) Brandon WALSH

1	10:51:58.561		31.231	30.271	22.126	78.672	70.863
2	10:53:15.034	1:16.473	25.391	28.916	22.166	79.890	69.758
3	10:54:29.465	1:14.431	24.615	28.110	21.706	80.368	72.236
4	10:55:44.159	1:14.694	25.078	28.129	21.487	81.343	71.620
5	10:56:58.694	1:14.535	24.267	28.036	22.232	81.146	70.565
6	10:58:13.696	1:15.002	24.602	28.875	21.525	79.606	69.398
7	10:59:35.372	1:21.676			21.901	82.747	67.581
8	11:00:51.319	1:15.947		29.107	21.665	78.032	69.977
9	11:02:06.022	1:14.703	24.861	28.142	21.700	80.755	70.123

(20) Kyle REID

1	10:51:50.405			27.998	22.092	81.839	72.081
2	10:53:03.384	1:12.979	23.886	27.648	21.445	82.341	71.696
3	10:54:15.513	1:12.129	23.763	27.320	21.046	82.951	72.864
4	10:55:27.699	1:12.186	23.455	27.611	21.120	82.849	72.785
5	10:56:39.018	1:11.319	23.453	26.983	20.883	82.645	73.745
6	10:58:30.105	1:51.087	23.251	1:05.744	22.092	76.694	70.789
7	10:59:43.438	1:13.333	24.037	27.911	21.385	80.950	71.696
8	11:00:55.267	1:11.829	23.657	27.168	21.004	83.054	72.314
9	11:02:07.893	1:12.626	23.566	27.818	21.242	83.675	71.850

(26) William BLAKE

1	10:51:58.155		30.913	29.853	22.329	75.657	71.543
2	10:53:17.429	1:19.274	25.058	31.350	22.866	79.323	70.050
3	10:54:32.897	1:15.468	24.856	28.775	21.837	80.465	72.627
4	10:55:50.992	1:18.095	27.285	29.026	21.784	80.755	71.850
5	10:57:07.076	1:16.084	25.344	28.829	21.911	80.561	71.013
6	10:58:23.940	1:16.864	24.931	29.802	22.131	79.700	69.904
7	10:59:39.185	1:15.245	24.927	28.565	21.753	81.938	71.239
8	11:00:53.797	1:14.612	25.083	27.866	21.663	81.938	71.927
9	11:02:08.171	1:14.374	24.632	27.906	21.836	82.747	70.938

(7) Jonny DREELAN

Clerk of the Course :

Orbits

Sig : Time :

Chief Timekeeper : Ian Sharp (SMART Timing)

www.mylaps.com

Results available at www.smart-timing.co.uk & www.mylaps.com

Licensed to: SMART Timing


Celtic Speed Mini Cooper Cup

Knockhill 1.267 miles

Race 1 - 1st Race

03/05/2015 10:40

Race (9 Laps) started at 10:50:30



Competitors	Laps								
	1	2	3	4	5	6	7	8	9
Kenneth THIRLWALL (1)	1	1	1	1	1	1	1	1	1
Joe TANNER (3)	2	3	3	3	3	3	3	3	3
Oliver MORTIMER (70)	3	70	70	70	70	70	70	70	70
Lewis CARTER (27)	4	27	27	27	27	27	27	27	27
Shane STONEY (89)	5	89	89	89	89	89	89	89	89
Ian MUNRO (23)	6	23	23	23	23	23	23	23	23
Kyle REID (20)	7	20	20	20	20	29	29	29	29
Des WHEATLEY (5)	8	5	5	91	91	91	91	91	91
Robbie DALGLEISH (91)	9	91	91	5	29	29	5	5	5
Chris REID (29)	10	29	29	29	5	5	8	8	8
Morgan MURRAY (11)	11	11	8	8	8	8	87	11	11
Paul BELL (87)	12	87	87	87	87	11	87	87	87
Hannah CHAPMAN (8)	13	8	36	36	36	11	36	36	6
Marco HAIG (36)	14	36	6	11	11	36	6	6	74
Daniel DREELAN (6)	15	6	11	6	6	6	74	74	18
Ian WALSH (74)	16	74	74	74	74	18	18	30	30
William SMITH (18)	17	18	18	18	18	18	77	77	77
Adrian BLANTFORD (77)	18	77	77	77	77	30	30	98	98
William BLAKE (26)	19	26	98	98	98	30	98	98	26
Brandon WALSH (98)	20	98	30	30	30	98	26	26	20
Jonny DREELAN (7)	21	7	26	26	7	26	20	20	7
Callum DRYBURGH (30)	22	30	7	7	26	7	7	7	7

SMRC May Raceday

Celtic Speed Mini Cooper Cup

Race 8 - 2nd Race

Race (9 Laps) started at 14:30:19

Knockhill 1.267 miles

03/05/2015 14:25

POLE POSITION

2
3 Joe TANNER

4
27 Lewis CARTER

6
23 Ian MUNRO

8
91 Robbie DALGLEISH

10
8 Hannah CHAPMAN

12
87 Paul BELL

14
74 Ian WALSH

16
30 Callum DRYBURGH

18
98 Brandon WALSH

20
26 William BLAKE

1
1 Kenneth THIRLWALL

3
70 Oliver MORTIMER

5
89 Shane STONEY

7
29 Chris REID

9
5 Des WHEATLEY

11
11 Morgan MURRAY

13
6 Daniel DREELAN

15
18 William SMITH

17
77 Adrian BLANTFORD

19
20 Kyle REID

1

2

3

4

5

6

7

8

9

10

Clerk of the Course :

Orbits

Sig : Time :

Chief Timekeeper : Ian Sharp (SMART Timing)

Results available at www.smart-timing.co.uk & www.mylaps.com

www.mylaps.com

Licensed to: SMART Timing

SMRC May Raceday


Celtic Speed Mini Cooper Cup

Knockhill 1.267 miles

Race 8 - 2nd Race

03/05/2015 14:25

Race (9 Laps) started at 14:30:19



22

36 Marco HAIG

21

7 Jonny DREELAN

11

Clerk of the Course :

Orbits

Sig : Time :

Chief Timekeeper : Ian Sharp (SMART Timing)

Results available at www.smart-timing.co.uk & www.mylaps.com

www.mylaps.com

Licensed to: SMART Timing

SMRC May Raceday

Sorted on Laps

Scottish Saloon & Sportscar Championship

Knockhill 1.267 miles

Race 2 - 1st Race

03/05/2015 11:00

Race (12 Laps) started at 11:27:20

Pos	No.	Name	Make/Model	CC	Class	Laps	Total Tm	Diff	Best Tm	In Lap	Best Speed
1	88	Ian DONALDSON	Mitsubishi Evo	2000	A1	12	11:57.740		58.428	3	78.059
2	79	Paul BRYDON	BMW M3	3200T	A2	12	12:00.779	3.039	58.399	3	78.098
3	36	Matt COLLINS	Porsche Cayman	3400	A2	12	12:39.864	42.124	1:01.534	2	74.119
4	56	Adam KINDNESS	Subaru Impreza STi	2000T	A1	12	12:43.992	46.252	1:01.126	4	74.614
5	8	Finlay CROCKER	Seat Leon Eurocup	2000	A2	12	12:46.280	48.540	1:01.044	11	74.714
6	50	Alistair ROBERTSON	Ginetta G50	3500	A2	12	12:49.872	52.132	1:01.527	8	74.127
7	51	Roddie PATERSON	Caterham	2300	A3	11	12:03.649	1 Lap	1:02.177	10	73.353
8	59	Gary WAIT	Ford Sierra Cosworth	2000	A2	11	12:06.661	1 Lap	1:03.512	5	71.811
9	54	Andrew MORRISON	Seat Leon Cupra	1994	A2	11	12:20.762	1 Lap	1:03.364	6	71.978
10	35	Andrew MACKIE	Mitsubishi Evo		B1	11	12:42.672	1 Lap	1:07.733	6	67.336
11	23	Brian MELDRUM	Seat Leon Sport		B1	11	12:46.107	1 Lap	1:06.453	10	68.633
12	55	Fiona KINDNESS	Subaru Impreza	2350	A1	11	12:49.565	1 Lap	1:05.509	7	69.622
13	99	John WILSON	Ford Focus RS	2500	B1	11	12:56.329	1 Lap	1:08.561	4	66.522
14	9	Martin McGEOUGH	Subaru Impreza	2000	B1	10	12:19.540	2 Laps	1:08.948	6	66.149
15	38	Barry FORBES	Seat Ibiza Cupra	1800	B1	10	12:29.549	2 Laps	1:09.176	9	65.931
16	4	Mark DAWSON	VW Corrado	1900	B1	10	12:32.996	2 Laps	1:12.616	8	62.808
17	6	Phil DRYBURGH	BMW Compact	1900	B3	10	12:49.148	2 Laps	1:14.660	9	61.088
18	65	Andrew BELL	Caterham Supersport	1600	B2	10	12:59.472	2 Laps	1:15.034	8	60.784
19	97	Oilly ROSS	Mazda MX5	1600	MX5	9	12:06.480	3 Laps	1:18.174	6	58.342
20	94	Ross TAYLOR	Mazda MX5	1600	MX5	9	12:13.537	3 Laps	1:19.025	3	57.714
21	92	Michael KELLY	Mazda MX5	1600	MX5	9	12:15.221	3 Laps	1:18.316	4	58.236
22	93	David SMAIL	Mazda MX5	1600	MX5	8	12:05.654	4 Laps	1:26.598	3	52.667
Not classified											
DNS	89	William ROBSON	Ford Focus RS	2500	B1			DNS		0	-

Announcements

New Track Record (1:15.034) for SMRC Sports/Sal. (B2) by Andrew BELL.

Margin of Victory	Avg. Speed	Best Lap Tm	Best Speed	Best Lap by
3.039	76.253	58.399	78.098	79 - Paul BRYDON

Clerk of the Course :

Orbits

Sig : Time :


Chief Timekeeper : Ian Sharp (SMART Timing)

www.mylaps.com

Results available at www.smart-timing.co.uk & www.mylaps.com

Licensed to: SMART Timing

Printed: 04/05/2015 09:11:48



Competitors	Laps												
	1	2	3	4	5	6	7	8	9	10	11	12	
Ian DONALDSON (88)	1	88	88	88	88	88	88	88	88	88	88	88	88
Paul BRYDON (79)	2	79	79	79	79	79	79	79	79	79	79	79	79
Matt COLLINS (36)	3	36	36	36	36	36	36	36	36	36	36	36	36
Adam KINDNESS (56)	4	56	56	56	56	56	56	56	56	56	56	56	56
Alistair ROBERTSON (50)	5	50	50	50	50	50	50	50	50	8	8	8	8
Finlay CROCKER (8)	6	8	8	8	8	8	8	8	8	50	50	50	50
Gary WAIT (59)	7	59	51	51	59	59	59	51	51	51	51	51	51
Roddie PATERSON (51)	8	51	59	59	51	51	51	59	59	59	59	59	59
Andrew MACKIE (35)	9	35	35	35	35	35	35	54	54	54	54	54	54
John WILSON (99)	10	99	99	99	99	99	54	35	35	35	35	35	35
Brian MELDRUM (23)	11	23	23	23	23	54	99	99	99	23	23	23	23
Mark DAWSON (4)	12	4	4	54	54	23	23	23	23	99	55	55	55
Phil DRYBURGH (6)	13	6	54	55	55	55	55	55	55	55	99	99	99
Olly ROSS (97)	14	97	55	4	4	38	4	9	9	9	9	9	9
Fiona KINDNESS (55)	15	55	6	38	38	4	38	4	4	4	38	38	38
Andrew BELL (65)	16	65	65	6	6	9	9	38	38	38	4	4	4
Barry FORBES (38)	17	38	38	65	9	6	6	6	6	6	6	6	6
Ross TAYLOR (94)	18	94	97	9	65	65	65	65	65	65	65	65	65
Michael KELLY (92)	19	92	94	97	97	97	97	97	97	97	97	97	97
Andrew MORRISON (54)	20	54	92	94	94	94	94	94	94	94	94	94	94
David SMAIL (93)	21	93	9	92	92	92	92	92	92	92	92	92	92
Martin McGEOUGH (9)	22	9	93	93	93	93	93	93	93	93	93	93	93
-	23												

SMRC May Raceday

Scottish Saloon & Sportscar Championship

Knockhill 1.267 miles

Race 11 - 2nd Race

03/05/2015 15:30

Race (12 Laps) started at 15:45:35

POLE POSITION

2
79 Paul BRYDON

4
56 Adam KINDNESS

6
50 Alister ROBERTSON

8
59 Gary WAIT

10
35 Andrew MACKIE

12
55 Fiona KINDNESS

14
9 Martin McGEOUGH

16
4 Mark DAWSON

18
65 Andrew BELL

20
94 Ross TAYLOR

1
88 Ian DONALDSON

3
36 Matt COLLINS

5
8 Finlay CROCKER

7
51 Roddie PATERSON

9
54 Andrew MORRISON

11
23 Brian MELDRUM

13
99 John WILSON

15
38 Barry FORBES

17
6 Phil DRYBURGH

19
97 Olly ROSS

1
2
3
4
5
6
7
8
9
10

Clerk of the Course :

Orbits

Sig : Time :

Chief Timekeeper : Ian Sharp (SMART Timing)

Results available at www.smart-timing.co.uk & www.mylaps.com

www.mylaps.com

Licensed to: SMART Timing

SMRC May Raceday


Scottish Saloon & Sportscar Championship

Knockhill 1.267 miles

Race 11 - 2nd Race

03/05/2015 15:30

Race (12 Laps) started at 15:45:35



22

93 David SMAIL

21

92 Michael KELLY

11

23

89 William ROBSON

12

Clerk of the Course :

Orbits

Sig : Time :

Chief Timekeeper : Ian Sharp (SMART Timing)

Results available at www.smart-timing.co.uk & www.mylaps.com

www.mylaps.com

Licensed to: SMART Timing

SMRC May Raceday

Sorted on Laps

Scottish Legends Championship

Knockhill 1.267 miles

Race 3 - Heat 1

03/05/2015 11:25

Race (8 Laps) started at 11:47:16

Pos	No.	Name	Make/Model	CC	Class Code	Laps	Total Tm	Diff	Best Tm	In Lap	Best Speed
1	1	John PATERSON	Ford Coupe	1250	L	8	9:27.496		1:09.504	8	65.620
2	6	David HUNTER	Ford Coupe	1250	L	8	9:41.016	13.520	1:11.029	6	64.211
3	4	David NEWALL	Ford Coupe	1250	LT	8	9:41.126	13.630	1:10.420	7	64.766
4	2	Steven McGILL	Ford Coupe	1250	L	8	9:41.363	13.867	1:11.308	8	63.960
5	26	Scott HYNDS	Ford Coupe	1250	L	8	9:43.047	15.551	1:10.738	8	64.475
6	38	Pino PALLAZZO	Ford Sedan	1250	LT	8	9:57.515	30.019	1:13.184	6	62.320
7	7	Alan FREELAND	Ford Coupe	1250	LT	8	10:00.667	33.171	1:12.794	5	62.654
8	68	Will NEAL	Ford Coupe	1250	L R	8	10:05.060	37.564	1:13.987	3	61.644
9	83	Grant SMITH	Chevy Sedan	1250	L R	8	10:09.882	42.386	1:14.377	6	61.321
10	17	Billy WAIT	Ford Coupe	1250	L	8	10:10.512	43.016	1:13.772	6	61.823
11	16	John BUSHBY	Chevy Sedan	1250	L	8	10:25.332	57.836	1:16.337	7	59.746
12	3	Ian McLEISH	Ford Coupe	1250	L R	8	10:25.771	58.275	1:15.844	6	60.134
13	5	Andrew DUNN	Ford Coupe	1250	LT R	8	10:26.488	58.992	1:16.000	8	60.011

Not classified

DNS	58	Mark CUMMING	Ford Coupe	1250	L R			DNS		0	-
-----	----	--------------	------------	------	-----	--	--	-----	--	---	---

Margin of Victory	Avg. Speed	Best Lap Tm	Best Speed	Best Lap by
13.520	64.294	1:09.504	65.620	1 - John PATERSON

Clerk of the Course :

Orbits

Sig : Time :

Chief Timekeeper : Ian Sharp (SMART Timing)

www.mylaps.com

Results available at www.smart-timing.co.uk & www.mylaps.com

Licensed to: SMART Timing

Printed: 04/05/2015 09:07:51

SMRC May Raceday

Scottish Legends Championship

Race 3 - Heat 1

Race (8 Laps) started at 11:47:16

Knockhill 1.267 miles

03/05/2015 11:25

Lap	Time of Day	Lap Tm	S1	S2	S3	S3Spd	SFSpd	Lap	Time of Day	Lap Tm	S1	S2	S3	S3Spd	SFSpd
(1) John PATERSON								(83) Grant SMITH							
1	11:48:31.095	1:14.578	26.704	27.182	20.692	94.252	81.938	3	11:51:06.665	1:13.987	24.562	28.516	20.909	92.562	80.755
2	11:49:42.765	1:11.670	23.417	27.743	20.510	94.518	82.442	4	11:52:20.821	1:14.156	24.732	28.545	20.879	92.818	81.839
3	11:50:53.296	1:10.531	23.421	26.543	20.567	95.053	81.938	5	11:53:35.497	1:14.676	24.559	29.002	21.115	92.947	80.176
4	11:52:04.239	1:11.943	23.376	27.084	20.483	95.595	81.146	6	11:54:51.266	1:15.769	25.750	28.735	21.284	91.055	79.795
5	11:53:14.410	1:10.171	23.233	26.740	20.198	95.188	80.368	7	11:56:06.194	1:14.928	24.575	29.202	21.151	92.054	79.606
6	11:54:23.932	1:09.522	22.984	26.369	20.169	95.323	80.272	8	11:57:21.064	1:14.870	25.008	28.464	21.398	92.308	78.857
7	11:55:33.996	1:10.064	23.314	26.690	20.060	95.188	80.368	(17) Billy WAIT							
8	11:56:43.500	1:09.504	22.819	26.586	20.099	95.459	80.755	1	11:48:39.666	1:21.861	29.267	29.700	22.894	81.441	76.607
(6) David HUNTER								2	11:49:57.177	1:17.511	25.567	29.856	22.088	88.299	78.397
1	11:48:37.425	1:19.144	28.294	29.225	21.625	93.726	83.157	3	11:51:14.822	1:17.645	25.741	30.362	21.542	88.416	77.047
2	11:49:48.773	1:11.348	23.249	27.608	20.491	93.076	83.363	4	11:52:28.785	1:13.963	24.676	28.183	21.104	89.239	78.950
3	11:51:00.041	1:11.268	23.158	27.273	20.837	93.595	80.081	5	11:53:43.217	1:14.432	24.676	28.258	21.498	89.002	77.224
4	11:52:11.200	1:11.159	23.158	27.516	20.485	93.726	82.645	6	11:54:56.989	1:13.772	24.165	28.380	21.227	88.884	76.607
5	11:53:23.079	1:11.879	23.607	27.930	20.342	92.818	80.950	7	11:56:11.146	1:14.157	24.601	28.056	21.500	90.686	75.657
6	11:54:34.108	1:11.029	23.772	26.995	20.262	93.465	78.765	8	11:57:26.516	1:15.370	24.654	28.909	21.807	88.299	73.342
7	11:55:45.596	1:11.488	23.492	27.729	20.267	92.435	79.890	(16) John BUSHBY							
8	11:56:57.020	1:11.424	23.333	27.691	20.400	91.928	78.950	1	11:48:38.104	1:21.424	28.480	30.104	22.840	87.494	81.146
(4) David NEWALL								2	11:49:57.026	1:18.922	26.515	30.302	22.105	86.368	80.465
1	11:48:36.416	1:18.298	27.753	29.707	20.838	92.690	80.658	3	11:51:15.619	1:18.593	25.647	30.718	22.228	84.306	80.368
2	11:49:48.984	1:12.568	23.993	27.865	20.710	91.677	83.054	4	11:52:32.758	1:17.139	25.745	29.324	22.070	89.716	78.214
3	11:51:00.060	1:11.076	23.248	27.133	20.695	95.053	80.755	5	11:53:50.753	1:17.995	25.676	30.451	21.868	89.239	79.323
4	11:52:11.244	1:11.184	23.438	27.384	20.362	94.120	83.157	6	11:55:07.973	1:17.220	25.431	29.880	21.909	87.608	77.491
5	11:53:23.880	1:12.636	23.973	28.106	20.557	93.726	82.039	7	11:56:24.310	1:16.337	25.166	29.309	21.862	89.836	76.000
6	11:54:35.294	1:11.414	23.335	27.809	20.270	90.932	81.639	8	11:57:41.336	1:17.026	25.887	29.361	21.778	89.836	77.135
7	11:55:45.714	1:10.420	22.944	27.658	19.818	93.076	82.951	(3) Ian McLEISH							
8	11:56:57.130	1:11.416	23.509	27.542	20.365	91.928	79.323	1	11:48:40.660	1:21.139	28.947	30.779	21.413	87.266	83.467
(2) Steven McGILL								2	11:50:04.376	1:23.716	25.853	29.528	28.335	89.002	79.511
1	11:48:34.160	1:16.983	27.834	28.243	20.906	92.308	81.441	3	11:51:20.606	1:16.230	25.116	29.638	21.476	87.608	79.606
2	11:49:46.555	1:12.395	24.139	27.663	20.593	93.335	82.240	4	11:52:36.473	1:15.867	24.808	29.985	21.074	89.477	80.755
3	11:50:58.719	1:12.164	23.771	27.604	20.789	92.435	80.755	5	11:53:52.828	1:16.355	24.748	29.824	21.783	90.564	80.561
4	11:52:10.355	1:11.636	23.614	27.401	20.621	93.465	81.739	6	11:55:08.672	1:15.844	24.527	29.662	21.655	89.477	80.950
5	11:53:21.995	1:11.640	23.574	27.376	20.690	94.120	80.272	7	11:56:25.676	1:17.004	24.831	30.556	21.617	88.416	79.230
6	11:54:33.988	1:11.993	23.656	27.724	20.613	91.552	80.658	8	11:57:41.775	1:16.099	24.876	29.600	21.623	90.077	80.755
7	11:55:46.059	1:12.071	23.890	27.715	20.466	93.726	82.951	(5) Andrew DUNN							
8	11:56:57.367	1:11.308	23.696	27.256	20.356	94.385	79.985	1	11:48:42.750	1:22.363	30.006	30.681	21.676	88.649	81.146
(26) Scott HYNDS								2	11:50:00.415	1:17.665	26.090	29.866	21.709	92.308	79.985
1	11:48:35.572	1:17.734	27.611	29.368	20.755	93.076	81.938	3	11:51:17.784	1:17.369	25.936	30.230	21.203	91.303	80.658
2	11:49:47.721	1:12.149	23.609	27.557	20.983	95.053	85.379	4	11:52:34.634	1:16.850	25.692	30.065	21.093	92.181	80.658
3	11:50:58.957	1:11.236	23.322	27.256	20.658	94.919	83.885	5	11:53:52.294	1:17.660	25.703	30.402	21.555	90.932	79.606
4	11:52:10.943	1:11.986	23.646	27.500	20.840	93.988	83.675	6	11:55:10.200	1:17.906	25.392	30.928	21.586	90.442	79.511
5	11:53:23.381	1:12.438	24.062	28.032	20.344	95.053	84.306	7	11:56:26.492	1:16.292	25.549	29.684	21.059	90.686	79.417
6	11:54:36.636	1:13.255	23.689	28.168	21.398	85.925	78.580	8	11:57:42.492	1:16.000	25.462	29.475	21.063	91.677	80.465
7	11:55:48.313	1:11.677	23.782	27.256	20.639	95.323	82.442	(7) Alan FREELAND							
8	11:56:59.051	1:10.738	23.587	26.852	20.299	95.053	81.938	1	11:48:39.783	1:21.064	29.440	30.074	21.550	90.198	82.139
(38) Pino PALLAZZO								2	11:49:55.251	1:15.468	25.186	29.179	21.103	90.564	81.244
1	11:48:37.245	1:19.957	28.376	29.866	21.715	87.722	79.043	3	11:51:09.358	1:14.107	24.475	28.658	20.974	92.690	81.244
2	11:49:51.394	1:14.149	24.799	27.983	21.367	85.815	78.488	4	11:52:23.192	1:13.834	24.218	28.647	20.969	90.809	82.341
3	11:51:04.792	1:13.398	24.459	27.935	21.004	89.477	77.224	5	11:53:35.986	1:12.794	23.859	28.114	20.821	93.595	82.442
4	11:52:18.364	1:13.572	24.396	28.089	21.087	88.767	78.580	6	11:54:50.159	1:14.173	24.881	28.375	20.917	92.562	79.890
5	11:53:32.497	1:14.133	24.474	28.498	21.161	87.380	77.402	7	11:56:03.505	1:13.346	24.163	28.344	20.839	93.335	80.658
6	11:54:45.681	1:13.184	24.612	27.612	20.960	89.002	76.782	8	11:57:16.671	1:13.166	23.961	27.945	21.260	92.562	79.417
7	11:55:59.523	1:13.842	24.184	28.316	21.342	89.120	76.870	(68) Will NEAL							
8	11:57:13.519	1:13.996	24.687	28.251	21.058	89.002	76.000	1	11:48:38.193	1:19.609	28.777	29.554	21.278	86.590	80.368
(7) Alan FREELAND								2	11:49:52.678	1:14.485	25.475	28.141	20.869	91.928	81.839

Clerk of the Course :

Sig : Time :

Chief Timekeeper : Ian Sharp (SMART Timing)

Results available at www.smart-timing.co.uk & www.mylaps.com

Printed: 04/05/2015 09:08:07

Orbits

www.mylaps.com

Licensed to: SMART Timing


Scottish Legends Championship

Knockhill 1.267 miles

Race 3 - Heat 1

03/05/2015 11:25

Race (8 Laps) started at 11:47:16



Competitors	Laps								
	0	1	2	3	4	5	6	7	8
John PATERSON (1)	1	1	1	1	1	1	1	1	1
John BUSHBY (16)	2	16	2	2	2	2	2	6	6
Steven McGILL (2)	3	2	26	26	26	26	6	6	4
Pino PALLAZZO (38)	4	38	4	6	6	6	26	4	2
Billy WAIT (17)	5	17	38	4	4	4	4	26	26
Scott HYNDS (26)	6	26	6	38	38	38	38	38	38
David NEWALL (4)	7	4	16	68	68	68	68	7	7
David HUNTER (6)	8	6	68	7	7	7	7	68	68
Will NEAL (68)	9	68	17	16	83	83	83	83	83
Alan FREELAND (7)	10	7	7	17	17	17	17	17	17
Grant SMITH (83)	11	83	83	83	16	16	16	16	16
Ian McLEISH (3)	12	3	3	5	5	5	5	3	3
Andrew DUNN (5)	13	5	5	3	3	3	3	5	5
-	14								

SMRC May Raceday

Sorted on Laps

Scottish Classics Championship

Knockhill 1.267 miles

Race 4 - 1st Race

03/05/2015 11:45

Race (12 Laps) started at 12:05:38

Pos	No.	Name	Make/Model	CC	Class Code	Laps	Total Tm	Diff	Best Tm	In Lap	Best Speed
1	4	Stan BERNARD	Porsche 911	2994	CD	12	14:43.438		1:11.512	11	63.777
2	44	Willy TOYE	Triumph TR8	3900	CE	12	14:44.497	1.059	1:10.626	12	64.577
3	32	Alasdair COATES	Ford Mustang	4802	CE	12	15:03.293	19.855	1:13.669	10	61.910
4	22	Jim GRANT	Lotus Elan	1600	CB	12	15:20.045	36.607	1:13.880	5	61.733
5	7	Mike CONNON	Lotus 7 S4	1725	CG	12	15:20.911	37.473	1:13.937	4	61.685
6	63	John KINMOND	Triumph TR8	3900	CE	12	15:24.212	40.774	1:15.349	12	60.530
7	39	Harry SIMPSON	Ginetta G4	1650	CG	12	15:26.945	43.507	1:15.498	7	60.410
8	24	Ian BAINES	Morris Mini	1380	CH	12	15:28.322	44.884	1:15.225	9	60.629
9	74	Bruce WEIR	Datsun 260Z	3900	CD	12	15:29.675	46.237	1:14.098	10	61.551
10	47	Keiron BAILLIE	Lotus 7	1558	CG	12	15:39.039	55.601	1:15.329	12	60.546
11	57	Bruce MITCHELL	Lotus Europa TC	1800	CG	12	15:55.007	1:11.569	1:14.388	10	61.312
12	50	Matthew GORDON	TVR 3000M	3000	CD	11	14:56.076	1 Lap	1:13.926	8	61.695
13	54	Howard GORDON	MG Midget	1380	CA	11	15:39.179	1 Lap	1:20.843	6	56.416
14	11	Ian MORTON	MG Midget	1360	CA	11	16:04.252	1 Lap	1:22.719	6	55.137

Not classified

DNF	10	Andy WALKER	Triumph Sport	1300	CH	2	3:22.609	DNF	1:47.032	2	42.612
DNS	51	Alex MONTGOMERY	MGB GT V8	3946	CE			DNS		0	-
DNS	59	Blair NIMMO	Ford Capri	3000	CD			DNS		0	-
DNS	6	George LEITCH	Ford Fiesta	1400	CA			DNS		0	-

Margin of Victory	Avg. Speed	Best Lap Tm	Best Speed	Best Lap by
1.059	61.951	1:10.626	64.577	44 - Willy TOYE

Clerk of the Course :

Orbits

Sig : Time :

Chief Timekeeper : Ian Sharp (SMART Timing)

www.mylaps.com

Results available at www.smart-timing.co.uk & www.mylaps.com

Licensed to: SMART Timing

Printed: 04/05/2015 08:56:20

SMRC May Raceday

Scottish Classics Championship

Knockhill 1.267 miles

Race 4 - 1st Race

03/05/2015 11:45

Race (12 Laps) started at 12:05:38

Lap	Time of Day	Lap Tm	S1	S2	S3	S3Spd	SFSpd	Lap	Time of Day	Lap Tm	S1	S2	S3	S3Spd	SFSpd
7	12:15:04.256	1:14.511	24.265	28.978	21.268	92.181	81.244								
8	12:16:28.742	1:24.486	32.509	30.148	21.829	87.380	79.700								
9	12:17:46.144	1:17.402	26.365	29.224	21.813	85.054	86.146								
10	12:19:00.532	1:14.388	24.819	28.706	20.863	90.564	83.571								
11	12:20:17.457	1:16.925	25.177	29.581	22.167	88.183	82.645								
12	12:21:33.149	1:15.692	24.903	29.678	21.111	84.732	84.839								

(50) Matthew GORDON

1	12:07:09.060			31.258	22.307	83.675	76.694
2	12:08:27.516	1:18.456	26.781	29.929	21.746	85.487	85.487
3	12:09:46.728	1:19.212	26.398	30.477	22.337	85.054	77.491
4	12:11:04.987	1:18.259	26.863	30.084	21.312	87.266	86.257
5	12:12:20.339	1:15.352	24.986	29.856	20.510	88.183	85.925
6	12:13:36.994	1:16.655	25.443	29.761	21.451	86.479	80.176
7	12:14:52.085	1:15.091	25.433	29.079	20.579	89.358	87.040
8	12:16:06.011	1:13.926	24.279	29.314	20.333	89.716	86.479
9	12:17:22.284	1:16.273	25.910	29.608	20.755	88.299	82.849
10	12:18:37.687	1:15.403	25.301	29.180	20.922	89.596	82.039
11	12:20:34.218	1:56.531	1:02.947	32.194	21.390	85.815	76.259

(54) Howard GORDON

1	12:07:16.028			33.084	24.270	79.230	68.828
2	12:08:43.102	1:27.074	28.431	35.480	23.163	78.672	71.467
3	12:10:06.428	1:23.326	27.591	32.846	22.889	78.397	71.773
4	12:11:28.565	1:22.137	27.072	32.483	22.582	79.985	72.627
5	12:12:50.228	1:21.663	26.722	32.651	22.290	80.081	72.943
6	12:14:11.071	1:20.843	27.012	32.008	21.823	82.442	72.943
7	12:15:35.808	1:24.737	29.209	32.479	23.049	81.540	71.467
8	12:16:59.909	1:24.101	27.876	32.153	24.072	80.658	70.789
9	12:18:22.659	1:22.750	27.379	32.247	23.124	79.795	70.417
10	12:19:50.962	1:28.303	28.811	34.437	25.055	72.785	73.022
11	12:21:17.321	1:26.359	28.592	33.638	24.129	80.465	67.991

(11) Ian MORTON

1	12:07:11.382			32.644	24.731	74.070	72.081
2	12:08:35.355	1:23.973	28.518	31.365	24.090	79.043	72.470
3	12:10:00.112	1:24.757	28.614	32.219	23.924	80.561	73.182
4	12:11:23.171	1:23.059	27.688	31.497	23.874	79.795	73.022
5	12:12:46.528	1:23.357	27.921	31.272	24.164	81.343	72.081
6	12:14:09.247	1:22.719	27.838	31.509	23.372	80.465	72.314
7	12:15:59.419	1:50.172	46.263	37.365	26.544	55.691	65.535
8	12:17:27.183	1:27.764	30.190	33.463	24.111	77.402	73.989
9	12:18:52.237	1:25.054	28.594	32.410	24.050	76.607	72.943
10	12:20:17.799	1:25.562	29.373	31.999	24.190	80.658	71.773
11	12:21:42.394	1:24.595	28.599	32.422	23.574	81.244	72.470

(10) Andy WALKER

1	12:07:13.719			32.158	23.525	81.441	73.664
2	12:09:00.751	1:47.032	28.364	50.469	28.199	73.022	25.991

Clerk of the Course :

Orbits

Sig : Time :

Chief Timekeeper : Ian Sharp (SMART Timing)

Results available at www.smart-timing.co.uk & www.mylaps.com

www.mylaps.com

Licensed to: SMART Timing


Scottish Classics Championship

Knockhill 1.267 miles

Race 4 - 1st Race

03/05/2015 11:45

Race (12 Laps) started at 12:05:38



Competitors	Laps												
	1	2	3	4	5	6	7	8	9	10	11	12	
Stan BERNARD (4)	1	4	4	4	4	4	4	4	4	4	4	4	4
Jim GRANT (22)	2	22	32	32	32	44	44	44	44	44	44	44	44
Alasdair COATES (32)	3	32	22	22	44	32	32	32	32	32	32	32	32
Harry SIMPSON (39)	4	39	39	44	22	22	22	22	22	22	22	22	22
Willy TOYE (44)	5	44	44	39	39	39	39	39	7	7	7	7	7
John KINMOND (63)	6	63	63	63	63	63	63	63	39	39	39	63	63
Ian BAINES (24)	7	24	24	24	24	7	7	7	63	63	63	39	39
Keiron BAILLIE (47)	8	47	47	74	7	7	24	24	24	24	24	24	24
Bruce WEIR (74)	9	74	74	47	74	74	74	74	74	74	74	74	74
Mike CONNON (7)	10	7	7	7	47	47	47	50	50	50	50	47	47
Matthew GORDON (50)	11	50	50	50	50	50	47	47	47	47	57	57	57
Ian MORTON (11)	12	11	11	11	57	57	57	57	57	57	57	50	50
Andy WALKER (10)	13	10	57	57	11	11	11	54	54	54	54	54	54
Howard GORDON (54)	14	54	54	54	54	54	54	11	11	11	11	11	11
Bruce MITCHELL (57)	15	57	10										
-	16												
-	17												
-	18												

SMRC May Raceday

Scottish Classics Championship

Knockhill 1.267 miles

Race 12 - 2nd Race

03/05/2015 15:55

Race (14 Laps) started at 16:09:03

POLE POSITION

2
44 Willy TOYE

4
22 Jim GRANT

6
63 John KINMOND

8
24 Ian BAINES

10
47 Keiron BAILLIE

12
50 Matthew GORDON

14
11 Ian MORTON

16
51 Alex MONTGOMERY

18
6 George LEITCH

1
4 Stan BERNARD

3
32 Alasdair COATES

5
7 Mike CONNOR

7
39 Harry SIMPSON

9
74 Bruce WEIR

11
57 Bruce MITCHELL

13
54 Howard GORDON

15
10 Andy WALKER

17
59 Blair NIMMO

1

2

3

4

5

6

7

8

9

Clerk of the Course :

Orbits

Sig : Time :

Chief Timekeeper : Ian Sharp (SMART Timing)

Results available at www.smart-timing.co.uk & www.mylaps.com

www.mylaps.com

Licensed to: SMART Timing

Printed: 04/05/2015 08:57:26

SMRC May Raceday

Sorted on Laps

Scottish Fiesta Championship

Knockhill 1.267 miles

Race 5 - 1st Race

03/05/2015 12:10

Race (14 Laps) started at 12:29:00

Pos	No.	Name	Make/Model	CC	Class Code	Laps	Total Tm	Diff	Best Tm	In Lap	Best Speed
1	31	George ORR	Ford Fiesta ST	2000	ST	14	18:19.621		1:11.886	13	63.445
2	1	Wayne MacAULEY	Ford Fiesta ST	2000	ST	14	18:22.602	2.981	1:11.906	5	63.428
3	14	John BALFOUR	Ford Fiesta XR2	2000	ST	14	18:25.388	5.767	1:12.111	7	63.247
4	7	Kevin WHYTE	Ford Fiesta ST	2000	ST	14	18:27.346	7.725	1:12.138	6	63.224
5	37	Russell MORGAN	Ford Fiesta ST	2000	ST	14	18:39.168	19.547	1:14.094	7	61.555
6	50	Jim DEANS	Ford Fiesta XR2	1600	XR	14	18:42.311	22.690	1:14.592	7	61.144
7	24	Steven GRAY	Ford Fiesta XR2	1600	XR	14	18:44.896	25.275	1:15.377	14	60.507
8	55	Stephen WARD	Ford Fiesta ST	2000	ST	14	18:48.822	29.201	1:14.977	7	60.830
9	17	Gary WEBSTER	Ford Fiesta XR2	1600	XRN	14	19:01.553	41.932	1:17.185	14	59.090
10	22	Gavin BUTTERWORTH	Ford Fiesta XR2	1600	XRN	14	19:07.244	47.623	1:16.815	4	59.374
11	19	Josh ORR	Ford Fiesta XR2	1600	XRN	14	19:29.239	1:09.618	1:16.383	7	59.710
12	28	David TAYLOR	Ford Fiesta XR2	1600	XRN	13	18:58.686	1 Lap	1:20.349	6	56.763
13	81	Graeme CUTHBERT	Ford Fiesta XR2	1600	XRN	13	19:00.228	1 Lap	1:21.765	13	55.780
Not classified											
DNF	25	Andrew CHRISTIE	Ford Fiesta ST	2000	ST	8	13:50.143	DNF	1:11.699	7	63.611
DNS	51	Chris MILFORD	Ford Fiesta ST	2000	ST			DNS		0	-

Announcements

Race distance increased to 14 Laps - 2 Laps completed behind the Safety Car.

Margin of Victory	Avg. Speed	Best Lap Tm	Best Speed	Best Lap by
2.981	58.067	1:11.699	63.611	25 - Andrew CHRISTIE

Clerk of the Course :

Orbits

Sig : Time :

Chief Timekeeper : Ian Sharp (SMART Timing)

www.mylaps.com

Results available at www.smart-timing.co.uk & www.mylaps.com

Licensed to: SMART Timing

Printed: 04/05/2015 09:00:29

SMRC May Raceday

Scottish Fiesta Championship

Knockhill 1.267 miles

Race 5 - 1st Race

03/05/2015 12:10

Race (14 Laps) started at 12:29:00

Lap	Time of Day	Lap Tm	S1	S2	S3	S3Spd	SFSpd
3	12:33:13.369	1:18.488	25.665	29.681	23.142	79.795	68.899
4	12:34:30.184	1:16.815	25.598	28.902	22.315	80.081	69.758
5	12:35:47.709	1:17.525	25.669	29.068	22.788	80.176	68.970
6	12:37:04.807	1:17.098	25.480	29.240	22.378	80.368	70.270
7	12:38:22.574	1:17.767	25.422	29.121	23.224	79.700	65.343
8	12:39:42.673	1:20.099	25.994	29.350	24.755	79.323	38.435
9	12:41:15.868	1:33.195	38.190	30.326	24.679	75.572	62.542
10	12:42:49.853	1:33.985	30.238	34.988	28.759	60.132	61.965
11	12:44:11.421	1:21.568	27.980	30.201	23.387	79.043	69.326
12	12:45:29.712	1:18.291	25.957	29.603	22.731	81.244	68.758
13	12:46:47.745	1:18.033	25.801	29.249	22.983	80.081	68.899
14	12:48:07.965	1:20.220	26.511	30.234	23.475	79.795	67.649

(19) Josh ORR

1	12:30:25.090			29.960	23.339	78.397	68.547
2	12:32:01.030	1:35.940	28.172	41.908	25.860	47.527	54.338
3	12:33:21.833	1:20.803	28.033	30.065	22.705	79.230	66.051
4	12:34:41.425	1:19.592	26.740	30.674	22.178	78.857	68.130
5	12:35:58.509	1:17.084	25.846	29.164	22.074	79.417	67.991
6	12:37:15.337	1:16.828	25.269	29.068	22.491	79.606	68.060
7	12:38:31.720	1:16.383	25.313	28.902	22.168	79.417	67.649
8	12:39:49.519	1:17.799	26.122	28.745	22.932	79.606	63.973
9	12:41:16.632	1:27.113	32.036	30.449	24.628	74.152	61.062
10	12:42:50.724	1:34.092	30.238	34.800	29.054	54.961	60.349
11	12:44:32.198	1:41.474	27.829	42.916	30.729	50.381	43.804
12	12:45:54.027	1:21.829	29.004	30.563	22.262	79.323	66.840
13	12:47:11.467	1:17.440	25.897	28.972	22.571	80.081	67.513
14	12:48:29.960	1:18.493	26.175	29.668	22.650	78.580	67.785

(28) David TAYLOR

1	12:30:31.461			31.083	23.594	75.657	67.377
2	12:31:55.687	1:24.226	27.411	32.038	24.777	70.270	65.856
3	12:33:17.241	1:21.554	27.642	30.241	23.671	74.730	66.181
4	12:34:38.288	1:21.047	27.219	30.491	23.337	77.671	66.246
5	12:35:59.871	1:21.583	27.459	30.809	23.315	72.236	66.840
6	12:37:20.220	1:20.349	26.924	30.172	23.253	74.070	65.856
7	12:38:43.849	1:23.629	27.806	31.177	24.646	71.927	66.377
8	12:40:15.478	1:31.629	30.371	33.185	28.073	66.181	58.001
9	12:42:06.065	1:50.587	30.590	42.573	37.424	37.407	45.933
10	12:43:49.327	1:43.262	35.933	41.327	26.002	58.970	62.426
11	12:45:11.578	1:22.251	26.902	30.937	24.412	72.236	64.901
12	12:46:37.886	1:26.308	31.284	31.314	23.710	73.422	65.856
13	12:47:59.407	1:21.521	26.154	30.810	24.557	73.182	67.175

(81) Graeme CUTHBERT

1	12:30:33.527			31.778	24.232	76.432	68.130
2	12:31:56.928	1:23.401	27.546	30.888	24.967	71.013	63.609
3	12:33:20.927	1:23.999	28.209	32.535	23.255	74.981	66.312
4	12:34:44.047	1:23.120	27.510	32.177	23.433	76.259	65.856
5	12:36:06.446	1:22.399	27.404	31.220	23.775	77.402	64.527
6	12:37:29.733	1:23.287	27.426	31.328	24.533	75.657	60.731
7	12:38:56.846	1:27.113	29.874	31.990	25.249	72.314	66.840
8	12:40:20.322	1:23.476	27.383	30.980	25.113	73.422	62.600
9	12:42:09.428	1:49.106	30.056	40.747	38.303	34.503	45.251
10	12:43:53.333	1:43.905	34.376	42.550	26.979	51.345	66.116
11	12:45:17.412	1:24.079	28.193	31.781	24.105	74.234	65.407
12	12:46:39.184	1:21.772	27.228	31.251	23.293	75.487	67.513
13	12:48:00.949	1:21.765	26.686	30.713	24.366	76.870	63.549

(25) Andrew CHRISTIE

1	12:30:21.047			30.095	20.740	83.157	76.432
2	12:31:35.241	1:14.194	24.147	28.734	21.313	83.780	76.000
3	12:32:48.572	1:13.331	24.050	28.003	21.278	83.467	74.399
4	12:34:01.412	1:12.840	24.015	27.890	20.935	86.927	74.981
5	12:35:14.379	1:12.967	24.162	28.011	20.794	85.596	74.813
6	12:36:27.153	1:12.774	23.914	28.100	20.760	84.518	75.317
7	12:37:38.852	1:11.699	23.411	27.505	20.783	85.270	75.064
8	12:42:50.864	5:12.012	4:03.475	37.927	30.610	51.227	32.545

Clerk of the Course :

Orbits

Sig : Time :

Chief Timekeeper : Ian Sharp (SMART Timing)

Results available at www.smart-timing.co.uk & www.mylaps.com

www.mylaps.com

Licensed to: SMART Timing


Scottish Fiesta Championship

Knockhill 1.267 miles

Race 5 - 1st Race

03/05/2015 12:10

Race (14 Laps) started at 12:29:00



Competitors	Laps													
	1	2	3	4	5	6	7	8	9	10	11	12	13	14
George ORR (31)	1	31	31	31	31	31	31	31	31	31	31	31	31	31
Wayne MacAULEY (1)	2	1	1	1	1	1	1	1	1	1	1	1	1	1
John BALFOUR (14)	3	14	14	14	14	14	14	14	14	14	14	14	14	14
Andrew CHRISTIE (25)	4	25	25	25	25	25	25	7	7	7	7	7	7	7
Kevin WHYTE (7)	5	7	7	7	7	7	7	37	37	37	37	37	37	37
Steven GRAY (24)	6	24	24	24	37	37	37	37	50	50	50	50	50	50
Jim DEANS (50)	7	50	37	37	24	24	50	50	24	24	24	24	24	24
Josh ORR (19)	8	19	50	50	50	24	24	55	55	55	55	55	55	55
Russell MORGAN (37)	9	37	55	55	55	55	55	17	17	17	17	17	17	17
Stephen WARD (55)	10	55	17	17	17	17	17	22	22	22	22	22	22	22
Gary WEBSTER (17)	11	17	22	22	22	22	22	19	19	19	19	19	19	19
David TAYLOR (28)	12	28	28	28	28	19	19	19	28	28	28	28	28	28
Gavin BUTTERWORTH (22)	13	22	81	81	19	28	28	28	81	81	81	81	81	81
Graeme CUTHBERT (81)	14	81	19	19	81	81	81	81	25					
-	15													

SMRC May Raceday

Scottish Fiesta Championship

Knockhill 1.267 miles

Race 131- 2nd Race

03/05/2015 16:20

Race (15 Laps) started at 16:34:54

POLE POSITION

2
1 Wayne MacAULEY

4
7 Kevin WHYTE

6
50 Jim DEANS

8
55 Stephen WARD

10
22 Gavin BUTTERWORTH

12
28 David TAYLOR

14
25 Andrew CHRISTIE

1
31 George ORR

3
14 John BALFOUR

5
37 Russell MORGAN

7
24 Steven GRAY

9
17 Gary WEBSTER

11
19 Josh ORR

13
81 Graeme CUTHBERT

15
51 Chris MILFORD

1

2

3

4

5

6

7

8

Clerk of the Course :

Orbits

Sig : Time :

Chief Timekeeper : Ian Sharp (SMART Timing)

Results available at www.smart-timing.co.uk & www.mylaps.com

www.mylaps.com

Licensed to: SMART Timing

Printed: 04/05/2015 09:01:39

SMRC May Raceday

Sorted on Laps

Scottish BMW Compact Cup

Knockhill 1.267 miles

Race 6 - 1st Race (Groups A & B)

03/05/2015 12:35

Race (15 Laps) started at 12:57:05

Pos	No.	Name	Make/Model	CC	Class Code	Laps	Total Tm	Diff	Best Tm	In Lap	Best Speed
1	2	Steven DAILLY	BMW Compact	1900	BMWCC	15	22:11.366		1:12.488	12	62.919
2	85	Gary CLARK	BMW Compact	1900	BMWCCN	15	22:16.455	5.089	1:12.796	12	62.652
3	87	Andrew WINCHESTER	BMW Compact	1900	BMWCC	15	22:19.239	7.873	1:12.418	13	62.979
4	97	Greig SUTHERLAND	BMW Compact	1900	BMWCCN	15	22:29.310	17.944	1:13.489	5	62.062
5	6	Phil DRYBURGH	BMW Compact	1900	BMWCC	15	22:30.022	18.656	1:13.845	14	61.762
6	91	Neil MacINNES	BMW Compact	1900	BMWCCN	15	22:32.754	21.388	1:13.962	14	61.665
7	75	Michael COURTS	BMW Compact	1900	BMWCCN	15	22:40.574	29.208	1:14.581	13	61.153
8	59	Brogan KINSELLA	BMW Compact	1900	BMWCCN	15	22:42.585	31.219	1:15.192	5	60.656
9	23	David McNAUGHTON	BMW Compact	1900	BMWCC	15	22:43.304	31.938	1:15.569	13	60.353
10	63	Graham ROBERTSON	BMW Compact	1900	BMWCCN	15	22:45.207	33.841	1:15.870	15	60.114
11	83	David NOBLE	BMW Compact	1900	BMWCCN	15	22:46.084	34.718	1:16.117	15	59.919
12	18	Graham KELLY	BMW Compact	1900	BMWCCN	15	22:46.550	35.184	1:15.919	15	60.075
13	8	Derek KINGHORN	BMW Compact	1900	BMWCCN	15	22:53.025	41.659	1:16.411	13	59.688
14	40	Steven GOLDIE	BMW Compact	1900	BMWCCN	15	22:56.359	44.993	1:16.104	15	59.929
15	68	Donald MacCOLL	BMW Compact	1900	BMWCCN	15	22:59.585	48.219	1:15.942	12	60.057
16	78	James LESLIE	BMW Compact	1900	BMWCCN	15	23:00.929	49.563	1:16.671	11	59.486
17	16	Ivor MAIRS	BMW Compact	1900	BMWCC	15	23:11.873	1:00.50	1:17.365	13	58.952
18	14	Lee ELRICK	BMW Compact	1900	BMWCCN	15	23:23.973	1:12.60	1:14.332	14	61.358

Not classified

DNF	77	Ashleigh MORRIS	BMW Compact	1900	BMWCC	10	16:47.525	DNF	1:19.141	4	57.629
DNF	69	Stephen RUSSELL	BMW Compact	1900	BMWCC	4	6:38.321	DNF	1:17.042	4	59.199
DNF	92	Carol BROWN	BMW Compact	1900	BMWCC	4	6:38.966	DNF	1:17.037	4	59.203
DNF	17	Duncan GRANT	BMW Compact	1900	BMWCCN	1	1:47.209	DNF		0	-
DNF	45	Calum KING	BMW Compact	1900	BMWCCN			DNF		0	-

Announcements

Race distance increased to 15 Laps - 3 laps completed behind the Safety Car.

Margin of Victory	Avg. Speed	Best Lap Tm	Best Speed	Best Lap by
5.089	51.385	1:12.418	62.979	87 - Andrew WINCHESTER

Clerk of the Course :

Orbits

Sig : Time :

Chief Timekeeper : Ian Sharp (SMART Timing)

www.mylaps.com

Results available at www.smart-timing.co.uk & www.mylaps.com

Licensed to: SMART Timing

Printed: 04/05/2015 08:52:55

SMRC May Raceday

Scottish BMW Compact Cup

Knockhill 1.267 miles

Race 6 - 1st Race (Groups A & B)

03/05/2015 12:35

Race (15 Laps) started at 12:57:05

Lap	Time of Day	Lap Tm	S1	S2	S3	S3Spd	SFSpd	Lap	Time of Day	Lap Tm	S1	S2	S3	S3Spd	SFSpd
6	13:06:48.123	1:39.297	27.608	38.745	32.944	43.184	42.339								
7	13:08:50.134	2:02.011	43.073	48.329	30.609	39.756	42.100								
8	13:10:53.360	2:03.226	40.375	54.237	28.614	46.538	71.239								
9	13:12:09.027	1:15.667	25.133	28.318	22.216	83.363	73.907								
10	13:14:15.762	2:06.735	25.869	1:18.612	22.254	81.343	73.745								
11	13:15:30.189	1:14.427	23.963	28.338	22.126	84.200	73.826								
12	13:16:45.156	1:14.967	24.287	28.516	22.164	83.467	73.989								
13	13:17:59.807	1:14.651	24.132	28.347	22.172	84.306	74.813								
14	13:19:14.139	1:14.332	23.935	28.508	21.889	83.363	73.502								
15	13:20:29.515	1:15.376	24.256	28.995	22.125	82.240	73.583								

(77) Ashleigh MORRIS

1	12:58:40.418		34.031	32.967	23.079	80.368	67.649
2	13:00:55.722	2:15.304	52.668	47.981	34.655	36.235	42.826
3	13:02:41.543	1:45.821	36.635	43.408	25.778	49.163	73.262
4	13:04:00.684	1:19.141	26.173	30.383	22.585	81.639	72.470
5	13:05:20.206	1:19.522	26.194	30.770	22.558	81.048	71.696
6	13:06:56.524	1:36.318	28.692	33.999	33.627	51.463	48.664
7	13:08:58.204	2:01.680	42.106	47.390	32.184	39.107	47.797
8	13:11:02.572	2:04.368	39.235	55.939	29.194	36.511	70.640
9	13:12:22.754	1:20.182	26.504	31.004	22.674	79.417	72.159
10	13:13:53.067	1:30.313	24.678	32.994	32.641	57.308	21.655

(69) Stephen RUSSELL

1	12:58:30.996			29.883	23.811	80.561	44.709
2	13:00:38.367	2:07.371	42.364	49.507	35.500	42.446	39.803
3	13:02:26.821	1:48.454	35.907	48.055	24.492	51.071	72.864
4	13:03:43.863	1:17.042	25.656	29.092	22.294	82.139	73.022

(92) Carol BROWN

1	12:58:31.315			29.410	24.005	82.139	41.630
2	13:00:39.091	2:07.776	43.022	49.203	35.551	39.969	39.039
3	13:02:27.471	1:48.380	35.995	48.053	24.332	51.149	73.502
4	13:03:44.508	1:17.037	25.502	28.940	22.595	83.260	72.864

(17) Duncan GRANT

1	12:58:52.751		38.277	35.729	29.658	61.567	34.485
---	--------------	--	---------------	---------------	---------------	---------------	---------------

Clerk of the Course :

Orbits

Sig : Time :

Chief Timekeeper : Ian Sharp (SMART Timing)

Results available at www.smart-timing.co.uk & www.mylaps.com

www.mylaps.com

Licensed to: SMART Timing


Scottish BMW Compact Cup

Knockhill 1.267 miles

Race 6 - 1st Race (Groups A & B)

03/05/2015 12:35

Race (15 Laps) started at 12:57:05



Competitors	Laps														
	1	2	3	4	5	6	7	8	9	10	11	12	13	14	15
Steven DAILLY (2)	1	2	2	2	2	2	2	2	2	2	2	2	2	2	2
Phil DRYBURGH (6)	2	6	6	6	6	85	85	85	85	85	85	85	85	85	85
Gary CLARK (85)	3	85	85	85	85	97	97	97	97	97	87	87	87	87	87
Greig SUTHERLAND (97)	4	97	97	97	97	6	6	6	6	6	6	6	6	6	97
Brogan KINSELLA (59)	5	59	59	59	59	59	59	59	59	87	97	97	97	97	6
Stephen RUSSELL (69)	6	69	69	69	69	87	87	87	87	59	59	75	91	91	91
Carol BROWN (92)	7	92	92	92	92	23	23	23	23	23	75	91	75	75	75
David McNAUGHTON (23)	8	23	23	23	23	91	91	91	91	75	91	59	59	59	59
Neil MacINNES (91)	9	91	91	91	91	75	75	75	75	91	23	23	23	23	23
Graham ROBERTSON (63)	10	63	75	75	87	63	63	63	63	63	63	63	63	63	63
Michael COURTS (75)	11	75	63	63	75	83	83	83	83	14	83	83	83	83	83
Andrew WINCHESTER (87)	12	87	87	87	63	14	14	14	14	83	68	18	18	18	18
David NOBLE (83)	13	83	83	83	83	68	68	68	68	68	18	68	68	68	8
Lee ELRICK (14)	14	14	14	14	14	18	18	18	18	18	8	8	8	8	40
Donald MacCOLL (68)	15	68	68	68	68	8	8	8	8	8	40	40	40	40	68
Graham KELLY (18)	16	18	18	18	18	40	40	40	40	40	78	78	78	78	78
Derek KINGHORN (8)	17	8	8	8	8	77	77	77	77	77	16	16	16	16	16
Ivor MAIRS (16)	18	16	16	16	77	16	16	16	16	78	77	14	14	14	14
Steven GOLDIE (40)	19	40	40	40	40	78	78	78	78	16	14				
Ashleigh MORRIS (77)	20	77	77	77	16										
James LESLIE (78)	21	78	78	78	78										
Duncan GRANT (17)	22	17													
-	23														

SMRC May Raceday

Sorted on Laps

Scottish Formula Ford 1600 Championship

Knockhill 1.267 miles

Race 7 - 1st Race

03/05/2015 14:00

Race (14 Laps) started at 14:06:10

Pos	No.	Name	Make/Model	CC	Class Code	Laps	Total Tm	Diff	Best Tm	In Lap	Best Speed
1	78	Adam MacKAY	Ray GR14	1600	FF16A	14	16:03.627		1:05.231	9	69.918
2	33	Jordan GRONKOWSKI	Van Diemen RF90	1600	FF16A	14	16:19.233	15.606	1:06.050	13	69.051
3	25	Neil MacLENNAN	Ray GR09	1600	FF16A-N	14	16:23.829	20.202	1:06.448	10	68.638
4	3	Neil BROOME	Swift SC93C	1600	FF16B	14	16:40.641	37.014	1:07.799	14	67.270
5	92	Matthew CHISHOLM	Van Diemen RF92	1600	FF16B	14	16:42.948	39.321	1:07.337	14	67.732
6	50	Jamie THORBURN	Ray GR15	1600	FF16A-N	14	16:44.654	41.027	1:08.367	12	66.711
7	6	Sebastian MELROSE	Ray GR14	1600	FF16A-N	14	16:47.255	43.628	1:07.463	14	67.605
8	79	Phil HOOKER	Ray GR14	1600	FF16A-N	14	17:11.152	1:07.525	1:10.428	9	64.759
9	41	Colin TURNER	Van Diemen RF93	1600	FF16B	14	18:23.629	2:20.002	1:09.808	7	65.334
10	99	Stephen BARLOW	Ray 98	1600	FF16A-N	13	16:08.967	1 Lap	1:10.271	11	64.904
11	22	Fergus MCINTYRE	Ray GR05	1600	FF16A-N	13	16:23.580	1 Lap	1:10.913	8	64.316
12	16	Ivor MAIRS	Mondiale	1600	FF16B	12	16:11.430	2 Laps	1:16.665	5	59.491

Not classified

DNS	70	David THORBURN	Ray GR15	1600	FF16A			DNS		0	-
-----	----	----------------	----------	------	-------	--	--	-----	--	---	---

Announcements

Race distance increased to 14 Laps - Race started with 2 Laps behind the Safety Car.
Car No.6 - No working transponder.

Margin of Victory	Avg. Speed	Best Lap Tm	Best Speed	Best Lap by
15.606	66.262	1:05.231	69.918	78 - Adam MacKAY

Clerk of the Course :

Orbits

Sig : Time :

Chief Timekeeper : Ian Sharp (SMART Timing)

www.mylaps.com

Results available at www.smart-timing.co.uk & www.mylaps.com

Licensed to: SMART Timing

Printed: 04/05/2015 09:05:31

SMRC May Raceday

Scottish Formula Ford 1600 Championship

Knockhill 1.267 miles

Race 7 - 1st Race

03/05/2015 14:00

Race (14 Laps) started at 14:06:10

Lap	Time of Day	Lap Tm	S1	S2	S3	S3Spd	SFSpd	Lap	Time of Day	Lap Tm	S1	S2	S3	S3Spd	SFSpd
3	14:10:25.206	1:12.306	24.366	27.742	20.198	94.518	83.780								
4	14:11:37.123	1:11.917	23.955	27.829	20.133	95.188	83.571								
5	14:12:49.612	1:12.489	24.113	27.920	20.456	92.947	83.260								
6	14:14:01.327	1:11.715	23.581	28.070	20.064	94.651	83.363								
7	14:15:12.638	1:11.311	23.473	27.936	19.902	94.651	83.571								
8	14:16:24.473	1:11.835	24.069	27.556	20.210	94.651	82.645								
9	14:17:35.351	1:10.878	23.356	27.185	20.337	94.785	83.363								
10	14:18:46.308	1:10.957	23.583	27.391	19.983	93.335	83.157								
11	14:19:56.579	1:10.271	23.507	27.097	19.667	94.518	82.951								
12	14:21:08.181	1:11.602	23.328	27.409	20.865	94.120	82.442								
13	14:22:19.482	1:11.301	23.480	27.458	20.363	94.651	82.747								

(22) Fergus MCINTYRE

1	14:07:44.199			30.427	23.494	81.739	80.176								
2	14:09:12.307	1:28.108	28.013	32.096	27.999	55.691	82.341								
3	14:10:30.314	1:18.007	26.060	29.199	22.748	84.200	82.951								
4	14:11:45.826	1:15.512	25.051	29.486	20.975	91.677	82.543								
5	14:12:59.847	1:14.021	24.909	27.909	21.203	93.988	81.839								
6	14:14:12.590	1:12.743	23.990	28.369	20.384	95.188	83.989								
7	14:15:23.555	1:10.965	23.215	27.552	20.198	95.731	83.260								
8	14:16:34.468	1:10.913	23.295	27.586	20.032	96.697	83.675								
9	14:17:46.369	1:11.901	23.596	28.187	20.118	92.562	83.363								
10	14:18:57.780	1:11.411	23.469	27.518	20.424	96.143	83.260								
11	14:20:09.892	1:12.112	24.209	27.782	20.121	96.005	83.989								
12	14:21:20.856	1:10.964	23.300	27.334	20.330	96.143	82.951								
13	14:22:34.095	1:13.239	23.579	29.155	20.505	95.323	81.639								

(16) Ivor MAIRS

1	14:07:50.556			31.227	24.770	79.136	61.230								
2	14:09:14.439	1:23.883	27.934	30.936	25.013	69.542	69.398								
3	14:10:31.166	1:16.727	25.475	28.810	22.442	83.780	68.828								
4	14:11:49.021	1:17.855	25.295	29.989	22.571	79.323	68.060								
5	14:13:05.686	1:16.665	25.810	28.859	21.996	84.732	70.123								
6	14:14:22.506	1:16.820	25.335	29.080	22.405	85.379	71.089								
7	14:15:41.058	1:18.552	25.841	29.675	23.036	81.244	65.727								
8	14:17:01.851	1:20.793	27.137	29.583	24.073	79.606	72.392								
9	14:18:22.039	1:20.188	26.667	29.501	24.020	81.938	69.112								
10	14:19:41.486	1:19.447	26.513	29.465	23.469	84.839	67.923								
11	14:21:02.182	1:20.696	26.156	29.691	24.849	79.230	67.377								
12	14:22:21.945	1:19.763	25.634	29.698	24.431	83.157	66.377								

Clerk of the Course :

Orbits

Sig : Time :

Chief Timekeeper : Ian Sharp (SMART Timing)

Results available at www.smart-timing.co.uk & www.mylaps.com

www.mylaps.com

Licensed to: SMART Timing


Scottish Formula Ford 1600 Championship

Knockhill 1.267 miles

Race 7 - 1st Race

03/05/2015 14:00

Race (14 Laps) started at 14:06:10



Competitors	Laps													
	1	2	3	4	5	6	7	8	9	10	11	12	13	14
Adam MacKAY (78)	1	78	78	78	78	78	78	78	78	78	78	78	78	78
Jordan GRONKOWSKI (33)	2	33	33	33	33	33	33	33	33	33	33	33	33	33
Neil MacLENNAN (25)	3	25	25	25	25	25	25	25	25	25	25	25	25	25
Neil BROOME (3)	4	3	3	50	50	50	50	50	50	50	3	3	3	3
Jamie THORBURN (50)	5	50	50	3	3	3	3	3	3	3	50	50	50	92
Matthew CHISHOLM (92)	6	92	92	6	6	6	6	6	6	6	6	6	92	50
Sebastian MELROSE (6)	7	6	6	92	92	92	92	92	92	92	92	92	6	6
Phil HOOKER (79)	8	79	79	79	79	79	79	79	79	79	79	79	79	79
Colin TURNER (41)	9	41	41	41	41	41	41	41	41	41	41	41	41	41
Fergus MCINTYRE (22)	10	22	22	99	99	99	99	99	99	99	99	99	99	99
Stephen BARLOW (99)	11	99	99	22	22	22	22	22	22	22	22	22	22	22
Ivor MAIRS (16)	12	16	16	16	16	16	16	16	16	16	16	16	16	16
-	13													

SMRC May Raceday

Scottish Formula Ford 1600 Championship

Knockhill 1.267 miles

Race 14 - 2nd Race

03/05/2015 16:45

Race (12 Laps)

POLE POSITION

2
33 Jordan GRONKOWSKI

4
3 Neil BROOME

6
50 Jamie THORBURN

8
79 Phil HOOKER

10
99 Stephen BARLOW

12
16 Ivor MAIRS

1
78 Adam MacKAY

3
25 Neil MacLENNAN

5
92 Matthew CHISHOLM

7
6 Sebastian MELROSE

9
41 Colin TURNER

11
22 Fergus MCINTYRE

13
70 David THORBURN

1

2

3

4

5

6

7

Clerk of the Course :

Orbits

Sig : Time :

Chief Timekeeper : Ian Sharp (SMART Timing)

Results available at www.smart-timing.co.uk & www.mylaps.com

www.mylaps.com

Licensed to: SMART Timing

Printed: 04/05/2015 09:07:04

SMRC May Raceday

Sorted on Laps

Celtic Speed Mini Cooper Cup

Knockhill 1.267 miles

Race 8 - 2nd Race - AMENDED RESULT

03/05/2015 14:25

Race (9 Laps) started at 14:30:19

Pos	No.	Name	Make/Model	CC	Class Code	Laps	Total Tm	Diff	Best Tm	In Lap	Best Speed
1	3	Joe TANNER	Mini Cooper	1600	SM	9	10:36.392		1:09.524	4	65.601
2	1	Kenneth THIRLWALL	Mini Cooper	1600	SM	9	10:36.670	0.278	1:09.625	4	65.506
3	70	Oliver MORTIMER	Mini Cooper	1600	SM	9	10:41.883	5.491	1:10.128	9	65.036
4	23	Ian MUNRO	Mini Cooper	1600	SM	9	10:43.970	7.578	1:10.292	8	64.884
5	27	Lewis CARTER	Mini Cooper	1600	SM	9	10:45.507	9.115	1:10.477	4	64.714
6	89	Shane STONEY	Mini Cooper	1600	SM	9	10:48.189	11.797	1:10.618	9	64.585
7	29	Chris REID	Mini Cooper	1600	SM	9	10:50.248	13.856	1:10.551	5	64.646
8	20	Kyle REID	Mini Cooper	1600	SM	9	10:52.832	16.440	1:11.025	4	64.215
9	91	Robbie DALGLEISH	Mini Cooper	1600	SMN	9	10:57.237	20.845	1:11.305	8	63.962
10	6	Daniel DREELAN	Mini Cooper	1600	SM	9	11:06.317	29.925	1:11.861	6	63.468
11	77	Adrian BLANTFORD	Mini Cooper	1600	SMN	9	11:15.986	39.594	1:13.026	9	62.455
12	87	Paul BELL	Mini Cooper	1600	SM	9	11:17.975	41.583	1:12.556	9	62.860
13	74	Ian WALSH	Mini Cooper	1600	SMN	9	11:18.559	42.167	1:12.563	9	62.854
14	98	Brandon WALSH	Mini Cooper	1600	SMN	9	11:20.154	43.762	1:13.030	7	62.452
15	30	Callum DRYBURGH	Mini Cooper	1600	SM	9	11:25.391	48.999	1:12.502	4	62.906
16	7	Jonny DREELAN	Mini Cooper	1600	SMN	9	11:28.010	51.618	1:13.607	7	61.962
17	8	Hannah CHAPMAN	Mini Cooper	1600	SM L	9	11:43.251	1:06.859	1:11.820	4	63.504
18	26	William BLAKE	Mini Cooper	1600	SMN	8	12:07.610	1 Lap	1:12.833	5	62.621

Not classified

DNF	18	William SMITH	Mini Cooper	1600	SMN	8	10:02.647	DNF	1:12.870	8	62.589
DNF	5	Des WHEATLEY	Mini Cooper	1600	SM	6	7:30.544	DNF	1:12.563	6	62.854
DNF	11	Morgan MURRAY	Mini Cooper	1600	SMN			DNF		0	-
DNS	36	Marco HAIG	Mini Cooper	1600	SM			DNS		0	-

Announcements

AMENDED RESULT - Car No.26 Re-classified.

Margin of Victory	Avg. Speed	Best Lap Tm	Best Speed	Best Lap by
0.278	64.500	1:09.524	65.601	3 - Joe TANNER

Clerk of the Course :

Orbits

Sig : Time :

Chief Timekeeper : Ian Sharp (SMART Timing)

www.mylaps.com

Results available at www.smart-timing.co.uk & www.mylaps.com

Licensed to: SMART Timing

Printed: 04/05/2015 09:16:03

SMRC May Raceday

Celtic Speed Mini Cooper Cup

Knockhill 1.267 miles

Race 8 - 2nd Race

03/05/2015 14:25

Race (9 Laps) started at 14:30:19

Lap	Time of Day	Lap Tm	S1	S2	S3	S3Spd	SFSpd
4	14:35:30.345	1:15.125	24.335	28.354	22.436	81.639	69.398
5	14:36:43.961	1:13.616	24.527	27.742	21.347	81.441	71.696
6	14:37:57.884	1:13.923	24.424	28.426	21.073	81.048	71.696
7	14:39:10.914	1:13.030	24.157	27.765	21.108	81.343	71.467
8	14:40:25.544	1:14.630	24.401	27.950	22.279	82.543	69.470
9	14:41:39.162	1:13.618	24.477	28.006	21.135	81.441	71.391

(30) Callum DRYBURGH

1	14:31:44.572			29.384	21.907	80.561	70.789
2	14:32:59.161	1:14.589	24.562	28.457	21.570	80.465	70.343
3	14:34:13.584	1:14.423	25.084	27.951	21.388	81.441	71.620
4	14:35:26.086	1:12.502	23.766	27.572	21.164	81.839	72.081
5	14:36:39.460	1:13.374	24.361	27.883	21.130	82.039	72.081
6	14:38:04.444	1:24.984	23.311	38.617	23.056	50.878	72.159
7	14:39:16.955	1:12.511	23.798	27.633	21.080	81.639	71.850
8	14:40:30.692	1:13.737	23.971	28.199	21.567	81.441	70.417
9	14:41:44.399	1:13.707	23.801	28.036	21.870	81.639	70.714

(7) Jonny DREELAN

1	14:31:46.652		30.448	30.401	22.401	80.272	70.938
2	14:33:04.102	1:17.450	26.156	29.103	22.191	80.081	69.470
3	14:34:19.019	1:14.917	24.697	28.530	21.690	81.048	71.467
4	14:35:33.653	1:14.634	24.153	29.084	21.397	80.950	71.391
5	14:36:48.140	1:14.487	24.334	28.743	21.410	81.146	71.315
6	14:38:02.850	1:14.710	24.345	28.726	21.639	81.146	71.391
7	14:39:16.457	1:13.607	23.942	28.371	21.294	80.272	70.565
8	14:40:31.703	1:15.246	23.835	28.748	22.663	80.561	69.398
9	14:41:47.018	1:15.315	24.741	28.401	22.173	81.244	70.196

(8) Hannah CHAPMAN

1	14:31:40.583			28.352	21.314	82.645	72.943
2	14:32:53.079	1:12.496	24.111	27.446	20.939	83.363	73.907
3	14:34:05.007	1:11.928	23.717	27.429	20.782	82.951	74.070
4	14:35:16.827	1:11.820	23.503	27.592	20.725	82.341	73.907
5	14:36:38.586	1:21.759	33.030	28.001	20.728	82.442	73.422
6	14:38:20.693	1:42.107	23.751	56.211	22.145	68.970	71.164
7	14:39:35.923	1:15.230	25.194	28.659	21.377	80.755	71.315
8	14:40:49.271	1:13.348	24.194	28.165	20.989	81.739	72.236
9	14:42:02.259	1:12.988	23.801	28.122	21.065	82.747	71.467

(26) William BLAKE

1	14:31:46.390		32.179	30.380	21.880	81.048	71.696
2	14:33:01.763	1:15.373	25.904	28.109	21.360	82.039	72.159
3	14:34:15.676	1:13.913	24.334	28.408	21.171	82.240	72.549
4	14:35:29.863	1:14.187	24.173	28.447	21.567	82.543	71.773
5	14:36:42.696	1:12.833	24.028	27.613	21.192	82.747	72.314
6	14:37:56.873	1:14.177	24.125	28.555	21.497	79.890	72.314
7	14:39:10.868	1:13.995	24.452	28.247	21.296	81.343	71.620
8	14:42:26.618	3:15.750	24.050	27.754	2:23.946	82.240	

(18) William SMITH

1	14:31:43.483			29.231	22.005	81.048	69.758
2	14:32:58.166	1:14.683	24.679	28.129	21.875	81.739	69.112
3	14:34:13.100	1:14.934	25.179	28.448	21.307	81.343	71.773
4	14:35:26.784	1:13.684	24.667	27.725	21.292	82.442	72.081
5	14:36:41.565	1:14.781	24.602	28.732	21.447	82.139	71.467
6	14:37:55.298	1:13.733	23.828	28.501	21.404	80.176	71.620
7	14:39:08.785	1:13.487	24.104	28.050	21.333	76.782	72.081
8	14:40:21.655	1:12.870	23.841	27.901	21.128	81.244	70.640

(5) Des WHEATLEY

1	14:31:39.114			27.934	21.365	81.540	71.543
2	14:32:57.498	1:18.384	26.454				72.081
3	14:34:10.415	1:12.917	24.056	27.263	21.598	79.043	72.627
4	14:35:23.394	1:12.979	24.238	27.441	21.300	82.039	72.864
5	14:36:36.989	1:13.595	24.773	27.537	21.285	81.244	72.236
6	14:37:49.552	1:12.563	23.707	27.598	21.258	80.853	72.470

Clerk of the Course :

Orbits

Sig : Time :

Chief Timekeeper : Ian Sharp (SMART Timing)

Results available at www.smart-timing.co.uk & www.mylaps.com

www.mylaps.com

Licensed to: SMART Timing


Celtic Speed Mini Cooper Cup

Knockhill 1.267 miles

Race 8 - 2nd Race

03/05/2015 14:25

Race (9 Laps) started at 14:30:19



Competitors	Laps								
	1	2	3	4	5	6	7	8	9
Kenneth THIRLWALL (1)	1	1	1	1	1	1	3	3	3
Joe TANNER (3)	2	3	3	3	3	3	1	1	1
Oliver MORTIMER (70)	3	70	27	27	27	70	70	70	70
Lewis CARTER (27)	4	27	70	70	70	23	23	23	23
Ian MUNRO (23)	5	23	23	23	23	27	27	27	27
Shane STONEY (89)	6	89	89	89	89	89	29	89	89
Chris REID (29)	7	29	29	29	29	29	89	29	29
Des WHEATLEY (5)	8	5	20	20	20	20	20	20	20
Kyle REID (20)	9	20	8	8	8	91	91	91	91
Robbie DALGLEISH (91)	10	91	91	91	6	6	6	6	6
Hannah CHAPMAN (8)	11	8	6	6	6	5	5	77	18
Daniel DREELAN (6)	12	6	5	5	5	8	77	18	77
William SMITH (18)	13	18	87	87	87	30	18	87	87
Paul BELL (87)	14	87	18	18	30	87	87	74	98
Callum DRYBURGH (30)	15	30	77	30	18	77	74	26	98
Adrian BLANTFORD (77)	16	77	30	77	77	18	26	98	30
Ian WALSH (74)	17	74	98	98	26	26	98	7	7
Brandon WALSH (98)	18	98	74	26	74	74	7	30	8
William BLAKE (26)	19	26	26	74	98	98	30	8	26
Jonny DREELAN (7)	20	7	7	7	7	7	8		
-	21								
-	22								

SMRC May Raceday

Celtic Speed Mini Cooper Cup

Race 15 - 3rd Race

Race (9 Laps)

Knockhill 1.267 miles

03/05/2015 17:10

POLE POSITION

2
29 Chris REID

4
27 Lewis CARTER

6
70 Oliver MORTIMER

8
3 Joe TANNER

10
6 Daniel DREELAN

12
87 Paul BELL

14
98 Brandon WALSH

16
7 Jonny DREELAN

18
26 William BLAKE

20
5 Des WHEATLEY

1
20 Kyle REID

3
89 Shane STONEY

5
23 Ian MUNRO

7
1 Kenneth THIRLWALL

9
91 Robbie DALGLEISH

11
77 Adrian BLANTFORD

13
74 Ian WALSH

15
30 Callum DRYBURGH

17
8 Hannah CHAPMAN

19
18 William SMITH

1
2
3
4
5
6
7
8
9
10

Clerk of the Course :

Sig : Time :

Chief Timekeeper : Ian Sharp (SMART Timing)

Results available at www.smart-timing.co.uk & www.mylaps.com

Printed: 04/05/2015 08:50:18

Orbits

www.mylaps.com

Licensed to: SMART Timing

Page 1/2

SMRC May Raceday


Celtic Speed Mini Cooper Cup

Knockhill 1.267 miles

Race 15 - 3rd Race

03/05/2015 17:10

Race (9 Laps)



22

36 Marco HAIG

21

11 Morgan MURRAY

11

Clerk of the Course :

Orbits

Sig : Time :

Chief Timekeeper : Ian Sharp (SMART Timing)

Results available at www.smart-timing.co.uk & www.mylaps.com

www.mylaps.com

Licensed to: SMART Timing

SMRC May Raceday

Sorted on Laps

Scottish BMW Compact Cup

Knockhill 1.267 miles

Race 9 - 2nd Race (Groups B & C)

03/05/2015 14:45

Race (12 Laps) started at 14:54:20

Pos	No.	Name	Make/Model	CC	Class Code	Laps	Total Tm	Diff	Best Tm	In Lap	Best Speed
1	85	Gary CLARK	BMW Compact	1900	BMWCN	12	14:39.385		1:11.808	10	63.514
2	72	Cliff HARPER	BMW Compact	1900	BMWCC	12	14:39.594	0.209	1:11.817	9	63.506
3	6	Phil DRYBURGH	BMW Compact	1900	BMWCC	12	14:52.541	13.156	1:12.963	9	62.509
4	75	Michael COURTS	BMW Compact	1900	BMWCN	12	15:03.777	24.392	1:13.697	10	61.886
5	7	Steven KING	BMW Compact	1900	BMWCN	12	15:07.461	28.076	1:13.877	10	61.736
6	4	Jonathan SINCLAIR	BMW Compact	1900	BMWCC	12	15:09.292	29.907	1:13.493	8	62.058
7	14	Lee ELRICK	BMW Compact	1900	BMWCN	12	15:15.390	36.005	1:13.600	7	61.968
8	35	Martin BUCHAN	BMW Compact	1999	BMWCN	12	15:16.543	37.158	1:14.164	9	61.497
9	87	Andrew WINCHESTER	BMW Compact	1900	BMWCC	12	15:16.617	37.232	1:12.314	11	63.070
10	83	David NOBLE	BMW Compact	1900	BMWCN	12	15:18.723	39.338	1:13.429	9	62.112
11	61	Nick RUNCIE	BMW Compact	1900	BMWCC	12	15:19.398	40.013	1:12.860	6	62.597
12	63	Graham ROBERTSON	BMW Compact	1900	BMWCN	12	15:21.733	42.348	1:13.756	6	61.837
13	40	Steven GOLDIE	BMW Compact	1900	BMWCN	12	15:24.294	44.909	1:13.960	7	61.666
14	84	Robert MARSHALL	BMW Compact	1900	BMWCN	12	15:31.946	52.561	1:13.594	9	61.973
15	44	Ryan STIRLING	BMW Compact	1900	BMWCC	12	15:34.181	54.796	1:14.860	12	60.925
16	90	Richard SUTHERLAND	BMW Compact	1900	BMWCN	12	15:36.821	57.436	1:13.246	6	62.267
17	69	Stephen RUSSELL	BMW Compact	1900	BMWCC	12	15:42.973	1:03.588	1:14.831	10	60.949
18	67	Wendy NEWTON	BMW Compact	1900	BMWCN	10	14:52.295	2 Laps	1:25.130	9	53.575
Not classified											
DNF	81	Douglas SIMPSON	BMW Compact	1900	BMWCN	10	12:43.428	DNF	1:12.806	9	62.644
DNF	21	Zack RUNCIE	BMW Compact	1900	BMWCC	8	10:31.103	DNF	1:14.265	6	61.413

Margin of Victory	Avg. Speed	Best Lap Tm	Best Speed	Best Lap by
0.209	62.237	1:11.808	63.514	85 - Gary CLARK

Clerk of the Course :

Orbits

Sig : Time :

Chief Timekeeper : Ian Sharp (SMART Timing)

www.mylaps.com

Results available at www.smart-timing.co.uk & www.mylaps.com

Licensed to: SMART Timing

Printed: 04/05/2015 08:53:51

SMRC May Raceday

Scottish BMW Compact Cup

Knockhill 1.267 miles

Race 9 - 2nd Race (Groups B & C)

03/05/2015 14:45

Race (12 Laps) started at 14:54:20

Lap	Time of Day	Lap Tm	S1	S2	S3	S3Spd	SFSpd	Lap	Time of Day	Lap Tm	S1	S2	S3	S3Spd	SFSpd	
7	15:03:13.898	1:13.684	23.924	28.578	21.182	84.095	75.657	11	15:08:42.870	1:14.540	24.194	28.857	21.489	83.054	74.730	
8	15:04:43.232	1:29.334	23.973	28.634	36.727	85.162	72.785	12	15:09:57.108	1:14.238	24.183	28.469	21.586	84.412	73.502	
9	15:05:57.103	1:13.871	24.214	28.207	21.450	84.412	77.313	(69) Stephen RUSSELL								
10	15:07:12.236	1:15.133	24.919	29.206	21.008	84.518	76.694	1	14:55:43.313				29.704	22.698	81.244	73.989
11	15:08:26.431	1:14.195	24.570	28.531	21.094	84.095	76.782	2	14:57:00.430	1:17.117	24.995	29.411	22.711	82.039	71.164	
12	15:09:39.685	1:13.254	23.625	28.361	21.268	84.839	75.402	3	14:58:17.521	1:17.091	25.461	29.544	22.086	82.543	74.316	
(63) Graham ROBERTSON								4	14:59:32.991	1:15.470	24.285	29.269	21.916	82.442	74.152	
1	14:55:52.508			30.687	22.452	79.795	74.399	5	15:01:11.484	1:38.493	47.229	29.272	21.992	83.363	73.422	
2	14:57:09.496	1:16.988	25.528	28.925	22.535	82.951	74.481	6	15:02:26.678	1:15.194	24.639	28.668	21.887	84.200	74.070	
3	14:58:27.660	1:18.164	25.928	30.146	22.090	82.849	75.487	7	15:03:42.514	1:15.836	24.517	29.261	22.058	84.095	75.317	
4	14:59:42.355	1:14.695	24.096	28.701	21.898	82.442	74.813	8	15:04:59.175	1:16.661	24.869	29.636	22.156	84.306	74.730	
5	15:00:57.475	1:15.120	24.582	28.240	22.298	82.240	74.813	9	15:06:15.935	1:16.760	24.715	30.039	22.006	83.467	74.730	
6	15:02:11.231	1:13.756	24.190	28.312	21.254	84.412	75.064	10	15:07:30.766	1:14.831	24.338	28.801	21.692	83.780	75.233	
7	15:03:26.335	1:15.104	24.758	28.725	21.621	82.543	74.481	11	15:08:46.144	1:15.378	24.302	28.947	22.129	84.200	73.502	
8	15:04:41.864	1:15.529	24.900	28.789	21.840	83.260	74.730	12	15:10:03.260	1:17.116	24.852	29.975	22.289	82.442	70.640	
9	15:05:56.915	1:15.051	24.730	28.955	21.366	81.639	76.259	(67) Wendy NEWTON								
10	15:07:11.861	1:14.946	24.356	28.510	22.080	84.095	73.664	1	14:56:03.553			37.326	34.948	25.891	74.152	69.904
11	15:08:26.304	1:14.443	24.617	28.422	21.404	83.780	74.897	2	14:57:31.479	1:27.926	28.968	33.307	25.651	75.487	70.938	
12	15:09:42.020	1:15.716	24.794	29.476	21.446	83.157	73.745	3	14:58:59.062	1:27.583	28.514	34.084	24.985	76.086	71.467	
(40) Steven GOLDIE								4	15:00:26.783	1:27.721	29.139	33.691	24.891	77.402	71.164	
1	14:55:50.510		32.688	30.671	22.753	75.572	74.234	5	15:01:54.750	1:27.967	29.072	34.057	24.838	76.172	71.391	
2	14:57:07.924	1:17.414	25.883	29.192	22.339	83.571	74.813	6	15:03:24.394	1:29.644	29.075	34.395	26.174	79.043	71.620	
3	14:58:26.890	1:18.966	26.879	29.998	22.089	84.732	75.657	7	15:04:53.237	1:28.843	29.231	33.658	25.954	76.958	71.089	
4	14:59:42.520	1:15.630	24.509	28.516	22.605	83.989	73.422	8	15:06:19.570	1:26.333	28.241	33.007	25.085	70.565	71.089	
5	15:00:58.911	1:16.391	25.468	28.967	21.956	84.412	74.981	9	15:07:44.700	1:25.130	28.111	32.910	24.109	78.580	71.239	
6	15:02:13.139	1:14.228	23.898	28.685	21.645	84.518	75.233	10	15:09:12.582	1:27.882	30.326	33.344	24.212	78.765	71.315	
7	15:03:27.099	1:13.960	24.095	28.201	21.664	83.780	75.233	(81) Douglas SIMPSON								
8	15:04:43.494	1:16.395	24.976	29.117	22.302	78.765	74.564	1	14:55:52.246			33.088	30.251	23.198	82.951	71.696
9	15:05:58.422	1:14.928	24.741	28.865	21.322	84.625	75.317	2	14:57:08.635	1:16.389	25.118	29.087	22.184	83.363	74.070	
10	15:07:13.995	1:15.573	24.271	29.351	21.951	82.849	74.897	3	14:58:26.121	1:17.486	26.267	29.377	21.842	84.518	73.907	
11	15:08:28.909	1:14.914	24.286	28.826	21.802	84.412	74.647	4	14:59:40.404	1:14.283	23.981	28.114	22.188	84.839	74.152	
12	15:09:44.581	1:15.672	24.208	29.184	22.280	82.747	72.864	5	15:00:54.174	1:13.770	23.754	28.106	21.910	84.518	74.070	
(84) Robert MARSHALL								6	15:02:08.830	1:14.656	24.775	27.848	22.033	84.625	73.826	
1	14:55:48.468			30.848	23.438	81.739	71.850	7	15:03:22.722	1:13.892	23.836	27.931	22.125	84.306	73.826	
2	14:57:05.440	1:16.972	25.874	28.706	22.392	84.306	73.182	8	15:04:37.651	1:14.929	23.820	29.604	21.505	83.260	74.070	
3	14:58:21.267	1:15.827	25.273	28.754	21.800	84.839	75.572	9	15:05:50.457	1:12.806	23.529	27.899	21.378	84.200	74.234	
4	14:59:37.389	1:16.122	24.966	29.158	21.998	83.571	76.172	10	15:07:03.715	1:13.258	23.670	27.966	21.622	84.732	73.907	
5	15:00:53.211	1:15.822	24.612	28.699	22.511	84.412	74.981	(21) Zack RUNCIE								
6	15:02:10.554	1:17.343	26.215	28.445	22.683	84.732	74.813	1	14:55:47.964				31.140	22.308	81.540	73.745
7	15:03:25.455	1:14.901	25.113	28.283	21.505	84.306	75.402	2	14:57:03.176	1:15.212	24.505	28.618	22.089	81.244	73.583	
8	15:04:41.363	1:15.908	25.037	28.792	22.079	83.780	75.572	3	14:58:19.433	1:16.257	25.009	28.752	22.496	81.639	74.152	
9	15:05:54.957	1:13.594	24.000	28.236	21.358	83.885	74.981	4	14:59:35.280	1:15.847	25.132	28.546	22.169	82.442	73.422	
10	15:07:08.918	1:13.961	24.270	27.812	21.879	85.162	74.981	5	15:00:51.147	1:15.867	25.477	28.559	21.831	83.054	74.564	
11	15:08:23.520	1:14.602	24.632	28.190	21.780	85.379	75.317	6	15:02:05.412	1:14.265	24.187	28.326	21.752	82.645	74.897	
12	15:09:52.233	1:28.713	24.320	41.100	23.293	70.938	73.422	7	15:03:20.685	1:15.273	23.954	29.208	22.111	80.176	74.316	
(44) Ryan STIRLING								8	15:04:51.390	1:30.705	25.320	35.623	29.762	57.851	31.344	
1	14:55:51.640		34.885	30.410	23.188	79.890	73.907	(90) Richard SUTHERLAND								
2	14:57:09.660	1:18.020	25.501	29.521	22.998	83.363	71.164	1	14:55:49.991				31.534	22.651	77.224	73.422
3	14:58:29.760	1:20.100	26.796	30.451	22.853	82.951	74.316	2	14:57:07.018	1:17.027	25.955	28.998	22.074	81.146	74.564	
4	14:59:46.158	1:16.398	25.291	29.023	22.084	84.095	74.399	3	14:58:22.976	1:15.958	24.825	28.793	22.340	82.645	74.152	
5	15:01:03.291	1:17.133	25.351	29.563	22.219	82.951	73.989	4	14:59:37.753	1:14.777	24.452	28.724	21.601	80.272	75.572	
6	15:02:18.788	1:15.497	24.519	29.114	21.864	83.780	74.152	5	15:00:52.766	1:15.013	24.799	28.693	21.521	82.442	75.402	
7	15:03:34.599	1:15.811	24.579	29.277	21.955	83.054	73.664	6	15:02:06.012	1:13.246	23.873	27.941	21.432	82.951	75.742	
8	15:04:51.913	1:17.314	25.020	29.727	22.567	84.839	74.481	7	15:03:20.613	1:14.601	23.971	28.982	21.648	81.639	75.657	
9	15:06:07.666	1:15.753	24.681	29.081	21.991	82.951	75.402	8	15:04:56.534	1:35.921	24.828	49.237	21.856	81.441	74.316	
10	15:07:23.914	1:16.248	24.527	29.174	22.547	84.306	75.233	9	15:06:14.483	1:17.949	25.309	30.978	21.662	79.323	74.981	
11	15:08:39.608	1:15.694	24.518	29.181	21.995	85.054	73.583	10	15:07:28.330	1:13.847	23.892	28.134	21.821	83.885	73.664	
12	15:09:54.468	1:14.860	24.479	28.742	21.639	84.839	75.317									

Clerk of the Course :

Orbits

Sig : Time :

Chief Timekeeper : Ian Sharp (SMART Timing)

www.mylaps.com

Results available at www.smart-timing.co.uk & www.mylaps.com

Licensed to: SMART Timing

Printed: 04/05/2015 08:54:05

Page 2/2


Scottish BMW Compact Cup

Knockhill 1.267 miles

Race 9 - 2nd Race (Groups B & C)

03/05/2015 14:45

Race (12 Laps) started at 14:54:20



Competitors	Laps											
	1	2	3	4	5	6	7	8	9	10	11	12
Phil DRYBURGH (6)	1	6	72	72	72	72	72	85	85	85	85	85
Cliff HARPER (72)	2	72	6	85	85	85	85	72	72	72	72	72
Steven KING (7)	3	7	85	6	6	6	6	6	6	6	6	6
Gary CLARK (85)	4	85	7	7	7	7	7	75	75	75	75	75
Stephen RUSSELL (69)	5	69	75	75	75	75	75	7	7	7	7	7
Michael COURTS (75)	6	75	14	69	61	61	61	4	4	4	14	4
Jonathan SINCLAIR (4)	7	4	69	4	69	4	4	4	14	14	14	4
Lee ELRICK (14)	8	14	4	61	4	83	14	14	83	83	81	35
David NOBLE (83)	9	83	83	83	83	14	83	83	81	81	35	84
Nick RUNCIE (61)	10	61	61	14	14	21	21	90	35	35	84	87
Zack RUNCIE (21)	11	21	21	21	21	90	90	21	84	84	83	83
Robert MARSHALL (84)	12	84	84	84	84	84	35	81	63	87	87	63
Martin BUCHAN (35)	13	35	35	90	90	35	81	35	87	63	63	61
Richard SUTHERLAND (90)	14	90	90	35	35	81	87	84	61	61	40	84
Steven GOLDIE (40)	15	40	40	81	81	87	84	63	40	40	44	44
Ryan STIRLING (44)	16	44	81	40	63	63	63	40	21	44	44	90
Douglas SIMPSON (81)	17	81	63	63	40	40	40	87	44	90	90	69
Graham ROBERTSON (63)	18	63	44	87	87	44	44	44	90	69	69	
Andrew WINCHESTER (87)	19	87	87	44	44	69	69	69	69	67	67	
Wendy NEWTON (67)	20	67	67	67	67	67	67	67				

SMRC May Raceday

Sorted on Laps

Scottish Legends Championship

Knockhill 1.267 miles

Race 10 - Heat 2

03/05/2015 15:10

Race (10 Laps) started at 15:19:21

Pos	No.	Name	Make/Model	CC	Class Code	Laps	Total Tm	Diff	Best Tm	In Lap	Best Speed
1	1	John PATERSON	Ford Coupe	1250	L	10	13:11.444		1:08.926	10	66.170
2	6	David HUNTER	Ford Coupe	1250	L	10	13:13.622	2.178	1:09.838	7	65.306
3	2	Steven McGILL	Ford Coupe	1250	L	10	13:24.097	12.653	1:10.955	3	64.278
4	7	Alan FREELAND	Ford Coupe	1250	LT	10	13:26.312	14.868	1:11.985	8	63.358
5	17	Billy WAIT	Ford Coupe	1250	L	10	13:32.473	21.029	1:13.019	8	62.461
6	38	Pino PALLAZZO	Ford Sedan	1250	LT	10	13:33.543	22.099	1:13.142	10	62.356
7	83	Grant SMITH	Chevy Sedan	1250	L R	10	13:39.912	28.468	1:14.092	9	61.556
8	68	Will NEAL	Ford Coupe	1250	L R	10	13:41.632	30.188	1:13.735	8	61.854
9	3	Ian McLEISH	Ford Coupe	1250	L R	10	13:45.378	33.934	1:14.448	9	61.262
10	58	Mark CUMMING	Ford Coupe	1250	L R	10	13:46.372	34.928	1:14.634	9	61.109
11	5	Andrew DUNN	Ford Coupe	1250	LT R	10	13:51.499	40.055	1:14.962	3	60.842
12	16	John BUSHBY	Chevy Sedan	1250	L	10	13:56.827	45.383	1:17.090	3	59.163

Not classified

DNF	4	David NEWALL	Ford Coupe	1250	LT	2	2:38.500	DNF	1:16.007	1	60.006
DNF	26	Scott HYNDS	Ford Coupe	1250	L	1	1:19.498	DNF	1:18.417	1	58.161

Margin of Victory	Avg. Speed	Best Lap Tm	Best Speed	Best Lap by
2.178	57.627	1:08.926	66.170	1 - John PATERSON

Clerk of the Course :

Orbits

Sig : Time :

Chief Timekeeper : Ian Sharp (SMART Timing)

www.mylaps.com

Results available at www.smart-timing.co.uk & www.mylaps.com

Licensed to: SMART Timing

Printed: 04/05/2015 09:08:39

SMRC May Raceday

Scottish Legends Championship

Knockhill 1.267 miles

Race 10 - Heat 2

03/05/2015 15:10

Race (10 Laps) started at 15:19:21

Lap	Time of Day	Lap Tm	S1	S2	S3	S3Spd	SFSpd	Lap	Time of Day	Lap Tm	S1	S2	S3	S3Spd	SFSpd
-----	-------------	--------	----	----	----	-------	-------	-----	-------------	--------	----	----	----	-------	-------

(26) Scott HYNDS															
1	15:20:41.039	1:18.417	30.077	27.388	20.952	93.595	85.054								

Clerk of the Course : Orbits

Sig : Time :
Chief Timekeeper : Ian Sharp (SMART Timing)
Results available at www.smart-timing.co.uk & www.mylaps.com
Printed: 04/05/2015 09:08:50

www.mylaps.com
Licensed to: SMART Timing
Page 2/2

Scottish Legends Championship

Knockhill 1.267 miles

Race 10 - Heat 2

03/05/2015 15:10

Race (10 Laps) started at 15:19:21

Competitors	Laps										
	0	1	2	3	4	5	6	7	8	9	10
David HUNTER (6)	1	6	6	6	1	1	1	1	1	1	1
David NEWALL (4)	2	4	4	1	6	6	6	6	6	6	6
Billy WAIT (17)	3	17	1	2	2	2	2	2	2	2	2
Scott HYNDS (26)	4	26	2	17	17	17	17	17	7	7	7
Steven McGILL (2)	5	2	17	38	7	7	7	7	17	17	17
Pino PALLAZZO (38)	6	38	26	7	38	38	38	38	38	38	38
John PATERSON (1)	7	1	38	83	83	83	83	83	83	83	83
John BUSHBY (16)	8	16	83	4	58	58	58	58	68	68	68
Ian McLEISH (3)	9	3	3	3	3	3	3	3	3	3	3
Grant SMITH (83)	10	83	7	58	68	68	68	68	58	58	58
Andrew DUNN (5)	11	5	58	16	16	16	16	16	5	5	5
Mark CUMMING (58)	12	58	5	68	5	5	5	5	16	16	16
Will NEAL (68)	13	68	68	5							
Alan FREELAND (7)	14	7	16								

Clerk of the Course :

Orbits

Sig : Time :

Chief Timekeeper : Ian Sharp (SMART Timing)

Results available at www.smart-timing.co.uk & www.mylaps.comwww.mylaps.com

Licensed to: SMART Timing

Printed: 04/05/2015 09:09:03

SMRC May Raceday

Sorted on Laps

Scottish Saloon & Sportscar Championship

Knockhill 1.267 miles

Race 11 - 2nd Race

03/05/2015 15:30

Race (12 Laps) started at 15:45:35

Pos	No.	Name	Make/Model	CC	Class	Laps	Total Tm	Diff	Best Tm	In Lap	Best Speed
1	88	Ian DONALDSON	Mitsubishi Evo	2000	A1	12	12:05.685		57.462	3	79.371
2	8	Finlay CROCKER	Seat Leon Eurocup	2000	A2	12	12:23.411	17.726	1:00.421	4	75.484
3	36	Matt COLLINS	Porsche Cayman	3400	A2	12	12:24.143	18.458	1:00.367	3	75.552
4	50	Alistair ROBERTSON	Ginetta G50	3500	A2	12	12:26.211	20.526	1:00.943	7	74.838
5	56	Adam KINDNESS	Subaru Impreza STi	2000T	A1	12	12:30.829	25.144	1:00.779	12	75.040
6	51	Roddie PATERSON	Caterham	2300	A3	12	12:35.673	29.988	1:00.632	9	75.222
7	54	Andrew MORRISON	Seat Leon Cupra	1994	A2	12	12:43.506	37.821	1:01.509	3	74.149
8	59	Gary WAIT	Ford Sierra Cosworth	2000	A2	12	13:10.511	1:04.826	1:02.399	5	73.092
9	35	Andrew MACKIE	Mitsubishi Evo		B1	11	12:20.313	1 Lap	1:05.700	9	69.419
10	23	Brian MELDRUM	Seat Leon Sport		B1	11	12:31.002	1 Lap	1:06.376	5	68.712
11	99	John WILSON	Ford Focus RS	2500	B1	11	12:50.585	1 Lap	1:07.943	6	67.127
12	9	Martin McGEOUGH	Subaru Impreza	2000	B1	11	12:53.316	1 Lap	1:07.708	5	67.360
13	38	Barry FORBES	Seat Ibiza Cupra	1800	B1	11	12:53.877	1 Lap	1:07.861	3	67.209
14	4	Mark DAWSON	VW Corrado	1900	B1	10	12:28.323	2 Laps	1:10.947	6	64.285
15	97	Oilly ROSS	Mazda MX5	1600	MX5	10	12:56.200	2 Laps	1:15.349	8	60.530
16	94	Ross TAYLOR	Mazda MX5	1600	MX5	10	13:06.013	2 Laps	1:16.083	2	59.946
17	92	Michael KELLY	Mazda MX5	1600	MX5	10	13:10.298	2 Laps	1:16.958	5	59.264
18	55	Fiona KINDNESS	Subaru Impreza	2350	A1	9	12:21.696	3 Laps	1:03.739	2	71.555
19	93	David SMAIL	Mazda MX5	1600	MX5	9	13:11.249	3 Laps	1:20.887	2	56.385

Not classified

DNF	65	Andrew BELL	Caterham Supersport	1600	B2	9	11:47.967	DNF	1:15.873	7	60.112
DNF	79	Paul BRYDON	BMW M3	3200T	A2	7	7:17.201	DNF	58.261	2	78.283
DNS	6	Phil DRYBURGH	BMW Compact	1900	B3			DNS		0	-
DNS	89	William ROBSON	Ford Focus RS	2500	B1			DNS		0	-

Margin of Victory	Avg. Speed	Best Lap Tm	Best Speed	Best Lap by
17.726	75.419	57.462	79.371	88 - Ian DONALDSON

Clerk of the Course :

Orbits

Sig : Time :

Chief Timekeeper : Ian Sharp (SMART Timing)

www.mylaps.com

Results available at www.smart-timing.co.uk & www.mylaps.com

Licensed to: SMART Timing

Printed: 04/05/2015 09:13:19

SMRC May Raceday

Scottish Saloon & Sportscar Championship

Knockhill 1.267 miles

Race 11 - 2nd Race

03/05/2015 15:30

Race (12 Laps) started at 15:45:35

Lap	Time of Day	Lap Tm	S1	S2	S3	S3Spd	SFSpd	Lap	Time of Day	Lap Tm	S1	S2	S3	S3Spd	SFSpd	
9	15:56:05.089	1:11.010	24.589	26.619	19.802	100.762	93.465	8	15:56:08.013	1:17.855	25.113	29.775	22.967	79.795	71.089	
10	15:57:15.832	1:10.743	24.984	26.580	19.179	100.460	92.054	9	15:57:25.526	1:17.513	26.054	29.320	22.139	80.368	70.270	
11	15:58:25.781	1:09.949	22.493	27.581	19.875	98.111	89.239	10	15:58:45.494	1:19.968	24.836	30.022	25.110	72.549	66.051	
(9) Martin McGEOUGH								(55) Fiona KINDNESS								
1	15:46:50.669			26.744	19.284	101.678	92.562	1	15:46:47.635			25.991	18.456	102.768	97.399	
2	15:47:59.097	1:08.428	22.822	26.683	18.923		91.303	2	15:47:51.374	1:03.739	21.884	24.130	17.725	105.184	101.832	
3	15:49:07.086	1:07.989	22.449	26.488	19.052	105.020	93.335	3	15:49:02.985	1:11.611	21.018	27.334	23.259	74.152	64.901	
4	15:50:16.784	1:09.698	24.045	26.595	19.058	105.184	94.252	4	15:50:32.637	1:29.652	29.140	34.585	25.927	64.964	58.456	
5	15:51:24.492	1:07.708	22.439	26.071	19.198	106.351	93.076	5	15:52:03.195	1:30.558	29.723	35.026	25.809	61.174	59.335	
6	15:52:40.532	1:16.040	30.784	26.259	18.997		94.252	6	15:53:31.883	1:28.688	29.800	32.200	26.688	65.535	56.871	
7	15:53:48.665	1:08.133	22.691	26.481	18.961		94.252	7	15:55:03.770	1:31.887	30.122	34.386	27.379	61.567	59.230	
8	15:54:58.138	1:09.473	22.392	27.202	19.879		92.308	8	15:56:31.663	1:27.893	28.872	33.358	25.663	62.776	59.022	
9	15:56:08.620	1:10.482	23.811	26.990	19.681	102.926	93.595	9	15:57:56.892	1:25.229	28.567	31.951	24.711	68.130	60.403	
10	15:57:18.669	1:10.049	24.019	27.111	18.919		92.690	(93) David SMAIL								
11	15:58:28.512	1:09.843	22.636	27.453	19.754	98.398	87.722	1	15:47:05.995		32.793	31.385	23.000	79.700	68.828	
(38) Barry FORBES								2	15:48:26.882	1:20.887	26.128	31.392	23.367	78.123	65.856	
1	15:46:52.616			26.819	19.597	101.371	86.146	3	15:49:48.813	1:21.931	26.958	31.823	23.150	76.345	62.659	
2	15:48:00.766	1:08.150	22.313	26.188	19.649	100.762	86.590	4	15:51:12.994	1:24.181	29.324	31.334	23.523	74.647	63.973	
3	15:49:08.627	1:07.861	22.326	25.991	19.544	101.371	86.590	5	15:52:34.139	1:21.145	26.587	30.669	23.889	77.671	65.986	
4	15:50:20.145	1:11.518	23.764	28.665	19.089	99.419	89.002	6	15:54:17.970	1:43.831	48.567	32.120	23.144	75.828	67.923	
5	15:51:32.762	1:12.617	26.912	26.143	19.562	94.785	84.732	7	15:55:39.155	1:21.185	27.074	31.528	22.583	76.172	70.050	
6	15:52:41.531	1:08.769	23.368	26.073	19.328	100.161	87.040	8	15:57:06.975	1:27.820	29.182	31.937	26.701	78.032	55.369	
7	15:53:49.748	1:08.217	22.930	25.882	19.405	99.714	89.239	9	15:58:46.445	1:39.470	29.652	32.960	36.858	74.564	14.290	
8	15:54:59.586	1:09.838	23.359	26.844	19.635	101.678	89.002	(65) Andrew BELL								
9	15:56:09.668	1:10.082	23.947	26.498	19.637	97.540	90.077	1	15:47:03.946			30.252	22.846	81.048	78.857	
10	15:57:19.323	1:09.655	23.580	27.387	18.688	98.688	89.716	2	15:48:20.831	1:16.885	25.403	29.136	22.346	81.938	79.136	
11	15:58:29.073	1:09.750	22.320	27.552	19.878	95.323	90.077	3	15:49:38.105	1:17.274	25.193	30.077	22.004	86.368	78.397	
(4) Mark DAWSON								4	15:50:56.288	1:18.183	24.515	29.995	23.673	79.323	80.658	
1	15:46:56.497			28.052	20.651	96.558	92.818	5	15:52:13.816	1:17.528	25.675	29.625	22.228	87.722	80.176	
2	15:48:09.413	1:12.916	23.935	28.307	20.674	95.053	87.608	6	15:53:31.288	1:17.452	24.670	29.167	23.615	80.561	79.230	
3	15:49:38.739	1:29.326	24.360	43.874	21.092	89.002	83.054	7	15:54:47.141	1:15.873	24.235	29.283	22.355	78.305	76.519	
4	15:50:53.387	1:14.648	24.794	28.210	21.644	96.558	74.399	8	15:56:05.103	1:17.962	25.038	30.104	22.820	77.671	80.272	
5	15:52:06.639	1:13.252	24.850	27.583	20.819	93.465	94.651	9	15:57:23.163	1:18.060	27.093	30.130	20.837	88.532	81.244	
6	15:53:17.586	1:10.947	23.325	27.307	20.315	96.836	94.919	(79) Paul BRYDON								
7	15:54:28.607	1:11.021	23.629	26.909	20.483	99.714	83.260	1	15:46:39.619			24.059	17.282		104.529	
8	15:55:41.139	1:12.532	24.630	26.977	20.925	97.682	80.272	2	15:47:37.880	58.261	18.872	22.649	16.740		105.681	
9	15:56:52.454	1:11.315	24.494	26.675	20.146	101.218	86.035	3	15:48:36.158	58.278	18.838	22.597	16.843		105.848	
10	15:58:03.519	1:11.065	23.601	26.980	20.484	95.595	84.839	4	15:49:37.909	1:01.751			18.207		103.721	
(97) Oily ROSS								5	15:50:40.027	1:02.118		23.508	17.578		103.882	
1	15:47:00.221		31.189	29.012	22.438	78.580	70.196	6	15:51:40.560	1:00.533	19.692	23.404	17.437		104.856	
2	15:48:15.585	1:15.364	24.400	28.782	22.182	81.048	69.977	7	15:52:52.397	1:11.837	20.203	27.232	24.402		36.138	
3	15:49:31.439	1:15.854	24.851	29.094	21.909	81.048	70.640	(94) Ross TAYLOR								
4	15:50:47.387	1:15.948	25.169	29.020	21.759	82.039	70.491	1	15:47:01.672			32.022	29.866	22.284	77.224	68.477
5	15:52:06.386	1:18.999	26.551	30.122	22.326	81.048	71.239	2	15:48:17.755	1:16.083	24.811	28.710	22.562	78.950	67.923	
6	15:53:23.112	1:16.726	26.583	28.615	21.528	81.938	70.491	3	15:49:34.251	1:16.496	24.964	29.158	22.374	79.795	67.717	
7	15:54:39.701	1:16.589	24.822	29.314	22.453	81.441	70.491	4	15:50:53.006	1:18.755	25.810	29.684	23.261	77.313	68.477	
8	15:55:55.050	1:15.349	24.761	28.919	21.669	81.938	70.938	5	15:52:12.154	1:19.148	27.267	29.660	22.221	79.043	69.614	
9	15:57:11.889	1:16.839	26.181	28.479	22.179	81.639	72.236	6	15:53:29.073	1:16.919	25.524	29.365	22.030	79.323	68.477	
10	15:58:31.396	1:19.507	25.415	31.516	22.576	80.272	69.904	7	15:54:45.973	1:16.900	25.480	29.386	22.034	78.950	69.542	
(92) Michael KELLY								8	15:56:03.416	1:17.443	24.887	30.439	22.117	77.224	69.758	
1	15:47:02.671		31.541	29.756	22.745	76.432	70.343	9	15:57:22.701	1:19.285	27.285	30.067	21.933	79.417	70.343	
2	15:48:20.320	1:17.649	25.463	29.233	22.953	79.417	69.326	10	15:58:41.209	1:18.508	24.988	29.928	23.592	77.491	67.923	
3	15:49:40.695	1:20.375	26.283	31.006	23.086	77.941	70.863	(94) Ross TAYLOR								
4	15:50:59.061	1:18.366	25.249	29.997	23.120	79.700	70.714	1	15:47:01.672			32.022	29.866	22.284	77.224	68.477
5	15:52:16.019	1:16.958	25.255	28.993	22.710	80.853	70.640	2	15:48:17.755	1:16.083	24.811	28.710	22.562	78.950	67.923	
6	15:53:32.992	1:16.973	25.025	29.114	22.834	80.465	70.270	3	15:49:34.251	1:16.496	24.964	29.158	22.374	79.795	67.717	
7	15:54:50.158	1:17.166	26.097	28.949	22.120	80.465	70.938	4	15:50:53.006	1:18.755	25.810	29.684	23.261	77.313	68.477	

Clerk of the Course :

Orbits


Sig : Time :

Chief Timekeeper : Ian Sharp (SMART Timing)

www.mylaps.com

Results available at www.smart-timing.co.uk & www.mylaps.com

Licensed to: SMART Timing



Competitors	Laps											
	1	2	3	4	5	6	7	8	9	10	11	12
Ian DONALDSON (88)	1	88	88	88	88	88	88	88	88	88	88	88
Paul BRYDON (79)	2	79	79	79	79	79	36	36	36	36	36	8
Adam KINDNESS (56)	3	56	36	36	36	36	79	50	8	8	8	36
Matt COLLINS (36)	4	36	50	50	50	50	8	8	50	50	50	50
Alister ROBERTSON (50)	5	50	56	56	8	8	50	56	56	56	56	56
Roddie PATERSON (51)	6	51	51	51	8	56	56	56	51	51	51	51
Gary WAIT (59)	7	59	8	8	51	51	51	54	54	54	54	54
Finlay CROCKER (8)	8	8	54	54	54	54	54	59	59	59	59	59
Andrew MORRISON (54)	9	54	59	59	59	59	59	35	35	35	35	
Fiona KINDNESS (55)	10	55	55	35	35	35	35	23	23	23	23	
Andrew MACKIE (35)	11	35	35	55	23	23	23	23	99	99	99	99
Martin McGEOUGH (9)	12	9	9	23	9	9	99	99	9	9	9	9
Brian MELDRUM (23)	13	23	23	9	38	99	9	9	38	38	38	38
Barry FORBES (38)	14	38	38	38	99	38	38	38	4	4	4	
John WILSON (99)	15	99	99	99	55	55	4	4	97	97	97	
Mark DAWSON (4)	16	4	4	97	97	97	97	97	94	94	94	
Olly ROSS (97)	17	97	97	94	94	4	94	94	65	65	92	
Ross TAYLOR (94)	18	94	94	65	4	94	65	65	92	92		
Michael KELLY (92)	19	92	92	4	65	65	55	92	55	55		
Andrew BELL (65)	20	65	65	92	92	92	55	93	93			
David SMAIL (93)	21	93	93	93	93	93	93					
-	22											
-	23											

SMRC May Raceday

Sorted on Laps

Scottish Classics Championship

Knockhill 1.267 miles

Race 12 - 2nd Race

03/05/2015 15:55

Race (14 Laps) started at 16:09:03

Pos	No.	Name	Make/Model	CC	Class Code	Laps	Total Tm	Diff	Best Tm	In Lap	Best Speed
1	44	Willy TOYE	Triumph TR8	3900	CE	11	14:39.556		1:11.641	8	63.662
2	4	Stan BERNARD	Porsche 911	2994	CD	11	14:42.232	2.676	1:12.595	8	62.826
3	32	Alasdair COATES	Ford Mustang	4802	CE	11	14:42.486	2.930	1:13.617	6	61.954
4	22	Jim GRANT	Lotus Elan	1600	CB	11	14:44.720	5.164	1:15.028	11	60.789
5	7	Mike CONNON	Lotus 7 S4	1725	CG	11	14:44.893	5.337	1:13.370	11	62.162
6	74	Bruce WEIR	Datsun 260Z	3900	CD	11	14:48.352	8.796	1:16.852	2	59.346
7	63	John KINMOND	Triumph TR8	3900	CE	11	14:51.414	11.858	1:16.281	11	59.790
8	50	Matthew GORDON	TVR 3000M	3000	CD	11	14:55.504	15.948	1:18.167	11	58.347
9	39	Harry SIMPSON	Ginetta G4	1650	CG	11	14:57.878	18.322	1:16.913	11	59.299
10	57	Bruce MITCHELL	Lotus Europa TC	1800	CG	11	15:12.954	33.398	1:17.866	7	58.573
11	54	Howard GORDON	MG Midget	1380	CA	8	14:55.618	3 Laps	1:26.266	3	52.869

Not classified

DNS	24	Ian BAINES	Morris Mini	1380	CH			DNS		0	-
DNS	47	Keiron BAILLIE	Lotus 7	1558	CG			DNS		0	-
DNS	11	Ian MORTON	MG Midget	1360	CA			DNS		0	-
DNS	10	Andy WALKER	Triumph Sport	1300	CH			DNS		0	-
DNS	51	Alex MONTGOMERY	MGB GT V8	3946	CE			DNS		0	-
DNS	59	Blair NIMMO	Ford Capri	3000	CD			DNS		0	-
DNS	6	George LEITCH	Ford Fiesta	1400	CA			DNS		0	-

Announcements

Race distance extended to 14 - 2 Laps completed behind the Safety Car.
RED FLAG after Leader completed 12 Laps - Result declared at 11 Laps.

Margin of Victory	Avg. Speed	Best Lap Tm	Best Speed	Best Lap by
2.676	57.039	1:11.641	63.662	44 - Willy TOYE

Clerk of the Course :

Orbits

Sig : Time :

Chief Timekeeper : Ian Sharp (SMART Timing)

www.mylaps.com

Results available at www.smart-timing.co.uk & www.mylaps.com

Licensed to: SMART Timing

Printed: 04/05/2015 08:57:53

SMRC May Raceday

Scottish Classics Championship

Knockhill 1.267 miles

Race 12 - 2nd Race

03/05/2015 15:55

Race (14 Laps) started at 16:09:03

Lap	Time of Day	Lap Tm	S1	S2	S3	S3Spd	SFSpd	Lap	Time of Day	Lap Tm	S1	S2	S3	S3Spd	SFSpd
(44) Willy TOYE								(63) John KINMOND							
1	16:10:21.645			29.270	21.968	89.716	91.179	1	16:10:29.554			31.589	22.632	84.306	79.985
2	16:11:35.201	1:13.556	23.883	29.013	20.660	93.726	90.686	2	16:11:48.517	1:18.963	26.241	30.243	22.479	87.608	79.417
3	16:12:50.497	1:15.296	24.596	29.378	21.322	92.562	93.726	3	16:13:06.310	1:17.793	25.569	30.113	22.111	88.068	81.441
4	16:14:05.499	1:15.002	24.086	29.208	21.708	91.802	93.726	4	16:14:24.878	1:18.568	26.346	30.370	21.852	89.596	80.853
5	16:15:19.830	1:14.331	24.117	29.226	20.988	93.595	88.416	5	16:15:43.034	1:18.156	25.836	29.607	22.713	90.198	80.950
6	16:16:33.993	1:14.163	24.566	28.511	21.086	96.281	90.809	6	16:17:00.927	1:17.893	25.376	30.482	22.035	88.416	83.054
7	16:17:48.099	1:14.106	24.355	29.261	20.490	95.731	96.419	7	16:18:18.689	1:17.762	25.932	29.871	21.959	91.677	81.540
8	16:18:59.740	1:11.641	23.231	27.721	20.689	99.714	58.152	8	16:19:36.600	1:17.911	24.886	29.826	23.199	84.200	71.696
9	16:20:59.364	1:59.624	39.236	51.083	29.305	49.562	55.691	9	16:21:10.825	1:34.225	27.920	36.587	29.718	45.190	76.432
10	16:22:28.691	1:29.327	32.059	33.539	23.729	76.000	79.890	10	16:22:38.246	1:27.421	27.808	36.317	23.296	77.224	81.048
11	16:23:42.669	1:13.978	26.136	27.879	19.963	96.419	94.385	11	16:23:54.527	1:16.281	25.182	30.101	20.998	89.716	82.951
(4) Stan BERNARD								(50) Matthew GORDON							
1	16:10:21.908			29.484	21.295	85.596	84.095	1	16:10:33.093			33.447	23.015	80.272	75.487
2	16:11:37.873	1:15.965	25.211	29.735	21.019	85.925	86.814	2	16:11:55.438	1:22.345	27.164	32.439	22.742	81.540	81.639
3	16:12:54.499	1:16.626	25.213	29.757	21.656	87.153	85.162	3	16:13:14.319	1:18.881	26.332	30.974	21.575	87.040	84.946
4	16:14:09.770	1:15.271	24.903	29.411	20.957	95.731	88.299	4	16:14:33.385	1:19.066	25.946	31.070	22.050	86.146	82.341
5	16:15:25.065	1:15.295	25.109	29.097	21.089	91.427	89.716	5	16:15:52.432	1:19.047	26.003	31.139	21.905	85.815	84.095
6	16:16:38.644	1:13.579	24.205	28.802	20.572	96.558	89.836	6	16:17:11.225	1:18.793	25.976	31.178	21.639	87.040	86.814
7	16:17:51.280	1:12.636	23.992	28.434	20.210	98.543	91.802	7	16:18:29.647	1:18.422	25.551	30.768	22.103	85.706	86.368
8	16:19:03.875	1:12.595	23.914	27.874	20.807	100.011	78.950	8	16:19:49.204	1:19.557	25.295	30.695	23.567	79.417	80.950
9	16:21:00.329	1:56.454	36.949	51.705	27.800	46.896	53.902	9	16:21:12.728	1:23.524	26.358	30.693	26.473	75.317	72.706
10	16:22:29.079	1:28.750	31.825	33.295	23.630	76.345	84.625	10	16:22:40.450	1:27.722	27.931	36.413	23.378	75.148	75.148
11	16:23:45.345	1:16.266	27.770	28.394	20.102	96.836	93.465	11	16:23:58.617	1:18.167	26.107	30.394	21.666	85.706	85.925
(32) Alasdair COATES								(39) Harry SIMPSON							
1	16:10:25.539							1	16:10:39.179			41.289	22.712	84.732	80.176
2	16:11:42.667	1:17.128						2	16:11:58.687	1:19.508	25.577	30.859	23.072	78.397	77.941
3	16:12:59.235	1:16.568						3	16:13:18.801	1:20.114	26.003	31.060	23.051	84.732	73.826
4	16:14:14.939	1:15.704						4	16:14:37.950	1:19.149	25.922	30.875	22.352	85.706	78.950
5	16:15:29.719	1:14.780						5	16:15:56.365	1:18.415	26.019	30.153	22.243	87.837	79.230
6	16:16:43.336	1:13.617						6	16:17:14.574	1:18.209	25.481	30.495	22.233	87.494	79.417
7	16:17:57.438	1:14.102						7	16:18:32.362	1:17.788	25.177	30.195	22.416	87.952	79.043
8	16:19:12.287	1:14.849						8	16:19:51.336	1:18.974	24.904	30.282	23.788	85.162	77.313
9	16:21:01.578	1:49.291						9	16:21:15.608	1:24.272	27.547	31.789	24.936	81.146	70.491
10	16:22:29.804	1:28.226						10	16:22:44.078	1:28.470	27.812	36.265	24.393	73.182	73.745
11	16:23:45.599	1:15.795						11	16:24:00.991	1:16.913	25.130	30.278	21.505	89.239	82.645
(22) Jim GRANT								(57) Bruce MITCHELL							
1	16:10:24.850			30.408	21.591	86.814	80.368	1	16:10:36.244			34.968	23.795	74.152	76.782
2	16:11:42.386	1:17.536	26.112	29.676	21.748	86.368	79.417	2	16:11:57.811	1:21.567	27.046	31.154	23.367	84.839	84.518
3	16:13:00.023	1:17.637	25.544	30.132	21.961	86.368	80.853	3	16:13:17.337	1:19.526	26.143	30.703	22.680	86.479	83.885
4	16:14:18.686	1:18.663	26.297	30.681	21.685	86.590	79.606	4	16:14:36.448	1:19.111	26.285	30.407	22.419	85.706	83.675
5	16:15:35.186	1:16.500	25.210	29.537	21.753	88.068	79.890	5	16:15:55.221	1:18.773	25.853	30.635	22.285	85.162	81.441
6	16:16:50.736	1:15.550	24.922	29.075	21.553	89.716	80.465	6	16:17:13.659	1:18.438	26.000	30.150	22.288	89.836	88.068
7	16:18:06.322	1:15.586	24.887	28.942	21.757	90.077	78.123	7	16:18:31.525	1:17.866	25.640	30.039	22.187	88.884	88.884
8	16:19:24.237	1:17.915	24.743	28.804	24.368	88.532	58.203	8	16:19:50.591	1:19.066	25.089	30.149	23.828	81.639	71.850
9	16:21:04.198	1:39.961	28.298	43.111	28.552	40.845	62.835	9	16:21:14.526	1:23.935	27.609	29.752	26.574	74.730	70.938
10	16:22:32.805	1:28.607	30.007	35.747	22.853	78.305	80.561	10	16:22:42.854	1:28.328	28.197	36.293	23.838	74.897	84.095
11	16:23:47.833	1:15.028	25.773	28.347	20.908	91.055	80.368	11	16:24:16.067	1:33.213	40.434	30.845	21.934	85.487	84.095
(7) Mike CONNOR								(54) Howard GORDON							
1	16:10:22.914			29.370	21.704	86.368	86.927	1	16:10:38.570			35.261	24.198	76.172	72.943
2	16:11:40.257	1:17.343	25.925	29.897	21.521	83.157	85.596	2	16:12:05.099	1:26.529	28.410	33.672	24.447	73.989	71.927
3	16:12:59.747	1:19.490	26.122	30.886	22.482	83.054	86.814	3	16:13:31.365	1:26.266	28.695	33.432	24.139	77.851	73.022
4	16:14:20.200	1:20.453	26.230	31.282	22.941	72.706	78.580	4	16:15:02.101	1:30.736	28.403	36.536	25.797	68.130	70.050
5	16:15:41.992	1:21.792	28.168	31.324	22.300	83.157	83.467	5	16:16:28.764	1:26.663	28.847	34.111	23.705	79.323	73.664
6	16:17:00.279	1:18.287	25.825	30.575	21.887	88.884	77.313	6	16:20:41.539	4:12.775	28.140	33.814	3:10.821	78.123	41.786
7	16:18:17.207	1:16.928	25.785	30.113	21.030	90.564	87.837	7	16:22:28.182	1:46.643	35.526	37.474	33.643	59.335	48.348
8	16:19:32.407	1:15.200	24.910	28.981	21.309	90.320	87.153	8	16:23:58.731	1:30.549	33.917	32.910	23.722	79.230	74.813
9	16:21:09.680	1:37.273	29.993	37.164	30.116	42.233	71.467								
10	16:22:34.636	1:24.956	27.617	35.751	21.588	88.299	89.836								
11	16:23:48.006	1:13.370	24.858	28.078	20.434	91.055	87.153								
(74) Bruce WEIR															
1	16:10:29.562			31.247	22.303	82.543	83.989								
2	16:11:46.414	1:16.852	25.284	29.741	21.827	89.120	84.518								
3	16:13:03.799	1:17.385	24.931	30.462	21.992	90.932	85.925								
4	16:14:21.346	1:17.547	25.262	30.015	22.270	90.442	83.467								
5	16:15:39.600	1:18.254	25.846	30.148	22.260	88.649	84.200								
6	16:16:57.178	1:17.578	25.376	30.021	22.181	84.095	87.722								
7	16:18:14.810	1:17.632	24.987	30.033	22.612	84.518	78.950								

Clerk of the Course :

Orbits

Sig : Time :

Chief Timekeeper : Ian Sharp (SMART Timing)

www.mylaps.com

Results available at www.smart-timing.co.uk & www.mylaps.com

Licensed to: SMART Timing

Printed: 04/05/2015 08:58:07


Scottish Classics Championship

Knockhill 1.267 miles

Race 12 - 2nd Race

03/05/2015 15:55

Race (14 Laps) started at 16:09:03



Competitors	Laps											
	1	2	3	4	5	6	7	8	9	10	11	
Willy TOYE (44)	1	44	44	44	44	44	44	44	44	44	44	44
Stan BERNARD (4)	2	4	4	4	4	4	4	4	4	4	4	4
Mike CONNON (7)	3	7	7	32	32	32	32	32	32	32	32	32
Jim GRANT (22)	4	22	22	7	22	22	22	22	22	22	22	22
Alasdair COATES (32)	5	32	32	22	7	74	74	74	7	74	74	7
John KINMOND (63)	6	63	74	74	74	7	7	7	74	7	7	74
Bruce WEIR (74)	7	74	63	63	63	63	63	63	63	63	63	63
Matthew GORDON (50)	8	50	50	50	50	50	50	50	50	50	50	50
Bruce MITCHELL (57)	9	57	57	57	57	57	57	57	57	57	57	39
Howard GORDON (54)	10	54	39	39	39	39	39	39	39	39	39	57
Harry SIMPSON (39)	11	39	54	54	54	54	54	54	54			
-	12											
-	13											
-	14											
-	15											
-	16											
-	17											
-	18											

SMRC May Raceday

Sorted on Laps

Scottish Fiesta Championship

Knockhill 1.267 miles

Race 131- 2nd Race

03/05/2015 16:20

Race (15 Laps) started at 16:34:54

Pos	No.	Name	Make/Model	CC	Class Code	Laps	Total Tm	Diff	Best Tm	In Lap	Best Speed
1	31	George ORR	Ford Fiesta ST	2000	ST	10	13:33.294		1:09.120	5	65.984
2	1	Wayne MacAULEY	Ford Fiesta ST	2000	ST	10	13:34.358	1.064	1:09.019	4	66.081
3	7	Kevin WHYTE	Ford Fiesta ST	2000	ST	10	13:35.115	1.821	1:10.423	6	64.764
4	14	John BALFOUR	Ford Fiesta XR2	2000	ST	10	13:35.949	2.655	1:10.925	5	64.305
5	37	Russell MORGAN	Ford Fiesta ST	2000	ST	10	13:38.727	5.433	1:11.521	4	63.769
6	25	Andrew CHRISTIE	Ford Fiesta ST	2000	ST	10	13:42.198	8.904	1:10.366	6	64.816
7	50	Jim DEANS	Ford Fiesta XR2	1600	XR	10	13:45.086	11.792	1:12.860	6	62.597
8	24	Steven GRAY	Ford Fiesta XR2	1600	XR	10	13:45.709	12.415	1:12.428	6	62.971
9	55	Stephen WARD	Ford Fiesta ST	2000	ST	10	13:46.728	13.434	1:12.757	5	62.686
10	19	Josh ORR	Ford Fiesta XR2	1600	XRN	10	13:48.466	15.172	1:12.828	6	62.625
11	17	Gary WEBSTER	Ford Fiesta XR2	1600	XRN	10	13:49.774	16.480	1:15.167	6	60.676
12	22	Gavin BUTTERWORTH	Ford Fiesta XR2	1600	XRN	10	13:50.540	17.246	1:16.949	2	59.271
13	81	Graeme CUTHBERT	Ford Fiesta XR2	1600	XRN	9	13:37.663	1 Lap	1:22.943	5	54.988
14	28	David TAYLOR	Ford Fiesta XR2	1600	XRN	9	13:40.414	1 Lap	1:17.156	2	59.112

Not classified

DNS	51	Chris MILFORD	Ford Fiesta ST	2000	ST			DNS		0	-
-----	----	---------------	----------------	------	----	--	--	-----	--	---	---

Announcements

Laps 7 - 10 completed behind the Safety Car - Poor visibility with fog around the circuit.
Result declared at 10 Laps.

Margin of Victory	Avg. Speed	Best Lap Tm	Best Speed	Best Lap by
1.064	56.079	1:09.019	66.081	1 - Wayne MacAULEY

Clerk of the Course :

Orbits

Sig : Time :

Chief Timekeeper : Ian Sharp (SMART Timing)

www.mylaps.com

Results available at www.smart-timing.co.uk & www.mylaps.com

Licensed to: SMART Timing

Printed: 04/05/2015 09:01:54

SMRC May Raceday

Scottish Fiesta Championship

Knockhill 1.267 miles

Race 131- 2nd Race

03/05/2015 16:20

Race (15 Laps) started at 16:34:54

Lap	Time of Day	Lap Tm	S1	S2	S3	S3Spd	SFSpd	Lap	Time of Day	Lap Tm	S1	S2	S3	S3Spd	SFSpd
3	16:39:13.764	1:23.838	27.687	31.973	24.178	74.564	66.774								
4	16:40:37.048	1:23.284	27.535	31.301	24.448	74.813	66.443								
5	16:41:59.991	1:22.943	27.595	31.760	23.588	70.938	65.535								
6	16:43:25.059	1:25.068	28.165	32.613	24.290	72.549	65.216								
7	16:45:05.638	1:40.579	30.196	39.999	30.384	49.489	52.799								
8	16:46:49.209	1:43.571	32.856	38.246	32.469	45.160	46.863								
9	16:48:31.955	1:42.746	34.817	36.674	31.255	51.741	53.643								

(28) David TAYLOR

1	16:36:19.744			30.059	22.896	78.305	68.407
2	16:37:36.900	1:17.156	25.079	29.102	22.975	79.043	69.183
3	16:38:54.545	1:17.645	25.313	29.471	22.861	78.123	69.326
4	16:40:13.311	1:18.766	25.381	31.080	22.305	74.316	69.831
5	16:42:13.779	2:00.468	1:02.292	35.712	22.464	75.233	69.112
6	16:43:34.492	1:20.713	26.196	31.298	23.219	74.316	66.707
7	16:45:08.401	1:33.909	26.655	36.634	30.620	47.459	50.916
8	16:46:52.473	1:44.072	32.703	38.086	33.283	45.404	42.021
9	16:48:34.706	1:42.233	33.979	36.567	31.687	46.409	52.264

Clerk of the Course :

Orbits

Sig : Time :

Chief Timekeeper : Ian Sharp (SMART Timing)

Results available at www.smart-timing.co.uk & www.mylaps.com

www.mylaps.com

Licensed to: SMART Timing

Printed: 04/05/2015 09:02:07

Page 2/2


Scottish Fiesta Championship

Knockhill 1.267 miles

Race 131- 2nd Race

03/05/2015 16:20

Race (15 Laps) started at 16:34:54



Competitors	Laps										
	1	2	3	4	5	6	7	8	9	10	
George ORR (31)	1	31	31	31	31	31	31	31	31	31	31
Wayne MacAULEY (1)	2	1	1	1	1	1	1	1	1	1	1
Kevin WHYTE (7)	3	7	7	7	7	7	7	7	7	7	7
John BALFOUR (14)	4	14	14	14	14	14	14	14	14	14	14
Jim DEANS (50)	5	50	50	50	37	37	37	37	37	37	37
Steven GRAY (24)	6	24	37	37	50	50	25	25	25	25	25
Russell MORGAN (37)	7	37	24	24	24	25	50	50	50	50	50
Stephen WARD (55)	8	55	25	25	25	24	24	24	24	24	24
Josh ORR (19)	9	19	55	55	55	55	55	55	55	55	55
Andrew CHRISTIE (25)	10	25	19	19	19	19	19	19	19	19	19
Gary WEBSTER (17)	11	17	17	17	17	17	17	17	17	17	17
David TAYLOR (28)	12	28	28	28	22	22	22	22	22	22	22
Gavin BUTTERWORTH (22)	13	22	22	22	28	81	81	81	81	81	81
Graeme CUTHBERT (81)	14	81	81	81	81	28	28	28	28	28	28
-	15										

Knockhill

3rd May 2015

Mayday race meeting



No further racing – Poor visibility

Circuit fogbound again ! !

S.M.A.R.T.

Scottish Motorsports Automatic Race Timing

Ravenslea, Melrose Road, Galashiels, TD1 2AT

Telephone : 01896 – 752447