

Knockhill

5th April 2015

Spring Raceday



S.M.A.R.T.

Scottish Motorsports Automatic Race Timing

Ravenslea, Melrose Road, Galashiels, TD1 2AT

Telephone : 01896 – 752447

No timed qualifying

Circuit fogbound !



Race 1 grids based on 2014 Championship positions with new Drivers to back in numerical order

S.M.A.R.T.

Scottish Motorsports Automatic Race Timing

Ravenslea, Melrose Road, Galashiels, TD1 2AT

Telephone : 01896 – 752447

Date : 06/04/2015
Time : 18:58

Scottish Motorsports Automatic Race Timing (S.M.A.R.T)

Telephone 01896 752 447

Grid Sheet

Race 1 - Scottish Formula Ford 1600 Championship - 1st Race

Start Time :
Finish Time :

Road :
Weather :

FRONT

Group B

Position No. 2	<input type="text" value="78"/>
Position No. 4	<input type="text" value="3"/>
Position No. 6	<input type="text" value="41"/>
Position No. 8	<input type="text" value="79"/>
Position No. 10	<input type="text" value="70"/>
Position No. 12	<input type="text" value="25"/>
Position No. 14	<input type="text"/>
Position No. 16	<input type="text"/>
Position No. 18	<input type="text"/>
Position No. 20	<input type="text"/>
Position No. 22	<input type="text"/>
Position No. 24	<input type="text"/>
Position No. 26	<input type="text"/>
Position No. 28	<input type="text"/>

Group A

Position No. 1	<input type="text" value="33"/>
Position No. 3	<input type="text" value="92"/>
Position No. 5	<input type="text" value="6"/>
Position No. 7	<input type="text" value="16"/>
Position No. 9	<input type="text" value="77"/>
Position No. 11	<input type="text" value="22"/>
Position No. 13	<input type="text" value="50"/>
Position No. 15	<input type="text"/>
Position No. 17	<input type="text"/>
Position No. 19	<input type="text"/>
Position No. 21	<input type="text"/>
Position No. 23	<input type="text"/>
Position No. 25	<input type="text"/>
Position No. 27	<input type="text"/>

POLE

Date : 06/04/2015
Time : 18:59

Scottish Motorsports Automatic Race Timing (S.M.A.R.T)

Telephone 01896 752 447

Grid Sheet

Race 2 - Celtic Speed Mini Cooper Cup - 1st Race - AMENDED GRID

Start Time :
Finish Time :

Road :
Weather :

FRONT

Group B

Position No. 2	70
Position No. 4	23
Position No. 6	27
Position No. 8	89
Position No. 10	87
Position No. 12	6
Position No. 14	11
Position No. 16	30
Position No. 18	74
Position No. 20	91
Position No. 22	
Position No. 24	
Position No. 26	
Position No. 28	

Group A

Position No. 1	1
Position No. 3	3
Position No. 5	29
Position No. 7	38
Position No. 9	8
Position No. 11	5
Position No. 13	26
Position No. 15	7
Position No. 17	47
Position No. 19	77
Position No. 21	98
Position No. 23	
Position No. 25	
Position No. 27	

POLE

Date : 06/04/2015
Time : 19:00

Scottish Motorsports Automatic Race Timing (S.M.A.R.T)

Telephone 01896 752 447

Grid Sheet

Race 4 - Scottish Sports & Saloon Cars Championship - 1st Race - AMENDED GRID

Start Time :
Finish Time :

Road :
Weather :

FRONT

			<i>POLE</i>
Position No. 2	55	Position No. 1	54
Position No. 4	50	Position No. 3	4
Position No. 6	79	Position No. 5	59
Position No. 8	8	Position No. 7	88
Position No. 10	18	Position No. 9	6
Position No. 12	35	Position No. 11	23
Position No. 14	44	Position No. 13	36
Position No. 16	89	Position No. 15	51
Position No. 18	97	Position No. 17	99
Position No. 20	93	Position No. 19	94
Position No. 22		Position No. 21	
Position No. 24		Position No. 23	
Position No. 26		Position No. 25	
Position No. 28		Position No. 27	

Date : 06/04/2015
Time : 19:01

Scottish Motorsports Automatic Race Timing (S.M.A.R.T)

Telephone 01896 752 447

Grid Sheet

Race 5 - Scottish Classic Sports & Saloon Cars Championship - 1st Race

Start Time :
Finish Time :

Road :
Weather :

FRONT

			<i>POLE</i>
Position No. 2	<input type="text" value="39"/>	Position No. 1	<input type="text" value="49"/>
Position No. 4	<input type="text" value="21"/>	Position No. 3	<input type="text" value="41"/>
Position No. 6	<input type="text" value="7"/>	Position No. 5	<input type="text" value="14"/>
Position No. 8	<input type="text" value="68"/>	Position No. 7	<input type="text" value="32"/>
Position No. 10	<input type="text" value="54"/>	Position No. 9	<input type="text" value="24"/>
Position No. 12	<input type="text"/>	Position No. 11	<input type="text"/>
Position No. 14	<input type="text"/>	Position No. 13	<input type="text"/>
Position No. 16	<input type="text"/>	Position No. 15	<input type="text"/>
Position No. 18	<input type="text"/>	Position No. 17	<input type="text"/>
Position No. 20	<input type="text"/>	Position No. 19	<input type="text"/>
Position No. 22	<input type="text"/>	Position No. 21	<input type="text"/>
Position No. 24	<input type="text"/>	Position No. 23	<input type="text"/>
Position No. 26	<input type="text"/>	Position No. 25	<input type="text"/>
Position No. 28	<input type="text"/>	Position No. 27	<input type="text"/>

Date : 06/04/2015
Time : 19:02

Scottish Motorsports Automatic Race Timing (S.M.A.R.T)

Telephone 01896 752 447

Grid Sheet

Race 6 - Scottish Fiesta Championship - 1st Race

Start Time :
Finish Time :

Road :
Weather :

FRONT

			<i>POLE</i>
Position No. 2	<input type="text" value="61"/>	Position No. 1	<input type="text" value="4"/>
Position No. 4	<input type="text" value="7"/>	Position No. 3	<input type="text" value="25"/>
Position No. 6	<input type="text" value="31"/>	Position No. 5	<input type="text" value="55"/>
Position No. 8	<input type="text" value="67"/>	Position No. 7	<input type="text" value="51"/>
Position No. 10	<input type="text" value="24"/>	Position No. 9	<input type="text" value="14"/>
Position No. 12	<input type="text" value="15"/>	Position No. 11	<input type="text" value="50"/>
Position No. 14	<input type="text"/>	Position No. 13	<input type="text" value="81"/>
Position No. 16	<input type="text"/>	Position No. 15	<input type="text"/>
Position No. 18	<input type="text"/>	Position No. 17	<input type="text"/>
Position No. 20	<input type="text"/>	Position No. 19	<input type="text"/>
Position No. 22	<input type="text"/>	Position No. 21	<input type="text"/>
Position No. 24	<input type="text"/>	Position No. 23	<input type="text"/>
Position No. 26	<input type="text"/>	Position No. 25	<input type="text"/>
Position No. 28	<input type="text"/>	Position No. 27	<input type="text"/>

Date : 06/04/2015
Time : 19:03

Scottish Motorsports Automatic Race Timing (S.M.A.R.T)

Telephone 01896 752 447

Grid Sheet

Race 7 - 1st Race Scottish BMW Compact Cup (Group A & Group B)

Start Time :
Finish Time :

Road :
Weather :

FRONT

Group B

Position No. 2	61
Position No. 4	83
Position No. 6	23
Position No. 8	4
Position No. 10	75
Position No. 12	68
Position No. 14	8
Position No. 16	17
Position No. 18	44
Position No. 20	78
Position No. 22	87
Position No. 24	91
Position No. 26	
Position No. 28	

Group A

Position No. 1	2
Position No. 3	72
Position No. 5	85
Position No. 7	21
Position No. 9	77
Position No. 11	90
Position No. 13	59
Position No. 15	7
Position No. 17	16
Position No. 19	40
Position No. 21	67
Position No. 23	81
Position No. 25	
Position No. 27	

POLE

Date : 06/04/2015
Time : 19:03

Scottish Motorsports Automatic Race Timing (S.M.A.R.T)

Telephone 01896 752 447

Grid Sheet

Race 12 - 2nd Race Scottish BMW Compact Cup (Group B & Group C)

Start Time :
Finish Time :

Road :
Weather :

FRONT

Group C

Position No. 2	92
Position No. 4	89
Position No. 6	45
Position No. 8	69
Position No. 10	63
Position No. 12	76
Position No. 14	6
Position No. 16	14
Position No. 18	18
Position No. 20	35
Position No. 22	79
Position No. 24	84
Position No. 26	
Position No. 28	

Group B

Position No. 1	61
Position No. 3	83
Position No. 5	23
Position No. 7	4
Position No. 9	75
Position No. 11	68
Position No. 13	8
Position No. 15	17
Position No. 17	44
Position No. 19	78
Position No. 21	87
Position No. 23	91
Position No. 25	
Position No. 27	

POLE

Date : 06/04/2015
Time : 19:04

Scottish Motorsports Automatic Race Timing (S.M.A.R.T)

Telephone 01896 752 447

Grid Sheet

Race 17 - 3rd Race Scottish BMW Compact Cup (Group C & Group A)

Start Time :
Finish Time :

Road :
Weather :

FRONT

Group A

Position No. 2	<input type="text" value="2"/>
Position No. 4	<input type="text" value="72"/>
Position No. 6	<input type="text" value="85"/>
Position No. 8	<input type="text" value="21"/>
Position No. 10	<input type="text" value="77"/>
Position No. 12	<input type="text" value="90"/>
Position No. 14	<input type="text" value="59"/>
Position No. 16	<input type="text" value="7"/>
Position No. 18	<input type="text" value="16"/>
Position No. 20	<input type="text" value="40"/>
Position No. 22	<input type="text" value="67"/>
Position No. 24	<input type="text" value="81"/>
Position No. 26	<input type="text"/>
Position No. 28	<input type="text"/>

Group C

Position No. 1	<input type="text" value="92"/>
Position No. 3	<input type="text" value="89"/>
Position No. 5	<input type="text" value="45"/>
Position No. 7	<input type="text" value="69"/>
Position No. 9	<input type="text" value="63"/>
Position No. 11	<input type="text" value="76"/>
Position No. 13	<input type="text" value="6"/>
Position No. 15	<input type="text" value="14"/>
Position No. 17	<input type="text" value="18"/>
Position No. 19	<input type="text" value="35"/>
Position No. 21	<input type="text" value="79"/>
Position No. 23	<input type="text" value="84"/>
Position No. 25	<input type="text"/>
Position No. 27	<input type="text"/>

POLE

SMRC Spring Raceday

Sorted on Laps

Scottish Formula Ford 1600 Championship

Knockhill 1.267 miles

Race 1 - 1st Race

05/04/2015 10:40

Race (10 Laps) started at 12:20:49

Pos	No.	Name	Make/Model	CC	Class Code	Laps	Total Tm	Diff	Best Tm	In Lap	Best Speed
1	78	Adam MacKAY	Ray GR09	1600	FF16A	10	9:21.148		55.367	6	82.375
2	33	Jordan GRONKOWSKI	Van Diemen RF90	1600	FF16A	10	9:23.074	1.926	55.267	5	82.524
3	25	Neil MacLENNAN	Ray GR09	1600	FF16A-N	10	9:26.185	5.037	55.069	4	82.820
4	92	Matthew CHISHOLM	Van Diemen RF92	1600	FF16B	10	9:28.313	7.165	56.042	6	81.383
5	3	Neil BROOME	Swift SC93C	1600	FF16B	10	9:34.544	13.396	56.619	3	80.553
6	50	Jamie THORBURN	Ray GR15	1600	FF16A-N	10	9:41.768	20.620	56.677	9	80.471
7	6	Sebastian MELROSE	Ray GR14	1600	FF16A-N	10	9:43.477	22.329	56.373	7	80.905
8	41	Colin TURNER	Van Diemen RF93	1600	FF16B	10	9:51.047	29.899	57.696	7	79.050
9	16	Ivor MAIRS	Mondiale	1600	FF16B	10	9:56.365	35.217	58.352	7	78.161
10	22	Fergus MCINTYRE	Ray GR05	1600	FF16A-N	10	9:56.746	35.598	58.039	10	78.582
11	77	Fraser GRAY	Ray GR14	1600	FF16A-N	10	9:59.677	38.529	58.460	9	78.016
12	79	Phil HOOKER	Ray GR14	1600	FF16A-N	10	10:09.827	48.679	57.462	7	79.371

Not classified

DNF	70	David THORBURN	Ray GR15	1600	FF16A	9	9:45.592	DNF	57.248	8	79.668
-----	----	----------------	----------	------	-------	---	----------	-----	--------	---	--------

Announcements

New Track Record (56.229) for SMRC FF1600 (B) by Matthew CHISHOLM.

Margin of Victory	Avg. Speed	Best Lap Tm	Best Speed	Best Lap by
1.926	81.277	55.069	82.820	25 - Neil MacLENNAN

Clerk of the Course.

Orbits

Sig : Time :

Chief Timekeeper : Ian Sharp (SMART Timing)

www.mylaps.com

Results available at www.smart-timing.co.uk and www.mylaps.com

Licensed to: SMART Timing

Printed: 04/05/2015 10:30:21

SMRC Spring Raceday

Scottish Formula Ford 1600 Championship

Knockhill 1.267 miles

Race 1 - 1st Race

05/04/2015 10:40

Race (10 Laps) started at 12:20:49

Lap	Time of Day	Lap Tm	S1	S2	S3	S3Spd	SFSpd	Lap	Time of Day	Lap Tm	S1	S2	S3	S3Spd	SFSpd
3	12:23:50.951	57.547	18.501	21.711	17.335	101.678	92.562								
4	12:24:48.663	57.712	18.508	21.668	17.536	102.454	90.809								
5	12:25:47.000	58.337	18.841	22.055	17.441	101.832	91.427								
6	12:27:41.182	1:54.182	1:11.504	24.668	18.010	100.310	90.442								
7	12:28:40.141	58.959	19.270	21.752	17.937	102.768	92.308								
8	12:29:37.389	57.248	18.682	21.277	17.289	103.561	92.181								
9	12:30:34.915	57.526	18.460	21.640	17.426	102.926	91.802								

Clerk of the Course.

Orbits

Sig : Time :

Chief Timekeeper : Ian Sharp (SMART Timing)

Results available at www.smart-timing.co.uk and www.mylaps.com

www.mylaps.com

Licensed to: SMART Timing

Printed: 04/05/2015 10:30:49

Page 2/2


Scottish Formula Ford 1600 Championship

Knockhill 1.267 miles

Race 1 - 1st Race

05/04/2015 10:40

Race (10 Laps) started at 12:20:49



Competitors	Laps										
	1	2	3	4	5	6	7	8	9	10	
Adam MacKAY (78)	1	78	78	78	78	78	78	78	78	78	78
Jordan GRONKOWSKI (33)	2	33	33	33	33	33	33	33	33	33	33
Matthew CHISHOLM (92)	3	92	92	92	92	92	92	25	25	25	
Neil BROOME (3)	4	3	3	3	3	25	25	25	92	92	92
Colin TURNER (41)	5	41	25	25	25	3	3	3	3	3	3
Phil HOOKER (79)	6	79	70	70	50	50	50	50	50	50	50
Neil MacLENNAN (25)	7	25	41	50	70	70	6	6	6	6	6
Ivor MAIRS (16)	8	16	50	6	6	6	79	79	41	41	41
David THORBURN (70)	9	70	79	41	79	79	41	41	16	16	16
Jamie THORBURN (50)	10	50	6	79	41	41	16	16	22	22	22
Sebastian MELROSE (6)	11	6	16	16	16	16	22	22	77	77	77
Fergus MCINTYRE (22)	12	22	22	22	22	22	77	77	79	79	79
Fraser GRAY (77)	13	77	77	77	77	77	70	70	70	70	

SMRC Spring Raceday

Scottish Formula Ford 1600 Championship

Knockhill 1.267 miles

Race 8 - 2nd Race

05/04/2015 14:05

Race (10 Laps) started at 14:36:54

POLE POSITION

2
33 Jordan GRONKOWSKI

4
92 Matthew CHISHOLM

6
50 Jamie THORBURN

8
41 Colin TURNER

10
22 Fergus MCINTYRE

12
79 Phil HOOKER

1
78 Adam MacKAY

3
25 Neil MacLENNAN

5
3 Neil BROOME

7
6 Sebastian MELROSE

9
16 Ivor MAIRS

11
77 Fraser GRAY

13
70 David THORBURN

1

2

3

4

5

6

7

Clerk of the Course.

Orbits

Sig : Time :

Chief Timekeeper : Ian Sharp (SMART Timing)

Results available at www.smart-timing.co.uk and www.mylaps.com

www.mylaps.com

Licensed to: SMART Timing

Printed: 04/05/2015 10:31:20

SMRC Spring Raceday

Sorted on Laps

Celtic Speed Mini Cooper Cup

Knockhill 1.267 miles

Race 2 - 1st Race - AMENDED RESULT

05/04/2015 11:00

Race (7 Laps) started at 12:39:34

Pos	No.	Name	Make/Model	CC	Class Code	Laps	Total Tm	Diff	Best Tm	In Lap	Best Speed
1	70	Oliver MORTIMER	Mini Cooper	1600	SM	7	7:29.892		1:02.919	3	72.487
2	27	Lewis CARTER	Mini Cooper	1600	SM	7	7:30.615	0.723	1:03.021	7	72.370
3	89	Shane STONEY	Mini Cooper	1600	SM	7	7:31.523	1.631	1:03.185	5	72.182
4	23	Ian MUNRO	Mini Cooper	1600	SM	7	7:32.547	2.655	1:03.585	4	71.728
5	29	Chris REID	Mini Cooper	1600	SM	7	7:32.812	2.920	1:03.629	4	71.679
6	1	Kenneth THIRLWALL	Mini Cooper	1600	SM	7	7:35.310	5.418	1:03.436	2	71.897
7	3	Joe TANNER	Mini Cooper	1600	SM	7	7:36.027	6.135	1:03.077	7	72.306
8	5	Des WHEATLEY	Mini Cooper	1600	SM	7	7:37.404	7.512	1:04.047	3	71.211
9	8	Hannah CHAPMAN	Mini Cooper	1600	SM L	7	7:37.666	7.774	1:04.081	4	71.173
10	11	Morgan MURRAY	Mini Cooper	1600	SMN	7	7:42.259	12.367	1:04.474	3	70.739
11	6	Daniel DREELAN	Mini Cooper	1600	SM	7	7:42.382	12.490	1:04.533	6	70.675
12	38	Scott FORBES	Mini Cooper	1600	SM	7	7:42.479	12.587	1:04.755	3	70.432
13	26	William BLAKE	Mini Cooper	1600	SMN	7	7:44.015	14.123	1:04.629	5	70.570
14	30	Callum DRYBURGH	Mini Cooper	1600	SM	7	7:44.684	14.792	1:04.031	7	71.229
15	91	Robbie DALGLEISH	Mini Cooper	1600	SMN	7	7:45.152	15.260	1:04.322	3	70.906
16	77	Adrian BLANTFORD	Mini Cooper	1600	SMN	7	7:45.924	16.032	1:04.528	3	70.680
17	74	Ian WALSH	Mini Cooper	1600	SMN	7	7:46.073	16.181	1:04.520	6	70.689
18	47	Reis ROBERTSON	Mini Cooper	1600	SMN	7	7:47.307	17.415	1:04.925	6	70.248
19	98	Brandon WALSH	Mini Cooper	1600	SMN	7	7:56.955	27.063	1:04.653	5	70.543
20	87	Paul BELL	Mini Cooper	1600	SM	7	7:58.363	28.471	1:03.593	7	71.719
21	7	Jonny DREELAN	Mini Cooper	1600	SMN	7	8:22.313	52.421	1:06.019	5	69.084

Announcements

13:40 AMENDED RESULT - Car No.6 Racetime includes 6 second time penalty breach of Regulation C.2.3

Margin of Victory	Avg. Speed	Best Lap Tm	Best Speed	Best Lap by
0.723	70.963	1:02.919	72.487	70 - Oliver MORTIMER

Clerk of the Course.

Orbits

Sig : Time :

Chief Timekeeper : Ian Sharp (SMART Timing)

www.mylaps.com

Results available at www.smart-timing.co.uk and www.mylaps.com

Licensed to: SMART Timing

Printed: 04/05/2015 10:17:35

SMRC Spring Raceday

Celtic Speed Mini Cooper Cup

Knockhill 1.267 miles

Race 2 - 1st Race - AMENDED RESULT

05/04/2015 11:00

Race (7 Laps) started at 12:39:34

Lap	Time of Day	Lap Tm	S1	S2	S3	S3Spd	SFSpd	Lap	Time of Day	Lap Tm	S1	S2	S3	S3Spd	SFSpd
3	12:43:01.220	1:04.668	20.987	24.159	19.522	86.814	76.694								
4	12:44:05.983	1:04.763	21.053	24.225	19.485	87.722	76.958								
5	12:45:10.837	1:04.854	20.990	24.242	19.622	86.702	76.000								
6	12:46:15.357	1:04.520	20.520	24.191	19.809	87.040	76.519								
7	12:47:20.116	1:04.759	20.834	24.368	19.557	86.814	76.958								

(47) Reis ROBERTSON

1	12:40:48.562			24.878	19.754	86.035	76.870
2	12:41:55.550	1:06.988	21.523	24.606	20.859	84.518	76.086
3	12:43:00.544	1:04.994	21.304	24.014	19.676	86.814	76.432
4	12:44:05.645	1:05.101	21.401	24.174	19.526	87.380	76.958
5	12:45:11.188	1:05.543	20.983	24.552	20.008	83.467	76.694
6	12:46:16.113	1:04.925	20.883	24.399	19.643	86.702	76.782
7	12:47:21.350	1:05.237	21.329	24.358	19.550	86.702	76.958

(98) Brandon WALSH

1	12:40:56.431		28.726	28.130	21.522	71.850	68.407
2	12:42:05.022	1:08.591	22.074	26.042	20.475	79.043	72.314
3	12:43:11.192	1:06.170	21.311	24.963	19.896	83.260	74.399
4	12:44:16.399	1:05.207	20.866	24.699	19.642	84.839	75.657
5	12:45:21.052	1:04.653	20.626	24.329	19.698	85.487	76.000
6	12:46:26.170	1:05.118	20.833	24.627	19.658	85.706	76.259
7	12:47:30.998	1:04.828	20.708	24.545	19.575	86.035	76.259

(87) Paul BELL

1	12:41:09.021			25.621	19.583	83.675	75.828
2	12:42:13.699	1:04.678	20.937	24.299	19.442	84.732	75.742
3	12:43:17.616	1:03.917	20.636	23.966	19.315	85.487	75.914
4	12:44:21.442	1:03.826	20.601	23.946	19.279	85.706	76.259
5	12:45:25.121	1:03.679	20.434	23.953	19.292	85.815	76.172
6	12:46:28.813	1:03.692	20.467	23.907	19.318	85.815	76.345
7	12:47:32.406	1:03.593	20.418	23.908	19.267	86.146	75.914

(7) Jonny DREELAN

1	12:41:17.096			26.366	20.390	82.543	74.647
2	12:42:23.841	1:06.745	21.774	24.924	20.047	84.306	74.981
3	12:43:31.095	1:07.254	21.842	25.305	20.107	83.467	75.402
4	12:44:37.826	1:06.731	21.843	24.993	19.895	84.095	75.572
5	12:45:43.845	1:06.019	21.003	25.002	20.014	84.306	75.317
6	12:46:50.097	1:06.252	21.566	24.779	19.907	84.946	74.897
7	12:47:56.356	1:06.259	21.429	24.791	20.039	84.839	74.647

Clerk of the Course.

Orbits

Sig : Time :
 Chief Timekeeper : Ian Sharp (SMART Timing)
 Results available at www.smart-timing.co.uk and www.mylaps.com

www.mylaps.com
 Licensed to: SMART Timing


Celtic Speed Mini Cooper Cup

Knockhill 1.267 miles

Race 2 - 1st Race - AMENDED RESULT

05/04/2015 11:00

Race (7 Laps) started at 12:39:34



Competitors	Laps						
	1	2	3	4	5	6	7
Kenneth THIRLWALL (1)	1	1	3	70	70	70	70
Joe TANNER (3)	2	3	70	3	3	3	3
Oliver MORTIMER (70)	3	70	70	27	27	27	27
Chris REID (29)	4	29	27	89	89	89	89
Lewis CARTER (27)	5	27	23	23	23	23	23
Ian MUNRO (23)	6	23	89	29	29	29	29
Shane STONEY (89)	7	89	29	8	8	1	1
Des WHEATLEY (5)	8	5	8	1	1	5	5
Hannah CHAPMAN (8)	9	8	5	5	5	8	8
Daniel DREELAN (6)	10	6	26	11	11	11	11
William BLAKE (26)	11	26	6	6	6	38	38
Scott FORBES (38)	12	38	11	38	38	6	6
Morgan MURRAY (11)	13	11	38	26	26	26	26
Adrian BLANTFORD (77)	14	77	77	77	77	91	30
Reis ROBERTSON (47)	15	47	30	30	91	30	30
Callum DRYBURGH (30)	16	30	91	91	30	91	77
Robbie DALGLEISH (91)	17	91	47	47	47	74	74
Ian WALSH (74)	18	74	74	74	74	47	47
Brandon WALSH (98)	19	98	98	98	98	98	98
Paul BELL (87)	20	87	87	87	87	87	87
Jonny DREELAN (7)	21	7	7	7	7	7	7

SMRC Spring Raceday

Celtic Speed Mini Cooper Cup

Race 9 - 2nd Race

Race (7 Laps) started at 14:57:10

Knockhill 1.267 miles

05/04/2015 14:25

POLE POSITION

2
27 Lewis CARTER

4
23 Ian MUNRO

6
1 Kenneth THIRLWALL

8
5 Des WHEATLEY

10
11 Morgan MURRAY

12
38 Scott FORBES

14
30 Callum DRYBURGH

16
77 Adrian BLANTFORD

18
47 Reis ROBERTSON

20
87 Paul BELL

1
70 Oliver MORTIMER

3
89 Shane STONEY

5
29 Chris REID

7
3 Joe TANNER

9
8 Hannah CHAPMAN

11
6 Daniel DREELAN

13
26 William BLAKE

15
91 Robbie DALGLEISH

17
74 Ian WALSH

19
98 Brandon WALSH

1

2

3

4

5

6

7

8

9

10

Clerk of the Course.

Orbits

Sig : Time :

Chief Timekeeper : Ian Sharp (SMART Timing)

Results available at www.smart-timing.co.uk and www.mylaps.com

www.mylaps.com

Licensed to: SMART Timing

SMRC Spring Raceday

Celtic Speed Mini Cooper Cup

Knockhill 1.267 miles

Race 9 - 2nd Race

05/04/2015 14:25

Race (7 Laps) started at 14:57:10



21

7 Jonny DREELAN

11

SMRC Spring Raceday

Sorted on Laps

Scottish Legends Championship

Knockhill 1.267 miles

Race 3 - Heat 1

05/04/2015 11:20

Race (6 Laps) started at 12:53:43

Pos	No.	Name	Make/Model	CC	Class Code	Laps	Total Tm	Diff	Best Tm	In Lap	Best Speed
1	1	John PATERSON	Ford Coupe	1250	L	6	6:11.279		1:00.205	3	75.755
2	6	David HUNTER	Ford Coupe	1250	L	6	6:13.336	2.057	1:00.379	3	75.537
3	7	Ross MARSHALL	Ford Coupe	1250	LT	6	6:13.446	2.167	1:00.508	3	75.376
4	2	Steven McGILL	Ford Coupe	1250	L	6	6:16.213	4.934	1:00.872	3	74.925
5	37	Ivor GREENWOOD	Ford Coupe	1250	L	6	6:23.025	11.746	1:02.078	3	73.470
6	31	Euan McKAY	Ford Coupe	1250	LT	6	6:25.966	14.687	1:00.371	5	75.547
7	17	Billy WAIT	Ford Coupe	1250	L	6	6:28.982	17.703	1:03.565	5	71.751
8	83	Grant SMITH	Chevy Sedan	1250	LR	6	6:32.901	21.622	1:02.826	5	72.595
9	58	Mark CUMMING	Ford Coupe	1250	LR	6	6:34.329	23.050	1:03.439	5	71.893
10	44	John TAYLOR	Chevy Sedan	1250	LR	6	6:37.152	25.873	1:04.114	3	71.136
11	38	Pino PALLAZZO	Ford Sedan	1250	LT	6	6:42.459	31.180	1:03.188	3	72.179
12	4	David NEWALL	Ford Coupe	1250	LT	6	6:46.116	34.837	1:01.308	2	74.392
13	16	John BUSHBY	Chevy Sedan	1250	L	6	6:46.430	35.151	1:03.553	3	71.764
14	3	Ian McLEISH	Ford Coupe	1250	LR	6	6:49.570	38.291	1:04.251	4	70.985
15	68	Will NEAL	Ford Coupe	1250	LR	5	6:12.146	1 Lap	1:03.697	2	71.602

Margin of Victory	Avg. Speed	Best Lap Tm	Best Speed	Best Lap by
2.057	73.705	1:00.205	75.755	1 - John PATERSON

Clerk of the Course.

Orbits

Sig : Time :

Chief Timekeeper : Ian Sharp (SMART Timing)

www.mylaps.com

Results available at www.smart-timing.co.uk and www.mylaps.com

Licensed to: SMART Timing

Printed: 04/05/2015 10:32:26


Scottish Legends Championship

Knockhill 1.267 miles

Race 3 - Heat 1

05/04/2015 11:20

Race (6 Laps) started at 12:53:43



Competitors		Laps						
		0	1	2	3	4	5	6
Ross MARSHALL (7)	1	7	7	1	1	1	1	1
Ivor GREENWOOD (37)	2	37	31	7	7	7	7	6
Billy WAIT (17)	3	17	37	6	6	6	6	7
Pino PALLAZZO (38)	4	38	6	37	2	2	2	2
David HUNTER (6)	5	6	1	2	37	37	37	37
Euan McKAY (31)	6	31	2	17	38	38	38	31
John BUSHBY (16)	7	16	17	38	17	17	17	17
John PATERSON (1)	8	1	38	4	4	31	31	83
David NEWALL (4)	9	4	83	83	83	83	83	58
Steven McGILL (2)	10	2	3	68	68	4	58	44
Ian McLEISH (3)	11	3	68	58	58	58	44	38
Will NEAL (68)	12	68	4	44	31	44	4	4
Grant SMITH (83)	13	83	58	31	44	3	16	16
Mark CUMMING (58)	14	58	44	3	3	16	3	3
John TAYLOR (44)	15	44	16	16	16	68	68	

SMRC Spring Raceday

Sorted on Laps

Scottish Saloon & Sportscar Championship

Knockhill 1.267 miles

Race 4 - 1st Race - AMENDED RESULT

05/04/2015 11:45

Race (10 Laps) started at 13:10:17

Pos	No.	Name	Make/Model	CC	Class	Laps	Total Tm	Diff	Best Tm	In Lap	Best Speed
1	88	Ian DONALDSON	Mitsubishi Evo	2000	A1	10	9:18.476		54.133	7	84.252
2	51	Roddie PATERSON	Caterham	2300	A3	10	9:18.885	0.409	53.164	10	85.788
3	54	Andrew MORRISON	Seat Leon Cupra	1994	A2	10	9:27.921	9.445	55.432	4	82.278
4	79	Paul BRYDON	BMW M3	3200T	A2	10	9:40.911	22.435	55.578	7	82.062
5	8	Finlay CROCKER	Seat Leon Eurocup	2000	A2	10	9:41.474	22.998	55.539	8	82.120
6	6	Phil DRYBURGH	Ginetta G50	4500	A2	10	9:46.482	28.006	55.604	8	82.024
7	35	Andrew MACKIE	Mitsubishi Evo		B1	10	9:49.784	31.308	57.413	8	79.439
8	4	Mark DAWSON	VW Corrado	1900	B1	10	9:56.715	38.239	58.309	9	78.218
9	50	Alister ROBERTSON	Ginetta G50	3500	A2	10	10:08.636	50.160	56.798	3	80.299
10	36	Matt COLLINS	Porsche Cayman	3400	A2	10	10:12.000	53.524	57.543	5	79.260
11	59	Gary WAIT	Ford Sierra Cosworth	2000	A2	10	10:14.071	55.595	58.388	2	78.113
12	99	John WILSON	Ford Focus RS	2500	B1	10	10:15.619	57.143	59.270	2	76.950
13	89	William ROBSON	Ford Focus RS	2500	B1	9	9:33.208	1 Lap	1:01.815	7	73.782
14	23	Brian MELDRUM	Seat Leon Sport		B1	9	9:40.241	1 Lap		0	-
15	9	Martin McGEOUGH	Ginetta G40	1800	B1	9	9:52.350	1 Lap	1:02.797	3	72.628
16	97	Oilly ROSS	Mazda MX5	1600	MX5	9	10:19.426	1 Lap	1:06.590	4	68.491
17	94	Ross TAYLOR	Mazda MX5	1600	MX5	8	9:40.023	2 Laps	1:08.992	8	66.107
18	93	David SMAIL	Mazda MX5	1600	MX5	8	10:07.131	2 Laps	1:11.605	5	63.694

Not classified (80% = 8 Laps)

55	Fiona KINDNESS	Subaru Impreza	2350	A1	7	9:44.633	3 Laps	57.328	4	79.557
----	----------------	----------------	------	----	---	----------	--------	--------	---	--------

Announcements

New Track Record (1:06.590) for SMRC Mazda MX5 by Oilly ROSS.

New Track Record (53.164) for SMRC Sports/Sal. (A3) by Roddie PATERSON.

25/04/15 AMENDED RESULT - Car No.79 re-classified.

Margin of Victory	Avg. Speed	Best Lap Tm	Best Speed	Best Lap by
0.409	81.666	53.164	85.788	51 - Roddie PATERSON

Clerk of the Course.

Orbits

Sig : Time :

Chief Timekeeper : Ian Sharp (SMART Timing)

www.mylaps.com

Results available at www.smart-timing.co.uk and www.mylaps.com

Licensed to: SMART Timing

Printed: 04/05/2015 10:34:41

SMRC Spring Raceday

Scottish Saloon & Sportscar Championship

Knockhill 1.267 miles

Race 4 - 1st Race - AMENDED RESULT

05/04/2015 11:45

Race (10 Laps) started at 13:10:17

Lap	Time of Day	Lap Tm	S1	S2	S3	S3Spd	SFSpd	Lap	Time of Day	Lap Tm	S1	S2	S3	S3Spd	SFSpd
3	13:13:35.262	1:02.715	19.806	24.018	18.891	105.515	86.814								
4	13:14:38.055	1:02.793	20.577	24.044	18.172	102.926	99.714								
5	13:15:40.149	1:02.094	19.670	24.371	18.053	102.298	101.218								
6	13:16:42.630	1:02.481	20.343	24.145	17.993	106.015	100.762								
7	13:17:44.445	1:01.815	20.162	23.764	17.889	105.681	98.254								
8	13:18:47.650	1:03.205	20.910	24.323	17.972	107.544	99.566								
9	13:19:50.530	1:02.880	20.296	24.029	18.555	105.349	98.543								

(23) Brian MELDRUM

1	13:11:36.142						89.002
2	13:12:39.424	1:03.282					89.836
3	13:13:41.606	1:02.182					77.224
4	13:14:43.439	1:01.833					78.488
5	13:15:45.623	1:02.184					86.146
6	13:16:48.206	1:02.583					83.571
7	13:17:52.144	1:03.938					94.518
8	13:18:54.475	1:02.331					86.814
9	13:19:57.563	1:03.088					74.897

(9) Martin McGEOUGH

1	13:11:30.788			27.922	18.506	101.218	89.358
2	13:12:35.311	1:04.523	21.779	24.471	18.273	99.125	89.120
3	13:13:38.108	1:02.797	20.399	23.992	18.406	96.281	85.054
4	13:14:41.967	1:03.859	21.479	23.859	18.521	98.111	84.306
5	13:15:49.222	1:07.255	21.653	25.780	19.822	84.946	86.035
6	13:16:54.328	1:05.106	21.022	23.761	20.323	91.427	83.675
7	13:17:59.689	1:05.361	21.766	24.164	19.431	90.198	85.162
8	13:19:04.793	1:05.104	22.041	23.563	19.500	98.111	86.257
9	13:20:09.672	1:04.879	21.900	23.935	19.044	93.726	80.368

(97) Olly ROSS

1	13:11:37.925			31.191	20.288	84.946	75.742
2	13:12:44.705	1:06.780	21.726	25.038	20.016	85.596	75.572
3	13:13:51.314	1:06.609	21.916	24.809	19.884	84.306	77.224
4	13:14:57.904	1:06.590	21.622	24.990	19.978	85.054	75.828
5	13:16:04.841	1:06.937	21.720	25.481	19.736	86.368	76.694
6	13:17:12.378	1:07.537	22.373	25.194	19.970	85.162	76.000
7	13:18:21.241	1:08.863	22.931	25.441	20.491	85.379	69.470
8	13:19:28.588	1:07.347	21.976	25.163	20.208	84.412	75.233
9	13:20:36.748	1:08.160	22.383	25.961	19.816	84.839	76.958

(94) Ross TAYLOR

1	13:11:40.782		28.317	31.583	21.074	81.343	72.549
2	13:12:51.653	1:10.871	23.094	26.580	21.197	81.048	72.470
3	13:14:01.741	1:10.088	22.808	26.502	20.778	80.465	73.102
4	13:15:13.840	1:12.099	22.630	28.002	21.467	78.580	73.022
5	13:16:25.513	1:11.673	23.913	26.059	21.701	82.543	72.081
6	13:17:38.898	1:13.385	23.102	28.363	21.920	74.730	72.864
7	13:18:48.353	1:09.455	22.451	26.122	20.882	81.938	73.583
8	13:19:57.345	1:08.992	22.339	26.068	20.585	82.139	73.826

(93) David SMAIL

1	13:11:48.762		29.159	38.167	21.579	79.511	72.549
2	13:13:00.511	1:11.749	23.509	27.393	20.847	78.580	73.907
3	13:14:14.842	1:14.331	23.261	28.129	22.941	77.761	72.314
4	13:15:32.277	1:17.435	24.949	29.623	22.863	78.672	71.620
5	13:16:43.882	1:11.605	22.909	26.660	22.036	81.739	72.392
6	13:17:57.336	1:13.454	23.390	28.712	21.352	80.561	71.089
7	13:19:12.580	1:15.244	25.665	28.076	21.503	81.441	74.234
8	13:20:24.453	1:11.873	24.038	26.820	21.015	82.543	73.583

(55) Fiona KINDNESS

1	13:11:26.187			22.216	23.930	108.588	36.294
2	13:15:11.175	3:44.988	3:02.246	24.404	18.338	99.566	96.558
3	13:16:10.784	59.609	20.083	22.239	17.287	112.033	98.833
4	13:17:08.112	57.328	19.052	21.765	16.511	111.660	100.011
5	13:18:06.044	57.932	18.829	21.756	17.347	113.549	100.161
6	13:19:04.315	58.271	19.710	21.796	16.765	111.660	100.011
7	13:20:01.955	57.640	18.812	21.853	16.975	111.660	97.257

Clerk of the Course.

Orbits

Sig : Time :

Chief Timekeeper : Ian Sharp (SMART Timing)

www.mylaps.com

Results available at www.smart-timing.co.uk and www.mylaps.com

Licensed to: SMART Timing

Printed: 04/05/2015 10:35:21

Page 2/2


Scottish Saloon & Sportscar Championship

Knockhill 1.267 miles

Race 4 - 1st Race - AMENDED RESULT

05/04/2015 11:45

Race (10 Laps) started at 13:10:17



Competitors	Laps										
	1	2	3	4	5	6	7	8	9	10	
Ian DONALDSON (88)	1	88	88	88	88	88	88	88	88	88	88
Andrew MORRISON (54)	2	54	54	54	54	54	51	51	51	51	51
Alister ROBERTSON (50)	3	50	50	51	51	51	54	54	54	54	54
Mark DAWSON (4)	4	4	51	50	50	50	79	79	79	79	8
Finlay CROCKER (8)	5	8	4	79	79	79	8	8	8	8	79
Paul BRYDON (79)	6	79	79	4	4	35	35	35	35	6	6
Roddie PATERSON (51)	7	51	8	35	35	8	4	6	6	35	35
Andrew MACKIE (35)	8	35	35	6	8	4	6	4	4	4	4
Fiona KINDNESS (55)	9	55	6	8	59	6	59	36	36	36	50
Phil DRYBURGH (6)	10	6	59	59	6	59	36	59	59	50	36
Gary WAIT (59)	11	59	99	99	99	36	99	99	50	59	59
John WILSON (99)	12	99	89	36	36	99	50	50	99	99	99
William ROBSON (89)	13	89	9	89	89	89	89	89	89	89	89
Martin McGEOUGH (9)	14	9	36	9	9	23	23	23	23	23	23
Brian MELDRUM (23)	15	23	23	23	23	9	9	9	9	9	9
Matt COLLINS (36)	16	36	97	97	97	97	97	97	97	97	97
Olly ROSS (97)	17	97	94	94	94	94	94	94	94	94	94
Ross TAYLOR (94)	18	94	93	93	93	93	93	93	93	93	93
David SMAIL (93)	19	93	55	55	55	55	55	55	55	55	55

SMRC Spring Raceday

Scottish Saloon & Sportscar Championship

Race 11 - 2nd Race

Race (10 Laps) started at 15:33:44

Knockhill 1.267 miles

05/04/2015 15:10

POLE POSITION

2
51 Roddie PATERSON

4
8 Finlay CROCKER

6
6 Phil DRYBURGH

8
4 Mark DAWSON

10
36 Matt COLLINS

12
99 John WILSON

14
23 Brian MELDRUM

16
97 Olly ROSS

18
93 David SMAIL

1
88 Ian DONALDSON

3
54 Andrew MORRISON

5
79 Paul BRYDON

7
35 Andrew MACKIE

9
50 Alister ROBERTSON

11
59 Gary WAIT

13
89 William ROBSON

15
9 Martin McGEOUGH

17
94 Ross TAYLOR

19
55 Fiona KINDNESS

1

2

3

4

5

6

7

8

9

10

Clerk of the Course.

Orbits

Sig : Time :

Chief Timekeeper : Ian Sharp (SMART Timing)

Results available at www.smart-timing.co.uk and www.mylaps.com

www.mylaps.com

Licensed to: SMART Timing

Printed: 04/05/2015 10:35:55

SMRC Spring Raceday**Sorted on Laps**

Scottish Classics Championship

Knockhill 1.267 miles

Race 5 - 1st Race

05/04/2015 12:05

Race (10 Laps) started at 13:30:31

Pos	No.	Name	Make/Model	CC	Class Code	Laps	Total Tm	Diff	Best Tm	In Lap	Best Speed
1	39	Harry SIMPSON	Ginetta G4	1650	CG	10	10:13.916		59.965	5	76.058
2	21	Jimmy CROW	Ford Escort	2000	CC	10	10:38.015	24.099	1:01.655	5	73.974
3	32	Alasdair COATES	Ford Mustang	4802	CE	10	10:38.521	24.605	1:03.011	2	72.382
4	41	Grant ALLAN	Porsche 911	2994	CD	10	10:54.126	40.210	1:03.703	8	71.595
5	53	Tim REID	Lola Sports Mk1	1220	CH	10	11:02.414	48.498	1:03.952	7	71.317
6	24	Ian BAINES	Morris Mini	1380	CH	10	11:03.777	49.861	1:04.843	6	70.337
7	54	Howard GORDON	MG Midget	1380	CA	9	10:24.527	1 Lap	1:07.186	6	67.884
8	49	Raymond BOYD	Datsun 1200	1472	CA	9	10:37.891	1 Lap	1:08.961	8	66.137
9	7	Mike CONNON	Lotus 7 S4	1725	CG	9	11:00.013	1 Lap	1:02.815	2	72.607
Not classified											
DNF	68	Rodger MOTHERWEI	Alfasud Sprint	1500	CA	2	3:59.657	DNF	2:46.173	2	27.446

Announcements

New Track Record (1:03.952) for SMRC Classic S/S (H) by Tim REID.

Margin of Victory	Avg. Speed	Best Lap Tm	Best Speed	Best Lap by
24.099	74.291	59.965	76.058	39 - Harry SIMPSON

Clerk of the Course.

Orbits

Sig : Time :

Chief Timekeeper : Ian Sharp (SMART Timing)

www.mylaps.com

Results available at www.smart-timing.co.uk and www.mylaps.com

Licensed to: SMART Timing

Printed: 04/05/2015 10:25:44


Scottish Classics Championship

Knockhill 1.267 miles

Race 5 - 1st Race

05/04/2015 12:05

Race (10 Laps) started at 13:30:31



Competitors	Laps									
	1	2	3	4	5	6	7	8	9	10
Harry SIMPSON (39)	1	39	39	39	39	39	39	39	39	39
Mike CONNON (7)	2	7	7	21	21	21	21	21	21	21
Jimmy CROW (21)	3	21	21	32	32	32	32	32	32	32
Alasdair COATES (32)	4	32	32	7	41	41	41	41	41	41
Grant ALLAN (41)	5	41	41	41	24	24	24	53	53	53
Rodger MOTHERWELL (68)	6	68	24	24	53	53	53	24	24	24
Ian BAINES (24)	7	24	53	53	7	7	54	54	54	54
Raymond BOYD (49)	8	49	49	54	54	54	7	49	49	49
Tim REID (53)	9	53	54	49	49	49	49	7	7	7
Howard GORDON (54)	10	54	68							

SMRC Spring Raceday

Scottish Classics Championship

Race 131- 2nd Race

Race (10 Laps) started at 16:18:33

Knockhill 1.267 miles

05/04/2015 15:50

POLE POSITION

2
21 Jimmy CROW

4
41 Grant ALLAN

6
24 Ian BAINES

8
49 Raymond BOYD

10
68 Rodger MOTHERWELL

1
39 Harry SIMPSON

3
32 Alasdair COATES

5
53 Tim REID

7
54 Howard GORDON

9
7 Mike CONNON

1

2

3

4

5

Clerk of the Course.

Orbits

Sig : Time :

Chief Timekeeper : Ian Sharp (SMART Timing)

Results available at www.smart-timing.co.uk and www.mylaps.com

www.mylaps.com

Licensed to: SMART Timing

Printed: 04/05/2015 10:26:47

SMRC Spring Raceday**Sorted on Laps**

Scottish Fiesta Championship

Knockhill 1.267 miles

Race 6 - 1st Race

05/04/2015 12:25

Race (10 Laps) started at 13:50:08

Pos	No.	Name	Make/Model	CC	Class Code	Laps	Total Tm	Diff	Best Tm	In Lap	Best Speed
1	1	Wayne MacAULEY	Ford Fiesta ST	2000	ST	10	10:29.153		1:02.067	2	73.483
2	7	Kevin WHYTE	Ford Fiesta ST	2000	ST	10	10:37.565	8.412	1:03.052	3	72.335
3	31	George ORR	Ford Fiesta ST	2000	ST	10	10:41.436	12.283	1:02.391	3	73.101
4	61	Peter CRUICKSHANK	Ford Fiesta ST	2000	ST	10	10:41.700	12.547	1:02.984	2	72.413
5	51	Chris MILFORD	Ford Fiesta ST	2000	ST	10	10:43.778	14.625	1:03.239	3	72.121
6	14	John BALFOUR	Ford Fiesta XR2	2000	ST	10	10:48.952	19.799	1:03.268	5	72.088
7	67	George RUNCIE	Ford Fiesta ST	2000	ST	10	10:50.581	21.428	1:02.988	5	72.408
8	25	Andrew CHRISTIE	Ford Fiesta ST	2000	ST	10	10:54.583	25.430	1:03.563	7	71.753
9	55	Stephen WARD	Ford Fiesta ST	2000	ST	10	10:58.049	28.896	1:04.321	4	70.907
10	50	Jim DEANS	Ford Fiesta XR2	1600	XR	10	11:03.916	34.763	1:04.610	5	70.590
11	24	Steven GRAY	Ford Fiesta XR2	1600	XR	10	11:04.125	34.972	1:04.413	6	70.806
12	28	David TAYLOR	Ford Fiesta XR2	1600	XRN	10	11:34.968	1:05.815	1:07.662	5	67.406
13	81	Graeme CUTHBERT	Ford Fiesta XR2	1600	XRN	9	10:55.251	1 Lap	1:10.851	6	64.372
Not classified											
DNF	19	Josh ORR	Ford Fiesta XR2	1600	XRN	7	8:06.090	DNF	1:07.467	2	67.601

Announcements

New Track Record (1:02.067) for SMRC Ford Fiesta ST by Wayne MacAULEY.

Margin of Victory	Avg. Speed	Best Lap Tm	Best Speed	Best Lap by
8.412	72.492	1:02.067	73.483	1 - Wayne MacAULEY

Clerk of the Course.

Orbits

Sig : Time :

Chief Timekeeper : Ian Sharp (SMART Timing)

www.mylaps.com

Results available at www.smart-timing.co.uk and www.mylaps.com

Licensed to: SMART Timing

Printed: 04/05/2015 10:28:16

SMRC Spring Raceday

Scottish Fiesta Championship

Knockhill 1.267 miles

Race 6 - 1st Race

05/04/2015 12:25

Race (10 Laps) started at 13:50:08

Lap	Time of Day	Lap Tm	S1	S2	S3	S3Spd	SFSpd	Lap	Time of Day	Lap Tm	S1	S2	S3	S3Spd	SFSpd
3	13:53:51.341	1:12.332	23.267	27.417	21.648	78.672	72.627								
4	13:55:03.454	1:12.113	23.212	27.614	21.287	78.123	73.907								
5	13:56:14.844	1:11.390	23.078	27.243	21.069	79.511	73.745								
6	13:57:25.695	1:10.851	22.703	27.162	20.986	79.890	73.262								
7	13:58:37.750	1:12.055	23.945	27.378	20.732	80.561	75.402								
8	13:59:50.100	1:12.350	22.935	27.372	22.043	80.755	72.785								
9	14:01:03.874	1:13.774	23.588	28.564	21.622	77.761	68.130								

(19) Josh ORR

1	13:51:25.832			27.172	20.974	77.402	72.706
2	13:52:33.299	1:07.467	21.612	24.949	20.906	83.780	73.664
3	13:53:42.724	1:09.425	23.190	25.353	20.882	83.260	73.342
4	13:54:50.434	1:07.710	22.196	25.010	20.504	83.260	73.745
5	13:55:58.433	1:07.999	21.798	24.754	21.447	83.571	72.785
6	13:57:07.096	1:08.663	22.158	25.867	20.638	83.054	74.234
7	13:58:14.713	1:07.617	22.078	24.986	20.553	83.780	71.773

Clerk of the Course.

Orbits

Sig :

Time :

Chief Timekeeper : Ian Sharp (SMART Timing)

Results available at www.smart-timing.co.uk and www.mylaps.com

www.mylaps.com

Licensed to: SMART Timing

Printed: 04/05/2015 10:28:43

Page 2/2


Scottish Fiesta Championship

Knockhill 1.267 miles

Race 6 - 1st Race

05/04/2015 12:25

Race (10 Laps) started at 13:50:08



Competitors	Laps									
	1	2	3	4	5	6	7	8	9	10
Wayne MacAULEY (1)	1	1	1	1	1	1	1	1	1	1
Kevin WHYTE (7)	2	7	7	7	7	7	7	7	7	7
Peter CRUICKSHANK (61)	3	61	61	61	61	61	61	61	61	31
Chris MILFORD (51)	4	51	51	51	31	31	31	31	31	61
Stephen WARD (55)	5	55	31	31	51	51	51	51	51	51
Andrew CHRISTIE (25)	6	25	25	25	25	14	14	14	14	14
George ORR (31)	7	31	55	14	14	14	67	67	67	67
John BALFOUR (14)	8	14	14	67	67	67	25	25	25	25
George RUNCIE (67)	9	67	67	55	55	55	55	55	55	55
Steven GRAY (24)	10	24	24	24	50	50	50	50	50	50
Jim DEANS (50)	11	50	50	50	24	24	24	24	24	24
David TAYLOR (28)	12	28	28	19	19	28	28	19	28	28
Josh ORR (19)	13	19	19	28	28	19	19	28	81	81
Graeme CUTHBERT (81)	14	81	81	81	81	81	81			

SMRC Spring Raceday

Scottish Fiesta Championship

Race 14 - 2nd Race

Race (10 Laps) started at 16:38:53

Knockhill 1.267 miles

05/04/2015 16:15

POLE POSITION

2
7 Kevin WHYTE

4
61 Peter CRUICKSHANK

6
14 John BALFOUR

8
25 Andrew CHRISTIE

10
50 Jim DEANS

12
28 David TAYLOR

14
19 Josh ORR

1
1 Wayne MacAULEY

3
31 George ORR

5
51 Chris MILFORD

7
67 George RUNCIE

9
55 Stephen WARD

11
24 Steven GRAY

13
81 Graeme CUTHBERT

1

2

3

4

5

6

7

Clerk of the Course.

Orbits

Sig : Time :

Chief Timekeeper : Ian Sharp (SMART Timing)

Results available at www.smart-timing.co.uk and www.mylaps.com

www.mylaps.com

Licensed to: SMART Timing

Printed: 04/05/2015 10:29:19

SMRC Spring Raceday

Sorted on Laps

Scottish BMW Compact Cup

Knockhill 1.267 miles

Race 7 - 1st Race (Group A & Group B) - AMENDED RESULT

05/04/2015 13:45

Race (10 Laps) started at 14:13:26

Pos	No.	Name	Make/Model	CC	Class Code	Laps	Total Tm	Diff	Best Tm	In Lap	Best Speed
1	2	Steven DAILLY	BMW Compact	1900	BMWCC	10	10:46.048		1:03.618	5	71.691
2	72	Cliff HARPER	BMW Compact	1900	BMWCC	10	10:48.448	2.400	1:03.914	4	71.359
3	85	Gary CLARK	BMW Compact	1900	BMWCN	10	10:49.610	3.562	1:04.119	6	71.131
4	59	Brogan KINSELLA	BMW Compact	1900	BMWCN	10	10:56.259	10.211	1:03.527	5	71.794
5	4	Jonathan SINCLAIR	BMW Compact	1900	BMWCC	10	10:59.355	13.307	1:03.872	4	71.406
6	61	Nick RUNCIE	BMW Compact	1900	BMWCC	10	11:00.716	14.668	1:04.177	5	71.067
7	75	Michael COURTS	BMW Compact	1900	BMWCN	10	11:00.848	14.800	1:04.240	9	70.997
8	87	Andrew WINCHESTER	BMW Compact	1900	BMWCC	10	11:03.774	17.726	1:03.987	9	71.278
9	8	Derek KINGHORN	BMW Compact	1900	BMWCN	10	11:05.549	19.501	1:04.654	8	70.542
10	21	Zack RUNCIE	BMW Compact	1900	BMWCC	10	11:08.254	22.206	1:04.235	5	71.002
11	90	Richard SUTHERLAND	BMW Compact	1900	BMWCN	10	11:08.421	22.373	1:04.385	8	70.837
12	77	Ashleigh MORRIS	BMW Compact	1900	BMWCC	10	11:12.091	26.043	1:04.976	10	70.193
13	23	David McNAUGHTON	BMW Compact	1900	BMWCC	10	11:12.403	26.355	1:04.252	4	70.984
14	91	Neil MacINNES	BMW Compact	1900	BMWCN	10	11:13.565	27.517	1:05.255	10	69.893
15	81	Douglas SIMPSON	BMW Compact	1900	BMWCN	10	11:15.542	29.494	1:04.999	8	70.168
16	7	Steven KING	BMW Compact	1900	BMWCN	10	11:15.717	29.669	1:05.347	3	69.794
17	68	Donald MacCOLL	BMW Compact	1900	BMWCN	10	11:23.751	37.703	1:05.908	6	69.200
18	16	Ivor MAIRS	BMW Compact	1900	BMWCC	10	11:33.230	47.182	1:07.510	9	67.558
19	78	James LESLIE	BMW Compact	1900	BMWCN	10	11:34.533	48.485	1:06.504	6	68.580
20	44	Ryan STIRLING	BMW Compact	1900	BMWCC	10	11:38.942	52.894	1:06.616	9	68.465
21	40	Steven GOLDIE	BMW Compact	1900	BMWCN	10	11:49.642	1:03.594	1:06.060	10	69.041
22	67	Wendy NEWTON	BMW Compact	1900	BMWCN	9	11:05.296	1 Lap	1:10.740	5	64.473
Not classified											
DNF	83	David NOBLE	BMW Compact	1900	BMWCN	6	6:36.656	DNF	1:05.010	4	70.156

Announcements

New Track Record (1:03.527) for SMRC BMW Compact (N) by Brogan KINSELLA.
25/04/15 AMENDED RESULT - Car No's 75, 83, 87 & 90 re-classified.

Margin of Victory	Avg. Speed	Best Lap Tm	Best Speed	Best Lap by
2.400	70.596	1:03.527	71.794	59 - Brogan KINSELLA

Clerk of the Course.

Orbits

Sig : Time :

Chief Timekeeper : Ian Sharp (SMART Timing)

www.mylaps.com

Results available at www.smart-timing.co.uk and www.mylaps.com

Licensed to: SMART Timing

Printed: 04/05/2015 10:21:28


Scottish BMW Compact Cup

Knockhill 1.267 miles

Race 7 - 1st Race (Group A & Group B) - AMENDED RESULT

05/04/2015 13:45

Race (10 Laps) started at 14:13:26



Competitors	Laps	Laps									
		1	2	3	4	5	6	7	8	9	10
Steven DAILLY (2)	1	2	2	2	2	2	2	2	2	2	2
David NOBLE (83)	2	83	83	72	72	72	72	72	72	72	72
Gary CLARK (85)	3	85	72	85	85	85	85	85	85	85	85
Cliff HARPER (72)	4	72	85	83	83	83	83	59	59	59	59
David McNAUGHTON (23)	5	23	4	4	4	4	4	61	61	4	4
Nick RUNCIE (61)	6	61	61	61	61	61	21	4	4	61	61
Jonathan SINCLAIR (4)	7	4	21	21	21	21	59	75	75	75	75
Zack RUNCIE (21)	8	21	77	77	59	59	61	77	87	87	87
Ashleigh MORRIS (77)	9	77	75	59	75	75	75	87	77	8	8
Michael COURTS (75)	10	75	59	75	77	77	77	8	8	21	21
Brogan KINSELLA (59)	11	59	90	90	90	8	87	21	21	90	90
Richard SUTHERLAND (90)	12	90	8	8	87	87	8	90	90	77	77
Derek KINGHORN (8)	13	8	87	87	8	7	90	91	91	23	23
Neil MacINNES (91)	14	91	7	7	7	90	91	23	23	91	91
Ryan STIRLING (44)	15	44	91	91	91	91	81	81	81	81	81
Steven KING (7)	16	7	81	81	81	81	7	7	7	7	7
Andrew WINCHESTER (87)	17	87	16	23	23	23	23	68	68	68	68
Ivor MAIRS (16)	18	16	23	16	16	16	68	16	16	16	16
Donald MacCOLL (68)	19	68	68	68	68	68	16	78	78	78	78
Douglas SIMPSON (81)	20	81	40	78	78	78	78	44	44	44	44
Steven GOLDIE (40)	21	40	78	40	40	40	44	40	40	40	40
James LESLIE (78)	22	78	67	44	44	44	40	67	67	67	
Wendy NEWTON (67)	23	67	44	67	67	67	67				

SMRC Spring Raceday**Sorted on Laps**

Scottish Formula Ford 1600 Championship

Knockhill 1.267 miles

Race 8 - 2nd Race

05/04/2015 14:05

Race (10 Laps) started at 14:36:54

Pos	No.	Name	Make/Model	CC	Class Code	Laps	Total Tm	Diff	Best Tm	In Lap	Best Speed
1	78	Adam MacKAY	Ray GR09	1600	FF16A	10	9:22.631		55.529	5	82.134
2	25	Neil MacLENNAN	Ray GR09	1600	FF16A-N	10	9:22.933	0.302	55.415	7	82.303
3	33	Jordan GRONKOWSKI	Van Diemen RF90	1600	FF16A	10	9:23.216	0.585	55.458	7	82.240
4	92	Matthew CHISHOLM	Van Diemen RF92	1600	FF16B	10	9:30.563	7.932	56.329	8	80.968
5	50	Jamie THORBURN	Ray GR15	1600	FF16A-N	10	9:37.091	14.460	56.611	5	80.565
6	6	Sebastian MELROSE	Ray GR14	1600	FF16A-N	10	9:41.221	18.590	56.453	8	80.790
7	3	Neil BROOME	Swift SC93C	1600	FF16B	10	9:44.580	21.949	57.109	9	79.862
8	70	David THORBURN	Ray GR15	1600	FF16A	10	9:49.035	26.404	57.341	8	79.539
9	79	Phil HOOKER	Ray GR14	1600	FF16A-N	10	9:54.031	31.400	57.906	8	78.763
10	16	Ivor MAIRS	Mondiale	1600	FF16B	10	9:54.597	31.966	57.787	10	78.925
11	22	Fergus MCINTYRE	Ray GR05	1600	FF16A-N	10	9:56.296	33.665	58.259	5	78.286
12	77	Fraser GRAY	Ray GR14	1600	FF16A-N	10	10:02.206	39.575	58.741	9	77.643
13	41	Colin TURNER	Van Diemen RF93	1600	FF16B	9	9:28.836	1 Lap	59.020	3	77.276

Margin of Victory	Avg. Speed	Best Lap Tm	Best Speed	Best Lap by
0.302	81.063	55.415	82.303	25 - Neil MacLENNAN

Clerk of the Course.

Orbits

Sig : Time :

Chief Timekeeper : Ian Sharp (SMART Timing)

www.mylaps.com

Results available at www.smart-timing.co.uk and www.mylaps.com

Licensed to: SMART Timing

Printed: 04/05/2015 10:31:35

SMRC Spring Raceday

Scottish Formula Ford 1600 Championship

Knockhill 1.267 miles

Race 8 - 2nd Race

05/04/2015 14:05

Race (10 Laps) started at 14:36:54

Lap	Time of Day	Lap Tm	S1	S2	S3	S3Spd	SFSpd	Lap	Time of Day	Lap Tm	S1	S2	S3	S3Spd	SFSpd
3	14:40:22.132	59.020	19.113	22.258	17.649	100.460	88.299								
4	14:41:21.700	59.568	19.299	22.385	17.884	100.011	87.837								
5	14:42:21.335	59.635	19.274	22.541	17.820	100.310	88.183								
6	14:43:21.166	59.831	19.266	22.724	17.841	100.011	88.532								
7	14:44:20.746	59.580	19.218	22.418	17.944	99.863	87.608								
8	14:45:22.504	1:01.758	19.059	22.744	19.955	100.762	89.239								
9	14:46:23.068	1:00.564	19.156	23.046	18.362	98.254	84.306								

Clerk of the Course.

Orbits

Sig : Time :
Chief Timekeeper : Ian Sharp (SMART Timing)
Results available at www.smart-timing.co.uk and www.mylaps.com

www.mylaps.com
Licensed to: SMART Timing


Scottish Formula Ford 1600 Championship

Knockhill 1.267 miles

Race 8 - 2nd Race

05/04/2015 14:05

Race (10 Laps) started at 14:36:54



Competitors	Laps										
	1	2	3	4	5	6	7	8	9	10	
Jordan GRONKOWSKI (33)	1	33	33	33	33	78	78	78	78	78	78
Neil MacLENNAN (25)	2	25	25	78	78	33	33	33	33	33	25
Adam MacKAY (78)	3	78	78	25	25	25	25	25	25	25	33
Matthew CHISHOLM (92)	4	92	92	92	92	92	92	92	92	92	92
Jamie THORBURN (50)	5	50	50	3	50	50	50	50	50	50	50
Neil BROOME (3)	6	3	3	50	3	6	6	6	6	6	6
Sebastian MELROSE (6)	7	6	6	6	6	3	3	3	3	3	3
Ivor MAIRS (16)	8	16	70	70	70	70	70	70	70	70	70
David THORBURN (70)	9	70	16	16	79	79	79	79	79	79	79
Fraser GRAY (77)	10	77	22	79	16	16	16	16	16	16	16
Fergus MCINTYRE (22)	11	22	77	22	22	22	22	22	22	22	22
Phil HOOKER (79)	12	79	79	77	77	77	77	77	77	77	77
Colin TURNER (41)	13	41	41	41	41	41	41	41	41	41	41

SMRC Spring Raceday

Sorted on Laps

Celtic Speed Mini Cooper Cup

Knockhill 1.267 miles

Race 9 - 2nd Race

05/04/2015 14:25

Race (7 Laps) started at 14:57:10

Pos	No.	Name	Make/Model	CC	Class Code	Laps	Total Tm	Diff	Best Tm	In Lap	Best Speed
1	70	Oliver MORTIMER	Mini Cooper	1600	SM	7	7:28.486		1:03.201	2	72.164
2	27	Lewis CARTER	Mini Cooper	1600	SM	7	7:28.655	0.169	1:03.107	2	72.272
3	1	Kenneth THIRLWALL	Mini Cooper	1600	SM	7	7:32.703	4.217	1:03.509	2	71.814
4	3	Joe TANNER	Mini Cooper	1600	SM	7	7:32.908	4.422	1:03.214	4	72.149
5	29	Chris REID	Mini Cooper	1600	SM	7	7:33.105	4.619	1:03.498	3	71.827
6	89	Shane STONEY	Mini Cooper	1600	SM	7	7:33.966	5.480	1:03.474	3	71.854
7	23	Ian MUNRO	Mini Cooper	1600	SM	7	7:35.194	6.708	1:03.768	3	71.522
8	38	Scott FORBES	Mini Cooper	1600	SM	7	7:37.628	9.142	1:03.872	4	71.406
9	5	Des WHEATLEY	Mini Cooper	1600	SM	7	7:39.328	10.842	1:04.021	4	71.240
10	30	Callum DRYBURGH	Mini Cooper	1600	SM	7	7:44.488	16.002	1:03.969	5	71.298
11	91	Robbie DALGLEISH	Mini Cooper	1600	SMN	7	7:45.115	16.629	1:04.767	3	70.419
12	11	Morgan MURRAY	Mini Cooper	1600	SMN	7	7:45.157	16.671	1:05.118	5	70.040
13	87	Paul BELL	Mini Cooper	1600	SM	7	7:47.342	18.856	1:04.257	2	70.978
14	77	Adrian BLANTFORD	Mini Cooper	1600	SMN	7	7:47.374	18.888	1:04.647	2	70.550
15	74	Ian WALSH	Mini Cooper	1600	SMN	7	7:47.932	19.446	1:04.637	4	70.561
16	47	Reis ROBERTSON	Mini Cooper	1600	SMN	7	7:48.462	19.976	1:04.604	3	70.597
17	98	Brandon WALSH	Mini Cooper	1600	SMN	7	7:48.728	20.242	1:04.225	2	71.013
18	26	William BLAKE	Mini Cooper	1600	SMN	7	7:50.506	22.020	1:05.403	2	69.734
19	7	Jonny DREELAN	Mini Cooper	1600	SMN	7	7:56.423	27.937	1:05.851	3	69.260

Not classified

DNF	6	Daniel DREELAN	Mini Cooper	1600	SM	5	5:31.672	DNF	1:04.223	5	71.016
DNF	8	Hannah CHAPMAN	Mini Cooper	1600	SM L	5	5:31.921	DNF	1:04.253	5	70.983

Margin of Victory	Avg. Speed	Best Lap Tm	Best Speed	Best Lap by
0.169	71.186	1:03.107	72.272	27 - Lewis CARTER

Clerk of the Course.

Orbits

Sig : Time :

Chief Timekeeper : Ian Sharp (SMART Timing)

www.mylaps.com

Results available at www.smart-timing.co.uk and www.mylaps.com

Licensed to: SMART Timing

Printed: 04/05/2015 10:19:25

SMRC Spring Raceday

Celtic Speed Mini Cooper Cup

Knockhill 1.267 miles

Race 9 - 2nd Race

05/04/2015 14:25

Race (7 Laps) started at 14:57:10

Lap	Time of Day	Lap Tm	S1	S2	S3	S3Spd	SFSpd	Lap	Time of Day	Lap Tm	S1	S2	S3	S3Spd	SFSpd
3	15:00:36.333	1:05.029	20.859	24.623	19.547	87.153	76.958								
4	15:01:41.678	1:05.345	21.189	24.658	19.498	86.814	76.172								
5	15:02:49.625	1:07.947	21.914	25.440	20.593	86.927	68.758								
6	15:03:54.636	1:05.011	20.883	24.270	19.858	86.927	74.813								
7	15:04:59.532	1:04.896	21.194	24.171	19.531	86.146	76.345								

(26) William BLAKE

1	14:58:23.072			24.363	19.985	86.590	75.402
2	14:59:28.475	1:05.403	21.612	24.181	19.610	85.925	76.519
3	15:00:34.241	1:05.766	21.583	24.109	20.074	86.702	76.345
4	15:01:41.030	1:06.789	21.457	24.382	20.950	86.479	72.864
5	15:02:46.711	1:05.681	21.577	24.226	19.878	86.035	75.487
6	15:03:55.584	1:08.873	21.055	24.303	23.515	85.054	66.377
7	15:05:01.310	1:05.726	21.537	24.126	20.063	85.379	75.914

(7) Jonny DREELAN

1	14:58:28.739		27.655	25.374	21.039	86.257	73.826
2	14:59:34.803	1:06.064	21.114	24.876	20.074	84.518	75.317
3	15:00:40.654	1:05.851	21.148	24.890	19.813	84.839	75.402
4	15:01:47.079	1:06.425	21.442	24.946	20.037	84.839	75.402
5	15:02:53.124	1:06.045	21.453	24.788	19.804	84.732	75.914
6	15:04:00.263	1:07.139	21.809	25.181	20.149	84.306	75.402
7	15:05:07.227	1:06.964	22.032	25.062	19.870	84.200	75.487

(6) Daniel DREELAN

1	14:58:22.218			24.234	19.626	86.479	75.487
2	14:59:27.547	1:05.329	20.973	24.348	20.008	86.035	74.647
3	15:00:33.212	1:05.665	21.745	24.054	19.866	86.927	74.813
4	15:01:38.253	1:05.041	21.391	24.015	19.635	86.257	75.572
5	15:02:42.476	1:04.223	20.806	23.978	19.439	86.146	76.519

(8) Hannah CHAPMAN

1	14:58:23.149			24.388	19.732	87.722	76.432
2	14:59:27.406	1:04.257	20.952	23.836	19.469	87.040	76.345
3	15:00:33.183	1:05.777	21.476	24.188	20.113	85.487	74.813
4	15:01:38.472	1:05.289	21.620	24.188	19.481	87.608	77.047
5	15:02:42.725	1:04.253	20.776	24.234	19.243	87.153	77.761

Clerk of the Course.

Orbits

Sig : Time :
 Chief Timekeeper : Ian Sharp (SMART Timing)
 Results available at www.smart-timing.co.uk and www.mylaps.com

www.mylaps.com
 Licensed to: SMART Timing

SMRC Spring Raceday

Lapchart


Celtic Speed Mini Cooper Cup

Knockhill 1.267 miles

Race 9 - 2nd Race

05/04/2015 14:25

Race (7 Laps) started at 14:57:10



Competitors	Laps						
	1	2	3	4	5	6	7
Oliver MORTIMER (70)	1	70	70	70	70	70	70
Lewis CARTER (27)	2	27	27	27	27	27	27
Kenneth THIRLWALL (1)	3	1	1	1	1	1	1
Chris REID (29)	4	29	29	29	3	3	3
Ian MUNRO (23)	5	23	3	3	29	29	29
Joe TANNER (3)	6	3	89	89	89	89	89
Shane STONEY (89)	7	89	23	23	23	23	23
Des WHEATLEY (5)	8	5	11	38	38	38	38
Morgan MURRAY (11)	9	11	38	5	5	5	5
Scott FORBES (38)	10	38	5	8	6	6	30
Daniel DREELAN (6)	11	6	8	6	8	8	11
William BLAKE (26)	12	26	6	11	11	30	91
Hannah CHAPMAN (8)	13	8	26	26	30	11	77
Callum DRYBURGH (30)	14	30	30	30	26	91	87
Robbie DALGLEISH (91)	15	91	87	87	91	26	47
Paul BELL (87)	16	87	91	91	77	77	74
Adrian BLANTFORD (77)	17	77	77	77	98	87	98
Brandon WALSH (98)	18	98	98	98	87	47	26
Reis ROBERTSON (47)	19	47	47	47	47	74	7
Ian WALSH (74)	20	74	74	74	74	98	
Jonny DREELAN (7)	21	7	7	7	7	7	

Clerk of the Course.

Orbits

Sig :

Time :

Chief Timekeeper : Ian Sharp (SMART Timing)

Results available at www.smart-timing.co.uk and www.mylaps.com

www.mylaps.com

Licensed to: SMART Timing

Printed: 04/05/2015 10:20:11

SMRC Spring Raceday

Celtic Speed Mini Cooper Cup

Race 15 - 3rd Race

Race (7 Laps) started at 16:59:22

Knockhill 1.267 miles

05/04/2015 16:35

POLE POSITION

2
3 Joe TANNER

4
27 Lewis CARTER

6
89 Shane STONEY

8
38 Scott FORBES

10
30 Callum DRYBURGH

12
11 Morgan MURRAY

14
77 Adrian BLANTFORD

16
47 Reis ROBERTSON

18
26 William BLAKE

20
6 Daniel DREELAN

1
29 Chris REID

3
1 Kenneth THIRLWALL

5
70 Oliver MORTIMER

7
23 Ian MUNRO

9
5 Des WHEATLEY

11
91 Robbie DALGLEISH

13
87 Paul BELL

15
74 Ian WALSH

17
98 Brandon WALSH

19
7 Jonny DREELAN

1

2

3

4

5

6

7

8

9

10

Clerk of the Course.

Orbits

Sig : Time :

Chief Timekeeper : Ian Sharp (SMART Timing)

Results available at www.smart-timing.co.uk and www.mylaps.com

www.mylaps.com

Licensed to: SMART Timing

SMRC Spring Raceday

Celtic Speed Mini Cooper Cup

Knockhill 1.267 miles

Race 15 - 3rd Race

05/04/2015 16:35

Race (7 Laps) started at 16:59:22



21

8 Hannah CHAPMAN

11

SMRC Spring Raceday

Sorted on Laps

Scottish Legends Championship

Knockhill 1.267 miles

Race 10 - Heat 2

05/04/2015 14:50

Race (6 Laps) started at 15:16:57

Pos	No.	Name	Make/Model	CC	Class Code	Laps	Total Tm	Diff	Best Tm	In Lap	Best Speed
1	1	John PATERSON	Ford Coupe	1250	L	6	6:08.350		1:00.016	2	75.994
2	6	David HUNTER	Ford Coupe	1250	L	6	6:10.491	2.141	1:00.215	4	75.743
3	31	Euan McKAY	Ford Coupe	1250	LT	6	6:11.100	2.750	1:00.124	4	75.857
4	37	Ivor GREENWOOD	Ford Coupe	1250	L	6	6:16.738	8.388	1:00.836	3	74.969
5	2	Steven McGILL	Ford Coupe	1250	L	6	6:17.292	8.942	1:00.912	6	74.876
6	4	David NEWALL	Ford Coupe	1250	LT	6	6:19.196	10.846	1:00.370	2	75.548
7	38	Pino PALLAZZO	Ford Sedan	1250	LT	6	6:23.993	15.643	1:01.837	2	73.756
8	58	Mark CUMMING	Ford Coupe	1250	LR	6	6:26.555	18.205	1:02.652	4	72.796
9	17	Billy WAIT	Ford Coupe	1250	L	6	6:28.858	20.508	1:03.371	5	71.970
10	3	Ian McLEISH	Ford Coupe	1250	LR	6	6:34.025	25.675	1:03.116	4	72.261
11	68	Will NEAL	Ford Coupe	1250	LR	6	6:34.361	26.011	1:02.927	4	72.478
12	83	Grant SMITH	Chevy Sedan	1250	LR	6	6:34.973	26.623	1:02.779	4	72.649
13	7	Ross MARSHALL	Ford Coupe	1250	LT	6	6:36.077	27.727	1:01.268	2	74.441
14	16	John BUSHBY	Chevy Sedan	1250	L	6	7:07.943	59.593	1:04.086	2	71.167

Not classified

DNF	44	John TAYLOR	Chevy Sedan	1250	LR	1	1:15.725	DNF	1:11.479	1	63.807
-----	----	-------------	-------------	------	----	---	----------	-----	----------	---	--------

Margin of Victory	Avg. Speed	Best Lap Tm	Best Speed	Best Lap by
2.141	74.291	1:00.016	75.994	1 - John PATERSON

Clerk of the Course.

Orbits

Sig : Time :

Chief Timekeeper : Ian Sharp (SMART Timing)

www.mylaps.com

Results available at www.smart-timing.co.uk and www.mylaps.com

Licensed to: SMART Timing

Printed: 04/05/2015 10:33:11


Scottish Legends Championship

Knockhill 1.267 miles

Race 10 - Heat 2

05/04/2015 14:50

Race (6 Laps) started at 15:16:57



Competitors	Laps							
	0	1	2	3	4	5	6	
David NEWALL (4)	1	4	4	4	1	1	1	1
Steven McGILL (2)	2	2	1	1	4	4	6	6
John BUSHBY (16)	3	16	2	31	31	31	31	31
John PATERSON (1)	4	1	31	6	6	6	4	37
David HUNTER (6)	5	6	6	2	2	2	37	2
Euan McKAY (31)	6	31	7	7	7	37	2	4
Billy WAIT (17)	7	17	37	37	37	7	38	38
Pino PALLAZZO (38)	8	38	17	38	38	38	58	58
Ross MARSHALL (7)	9	7	38	17	17	58	17	17
Ivor GREENWOOD (37)	10	37	58	58	58	17	7	3
Mark CUMMING (58)	11	58	68	3	3	3	3	68
Will NEAL (68)	12	68	3	83	83	83	68	83
Ian McLEISH (3)	13	3	83	68	68	68	83	7
John TAYLOR (44)	14	44	44	16	16	16	16	16
Grant SMITH (83)	15	83	16					

SMRC Spring Raceday

Sorted on Laps

Scottish Saloon & Sportscar Championship

Knockhill 1.267 miles

Race 11 - 2nd Race

05/04/2015 15:10

Race (10 Laps) started at 15:33:44

Pos	No.	Name	Make/Model	CC	Class	Laps	Total Tm	Diff	Best Tm	In Lap	Best Speed
1	88	Ian DONALDSON	Mitsubishi Evo	2000	A1	10	9:00.412		53.269	6	85.619
2	51	Roddie PATERSON	Caterham	2300	A3	10	9:09.661	9.249	52.980	4	86.086
3	79	Paul BRYDON	BMW M3	3200T	A2	10	9:24.199	23.787	55.223	6	82.590
4	6	Phil DRYBURGH	Ginetta G50	4500	A2	10	9:25.899	25.487	54.913	4	83.056
5	54	Andrew MORRISON	Seat Leon Cupra	1994	A2	10	9:27.583	27.171	55.314	5	82.454
6	8	Finlay CROCKER	Seat Leon Eurocup	2000	A2	10	9:28.297	27.885	55.605	4	82.022
7	55	Fiona KINDNESS	Subaru Impreza	2350	A1	10	9:32.864	32.452	55.146	8	82.705
8	50	Alistair ROBERTSON	Ginetta G50	3500	A2	10	9:48.766	48.354	56.800	3	80.296
9	4	Mark DAWSON	VW Corrado	1900	B1	10	9:55.045	54.633	58.211	4	78.350
10	59	Gary WAIT	Ford Sierra Cosworth	2000	A2	9	9:07.178	1 Lap	58.723	2	77.667
11	99	John WILSON	Ford Focus RS	2500	B1	9	9:12.203	1 Lap	59.469	3	76.693
12	89	William ROBSON	Ford Focus RS	2500	B1	9	9:24.557	1 Lap	1:00.743	5	75.084
13	23	Brian MELDRUM	Seat Leon Sport		B1	9	9:33.032	1 Lap	1:01.456	2	74.213
14	9	Martin McGEOUGH	Ginetta G40	1800	B1	9	9:46.947	1 Lap	1:02.478	2	72.999
15	97	Oilly ROSS	Mazda MX5	1600	MX5	8	9:04.791	2 Laps	1:06.650	7	68.430
16	94	Ross TAYLOR	Mazda MX5	1600	MX5	8	9:23.112	2 Laps	1:08.021	8	67.050
17	93	David SMAIL	Mazda MX5	1600	MX5	8	9:43.953	2 Laps	1:09.326	2	65.788

Not classified

DNF	35	Andrew MACKIE	Mitsubishi Evo		B1	3	3:10.525	DNF	58.446	2	78.035
DNS	36	Matt COLLINS	Porsche Cayman	3400	A2			DNS		0	-

Announcements

New Track Record (52.980) for SMRC Sports/Sal. (A3) by Roddie PATERSON.
Car No.51 - Racetime includes 10 second False Start penalty.

Margin of Victory	Avg. Speed	Best Lap Tm	Best Speed	Best Lap by
9.249	84.396	52.980	86.086	51 - Roddie PATERSON

Clerk of the Course.

Orbits

Sig : Time :

Chief Timekeeper : Ian Sharp (SMART Timing)

www.mylaps.com

Results available at www.smart-timing.co.uk and www.mylaps.com

Licensed to: SMART Timing

Printed: 04/05/2015 10:36:10

SMRC Spring Raceday

Scottish Saloon & Sportscar Championship

Knockhill 1.267 miles

Race 11 - 2nd Race

05/04/2015 15:10

Race (10 Laps) started at 15:33:44

Lap	Time of Day	Lap Tm	S1	S2	S3	S3Spd	SFSpd	Lap	Time of Day	Lap Tm	S1	S2	S3	S3Spd	SFSpd
6	15:40:07.812	1:03.065	19.946	24.620	18.499	101.218	89.716								
7	15:41:10.197	1:02.385	19.852	23.452	19.081	100.762	88.299								
8	15:42:12.703	1:02.506	20.105	23.801	18.600	100.011	89.358								
9	15:43:17.230	1:04.527	21.261	24.936	18.330	100.460	90.932								

(9) Martin McGEOUGH

1	15:34:55.757			25.438	18.507	97.682	87.266
2	15:35:58.235	1:02.476	20.347	23.632	18.499	99.125	79.795
3	15:37:02.961	1:04.726	22.704	23.490	18.532	98.111	83.989
4	15:38:06.338	1:03.377	21.281	23.388	18.708	99.566	80.853
5	15:39:10.730	1:04.392	21.306	23.628	19.458	98.688	76.432
6	15:40:15.650	1:04.920	22.357	23.898	18.665	97.399	84.095
7	15:41:22.039	1:06.389	20.867	25.197	20.325	85.162	85.270
8	15:42:26.947	1:04.908	21.812	24.419	18.677	93.988	85.925
9	15:43:31.145	1:04.198	21.309	23.939	18.950	92.562	82.240

(97) Olly ROSS

1	15:34:59.181			26.123	20.038	85.379	76.958
2	15:36:06.280	1:07.099	21.727	25.248	20.124	84.095	76.172
3	15:37:12.970	1:06.690	21.706	24.991	19.993	83.989	76.172
4	15:38:19.949	1:06.979	21.492	24.943	20.544	83.363	76.870
5	15:39:28.226	1:08.277	21.446	25.169	21.662	85.054	74.647
6	15:40:35.638	1:07.412	21.689	25.690	20.033	83.363	75.914
7	15:41:42.288	1:06.650	21.367	25.346	19.937	82.747	76.519
8	15:42:48.989	1:06.701	21.512	25.225	19.964	83.363	76.000

(94) Ross TAYLOR

1	15:35:01.226			26.659	20.684	81.244	73.182
2	15:36:10.593	1:09.367	22.558	25.865	20.944	81.540	73.102
3	15:37:20.109	1:09.516	22.631	25.903	20.982	80.561	72.943
4	15:38:29.569	1:09.460	22.851	25.748	20.861	81.343	73.342
5	15:39:40.778	1:11.209	23.231	27.035	20.943	79.700	73.422
6	15:40:49.748	1:08.970	22.654	25.786	20.530	81.441	73.664
7	15:41:59.289	1:09.541	22.614	26.426	20.501	82.039	73.502
8	15:43:07.310	1:08.021	22.034	25.547	20.440	81.839	73.262

(93) David SMAIL

1	15:35:02.632			26.638	20.928	80.755	73.422
2	15:36:11.958	1:09.326	22.702	26.084	20.540	82.543	73.664
3	15:37:21.939	1:09.981	22.876	26.483	20.622	82.645	72.627
4	15:38:35.668	1:13.729	22.913	27.039	23.777	81.048	69.112
5	15:39:46.928	1:11.260	23.209	27.082	20.969	79.323	71.315
6	15:40:59.738	1:12.810	24.013	27.372	21.425	82.645	71.391
7	15:42:10.927	1:11.189	22.684	27.203	21.302	82.543	69.112
8	15:43:28.151	1:17.224	27.266	29.006	20.952	81.540	73.182

(35) Andrew MACKIE

1	15:34:48.688			22.587	16.914	111.290	105.681
2	15:35:47.134	58.446	19.467	21.828	17.151	114.323	105.020
3	15:36:54.723	1:07.589	18.996	23.474	25.119	91.928	24.474

Clerk of the Course.

Orbits

Sig : Time :
 Chief Timekeeper : Ian Sharp (SMART Timing)
 Results available at www.smart-timing.co.uk and www.mylaps.com

www.mylaps.com
 Licensed to: SMART Timing


Scottish Saloon & Sportscar Championship

Knockhill 1.267 miles

Race 11 - 2nd Race

05/04/2015 15:10

Race (10 Laps) started at 15:33:44



Competitors	Laps										
	1	2	3	4	5	6	7	8	9	10	
Roddie PATERSON (51)	1	51	51	51	51	51	51	51	51	51	51
Ian DONALDSON (88)	2	88	88	88	88	88	88	88	88	88	88
Andrew MORRISON (54)	3	54	79	79	79	79	79	79	79	79	79
Paul BRYDON (79)	4	79	54	54	54	54	54	54	6	6	
Finlay CROCKER (8)	5	8	8	8	8	8	6	6	6	54	54
Alister ROBERTSON (50)	6	50	6	6	6	6	8	8	8	8	8
Phil DRYBURGH (6)	7	6	50	50	50	55	55	55	55	55	55
Andrew MACKIE (35)	8	35	35	55	55	50	50	50	50	50	50
Mark DAWSON (4)	9	4	4	4	4	4	4	4	4	4	4
Gary WAIT (59)	10	59	55	59	59	59	59	59	59	59	
John WILSON (99)	11	99	59	99	99	99	99	99	99	99	
Fiona KINDNESS (55)	12	55	99	35	89	89	89	89	89	89	
William ROBSON (89)	13	89	89	89	23	23	23	23	23	23	
Brian MELDRUM (23)	14	23	23	23	9	9	9	9	9	9	9
Martin McGEOUGH (9)	15	9	9	9	97	97	97	97	97		
Olly ROSS (97)	16	97	97	97	94	94	94	94	94	94	
Ross TAYLOR (94)	17	94	94	94	93	93	93	93	93		
David SMAIL (93)	18	93	93	93							
-	19										

SMRC Spring Raceday

Sorted on Laps

Scottish BMW Compact Cup

Knockhill 1.267 miles

Race 12 - 2nd Race (Group B & Group C) - AMENDED RESULT

05/04/2015 15:30

Race (10 Laps) started at 15:53:16

Pos	No.	Name	Make/Model	CC	Class Code	Laps	Total Tm	Diff	Best Tm	In Lap	Best Speed
1	92	Carol BROWN	BMW Compact	1900	BMWCC	10	10:52.488		1:04.150	5	71.096
2	89	Shaun FORSYTH	BMW Compact	1900	BMWCN	10	10:54.157	1.669	1:04.456	7	70.759
3	23	David McNAUGHTON	BMW Compact	1900	BMWCC	10	10:56.488	4.000	1:04.468	8	70.746
4	4	Jonathan SINCLAIR	BMW Compact	1900	BMWCC	10	10:59.177	6.689	1:04.054	3	71.203
5	75	Michael COURTS	BMW Compact	1900	BMWCN	10	11:01.697	9.209	1:04.793	8	70.391
6	69	Stephen RUSSELL	BMW Compact	1900	BMWCC	10	11:02.797	10.309	1:05.316	5	69.827
7	61	Nick RUNCIE	BMW Compact	1900	BMWCC	10	11:03.353	10.865	1:04.977	3	70.192
8	87	Andrew WINCHESTER	BMW Compact	1900	BMWCC	10	11:03.911	11.423	1:04.149	7	71.098
9	63	Graham ROBERTSON	BMW Compact	1900	BMWCN	10	11:05.699	13.211	1:05.145	7	70.011
10	45	Calum KING	BMW Compact	1900	BMWCN	10	11:11.464	18.976	1:05.620	2	69.504
11	91	Neil MacINNES	BMW Compact	1900	BMWCN	10	11:11.731	19.243	1:05.488	4	69.644
12	6	Phil DRYBURGH	BMW Compact	1900	BMWCC	10	11:12.076	19.588	1:05.544	3	69.584
13	18	Graham KELLY	BMW Compact	1900	BMWCN	10	11:12.609	20.121	1:05.132	6	70.025
14	84	Robert MARSHALL	BMW Compact	1900	BMWCN	10	11:13.225	20.737	1:04.929	4	70.243
15	68	Donald MacCOLL	BMW Compact	1900	BMWCN	10	11:14.095	21.607	1:05.447	7	69.688
16	44	Ryan STIRLING	BMW Compact	1900	BMWCC	10	11:15.854	23.366	1:05.685	2	69.435
17	35	Martin BUCHAN	BMW Compact	1999	BMWCN	10	11:16.093	23.605	1:05.464	7	69.669
18	78	James LESLIE	BMW Compact	1900	BMWCN	10	11:16.796	24.308	1:05.712	7	69.407
19	79	Gavin SUTHERLAND	BMW Compact	1900	BMWCN	10	11:17.051	24.563	1:04.957	5	70.213
20	76	Jonathan ATKINSON	BMW Compact	1900	BMWCN	10	11:22.128	29.640	1:06.559	8	68.523
Not classified											
DNF	14	Lee ELRICK	BMW Compact	1900	BMWCN	9	10:05.326	DNF	1:05.400	6	69.738
DNF	8	Derek KINGHORN	BMW Compact	1900	BMWCN	7	7:53.603	DNF	1:05.081	4	70.079

Announcements

25/04/15 AMENDED RESULT - Car No's 63, 75, 76, 87 & 89 re-classified.

Margin of Victory	Avg. Speed	Best Lap Tm	Best Speed	Best Lap by
1.669	69.899	1:04.054	71.203	4 - Jonathan SINCLAIR

Clerk of the Course.

Orbits

Sig : Time :

Chief Timekeeper : Ian Sharp (SMART Timing)

www.mylaps.com

Results available at www.smart-timing.co.uk and www.mylaps.com

Licensed to: SMART Timing

Printed: 04/05/2015 10:22:23

SMRC Spring Raceday

Scottish BMW Compact Cup

Knockhill 1.267 miles

Race 12 - 2nd Race (Group B & Group C) - AMENDED RESULT

05/04/2015 15:30

Race (10 Laps) started at 15:53:16

Lap	Time of Day	Lap Tm	S1	S2	S3	S3Spd	SFSpd	Lap	Time of Day	Lap Tm	S1	S2	S3	S3Spd	SFSpd
3	15:56:45.326	1:05.775	21.174	24.697	19.904	88.299	77.941	5	15:59:00.809	1:04.957	20.978	24.515	19.464	88.884	78.765
4	15:57:51.190	1:05.864	21.492	24.544	19.828	89.120	77.761	6	16:00:07.035	1:06.226	21.419	24.799	20.008	88.183	77.047
5	15:58:58.077	1:06.887	21.300	25.493	20.094	87.040	77.313	7	16:01:12.423	1:05.388	21.162	24.589	19.637	89.477	78.214
6	16:00:03.209	1:05.132	20.960	24.445	19.727	88.532	78.214	8	16:02:20.483	1:08.060	21.151	27.015	19.894	89.239	77.671
7	16:01:08.859	1:05.650	21.135	24.359	20.156	89.239	77.581	9	16:03:26.520	1:06.037	21.371	24.677	19.989	88.649	78.214
8	16:02:15.822	1:06.963	22.262	24.638	20.063	88.416	77.671	10	16:04:33.164	1:06.644	21.863	24.764	20.017	88.649	76.607
9	16:03:21.641	1:05.819	21.277	24.343	20.199	88.649	77.047								
10	16:04:28.722	1:07.081	22.457	24.681	19.943	89.120	77.047								

(84) Robert MARSHALL

1	15:54:35.949		28.358	26.747	20.323	89.120	79.136
2	15:55:42.801	1:06.852	22.128	24.863	19.861	89.120	79.323
3	15:56:48.123	1:05.322	21.000	24.367	19.955	90.442	79.043
4	15:57:53.052	1:04.929	21.024	24.466	19.439	90.932	79.606
5	15:58:58.648	1:05.596	20.631	24.997	19.968	89.596	78.950
6	16:00:03.706	1:05.058	21.140	24.230	19.688	90.320	80.176
7	16:01:09.505	1:05.799	21.043	24.435	20.321	90.809	80.081
8	16:02:16.790	1:07.285	22.408	25.161	19.716	89.596	79.890
9	16:03:22.104	1:05.314	21.188	24.412	19.714	90.442	80.081
10	16:04:29.338	1:07.234	22.422	25.017	19.795	89.002	79.323

(68) Donald MacCOLL

1	15:54:30.710			26.075	20.019	87.040	76.694
2	15:55:38.065	1:07.355	21.255	25.170	20.930	85.162	75.572
3	15:56:44.852	1:06.787	21.960	24.734	20.093	87.494	75.914
4	15:57:50.648	1:05.796	21.406	24.397	19.993	87.153	76.259
5	15:58:58.517	1:07.869	21.399	25.818	20.652	84.732	75.742
6	16:00:05.163	1:06.646	22.196	24.490	19.960	87.153	76.694
7	16:01:10.610	1:05.447	21.068	24.522	19.857	87.040	76.782
8	16:02:17.853	1:07.243	21.477	25.886	19.880	86.814	76.870
9	16:03:24.074	1:06.221	21.223	24.924	20.074	86.814	76.432
10	16:04:30.208	1:06.134	21.461	24.636	20.037	86.927	75.657

(44) Ryan STIRLING

1	15:54:31.199			26.219	19.899	89.239	78.857
2	15:55:36.884	1:05.685	21.199	24.900	19.586	88.299	79.136
3	15:56:42.643	1:05.759	21.236	24.873	19.650	88.884	78.765
4	15:57:49.341	1:06.698	21.290	24.637	20.771	88.068	79.136
5	15:58:55.486	1:06.145	21.944	24.615	19.586	89.120	79.417
6	16:00:01.182	1:05.696	21.200	24.629	19.867	89.836	78.857
7	16:01:08.928	1:07.746	21.390	25.092	21.264	88.767	76.000
8	16:02:18.643	1:09.715	23.260	26.721	19.734	89.002	79.230
9	16:03:24.850	1:06.207	21.440	24.816	19.951	89.596	79.606
10	16:04:31.967	1:07.117	21.834	25.521	19.762	86.368	78.765

(35) Martin BUCHAN

1	15:54:35.372		29.406	26.741	20.550	87.837	78.214
2	15:55:42.075	1:06.703	21.760	25.007	19.936	87.608	78.765
3	15:56:48.384	1:06.309	21.270	24.588	20.451	89.358	78.672
4	15:57:54.331	1:05.947	21.270	24.607	20.070	89.596	78.672
5	15:59:00.048	1:05.717	21.154	24.672	19.891	88.649	79.323
6	16:00:06.436	1:06.388	21.793	24.647	19.948	89.239	79.230
7	16:01:11.900	1:05.464	20.960	24.698	19.806	89.239	79.323
8	16:02:20.141	1:08.241	21.172	26.956	20.113	89.477	79.417
9	16:03:25.680	1:05.539	21.167	24.549	19.823	90.077	78.305
10	16:04:32.206	1:06.526	21.498	25.079	19.949	88.649	78.950

(78) James LESLIE

1	15:54:34.488		28.606	26.675	20.375	87.494	77.851
2	15:55:41.309	1:06.821	21.525	24.780	20.516	88.649	78.672
3	15:56:47.453	1:06.144	21.148	24.831	20.165	88.884	77.941
4	15:57:53.365	1:05.912	21.262	24.552	20.098	89.120	78.580
5	15:58:59.541	1:06.176	21.327	24.836	20.013	88.767	78.950
6	16:00:05.669	1:06.128	21.723	24.418	19.987	89.477	78.672
7	16:01:11.381	1:05.712	21.150	24.565	19.997	89.120	78.397
8	16:02:19.400	1:08.019	21.518	26.526	19.975	89.239	77.581
9	16:03:25.739	1:06.339	21.489	24.604	20.246	89.836	78.765
10	16:04:32.909	1:07.170	21.974	24.803	20.393	87.722	78.305

(79) Gavin SUTHERLAND

1	15:54:36.408		28.915	26.842	21.050	86.590	77.491
2	15:55:43.466	1:07.058	21.998	25.010	20.050	87.952	77.402
3	15:56:49.726	1:06.260	21.454	24.791	20.015	87.722	77.047
4	15:57:55.852	1:06.126	21.678	24.848	19.600	88.767	77.941

Clerk of the Course.

Orbits

Sig :

Time :

Chief Timekeeper : Ian Sharp (SMART Timing)

Results available at www.smart-timing.co.uk and www.mylaps.com

www.mylaps.com

Licensed to: SMART Timing


Scottish BMW Compact Cup

Knockhill 1.267 miles

Race 12 - 2nd Race (Group B & Group C) - AMENDED RESULT

05/04/2015 15:30

Race (10 Laps) started at 15:53:16



Competitors	Laps										
	1	2	3	4	5	6	7	8	9	10	
Nick RUNCIE (61)	1	61	92	92	92	92	92	92	92	92	92
Carol BROWN (92)	2	92	61	61	61	89	89	89	89	89	89
Shaun FORSYTH (89)	3	89	89	89	89	61	23	23	23	23	23
David McNAUGHTON (23)	4	23	4	4	4	4	61	4	4	4	4
Jonathan SINCLAIR (4)	5	4	23	23	23	23	4	61	69	75	75
Stephen RUSSELL (69)	6	69	69	69	69	69	69	69	75	69	69
Calum KING (45)	7	45	45	45	75	63	75	75	61	61	61
Graham ROBERTSON (63)	8	63	63	75	63	75	63	63	63	87	87
Michael COURTS (75)	9	75	75	63	45	45	45	87	87	63	63
Phil DRYBURGH (6)	10	6	6	6	6	87	87	45	45	45	45
Donald MacCOLL (68)	11	68	44	44	87	6	6	6	14	91	91
Ryan STIRLING (44)	12	44	14	14	14	44	44	14	6	14	6
Lee ELRICK (14)	13	14	87	87	44	14	14	91	91	6	18
Neil MacINNES (91)	14	91	68	91	91	91	91	18	18	18	84
Andrew WINCHESTER (87)	15	87	91	68	68	18	18	44	84	84	68
Graham KELLY (18)	16	18	18	18	18	68	84	84	68	68	44
James LESLIE (78)	17	78	8	8	8	8	8	8	44	44	35
Derek KINGHORN (8)	18	8	78	78	84	84	68	68	78	35	78
Jonathan ATKINSON (76)	19	76	35	84	78	78	78	78	35	78	79
Martin BUCHAN (35)	20	35	84	35	35	35	35	35	79	79	76
Robert MARSHALL (84)	21	84	79	79	79	79	79	79	76	76	
Gavin SUTHERLAND (79)	22	79	76	76	76	76	76	76			

SMRC Spring Raceday**Sorted on Laps**

Scottish Classics Championship

Knockhill 1.267 miles

Race 131- 2nd Race

05/04/2015 15:50

Race (10 Laps) started at 16:18:33

Pos	No.	Name	Make/Model	CC	Class Code	Laps	Total Tm	Diff	Best Tm	In Lap	Best Speed
1	39	Harry SIMPSON	Ginetta G4	1650	CG	10	10:11.640		1:00.258	3	75.689
2	21	Jimmy CROW	Ford Escort	2000	CC	10	10:38.215	26.575	1:01.409	3	74.270
3	32	Alasdair COATES	Ford Mustang	4802	CE	10	10:48.049	36.409	1:02.840	9	72.579
4	41	Grant ALLAN	Porsche 911	2994	CD	10	10:58.057	46.417	1:04.779	8	70.406
5	24	Ian BAINES	Morris Mini	1380	CH	10	11:02.813	51.173	1:04.763	9	70.424
6	54	Howard GORDON	MG Midget	1380	CA	9	10:19.255	1 Lap	1:06.238	8	68.855
7	49	Raymond BOYD	Datsun 1200	1472	CA	9	10:26.172	1 Lap	1:07.587	5	67.481
Not classified											
DNF	53	Tim REID	Lola Sports Mk1	1220	CH	5	5:46.689	DNF	1:06.329	4	68.761
DNF	68	Rodger MOTHERWELL	Alfasud Sprint	1500	CA			DNF		0	-
DNS	7	Mike CONNON	Lotus 7 S4	1725	CG			DNS		0	-

Announcements

Car No.32 - Racetime includes 10 second False Start penalty.

Margin of Victory	Avg. Speed	Best Lap Tm	Best Speed	Best Lap by
26.575	74.567	1:00.258	75.689	39 - Harry SIMPSON

Clerk of the Course.

Orbits

Sig : Time :

Chief Timekeeper : Ian Sharp (SMART Timing)

www.mylaps.com

Results available at www.smart-timing.co.uk and www.mylaps.com

Licensed to: SMART Timing

Printed: 18/05/2015 18:30:48

SMRC Spring Raceday

Scottish Classics Championship

Knockhill 1.267 miles

Race 131- 2nd Race

05/04/2015 15:50

Race (10 Laps) started at 16:18:33

Lap	Time of Day	Lap Tm	S1	S2	S3	S3Spd	SFSpd
(39) Harry SIMPSON							
1	16:19:38.864			23.297	18.142	103.882	91.552
2	16:20:40.790	1:01.926	20.137	23.659	18.130	101.832	92.435
3	16:21:41.048	1:00.258	19.764	22.751	17.743	105.349	95.595
4	16:22:41.525	1:00.477	19.967	23.053	17.457	104.692	96.697
5	16:23:41.999	1:00.474	20.010	22.996	17.468	105.349	96.419
6	16:24:42.265	1:00.266	19.821	23.045	17.400	105.184	97.117
7	16:25:43.218	1:00.953	20.087	23.194	17.672	104.529	96.005
8	16:26:43.919	1:00.701	19.927	23.293	17.481	105.184	96.836
9	16:27:44.487	1:00.568	20.097	22.968	17.503	105.184	97.257
10	16:28:45.350	1:00.863	20.362	22.844	17.657	104.856	96.281

Lap	Time of Day	Lap Tm	S1	S2	S3	S3Spd	SFSpd
(21) Jimmy CROW							
1	16:19:39.466			24.062	18.694	97.540	89.596
2	16:20:41.805	1:02.339	20.187	23.978	18.174	97.967	90.198
3	16:21:43.214	1:01.409	19.845	23.427	18.137	98.398	89.957
4	16:22:44.905	1:01.691	19.991	23.738	17.962	98.543	89.957
5	16:23:47.474	1:02.569	20.155	24.178	18.236	98.111	90.077
6	16:24:51.264	1:03.790	20.445	24.473	18.872	98.254	75.148
7	16:26:00.621	1:09.357	23.541	26.144	19.672	80.950	90.686
8	16:27:05.714	1:05.093	20.991	25.713	18.389	98.688	86.590
9	16:28:08.811	1:03.097	20.880	24.085	18.132	99.272	89.957
10	16:29:11.925	1:03.114	20.431	23.945	18.738	100.310	88.767

Lap	Time of Day	Lap Tm	S1	S2	S3	S3Spd	SFSpd
(32) Alasdair COATES							
1	16:19:40.538			23.869	18.517	102.926	94.518
2	16:20:43.395	1:02.857	20.462	23.814	18.581	102.768	94.385
3	16:21:47.004	1:03.609	20.479	23.969	19.161	102.768	89.716
4	16:22:50.084	1:03.080	20.697	23.844	18.539	101.524	94.919
5	16:23:53.366	1:03.282	20.773	23.854	18.655	100.914	94.651
6	16:24:56.889	1:03.523	20.551	23.947	19.025	101.832	92.690
7	16:26:00.798	1:03.909	20.640	23.828	19.441	100.914	92.562
8	16:27:05.766	1:04.968	21.291	24.989	18.688	100.161	94.518
9	16:28:08.606	1:02.840	20.519	23.782	18.539	102.768	94.120
10	16:29:11.759	1:03.153	20.321	23.901	18.931	102.298	92.690

Lap	Time of Day	Lap Tm	S1	S2	S3	S3Spd	SFSpd
(41) Grant ALLAN							
1	16:19:43.545			24.993	18.878	96.005	87.722
2	16:20:50.081	1:06.536	21.739	25.184	19.613	94.518	85.815
3	16:21:56.215	1:06.134	21.973	24.994	19.167	95.323	87.266
4	16:23:02.009	1:05.794	21.817	24.755	19.222	95.731	86.590
5	16:24:06.891	1:04.882	21.340	24.460	19.082	96.836	86.590
6	16:25:11.844	1:04.953	21.550	24.541	18.862	96.697	86.590
7	16:26:16.986	1:05.142	21.381	24.549	19.212	96.836	86.146
8	16:27:21.765	1:04.779	21.312	24.513	18.954	95.868	86.146
9	16:28:26.874	1:05.109	21.516	24.615	18.978	95.595	86.590
10	16:29:31.767	1:04.893	21.439	24.503	18.951	96.143	87.153

Lap	Time of Day	Lap Tm	S1	S2	S3	S3Spd	SFSpd
(24) Ian BAINES							
1	16:19:46.737			25.805	19.551	90.198	83.989
2	16:20:54.092	1:07.355	22.439	25.324	19.592	86.479	83.885
3	16:22:00.410	1:06.318	21.759	24.938	19.621	91.552	81.540
4	16:23:06.243	1:05.833	21.755	24.693	19.385	90.932	82.039
5	16:24:11.620	1:05.377	21.624	24.813	18.940	90.198	82.645
6	16:25:16.992	1:05.372	21.498	24.842	19.032	90.564	82.849
7	16:26:21.796	1:04.804	21.408	24.403	18.993	90.564	82.645
8	16:27:26.797	1:05.001	21.456	24.511	19.034	90.320	82.849
9	16:28:31.560	1:04.763	20.998	24.728	19.037	90.198	82.543
10	16:29:36.523	1:04.963	21.235	24.591	19.137	91.303	82.543

Lap	Time of Day	Lap Tm	S1	S2	S3	S3Spd	SFSpd
(54) Howard GORDON							
1	16:19:49.440			27.059	19.856	87.494	80.368
2	16:21:01.332	1:11.892	22.321	26.710	22.861	71.391	81.739
3	16:22:09.214	1:07.882	22.425	25.986	19.471	87.608	81.441
4	16:23:16.594	1:07.380	21.863	26.167	19.350	88.068	81.639
5	16:24:23.626	1:07.032	21.600	25.946	19.486	87.722	82.543
6	16:25:30.343	1:06.717	21.492	25.939	19.286	87.266	81.639
7	16:26:36.907	1:06.564	21.651	25.572	19.341	88.649	82.543
8	16:27:43.145	1:06.238	21.612	25.282	19.344	88.532	82.341
9	16:28:52.965	1:09.820	22.324	26.577	20.919	81.639	76.000

Lap	Time of Day	Lap Tm	S1	S2	S3	S3Spd	SFSpd
(49) Raymond BOYD							
1	16:19:50.882			26.980	20.620	82.442	74.730

Clerk of the Course.

Orbits

Sig : Time :
Chief Timekeeper : Ian Sharp (SMART Timing)

Results available at www.smart-timing.co.uk and www.mylaps.com

www.mylaps.com

Licensed to: SMART Timing


Scottish Classics Championship

Knockhill 1.267 miles

Race 131- 2nd Race

05/04/2015 15:50

Race (10 Laps) started at 16:18:33



Competitors	Laps										
	1	2	3	4	5	6	7	8	9	10	
Harry SIMPSON (39)	1	39	39	39	39	39	39	39	39	39	39
Jimmy CROW (21)	2	21	21	21	21	21	21	21	32	32	
Alasdair COATES (32)	3	32	32	32	32	32	32	32	21	21	
Grant ALLAN (41)	4	41	41	41	41	41	41	41	41	41	
Tim REID (53)	5	53	53	53	24	24	24	24	24	24	
Ian BAINES (24)	6	24	24	24	53	54	54	54	54		
Howard GORDON (54)	7	54	49	54	54	49	49	49	49		
Raymond BOYD (49)	8	49	54	49	49						
-	9										
-	10										

SMRC Spring Raceday

Sorted on Laps

Scottish Fiesta Championship

Knockhill 1.267 miles

Race 14 - 2nd Race

05/04/2015 16:15

Race (10 Laps) started at 16:38:53

Pos	No.	Name	Make/Model	CC	Class Code	Laps	Total Tm	Diff	Best Tm	In Lap	Best Speed
1	1	Wayne MacAULEY	Ford Fiesta ST	2000	ST	10	10:29.603		1:02.081	2	73.466
2	31	George ORR	Ford Fiesta ST	2000	ST	10	10:31.571	1.968	1:02.554	5	72.910
3	7	Kevin WHYTE	Ford Fiesta ST	2000	ST	10	10:36.733	7.130	1:02.716	4	72.722
4	61	Peter CRUICKSHANK	Ford Fiesta ST	2000	ST	10	10:39.204	9.601	1:02.853	3	72.564
5	51	Chris MILFORD	Ford Fiesta ST	2000	ST	10	10:40.152	10.549	1:03.197	7	72.169
6	67	George RUNCIE	Ford Fiesta ST	2000	ST	10	10:50.676	21.073	1:03.885	3	71.391
7	14	John BALFOUR	Ford Fiesta XR2	2000	ST	10	10:50.928	21.325	1:03.649	7	71.656
8	25	Andrew CHRISTIE	Ford Fiesta ST	2000	ST	10	10:59.467	29.864	1:04.206	5	71.034
9	50	Jim DEANS	Ford Fiesta XR2	1600	XR	10	11:00.656	31.053	1:04.385	5	70.837
10	24	Steven GRAY	Ford Fiesta XR2	1600	XR	10	11:01.155	31.552	1:04.278	3	70.955
11	28	David TAYLOR	Ford Fiesta XR2	1600	XRN	10	11:33.540	1:03.937	1:07.463	2	67.605
12	81	Graeme CUTHBERT	Ford Fiesta XR2	1600	XRN	9	10:37.452	1 Lap	1:09.411	6	65.708
13	55	Stephen WARD	Ford Fiesta ST	2000	ST	9	10:55.718	1 Lap	1:04.258	2	70.977
Not classified											
DNS	19	Josh ORR	Ford Fiesta XR2	1600	XRN			DNS		0	-

Margin of Victory	Avg. Speed	Best Lap Tm	Best Speed	Best Lap by
1.968	72.440	1:02.081	73.466	1 - Wayne MacAULEY

Clerk of the Course.

Orbits

Sig : Time :

Chief Timekeeper : Ian Sharp (SMART Timing)

www.mylaps.com

Results available at www.smart-timing.co.uk and www.mylaps.com

Licensed to: SMART Timing

Printed: 04/05/2015 10:29:34

SMRC Spring Raceday

Scottish Fiesta Championship

Knockhill 1.267 miles

Race 14 - 2nd Race

05/04/2015 16:15

Race (10 Laps) started at 16:38:53

Lap	Time of Day	Lap Tm	S1	S2	S3	S3Spd	SFSpd	Lap	Time of Day	Lap Tm	S1	S2	S3	S3Spd	SFSpd
4	16:43:18.636	1:05.091	20.569	24.347	20.175	88.299	78.305								
5	16:44:23.102	1:04.466	20.825	24.318	19.323	88.649	78.488								
6	16:45:28.442	1:05.340	21.146	24.702	19.492	89.002	77.941								
7	16:46:33.550	1:05.108	21.331	24.491	19.286	88.299	78.580								
8	16:48:43.941	2:10.391	21.127	24.445	19.300	87.494	78.214								
9	16:49:49.152	1:05.211	21.313	24.440	19.458	87.608	79.700								

Clerk of the Course.

Orbits

Sig : Time :

Chief Timekeeper : Ian Sharp (SMART Timing)

Results available at www.smart-timing.co.uk and www.mylaps.com

www.mylaps.com

Licensed to: SMART Timing


Scottish Fiesta Championship

Knockhill 1.267 miles

Race 14 - 2nd Race

05/04/2015 16:15

Race (10 Laps) started at 16:38:53



Competitors	Laps									
	1	2	3	4	5	6	7	8	9	10
Wayne MacAULEY (1)	1	1	1	1	1	1	1	1	1	1
George ORR (31)	2	31	31	31	31	31	31	31	31	31
Kevin WHYTE (7)	3	7	7	7	7	7	7	7	7	7
Peter CRUICKSHANK (61)	4	61	61	61	61	61	61	61	61	61
Chris MILFORD (51)	5	51	51	51	51	51	51	51	51	51
John BALFOUR (14)	6	14	67	67	14	67	67	67	67	67
George RUNCIE (67)	7	67	14	14	67	14	14	14	14	14
Stephen WARD (55)	8	55	55	55	55	55	55	50	25	25
Andrew CHRISTIE (25)	9	25	25	25	25	25	50	25	50	50
Jim DEANS (50)	10	50	50	50	50	50	25	24	24	24
Steven GRAY (24)	11	24	24	24	24	24	24	28	28	28
David TAYLOR (28)	12	28	28	28	28	28	28	81	81	
Graeme CUTHBERT (81)	13	81	81	81	81	81	81	55	55	
-	14									

SMRC Spring Raceday

Sorted on Laps

Celtic Speed Mini Cooper Cup

Knockhill 1.267 miles

Race 15 - 3rd Race

05/04/2015 16:35

Race (7 Laps) started at 16:59:22

Pos	No.	Name	Make/Model	CC	Class Code	Laps	Total Tm	Diff	Best Tm	In Lap	Best Speed
1	1	Kenneth THIRLWALL	Mini Cooper	1600	SM	7	7:35.630		1:04.082	2	71.172
2	70	Oliver MORTIMER	Mini Cooper	1600	SM	7	7:35.921	0.291	1:03.991	7	71.273
3	29	Chris REID	Mini Cooper	1600	SM	7	7:36.531	0.901	1:04.246	7	70.990
4	89	Shane STONEY	Mini Cooper	1600	SM	7	7:37.093	1.463	1:03.859	2	71.420
5	30	Callum DRYBURGH	Mini Cooper	1600	SM	7	7:38.240	2.610	1:03.949	4	71.320
6	38	Scott FORBES	Mini Cooper	1600	SM	7	7:38.860	3.230	1:04.176	3	71.068
7	5	Des WHEATLEY	Mini Cooper	1600	SM	7	7:39.235	3.605	1:03.753	5	71.539
8	23	Ian MUNRO	Mini Cooper	1600	SM	7	7:40.050	4.420	1:03.683	5	71.618
9	3	Joe TANNER	Mini Cooper	1600	SM	7	7:43.415	7.785	1:03.679	3	71.622
10	91	Robbie DALGLEISH	Mini Cooper	1600	SMN	7	7:44.211	8.581	1:04.460	7	70.755
11	87	Paul BELL	Mini Cooper	1600	SM	7	7:45.421	9.791	1:04.543	4	70.664
12	6	Daniel DREELAN	Mini Cooper	1600	SM	7	7:45.688	10.058	1:04.302	4	70.928
13	11	Morgan MURRAY	Mini Cooper	1600	SMN	7	7:47.196	11.566	1:04.930	3	70.242
14	74	Ian WALSH	Mini Cooper	1600	SMN	7	7:47.454	11.824	1:04.103	5	71.149
15	77	Adrian BLANTFORD	Mini Cooper	1600	SMN	7	7:47.480	11.850	1:04.381	5	70.841
16	8	Hannah CHAPMAN	Mini Cooper	1600	SM L	7	7:50.057	14.427	1:04.558	6	70.647
17	47	Reis ROBERTSON	Mini Cooper	1600	SMN	7	7:50.812	15.182	1:05.051	5	70.112
18	7	Jonny DREELAN	Mini Cooper	1600	SMN	7	7:55.345	19.715	1:05.692	4	69.428
19	98	Brandon WALSH	Mini Cooper	1600	SMN	7	7:56.070	20.440	1:04.764	7	70.422

Not classified

DNF	26	William BLAKE	Mini Cooper	1600	SMN	6	6:41.327	DNF	1:04.664	4	70.531
DNF	27	Lewis CARTER	Mini Cooper	1600	SM			DNF		0	-

Margin of Victory	Avg. Speed	Best Lap Tm	Best Speed	Best Lap by
0.291	70.070	1:03.679	71.622	3 - Joe TANNER

Clerk of the Course.

Orbits

Sig : Time :

Chief Timekeeper : Ian Sharp (SMART Timing)

www.mylaps.com

Results available at www.smart-timing.co.uk and www.mylaps.com

Licensed to: SMART Timing

Printed: 04/05/2015 10:20:38

SMRC Spring Raceday

Celtic Speed Mini Cooper Cup

Knockhill 1.267 miles

Race 15 - 3rd Race

05/04/2015 16:35

Race (7 Laps) started at 16:59:22

Lap	Time of Day	Lap Tm	S1	S2	S3	S3Spd	SFSpd	Lap	Time of Day	Lap Tm	S1	S2	S3	S3Spd	SFSpd
3	17:02:48.958	1:05.534	21.198	24.760	19.576	86.368	76.432								
4	17:03:56.656	1:07.698	20.891	26.626	20.181	80.272	75.914								
5	17:05:01.707	1:05.051	21.077	24.324	19.650	86.368	76.694								
6	17:06:07.194	1:05.487	20.823	24.530	20.134	86.035	76.000								
7	17:07:13.250	1:06.056	21.778	24.543	19.735	86.702	75.402								

(7) Jonny DREELAN

1	17:00:40.104		28.312	26.774	20.022	82.645	75.487
2	17:01:47.617	1:07.513	21.366	25.964	20.183	82.951	75.572
3	17:02:53.620	1:06.003	21.307	24.743	19.953	85.270	74.564
4	17:03:59.312	1:05.692	21.358	24.583	19.751	85.379	75.233
5	17:05:05.342	1:06.030	21.368	24.953	19.709	85.162	75.742
6	17:06:11.730	1:06.388	21.182	25.187	20.019	85.054	75.148
7	17:07:17.783	1:06.053	21.302	24.807	19.944	85.054	74.981

(98) Brandon WALSH

1	17:00:44.359			29.403	22.199	69.831	65.407
2	17:01:52.747	1:08.388	22.570	25.463	20.355	81.839	74.152
3	17:02:58.512	1:05.765	21.193	24.886	19.686	84.625	76.172
4	17:04:03.527	1:05.015	20.912	24.474	19.629	85.379	76.259
5	17:05:08.475	1:04.948	20.847	24.362	19.739	85.925	76.345
6	17:06:13.744	1:05.269	21.094	24.326	19.849	86.368	76.000
7	17:07:18.508	1:04.764	20.775	24.170	19.819	86.814	74.647

(26) William BLAKE

1	17:00:36.275			24.932	19.876	86.702	76.607
2	17:01:42.477	1:06.202	21.937	24.121	20.144	87.266	76.172
3	17:02:48.136	1:05.659	21.571	24.499	19.589	86.479	76.782
4	17:03:52.800	1:04.664	20.721	24.264	19.679	85.706	76.432
5	17:04:58.276	1:05.476	20.860	24.795	19.821	84.412	77.224
6	17:06:03.765	1:05.489	21.475	24.261	19.753	86.702	76.086

Clerk of the Course.

Orbits

Sig : Time :
 Chief Timekeeper : Ian Sharp (SMART Timing)
 Results available at www.smart-timing.co.uk and www.mylaps.com

www.mylaps.com
 Licensed to: SMART Timing


Celtic Speed Mini Cooper Cup

Knockhill 1.267 miles

Race 15 - 3rd Race

05/04/2015 16:35

Race (7 Laps) started at 16:59:22



Competitors	Laps							
	1	2	3	4	5	6	7	
Chris REID (29)	1	29	29	29	70	1	1	1
Kenneth THIRLWALL (1)	2	1	1	1	1	70	70	70
Oliver MORTIMER (70)	3	70	70	70	89	89	89	29
Shane STONEY (89)	4	89	89	89	29	29	29	89
Scott FORBES (38)	5	38	38	38	38	38	38	30
Callum DRYBURGH (30)	6	30	30	30	30	30	30	38
Ian MUNRO (23)	7	23	5	5	5	5	5	5
Des WHEATLEY (5)	8	5	23	23	23	23	23	23
Robbie DALGLEISH (91)	9	91	91	91	91	91	3	3
Morgan MURRAY (11)	10	11	11	11	87	87	91	91
Paul BELL (87)	11	87	87	87	11	6	87	87
Adrian BLANTFORD (77)	12	77	26	6	6	11	6	6
William BLAKE (26)	13	26	6	26	26	3	11	11
Daniel DREELAN (6)	14	6	77	47	3	26	26	74
Reis ROBERTSON (47)	15	47	47	3	74	74	74	77
Ian WALSH (74)	16	74	74	74	77	77	77	8
Jonny DREELAN (7)	17	7	3	77	47	47	8	47
Joe TANNER (3)	18	3	8	8	8	8	47	7
Hannah CHAPMAN (8)	19	8	7	7	7	7	7	98
Brandon WALSH (98)	20	98	98	98	98	98	98	
-	21							

SMRC Spring Raceday

Sorted on Laps

Scottish Legends Championship

Knockhill 1.267 miles

Race 16 - Final

05/04/2015 16:55

Race (10 Laps) started at 17:18:28

Pos	No.	Name	Make/Model	CC	Class Code	Laps	Total Tm	Diff	Best Tm	In Lap	Best Speed
1	1	John PATERSON	Ford Coupe	1250	L	10	12:22.623		59.716	7	76.376
2	7	Ross MARSHALL	Ford Coupe	1250	LT	10	12:23.600	0.977	1:00.487	8	75.402
3	4	David NEWALL	Ford Coupe	1250	LT	10	12:24.641	2.018	1:00.443	7	75.457
4	6	David HUNTER	Ford Coupe	1250	L	10	12:24.720	2.097	1:00.315	9	75.617
5	31	Euan McKAY	Ford Coupe	1250	LT	10	12:25.726	3.103	1:00.422	9	75.483
6	38	Pino PALLAZZO	Ford Sedan	1250	LT	10	12:33.785	11.162	1:01.635	7	73.998
7	3	Ian McLEISH	Ford Coupe	1250	LR	10	12:40.915	18.292	1:02.826	6	72.595
8	68	Will NEAL	Ford Coupe	1250	LR	10	12:41.124	18.501	1:02.971	6	72.428
9	58	Mark CUMMING	Ford Coupe	1250	LR	10	12:41.685	19.062	1:02.699	9	72.742
10	16	John BUSHBY	Chevy Sedan	1250	L	10	12:50.406	27.783	1:03.765	8	71.526
11	44	John TAYLOR	Chevy Sedan	1250	LR	10	12:50.620	27.997	1:04.147	9	71.100

Not classified

DNF	2	Steven McGILL	Ford Coupe	1250	L	9	11:25.624	DNF	1:01.012	8	74.753
DNF	83	Grant SMITH	Chevy Sedan	1250	LR	9	11:45.589	DNF	1:02.972	8	72.426
DNF	17	Billy WAIT	Ford Coupe	1250	L	1	5:33.526	DNF	5:32.169	1	13.730
DNS	37	Ivor GREENWOOD	Ford Coupe	1250	L			DNS		0	-

Announcements

Race distance extended to 10 Laps - 2 Laps completed behind the Safety Car.

Margin of Victory	Avg. Speed	Best Lap Tm	Best Speed	Best Lap by
0.977	61.415	59.716	76.376	1 - John PATERSON

Clerk of the Course.

Orbits

Sig : Time :

Chief Timekeeper : Ian Sharp (SMART Timing)

www.mylaps.com

Results available at www.smart-timing.co.uk and www.mylaps.com

Licensed to: SMART Timing

Printed: 04/05/2015 10:33:54

SMRC Spring Raceday

Scottish Legends Championship

Knockhill 1.267 miles

Race 16 - Final

05/04/2015 16:55

Race (10 Laps) started at 17:18:28

Lap	Time of Day	Lap Tm	S1	S2	S3	S3Spd	SFSpd	Lap	Time of Day	Lap Tm	S1	S2	S3	S3Spd	SFSpd
4	17:24:19.044	2:12.015	41.876	56.737	33.402	32.880	58.609								
5	17:25:51.398	1:32.354	34.248	38.863	19.243	78.857	86.479								
6	17:26:54.965	1:03.567	20.129	24.187	19.251	92.181	82.341								
7	17:27:59.698	1:04.733	21.449	24.367	18.917	92.054	86.146								
8	17:29:02.670	1:02.972	20.265	24.129	18.578	93.465	86.927								
9	17:30:14.052	1:11.382	20.380	32.411	18.591	91.928	86.927								

(17) Billy WAIT

1	17:24:01.989	5:32.169	25.996	4:34.802	31.371	42.527	18.651
---	--------------	-----------------	--------	----------	--------	--------	--------

Clerk of the Course.

Orbits

Sig : Time :

Chief Timekeeper : Ian Sharp (SMART Timing)

Results available at www.smart-timing.co.uk and www.mylaps.com

www.mylaps.com

Licensed to: SMART Timing

Printed: 04/05/2015 10:34:08

Page 2/2


Scottish Legends Championship

Knockhill 1.267 miles

Race 16 - Final

05/04/2015 16:55

Race (10 Laps) started at 17:18:28



Competitors	Laps											
	0	1	2	3	4	5	6	7	8	9	10	
John BUSHBY (16)	1	16	4	4	4	4	4	4	4	4	4	1
Pino PALLAZZO (38)	2	38	2	7	7	7	7	7	7	7	1	7
David NEWALL (4)	3	4	7	2	2	2	2	1	1	1	7	4
Billy WAIT (17)	4	17	38	31	31	31	31	31	31	6	6	6
Ross MARSHALL (7)	5	7	31	1	1	1	1	6	6	31	31	31
Steven McGILL (2)	6	2	1	38	38	38	38	2	2	2	2	38
Euan McKAY (31)	7	31	6	6	6	6	6	38	38	38	38	3
David HUNTER (6)	8	6	83	83	83	83	83	83	68	68	68	68
John PATERSON (1)	9	1	68	3	68	68	68	68	3	3	3	58
John TAYLOR (44)	10	44	3	58	3	3	3	3	83	83	58	16
Ian McLEISH (3)	11	3	58	68	58	58	58	58	58	58	44	44
Will NEAL (68)	12	68	44	44	44	44	44	16	16	16	16	
Grant SMITH (83)	13	83	16	16	16	16	16	44	44	44	83	
Mark CUMMING (58)	14	58	17									
-	15											

SMRC Spring Raceday

Sorted on Laps

Scottish BMW Compact Cup

Knockhill 1.267 miles

Race 17 - 3rd Race (Group C & Group A) - AMENDED RESULT

05/04/2015 17:15

Race (10 Laps) started at 17:43:50

Pos	No.	Name	Make/Model	CC	Class Code	Laps	Total Tm	Diff	Best Tm	In Lap	Best Speed
1	2	Steven DAILLY	BMW Compact	1900	BMWCC	10	10:36.555		1:03.276	5	72.079
2	72	Cliff HARPER	BMW Compact	1900	BMWCC	10	10:43.395	6.840	1:03.960	5	71.308
3	85	Gary CLARK	BMW Compact	1900	BMWCN	10	10:43.486	6.931	1:03.862	7	71.417
4	92	Carol BROWN	BMW Compact	1900	BMWCC	10	10:54.830	18.275	1:04.059	4	71.197
5	59	Brogan KINSELLA	BMW Compact	1900	BMWCN	10	10:57.728	21.173	1:03.798	5	71.489
6	69	Stephen RUSSELL	BMW Compact	1900	BMWCC	10	11:00.623	24.068	1:05.263	9	69.884
7	21	Zack RUNCIE	BMW Compact	1900	BMWCC	10	11:04.521	27.966	1:04.802	5	70.381
8	81	Douglas SIMPSON	BMW Compact	1900	BMWCN	10	11:04.653	28.098	1:04.640	6	70.558
9	90	Richard SUTHERLAND	BMW Compact	1900	BMWCN	10	11:05.200	28.645	1:04.802	6	70.381
10	77	Ashleigh MORRIS	BMW Compact	1900	BMWCC	10	11:05.234	28.679	1:04.673	5	70.522
11	14	Lee ELRICK	BMW Compact	1900	BMWCN	10	11:06.852	30.297	1:04.902	5	70.273
12	6	Phil DRYBURGH	BMW Compact	1900	BMWCC	10	11:07.575	31.020	1:04.803	7	70.380
13	45	Calum KING	BMW Compact	1900	BMWCN	10	11:08.027	31.472	1:04.983	5	70.185
14	63	Graham ROBERTSON	BMW Compact	1900	BMWCN	10	11:08.193	31.638	1:05.079	9	70.082
15	35	Martin BUCHAN	BMW Compact	1999	BMWCN	10	11:09.610	33.055	1:05.067	8	70.095
16	84	Robert MARSHALL	BMW Compact	1900	BMWCN	10	11:10.944	34.389	1:04.650	6	70.547
17	89	Shaun FORSYTH	BMW Compact	1900	BMWCN	10	11:11.112	34.557	1:05.968	9	69.137
18	79	Gavin SUTHERLAND	BMW Compact	1900	BMWCN	10	11:17.847	41.292	1:05.012	5	70.154
19	40	Steven GOLDIE	BMW Compact	1900	BMWCN	10	11:18.155	41.600	1:05.584	6	69.542
20	18	Graham KELLY	BMW Compact	1900	BMWCN	10	11:18.602	42.047	1:05.519	7	69.611
21	7	Steven KING	BMW Compact	1900	BMWCN	10	11:18.870	42.315	1:05.430	8	69.706
22	76	Jonathan ATKINSON	BMW Compact	1900	BMWCN	10	11:19.977	43.422	1:05.799	7	69.315
23	16	Ivor MAIRS	BMW Compact	1900	BMWCC	10	11:35.365	58.810	1:06.942	8	68.131
24	67	Wendy NEWTON	BMW Compact	1900	BMWCN	9	10:49.227	1 Lap	1:09.731	6	65.406

Announcements

25/04/15 AMENDED RESULT - Car No's 63, 76, 89 & 90 re-classified.

Margin of Victory	Avg. Speed	Best Lap Tm	Best Speed	Best Lap by
6.840	71.649	1:03.276	72.079	2 - Steven DAILLY

Clerk of the Course.

Orbits

Sig : Time :

Chief Timekeeper : Ian Sharp (SMART Timing)

www.mylaps.com

Results available at www.smart-timing.co.uk and www.mylaps.com

Licensed to: SMART Timing

Printed: 04/05/2015 10:23:06


Scottish BMW Compact Cup

Knockhill 1.267 miles

Race 17 - 3rd Race (Group C & Group A) - AMENDED RESULT

05/04/2015 17:15

Race (10 Laps) started at 17:43:50



Competitors	Laps									
	1	2	3	4	5	6	7	8	9	10
Steven DAILLY (2)	1	2	2	2	2	2	2	2	2	2
Cliff HARPER (72)	2	72	72	72	72	72	72	72	72	72
Gary CLARK (85)	3	85	85	85	85	85	85	85	85	85
Shaun FORSYTH (89)	4	89	69	69	69	92	92	92	92	92
Stephen RUSSELL (69)	5	69	45	45	92	69	69	69	59	59
Calum KING (45)	6	45	89	92	45	45	59	59	69	69
Ashleigh MORRIS (77)	7	77	92	77	59	59	45	45	45	77
Graham ROBERTSON (63)	8	63	77	89	77	77	77	77	21	81
Carol BROWN (92)	9	92	59	59	14	14	21	21	21	81
Zack RUNCIE (21)	10	21	21	21	21	14	14	81	90	77
Richard SUTHERLAND (90)	11	90	14	14	89	81	81	81	90	45
Brogan KINSELLA (59)	12	59	63	63	90	89	90	90	14	14
Lee ELRICK (14)	13	14	90	90	63	90	89	6	6	6
Graham KELLY (18)	14	18	35	81	81	63	6	89	63	63
Martin BUCHAN (35)	15	35	18	35	6	6	63	63	89	89
Douglas SIMPSON (81)	16	81	81	6	79	79	79	35	35	35
Gavin SUTHERLAND (79)	17	79	79	79	18	35	35	84	84	84
Phil DRYBURGH (6)	18	6	6	18	35	84	84	40	79	79
Steven KING (7)	19	7	7	84	84	40	40	79	40	40
Robert MARSHALL (84)	20	84	84	7	40	7	7	7	7	18
Ivor MAIRS (16)	21	16	16	40	7	18	18	18	18	7
Steven GOLDIE (40)	22	40	40	76	76	76	76	76	76	76
Jonathan ATKINSON (76)	23	76	76	16	16	16	16	16	16	16
Wendy NEWTON (67)	24	67	67	67	67	67	67	67	67	67