

Knockhill

6th/7th June 2015

Knockhill Motor Sports Club Scottish Championship Bike Meeting Reverse Direction



S.M.A.R.T.

Scottish Motorsports Automatic Race Timing

Ravenslea, Melrose Road, Galashiels, TD1 2AT

Telephone : 01896 – 752447

KMSC National Motorcycle Racing AC**Sorted on best lap time**

Scottish Championship Superstock 600

Knockhill 1.267 miles

Warm Up

06/06/2015 09:00

Practice (10:00 Time) started at 9:07:59

Pos	No.	Name	Make/Model	CC	Class Code	Laps	Best Tm	Diff	Best Speed	2nd Best
1	51	Mark IRONSIDE	Kawasaki	XR600	S6	7	1:01.987		73.581	1:02.254
2	99	Callum GRIGOR	Kawasaki	ZX6R 600	S6	6	1:03.840	1.853	71.446	1:05.447
3	19	Kristopher DUNCAN	Kawasaki	ZX6R	S6	7	1:04.288	2.301	70.948	1:04.300
4	7	Jodie CHALK	Triumph	675	S6	1	1:05.069	3.082	70.096	
5	21	Sean COOPER	Triumph	675R	S6	7	1:06.050	4.063	69.055	1:06.404
6	97	Sammi TASKER	Suzuki	GSXR600	S6	7	1:06.523	4.536	68.564	1:06.933
7	30	Liam SHELLCOCK	Triumph	675R	S6	4	1:07.665	5.678	67.407	1:07.785
8	49	Paul McCLUNG	Yamaha	R6 600	S6	7	1:08.902	6.915	66.197	1:09.025
9	27	Andrew DONALD	Yamaha	R6 600	S6	6	1:09.178	7.191	65.933	1:09.456
10	28	Paul BOWERBANK	Kawasaki	ZX6R 600	S6	6	1:09.452	7.465	65.673	1:10.859
11	2	Angus MEARNS	Yamaha	R6 600	S6	7	1:10.541	8.554	64.659	1:10.713
12	93	Kyle DUNCAN	Kawasaki	ZX6R 600	S6				-	

Clerk of the Course.

Orbits

Sig : Time :

Chief Timekeeper : Ian Sharp (SMART Timing)

www.mylaps.com

Results available at www.smart-timing.co.uk and www.mylaps.com

Licensed to: SMART Timing

Printed: 08/06/2015 21:41:19

KMSC National Motorcycle Racing AC

Scottish Championship Superstock 600

Knockhill 1.267 miles

Warm Up

06/06/2015 09:00

Practice (10:00 Time) started at 9:07:59

Lap	Time of Day	Lap Tm	S1	S2	S3	SFSpd	S1Spd	Lap	Time of Day	Lap Tm	S1	S2	S3	SFSpd	S1Spd			
(51) Mark IRONSIDE								3	9:11:46.832	1:10.859	20.853	27.591	22.415	109.474	102.454			
1	9:09:55.656	1:17.731	24.456	30.667	22.608	35.098	92.181	4	9:14:23.870	2:37.038	19.639	27.378	1:50.021	117.116	107.544			
2	9:11:02.553	1:06.897	19.022	26.665	21.210	119.409	104.366	5	9:15:37.240	1:13.370	21.857	26.915	24.598	47.763	113.357			
3	9:12:07.785	1:05.232	18.551	25.855	20.826	119.196	109.474	6	9:16:46.692	1:09.452	19.838	26.222	23.392	84.200	114.910			
4	9:13:10.944	1:03.159	17.958	24.745	20.456	123.360	113.166	(2) Angus MEARNES										
5	9:14:14.693	1:03.749	17.677	25.229	20.843	126.380	114.129	1	9:09:27.021	1:24.307	27.097	31.959	25.251	33.554	87.952			
6	9:15:16.947	1:02.254	17.737	24.311	20.206	124.044	115.107	2	9:10:41.935	1:14.914	21.447	29.133	24.334	97.967	96.697			
7	9:16:18.934	1:01.987	17.374	24.216	20.397	125.435	112.786	3	9:11:54.828	1:12.893	20.585	28.398	23.910	103.402	96.558			
(99) Callum GRIGOR								4	9:13:06.266	1:11.438	19.883	28.235	23.320	107.544	99.272			
1	9:09:16.205	1:16.804	24.063	29.350	23.391	44.918	99.419	5	9:14:16.807	1:10.541	19.891	27.592	23.058	113.166	100.310			
2	9:10:25.619	1:09.414	20.366	26.859	22.189	97.967	105.848	6	9:15:27.604	1:10.797	20.309	27.300	23.188	113.357	98.111			
3	9:11:32.512	1:06.893	19.279	26.021	21.593	110.374	111.660	7	9:16:38.317	1:10.713	19.931	27.450	23.332	111.290	100.611			
4	9:12:37.959	1:05.447	18.872	25.234	21.341	113.549	112.220	(19) Kristopher DUNCAN										
5	9:13:44.183	1:06.224	18.537	25.479	22.208	115.504	108.588	1	9:09:22.711	1:19.698	25.255	30.101	24.342	34.432	93.726			
6	9:14:48.023	1:03.840	17.971	24.954	20.915	124.968	114.323	2	9:10:32.053	1:09.342	19.292	27.189	22.861	120.049	106.689			
(7) Jodie CHALK								3	9:11:39.197	1:07.144	18.756	26.195	22.193	120.697	107.030			
1	9:12:34.580	1:05.069	(21) Sean COOPER								4	9:12:45.141	1:05.944	18.450	25.540	21.954	125.670	110.922
1	9:09:23.215	1:21.505	25.853	30.240	25.412	40.869	93.988	5	9:13:50.273	1:05.132	18.178	25.320	21.634	128.068	111.846			
2	9:10:35.288	1:12.073	20.778	27.382	23.913	105.184	107.372	6	9:14:54.573	1:04.300	17.849	25.032	21.419	126.380	115.504			
3	9:11:44.721	1:09.433	19.645	26.537	23.251	110.739	111.290	7	9:15:58.861	1:04.288	18.027	25.046	21.215	124.735	114.323			
4	9:12:52.724	1:08.003	19.564	25.754	22.685	111.290	111.290	(97) Sammi TASKER										
5	9:13:59.603	1:06.879	18.892	25.275	22.712	117.733	114.323	1	9:09:57.871	1:19.156	23.359	31.652	24.145	41.604	99.125			
6	9:15:05.653	1:06.050	18.885	25.005	22.160	115.703	114.714	2	9:11:09.648	1:11.777	20.142	28.501	23.134	115.305	108.413			
7	9:16:12.057	1:06.404	19.133	25.164	22.107	115.703	115.107	3	9:12:19.112	1:09.464	19.146	27.808	22.510	119.196	110.556			
(30) Liam SHELLCOCK								4	9:13:27.015	1:07.903	19.120	26.952	21.831	123.815	114.129			
1	9:09:22.987	1:19.570	25.007	30.492	24.071	37.850	92.054	5	9:14:33.538	1:06.523	18.605	26.388	21.530	123.587	113.357			
2	9:10:35.021	1:12.034	19.825	28.359	23.850	116.304	104.366	6	9:15:40.557	1:07.019	18.619	26.435	21.965	123.815	112.033			
3	9:11:42.806	1:07.785	18.793	26.452	22.540	117.321	108.064	7	9:16:47.490	1:06.933	18.757	26.491	21.685	119.621	111.290			
4	9:12:50.471	1:07.665	18.539	26.436	22.690	121.572	111.474	(49) Paul McCLUNG										
(27) Andrew DONALD								1	9:09:21.671	1:20.892	26.161	30.089	24.642	38.880	88.532			
1	9:09:22.987	1:19.570	25.007	30.492	24.071	37.850	92.054	2	9:10:34.952	1:13.281	20.854	28.328	24.099	105.681	107.544			
2	9:10:35.021	1:12.034	19.825	28.359	23.850	116.304	104.366	3	9:11:48.277	1:13.325	21.694	28.240	23.391	104.204	107.030			
3	9:11:42.806	1:07.785	18.793	26.452	22.540	117.321	108.064	4	9:13:00.560	1:12.283	20.418	28.149	23.716	113.935	111.290			
4	9:12:50.471	1:07.665	18.539	26.436	22.690	121.572	111.474	5	9:14:11.621	1:11.061	19.851	27.605	23.605	112.220	112.220			
(28) Paul BOWERBANK								6	9:15:20.523	1:08.902	19.702	26.572	22.628	113.166	114.129			
1	9:09:23.866	1:19.490	24.557	30.187	24.746	39.898	104.204	7	9:16:29.548	1:09.025	19.658	26.665	22.702	111.846	114.714			
2	9:10:35.973	1:12.107	20.481	27.459	24.167	105.020	112.220	(27) Andrew DONALD										
(28) Paul BOWERBANK								1	9:10:48.531	1:16.240	23.996	28.977	23.267	46.441	96.697			
1	9:09:23.866	1:19.490	24.557	30.187	24.746	39.898	104.204	2	9:11:58.837	1:10.306	19.361	27.795	23.150	110.739	103.084			
2	9:10:35.973	1:12.107	20.481	27.459	24.167	105.020	112.220	3	9:13:08.015	1:09.178	19.663	27.101	22.414	105.349	103.084			

Clerk of the Course.

Orbits

Sig : Time :
Chief Timekeeper : Ian Sharp (SMART Timing)

Results available at www.smart-timing.co.uk and www.mylaps.com

www.mylaps.com
Licensed to: SMART Timing

KMSC National Motorcycle Racing AC**Sorted on best lap time****KMSC Cupar Motorcycles Pre-Injection 600****Knockhill 1.267 miles****Warm Up****06/06/2015 09:15****Practice (10:00 Time) started at 9:18:45**

Pos	No.	Name	Make/Model	CC	Class Code	Laps	Best Tm	Diff	Best Speed	2nd Best
1	11	Patrick FORMAN	Yamaha	R6 600	PI6	7	1:02.058		73.497	1:03.461
2	84	Kyle HARPER	Yamaha	R6 600	PI6	7	1:02.583	0.525	72.881	1:03.108
3	92	Andrew CRAIGMILE	Yamaha	YZF R6	PI6	3	1:08.867	6.809	66.230	1:10.408
4	60	Douglas BROWN	Yamaha	R6 600	PI6	7	1:09.034	6.976	66.070	1:09.310
5	48	David McCAFFERTY	Yamaha	R6 600	PI6	7	1:09.185	7.127	65.926	1:09.201
6	6	James WILKEN	Yamaha	R6 600	PI6	7	1:09.593	7.535	65.540	1:10.717
7	91	Lewis SHAND	Yamaha	R6 600	PI6	6	1:11.738	9.680	63.580	1:12.765
8	17	Ellie ANDERSON	Yamaha	R6 600	PI6	6	1:14.322	12.264	61.369	1:14.415
9	87	Chris CHERRY	Honda	CBR600	PI6	6	1:17.260	15.202	59.036	1:17.772
10	10	Stuart DEANS	Kawasaki	ZX6 600	PI6	6	1:17.722	15.664	58.685	1:18.969
11	54	Cameron ROBB	Yamaha	R6 600	PI6	6	1:18.284	16.226	58.263	1:18.293
12	65	Sam KENNEDY	Yamaha	R6 600	PI6	6	1:18.333	16.275	58.227	1:18.384
13	73	Fraser CAMERON	Yamaha	R6 600	PI6	5	1:18.444	16.386	58.145	1:19.407
14	16	Michael CLARK	Honda	CBR600	PI6	6	1:18.449	16.391	58.141	1:18.926
15	81	Stewart MARR	Yamaha	R6 600	PI6	4	1:25.256	23.198	53.499	1:25.909
16	88	Brian MARR	Yamaha	R6 600	PI6	1	1:31.024	28.966	50.109	
17	86	Russell WILL	Yamaha	R6 600	PI6			-	-	
18	41	Lukasz PIEC	Yamaha	R6 600	SS6			-	-	

Clerk of the Course.

Orbits

Sig : Time :

Chief Timekeeper : Ian Sharp (SMART Timing)

Results available at www.smart-timing.co.uk and www.mylaps.comwww.mylaps.com

Licensed to: SMART Timing

Printed: 08/06/2015 21:18:55

KMSC National Motorcycle Racing AC**Sorted on best lap time**

Scottish Championship Lightweights

Knockhill 1.267 miles

Warm Up

06/06/2015 09:30

Practice (10:00 Time) started at 9:35:38

Pos	No.	Name	Make/Model	CC	Class Code	Laps	Best Tm	Diff	Best Speed	2nd Best
1	31	Torquil PATERSON	Kawasaki	ER6	SL	7	1:05.356		69.788	1:06.341
2	21	Grant REID	Kawasaki	ER6	SL	8	1:05.966	0.610	69.143	1:07.037
3	12	Dan JAMES	Suzuki	SV650	SL	8	1:08.536	3.180	66.550	1:09.525
4	5	Gillian McGAW	Kawasaki	400	SL	7	1:09.629	4.273	65.506	1:11.056
5	118	Rod WALKER	Kawasaki	ZXR400	SL	7	1:12.149	6.793	63.218	1:12.689
6	4	Alan GIBSON	Suzuki	SV650	SL	7	1:13.841	8.485	61.769	1:15.943
7	25	Jim PURVIS	Yamaha	FZR400	SL	7	1:14.619	9.263	61.125	1:16.848
8	44	Derek ADAMS	Weslake	900	CS	7	1:16.045	10.689	59.979	1:16.361
9	54	Ryan GIBSON	Kawasaki	ZXR400	SL	7	1:18.202	12.846	58.324	1:19.512
10	39	Stuart HAMILTON	Kawasaki	ZXR400	F4	7	1:18.246	12.890	58.292	1:18.879
11	79	Ashley ROBSON	Kawasaki	ZXR400	SL	6	1:18.651	13.295	57.992	1:18.822
12	51	Leon MURPHY	Kawasaki	ZXR400	SL	7	1:19.235	13.879	57.564	1:19.873
13	112	Gordon MILLAR	Suzuki	SV650	SL	4	1:21.989	16.633	55.631	1:22.823
14	74	Christine WATSON	Honda	CBR400RR	SL	5	1:31.304	25.948	49.955	1:37.716
15	16	Gerry KEIRNAN	Suzuki	SV650	SL	5	1:37.565	32.209	46.749	1:40.041
16	56	Phil WALTERS	Suzuki	SV650	SL				-	
17	18	Vic ALLAN	Kawasaki	ER6	SL				-	
18	37	Liam CAMPBELL	Honda	CBR400	SL				-	

Clerk of the Course.

Orbits

Sig : Time :

Chief Timekeeper : Ian Sharp (SMART Timing)

www.mylaps.com

Results available at www.smart-timing.co.uk and www.mylaps.com

Licensed to: SMART Timing

Printed: 08/06/2015 21:35:55

KMSC National Motorcycle Racing AC**Sorted on best lap time**

Scottish Championship Superbikes & Shirlaws KMSC Clubman

Knockhill 1.267 miles

Warm Up

06/06/2015 09:30

Practice (10:00 Time) started at 9:50:16

Pos	No.	Name	Make/Model	CC	Class Code	Laps	Best Tm	Diff	Best Speed	2nd Best
1	179	Andrew TASKER	Kawasaki	ZX10R	SB	7	59.245		76.987	59.479
2	47	Alan BRYCE	Suzuki	GSXR1000	SB	7	59.878	0.633	76.173	1:00.989
3	68	Paul WISHART	Kawasaki	ZX10R	SB	8	1:02.671	3.426	72.778	1:02.765
4	55	Donald MacFADYEN	BMW	S1000RR	SB	8	1:02.838	3.593	72.585	1:02.937
5	7	Sean GILFILLAN	Kawasaki	ZX10R	SB	7	1:03.187	3.942	72.184	1:04.270
6	34	John DEAN	Suzuki	GSXR 750	SB	7	1:03.526	4.281	71.799	1:03.579
7	5	Daniel MacLEAN	Honda	CBR600RR	C	7	1:03.552	4.307	71.769	1:05.160
8	84	Darren ROSS	Kawasaki	ZX10R	SB	7	1:03.819	4.574	71.469	1:04.752
9	63	Kenny PATERSON	BMW	S1000RR	C	7	1:04.068	4.823	71.191	1:04.876
10	71	Gavin JONES	Honda	CBR1000RI	C	6	1:04.328	5.083	70.904	1:04.473
11	66	Derek BUTCHER	Yamaha	R1	C	7	1:04.423	5.178	70.799	1:04.618
12	119	Kristopher DUNCAN	Kawasaki	ZX6R 600	C	7	1:04.589	5.344	70.617	1:05.128
13	33	Graeme BODEL	Ducati	1098	C	7	1:04.678	5.433	70.520	1:06.312
14	67	Des BURNS	Kawasaki	ZX10R	C	7	1:04.922	5.677	70.255	1:06.333
15	50	Tim HASTINGS	Kawasaki	ZX6R 600	SB	7	1:06.089	6.844	69.014	1:07.358
16	69	Rodney SCOTT	BMW	S1000RR	C	5	1:06.963	7.718	68.114	1:07.037
17	37	Steven PATERSON	Yamaha	R1	C	7	1:07.368	8.123	67.704	1:09.486
18	82	Geraint JONES	GSXR1000			7	1:07.572	8.327	67.500	1:09.682
19	12	Neil BROWN	Honda	CBR1000	C	7	1:07.834	8.589	67.239	1:08.384
20	111	Jimmy SHANKS	KTM	RC8	C	5	1:09.339	10.094	65.780	1:09.761
21	42	Paul GEDDES	Ducati	1098s	C	7	1:09.744	10.499	65.398	1:10.982
22	54	Gordon DUNCAN	Suzuki	GSXR 100C	C	1	1:30.366	31.121	50.474	

Clerk of the Course.

Orbits

Sig : Time :

Chief Timekeeper : Ian Sharp (SMART Timing)

www.mylaps.com

Results available at www.smart-timing.co.uk and www.mylaps.com

Licensed to: SMART Timing

Printed: 08/06/2015 21:38:55

KMSC National Motorcycle Racing AC

Scottish Championship Superbikes & Shirlaws KMSC Clubman

Knockhill 1.267 miles

Warm Up

06/06/2015 09:30

Practice (10:00 Time) started at 9:50:16

Lap	Time of Day	Lap Tm	S1	S2	S3	SFSpd	S1Spd	Lap	Time of Day	Lap Tm	S1	S2	S3	SFSpd	S1Spd
4	9:55:36.026	1:10.227	19.701	27.800	22.726	110.739	100.762								
5	9:56:45.512	1:09.486	19.207	27.870	22.409	109.832	104.692								
6	9:57:55.663	1:10.151	19.240	27.085	23.826	111.290	106.520								
7	9:59:03.031	1:07.368	19.114	26.547	21.707	111.474	108.941								

(82) Geraint JONES

1	9:51:56.425	1:25.000	27.060	31.789	26.151	39.803	91.677
2	9:53:11.417	1:14.992	22.051	28.984	23.957	94.651	93.335
3	9:54:23.272	1:11.855	21.221	27.712	22.922	99.272	99.714
4	9:55:34.748	1:11.476	20.098	28.055	23.323	112.597	97.824
5	9:56:44.430	1:09.682	20.051	27.364	22.267	119.196	101.678
6	9:57:54.994	1:10.564	18.987	28.145	23.432	116.912	99.272
7	9:59:02.566	1:07.572	19.203	26.386	21.983	114.910	107.717

(12) Neil BROWN

1	9:51:59.601	1:26.315	26.887	32.293	27.135	41.942	81.938
2	9:53:17.781	1:18.180	22.441	31.445	24.294	91.928	81.343
3	9:54:31.052	1:13.271	20.732	29.452	23.087	105.349	89.957
4	9:55:40.954	1:09.902	19.668	27.703	22.531	113.166	94.919
5	9:56:48.788	1:07.834	18.831	27.198	21.805	111.290	101.218
6	9:57:57.172	1:08.384	18.974	26.785	22.625	116.506	101.218
7	9:59:07.148	1:09.976	19.332	27.602	23.042	116.506	97.117

(111) Jimmy SHANKS

1	9:51:41.777	1:16.130	24.924	28.538	22.668	43.492	101.678
2	9:52:52.178	1:10.401	21.003	26.889	22.509	101.832	107.717
3	9:54:01.939	1:09.761	20.335	26.684	22.742	101.832	110.739
4	9:55:12.366	1:10.427	20.178	27.122	23.127	100.762	111.474
5	9:56:21.705	1:09.339	19.755	26.912	22.672	102.454	107.717

(42) Paul GEDDES

1	9:51:56.785	1:24.024	27.170	31.559	25.295	41.450	79.890
2	9:53:10.943	1:14.158	21.293	28.770	24.095	100.914	88.532
3	9:54:22.898	1:11.955	20.250	28.525	23.180	107.717	89.120
4	9:55:32.642	1:09.744	19.372	27.275	23.097	113.166	94.518
5	9:56:43.624	1:10.982	19.673	27.916	23.393	118.147	89.358
6	9:57:55.573	1:11.949	19.347	28.172	24.430	117.116	93.857
7	9:59:06.841	1:11.268	20.164	27.821	23.283	115.107	92.562

(54) Gordon DUNCAN

1	9:51:56.762	1:30.366	27.530	35.833	27.003	43.747	70.789
---	-------------	----------	--------	--------	--------	--------	--------

Clerk of the Course.

Orbits

Sig : Time :
 Chief Timekeeper : Ian Sharp (SMART Timing)
 Results available at www.smart-timing.co.uk and www.mylaps.com

www.mylaps.com
 Licensed to: SMART Timing

KMSC National Motorcycle Racing AC**Sorted on best lap time**

KMSC 125's

Knockhill 1.267 miles

Warm Up

06/06/2015 10:00

Practice (10:00 Time) started at 10:01:19

Pos	No.	Name	Make/Model	CC	Class Code	Laps	Best Tm	Diff	Best Speed	2nd Best
1	88	Lewis NICOL	Aprilia	RS125	F125	7	1:13.900		61.720	1:14.244
2	27	James McLAREN	Aprilia	RS125	F125	5	1:24.582	10.682	53.925	1:25.913
3	9	Rishon HICKEY	Aprilia	125	F125	5	1:26.477	12.577	52.743	1:27.736
4	47	Joel BAVIDGE	Aprilia	RS125	F125	5	1:28.417	14.517	51.586	1:28.939
5	11	Lewis PATERSON	Aprilia	RS125	F125	3	1:32.193	18.293	49.473	3:02.091
6	15	Finlay MILNE	Aprilia	125	F125	4	1:42.075	28.175	44.684	1:46.161
7	21	Marc GIBSON	Aprilia	RS125	F125				-	

Clerk of the Course.

Orbits

Sig : Time :

Chief Timekeeper : Ian Sharp (SMART Timing)

Results available at www.smart-timing.co.uk and www.mylaps.comwww.mylaps.com

Licensed to: SMART Timing

Printed: 08/06/2015 21:08:10

KMSC National Motorcycle Racing AC

KMSC 125's

Knockhill 1.267 miles

Warm Up

06/06/2015 10:00

Practice (10:00 Time) started at 10:01:19

Lap	Time of Day	Lap Tm	S1	S2	S3	SFSpd	S1Spd	Lap	Time of Day	Lap Tm	S1	S2	S3	SFSpd	S1Spd
(88) Lewis NICOL															
1	10:02:48.470	1:25.373	27.107	31.624	26.642	42.312	76.172								
2	10:04:07.569	1:19.099	22.394	29.485	27.220	83.989	79.323								
3	10:05:24.271	1:16.702	23.476	27.893	25.333	82.951	79.606								
4	10:06:40.190	1:15.919	23.231	27.969	24.719	85.162	79.700								
5	10:07:57.036	1:16.846	21.972	29.218	25.656	84.946	80.368								
6	10:09:10.936	1:13.900	21.681	27.580	24.639	84.839	80.081								
7	10:10:25.180	1:14.244	21.159	28.360	24.725	85.054	79.136								
(27) James McLAREN															
1	10:04:06.346	1:39.398	30.701	37.080	31.617	37.935	63.130								
2	10:05:36.146	1:29.800	26.829	32.891	30.080	79.606	73.664								
3	10:07:05.694	1:29.548	27.103	33.094	29.351	72.864	75.317								
4	10:08:31.607	1:25.913	25.018	32.370	28.525	77.047	74.981								
5	10:09:56.189	1:24.582	24.781	31.799	28.002	81.739	80.081								
(9) Rishon HICKEY															
1	10:02:56.738	1:31.055	26.768	33.046	31.241	41.272	76.432								
2	10:04:24.474	1:27.736	24.089	33.680	29.967	81.441	75.487								
3	10:06:52.281	2:27.807	25.634	33.512	1:28.661	78.214	73.262								
4	10:08:22.577	1:30.296	27.648	32.851	29.797	30.615	72.627								
5	10:09:49.054	1:26.477	24.148	32.585	29.744	88.183	75.572								
(47) Joel BAVIDGE															
1	10:03:22.869	1:50.556	34.527	39.551	36.478	25.536	68.060								
2	10:05:01.398	1:38.529	28.406	36.833	33.290	77.402	74.481								
3	10:06:31.791	1:30.393	26.711	33.671	30.011	79.606	77.491								
4	10:08:00.730	1:28.939	26.942	32.333	29.664	77.941	74.564								
5	10:09:29.147	1:28.417	26.191	33.541	28.685	79.417	74.564								
(11) Lewis PATERSON															
1	10:04:39.994	3:02.091	27.436	34.189	2:00.466	37.574	69.904								
2	10:06:12.187	1:32.193	27.431	33.985	30.777	48.383	64.465								
3	10:09:58.041	3:45.854	25.402	33.870	2:46.582	81.048	64.964								
(15) Finlay MILNE															
1	10:05:20.406	1:53.534	32.472	43.024	38.038	23.497	54.826								
2	10:07:06.567	1:46.161	30.451	41.373	34.337	68.060	56.967								
3	10:08:54.204	1:47.637	29.638	42.358	35.641	68.547	54.782								
4	10:10:36.279	1:42.075	28.929	39.170	33.976	71.089	62.368								

Clerk of the Course.

Orbits

Sig : Time :
 Chief Timekeeper : Ian Sharp (SMART Timing)
 Results available at www.smart-timing.co.uk and www.mylaps.com

www.mylaps.com
 Licensed to: SMART Timing

Printed: 06/06/2015 17:15:27

KMSC National Motorcycle Racing AC

Sorted on best lap time

Scottish Championship Superstock 600

Knockhill 1.267 miles

Qualifying 1

06/06/2015 10:15

Qualifying (10:00 Time) started at 10:14:16

Pos	No.	Name	Make/Model	CC	Class Code	Laps	Best Tm	Diff	Best Speed	2nd Best
1	8	Lewis ROLLO	Kawasaki	XR	S6	9	59.281		76.940	59.290
2	51	Mark IRONSIDE	Kawasaki	XR600	S6	8	1:00.701	1.420	75.140	1:01.067
3	7	Jodie CHALK	Triumph	675	S6	8	1:01.665	2.384	73.966	1:02.173
4	97	Sammi TASKER	Suzuki	GSXR600	S6	8	1:02.000	2.719	73.566	1:02.087
5	99	Callum GRIGOR	Kawasaki	ZX6R 600	S6	8	1:02.491	3.210	72.988	1:02.539
6	30	Liam SHELLCOCK	Triumph	675R	S6	8	1:03.446	4.165	71.889	1:03.667
7	21	Sean COOPER	Triumph	675R	S6	8	1:03.539	4.258	71.784	1:04.009
8	27	Andrew DONALD	Yamaha	R6 600	S6	8	1:04.004	4.723	71.263	1:04.803
9	49	Paul McCLUNG	Yamaha	R6 600	S6	8	1:04.554	5.273	70.655	1:05.210
10	93	Kyle DUNCAN	Kawasaki	ZX6R 600	S6	7	1:05.498	6.217	69.637	1:06.103
11	19	Kristopher DUNCAN	Kawasaki	ZX6R	S6	7	1:05.549	6.268	69.583	1:06.068
12	72	Peter DUNCAN	Triumph	675R	S6	7	1:05.942	6.661	69.168	1:05.996
13	2	Angus MEARNS	Yamaha	R6 600	S6	8	1:05.970	6.689	69.139	1:06.337
14	28	Paul BOWERBANK	Kawasaki	ZX6R 600	S6	7	1:06.487	7.206	68.601	1:06.657
15	151	Leon MURPHY	Suzuki	GSXR 600	S6	7	1:10.280	10.999	64.899	1:11.618
16	63	Chris EASTWOOD	Suzuki	GSXR600	S6	6	1:18.036	18.755	58.449	1:19.457
17	41	Lukasz PIEC	Yamaha	R6 600	S6	6	1:21.684	22.403	55.838	1:21.812

Clerk of the Course.

Orbits

Sig : Time :

Chief Timekeeper : Ian Sharp (SMART Timing)

Results available at www.smart-timing.co.uk and www.mylaps.comwww.mylaps.com

Licensed to: SMART Timing

Printed: 08/06/2015 21:41:44

KMSC National Motorcycle Racing AC

Scottish Championship Superstock 600

Knockhill 1.267 miles

Qualifying 1

06/06/2015 10:15

Qualifying (10:00 Time) started at 10:14:16

Lap	Time of Day	Lap Tm	S1	S2	S3	SFSpd	S1Spd	Lap	Time of Day	Lap Tm	S1	S2	S3	SFSpd	S1Spd
1	10:15:51.676	1:30.930	26.835	35.568	28.527	43.861	72.392								
2	10:17:17.523	1:25.847	24.704	34.278	26.865	86.702	74.897								
3	10:18:41.667	1:24.144	24.668	33.455	26.021	86.927	79.985								
4	10:20:02.051	1:20.384	22.755	31.759	25.870	93.205	85.379								
5	10:21:21.508	1:19.457	22.483	31.513	25.461	97.967	84.095								
6	10:22:39.544	1:18.036	21.960	31.048	25.028	98.543	89.239								

(41) Lukasz PIEC

1	10:16:07.356	1:33.237	27.688	36.428	29.121	34.432	69.254
2	10:17:33.689	1:26.333	24.760	34.008	27.565	90.809	72.864
3	10:18:56.440	1:22.751	24.027	32.316	26.408	80.561	76.259
4	10:20:18.124	1:21.684	23.371	31.898	26.415	92.054	80.755
5	10:21:40.338	1:22.214	23.517	31.876	26.821	95.053	78.214
6	10:23:02.150	1:21.812	23.605	32.045	26.162	92.054	78.032

Clerk of the Course.

Orbits

Sig : Time :
Chief Timekeeper : Ian Sharp (SMART Timing)
Results available at www.smart-timing.co.uk and www.mylaps.com

www.mylaps.com
Licensed to: SMART Timing

KMSC National Motorcycle Racing AC

Scottish Championship Superstock 600

Knockhill 1.267 miles

Race 1 - 1st Race

06/06/2015 12:30

Race (10 Laps) started at 12:35:02

POLE POSITION

3 7 Jodie CHALK 1:01.665	2 51 Mark IRONSIDE 1:00.701	1 8 Lewis ROLLO 59.281	1
6 30 Liam SHELLCOCK 1:03.446	5 99 Callum GRIGOR 1:02.491	4 97 Sammi TASKER 1:02.000	2
9 49 Paul McCLUNG 1:04.554	8 27 Andrew DONALD 1:04.004	7 21 Sean COOPER 1:03.539	3
12 72 Peter DUNCAN 1:05.942	11 19 Kristopher DUNCAN 1:05.549	10 93 Kyle DUNCAN 1:05.498	4
15 151 Leon MURPHY 1:10.280	14 28 Paul BOWERBANK 1:06.487	13 2 Angus MEARNS 1:05.970	5
	17 41 Lukasz PIEC 1:21.684	16 63 Chris EASTWOOD 1:18.036	6

Clerk of the Course.

Orbits

Sig : Time :

Chief Timekeeper : Ian Sharp (SMART Timing)

Results available at www.smart-timing.co.uk and www.mylaps.com

www.mylaps.com

Licensed to: SMART Timing

Printed: 06/06/2015 17:33:57

KMSC National Motorcycle Racing AC

Scottish Championship Superstock 600

Knockhill 1.267 miles

Race 16 - 2nd Race

07/06/2015 12:30

Race (10 Laps)

POLE POSITION

3
7 Jodie CHALK
1:01.665

2
51 Mark IRONSIDE
1:00.701

1
8 Lewis ROLLO
59.281

6
30 Liam SHELLCOCK
1:03.446

5
99 Callum GRIGOR
1:02.491

4
97 Sammi TASKER
1:02.000

9
49 Paul McCLUNG
1:04.554

8
27 Andrew DONALD
1:04.004

7
21 Sean COOPER
1:03.539

12
72 Peter DUNCAN
1:05.942

11
19 Kristopher DUNCAN
1:05.549

10
93 Kyle DUNCAN
1:05.498

15
151 Leon MURPHY
1:10.280

14
28 Paul BOWERBANK
1:06.487

13
2 Angus MEARNS
1:05.970

17
41 Lukasz PIEC
1:21.684

16
63 Chris EASTWOOD
1:18.036

1
2
3
4
5
6

Clerk of the Course.

Orbits

Sig : Time :

Chief Timekeeper : Ian Sharp (SMART Timing)

Results available at www.smart-timing.co.uk and www.mylaps.com

www.mylaps.com

Licensed to: SMART Timing

Printed: 06/06/2015 17:34:26

KMSC National Motorcycle Racing AC**Sorted on best lap time****KMSC Cupar Motorcycles Pre-Injection 600****Knockhill 1.267 miles****Qualifying 2****06/06/2015 10:30****Qualifying (10:00 Time) started at 10:28:29**

Pos	No.	Name	Make/Model	CC	Class Code	Laps	Best Tm	Diff	Best Speed	2nd Best
1	11	Patrick FORMAN	Yamaha	R6 600	PI6	10	1:01.660		73.972	1:02.189
2	84	Kyle HARPER	Yamaha	R6 600	PI6	8	1:02.360	0.700	73.141	1:03.227
3	48	David McCAFFERTY	Yamaha	R6 600	PI6	9	1:04.105	2.445	71.150	1:04.246
4	86	Russell WILL	Yamaha	R6 600	PI6	9	1:05.407	3.747	69.734	1:05.581
5	119	Allan HARROW	Yamaha	R6 600	PI6	9	1:06.079	4.419	69.025	1:07.310
6	92	Andrew CRAIGMILE	Yamaha	YZF R6	PI6	9	1:06.425	4.765	68.665	1:06.692
7	47	Steven HADDOW	Yamaha	R6 600	PI6	9	1:07.665	6.005	67.407	1:08.609
8	89	Alex BASS	Yamaha	R6 600	PI6	9	1:08.389	6.729	66.693	1:10.134
9	6	James WILKEN	Yamaha	R6 600	PI6	9	1:08.493	6.833	66.592	1:08.810
10	54	Cameron ROBB	Yamaha	R6 600	PI6	9	1:08.805	7.145	66.290	1:11.023
11	91	Lewis SHAND	Yamaha	R6 600	PI6	9	1:09.084	7.424	66.022	1:09.094
12	21	Michael BURKE	Yamaha	R6 600	PI6	2	1:11.910	10.250	63.428	7:15.621
13	58	Barry STEWART	Yamaha	R6 600	PI6	8	1:12.284	10.624	63.100	1:13.897
14	17	Ellie ANDERSON	Yamaha	R6 600	PI6	8	1:13.462	11.802	62.088	1:13.966
15	16	Michael CLARK	Honda	CBR600	PI6	8	1:15.386	13.726	60.503	1:16.045
16	10	Stuart DEANS	Kawasaki	ZX6 600	PI6	8	1:16.537	14.877	59.593	1:16.746
17	73	Fraser CAMERON	Yamaha	R6 600	PI6	8	1:17.533	15.873	58.828	1:19.935
18	81	Stewart MARR	Yamaha	R6 600	PI6	8	1:21.290	19.630	56.109	1:21.521
19	60	Douglas BROWN	Yamaha	R6 600	PI6	2	1:23.603	21.943	54.557	7:58.472
20	76	Steven BEATTIE	Yamaha	R6 600	PI6				-	
21	9	Warren ROBINSON	Kawasaki	ZX6R	PI6				-	
22	65	Sam KENNEDY	Yamaha	R6 600	PI6				-	
23	87	Chris CHERRY	Honda	CBR600	PI6				-	

Clerk of the Course.

Orbits

Sig : Time :

Chief Timekeeper : Ian Sharp (SMART Timing)

www.mylaps.com

Results available at www.smart-timing.co.uk and www.mylaps.com

Licensed to: SMART Timing

Printed: 08/06/2015 21:19:41

KMSC National Motorcycle Racing AC

KMSC Cupar Motorcycles Pre-Injection 600

Knockhill 1.267 miles

Qualifying 2

06/06/2015 10:30

Qualifying (10:00 Time) started at 10:28:29

Lap	Time of Day	Lap Tm	S1	S2	S3	SFSpd	S1Spd
(11) Patrick FORMAN							
1	10:29:41.552	1:07.349	21.719	24.762	20.868	46.313	108.941
2	10:38:01.746	7:18.441					
3	10:39:06.640	1:04.894		24.436	20.913	52.924	108.941
4	10:44:56.863	5:50.223				123.587	
5	10:46:07.045	1:10.182	21.724	25.811	22.647	45.807	105.681
6	10:47:10.133	1:03.088	17.530	24.361	21.197	122.014	108.764
7	10:48:12.322	1:02.189	17.421	24.008	20.760	119.409	112.220
8	10:49:13.982	1:01.660	17.149	23.721	20.790	123.587	112.033
9	10:50:18.615	1:04.633	17.400	25.901	21.332	122.236	110.922
10	10:51:22.854	1:04.239	17.602	24.552	22.085	121.572	112.033

(84) Kyle HARPER							
1	10:29:37.113	1:06.622	20.437	24.738	21.447	49.055	112.033
2	10:30:40.340	1:03.227	17.507	23.947	21.773	119.835	113.742
3	10:38:03.955	7:23.615				121.133	
4	10:39:09.511	1:05.556		24.106	20.857	45.190	110.739
5	10:44:57.459	5:47.948				123.360	
6	10:46:07.071	1:09.612	21.342	25.907	22.363	49.416	109.118
7	10:47:10.327	1:03.256	17.684	24.551	21.021	114.323	113.166
8	10:48:12.687	1:02.360	17.372	24.195	20.793	121.792	114.714

(48) David McCafferty							
1	10:29:50.136	1:14.829	23.393	27.854	23.582	40.160	100.762
2	10:38:07.761	7:10.846					
3	10:44:58.605	6:50.844		28.261	5:58.725	40.402	98.254
4	10:46:13.233	1:14.628	22.748	28.556	23.324	44.948	91.677
5	10:47:20.635	1:07.402	18.884	26.663	21.855	121.133	105.848
6	10:48:24.740	1:04.105	17.396	24.904	21.805	124.968	108.238
7	10:49:28.986	1:04.246	17.509	24.963	21.774	125.670	109.118
8	10:50:34.511	1:05.525	17.668	25.984	21.873	125.435	103.242
9	10:51:40.021	1:05.510	17.989	24.587	22.934	118.147	110.556

(86) Russell WILL							
1	10:29:50.019	1:17.659	24.203	29.611	23.845	42.527	104.366
2	10:38:04.502	7:01.476					
3	10:44:56.633	5:36.549					
4	10:46:09.003	1:12.370	22.656	27.222	22.492	43.323	105.848
5	10:47:15.189	1:06.186	19.109	25.633	21.444	122.459	112.786
6	10:48:20.770	1:05.581	18.926	25.091	21.564	120.697	113.742
7	10:49:26.640	1:05.870	18.389	25.746	21.735	123.815	114.129
8	10:50:32.606	1:05.966	18.574	25.732	21.660	124.044	113.166
9	10:51:38.013	1:05.407	18.485	25.480	21.442	123.133	114.518

(119) Allan HARROW							
1	10:30:04.060	1:24.450	26.979	32.751	24.720	38.479	79.795
2	10:38:11.974	8:07.914	20.249		105.020	89.120	
3	10:45:04.262	6:52.288	25.781	34.043	5:52.464	40.647	75.148
4	10:46:27.403	1:23.141	24.646	32.772	25.723	39.313	95.188
5	10:47:37.891	1:10.488	18.861	27.248	24.379	114.518	96.143
6	10:48:47.017	1:09.126	18.925	26.898	23.303	111.660	106.351
7	10:49:56.349	1:09.332	19.293	27.118	22.921	112.597	104.366
8	10:51:03.659	1:07.310	18.990	25.914	22.406	113.935	105.515
9	10:52:09.738	1:06.079	17.838	25.881	22.360	117.526	105.020

(92) Andrew CRAIGMILE							
1	10:29:56.876	1:16.622	24.099	29.086	23.437	44.948	88.767
2	10:38:06.188	8:09.312	19.265	26.503	7:23.544	120.049	101.066
3	10:44:56.312	6:50.124	22.777	29.018	5:58.329	42.554	97.824
4	10:46:07.218	1:10.906	21.418	26.288	23.200	47.359	91.055
5	10:47:13.910	1:06.692	18.839	25.315	22.538	119.196	103.402
6	10:48:20.864	1:06.954	18.310	26.194	22.450	122.236	100.161
7	10:49:27.772	1:06.908	18.906	25.951	22.051	121.352	105.848
8	10:50:34.197	1:06.425	18.479	25.684	22.262	121.133	105.515
9	10:51:42.036	1:07.839	19.687	26.007	22.145	119.409	101.524

(47) Steven HADDOW							
1	10:30:02.147	1:23.008	25.649	31.856	25.503	38.194	87.266
2	10:38:04.660	8:02.513	20.656		102.611	105.515	
3	10:44:58.838	5:37.498					
4	10:46:13.859	1:15.021		28.587	23.425	42.880	95.595
5	10:47:24.976	1:11.117	20.146	27.142	23.829	108.238	104.366
6	10:48:32.641	1:07.665	19.270	26.196	22.199	112.786	107.030

Lap	Time of Day	Lap Tm	S1	S2	S3	SFSpd	S1Spd
7	10:49:41.262	1:08.621	18.993	26.854	22.774	115.703	109.118
8	10:50:50.358	1:09.096	19.139	27.159	22.798	108.413	108.238
9	10:51:58.967	1:08.609	18.886	27.164	22.559	111.846	107.544
(89) Alex BASS							
1	10:29:49.352	1:17.507	23.505	29.278	24.724	46.797	100.762
2	10:38:05.322	8:15.970	21.716	28.701	7:25.553	100.011	97.257
3	10:45:01.441	6:56.119	23.423	28.976	6:03.720	39.756	98.833
4	10:46:22.600	1:21.159	25.568	30.823	24.768	42.990	90.077
5	10:47:35.096	1:12.496	20.358	28.249	23.889	110.012	101.371
6	10:48:46.756	1:11.660	20.488	27.719	23.453	110.556	103.084
7	10:49:58.244	1:11.488	19.728	28.381	23.379	114.910	101.066
8	10:51:08.378	1:10.134	19.732	27.452	22.950	112.033	105.848
9	10:52:16.767	1:08.389	18.950	26.684	22.755	116.506	107.201

(6) James WILKEN							
1	10:29:55.345	1:19.752	24.309	31.635	23.808	40.869	90.809
2	10:38:05.692	8:10.347	20.252			108.764	107.030
3	10:44:57.329	6:51.637	23.718	29.747	5:58.172	41.995	91.552
4	10:46:11.993	1:14.664	22.675	28.665	23.324	40.845	100.611
5	10:47:21.940	1:09.947	19.802	27.550	22.595	114.518	109.296
6	10:48:31.308	1:09.368	19.099	27.498	22.771	116.304	104.856
7	10:49:40.118	1:08.810	19.313	26.880	22.617	114.714	109.832
8	10:50:49.579	1:09.461	19.494	27.605	22.362	114.910	96.697
9	10:51:58.072	1:08.493	19.122	27.207	22.164	106.520	106.351

(54) Cameron ROBB							
1	10:29:55.708	1:21.975	25.504	31.708	24.763	39.153	83.675
2	10:38:06.785	8:11.077	23.313			89.477	84.732
3	10:44:59.443	6:52.658	24.676	31.203	5:56.779	39.803	86.814
4	10:46:18.087	1:18.644	25.099	29.828	23.717	37.722	87.266
5	10:47:32.478	1:14.391	21.304	29.722	23.365	100.611	95.323
6	10:48:44.677	1:12.199	20.262	28.691	23.246	108.064	96.558
7	10:49:55.700	1:11.023	19.609	28.599	22.815	113.742	96.143
8	10:51:06.952	1:11.252	19.831	28.629	22.792	110.739	93.988
9	10:52:15.757	1:08.805	19.170	27.159	22.476	112.597	103.242

(91) Lewis SHAND							
1	10:29:57.185	1:19.363	25.484	29.947	23.932	37.303	88.884
2	10:38:05.000	8:07.815	20.673			112.220	95.323
3	10:44:58.061	5:35.575					
4	10:46:12.996	1:14.935		28.370	23.579	46.281	93.335
5	10:47:25.259	1:12.263	20.135	27.748	24.380	114.714	98.979
6	10:48:34.659	1:09.400	19.662	27.113	22.625	113.166	102.768
7	10:49:43.753	1:09.094	19.079	27.265	22.750	121.792	111.105
8	10:50:52.837	1:09.084	19.686	26.811	22.587	114.323	104.529
9	10:52:02.032	1:09.195	19.240	27.397	22.558	114.129	103.561

(21) Michael BURKE							
1	10:29:41.520	1:11.910	22.344	26.634	22.932	43.919	105.848
2	10:38:03.515	7:15.621					

||
||
||

KMSC National Motorcycle Racing AC

KMSC Cupar Motorcycles Pre-Injection 600

Knockhill 1.267 miles

Qualifying 2

06/06/2015 10:30

Qualifying (10:00 Time) started at 10:28:29

Lap	Time of Day	Lap Tm	S1	S2	S3	SFSpd	S1Spd	Lap	Time of Day	Lap Tm	S1	S2	S3	SFSpd	S1Spd
2	10:38:07.380	7:51.173	21.781			97.257	74.070								
3	10:45:00.352	6:52.972	25.279	31.693	5:56.000	41.322	79.985								
4	10:46:22.096	1:21.744	25.305	31.467	24.972	40.919	83.054								
5	10:47:38.141	1:16.045	21.054	30.063	24.928	102.926	84.946								
6	10:48:53.527	1:15.386	20.399	30.169	24.818	108.238	84.946								
7	10:50:10.608	1:17.081	20.317	31.573	25.191	95.459	82.039								
8	10:51:28.914	1:18.306	21.715	31.791	24.800	92.054	82.645								

(10) Stuart DEANS

1	10:30:09.097	1:26.669	27.142	33.334	26.193	41.170	86.146
2	10:38:09.470	8:00.373	21.283			104.366	100.914
3	10:45:06.237	6:56.767	25.784	35.269	5:55.714	43.919	85.054
4	10:46:30.979	1:24.742	25.023	32.881	26.838	43.576	90.686
5	10:47:49.800	1:18.821	21.317	31.124	26.380	103.084	94.919
6	10:49:06.337	1:16.537	21.400	29.565	25.572	109.118	98.111
7	10:50:23.083	1:16.746	20.835	30.424	25.487	112.976	98.688
8	10:51:40.451	1:17.368	21.573	30.368	25.427	104.043	100.011

(73) Fraser CAMERON

1	10:30:04.486	1:25.833	27.818	32.374	25.641	38.457	77.761
2	10:38:10.356	8:05.870	22.470			88.416	83.363
3	10:45:07.908	6:57.552	26.017	34.403	5:57.132	41.527	81.540
4	10:46:35.648	1:27.740	26.611	33.017	28.112	40.745	73.664
5	10:47:55.583	1:19.935	22.755	31.093	26.087	84.095	84.200
6	10:49:13.116	1:17.533	21.729	30.066	25.738	92.690	83.989
7	10:50:34.027	1:20.911	21.957	31.916	27.038	92.435	83.467
8	10:51:55.108	1:21.081	22.929	31.671	26.481	88.767	80.176

(81) Stewart MARR

1	10:30:30.388	1:46.309	28.526	34.389	43.394	40.064	74.647
2	10:38:08.106	7:37.718				93.595	
3	10:45:00.619	6:52.513		34.368	5:51.868	41.968	78.765
4	10:46:27.994	1:27.375	26.497	33.921	26.957	43.128	79.323
5	10:47:50.097	1:22.103	22.151	32.737	27.215	97.257	84.518
6	10:49:11.387	1:21.290	22.145	31.704	27.441	99.419	84.412
7	10:50:33.244	1:21.857	22.708	32.312	26.837	92.818	80.950
8	10:51:54.765	1:21.521	22.610	31.983	26.928	96.281	80.176

(60) Douglas BROWN

1	10:30:04.687	1:23.603	26.270	33.153	24.180	39.475	90.564
2	10:38:03.159	7:58.472	19.240			115.703	98.833

Clerk of the Course.

Orbits

Sig : Time :
 Chief Timekeeper : Ian Sharp (SMART Timing)
 Results available at www.smart-timing.co.uk and www.mylaps.com

www.mylaps.com
 Licensed to: SMART Timing

KMSC National Motorcycle Racing AC

KMSC Cupar Motorcycles Pre-Injection 600

Knockhill 1.267 miles

Race 2 - 1st Race

06/06/2015 12:45

Race (10 Laps) started at 12:54:31

POLE POSITION

3 48 David McCAFFERTY 1:04.105	2 84 Kyle HARPER 1:02.360	1 11 Patrick FORMAN 1:01.660	1
6 92 Andrew CRAIGMILE 1:06.425	5 119 Allan HARROW 1:06.079	4 86 Russell WILL 1:05.407	2
9 6 James WILKEN 1:08.493	8 89 Alex BASS 1:08.389	7 47 Steven HADDOW 1:07.665	3
12 21 Michael BURKE 1:11.910	11 91 Lewis SHAND 1:09.084	10 54 Cameron ROBB 1:08.805	4
15 16 Michael CLARK 1:15.386	14 17 Ellie ANDERSON 1:13.462	13 58 Barry STEWART 1:12.284	5
18 81 Stewart MARR 1:21.290	17 73 Fraser CAMERON 1:17.533	16 10 Stuart DEANS 1:16.537	6
21 9 Warren ROBINSON	20 76 Steven BEATTIE	19 60 Douglas BROWN 1:23.603	7
	23 87 Chris CHERRY	22 65 Sam KENNEDY	8

Clerk of the Course.

Orbits

Sig : Time :

Chief Timekeeper : Ian Sharp (SMART Timing)

Results available at www.smart-timing.co.uk and www.mylaps.com

www.mylaps.com

Licensed to: SMART Timing

Printed: 06/06/2015 17:23:17

KMSC National Motorcycle Racing AC**Sorted on best lap time**

Scottish Championship Lightweights

Knockhill 1.267 miles

Qualifying 3

06/06/2015 10:45

Qualifying (10:00 Time) started at 10:59:23

Pos	No.	Name	Make/Model	CC	Class Code	Laps	Best Tm	Diff	Best Speed	2nd Best
1	15	Keith DICKIE	Kawasaki	ER6	SL	9	1:04.034		71.229	1:05.011
2	12	Dan JAMES	Suzuki	SV650	SL	9	1:04.746	0.712	70.446	1:04.770
3	21	Grant REID	Kawasaki	ER6	SL	9	1:04.748	0.714	70.444	1:05.256
4	31	Torquil PATERSON	Kawasaki	ER6	SL	8	1:05.431	1.397	69.708	1:05.676
5	4	Alan GIBSON	Suzuki	SV650	SL	9	1:08.500	4.466	66.585	1:08.876
6	118	Rod WALKER	Kawasaki	ZXR400	SL	8	1:09.039	5.005	66.065	1:09.920
7	5	Gillian McGAW	Kawasaki	400	SL	5	1:09.442	5.408	65.682	1:09.646
8	51	Leon MURPHY	Kawasaki	ZXR400	SL	9	1:09.725	5.691	65.415	1:09.745
9	10	Marc McEWAN	Suzuki	SV650	SL	8	1:10.854	6.820	64.373	1:11.656
10	18	Vic ALLAN	Kawasaki	ER6	SL	8	1:11.004	6.970	64.237	1:13.177
11	13	Andrew BARTON	Suzuki	SV650	SL	8	1:12.642	8.608	62.789	1:12.898
12	25	Jim PURVIS	Yamaha	FZR400	SL	8	1:12.665	8.631	62.769	1:12.681
13	79	Ashley ROBSON	Kawasaki	ZXR400	SL	8	1:13.502	9.468	62.054	1:15.661
14	39	Stuart HAMILTON	Kawasaki	ZXR400	F4	8	1:14.264	10.230	61.417	1:15.460
15	54	Ryan GIBSON	Kawasaki	ZXR400	SL	8	1:14.542	10.508	61.188	1:16.952
16	56	Phil WALTERS	Suzuki	SV650	SL	6	1:18.027	13.993	58.455	1:20.254
17	112	Gordon MILLAR	Suzuki	SV650	SL	7	1:20.208	16.174	56.866	1:20.831
18	74	Christine WATSON	Honda	CBR400RR	SL	7	1:20.995	16.961	56.313	1:21.685
19	16	Gerry KEIRNAN	Suzuki	SV650	SL	7	1:22.774	18.740	55.103	1:22.808
20	37	Liam CAMPBELL	Honda	CBR400	SL	6	1:28.507	24.473	51.534	1:29.099
21	44	Derek ADAMS	Weslake	900	CS				-	
22	84	Lee NAYLOR	Suzuki	SV650	SL				-	

Clerk of the Course.

Orbits

Sig : Time :

Chief Timekeeper : Ian Sharp (SMART Timing)

Results available at www.smart-timing.co.uk and www.mylaps.comwww.mylaps.com

Licensed to: SMART Timing

Printed: 08/06/2015 21:36:36

KMSC National Motorcycle Racing AC

Scottish Championship Lightweights

Knockhill 1.267 miles

Qualifying 3

06/06/2015 10:45

Qualifying (10:00 Time) started at 10:59:23

Lap	Time of Day	Lap Tm	S1	S2	S3	SFSpd	S1Spd
(15) Keith DICKIE							
1	11:00:41.851	1:18.295	24.635	29.627	24.033	41.604	83.260
2	11:01:49.205	1:07.354	19.372	25.991	21.991	106.689	101.066
3	11:02:55.012	1:05.807	18.479	25.193	22.135	112.033	105.020
4	11:04:00.563	1:05.551	18.645	25.096	21.810	111.290	105.515
5	11:05:06.188	1:05.625	18.565	24.527	22.533	113.935	105.515
6	11:06:13.800	1:07.612	18.218	26.054	23.340	113.935	104.529
7	11:07:18.811	1:05.011	18.601	24.618	21.792	111.105	104.529
8	11:08:25.551	1:06.740	18.083	26.703	21.954	112.976	105.349
9	11:09:29.585	1:04.034	18.381	23.965	21.688	113.549	104.366
(12) Dan JAMES							
1	11:00:45.749	1:18.452	24.228	29.932	24.292	46.090	95.595
2	11:01:56.340	1:10.591	20.318	26.955	23.318	104.856	98.688
3	11:03:04.427	1:08.087	19.383	26.125	22.579	108.413	93.205
4	11:04:15.436	1:11.009	19.939	28.258	22.812	108.413	97.967
5	11:05:21.888	1:06.452	19.242	25.164	22.046	110.193	100.310
6	11:06:26.800	1:04.912	18.706	24.619	21.587	110.739	100.460
7	11:07:31.546	1:04.746	18.120	24.466	22.160	112.597	101.524
8	11:08:36.316	1:04.770	18.619	24.935	21.216	112.408	102.142
9	11:09:41.784	1:05.468	18.330	25.548	21.590	112.976	102.768
(21) Grant REID							
1	11:00:41.528	1:15.819	23.049	29.275	23.495	47.126	91.677
2	11:01:48.004	1:06.476	18.418	25.636	22.422	117.733	107.544
3	11:02:54.003	1:05.999	18.341	24.973	22.685	115.903	107.201
4	11:03:59.799	1:05.796	18.422	25.313	22.061	117.940	103.242
5	11:05:05.771	1:05.972	18.325	24.665	22.982	117.733	102.926
6	11:06:11.027	1:05.256	18.179	25.125	21.952	109.474	105.848
7	11:07:16.381	1:05.354	17.957	25.028	22.369	118.775	106.183
8	11:08:22.127	1:05.746	18.291	25.601	21.854	118.565	105.681
9	11:09:26.875	1:04.748	17.522	24.505	22.721	119.835	108.764
(31) Torquill PATERSON							
1	11:01:01.967	1:22.474	27.717	30.614	24.143	31.684	92.947
2	11:02:10.786	1:08.819	19.024	26.131	23.664	108.064	100.310
3	11:03:17.861	1:07.075	19.070	25.597	22.408	105.681	99.714
4	11:04:24.371	1:06.510	18.564	25.787	22.159	106.183	100.011
5	11:05:30.341	1:05.970	18.867	24.886	22.217	108.941	100.611
6	11:06:36.026	1:05.685	18.714	25.054	21.917	101.832	98.979
7	11:07:41.457	1:05.431	18.151	25.425	21.855	108.764	98.833
8	11:08:47.133	1:05.676	18.132	25.023	22.521	109.832	97.967
(4) Alan GIBSON							
1	11:00:44.738	1:18.295	23.894	29.867	24.534	47.594	86.702
2	11:01:56.368	1:11.630	20.440	27.215	23.975	101.218	95.053
3	11:03:08.824	1:12.456	20.092	28.310	24.054	103.084	94.651
4	11:04:19.876	1:11.052	19.645	26.854	24.553	105.515	96.005
5	11:05:30.265	1:10.389	19.558	27.145	23.686	108.064	92.054
6	11:06:39.256	1:08.991	19.241	26.132	23.618	107.890	94.651
7	11:07:48.132	1:08.876	18.922	26.683	23.271	106.183	96.419
8	11:08:56.632	1:08.500	18.702	26.492	23.306	110.193	101.832
9	11:10:05.929	1:09.297	18.723	26.156	24.418	109.296	100.011
(118) Rod WALKER							
1	11:01:06.705	1:32.448	29.377	36.098	26.973	36.021	70.196
2	11:02:26.717	1:20.012	23.036	30.693	26.283	100.011	90.320
3	11:03:43.566	1:16.849	21.435	30.712	24.702	106.859	93.595
4	11:04:57.841	1:14.275	20.256	29.160	24.859	108.238	95.053
5	11:06:07.761	1:09.920	19.722	26.572	23.626	106.859	97.257
6	11:07:16.800	1:09.039	19.536	26.582	22.921	108.413	98.111
7	11:08:28.066	1:11.266	19.372	28.378	23.516	110.374	93.465
8	11:09:38.781	1:10.715	20.521	26.909	23.285	110.556	91.802
(5) Gillian McGAW							
1	11:00:46.805	1:17.522	23.511	30.033	23.978	43.018	103.402
2	11:01:57.470	1:10.665	19.790	27.595	23.280	112.220	103.721
3	11:03:07.116	1:09.646	19.321	27.340	22.985	117.321	106.520
4	11:04:17.345	1:10.229	19.498	26.812	23.919	115.703	106.183
5	11:05:26.787	1:09.442	19.848	26.504	23.090	116.709	101.371
(51) Leon MURPHY							
1	11:00:49.055	1:21.014	24.161	31.634	25.219	41.786	93.205

Lap	Time of Day	Lap Tm	S1	S2	S3	SFSpd	S1Spd
2	11:02:03.838	1:14.783	21.248	28.703	24.832	99.714	97.399
3	11:03:15.808	1:11.970	20.240	27.458	24.272	106.520	100.011
4	11:04:26.880	1:11.072	20.138	27.209	23.725	104.856	99.272
5	11:05:40.130	1:13.250	19.660	29.595	23.995	104.856	95.053
6	11:06:50.408	1:10.278	19.913	26.598	23.767	103.084	99.419
7	11:08:01.936	1:11.528	19.405	27.315	24.808	105.848	99.272
8	11:09:11.661	1:09.725	19.538	26.473	23.714	105.681	99.863
9	11:10:21.406	1:09.745	19.689	26.678	23.378	105.848	98.833
(10) Marc McEWAN							
1	11:00:56.986	1:25.605	28.856	31.611	25.138	38.523	75.657
2	11:02:12.856	1:15.870	21.231	30.643	23.996	96.419	85.379
3	11:03:23.710	1:10.854	19.332	28.073	23.449	107.201	95.868
4	11:04:35.366	1:11.656	19.853	27.927	23.876	103.882	94.919
5	11:05:47.793	1:12.427	20.030	28.540	23.857	107.372	93.335
6	11:07:02.882	1:15.089	22.049	28.225	24.815	101.066	100.611
7	11:08:15.802	1:12.920	19.868	28.825	24.227	108.941	93.988
8	11:09:28.625	1:12.823	19.720	28.520	24.583	107.890	95.459
(18) Vic ALLAN							
1	11:01:06.893	1:26.270	27.179	33.372	25.719	34.432	71.850
2	11:02:25.089	1:18.196	21.563	30.586	26.047	105.515	87.722
3	11:03:41.546	1:16.457	22.205	29.640	24.612	100.011	83.467
4	11:04:57.480	1:15.934	21.594	29.497	24.843	105.515	90.077
5	11:06:13.107	1:15.627	21.998	28.877	24.752	101.524	81.839
6	11:07:27.493	1:14.386	21.095	28.824	24.467	103.721	88.068
7	11:08:40.670	1:13.177	21.003	28.324	23.850	105.020	92.690
8	11:09:51.674	1:11.004	20.752	27.137	23.115	104.692	87.266
(13) Andrew BARTON							
1	11:01:02.745	1:30.714	29.658	34.532	26.524	37.282	71.927
2	11:02:25.388	1:22.643	23.049	33.685	25.909	93.465	80.465
3	11:03:45.432	1:20.044	22.551	31.305	26.188	90.686	90.686
4	11:05:00.917	1:15.485	21.057	29.682	24.746	99.125	91.055
5	11:06:16.222	1:15.305	21.042	29.759	24.504	99.714	91.928
6	11:07:32.050	1:15.828	20.895	29.438	25.495	96.558	89.358
7	11:08:44.948	1:12.898	19.951	28.829	24.118	102.454	91.677
8	11:09:57.590	1:12.642	20.644	28.469	23.529	101.832	90.320
(25) Jim PURVIS							
1	11:01:00.039	1:26.184	27.361	32.797	26.026	39.969	81.048
2	11:02:14.623	1:14.584	20.950	28.861	24.773	100.460	92.562
3	11:03:29.988	1:15.365	20.660	29.541	25.164	100.762	93.595
4	11:04:44.342	1:14.354	20.579	28.544	25.231	98.398	92.562
5	11:05:58.545	1:14.203	20.367	29.054	24.782	100.161	95.053
6	11:07:11.226	1:12.681	20.392	27.661	24.628	100.310	98.957
7	11:08:26.412	1:15.186	20.976	28.403	25.807	100.762	90.932
8	11:09:39.077	1:12.665	20.063	27.594	25.008	100.460	94.651
(79) Ashley ROBSON							
1	11:01:10.981	1:35.994	30.610	37.465	27.919	29.826	82.341
2	11:02:27.703	1:16.722	22.202	28.996	25.524	91.055	89.239
3	11:03:46.141	1:18.438	22.850	29.776	25.812	96.976	90.320
4	11:05:01.802	1:15.661	21.210</				

KMSC National Motorcycle Racing AC

Scottish Championship Lightweights

Knockhill 1.267 miles

Qualifying 3

06/06/2015 10:45

Qualifying (10:00 Time) started at 10:59:23

Lap	Time of Day	Lap Tm	S1	S2	S3	SFSpd	S1Spd	Lap	Time of Day	Lap Tm	S1	S2	S3	SFSpd	S1Spd
5	11:06:27.425	1:20.132	22.197	31.530	26.405	87.266	80.081								
6	11:07:44.377	1:16.952	22.213	30.054	24.685	90.320	77.941								
7	11:09:03.328	1:18.951	21.491	30.310	27.150	93.205	89.002								
8	11:10:17.870	1:14.542	20.686	28.989	24.867	97.117	86.146								

(56) Phil WALTERS

1	11:01:15.812	1:42.325	31.135	40.872	30.318	37.574	67.991
2	11:02:40.873	1:25.061	24.883	33.233	26.945	84.306	75.233
3	11:04:01.127	1:20.254	23.124	30.725	26.405	89.716	86.479
4	11:05:21.867	1:20.740	23.367	31.223	26.150	89.120	83.260
5	11:06:39.894	1:18.027	22.553	29.370	26.104	92.054	80.853
6	11:08:02.479	1:22.585	22.212	34.396	25.977	85.596	76.694

(112) Gordon MILLAR

1	11:01:02.426	1:31.666	29.191	34.253	28.222	36.041	80.176
2	11:02:23.953	1:21.527	22.904	32.039	26.584	83.885	84.732
3	11:03:45.313	1:21.360	22.538	32.149	26.673	90.686	85.596
4	11:05:06.911	1:21.598	22.894	31.911	26.793	95.323	81.938
5	11:06:27.119	1:20.208	22.378	31.315	26.515	92.181	81.146
6	11:07:48.180	1:21.061	22.313	31.975	26.773	96.976	80.081
7	11:09:09.011	1:20.831	22.908	31.685	26.238	90.442	86.257

(74) Christine WATSON

1	11:01:19.489	1:43.573	31.298	39.878	32.397	32.561	67.108
2	11:02:52.292	1:32.803	27.820	35.650	29.333	72.549	68.970
3	11:04:21.230	1:28.938	25.203	34.986	28.749	83.363	76.086
4	11:05:46.816	1:25.586	23.681	34.017	27.888	87.040	75.402
5	11:07:09.468	1:22.652	23.442	32.325	26.885	88.416	74.399
6	11:08:31.153	1:21.685	22.482	32.227	26.976	94.651	78.032
7	11:09:52.148	1:20.995	22.308	31.907	26.780	93.857	83.780

(16) Gerry KEIRNAN

1	11:01:19.890	1:43.263	33.204	38.826	31.233	34.771	63.429
2	11:02:48.124	1:28.234	24.895	35.331	28.008	75.657	68.617
3	11:04:14.295	1:26.171	23.303	34.420	28.448	87.494	71.620
4	11:05:39.883	1:25.588	23.981	33.934	27.673	84.732	66.840
5	11:07:03.721	1:23.838	23.926	32.504	27.408	87.837	68.758
6	11:08:26.529	1:22.808	22.232	32.698	27.878	93.726	74.152
7	11:09:49.303	1:22.774	22.346	32.555	27.873	89.716	71.013

(37) Liam CAMPBELL

1	11:01:19.154	1:49.567	32.426	43.136	34.005	33.370	60.078
2	11:03:01.332	1:42.178	29.465	40.291	32.422	71.013	62.776
3	11:04:36.569	1:35.237	28.310	37.213	29.714	71.696	67.581
4	11:06:06.915	1:30.346	25.639	35.820	28.887	82.240	69.542
5	11:07:35.422	1:28.507	24.187	34.472	29.848	91.179	71.315
6	11:09:04.521	1:29.099	25.696	34.757	28.646	80.755	71.850

Clerk of the Course.

Orbits

Sig : Time :
 Chief Timekeeper : Ian Sharp (SMART Timing)
 Results available at www.smart-timing.co.uk and www.mylaps.com

www.mylaps.com
 Licensed to: SMART Timing

KMSC National Motorcycle Racing AC

Scottish Championship Lightweights

Knockhill 1.267 miles

Race 3 - 1st Race

06/06/2015 13:00

Race (10 Laps) started at 13:17:15

POLE POSITION

3 21 Grant REID 1:04.748	2 12 Dan JAMES 1:04.746	1 15 Keith DICKIE 1:04.034	1
6 118 Rod WALKER 1:09.039	5 4 Alan GIBSON 1:08.500	4 31 Torquil PATERSON 1:05.431	2
9 10 Marc McEWAN 1:10.854	8 51 Leon MURPHY 1:09.725	7 5 Gillian McGAW 1:09.442	3
12 25 Jim PURVIS 1:12.665	11 13 Andrew BARTON 1:12.642	10 18 Vic ALLAN 1:11.004	4
15 54 Ryan GIBSON 1:14.542	14 39 Stuart HAMILTON 1:14.264	13 79 Ashley ROBSON 1:13.502	5
18 74 Christine WATSON 1:20.995	17 112 Gordon MILLAR 1:20.208	16 56 Phil WALTERS 1:18.027	6
21 44 Derek ADAMS	20 37 Liam CAMPBELL 1:28.507	19 16 Gerry KEIRNAN 1:22.774	7
		22 84 Lee NAYLOR	8

Bike No.84 - Added to back of grid

Clerk of the Course.

Orbits

Sig : Time :

Chief Timekeeper : Ian Sharp (SMART Timing)

Results available at www.smart-timing.co.uk and www.mylaps.com

www.mylaps.com

Licensed to: SMART Timing

Printed: 06/06/2015 17:27:31

KMSC National Motorcycle Racing AC

Scottish Championship Lightweights

Knockhill 1.267 miles

Race 18 - 2nd Race

07/06/2015 13:00

Race (10 Laps)

POLE POSITION

3 21 Grant REID 1:04.748	2 12 Dan JAMES 1:04.746	1 15 Keith DICKIE 1:04.034	1
6 118 Rod WALKER 1:09.039	5 4 Alan GIBSON 1:08.500	4 31 Torquil PATERSON 1:05.431	2
9 10 Marc McEWAN 1:10.854	8 51 Leon MURPHY 1:09.725	7 5 Gillian McGAW 1:09.442	3
12 25 Jim PURVIS 1:12.665	11 13 Andrew BARTON 1:12.642	10 18 Vic ALLAN 1:11.004	4
15 54 Ryan GIBSON 1:14.542	14 39 Stuart HAMILTON 1:14.264	13 79 Ashley ROBSON 1:13.502	5
18 74 Christine WATSON 1:20.995	17 112 Gordon MILLAR 1:20.208	16 56 Phil WALTERS 1:18.027	6
21 44 Derek ADAMS	20 37 Liam CAMPBELL 1:28.507	19 16 Gerry KEIRNAN 1:22.774	7
		22 84 Lee NAYLOR	8

Clerk of the Course.

Orbits

Sig : Time :

Chief Timekeeper : Ian Sharp (SMART Timing)

Results available at www.smart-timing.co.uk and www.mylaps.com

www.mylaps.com

Licensed to: SMART Timing

Printed: 06/06/2015 17:27:53

KMSC National Motorcycle Racing AC**Sorted on best lap time**

Scottish Championship Superbikes & Shirlaws KMSC Clubman

Knockhill 1.267 miles

Qualifying 4

06/06/2015 11:00

Qualifying (10:00 Time) started at 11:12:08

Pos	No.	Name	Make/Model	CC	Class Code	Laps	Best Tm	Diff	Best Speed	2nd Best
1	179	Andrew TASKER	Kawasaki	ZX10R	SB	6	57.613		79.168	57.888
2	47	Alan BRYCE	Suzuki	GSXR1000	SB	6	58.231	0.618	78.328	58.369
3	55	Donald MacFADYEN	BMW	S1000RR	SB	6	1:00.049	2.436	75.956	1:00.785
4	33	Graeme BODEL	BMW	S1000RR	C	6	1:00.112	2.499	75.877	1:00.818
5	7	Sean GILFILLAN	Kawasaki	ZX10R	SB	6	1:00.457	2.844	75.444	1:01.952
6	79	Bruce BIRNIE	BMW	S1000RR	SB	4	1:00.571	2.958	75.302	1:01.497
7	68	Paul WISHART	Kawasaki	ZX10R	SB	6	1:00.822	3.209	74.991	1:00.823
8	84	Darren ROSS	Kawasaki	ZX10R	SB	6	1:01.609	3.996	74.033	1:02.757
9	34	John DEAN	Suzuki	GSXR 750	SB	6	1:02.520	4.907	72.954	1:02.762
10	71	Gavin JONES	Honda	CBR1000RI	C	6	1:02.554	4.941	72.914	1:02.940
11	66	Derek BUTCHER	Yamaha	R1	C	6	1:02.996	5.383	72.403	1:04.005
12	67	Des BURNS	Kawasaki	ZX10R	C	6	1:03.973	6.360	71.297	1:05.040
13	5	Daniel MacLEAN	Honda	CBR600RR	C	5	1:04.630	7.017	70.572	1:05.260
14	111	Jimmy SHANKS	KTM	RC8	C	6	1:05.216	7.603	69.938	1:06.036
15	119	Kristopher DUNCAN	Kawasaki	ZX6R 600	C	6	1:05.474	7.861	69.663	1:05.674
16	63	Kenny PATERSON	BMW	S1000RR	C	5	1:05.566	7.953	69.565	1:05.822
17	50	Tim HASTINGS	Kawasaki	ZX6R 600	SB	4	1:05.607	7.994	69.521	1:08.009
18	69	Rodney SCOTT	BMW	S1000RR	C	5	1:05.783	8.170	69.335	1:06.312
19	82	Geraint JONES	Suzuki	GSXR1000	C	5	1:07.167	9.554	67.907	1:08.205
20	42	Paul GEDDES	Ducati	1098s	C	5	1:07.170	9.557	67.904	1:07.808
21	37	Steven PATERSON	Yamaha	R1	C	5	1:07.431	9.818	67.641	1:07.580
22	73	Scott ROBERTSON	BMW	S1000RR	C	5	1:07.435	9.822	67.637	1:08.542
23	12	Neil BROWN	Honda	CBR1000	C	5	1:07.674	10.061	67.398	1:08.535
24	54	Gordon DUNCAN	Suzuki	GSXR 100C	C	5	1:14.799	17.186	60.978	1:16.200

Clerk of the Course.

Orbits

Sig : Time :

Chief Timekeeper : Ian Sharp (SMART Timing)

www.mylaps.com

Results available at www.smart-timing.co.uk and www.mylaps.com

Licensed to: SMART Timing

Printed: 08/06/2015 21:39:22

KMSC National Motorcycle Racing AC

Scottish Championship Superbikes & Shirlaws KMSC Clubman

Knockhill 1.267 miles

Qualifying 4

06/06/2015 11:00

Qualifying (10:00 Time) started at 11:12:08

Lap	Time of Day	Lap Tm	S1	S2	S3	SFSpd	S1Spd	Lap	Time of Day	Lap Tm	S1	S2	S3	SFSpd	S1Spd	
(179) Andrew TASKER																
1	11:14:11.472	59.702	16.995	22.892	19.815	130.306	119.835	3	11:15:29.291	1:03.707	17.775	24.469	21.463	130.814	121.572	
2	11:15:09.976	58.504	16.249	22.378	19.877	135.571	124.968	4	11:16:32.231	1:02.940	17.354	24.330	21.256	135.298	121.572	
3	11:16:09.838	59.862	16.146	23.256	20.460	136.398	123.133	5	11:17:34.785	1:02.554	17.484	24.223	20.847	132.624	118.356	
4	11:17:07.451	57.613	15.959	22.159	19.495	133.947	124.735	6	11:18:38.125	1:03.340	17.414	25.082	20.844	133.150	116.304	
5	11:18:08.105	1:00.654	16.402	23.787	20.465	128.313	124.968	(66) Derek BUTCHER								
6	11:19:05.993	57.888	16.149	21.770	19.969	132.886	125.905	1	11:13:36.006	1:14.487	23.278	28.103	23.106	44.413	99.863	
								2	11:14:43.025	1:07.019	18.190	26.725	22.104	115.305	111.290	
								3	11:15:47.850	1:04.825	18.120	25.513	21.192	119.409	112.597	
								4	11:16:51.855	1:04.005	17.371	25.041	21.593	121.133	113.357	
								5	11:17:54.851	1:02.996	17.259	24.486	21.251	118.985	113.166	
								6	11:18:59.162	1:04.311	17.480	25.240	21.591	122.459	112.033	
(47) Alan BRYCE																
1	11:13:21.926	1:08.814	21.130	26.069	21.615	44.383	114.910	(67) Des BURNS								
2	11:14:24.069	1:02.143	17.422	24.288	20.433	115.107	124.273	1	11:13:24.558	1:13.129	22.911	28.014	22.204	32.325	102.298	
3	11:15:24.270	1:00.201	17.531	22.830	19.840	117.733	123.360	2	11:14:30.270	1:05.712	18.462	25.816	21.434	116.304	112.786	
4	11:16:22.501	58.231	16.381	22.216	19.634	125.435	124.044	3	11:15:35.310	1:05.040	18.049	25.603	21.388	116.912	114.518	
5	11:17:22.376	59.875	16.408	23.851	19.616	131.326	120.265	4	11:16:41.023	1:05.713	18.159	26.216	21.338	117.733	113.742	
6	11:18:20.745	58.369	16.343	22.373	19.653	130.053	124.735	5	11:17:46.885	1:05.862	18.124	25.647	22.091	117.116	113.357	
								6	11:18:50.858	1:03.973	17.746	25.136	21.091	122.236	113.935	
(55) Donald MacFADYEN																
1	11:13:17.484	1:09.121	20.926	26.328	21.867	46.122	114.323	(5) Daniel MacLEAN								
2	11:14:19.760	1:02.276	17.352	24.195	20.729	125.670	123.133	1	11:13:32.299	1:16.438	23.628	29.474	23.336	39.685	92.947	
3	11:15:21.278	1:01.518	16.960	24.031	20.527	129.551	123.587	2	11:14:42.005	1:09.706	20.143	27.251	22.312	100.161	104.692	
4	11:16:22.063	1:00.785	16.843	23.542	20.400	128.805	123.133	3	11:15:49.217	1:07.212	19.470	26.115	21.627	110.556	101.524	
5	11:17:24.869	1:02.806	16.772	25.498	20.536	130.560	111.846	4	11:16:53.847	1:04.630	18.022	25.091	21.517	117.526	115.305	
6	11:18:24.918	1:00.049	16.428	23.336	20.285	131.326	124.044	5	11:17:59.107	1:05.260	18.509	25.066	21.685	119.835	113.549	
(33) Graeme BODEL																
1	11:13:19.317	1:10.531	20.883	26.836	22.812	48.841	115.107	(11) Jimmy SHANKS								
2	11:14:22.737	1:03.420	18.348	24.234	20.838	107.544	118.356	1	11:13:30.187	1:15.871	23.814	28.355	23.702	42.473	107.201	
3	11:15:24.086	1:01.349	17.116	23.657	20.576	119.409	119.621	2	11:14:38.462	1:08.275	19.778	26.646	21.851	103.084	113.166	
4	11:16:24.904	1:00.818	17.374	23.267	20.177	118.147	117.733	3	11:15:45.185	1:06.723	18.976	25.859	21.888	106.859	117.321	
5	11:17:27.175	1:02.271	17.338	23.655	21.278	122.459	119.835	4	11:16:51.570	1:06.385	19.287	25.380	21.718	110.556	116.912	
6	11:18:27.287	1:00.112	17.192	23.051	19.869	118.565	122.014	5	11:17:57.606	1:06.036	18.620	25.555	21.861	106.520	114.129	
(7) Sean GILFILLAN																
1	11:13:30.735	1:13.467	23.127	27.734	22.606	42.233	108.764	6	11:19:02.822	1:05.216	18.771	25.083	21.362	110.556	117.940	
2	11:14:38.428	1:07.693	19.494	26.791	21.408	118.985	119.409	(119) Kristopher DUNCAN								
3	11:15:42.345	1:03.917	17.159	25.312	21.446	130.306	122.014	1	11:13:29.607	1:17.074	24.205	28.315	24.554	35.153	103.882	
4	11:16:44.297	1:01.952	17.045	24.212	20.695	133.680	122.908	2	11:14:37.188	1:07.581	18.904	26.035	22.642	113.935	112.033	
5	11:17:46.703	1:02.406	16.958	24.198	21.250	132.362	124.968	3	11:15:42.862	1:05.674	17.954	25.466	22.254	124.273	116.709	
6	11:18:47.160	1:00.457	16.562	23.642	20.253	133.947	122.683	4	11:16:48.336	1:05.474	17.969	25.250	22.255	125.201	113.549	
(79) Bruce BIRNIE																
1	11:15:04.988	1:08.583	20.533	26.488	21.562	54.032	114.323	5	11:17:54.142	1:05.806	18.123	25.381	22.302	123.133	114.129	
2	11:16:10.213	1:05.225	17.621	26.659	20.945	130.306	117.940	6	11:19:00.196	1:06.054	17.991	25.214	22.849	124.735	115.107	
3	11:17:10.784	1:00.571	16.845	23.594	20.132	131.584	123.360	(63) Kenny PATERSON								
4	11:18:12.281	1:01.497	16.732	23.920	20.845	134.484	122.236	1	11:13:23.224	1:12.505	22.237	27.081	23.187	44.619	113.166	
								2	11:14:28.790	1:05.566	18.685	24.928	21.953	115.504	116.912	
								3	11:15:34.768	1:05.978	18.367	25.007	22.604	117.321	117.116	
								4	11:16:40.590	1:05.822	17.853	25.147	22.822	120.915	117.116	
								5	11:17:47.145	1:06.555	18.293	25.516	22.746	115.107	118.565	
(68) Paul WISHART																
1	11:13:20.501	1:09.303	21.802	25.627	21.874	32.325	117.321	(50) Tim HASTINGS								
2	11:14:23.778	1:03.277	17.902	24.633	20.742	123.815	118.147	1	11:15:11.930	1:13.483	22.848	27.845	22.790	54.648	110.374	
3	11:15:25.140	1:01.362	17.424	23.702	20.236	123.133	120.480	2	11:16:19.939	1:08.009	19.276	26.316	22.417	114.910	115.305	
4	11:16:25.963	1:00.823	17.286	23.525	20.012	123.815	118.565	3	11:17:28.542	1:08.603	18.621	26.946	23.036	122.683	119.196	
5	11:17:27.609	1:01.646	17.050	23.706	20.890	127.581	115.903	4	11:18:34.149	1:05.607	18.215	25.565	21.827	124.504	117.733	
6	11:18:28.431	1:00.822	16.995	23.662	20.165	122.236	121.572	(69) Rodney SCOTT								
								1	11:13:32.866	1:16.196	24.325	28.745	23.126	41.044	96.836	
								2	11:14:43.878	1:11.012	20.520	27.429	23.063	101.832	107.372	
								3	11:15:57.482	1:13.604	22.278	28.283	23.043	107.030	78.305	
								4	11:17:03.265	1:05.783	18.422	25.275	22.086	117.526	117.526	
								5	11:18:09.577	1:06.312	18.340	25.854	22.118	117.526	118.147	
(84) Darren ROSS																
1	11:13:26.864	1:15.118	23.958	28.213	22.947	33.927	105.515	(82) Geraint JONES								
2	11:14:32.315	1:05.451	18.305	25.816	21.330	113.742	113.935	1	11:13:30.009	1:17.669	25.122	28.417	24.130	35.227	102.142	
3	11:15:35.723	1:03.408	17.611	24.772	21.025	120.915	119.835	2	11:14:41.022	1:11.013	19.735	27.964	23.314	108.764	112.786	
4	11:16:40.070	1:04.347	17.967	25.491	20.889	119.196	116.304	3	11:15:53.251	1:12.229	20.212	29.101	22.916	107.201	100.011	
5	11:17:41.679	1:01.609	17.215	24.106	20.288	121.792	120.265	4	11:17:01.456	1:08.205	19.273	26.418	22.514	121.572	106.689	
6	11:18:44.436	1:02.757	17.227	24.202	21.328	124.044	122.459	5	11:18:08.623	1:07.167	19.038	25.910	22.219	117.733	112.220	
(34) John DEAN																
1	11:13:21.715	1:11.532	22.259	26.729	22.544	43.605	110.012	(71) Gavin JONES								
2	11:14:26.881	1:05.166	18.754	25.043	21.369	116.304	118.565	1	11:13:39.576	1:19.663	24.467	31.031	24.165	49.709	87.153	
3	11:15:30.636	1:03.755	17.746	24.772	21.237	121.133	120.265	2	11:14:49.326	1:09.750	19.619	27.333	22.798	116.912	99.125	
4	11:16:33.689	1:03.053	17.535	24.413	21.105	124.273	119.409									
5	11:17:36.209	1:02.520	17.635	24.036	20.849	123.360	120.265									
6	11:18:38.971	1:02.762	17.199	24.732	20.831	128.313	121.572									

Clerk of the Course. Orbits

Sig : Time :

Chief Timekeeper : Ian Sharp (SMART Timing) www.mylaps.com

Results available at www.smart-timing.co.uk and www.mylaps.com Licensed to: SMART Timing

KMSC National Motorcycle Racing AC

Scottish Championship Superbikes & Shirlaws KMSC Clubman

Knockhill 1.267 miles

Qualifying 4

06/06/2015 11:00

Qualifying (10:00 Time) started at 11:12:08

Lap	Time of Day	Lap Tm	S1	S2	S3	SFSpd	S1Spd	Lap	Time of Day	Lap Tm	S1	S2	S3	SFSpd	S1Spd
3	11:15:58.068	1:08.742	18.747	26.871	23.124	127.339	96.419								
4	11:17:05.876	1:07.808	18.993	26.247	22.568	122.236	98.833								
5	11:18:13.046	1:07.170	18.426	26.223	22.521	123.587	102.454								

(37) Steven PATERSON

1	11:13:33.317	1:15.434	23.648	28.891	22.895	42.153	102.611
2	11:14:42.764	1:09.447	19.847	27.067	22.533	107.372	109.118
3	11:15:52.004	1:09.240	19.180	27.470	22.590	110.374	105.848
4	11:16:59.584	1:07.580	18.694	26.510	22.376	116.304	104.856
5	11:18:07.015	1:07.431	18.433	26.850	22.148	117.116	107.030

(73) Scott ROBERTSON

1	11:13:31.508	1:17.880	25.384	28.821	23.675	41.221	102.926
2	11:14:42.121	1:10.613	20.481	26.968	23.164	110.556	105.848
3	11:15:53.793	1:11.672	20.517	28.258	22.897	106.859	105.020
4	11:17:02.335	1:08.542	19.207	26.449	22.886	114.129	107.030
5	11:18:09.770	1:07.435	18.960	25.559	22.916	113.742	109.832

(12) Neil BROWN

1	11:13:35.543	1:14.809	23.611	28.005	23.193	47.027	100.914
2	11:14:44.965	1:09.422	19.328	27.288	22.806	111.846	106.351
3	11:15:55.013	1:10.048	19.932	27.774	22.342	111.660	108.064
4	11:17:02.687	1:07.674	19.227	26.620	21.827	112.976	101.678
5	11:18:11.222	1:08.535	19.522	26.976	22.037	108.941	107.372

(54) Gordon DUNCAN

1	11:13:43.242	1:24.486	25.214	33.214	26.058	42.744	81.839
2	11:14:59.442	1:16.200	21.338	29.928	24.934	107.201	89.957
3	11:16:14.241	1:14.799	20.304	29.344	25.151	107.890	91.802
4	11:17:30.590	1:16.349	20.637	30.359	25.353	107.201	86.702
5	11:18:47.189	1:16.599	21.016	30.775	24.808	108.238	91.677

Clerk of the Course.

Orbits

Sig : Time :

Chief Timekeeper : Ian Sharp (SMART Timing)

Results available at www.smart-timing.co.uk and www.mylaps.com

www.mylaps.com

Licensed to: SMART Timing

Printed: 06/06/2015 17:30:07

Page 2/2

KMSC National Motorcycle Racing AC

Scottish Championship Superbikes & Shirlaws KMSC Clubman

Knockhill 1.267 miles

Race 4 - 1st Race

06/06/2015 13:15

Race (10 Laps) started at 13:37:23

POLE POSITION

3 55 Donald MacFADYEN 1:00.049	2 47 Alan BRYCE 58.231	1 179 Andrew TASKER 57.613	1
6 79 Bruce BIRNIE 1:00.571	5 7 Sean GILFILLAN 1:00.457	4 33 Graeme BODEL 1:00.112	2
9 34 John DEAN 1:02.520	8 84 Darren ROSS 1:01.609	7 68 Paul WISHART 1:00.822	3
12 67 Des BURNS 1:03.973	11 66 Derek BUTCHER 1:02.996	10 71 Gavin JONES 1:02.554	4
15 119 Kristopher DUNCAN 1:05.474	14 111 Jimmy SHANKS 1:05.216	13 5 Daniel MacLEAN 1:04.630	5
18 69 Rodney SCOTT 1:05.783	17 50 Tim HASTINGS 1:05.607	16 63 Kenny PATERSON 1:05.566	6
21 37 Steven PATERSON 1:07.431	20 42 Paul GEDDES 1:07.170	19 82 Geraint JONES 1:07.167	7
24 54 Gordon DUNCAN 1:14.799	23 12 Neil BROWN 1:07.674	22 73 Scott ROBERTSON 1:07.435	8

Clerk of the Course.

Orbits

Sig : Time :

Chief Timekeeper : Ian Sharp (SMART Timing)

Results available at www.smart-timing.co.uk and www.mylaps.com

www.mylaps.com

Licensed to: SMART Timing

Printed: 06/06/2015 17:30:36

KMSC National Motorcycle Racing AC

Scottish Championship Superbikes & Shirlaws KMSC Clubman

Knockhill 1.267 miles

Race 19 - 2nd Race

07/06/2015 13:15

Race (10 Laps)

POLE POSITION

3
55 Donald MacFADYEN
1:00.049

2
47 Alan BRYCE
58.231

1
179 Andrew TASKER
57.613

6
79 Bruce BIRNIE
1:00.571

5
7 Sean GILFILLAN
1:00.457

4
33 Graeme BODEL
1:00.112

9
34 John DEAN
1:02.520

8
84 Darren ROSS
1:01.609

7
68 Paul WISHART
1:00.822

12
67 Des BURNS
1:03.973

11
66 Derek BUTCHER
1:02.996

10
71 Gavin JONES
1:02.554

15
119 Kristopher DUNCAN
1:05.474

14
111 Jimmy SHANKS
1:05.216

13
5 Daniel MacLEAN
1:04.630

18
69 Rodney SCOTT
1:05.783

17
50 Tim HASTINGS
1:05.607

16
63 Kenny PATERSON
1:05.566

21
37 Steven PATERSON
1:07.431

20
42 Paul GEDDES
1:07.170

19
82 Geraint JONES
1:07.167

24
54 Gordon DUNCAN
1:14.799

23
12 Neil BROWN
1:07.674

22
73 Scott ROBERTSON
1:07.435

1

2

3

4

5

6

7

8

Clerk of the Course.

Orbits

Sig : Time :

Chief Timekeeper : Ian Sharp (SMART Timing)

Results available at www.smart-timing.co.uk and www.mylaps.com

www.mylaps.com

Licensed to: SMART Timing

Printed: 06/06/2015 17:30:54

KMSC National Motorcycle Racing AC

KMSC 125's

Knockhill 1.267 miles

Qualifying 5

06/06/2015 11:15

Qualifying (10:00 Time) started at 11:23:12

Lap	Time of Day	Lap Tm	S1	S2	S3	SFSpd	S1Spd	Lap	Time of Day	Lap Tm	S1	S2	S3	SFSpd	S1Spd
(11) Lewis PATERSON															
1	11:27:21.246	1:22.746	25.853	29.396	27.497	41.297	79.606								
2	11:28:36.123	1:14.877	21.196	27.490	26.191	91.427	82.645								
3	11:29:49.785	1:13.662	20.570	26.916	26.176	89.836	82.951								
4	11:31:01.942	1:12.157	20.361	26.427	25.369	89.002	83.157								
5	11:32:14.648	1:12.706	20.585	27.075	25.046	89.358	82.442								
(88) Lewis NICOL															
1	11:25:44.260	1:13.817	21.481	27.199	25.137	82.951	79.795								
2	11:26:57.613	1:13.353	21.265	27.353	24.735	83.571	79.230								
3	11:28:13.719	1:16.106	21.015	29.688	25.403	84.625	80.950								
4	11:29:30.086	1:16.367	21.490	29.371	25.506	85.596	81.146								
5	11:31:35.602	2:05.516	22.599	27.008	1:15.909	82.442	79.230								
6	11:32:50.902	1:15.300	23.677	26.799	24.824	39.130	81.441								
(21) Marc GIBSON															
1	11:24:48.819	1:29.007	28.190	31.559	29.258	38.835	75.572								
2	11:26:10.474	1:21.655	24.583	29.741	27.331	79.890									
3	11:27:28.801	1:18.327	22.865	29.171	26.291	82.645	80.176								
4	11:28:45.706	1:16.905	22.107	28.491	26.307	84.946	80.368								
5	11:31:37.545	2:51.839	22.104	31.829	1:57.906	83.054	78.397								
(27) James McLAREN															
1	11:24:53.567	1:29.118	27.876	32.797	28.445	30.379	74.070								
2	11:26:14.500	1:20.933	23.576	29.699	27.658	81.343	80.755								
3	11:27:33.142	1:18.642	23.037	28.829	26.776	81.048	80.755								
4	11:28:51.693	1:18.551	22.447	29.129	26.975	85.706	80.368								
5	11:30:10.045	1:18.352	22.758	28.511	27.083	82.341	80.272								
6	11:31:28.019	1:17.974	22.261	28.974	26.739	84.625	80.755								
7	11:32:46.295	1:18.276	22.637	28.909	26.730	81.739	80.272								
(9) Rishon HICKEY															
1	11:24:51.112	1:27.860	26.197	32.341	29.322	33.554	78.214								
2	11:26:14.938	1:23.826	24.000	31.243	28.583	81.540	80.272								
3	11:27:37.089	1:22.151	23.675	30.289	28.187	80.368	79.043								
4	11:28:58.653	1:21.564	22.516	30.692	28.356	80.176	79.890								
5	11:30:23.276	1:24.623	25.115	31.070	28.438	69.112	77.224								
6	11:31:47.965	1:24.689	22.896	32.588	29.205	84.839	78.672								
7	11:33:12.944	1:24.979	23.460	32.294	29.225	79.417	77.671								
(47) Joel BAVIDGE															
1	11:25:13.863	1:43.597	31.833	39.814	31.950	26.630	69.326								
2	11:26:46.571	1:32.708	26.100	35.403	31.205	76.000	74.234								
3	11:28:10.050	1:23.479	24.296	30.759	28.424	79.043	75.828								
4	11:29:34.732	1:24.682	23.774	30.563	30.345	79.136	76.519								
5	11:30:58.226	1:23.494	23.869	31.575	28.050	78.305	76.345								
6	11:32:21.115	1:22.889	23.080	31.501	28.308	81.048	77.135								
(15) Finlay MILNE															
1	11:25:11.791	1:44.823	33.162	40.078	31.583	28.161	54.515								
2	11:26:46.376	1:34.585	25.521	37.119	31.945	76.519	63.790								
3	11:28:19.856	1:33.480	25.780	36.380	31.320	71.013	64.403								
4	11:29:54.113	1:34.257	26.353	36.787	31.117	74.730	62.835								
5	11:31:28.106	1:33.993	26.482	36.213	31.298	71.013	65.280								
6	11:33:00.354	1:32.248	25.642	36.397	30.209	73.342	68.687								

Clerk of the Course.

Orbits

Sig : Time :
 Chief Timekeeper : Ian Sharp (SMART Timing)

Results available at www.smart-timing.co.uk and www.mylaps.com

www.mylaps.com

Licensed to: SMART Timing

Printed: 06/06/2015 17:20:26

KMSC National Motorcycle Racing AC**Sorted on best lap time**

KMSC 125's

Knockhill 1.267 miles

Qualifying 5

06/06/2015 11:15

Qualifying (10:00 Time) started at 11:23:12

Pos	No.	Name	Make/Model	CC	Class Code	Best Tm	Diff	Best Speed	2nd Best
1	11	Lewis PATERSON	Aprilia	RS125	F125	1:12.157		63.211	1:12.706
2	88	Lewis NICOL	Aprilia	RS125	F125	1:13.353	1.196	62.180	1:13.817
3	21	Marc GIBSON	Aprilia	RS125	F125	1:16.905	4.748	59.308	1:18.327
4	27	James McLAREN	Aprilia	RS125	F125	1:17.974	5.817	58.495	1:18.276
5	9	Rishon HICKEY	Aprilia	125	F125	1:21.564	9.407	55.920	1:22.151
6	47	Joel BAVIDGE	Aprilia	RS125	F125	1:22.889	10.732	55.027	1:23.479
7	15	Finlay MILNE	Aprilia	125	F125	1:32.248	20.091	49.444	1:33.480

Clerk of the Course.

Orbits

Sig : Time :

Chief Timekeeper : Ian Sharp (SMART Timing)

Results available at www.smart-timing.co.uk and www.mylaps.comwww.mylaps.com

Licensed to: SMART Timing

Printed: 06/06/2015 17:20:12

KMSC National Motorcycle Racing AC**Sorted on Laps**

Scottish Championship Superstock 600

Knockhill 1.267 miles

Race 1 - 1st Race

06/06/2015 12:30

Race (10 Laps) started at 12:35:02

Pos	No.	Name	Make/Model	CC	Class Code	Laps	Total Tm	Diff	Best Tm	In Lap	Best Speed
1	8	Lewis ROLLO	Kawasaki	XR	S6	10	9:55.664		58.428	4	78.063
2	51	Mark IRONSIDE	Kawasaki	XR600	S6	10	10:03.600	7.936	59.245	8	76.987
3	97	Sammi TASKER	Suzuki	GSXR600	S6	10	10:10.963	15.299	59.198	9	77.048
4	7	Jodie CHALK	Triumph	675	S6	10	10:12.513	16.849	59.105	8	77.169
5	21	Sean COOPER	Triumph	675R	S6	10	10:30.021	34.357	1:01.129	9	74.614
6	2	Angus MEARNS	Yamaha	R6 600	S6	10	10:31.950	36.286	1:01.278	9	74.433
7	30	Liam SHELLCOCK	Triumph	675R	S6	10	10:32.444	36.780	1:01.949	8	73.627
8	72	Peter DUNCAN	Triumph	675R	S6	10	10:36.369	40.705	1:01.804	3	73.799
9	27	Andrew DONALD	Yamaha	R6 600	S6	10	10:37.931	42.267	1:01.778	5	73.830
10	28	Paul BOWERBANK	Kawasaki	ZX6R 600	S6	10	10:38.370	42.706	1:01.065	9	74.692
11	49	Paul McCLUNG	Yamaha	R6 600	S6	10	10:38.864	43.200	1:01.090	10	74.662
12	19	Kristopher DUNCAN	Kawasaki	ZX6R	S6	10	10:49.093	53.429	1:02.764	7	72.671
13	41	Lukasz PIEC	Yamaha	R6 600	S6	9	11:00.419	1 Lap	1:09.581	8	65.551
14	63	Chris EASTWOOD	Suzuki	GSXR600	S6	8	10:23.873	2 Laps	1:14.899	8	60.897
Not classified											
DNF	99	Callum GRIGOR	Kawasaki	ZX6R 600	S6	1	1:08.894	DNF	1:03.380	1	71.964
DNF	93	Kyle DUNCAN	Kawasaki	ZX6R 600	S6	1	1:15.629	DNF	1:09.540	1	65.589
DNS	151	Leon MURPHY	Suzuki	GSXR 600	S6			DNS		0	-

Margin of Victory	Avg. Speed	Best Lap Tm	Best Speed	Best Lap by
7.936	76.572	58.428	78.063	8 - Lewis ROLLO

Clerk of the Course.

Orbits

Sig : Time :

Chief Timekeeper : Ian Sharp (SMART Timing)

www.mylaps.com

Results available at www.smart-timing.co.uk and www.mylaps.com

Licensed to: SMART Timing

Printed: 08/06/2015 21:42:07

KMSC National Motorcycle Racing AC

Scottish Championship Superstock 600

Knockhill 1.267 miles

Race 1 - 1st Race

06/06/2015 12:30

Race (10 Laps) started at 12:35:02

Lap	Time of Day	Lap Tm	S1	S2	S3	SFSpd	S1Spd
(8) Lewis ROLLO							
1	12:36:08.191	1:00.695	17.198	22.733	20.764	89.120	120.697
2	12:37:07.493	59.302	16.529	22.658	20.115	131.070	120.697
3	12:38:06.048	58.555	16.085	22.163	20.307	132.102	121.352
4	12:39:04.476	58.428	16.177	22.135	20.116	131.070	122.683
5	12:40:03.087	58.611	16.032	22.599	19.980	132.102	122.236
6	12:41:02.070	58.983	16.231	22.551	20.201	132.886	120.915
7	12:42:00.778	58.708	16.018	22.438	20.252	132.102	120.915
8	12:42:59.956	59.178	16.429	22.679	20.070	129.802	121.133
9	12:43:58.997	59.041	16.486	22.397	20.158	131.584	121.572
10	12:44:58.316	59.319	16.515	22.517	20.287	131.070	118.147

Lap	Time of Day	Lap Tm	S1	S2	S3	SFSpd	S1Spd
(51) Mark IRONSIDE							
1	12:36:08.360	1:00.544	17.384	23.109	20.051	88.299	112.220
2	12:37:08.071	59.711	16.626	22.995	20.090	128.313	115.107
3	12:38:07.501	59.430	16.436	22.890	20.104	126.380	116.709
4	12:39:06.996	59.495	16.736	22.797	19.962	124.968	117.526
5	12:40:06.910	59.914	16.585	22.944	20.385	126.380	115.903
6	12:41:06.553	59.643	16.747	22.871	20.025	126.380	114.323
7	12:42:06.784	1:00.231	16.955	23.052	20.224	125.670	115.903
8	12:43:06.029	59.245	16.423	22.750	20.072	124.968	115.903
9	12:44:06.578	1:00.549	16.418	23.613	20.518	125.905	117.526
10	12:45:06.252	59.674	16.555	23.101	20.018	122.908	114.129

Lap	Time of Day	Lap Tm	S1	S2	S3	SFSpd	S1Spd
(97) Sammi TASKER							
1	12:36:11.456	1:03.566	17.991	24.936	20.639	92.181	115.504
2	12:37:12.623	1:01.167	17.038	23.937	20.192	128.805	117.526
3	12:38:14.105	1:01.482	16.917	23.978	20.587	129.302	118.565
4	12:39:14.640	1:00.535	16.734	23.544	20.257	130.560	120.697
5	12:40:15.328	1:00.688	16.836	23.809	20.043	127.581	119.196
6	12:41:15.491	1:00.163	16.519	23.594	20.050	132.102	114.518
7	12:42:15.528	1:00.037	16.703	23.158	20.176	131.070	120.915
8	12:43:14.843	59.315	16.613	22.930	19.772	129.551	119.409
9	12:44:14.041	59.198	16.753	22.754	19.691	128.068	120.265
10	12:45:13.615	59.574	17.230	22.736	19.608	128.068	118.565

Lap	Time of Day	Lap Tm	S1	S2	S3	SFSpd	S1Spd
(7) Jodie CHALK							
1	12:36:10.843	1:03.167	18.110	24.350	20.707	91.427	112.786
2	12:37:12.544	1:01.701	17.094	24.224	20.383	121.352	113.742
3	12:38:14.040	1:01.496	16.743	23.927	20.826	123.133	115.305
4	12:39:14.454	1:00.414	16.551	23.574	20.289	123.133	118.147
5	12:40:15.418	1:00.964	16.776	23.823	20.365	123.815	116.103
6	12:41:17.014	1:01.596	16.753	24.520	20.323	118.775	113.357
7	12:42:17.198	1:00.184	16.599	23.475	20.110	126.380	118.775
8	12:43:16.303	59.105	16.286	23.040	19.779	122.014	114.910
9	12:44:15.570	59.267	16.379	22.982	19.906	122.459	118.775
10	12:45:15.165	59.595	16.524	23.118	19.953	122.459	113.742

Lap	Time of Day	Lap Tm	S1	S2	S3	SFSpd	S1Spd
(21) Sean COOPER							
1	12:36:12.986	1:04.917	18.431	25.117	21.369	93.076	113.742
2	12:37:17.443	1:04.457	17.930	24.700	21.827	127.339	115.305
3	12:38:19.946	1:02.503	17.395	23.652	21.456	124.735	116.103
4	12:39:21.754	1:01.808	17.394	23.614	20.800	128.068	118.147
5	12:40:23.580	1:01.826	17.181	23.560	21.085	128.313	117.940
6	12:41:26.304	1:02.724	17.434	23.938	21.352	129.302	117.116
7	12:42:28.888	1:02.584	17.164	24.384	21.036	131.070	116.709
8	12:43:30.320	1:01.432	17.257	23.440	20.735	127.339	116.912
9	12:44:31.449	1:01.129	16.925	23.234	20.970	127.339	117.733
10	12:45:32.673	1:01.224	17.145	23.069	21.010	127.824	116.709

Lap	Time of Day	Lap Tm	S1	S2	S3	SFSpd	S1Spd
(2) Angus MEARNS							
1	12:36:13.209	1:04.585	18.392	25.000	21.193	93.335	107.372
2	12:37:15.690	1:02.481	17.314	23.968	21.199	122.908	111.846
3	12:38:18.470	1:02.780	17.249	24.057	21.474	126.142	115.107
4	12:39:21.477	1:03.007	17.566	23.955	21.486	117.526	117.116
5	12:40:23.440	1:01.963	17.017	23.705	21.241	123.587	112.976
6	12:41:26.030	1:02.590	17.302	24.071	21.217	126.618	115.504
7	12:42:29.400	1:03.370	17.030	24.690	21.650	124.504	113.549
8	12:43:31.621	1:02.221	17.269	23.803	21.149	119.196	113.357
9	12:44:32.899	1:01.278	17.016	23.341	20.921	117.116	115.903
10	12:45:34.602	1:01.703	17.205	23.324	21.174	121.792	116.304

Lap	Time of Day	Lap Tm	S1	S2	S3	SFSpd	S1Spd
(30) Liam SHELLCOCK							
1	12:36:17.123	1:08.168	19.484	26.287	22.397	88.767	108.413
2	12:37:22.185	1:05.062	17.991	25.188	21.883	122.459	112.408
3	12:38:26.540	1:04.355	17.642	25.152	21.561	124.504	113.935
4	12:39:29.841	1:03.301	17.360	24.672	21.269	132.624	118.985
5	12:40:33.686	1:03.845	17.500	24.756	21.589	129.551	118.985
6	12:41:37.718	1:04.032	17.261	25.003	21.768	131.842	116.506
7	12:42:40.482	1:02.764	17.178	24.339	21.247	127.339	118.565
8	12:43:44.033	1:03.551	17.385	24.403	21.763	129.053	119.621
9	12:44:48.238	1:04.205	17.541	25.322	21.342	121.572	118.147
10	12:45:51.745	1:03.507	17.346	24.681	21.480	129.302	115.504

Lap	Time of Day	Lap Tm	S1	S2	S3	SFSpd	S1Spd
(72) Peter DUNCAN							
1	12:36:12.784	1:04.410	18.191	24.869	21.350	93.465	111.474
2	12:37:15.375	1:02.591	17.289	23.874	21.428	125.670	112.786
3	12:38:18.216	1:02.841	17.238	23.901	21.702	122.236	115.305
4	12:39:20.702	1:02.486	17.545	23.821	21.120	125.905	115.703
5	12:40:22.975	1:02.273	17.269	23.697	21.307	126.380	117.321
6	12:41:25.066	1:02.091	17.364	23.542	21.185	126.380	116.304
7	12:42:28.233	1:03.167	17.226	24.803	21.138	128.313	108.941
8	12:43:30.182	1:01.949	17.477	23.710	20.762	123.587	112.033
9	12:44:32.579	1:02.397	17.208	23.751	21.438	125.905	113.742
10	12:45:35.096	1:02.517	17.610	23.731	21.176	124.735	113.357

Lap	Time of Day	Lap Tm	S1	S2	S3	SFSpd	S1Spd
(27) Andrew DONALD							
1	12:36:16.656	1:07.563	19.763	26.082	21.718	88.767	105.020
2	12:37:20.752	1:04.096	18.095	24.582	21.419	118.985	105.681
3	12:38:22.556	1:01.804	17.192	23.868	20.744	122.014	111.290
4	12:39:24.749	1:02.193	16.895	24.283	21.015	126.380	112.408
5	12:40:27.478	1:02.729	17.359	24.368	21.002	122.683	112.033
6	12:41:30.027	1:02.549	17.414	24.079	21.056	121.792	112.033
7	12:42:32.780	1:02.753	17.116	24.068	21.569	123.815	112.220
8	12:43:35.056	1:02.276	17.251	24.575	20.450	120.480	110.739
9	12:44:37.024	1:01.968	17.186	24.295	20.487	121.792	110.374
10	12:45:39.021	1:01.997	17.139	24.397	20.461	121.792	107.030

Lap	Time of Day	Lap Tm	S1	S2	S3	SFSpd	S1Spd
(28) Paul BOWERBANK							
1	12:36:16.433	1:07.272	19.264	26.126	21.882	91.303	107.372
2	12:37:18.135	1:02.302	17.683	23.915	20.704	124.968	112.786
3	12:38:21.051	1:02.916	17.618	24.235	21.063	123.360	111.846
4	12:39:23.964	1:02.913	17				

KMSC National Motorcycle Racing AC

Scottish Championship Superstock 600

Knockhill 1.267 miles

Race 1 - 1st Race

06/06/2015 12:30

Race (10 Laps) started at 12:35:02

Lap	Time of Day	Lap Tm	S1	S2	S3	SFSpd	S1Spd	Lap	Time of Day	Lap Tm	S1	S2	S3	SFSpd	S1Spd
3	12:38:57.494	1:13.707	20.893	28.635	24.179	102.142	91.427								
4	12:40:10.387	1:12.893	20.566	28.087	24.240	109.296	88.183								
5	12:41:21.515	1:11.128	20.622	27.190	23.316	104.366	84.306								
6	12:42:33.567	1:12.052	20.332	27.481	24.239	109.653	89.716								
7	12:43:43.875	1:10.308	20.025	26.817	23.466	99.566	96.836								
8	12:44:53.456	1:09.581	19.567	26.830	23.184	113.935	98.979								
9	12:46:03.071	1:09.615	19.511	27.251	22.853	123.815	90.932								

(63) Chris EASTWOOD

1	12:36:30.415	1:20.015	22.698	31.590	25.727	82.543	83.157
2	12:37:47.845	1:17.430	21.377	30.323	25.730	97.824	92.054
3	12:39:05.032	1:17.187	21.640	30.468	25.079	101.678	93.335
4	12:40:23.929	1:18.897	22.181	31.383	25.333	103.882	88.532
5	12:41:40.982	1:17.053	21.654	30.137	25.262	102.298	88.884
6	12:42:56.473	1:15.491	20.847	29.703	24.941	104.529	96.005
7	12:44:11.626	1:15.153	20.673	29.980	24.500	103.882	93.465
8	12:45:26.525	1:14.899	20.583	29.378	24.938	104.043	97.257

(99) Callum GRIGOR

1	12:36:11.546	1:03.380	17.968	24.394	21.018	88.416	116.103
---	--------------	-----------------	--------	--------	---------------	--------	---------

(93) Kyle DUNCAN

1	12:36:18.281	1:09.540	20.363	27.088	22.089	90.564	96.558
---	--------------	-----------------	--------	---------------	---------------	--------	--------

Clerk of the Course.

Orbits

Sig : Time :
Chief Timekeeper : Ian Sharp (SMART Timing)
Results available at www.smart-timing.co.uk and www.mylaps.com

www.mylaps.com
Licensed to: SMART Timing

Printed: 06/06/2015 17:35:02

Page 2/2


Scottish Championship Superstock 600

Knockhill 1.267 miles

Race 1 - 1st Race

06/06/2015 12:30

Race (10 Laps) started at 12:35:02



Competitors	Laps											
	0	1	2	3	4	5	6	7	8	9	10	
Lewis ROLLO (8)	1	8	8	8	8	8	8	8	8	8	8	8
Jodie CHALK (7)	2	7	51	51	51	51	51	51	51	51	51	51
Mark IRONSIDE (51)	3	51	7	7	7	7	97	97	97	97	97	97
Sammi TASKER (97)	4	97	97	97	97	97	7	7	7	7	7	7
Sean COOPER (21)	5	21	99	30	30	30	30	30	30	30	21	21
Callum GRIGOR (99)	6	99	30	2	2	2	2	2	21	21	30	2
Liam SHELLCOCK (30)	7	30	21	21	21	21	21	2	2	2	2	30
Paul McCLUNG (49)	8	49	2	27	27	27	27	27	27	72	72	72
Andrew DONALD (27)	9	27	27	72	72	72	72	72	72	27	27	27
Angus MEARNS (2)	10	2	49	49	49	49	49	28	28	28	28	28
Kyle DUNCAN (93)	11	93	28	28	28	28	28	49	49	49	49	49
Kristopher DUNCAN (19)	12	19	72	19	19	19	19	19	19	19	19	19
Peter DUNCAN (72)	13	72	19	41	41	41	41	41	41	41	41	41
Paul BOWERBANK (28)	14	28	93	63	63	63	63	63	63	63	63	63
Lukasz PIEC (41)	15	41	41									
Chris EASTWOOD (63)	16	63	63									
-	17											

KMSC National Motorcycle Racing AC

KMSC Superstock 600

Knockhill 1.267 miles

Race 6 - 1st Race

07/06/2015 08:45

Race (10 Laps)

POLE POSITION

3
97 Sammi TASKER

2
51 Mark IRONSIDE

1
8 Lewis ROLLO

6
2 Angus MEARNES

5
21 Sean COOPER

4
7 Jodie CHALK

9
27 Andrew DONALD

8
72 Peter DUNCAN

7
30 Liam SHELLCOCK

12
19 Kristopher DUNCAN

11
49 Paul McCLUNG

10
28 Paul BOWERBANK

15
99 Callum GRIGOR

14
63 Chris EASTWOOD

13
41 Lukasz PIEC

17
151 Leon MURPHY

16
93 Kyle DUNCAN

1
2
3
4
5
6

Clerk of the Course.

Orbits

Sig : Time :

Chief Timekeeper : Ian Sharp (SMART Timing)

Results available at www.smart-timing.co.uk and www.mylaps.com

www.mylaps.com

Licensed to: SMART Timing

Printed: 06/06/2015 17:35:41

KMSC National Motorcycle Racing AC**Sorted on Laps**

KMSC Cupar Motorcycles Pre-Injection 600

Knockhill 1.267 miles

Race 2 - 1st Race

06/06/2015 12:45

Race (10 Laps) started at 12:54:31

Pos	No.	Name	Make/Model	CC	Class Code	Laps	Total Tm	Diff	Best Tm	In Lap	Best Speed
1	11	Patrick FORMAN	Yamaha	R6 600	PI6	10	10:14.366		1:00.038	4	75.970
2	84	Kyle HARPER	Yamaha	R6 600	PI6	10	10:15.328	0.962	59.453	5	76.718
3	21	Michael BURKE	Yamaha	R6 600	PI6	10	10:33.067	18.701	1:01.061	10	74.697
4	86	Russell WILL	Yamaha	R6 600	PI6	10	10:43.228	28.862	1:01.895	4	73.691
5	47	Steven HADDOW	Yamaha	R6 600	PI6	10	10:43.622	29.256	1:01.982	9	73.587
6	119	Allan HARROW	Yamaha	R6 600	PI6	10	10:43.991	29.625	1:02.296	5	73.216
7	89	Alex BASS	Yamaha	R6 600	PI6	10	10:53.205	38.839	1:02.658	10	72.793
8	6	James WILKEN	Yamaha	R6 600	PI6	10	11:01.761	47.395	1:03.848	6	71.437
9	92	Andrew CRAIGMILE	Yamaha	YZF R6	PI6	10	11:01.995	47.629	1:04.366	7	70.862
10	58	Barry STEWART	Yamaha	R6 600	PI6	9	10:38.261	1 Lap	1:08.980	8	66.122
11	16	Michael CLARK	Honda	CBR600	PI6	9	11:01.575	1 Lap	1:09.786	9	65.358
12	17	Ellie ANDERSON	Yamaha	R6 600	PI6	9	11:01.644	1 Lap	1:10.374	9	64.812
13	10	Stuart DEANS	Kawasaki	ZX6 600	PI6	9	11:11.657	1 Lap	1:10.464	5	64.729
14	65	Sam KENNEDY	Yamaha	R6 600	PI6	9	11:16.387	1 Lap	1:12.808	9	62.645
15	81	Stewart MARR	Yamaha	R6 600	PI6	9	11:23.233	1 Lap	1:12.733	5	62.710

Not classified

DNF	54	Cameron ROBB	Yamaha	R6 600	PI6	5	5:51.442	DNF	1:05.992	4	69.116
DNF	87	Chris CHERRY	Honda	CBR600	PI6	5	5:54.840	DNF	1:07.049	5	68.026
DNF	91	Lewis SHAND	Yamaha	R6 600	PI6	1	1:15.497	DNF	1:09.452	1	65.673
DNF	48	David McCAFFERTY	Yamaha	R6 600	PI6		5.000	DNF		0	-
DNS	73	Fraser CAMERON	Yamaha	R6 600	PI6			DNS		0	-
DNS	60	Douglas BROWN	Yamaha	R6 600	PI6			DNS		0	-
DNS	76	Steven BEATTIE	Yamaha	R6 600	PI6			DNS		0	-
DNS	9	Warren ROBINSON	Kawasaki	ZX6R	PI6			DNS		0	-

Announcements

Bike No.86 - Racetime includes 10 second time penalty - Overtaking under yellow flags.

Margin of Victory	Avg. Speed	Best Lap Tm	Best Speed	Best Lap by
0.962	74.241	59.453	76.718	84 - Kyle HARPER

Clerk of the Course.

Orbits

Sig : Time :

Chief Timekeeper : Ian Sharp (SMART Timing)

www.mylaps.com

Results available at www.smart-timing.co.uk and www.mylaps.com

Licensed to: SMART Timing

Printed: 08/06/2015 21:22:35

KMSC National Motorcycle Racing AC

KMSC Cupar Motorcycles Pre-Injection 600

Knockhill 1.267 miles

Race 2 - 1st Race

06/06/2015 12:45

Race (10 Laps) started at 12:54:31

Lap	Time of Day	Lap Tm	S1	S2	S3	SFSpd	S1Spd
(11) Patrick FORMAN							
1	12:55:38.316	1:01.354	17.677	23.317	20.360	86.035	113.742
2	12:56:38.601	1:00.285	16.873	23.046	20.366	123.360	114.323
3	12:57:38.967	1:00.366	16.568	23.327	20.471	123.360	115.305
4	12:58:39.005	1:00.038	16.755	23.064	20.219	122.908	114.518
5	12:59:40.179	1:01.174	16.771	23.620	20.783	122.683	114.323
6	13:00:41.481	1:01.302	17.326	23.547	20.429	120.915	115.703
7	13:01:42.597	1:01.116	17.020	23.501	20.595	120.049	114.910
8	13:02:44.471	1:01.874	16.885	24.372	20.617	121.572	113.935
9	13:03:45.169	1:00.698	16.932	23.456	20.310	122.683	114.714
10	13:04:46.277	1:01.108	17.047	23.622	20.439	124.735	112.597

Lap	Time of Day	Lap Tm	S1	S2	S3	SFSpd	S1Spd
(84) Kyle HARPER							
1	12:55:38.117	1:01.293	17.564	23.198	20.531	87.380	114.714
2	12:56:40.665	1:02.548	17.477	24.421	20.650	117.940	103.561
3	12:57:42.356	1:01.691	17.290	23.231	21.170	122.236	106.520
4	12:58:43.489	1:01.133	17.084	23.121	20.928	118.147	112.220
5	12:59:42.942	59.453	16.482	22.658	20.313	121.352	116.103
6	13:00:45.126	1:02.184	17.393	24.373	20.418	120.049	114.910
7	13:01:45.838	1:00.712	16.649	23.287	20.776	122.236	115.504
8	13:02:47.126	1:01.288	16.693	24.067	20.528	121.133	116.304
9	13:03:47.376	1:00.250	16.695	23.116	20.439	121.792	115.504
10	13:04:47.239	59.863	16.414	23.149	20.300	124.044	116.912

Lap	Time of Day	Lap Tm	S1	S2	S3	SFSpd	S1Spd
(21) Michael BURKE							
1	12:55:42.996	1:04.968	19.179	24.367	21.422	94.651	113.742
2	12:56:46.647	1:03.651	17.400	24.746	21.505	123.587	100.762
3	12:57:49.594	1:02.947	17.294	23.899	21.754	124.735	113.166
4	12:58:52.225	1:02.631	17.431	23.746	21.454	110.374	109.653
5	12:59:54.713	1:02.488	17.344	23.824	21.320	120.697	109.653
6	13:00:56.693	1:01.980	17.247	23.557	21.176	120.915	112.786
7	13:02:00.580	1:03.887	17.443	24.497	21.947	120.265	109.474
8	13:03:02.679	1:02.099	17.189	23.804	21.106	121.792	112.220
9	13:04:03.917	1:01.238	16.873	23.655	20.710	124.044	110.922
10	13:05:04.978	1:01.061	16.770	23.746	20.545	125.201	115.305

Lap	Time of Day	Lap Tm	S1	S2	S3	SFSpd	S1Spd
(86) Russell WILL							
1	12:55:41.558	1:04.058	19.063	24.046	20.949	84.095	112.976
2	12:56:44.145	1:02.587	17.643	24.271	20.673	123.360	114.323
3	12:57:46.859	1:02.714	17.736	23.985	20.993	123.360	114.323
4	12:58:48.754	1:01.895	17.313	23.871	20.711	124.504	115.903
5	12:59:51.986	1:03.232	17.274	24.768	21.190	123.360	115.305
6	13:00:54.046	1:02.060	17.500	24.024	20.536	116.709	114.129
7	13:01:57.508	1:03.462	16.999	25.523	20.940	125.670	116.304
8	13:03:00.063	1:02.555	17.337	24.312	20.906	122.683	115.305
9	13:04:02.946	1:02.883	17.304	24.580	20.999	124.735	114.910
10	13:05:05.139	1:02.193	17.298	24.383	20.512	125.201	115.504

Lap	Time of Day	Lap Tm	S1	S2	S3	SFSpd	S1Spd
(47) Steven HADDOW							
1	12:55:45.652	1:08.131	19.839	26.186	22.106	90.442	104.366
2	12:56:50.890	1:05.238	18.143	25.665	21.430	120.049	112.408
3	12:57:55.249	1:04.359	17.731	24.747	21.881	122.683	110.922
4	12:58:57.924	1:02.675	17.401	23.972	21.302	119.409	111.660
5	13:00:01.147	1:03.223	17.358	24.491	21.374	121.792	111.660
6	13:01:05.300	1:04.153	17.705	25.098	21.350	115.305	108.413
7	13:02:08.389	1:03.089	17.562	24.006	21.521	119.196	113.357
8	13:03:11.373	1:02.984	17.389	24.179	21.416	122.236	113.742
9	13:04:13.355	1:01.982	16.726	24.122	21.134	126.380	114.129
10	13:05:15.533	1:02.178	16.906	24.178	21.094	124.968	114.910

Lap	Time of Day	Lap Tm	S1	S2	S3	SFSpd	S1Spd
(119) Allan HARROW							
1	12:55:44.164	1:06.560	19.405	25.288	21.867	83.989	106.351
2	12:56:47.937	1:03.773	17.667	24.580	21.526	117.321	110.193
3	12:57:52.182	1:04.245	17.503	25.084	21.658	119.835	108.064
4	12:58:56.309	1:04.127	17.466	24.851	21.810	118.775	107.201
5	12:59:58.605	1:02.296	16.939	24.075	21.282	120.049	110.374
6	13:01:01.320	1:02.715	17.278	24.125	21.312	118.775	108.941
7	13:02:05.641	1:04.321	17.430	25.440	21.451	116.912	108.941
8	13:03:09.937	1:04.296	17.658	24.739	21.899	121.352	107.030
9	13:04:13.047	1:03.110	17.193	24.652	21.265	120.480	105.681
10	13:05:15.902	1:02.855	17.157	24.645	21.053	122.236	112.033

Lap	Time of Day	Lap Tm	S1	S2	S3	SFSpd	S1Spd
(89) Alex BASS							

Lap	Time of Day	Lap Tm	S1	S2	S3	SFSpd	S1Spd
(6) James WILKEN							
1	12:55:46.112	1:08.550	20.161	26.379	22.010	91.055	104.204
2	12:56:51.535	1:05.423	18.241	25.563	21.619	121.792	111.290
3	12:57:56.717	1:05.182	18.026	25.156	22.000	122.459	111.290
4	12:59:01.012	1:04.295	17.872	24.920	21.503	124.273	110.922
5	13:00:04.819	1:03.807	17.765	24.469	21.573	124.044	109.653
6	13:01:07.932	1:03.113	17.452	24.634	21.027	123.815	110.193
7	13:02:12.674	1:04.742	17.872	24.721	22.149	123.133	109.296
8	13:03:18.462	1:05.788	17.522	26.999	21.267	123.360	108.238
9	13:04:22.458	1:03.996	17.538	24.735	21.723	126.142	112.786
10	13:05:25.116	1:02.658	17.104	24.404	21.150	125.435	112.033

Lap	Time of Day	Lap Tm	S1	S2	S3	SFSpd	S1Spd
(92) Andrew CRAIGMILE							
1	12:55:46.620	1:08.702	20.116	26.625	21.961	86.814	105.184
2	12:56:52.038	1:05.418	18.266	25.779	21.373	115.703	113.166
3	12:57:56.799	1:04.761	18.163	25.240	21.358	111.846	113.549
4	12:59:01.226	1:04.427	18.143	25.282	21.002	111.660	107.890
5	13:00:05.286	1:04.060	17.916	25.055	21.089	113.549	110.556
6	13:01:09.134	1:03.848	17.998	24.505	21.345	111.290	111.105
7	13:02:14.648	1:05.514	17.974	25.235	22.305	117.733	111.660
8	13:03:22.074	1:07.426	18.291	25.630	23.505	108.941	112.033
9	13:04:28.450	1:06.376	18.170	25.390	22.816	112.786	111.846
10	13:05:33.672	1:05.222	18.069	25.128	22.025	115.903	111.660

Lap	Time of Day	Lap Tm	S1	S2	S3	SFSpd	S1Spd
(92) Andrew CRAIGMILE							
1	12:55:41.687	1:04.402	18.614	24.357	21.431	86.814	106.351
2	12:56:46.351	1:04.664	18.244	24.780	21.640	120.697	103.882
3	12:57:51.320	1:04.969	17.966	24.995	22.008	120.049	107.890
4	12:58:56.004	1:04.684	17.911	24.874	21.899	122.459	106.520
5	13:00:00.914	1:04.910	18.208	25.227	21.475	121.352	101.678
6	13:01:07.033	1:06.119	18.767	25.400	21.952	121.792	100.460
7	13:02:11.399	1:04.366	17.550	24.931	21.885	121.572	106.183
8	13:03:21.044	1:09.645	18.267	28.139	23.239	121.792	99.863
9	13:04:26.295	1:05.251	17.971	25.360	21.920	121.792	103.882
10	13:05:33.906	1:07.611	18.160	26.307	23.144	123.133	96.143

Lap	Time of Day	Lap Tm	S1	S2	S3	SFSpd	S1Spd
(58) Barry STEWART							
1	12:55:49.038	1:10.520	20.646	27.294	22.580	91.427	94.785
2	12:56:59.409	1:10.371	18.407	26.478	25.48		

KMSC National Motorcycle Racing AC

KMSC Cupar Motorcycles Pre-Injection 600

Knockhill 1.267 miles

Race 2 - 1st Race

06/06/2015 12:45

Race (10 Laps) started at 12:54:31

Lap	Time of Day	Lap Tm	S1	S2	S3	SFSpd	S1Spd	Lap	Time of Day	Lap Tm	S1	S2	S3	SFSpd	S1Spd
6	13:02:03.124	1:13.787	19.894	28.472	25.421	111.474	102.611								
7	13:03:16.804	1:13.680	20.322	28.731	24.627	107.544	92.181								
8	13:04:29.430	1:12.626	20.268	27.391	24.967	109.296	100.161								
9	13:05:43.568	1:14.138	20.598	28.513	25.027	106.015	100.161								

(65) Sam KENNEDY

1	12:55:55.729	1:16.484	22.129	29.616	24.739	91.055	94.120
2	12:57:11.015	1:15.286	21.313	28.474	25.499	98.979	103.084
3	12:58:26.645	1:15.630	21.289	28.774	25.567	102.298	100.310
4	12:59:39.997	1:13.352	20.916	28.258	24.178	103.242	96.836
5	13:00:52.992	1:12.995	20.328	28.392	24.275	102.768	101.218
6	13:02:07.692	1:14.700	21.238	28.956	24.506	96.697	93.076
7	13:03:22.148	1:14.456	21.309	28.517	24.630	95.188	95.731
8	13:04:35.490	1:13.342	20.592	28.702	24.048	104.366	93.465
9	13:05:48.298	1:12.808	20.473	27.556	24.779	106.015	96.836

(81) Stewart MARR

1	12:55:58.238	1:18.617	22.673	30.740	25.204	82.543	90.320
2	12:57:13.321	1:15.083	20.806	29.481	24.796	107.030	91.303
3	12:58:27.135	1:13.814	20.567	28.935	24.312	105.681	95.459
4	12:59:40.875	1:13.740	20.533	29.059	24.148	106.689	90.077
5	13:00:53.608	1:12.733	20.083	28.458	24.192	110.556	91.179
6	13:02:09.001	1:15.393	21.026	29.365	25.002	104.529	94.120
7	13:03:23.901	1:14.900	20.237	29.169	25.494	102.298	91.928
8	13:04:38.803	1:14.902	19.961	29.863	25.078	108.941	86.702
9	13:05:55.144	1:16.341	20.662	29.878	25.801	103.721	91.677

(54) Cameron ROBB

1	12:55:51.854	1:13.057	21.041	28.315	23.701	81.639	94.651
2	12:57:01.739	1:09.885	19.118	26.512	24.255	110.922	102.611
3	12:58:10.774	1:09.035	19.151	26.230	23.654	111.105	99.272
4	12:59:16.766	1:05.992	18.296	25.861	21.835	114.518	105.848
5	13:00:23.353	1:06.587	18.145	26.365	22.077	120.915	104.204

(87) Chris CHERRY

1	12:55:51.499	1:12.245	20.642	27.956	23.647	94.252	93.205
2	12:57:01.185	1:09.686	18.824	26.903	23.959	112.408	98.688
3	12:58:10.841	1:09.656	19.047	26.570	24.039	114.129	100.011
4	12:59:19.702	1:08.861	18.565	26.966	23.330	113.742	96.281
5	13:00:26.751	1:07.049	18.357	25.759	22.933	117.526	98.979

(91) Lewis SHAND

1	12:55:47.408	1:09.452	20.664	26.876	21.912	92.690	102.142
---	--------------	-----------------	--------	--------	---------------	--------	---------

Clerk of the Course.

Orbits

Sig : Time :
Chief Timekeeper : Ian Sharp (SMART Timing)
Results available at www.smart-timing.co.uk and www.mylaps.com

www.mylaps.com
Licensed to: SMART Timing


KMSC Cupar Motorcycles Pre-Injection 600

Knockhill 1.267 miles

Race 2 - 1st Race

06/06/2015 12:45

Race (10 Laps) started at 12:54:31



Competitors	Laps											
	0	1	2	3	4	5	6	7	8	9	10	
Kyle HARPER (84)	1	84	84	11	11	11	11	11	11	11	11	11
David McCafferty (48)	2	48	11	84	84	84	84	84	84	84	84	84
Patrick FORMAN (11)	3	11	86	86	86	86	86	86	86	86	86	21
Andrew CRAIGMILE (92)	4	92	92	92	21	21	21	21	21	21	21	86
Russell WILL (86)	5	86	21	21	92	92	119	119	119	119	119	47
Steven HADDOW (47)	6	47	119	119	119	119	92	47	47	47	47	119
Alex BASS (89)	7	89	47	47	47	47	47	92	92	89	89	89
Allan HARROW (119)	8	119	89	89	89	89	89	89	92	92	92	6
James WILKEN (6)	9	6	6	6	6	6	6	6	6	6	6	92
Lewis SHAND (91)	10	91	91	58	58	54	54	58	58	58	58	58
Michael BURKE (21)	11	21	58	87	54	58	87	17	17	17	17	16
Barry STEWART (58)	12	58	87	54	87	87	58	10	16	16	16	17
Cameron ROBB (54)	13	54	54	65	17	17	17	16	10	10	10	10
Sam KENNEDY (65)	14	65	65	17	10	16	10	65	65	65	65	65
Chris CHERRY (87)	15	87	10	10	65	10	16	81	81	81	81	81
Stuart DEANS (10)	16	10	17	16	81	65	65					
Stewart MARR (81)	17	81	81	81	16	81	81					
Michael CLARK (16)	18	16	16									
Ellie ANDERSON (17)	19	17										
-	20											
-	21											
-	22											
-	23											

KMSC National Motorcycle Racing AC

KMSC Cupar Motorcycles Pre-Injection 600

Knockhill 1.267 miles

Race 7 - 2nd Race

07/06/2015 09:00

Race (10 Laps)

POLE POSITION

3 21 Michael BURKE	2 84 Kyle HARPER	1 11 Patrick FORMAN	1
6 119 Allan HARROW	5 47 Steven HADDOW	4 86 Russell WILL	2
9 92 Andrew CRAIGMILE	8 6 James WILKEN	7 89 Alex BASS	3
12 17 Ellie ANDERSON	11 16 Michael CLARK	10 58 Barry STEWART	4
15 81 Stewart MARR	14 65 Sam KENNEDY	13 10 Stuart DEANS	5
18 91 Lewis SHAND	17 87 Chris CHERRY	16 54 Cameron ROBB	6
21 60 Douglas BROWN	20 73 Fraser CAMERON	19 48 David McCAFFERTY	7
	23 9 Warren ROBINSON	22 76 Steven BEATTIE	8

Clerk of the Course.

Orbits

Sig : Time :

Chief Timekeeper : Ian Sharp (SMART Timing)

Results available at www.smart-timing.co.uk and www.mylaps.com

www.mylaps.com

Licensed to: SMART Timing

Printed: 06/06/2015 17:25:20

KMSC National Motorcycle Racing AC

Sorted on Laps

Scottish Championship Superbikes & Shirlaws KMSC Clubman

Knockhill 1.267 miles

Race 4 - 1st Race

06/06/2015 13:15

Race (10 Laps) started at 13:37:23

Pos	No.	Name	Make/Model	CC	Class Code	Laps	Total Tm	Diff	Best Tm	In Lap	Best Speed
1	179	Andrew TASKER	Kawasaki	ZX10R	SB	10	9:39.067		56.322	6	80.982
2	47	Alan BRYCE	Suzuki	GSXR1000	SB	10	9:52.941	13.874	57.017	4	79.995
3	7	Sean GILFILLAN	Kawasaki	ZX10R	SB	10	10:00.064	20.997	58.182	7	78.394
4	79	Bruce BIRNIE	BMW	S1000RR	SB	10	10:00.069	21.002	58.631	9	77.793
5	55	Donald MacFADYEN	BMW	S1000RR	SB	10	10:05.199	26.132	59.304	6	76.910
6	68	Paul WISHART	Kawasaki	ZX10R	SB	10	10:11.644	32.577	58.750	10	77.636
7	84	Darren ROSS	Kawasaki	ZX10R	SB	10	10:12.382	33.315	59.050	10	77.241
8	33	Graeme BODEL	BMW	S1000RR	C	10	10:19.410	40.343	1:00.077	10	75.921
9	71	Gavin JONES	Honda	CBR1000RR	C	10	10:19.431	40.364	1:00.302	10	75.637
10	34	John DEAN	Suzuki	GSXR 750	SB	10	10:24.440	45.373	1:00.279	10	75.666
11	111	Jimmy SHANKS	KTM	RC8	C	10	10:24.743	45.676	59.852	10	76.206
12	66	Derek BUTCHER	Yamaha	R1	C	10	10:25.015	45.948	1:00.187	10	75.782
13	69	Rodney SCOTT	BMW	S1000RR	C	10	10:33.194	54.127	1:00.305	6	75.634
14	63	Kenny PATERSON	BMW	S1000RR	C	10	10:33.225	54.158	1:01.141	9	74.600
15	12	Neil BROWN	Honda	CBR1000	C	9	9:45.700	1 Lap	1:02.761	7	72.674
16	67	Des BURNS	Kawasaki	ZX10R	C	9	9:46.147	1 Lap	1:02.505	8	72.972
17	5	Daniel MacLEAN	Honda	CBR600RR	C	9	9:47.858	1 Lap	1:03.125	9	72.255
18	73	Scott ROBERTSON	BMW	S1000RR	C	9	9:55.446	1 Lap	1:01.917	7	73.665
19	37	Steven PATERSON	Yamaha	R1	C	9	9:58.468	1 Lap	1:02.736	9	72.703
20	119	Kristopher DUNCAN	Kawasaki	ZX6R 600	C	9	10:05.345	1 Lap	1:04.138	7	71.114
21	82	Geraint JONES	Suzuki	GSXR1000	C	9	10:05.502	1 Lap	1:04.013	7	71.253
Not classified											
DNF	42	Paul GEDDES	Ducati	1098s	C	6	6:50.319	DNF	1:05.192	6	69.964
DNS	50	Tim HASTINGS	Kawasaki	ZX6R 600	SB			DNS		0	-
DNS	54	Gordon DUNCAN	Suzuki	GSXR 1000	C			DNS		0	-

Margin of Victory	Avg. Speed	Best Lap Tm	Best Speed	Best Lap by
13.874	78.766	56.322	80.982	179 - Andrew TASKER

Clerk of the Course.

Orbits

Sig : Time :

Chief Timekeeper : Ian Sharp (SMART Timing)

www.mylaps.com

Results available at www.smart-timing.co.uk and www.mylaps.com

Licensed to: SMART Timing

Printed: 08/06/2015 21:39:41

KMSC National Motorcycle Racing AC

Scottish Championship Superbikes & Shirlaws KMSC Clubman

Knockhill 1.267 miles

Race 4 - 1st Race

06/06/2015 13:15

Race (10 Laps) started at 13:37:23

Lap	Time of Day	Lap Tm	S1	S2	S3	SFSpd	S1Spd
(179) Andrew TASKER							
1	13:38:27.963	59.271	17.058	23.072	19.141	85.925	126.618
2	13:39:25.069	57.106	16.047	21.820	19.239	133.150	126.857
3	13:40:21.482	56.413	15.801	21.584	19.028	133.947	126.618
4	13:41:17.811	56.329	15.754	21.494	19.081	134.215	128.313
5	13:42:14.293	56.482	15.704	21.593	19.185	132.886	124.273
6	13:43:10.615	56.322	15.570	21.673	19.079	135.571	128.313
7	13:44:07.890	57.275	16.125	22.024	19.126	132.886	125.435
8	13:45:04.507	56.617	15.834	21.654	19.129	134.484	127.339
9	13:46:02.306	57.799	15.842	22.397	19.560	134.215	124.968
10	13:47:02.335	1:00.029	16.384	22.758	20.887	129.802	124.735

Lap	Time of Day	Lap Tm	S1	S2	S3	SFSpd	S1Spd
(47) Alan BRYCE							
1	13:38:27.913	59.370	17.030	22.753	19.587	92.308	120.915
2	13:39:25.528	57.615	16.325	21.853	19.437	117.733	125.905
3	13:40:22.822	57.294	15.997	21.753	19.544	129.802	124.735
4	13:41:19.839	57.017	16.025	21.640	19.352	126.618	124.273
5	13:42:17.595	57.756	15.931	21.642	20.183	129.551	124.504
6	13:43:17.903	1:00.308	17.211	22.697	20.400	128.068	121.572
7	13:44:17.422	59.519	16.387	22.479	20.653	129.802	124.735
8	13:45:17.171	59.749	16.249	23.353	20.147	126.857	127.581
9	13:46:16.557	59.386	16.222	22.837	20.327	130.306	125.435
10	13:47:16.209	59.652	16.386	22.889	20.377	124.504	124.735

Lap	Time of Day	Lap Tm	S1	S2	S3	SFSpd	S1Spd
(7) Sean GILFILLAN							
1	13:38:32.620	1:03.713	17.974	24.821	20.918	85.270	117.733
2	13:39:32.676	1:00.056	16.526	23.370	20.160	127.098	126.618
3	13:40:32.874	1:00.198	16.403	23.624	20.171	128.559	127.339
4	13:41:32.027	59.153	16.439	22.818	19.896	133.415	126.618
5	13:42:31.261	59.234	16.267	23.034	19.933	134.484	128.313
6	13:43:29.718	58.457	16.152	22.592	19.713	133.150	128.805
7	13:44:27.900	58.182	15.993	22.527	19.662	131.584	130.306
8	13:45:26.365	58.465	15.914	22.816	19.735	132.624	129.053
9	13:46:24.624	58.259	15.742	22.901	19.616	132.886	127.339
10	13:47:23.332	58.708	16.389	22.898	19.421	134.484	124.273

Lap	Time of Day	Lap Tm	S1	S2	S3	SFSpd	S1Spd
(79) Bruce BIRNIE							
1	13:38:31.120	1:02.079	17.929	23.837	20.313	89.596	121.352
2	13:39:30.080	58.960	16.196	23.096	19.668	132.624	126.618
3	13:40:29.697	59.617	16.079	23.627	19.911	136.954	126.380
4	13:41:28.723	59.026	16.062	23.037	19.927	135.298	122.683
5	13:42:27.746	59.023	16.009	22.951	20.063	136.675	122.683
6	13:43:26.807	59.061	15.987	22.768	20.306	134.484	123.815
7	13:44:25.806	58.999	16.191	22.933	19.875	134.215	124.968
8	13:45:25.889	1:00.083	16.201	23.763	20.119	137.516	122.908
9	13:46:24.520	58.631	15.914	22.883	19.834	135.298	122.683
10	13:47:23.337	58.817	16.403	22.667	19.747	136.954	125.905

Lap	Time of Day	Lap Tm	S1	S2	S3	SFSpd	S1Spd
(55) Donald MacFADYEN							
1	13:38:29.878	1:01.285	17.540	23.627	20.118	89.716	120.049
2	13:39:29.422	59.544	16.417	23.186	19.941	130.560	124.735
3	13:40:29.684	1:00.262	16.279	23.715	20.268	131.584	124.504
4	13:41:29.536	59.852	16.409	23.600	19.843	131.070	119.409
5	13:42:28.874	59.338	16.157	23.184	19.997	133.680	124.968
6	13:43:28.178	59.304	16.185	23.036	20.083	131.842	122.908
7	13:44:27.815	59.637	16.411	23.105	20.121	129.302	126.618
8	13:45:27.988	1:00.173	16.412	23.530	20.231	133.947	126.380
9	13:46:28.361	1:00.373	16.792	23.402	20.179	128.805	122.908
10	13:47:28.467	1:00.106	16.359	23.314	20.433	131.326	124.044

Lap	Time of Day	Lap Tm	S1	S2	S3	SFSpd	S1Spd
(68) Paul WISHART							
1	13:38:30.997	1:02.213	17.651	24.100	20.462	89.836	122.459
2	13:39:31.884	1:00.887	16.995	23.668	20.224	126.618	122.236
3	13:40:32.627	1:00.743	16.765	23.749	20.229	127.581	123.133
4	13:41:34.781	1:02.154	17.055	24.339	20.760	128.068	121.792
5	13:42:35.543	1:00.762	16.901	23.761	20.100	129.053	120.480
6	13:43:36.050	1:00.507	16.749	23.320	20.438	131.070	120.480
7	13:44:36.206	1:00.156	16.742	23.395	20.019	128.068	118.985
8	13:45:36.276	1:00.070	16.649	23.278	20.143	125.435	121.352
9	13:46:36.162	59.886	16.327	23.656	19.903	128.559	121.572
10	13:47:34.912	58.750	16.223	22.919	19.608	131.070	123.360

(84) Darren ROSS							
-------------------------	--	--	--	--	--	--	--

Lap	Time of Day	Lap Tm	S1	S2	S3	SFSpd	S1Spd
1	13:38:34.207	1:04.652	18.499	24.838	21.315	93.205	116.912
2	13:39:35.274	1:01.067	16.912	23.709	20.446	128.313	121.133
3	13:40:36.116	1:00.842	16.840	23.563	20.439	126.142	124.044
4	13:41:36.769	1:00.653	16.607	23.582	20.464	130.306	119.835
5	13:42:36.834	1:00.065	16.721	23.321	20.023	126.618	121.352
6	13:43:37.145	1:00.311	16.693	23.355	20.263	126.857	122.236
7	13:44:37.071	59.926	16.520	23.438	19.968	130.560	119.409
8	13:45:36.900	59.829	16.636	23.191	20.002	127.581	120.915
9	13:46:36.600	59.700	16.449	23.192	20.059	127.824	122.459
10	13:47:35.650	59.050	16.307	22.702	20.041	128.805	124.044

Lap	Time of Day	Lap Tm	S1	S2	S3	SFSpd	S1Spd
(33) Graeme BODEL							
1	13:38:34.590	1:05.186	18.869	24.928	21.389	87.952	115.703
2	13:39:37.281	1:02.691	17.185	24.449	21.057	113.166	122.236
3	13:40:38.625	1:01.344	17.228	23.601	20.515	116.912	124.504
4	13:41:39.770	1:01.145	17.047	23.782	20.316	121.352	121.792
5	13:42:40.455	1:00.685	16.940	23.337	20.408	118.985	122.683
6	13:43:41.229	1:00.774	16.914	23.313	20.547	120.265	124.504
7	13:44:41.803	1:00.574	17.211	23.034	20.329	117.116	123.133
8	13:45:42.158	1:00.355	17.031	23.212	20.112	119.196	123.360
9	13:46:42.601	1:00.443	17.032	23.145	20.266	120.480	122.014
10	13:47:42.678	1:00.077	16.719	23.284	20.074	121.133	124.044

Lap	Time of Day	Lap Tm	S1	S2	S3	SFSpd	S1Spd
(71) Gavin JONES							
1	13:38:34.079	1:04.985	18.746	24.547	21.692	97.682	121.352
2	13:39:37.019	1:02.940	17.341	24.486	21.113	131.070	122.683
3	13:40:38.353	1:01.334	16.886	23.719	20.729	132.102	123.587
4	13:41:39.565	1:01.212	16.990	23.588	20.634	131.842	122.236
5	13:42:40.226	1:00.661	16.736	23.235	20.690	133.150	122.683
6	13:43:41.047	1:00.821	16.545	23.357	20.919	132.886	124.273
7	13:44:41.542	1:00.495	16.547	23.303	20.645	132.886	120.049
8	13:45:41.870	1:00.328	16.606	23.143	20.579	132.362	124.273
9	13:46:42.397	1:00.527	16.492	23.505	20.530	131.842	122.236
10	13:47:42.699	1:00.302	16.234	23.556	20.512	132.102	122.908

Lap	Time of Day	Lap Tm	S1	S2	S3	SFSpd	S1Spd
(34) John DEAN							
1	13:38:35.224	1:06.109	19.410	25.314	21.385	91.677	107.030
2	13:39:37.959	1:02.735	17.758	24.008	20.969	118.147	121.792
3	13:40:40.161	1:02.202	17.692	23.667	20.843	118.147	121.572
4	13:41:41.834	1:01.					

KMSC National Motorcycle Racing AC

Scottish Championship Superbikes & Shirlaws KMSC Clubman

Knockhill 1.267 miles

Race 4 - 1st Race

06/06/2015 13:15

Race (10 Laps) started at 13:37:23

Lap	Time of Day	Lap Tm	S1	S2	S3	SFSpd	S1Spd
3	13:40:45.843	1:01.773	17.308	23.898	20.567	127.824	124.273
4	13:41:48.440	1:02.597	17.488	24.598	20.511	120.915	114.518
5	13:42:49.003	1:00.563	16.954	23.489	20.120	135.025	122.683
6	13:43:49.308	1:00.305	16.543	23.043	20.719	135.025	122.908
7	13:44:51.965	1:02.657	17.435	24.928	20.294	131.070	116.709
8	13:45:54.051	1:02.086	17.148	24.394	20.544	135.571	114.129
9	13:46:55.255	1:01.204	16.936	24.145	20.123	128.068	122.014
10	13:47:56.462	1:01.207	16.776	24.511	19.920	130.053	120.915

(63) Kenny PATERSON

1	13:38:36.444	1:05.808	19.142	25.365	21.301	96.281	108.764
2	13:39:40.023	1:03.579	17.365	24.816	21.398	123.587	120.265
3	13:40:42.360	1:02.337	17.294	24.177	20.866	124.968	122.683
4	13:41:44.751	1:02.391	17.262	24.068	21.061	127.098	119.409
5	13:42:46.588	1:01.837	17.013	23.949	20.875	127.824	121.572
6	13:43:49.250	1:02.662	17.093	24.231	21.338	127.098	121.792
7	13:44:51.987	1:02.737	17.458	24.420	20.859	125.905	118.356
8	13:45:53.960	1:01.973	16.962	24.271	20.740	126.142	121.352
9	13:46:55.101	1:01.141	16.837	23.956	20.348	131.842	122.683
10	13:47:56.493	1:01.392	16.741	24.375	20.276	128.805	122.014

(12) Neil BROWN

1	13:38:39.329	1:08.782	19.530	27.108	22.144	101.066	101.678
2	13:39:43.776	1:04.447	17.890	25.351	21.206	118.775	111.290
3	13:40:48.376	1:04.600	18.061	25.034	21.505	120.697	114.323
4	13:41:53.239	1:04.863	18.089	25.607	21.167	117.321	116.304
5	13:42:56.476	1:03.237	17.680	24.765	20.792	123.133	111.474
6	13:43:59.515	1:03.039	17.583	24.347	21.109	120.265	120.049
7	13:45:02.276	1:02.761	17.417	24.680	20.664	121.352	115.305
8	13:46:05.389	1:03.113	17.708	24.618	20.787	123.360	104.856
9	13:47:08.968	1:03.579	17.634	24.922	21.023	118.147	115.504

(67) Des BURNS

1	13:38:40.493	1:10.332	20.353	27.275	22.704	85.162	101.678
2	13:39:45.320	1:04.827	17.920	25.483	21.424	120.697	113.935
3	13:40:49.560	1:04.240	17.827	25.065	21.348	117.940	112.597
4	13:41:53.919	1:04.359	18.071	24.838	21.450	122.236	110.012
5	13:42:57.608	1:03.689	17.631	24.610	21.448	124.504	114.323
6	13:44:00.534	1:02.926	17.621	24.489	20.816	119.621	115.107
7	13:45:03.966	1:03.432	17.691	24.628	21.113	125.670	113.549
8	13:46:06.471	1:02.505	17.470	24.183	20.852	125.435	115.504
9	13:47:09.415	1:02.944	17.306	24.503	21.135	124.735	118.985

(5) Daniel MacLEAN

1	13:38:37.707	1:07.899	20.057	26.296	21.546	91.303	102.298
2	13:39:41.790	1:04.083	17.195	25.023	21.865	123.587	118.147
3	13:40:45.656	1:03.866	17.128	25.148	21.590	124.504	118.147
4	13:41:50.885	1:05.229	17.567	25.582	22.080	121.792	118.356
5	13:42:54.976	1:04.091	17.672	24.701	21.718	123.133	117.940
6	13:43:59.585	1:04.609	17.841	24.751	22.017	119.196	117.321
7	13:45:03.937	1:04.352	17.704	25.086	21.562	123.133	114.714
8	13:46:08.001	1:04.064	17.773	24.923	21.368	120.915	109.296
9	13:47:11.126	1:03.125	17.223	24.555	21.347	119.196	119.835

(73) Scott ROBERTSON

1	13:38:42.238	1:10.327	19.927	27.393	23.007	92.435	103.561
2	13:39:48.486	1:06.248	17.836	25.755	22.657	123.587	114.129
3	13:40:56.161	1:07.675	18.381	25.987	23.307	117.733	111.846
4	13:42:03.377	1:07.216	18.142	26.588	22.486	122.683	109.118
5	13:43:08.635	1:05.258	17.626	25.326	22.306	124.968	111.660
6	13:44:11.920	1:03.285	17.528	24.870	20.887	126.857	110.374
7	13:45:13.837	1:01.917	17.195	24.218	20.504	128.313	113.549
8	13:46:16.152	1:02.315	16.904	24.086	21.325	130.053	116.304
9	13:47:18.714	1:02.562	17.675	24.210	20.677	105.349	115.903

(37) Steven PATERSON

1	13:38:41.306	1:10.289	19.791	28.125	22.373	101.066	104.043
2	13:39:47.106	1:05.800	17.655	25.699	22.446	122.459	115.504
3	13:40:55.029	1:07.923	18.510	26.358	23.055	115.903	108.413
4	13:42:01.887	1:06.858	18.449	26.218	22.191	118.356	103.402
5	13:43:07.694	1:05.807	17.821	26.008	21.978	123.133	106.689
6	13:44:12.521	1:04.827	17.854	25.314	21.659	126.142	108.238
7	13:45:15.550	1:03.029	17.287	24.720	21.022	127.824	111.290
8	13:46:19.000	1:03.450	17.250	25.163	21.037	128.805	111.105

Lap	Time of Day	Lap Tm	S1	S2	S3	SFSpd	S1Spd
9	13:47:21.736	1:02.736	17.118	24.529	21.089	127.339	117.116

(119) Kristopher DUNCAN

1	13:38:41.311	1:11.272	20.601	27.853	22.818	85.925	104.204
2	13:39:47.982	1:06.671	18.211	25.861	22.599	122.459	114.518
3	13:40:55.596	1:07.614	17.967	26.305	23.342	123.587	114.323
4	13:42:03.209	1:07.613	18.289	26.798	22.526	120.480	107.201
5	13:43:09.266	1:06.057	18.149	25.661	22.247	126.857	112.976
6	13:44:14.856	1:05.590	17.937	25.745	21.908	124.504	109.296
7	13:45:18.994	1:04.138	17.210	24.796	22.132	129.302	116.709
8	13:46:23.292	1:04.298	17.619	25.096	21.583	128.313	115.107
9	13:47:28.613	1:05.321	17.808	25.407	22.106	128.559	109.832

(82) Geraint JONES

1	13:38:43.292	1:12.022	20.785	28.308	22.929	96.143	102.298
2	13:39:50.520	1:07.228	18.841	26.059	22.328	120.915	113.549
3	13:40:57.432	1:06.912	18.931	25.834	22.147	123.815	108.413
4	13:42:04.901	1:07.469	18.546	26.316	22.607	121.572	112.976
5	13:43:10.783	1:05.882	18.303	25.498	22.081	122.014	114.323
6	13:44:15.371	1:04.588	18.163	24.754	21.671	120.697	115.703
7	13:45:19.384	1:04.013	17.494	25.183	21.336	128.068	113.357
8	13:46:23.801	1:04.417	18.055	24.839	21.523	128.559	115.305
9	13:47:28.770	1:04.969	18.289	24.810	21.870	127.098	110.374

(42) Paul GEDDES

1	13:38:42.410	1:11.591	20.667	28.392	22.532	88.416	98.688
2	13:39:48.347	1:05.937	18.102	25.788	22.047	123.133	109.296
3	13:40:55.484	1:07.137	17.970	26.248	22.919	122.236	108.064
4	13:42:02.664	1:07.180	18.298	26.441	22.441	128.805	101.524
5	13:43:08.395	1:05.731	17.855	25.500	22.376	129.802	104.366
6	13:44:13.587	1:05.192	17.991	25.605	21.596	129.802	102.926

Clerk of the Course.

Orbits

Sig : Time :

Chief Timekeeper : Ian Sharp (SMART Timing)

Results available at www.smart-timing.co.uk and www.mylaps.com

www.mylaps.com

Licensed to: SMART Timing

KMSC National Motorcycle Racing AC

Lapchart


Scottish Championship Superbikes & Shirlaws KMSC Clubman

Knockhill 1.267 miles

Race 4 - 1st Race

06/06/2015 13:15

Race (10 Laps) started at 13:37:23



Competitors	Laps											
	0	1	2	3	4	5	6	7	8	9	10	
Alan BRYCE (47)	1	47	47	179	179	179	179	179	179	179	179	179
Donald MacFADYEN (55)	2	55	179	47	47	47	47	47	47	47	47	47
Andrew TASKER (179)	3	179	55	55	55	79	79	79	79	79	79	7
Paul WISHART (68)	4	68	68	79	79	55	55	55	55	7	7	79
Sean GILFILLAN (7)	5	7	79	68	68	7	7	7	7	55	55	55
Bruce BIRNIE (79)	6	79	7	7	7	68	68	68	68	68	68	68
Gavin JONES (71)	7	71	71	84	84	84	84	84	84	84	84	84
John DEAN (34)	8	34	84	71	71	71	71	71	71	71	71	33
Graeme BODEL (33)	9	33	33	33	33	33	33	33	33	33	33	71
Derek BUTCHER (66)	10	66	34	34	34	34	34	34	34	34	34	34
Darren ROSS (84)	11	84	111	66	111	66	66	111	66	66	66	111
Jimmy SHANKS (111)	12	111	66	111	66	111	111	66	111	111	111	66
Daniel MacLEAN (5)	13	5	63	63	63	63	63	63	69	63	63	69
Kristopher DUNCAN (119)	14	119	5	5	5	69	69	69	63	69	69	63
Des BURNS (67)	15	67	12	12	69	5	5	12	12	12	12	12
Neil BROWN (12)	16	12	69	69	12	12	12	5	5	67	67	67
Rodney SCOTT (69)	17	69	67	67	67	67	67	67	67	5	5	5
Kenny PATERSON (63)	18	63	37	37	37	37	37	73	73	73	73	73
Paul GEDDES (42)	19	42	119	119	42	42	42	37	37	37	37	37
Steven PATERSON (37)	20	37	73	42	119	119	73	42	119	119	119	119
Geraint JONES (82)	21	82	42	73	73	73	119	119	82	82	82	82
Scott ROBERTSON (73)	22	73	82	82	82	82	82	82				
-	23											
-	24											

Clerk of the Course.

Orbits

Sig : Time :

Chief Timekeeper : Ian Sharp (SMART Timing)

Results available at www.smart-timing.co.uk and www.mylaps.com

www.mylaps.com

Licensed to: SMART Timing

KMSC National Motorcycle Racing AC

KMSC Superbikes & Shirlaws KMSC Clubman

Knockhill 1.267 miles

Race 9 - 1st Race

07/06/2015 09:30

Race (10 Laps)

POLE POSITION

3 7 Sean GILFILLAN	2 47 Alan BRYCE	1 179 Andrew TASKER	1
6 68 Paul WISHART	5 55 Donald MacFADYEN	4 79 Bruce BIRNIE	2
9 71 Gavin JONES	8 33 Graeme BODEL	7 84 Darren ROSS	3
12 66 Derek BUTCHER	11 111 Jimmy SHANKS	10 34 John DEAN	4
15 12 Neil BROWN	14 63 Kenny PATERSON	13 69 Rodney SCOTT	5
18 73 Scott ROBERTSON	17 5 Daniel MacLEAN	16 67 Des BURNS	6
21 82 Geraint JONES	20 119 Kristopher DUNCAN	19 37 Steven PATERSON	7
24 54 Gordon DUNCAN	23 50 Tim HASTINGS	22 42 Paul GEDDES	8

Clerk of the Course.

Orbits

Sig : Time :

Chief Timekeeper : Ian Sharp (SMART Timing)

Results available at www.smart-timing.co.uk and www.mylaps.com

www.mylaps.com

Licensed to: SMART Timing

Printed: 06/06/2015 17:33:05

KMSC National Motorcycle Racing AC

Sorted on Laps

Scottish Championship Lightweights

Knockhill 1.267 miles

Race 3 - 1st Race

06/06/2015 13:00

Race (10 Laps) started at 13:17:15

Pos	No.	Name	Make/Model	CC	Class Code	Laps	Total Tm	Diff	Best Tm	In Lap	Best Speed
1	31	Torquil PATERSON	Kawasaki	ER6	SL	10	10:27.663		1:00.792	6	75.028
2	15	Keith DICKIE	Kawasaki	ER6	SL	10	10:34.060	6.397	1:01.785	6	73.822
3	5	Gillian McGAW	Kawasaki	400	SL	10	11:08.825	41.162	1:05.121	10	70.040
4	4	Alan GIBSON	Suzuki	SV650	SL	10	11:21.929	54.266	1:06.256	9	68.840
5	39	Stuart HAMILTON	Kawasaki	ZXR400	F4	9	10:27.719	1 Lap	1:08.085	7	66.991
6	51	Leon MURPHY	Kawasaki	ZXR400	SL	9	10:28.914	1 Lap	1:07.593	6	67.479
7	25	Jim PURVIS	Yamaha	FZR400	SL	9	10:34.529	1 Lap	1:08.506	7	66.579
8	79	Ashley ROBSON	Kawasaki	ZXR400	SL	9	10:47.218	1 Lap	1:07.524	8	67.548
9	10	Marc McEWAN	Suzuki	SV650	SL	9	10:49.266	1 Lap	1:08.471	8	66.613
10	44	Derek ADAMS	Weslake	900	CS	9	11:03.860	1 Lap	1:11.830	7	63.498
11	16	Gerry KEIRNAN	Suzuki	SV650	SL	9	11:36.500	1 Lap	1:13.599	9	61.972
12	56	Phil WALTERS	Suzuki	SV650	SL	9	11:45.051	1 Lap	1:14.927	3	60.874
13	112	Gordon MILLAR	Suzuki	SV650	SL	8	10:39.039	2 Laps	1:17.520	7	58.838
14	74	Christine WATSON	Honda	CBR400RR	SL	8	10:47.538	2 Laps	1:18.932	8	57.785

Not classified

DNF	21	Grant REID	Kawasaki	ER6	SL	3	3:14.265	DNF	1:01.535	3	74.122
DNF	12	Dan JAMES	Suzuki	SV650	SL	1	1:13.255	DNF	1:07.772	1	67.301
DNF	118	Rod WALKER	Kawasaki	ZXR400	SL		5.822	DNF		0	-
DNS	18	Vic ALLAN	Kawasaki	ER6	SL			DNS		0	-
DNS	13	Andrew BARTON	Suzuki	SV650	SL			DNS		0	-
DNS	54	Ryan GIBSON	Kawasaki	ZXR400	SL			DNS		0	-
DNS	37	Liam CAMPBELL	Honda	CBR400	SL			DNS		0	-
DNS	84	Lee NAYLOR	Suzuki	SV650	SL			DNS		0	-

Announcements

New Track Record (1:08.085) for KMSC Formula 400 by Stuart HAMILTON.

Margin of Victory	Avg. Speed	Best Lap Tm	Best Speed	Best Lap by
6.397	72.668	1:00.792	75.028	31 - Torquil PATERSON

Clerk of the Course.

Orbits

Sig : Time :

Chief Timekeeper : Ian Sharp (SMART Timing)

www.mylaps.com

Results available at www.smart-timing.co.uk and www.mylaps.com

Licensed to: SMART Timing

Printed: 08/06/2015 21:37:02

KMSC National Motorcycle Racing AC

Scottish Championship Lightweights

Knockhill 1.267 miles

Race 3 - 1st Race

06/06/2015 13:00

Race (10 Laps) started at 13:17:15

Lap	Time of Day	Lap Tm	S1	S2	S3	SFSpd	S1Spd
(31) Torquill PATERSON							
1	13:18:25.757	1:05.234	19.292	24.603	21.339	78.765	99.863
2	13:19:29.044	1:03.287	17.579	24.369	21.339	111.290	103.084
3	13:20:30.383	1:01.339	17.508	23.142	20.689	112.786	102.454
4	13:21:32.821	1:02.438	18.227	22.919	21.292	113.357	101.832
5	13:22:34.887	1:02.066	17.601	23.296	21.169	110.012	101.987
6	13:23:35.679	1:00.792	17.648	22.475	20.669	109.832	101.832
7	13:24:37.310	1:01.631	17.249	22.590	21.792	110.556	102.611
8	13:25:38.381	1:01.071	17.373	22.808	20.890	109.296	100.914
9	13:26:40.013	1:01.632	17.499	22.819	21.314	111.290	101.987
10	13:27:43.380	1:03.367	17.771	23.648	21.948	109.832	101.218

(15) Keith DICKIE							
1	13:18:25.299	1:04.840	19.427	24.226	21.187	80.755	101.987
2	13:19:27.554	1:02.255	17.648	23.464	21.143	113.357	106.183
3	13:20:29.736	1:02.182	17.594	23.543	21.045	112.597	106.520
4	13:21:33.283	1:03.547	19.059	23.555	20.933	112.408	105.184
5	13:22:35.246	1:01.963	17.530	23.643	20.790	113.742	106.689
6	13:23:37.031	1:01.785	17.630	23.223	20.932	113.166	105.515
7	13:24:39.354	1:02.323	17.592	23.222	21.509	111.105	105.349
8	13:25:44.584	1:05.230	17.976	25.398	21.856	110.556	103.561
9	13:26:46.636	1:02.052	17.599	23.358	21.095	111.846	105.020
10	13:27:49.777	1:03.141	17.691	24.179	21.271	110.374	105.349

(5) Gillian McGAW							
1	13:18:30.919	1:09.516	20.811	25.966	22.739	80.176	104.043
2	13:19:36.699	1:05.780	18.176	25.194	22.410	116.304	106.183
3	13:20:43.004	1:06.305	18.212	25.553	22.540	116.506	107.372
4	13:21:48.477	1:05.473	18.110	25.115	22.248	114.129	106.183
5	13:22:53.835	1:05.358	18.455	24.928	21.975	114.910	104.529
6	13:24:00.804	1:06.969	18.315	26.190	22.464	116.304	106.015
7	13:25:08.040	1:07.236	18.480	25.567	23.189	115.504	106.520
8	13:26:14.066	1:06.026	18.652	25.157	22.217	113.357	104.204
9	13:27:19.421	1:05.355	18.116	25.189	22.050	114.518	105.515
10	13:28:24.542	1:05.121	17.778	25.091	22.252	113.742	106.183

(4) Alan GIBSON							
1	13:18:29.103	1:07.941	19.847	25.521	22.573	80.272	99.272
2	13:19:36.175	1:07.072	18.727	25.286	23.059	109.474	102.454
3	13:20:43.047	1:06.872	18.325	25.529	23.018	110.012	102.142
4	13:21:51.378	1:08.331	19.189	26.089	23.053	110.012	101.832
5	13:22:59.157	1:07.779	19.022	25.864	22.893	107.030	102.611
6	13:24:06.572	1:07.415	18.785	25.946	22.684	109.653	101.987
7	13:25:16.464	1:09.892	19.335	27.539	23.018	109.653	100.611
8	13:26:23.513	1:07.049	18.343	25.767	22.939	110.739	96.836
9	13:27:29.769	1:06.256	17.909	25.359	22.988	111.290	103.561
10	13:28:37.646	1:07.877	18.545	26.178	23.154	107.717	101.678

(39) Stuart HAMILTON							
1	13:18:33.853	1:12.094	20.956	27.762	23.376	86.035	93.205
2	13:19:42.201	1:08.348	18.705	26.283	23.360	105.349	98.254
3	13:20:50.730	1:08.529	18.509	26.971	23.049	105.515	98.111
4	13:22:00.211	1:09.481	19.341	26.790	23.350	103.561	96.419
5	13:23:08.936	1:08.725	18.960	26.588	23.177	104.204	96.836
6	13:24:17.386	1:08.450	18.888	26.749	22.813	105.020	96.836
7	13:25:25.471	1:08.085	18.699	26.078	23.308	102.926	97.540
8	13:26:34.851	1:09.380	18.857	26.570	23.953	106.351	96.419
9	13:27:43.436	1:08.585	18.771	26.758	23.056	104.529	96.558

(51) Leon MURPHY							
1	13:18:33.420	1:11.586	20.527	27.338	23.721	82.039	93.988
2	13:19:43.872	1:10.452	19.742	27.106	23.604	107.030	100.762
3	13:20:53.120	1:09.248	19.181	26.665	23.402	107.544	100.460
4	13:22:02.661	1:09.541	19.914	26.441	23.186	105.184	100.011
5	13:23:10.951	1:08.290	19.280	26.005	23.005	107.372	101.524
6	13:24:18.544	1:07.593	18.851	25.984	22.758	107.372	102.454
7	13:25:26.459	1:07.915	19.010	26.158	22.747	106.015	101.678
8	13:26:35.702	1:09.243	18.854	26.534	23.855	107.717	99.714
9	13:27:44.631	1:08.929	19.133	26.314	23.482	108.413	100.310

(25) Jim PURVIS							
1	13:18:35.545	1:13.443	21.025	28.372	24.046	77.402	95.188
2	13:19:45.636	1:10.091	19.139	26.225	24.727	99.714	95.323

Lap	Time of Day	Lap Tm	S1	S2	S3	SFSpd	S1Spd
3	13:20:55.554	1:09.918	19.234	26.508	24.176	100.011	91.802
4	13:22:05.355	1:09.801	19.730	25.862	24.209	98.543	93.988
5	13:23:14.252	1:08.897	19.225	25.639	24.033	97.682	94.785
6	13:24:23.380	1:09.128	19.277	25.886	23.965	98.111	95.188
7	13:25:31.886	1:08.506	19.197	25.634	23.675	97.682	93.595
8	13:26:40.409	1:08.523	18.869	26.194	23.460	100.310	95.053
9	13:27:50.246	1:09.837	19.017	26.793	24.027	100.310	94.651

(79) Ashley ROBSON							
1	13:18:43.170	1:19.358	22.113	31.107	26.138	74.981	93.465
2	13:19:54.753	1:11.583	20.267	26.522	24.794	96.976	96.697
3	13:21:03.875	1:09.122	19.722	25.914	23.486	96.697	96.558
4	13:22:16.870	1:12.995	21.174	27.401	24.420	103.084	96.836
5	13:23:28.222	1:11.352	19.601	27.729	24.022	102.454	96.976
6	13:24:37.947	1:09.725	19.419	26.721	23.585	100.161	98.254
7	13:25:46.080	1:08.133	19.145	25.562	23.426	100.762	99.419
8	13:26:53.604	1:07.524	19.138	25.547	22.839	100.762	97.117
9	13:28:02.935	1:09.331	18.934	25.661	24.736	98.979	97.824

(10) Marc McEWAN							
1	13:18:39.049	1:16.633	22.487	29.914	24.232	77.941	77.135
2	13:19:50.440	1:11.391	19.347	28.033	24.011	108.764	90.320
3	13:21:02.781	1:12.341	19.835	28.262	24.244	110.193	88.649
4	13:22:16.190	1:13.409	21.062	28.106	24.241	109.832	93.335
5	13:23:27.515	1:11.325	20.089	27.319	23.917	109.832	101.678
6	13:24:38.382	1:10.867	19.039	27.548	24.280	109.474	102.142
7	13:25:47.675	1:09.293	19.013	26.913	23.367	102.926	93.335
8	13:26:56.146	1:08.471	18.614	26.776	23.081	111.660	100.161
9	13:28:04.983	1:08.837	18.629	26.553	23.655	111.290	97.540

(44) Derek ADAMS							
1	13:18:36.629	1:14.132	21.403	28.413	24.316	89.358	90.077
2	13:19:50.033	1:13.404	20.497	28.189	24.718	111.660	87.380
3	13:21:01.933	1:11.900	20.138	27.718	24.044	112.408	93.076
4	13:22:15.934	1:14.001	21.285	28.251	24.465	107.890	90.320
5	13:23:29.275	1:13.341	20.557	28.393	24.391	111.846	88.649
6	13:24:41.182	1:11.907	20.345	27.821	23.741	110.922	93.076
7	13:25:53.012	1:11.830	20.339	27.541	23.950	113.742	91.179
8	13:27:06.331	1:13.319	20.013	28.829	24.477	110.739	
9	13:28:19.577	1:13.246	20.977	28.224	24.045	102.454	89.358

(16) Gerry KEIRNAN							
1	13:18:43.099	1:20.942	22.600	31.887	26.455	84.412	76.000
2	13:20:01.229	1:18.130	20.764	30.018	27.348	101.678	83.675
3	13:21:19.107	1:17.878	21.159	30.742	25.977	100.011	81.839
4	13:22:35.760	1:16.653	20.602	30.222	25.829	104.204	

KMSC National Motorcycle Racing AC

Scottish Championship Lightweights

Knockhill 1.267 miles

Race 3 - 1st Race

06/06/2015 13:00

Race (10 Laps) started at 13:17:15

Lap	Time of Day	Lap Tm	S1	S2	S3	SFSpd	S1Spd	Lap	Time of Day	Lap Tm	S1	S2	S3	SFSpd	S1Spd
1	13:18:44.322	1:21.092	23.483	31.378	26.231	75.914	83.260								
2	13:20:04.230	1:19.908	20.819	30.993	28.096	100.310	85.706								
3	13:21:24.946	1:20.716	22.147	31.699	26.870	98.688	77.761								
4	13:22:45.780	1:20.834	23.500	31.054	26.280	89.716	86.146								
5	13:24:05.291	1:19.511	22.052	31.098	26.361	93.335	84.625								
6	13:25:25.239	1:19.948	22.366	31.385	26.197	91.552	83.989								
7	13:26:44.323	1:19.084	21.729	31.328	26.027	95.595	80.658								
8	13:28:03.255	1:16.932	21.913	30.691	26.328	95.595	85.815								

(21) Grant REID

1	13:18:25.930	1:04.928	19.004	24.689	21.235	80.176	100.611
2	13:19:28.447	1:02.517	17.503	24.050	20.964	117.940	109.474
3	13:20:29.982	1:01.535	17.187	23.310	21.038	119.409	110.739

(12) Dan JAMES

1	13:18:28.972	1:07.772	20.662	25.092	22.018	78.672	101.371
---	--------------	-----------------	--------	--------	---------------	--------	---------

Clerk of the Course.

Orbits

Sig : Time :
Chief Timekeeper : Ian Sharp (SMART Timing)

Results available at www.smart-timing.co.uk and www.mylaps.com

www.mylaps.com

Licensed to: SMART Timing

Printed: 06/06/2015 17:28:43

Page 2/2


Scottish Championship Lightweights

Knockhill 1.267 miles

Race 3 - 1st Race

06/06/2015 13:00

Race (10 Laps) started at 13:17:15



Competitors	Laps										
	0	1	2	3	4	5	6	7	8	9	10
Keith DICKIE (15)	1	15	15	15	15	31	31	31	31	31	31
Torquil PATERSON (31)	2	31	31	21	21	15	15	15	15	15	15
Grant REID (21)	3	21	21	31	31	5	5	5	5	5	5
Alan GIBSON (4)	4	4	12	4	5	4	4	4	4	4	4
Dan JAMES (12)	5	12	4	5	4	39	39	39	39	39	39
Gillian McGAW (5)	6	5	5	39	39	51	51	51	51	51	51
Rod WALKER (118)	7	118	51	51	51	25	25	25	25	25	25
Stuart HAMILTON (39)	8	39	39	25	25	44	10	79	79	79	79
Leon MURPHY (51)	9	51	25	44	44	10	79	10	10	10	10
Jim PURVIS (25)	10	25	44	10	10	79	44	44	44	44	44
Gerry KEIRNAN (16)	11	16	10	79	79	56	56	56	56	16	16
Marc McEWAN (10)	12	10	16	16	56	16	16	16	16	56	56
Derek ADAMS (44)	13	44	79	56	16	112	112	112	112	112	112
Phil WALTERS (56)	14	56	74	112	112	74	74	74	74	74	74
Christine WATSON (74)	15	74	56	74	74						
Gordon MILLAR (112)	16	112	112								
Ashley ROBSON (79)	17	79									
-	18										
-	19										
-	20										
-	21										
-	22										

KMSC National Motorcycle Racing AC

KMSC Lightweights

Knockhill 1.267 miles

Race 8 - 1st Race

07/06/2015 09:05

Race (10 Laps)

POLE POSITION

3 5 Gillian McGAW	2 15 Keith DICKIE	1 31 Torquil PATERSON	1
6 51 Leon MURPHY	5 39 Stuart HAMILTON	4 4 Alan GIBSON	2
9 10 Marc McEWAN	8 79 Ashley ROBSON	7 25 Jim PURVIS	3
12 56 Phil WALTERS	11 16 Gerry KEIRNAN	10 44 Derek ADAMS	4
15 21 Grant REID	14 74 Christine WATSON	13 112 Gordon MILLAR	5
18 18 Vic ALLAN	17 118 Rod WALKER	16 12 Dan JAMES	6
21 37 Liam CAMPBELL	20 54 Ryan GIBSON	19 13 Andrew BARTON	7
		22 84 Lee NAYLOR	8

Clerk of the Course.

Orbits

Sig : Time :

Chief Timekeeper : Ian Sharp (SMART Timing)

Results available at www.smart-timing.co.uk and www.mylaps.com

www.mylaps.com

Licensed to: SMART Timing

Printed: 06/06/2015 17:29:24

KMSC National Motorcycle Racing AC

Sorted on Laps

KMSC 125's

Knockhill 1.267 miles

Race 10 - 1st Race

07/06/2015 09:45

Race (10 Laps) started at 9:50:16

Pos	No.	Name	Make/Model	CC	Class Code	Laps	Total Tm	Diff	Best Tm	In Lap	Best Speed
1	11	Lewis PATERSON	Aprilia	RS125	F125	10	11:37.863		1:08.136	4	66.941
2	37	Liam CAMPBELL	Honda	CBR400	SL	10	12:01.774	23.911	1:08.996	4	66.107
3	9	Rishon HICKEY	Aprilia	125	F125	10	12:48.743	1:10.880	1:14.187	10	61.481
4	47	Joel BAVIDGE	Aprilia	RS125	F125	9	12:03.042	1 Lap	1:16.698	9	59.468
5	21	Marc GIBSON	Aprilia	RS125	F125	9	12:16.072	1 Lap	1:15.801	6	60.172
6	15	Finlay MILNE	Aprilia	125	F125	9	12:27.342	1 Lap	1:19.578	5	57.316
Not classified											
DNF	27	James McLAREN	Aprilia	RS125	F125	4	4:52.395	DNF	1:10.322	4	64.860
DNF	88	Lewis NICOL	Aprilia	RS125	F125	4	4:52.647	DNF	1:10.213	4	64.961

Margin of Victory	Avg. Speed	Best Lap Tm	Best Speed	Best Lap by
23.911	65.358	1:08.136	66.941	11 - Lewis PATERSON

Clerk of the Course.

Orbits

Sig : Time :

Chief Timekeeper : Ian Sharp (SMART Timing)

www.mylaps.com

Results available at www.smart-timing.co.uk and www.mylaps.com

Licensed to: SMART Timing

Printed: 08/06/2015 21:09:36

KMSC National Motorcycle Racing AC

KMSC 125's

Knockhill 1.267 miles

Race 10 - 1st Race

07/06/2015 09:45

Race (10 Laps) started at 9:50:16

Lap	Time of Day	Lap Tm	S1	S2	S3	SFSpd	S1Spd	Lap	Time of Day	Lap Tm	S1	S2	S3	SFSpd	S1Spd
(11) Lewis PATERSON								(88) Lewis NICOL							
1	9:51:34.504	1:11.050	20.977	25.451	24.622	63.249	84.839	4	9:55:09.149	1:10.322	20.306	25.630	24.386	88.416	85.054
2	9:52:43.783	1:09.279	19.341	25.654	24.284	89.358	88.884	1	9:51:38.678	1:13.793	21.856	27.069	24.868	62.310	84.200
3	9:53:52.245	1:08.462	19.385	24.956	24.121	89.120	88.884	2	9:52:48.972	1:10.294	20.782	25.251	24.261	82.951	80.950
4	9:55:00.381	1:08.136	19.272	24.961	23.903	90.564	87.722	3	9:53:59.188	1:10.216	20.361	25.327	24.528	84.518	83.780
5	9:56:08.647	1:08.266	19.211	25.138	23.917	91.802	88.649	4	9:55:09.401	1:10.213	20.271	25.578	24.364	87.266	82.951
6	9:57:16.917	1:08.270	19.188	24.954	24.128	91.928	87.837								
7	9:58:25.976	1:09.059	19.129	25.716	24.214	92.818	88.299								
8	9:59:34.745	1:08.769	19.277	24.951	24.541	90.320	88.532								
9	10:00:43.691	1:08.946	19.374	25.357	24.215	88.532	87.494								
10	10:01:54.617	1:10.926	19.674	26.024	25.228	89.716	86.702								
(37) Liam CAMPBELL															
1	9:51:37.971	1:13.704	21.726	27.453	24.525	71.089	93.465								
2	9:52:47.410	1:09.439	19.820	26.312	23.307	104.043	96.558								
3	9:53:57.067	1:09.657	19.782	26.661	23.214	102.926	91.802								
4	9:55:06.063	1:08.996	19.635	26.401	22.960	106.689	95.188								
5	9:56:17.109	1:11.046	20.316	27.007	23.723	107.030	90.809								
6	9:57:28.485	1:11.376	20.633	27.055	23.688	104.856	92.818								
7	9:58:41.795	1:13.310	21.598	27.687	24.025	95.323	90.809								
8	9:59:55.749	1:13.954	21.217	27.228	25.509	93.335	93.335								
9	10:01:06.805	1:11.056	20.502	26.976	23.578	103.242	91.055								
10	10:02:18.528	1:11.723	20.123	27.243	24.357	104.204	91.427								
(9) Rishon HICKEY															
1	9:51:46.864	1:19.548	23.560	29.068	26.920	51.661	81.343								
2	9:53:03.709	1:16.845	21.762			80.368	78.950								
3	9:54:19.712	1:16.003	21.761	27.832	26.410	80.081	78.857								
4	9:55:35.127	1:15.415	21.464	27.431	26.520	81.146									
5	9:56:50.811	1:15.684	21.854	27.827	26.003	80.853	79.890								
6	9:58:05.388	1:14.577	20.978	27.175	26.424	83.157									
7	9:59:20.908	1:15.520	21.220	27.992	26.308	82.543									
8	10:00:36.587	1:15.679	21.650	27.300	26.729	78.488	78.950								
9	10:01:51.310	1:14.723	21.522	27.173	26.028	79.700									
10	10:03:05.497	1:14.187	21.353	27.134	25.700	83.260									
(47) Joel BAVIDGE															
1	9:51:50.004	1:22.645	24.808	29.919	27.918	61.398	79.890								
2	9:53:10.254	1:20.250	23.231	29.449	27.570	80.853	81.244								
3	9:54:31.093	1:20.839	23.175	29.369	28.295	80.081	79.890								
4	9:55:52.160	1:21.067	23.368	29.572	28.127	80.272	79.323								
5	9:57:11.615	1:19.455	23.135	28.483	27.837	81.540	79.230								
6	9:58:28.772	1:17.157	22.458	28.433	26.266	82.139	78.765								
7	9:59:45.855	1:17.083	22.247	28.260	26.576	83.157	80.368								
8	10:01:03.098	1:17.243	21.977	28.397	26.869	82.139	79.606								
9	10:02:19.796	1:16.698	21.738	28.520	26.440	81.343	80.950								
(21) Marc GIBSON															
1	9:52:14.745	1:49.545	23.132	58.049	28.364	62.252	83.467								
2	9:53:33.571	1:18.826	22.313	29.604	26.909	83.260	80.853								
3	9:54:50.424	1:16.853	21.664	28.710	26.479	85.706	81.244								
4	9:56:08.855	1:18.431	22.904	29.183	26.344	84.625	81.441								
5	9:57:25.173	1:16.318	22.053	27.461	26.804	83.989	81.839								
6	9:58:40.974	1:15.801	21.470	28.459	25.872	86.035	80.465								
7	9:59:57.566	1:16.592	22.758	27.795	26.039	85.162	84.518								
8	10:01:17.018	1:19.452	23.437	28.745	27.270	87.608	74.647								
9	10:02:32.826	1:15.808	21.891	27.506	26.411	84.839									
(15) Finlay MILNE															
1	9:51:51.797	1:25.355	23.821	33.500	28.034	54.206	78.214								
2	9:53:12.760	1:20.963	22.835	30.110	28.018	80.368	78.032								
3	9:54:34.045	1:21.285	22.535	29.479	29.271	77.402	76.694								
4	9:55:53.908	1:19.863	22.776	29.723	27.364	76.870	74.316								
5	9:57:13.486	1:19.578	22.497	29.800	27.281	79.136	75.402								
6	9:58:34.657	1:21.171	22.541	30.015	28.615	79.700	76.782								
7	9:59:58.056	1:23.399	23.912	30.777	28.710	76.694	73.664								
8	10:01:21.942	1:23.886	25.150	30.252	28.484	76.345	71.089								
9	10:02:44.096	1:22.154	23.043	30.830	28.281	77.402	72.864								
(27) James McLAREN															
1	9:51:35.483	1:12.022	21.349	25.858	24.815	65.663	85.596								
2	9:52:47.238	1:11.755	20.143	26.963	24.649	86.257	85.054								
3	9:53:58.827	1:11.589	21.083	25.876	24.630	84.839	85.054								

Clerk of the Course.

Orbits

Sig : Time :

Chief Timekeeper : Ian Sharp (SMART Timing)

www.mylaps.com

Results available at www.smart-timing.co.uk and www.mylaps.com

Licensed to: SMART Timing

Printed: 08/06/2015 21:09:59


KMSC 125's

Knockhill 1.267 miles

Race 10 - 1st Race

07/06/2015 09:45

Race (10 Laps) started at 9:50:16



Competitors	Laps											
	0	1	2	3	4	5	6	7	8	9	10	
Lewis PATERSON (11)	1	11	11	11	11	11	11	11	11	11	11	11
James McLAREN (27)	2	27	27	27	37	37	37	37	37	37	37	37
Liam CAMPBELL (37)	3	37	37	37	27	27	9	9	9	9	9	9
Lewis NICOL (88)	4	88	88	88	88	47	47	47	47	47	47	47
Marc GIBSON (21)	5	21	9	9	9	9	15	15	21	21	21	21
Finlay MILNE (15)	6	15	47	47	47	47	21	21	15	15	15	15
Rishon HICKEY (9)	7	9	15	15	15	15						
Joel BAVIDGE (47)	8	47	21	21	21	21						

KMSC National Motorcycle Racing AC

KMSC 125's

Knockhill 1.267 miles

Race 15 - 2nd Race

07/06/2015 11:00

Race (10 Laps) started at 11:15:56

POLE POSITION

3
9 Rishon HICKEY

2
37 Liam CAMPBELL

1
11 Lewis PATERSON

6
15 Finlay MILNE

5
21 Marc GIBSON

4
47 Joel BAVIDGE

8
88 Lewis NICOL

7
27 James McLAREN

1

2

3

Clerk of the Course.

Orbits

Sig : Time :

Chief Timekeeper : Ian Sharp (SMART Timing)

Results available at www.smart-timing.co.uk and www.mylaps.com

www.mylaps.com

Licensed to: SMART Timing

Printed: 08/06/2015 21:10:43

KMSC National Motorcycle Racing AC**Sorted on best lap time**

KMSC 125's

Knockhill 1.267 miles

Warm Up

07/06/2015 08:30

Practice (10:00 Time) started at 8:27:46

Pos	No.	Name	Make/Model	CC	Class Code	Laps	Best Tm	Diff	Best Speed	2nd Best
1	70	John ANDRUCCI	Suzuki	GSXR1100	PCS	7	1:03.234		72.130	1:03.585
2	84	Lee NAYLOR	Suzuki	SV650	SL	7	1:03.491	0.257	71.838	1:03.765
3	11	Lewis PATERSON	Aprilia	RS125	F125	5	1:09.789	6.555	65.355	1:09.980
4	37	Liam CAMPBELL	Honda	CBR400	SL	6	1:12.244	9.010	63.135	1:13.458
5	27	James McLAREN	Aprilia	RS125	F125	6	1:14.203	10.969	61.468	1:14.945
6	88	Lewis NICOL	Aprilia	RS125	F125	1	1:18.398	15.164	58.179	
7	9	Rishon HICKEY	Aprilia	125	F125	5	1:18.975	15.741	57.754	1:19.111
8	34	Charles MORRISON	Kawasaki	ZXR400	SL	4	1:20.905	17.671	56.376	1:21.540
9	21	Marc GIBSON	Aprilia	RS125	F125	3	1:22.350	19.116	55.387	1:24.114
10	15	Finlay MILNE	Aprilia	125	F125	4	1:22.507	19.273	55.281	1:24.576

Announcements

Bike No.48 - Racetime includes 10 second time penalty - Wrong place on grid.

Clerk of the Course.

Orbits

Sig : Time :

Chief Timekeeper : Ian Sharp (SMART Timing)

Results available at www.smart-timing.co.uk and www.mylaps.comwww.mylaps.com

Licensed to: SMART Timing

Printed: 08/06/2015 21:09:02

KMSC National Motorcycle Racing AC

KMSC 125's

Knockhill 1.267 miles

Warm Up

07/06/2015 08:30

Practice (10:00 Time) started at 8:27:46

Lap	Time of Day	Lap Tm	S1	S2	S3	SFSpd	S1Spd	Lap	Time of Day	Lap Tm	S1	S2	S3	SFSpd	S1Spd
(70) John ANDRUCCI															
1	8:29:07.731	1:15.178	25.136	27.385	22.657	35.135	86.479								
2	8:30:14.868	1:07.137	18.568	25.985	22.584	113.357	100.460								
3	8:31:20.127	1:05.259	18.658	24.694	21.907	112.408	104.692								
4	8:32:24.804	1:04.677	18.199	25.017	21.461	118.356	104.692								
5	8:33:35.390	1:10.586	18.595	28.220	23.771	121.133	91.179								
6	8:34:38.975	1:03.585	18.014	24.623	20.948	111.846	105.848								
7	8:35:42.209	1:03.234	17.785	24.156	21.293	117.116	107.030								
(84) Lee NAYLOR															
1	8:29:06.942	1:16.618	24.802	27.731	24.085	35.601	93.726								
2	8:30:14.948	1:08.006	18.900	25.967	23.139	115.504	106.520								
3	8:31:21.212	1:06.264	19.136	25.186	21.942	115.903	94.785								
4	8:32:25.652	1:04.440	17.653	24.903	21.884	119.621	101.832								
5	8:33:35.069	1:09.417	17.943	27.531	23.943	117.526	87.153								
6	8:34:38.834	1:03.765	17.577	24.826	21.362	110.556	110.739								
7	8:35:42.325	1:03.491	17.111	24.567	21.813	120.049	111.290								
(11) Lewis PATERSON															
1	8:30:45.587	1:18.834	24.120	27.589	27.125	41.656	86.035								
2	8:31:57.065	1:11.478	20.112	25.929	25.437	89.836	87.952								
3	8:33:07.045	1:09.980	19.719	25.635	24.626	90.077	86.590								
4	8:34:18.169	1:11.124	19.648	25.458	26.018	89.239	87.153								
5	8:35:27.958	1:09.789	19.587	25.401	24.801	90.077	86.368								
(37) Liam CAMPBELL															
1	8:29:36.457	1:31.893	28.910	34.348	28.635	33.672	78.305								
2	8:30:59.973	1:23.516	24.612	32.459	26.445	84.732	86.814								
3	8:32:18.652	1:18.679	22.276	30.870	25.533	99.419	81.739								
4	8:33:35.721	1:17.069	22.060	29.980	25.029	100.914	89.002								
5	8:34:49.179	1:13.458	21.021	28.191	24.246	94.785	92.435								
6	8:36:01.423	1:12.244	21.065	27.595	23.584	99.714	91.802								
(27) James McLAREN															
1	8:29:33.963	1:27.140	28.669	29.907	28.564	28.581	81.048								
2	8:30:52.274	1:18.311	22.843	28.515	26.953	84.625	83.157								
3	8:32:09.784	1:17.510	22.484	28.344	26.682	86.927	83.467								
4	8:33:25.206	1:15.422	22.091	27.375	25.956	87.266	83.467								
5	8:34:40.151	1:14.945	21.906	27.177	25.862	87.494	84.732								
6	8:35:54.354	1:14.203	21.502	26.905	25.796	88.068	83.571								
(88) Lewis NICOL															
1	8:35:04.479	1:18.398	24.851	28.092	25.455	41.095	81.343								
(9) Rishon HICKEY															
1	8:29:39.305	1:31.843	27.603	33.012	31.228	31.476	78.672								
2	8:31:02.299	1:22.994	23.271	31.437	28.286	83.054									
3	8:32:21.274	1:18.975	22.911	29.020	27.044	80.368	78.488								
4	8:33:40.385	1:19.111	22.483	29.642	26.986	83.054	77.402								
5	8:35:00.847	1:20.462	22.681	29.787	27.994	83.363	77.761								
(34) Charles MORRISON															
1	8:30:48.693	1:34.962	30.381	34.104	30.477	26.041	67.445								
2	8:32:14.016	1:25.323	24.676	32.855	27.792	87.266	69.183								
3	8:33:34.921	1:20.905	23.445	30.828	26.632	92.181	79.043								
4	8:34:56.461	1:21.540	23.495	30.989	27.056	96.143	77.135								
(21) Marc GIBSON															
1	8:29:38.779	1:28.742	28.732	31.140	28.870	30.755	78.950								
2	8:31:02.893	1:24.114	24.265	31.847	28.002	84.412	77.761								
3	8:32:25.243	1:22.350	23.720	30.840	27.790	85.162	78.305								
(15) Finlay MILNE															
1	8:31:59.659	1:32.787	30.101	33.991	28.695	27.257	69.977								
2	8:33:24.235	1:24.576	23.590	32.240	28.746	81.938	76.086								
3	8:34:49.116	1:24.881	23.869	32.312	28.700	78.397	75.064								
4	8:36:11.623	1:22.507	23.723	30.763	28.021	79.606	75.742								

Clerk of the Course.

Orbits

Sig : Time :
Chief Timekeeper : Ian Sharp (SMART Timing)

Results available at www.smart-timing.co.uk and www.mylaps.com

www.mylaps.com
Licensed to: SMART Timing

Printed: 08/06/2015 21:09:16

KMSC National Motorcycle Racing AC

Sorted on Laps

KMSC Superstock 600

Knockhill 1.267 miles

Race 6 - 1st Race

07/06/2015 08:45

Race (10 Laps) started at 8:43:25

Pos	No.	Name	Make/Model	CC	Class Code	Laps	Total Tm	Diff	Best Tm	In Lap	Best Speed
1	8	Lewis ROLLO	Kawasaki	XR	S6	10	8:59.022		52.849	7	86.304
2	49	Paul McCLUNG	Yamaha	R6 600	S6	10	8:59.523	0.501	52.588	7	86.733
3	30	Liam SHELLCOCK	Triumph	675R	S6	10	9:06.746	7.724	53.145	6	85.824
4	99	Callum GRIGOR	Kawasaki	ZX6R 600	S6	10	9:13.871	14.849	53.792	7	84.791
5	7	Jodie CHALK	Triumph	675	S6	10	9:21.136	22.114	54.894	9	83.089
6	21	Sean COOPER	Triumph	675R	S6	10	9:21.587	22.565	54.665	9	83.437
7	19	Kristopher DUNCAN	Kawasaki	ZX6R	S6	10	9:21.702	22.680	54.135	9	84.254
8	51	Mark IRONSIDE	Kawasaki	XR600	S6	10	9:26.772	27.750	55.196	8	82.634
9	97	Sammi TASKER	Suzuki	GSXR600	S6	10	9:30.600	31.578	55.847	3	81.671
10	28	Paul BOWERBANK	Kawasaki	ZX6R 600	S6	10	9:31.685	32.663	55.455	9	82.249
11	93	Kyle DUNCAN	Kawasaki	ZX6R 600	S6	9	9:06.946	1 Lap	58.611	9	77.820
12	63	Chris EASTWOOD	Suzuki	GSXR600	S6	9	9:07.224	1 Lap	58.467	8	78.011
13	27	Andrew DONALD	Yamaha	R6 600	S6	9	9:10.586	1 Lap	59.305	8	76.909
14	41	Lukasz PIEC	Yamaha	R6 600	S6	9	9:18.390	1 Lap	59.513	9	76.640

Not classified

DNF	2	Angus MEARNES	Yamaha	R6 600	S6	8	7:40.567	DNF	56.076	3	81.338
DNF	151	Leon MURPHY	Suzuki	GSXR 600	S6	5	5:10.122	DNF	1:00.114	3	75.874
DNF	72	Peter DUNCAN	Triumph	675R	S6	3	3:05.622	DNF	58.645	2	77.775

Margin of Victory	Avg. Speed	Best Lap Tm	Best Speed	Best Lap by
0.501	84.618	52.588	86.733	49 - Paul McCLUNG

Clerk of the Course.

Orbits

Sig : Time :

Chief Timekeeper : Ian Sharp (SMART Timing)

www.mylaps.com

Results available at www.smart-timing.co.uk and www.mylaps.com

Licensed to: SMART Timing

Printed: 08/06/2015 21:32:57

KMSC National Motorcycle Racing AC

KMSC Superstock 600

Knockhill 1.267 miles

Race 6 - 1st Race

07/06/2015 08:45

Race (10 Laps) started at 8:43:25

Lap	Time of Day	Lap Tm	S1	S2	S3	SFSpd	S1Spd
(8) Lewis ROLLO							
1	8:44:25.514	55.408	16.288	20.631	18.489	89.358	124.273
2	8:45:18.841	53.327	15.042	20.185	18.100	137.516	126.142
3	8:46:12.127	53.286	14.945	20.241	18.100	138.366	126.380
4	8:47:05.661	53.534	15.145	20.172	18.217	138.652	126.142
5	8:47:59.187	53.526	15.068	20.283	18.175	137.516	125.905
6	8:48:52.086	52.899	14.947	20.034	17.918	138.081	125.670
7	8:49:44.935	52.849	14.786	20.067	17.996	138.939	126.142
8	8:50:37.785	52.850	14.923	20.049	17.878	137.798	126.380
9	8:51:31.208	53.423	14.934	20.534	17.955	138.652	126.142
10	8:52:24.345	53.137	14.936	20.257	17.944	138.081	126.380

Lap	Time of Day	Lap Tm	S1	S2	S3	SFSpd	S1Spd
(49) Paul McCLUNG							
1	8:44:27.722	56.631	16.427	21.192	19.012	98.254	125.435
2	8:45:20.821	53.099	15.080	19.920	18.099	138.366	126.142
3	8:46:14.362	53.541	15.031	20.243	18.267	137.516	126.618
4	8:47:07.342	52.980	14.968	19.871	18.141	137.798	124.044
5	8:48:00.553	53.211	15.155	19.926	18.130	136.675	124.504
6	8:48:53.450	52.897	15.206	19.623	18.068	137.516	125.435
7	8:49:46.038	52.538	14.887	19.823	17.878	138.081	125.201
8	8:50:38.906	52.868	14.965	19.892	18.011	138.081	126.857
9	8:51:32.019	53.113	14.835	20.152	18.126	138.366	126.380
10	8:52:24.846	52.827	14.956	19.695	18.176	138.366	126.380

Lap	Time of Day	Lap Tm	S1	S2	S3	SFSpd	S1Spd
(30) Liam SHELLCOCK							
1	8:44:26.393	55.558	16.229	20.920	18.409	93.595	123.133
2	8:45:20.413	54.020	15.296	20.393	18.331	134.484	124.504
3	8:46:14.504	54.091	15.149	20.442	18.500	133.947	124.044
4	8:47:08.072	53.568	15.187	20.184	18.197	137.234	125.905
5	8:48:01.423	53.351	15.127	20.120	18.104	133.150	126.142
6	8:48:54.568	53.145	15.038	20.007	18.100	135.845	125.670
7	8:49:48.142	53.574	14.991	20.327	18.256	136.121	124.968
8	8:50:41.980	53.838	15.093	20.438	18.307	134.215	124.504
9	8:51:36.105	54.125	15.117	20.323	18.685	130.306	124.968
10	8:52:32.069	55.964	15.100	21.751	19.113	133.415	124.735

Lap	Time of Day	Lap Tm	S1	S2	S3	SFSpd	S1Spd
(99) Callum GRIGOR							
1	8:44:29.520	57.961	17.415	21.963	18.583	94.651	112.033
2	8:45:24.193	54.673	15.287	20.686	18.700	136.954	124.273
3	8:46:19.003	54.810	15.553	20.753	18.504	136.954	123.587
4	8:47:12.944	53.941	15.235	20.523	18.183	134.484	121.352
5	8:48:06.982	54.038	15.175	20.655	18.208	134.484	123.815
6	8:49:01.180	54.198	15.511	20.460	18.227	133.947	123.587
7	8:49:54.972	53.792	15.161	20.430	18.201	134.484	123.133
8	8:50:49.370	54.398	15.392	20.430	18.576	133.680	124.735
9	8:51:44.289	54.919	15.453	20.680	18.786	131.070	123.360
10	8:52:39.194	54.905	15.631	20.782	18.492	132.624	123.815

Lap	Time of Day	Lap Tm	S1	S2	S3	SFSpd	S1Spd
(7) Jodie CHALK							
1	8:44:27.669	57.369	16.532	21.868	18.969	91.427	122.014
2	8:45:23.825	56.156	15.737	21.754	18.665	134.215	124.735
3	8:46:19.539	55.714	15.637	21.612	18.465	134.215	125.201
4	8:47:15.117	55.578	15.419	21.663	18.496	132.102	123.360
5	8:48:10.570	55.453	15.271	21.588	18.594	132.624	121.792
6	8:49:06.169	55.599	15.676	21.476	18.447	131.842	122.459
7	8:50:01.251	55.082	15.304	21.275	18.503	133.680	123.815
8	8:50:56.374	55.123	15.231	21.443	18.449	136.675	124.968
9	8:51:51.268	54.894	15.207	21.209	18.478	133.415	125.905
10	8:52:46.459	55.191	15.258	21.557	18.376	133.150	125.670

Lap	Time of Day	Lap Tm	S1	S2	S3	SFSpd	S1Spd
(21) Sean COOPER							
1	8:44:28.778	58.255	17.240	21.906	19.109	91.055	122.908
2	8:45:24.598	55.820	15.856	21.054	18.910	132.362	122.683
3	8:46:20.187	55.589	15.649	21.301	18.639	136.954	121.352
4	8:47:15.751	55.564	15.767	21.081	18.716	137.234	122.014
5	8:48:11.614	55.863	15.771	21.321	18.771	135.845	121.792
6	8:49:06.865	55.251	15.962	20.690	18.599	131.326	122.236
7	8:50:01.961	55.096	15.825	20.784	18.487	135.298	118.356
8	8:50:56.905	54.944	15.587	20.833	18.524	133.415	121.792
9	8:51:51.570	54.665	15.422	20.690	18.553	134.754	122.683
10	8:52:46.910	55.340	15.303	21.331	18.706	136.675	123.360

(19) Kristopher DUNCAN							
-------------------------------	--	--	--	--	--	--	--

Lap	Time of Day	Lap Tm	S1	S2	S3	SFSpd	S1Spd
(51) Mark IRONSIDE							
1	8:44:30.570	59.558	17.611	22.590	19.357	95.053	120.049
2	8:45:25.841	55.271	15.433	21.338	18.500	136.675	126.142
3	8:46:21.472	55.631	15.535	21.417	18.679	140.392	126.618
4	8:47:16.868	55.396	15.337	21.484	18.575	136.675	123.587
5	8:48:12.678	55.810	15.344	21.589	18.877	138.939	127.098
6	8:49:09.127	56.449	16.239	21.508	18.702	136.398	125.435
7	8:50:03.527	54.400	15.351	20.651	18.398	138.652	125.435
8	8:50:58.044	54.517	15.316	20.702	18.499	138.939	126.857
9	8:51:52.179	54.135	15.151	20.690	18.294	139.227	128.805
10	8:52:47.025	54.846	15.151	21.248	18.447	138.081	127.339

Lap	Time of Day	Lap Tm	S1	S2	S3	SFSpd	S1Spd
(97) Sammi TASKER							
1	8:44:29.326	58.844	17.810	21.909	19.125	87.952	116.506
2	8:45:25.418	56.092	16.073	21.167	18.852	133.150	118.356
3	8:46:21.183	55.765	15.601	21.450	18.714	133.415	121.133
4	8:47:16.584	55.401	15.488	21.316	18.597	134.754	121.133
5	8:48:13.004	56.420	15.502	21.914	19.004	134.754	121.792
6	8:49:09.502	56.498	15.948	21.711	18.839	133.150	120.480
7	8:50:05.558	56.056	15.800	21.458	18.798	133.680	121.572
8	8:51:00.754	55.196	15.493	21.197	18.506	135.025	121.572
9	8:51:56.326	55.572	15.546	21.226	18.800	130.814	119.409
10	8:52:52.095	55.769	15.934	21.201	18.634	131.326	119.621

Lap	Time of Day	Lap Tm	S1	S2	S3	SFSpd	S1Spd
(28) Paul BOWERBANK							
1	8:44:27.849	57.461	16.612	21.972	18.877	90.198	124.044
2	8:45:23.892	56.043	15.711	21.752	18.580	134.754	125.670
3	8:46:19.739	55.847	15.763	21.652	18.432	136.398	124.273
4	8:47:15.626	55.887	15.521	21.591	18.775	136.954	124.735
5	8:48:12.552	56.926	15.818	22.068	19.040	135.845	122.683
6	8:49:09.128	56.576	15.961	21.683	18.932	134.215	122.459
7	8:50:05.375	56.247	15.799	21.647	18.801	135.025	122.014
8	8:51:02.098	56.723	15.799	21.913	19.011	134.754	122.908
9	8:51:59.277	57.179	16.008	22.121	19.050	135.298	120.049
10	8:52:55.923	56.646	15.773	21.991	18.882	133.680	121.352

Lap	Time of Day	Lap Tm	S1	S2	S3	SFSpd	S1Spd
(93) Kyle DUNCAN							
1	8:44:34.823	1:02.816	18.606	23.873	20.337	97.682	113.549
2	8:45:35.090	1:00.267	17.088	23.269	19.910	132.102	111.290
3	8:46:34.067	58.977	16.445	22.650	19.882	130.814	113.357
4	8:47:34.304	1:00.237	16.533	22.863	20.841	129.551	114.910
5	8:48:34.160	59.856	16.902	22.912	20.042	127.09	

KMSC National Motorcycle Racing AC

KMSC Superstock 600

Knockhill 1.267 miles

Race 6 - 1st Race

07/06/2015 08:45

Race (10 Laps) started at 8:43:25

Lap	Time of Day	Lap Tm	S1	S2	S3	SFSpd	S1Spd	Lap	Time of Day	Lap Tm	S1	S2	S3	SFSpd	S1Spd
5	8:48:36.224	1:00.286	17.003	23.379	19.904	121.572	114.323								
6	8:49:37.153	1:00.929	17.093	23.283	20.553	124.504	116.912								
7	8:50:36.918	59.765	17.138	22.870	19.757	127.339	116.103								
8	8:51:36.223	59.305	16.775	22.689	19.841	124.504	115.703								
9	8:52:35.909	59.686	16.674	22.837	20.175	124.044	120.049								

(41) Lukasz PIEC

1	8:44:37.682	1:05.213	19.070	25.213	20.930	93.595	104.692
2	8:45:39.341	1:01.659	17.597	23.639	20.423	129.053	111.474
3	8:46:40.526	1:01.185	17.002	23.294	20.889	131.326	112.220
4	8:47:42.824	1:02.298	18.019	23.937	20.342	131.326	102.298
5	8:48:44.415	1:01.591	17.616	23.759	20.216	129.053	111.660
6	8:49:44.883	1:00.468	17.361	23.190	19.917	123.587	110.739
7	8:50:44.519	59.636	16.945	22.748	19.943	127.824	117.116
8	8:51:44.200	59.681	16.831	22.934	19.916	129.802	112.976
9	8:52:43.713	59.513	17.224	22.285	20.004	127.339	116.304

(2) Angus MEARNS

1	8:44:30.619	59.743	17.579	22.355	19.809	86.368	117.940
2	8:45:27.140	56.521	15.891	21.468	19.162	131.584	125.435
3	8:46:23.216	56.076	15.752	21.236	19.088	132.624	124.504
4	8:47:19.747	56.531	15.811	21.358	19.362	132.886	122.683
5	8:48:16.084	56.337	15.521	21.596	19.220	133.680	120.915
6	8:49:12.681	56.597	15.849	21.675	19.073	133.150	121.133
7	8:50:09.199	56.518	15.760	21.575	19.183	133.947	122.236
8	8:51:05.890	56.691	15.860	21.783	19.048	131.326	121.792

(151) Leon MURPHY

1	8:44:33.599	1:01.782	18.118	23.469	20.195	93.726	111.105
2	8:45:34.446	1:00.847	17.145	23.775	19.927	123.815	114.714
3	8:46:34.560	1:00.114	16.614	22.917	20.583	128.313	114.129
4	8:47:35.167	1:00.607	16.705	23.360	20.542	125.905	117.733
5	8:48:35.445	1:00.278	16.947	23.361	19.970	123.815	115.107

(72) Peter DUNCAN

1	8:44:31.965	1:00.560	18.034	22.811	19.715	88.884	111.290
2	8:45:30.610	58.645	16.219	22.412	20.014	131.584	119.196
3	8:46:30.945	1:00.335	16.200	23.879	20.256	129.802	110.374

Clerk of the Course.

Orbits

Sig : Time :
Chief Timekeeper : Ian Sharp (SMART Timing)

Results available at www.smart-timing.co.uk and www.mylaps.com

www.mylaps.com

Licensed to: SMART Timing


KMSC Superstock 600

Knockhill 1.267 miles

Race 6 - 1st Race

07/06/2015 08:45

Race (10 Laps) started at 8:43:25



Competitors	Laps										
	0	1	2	3	4	5	6	7	8	9	10
Lewis ROLLO (8)	1	8	8	8	8	8	8	8	8	8	8
Jodie CHALK (7)	2	7	30	30	49	49	49	49	49	49	49
Sammi TASKER (97)	3	97	7	49	30	30	30	30	30	30	30
Mark IRONSIDE (51)	4	51	49	7	99	99	99	99	99	99	99
Sean COOPER (21)	5	21	97	97	7	7	7	7	7	7	7
Liam SHELLCOCK (30)	6	30	21	99	97	97	21	21	21	21	21
Angus MEARNIS (2)	7	2	51	21	21	21	97	19	19	19	19
Kristopher DUNCAN (19)	8	19	99	51	51	51	19	97	97	51	51
Paul McCLUNG (49)	9	49	19	19	19	19	51	51	51	97	97
Andrew DONALD (27)	10	27	2	2	2	2	2	2	2	28	28
Peter DUNCAN (72)	11	72	28	28	28	28	28	28	2	93	
Callum GRIGOR (99)	12	99	72	72	72	93	93	93	63	63	63
Paul BOWERBANK (28)	13	28	151	151	93	151	151	63	93	93	27
Leon MURPHY (151)	14	151	27	27	151	63	63	27	27	27	41
Kyle DUNCAN (93)	15	93	93	93	27	27	27	41	41	41	
Chris EASTWOOD (63)	16	63	63	63	63	41	41				
Lukasz PIEC (41)	17	41	41	41	41						

KMSC National Motorcycle Racing AC

KMSC Superstock 600

Knockhill 1.267 miles

Race 11 - 2nd Race

07/06/2015 10:00

Race (10 Laps) started at 10:09:28

POLE POSITION

3 30 Liam SHELLCOCK	2 49 Paul McCLUNG	1 8 Lewis ROLLO	1
6 21 Sean COOPER	5 7 Jodie CHALK	4 99 Callum GRIGOR	2
9 97 Sammi TASKER	8 51 Mark IRONSIDE	7 19 Kristopher DUNCAN	3
12 63 Chris EASTWOOD	11 93 Kyle DUNCAN	10 28 Paul BOWERBANK	4
15 2 Angus MEARNS	14 41 Lukasz PIEC	13 27 Andrew DONALD	5
	17 72 Peter DUNCAN	16 151 Leon MURPHY	6

Clerk of the Course.

Orbits

Sig : Time :

Chief Timekeeper : Ian Sharp (SMART Timing)

Results available at www.smart-timing.co.uk and www.mylaps.com

www.mylaps.com

Licensed to: SMART Timing

Printed: 08/06/2015 21:33:52

KMSC National Motorcycle Racing AC

Sorted on Laps

KMSC Cupar Motorcycles Pre-Injection 600

Knockhill 1.267 miles

Race 7 - 2nd Race - AMENDED RESULT

07/06/2015 09:00

Race (10 Laps) started at 8:59:19

Pos	No.	Name	Make/Model	CC	Class Code	Laps	Total Tm	Diff	Best Tm	In Lap	Best Speed
1	11	Patrick FORMAN	Yamaha	R6 600	PI6	10	9:25.410		55.305	5	82.472
2	84	Kyle HARPER	Yamaha	R6 600	PI6	10	9:31.174	5.764	56.006	8	81.439
3	21	Michael BURKE	Yamaha	R6 600	PI6	10	9:31.733	6.323	55.690	8	81.901
4	86	Russell WILL	Yamaha	R6 600	PI6	10	9:33.643	8.233	55.934	10	81.544
5	48	David McCAFFERTY	Yamaha	R6 600	PI6	10	9:47.132	21.722	55.850	4	81.667
6	119	Allan HARROW	Yamaha	R6 600	PI6	10	9:50.013	24.603	57.003	4	80.015
7	89	Alex BASS	Yamaha	R6 600	PI6	10	9:50.923	25.513	57.575	3	79.220
8	92	Andrew CRAIGMILE	Yamaha	YZF R6	PI6	10	10:00.934	35.524	58.626	9	77.800
9	16	Michael CLARK	Honda	CBR600	PI6	10	10:21.369	55.959	1:00.040	9	75.968
10	6	James WILKEN	Yamaha	R6 600	PI6	10	10:22.012	56.602	1:00.758	2	75.070
11	87	Chris CHERRY	Honda	CBR600	PI6	9	9:40.382	1 Lap	1:02.647	7	72.806
12	58	Barry STEWART	Yamaha	R6 600	PI6	9	9:57.456	1 Lap	1:03.275	8	72.084
13	10	Stuart DEANS	Kawasaki	ZX6 600	PI6	9	9:59.110	1 Lap	1:04.605	9	70.600
14	65	Sam KENNEDY	Yamaha	R6 600	PI6	9	10:02.255	1 Lap	1:04.637	9	70.565
15	17	Ellie ANDERSON	Yamaha	R6 600	PI6	9	10:04.727	1 Lap	1:04.934	7	70.242
16	73	Fraser CAMERON	Yamaha	R6 600	PI6	9	10:05.281	1 Lap	1:04.633	8	70.569
17	54	Cameron ROBB	Yamaha	R6 600	PI6	9	10:05.461	1 Lap	1:03.971	8	71.299
18	81	Stewart MARR	Yamaha	R6 600	PI6	9	10:20.313	1 Lap	1:06.098	6	69.005

Not classified

DNF	9	Warren ROBINSON	Kawasaki	ZX6R	PI6	7	8:28.068	DNF	1:07.383	7	67.689
DNF	47	Steven HADDOW	Yamaha	R6 600	PI6	4	3:55.896	DNF	56.668	2	80.488
DNF	60	Douglas BROWN	Yamaha	R6 600	PI6	1	1:10.319	DNF	1:02.800	1	72.629
DNF	91	Lewis SHAND	Yamaha	R6 600	PI6		6.781	DNF		0	-
DNS	76	Steven BEATTIE	Yamaha	R6 600	PI6			DNS		0	-

Announcements

Bike No.48 - Racetime includes 10 second time penalty - Wrong place on grid
 AMENDED RESULT - Bike No's 6 & 16 - Re-classified

Margin of Victory	Avg. Speed	Best Lap Tm	Best Speed	Best Lap by
5.764	80.669	55.305	82.472	11 - Patrick FORMAN

Clerk of the Course.

Orbits

Sig : Time :

Chief Timekeeper : Ian Sharp (SMART Timing)

www.mylaps.com

Results available at www.smart-timing.co.uk and www.mylaps.com

Licensed to: SMART Timing

Printed: 08/06/2015 21:20:26

KMSC National Motorcycle Racing AC

KMSC Cupar Motorcycles Pre-Injection 600

Knockhill 1.267 miles

Race 7 - 2nd Race - AMENDED RESULT

07/06/2015 09:00

Race (10 Laps) started at 8:59:19

Lap	Time of Day	Lap Tm	S1	S2	S3	SFSpd	S1Spd
(11) Patrick FORMAN							
1	9:00:21.700	57.081	16.866	21.207	19.008	86.035	117.321
2	9:01:17.349	55.649	15.629	20.932	19.088	127.824	117.321
3	9:02:13.048	55.699	15.803	21.089	18.807	127.098	117.321
4	9:03:08.816	55.768	15.740	21.111	18.917	128.805	118.775
5	9:04:04.121	55.305	16.011	20.740	18.554	128.805	117.116
6	9:05:01.192	57.071	15.496	21.630	19.945	131.070	118.565
7	9:05:57.395	56.203	15.852	21.395	18.956	128.805	118.356
8	9:06:53.010	55.615	15.763	20.997	18.855	124.504	119.196
9	9:07:48.586	55.576	15.531	21.207	18.838	128.068	119.409
10	9:08:44.771	56.185	15.915	21.360	18.910	128.068	116.912

Lap	Time of Day	Lap Tm	S1	S2	S3	SFSpd	S1Spd
(84) Kyle HARPER							
1	9:00:22.896	58.334	17.147	21.775	19.412	88.068	121.133
2	9:01:19.333	56.437	15.986	21.363	19.088	129.332	119.196
3	9:02:15.856	56.523	16.179	21.401	18.943	127.309	118.565
4	9:03:12.072	56.216	15.774	21.300	19.142	128.805	119.621
5	9:04:08.393	56.321	15.899	21.490	18.932	125.905	119.409
6	9:05:05.255	56.862	15.696	21.854	19.312	129.053	119.409
7	9:06:01.985	56.730	16.124	21.582	19.024	128.313	118.775
8	9:06:57.991	56.006	15.797	21.251	18.958	127.339	120.265
9	9:07:54.001	56.010	15.506	21.402	19.102	127.098	119.409
10	9:08:50.535	56.534	15.812	21.592	19.130	125.670	118.985

Lap	Time of Day	Lap Tm	S1	S2	S3	SFSpd	S1Spd
(21) Michael BURKE							
1	9:00:24.208	59.516	17.658	22.010	19.848	89.716	116.506
2	9:01:20.726	56.518	16.048	21.255	19.215	127.339	116.506
3	9:02:17.066	56.340	15.942	21.326	19.072	128.805	118.147
4	9:03:13.398	56.332	15.751	21.288	19.293	130.053	117.321
5	9:04:09.663	56.265	15.724	21.247	19.294	127.339	119.196
6	9:05:06.405	56.742	15.593	21.328	19.821	128.559	117.526
7	9:06:03.395	56.990	15.926	21.612	19.452	116.912	114.129
8	9:06:59.085	55.690	15.626	21.042	19.022	126.618	112.408
9	9:07:54.972	55.887	15.715	20.907	19.265	124.504	114.129
10	9:08:51.094	56.122	15.806	21.181	19.135	127.581	118.356

Lap	Time of Day	Lap Tm	S1	S2	S3	SFSpd	S1Spd
(86) Russell WILL							
1	9:00:24.220	59.227	18.118	21.988	19.121	86.927	119.409
2	9:01:20.990	56.770	16.137	21.779	18.854	132.362	116.506
3	9:02:17.509	56.519	16.069	21.666	18.784	130.560	119.835
4	9:03:13.718	56.209	15.878	21.425	18.906	134.215	120.049
5	9:04:09.874	56.156	16.038	21.372	18.746	133.680	120.265
6	9:05:07.161	57.287	16.024	21.374	19.889	134.484	120.915
7	9:06:04.791	57.630	15.788	22.495	19.347	131.326	121.133
8	9:07:01.126	56.335	16.204	21.135	18.996	130.814	121.133
9	9:07:57.070	55.944	15.949	21.099	18.896	132.886	120.265
10	9:08:53.004	55.934	15.607	21.232	19.095	130.814	119.835

Lap	Time of Day	Lap Tm	S1	S2	S3	SFSpd	S1Spd
(48) David McCafferty							
1	9:00:23.453	58.104	16.731	21.905	19.468	94.919	120.049
2	9:01:19.843	56.390	15.638	21.572	19.180	130.560	120.265
3	9:02:16.698	56.855	15.872	21.692	19.291	130.560	117.733
4	9:03:12.548	55.850	15.533	21.274	19.043	131.326	119.835
5	9:04:09.269	56.721	15.781	21.628	19.312	132.102	117.940
6	9:05:06.736	57.467	15.514	22.155	19.798	131.842	119.409
7	9:06:05.032	58.296	15.453	23.131	19.712	131.326	112.786
8	9:07:02.228	57.196	16.336	21.511	19.349	127.581	118.147
9	9:07:58.613	56.385	15.548	21.359	19.478	129.551	119.835
10	9:08:56.493	57.880	15.612	22.515	19.753	127.098	115.703

Lap	Time of Day	Lap Tm	S1	S2	S3	SFSpd	S1Spd
(119) Allan HARROW							
1	9:00:25.688	1:00.398	18.062	22.636	19.700	87.266	116.506
2	9:01:23.227	57.539	16.136	21.668	19.735	128.068	116.506
3	9:02:20.329	57.102	16.047	21.538	19.517	125.201	114.714
4	9:03:17.332	57.003	16.118	21.439	19.446	127.098	116.709
5	9:04:15.720	58.388	16.601	22.004	19.783	120.915	114.714
6	9:05:14.711	58.991	16.992	22.398	19.601	124.504	111.660
7	9:06:13.274	58.563	16.322	22.182	20.059	125.905	114.323
8	9:07:12.328	59.054	16.144	22.741	20.169	122.683	114.910
9	9:08:12.190	59.862	16.572	23.262	20.028	126.380	114.910
10	9:09:09.374	57.184	16.221	21.439	19.524	120.697	116.912

(89) Alex BASS							
-----------------------	--	--	--	--	--	--	--

Lap	Time of Day	Lap Tm	S1	S2	S3	SFSpd	S1Spd
1	9:00:26.653	1:01.709	18.643	23.160	19.906	94.120	110.556
2	9:01:24.920	58.267	16.152	22.521	19.594	135.025	118.356
3	9:02:22.495	57.575	16.048	22.037	19.490	132.624	120.265
4	9:03:20.116	57.621	16.158	22.002	19.461	133.680	119.409
5	9:04:18.214	58.098	16.353	22.085	19.660	134.484	120.049
6	9:05:16.633	58.419	16.413	22.439	19.567	132.102	118.356
7	9:06:15.075	58.442	16.472	22.386	19.584	132.624	120.697
8	9:07:13.551	58.476	16.254	22.797	19.425	133.150	122.908
9	9:08:12.406	58.855	16.185	22.730	19.940	133.947	119.409
10	9:09:10.284	57.878	16.184	22.153	19.541	132.362	115.107

Lap	Time of Day	Lap Tm	S1	S2	S3	SFSpd	S1Spd
(92) Andrew CRAIGMILE							
1	9:00:27.139	1:01.532	18.396	22.901	20.235	85.487	111.105
2	9:01:26.424	59.285	16.682	22.646	19.957	129.053	110.739
3	9:02:25.098	58.674	16.531	22.233	19.910	127.339	112.786
4	9:03:24.354	59.256	16.431	22.640	20.185	127.098	110.374
5	9:04:23.386	59.032	16.392	22.301	20.339	127.824	111.846
6	9:05:22.574	59.188	16.419	22.932	19.837	127.339	110.374
7	9:06:21.566	58.992	16.555	22.398	20.039	127.098	108.064
8	9:07:20.481	58.915	16.498	22.419	19.998	127.339	114.714
9	9:08:19.107	58.626	16.422	22.267	19.937	128.313	114.910
10	9:09:20.295	1:01.188	17.452	23.581	20.155	127.339	110.193

Lap	Time of Day	Lap Tm	S1	S2	S3	SFSpd	S1Spd
(16) Michael CLARK							
1	9:00:32.587	1:06.645	19.762	25.500	21.383	88.884	96.143
2	9:01:33.582	1:00.995	17.037	23.672	20.286	125.905	107.890
3	9:02:34.646	1:01.064	17.435	23.520	20.109	124.735	106.351
4	9:03:36.008	1:01.362	17.253	23.413	20.696	125.435	106.351
5	9:04:37.181	1:01.173	17.730	23.427	20.016	116.912	103.721
6	9:05:38.465	1:01.284	17.688	23.226	20.370	120.915	108.064
7	9:06:39.856	1:01.391	17.574	23.398	20.419	119.409	108.064
8	9:07:40.690	1:00.834	17.358	23.337	20.139	118.356	108.941
9	9:08:40.730	1:00.040	16.867	23.237	19.936	121.352	106.689

Lap	Time of Day	Lap Tm	S1	S2	S3	SFSpd	S1Spd
(6) James WILKEN							
1	9:00:30.564	1:04.839	19.708	24.588	20.543	83.054	109.474
2	9:01:31.322	1:00.758	16.985	23.434	20.339	124.968	116.506
3	9:02:32.731	1:01.409	17.355	23.651	20.403	117.526	102.298
4	9:03:35.231	1:02.500	18.027	23.801	20.672	115.504	113.166
5	9:04:36.558	1:01.327	17.394	23.384	20.549	118.356	114.910
6	9:05:37.920	1:01.362	17.451	23.407	20.504		

KMSC National Motorcycle Racing AC

KMSC Cupar Motorcycles Pre-Injection 600

Knockhill 1.267 miles

Race 7 - 2nd Race - AMENDED RESULT

07/06/2015 09:00

Race (10 Laps) started at 8:59:19

Lap	Time of Day	Lap Tm	S1	S2	S3	SFSpd	S1Spd	Lap	Time of Day	Lap Tm	S1	S2	S3	SFSpd	S1Spd
7	9:07:08.575	1:04.863	18.387	24.723	21.753	119.621	109.832	(60) Douglas BROWN							
8	9:08:13.866	1:05.291	18.662	24.740	21.889	117.116	107.890	1	9:00:29.680	1:02.800	18.711	23.540	20.549	95.868	108.588
9	9:09:18.471	1:04.605	17.906	24.612	22.087	120.697	111.105								

(65) Sam KENNEDY

1	9:00:36.330	1:09.817	20.086	26.760	22.971	87.837	107.372
2	9:01:43.924	1:07.594	19.631	25.948	22.015	107.717	106.183
3	9:02:49.560	1:05.636	18.496	25.307	21.833	118.356	104.204
4	9:03:55.547	1:05.987	18.997	25.218	21.772	111.105	107.201
5	9:05:01.851	1:06.304	19.629	24.881	21.794	113.935	107.717
6	9:06:06.888	1:05.037	19.146	24.141	21.750	112.408	107.717
7	9:07:12.064	1:05.176	18.687	24.578	21.911	116.912	112.220
8	9:08:16.979	1:04.915	18.953	24.393	21.569	117.733	105.349
9	9:09:21.616	1:04.637	18.553	24.275	21.809	112.033	111.660

(17) Ellie ANDERSON

1	9:00:37.264	1:09.974	20.125	26.967	22.882	82.747	106.015
2	9:01:44.733	1:07.469	18.130	26.349	22.990	124.735	107.201
3	9:02:51.185	1:06.452	17.608	26.398	22.446	127.581	109.653
4	9:03:57.523	1:06.338	17.975	26.110	22.253	126.618	108.941
5	9:05:03.688	1:06.165	17.810	25.624	22.731	125.905	105.349
6	9:06:08.722	1:05.034	17.551	25.341	22.142	126.857	107.201
7	9:07:13.656	1:04.934	17.483	25.285	22.166	125.201	112.220
8	9:08:18.996	1:05.340	17.296	25.518	22.526	127.098	110.922
9	9:09:24.088	1:05.092	18.031	24.668	22.393	124.044	114.323

(73) Fraser CAMERON

1	9:00:37.756	1:09.815	20.281	27.382	22.152	85.054	93.465
2	9:01:45.330	1:07.574	19.064	25.802	22.708	116.304	99.714
3	9:02:51.965	1:06.635	18.496	25.977	22.162	111.846	103.402
4	9:03:57.117	1:05.152	18.152	25.523	21.477	109.832	104.043
5	9:05:03.136	1:06.019	18.548	25.430	22.041	118.147	103.882
6	9:06:09.090	1:05.954	18.524	25.327	22.103	110.739	101.371
7	9:07:13.863	1:04.773	18.085	24.800	21.888	114.910	106.015
8	9:08:18.496	1:04.633	18.029	24.760	21.844	117.321	107.030
9	9:09:24.642	1:06.146	18.517	25.240	22.389	120.049	106.859

(54) Cameron ROBB

1	9:00:37.698	1:10.873	21.224	27.139	22.510	84.200	97.117
2	9:01:46.019	1:08.321	19.062	26.324	22.935	120.480	106.351
3	9:02:54.765	1:08.746	20.029	26.210	22.507	120.049	96.281
4	9:04:01.106	1:06.341	18.845	25.449	22.047	120.049	107.544
5	9:05:07.206	1:06.100	18.576	25.624	21.900	118.775	106.351
6	9:06:11.700	1:04.494	17.767	24.800	21.927	121.572	110.193
7	9:07:16.243	1:04.543	17.456	24.776	22.311	123.133	107.201
8	9:08:20.214	1:03.971	18.308	24.368	21.295	117.116	108.588
9	9:09:24.822	1:04.608	17.770	24.546	22.292	120.480	109.474

(81) Stewart MARR

1	9:00:41.919	1:14.799	22.611	28.659	23.529	79.606	92.435
2	9:01:49.226	1:07.307	18.887	25.719	22.701	108.764	99.125
3	9:02:56.081	1:06.855	18.852	25.608	22.395	110.374	97.540
4	9:04:02.664	1:06.583	18.561	25.568	22.454	113.742	96.005
5	9:05:09.384	1:06.720	18.691	25.393	22.636	112.597	98.543
6	9:06:15.482	1:06.098	18.416	25.220	22.462	112.786	97.399
7	9:07:22.928	1:07.446	19.030	25.337	23.079	108.764	94.919
8	9:08:31.407	1:08.479	19.119	26.209	23.151	109.118	93.857
9	9:09:39.674	1:08.267	19.191	25.840	23.236	106.015	101.066

(9) Warren ROBINSON

1	9:00:41.975	1:13.727	21.140	28.573	24.014	81.540	95.595
2	9:01:52.772	1:10.797	19.445	27.119	24.233	109.118	93.076
3	9:03:06.165	1:13.393	20.570	28.210	24.613	108.064	92.562
4	9:04:19.690	1:13.525	20.523	27.665	25.337	103.402	89.239
5	9:05:29.285	1:09.595	19.028	27.270	23.297	106.015	100.762
6	9:06:40.046	1:10.761	19.188	27.250	24.323	114.714	95.731
7	9:07:47.429	1:07.383	19.587	25.605	22.191	105.848	95.323

(47) Steven HADDOW

1	9:00:25.119	59.260	17.783	22.117	19.360	87.608	118.985
2	9:01:21.787	56.668	15.784	21.634	19.250	131.584	118.565
3	9:02:18.497	56.710	15.758	21.770	19.182	131.326	118.565
4	9:03:15.257	56.760	15.795	21.594	19.371	130.814	118.565

Clerk of the Course.

Orbits

Sig : Time :
 Chief Timekeeper : Ian Sharp (SMART Timing)
 Results available at www.smart-timing.co.uk and www.mylaps.com

www.mylaps.com
 Licensed to: SMART Timing


KMSC Cupar Motorcycles Pre-Injection 600

Knockhill 1.267 miles

Race 7 - 2nd Race - AMENDED RESULT

07/06/2015 09:00

Race (10 Laps) started at 8:59:19



Competitors	Laps										
	0	1	2	3	4	5	6	7	8	9	10
Kyle HARPER (84)	1	84	11	11	11	11	11	11	11	11	11
Patrick FORMAN (11)	2	11	84	84	84	84	84	84	84	84	84
Michael BURKE (21)	3	21	48	48	48	48	21	21	21	21	21
Alex BASS (89)	4	89	21	21	21	21	48	86	86	86	86
Russell WILL (86)	5	86	86	86	86	86	86	48	48	48	48
Allan HARROW (119)	6	119	47	47	47	47	119	119	119	119	119
David McCAFFERTY (48)	7	48	119	119	119	119	89	89	89	89	89
Andrew CRAIGMILE (92)	8	92	89	89	89	89	92	92	92	92	92
James WILKEN (6)	9	6	92	92	92	92	6	6	6	6	16
Steven HADDOW (47)	10	47	60	6	6	6	16	16	16	16	6
Michael CLARK (16)	11	16	6	16	16	16	87	87	87	87	87
Lewis SHAND (91)	12	91	16	87	87	87	10	10	10	58	58
Stuart DEANS (10)	13	10	87	10	10	10	58	58	58	10	10
Barry STEWART (58)	14	58	10	65	65	65	65	65	65	65	65
Sam KENNEDY (65)	15	65	65	17	17	58	73	17	17	73	17
Chris CHERRY (87)	16	87	17	58	58	73	17	73	73	17	73
Cameron ROBB (54)	17	54	58	73	73	17	54	54	54	54	54
Douglas BROWN (60)	18	60	54	54	54	54	81	81	81	81	81
Stewart MARR (81)	19	81	73	81	81	81	9	9	9		
Ellie ANDERSON (17)	20	17	81	9	9	9					
Fraser CAMERON (73)	21	73	9								
Warren ROBINSON (9)	22	9									
-	23										

KMSC National Motorcycle Racing AC

KMSC Cupar Motorcycles Pre-Injection 600

Knockhill 1.267 miles

Race 12 - 3rd Race

07/06/2015 10:15

Race (10 Laps) started at 10:24:17

POLE POSITION

3 21 Michael BURKE	2 84 Kyle HARPER	1 11 Patrick FORMAN	1
6 119 Allan HARROW	5 48 David McCAFFERTY	4 86 Russell WILL	2
9 16 Michael CLARK	8 92 Andrew CRAIGMILE	7 89 Alex BASS	3
12 58 Barry STEWART	11 87 Chris CHERRY	10 6 James WILKEN	4
15 17 Ellie ANDERSON	14 65 Sam KENNEDY	13 10 Stuart DEANS	5
18 81 Stewart MARR	17 54 Cameron ROBB	16 73 Fraser CAMERON	6
21 60 Douglas BROWN	20 47 Steven HADDOW	19 9 Warren ROBINSON	7
	23 76 Steven BEATTIE	22 91 Lewis SHAND	8

Clerk of the Course.

Orbits

Sig : Time :

Chief Timekeeper : Ian Sharp (SMART Timing)

Results available at www.smart-timing.co.uk and www.mylaps.com

www.mylaps.com

Licensed to: SMART Timing

Printed: 08/06/2015 21:21:48

KMSC National Motorcycle Racing AC

Sorted on Laps

KMSC Lightweights

Knockhill 1.267 miles

Race 8 - 1st Race

07/06/2015 09:05

Race (10 Laps) started at 9:15:16

Pos	No.	Name	Make/Model	CC	Class Code	Laps	Total Tm	Diff	Best Tm	In Lap	Best Speed
1	5	Gillian McGAW	Kawasaki	400	SL	10	9:46.635		56.923	10	80.127
2	15	Keith DICKIE	Kawasaki	ER6	SL	10	9:48.415	1.780	57.576	5	79.219
3	31	Torquil PATERSON	Kawasaki	ER6	SL	10	9:50.393	3.758	57.547	9	79.259
4	12	Dan JAMES	Suzuki	SV650	SL	10	10:03.549	16.914	58.146	10	78.442
5	21	Grant REID	Kawasaki	ER6	SL	10	10:07.133	20.498	58.489	8	77.982
6	84	Lee NAYLOR	Suzuki	SV650	SL	10	10:07.361	20.726	58.756	4	77.628
7	4	Alan GIBSON	Suzuki	SV650	SL	10	10:08.311	21.676	59.035	5	77.261
8	70	John ANDRUCCI	Suzuki	GSXR1100	PCS	10	10:21.146	34.511	59.559	4	76.581
9	13	Andrew BARTON	Suzuki	SV650	SL	10	10:21.870	35.235	1:00.297	3	75.644
10	39	Stuart HAMILTON	Kawasaki	ZXR400	F4	10	10:23.657	37.022	1:00.700	7	75.142
11	10	Marc McEWAN	Suzuki	SV650	SL	10	10:28.943	42.308	1:00.729	5	75.106
12	79	Ashley ROBSON	Kawasaki	ZXR400	SL	10	10:34.874	48.239	1:01.551	8	74.103
13	25	Jim PURVIS	Yamaha	FZR400	SL	9	9:50.288	1 Lap	1:04.079	5	71.179
14	56	Phil WALTERS	Suzuki	SV650	SL	9	10:03.357	1 Lap	1:04.739	8	70.454
15	118	Rod WALKER	Kawasaki	ZXR400	SL	9	10:11.437	1 Lap	1:04.504	8	70.710
16	54	Ryan GIBSON	Kawasaki	ZXR400	SL	9	10:18.851	1 Lap	1:05.975	6	69.134
17	88	Ryan FRAME	Honda	RVF400	SL	9	10:20.145	1 Lap	1:06.315	6	68.779
18	74	Christine WATSON	Honda	CBR400RR	SL	9	10:39.751	1 Lap	1:08.572	9	66.515
19	16	Gerry KEIRNAN	Suzuki	SV650	SL	9	10:48.327	1 Lap	1:09.143	9	65.966
20	34	Charles MORRISON	Kawasaki	ZXR400	SL	8	10:00.723	2 Laps	1:12.210	7	63.164

Not classified

DNS	51	Leon MURPHY	Kawasaki	ZXR400	SL			DNS		0	-
DNS	44	Derek ADAMS	Weslake	900	CS			DNS		0	-
DNS	112	Gordon MILLAR	Suzuki	SV650	SL			DNS		0	-
DNS	18	Vic ALLAN	Kawasaki	ER6	SL			DNS		0	-
DNS	37	Liam CAMPBELL	Honda	CBR400	SL			DNS		0	-

Announcements

New Track Record (1:00.700) for KMSC Formula 400 by Stuart HAMILTON.

Margin of Victory	Avg. Speed	Best Lap Tm	Best Speed	Best Lap by
1.780	77.750	56.923	80.127	5 - Gillian McGAW

Clerk of the Course.

Orbits

Sig : Time :

Chief Timekeeper : Ian Sharp (SMART Timing)

www.mylaps.com

Results available at www.smart-timing.co.uk and www.mylaps.com

Licensed to: SMART Timing

Printed: 08/06/2015 21:26:52

KMSC National Motorcycle Racing AC

KMSC Lightweights

Knockhill 1.267 miles

Race 8 - 1st Race

07/06/2015 09:05

Race (10 Laps) started at 9:15:16

Lap	Time of Day	Lap Tm	S1	S2	S3	SFSpd	S1Spd
(5) Gillian McGAW							
1	9:16:22.829	1:00.225	18.163	22.275	19.787	82.341	112.408
2	9:17:21.506	58.677	16.623	22.264	19.790	119.835	110.922
3	9:18:19.421	57.915	16.334	21.988	19.593	122.236	109.474
4	9:19:16.983	57.562	16.269	21.618	19.675	122.014	111.474
5	9:20:14.838	57.855	16.273	22.174	19.408	120.480	107.544
6	9:21:12.379	57.541	16.221	22.008	19.312	121.352	109.474
7	9:22:11.053	58.674	16.012	22.813	19.849	122.683	109.296
8	9:23:09.425	58.372	16.250	21.669	20.453	119.621	111.105
9	9:24:06.477	57.052	16.162	21.689	19.201	118.775	110.012
10	9:25:03.400	56.923	15.988	21.658	19.277	123.815	110.012

Lap	Time of Day	Lap Tm	S1	S2	S3	SFSpd	S1Spd
(15) Keith DICKIE							
1	9:16:22.044	59.695	17.654	22.109	19.932	82.849	107.544
2	9:17:19.825	57.781	16.538	21.480	19.763	118.147	108.588
3	9:18:17.790	57.965	16.650	21.407	19.908	117.116	108.413
4	9:19:15.382	57.592	16.576	21.241	19.775	116.709	111.290
5	9:20:12.958	57.576	16.469	21.298	19.809	117.733	108.941
6	9:21:11.186	58.228	16.662	21.882	19.684	115.703	107.372
7	9:22:09.877	58.691	16.604	21.553	20.534	116.709	108.764
8	9:23:08.841	58.964	16.558	21.945	20.461	115.703	108.238
9	9:24:07.096	58.255	16.610	22.011	19.634	114.910	107.201
10	9:25:05.180	58.084	16.543	21.578	19.963	118.147	108.941

Lap	Time of Day	Lap Tm	S1	S2	S3	SFSpd	S1Spd
(31) Torquil PATERSON							
1	9:16:22.578	1:00.728	17.849	22.654	20.225	78.123	103.402
2	9:17:21.924	59.346	16.725	22.616	20.005	114.910	104.692
3	9:18:20.161	58.237	16.738	21.691	19.808	115.903	104.529
4	9:19:18.029	57.868	16.590	21.431	19.847	114.714	105.681
5	9:20:17.103	59.074	16.637	22.289	20.148	115.107	106.015
6	9:21:15.688	58.585	16.672	21.601	20.312	114.518	104.692
7	9:22:13.771	58.083	16.607	21.537	19.939	114.910	105.681
8	9:23:11.817	58.046	16.677	21.558	19.811	115.703	105.681
9	9:24:09.364	57.547	16.686	21.316	19.545	114.714	103.882
10	9:25:07.158	57.794	16.365	21.737	19.692	116.506	105.349

Lap	Time of Day	Lap Tm	S1	S2	S3	SFSpd	S1Spd
(12) Dan JAMES							
1	9:16:26.941	1:03.184	18.643	23.734	20.807	90.077	99.714
2	9:17:27.067	1:00.126	16.920	22.709	20.497	118.775	105.848
3	9:18:27.249	1:00.182	17.482	22.592	20.108	114.714	106.859
4	9:19:26.241	58.992	16.723	22.203	20.066	118.147	109.118
5	9:20:25.341	59.100	16.875	21.992	20.233	117.940	109.474
6	9:21:24.494	59.153	16.816	22.197	20.140	117.940	109.118
7	9:22:24.664	1:00.170	17.276	22.816	20.078	116.304	108.588
8	9:23:23.709	59.045	16.904	22.102	20.039	118.147	107.717
9	9:24:22.168	58.459	16.658	21.923	19.878	117.526	108.588
10	9:25:20.314	58.146	16.483	21.930	19.733	119.409	108.588

Lap	Time of Day	Lap Tm	S1	S2	S3	SFSpd	S1Spd
(21) Grant REID							
1	9:16:26.352	1:02.723	18.560	23.594	20.569	81.540	113.549
2	9:17:25.928	59.576	16.560	22.690	20.326	125.905	111.660
3	9:18:24.827	58.899	16.655	22.106	20.138	124.273	112.976
4	9:19:26.841	1:02.014	16.808	22.124	23.082	124.273	113.549
5	9:20:26.309	59.468	17.705	21.877	19.886	72.236	113.742
6	9:21:28.153	1:01.844	16.655	24.716	20.473	124.504	113.357
7	9:22:27.185	59.032	16.678	22.128	20.226	124.504	113.166
8	9:23:25.674	58.489	16.521	21.972	19.996	125.435	113.549
9	9:24:24.754	59.080	16.404	22.682	19.994	124.968	114.323
10	9:25:23.898	59.144	16.688	22.396	20.060	124.504	112.597

Lap	Time of Day	Lap Tm	S1	S2	S3	SFSpd	S1Spd
(84) Lee NAYLOR							
1	9:16:27.212	1:03.331	18.923	23.838	20.570	90.077	104.043
2	9:17:27.177	59.965	17.035	22.961	19.969	123.360	108.941
3	9:18:26.105	58.928	16.369	22.401	20.158	122.459	111.660
4	9:19:24.861	58.756	16.220	22.208	20.328	121.792	113.549
5	9:20:24.865	1:00.004	16.844	22.448	20.712	118.565	111.846
6	9:21:24.954	1:00.089	16.673	22.667	20.749	119.621	111.660
7	9:22:25.675	1:00.721	16.520	24.100	20.101	121.352	110.012
8	9:23:25.185	59.510	16.511	22.635	20.364	123.587	110.922
9	9:24:24.622	59.437	16.466	22.776	20.195	120.480	112.033
10	9:25:24.126	59.504	16.291	23.349	19.864	120.697	110.739

(4) Alan GIBSON							
-----------------	--	--	--	--	--	--	--

Lap	Time of Day	Lap Tm	S1	S2	S3	SFSpd	S1Spd
1	9:16:25.725	1:03.225	18.679	23.597	20.949	81.048	103.721
2	9:17:26.943	1:01.218	17.042	23.448	20.728	115.305	105.848
3	9:18:26.833	59.890	17.131	22.537	20.222	115.703	106.520
4	9:19:27.021	1:00.188	16.659	22.527	21.002	116.103	106.351
5	9:20:26.056	59.035	16.699	22.224	20.112	113.549	106.859
6	9:21:25.316	59.260	16.891	22.307	20.062	114.518	107.372
7	9:22:25.256	59.940	16.708	23.200	20.032	117.321	108.588
8	9:23:25.482	1:00.226	17.538	22.395	20.293	118.356	103.882
9	9:24:25.562	1:00.080	16.969	22.665	20.446	116.709	108.588
10	9:25:25.076	59.514	16.544	23.200	19.770	118.356	108.238

Lap	Time of Day	Lap Tm	S1	S2	S3	SFSpd	S1Spd
(70) John ANDRUCCI							
1	9:16:30.102	1:05.715	19.921	25.061	20.733	90.809	101.678
2	9:17:31.493	1:01.391	17.357	23.461	20.573	120.480	102.768
3	9:18:31.255	59.762	17.351	22.514	19.897	123.133	105.020
4	9:19:30.814	59.559	16.869	22.735	19.955	122.014	106.015
5	9:20:30.825	1:00.011	16.853	22.992	20.166	120.480	110.556
6	9:21:31.894	1:01.069	16.872	24.399	19.798	124.044	106.520
7	9:22:34.648	1:02.754	16.499	23.829	22.426	124.504	109.118
8	9:23:38.122	1:03.474	17.053	24.452	21.969	116.103	112.033
9	9:24:37.722	59.600	16.679	22.853	20.068	121.352	107.890
10	9:25:37.911	1:00.189	16.661	23.621	19.907	121.352	111.474

Lap	Time of Day	Lap Tm	S1	S2	S3	SFSpd	S1Spd
(13) Andrew BARTON							
1	9:16:28.543	1:04.623	20.127	23.645	20.851	87.153	103.402
2	9:17:29.114	1:00.571	16.946	23.279	20.346	118.565	107.372
3	9:18:29.411	1:00.297	16.864	23.014	20.419	117.526	108.413
4	9:19:30.020	1:00.609	17.130	22.863	20.616	116.304	108.413
5	9:20:30.463	1:00.443	17.169	22.859	20.415	114.714	108.064
6	9:21:32.028	1:01.565	17.123	24.096	20.346	115.305	108.064
7	9:22:34.163	1:02.135	17.090	23.416	21.629	114.129	107.372
8	9:23:36.240	1:02.077	17.417	24.095	20.565	115.305	107.890
9	9:24:37.673	1:01.433	17.070	23.817	20.546	112.597	108.588
10	9:25:38.635	1:00.962	17.462	23.367	20.133	113.166	108.941

Lap	Time of Day	Lap Tm	S1	S2	S3	SFSpd	S1Spd
(39) Stuart HAMILTON							
1	9:16:26.879	1:04.139	18.892	24.012	21.235	81.540	102.142
2	9:17:29.377	1:02.498	18.039	23.563	20.896	112.786	102.768
3	9:18:31.126	1:01.749	17.632	23.270	20.847	112.597	102.926
4	9:19:32.985	1:01.859	17.804	23.189	20.866	112.220	104.204
5	9:20:34.038	1:01.053	17.183	23.175	20.695	112.220	

KMSC National Motorcycle Racing AC

KMSC Lightweights

Knockhill 1.267 miles

Race 8 - 1st Race

07/06/2015 09:05

Race (10 Laps) started at 9:15:16

Lap	Time of Day	Lap Tm	S1	S2	S3	SFSpd	S1Spd	Lap	Time of Day	Lap Tm	S1	S2	S3	SFSpd	S1Spd
3	9:18:39.891	1:04.809	18.412	24.025	22.372	109.832	98.543	(34) Charles MORRISON							
4	9:19:44.931	1:05.040	18.470	24.200	22.370	106.689	97.967	1	9:16:44.581	1:17.506	22.212	28.971	26.323	75.064	85.054
5	9:20:49.010	1:04.079	17.861	23.931	22.287	105.184	99.714	2	9:17:58.369	1:13.788	21.222	27.766	24.800	96.976	85.706
6	9:21:53.826	1:04.816	18.346	24.144	22.326	106.351	97.117	3	9:19:11.356	1:12.987	20.190	27.820	24.977	99.272	86.257
7	9:22:58.148	1:04.322	18.020	23.900	22.402	105.184	98.398	4	9:20:26.110	1:14.754	20.765	28.897	25.092	95.868	83.054
8	9:24:02.898	1:04.750	18.035	24.190	22.525	104.043	98.688	5	9:21:39.418	1:13.308	20.432	27.595	25.281	99.125	87.722
9	9:25:07.053	1:04.155	17.826	24.136	22.193	106.520	99.272	6	9:22:52.006	1:12.588	20.076	27.863	24.649	98.111	88.068
(56) Phil WALTERS								7	9:24:04.216	1:12.210	20.038	27.540	24.632	97.967	86.927
1	9:16:34.153	1:10.302	21.649	26.632	22.021	80.658	86.814	8	9:25:17.488	1:13.272	20.061	28.288	24.923	98.833	88.532
2	9:17:39.845	1:05.692	19.015	24.669	22.008	113.935	102.768	(118) Rod WALKER							
3	9:18:46.409	1:06.564	19.511	24.975	22.078	103.402	99.125	1	9:16:35.243	1:11.094	21.161	26.587	23.346	85.487	91.179
4	9:19:53.166	1:06.757	18.974	25.266	22.517	110.739	103.561	2	9:17:43.090	1:07.847	18.941	25.782	23.124	113.742	101.832
5	9:20:58.971	1:05.805	19.520	24.519	21.766	106.689	98.833	3	9:18:50.142	1:07.052	18.937	25.697	22.418	113.166	102.298
6	9:22:04.381	1:05.410	19.339	24.299	21.772	110.193	96.143	4	9:19:58.138	1:07.996	19.631	25.471	22.894	112.786	103.084
7	9:23:09.755	1:05.374	19.445	24.385	21.544	109.653	98.111	5	9:21:04.739	1:06.601	18.869	25.546	22.186	111.846	101.524
8	9:24:14.494	1:04.739	19.062	24.076	21.601	102.611	97.399	6	9:22:11.102	1:06.363	18.432	25.233	22.698	113.742	103.721
9	9:25:20.122	1:05.628	18.960	24.691	21.977	107.372	99.272	7	9:23:16.994	1:05.892	18.748	25.017	22.127	114.910	102.611
(54) Ryan GIBSON								8	9:24:21.498	1:04.504	18.468	24.563	21.473	113.742	104.043
1	9:16:38.257	1:13.902	22.044	28.035	23.823	82.951	82.341	9	9:25:28.202	1:06.704	18.841	25.859	22.004	114.129	103.721
2	9:17:44.660	1:06.403	19.150	24.857	22.396	98.688	96.836	(88) Ryan FRAME							
3	9:18:52.994	1:08.334	19.690	25.893	22.751	102.926	93.465	1	9:16:37.976	1:12.469	21.419	27.620	23.430	80.658	88.649
4	9:20:00.142	1:07.148	18.940	25.434	22.774	106.015	94.518	2	9:17:45.462	1:07.486	20.167	24.588	22.731	103.402	92.181
5	9:21:07.243	1:07.101	19.118	25.462	22.521	103.561	92.054	3	9:18:54.177	1:08.715	19.631	25.354	23.730	101.678	91.427
6	9:22:13.218	1:05.975	18.487	25.373	22.115	108.764	93.595	4	9:20:00.826	1:06.649	19.300	24.836	22.513	99.419	92.562
7	9:23:20.371	1:07.153	19.231	25.802	22.120	108.941	91.179	5	9:21:08.432	1:07.606	19.320	24.799	23.487	99.714	92.435
8	9:24:28.805	1:08.434	19.077	27.209	22.148	106.689	86.702	6	9:22:14.747	1:06.315	18.919	25.203	22.193	100.611	92.181
9	9:25:35.616	1:06.811	19.089	25.363	22.359	101.218	90.809	7	9:23:21.493	1:06.746	19.595	24.733	22.418	101.987	92.435
(74) Christine WATSON								8	9:24:29.008	1:07.515	19.451	25.893	22.171	100.460	92.818
1	9:16:38.349	1:13.847	21.775	27.775	24.297	80.176	85.706	9	9:25:36.910	1:07.902	19.354	25.134	23.414	100.762	92.562
2	9:17:47.958	1:09.609	20.290	26.207	23.112	104.204	90.564	(16) Gerry KEIRNAN							
3	9:18:57.495	1:09.537	19.416	26.605	23.516	102.611	93.595	1	9:16:38.159	1:14.910	21.656	28.655	24.599	79.230	80.950
4	9:20:07.895	1:10.400	19.876	26.845	23.679	100.762	94.785	2	9:17:50.841	1:12.682	20.457	27.883	24.342	103.402	83.467
5	9:21:18.104	1:10.209	19.679	27.205	23.325	104.366	93.988	3	9:19:02.731	1:11.890	19.751	28.256	23.883	104.856	85.379
6	9:22:29.196	1:11.092	19.730	27.220	24.142	103.882	93.988	4	9:20:13.552	1:10.821	19.774	27.422	23.625	103.561	85.162
7	9:23:38.853	1:09.657	19.578	26.867	23.212	104.529	93.076	5	9:21:24.814	1:11.262	19.982	27.572	23.708	100.611	84.412
8	9:24:47.944	1:09.091	19.755	26.400	22.936	100.161	96.143	6	9:22:35.997	1:11.183	20.106	27.047	24.030	101.066	83.363
9	9:25:56.516	1:08.572	19.428	26.102	23.042	105.020	92.818	7	9:23:45.658	1:09.661	19.749	26.620	23.292	100.161	87.608
(16) Gerry KEIRNAN								8	9:24:55.949	1:10.291	19.762	26.888	23.641	100.762	83.989
1	9:16:38.159	1:14.910	21.656	28.655	24.599	79.230	80.950	9	9:26:05.092	1:09.143	19.342	26.316	23.485	99.272	89.836
2	9:17:50.841	1:12.682	20.457	27.883	24.342	103.402	83.467	Clerk of the Course.							
3	9:19:02.731	1:11.890	19.751	28.256	23.883	104.856	85.379	Orbits							
4	9:20:13.552	1:10.821	19.774	27.422	23.625	103.561	85.162	Sig :							
5	9:21:24.814	1:11.262	19.982	27.572	23.708	100.611	84.412	Time :							
6	9:22:35.997	1:11.183	20.106	27.047	24.030	101.066	83.363	Chief Timekeeper : Ian Sharp (SMART Timing)							
7	9:23:45.658	1:09.661	19.749	26.620	23.292	100.161	87.608	Results available at www.smart-timing.co.uk and www.mylaps.com							
8	9:24:55.949	1:10.291	19.762	26.888	23.641	100.762	83.989	www.mylaps.com							
9	9:26:05.092	1:09.143	19.342	26.316	23.485	99.272	89.836	Licensed to: SMART Timing							

Clerk of the Course.

Orbits

Sig : Time :
 Chief Timekeeper : Ian Sharp (SMART Timing)
 Results available at www.smart-timing.co.uk and www.mylaps.com

www.mylaps.com
 Licensed to: SMART Timing


KMSC Lightweights

Knockhill 1.267 miles

Race 8 - 1st Race

07/06/2015 09:05

Race (10 Laps) started at 9:15:16



Competitors	Laps										
	0	1	2	3	4	5	6	7	8	9	10
Torquil PATERSON (31)	1	31	15	15	15	15	15	15	15	5	5
Keith DICKIE (15)	2	15	31	5	5	5	5	5	5	15	15
Alan GIBSON (4)	3	4	5	31	31	31	31	31	31	31	31
Gillian McGAW (5)	4	5	4	21	21	84	84	12	12	12	12
Stuart HAMILTON (39)	5	39	21	4	84	12	12	84	4	84	84
Gerry KEIRNAN (16)	6	16	39	12	4	21	4	4	84	4	21
Jim PURVIS (25)	7	25	12	84	12	4	21	21	21	4	4
Marc McEWAN (10)	8	10	84	13	13	13	13	70	13	13	13
Ashley ROBSON (79)	9	79	13	39	39	70	70	13	70	70	13
Grant REID (21)	10	21	79	70	70	39	39	39	39	39	39
Dan JAMES (12)	11	12	10	79	10	10	10	10	10	10	10
Phil WALTERS (56)	12	56	70	10	79	79	79	79	79	79	79
Lee NAYLOR (84)	13	84	25	25	25	25	25	25	25	25	25
Andrew BARTON (13)	14	13	56	56	56	56	56	56	56	56	56
Rod WALKER (118)	15	118	118	118	118	118	118	118	118	118	118
Ryan GIBSON (54)	16	54	88	54	54	54	54	54	54	54	54
John ANDRUCCI (70)	17	70	16	88	88	88	88	88	88	88	88
Christine WATSON (74)	18	74	54	74	74	74	74	74	74	74	74
Ryan FRAME (88)	19	88	74	16	16	16	16	16	16	16	16
Charles MORRISON (34)	20	34	34	34	34	34	34	34	34	34	34
-	21										
-	22										
-	23										
-	24										
-	25										

KMSC National Motorcycle Racing AC

KMSC Lightweights

Knockhill 1.267 miles

Race 12a - 2nd Race

07/06/2015 10:30

Race (10 Laps) started at 10:39:42

POLE POSITION

3
31 Torquil PATERSON

2
15 Keith DICKIE

1
5 Gillian McGAW

6
84 Lee NAYLOR

5
21 Grant REID

4
12 Dan JAMES

9
13 Andrew BARTON

8
70 John ANDRUCCI

7
4 Alan GIBSON

12
79 Ashley ROBSON

11
10 Marc McEWAN

10
39 Stuart HAMILTON

15
118 Rod WALKER

14
56 Phil WALTERS

13
25 Jim PURVIS

18
74 Christine WATSON

17
88 Ryan FRAME

16
54 Ryan GIBSON

21
51 Leon MURPHY

20
34 Charles MORRISON

19
16 Gerry KEIRNAN

24
18 Vic ALLAN

23
112 Gordon MILLAR

22
44 Derek ADAMS

25
37 Liam CAMPBELL

1
2
3
4
5
6
7
8
9

Clerk of the Course.

Orbits

Sig : Time :

Chief Timekeeper : Ian Sharp (SMART Timing)

www.mylaps.com

Results available at www.smart-timing.co.uk and www.mylaps.com

Licensed to: SMART Timing

Printed: 08/06/2015 21:27:50

KMSC National Motorcycle Racing AC

Sorted on Laps

KMSC Superbikes & Shirlaws KMSC Clubman

Knockhill 1.267 miles

Race 9 - 1st Race

07/06/2015 09:30

Race (10 Laps) started at 9:33:36

Pos	No.	Name	Make/Model	CC	Class Code	Laps	Total Tm	Diff	Best Tm	In Lap	Best Speed
1	79	Bruce BIRNIE	BMW	S1000RR	SB	10	8:48.123		51.922	6	87.845
2	179	Andrew TASKER	Kawasaki	ZX10R	SB	10	8:52.414	4.291	51.916	6	87.855
3	55	Donald MacFADYEN	BMW	S1000RR	SB	10	8:53.807	5.684	52.085	5	87.570
4	68	Paul WISHART	Kawasaki	ZX10R	SB	10	8:58.300	10.177	52.366	5	87.100
5	7	Sean GILFILLAN	Kawasaki	ZX10R	SB	10	8:59.417	11.294	52.494	5	86.888
6	84	Darren ROSS	Kawasaki	ZX10R	SB	10	9:00.115	11.992	52.419	4	87.012
7	69	Rodney SCOTT	BMW	S1000RR	C	10	9:16.546	28.423	54.113	8	84.288
8	66	Derek BUTCHER	Yamaha	R1	C	10	9:17.613	29.490	54.198	7	84.156
9	11	Richard HUGHES	BMW	S1000RR	C	10	9:18.477	30.354	53.877	7	84.657
10	50	Tim HASTINGS	Kawasaki	ZX6R 600	SB	10	9:19.574	31.451	53.611	7	85.078
11	119	Kristopher DUNCAN	Kawasaki	ZX6R 600	C	10	9:21.565	33.442	54.429	3	83.799
12	111	Jimmy SHANKS	KTM	RC8	C	10	9:22.866	34.743	54.935	4	83.027
13	63	Kenny PATERSON	BMW	S1000RR	C	10	9:27.296	39.173	54.691	6	83.397
14	71	Gavin JONES	Honda	CBR1000RR	C	10	9:31.402	43.279	55.616	5	82.010
15	67	Des BURNS	Kawasaki	ZX10R	C	10	9:33.510	45.387	54.889	5	83.097
16	33	Graeme BODEL	BMW	S1000RR	C	10	9:36.410	48.287	56.045	5	81.383
17	73	Scott ROBERTSON	BMW	S1000RR	C	10	9:42.154	54.031	56.387	3	80.889
18	5	Daniel MacLEAN	Honda	CBR600RR	C	9	8:53.054	1 Lap	57.706	6	79.040
19	82	Geraint JONES	Suzuki	GSXR1000	C	9	9:28.289	1 Lap	1:00.967	5	74.812
20	42	Paul GEDDES	Ducati	1098s	C	9	9:28.896	1 Lap	1:01.242	2	74.477
21	54	Gordon DUNCAN	Suzuki	GSXR 1000	C	9	9:33.470	1 Lap	1:01.346	4	74.350

Not classified

DNF	47	Alan BRYCE	Suzuki	GSXR1000	SB	7	6:33.318	DNF	54.623	7	83.501
DNF	12	Neil BROWN	Honda	CBR1000	C	2	2:04.231	DNF	57.564	2	79.235
DNF	37	Steven PATERSON	Yamaha	R1	C	1	1:08.841	DNF	1:01.836	1	73.761
DNS	34	John DEAN	Suzuki	GSXR 750	SB			DNS		0	-

Margin of Victory	Avg. Speed	Best Lap Tm	Best Speed	Best Lap by
4.291	86.364	51.916	87.855	179 - Andrew TASKER

Clerk of the Course.

Orbits

Sig : Time :

Chief Timekeeper : Ian Sharp (SMART Timing)

www.mylaps.com

Results available at www.smart-timing.co.uk and www.mylaps.com

Licensed to: SMART Timing

Printed: 08/06/2015 21:30:00

KMSC National Motorcycle Racing AC

KMSC Superbikes & Shirlaws KMSC Clubman

Knockhill 1.267 miles

Race 9 - 1st Race

07/06/2015 09:30

Race (10 Laps) started at 9:33:36

Lap	Time of Day	Lap Tm	S1	S2	S3	SFSpd	S1Spd
(79) Bruce BIRNIE							
1	9:34:35.466	53.817	15.986	20.249	17.582	97.399	130.053
2	9:35:27.743	52.277	14.989	19.749	17.539	144.317	132.886
3	9:36:19.900	52.157	14.781	19.905	17.471	147.814	134.215
4	9:37:11.907	52.007	14.686	19.758	17.563	145.886	133.415
5	9:38:03.860	51.953	14.784	19.661	17.508	141.279	131.584
6	9:38:55.782	51.922	14.606	19.802	17.514	141.877	130.560
7	9:39:47.803	52.021	14.707	19.669	17.645	141.577	132.362
8	9:40:39.896	52.093	14.785	19.771	17.537	142.177	132.362
9	9:41:32.148	52.252	14.868	19.753	17.631	142.782	131.584
10	9:42:24.485	52.337	14.894	19.781	17.662	142.177	131.070

Lap	Time of Day	Lap Tm	S1	S2	S3	SFSpd	S1Spd
(179) Andrew TASKER							
1	9:34:35.102	53.525	15.966	19.906	17.653	91.303	131.584
2	9:35:27.391	52.289	14.875	19.927	17.487	140.982	131.326
3	9:36:19.902	52.511	14.876	19.915	17.720	142.782	131.326
4	9:37:12.243	52.341	15.049	19.919	17.373	138.652	129.302
5	9:38:04.283	52.040	14.688	19.836	17.516	141.279	129.802
6	9:38:56.199	51.916	14.745	19.716	17.455	141.279	129.302
7	9:39:48.673	52.474	15.274	19.715	17.485	141.877	129.053
8	9:40:40.923	52.250	14.965	19.668	17.617	141.577	128.068
9	9:41:34.120	53.197	15.207	19.999	17.991	138.939	127.581
10	9:42:28.776	54.656	15.586	20.536	18.534	134.754	126.618

Lap	Time of Day	Lap Tm	S1	S2	S3	SFSpd	S1Spd
(55) Donald MacFADYEN							
1	9:34:36.774	55.033	16.380	20.844	17.809	91.427	129.802
2	9:35:29.468	52.694	14.767	20.234	17.693	143.087	131.584
3	9:36:21.848	52.380	14.604	20.004	17.772	141.877	134.484
4	9:37:13.971	52.123	14.547	20.030	17.546	139.227	132.624
5	9:38:06.056	52.085	14.695	19.894	17.496	143.392	132.362
6	9:38:58.254	52.198	14.467	20.127	17.604	143.087	131.584
7	9:39:51.807	53.553	14.638	20.904	18.011	140.099	127.339
8	9:40:44.069	52.262	14.481	20.135	17.646	143.087	133.680
9	9:41:36.786	52.717	14.618	20.160	17.939	143.087	133.680
10	9:42:30.169	53.383	14.751	20.484	18.148	139.227	131.070

Lap	Time of Day	Lap Tm	S1	S2	S3	SFSpd	S1Spd
(68) Paul WISHART							
1	9:34:37.941	55.839	16.743	20.958	18.138	90.198	129.551
2	9:35:31.089	53.148	14.837	20.364	17.947	142.177	130.814
3	9:36:23.600	52.511	14.566	19.996	17.949	141.877	132.624
4	9:37:16.263	52.663	14.977	20.044	17.642	143.392	128.313
5	9:38:08.629	52.366	14.712	20.018	17.636	144.008	129.802
6	9:39:01.280	52.651	15.005	19.908	17.738	143.087	130.053
7	9:39:56.107	54.827	14.931	21.375	18.521	141.279	127.824
8	9:40:48.964	52.857	14.913	19.938	18.006	140.687	127.098
9	9:41:41.801	52.837	15.063	19.922	17.852	137.234	129.302
10	9:42:34.662	52.861	14.806	20.184	17.871	141.877	129.802

Lap	Time of Day	Lap Tm	S1	S2	S3	SFSpd	S1Spd
(7) Sean GILFILLAN							
1	9:34:37.582	55.779	16.887	20.843	18.049	91.552	130.814
2	9:35:30.371	52.789	14.748	20.211	17.830	144.008	134.215
3	9:36:23.293	52.922	14.808	20.216	17.898	143.087	133.415
4	9:37:16.668	53.375	15.511	20.189	17.675	144.008	131.070
5	9:38:09.162	52.494	14.691	20.140	17.663	142.177	131.326
6	9:39:01.832	52.670	15.012	20.023	17.635	143.699	129.551
7	9:39:56.309	54.477	15.091	21.162	18.224	142.177	126.857
8	9:40:49.374	53.065	15.169	20.064	17.832	140.982	129.802
9	9:41:42.632	53.258	14.897	20.447	17.914	141.877	133.150
10	9:42:35.779	53.147	14.867	20.160	18.120	139.808	129.053

Lap	Time of Day	Lap Tm	S1	S2	S3	SFSpd	S1Spd
(84) Darren ROSS							
1	9:34:36.561	54.723	16.140	20.743	17.840	98.398	133.150
2	9:35:29.843	53.282	15.324	20.248	17.710	138.366	133.150
3	9:36:22.314	52.471	14.834	20.072	17.565	140.982	130.814
4	9:37:14.733	52.419	14.929	20.034	17.456	138.081	131.326
5	9:38:07.561	52.828	14.862	20.071	17.895	140.982	132.624
6	9:39:00.604	53.043	15.329	20.056	17.658	139.227	127.824
7	9:39:55.688	55.084	15.057	21.901	18.126	138.939	130.814
8	9:40:48.685	52.997	14.807	20.164	18.026	144.628	134.484
9	9:41:42.669	53.984	15.189	20.671	18.124	139.808	132.102
10	9:42:36.477	53.808	15.308	20.361	18.139	138.939	133.150

(69) Rodney SCOTT							
--------------------------	--	--	--	--	--	--	--

Lap	Time of Day	Lap Tm	S1	S2	S3	SFSpd	S1Spd
1	9:34:40.169	57.194	17.130	21.658	18.406	101.524	124.968
2	9:35:34.949	54.780	15.447	21.162	18.171	140.687	128.805
3	9:36:29.954	55.005	15.611	21.062	18.332	139.517	129.053
4	9:37:25.218	55.264	15.752	21.426	18.086	132.362	128.559
5	9:38:20.219	55.001	15.449	21.512	18.040	137.516	127.098
6	9:39:15.204	54.985	15.797	20.867	18.321	132.886	128.805
7	9:40:09.743	54.539	15.706	20.821	18.012	136.675	128.313
8	9:41:03.856	54.113	15.363	20.583	18.167	142.782	125.670
9	9:41:58.122	54.266	15.278	20.602	18.386	134.484	126.380
10	9:42:52.908	54.786	15.253	20.723	18.810	142.177	129.551

Lap	Time of Day	Lap Tm	S1	S2	S3	SFSpd	S1Spd
(66) Derek BUTCHER							
1	9:34:39.412	56.980	17.047	21.220	18.713	93.726	124.273
2	9:35:34.230	54.818	15.326	20.889	18.603	135.571	124.968
3	9:36:29.428	55.198	15.404	20.996	18.798	136.398	124.735
4	9:37:24.753	55.325	15.490	21.047	18.788	133.680	122.014
5	9:38:19.859	55.106	15.374	20.957	18.775	133.150	124.504
6	9:39:14.975	55.116	15.471	20.874	18.771	132.886	124.968
7	9:40:09.173	54.198	15.298	20.472	18.428	133.150	124.044
8	9:41:03.869	54.696	15.142	20.998	18.556	137.234	122.014
9	9:41:59.132	55.263	15.464	20.990	18.809	129.302	123.360
10	9:42:53.975	54.843	15.260	20.599	18.984	130.560	126.380

Lap	Time of Day	Lap Tm	S1	S2	S3	SFSpd	S1Spd
(11) Richard HUGHES							
1	9:34:43.047	59.412	16.714	23.609	19.089	110.374	
2	9:35:38.696	55.649	15.519	21.497	18.633	137.234	
3	9:36:33.954	55.258	15.492	21.390	18.376	138.366	
4	9:37:28.615	54.661	15.273	21.202	18.186	138.652	
5	9:38:22.547	53.932	15.063	20.604	18.265	139.517	
6	9:39:17.042	54.495	15.094	21.164	18.237	136.398	
7	9:40:10.919	53.877	15.416	20.592	17.869	136.675	128.068
8	9:41:05.625	54.706	15.675	20.755	18.276	140.392	
9	9:42:00.914	55.289	15.374	21.250	18.665	134.215	
10	9:42:54.839	53.925	15.003	20.434	18.488	138.081	128.559

Lap	Time of Day	Lap Tm	S1	S2	S3	SFSpd	S1Spd
(50) Tim HASTINGS							
1	9:34:43.359	1:00.322	17.530	23.762	19.030	104.043	119.835
2	9:35:39.067	55.708	16.044	21.218	18.446	137.234	125.905
3	9:36:34.271	55.204	15.471	21.222	18.511	140.687	127.098
4	9:37:30.080	55.809	15.605	21.571	18.633	139.517	127.824
5	9:38:24.188	54.108	15.229	20.647	18.232	140.687	126.857
6	9:39:18.510	54.322	15.292	20.62			

KMSC National Motorcycle Racing AC

KMSC Superbikes & Shirlaws KMSC Clubman

Knockhill 1.267 miles

Race 9 - 1st Race

07/06/2015 09:30

Race (10 Laps) started at 9:33:36

Lap	Time of Day	Lap Tm	S1	S2	S3	SFSpd	S1Spd
3	9:36:33.855	55.279	15.375	21.403	18.501	137.516	125.435
4	9:37:28.677	54.822	15.295	20.969	18.558	137.516	126.380
5	9:38:23.606	54.929	15.469	21.037	18.423	136.121	127.824
6	9:39:18.297	54.691	15.226	21.074	18.391	138.939	127.581
7	9:40:13.872	55.575	15.788	21.381	18.406	140.099	123.360
8	9:41:09.812	55.940	15.509	21.680	18.751	141.877	125.201
9	9:42:05.940	56.128	15.776	21.558	18.794	135.571	124.504
10	9:43:03.658	57.718	15.978	22.079	19.661	125.905	124.273

Lap	Time of Day	Lap Tm	S1	S2	S3	SFSpd	S1Spd
6	9:39:54.420	1:01.609	17.479	23.423	20.707	128.068	115.504
7	9:40:55.958	1:01.538	18.174	23.108	20.256	123.360	119.835
8	9:41:58.054	1:02.096	18.017	23.568	20.511	125.201	114.518
9	9:43:04.651	1:06.597	21.543	24.148	20.906	102.142	78.672

(71) Gavin JONES

1	9:34:42.022	59.670	17.764	22.684	19.222	97.257	125.670
2	9:35:38.061	56.039	15.373	21.617	19.049	143.087	127.581
3	9:36:33.692	55.631	15.460	21.340	18.831	141.279	128.313
4	9:37:30.031	56.339	15.838	21.638	18.863	140.687	127.824
5	9:38:25.647	55.616	15.507	21.157	18.952	142.177	129.053
6	9:39:21.416	55.769	15.568	21.354	18.847	140.392	128.805
7	9:40:17.555	56.139	15.686	21.447	19.006	140.392	126.857
8	9:41:14.020	56.465	15.805	21.505	19.155	140.099	126.618
9	9:42:10.556	56.536	15.884	21.598	19.054	135.571	124.968
10	9:43:07.764	57.208	16.361	21.703	19.144	135.298	124.044

(67) Des BURNS

1	9:34:43.829	1:00.873	17.814	23.461	19.598	98.979	118.775
2	9:35:41.033	57.204	16.028	22.329	18.847	133.415	124.044
3	9:36:36.601	55.568	15.367	21.484	18.717	134.215	128.313
4	9:37:32.647	56.046	15.651	21.820	18.575	134.754	121.792
5	9:38:27.536	54.889	15.300	21.114	18.475	140.099	124.735
6	9:39:23.533	55.997	15.601	21.595	18.801	141.877	125.435
7	9:40:19.619	56.086	15.859	21.460	18.767	133.947	125.435
8	9:41:16.000	56.381	16.196	21.411	18.774	136.675	122.236
9	9:42:12.465	56.465	16.168	21.467	18.830	135.025	119.196
10	9:43:09.872	57.407	15.735	21.373	20.299	137.516	122.459

(33) Graeme BODEL

1	9:34:44.035	1:01.157	18.580	23.123	19.454	90.809	125.201
2	9:35:41.485	57.450	16.220	22.237	18.993	132.362	124.504
3	9:36:37.615	56.130	15.800	21.508	18.822	132.624	126.380
4	9:37:34.185	56.570	16.078	21.579	18.913	128.313	125.201
5	9:38:30.230	56.045	15.986	21.238	18.821	127.581	125.435
6	9:39:26.699	56.469	16.202	21.307	18.960	126.618	124.273
7	9:40:22.909	56.210	16.272	21.237	18.701	125.201	125.670
8	9:41:19.611	56.702	16.120	21.416	19.166	127.098	124.044
9	9:42:15.852	56.241	16.075	21.200	18.966	126.142	125.670
10	9:43:12.772	56.920	16.167	21.745	19.008	127.581	124.273

(73) Scott ROBERTSON

1	9:34:45.520	1:01.865	18.536	23.492	19.837	94.252	115.305
2	9:35:42.261	56.741	16.188	21.661	18.892	138.652	119.621
3	9:36:38.648	56.387	15.682	21.614	19.091	140.392	121.572
4	9:37:35.258	56.610	15.799	21.858	18.953	140.099	120.697
5	9:38:31.780	56.522	16.004	21.639	18.879	135.571	122.908
6	9:39:28.285	56.505	15.878	21.667	18.960	138.366	121.352
7	9:40:25.477	57.192	16.211	21.905	19.076	136.121	119.196
8	9:41:22.749	57.272	15.947	22.078	19.247	135.025	120.049
9	9:42:20.492	57.743	16.207	22.127	19.409	131.842	118.356
10	9:43:18.516	58.024	16.554	22.204	19.266	131.326	117.116

(5) Daniel MacLEAN

1	9:34:44.770	1:01.545	18.332	23.586	19.627	96.005	116.709
2	9:35:43.180	58.410	16.289	22.932	19.189	132.102	122.236
3	9:36:41.194	58.014	15.869	22.757	19.388	134.484	123.360
4	9:37:39.500	58.306	16.068	22.729	19.509	130.306	123.133
5	9:38:37.266	57.766	16.119	22.214	19.433	131.584	124.044
6	9:39:34.972	57.706	16.036	22.363	19.307	131.070	123.360
7	9:40:33.238	58.266	16.912	21.885	19.469	122.236	124.044
8	9:41:31.693	58.455	16.713	22.254	19.488	130.053	122.459
9	9:42:29.416	57.723	16.339	21.927	19.457	123.133	123.360

(82) Geraint JONES

1	9:34:47.795	1:03.627	18.552	24.538	20.537	103.242	110.193
2	9:35:48.846	1:01.051	16.637	23.470	20.944	132.362	118.356
3	9:36:50.359	1:01.513	16.938	24.262	20.313	132.362	118.985
4	9:37:51.844	1:01.485	17.168	23.877	20.440	130.053	119.835
5	9:38:52.811	1:00.967	17.023	23.302	20.642	133.415	115.703

(42) Paul GEDDES

1	9:34:47.247	1:03.496	18.760	24.509	20.227	99.714	107.544
2	9:35:48.489	1:01.242	16.554	23.893	20.795	132.886	111.846
3	9:36:50.167	1:01.678	16.712	24.443	20.523	134.754	110.556
4	9:37:51.766	1:01.599	16.794	24.188	20.617	136.954	111.846
5	9:38:54.671	1:02.905	17.744	24.684	20.477	129.551	104.043
6	9:39:58.774	1:04.103	17.983	24.288	21.832	131.842	109.653
7	9:41:00.351	1:01.577	16.960	24.120	20.497	128.559	106.015
8	9:42:02.878	1:02.527	17.013	24.457	21.057	131.326	106.183
9	9:43:05.258	1:02.380	16.590	24.121	21.669	124.968	101.524

(54) Gordon DUNCAN

1	9:34:48.185	1:03.958	19.034	24.799	20.125	98.688	104.856
2	9:35:49.542	1:01.357	17.088	23.962	20.307	124.044	108.588
3	9:36:51.531	1:01.989	16.911	25.045	20.033	131.584	107.717
4	9:37:52.877	1:01.346	16.929	24.289	20.128	136.121	114.910
5	9:38:54.933	1:02.056	16.998	24.813	20.245	132.624	108.588
6	9:39:58.825	1:03.892	17.287	25.909	20.696	126.142	106.689
7	9:41:01.573	1:02.748	17.294	24.953	20.501	132.624	100.762
8	9:42:05.847	1:04.274	18.126	24.882	21.266	123.360	104.692
9	9:43:09.832	1:03.985	17.987	24.717	21.281	120.049	105.349

(47) Alan BRYCE

1	9:34:39.210	57.546	16.962	21.606	18.978	95.323	129.053
2	9:35:34.743	55.533	15.841	21.011	18.681	131.842	126.142
3	9:36:29.741	54.998	15.568	20.843	18.587	133.415	130.053
4	9:37:25.009	55.268	15.763	21.091	18.414	127.824	127.581
5	9:38:20.064	55.055	15.521	21.113	18.421	132.624	126.857
6	9:39:15.057	54.993	15.648	20.816	18.529	131.070	130.814
7	9:40:09.680	54.623	15.600	20.643	18.380	129.053	128.068

(12) Neil BROWN

1	9:34:43.029	1:00.179	17.525	23.408	19.246	100.460	118.356
2	9:35:40.593	57.564	16.802	22.055	18.707	122.459	118.356

(37) Steven PATERSON

1	9:34:45.203	1:01.836	18.320	23.734	19.782	98.688	111.105
---	-------------	----------	--------	--------	--------	--------	---------

Clerk of the Course.

Orbits

Sig : Time :
Chief Timekeeper : Ian Sharp (SMART Timing)

www.mylaps.com

Results available at www.smart-timing.co.uk and www.mylaps.com

Licensed to: SMART Timing


KMSC Superbikes & Shirlaws KMSC Clubman

Knockhill 1.267 miles

Race 9 - 1st Race

07/06/2015 09:30

Race (10 Laps) started at 9:33:36



Competitors	Laps											
	0	1	2	3	4	5	6	7	8	9	10	
Andrew TASKER (179)	1	179	179	179	79	79	79	79	79	79	79	79
Bruce BIRNIE (79)	2	79	79	79	179	179	179	179	179	179	179	179
Alan BRYCE (47)	3	47	84	55	55	55	55	55	55	55	55	55
Donald MacFADYEN (55)	4	55	55	84	84	84	84	84	84	68	68	68
Sean GILFILLAN (7)	5	7	7	7	68	68	68	68	68	7	7	7
Darren ROSS (84)	6	84	68	68	68	7	7	7	7	7	84	84
Paul WISHART (68)	7	68	47	66	66	66	66	66	66	69	69	69
Jimmy SHANKS (111)	8	111	66	47	47	47	47	47	47	66	66	66
Gavin JONES (71)	9	71	111	69	69	69	69	69	69	11	11	11
Derek BUTCHER (66)	10	66	69	111	119	119	119	119	119	119	50	50
Kristopher DUNCAN (119)	11	119	119	119	111	111	111	111	11	50	50	119
Neil BROWN (12)	12	12	71	71	71	11	11	11	111	111	111	111
Graeme BODEL (33)	13	33	63	63	63	63	63	50	63	63	63	63
Des BURNS (67)	14	67	12	11	11	71	50	50	63	71	71	71
Rodney SCOTT (69)	15	69	11	50	50	50	71	71	71	67	67	67
Tim HASTINGS (50)	16	50	50	12	67	67	67	67	67	33	33	33
Daniel MacLEAN (5)	17	5	67	67	33	33	33	33	33	73	73	73
Kenny PATERSON (63)	18	63	33	33	73	73	73	73	73	5	5	5
Steven PATERSON (37)	19	37	5	73	5	5	5	5	5	82	82	82
Richard HUGHES (11)	20	11	37	5	42	42	82	82	82	42	42	42
Scott ROBERTSON (73)	21	73	73	42	82	82	42	42	42	54	54	54
Paul GEDDES (42)	22	42	42	82	54	54	54	54	54			
Geraint JONES (82)	23	82	82	54								
Gordon DUNCAN (54)	24	54	54									
-	25											

KMSC National Motorcycle Racing AC

KMSC Superbikes & Shirlaws KMSC Clubman

Knockhill 1.267 miles

Race 14 - 2nd Race

07/06/2015 10:45

Race (10 Laps) started at 10:59:59

POLE POSITION

3 55 Donald MacFADYEN	2 179 Andrew TASKER	1 79 Bruce BIRNIE	1
6 84 Darren ROSS	5 7 Sean GILFILLAN	4 68 Paul WISHART	2
9 11 Richard HUGHES	8 66 Derek BUTCHER	7 69 Rodney SCOTT	3
12 111 Jimmy SHANKS	11 119 Kristopher DUNCAN	10 50 Tim HASTINGS	4
15 67 Des BURNS	14 71 Gavin JONES	13 63 Kenny PATERSON	5
18 5 Daniel MacLEAN	17 73 Scott ROBERTSON	16 33 Graeme BODEL	6
21 54 Gordon DUNCAN	20 42 Paul GEDDES	19 82 Geraint JONES	7
24 37 Steven PATERSON	23 12 Neil BROWN	22 47 Alan BRYCE	8
		25 34 John DEAN	9

Clerk of the Course.

Orbits

Sig : Time :

Chief Timekeeper : Ian Sharp (SMART Timing)

Results available at www.smart-timing.co.uk and www.mylaps.com

www.mylaps.com

Licensed to: SMART Timing

Printed: 08/06/2015 21:30:59

KMSC National Motorcycle Racing AC

Sorted on Laps

KMSC 125's

Knockhill 1.267 miles

Race 15 - 2nd Race

07/06/2015 11:00

Race (10 Laps) started at 11:15:56

Pos	No.	Name	Make/Model	CC	Class Code	Laps	Total Tm	Diff	Best Tm	In Lap	Best Speed
1	11	Lewis PATERSON	Aprilia	RS125	F125	10	11:40.620		1:08.719	4	66.373
2	88	Lewis NICOL	Aprilia	RS125	F125	10	11:57.456	16.836	1:09.804	4	65.341
3	27	James McLAREN	Aprilia	RS125	F125	10	12:05.060	24.440	1:10.432	8	64.759
4	9	Rishon HICKEY	Aprilia	125	F125	10	12:27.918	47.298	1:12.911	6	62.557
5	47	Joel BAVIDGE	Aprilia	RS125	F125	9	11:57.236	1 Lap	1:17.108	7	59.152
6	15	Finlay MILNE	Aprilia	125	F125	9	12:18.827	1 Lap	1:19.548	2	57.338
Not classified											
DNF	21	Marc GIBSON	Aprilia	RS125	F125	2	2:50.082	DNF	1:16.155	1	59.892
DNS	37	Liam CAMPBELL	Honda	CBR400	SL			DNS		0	-

Margin of Victory	Avg. Speed	Best Lap Tm	Best Speed	Best Lap by
16.836	65.101	1:08.719	66.373	11 - Lewis PATERSON

Clerk of the Course.

Orbits

Sig : Time :

Chief Timekeeper : Ian Sharp (SMART Timing)

www.mylaps.com

Results available at www.smart-timing.co.uk and www.mylaps.com

Licensed to: SMART Timing

Printed: 08/06/2015 21:11:15

KMSC National Motorcycle Racing AC

KMSC 125's

Knockhill 1.267 miles

Race 15 - 2nd Race

07/06/2015 11:00

Race (10 Laps) started at 11:15:56

Lap	Time of Day	Lap Tm	S1	S2	S3	SFSpd	S1Spd	Lap	Time of Day	Lap Tm	S1	S2	S3	SFSpd	S1Spd
(11) Lewis PATERSON															
1	11:17:13.417	1:09.983	20.571	25.021	24.391	67.310	88.649								
2	11:18:22.240	1:08.823	19.367	24.952	24.504	90.564	88.416								
3	11:19:31.281	1:09.041	19.512	25.290	24.239	88.183	88.532								
4	11:20:40.000	1:08.719	19.379	25.209	24.131	91.677	87.494								
5	11:21:49.328	1:09.328	19.464	25.300	24.564	91.303	87.722								
6	11:22:58.349	1:09.021	19.609	25.136	24.276	88.884	88.183								
7	11:24:08.251	1:09.902	19.666	25.434	24.802	90.564	86.814								
8	11:25:17.541	1:09.290	19.558	25.374	24.358	88.416	88.299								
9	11:26:27.257	1:09.716	19.809	25.340	24.567	91.055	86.590								
10	11:27:37.611	1:10.354	19.788	25.517	25.049	88.183	87.722								
(88) Lewis NICOL															
1	11:17:18.391	1:12.238	21.973	25.914	24.351	65.027	82.240								
2	11:18:29.929	1:11.538	20.941	26.074	24.523	83.675	82.951								
3	11:19:40.862	1:10.933	21.394	25.152	24.387	83.363	80.755								
4	11:20:50.666	1:09.804	20.575	25.245	23.984	83.363	81.938								
5	11:22:00.636	1:09.970	20.577	25.291	24.102	83.054	81.938								
6	11:23:10.671	1:10.035	20.620	24.987	24.428	83.675	80.853								
7	11:24:20.828	1:10.157	20.652	24.988	24.517	81.839	81.244								
8	11:25:31.580	1:10.752	20.681	24.950	25.121	80.176	81.441								
9	11:26:42.598	1:11.018	20.821	25.543	24.654	81.938	80.176								
10	11:27:54.447	1:11.849	21.054	25.249	25.546	80.176	80.755								
(27) James McLAREN															
1	11:17:17.754	1:13.664	21.466	26.594	25.604	66.907	84.625								
2	11:18:30.236	1:12.482	20.925	26.541	25.016	84.946	84.839								
3	11:19:42.566	1:12.330	21.583	26.200	24.547	87.952	78.580								
4	11:20:53.950	1:11.384	20.495	26.056	24.833	87.952	83.054								
5	11:22:05.258	1:11.308	20.837	25.922	24.549	85.596	83.675								
6	11:23:17.157	1:11.899	21.063	25.887	24.949	86.927	83.054								
7	11:24:27.860	1:10.703	20.330	25.746	24.627	84.732	83.260								
8	11:25:38.292	1:10.432	20.127	25.763	24.542	85.379	84.518								
9	11:26:49.829	1:11.537	20.432	26.327	24.778	87.266	83.780								
10	11:28:02.051	1:12.222	20.542	26.264	25.416	85.270	83.780								
(9) Rishon HICKEY															
1	11:17:22.224	1:16.282	22.310	27.307	26.665	62.894									
2	11:18:35.650	1:13.426	21.229	26.449	25.748	81.739	79.890								
3	11:19:48.871	1:13.221	20.855	26.771	25.595	83.571	79.700								
4	11:21:02.552	1:13.681	20.684			83.780									
5	11:22:16.547	1:13.995	21.082	27.345	25.568	80.853									
6	11:23:29.458	1:12.911	20.830	26.491	25.590	82.039	78.950								
7	11:24:42.887	1:13.429	21.161	27.002	25.266	81.146	78.214								
8	11:25:57.013	1:14.126	21.212	27.252	25.662	81.244									
9	11:27:10.391	1:13.378	20.855	27.044	25.479	83.571	80.081								
10	11:28:24.909	1:14.518	21.768	26.669	26.081	78.580									
(47) Joel BAVIDGE															
1	11:17:26.565	1:20.269	24.463	29.181	26.625	57.653	81.343								
2	11:18:44.685	1:18.120	22.509	28.842	26.769	81.244	80.176								
3	11:20:04.511	1:19.826	22.228	29.069	28.529	81.244	80.176								
4	11:21:23.615	1:19.104	22.944	29.228	26.932	80.081	79.136								
5	11:22:41.915	1:18.300	22.290	29.449	26.561	81.441	78.765								
6	11:24:00.282	1:18.367	22.080	29.605	26.682	80.272	79.606								
7	11:25:17.390	1:17.108	22.176	28.286	26.646	80.272	80.368								
8	11:26:35.249	1:17.859	22.243	28.578	27.038	81.938	79.417								
9	11:27:54.227	1:18.978	22.844	29.000	27.134	79.417	79.606								
(15) Finlay MILNE															
1	11:17:29.321	1:22.255	24.556	29.667	28.032	53.558	77.313								
2	11:18:48.869	1:19.548	22.488	28.959	28.101	77.851	76.172								
3	11:20:08.910	1:20.041	22.303	29.606	28.132	76.345	72.159								
4	11:21:29.637	1:20.727	23.215	29.761	27.751	78.214	72.159								
5	11:22:50.214	1:20.577	22.300	30.247	28.030	77.402	71.773								
6	11:24:11.009	1:20.795	23.108	29.469	28.218	77.761	73.022								
7	11:25:32.340	1:21.331	23.057	29.718	28.556	76.345	73.182								
8	11:26:53.191	1:20.851	23.182	29.146	28.523	79.700	70.270								
9	11:28:15.818	1:22.627	23.015	29.936	29.676	75.064	72.392								
(21) Marc GIBSON															
1	11:17:22.486	1:16.155	22.934	27.238	25.983	62.659	83.885								
2	11:18:47.073	1:24.587	21.487	27.121	35.979	86.368	84.625								

Clerk of the Course.

Orbits

Sig : Time :
Chief Timekeeper : Ian Sharp (SMART Timing)

Results available at www.smart-timing.co.uk and www.mylaps.com

www.mylaps.com
Licensed to: SMART Timing


KMSC 125's

Knockhill 1.267 miles

Race 15 - 2nd Race

07/06/2015 11:00

Race (10 Laps) started at 11:15:56



Competitors	Laps											
	0	1	2	3	4	5	6	7	8	9	10	
Lewis PATERSON (11)	1	11	11	11	11	11	11	11	11	11	11	11
James McLAREN (27)	2	27	27	88	88	88	88	88	88	88	88	88
Rishon HICKEY (9)	3	9	88	27	27	27	27	27	27	27	27	27
Lewis NICOL (88)	4	88	9	9	9	9	9	9	9	9	9	9
Joel BAVIDGE (47)	5	47	21	47	47	47	47	47	47	47	47	47
Marc GIBSON (21)	6	21	47	21	15	15	15	15	15	15	15	15
Finlay MILNE (15)	7	15	15	15								
-	8											

KMSC National Motorcycle Racing AC

KMSC 125's

Knockhill 1.267 miles

Race 20 - 3rd Race

07/06/2015 13:30

Race (10 Laps) started at 13:42:50

POLE POSITION

3
27 James McLAREN

2
88 Lewis NICOL

1
11 Lewis PATERSON

6
15 Finlay MILNE

5
47 Joel BAVIDGE

4
9 Rishon HICKEY

8
37 Liam CAMPBELL

7
21 Marc GIBSON

1

2

3

Clerk of the Course.

Orbits

Sig : Time :

Chief Timekeeper : Ian Sharp (SMART Timing)

Results available at www.smart-timing.co.uk and www.mylaps.com

www.mylaps.com

Licensed to: SMART Timing

Printed: 08/06/2015 21:12:45

KMSC National Motorcycle Racing AC

Sorted on Laps

KMSC Superstock 600

Knockhill 1.267 miles

Race 11 - 2nd Race

07/06/2015 10:00

Race (10 Laps) started at 10:09:28

Pos	No.	Name	Make/Model	CC	Class Code	Laps	Total Tm	Diff	Best Tm	In Lap	Best Speed
1	8	Lewis ROLLO	Kawasaki	XR	S6	10	8:53.774		51.971	7	87.762
2	49	Paul McCLUNG	Yamaha	R6 600	S6	10	8:55.294	1.520	52.336	9	87.150
3	30	Liam SHELLCOCK	Triumph	675R	S6	10	8:55.399	1.625	52.498	9	86.881
4	99	Callum GRIGOR	Kawasaki	ZX6R 600	S6	10	9:02.021	8.247	53.108	2	85.883
5	19	Kristopher DUNCAN	Kawasaki	ZX6R	S6	10	9:14.208	20.434	54.432	8	83.794
6	7	Jodie CHALK	Triumph	675	S6	10	9:14.788	21.014	54.448	8	83.770
7	21	Sean COOPER	Triumph	675R	S6	10	9:14.842	21.068	54.345	9	83.928
8	97	Sammi TASKER	Suzuki	GSXR600	S6	10	9:15.054	21.280	54.084	6	84.333
9	51	Mark IRONSIDE	Kawasaki	XR600	S6	10	9:15.851	22.077	54.319	10	83.969
10	28	Paul BOWERBANK	Kawasaki	ZX6R 600	S6	10	9:33.788	40.014	56.133	8	81.255
11	2	Angus MEARNS	Yamaha	R6 600	S6	10	9:34.924	41.150	55.779	2	81.771
12	151	Leon MURPHY	Suzuki	GSXR 600	S6	10	9:45.674	51.900	57.108	7	79.868
13	93	Kyle DUNCAN	Kawasaki	ZX6R 600	S6	9	8:54.138	1 Lap	57.584	4	79.208
14	63	Chris EASTWOOD	Suzuki	GSXR600	S6	9	8:54.313	1 Lap	57.493	9	79.333
15	27	Andrew DONALD	Yamaha	R6 600	S6	9	9:01.026	1 Lap	58.782	2	77.593

Not classified

DNS	41	Lukasz PIEC	Yamaha	R6 600	S6			DNS		0	-
DNS	72	Peter DUNCAN	Triumph	675R	S6			DNS		0	-

Margin of Victory	Avg. Speed	Best Lap Tm	Best Speed	Best Lap by
1.520	85.450	51.971	87.762	8 - Lewis ROLLO

Clerk of the Course.

Orbits

Sig : Time :

Chief Timekeeper : Ian Sharp (SMART Timing)

www.mylaps.com

Results available at www.smart-timing.co.uk and www.mylaps.com

Licensed to: SMART Timing

Printed: 08/06/2015 21:34:09

KMSC National Motorcycle Racing AC

KMSC Superstock 600

Knockhill 1.267 miles

Race 11 - 2nd Race

07/06/2015 10:00

Race (10 Laps) started at 10:09:28

Lap	Time of Day	Lap Tm	S1	S2	S3	SFSpd	S1Spd
(8) Lewis ROLLO							
1	10:10:27.356	54.226	15.879	20.166	18.181	90.442	127.339
2	10:11:20.913	53.557	15.239	19.994	18.324	139.227	125.905
3	10:12:13.832	52.919	15.026	19.809	18.084	137.234	127.824
4	10:13:06.463	52.631	14.781	19.845	18.005	138.081	127.098
5	10:13:59.278	52.815	15.348	19.692	17.775	139.227	127.098
6	10:14:51.675	52.397	14.850	19.623	17.924	141.577	127.339
7	10:15:43.646	51.971	14.680	19.629	17.662	138.939	127.098
8	10:16:35.912	52.266	14.853	19.660	17.753	138.652	127.581
9	10:17:28.717	52.805	14.815	20.002	17.988	139.808	127.098
10	10:18:22.098	53.381	15.048	19.688	18.645	140.099	126.380

Lap	Time of Day	Lap Tm	S1	S2	S3	SFSpd	S1Spd
(49) Paul McLUNG							
1	10:10:27.916	54.577	16.648	19.989	17.940	92.054	123.360
2	10:11:20.989	53.073	15.298	19.770	18.005	139.808	123.587
3	10:12:13.895	52.906	15.139	19.901	17.866	140.392	125.435
4	10:13:06.531	52.636	15.041	19.727	17.868	139.517	125.670
5	10:13:59.161	52.630	15.074	19.591	17.965	140.982	124.735
6	10:14:51.744	52.583	15.107	19.689	17.787	137.516	126.142
7	10:15:44.419	52.675	14.859	19.821	17.995	142.177	127.098
8	10:16:37.026	52.607	14.975	19.701	17.931	138.939	128.068
9	10:17:29.362	52.336	15.099	19.403	17.834	138.652	126.142
10	10:18:23.618	54.256	14.864	20.936	18.456	140.687	125.435

Lap	Time of Day	Lap Tm	S1	S2	S3	SFSpd	S1Spd
(30) Liam SHELLCOCK							
1	10:10:28.344	54.638	16.389	20.272	17.977	90.686	124.044
2	10:11:21.746	53.402	15.410	20.258	17.734	137.798	124.273
3	10:12:14.566	52.820	14.950	19.888	17.982	140.099	127.339
4	10:13:07.069	52.503	14.865	19.918	17.720	135.571	127.098
5	10:13:59.670	52.601	14.948	19.906	17.747	138.366	125.905
6	10:14:52.284	52.614	15.000	19.872	17.742	137.516	127.581
7	10:15:44.851	52.567	14.840	19.964	17.763	138.652	123.587
8	10:16:38.029	53.178	15.318	20.117	17.743	135.571	123.587
9	10:17:30.527	52.498	14.886	19.956	17.656	136.121	126.857
10	10:18:23.723	53.196	14.841	20.256	18.099	138.081	124.968

Lap	Time of Day	Lap Tm	S1	S2	S3	SFSpd	S1Spd
(99) Callum GRIGOR							
1	10:10:28.535	54.894	16.537	20.550	17.807	91.928	122.014
2	10:11:21.643	53.108	15.181	19.935	17.992	140.982	124.044
3	10:12:15.004	53.361	15.085	20.203	18.073	137.234	120.049
4	10:13:08.406	53.402	15.176	20.246	17.980	136.121	124.735
5	10:14:01.721	53.315	14.818	20.156	18.341	136.398	124.044
6	10:14:55.255	53.534	15.109	20.284	18.141	134.484	124.968
7	10:15:48.739	53.484	15.025	20.393	18.066	135.298	124.504
8	10:16:42.788	54.049	15.369	20.486	18.194	134.754	122.014
9	10:17:36.573	53.785	15.215	20.407	18.163	133.415	122.908
10	10:18:30.345	53.772	15.060	20.430	18.282	135.845	121.572

Lap	Time of Day	Lap Tm	S1	S2	S3	SFSpd	S1Spd
(19) Kristopher DUNCAN							
1	10:10:30.717	57.053	16.819	21.853	18.381	93.988	124.273
2	10:11:25.684	54.967	15.557	20.939	18.471	139.227	124.968
3	10:12:20.270	54.586	15.326	20.868	18.392	138.366	126.380
4	10:13:14.995	54.725	15.375	21.105	18.245	138.366	127.098
5	10:14:09.666	54.671	15.419	21.115	18.137	138.939	126.857
6	10:15:04.263	54.597	15.478	21.002	18.117	136.954	127.098
7	10:15:58.945	54.682	15.196	21.217	18.269	138.652	128.313
8	10:16:53.377	54.432	15.304	21.007	18.121	137.516	125.670
9	10:17:47.981	54.604	15.238	21.120	18.246	139.227	124.968
10	10:18:42.532	54.551	15.209	20.895	18.447	137.798	121.352

Lap	Time of Day	Lap Tm	S1	S2	S3	SFSpd	S1Spd
(7) Jodie CHALK							
1	10:10:30.372	56.987	16.983	21.689	18.315	96.976	120.265
2	10:11:25.010	54.638	15.143	21.279	18.216	138.366	124.273
3	10:12:19.820	54.810	15.208	21.260	18.342	131.070	123.587
4	10:13:14.808	54.988	15.250	21.526	18.212	135.845	124.504
5	10:14:09.600	54.792	15.337	21.188	18.267	135.298	124.968
6	10:15:04.131	54.531	15.189	21.184	18.158	133.415	123.815
7	10:15:58.847	54.716	15.206	21.144	18.366	135.298	125.201
8	10:16:53.295	54.448	15.239	20.988	18.221	134.484	125.435
9	10:17:47.938	54.643	15.099	21.167	18.377	135.845	125.435
10	10:18:43.112	55.174	15.418	21.360	18.396	134.484	124.735

Lap	Time of Day	Lap Tm	S1	S2	S3	SFSpd	S1Spd
(21) Sean COOPER							
1	10:10:31.348	57.640	17.146	21.954	18.540	94.518	121.792
2	10:11:25.924	54.576	15.595	20.421	18.560	139.227	122.014
3	10:12:20.759	54.835	15.657	20.493	18.685	134.754	123.360
4	10:13:15.559	54.800	15.527	20.613	18.660	135.845	123.360
5	10:14:10.123	54.564	15.498	20.592	18.474	136.954	122.908
6	10:15:04.783	54.660	15.542	20.575	18.543	136.954	121.792
7	10:15:59.171	54.388	15.433	20.729	18.226	136.398	124.735
8	10:16:54.140	54.969	16.074	20.757	18.138	138.366	119.196
9	10:17:48.485	54.345	15.357	20.542	18.446	139.227	121.352
10	10:18:43.166	54.681	15.528	20.789	18.364	134.215	123.360

Lap	Time of Day	Lap Tm	S1	S2	S3	SFSpd	S1Spd
(97) Sammi TASKER							
1	10:10:31.601	57.768	16.859	22.369	18.540	98.543	119.409
2	10:11:26.916	55.315	15.633	21.335	18.347	138.081	120.697
3	10:12:21.522	54.606	15.526	20.917	18.163	138.366	125.905
4	10:13:16.387	54.865	15.424	21.231	18.210	140.687	122.459
5	10:14:10.757	54.370	15.423	20.805	18.142	136.954	124.735
6	10:15:04.841	54.084	15.431	20.699	17.954	137.798	126.857
7	10:15:59.360	54.519	15.524	20.919	18.076	139.227	125.670
8	10:16:53.940	54.580	15.653	20.835	18.092	138.939	124.504
9	10:17:48.136	54.196	15.168	20.787	18.241	139.517	125.670
10	10:18:43.378	55.242	15.467	21.406	18.369	136.675	125.670

Lap	Time of Day	Lap Tm	S1	S2	S3	SFSpd	S1Spd
(51) Mark IRONSIDE							
1	10:10:31.309	57.444	16.794	22.011	18.639	94.120	120.480
2	10:11:26.461	55.152	15.889	20.822	18.441	134.215	122.236
3	10:12:21.487	55.026	15.585	20.865	18.576	133.150	121.792
4	10:13:16.376	54.889	15.421	20.900	18.568	133.947	121.352
5	10:14:11.557	55.181	15.769	20.922	18.490	131.842	123.133
6	10:15:06.067	54.510	15.504	20.739	18.267	133.415	122.014
7	10:16:00.810	54.743	15.532	20.834	18.377	132.102	121.352
8	10:16:55.173	54.363	15.394	20.763	18.206	134.754	122.908
9	10:17:49.856	54.683	15.520	20.851	18.312	133.150	121.133
10	10:18:44.175	54.319	15.484	20.619	18.216	132.362	120.480

Lap	Time of Day	Lap Tm	S1	S2	S3	SFSpd	S1Spd
(28) Paul BOWERBANK							
1	10:10:32.592	58.242	16.714	22.322	19.206	95.731	124.044
2	10:11:29.699	57.107	16.117	21.699	19.291	135.571	125.201
3	10:12:26.493	56.794	15.710	21.838	19.246	135.571	123.587
4	10:13:23.103	56.610	15.802	21.689	19.119	136.121	124.273
5	10:14:19.576	56.473	15.624	21.800	19.049	136	

KMSC National Motorcycle Racing AC

KMSC Superstock 600

Knockhill 1.267 miles

Race 11 - 2nd Race

07/06/2015 10:00

Race (10 Laps) started at 10:09:28

Lap	Time of Day	Lap Tm	S1	S2	S3	SFSpd	S1Spd	Lap	Time of Day	Lap Tm	S1	S2	S3	SFSpd	S1Spd
3	10:12:32.451	58.776	16.628	22.422	19.726	131.842	113.166								
4	10:13:30.035	57.584	16.275	22.096	19.213	130.306	116.506								
5	10:14:28.501	58.466	16.487	22.696	19.283	132.886	115.305								
6	10:15:26.430	57.929	16.332	22.076	19.521	130.053	115.703								
7	10:16:24.360	57.930	16.247	22.122	19.561	128.313	117.733								
8	10:17:23.150	58.790	16.498	22.508	19.784	127.581	114.129								
9	10:18:22.462	59.312	16.853	22.404	20.055	124.968	114.714								

(63) Chris EASTWOOD

1	10:10:36.801	1:02.276	18.526	23.655	20.095	92.308	115.504
2	10:11:35.732	58.931	16.538	22.779	19.614	132.102	115.107
3	10:12:34.153	58.421	16.675	22.206	19.540	129.053	118.147
4	10:13:33.517	59.364	16.841	22.982	19.541	131.070	116.709
5	10:14:31.544	58.027	16.407	22.068	19.552	130.053	118.356
6	10:15:29.158	57.614	16.006	22.129	19.479	131.070	118.565
7	10:16:27.334	58.176	16.389	22.252	19.535	131.070	116.709
8	10:17:25.144	57.810	16.279	22.157	19.374	130.306	115.703
9	10:18:22.637	57.493	16.197	21.975	19.321	133.150	116.103

(27) Andrew DONALD

1	10:10:35.759	1:00.923	17.635	23.471	19.817	94.385	113.935
2	10:11:34.541	58.782	16.666	22.638	19.478	121.133	120.697
3	10:12:33.701	59.160	16.347	22.275	20.538	126.142	120.697
4	10:13:33.749	1:00.048	16.973	22.921	20.154	120.697	113.166
5	10:14:32.592	58.843	16.808	22.514	19.521	124.273	119.621
6	10:15:32.145	59.553	16.823	22.884	19.846	128.559	117.733
7	10:16:30.977	58.832	16.461	22.602	19.769	131.584	120.265
8	10:17:30.440	59.463	16.776	22.909	19.778	129.551	117.733
9	10:18:29.350	58.910	16.738	22.468	19.704	133.150	118.985

Clerk of the Course.

Orbits

Sig : Time :
 Chief Timekeeper : Ian Sharp (SMART Timing)
 Results available at www.smart-timing.co.uk and www.mylaps.com

www.mylaps.com
 Licensed to: SMART Timing


KMSC Superstock 600

Knockhill 1.267 miles

Race 11 - 2nd Race

07/06/2015 10:00

Race (10 Laps) started at 10:09:28



Competitors	Laps											
	0	1	2	3	4	5	6	7	8	9	10	
Lewis ROLLO (8)	1	8	8	8	8	8	49	8	8	8	8	8
Paul McCLUNG (49)	2	49	49	49	49	49	8	49	49	49	49	49
Jodie CHALK (7)	3	7	30	99	30	30	30	30	30	30	30	30
Callum GRIGOR (99)	4	99	99	30	99	99	99	99	99	99	99	99
Kristopher DUNCAN (19)	5	19	7	7	7	7	7	7	7	7	7	19
Liam SHELLCOCK (30)	6	30	19	19	19	19	19	19	19	19	19	7
Sean COOPER (21)	7	21	51	21	21	21	21	21	21	97	97	21
Sammi TASKER (97)	8	97	21	51	51	51	97	97	97	21	21	97
Mark IRONSIDE (51)	9	51	97	97	97	97	51	51	51	51	51	51
Paul BOWERBANK (28)	10	28	28	2	2	2	2	2	2	28	28	28
Angus MEARNS (2)	11	2	2	28	28	28	28	28	28	2	2	2
Chris EASTWOOD (63)	12	63	151	151	151	151	151	151	151	151	151	151
Leon MURPHY (151)	13	151	93	93	93	93	93	93	93	93	93	93
Kyle DUNCAN (93)	14	93	27	27	27	63	63	63	63	63	63	63
Andrew DONALD (27)	15	27	63	63	63	27	27	27	27	27	27	27
-	16											
-	17											

KMSC National Motorcycle Racing AC

Sorted on Laps

KMSC Cupar Motorcycles Pre-Injection 600

Knockhill 1.267 miles

Race 12 - 3rd Race

07/06/2015 10:15

Race (10 Laps) started at 10:24:17

Pos	No.	Name	Make/Model	CC	Class Code	Laps	Total Tm	Diff	Best Tm	In Lap	Best Speed
1	11	Patrick FORMAN	Yamaha	R6 600	PI6	10	9:21.685		54.772	7	83.274
2	84	Kyle HARPER	Yamaha	R6 600	PI6	10	9:24.881	3.196	55.151	6	82.702
3	21	Michael BURKE	Yamaha	R6 600	PI6	10	9:28.181	6.496	55.392	5	82.342
4	48	David McCAFFERTY	Yamaha	R6 600	PI6	10	9:30.494	8.809	55.642	8	81.972
5	86	Russell WILL	Yamaha	R6 600	PI6	10	9:33.581	11.896	55.113	3	82.759
6	89	Alex BASS	Yamaha	R6 600	PI6	10	9:43.894	22.209	57.031	10	79.976
7	119	Allan HARROW	Yamaha	R6 600	PI6	10	9:44.614	22.929	56.769	10	80.345
8	60	Douglas BROWN	Yamaha	R6 600	PI6	10	9:58.034	36.349	58.411	9	78.086
9	16	Michael CLARK	Honda	CBR600	PI6	10	9:58.696	37.011	58.536	2	77.919
10	6	James WILKEN	Yamaha	R6 600	PI6	10	9:58.858	37.173	58.427	9	78.065
11	91	Lewis SHAND	Yamaha	R6 600	PI6	9	9:24.913	1 Lap	1:00.326	9	75.607
12	58	Barry STEWART	Yamaha	R6 600	PI6	9	9:32.097	1 Lap	1:01.987	7	73.581
13	10	Stuart DEANS	Kawasaki	ZX6 600	PI6	9	9:37.182	1 Lap	1:02.229	9	73.295
14	73	Fraser CAMERON	Yamaha	R6 600	PI6	9	9:37.408	1 Lap	1:02.007	9	73.558
15	65	Sam KENNEDY	Yamaha	R6 600	PI6	9	9:41.230	1 Lap	1:03.094	8	72.290
16	17	Ellie ANDERSON	Yamaha	R6 600	PI6	9	9:57.305	1 Lap	1:04.112	8	71.143
17	81	Stewart MARR	Yamaha	R6 600	PI6	9	9:57.446	1 Lap	1:03.779	9	71.514
18	54	Cameron ROBB	Yamaha	R6 600	PI6	9	9:57.599	1 Lap	1:03.530	9	71.794

Not classified

DNF	92	Andrew CRAIGMILE	Yamaha	YZF R6	PI6	2	2:02.668	DNF	57.047	2	79.953
DNS	87	Chris CHERRY	Honda	CBR600	PI6			DNF		0	-
DNS	9	Warren ROBINSON	Kawasaki	ZX6R	PI6			DNF		0	-
DNS	47	Steven HADDOW	Yamaha	R6 600	PI6			DNF		0	-
DNS	76	Steven BEATTIE	Yamaha	R6 600	PI6			DNF		0	-

Margin of Victory	Avg. Speed	Best Lap Tm	Best Speed	Best Lap by
3.196	81.204	54.772	83.274	11 - Patrick FORMAN

Clerk of the Course.

Orbits

Sig : Time :

Chief Timekeeper : Ian Sharp (SMART Timing)

www.mylaps.com

Results available at www.smart-timing.co.uk and www.mylaps.com

Licensed to: SMART Timing

Printed: 08/06/2015 21:22:56

KMSC National Motorcycle Racing AC

KMSC Cupar Motorcycles Pre-Injection 600

Knockhill 1.267 miles

Race 12 - 3rd Race

07/06/2015 10:15

Race (10 Laps) started at 10:24:17

Lap	Time of Day	Lap Tm	S1	S2	S3	SFSpd	S1Spd
(11) Patrick FORMAN							
1	10:25:19.640	57.169	16.905	21.510	18.754	86.368	115.504
2	10:26:15.122	55.482	15.791	20.755	18.936	129.551	117.321
3	10:27:10.756	55.634	15.755	20.893	18.986	126.857	116.912
4	10:28:06.128	55.372	15.744	20.809	18.819	125.670	117.116
5	10:29:01.356	55.228	15.637	20.818	18.773	128.068	117.940
6	10:29:56.272	54.916	15.594	20.722	18.600	128.068	117.526
7	10:30:51.044	54.772	15.586	20.587	18.599	128.313	117.733
8	10:31:47.601	56.557	15.503	21.769	19.285	126.857	118.775
9	10:32:44.205	55.604	15.800	21.095	18.709	127.581	116.912
10	10:33:38.892	55.687	15.564	21.098	19.025	128.313	116.912

Lap	Time of Day	Lap Tm	S1	S2	S3	SFSpd	S1Spd
(84) Kyle HARPER							
1	10:25:19.476	57.171	16.816	21.335	19.020	89.239	117.321
2	10:26:15.511	56.035	16.100	21.008	18.927	126.618	121.133
3	10:27:10.998	55.487	15.669	20.940	18.878	128.068	119.196
4	10:28:06.527	55.529	15.835	20.897	18.797	128.313	119.409
5	10:29:01.864	55.337	15.568	21.012	18.757	130.053	119.409
6	10:29:57.015	55.151	15.530	20.942	18.679	129.302	121.133
7	10:30:52.551	55.536	15.918	20.706	18.912	131.842	120.480
8	10:31:48.666	56.115	15.566	21.227	19.322	127.824	120.265
9	10:32:44.603	55.937	15.751	21.322	18.864	128.313	118.985
10	10:33:42.088	57.485	15.825	21.340	20.320	127.581	117.733

Lap	Time of Day	Lap Tm	S1	S2	S3	SFSpd	S1Spd
(21) Michael BURKE							
1	10:25:20.467	57.979	16.881	21.975	19.123	90.932	118.356
2	10:26:16.210	55.743	15.703	21.044	18.996	128.805	118.147
3	10:27:11.855	55.645	15.639	20.980	19.026	129.551	110.739
4	10:28:07.627	55.772	15.829	20.934	19.009	129.551	117.733
5	10:29:03.019	55.392	15.627	20.728	19.037	127.581	118.356
6	10:29:59.288	56.269	15.592	21.261	19.416	128.805	120.049
7	10:30:55.919	56.631	15.817	21.645	19.169	118.565	120.049
8	10:31:51.793	55.874	15.642	21.134	19.098	128.805	118.147
9	10:32:48.887	57.094	15.770	21.876	19.448	128.805	115.903
10	10:33:45.388	56.501	15.863	21.530	19.108	124.273	116.709

Lap	Time of Day	Lap Tm	S1	S2	S3	SFSpd	S1Spd
(48) David McCafferty							
1	10:25:22.124	58.436	16.884	22.301	19.251	92.690	119.409
2	10:26:17.694	56.570	15.879	21.503	19.188	130.814	121.133
3	10:27:13.413	55.719	15.483	21.102	19.134	130.560	119.409
4	10:28:09.443	56.030	15.474	21.393	19.163	127.824	118.147
5	10:29:05.359	55.916	15.394	21.260	19.262	132.362	118.985
6	10:30:01.053	55.694	15.481	21.132	19.081	132.886	119.835
7	10:30:57.928	56.875	15.452	22.283	19.140	132.886	121.133
8	10:31:53.570	55.642	15.380	21.318	18.944	131.584	119.621
9	10:32:51.656	58.086	15.587	22.427	20.072	133.415	116.506
10	10:33:47.701	56.045	15.355	21.472	19.218	130.814	119.621

Lap	Time of Day	Lap Tm	S1	S2	S3	SFSpd	S1Spd
(86) Russell WILL							
1	10:25:21.067	57.998	17.198	21.922	18.878	88.183	118.985
2	10:26:16.678	55.611	15.705	21.223	18.683	130.560	119.621
3	10:27:11.791	55.113	15.533	21.020	18.560	131.842	120.915
4	10:28:07.155	58.364	15.542	23.631	19.191	131.842	119.835
5	10:29:07.176	57.021	16.011	21.549	19.461	133.415	119.409
6	10:30:03.442	56.266	15.924	21.411	18.931	129.551	117.940
7	10:31:00.965	57.523	16.125	21.747	19.651	132.886	118.565
8	10:31:57.302	56.337	15.944	21.488	18.905	131.326	120.265
9	10:32:53.995	56.693	16.084	21.694	18.915	131.070	118.985
10	10:33:50.788	56.793	15.956	21.731	19.106	133.680	120.915

Lap	Time of Day	Lap Tm	S1	S2	S3	SFSpd	S1Spd
(89) Alex BASS							
1	10:25:22.113	59.426	17.430	22.553	19.443	93.465	119.196
2	10:26:19.546	57.433	15.939	21.787	19.707	135.298	120.915
3	10:27:17.276	57.730	15.923	22.198	19.609	132.362	119.409
4	10:28:15.000	57.724	16.053	22.009	19.662	132.102	118.985
5	10:29:12.746	57.746	16.148	21.982	19.616	132.624	118.775
6	10:30:09.995	57.249	15.838	21.903	19.508	131.842	120.265
7	10:31:08.146	58.151	15.983	22.679	19.489	130.306	120.697
8	10:32:06.562	58.416	16.196	22.248	19.972	129.551	120.265
9	10:33:04.070	57.508	16.024	21.982	19.502	131.326	117.116
10	10:34:01.101	57.031	15.899	21.982	19.150	130.560	120.915

(119) Allan HARROW							
---------------------------	--	--	--	--	--	--	--

Lap	Time of Day	Lap Tm	S1	S2	S3	SFSpd	S1Spd
1	10:25:23.519	1:00.313	18.146	22.703	19.464	86.814	114.323
2	10:26:20.628	57.109	16.174	21.501	19.434	125.905	115.305
3	10:27:18.761	58.133	15.981	21.858	20.294	124.504	115.703
4	10:28:16.718	57.957	16.504	21.806	19.647	121.352	114.518
5	10:29:14.279	57.561	16.198	21.710	19.653	125.435	116.709
6	10:30:12.098	57.819	16.431	21.784	19.604	122.908	115.107
7	10:31:09.895	57.797	16.576	21.585	19.636	123.133	114.714
8	10:32:07.399	57.504	16.382	21.537	19.585	121.572	116.103
9	10:33:05.052	57.653	16.428	21.779	19.446	121.133	112.597
10	10:34:01.821	56.769	16.133	21.378	19.258	124.735	115.703

Lap	Time of Day	Lap Tm	S1	S2	S3	SFSpd	S1Spd
(60) Douglas BROWN							
1	10:25:25.558	1:01.060	17.971	22.966	20.123	97.399	113.935
2	10:26:24.363	58.805	16.666	22.315	19.824	124.968	114.129
3	10:27:23.208	58.845	16.763	22.207	19.875	125.905	113.549
4	10:28:23.203	59.995	17.152	22.891	19.952	125.201	112.408
5	10:29:21.877	58.674	16.617	22.248	19.809	126.142	113.742
6	10:30:20.704	58.827	16.469	22.432	19.926	126.857	115.305
7	10:31:19.560	58.856	16.407	22.366	20.083	122.908	112.786
8	10:32:18.125	58.565	16.587	22.054	19.924	125.201	112.976
9	10:33:16.536	58.411	16.413	22.144	19.854	125.201	114.714
10	10:34:15.241	58.705	16.530	22.141	20.034	126.142	112.597

Lap	Time of Day	Lap Tm	S1	S2	S3	SFSpd	S1Spd
(16) Michael CLARK							
1	10:25:23.762	1:00.445	17.747	22.875	19.823	95.459	106.859
2	10:26:22.298	58.536	16.213	22.532	19.791	130.053	107.717
3	10:27:21.034	58.736	16.296	22.402	20.038	127.339	109.474
4	10:28:19.964	58.930	16.377	22.676	19.877	121.792	109.653
5	10:29:18.667	58.703	16.257	22.679	19.767	126.857	107.890
6	10:30:17.300	58.633	15.948	22.900	19.785	127.581	109.474
7	10:31:16.920	59.620	16.491	23.194	19.935	124.735	108.238
8	10:32:16.300	59.380	16.434	23.039	19.907	125.435	104.856
9	10:33:16.011	59.711	16.728	22.904	20.079	118.985	107.890
10	10:34:15.903	59.892	17.336	22.870	19.686	118.356	106.183

Lap	Time of Day	Lap Tm	S1	S2	S3	SFSpd	S1Spd
(6) James WILKEN							
1	10:25:24.491	1:00.700	18.032	22.863	19.805	83.467	115.107
2	10:26:23.378	58.887	16.931	22.271	19.685	121.572	115.903
3	10:27:22.842	59.464	16.869	22.540	20.055	122.459	116.103
4	10:28:22.265	59.423	17.053	22.689	19.681	120.480	111.290
5	10:29:21.085	5					

KMSC National Motorcycle Racing AC

KMSC Cupar Motorcycles Pre-Injection 600

Knockhill 1.267 miles

Race 12 - 3rd Race

07/06/2015 10:15

Race (10 Laps) started at 10:24:17

Lap	Time of Day	Lap Tm	S1	S2	S3	SFSpd	S1Spd	Lap	Time of Day	Lap Tm	S1	S2	S3	SFSpd	S1Spd
5	10:29:44.246	1:03.348	18.031	24.102	21.215	122.014	105.848								
6	10:30:47.285	1:03.039	17.438	24.613	20.988	123.587	110.739								
7	10:31:49.738	1:02.453	16.988	24.130	21.335	124.044	112.408								
8	10:32:52.160	1:02.422	17.017	24.076	21.329	124.504	110.739								
9	10:33:54.389	1:02.229	16.987	24.102	21.140	119.835	108.413								

(73) Fraser CAMERON

1	10:25:30.842	1:06.293	19.866	25.130	21.297	86.257	102.611
2	10:26:34.930	1:04.088	17.908	24.836	21.344	119.621	103.882
3	10:27:37.811	1:02.881	17.812	24.192	20.877	120.915	104.204
4	10:28:40.733	1:02.922	17.771	24.248	20.903	117.940	103.242
5	10:29:43.216	1:02.483	17.644	24.012	20.827	120.265	106.689
6	10:30:45.744	1:02.528	17.658	24.003	20.867	116.506	106.015
7	10:31:49.041	1:03.297	17.728	24.174	21.395	121.133	105.515
8	10:32:52.608	1:03.567	18.276	24.128	21.163	113.742	106.351
9	10:33:54.615	1:02.007	17.526	23.765	20.716	116.506	104.529

(65) Sam KENNEDY

1	10:25:29.352	1:05.505	19.290	24.928	21.287	91.802	103.561
2	10:26:32.986	1:03.634	18.199	24.363	21.072	122.683	108.238
3	10:27:36.380	1:03.394	18.444	23.706	21.244	117.526	108.064
4	10:28:39.799	1:03.419	18.146	24.133	21.140	122.908	111.660
5	10:29:42.981	1:03.182	18.284	23.801	21.097	121.792	112.220
6	10:30:46.760	1:03.779	18.337	24.396	21.046	116.912	112.033
7	10:31:50.428	1:03.668	18.100	24.500	21.068	118.565	114.129
8	10:32:53.522	1:03.094	18.262	23.797	21.035	121.572	110.556
9	10:33:58.437	1:04.915	18.196	24.624	22.095	118.985	106.015

(17) Ellie ANDERSON

1	10:25:33.477	1:08.746	19.980	26.098	22.668	89.002	108.941
2	10:26:39.189	1:05.712	17.973	25.518	22.221	126.380	110.922
3	10:27:44.101	1:04.912	17.494	25.327	22.091	127.339	109.832
4	10:28:50.025	1:05.924	17.917	25.769	22.238	127.824	107.201
5	10:29:55.983	1:05.958	18.007	25.282	22.669	125.670	110.012
6	10:31:01.598	1:05.615	17.987	25.164	22.464	125.435	107.890
7	10:32:06.206	1:04.608	17.753	24.835	22.020	123.815	108.238
8	10:33:10.318	1:04.112	17.520	24.846	21.746	128.068	108.238
9	10:34:14.512	1:04.194	17.561	24.855	21.778	126.618	108.064

(81) Stewart MARR

1	10:25:33.961	1:09.488	20.806	25.836	22.846	84.518	101.832
2	10:26:38.952	1:04.991	17.751	25.268	21.972	113.742	102.768
3	10:27:44.718	1:05.766	18.196	25.144	22.426	112.408	102.926
4	10:28:50.538	1:05.820	17.574	25.727	22.519	116.912	103.561
5	10:29:56.448	1:05.910	17.833	25.244	22.833	115.903	100.914
6	10:31:01.813	1:05.365	18.160	25.066	22.139	111.474	106.351
7	10:32:05.644	1:03.831	17.509	24.387	21.935	118.147	102.926
8	10:33:10.874	1:05.230	18.245	24.880	22.105	112.220	100.611
9	10:34:14.653	1:03.779	17.369	24.555	21.855	113.549	102.298

(54) Cameron ROBB

1	10:25:35.622	1:10.469	21.091	26.570	22.808	87.722	95.459
2	10:26:41.973	1:06.351	18.760	25.379	22.212	107.201	105.515
3	10:27:47.193	1:05.220	18.223	25.230	21.767	120.049	106.520
4	10:28:51.623	1:04.430	18.028	24.998	21.404	119.835	104.692
5	10:29:56.688	1:05.065	18.026	24.759	22.280	121.572	108.413
6	10:31:02.036	1:05.348	18.431	25.024	21.893	112.976	103.561
7	10:32:07.100	1:05.064	17.943	25.139	21.982	108.413	108.764
8	10:33:11.276	1:04.176	17.507	24.742	21.927	120.049	110.374
9	10:34:14.806	1:03.530	17.402	24.432	21.696	117.940	109.296

(92) Andrew CRAIGMILE

1	10:25:22.828	59.571	17.419	22.215	19.937	88.068	114.518
2	10:26:19.875	57.047	16.074	21.577	19.396	128.313	112.033

Clerk of the Course.

Orbits

Sig : Time :
 Chief Timekeeper : Ian Sharp (SMART Timing)
 Results available at www.smart-timing.co.uk and www.mylaps.com

www.mylaps.com
 Licensed to: SMART Timing


KMSC Cupar Motorcycles Pre-Injection 600

Knockhill 1.267 miles

Race 12 - 3rd Race

07/06/2015 10:15

Race (10 Laps) started at 10:24:17



Competitors	Laps											
	0	1	2	3	4	5	6	7	8	9	10	
Kyle HARPER (84)	1	84	84	11	11	11	11	11	11	11	11	11
Patrick FORMAN (11)	2	11	11	84	84	84	84	84	84	84	84	84
Michael BURKE (21)	3	21	21	21	86	21	21	21	21	21	21	21
Alex BASS (89)	4	89	86	86	21	48	48	48	48	48	48	48
David McCAFFERTY (48)	5	48	48	48	48	86	86	86	86	86	86	86
Russell WILL (86)	6	86	89	89	89	89	89	89	89	89	89	89
Allan HARROW (119)	7	119	92	92	119	119	119	119	119	119	119	119
Andrew CRAIGMILE (92)	8	92	119	119	16	16	16	16	16	16	16	60
Michael CLARK (16)	9	16	16	16	6	6	6	6	60	60	60	16
Barry STEWART (58)	10	58	6	6	60	60	60	60	6	6	6	6
James WILKEN (6)	11	6	60	60	58	91	91	91	91	91	91	91
Sam KENNEDY (65)	12	65	58	58	91	58	58	58	58	58	58	58
Stuart DEANS (10)	13	10	65	65	65	65	65	73	73	10	10	10
Stewart MARR (81)	14	81	10	91	10	73	73	65	10	73	73	73
Douglas BROWN (60)	15	60	91	10	73	10	10	10	65	65	65	65
Fraser CAMERON (73)	16	73	73	73	17	17	17	17	81	17	17	17
Ellie ANDERSON (17)	17	17	17	81	81	81	81	81	17	81	81	81
Lewis SHAND (91)	18	91	81	17	54	54	54	54	54	54	54	54
Cameron ROBB (54)	19	54	54	54								
-	20											
-	21											
-	22											
-	23											

KMSC National Motorcycle Racing AC

KMSC Cupar Motorcycles Pre-Injection 600

Knockhill 1.267 miles

Race 17 - 4th Race

07/06/2015 12:45

Race (10 Laps) started at 12:46:23

POLE POSITION

3
21 Michael BURKE

2
84 Kyle HARPER

1
11 Patrick FORMAN

6
89 Alex BASS

5
86 Russell WILL

4
48 David McCAFFERTY

9
16 Michael CLARK

8
60 Douglas BROWN

7
119 Allan HARROW

12
58 Barry STEWART

11
91 Lewis SHAND

10
6 James WILKEN

15
65 Sam KENNEDY

14
73 Fraser CAMERON

13
10 Stuart DEANS

18
54 Cameron ROBB

17
81 Stewart MARR

16
17 Ellie ANDERSON

21
9 Warren ROBINSON

20
87 Chris CHERRY

19
92 Andrew CRAIGMILE

23
76 Steven BEATTIE

22
47 Steven HADDOW

1
2
3
4
5
6
7
8

Clerk of the Course.

Orbits

Sig : Time :

Chief Timekeeper : Ian Sharp (SMART Timing)

Results available at www.smart-timing.co.uk and www.mylaps.com

www.mylaps.com

Licensed to: SMART Timing

Printed: 08/06/2015 21:24:14

KMSC National Motorcycle Racing AC

Sorted on Laps

KMSC Superbikes & Shirlaws KMSC Clubman

Knockhill 1.267 miles

Race 14 - 2nd Race

07/06/2015 10:45

Race (10 Laps) started at 10:59:59

Pos	No.	Name	Make/Model	CC	Class Code	Laps	Total Tm	Diff	Best Tm	In Lap	Best Speed
1	79	Bruce BIRNIE	BMW	S1000RR	SB	10	8:45.396		51.385	4	88.763
2	68	Paul WISHART	Kawasaki	ZX10R	SB	10	8:47.381	1.985	52.022	5	87.676
3	179	Andrew TASKER	Kawasaki	ZX10R	SB	10	8:48.836	3.440	52.030	6	87.663
4	55	Donald MacFADYEN	BMW	S1000RR	SB	10	8:52.198	6.802	51.904	5	87.876
5	7	Sean GILFILLAN	Kawasaki	ZX10R	SB	10	8:52.561	7.165	52.097	9	87.550
6	84	Darren ROSS	Kawasaki	ZX10R	SB	10	8:58.227	12.831	52.820	3	86.352
7	50	Tim HASTINGS	Kawasaki	ZX6R 600	SB	10	9:02.229	16.833	52.949	7	86.141
8	11	Richard HUGHES	BMW	S1000RR	C	10	9:08.707	23.311	53.712	3	84.918
9	47	Alan BRYCE	Suzuki	GSXR1000	SB	10	9:18.710	33.314	54.732	8	83.335
10	66	Derek BUTCHER	Yamaha	R1	C	10	9:19.480	34.084	54.506	10	83.681
11	111	Jimmy SHANKS	KTM	RC8	C	10	9:19.846	34.450	54.087	2	84.329
12	71	Gavin JONES	Honda	CBR1000RR	C	10	9:21.216	35.820	55.073	5	82.819
13	67	Des BURNS	Kawasaki	ZX10R	C	10	9:21.265	35.869	54.883	6	83.106
14	63	Kenny PATERSON	BMW	S1000RR	C	10	9:21.856	36.460	55.058	2	82.842
15	73	Scott ROBERTSON	BMW	S1000RR	C	10	9:22.160	36.764	54.727	4	83.343
16	119	Kristopher DUNCAN	Kawasaki	ZX6R 600	C	10	9:22.828	37.432	55.304	6	82.473
17	12	Neil BROWN	Honda	CBR1000	C	10	9:25.885	40.489	55.316	8	82.455
18	69	Rodney SCOTT	BMW	S1000RR	C	10	9:25.966	40.570	54.389	6	83.861
19	33	Graeme BODEL	BMW	S1000RR	C	10	9:26.078	40.682	55.184	4	82.652
20	5	Daniel MacLEAN	Honda	CBR600RR	C	10	9:37.197	51.801	55.987	5	81.467
21	37	Steven PATERSON	Yamaha	R1	C	9	8:45.797	1 Lap	56.411	2	80.855
22	42	Paul GEDDES	Ducati	1098s	C	9	9:16.663	1 Lap	59.789	7	76.286
23	82	Geraint JONES	Suzuki	GSXR1000	C	9	9:16.964	1 Lap	59.437	7	76.738
24	54	Gordon DUNCAN	Suzuki	GSXR 1000	C	9	9:18.943	1 Lap	1:00.352	7	75.575
Not classified											
DNS	34	John DEAN	Suzuki	GSXR 750	SB			DNS		0	-

Margin of Victory	Avg. Speed	Best Lap Tm	Best Speed	Best Lap by
1.985	86.812	51.385	88.763	79 - Bruce BIRNIE

Clerk of the Course.

Orbits

Sig : Time :

Chief Timekeeper : Ian Sharp (SMART Timing)

www.mylaps.com

Results available at www.smart-timing.co.uk and www.mylaps.com

Licensed to: SMART Timing

Printed: 08/06/2015 21:31:16

KMSC National Motorcycle Racing AC

KMSC Superbikes & Shirlaws KMSC Clubman

Knockhill 1.267 miles

Race 14 - 2nd Race

07/06/2015 10:45

Race (10 Laps) started at 10:59:59

Lap	Time of Day	Lap Tm	S1	S2	S3	SFSpd	S1Spd
(79) Bruce BIRNIE							
1	11:00:56.271	53.448	15.856	19.954	17.638	89.716	132.886
2	11:01:47.941	51.670	14.739	19.531	17.400	145.570	128.313
3	11:02:39.367	51.426	14.346	19.541	17.539	145.255	132.102
4	11:03:30.752	51.385	14.480	19.398	17.507	141.279	132.362
5	11:04:22.641	51.889	14.560	19.590	17.739	143.087	131.070
6	11:05:14.764	52.123	14.495	20.143	17.485	142.782	130.306
7	11:06:07.016	52.252	14.766	19.784	17.702	142.177	131.842
8	11:06:59.038	52.022	14.564	19.710	17.748	141.577	130.306
9	11:07:51.410	52.372	14.785	19.891	17.696	142.177	131.326
10	11:08:45.157	53.747	14.880	20.225	18.642	141.877	131.326

Lap	Time of Day	Lap Tm	S1	S2	S3	SFSpd	S1Spd
(68) Paul WISHART							
1	11:00:56.343	53.743	15.742	19.946	18.055	87.722	128.805
2	11:01:49.048	52.705	15.278	19.766	17.661	136.954	124.735
3	11:02:41.106	52.058	14.635	19.638	17.785	140.099	129.053
4	11:03:33.457	52.351	14.731	19.905	17.715	143.699	131.842
5	11:04:25.479	52.022	14.662	19.666	17.694	138.366	126.857
6	11:05:17.585	52.106	14.522	19.841	17.743	139.227	132.886
7	11:06:10.186	52.601	14.964	20.005	17.632	140.982	129.551
8	11:07:02.419	52.233	14.734	19.756	17.743	141.577	127.581
9	11:07:54.553	52.134	14.843	19.585	17.706	140.982	128.559
10	11:08:47.142	52.589	14.782	19.925	17.882	140.392	129.053

Lap	Time of Day	Lap Tm	S1	S2	S3	SFSpd	S1Spd
(179) Andrew TASKER							
1	11:00:56.482	53.723	15.943	20.245	17.535	89.836	130.053
2	11:01:49.043	52.561	15.166	19.951	17.444	141.877	129.053
3	11:02:41.154	52.111	14.849	19.549	17.713	142.479	130.306
4	11:03:33.493	52.339	14.841	19.849	17.649	140.099	130.814
5	11:04:25.689	52.196	14.977	19.659	17.560	144.008	128.313
6	11:05:17.719	52.030	14.772	19.732	17.526	141.877	127.581
7	11:06:10.472	52.753	15.044	20.268	17.441	139.808	129.053
8	11:07:02.742	52.270	14.867	19.763	17.640	140.687	130.053
9	11:07:55.222	52.480	15.017	19.787	17.676	140.392	128.313
10	11:08:48.597	53.375	15.272	20.139	17.964	137.234	128.068

Lap	Time of Day	Lap Tm	S1	S2	S3	SFSpd	S1Spd
(55) Donald MacFADYEN							
1	11:00:59.032	56.221	16.844	21.243	18.134	88.299	125.670
2	11:01:52.085	53.053	15.167	20.215	17.671	138.366	130.560
3	11:02:44.687	52.602	15.079	20.039	17.484	144.008	132.624
4	11:03:37.223	52.536	14.689	20.179	17.668	143.087	135.025
5	11:04:29.127	51.904	14.499	19.679	17.726	142.177	135.845
6	11:05:21.243	52.116	14.534	19.877	17.705	143.087	133.150
7	11:06:14.690	53.447	14.530	20.430	18.487	142.479	134.484
8	11:07:07.155	52.465	14.636	20.180	17.649	142.177	130.560
9	11:07:59.585	52.430	14.634	19.996	17.800	142.177	131.842
10	11:08:51.959	52.374	14.574	20.036	17.764	141.877	132.886

Lap	Time of Day	Lap Tm	S1	S2	S3	SFSpd	S1Spd
(7) Sean GILFILLAN							
1	11:00:57.865	54.878	16.378	20.717	17.783	92.690	131.070
2	11:01:50.807	52.942	14.856	20.265	17.821	141.577	129.302
3	11:02:42.934	52.127	14.639	19.847	17.641	141.279	132.362
4	11:03:35.612	52.678	14.773	20.109	17.796	141.877	133.415
5	11:04:28.161	52.549	14.713	20.014	17.822	141.577	134.215
6	11:05:20.398	52.237	14.622	19.860	17.755	140.392	133.680
7	11:06:14.804	54.406	14.658	20.996	18.752	140.099	132.624
8	11:07:07.573	52.769	14.672	20.323	17.774	135.025	131.584
9	11:07:59.670	52.097	14.685	19.777	17.635	140.392	131.584
10	11:08:52.322	52.652	14.686	20.343	17.623	142.782	132.886

Lap	Time of Day	Lap Tm	S1	S2	S3	SFSpd	S1Spd
(84) Darren ROSS							
1	11:00:57.738	54.947	16.261	20.691	17.995	96.005	131.842
2	11:01:51.404	53.666	15.160	20.360	18.146	141.279	131.326
3	11:02:44.224	52.820	14.784	20.050	17.986	144.008	131.842
4	11:03:37.113	52.889	14.950	20.117	17.822	141.577	132.362
5	11:04:30.079	52.966	15.195	19.963	17.808	142.782	131.842
6	11:05:22.925	52.846	14.877	20.092	17.877	144.628	133.680
7	11:06:16.460	53.535	15.184	20.219	18.132	138.366	131.070
8	11:07:09.468	53.008	14.966	20.182	17.860	141.577	129.302
9	11:08:02.820	53.352	14.806	20.230	18.316	140.687	132.624
10	11:08:57.988	55.168	14.932	20.483	19.753	141.279	129.053

Lap	Time of Day	Lap Tm	S1	S2	S3	SFSpd	S1Spd
(50) Tim HASTINGS							
1	11:00:56.271	53.448	15.856	19.954	17.638	89.716	132.886
2	11:01:47.941	51.670	14.739	19.531	17.400	145.570	128.313
3	11:02:39.367	51.426	14.346	19.541	17.539	145.255	132.102
4	11:03:30.752	51.385	14.480	19.398	17.507	141.279	132.362
5	11:04:22.641	51.889	14.560	19.590	17.739	143.087	131.070
6	11:05:14.764	52.123	14.495	20.143	17.485	142.782	130.306
7	11:06:07.016	52.252	14.766	19.784	17.702	142.177	131.842
8	11:06:59.038	52.022	14.564	19.710	17.748	141.577	130.306
9	11:07:51.410	52.372	14.785	19.891	17.696	142.177	131.326
10	11:08:45.157	53.747	14.880	20.225	18.642	141.877	131.326

Lap	Time of Day	Lap Tm	S1	S2	S3	SFSpd	S1Spd
(11) Richard HUGHES							
1	11:00:58.876	55.733	16.427	20.883	18.423	95.868	125.435
2	11:01:53.123	54.247	15.384	20.696	18.167	139.227	126.142
3	11:02:46.667	53.544	15.135	20.327	18.082	139.517	126.857
4	11:03:39.951	53.284	15.049	20.199	18.036	139.517	125.435
5	11:04:33.312	53.361	15.085	20.220	18.056	139.517	125.905
6	11:05:26.774	53.462	14.968	20.427	18.067	139.227	125.670
7	11:06:19.723	52.949	14.887	20.049	18.013	139.227	125.201
8	11:07:14.523	54.800	14.962	20.924	18.914	139.808	126.618
9	11:08:08.039	53.516	15.216	20.146	18.154	137.234	124.968
10	11:09:01.990	53.951	15.231	20.489	18.231	137.798	124.968

Lap	Time of Day	Lap Tm	S1	S2	S3	SFSpd	S1Spd
(47) Alan BRYCE							
1	11:00:59.605	56.251	16.768	21.203	18.280	97.399	127.098
2	11:01:53.712	54.107	15.273	20.586	18.248	144.628	129.802
3	11:02:47.424	53.712	15.116	20.606	17.990	144.317	129.802
4	11:03:41.145	53.721	15.231	20.597	17.893	135.571	129.802
5	11:04:35.176	54.031	15.054	20.555	18.422	142.479	126.380
6	11:05:29.503	54.327	15.196	20.875	18.256	186.929	129.053
7	11:06:23.724	54.221	15.536	20.732	17.953	140.982	126.380
8	11:07:18.330	54.606	15.776	20.732	17.953	140.982	126.380
9	11:08:14.011	55.681	15.364	21.820	18.497	139.517	129.302
10	11:09:08.468	54.457	15.404	20.703	18.350	138.366	127.339

Lap	Time of Day	Lap Tm	S1	S2	S3	SFSpd	S1Spd
(66) Derek BUTCHER							
1	11:01:01.563	57.380	17.078	21.524	18.778	109.118	123.133
2	11:01:56.683	55.120	15.689	20.776	18.655	132.886	124.735
3	11:02:52.465	55.782	15.695	21.467	18.620	130.306	127.824
4	11:03:47.326	54.861	15.511	20.914	18.436	135.025	127.824
5	11:04:42.210	54.884	15.413	20.970	18.5		

KMSC National Motorcycle Racing AC

KMSC Superbikes & Shirlaws KMSC Clubman

Knockhill 1.267 miles

Race 14 - 2nd Race

07/06/2015 10:45

Race (10 Laps) started at 10:59:59

Lap	Time of Day	Lap Tm	S1	S2	S3	SFSpd	S1Spd
3	11:02:52.659	56.216	15.748	21.486	18.982	132.102	120.915
4	11:03:47.853	55.194	15.526	21.323	18.345	133.680	124.044
5	11:04:43.095	55.242	15.657	21.054	18.531	129.802	122.236
6	11:05:37.978	54.883	15.551	21.056	18.276	132.886	122.236
7	11:06:34.336	56.358	15.671	21.797	18.890	137.516	118.565
8	11:07:29.708	55.372	15.532	21.048	18.792	136.675	124.735
9	11:08:25.667	55.959	15.885	20.941	19.133	134.215	126.857
10	11:09:21.026	55.359	15.683	21.275	18.401	134.754	123.360

Lap	Time of Day	Lap Tm	S1	S2	S3	SFSpd	S1Spd
5	11:04:46.754	55.780	15.798	21.205	18.777	132.362	128.559
6	11:05:42.446	55.692	15.904	21.117	18.671	130.306	126.618
7	11:06:38.182	55.736	15.959	21.124	18.653	127.824	126.142
8	11:07:33.558	55.376	15.666	21.146	18.564	130.053	126.142
9	11:08:29.366	55.808	16.185	20.987	18.636	126.380	127.824
10	11:09:25.839	56.473	15.842	21.550	19.081	128.068	127.581

(63) Kenny PATERSON

1	11:01:03.447	59.114	17.852	22.545	18.717	95.459	119.409
2	11:01:58.505	55.058	15.399	21.333	18.326	136.121	124.968
3	11:02:53.630	55.125	15.471	21.333	18.321	138.081	128.805
4	11:03:49.024	55.394	15.568	21.193	18.633	138.366	125.905
5	11:04:44.143	55.119	15.303	21.204	18.612	135.845	126.380
6	11:05:39.320	55.177	15.316	21.393	18.468	134.754	128.068
7	11:06:35.068	55.748	15.320	21.467	18.961	136.954	125.905
8	11:07:30.376	55.308	15.581	21.304	18.423	136.675	127.824
9	11:08:26.134	55.758	15.625	21.320	18.813	137.234	126.380
10	11:09:21.617	55.483	15.580	21.358	18.545	131.842	125.435

(73) Scott ROBERTSON

1	11:01:03.994	59.507	18.036	22.469	19.002	101.218	118.565
2	11:01:59.694	55.700	15.787	21.359	18.554	135.571	124.504
3	11:02:54.730	55.036	15.520	21.161	18.355	138.366	124.735
4	11:03:49.457	54.727	15.019	21.394	18.314	142.782	126.380
5	11:04:44.430	54.973	15.355	21.119	18.499	137.516	124.968
6	11:05:39.563	55.133	15.521	21.210	18.402	138.081	125.201
7	11:06:35.281	55.718	15.389	21.428	18.901	141.279	123.815
8	11:07:30.772	55.491	15.816	21.148	18.527	135.298	122.236
9	11:08:26.220	55.448	15.665	21.117	18.666	136.675	122.683
10	11:09:21.921	55.701	15.471	21.663	18.567	137.516	123.815

(119) Kristopher DUNCAN

1	11:01:02.299	58.751	17.912	22.069	18.770	90.809	117.733
2	11:01:57.793	55.494	15.654	21.423	18.417	135.845	128.805
3	11:02:53.271	55.478	15.571	21.251	18.656	138.652	128.559
4	11:03:49.239	55.968	16.018	21.514	18.436	138.939	127.824
5	11:04:44.796	55.557	15.696	21.354	18.507	134.754	127.581
6	11:05:40.100	55.304	15.380	21.466	18.458	140.687	126.618
7	11:06:35.776	55.676	15.390	21.488	18.798	140.099	124.968
8	11:07:31.251	55.475	15.591	21.433	18.451	138.366	127.581
9	11:08:26.639	55.388	15.807	21.169	18.412	126.857	127.581
10	11:09:22.589	55.950	15.588	21.605	18.757	132.362	129.053

(12) Neil BROWN

1	11:01:03.574	59.094	17.204	22.762	19.128	109.296	109.474
2	11:01:59.120	55.546	15.720	21.480	18.346	126.380	121.792
3	11:02:54.941	55.821	15.595	21.478	18.748	125.201	124.735
4	11:03:50.468	55.527	15.139	21.965	18.423	135.298	125.435
5	11:04:46.136	55.668	15.464	21.477	18.727	131.842	124.044
6	11:05:41.646	55.510	15.498	21.464	18.548	131.070	126.857
7	11:06:37.450	55.804	15.530	21.653	18.621	134.215	123.133
8	11:07:32.766	55.316	15.295	21.379	18.642	139.517	124.504
9	11:08:28.863	56.097	15.999	21.261	18.837	129.053	124.044
10	11:09:25.646	56.783	15.745	21.922	19.116	132.102	120.697

(69) Rodney SCOTT

1	11:01:10.043	57.385	17.225	21.554	18.606	61.230	124.504
2	11:02:05.980	55.937	15.790	21.630	18.517	131.326	124.504
3	11:03:00.842	54.862	15.685	20.863	18.314	137.516	133.415
4	11:03:56.521	55.679	15.423	21.426	18.830	135.845	123.360
5	11:04:52.215	55.694	15.788	21.455	18.451	133.947	130.053
6	11:05:46.604	54.389	15.385	20.727	18.277	137.516	131.842
7	11:06:41.527	54.923	15.341	20.957	18.625	136.121	128.559
8	11:07:36.587	55.060	15.564	21.001	18.495	138.939	126.380
9	11:08:31.000	54.413	15.280	20.590	18.543	135.025	130.306
10	11:09:25.727	54.727	15.036	21.046	18.645	141.279	124.044

(33) Graeme BODEL

1	11:01:04.181	59.541	18.089	22.649	18.803	96.143	122.014
2	11:02:00.257	56.076	16.031	21.296	18.749	130.306	127.581
3	11:02:55.790	55.533	15.876	20.988	18.669	128.313	127.098
4	11:03:50.974	55.184	15.680	20.944	18.560	130.814	127.824

(5) Daniel MacLEAN

1	11:01:05.879	1:01.429	18.791	23.270	19.368	96.419	118.985
2	11:02:03.291	57.412	16.096	22.101	19.215	132.886	123.815
3	11:03:00.019	56.728	15.991	21.910	18.827	130.814	124.044
4	11:03:56.405	56.386	15.833	21.640	18.913	133.415	124.044
5	11:04:52.392	55.987	15.694	21.300	18.993	131.842	122.908
6	11:05:48.987	56.595	16.155	21.445	18.995	131.842	123.587
7	11:06:46.002	57.015	16.154	21.699	19.162	130.306	122.236
8	11:07:43.270	57.268	16.103	21.822	19.343	129.053	124.273
9	11:08:40.070	56.800	15.991	21.616	19.193	126.857	122.908
10	11:09:36.958	56.888	15.877	21.793	19.218	130.560	122.683

(37) Steven PATERSON

1	11:01:05.441	1:00.484	17.623	23.498	19.363	102.454	120.915
2	11:02:01.852	56.411	15.705	21.767	18.939	135.025	123.815
3	11:02:59.125	57.273	16.099	21.950	19.224	135.298	119.196
4	11:03:56.209	57.084	15.878	22.082	19.124	135.845	120.915
5	11:04:54.088	57.879	16.894	21.824	19.161	130.814	122.014
6	11:05:52.741	58.653	16.756	22.301	19.596	132.102	116.709
7	11:06:50.697	57.956	16.256	22.319	19.381	133.415	117.733
8	11:07:47.730	57.033	15.856	21.878	19.299	136.398	122.014
9	11:08:45.558	57.828	15.903	22.545	19.380	135.845	117.940

(42) Paul GEDDES

1	11:01:09.219	1:04.273	19.154	24.744	20.375	101.371	102.768
2	11:02:10.131	1:00.912	16.497	24.497	19.918	133.150	115.305
3	11:03:11.334	1:01.203	16.595	24.163	20.445	131.326	113.166
4	11:04:13.218	1:01.884	17.207	24.356	20.321	133.680	109.653
5	11:05:14.579	1:01.361	16.982	24.100	20.279	131.584	112.786
6	11:06:14.924	1:00.345	16.868	23.572	19.905	131.842	108.764
7	11:07:14.713	59.789	16.364	23.411	20.014	127.824	112.033
8	11:08:15.926	1:01.213	17.277	23.799	20.137	128.559	110.193
9	11:09:16.424	1:00.498	16.587	23.843	20.068	131.842	113.166

(82) Geraint JONES

1	11:01:08.124	1:03.139	18.998	23.830	20.311	104.043	111.474
2	11:02:10.669	1:02.545	16.740	25.477	20.328	130.560	121.352
3	11:03:11.449	1:00.780	16.896	23.608	20.276	128.559	117.940
4	11:04:13.702	1:02.253	17.354	24.333	20.566	131.584	114.910
5	11:05:14.886	1:01.184	16.940	23.893	20.351	122.236	119.621
6	11:06:15.877	1:00.991	16.932	24.096	19.963	126.380	112.786
7	11:07:15.314	59.437	16.554	23.056	19.827	130.814	118.565
8	11:08:16.586	1:01.272	16.941	24.103	20.228	129.802	108.764
9	11:09:16.725	1:00.139	16.758	23.261	20.120	124.735	116.304

(54) Gordon DUNCAN

1	11:01:07.656	1:03.051	18.886	24.038	20.127	94.518	112.786
2	11:02:08.597	1:00.941	16.668	24.124	20.149	130.306	116.103
3	11:03:11.164	1:02.567	17.145	24.762	20.660	125.201	110.739
4	11:04:12.889	1:01.725	17.096	24.304	20.325	126.618	114.910
5	11:05:14.481	1:01.592	16.730	24.334	20.528	131.584	108.764
6	11:06:16.988	1:02.507	16.904	25.278	20.325	130.814	108.413
7	11:07:17.340	1:00.352	16.341	23.890	20.121	129.302	117.526
8	11:08:17.791	1:00.451	16.				


KMSC Superbikes & Shirlaws KMSC Clubman

Knockhill 1.267 miles

Race 14 - 2nd Race

07/06/2015 10:45

Race (10 Laps) started at 10:59:59



Competitors	Laps											
	0	1	2	3	4	5	6	7	8	9	10	
Paul WISHART (68)	1	68	79	79	79	79	79	79	79	79	79	79
Andrew TASKER (179)	2	179	68	179	68	68	68	68	68	68	68	68
Darren ROSS (84)	3	84	179	68	179	179	179	179	179	179	179	179
Donald MacFADYEN (55)	4	55	84	7	7	7	7	7	55	55	55	55
Bruce BIRNIE (79)	5	79	7	84	84	84	55	55	7	7	7	7
Sean GILFILLAN (7)	6	7	50	55	55	55	84	84	84	84	84	84
Tim HASTINGS (50)	7	50	55	50	50	50	50	50	50	50	50	50
Richard HUGHES (11)	8	11	11	11	11	11	11	11	11	11	11	11
Jimmy SHANKS (111)	9	111	67	111	111	111	111	47	47	47	47	47
Derek BUTCHER (66)	10	66	111	67	47	47	47	47	111	111	111	66
Kristopher DUNCAN (119)	11	119	47	47	67	67	67	67	67	66	66	111
Gavin JONES (71)	12	71	71	71	71	71	71	66	71	67	67	71
Des BURNS (67)	13	67	119	119	119	66	66	71	66	71	71	67
Alan BRYCE (47)	14	47	66	66	66	63	63	63	63	63	63	63
Kenny PATERSON (63)	15	63	63	63	63	119	73	73	73	73	73	73
Daniel MacLEAN (5)	16	5	12	12	73	73	119	119	119	119	119	119
Neil BROWN (12)	17	12	73	73	12	12	12	12	12	12	12	12
Scott ROBERTSON (73)	18	73	33	33	33	33	33	33	33	33	33	69
Gordon DUNCAN (54)	19	54	37	37	37	37	69	69	69	69	69	33
Graeme BODEL (33)	20	33	5	5	5	5	5	5	5	5	5	5
Paul GEDDES (42)	21	42	54	69	69	69	37	37	37	37	37	37
Steven PATERSON (37)	22	37	82	54	54	54	54	42	42	42	42	42
Geraint JONES (82)	23	82	42	42	42	42	42	82	82	82	82	82
Rodney SCOTT (69)	24	69	69	82	82	82	82	54	54	54	54	54
-	25											

KMSC National Motorcycle Racing AC

Sorted on Laps

KMSC Lightweights

Knockhill 1.267 miles

Race 12a - 2nd Race

07/06/2015 10:30

Race (10 Laps) started at 10:39:42

Pos	No.	Name	Make/Model	CC	Class Code	Laps	Total Tm	Diff	Best Tm	In Lap	Best Speed
1	5	Gillian McGAW	Kawasaki	400	SL	10	9:36.892		56.425	4	80.835
2	31	Torquil PATERSON	Kawasaki	ER6	SL	10	9:38.331	1.439	56.340	3	80.957
3	15	Keith DICKIE	Kawasaki	ER6	SL	10	9:44.383	7.491	57.396	4	79.467
4	12	Dan JAMES	Suzuki	SV650	SL	10	9:54.379	17.487	58.045	9	78.579
5	84	Lee NAYLOR	Suzuki	SV650	SL	10	9:54.630	17.738	57.571	4	79.226
6	21	Grant REID	Kawasaki	ER6	SL	10	9:54.813	17.921	58.208	10	78.359
7	4	Alan GIBSON	Suzuki	SV650	SL	10	10:02.451	25.559	58.686	5	77.720
8	70	John ANDRUCCI	Suzuki	GSXR1100	PCS	10	10:12.728	35.836	59.392	4	76.796
9	13	Andrew BARTON	Suzuki	SV650	SL	10	10:13.640	36.748	59.788	2	76.288
10	39	Stuart HAMILTON	Kawasaki	ZXR400	F4	10	10:22.013	45.121	1:00.569	10	75.304
11	44	Derek ADAMS	Weslake	900	CS	10	10:35.579	58.687	1:01.112	10	74.635
12	10	Marc McEWAN	Suzuki	SV650	SL	10	10:36.627	59.735	1:01.175	10	74.558
13	25	Jim PURVIS	Yamaha	FZR400	SL	9	9:40.260	1 Lap	1:02.571	4	72.895
14	118	Rod WALKER	Kawasaki	ZXR400	SL	9	9:55.027	1 Lap	1:03.035	5	72.358
15	56	Phil WALTERS	Suzuki	SV650	SL	9	10:01.131	1 Lap	1:04.130	4	71.123
16	54	Ryan GIBSON	Kawasaki	ZXR400	SL	9	10:15.930	1 Lap	1:06.842	6	68.237
17	74	Christine WATSON	Honda	CBR400RR	SL	9	10:17.663	1 Lap	1:06.161	6	68.939
18	88	Ryan FRAME	Honda	RVF400	SL	9	10:18.216	1 Lap	1:06.647	6	68.437
19	16	Gerry KEIRNAN	Suzuki	SV650	SL	9	10:28.509	1 Lap	1:08.001	9	67.074
20	37	Liam CAMPBELL	Honda	CBR400	SL	9	10:29.228	1 Lap	1:07.473	9	67.599
21	34	Charles MORRISON	Kawasaki	ZXR400	SL	8	10:03.837	2 Laps	1:11.626	3	63.679
Not classified											
DNF	79	Ashley ROBSON	Kawasaki	ZXR400	SL	6	6:16.929	DNF	1:00.472	6	75.425
DNS	51	Leon MURPHY	Kawasaki	ZXR400	SL			DNF		0	-
DNS	112	Gordon MILLAR	Suzuki	SV650	SL			DNF		0	-
DNS	18	Vic ALLAN	Kawasaki	ER6	SL			DNF		0	-

Announcements

New Track Record (1:00.569) for KMSC Formula 400 by Stuart HAMILTON.

Margin of Victory	Avg. Speed	Best Lap Tm	Best Speed	Best Lap by
1.439	79.063	56.340	80.957	31 - Torquil PATERSON

Clerk of the Course.

Orbits

Sig : Time :

Chief Timekeeper : Ian Sharp (SMART Timing)

www.mylaps.com

Results available at www.smart-timing.co.uk and www.mylaps.com

Licensed to: SMART Timing

Printed: 08/06/2015 21:28:08

KMSC National Motorcycle Racing AC

KMSC Lightweights

Knockhill 1.267 miles

Race 12a - 2nd Race

07/06/2015 10:30

Race (10 Laps) started at 10:39:42

Lap	Time of Day	Lap Tm	S1	S2	S3	SFSpd	S1Spd
(5) Gillian McGAW							
1	10:40:46.582	59.101	18.490	21.687	18.924	79.606	111.290
2	10:41:43.009	56.427	16.136	21.102	19.189	123.815	110.012
3	10:42:39.514	56.505	16.020	21.298	19.187	120.480	110.556
4	10:43:35.939	56.425	15.938	21.360	19.127	120.697	110.012
5	10:44:32.777	56.838	15.957	21.676	19.205	119.196	110.012
6	10:45:29.552	56.775	15.817	21.742	19.216	119.835	111.474
7	10:46:26.101	56.549	16.184	21.301	19.064	118.775	109.832
8	10:47:22.876	56.775	16.119	21.474	19.182	119.835	108.413
9	10:48:22.623	59.747	16.029	24.601	19.117	119.409	108.941
10	10:49:19.315	56.692	15.915	21.458	19.319	121.352	111.105

Lap	Time of Day	Lap Tm	S1	S2	S3	SFSpd	S1Spd
(31) Torquil PATERSON							
1	10:40:46.313	58.958	17.748	21.511	19.699	80.176	104.692
2	10:41:43.399	57.086	16.393	21.319	19.374	114.714	105.349
3	10:42:39.739	56.340	16.105	20.997	19.238	114.714	106.351
4	10:43:36.099	56.360	16.095	21.089	19.176	116.506	106.689
5	10:44:32.854	56.755	16.090	21.528	19.137	118.775	107.201
6	10:45:30.032	57.178	16.292	21.589	19.297	118.147	104.692
7	10:46:26.436	56.404	16.238	21.047	19.119	115.703	106.351
8	10:47:23.039	56.603	16.288	21.258	19.057	116.912	106.520
9	10:48:22.933	59.894	16.449	24.186	19.259	116.912	105.681
10	10:49:20.754	57.821	16.253	21.148	20.420	114.518	106.351

Lap	Time of Day	Lap Tm	S1	S2	S3	SFSpd	S1Spd
(15) Keith DICKIE							
1	10:40:46.546	58.930	17.835	21.605	19.490	83.260	107.544
2	10:41:44.369	57.823	16.598	21.546	19.679	116.709	111.290
3	10:42:41.821	57.452	16.563	21.241	19.648	116.304	107.544
4	10:43:39.217	57.396	16.375	21.297	19.724	116.304	108.764
5	10:44:37.686	58.469	16.471	22.138	19.860	115.703	107.544
6	10:45:35.590	57.904	16.575	21.390	19.939	116.709	108.413
7	10:46:33.531	57.941	16.403	21.587	19.951	114.129	109.296
8	10:47:31.381	57.850	16.627	21.562	19.661	114.518	107.544
9	10:48:29.213	57.832	16.548	21.386	19.898	115.107	108.941
10	10:49:26.806	57.593	16.749	21.168	19.676	114.323	108.413

Lap	Time of Day	Lap Tm	S1	S2	S3	SFSpd	S1Spd
(12) Dan JAMES							
1	10:40:48.601	1:00.664	18.070	22.488	20.106	83.363	106.520
2	10:41:47.464	58.863	16.868	21.870	20.125	118.356	108.588
3	10:42:46.390	58.926	16.826	22.023	20.077	116.304	110.012
4	10:43:45.040	58.650	16.968	21.684	19.998	116.912	109.653
5	10:44:43.574	58.534	16.592	21.777	20.165	117.321	107.372
6	10:45:42.103	58.529	16.874	21.764	19.891	116.103	107.717
7	10:46:40.702	58.599	16.719	22.125	19.755	117.321	110.193
8	10:47:40.034	59.332	16.388	22.862	20.082	118.147	109.474
9	10:48:38.079	58.045	16.543	21.556	19.946	116.709	110.012
10	10:49:36.802	58.723	16.565	22.150	20.008	115.504	108.764

Lap	Time of Day	Lap Tm	S1	S2	S3	SFSpd	S1Spd
(84) Lee NAYLOR							
1	10:40:49.761	1:01.957	18.678	23.174	20.105	80.272	106.520
2	10:41:48.530	58.769	16.491	22.526	19.752	120.915	108.238
3	10:42:46.628	58.098	16.131	22.109	19.858	121.792	111.846
4	10:43:44.199	57.571	16.044	21.957	19.570	121.572	112.976
5	10:44:43.124	58.925	16.177	22.046	20.702	121.572	112.976
6	10:45:41.665	58.541	16.279	22.247	20.015	118.775	113.166
7	10:46:40.426	58.761	16.422	22.363	19.976	119.196	112.033
8	10:47:40.594	1:01.168	16.373	24.117	19.678	118.565	113.549
9	10:48:38.654	58.060	16.133	22.173	19.754	120.697	110.922
10	10:49:37.053	58.399	16.209	22.408	19.782	120.480	110.193

Lap	Time of Day	Lap Tm	S1	S2	S3	SFSpd	S1Spd
(21) Grant REID							
1	10:40:48.070	1:00.551	18.265	22.317	19.969	88.649	113.742
2	10:41:46.951	58.881	16.692	22.047	20.142	125.435	113.935
3	10:42:45.806	58.855	16.876	21.998	19.981	121.133	113.357
4	10:43:44.033	58.227	16.430	21.945	19.852	122.459	114.129
5	10:44:43.316	59.283	16.831	22.050	20.402	123.133	113.166
6	10:45:41.742	58.426	16.594	22.058	19.774	124.968	110.556
7	10:46:41.107	59.365	16.571	22.980	19.814	125.435	114.129
8	10:47:40.441	59.334	16.406	22.945	19.983	125.435	113.357
9	10:48:39.028	58.587	16.607	22.230	19.750	120.697	115.107
10	10:49:37.236	58.208	16.635	22.002	19.571	124.968	114.910

(4) Alan GIBSON							
-----------------	--	--	--	--	--	--	--

Lap	Time of Day	Lap Tm	S1	S2	S3	SFSpd	S1Spd
(70) John ANDRUCCI							
1	10:40:49.352	1:01.399	18.522	22.764	20.113	83.780	105.681
2	10:41:48.433	59.081	16.743	22.243	20.095	115.903	105.681
3	10:42:48.001	59.568	17.138	22.223	20.207	115.703	105.349
4	10:43:47.626	59.625	16.872	22.275	20.478	116.506	107.717
5	10:44:46.312	58.686	16.447	22.190	20.049	115.504	107.717
6	10:45:47.281	1:00.969	18.567	22.171	20.231	115.703	101.678
7	10:46:46.551	59.270	16.713	22.225	20.332	115.703	106.859
8	10:47:45.884	59.333	16.620	22.597	20.116	114.714	107.544
9	10:48:45.099	59.215	16.713	22.559	19.943	117.940	107.030
10	10:49:44.874	59.775	16.758	22.379	20.638	116.709	106.015

Lap	Time of Day	Lap Tm	S1	S2	S3	SFSpd	S1Spd
(13) Andrew BARTON							
1	10:40:51.990	1:03.597	19.180	24.231	20.186	85.815	103.721
2	10:41:51.971	59.981	17.073	22.887	20.021	119.835	110.374
3	10:42:51.632	59.661	16.565	23.159	19.937	123.815	107.030
4	10:43:51.024	59.392	16.505	22.697	20.190	127.098	109.832
5	10:44:51.165	1:00.141	17.080	22.928	20.133	115.703	112.786
6	10:45:52.193	1:01.028	17.181	23.589	20.258	112.408	113.166
7	10:46:53.018	1:00.825	17.251	23.164	20.410	118.985	
8	10:47:54.741	1:01.723	16.868	23.862	20.993	117.116	111.105
9	10:48:54.923	1:00.182	16.932	23.557	19.693	119.196	108.413
10	10:49:55.151	1:00.228	16.767	23.383	20.078	124.044	107.890

Lap	Time of Day	Lap Tm	S1	S2	S3	SFSpd	S1Spd
(39) Stuart HAMILTON							
1	10:40:51.566	1:03.357	19.240	23.741	20.376	84.518	107.030
2	10:41:51.354	59.788	16.688	22.749	20.351	115.903	108.941
3	10:42:51.491	1:00.137	16.986	22.675	20.476	113.357	109.118
4	10:43:51.642	1:00.151	17.030	22.886	20.235	113.935	109.832
5	10:44:51.628	59.986	16.828	22.762	20.396	116.506	109.832
6	10:45:52.613	1:00.985	16.984	23.857	20.144	116.709	110.374
7	10:46:53.607	1:00.994	16.963	23.202	20.829	116.304	109.296
8	10:47:54.477	1:00.870	16.756	23.422	20.692	114.518	109.118
9	10:48:54.827	1:00.350	17.123	23.090	20.137	112.408	108.588
10	10:49:56.063	1:01.236	17.582	23.469	20.185	115.903	108.064

Lap	Time of Day	Lap Tm	S1	S2	S3	SFSpd	S1Spd
(44) Derek ADAMS							
1	10:40:51.855	1:03.507	18.836	23.598	21.073	86.590	103.882
2	10:41:53.388	1:01.533	17.186	23.397	20.950	109.832	104.529
3	10:42:54.421	1:01.033	17.266	23.032	20.735	110.556	104.204
4	10:43:55.287	1:00.866	17.069	22.905	20.892	112.033	104.043

KMSC National Motorcycle Racing AC

KMSC Lightweights

Knockhill 1.267 miles

Race 12a - 2nd Race

07/06/2015 10:30

Race (10 Laps) started at 10:39:42

Lap	Time of Day	Lap Tm	S1	S2	S3	SFSpd	S1Spd
3	10:43:03.855	1:04.111	17.964	24.375	21.772	105.349	98.833
4	10:44:06.426	1:02.571	17.746	23.267	21.558	105.020	100.762
5	10:45:09.467	1:03.041	17.812	23.485	21.744	106.183	100.011
6	10:46:12.530	1:03.063	17.940	23.257	21.866	101.832	99.566
7	10:47:16.040	1:03.510	17.690	24.018	21.802	105.184	100.310
8	10:48:18.887	1:02.847	17.690	23.522	21.635	106.015	100.460
9	10:49:22.683	1:03.796	17.660	23.309	22.827	105.349	99.125

Lap	Time of Day	Lap Tm	S1	S2	S3	SFSpd	S1Spd
(37) Liam CAMPBELL							
1	10:41:02.160	1:11.766	20.518	27.776	23.472	89.002	91.055
2	10:42:10.940	1:08.780	19.640	25.762	23.378	106.183	97.117
3	10:43:19.740	1:08.800	19.281	26.199	23.320	106.689	95.459
4	10:44:27.961	1:08.221	19.128	25.992	23.101	107.544	97.257
5	10:45:37.122	1:09.161	19.092	26.225	23.844	105.349	95.188
6	10:46:46.386	1:09.264	19.056	26.918	23.290	104.856	95.323
7	10:47:55.575	1:09.189	19.146	27.318	22.725	106.689	97.824
8	10:49:04.178	1:08.603	19.112	26.370	23.121	108.413	98.254
9	10:50:11.651	1:07.473	19.066	25.445	22.962	107.372	94.252

(118) Rod WALKER							
1	10:40:57.609	1:08.209	20.049	25.942	22.218	87.266	102.611
2	10:42:02.652	1:05.043	18.226	24.864	21.953	115.903	103.084
3	10:43:06.552	1:03.900	18.138	24.228	21.534	112.220	104.204
4	10:44:10.808	1:04.256	18.047	24.544	21.665	115.107	105.681
5	10:45:13.843	1:03.035	17.585	24.476	20.974	114.323	102.611
6	10:46:17.381	1:03.538	17.684	24.413	21.441	115.107	105.349
7	10:47:22.006	1:04.625	17.887	25.158	21.580	113.935	103.721
8	10:48:28.898	1:06.892	18.851	25.587	22.454	113.742	102.611
9	10:49:37.450	1:08.552	19.089	25.166	24.297	111.290	104.529

(34) Charles MORRISON							
1	10:41:06.093	1:15.398	21.515	28.270	25.613	75.148	86.035
2	10:42:18.004	1:11.911	20.690	27.094	24.127	96.976	85.596
3	10:43:29.630	1:11.626	19.935	27.010	24.681	96.558	90.686
4	10:44:44.703	1:15.073	20.460	29.293	25.320	97.399	85.162
5	10:45:59.008	1:14.305	20.422	28.672	25.211	99.863	84.200
6	10:47:16.237	1:17.229	21.261	29.820	26.148	94.518	86.927
7	10:48:31.742	1:15.505	20.813	28.787	25.905	95.053	85.925
8	10:49:46.260	1:14.518	20.603	28.402	25.513	94.919	83.571

(56) Phil WALTERS							
1	10:40:54.150	1:05.106	19.497	24.307	21.302	86.590	102.926
2	10:42:06.182	1:12.032	18.051	31.479	22.502	111.660	103.882
3	10:43:11.417	1:05.235	19.433	24.315	21.487	103.882	101.218
4	10:44:15.547	1:04.130	18.553	24.007	21.570	108.413	102.926
5	10:45:20.430	1:04.883	18.502	24.813	21.568	110.193	97.399
6	10:46:25.382	1:04.952	18.997	24.493	21.462	110.012	102.298
7	10:47:31.435	1:06.053	19.048	24.767	22.238	108.941	102.768
8	10:48:36.755	1:05.320	18.940	24.707	21.673	105.020	99.863
9	10:49:43.554	1:06.799	19.295	25.152	22.352	109.474	90.932

(79) Ashley ROBSON							
1	10:40:53.668	1:04.496	19.606	23.831	21.059	84.625	105.184
2	10:41:55.094	1:01.426	17.626	23.083	20.717	112.408	104.529
3	10:42:57.045	1:01.951	17.548	23.644	20.759	109.296	104.366
4	10:43:58.124	1:01.079	17.641	23.035	20.403	110.012	104.692
5	10:44:58.880	1:00.756	17.533	22.684	20.539	111.660	103.402
6	10:45:59.352	1:00.472	17.441	22.553	20.478	110.374	104.856

(54) Ryan GIBSON							
1	10:40:58.421	1:09.232	20.905	26.333	21.994	83.675	89.120
2	10:42:06.581	1:08.160	19.221	26.319	22.620	109.296	92.308
3	10:43:14.288	1:07.707	19.690	25.330	22.687	105.184	93.857
4	10:44:21.404	1:07.116	19.576	25.005	22.535	105.184	93.595
5	10:45:28.557	1:07.153	19.529	25.546	22.078	106.351	92.435
6	10:46:35.399	1:06.842	19.272	25.253	22.317	107.544	92.054
7	10:47:44.522	1:09.123	19.254	27.483	22.386	107.544	93.988
8	10:48:51.492	1:06.970	19.702	25.407	21.861	107.717	90.809
9	10:49:58.353	1:06.861	19.011	25.423	22.427	106.183	92.435

(74) Christine WATSON							
1	10:41:02.275	1:11.871	21.004	27.613	23.254	86.035	90.932
2	10:42:08.746	1:06.471	18.743	25.286	22.442	108.238	95.459
3	10:43:15.320	1:06.574	18.900	25.463	22.211	107.717	91.677
4	10:44:21.931	1:06.611	19.083	24.949	22.579	106.015	97.682
5	10:45:29.672	1:07.741	19.676	25.752	22.313	101.066	95.868
6	10:46:35.833	1:06.161	19.139	25.123	21.899	100.310	97.824
7	10:47:45.060	1:09.227	19.175	27.234	22.818	105.349	97.682
8	10:48:53.084	1:08.024	19.635	25.717	22.672	104.692	96.697
9	10:50:00.086	1:07.002	19.025	25.279	22.698	102.926	96.005

(88) Ryan FRAME							
1	10:40:59.819	1:09.960	21.321	25.874	22.765	77.581	91.055
2	10:42:07.613	1:07.794	19.088	25.358	23.348	102.768	92.818
3	10:43:15.591	1:07.978	19.924	24.666	23.388	102.454	90.077
4	10:44:23.033	1:07.442	19.968	24.673	22.801	93.076	92.435
5	10:45:30.415	1:07.382	19.590	25.197	22.595	100.161	90.564
6	10:46:37.062	1:06.647	19.651	24.617	22.379	99.566	91.303
7	10:47:45.785	1:08.723	19.286	26.243	23.194	99.714	91.677
8	10:48:53.775	1:07.990	19.814	25.065	23.111	100.011	92.562
9	10:50:00.639	1:06.864	19.901	24.552	22.411	99.272	90.564

(16) Gerry KEIRNAN							
1	10:41:00.582	1:11.297	20.650	26.931	23.716	86.368	91.055
2	10:42:09.435	1:08.853	18.907	26.559	23.387	106.859	87.266
3	10:43:18.169	1:08.734	19.212	26.266	23.256	105.020	88.299
4	10:44:26.948	1:08.779	19.105	26.251	23.423	105.349	90.198
5	10:45:36.536	1:09.588	19.003	26.831	23.754	104.204	90.320
6	10:46:45.677	1:09.141	19.338	26.759	23.044	101.218	92.818
7	10:47:54.770	1:09.093	19.197	26.761	23.135	104.366	86.814
8	10:49:02.931	1:08.161	19.046	26.342	22.773	101.371	90.077
9	10:50:10.932	1:08.001	18.931	25.890	23.180	107.030	92.308

Clerk of the Course.

Orbits

Sig : Time :
 Chief Timekeeper : Ian Sharp (SMART Timing)
 Results available at www.smart-timing.co.uk and www.mylaps.com

www.mylaps.com
 Licensed to: SMART Timing


KMSC Lightweights

Knockhill 1.267 miles

Race 12a - 2nd Race

07/06/2015 10:30

Race (10 Laps) started at 10:39:42



Competitors	Laps										
	0	1	2	3	4	5	6	7	8	9	10
Torquil PATERSON (31)	1	31	31	5	5	5	5	5	5	5	5
Gillian McGAW (5)	2	5	15	31	31	31	31	31	31	31	31
Grant REID (21)	3	21	5	15	15	15	15	15	15	15	15
Keith DICKIE (15)	4	15	21	21	21	84	84	84	12	12	12
Lee NAYLOR (84)	5	84	12	12	84	21	21	12	21	84	84
Dan JAMES (12)	6	12	4	4	84	12	12	12	21	84	21
Alan GIBSON (4)	7	4	84	84	4	4	4	4	4	4	4
Andrew BARTON (13)	8	13	13	13	70	70	70	70	13	13	70
Stuart HAMILTON (39)	9	39	39	70	70	13	13	13	70	70	13
John ANDRUCCI (70)	10	70	70	39	39	39	39	39	39	39	39
Marc McEWAN (10)	11	10	79	79	79	79	79	10	44	44	44
Phil WALTERS (56)	12	56	56	10	10	10	10	44	10	10	10
Ashley ROBSON (79)	13	79	44	44	44	44	44	25	25	25	
Ryan GIBSON (54)	14	54	10	25	25	25	25	118	118	118	
Gerry KEIRNAN (16)	15	16	25	118	118	118	118	56	56	56	
Rod WALKER (118)	16	118	118	56	56	56	56	54	54	54	
Derek ADAMS (44)	17	44	54	54	54	54	54	74	74	74	
Jim PURVIS (25)	18	25	88	88	74	74	74	74	88	88	88
Ryan FRAME (88)	19	88	16	74	88	88	88	88	16	16	16
Liam CAMPBELL (37)	20	37	37	16	16	16	16	37	37	37	
Christine WATSON (74)	21	74	74	37	37	37	37	34	34		
Charles MORRISON (34)	22	34	34	34	34	34	34				
-	23										
-	24										
-	25										

KMSC National Motorcycle Racing AC

Sorted on Laps

Scottish Championship Superstock 600

Knockhill 1.267 miles

Race 16 - 2nd Race

07/06/2015 12:30

Race (10 Laps) started at 12:31:39

Pos	No.	Name	Make/Model	CC	Class Code	Laps	Total Tm	Diff	Best Tm	In Lap	Best Speed
1	8	Lewis ROLLO	Kawasaki	XR	S6	10	8:49.541		51.863	9	87.945
2	49	Paul McCLUNG	Yamaha	R6 600	S6	10	8:49.721	0.180	51.734	6	88.164
3	30	Liam SHELLCOCK	Triumph	675R	S6	10	8:58.184	8.643	52.644	3	86.640
4	99	Callum GRIGOR	Kawasaki	ZX6R 600	S6	10	9:05.250	15.709	53.053	3	85.972
5	7	Jodie CHALK	Triumph	675	S6	10	9:11.044	21.503	54.166	4	84.206
6	97	Sammi TASKER	Suzuki	GSXR600	S6	10	9:11.404	21.863	53.972	2	84.508
7	19	Kristopher DUNCAN	Kawasaki	ZX6R	S6	10	9:12.375	22.834	54.047	9	84.391
8	51	Mark IRONSIDE	Kawasaki	XR600	S6	10	9:18.070	28.529	54.644	3	83.469
9	2	Angus MEARNS	Yamaha	R6 600	S6	10	9:29.984	40.443	54.918	2	83.053
10	28	Paul BOWERBANK	Kawasaki	ZX6R 600	S6	10	9:33.887	44.346	55.812	2	81.722
11	72	Peter DUNCAN	Triumph	675R	S6	10	9:46.047	56.506	56.668	2	80.488
12	63	Chris EASTWOOD	Suzuki	GSXR600	S6	9	8:49.770	1 Lap	56.806	9	80.292
13	151	Leon MURPHY	Suzuki	GSXR 600	S6	9	8:51.017	1 Lap	56.804	8	80.295
14	27	Andrew DONALD	Yamaha	R6 600	S6	9	8:54.521	1 Lap	58.050	8	78.572
Not classified											
DNF	41	Lukasz PIEC	Yamaha	R6 600	S6	5	5:03.996	DNF	58.294	2	78.243
DNS	21	Sean COOPER	Triumph	675R	S6			DNS		0	-
DNS	93	Kyle DUNCAN	Kawasaki	ZX6R 600	S6			DNS		0	-

Margin of Victory	Avg. Speed	Best Lap Tm	Best Speed	Best Lap by
0.180	86.133	51.734	88.164	49 - Paul McCLUNG

Clerk of the Course.

Orbits

Sig : Time :

Chief Timekeeper : Ian Sharp (SMART Timing)

www.mylaps.com

Results available at www.smart-timing.co.uk and www.mylaps.com

Licensed to: SMART Timing

Printed: 08/06/2015 21:42:30

KMSC National Motorcycle Racing AC

Scottish Championship Superstock 600

Knockhill 1.267 miles

Race 16 - 2nd Race

07/06/2015 12:30

Race (10 Laps) started at 12:31:39

Lap	Time of Day	Lap Tm	S1	S2	S3	SFSpd	S1Spd
(8) Lewis ROLLO							
1	12:32:38.474	53.990	16.091	19.811	18.088	83.571	127.098
2	12:33:31.132	52.658	14.935	19.793	17.930	138.939	126.857
3	12:34:23.567	52.435	14.839	19.820	17.776	138.652	126.142
4	12:35:16.039	52.472	14.934	19.643	17.895	139.227	125.905
5	12:36:08.165	52.126	14.858	19.484	17.784	139.227	127.339
6	12:37:00.283	52.118	14.824	19.624	17.670	138.081	128.313
7	12:37:52.267	51.984	14.911	19.413	17.660	140.392	126.618
8	12:38:44.324	52.057	14.671	19.745	17.641	140.687	127.098
9	12:39:36.187	51.863	14.709	19.494	17.660	140.982	126.380
10	12:40:29.042	52.855	14.711	20.138	18.006	137.234	127.339

Lap	Time of Day	Lap Tm	S1	S2	S3	SFSpd	S1Spd
(49) Paul McCLUNG							
1	12:32:39.473	54.505	16.394	20.172	17.939	98.979	122.459
2	12:33:31.768	52.295	14.833	19.638	17.824	139.517	126.618
3	12:34:23.634	51.866	14.742	19.451	17.673	138.366	125.435
4	12:35:16.168	52.534	14.984	19.674	17.876	141.279	125.905
5	12:36:08.264	52.096	14.789	19.490	17.817	140.687	127.824
6	12:36:59.998	51.734	14.554	19.323	17.857	141.577	126.380
7	12:37:51.972	51.974	14.754	19.405	17.815	138.366	125.905
8	12:38:44.177	52.205	14.657	19.757	17.791	138.081	125.905
9	12:39:36.437	52.260	15.029	19.439	17.792	138.081	125.435
10	12:40:29.222	52.785	14.676	19.971	18.138	139.227	128.313

Lap	Time of Day	Lap Tm	S1	S2	S3	SFSpd	S1Spd
(30) Liam SHELLCOCK							
1	12:32:39.930	55.085	16.266	20.727	18.092	95.188	126.142
2	12:33:33.084	53.154	15.193	20.074	17.887	138.939	126.380
3	12:34:25.728	52.644	14.968	19.829	17.847	134.215	125.905
4	12:35:18.478	52.750	14.959	19.815	17.976	133.415	126.380
5	12:36:11.210	52.732	14.856	19.977	17.899	135.025	127.339
6	12:37:04.286	53.076	15.180	19.902	17.994	134.215	125.905
7	12:37:57.527	53.241	14.917	20.320	18.004	135.845	123.815
8	12:38:50.681	53.154	14.873	20.062	18.219	134.754	124.044
9	12:39:44.188	53.507	15.243	20.162	18.102	132.362	124.968
10	12:40:37.685	53.497	15.090	20.092	18.315	134.215	124.968

Lap	Time of Day	Lap Tm	S1	S2	S3	SFSpd	S1Spd
(99) Callum GRIGOR							
1	12:32:40.204	55.263	16.427	20.686	18.150	92.054	121.792
2	12:33:33.865	53.661	15.278	20.301	18.082	140.392	124.044
3	12:34:26.918	53.053	14.910	19.932	18.211	139.227	123.815
4	12:35:20.607	53.689	15.251	20.110	18.328	134.754	123.360
5	12:36:14.111	53.504	15.208	20.144	18.152	133.415	124.044
6	12:37:08.374	54.263	15.669	20.174	18.420	133.415	121.792
7	12:38:02.302	53.928	15.205	20.322	18.401	133.415	121.792
8	12:38:55.963	53.661	15.222	20.083	18.356	131.842	123.133
9	12:39:49.995	54.032	15.374	20.295	18.363	133.415	120.049
10	12:40:44.751	54.756	15.411	20.624	18.721	132.624	109.653

Lap	Time of Day	Lap Tm	S1	S2	S3	SFSpd	S1Spd
(7) Jodie CHALK							
1	12:32:41.130	56.682	16.950	21.522	18.210	93.595	117.733
2	12:33:35.530	54.400	15.436	20.873	18.091	131.842	124.504
3	12:34:29.713	54.183	15.075	20.916	18.192	133.680	124.044
4	12:35:23.879	54.166	15.106	20.961	18.099	135.571	124.968
5	12:36:18.102	54.223	15.136	20.891	18.196	129.802	124.968
6	12:37:13.037	54.935	15.531	21.101	18.303	132.886	126.142
7	12:38:07.338	54.301	15.128	20.952	18.221	136.121	123.587
8	12:39:01.763	54.425	15.128	21.052	18.245	134.484	124.735
9	12:39:56.187	54.424	15.167	21.023	18.234	134.754	122.908
10	12:40:50.545	54.358	15.082	20.961	18.315	135.025	125.435

Lap	Time of Day	Lap Tm	S1	S2	S3	SFSpd	S1Spd
(97) Sammi TASKER							
1	12:32:39.763	55.256	16.018	20.897	18.341	94.651	124.735
2	12:33:33.735	53.972	15.174	20.658	18.140	139.227	126.380
3	12:34:28.015	54.280	15.279	20.648	18.353	138.081	123.587
4	12:35:22.970	54.955	15.541	21.006	18.408	136.675	123.587
5	12:36:17.916	54.946	15.560	20.942	18.444	135.298	124.968
6	12:37:12.881	54.965	15.528	21.012	18.425	134.754	124.273
7	12:38:07.627	54.746	15.397	21.031	18.318	135.298	125.435
8	12:39:01.987	54.360	15.320	20.822	18.218	135.845	124.044
9	12:39:56.628	54.641	15.238	21.118	18.285	138.366	123.360
10	12:40:50.905	54.277	15.416	20.581	18.280	135.571	124.044

(19) Kristopher DUNCAN							
-------------------------------	--	--	--	--	--	--	--

Lap	Time of Day	Lap Tm	S1	S2	S3	SFSpd	S1Spd
1	12:32:41.718	56.552	16.765	21.408	18.379	94.385	123.360
2	12:33:36.393	54.675	15.433	21.043	18.199	132.886	124.735
3	12:34:30.800	54.407	15.236	20.923	18.248	138.366	125.435
4	12:35:25.518	54.718	15.524	20.832	18.362	137.798	126.142
5	12:36:19.761	54.243	15.303	20.688	18.252	138.081	127.098
6	12:37:14.393	54.632	15.352	20.964	18.316	137.234	127.098
7	12:38:08.889	54.496	15.166	20.945	18.385	138.939	126.857
8	12:39:03.092	54.203	15.136	20.795	18.272	139.517	126.380
9	12:39:57.139	54.047	15.161	20.710	18.176	138.652	124.735
10	12:40:51.876	54.737	15.552	20.740	18.445	138.652	127.339

Lap	Time of Day	Lap Tm	S1	S2	S3	SFSpd	S1Spd
(51) Mark IRONSIDE							
1	12:32:41.064	56.594	16.823	21.117	18.654	89.957	120.697
2	12:33:36.109	55.045	15.694	21.020	18.331	135.571	122.459
3	12:34:30.753	54.644	15.207	20.939	18.498	134.484	122.459
4	12:35:26.107	53.354	15.534	21.240	18.580	133.947	122.683
5	12:36:20.932	54.825	15.550	20.715	18.560	132.102	122.683
6	12:37:16.368	55.436	15.519	21.425	18.492	132.362	122.683
7	12:38:11.210	54.842	15.484	20.830	18.528	133.680	121.572
8	12:39:06.525	55.315	15.553	21.122	18.640	134.484	121.352
9	12:40:02.132	55.607	15.481	21.344	18.782	132.624	122.236
10	12:40:57.571	55.439	15.650	21.030	18.759	129.551	121.352

Lap	Time of Day	Lap Tm	S1	S2	S3	SFSpd	S1Spd
(2) Angus MEARNS							
1	12:32:42.673	57.320	16.909	21.533	18.878	97.399	122.236
2	12:33:37.591	54.918	15.374	20.739	18.805	134.484	125.905
3	12:34:32.518	54.927	15.255	20.835	18.837	134.484	126.618
4	12:35:29.138	56.620	16.183	21.578	18.859	134.754	119.196
5	12:36:25.116	55.978	15.692	21.204	19.082	131.070	125.670
6	12:37:21.728	56.612	15.601	21.753	19.258	131.070	123.815
7	12:38:18.417	56.689	15.696	21.837	19.156	133.150	120.915
8	12:39:15.645	57.228	15.771	21.984	19.473	131.842	120.049
9	12:40:12.352	56.707	15.827	21.614	19.266	130.306	121.352
10	12:41:09.485	57.133	15.705	21.867	19.561	129.802	119.409

Lap	Time of Day	Lap Tm	S1	S2	S3	SFSpd	S1Spd
(28) Paul BOWERBANK							
1	12:32:43.121	57.432	16.780	21.676	18.976	98.979	124.273
2	12:33:38.933	55.812	15.688	21.203	18.921	137.234	124.735
3	12:34:35.311	56.378	15.498	21.639	19.241	136.954	124.735
4	12:35:31.499	56.188	15.722	21.517	18.949	135.571	124.735
5	12:36:2						

KMSC National Motorcycle Racing AC

Scottish Championship Superstock 600

Knockhill 1.267 miles

Race 16 - 2nd Race

07/06/2015 12:30

Race (10 Laps) started at 12:31:39

Lap	Time of Day	Lap Tm	S1	S2	S3	SFSpd	S1Spd	Lap	Time of Day	Lap Tm	S1	S2	S3	SFSpd	S1Spd
4	12:35:42.526	58.052	16.100	22.556	19.396	127.824	117.733								
5	12:36:40.951	58.425	16.756	22.353	19.316	125.670	116.912								
6	12:37:38.994	58.043	16.270	22.333	19.440	126.142	117.733								
7	12:38:36.501	57.507	15.919	22.298	19.290	127.339	118.985								
8	12:39:33.305	56.804	15.679	21.774	19.351	130.053	118.147								
9	12:40:30.518	57.213	15.722	21.880	19.611	130.560	118.985								

(27) Andrew DONALD

1	12:32:45.977	1:00.763	17.635	23.053	20.075	94.651	119.409
2	12:33:44.935	58.958	16.529	22.728	19.701	126.380	121.133
3	12:34:43.390	58.455	16.364	22.491	19.600	130.306	119.409
4	12:35:41.942	58.552	16.338	22.417	19.797	131.070	121.133
5	12:36:40.562	58.620	16.609	22.611	19.400	126.380	119.196
6	12:37:38.861	58.299	16.262	22.272	19.765	129.302	117.733
7	12:38:37.380	58.519	16.478	22.532	19.509	125.201	120.049
8	12:39:35.430	58.050	16.307	22.338	19.405	129.802	120.049
9	12:40:34.022	58.592	16.614	22.360	19.618	129.053	120.265

(41) Lukasz PIEC

1	12:32:47.936	1:01.578	18.070	23.702	19.806	99.566	105.848
2	12:33:46.230	58.294	16.641	22.280	19.373	131.584	113.935
3	12:34:46.047	59.817	17.546	22.951	19.320	132.624	110.374
4	12:35:45.064	59.017	16.778	22.660	19.579	133.150	113.935
5	12:36:43.497	58.433	16.530	22.318	19.585	129.551	114.129

Clerk of the Course.

Orbits

Sig : Time :
Chief Timekeeper : Ian Sharp (SMART Timing)
Results available at www.smart-timing.co.uk and www.mylaps.com

www.mylaps.com
Licensed to: SMART Timing


Scottish Championship Superstock 600

Knockhill 1.267 miles

Race 16 - 2nd Race

07/06/2015 12:30

Race (10 Laps) started at 12:31:39



Competitors	Laps											
	0	1	2	3	4	5	6	7	8	9	10	
Jodie CHALK (7)	1	7	8	8	8	8	8	49	49	49	8	8
Mark IRONSIDE (51)	2	51	49	49	49	49	49	8	8	8	49	49
Lewis ROLLO (8)	3	8	97	30	30	30	30	30	30	30	30	30
Sammi TASKER (97)	4	97	30	97	99	99	99	99	99	99	99	99
Liam SHELLCOCK (30)	5	30	99	99	97	97	97	97	7	7	7	7
Callum GRIGOR (99)	6	99	51	7	7	7	7	7	97	97	97	97
Paul McCLUNG (49)	7	49	7	51	51	19	19	19	19	19	19	19
Kristopher DUNCAN (19)	8	19	19	19	19	51	51	51	51	51	51	51
Andrew DONALD (27)	9	27	2	2	2	2	2	2	2	2	2	2
Angus MEARNS (2)	10	2	28	28	28	28	28	28	28	28	28	28
Chris EASTWOOD (63)	11	63	72	72	72	72	72	72	72	72	72	72
Paul BOWERBANK (28)	12	28	27	27	27	27	63	63	63	63	63	63
Peter DUNCAN (72)	13	72	63	63	63	63	27	27	151	151	151	151
Leon MURPHY (151)	14	151	151	151	151	151	151	151	27	27	27	27
Lukasz PIEC (41)	15	41	41	41	41	41	41					
-	16											
-	17											

KMSC National Motorcycle Racing AC

KMSC Superstock 600

Knockhill 1.267 miles

Race 21 - 3rd Race

07/06/2015 13:45

Race (10 Laps) started at 14:00:14

POLE POSITION

3
30 Liam SHELLCOCK

2
49 Paul McCLUNG

1
8 Lewis ROLLO

6
97 Sammi TASKER

5
7 Jodie CHALK

4
99 Callum GRIGOR

9
2 Angus MEARNS

8
51 Mark IRONSIDE

7
19 Kristopher DUNCAN

12
63 Chris EASTWOOD

11
72 Peter DUNCAN

10
28 Paul BOWERBANK

15
41 Lukasz PIEC

14
27 Andrew DONALD

13
151 Leon MURPHY

17
93 Kyle DUNCAN

16
21 Sean COOPER

1

2

3

4

5

6

Clerk of the Course.

Orbits

Sig : Time :

Chief Timekeeper : Ian Sharp (SMART Timing)

Results available at www.smart-timing.co.uk and www.mylaps.com

www.mylaps.com

Licensed to: SMART Timing

Printed: 08/06/2015 21:43:33

KMSC National Motorcycle Racing AC

Sorted on Laps

KMSC Cupar Motorcycles Pre-Injection 600

Knockhill 1.267 miles

Race 17 - 4th Race

07/06/2015 12:45

Race (10 Laps) started at 12:46:23

Pos	No.	Name	Make/Model	CC	Class Code	Laps	Total Tm	Diff	Best Tm	In Lap	Best Speed
1	84	Kyle HARPER	Yamaha	R6 600	PI6	10	9:19.844		54.941	7	83.018
2	11	Patrick FORMAN	Yamaha	R6 600	PI6	10	9:23.206	3.362	54.751	10	83.306
3	21	Michael BURKE	Yamaha	R6 600	PI6	10	9:23.563	3.719	55.121	10	82.747
4	48	David McCAFFERTY	Yamaha	R6 600	PI6	10	9:36.390	16.546	55.259	3	82.540
5	86	Russell WILL	Yamaha	R6 600	PI6	10	9:41.543	21.699	56.601	2	80.583
6	89	Alex BASS	Yamaha	R6 600	PI6	10	9:43.053	23.209	57.059	6	79.936
7	119	Allan HARROW	Yamaha	R6 600	PI6	10	9:53.098	33.254	57.417	2	79.438
8	60	Douglas BROWN	Yamaha	R6 600	PI6	10	9:58.832	38.988	58.359	3	78.156
9	91	Lewis SHAND	Yamaha	R6 600	PI6	10	10:08.630	48.786	59.481	6	76.681
10	16	Michael CLARK	Honda	CBR600	PI6	10	10:12.569	52.725	59.389	10	76.800
11	6	James WILKEN	Yamaha	R6 600	PI6	9	9:23.409	1 Lap	1:00.668	7	75.181
12	73	Fraser CAMERON	Yamaha	R6 600	PI6	9	9:35.994	1 Lap	1:01.641	9	73.994
13	58	Barry STEWART	Yamaha	R6 600	PI6	9	9:40.845	1 Lap	1:02.223	2	73.302
14	10	Stuart DEANS	Kawasaki	ZX6 600	PI6	9	9:44.512	1 Lap	1:02.760	4	72.675
15	54	Cameron ROBB	Yamaha	R6 600	PI6	9	9:54.728	1 Lap	1:02.991	8	72.409
16	17	Ellie ANDERSON	Yamaha	R6 600	PI6	9	9:55.256	1 Lap	1:02.596	9	72.866
17	81	Stewart MARR	Yamaha	R6 600	PI6	9	9:56.635	1 Lap	1:03.340	9	72.010

Not classified

DNF	47	Steven HADDOW	Yamaha	R6 600	PI6	4	4:01.319	DNF	56.541	2	80.669
DNF	65	Sam KENNEDY	Yamaha	R6 600	PI6	3	3:23.355	DNF	1:04.060	3	71.200
DNS	92	Andrew CRAIGMILE	Yamaha	YZF R6	PI6			DNS		0	-
DNS	87	Chris CHERRY	Honda	CBR600	PI6			DNS		0	-
DNS	9	Warren ROBINSON	Kawasaki	ZX6R	PI6			DNS		0	-
DNS	76	Steven BEATTIE	Yamaha	R6 600	PI6			DNS		0	-

Margin of Victory	Avg. Speed	Best Lap Tm	Best Speed	Best Lap by
3.362	81.471	54.751	83.306	11 - Patrick FORMAN

Clerk of the Course.

Orbits

Sig : Time :

Chief Timekeeper : Ian Sharp (SMART Timing)

www.mylaps.com

Results available at www.smart-timing.co.uk and www.mylaps.com

Licensed to: SMART Timing

Printed: 08/06/2015 21:24:36

KMSC National Motorcycle Racing AC

KMSC Cupar Motorcycles Pre-Injection 600

Knockhill 1.267 miles

Race 17 - 4th Race

07/06/2015 12:45

Race (10 Laps) started at 12:46:23

Lap	Time of Day	Lap Tm	S1	S2	S3	SFSpd	S1Spd
(84) Kyle HARPER							
1	12:47:24.796	56.481	16.604	21.047	18.830	89.836	118.775
2	12:48:20.209	55.413	15.476	21.098	18.839	128.313	120.049
3	12:49:15.632	55.423	15.629	21.005	18.789	129.053	118.985
4	12:50:10.886	55.254	15.466	20.841	18.947	128.805	119.409
5	12:51:06.243	55.357	15.420	21.088	18.849	126.142	120.697
6	12:52:01.398	55.155	15.495	20.915	18.745	127.581	119.196
7	12:52:56.339	54.941	15.513	20.820	18.608	128.805	119.621
8	12:53:52.388	56.049	15.492	21.300	19.257	129.551	120.049
9	12:54:47.594	55.206	15.582	20.959	18.665	125.905	119.196
10	12:55:43.114	55.520	15.631	20.999	18.890	128.805	119.409

Lap	Time of Day	Lap Tm	S1	S2	S3	SFSpd	S1Spd
(11) Patrick FORMAN							
1	12:47:25.872	57.328	16.934	21.427	18.967	87.266	115.504
2	12:48:21.296	55.424	15.794	20.903	18.727	125.435	117.733
3	12:49:16.824	55.528	15.635	21.126	18.767	130.560	116.304
4	12:50:12.414	55.590	16.001	20.770	18.819	127.098	116.506
5	12:51:07.822	55.408	15.664	20.811	18.933	125.905	117.116
6	12:52:03.535	55.713	15.733	21.150	18.830	127.339	117.733
7	12:52:58.993	55.458	15.703	20.976	18.779	130.814	118.147
8	12:53:56.576	57.583	15.560	21.591	20.432	129.551	117.733
9	12:54:51.725	55.149	16.012	20.513	18.624	125.201	117.321
10	12:55:46.476	54.751	15.428	20.537	18.786	129.053	117.116

Lap	Time of Day	Lap Tm	S1	S2	S3	SFSpd	S1Spd
(21) Michael BURKE							
1	12:47:26.656	57.723	16.929	21.729	19.065	89.120	117.526
2	12:48:22.184	55.528	15.694	20.984	18.850	128.805	120.697
3	12:49:17.623	55.439	15.444	21.157	18.838	131.842	118.985
4	12:50:13.060	55.437	15.637	20.915	18.885	129.551	119.835
5	12:51:08.472	55.412	15.569	20.996	18.847	128.313	119.409
6	12:52:04.139	55.667	15.862	20.935	18.870	128.805	116.912
7	12:52:59.684	55.545	15.638	21.097	18.810	128.068	120.480
8	12:53:55.674	55.990	15.598	21.068	19.324	127.339	119.835
9	12:54:51.712	56.038	15.909	21.237	18.892	128.559	104.692
10	12:55:46.833	55.121	15.448	20.968	18.705	131.584	119.409

Lap	Time of Day	Lap Tm	S1	S2	S3	SFSpd	S1Spd
(48) David McCafferty							
1	12:47:25.738	57.129	16.703	21.412	19.014	92.690	119.409
2	12:48:21.151	55.413	15.411	21.139	18.863	131.326	120.049
3	12:49:16.410	55.259	15.343	21.016	18.900	133.947	120.480
4	12:50:11.898	55.488	15.406	21.184	18.898	132.102	121.572
5	12:51:07.427	55.529	15.434	21.081	19.014	131.842	121.352
6	12:52:03.343	55.916	15.837	21.218	18.861	131.584	119.621
7	12:52:58.716	55.373	15.515	21.006	18.852	133.947	115.504
8	12:54:05.078	1:06.362	15.389	21.652	29.321	133.415	119.409
9	12:55:03.016	57.938	16.585	21.775	19.578	118.985	115.504
10	12:55:59.660	56.644	15.510	21.867	19.267	134.215	120.265

Lap	Time of Day	Lap Tm	S1	S2	S3	SFSpd	S1Spd
(86) Russell WILL							
1	12:47:28.704	59.227	17.326	22.435	19.466	87.266	119.196
2	12:48:25.305	56.601	15.965	21.460	19.176	131.584	120.480
3	12:49:22.261	56.956	16.051	21.886	19.019	132.362	118.775
4	12:50:19.216	56.955	16.113	21.777	19.065	132.624	119.409
5	12:51:16.829	57.613	16.067	21.860	19.686	130.560	118.565
6	12:52:15.740	58.911	16.350	21.894	20.667	130.560	118.565
7	12:53:12.590	56.850	15.908	21.805	19.137	128.313	119.621
8	12:54:10.772	58.182	16.272	21.794	20.116	131.584	118.985
9	12:55:07.451	56.679	16.083	21.695	18.901	130.306	120.049
10	12:56:04.813	57.362	15.950	22.313	19.099	133.680	120.265

Lap	Time of Day	Lap Tm	S1	S2	S3	SFSpd	S1Spd
(89) Alex BASS							
1	12:47:28.537	59.566	17.755	22.224	19.587	89.358	118.356
2	12:48:26.375	57.838	16.373	22.394	19.071	132.362	119.196
3	12:49:23.701	57.326	15.915	22.000	19.411	135.571	117.940
4	12:50:21.369	57.668	16.279	21.924	19.465	132.362	118.775
5	12:51:18.516	57.147	16.044	21.833	19.270	130.306	121.572
6	12:52:15.575	57.059	16.026	21.738	19.295	131.842	121.133
7	12:53:13.279	57.704	16.282	22.111	19.311	132.886	118.356
8	12:54:11.197	57.918	16.020	21.905	19.993	132.886	120.697
9	12:55:08.368	57.171	16.222	21.828	19.121	126.380	116.912
10	12:56:06.323	57.955	15.916	22.481	19.558	133.680	120.049

Lap	Time of Day	Lap Tm	S1	S2	S3	SFSpd	S1Spd
(119) Allan HARROW							

Lap	Time of Day	Lap Tm	S1	S2	S3	SFSpd	S1Spd
(60) Douglas BROWN							
1	12:47:30.047	1:00.626	18.039	22.774	19.813	85.162	115.903
2	12:48:27.464	57.417	16.211	21.791	19.415	125.905	116.506
3	12:49:25.098	57.634	16.197	21.932	19.505	125.905	115.903
4	12:50:23.149	58.051	16.345	21.829	19.877	123.815	115.703
5	12:51:21.542	58.393	16.653	21.988	19.752	123.133	116.103
6	12:52:20.587	59.045	16.627	22.280	20.138	123.360	114.323
7	12:53:19.720	59.133	16.649	22.366	20.118	122.236	114.323
8	12:54:18.349	58.629	16.681	22.193	19.755	122.236	113.549
9	12:55:17.341	58.992	16.841	22.290	19.861	122.908	110.193
10	12:56:16.368	59.027	16.415	22.624	19.988	124.735	117.321

Lap	Time of Day	Lap Tm	S1	S2	S3	SFSpd	S1Spd
(91) Lewis SHAND							
1	12:47:29.944	1:00.509	17.753	22.558	20.198	90.564	115.107
2	12:48:28.688	58.744	16.632	22.305	19.807	126.618	115.305
3	12:49:27.047	58.359	16.618	22.060	19.681	126.142	113.935
4	12:50:25.774	58.727	16.553	22.231	19.943	127.581	114.910
5	12:51:24.776	59.002	16.350	22.172	20.480	124.735	114.714
6	12:52:23.927	59.151	16.907	22.434	19.810	122.236	112.408
7	12:53:22.642	58.715	16.574	22.071	20.070	124.968	113.935
8	12:54:21.717	59.075	16.610	22.291	20.174	124.735	114.910
9	12:55:21.495	59.778	16.608	22.966	20.204	124.735	111.105
10	12:56:22.102	1:00.607	17.208	22.922	20.477	125.201	110.922

Lap	Time of Day	Lap Tm	S1	S2	S3	SFSpd	S1Spd
(91) Lewis SHAND							
1	12:47:32.049	1:02.467	18.372	23.656	20.439	86.479	115.107
2	12:48:32.129	1:00.080	16.588	23.211	20.281	131.326	118.985
3	12:49:31.834	59.705	16.464	23.227	20.014	133.415	117.526
4	12:50:32.152	1:00.318	16.572	23.306	20.440	131.326	115.107
5	12:51:32.431	1:00.279	16.741	23.128	20.410	129.802	114.129
6	12:52:31.912	59.481	16.605	22.755	20.121	130.306	119.409
7	12:53:31.406	59.494	16.318	22.952	20.224	130.814	118.565
8	12:54:31.352	59.946	16.495	23.156	20.295	129.551	118.775
9	12:55:31.190	59.838	16.075	23.656	20.107	132.102	118.985
10	12:56:31.900	1:00.710	16.564	23.538	20.608	131.326	113.549

Lap	Time of Day	Lap Tm	S1	S2	S3	SFSpd	S1Spd
(16) Michael CLARK							
1	12:47:32.664	1:03.137	18.903	23.792	20.442	90.442	104.529
2	12:48:32.556	59.892	16.684	23.251	19.957	126.380	107.890
3	12:49:32.327	59.771	16.509	23.144	20.118	127.581	106.520
4	12:50:32.643	1:00.316	16.763	23.3			

KMSC National Motorcycle Racing AC

KMSC Cupar Motorcycles Pre-Injection 600

Knockhill 1.267 miles

Race 17 - 4th Race

07/06/2015 12:45

Race (10 Laps) started at 12:46:23

Lap	Time of Day	Lap Tm	S1	S2	S3	SFSpd	S1Spd
5	12:51:48.076	1:04.517	17.437	25.086	21.994	117.526	112.597
6	12:52:51.412	1:03.336	17.314	24.530	21.492	116.506	113.357
7	12:53:54.482	1:03.070	16.962	24.532	21.576	119.196	113.357
8	12:54:59.943	1:05.461	18.759	25.220	21.482	111.474	97.257
9	12:56:04.115	1:04.172	17.330	25.060	21.782	118.985	105.848

(10) Stuart DEANS

1	12:47:37.428	1:07.240	20.061	25.676	21.503	91.179	93.726
2	12:48:40.705	1:03.277	17.556	24.405	21.316	116.103	112.033
3	12:49:44.624	1:03.919	17.858	24.834	21.227	121.572	104.856
4	12:50:47.384	1:02.760	17.213	24.251	21.296	124.504	112.597
5	12:51:51.234	1:03.850	17.877	24.743	21.230	122.014	108.238
6	12:52:55.649	1:04.415	17.984	25.044	21.387	119.409	113.166
7	12:53:59.584	1:03.935	18.003	24.567	21.365	118.775	106.689
8	12:55:04.257	1:04.673	17.775	24.945	21.953	121.792	113.549
9	12:56:07.782	1:03.525	17.400	24.843	21.282	122.459	109.474

(54) Cameron ROBB

1	12:47:40.341	1:09.662	20.914	26.964	21.784	85.054	97.967
2	12:48:45.562	1:05.221	18.162	25.163	21.896	124.273	100.762
3	12:49:51.037	1:05.475	18.985	24.764	21.726	118.356	102.611
4	12:50:56.043	1:05.006	17.668	25.348	21.990	118.565	108.413
5	12:52:01.035	1:04.992	17.641	24.523	22.828	113.935	109.653
6	12:53:06.862	1:05.827	18.014	25.099	22.714	115.703	106.351
7	12:54:11.155	1:04.293	17.422	24.592	22.279	120.480	112.220
8	12:55:14.146	1:02.991	17.422	24.186	21.383	121.792	107.030
9	12:56:17.998	1:03.852	17.576	24.527	21.749	119.621	106.015

(17) Ellie ANDERSON

1	12:47:40.343	1:09.265	19.965	26.612	22.688	91.552	105.020
2	12:48:45.254	1:04.911	17.033	25.884	21.994	126.380	105.349
3	12:49:50.489	1:05.235	17.576	25.347	22.312	127.098	108.238
4	12:50:55.319	1:04.830	17.397	24.948	22.485	124.968	110.556
5	12:52:01.237	1:05.918	17.440	25.230	23.248	123.587	110.193
6	12:53:06.221	1:04.984	17.509	25.140	22.335	122.908	109.118
7	12:54:10.984	1:04.763	17.565	24.870	22.328	124.735	110.739
8	12:55:15.930	1:04.946	18.087	24.983	21.876	126.142	106.859
9	12:56:18.526	1:02.596	16.987	24.607	21.002	125.670	110.193

(81) Stewart MARR

1	12:47:39.172	1:08.715	19.929	26.605	22.181	87.837	91.677
2	12:48:45.783	1:06.611	19.148	25.166	22.297	108.238	99.125
3	12:49:51.032	1:05.249	18.137	24.721	22.391	114.129	100.161
4	12:50:56.070	1:05.038	18.130	24.677	22.231	110.556	101.524
5	12:52:01.857	1:05.787	18.125	24.262	23.400	109.653	105.184
6	12:53:06.792	1:04.935	18.753	24.236	21.946	110.556	102.298
7	12:54:12.559	1:05.767	17.981	24.310	23.476	109.296	102.611
8	12:55:16.565	1:04.006	18.281	24.167	21.558	109.296	102.298
9	12:56:19.905	1:03.340	17.987	23.960	21.393	114.518	106.859

(47) Steven HADDOW

1	12:47:29.391	58.923	17.186	22.344	19.393	101.371	117.321
2	12:48:25.932	56.541	16.062	21.371	19.108	131.842	117.733
3	12:49:23.601	57.669	15.869	21.839	19.961	132.102	117.940
4	12:50:24.589	1:00.988	16.076	21.432	23.480	129.802	117.940

(65) Sam KENNEDY

1	12:47:38.214	1:08.089	19.813	26.201	22.075	88.884	105.848
2	12:48:42.565	1:04.351	18.214	24.779	21.358	118.985	109.832
3	12:49:46.625	1:04.060	18.006	24.459	21.595	120.697	112.033

Clerk of the Course.

Orbits

Sig : Time :
Chief Timekeeper : Ian Sharp (SMART Timing)

Results available at www.smart-timing.co.uk and www.mylaps.com

www.mylaps.com

Licensed to: SMART Timing

Printed: 08/06/2015 21:24:54

Page 2/2


KMSC Cupar Motorcycles Pre-Injection 600

Knockhill 1.267 miles

Race 17 - 4th Race

07/06/2015 12:45

Race (10 Laps) started at 12:46:23



Competitors	Laps										
	0	1	2	3	4	5	6	7	8	9	10
Kyle HARPER (84)	1	84	84	84	84	84	84	84	84	84	84
Patrick FORMAN (11)	2	11	48	48	48	48	48	48	21	21	11
David McCafferty (48)	3	48	11	11	11	11	11	11	11	11	21
Michael BURKE (21)	4	21	21	21	21	21	21	21	48	48	48
Alex BASS (89)	5	89	89	86	86	86	86	89	86	86	86
Allan HARROW (119)	6	119	86	47	47	89	89	86	89	89	89
Douglas BROWN (60)	7	60	47	89	89	119	119	119	119	119	119
Russell WILL (86)	8	86	60	119	119	47	60	60	60	60	60
Michael CLARK (16)	9	16	119	60	60	60	91	91	91	91	91
Lewis SHAND (91)	10	91	91	91	91	16	16	16	16	16	16
Sam KENNEDY (65)	11	65	16	16	16	6	6	6	6	6	6
Stuart DEANS (10)	12	10	58	58	58	6	58	58	58	73	73
Barry STEWART (58)	13	58	6	6	6	58	10	73	73	58	58
Stewart MARR (81)	14	81	10	10	10	10	73	10	10	10	10
Steven HADDOW (47)	15	47	65	65	73	73	54	17	17	54	54
James WILKEN (6)	16	6	73	73	65	17	17	81	54	17	17
Cameron ROBB (54)	17	54	81	17	17	54	81	54	81	81	81
Fraser CAMERON (73)	18	73	54	54	81	81					
Ellie ANDERSON (17)	19	17	17	81	54						
-	20										
-	21										
-	22										
-	23										

KMSC National Motorcycle Racing AC

KMSC Cupar Motorcycles Pre-Injection 600

Knockhill 1.267 miles

Race 22 - 5th Race

07/06/2015 14:00

Race (10 Laps) started at 14:16:29

POLE POSITION

3 21 Michael BURKE	2 11 Patrick FORMAN	1 84 Kyle HARPER	1
6 89 Alex BASS	5 86 Russell WILL	4 48 David McCAFFERTY	2
9 91 Lewis SHAND	8 60 Douglas BROWN	7 119 Allan HARROW	3
12 73 Fraser CAMERON	11 6 James WILKEN	10 16 Michael CLARK	4
15 54 Cameron ROBB	14 10 Stuart DEANS	13 58 Barry STEWART	5
18 47 Steven HADDOW	17 81 Stewart MARR	16 17 Ellie ANDERSON	6
21 87 Chris CHERRY	20 92 Andrew CRAIGMILE	19 65 Sam KENNEDY	7
	23 76 Steven BEATTIE	22 9 Warren ROBINSON	8

Clerk of the Course.

Orbits

Sig : Time :

Chief Timekeeper : Ian Sharp (SMART Timing)

Results available at www.smart-timing.co.uk and www.mylaps.com

www.mylaps.com

Licensed to: SMART Timing

Printed: 08/06/2015 21:25:32

KMSC National Motorcycle Racing AC

Sorted on Laps

Scottish Championship Lightweights

Knockhill 1.267 miles

Race 18 - 2nd Race

07/06/2015 13:00

Race (10 Laps) started at 13:05:51

Pos	No.	Name	Make/Model	CC	Class Code	Laps	Total Tm	Diff	Best Tm	In Lap	Best Speed
1	31	Torquil PATERSON	Kawasaki	ER6	SL	10	9:42.828		57.034	4	79.971
2	15	Keith DICKIE	Kawasaki	ER6	SL	10	9:48.616	5.788	57.368	4	79.506
3	21	Grant REID	Kawasaki	ER6	SL	10	9:54.633	11.805	58.120	2	78.477
4	84	Lee NAYLOR	Suzuki	SV650	SL	10	9:56.274	13.446	58.227	4	78.333
5	12	Dan JAMES	Suzuki	SV650	SL	10	10:02.275	19.447	58.752	6	77.633
6	4	Alan GIBSON	Suzuki	SV650	SL	10	10:14.751	31.923	59.055	8	77.235
7	13	Andrew BARTON	Suzuki	SV650	SL	10	10:16.441	33.613	1:00.311	7	75.626
8	70	John ANDRUCCI	Suzuki	GSXR1100	PCS	10	10:18.229	35.401	59.921	3	76.118
9	39	Stuart HAMILTON	Kawasaki	ZXR400	F4	10	10:25.967	43.139	1:00.403	10	75.511
10	44	Derek ADAMS	Weslake	900	CS	10	10:38.544	55.716	1:01.875	10	73.715
11	10	Marc McEWAN	Suzuki	SV650	SL	10	10:39.699	56.871	1:02.514	2	72.961
12	56	Phil WALTERS	Suzuki	SV650	SL	9	9:46.601	1 Lap	1:03.132	5	72.247
13	25	Jim PURVIS	Yamaha	FZR400	SL	9	9:48.381	1 Lap	1:03.698	7	71.605
14	118	Rod WALKER	Kawasaki	ZXR400	SL	9	9:59.793	1 Lap	1:03.401	7	71.940
15	88	Ryan FRAME	Honda	RVF400	SL	9	10:04.228	1 Lap	1:04.901	2	70.278
16	54	Ryan GIBSON	Kawasaki	ZXR400	SL	9	10:11.987	1 Lap	1:05.214	9	69.940
17	74	Christine WATSON	Honda	CBR400RR	SL	9	10:13.138	1 Lap	1:06.338	3	68.755
18	37	Liam CAMPBELL	Honda	CBR400	SL	9	10:33.917	1 Lap	1:07.587	9	67.485
19	16	Gerry KEIRNAN	Suzuki	SV650	SL	9	10:34.184	1 Lap	1:08.326	8	66.755
20	34	Charles MORRISON	Kawasaki	ZXR400	SL	8	10:05.649	2 Laps	1:12.692	8	62.745
Not classified											
DNF	5	Gillian McGAW	Kawasaki	400	SL	3	2:58.644	DNF	56.177	2	81.191
DNS	51	Leon MURPHY	Kawasaki	ZXR400	SL			DNF		0	-
DNS	18	Vic ALLAN	Kawasaki	ER6	SL			DNF		0	-
DNS	79	Ashley ROBSON	Kawasaki	ZXR400	SL			DNF		0	-
DNS	112	Gordon MILLAR	Suzuki	SV650	SL			DNF		0	-

Announcements

Bikes No's 4 & 118 - Racetime includes 10 second time penalty - Jump Start.
New Track Record (1:00.403) for KMSC Formula 400 by Stuart HAMILTON.

Margin of Victory	Avg. Speed	Best Lap Tm	Best Speed	Best Lap by
5.788	78.258	56.177	81.191	5 - Gillian McGAW

Clerk of the Course.

Orbits

Sig : Time :

Chief Timekeeper : Ian Sharp (SMART Timing)

www.mylaps.com

Results available at www.smart-timing.co.uk and www.mylaps.com

Licensed to: SMART Timing

Printed: 08/06/2015 21:37:26

KMSC National Motorcycle Racing AC

Scottish Championship Lightweights

Knockhill 1.267 miles

Race 18 - 2nd Race

07/06/2015 13:00

Race (10 Laps) started at 13:05:51

Lap	Time of Day	Lap Tm	S1	S2	S3	SFSpd	S1Spd
(31) Torquill PATERSON							
1	13:06:56.161	58.866	17.751	21.802	19.313	81.639	107.717
2	13:07:53.508	57.347	16.431	21.363	19.553	118.565	105.681
3	13:08:50.651	57.143	16.390	21.385	19.368	113.742	106.015
4	13:09:47.685	57.034	16.110	21.247	19.677	117.940	105.515
5	13:10:44.811	57.126	16.438	21.211	19.477	114.323	105.349
6	13:11:42.197	57.386	16.550	21.364	19.472	114.323	105.020
7	13:12:40.285	58.088	16.541	21.868	19.679	112.976	103.882
8	13:13:38.209	57.924	16.356	21.805	19.763	113.742	104.856
9	13:14:36.282	58.073	16.497	21.917	19.659	113.742	104.692
10	13:15:34.550	58.268	16.525	21.975	19.768	115.107	107.030

Lap	Time of Day	Lap Tm	S1	S2	S3	SFSpd	S1Spd
(15) Keith DICKIE							
1	13:06:56.106	59.043	17.780	21.758	19.505	82.039	108.238
2	13:07:53.940	57.834	16.856	21.403	19.575	117.526	108.588
3	13:08:51.826	57.886	16.605	21.664	19.617	117.321	108.764
4	13:09:49.194	57.368	16.451	21.283	19.634	118.565	108.064
5	13:10:47.400	58.206	16.500	21.878	19.828	117.526	109.118
6	13:11:45.213	57.813	16.379	21.791	19.643	116.506	107.717
7	13:12:43.701	58.488	16.510	21.658	20.320	115.504	108.941
8	13:13:42.650	58.949	17.197	21.890	19.862	115.703	106.520
9	13:14:40.865	58.215	16.482	21.731	20.002	115.504	107.030
10	13:15:40.338	59.473	16.850	22.324	20.299	115.504	110.012

Lap	Time of Day	Lap Tm	S1	S2	S3	SFSpd	S1Spd
(21) Grant REID							
1	13:06:57.627	1:00.533	18.325	22.092	20.116	86.590	111.290
2	13:07:55.747	58.120	16.726	21.680	19.714	125.435	114.129
3	13:08:54.616	58.869	16.675	22.277	19.917	124.968	113.742
4	13:09:53.017	58.401	16.437	21.904	20.060	124.735	112.786
5	13:10:52.291	59.274	16.691	22.504	20.079	122.683	110.922
6	13:11:51.115	58.824	16.615	21.929	20.280	123.815	113.166
7	13:12:49.940	58.825	16.917	21.807	20.101	124.044	111.660
8	13:13:49.956	1:00.016	16.806	22.525	20.685	123.815	109.832
9	13:14:48.231	58.275	16.556	21.812	19.907	123.815	112.033
10	13:15:46.355	58.124	16.175	21.867	20.082	123.360	113.549

Lap	Time of Day	Lap Tm	S1	S2	S3	SFSpd	S1Spd
(84) Lee NAYLOR							
1	13:06:59.454	1:01.203	17.925	23.355	19.923	92.054	109.118
2	13:07:58.213	58.759	16.376	22.472	19.911	122.683	109.296
3	13:08:56.698	58.485	16.180	22.167	20.138	120.480	112.976
4	13:09:54.925	58.227	16.206	22.165	19.856	120.480	112.408
5	13:10:53.477	58.552	16.214	22.368	19.970	120.697	111.660
6	13:11:51.927	58.450	16.025	22.361	20.064	121.792	114.518
7	13:12:50.760	58.833	16.696	22.161	19.976	120.697	109.653
8	13:13:50.472	59.712	16.218	22.949	20.545	120.697	108.764
9	13:14:49.025	58.553	16.331	22.334	19.888	120.480	108.764
10	13:15:47.996	58.971	16.117	22.662	20.192	120.480	104.692

Lap	Time of Day	Lap Tm	S1	S2	S3	SFSpd	S1Spd
(12) Dan JAMES							
1	13:06:59.357	1:01.877	18.444	23.091	20.342	81.441	106.859
2	13:07:58.806	59.449	16.975	22.415	20.059	118.775	108.764
3	13:08:58.473	59.667	16.582	22.931	20.154	119.621	108.588
4	13:09:57.558	59.085	16.562	22.314	20.209	116.103	107.544
5	13:10:57.197	59.639	16.988	22.135	20.516	116.912	105.515
6	13:11:55.949	58.752	16.496	22.158	20.098	116.506	108.941
7	13:12:56.250	1:00.301	16.847	23.055	20.399	117.733	105.515
8	13:13:55.449	59.191	16.719	22.468	20.012	117.321	107.372
9	13:14:54.975	59.526	16.497	22.899	20.130	119.835	109.296
10	13:15:53.997	59.022	16.550	22.043	20.429	115.703	109.832

Lap	Time of Day	Lap Tm	S1	S2	S3	SFSpd	S1Spd
(4) Alan GIBSON							
1	13:06:58.886	1:01.465	18.015	23.273	20.177	82.747	107.890
2	13:07:58.255	59.369	16.668	22.370	20.331	116.912	107.030
3	13:08:58.499	1:00.244	16.896	22.806	20.542	115.305	107.372
4	13:09:58.534	1:00.035	17.044	22.843	20.148	113.549	105.681
5	13:10:58.305	59.771	16.746	22.599	20.426	116.103	105.848
6	13:11:57.693	59.388	16.671	22.573	20.144	114.910	105.848
7	13:12:57.768	1:00.075	16.799	22.365	20.911	116.304	107.372
8	13:13:56.823	59.055	16.803	22.223	20.029	115.504	106.351
9	13:14:57.012	1:00.189	16.409	23.524	20.256	116.103	108.064
10	13:15:56.473	59.461	16.640	22.388	20.433	115.504	107.201

Lap	Time of Day	Lap Tm	S1	S2	S3	SFSpd	S1Spd
(13) Andrew BARTON							

Lap	Time of Day	Lap Tm	S1	S2	S3	SFSpd	S1Spd
1	13:07:01.195	1:02.918	19.363	23.405	20.150	83.054	107.201
2	13:08:01.568	1:00.373	17.175	22.915	20.283	118.356	108.588
3	13:09:02.581	1:01.013	17.100	23.312	20.601	115.305	107.544
4	13:10:03.133	1:00.552	16.866	23.097	20.589	115.305	107.201
5	13:11:03.789	1:00.656	17.163	23.073	20.420	114.910	106.520
6	13:12:04.109	1:00.320	16.931	23.052	20.337	114.129	108.064
7	13:13:04.420	1:00.311	16.940	22.960	20.411	114.910	107.201
8	13:14:06.540	1:02.120	17.319	24.321	20.480	115.504	106.015
9	13:15:07.248	1:00.708	16.986	23.271	20.451	113.357	108.764
10	13:16:08.163	1:00.915	17.094	23.293	20.528	112.976	106.689

Lap	Time of Day	Lap Tm	S1	S2	S3	SFSpd	S1Spd
(70) John ANDRUCCI							
1	13:07:02.976	1:03.596	19.263	24.265	20.068	91.179	99.419
2	13:08:03.101	1:00.125	16.791	23.298	20.036	124.735	107.890
3	13:09:03.022	59.921	16.824	22.960	20.137	121.792	107.030
4	13:10:03.257	1:00.235	16.770	23.282	20.183	122.908	105.349
5	13:11:03.960	1:00.703	17.642	23.030	20.031	122.236	106.351
6	13:12:04.881	1:00.921	17.354	23.486	20.081	123.587	101.524
7	13:13:05.665	1:00.784	17.115	23.282	20.387	118.985	112.976
8	13:14:08.414	1:02.749	17.314	24.006	21.429	117.940	108.588
9	13:15:09.547	1:01.133	17.359	23.236	20.538	116.912	104.692
10	13:16:09.951	1:00.404	16.896	22.957	20.551	117.321	111.846

Lap	Time of Day	Lap Tm	S1	S2	S3	SFSpd	S1Spd
(39) Stuart HAMILTON							
1	13:07:01.274	1:02.901	18.424	23.652	20.825	88.299	104.366
2	13:08:03.044	1:01.770	17.218	23.562	20.990	112.786	103.084
3	13:09:05.528	1:02.484	17.685	23.681	21.118	109.832	102.768
4	13:10:07.257	1:01.729	17.514	23.232	20.983	110.556	100.611
5	13:11:09.077	1:01.820	17.462	23.385	20.973	111.290	101.678
6	13:12:11.042	1:01.965	17.512	23.327	21.126	109.474	102.926
7	13:13:12.207	1:01.165	17.359	23.153	20.653	110.556	102.926
8	13:14:13.507	1:01.300	17.312	23.183	20.805	110.739	101.987
9	13:15:17.286	1:03.779	17.177	24.232	22.370	111.105	104.366
10	13:16:17.689	1:00.403	16.995	22.632	20.776	107.544	103.882

Lap	Time of Day	Lap Tm	S1	S2	S3	SFSpd	S1Spd
(44) Derek ADAMS							
1	13:07:06.141	1:06.886	19.985	25.353	21.548	91.055	
2	13:08:08.634	1:02.493	17.878	24.101	20.514	118.775	103.882
3	13:09:11.018	1:02.384	18.303	23.728	20.353	118.775	105.349
4	13:10:13.886						

KMSC National Motorcycle Racing AC

Scottish Championship Lightweights

Knockhill 1.267 miles

Race 18 - 2nd Race

07/06/2015 13:00

Race (10 Laps) started at 13:05:51

Lap	Time of Day	Lap Tm	S1	S2	S3	SFSpd	S1Spd	Lap	Time of Day	Lap Tm	S1	S2	S3	SFSpd	S1Spd
(118) Rod WALKER															
1	13:07:06.574	1:08.450	18.389	23.729	22.023	102.142	95.323	1	13:07:16.097	1:15.126	22.039	28.240	24.847	77.761	84.306
2	13:08:12.213	1:05.639	18.239	24.126	22.191	101.987	94.785	2	13:08:29.458	1:13.361	20.523	27.837	25.001	99.419	87.040
3	13:09:16.998	1:04.785	18.371	23.690	22.125	102.611	94.785	3	13:09:43.316	1:13.858	20.570	27.498	25.790	97.399	88.183
4	13:10:21.088	1:04.090	18.137	23.523	22.038	103.402	97.540	4	13:10:59.401	1:16.085	20.769	29.211	26.105	95.595	83.885
5	13:11:26.212	1:05.124	18.055	24.007	21.796	102.298	96.836	5	13:12:15.677	1:16.276	21.422	28.670	26.184	96.419	84.625
6	13:12:29.984	1:03.772	18.146	23.676	22.197	101.218	97.824	6	13:13:29.852	1:14.175	20.767	28.107	25.301	94.785	85.054
7	13:13:33.385	1:03.401						7	13:14:44.679	1:14.827	20.688	28.836	25.303	97.967	84.306
8	13:14:37.565	1:04.180						8	13:15:57.371	1:12.692	20.107	27.420	25.165	96.005	86.035
9	13:15:41.515	1:03.950						(5) Gillian McGAW							
								1	13:06:57.733	1:00.144	18.056	22.171	19.917	87.153	112.033
								2	13:07:53.910	56.177	16.005	21.321	18.851	123.815	113.742
								3	13:08:50.366	56.456	15.941	21.233	19.282	120.480	112.408
(88) Ryan FRAME															
1	13:07:10.379	1:10.031	20.926	26.656	22.449	76.172	91.055								
2	13:08:15.280	1:04.901	18.929	24.279	21.693	101.678	92.947								
3	13:09:20.197	1:04.917	18.875	24.312	21.730	102.454	92.181								
4	13:10:25.734	1:05.537	18.988	24.684	21.865	101.987	89.596								
5	13:11:30.761	1:05.027	18.956	24.407	21.664	101.066	90.564								
6	13:12:36.361	1:05.600	18.849	24.774	21.977	101.066	90.932								
7	13:13:42.628	1:06.267	19.059	25.111	22.097	100.310	90.320								
8	13:14:48.853	1:06.225	19.354	24.616	22.255	99.272	89.716								
9	13:15:55.950	1:07.097	18.996	24.988	23.113	100.011	91.802								
(54) Ryan GIBSON															
1	13:07:11.254	1:12.291	21.265	28.001	23.025	86.146	79.230								
2	13:08:17.453	1:06.199	18.994	25.089	22.116	106.351	90.809								
3	13:09:23.667	1:06.214	18.820	25.389	22.005	108.238	94.120								
4	13:10:30.501	1:06.834	19.416	25.537	21.881	98.688	93.988								
5	13:11:37.072	1:06.571	19.369	25.313	21.889	105.681	91.303								
6	13:12:44.790	1:07.718	19.594	25.856	22.268	94.919	91.179								
7	13:13:52.194	1:07.404	19.050	25.396	22.958	105.020	92.435								
8	13:14:58.495	1:06.301	18.788	25.649	21.864	107.890	93.988								
9	13:16:03.709	1:05.214	18.607	24.459	22.148	107.890	96.419								
(74) Christine WATSON															
1	13:07:10.762	1:11.185	21.124	27.084	22.977	87.040	90.564								
2	13:08:17.143	1:06.381	18.747	25.368	22.266	106.351	93.465								
3	13:09:23.481	1:06.338	18.845	25.079	22.414	105.515	96.143								
4	13:10:30.127	1:06.646	19.116	25.302	22.228	105.020	95.731								
5	13:11:36.753	1:06.626	18.901	25.213	22.512	104.529	96.281								
6	13:12:44.420	1:07.667	19.207	25.931	22.529	103.084	94.518								
7	13:13:50.906	1:06.486	18.745	25.224	22.517	103.242	94.120								
8	13:14:58.098	1:07.192	18.727	25.544	22.921	106.015	96.697								
9	13:16:04.860	1:06.762	18.984	25.391	22.387	104.529	95.323								
(37) Liam CAMPBELL															
1	13:07:13.233	1:12.732	21.276	27.932	23.524	89.836	91.179								
2	13:08:23.072	1:09.839	19.761	26.752	23.326	108.064	98.398								
3	13:09:32.828	1:09.756	19.761	26.437	23.558	106.015	96.281								
4	13:10:42.246	1:09.418	19.806	26.145	23.467	103.084	96.005								
5	13:11:50.112	1:07.866	19.682	25.370	22.814	103.242	94.518								
6	13:13:00.178	1:10.066	19.642	26.423	24.001	106.183	97.117								
7	13:14:09.108	1:08.930	19.241	26.697	22.992	107.201	91.179								
8	13:15:18.052	1:08.944	19.298	26.352	23.294	100.611	96.836								
9	13:16:25.639	1:07.587	18.856	25.751	22.980	107.544	97.682								
(16) Gerry KEIRNAN															
1	13:07:11.450	1:11.848	20.539	27.212	24.097	89.239	81.938								
2	13:08:20.405	1:08.955	19.120	26.582	23.253	105.515	89.596								
3	13:09:29.312	1:08.907	19.419	26.523	22.965	106.183	86.035								
4	13:10:38.599	1:09.287	19.404	26.816	23.067	107.372	81.343								
5	13:11:49.177	1:10.578	19.351	27.497	23.730	106.689	86.146								
6	13:12:59.640	1:10.463	19.633	26.867	23.963	102.768	85.270								
7	13:14:08.976	1:09.336	19.614	26.306	23.416	103.882	87.494								
8	13:15:17.302	1:08.326	18.964	26.407	22.955	104.856	89.002								
9	13:16:25.906	1:08.604	19.173	26.537	22.894	104.043	91.802								
(34) Charles MORRISON															

Clerk of the Course.

Orbits

Sig : Time :

Chief Timekeeper : Ian Sharp (SMART Timing)

Results available at www.smart-timing.co.uk and www.mylaps.com

www.mylaps.com

Licensed to: SMART Timing


Scottish Championship Lightweights

Knockhill 1.267 miles

Race 18 - 2nd Race

07/06/2015 13:00

Race (10 Laps) started at 13:05:51



Competitors	Laps											
	0	1	2	3	4	5	6	7	8	9	10	
Keith DICKIE (15)	1	15	15	31	5	31	31	31	31	31	31	31
Grant REID (21)	2	21	31	5	31	15	15	15	15	15	15	15
Torquil PATERSON (31)	3	31	21	15	15	21	21	21	21	21	21	21
Alan GIBSON (4)	4	4	5	21	21	84	84	84	84	84	84	84
Dan JAMES (12)	5	12	4	84	84	12	12	12	12	12	12	12
Gillian McGAW (5)	6	5	12	4	12	4	4	4	4	4	4	4
Rod WALKER (118)	7	118	84	12	4	13	13	13	13	13	13	13
Marc McEWAN (10)	8	10	13	13	13	70	70	70	70	70	70	70
Lee NAYLOR (84)	9	84	39	39	70	39	39	39	39	39	39	39
Andrew BARTON (13)	10	13	70	70	39	44	44	44	44	44	44	44
Stuart HAMILTON (39)	11	39	10	10	10	10	10	10	10	10	10	10
Jim PURVIS (25)	12	25	44	44	44	56	56	56	56	56	56	56
Ryan GIBSON (54)	13	54	118	56	56	25	25	25	25	25	25	25
Phil WALTERS (56)	14	56	25	25	25	118	118	118	118	118	118	118
Derek ADAMS (44)	15	44	56	118	118	88	88	88	88	88	88	88
John ANDRUCCI (70)	16	70	88	88	88	74	74	74	74	74	74	54
Christine WATSON (74)	17	74	74	74	74	54	54	54	54	54	54	74
Gerry KEIRNAN (16)	18	16	54	54	54	16	16	16	16	16	16	37
Ryan FRAME (88)	19	88	16	16	16	37	37	37	37	37	37	16
Liam CAMPBELL (37)	20	37	37	37	37	34	34	34	34	34	34	34
Charles MORRISON (34)	21	34	34	34	34							
-	22											
-	23											
-	24											
-	25											

KMSC National Motorcycle Racing AC

KMSC Lightweights

Knockhill 1.267 miles

Race 23 - 3rd Race

07/06/2015 14:15

Race (10 Laps) started at 14:32:23

POLE POSITION

3
21 Grant REID

2
15 Keith DICKIE

1
31 Torquil PATERSON

6
4 Alan GIBSON

5
12 Dan JAMES

4
84 Lee NAYLOR

9
39 Stuart HAMILTON

8
70 John ANDRUCCI

7
13 Andrew BARTON

12
56 Phil WALTERS

11
10 Marc McEWAN

10
44 Derek ADAMS

15
88 Ryan FRAME

14
118 Rod WALKER

13
25 Jim PURVIS

18
37 Liam CAMPBELL

17
74 Christine WATSON

16
54 Ryan GIBSON

21
5 Gillian McGAW

20
34 Charles MORRISON

19
16 Gerry KEIRNAN

24
79 Ashley ROBSON

23
18 Vic ALLAN

22
51 Leon MURPHY

25
112 Gordon MILLAR

1

2

3

4

5

6

7

8

9

Clerk of the Course.

Orbits

Sig : Time :

Chief Timekeeper : Ian Sharp (SMART Timing)

Results available at www.smart-timing.co.uk and www.mylaps.com

www.mylaps.com

Licensed to: SMART Timing

Printed: 08/06/2015 21:38:28

KMSC National Motorcycle Racing AC

Sorted on Laps

Scottish Championship Superbikes & Shirlaws KMSC Clubman

Knockhill 1.267 miles

Race 19 - 2nd Race

07/06/2015 13:15

Race (10 Laps) started at 13:24:08

Pos	No.	Name	Make/Model	CC	Class Code	Laps	Total Tm	Diff	Best Tm	In Lap	Best Speed
1	68	Paul WISHART	Kawasaki	ZX10R	SB	10	8:53.592		51.956	4	87.788
2	179	Andrew TASKER	Kawasaki	ZX10R	SB	10	8:53.610	0.018	52.019	10	87.681
3	55	Donald MacFADYEN	BMW	S1000RR	SB	10	8:54.369	0.777	52.188	4	87.397
4	79	Bruce BIRNIE	BMW	S1000RR	SB	10	8:54.468	0.876	51.262	7	88.976
5	7	Sean GILFILLAN	Kawasaki	ZX10R	SB	10	8:54.719	1.127	52.182	7	87.407
6	50	Tim HASTINGS	Kawasaki	ZX6R 600	SB	10	8:59.919	6.327	52.561	10	86.777
7	84	Darren ROSS	Kawasaki	ZX10R	SB	10	9:03.383	9.791	53.076	3	85.935
8	47	Alan BRYCE	Suzuki	GSXR1000	SB	10	9:04.853	11.261	53.381	5	85.444
9	67	Des BURNS	Kawasaki	ZX10R	C	10	9:21.184	27.592	54.747	2	83.312
10	111	Jimmy SHANKS	KTM	RC8	C	10	9:22.232	28.640	54.654	7	83.454
11	71	Gavin JONES	Honda	CBR1000RR	C	10	9:22.252	28.660	54.893	7	83.091
12	69	Rodney SCOTT	BMW	S1000RR	C	10	9:22.584	28.992	54.782	9	83.259
13	63	Kenny PATERSON	BMW	S1000RR	C	10	9:22.695	29.103	54.706	3	83.375
14	12	Neil BROWN	Honda	CBR1000	C	10	9:25.129	31.537	54.905	2	83.072
15	119	Kristopher DUNCAN	Kawasaki	ZX6R 600	C	10	9:25.414	31.822	54.870	5	83.125
16	33	Graeme BODEL	BMW	S1000RR	C	10	9:25.748	32.156	55.186	3	82.649
17	5	Daniel MacLEAN	Honda	CBR600RR	C	10	9:41.663	48.071	56.453	4	80.795
18	54	Gordon DUNCAN	Suzuki	GSXR 1000	C	9	9:09.060	1 Lap	58.790	9	77.583
19	82	Geraint JONES	Suzuki	GSXR1000	C	9	9:15.619	1 Lap	59.109	6	77.164

Not classified

DNF	66	Derek BUTCHER	Yamaha	R1	C	6	5:38.588	DNF	54.391	6	83.857
DNF	42	Paul GEDDES	Ducati	1098s	C	6	6:11.623	DNF	58.994	6	77.315
DNF	37	Steven PATERSON	Yamaha	R1	C	1	1:06.957	DNF	59.647	1	76.468
DNF	11	Richard HUGHES	BMW	S1000RR	C	1	1:07.050	DNF	59.613	1	76.512
DNF	73	Scott ROBERTSON	BMW	S1000RR	C	1	1:07.475	DNF	59.392	1	76.796
DNS	34	John DEAN	Suzuki	GSXR 750	SB			DNS		0	-

Margin of Victory	Avg. Speed	Best Lap Tm	Best Speed	Best Lap by
0.018	85.479	51.262	88.976	79 - Bruce BIRNIE

Clerk of the Course.

Orbits

Sig : Time :

Chief Timekeeper : Ian Sharp (SMART Timing)

www.mylaps.com

Results available at www.smart-timing.co.uk and www.mylaps.com

Licensed to: SMART Timing

Printed: 08/06/2015 21:40:06

KMSC National Motorcycle Racing AC

Scottish Championship Superbikes & Shirlaws KMSC Clubman

Knockhill 1.267 miles

Race 19 - 2nd Race

07/06/2015 13:15

Race (10 Laps) started at 13:24:08

Lap	Time of Day	Lap Tm	S1	S2	S3	SFSpd	S1Spd
(68) Paul WISHART							
1	13:25:08.289	54.553	16.018	20.918	17.617	95.188	130.560
2	13:26:00.782	52.493	14.812	19.931	17.750	144.941	130.560
3	13:26:53.343	52.561	14.742	20.316	17.503	143.699	132.624
4	13:27:45.299	51.956	14.811	19.649	17.496	145.886	133.150
5	13:28:38.201	52.902	14.867	20.470	17.565	144.628	125.201
6	13:29:30.426	52.225	14.716	20.007	17.502	143.087	133.150
7	13:30:22.858	52.432	14.807	20.066	17.559	142.177	129.053
8	13:31:17.302	54.444	14.921	21.194	18.329	146.204	129.053
9	13:32:09.601	52.299	14.660	19.905	17.734	138.939	131.326
10	13:33:01.691	52.090	14.679	19.848	17.563	141.877	127.581

Lap	Time of Day	Lap Tm	S1	S2	S3	SFSpd	S1Spd
(179) Andrew TASKER							
1	13:25:07.401	53.906	16.076	20.008	17.822	90.564	130.053
2	13:26:00.216	52.815	14.919	20.070	17.826	139.227	129.802
3	13:26:52.817	52.601	14.863	20.045	17.693	142.782	130.560
4	13:27:44.973	52.156	14.691	19.845	17.620	142.479	132.102
5	13:28:37.878	52.905	14.800	20.406	17.699	144.008	128.559
6	13:29:30.237	52.359	14.883	19.902	17.574	142.479	130.814
7	13:30:22.613	52.376	14.687	20.076	17.613	144.008	130.306
8	13:31:17.191	54.578	15.532	20.904	18.142	142.177	131.326
9	13:32:09.690	52.499	14.990	19.846	17.663	141.877	130.814
10	13:33:01.709	52.019	14.782	19.860	17.377	140.687	130.306

Lap	Time of Day	Lap Tm	S1	S2	S3	SFSpd	S1Spd
(55) Donald MacFADYEN							
1	13:25:07.099	53.631	15.315	20.519	17.797	95.731	132.624
2	13:26:00.038	52.939	14.740	20.312	17.887	144.008	132.624
3	13:26:52.643	52.605	14.801	20.109	17.695	143.087	131.070
4	13:27:44.831	52.188	14.594	19.877	17.717	144.317	130.306
5	13:28:37.671	52.840	14.886	20.296	17.658	141.577	123.360
6	13:29:29.957	52.286	14.614	19.977	17.695	145.255	130.306
7	13:30:22.424	52.467	14.702	20.150	17.615	143.392	130.053
8	13:31:16.915	54.491	14.931	21.522	18.038	144.008	130.306
9	13:32:09.430	52.515	14.715	20.024	17.776	144.941	134.484
10	13:33:02.468	53.038	14.646	20.723	17.669	142.479	132.102

Lap	Time of Day	Lap Tm	S1	S2	S3	SFSpd	S1Spd
(79) Bruce BIRNIE							
1	13:25:09.216	55.509	16.058	21.446	18.005	99.419	130.814
2	13:26:00.846	51.630	14.655	19.393	17.582	141.577	133.415
3	13:26:53.399	52.553	14.873	20.298	17.382	144.317	135.571
4	13:27:45.410	52.011	14.817	19.851	17.343	144.317	133.947
5	13:28:37.875	52.465	14.748	20.277	17.440	143.087	132.362
6	13:29:30.022	52.147	14.535	20.075	17.537	141.279	133.415
7	13:30:21.284	51.262	14.404	19.352	17.506	140.392	133.947
8	13:31:17.518	56.234	17.020	20.895	18.319	143.392	135.571
9	13:32:09.927	52.409	14.787	19.973	17.649	143.699	135.025
10	13:33:02.567	52.640	14.753	20.293	17.594	142.177	134.215

Lap	Time of Day	Lap Tm	S1	S2	S3	SFSpd	S1Spd
(7) Sean GILFILLAN							
1	13:25:08.048	54.405	15.929	20.638	17.838	96.697	131.326
2	13:26:00.472	52.424	14.713	20.080	17.631	141.577	132.624
3	13:26:53.014	52.542	14.818	20.177	17.547	144.008	130.814
4	13:27:45.881	52.867	15.516	19.927	17.424	145.570	132.102
5	13:28:38.389	52.508	14.771	20.175	17.562	144.008	130.053
6	13:29:30.876	52.487	14.943	19.979	17.565	144.941	131.842
7	13:30:23.058	52.182	14.488	20.216	17.478	144.008	134.484
8	13:31:17.991	54.933	15.113	21.298	18.522	142.782	135.845
9	13:32:10.201	52.210	14.715	19.960	17.535	144.008	134.484
10	13:33:02.818	52.617	14.679	20.323	17.615	144.008	133.947

Lap	Time of Day	Lap Tm	S1	S2	S3	SFSpd	S1Spd
(50) Tim HASTINGS							
1	13:25:10.021	55.690	16.487	21.056	18.147	99.863	126.618
2	13:26:03.676	53.655	15.512	20.349	17.794	142.177	126.618
3	13:26:57.553	53.877	15.436	20.450	17.991	142.782	126.857
4	13:27:50.663	53.110	15.140	20.056	17.914	138.939	125.905
5	13:28:43.833	53.170	15.090	20.207	17.873	138.652	126.380
6	13:29:36.567	52.734	14.788	19.961	17.985	140.982	126.618
7	13:30:29.802	53.235	15.084	20.292	17.859	141.877	125.905
8	13:31:22.407	52.605	15.107	19.931	17.567	143.392	124.968
9	13:32:15.457	53.050	15.017	20.151	17.882	140.687	126.618
10	13:33:08.018	52.561	14.887	19.841	17.833	139.227	124.735

(84) Darren ROSS							
-------------------------	--	--	--	--	--	--	--

Lap	Time of Day	Lap Tm	S1	S2	S3	SFSpd	S1Spd
(47) Alan BRYCE							
1	13:25:09.578	55.916	16.626	21.276	18.014	97.682	129.551
2	13:26:02.769	53.191	15.084	20.339	17.768	144.008	131.326
3	13:26:55.845	53.076	14.808	20.605	17.663	139.808	132.624
4	13:27:49.140	53.295	14.976	20.374	17.945	141.279	129.551
5	13:28:42.600	53.460	15.006	20.448	18.006	141.279	131.070
6	13:29:36.347	53.747	14.898	20.687	18.162	145.886	129.802
7	13:30:29.688	53.341	15.064	20.386	17.891	142.782	123.360
8	13:31:23.334	53.646	15.325	20.480	17.841	143.699	124.273
9	13:32:17.202	53.868	15.078	20.676	18.114	141.577	131.584
10	13:33:11.482	54.280	15.252	20.510	18.518	134.484	125.905

Lap	Time of Day	Lap Tm	S1	S2	S3	SFSpd	S1Spd
(71) Des BURNS							
1	13:25:09.324	56.103	16.277	21.465	18.361	93.726	124.273
2	13:26:03.443	54.119	15.595	20.507	18.017	131.584	130.306
3	13:26:57.442	53.999	15.414	20.420	18.165	141.877	127.339
4	13:27:51.192	53.750	15.372	20.449	17.929	135.298	125.201
5	13:28:44.573	53.381	15.058	20.227	18.096	138.939	127.098
6	13:29:38.229	53.656	15.159	20.481	18.016	139.808	127.339
7	13:30:31.837	53.608	15.338	20.171	18.099	133.947	129.053
8	13:31:25.395	53.558	15.283	20.277	17.998	137.234	127.824
9	13:32:19.194	53.799	15.429	20.393	17.977	138.939	119.409
10	13:33:12.952	53.758	15.251	20.179	18.328	138.939	129.302

Lap	Time of Day	Lap Tm	S1	S2	S3	SFSpd	S1Spd
(67) Des BURNS							
1	13:25:11.627	57.230	16.894	21.934	18.402	93.076	123.815
2	13:26:06.374	54.747	15.465	21.112	18.170	132.102	125.435
3	13:27:01.776	55.402	15.437	21.123	18.842	139.808	124.273
4	13:27:57.056	55.280	15.403	21.402	18.475	132.624	123.815
5	13:28:52.128	55.072	15.355	21.147	18.570	139.517	122.683
6	13:29:47.390	55.262	15.551	21.235	18.476	138.939	125.435
7	13:30:42.388	54.998	15.692	21.097	18.209	137.798	121.352
8	13:31:38.752	56.364	15.992	21.493	18.879	137.516	123.587
9	13:32:34.303	55.551	15.791	20.994	18.766	133.680	124.968
10	13:33:29.283	54.980	15.492	21.007	18.481	139.227	125.435

Lap	Time of Day	Lap Tm	S1	S2	S3	SFSpd	S1Spd
(111) Jimmy SHANKS							
1	13:25:12.510	58.226	17.240	22.178	18.808	98.979	125.905
2	13:26:07.280	54.770	15.742	20.813	18.215	135.845	126.857
3	13:27:02.934	55.654	16.290	21.201	18.163	133.415	126.380
4	13:27:58.700	55.766	15.605	21.751	18.410	128.805	127.581

KMSC National Motorcycle Racing AC

Scottish Championship Superbikes & Shirlaws KMSC Clubman

Knockhill 1.267 miles

Race 19 - 2nd Race

07/06/2015 13:15

Race (10 Laps) started at 13:24:08

Lap	Time of Day	Lap Tm	S1	S2	S3	SFSpd	S1Spd
3	13:27:04.272	54.706	15.231	21.227	18.248	137.798	125.905
4	13:27:59.640	55.368	15.406	21.297	18.665	136.398	126.857
5	13:28:54.736	55.096	15.497	21.147	18.452	138.081	126.142
6	13:29:49.699	54.963	15.266	21.065	18.632	135.845	126.380
7	13:30:45.113	55.414	15.744	21.277	18.393	138.652	128.805
8	13:31:40.423	55.310	15.582	21.285	18.443	129.551	126.618
9	13:32:35.240	54.817	15.576	20.853	18.388	134.215	126.380
10	13:33:30.794	55.554	15.504	21.545	18.505	131.842	123.360

(12) Neil BROWN

1	13:25:11.926	56.751	16.302	21.955	18.494	109.296	124.504
2	13:26:06.831	54.905	15.514	21.073	18.318	131.584	125.670
3	13:27:02.178	55.347	15.609	21.111	18.627	131.070	123.587
4	13:27:58.786	56.608	15.913	21.926	18.769	130.053	114.129
5	13:28:54.088	55.302	15.738	21.191	18.373	130.814	126.142
6	13:29:49.586	55.498	15.359	21.349	18.790	135.571	120.049
7	13:30:44.982	55.396	15.574	21.297	18.525	138.081	122.236
8	13:31:41.726	56.744	16.120	21.916	18.708	130.306	124.044
9	13:32:37.711	55.985	16.012	21.210	18.763	128.313	120.697
10	13:33:33.228	55.517	15.384	21.446	18.687	136.954	124.968

(119) Kristopher DUNCAN

1	13:25:14.786	1:00.479	18.279	23.371	18.829	93.076	119.196
2	13:26:11.680	56.894	15.863	22.112	18.919	139.227	127.339
3	13:27:07.572	55.892	15.638	21.521	18.733	138.366	124.735
4	13:28:02.820	55.248	15.481	21.325	18.442	141.279	127.339
5	13:28:57.690	54.870	15.321	21.084	18.465	141.279	128.313
6	13:29:52.617	54.927	15.431	21.073	18.423	141.577	128.068
7	13:30:47.534	54.917	15.515	21.038	18.364	142.177	127.824
8	13:31:42.774	55.240	15.553	21.341	18.346	142.479	127.824
9	13:32:37.932	55.158	15.384	21.223	18.551	138.081	126.618
10	13:33:33.513	55.581	15.587	21.247	18.747	136.675	129.302

(33) Graeme BODEL

1	13:25:12.849	58.731	17.551	22.542	18.638	91.928	122.908
2	13:26:08.395	55.546	16.184	21.067	18.295	133.680	128.559
3	13:27:03.581	55.186	15.764	21.145	18.277	131.326	128.068
4	13:27:59.376	55.795	15.641	21.452	18.702	132.102	128.559
5	13:28:55.654	56.278	16.390	21.409	18.479	128.805	128.559
6	13:29:51.096	55.442	15.686	21.036	18.720	130.306	128.068
7	13:30:46.586	55.490	15.831	21.139	18.520	130.814	128.313
8	13:31:42.548	55.962	15.981	21.490	18.491	129.551	128.559
9	13:32:38.329	55.781	16.201	21.245	18.335	128.559	127.098
10	13:33:33.847	55.518	15.916	21.200	18.402	129.551	129.053

(5) Daniel MacLEAN

1	13:25:14.248	59.623	17.304	23.190	19.129	96.558	118.356
2	13:26:11.627	57.379	16.181	22.044	19.154	130.814	124.735
3	13:27:08.817	57.190	16.187	21.956	19.047	129.302	122.459
4	13:28:05.270	56.453	15.778	21.526	19.149	133.150	123.133
5	13:29:02.421	57.151	15.852	21.976	19.323	133.680	123.587
6	13:30:00.233	57.812	16.396	21.973	19.443	125.670	123.587
7	13:30:57.756	57.523	16.381	21.792	19.350	125.670	123.815
8	13:31:55.050	57.294	16.132	21.930	19.232	131.070	124.044
9	13:32:52.695	57.645	16.306	21.919	19.420	121.133	124.044
10	13:33:49.762	57.067	16.040	21.617	19.410	130.306	124.504

(54) Gordon DUNCAN

1	13:25:17.398	1:01.937	18.250	24.050	19.637	98.688	110.374
2	13:26:18.600	1:01.202	17.891	23.712	19.599	130.560	104.529
3	13:27:19.759	1:01.159	17.069	24.234	19.856	134.484	112.976
4	13:28:19.917	1:00.158	16.774	23.858	19.526	133.150	112.408
5	13:29:19.420	59.503	16.294	23.572	19.637	123.133	115.903
6	13:30:18.508	59.088	15.959	23.120	20.009	138.939	114.518
7	13:31:18.833	1:00.325	16.670	23.569	20.086	132.886	119.835
8	13:32:18.369	59.536	16.831	23.231	19.474	126.618	119.196
9	13:33:17.159	58.790	16.319	22.931	19.540	135.571	115.305

(82) Geraint JONES

1	13:25:18.054	1:02.207	18.382	24.045	19.780	97.682	108.064
2	13:26:20.156	1:02.102	18.957	23.346	19.799	136.121	109.832
3	13:27:20.153	59.997	16.760	23.388	19.849	133.680	119.409
4	13:28:19.752	59.599	16.685	23.020	19.894	135.025	118.775
5	13:29:20.055	1:00.303	17.276	23.064	19.963	130.814	120.697

Lap	Time of Day	Lap Tm	S1	S2	S3	SFSpd	S1Spd
6	13:30:19.164	59.109	16.541	22.814	19.754	130.560	118.985
7	13:31:21.304	1:02.140	17.948	24.097	20.095	131.326	120.915
8	13:32:23.800	1:02.496	18.329	24.066	20.101	126.380	116.709
9	13:33:23.718	59.918	17.253	22.939	19.726	125.435	117.940

(66) Derek BUTCHER

1	13:25:13.289	59.100	18.031	22.353	18.716	91.802	120.480
2	13:26:08.015	54.726	15.296	21.025	18.405	138.081	127.339
3	13:27:02.740	54.725	15.445	20.713	18.567	136.675	123.815
4	13:27:57.688	54.948	15.214	21.058	18.676	138.366	123.587
5	13:28:52.296	54.608	15.239	20.839	18.530	135.571	124.968
6	13:29:46.687	54.391	15.142	20.591	18.658	135.845	124.968

(42) Paul GEDDES

1	13:25:19.084	1:03.841	18.583	25.275	19.983	100.460	101.066
2	13:26:21.868	1:02.784	18.293	24.547	19.944	139.808	101.371
3	13:27:21.480	59.612	16.411	23.612	19.589	139.517	116.304
4	13:28:20.978	59.498	16.454	23.562	19.482	137.798	115.107
5	13:29:20.728	59.750	16.730	23.314	19.706	132.624	114.714
6	13:30:19.722	58.994	16.203	23.297	19.494	140.982	115.305

(37) Steven PATERSON

1	13:25:15.056	59.647	17.242	23.555	18.850	103.084	116.506
---	--------------	---------------	---------------	---------------	---------------	---------	----------------

(11) Richard HUGHES

1	13:25:15.149	59.613	17.189	23.701	18.723	109.296	115.703
---	--------------	---------------	---------------	---------------	---------------	---------	----------------

(73) Scott ROBERTSON

1	13:25:15.574	59.392	17.526	23.008	18.858	102.142	115.305
---	--------------	---------------	---------------	---------------	---------------	---------	----------------

Clerk of the Course.

Orbits


Sig : Time :

Chief Timekeeper : Ian Sharp (SMART Timing)

Results available at www.smart-timing.co.uk and www.mylaps.com

www.mylaps.com

Licensed to: SMART Timing



Competitors	Laps											
	0	1	2	3	4	5	6	7	8	9	10	
Alan BRYCE (47)	1	47	55	55	55	55	55	79	55	55	68	
Donald MacFADYEN (55)	2	55	179	179	179	179	79	79	55	179	68	179
Andrew TASKER (179)	3	179	7	7	7	68	179	179	68	179	55	
Sean GILFILLAN (7)	4	7	68	68	68	79	68	68	79	79	79	
Darren ROSS (84)	5	84	79	79	79	7	7	7	7	7	7	
Bruce BIRNIE (79)	6	79	47	84	84	84	84	84	50	50	50	
Paul WISHART (68)	7	68	84	47	47	50	50	50	50	84	84	84
Gavin JONES (71)	8	71	50	50	50	47	47	47	47	47	47	
Graeme BODEL (33)	9	33	71	67	67	67	66	67	67	67	67	
Derek BUTCHER (66)	10	66	67	71	71	66	66	67	71	71	71	111
Jimmy SHANKS (111)	11	111	12	12	12	71	71	71	111	111	111	71
Kristopher DUNCAN (119)	12	119	111	111	66	111	111	111	12	63	63	69
Tim HASTINGS (50)	13	50	33	66	111	12	12	12	63	69	69	63
Des BURNS (67)	14	67	66	33	33	33	63	63	69	12	12	12
Daniel MacLEAN (5)	15	5	69	63	63	63	69	69	33	33	119	119
Rodney SCOTT (69)	16	69	5	69	69	69	33	33	119	119	33	33
Kenny PATERSON (63)	17	63	63	5	119	119	119	119	5	5	5	5
Neil BROWN (12)	18	12	119	119	5	5	5	5	54	54	54	
Paul GEDDES (42)	19	42	37	54	54	82	54	54	82	82	82	
Steven PATERSON (37)	20	37	11	82	82	54	82	82				
Gordon DUNCAN (54)	21	54	73	42	42	42	42	42				
Richard HUGHES (11)	22	11	54									
Geraint JONES (82)	23	82	82									
Scott ROBERTSON (73)	24	73	42									
-	25											

KMSC National Motorcycle Racing AC

KMSC Superbikes & Shirlaws KMSC Clubman

Knockhill 1.267 miles

Race 24 - 3rd Race

07/06/2015 14:30

Race (10 Laps) started at 14:50:16

POLE POSITION

3 55 Donald MacFADYEN	2 179 Andrew TASKER	1 68 Paul WISHART	1
6 50 Tim HASTINGS	5 7 Sean GILFILLAN	4 79 Bruce BIRNIE	2
9 67 Des BURNS	8 47 Alan BRYCE	7 84 Darren ROSS	3
12 69 Rodney SCOTT	11 71 Gavin JONES	10 111 Jimmy SHANKS	4
15 119 Kristopher DUNCAN	14 12 Neil BROWN	13 63 Kenny PATERSON	5
18 54 Gordon DUNCAN	17 5 Daniel MacLEAN	16 33 Graeme BODEL	6
21 42 Paul GEDDES	20 66 Derek BUTCHER	19 82 Geraint JONES	7
24 73 Scott ROBERTSON	23 11 Richard HUGHES	22 37 Steven PATERSON	8
		25 34 John DEAN	9

Clerk of the Course.

Orbits

Sig : Time :

Chief Timekeeper : Ian Sharp (SMART Timing)

Results available at www.smart-timing.co.uk and www.mylaps.com

www.mylaps.com

Licensed to: SMART Timing

Printed: 08/06/2015 21:41:01

KMSC National Motorcycle Racing AC**Sorted on Laps**

KMSC 125's

Knockhill 1.267 miles

Race 20 - 3rd Race

07/06/2015 13:30

Race (10 Laps) started at 13:42:50

Pos	No.	Name	Make/Model	CC	Class Code	Laps	Total Tm	Diff	Best Tm	In Lap	Best Speed
1	11	Lewis PATERSON	Aprilia	RS125	F125	10	11:37.928		1:08.396	6	66.687
2	27	James McLAREN	Aprilia	RS125	F125	10	11:58.072	20.144	1:10.297	6	64.883
3	88	Lewis NICOL	Aprilia	RS125	F125	10	12:06.885	28.957	1:11.112	2	64.140
4	9	Rishon HICKEY	Aprilia	125	F125	10	12:24.538	46.610	1:12.957	5	62.518
5	47	Joel BAVIDGE	Aprilia	RS125	F125	9	12:03.174	1 Lap	1:17.011	7	59.227
6	15	Finlay MILNE	Aprilia	125	F125	9	12:09.427	1 Lap	1:18.335	4	58.225
Not classified											
DNF	21	Marc GIBSON	Aprilia	RS125	F125	2	2:44.248	DNF	1:14.411	2	61.296
DNS	37	Liam CAMPBELL	Honda	CBR400	SL			DNS		0	-

Margin of Victory	Avg. Speed	Best Lap Tm	Best Speed	Best Lap by
20.144	65.352	1:08.396	66.687	11 - Lewis PATERSON

Clerk of the Course.

Orbits

Sig : Time :

Chief Timekeeper : Ian Sharp (SMART Timing)

www.mylaps.com

Results available at www.smart-timing.co.uk and www.mylaps.com

Licensed to: SMART Timing

Printed: 08/06/2015 21:16:21

KMSC National Motorcycle Racing AC

KMSC 125's

Knockhill 1.267 miles

Race 20 - 3rd Race

07/06/2015 13:30

Race (10 Laps) started at 13:42:50

Lap	Time of Day	Lap Tm	S1	S2	S3	SFSpd	S1Spd	Lap	Time of Day	Lap Tm	S1	S2	S3	SFSpd	S1Spd
(11) Lewis PATERSON															
1	13:44:07.279	1:10.051	20.371	25.353	24.327	68.060	88.532								
2	13:45:15.676	1:08.397	19.292	25.041	24.064	90.442	88.183								
3	13:46:24.158	1:08.482	19.209	25.134	24.139	91.179	87.837								
4	13:47:32.686	1:08.528	19.242	25.109	24.177	90.442	88.416								
5	13:48:41.311	1:08.625	19.225	25.306	24.094	90.686	87.722								
6	13:49:49.707	1:08.396	19.299	25.041	24.056	91.303	87.494								
7	13:50:59.359	1:09.652	19.311	25.434	24.907	90.198	87.722								
8	13:52:09.175	1:09.816	19.637	25.883	24.296	91.055	86.257								
9	13:53:18.274	1:09.099	19.534	25.242	24.323	89.836	86.814								
10	13:54:28.849	1:10.575	19.719	25.408	25.448	89.239	86.702								
(27) James McLAREN															
1	13:44:09.351	1:11.805	21.127	25.895	24.783	66.974	85.379								
2	13:45:20.447	1:11.096	20.455	25.822	24.819	88.068	84.306								
3	13:46:32.176	1:11.729	20.733	26.092	24.904	85.706	83.467								
4	13:47:43.227	1:11.051	20.678	25.913	24.460	85.487	83.675								
5	13:48:54.086	1:10.859	20.574	25.891	24.394	86.035	83.467								
6	13:50:04.383	1:10.297	20.493	25.494	24.310	86.702	83.989								
7	13:51:15.301	1:10.918	20.493	25.739	24.686	86.146	83.571								
8	13:52:26.325	1:11.024	20.656	25.687	24.681	86.479	83.363								
9	13:53:37.165	1:10.840	20.306	25.710	24.824	86.146	83.054								
10	13:54:48.993	1:11.828	20.355	26.721	24.752	85.596	83.989								
(88) Lewis NICOL															
1	13:44:12.871	1:12.966	22.458	25.973	24.535	59.282	80.755								
2	13:45:23.983	1:11.112	21.076	25.717	24.319	82.543	80.272								
3	13:46:36.113	1:12.130	21.168	26.263	24.699	82.951	79.511								
4	13:47:47.924	1:11.811	21.314	26.026	24.471	81.540	79.890								
5	13:48:59.567	1:11.643	21.204	25.995	24.444	81.639	79.985								
6	13:50:11.400	1:11.833	21.181	25.963	24.689	81.146	80.658								
7	13:51:22.962	1:11.562	21.027	25.923	24.612	81.739	79.985								
8	13:52:34.184	1:11.222	21.019	25.831	24.372	82.341	80.561								
9	13:53:46.233	1:12.049	21.327	25.697	25.025	82.240	79.890								
10	13:54:57.806	1:11.573	21.300	25.506	24.767	79.043	80.465								
(9) Rishon HICKEY															
1	13:44:16.000	1:15.681	22.119	27.797	25.765	64.527	80.950								
2	13:45:29.632	1:13.632	20.761	27.564	25.307	85.270									
3	13:46:43.274	1:13.642	21.029	27.011	25.602	85.925	79.323								
4	13:47:56.558	1:13.284	20.967	26.919	25.398	84.200									
5	13:49:09.515	1:12.957	21.030	26.397	25.530	83.780	79.606								
6	13:50:22.765	1:13.250	20.723	26.710	25.817	86.479									
7	13:51:36.200	1:13.435	20.944	27.257	25.234	85.487	79.417								
8	13:52:49.485	1:13.285	20.900	26.977	25.408	85.815	78.123								
9	13:54:02.482	1:12.997	20.747	26.761	25.489	85.270	78.488								
10	13:55:15.459	1:12.977	21.000	26.635	25.342	80.658									
(47) Joel BAVIDGE															
1	13:44:20.819	1:20.582	23.306	29.012	28.264	61.737	82.039								
2	13:45:38.997	1:18.178	22.665	28.678	26.835	82.442	80.658								
3	13:46:59.034	1:20.037	23.158	29.710	27.169	81.441	78.397								
4	13:48:19.656	1:20.622	22.704	29.652	28.266	80.465	78.488								
5	13:49:38.848	1:19.192	22.482	29.454	27.256	80.853	79.323								
6	13:50:59.144	1:20.296	22.449	29.136	28.711	80.853	79.230								
7	13:52:16.155	1:17.011	21.602	28.669	26.740	81.146	81.146								
8	13:53:34.650	1:18.495	22.499	28.967	27.029	80.658	78.214								
9	13:54:54.095	1:19.445	22.517	29.599	27.329	80.272	78.672								
(15) Finlay MILNE															
1	13:44:25.452	1:21.262	24.061	29.543	27.658	53.945	75.657								
2	13:45:44.817	1:19.365	22.674	28.733	27.958	80.561	75.402								
3	13:47:04.766	1:19.949	22.889	28.856	28.204	78.397	69.977								
4	13:48:23.101	1:18.335	22.162	28.604	27.569	79.043	74.234								
5	13:49:42.258	1:19.157	22.739	28.787	27.631	74.399	71.850								
6	13:51:01.874	1:19.616	23.235	28.547	27.834	77.671	74.152								
7	13:52:20.970	1:19.096	22.964	28.759	27.373	75.064	71.850								
8	13:53:39.843	1:18.873	22.360	28.157	28.356	77.313	74.070								
9	13:55:00.348	1:20.505	23.564	28.877	28.064	74.399	70.789								
(21) Marc GIBSON															
1	13:44:20.758	1:20.183	23.158	29.691	27.334	63.549	77.941								
2	13:45:35.169	1:14.411	22.185	27.009	25.217	86.702	82.139								

Clerk of the Course.

Orbits

Sig : Time :
Chief Timekeeper : Ian Sharp (SMART Timing)

Results available at www.smart-timing.co.uk and www.mylaps.com

www.mylaps.com
Licensed to: SMART Timing


KMSC 125's

Knockhill 1.267 miles

Race 20 - 3rd Race

07/06/2015 13:30

Race (10 Laps) started at 13:42:50



Competitors	Laps											
	0	1	2	3	4	5	6	7	8	9	10	
Lewis PATERSON (11)	1	11	11	11	11	11	11	11	11	11	11	11
James McLAREN (27)	2	27	27	27	27	27	27	27	27	27	27	27
Lewis NICOL (88)	3	88	88	88	88	88	88	88	88	88	88	88
Joel BAVIDGE (47)	4	47	9	9	9	9	9	9	9	9	9	9
Rishon HICKEY (9)	5	9	21	21	47	47	47	47	47	47	47	47
Marc GIBSON (21)	6	21	47	47	15	15	15	15	15	15	15	15
Finlay MILNE (15)	7	15	15	15								
-	8											

KMSC National Motorcycle Racing AC

KMSC 125's

Knockhill 1.267 miles

Race 25 - 4th Race

07/06/2015 14:45

Race (10 Laps) started at 15:05:43

POLE POSITION

3
88 Lewis NICOL

2
27 James McLAREN

1
11 Lewis PATERSON

6
15 Finlay MILNE

5
47 Joel BAVIDGE

4
9 Rishon HICKEY

8
37 Liam CAMPBELL

7
21 Marc GIBSON

1

2

3

Clerk of the Course.

Orbits

Sig : Time :

Chief Timekeeper : Ian Sharp (SMART Timing)

Results available at www.smart-timing.co.uk and www.mylaps.com

www.mylaps.com

Licensed to: SMART Timing

Printed: 08/06/2015 21:14:38

KMSC National Motorcycle Racing AC

Sorted on Laps

KMSC Superstock 600

Knockhill 1.267 miles

Race 21 - 3rd Race

07/06/2015 13:45

Race (10 Laps) started at 14:00:14

Pos	No.	Name	Make/Model	CC	Class Code	Laps	Total Tm	Diff	Best Tm	In Lap	Best Speed
1	8	Lewis ROLLO	Kawasaki	XR	S6	10	8:48.355		51.737	10	88.159
2	49	Paul McCLUNG	Yamaha	R6 600	S6	10	8:48.872	0.517	51.961	8	87.779
3	30	Liam SHELLCOCK	Triumph	675R	S6	10	8:51.179	2.824	51.758	4	88.123
4	99	Callum GRIGOR	Kawasaki	ZX6R 600	S6	10	9:05.170	16.815	53.410	4	85.398
5	7	Jodie CHALK	Triumph	675	S6	10	9:15.656	27.301	54.317	2	83.972
6	19	Kristopher DUNCAN	Kawasaki	ZX6R	S6	10	9:20.973	32.618	54.644	9	83.469
7	51	Mark IRONSIDE	Kawasaki	XR600	S6	10	9:21.287	32.932	55.151	3	82.702
8	21	Sean COOPER	Triumph	675R	S6	10	9:21.326	32.971	54.437	8	83.787
9	2	Angus MEARNS	Yamaha	R6 600	S6	10	9:22.061	33.706	55.028	10	82.887
10	28	Paul BOWERBANK	Kawasaki	ZX6R 600	S6	10	9:33.390	45.035	56.115	8	81.281
11	63	Chris EASTWOOD	Suzuki	GSXR600	S6	10	9:39.899	51.544	56.295	10	81.021
12	151	Leon MURPHY	Suzuki	GSXR 600	S6	10	9:39.971	51.616	56.759	10	80.359
13	27	Andrew DONALD	Yamaha	R6 600	S6	9	8:57.310	1 Lap	58.066	2	78.550

Not classified

DNF	72	Peter DUNCAN	Triumph	675R	S6	2	2:02.226	DNF	57.601	2	79.184
DNS	97	Sammi TASKER	Suzuki	GSXR600	S6			DNS		0	-
DNS	41	Lukasz PIEC	Yamaha	R6 600	S6			DNS		0	-
DNS	93	Kyle DUNCAN	Kawasaki	ZX6R 600	S6			DNS		0	-

Margin of Victory	Avg. Speed	Best Lap Tm	Best Speed	Best Lap by
0.517	86.326	51.737	88.159	8 - Lewis ROLLO

Clerk of the Course.

Orbits

Sig : Time :

Chief Timekeeper : Ian Sharp (SMART Timing)

www.mylaps.com

Results available at www.smart-timing.co.uk and www.mylaps.com

Licensed to: SMART Timing

Printed: 08/06/2015 21:35:04

KMSC National Motorcycle Racing AC

KMSC Superstock 600

Knockhill 1.267 miles

Race 21 - 3rd Race

07/06/2015 13:45

Race (10 Laps) started at 14:00:14

Lap	Time of Day	Lap Tm	S1	S2	S3	SFSpd	S1Spd
(8) Lewis ROLLO							
1	14:01:13.400	53.460	15.681	19.671	18.108	88.183	126.618
2	14:02:05.930	52.530	14.809	19.818	17.903	137.798	125.905
3	14:02:58.340	52.410	14.797	19.601	18.012	138.366	126.380
4	14:03:50.821	52.481	14.781	19.673	18.027	139.808	127.098
5	14:04:43.118	52.297	14.733	19.933	17.631	140.099	126.142
6	14:05:35.127	52.009	14.656	19.486	17.867	139.808	126.618
7	14:06:27.257	52.130	14.716	19.698	17.716	139.808	127.098
8	14:07:19.376	52.119	14.716	19.640	17.763	139.808	126.380
9	14:08:11.550	52.174	14.671	19.775	17.728	139.808	127.824
10	14:09:03.287	51.737	14.613	19.454	17.670	139.808	126.380

Lap	Time of Day	Lap Tm	S1	S2	S3	SFSpd	S1Spd
(49) Paul McClUNG							
1	14:01:13.579	53.834	16.068	19.923	17.843	92.947	126.857
2	14:02:06.040	52.461	14.911	19.688	17.862	140.099	125.201
3	14:02:58.438	52.398	14.844	19.535	18.019	137.798	124.968
4	14:03:50.755	52.317	14.823	19.623	17.871	140.099	125.670
5	14:04:43.104	52.349	15.007	19.493	17.849	138.939	126.857
6	14:05:35.174	52.070	14.756	19.499	17.815	136.675	125.905
7	14:06:27.463	52.289	14.797	19.623	17.869	140.687	126.142
8	14:07:19.424	51.961	14.846	19.469	17.646	140.099	125.905
9	14:08:11.815	52.391	14.874	19.648	17.869	140.687	125.905
10	14:09:03.804	51.989	15.018	19.315	17.656	140.687	127.581

Lap	Time of Day	Lap Tm	S1	S2	S3	SFSpd	S1Spd
(30) Liam SHELLCOCK							
1	14:01:14.301	54.098	16.064	20.177	17.857	89.957	126.142
2	14:02:07.075	52.774	15.006	19.880	17.888	133.947	126.142
3	14:02:59.319	52.244	14.831	19.700	17.713	134.484	126.380
4	14:03:51.077	51.758	14.581	19.591	17.586	137.516	126.380
5	14:04:43.459	52.382	14.922	19.809	17.651	140.392	126.857
6	14:05:35.761	52.302	14.909	19.679	17.714	138.652	127.581
7	14:06:27.915	52.154	14.839	19.648	17.667	137.798	127.098
8	14:07:20.245	52.330	14.976	19.712	17.642	135.845	126.142
9	14:08:13.402	53.157	14.637	19.975	18.545	137.798	127.098
10	14:09:06.111	52.709	14.947	19.914	17.848	133.415	125.670

Lap	Time of Day	Lap Tm	S1	S2	S3	SFSpd	S1Spd
(99) Callum GRIGOR							
1	14:01:16.019	55.766	16.303	20.952	18.511	93.857	124.735
2	14:02:09.437	53.418	14.945	20.231	18.242	135.845	124.273
3	14:03:03.346	53.909	15.179	20.372	18.358	135.025	122.014
4	14:03:56.756	53.410	15.026	20.133	18.251	134.754	124.504
5	14:04:50.334	53.578	15.005	20.265	18.308	135.845	124.044
6	14:05:43.959	53.625	15.019	20.410	18.196	135.025	123.587
7	14:06:37.869	53.910	15.190	20.501	18.219	135.298	124.044
8	14:07:31.707	53.838	15.144	20.485	18.209	135.571	123.815
9	14:08:25.839	54.132	15.270	20.456	18.406	135.298	124.273
10	14:09:20.102	54.263	15.190	20.614	18.459	135.845	122.236

Lap	Time of Day	Lap Tm	S1	S2	S3	SFSpd	S1Spd
(7) Jodie CHALK							
1	14:01:16.187	56.179	16.176	21.181	18.822	94.785	124.504
2	14:02:10.504	54.317	15.201	20.934	18.182	131.070	126.618
3	14:03:04.882	54.378	15.203	20.944	18.231	133.947	124.504
4	14:03:59.362	54.480	15.058	21.174	18.248	136.954	125.201
5	14:04:53.856	54.494	15.003	21.099	18.392	138.366	125.435
6	14:05:48.494	54.638	15.259	21.230	18.149	135.025	123.360
7	14:06:43.637	55.143	15.339	21.411	18.393	133.680	121.792
8	14:07:38.787	55.150	15.266	21.474	18.410	134.215	122.459
9	14:08:34.425	55.638	15.536	21.632	18.470	134.215	122.236
10	14:09:30.588	56.163	15.490	21.937	18.736	135.298	120.265

Lap	Time of Day	Lap Tm	S1	S2	S3	SFSpd	S1Spd
(19) Kristopher DUNCAN							
1	14:01:18.625	58.278	17.403	21.969	18.906	91.677	119.835
2	14:02:14.425	55.800	15.802	21.426	18.572	134.754	126.380
3	14:03:09.644	55.219	15.392	20.895	18.932	138.652	124.735
4	14:04:04.845	55.201	15.448	21.079	18.674	138.366	125.201
5	14:05:00.196	55.351	15.303	21.380	18.668	138.939	124.968
6	14:05:55.417	55.221	15.404	21.271	18.546	138.081	124.968
7	14:06:51.071	55.654	15.302	21.858	18.494	135.298	125.905
8	14:07:46.283	55.212	15.312	21.373	18.527	138.652	122.459
9	14:08:40.927	54.644	15.430	20.892	18.322	138.366	126.618
10	14:09:35.905	54.978	15.350	21.049	18.579	138.081	126.142

(51) Mark IRONSIDE							
---------------------------	--	--	--	--	--	--	--

Lap	Time of Day	Lap Tm	S1	S2	S3	SFSpd	S1Spd
1	14:01:17.803	57.174	16.815	21.522	18.837	93.595	120.697
2	14:02:13.140	55.337	15.596	21.060	18.681	134.484	121.352
3	14:03:08.291	55.151	15.649	20.871	18.631	133.947	120.697
4	14:04:03.665	55.374	15.665	20.992	18.717	131.326	120.697
5	14:04:59.393	55.728	15.661	21.361	18.706	133.680	120.480
6	14:05:54.577	55.184	15.617	21.064	18.503	132.624	119.621
7	14:06:49.876	55.299	15.629	21.090	18.580	131.584	121.133
8	14:07:45.303	55.427	15.537	21.194	18.696	132.102	121.352
9	14:08:40.646	55.343	15.538	21.165	18.640	132.102	120.697
10	14:09:36.219	55.573	15.631	21.248	18.694	133.150	119.835

Lap	Time of Day	Lap Tm	S1	S2	S3	SFSpd	S1Spd
(21) Sean COOPER							
1	14:01:18.786	57.652	17.111	21.633	18.908	97.540	123.133
2	14:02:15.310	56.524	16.185	21.386	18.953	135.571	122.908
3	14:03:11.377	56.067	15.673	21.295	19.099	135.025	122.014
4	14:04:06.984	55.607	15.979	20.717	18.911	134.484	120.697
5	14:05:02.378	55.394	15.767	20.758	18.869	134.215	121.792
6	14:05:57.248	54.870	15.593	20.669	18.608	136.121	121.572
7	14:06:52.012	54.764	15.671	20.603	18.490	135.845	121.792
8	14:07:46.449	54.437	15.522	20.555	18.360	136.398	121.352
9	14:08:41.616	55.167	15.714	21.120	18.333	138.081	123.360
10	14:09:36.258	54.642	15.306	20.836	18.500	138.081	123.360

Lap	Time of Day	Lap Tm	S1	S2	S3	SFSpd	S1Spd
(2) Angus MEARNS							
1	14:01:17.681	57.095	16.656	21.547	18.892	90.932	120.480
2	14:02:13.182	55.501	15.579	21.060	18.862	129.551	121.352
3	14:03:08.918	55.736	15.704	21.399	18.633	134.215	120.480
4	14:04:04.176	55.258	15.251	21.277	18.730	135.298	122.908
5	14:05:00.063	55.887	15.486	21.680	18.721	135.298	123.133
6	14:05:55.188	55.125	15.272	21.295	18.558	136.121	123.133
7	14:06:50.807	55.619	15.451	21.322	18.846	135.025	122.683
8	14:07:46.223	55.416	15.306	21.403	18.707	133.150	122.683
9	14:08:41.965	55.742	15.804	21.685	18.253	133.415	122.459
10	14:09:36.993	55.028	15.158	21.196	18.674	138.366	124.044

Lap	Time of Day	Lap Tm	S1	S2	S3	SFSpd	S1Spd
(28) Paul BOWERBANK							
1	14:01:18.492	57.610	16.586	21.952	19.072	97.399	125.670
2	14:02:15.145	56.653	15.903	21.812	18.938	134.215	125.201
3	14:03:11.892	56.747	15.613	21.366	19.768	136.954	125.201
4	14:04:08.821	56.929	16.194	21.447	19.288	136.954	124.735
5	14:05:05.284						

KMSC National Motorcycle Racing AC

KMSC Superstock 600

Knockhill 1.267 miles

Race 21 - 3rd Race

07/06/2015 13:45

Race (10 Laps) started at 14:00:14

Lap	Time of Day	Lap Tm	S1	S2	S3	SFSpd	S1Spd	Lap	Time of Day	Lap Tm	S1	S2	S3	SFSpd	S1Spd
3	14:03:18.740	58.308	16.241	22.335	19.732	131.842	118.356								
4	14:04:17.707	58.967	16.583	22.780	19.604	128.313	116.912								
5	14:05:16.109	58.402	16.509	22.374	19.519	122.908	117.116								
6	14:06:15.809	59.700	16.631	23.367	19.702	122.683	120.049								
7	14:07:14.859	59.050	16.739	22.772	19.539	122.908	114.518								
8	14:08:13.701	58.842	16.443	22.498	19.901	130.306	117.116								
9	14:09:12.242	58.541	16.331	22.629	19.581	127.824	115.703								

(72) Peter DUNCAN

1	14:01:19.557	58.651	17.107	22.358	19.186	97.117	119.409
2	14:02:17.158	57.601	16.205	22.187	19.209	126.380	121.352

Clerk of the Course.

Orbits

Sig : Time :

Chief Timekeeper : Ian Sharp (SMART Timing)

Results available at www.smart-timing.co.uk and www.mylaps.com

www.mylaps.com

Licensed to: SMART Timing

Printed: 08/06/2015 21:35:18

Page 2/2


KMSC Superstock 600

Knockhill 1.267 miles

Race 21 - 3rd Race

07/06/2015 13:45

Race (10 Laps) started at 14:00:14



Competitors	Laps											
	0	1	2	3	4	5	6	7	8	9	10	
Paul McCLUNG (49)	1	49	8	8	8	49	49	8	8	8	8	8
Lewis ROLLO (8)	2	8	49	49	49	8	8	49	49	49	49	49
Jodie CHALK (7)	3	7	30	30	30	30	30	30	30	30	30	30
Liam SHELLCOCK (30)	4	30	99	99	99	99	99	99	99	99	99	99
Callum GRIGOR (99)	5	99	7	7	7	7	7	7	7	7	7	7
Kristopher DUNCAN (19)	6	19	2	51	51	51	51	51	51	51	51	19
Angus MEARNES (2)	7	2	51	2	2	2	2	2	2	2	19	51
Mark IRONSIDE (51)	8	51	28	19	19	19	19	19	19	19	21	21
Paul BOWERBANK (28)	9	28	19	28	21	21	21	21	21	21	2	2
Peter DUNCAN (72)	10	72	21	21	28	28	28	28	28	28	28	28
Leon MURPHY (151)	11	151	72	72	151	151	151	151	151	151	151	63
Sean COOPER (21)	12	21	151	151	63	63	63	63	63	63	63	151
Chris EASTWOOD (63)	13	63	63	63	27	27	27	27	27	27	27	27
Andrew DONALD (27)	14	27	27	27								
-	15											
-	16											
-	17											

KMSC National Motorcycle Racing AC

Sorted on Laps

KMSC Cupar Motorcycles Pre-Injection 600

Knockhill 1.267 miles

Race 22 - 5th Race

07/06/2015 14:00

Race (10 Laps) started at 14:16:29

Pos	No.	Name	Make/Model	CC	Class Code	Laps	Total Tm	Diff	Best Tm	In Lap	Best Speed
1	84	Kyle HARPER	Yamaha	R6 600	PI6	10	9:21.899		54.985	5	82.952
2	21	Michael BURKE	Yamaha	R6 600	PI6	10	9:25.779	3.880	55.329	2	82.436
3	48	David McCAFFERTY	Yamaha	R6 600	PI6	10	9:30.479	8.580	55.696	6	81.893
4	86	Russell WILL	Yamaha	R6 600	PI6	10	9:38.088	16.189	56.271	6	81.056
5	89	Alex BASS	Yamaha	R6 600	PI6	10	9:43.201	21.302	57.071	7	79.920
6	119	Allan HARROW	Yamaha	R6 600	PI6	10	9:57.433	35.534	57.684	4	79.070
7	91	Lewis SHAND	Yamaha	R6 600	PI6	10	10:02.745	40.846	58.489	7	77.982
8	60	Douglas BROWN	Yamaha	R6 600	PI6	10	10:02.836	40.937	58.800	9	77.570
9	16	Michael CLARK	Honda	CBR600	PI6	10	10:09.817	47.918	59.616	3	76.508
10	6	James WILKEN	Yamaha	R6 600	PI6	10	10:18.710	56.811	1:00.192	9	75.776
11	58	Barry STEWART	Yamaha	R6 600	PI6	10	10:18.736	56.837	59.335	10	76.870
12	87	Chris CHERRY	Honda	CBR600	PI6	10	10:20.383	58.484	1:00.243	10	75.712
13	73	Fraser CAMERON	Yamaha	R6 600	PI6	9	9:25.730	1 Lap	1:01.127	5	74.617
14	10	Stuart DEANS	Kawasaki	ZX6 600	PI6	9	9:34.790	1 Lap	1:02.038	4	73.521
15	54	Cameron ROBB	Yamaha	R6 600	PI6	9	9:54.029	1 Lap	1:02.517	9	72.958
16	81	Stewart MARR	Yamaha	R6 600	PI6	9	9:54.406	1 Lap	1:02.532	9	72.940
17	17	Ellie ANDERSON	Yamaha	R6 600	PI6	9	10:05.363	1 Lap	1:05.347	4	69.798

Not classified

DNF	11	Patrick FORMAN	Yamaha	R6 600	PI6	2	1:58.442	DNF	55.811	2	81.724
DNS	47	Steven HADDOW	Yamaha	R6 600	PI6			DNS		0	-
DNS	65	Sam KENNEDY	Yamaha	R6 600	PI6			DNS		0	-
DNS	92	Andrew CRAIGMILE	Yamaha	YZF R6	PI6			DNS		0	-
DNS	9	Warren ROBINSON	Kawasaki	ZX6R	PI6			DNS		0	-
DNS	76	Steven BEATTIE	Yamaha	R6 600	PI6			DNS		0	-

Margin of Victory	Avg. Speed	Best Lap Tm	Best Speed	Best Lap by
3.880	81.173	54.985	82.952	84 - Kyle HARPER

Clerk of the Course.

Orbits

Sig : Time :

Chief Timekeeper : Ian Sharp (SMART Timing)

www.mylaps.com

Results available at www.smart-timing.co.uk and www.mylaps.com

Licensed to: SMART Timing

Printed: 08/06/2015 21:25:52

KMSC National Motorcycle Racing AC

KMSC Cupar Motorcycles Pre-Injection 600

Knockhill 1.267 miles

Race 22 - 5th Race

07/06/2015 14:00

Race (10 Laps) started at 14:16:29

Lap	Time of Day	Lap Tm	S1	S2	S3	SFSpd	S1Spd
(84) Kyle HARPER							
1	14:17:31.455	56.990	16.666	21.270	19.054	88.532	118.775
2	14:18:26.917	55.462	15.562	20.911	18.989	126.857	118.775
3	14:19:22.202	55.285	15.573	20.902	18.810	126.618	119.196
4	14:20:17.301	55.099	15.509	20.819	18.771	127.098	119.621
5	14:21:12.286	54.985	15.483	20.885	18.617	127.581	118.775
6	14:22:08.119	55.833	15.637	21.064	19.132	127.339	118.775
7	14:23:04.108	55.989	16.037	21.015	18.937	127.339	118.356
8	14:23:59.511	55.403	15.623	20.869	18.911	126.857	118.775
9	14:24:54.987	55.476	15.799	20.818	18.859	128.313	119.196
10	14:25:51.454	56.467	15.902	21.292	19.273	127.581	118.147

Lap	Time of Day	Lap Tm	S1	S2	S3	SFSpd	S1Spd
(21) Michael BURKE							
1	14:17:32.866	57.851	17.107	21.705	19.039	86.590	118.565
2	14:18:28.195	55.329	15.618	20.949	18.762	128.068	118.775
3	14:19:24.134	55.939	15.999	20.923	19.017	130.814	116.506
4	14:20:19.540	55.406	15.670	20.772	18.964	126.380	118.147
5	14:21:15.740	56.200	16.199	21.093	18.908	129.053	107.201
6	14:22:11.588	55.848	15.820	21.228	18.800	126.142	115.903
7	14:23:08.082	56.494	15.735	21.679	19.080	127.581	115.703
8	14:24:03.800	55.718	15.747	21.095	18.876	126.142	115.305
9	14:24:59.900	56.100	15.722	20.948	19.430	126.618	116.506
10	14:25:55.334	55.434	15.628	20.883	18.923	127.098	117.321

Lap	Time of Day	Lap Tm	S1	S2	S3	SFSpd	S1Spd
(48) David McCafferty							
1	14:17:31.952	57.208	16.600	21.465	19.143	92.562	117.940
2	14:18:27.891	55.939	15.479	21.170	19.290	130.560	117.526
3	14:19:25.279	57.388	16.534	21.472	19.382	131.842	117.940
4	14:20:21.157	55.878	15.495	21.313	19.070	131.326	119.621
5	14:21:16.967	55.810	15.442	21.268	19.100	132.886	118.775
6	14:22:12.663	55.696	15.559	21.145	18.992	132.362	119.196
7	14:23:11.530	58.867	15.606	22.777	20.484	131.584	119.621
8	14:24:07.843	56.313	15.520	21.394	19.399	131.842	118.565
9	14:25:03.694	55.851	15.588	21.102	19.161	132.102	119.196
10	14:26:00.034	56.340	15.438	21.739	19.163	132.624	119.196

Lap	Time of Day	Lap Tm	S1	S2	S3	SFSpd	S1Spd
(86) Russell WILL							
1	14:17:35.282	1:00.053	18.853	22.299	18.901	86.479	113.935
2	14:18:32.369	57.087	16.809	21.305	18.973	132.624	118.775
3	14:19:29.866	57.497	16.803	21.547	19.147	132.102	118.985
4	14:20:26.646	56.780	15.987	21.678	19.115	131.326	120.049
5	14:21:23.349	56.703	15.925	21.445	19.333	130.560	120.265
6	14:22:19.620	56.271	15.761	21.402	19.108	131.842	119.835
7	14:23:16.729	57.109	16.182	21.821	19.106	131.842	118.565
8	14:24:13.588	56.859	16.007	21.781	19.071	131.842	119.835
9	14:25:10.487	56.899	16.063	21.752	19.084	131.326	118.985
10	14:26:07.643	57.156	16.371	21.744	19.041	130.306	118.147

Lap	Time of Day	Lap Tm	S1	S2	S3	SFSpd	S1Spd
(89) Alex BASS							
1	14:17:34.157	59.245	17.748	22.254	19.243	92.690	118.356
2	14:18:31.491	57.334	15.976	22.066	19.292	133.415	118.565
3	14:19:28.823	57.332	15.973	21.809	19.550	131.584	120.915
4	14:20:25.952	57.129	15.924	21.944	19.261	132.362	119.196
5	14:21:23.135	57.183	16.036	21.782	19.365	132.362	119.621
6	14:22:20.531	57.396	16.269	21.964	19.163	131.070	117.116
7	14:23:17.602	57.071	15.860	21.999	19.212	132.362	117.116
8	14:24:17.415	59.813	16.065	22.591	21.157	129.802	117.526
9	14:25:15.129	57.714	16.315	22.047	19.352	125.201	116.709
10	14:26:12.756	57.627	16.249	21.778	19.600	129.053	120.480

Lap	Time of Day	Lap Tm	S1	S2	S3	SFSpd	S1Spd
(119) Allan HARROW							
1	14:17:34.529	59.249	17.657	22.205	19.387	87.837	112.033
2	14:18:32.259	57.730	16.773	21.602	19.355	128.068	115.305
3	14:19:30.527	58.268	17.203	21.745	19.320	125.201	116.506
4	14:20:28.211	57.684	16.167	21.925	19.592	126.857	116.709
5	14:21:26.653	58.442	16.532	22.230	19.680	125.435	115.703
6	14:22:24.952	58.299	16.314	22.087	19.898	125.201	115.504
7	14:23:24.295	59.343	16.885	22.379	20.079	119.196	114.714
8	14:24:24.711	1:00.416	17.154	23.173	20.089	119.196	112.976
9	14:25:25.625	1:00.914	16.615	23.484	20.815	120.480	112.976
10	14:26:26.988	1:01.363	17.510	23.078	20.775	118.147	108.941

Lap	Time of Day	Lap Tm	S1	S2	S3	SFSpd	S1Spd
(91) Lewis SHAND							
1	14:17:40.860	1:04.040	18.452	24.439	21.149	90.442	105.681
2	14:18:42.730	1:01.870	17.217	23.518	21.135	122.236	106.351
3	14:19:45.251	1:02.521	17.577	23.801	21.143	118.775	104.529
4	14:20:46.471	1:01.220	16.931	23.565	20.724	120.265	107.544
5	14:21:47.227	1:00.756	16.895	23.408	20.453	120.697	108.941
6	14:22:47.784	1:00.557	16.603	23.188	20.766	119.621	107.717
7	14:23:48.154	1:00.370	16.935	23.270	20.165	117.321	105.020
8	14:24:48.780	1:00.626	17.069	23.100	20.457	121.792	107.717
9	14:25:49.695	1:00.915	17.287	23.326	20.302	119.409	105.020
10	14:26:49.938	1:00.243	16.494	23.093	20.656	116.103	109.118

Lap	Time of Day	Lap Tm	S1	S2	S3	SFSpd	S1Spd
(60) Douglas BROWN							
1	14:17:37.899	1:02.379	18.753	23.635	19.991	90.932	97.682
2	14:18:37.276	59.377	16.381	23.012	19.984	133.415	113.166
3	14:19:37.500	1:00.224	16.999	23.127	20.098	130.053	109.118
4	14:20:37.501	1:00.001	16.498	23.418	20.085	131.070	110.922
5	14:21:36.442	58.941	16.195	22.462	20.284	130.814	119.835
6	14:22:35.882	59.440	16.282	23.129	20.029	130.560	120.915
7	14:23:34.371	58.489	16.152	22.469	19.868	131.326	119.196
8	14:24:34.214	59.843	16.405	23.514	19.924	132.362	115.903
9	14:25:32.813	58.599	16.270	22.601	19.728	130.814	117.940
10	14:26:32.300	59.487	16.326	23.077	20.084	130.306	109.118

Lap	Time of Day	Lap Tm	S1	S2	S3	SFSpd	S1Spd
(60) Douglas BROWN							
1	14:17:37.294	1:01.957	18.542	23.462	19.953	91.802	113.357
2	14:18:36.354	59.060	16.575	22.534	19.951	127.098	115.504
3	14:19:35.788	59.434	16.869	22.438	20.127	124.273	113.357
4	14:20:35.590	59.802	16.947	22.655	20.200	123.815	110.556
5	14:21:34.946	59.356	16.831	22.435	20.090	122.683	113.166
6	14:22:34.298	59.352	16.812	22.561	19.979	123.815	113.166
7	14:23:33.841	59.543	16.898	22.545	20.100	120.480	110.374
8	14:24:33.651	59.810	17.107	22.743	19.960	122.908	110.012
9	14:25:32.451	58.800	16.593	22.262	19.945	123.815	113.357
10	14:26:32.391	59.940	16.522	23.014	20.404	122.683	112.033

Lap	Time of Day	Lap Tm	S1	S2	S3	SFSpd	S1Spd
(16) Michael CLARK							
1	14:17:36.867	1:00.954	17.742	23.382	19.830	95.188	108.764
2	14:18:37.151	1:00.284	16.641	23.463	20.180	130.560	106.183
3	14:19:36.767	59.616	16.871	22.700	20.045	126.857	107.030
4	14:20:37.614	1:00.847	17.045	23.285	20.517	123.587	104.366
5	14:21:37.609	59.9					

KMSC National Motorcycle Racing AC

KMSC Cupar Motorcycles Pre-Injection 600

Knockhill 1.267 miles

Race 22 - 5th Race

07/06/2015 14:00

Race (10 Laps) started at 14:16:29

Lap	Time of Day	Lap Tm	S1	S2	S3	SFSpd	S1Spd	Lap	Time of Day	Lap Tm	S1	S2	S3	SFSpd	S1Spd
3	14:19:45.201	1:02.200	17.653	23.776	20.771	118.356	107.030								
4	14:20:46.614	1:01.413	17.310	23.630	20.473	120.697	106.520								
5	14:21:47.741	1:01.127	17.314	23.476	20.337	118.356	105.184								
6	14:22:49.280	1:01.539	17.717	23.533	20.289	118.775	107.030								
7	14:23:50.619	1:01.339	17.378	23.359	20.602	118.775	104.856								
8	14:24:52.916	1:02.297	17.602	24.033	20.662	117.526	104.529								
9	14:25:55.285	1:02.369	17.619	24.113	20.637	115.305	103.084								
(10) Stuart DEANS															
1	14:17:42.440	1:05.728	19.393	25.492	20.843	86.368	93.465								
2	14:18:45.292	1:02.852	17.289	24.607	20.956	120.915	108.064								
3	14:19:47.600	1:02.308	17.184	24.213	20.911	124.044	111.660								
4	14:20:49.638	1:02.038	17.152	23.812	21.074	120.265	110.374								
5	14:21:51.812	1:02.174	17.128	24.150	20.896	123.587	109.832								
6	14:22:54.896	1:03.084	17.386	24.361	21.337	121.572	112.033								
7	14:23:58.572	1:03.676	17.782	24.621	21.273	120.480	106.859								
8	14:25:01.529	1:02.957	17.795	23.839	21.323	116.506	105.349								
9	14:26:04.345	1:02.816	17.277	24.107	21.432	120.265	107.372								
(54) Cameron ROBB															
1	14:17:46.580	1:09.650	20.546	27.212	21.892	82.543	96.143								
2	14:18:52.990	1:06.410	18.558	26.249	21.603	121.352	102.454								
3	14:19:57.902	1:04.912	18.040	24.894	21.978	112.597	106.859								
4	14:21:03.387	1:05.485	18.325	25.581	21.579	116.103	106.351								
5	14:22:08.403	1:05.016	17.900	25.319	21.797	120.049	102.611								
6	14:23:12.901	1:04.498	17.782	24.781	21.935	120.049	100.611								
7	14:24:17.603	1:04.702	18.041	25.078	21.583	113.357	103.242								
8	14:25:21.067	1:03.464	17.681	24.369	21.414	111.660	105.184								
9	14:26:23.584	1:02.517	17.126	24.067	21.324	115.107	109.296								
(81) Stewart MARR															
1	14:17:44.558	1:07.790	20.192	25.554	22.044	88.532	98.833								
2	14:18:50.221	1:05.663	18.406	24.860	22.397	113.935	94.120								
3	14:19:57.062	1:06.841	18.606	25.403	22.832	106.015	96.143								
4	14:21:03.484	1:06.422	18.759	25.085	22.578	111.660	100.460								
5	14:22:07.810	1:04.326	17.728	24.853	21.745	111.105	103.242								
6	14:23:12.310	1:04.500	18.232	24.378	21.890	116.103	102.454								
7	14:24:17.709	1:05.399	18.365	24.942	22.092	108.588	98.111								
8	14:25:21.429	1:03.720	18.550	24.054	21.116	104.529	100.161								
9	14:26:23.961	1:02.532	17.700	23.803	21.029	111.846	102.926								
(17) Ellie ANDERSON															
1	14:17:46.245	1:08.983	20.316	26.521	22.146	92.435	99.125								
2	14:18:51.773	1:05.528	17.473	25.605	22.450	127.098	108.588								
3	14:19:57.522	1:05.749	17.915	25.726	22.108	122.459	107.717								
4	14:21:02.869	1:05.347	17.873	25.467	22.007	125.435	107.890								
5	14:22:08.539	1:05.670	17.620	25.650	22.400	126.380	109.296								
6	14:23:14.780	1:06.241	18.161	25.677	22.403	111.105	108.238								
7	14:24:20.688	1:05.908	17.631	25.606	22.671	124.273	107.544								
8	14:25:27.157	1:06.469	17.624	26.279	22.566	125.201	108.413								
9	14:26:34.918	1:07.761	18.588	26.173	23.000	123.587	103.721								
(11) Patrick FORMAN															
1	14:17:32.186	57.276	16.977	21.239	19.060	79.795	116.506								
2	14:18:27.997	55.811	15.783	21.146	18.882	127.824	117.526								

Clerk of the Course.

Orbits

Sig : Time :
 Chief Timekeeper : Ian Sharp (SMART Timing)
 Results available at www.smart-timing.co.uk and www.mylaps.com

www.mylaps.com
 Licensed to: SMART Timing


KMSC Cupar Motorcycles Pre-Injection 600

Knockhill 1.267 miles

Race 22 - 5th Race

07/06/2015 14:00

Race (10 Laps) started at 14:16:29



Competitors	Laps										
	0	1	2	3	4	5	6	7	8	9	10
Kyle HARPER (84)	1	84	84	84	84	84	84	84	84	84	84
David McCAFFERTY (48)	2	48	48	48	21	21	21	21	21	21	21
Patrick FORMAN (11)	3	11	11	11	48	48	48	48	48	48	48
Alex BASS (89)	4	89	21	21	89	89	89	86	86	86	86
Michael BURKE (21)	5	21	89	89	86	86	86	89	89	89	89
Russell WILL (86)	6	86	119	119	119	119	119	119	119	119	119
Allan HARROW (119)	7	119	86	86	60	60	60	60	60	60	91
Douglas BROWN (60)	8	60	16	60	16	91	91	91	91	91	60
Lewis SHAND (91)	9	91	60	16	91	16	16	16	16	16	16
Michael CLARK (16)	10	16	91	91	6	6	6	6	6	6	6
Barry STEWART (58)	11	58	6	6	73	87	87	87	87	87	58
Fraser CAMERON (73)	12	73	87	87	87	73	73	58	58	58	87
James WILKEN (6)	13	6	73	73	58	58	58	73	73	73	73
Stuart DEANS (10)	14	10	58	58	10	10	10	10	10	10	10
Stewart MARR (81)	15	81	10	10	81	17	81	81	54	54	54
Chris CHERRY (87)	16	87	81	81	17	54	54	54	81	81	81
Cameron ROBB (54)	17	54	17	17	54	81	17	17	17	17	17
Ellie ANDERSON (17)	18	17	54	54							
-	19										
-	20										
-	21										
-	22										
-	23										

KMSC National Motorcycle Racing AC

Sorted on Laps

KMSC Lightweights

Knockhill 1.267 miles

Race 23 - 3rd Race

07/06/2015 14:15

Race (10 Laps) started at 14:32:23

Pos	No.	Name	Make/Model	CC	Class Code	Laps	Total Tm	Diff	Best Tm	In Lap	Best Speed
1	15	Keith DICKIE	Kawasaki	ER6	SL	10	9:43.365		57.303	2	79.596
2	21	Grant REID	Kawasaki	ER6	SL	10	9:50.650	7.285	57.445	3	79.399
3	5	Gillian McGAW	Kawasaki	400	SL	10	9:53.148	9.783	56.772	4	80.341
4	12	Dan JAMES	Suzuki	SV650	SL	10	10:06.281	22.916	58.400	3	78.101
5	4	Alan GIBSON	Suzuki	SV650	SL	10	10:11.463	28.098	59.380	3	76.812
6	13	Andrew BARTON	Suzuki	SV650	SL	10	10:12.518	29.153	59.354	7	76.846
7	39	Stuart HAMILTON	Kawasaki	ZXR400	F4	10	10:26.962	43.597	1:01.085	9	74.668
8	44	Derek ADAMS	Weslake	900	CS	10	10:30.580	47.215	1:01.020	3	74.747
9	10	Marc McEWAN	Suzuki	SV650	SL	10	10:43.652	1:00.287	1:03.016	10	72.380
10	118	Rod WALKER	Kawasaki	ZXR400	SL	10	10:45.741	1:02.376	1:01.809	8	73.793
11	56	Phil WALTERS	Suzuki	SV650	SL	9	9:46.723	1 Lap	1:03.547	6	71.775
12	25	Jim PURVIS	Yamaha	FZR400	SL	9	9:46.772	1 Lap	1:03.610	7	71.704
13	54	Ryan GIBSON	Kawasaki	ZXR400	SL	9	9:57.291	1 Lap	1:04.173	4	71.075
14	79	Ashley ROBSON	Kawasaki	ZXR400	SL	9	10:06.883	1 Lap	1:04.750	5	70.442
15	74	Christine WATSON	Honda	CBR400RR	SL	9	10:10.475	1 Lap	1:05.908	3	69.204
16	88	Ryan FRAME	Honda	RVF400	SL	9	10:11.621	1 Lap	1:05.296	6	69.853
17	16	Gerry KEIRNAN	Suzuki	SV650	SL	9	10:21.870	1 Lap	1:07.224	4	67.849
18	37	Liam CAMPBELL	Honda	CBR400	SL	9	10:22.162	1 Lap	1:06.986	5	68.090
19	34	Charles MORRISON	Kawasaki	ZXR400	SL	8	10:03.189	2 Laps	1:13.134	6	62.366

Not classified

DNF	31	Torquil PATERSON	Kawasaki	ER6	SL	1	1:04.668	DNF	59.576	1	76.559
DNF	84	Lee NAYLOR	Suzuki	SV650	SL	1	1:06.212	DNF	1:00.534	1	75.348
DNS	70	John ANDRUCCI	Suzuki	GSXR1100	PCS			DNS		0	-
DNS	51	Leon MURPHY	Kawasaki	ZXR400	SL			DNS		0	-
DNS	18	Vic ALLAN	Kawasaki	ER6	SL			DNS		0	-
DNS	112	Gordon MILLAR	Suzuki	SV650	SL			DNS		0	-

Margin of Victory	Avg. Speed	Best Lap Tm	Best Speed	Best Lap by
7.285	78.186	56.772	80.341	5 - Gillian McGAW

Clerk of the Course.

Orbits

Sig : Time :

Chief Timekeeper : Ian Sharp (SMART Timing)

www.mylaps.com

Results available at www.smart-timing.co.uk and www.mylaps.com

Licensed to: SMART Timing

Printed: 08/06/2015 21:29:03

KMSC National Motorcycle Racing AC

KMSC Lightweights

Knockhill 1.267 miles

Race 23 - 3rd Race

07/06/2015 14:15

Race (10 Laps) started at 14:32:23

Lap	Time of Day	Lap Tm	S1	S2	S3	SFSpd	S1Spd
(15) Keith DICKIE							
1	14:33:27.780	59.160	17.475	21.917	19.768	82.442	108.238
2	14:34:25.083	57.303	16.360	21.265	19.678	114.910	109.832
3	14:35:22.537	57.454	16.476	21.280	19.698	115.504	108.588
4	14:36:20.436	57.899	16.713	21.351	19.835	114.714	109.296
5	14:37:17.979	57.543	16.392	21.373	19.778	115.504	109.832
6	14:38:15.494	57.515	16.495	21.380	19.640	114.714	108.941
7	14:39:13.284	57.790	16.459	21.426	19.905	116.709	109.118
8	14:40:10.735	57.451	16.530	21.246	19.675	113.549	109.296
9	14:41:08.379	57.644	16.657	21.184	19.803	115.504	109.296
10	14:42:06.418	58.039	16.490	21.959	19.590	115.305	108.588

Lap	Time of Day	Lap Tm	S1	S2	S3	SFSpd	S1Spd
(21) Grant REID							
1	14:33:28.281	59.920	18.092	22.094	19.734	86.590	111.846
2	14:34:26.358	58.077	16.590	21.742	19.745	122.908	113.357
3	14:35:23.803	57.445	16.334	21.480	19.631	123.587	115.305
4	14:36:21.330	57.527	16.349	21.363	19.815	123.587	113.742
5	14:37:19.834	58.504	16.373	22.325	19.806	124.044	113.166
6	14:38:17.618	57.784	16.423	21.639	19.722	123.360	114.910
7	14:39:16.137	58.519	16.307	22.258	19.954	124.273	105.681
8	14:40:14.785	58.648	16.701	22.134	19.813	122.683	113.357
9	14:41:14.077	59.292	16.674	22.047	20.571	122.908	112.033
10	14:42:13.703	59.626	17.779	21.895	19.952	122.908	110.374

Lap	Time of Day	Lap Tm	S1	S2	S3	SFSpd	S1Spd
(5) Gillian McGAW							
1	14:33:32.210	1:01.102	18.644	22.301	20.157	89.358	110.374
2	14:34:30.617	58.407	16.661	22.259	19.487	118.356	104.043
3	14:35:28.054	57.437	16.446	21.595	19.396	119.409	110.556
4	14:36:24.826	56.772	16.091	21.451	19.230	120.049	110.922
5	14:37:24.459	59.633	17.968	22.071	19.594	121.572	104.529
6	14:38:22.315	57.856	16.231	21.556	20.069	118.775	111.290
7	14:39:21.297	58.982	16.595	22.015	20.372	116.506	109.832
8	14:40:20.533	59.236	16.462	21.996	20.778	117.733	109.118
9	14:41:18.025	57.492	16.269	21.726	19.497	115.504	110.193
10	14:42:16.201	58.176	16.306	22.137	19.733	116.304	108.588

Lap	Time of Day	Lap Tm	S1	S2	S3	SFSpd	S1Spd
(12) Dan JAMES							
1	14:33:31.060	1:02.115	18.567	22.731	20.817	83.675	104.856
2	14:34:31.432	1:00.372	17.657	22.624	20.091	112.033	105.184
3	14:35:29.832	58.400	16.464	21.844	20.092	116.103	110.374
4	14:36:28.736	58.904	16.562	22.160	20.182	116.506	108.588
5	14:37:29.090	1:00.354	16.816	22.539	20.999	115.107	107.372
6	14:38:28.609	59.519	16.904	22.258	20.357	112.786	106.520
7	14:39:28.193	59.584	16.738	22.340	20.506	114.910	108.238
8	14:40:29.781	1:01.588	16.835	23.136	21.617	114.910	107.372
9	14:41:29.358	59.577	16.947	22.415	20.215	113.935	104.692
10	14:42:29.334	59.976	16.824	22.178	20.974	116.304	107.030

Lap	Time of Day	Lap Tm	S1	S2	S3	SFSpd	S1Spd
(4) Alan GIBSON							
1	14:33:31.586	1:02.524	18.391	23.330	20.803	83.054	104.043
2	14:34:32.351	1:00.765	17.380	23.087	20.298	111.474	99.125
3	14:35:31.731	59.380	16.791	22.445	20.144	115.504	106.520
4	14:36:31.863	1:00.132	17.122	22.720	20.290	114.323	106.015
5	14:37:31.483	59.620	17.036	22.442	20.142	115.107	107.717
6	14:38:32.936	1:01.453	18.254	22.647	20.552	115.903	105.681
7	14:39:33.063	1:00.127	17.124	22.671	20.332	113.166	107.030
8	14:40:33.327	1:00.264	17.088	22.714	20.462	115.903	107.201
9	14:41:34.718	1:01.391	16.729	24.143	20.519	113.935	107.717
10	14:42:34.516	59.798	16.629	23.009	20.160	113.549	107.717

Lap	Time of Day	Lap Tm	S1	S2	S3	SFSpd	S1Spd
(13) Andrew BARTON							
1	14:33:32.135	1:03.000	18.965	23.721	20.314	85.815	105.020
2	14:34:33.064	1:00.929	17.172	23.379	20.378	115.107	98.688
3	14:35:33.172	1:00.108	16.717	23.107	20.284	114.323	109.474
4	14:36:33.747	1:00.575	17.051	22.900	20.624	114.910	108.588
5	14:37:33.834	1:00.087	16.756	22.815	20.516	113.742	108.764
6	14:38:33.765	59.931	16.787	22.827	20.317	113.935	108.588
7	14:39:33.119	59.354	16.689	22.694	19.971	113.357	108.588
8	14:40:33.314	1:00.195	17.540	22.617	20.038	113.742	108.588
9	14:41:35.261	1:01.947	16.878	24.352	20.717	113.166	108.764
10	14:42:35.571	1:00.310	16.777	23.068	20.465	115.107	108.064

(39) Stuart HAMILTON							
----------------------	--	--	--	--	--	--	--

Lap	Time of Day	Lap Tm	S1	S2	S3	SFSpd	S1Spd
(44) Derek ADAMS							
1	14:33:33.889	1:04.354	18.938	24.219	21.197	85.054	102.926
2	14:34:36.384	1:02.495	17.718	23.577	21.200	109.296	101.371
3	14:35:38.045	1:01.661	17.427	23.245	20.989	108.941	102.768
4	14:36:39.543	1:01.498	17.381	23.116	21.001	108.588	102.611
5	14:37:41.271	1:01.728	17.431	23.373	20.924	109.118	101.987
6	14:38:43.904	1:02.633	17.495	23.725	21.413	110.012	101.371
7	14:39:45.405	1:01.501	17.484	23.258	20.759	108.764	101.218
8	14:40:47.710	1:02.305	17.566	23.772	20.967	109.296	100.161
9	14:41:48.795	1:01.085	17.320	22.906	20.859	110.012	102.926
10	14:42:50.015	1:01.220	17.061	23.253	20.906	109.296	102.142

Lap	Time of Day	Lap Tm	S1	S2	S3	SFSpd	S1Spd
(10) Marc McEWAN							
1	14:33:32.303	1:03.240	18.853	23.518	20.869	89.596	101.066
2	14:34:34.224	1:01.921	17.981	23.482	20.458	113.935	100.914
3	14:35:35.244	1:01.020	17.637	22.927	20.456	119.409	107.372
4	14:36:36.759	1:01.515	17.831	23.207	20.477	118.356	107.201
5	14:37:38.992	1:02.233	18.181	23.447	20.605	116.304	103.402
6	14:38:42.322	1:03.330	18.253	23.745	21.332	116.709	97.117
7	14:39:44.631	1:02.309	18.383	23.343	20.583	110.193	100.611
8	14:40:47.222	1:02.591	18.202	23.596	20.793	112.597	105.349
9	14:41:50.458	1:03.236	18.368	23.631	21.237	112.033	
10	14:42:53.633	1:03.175	17.887	23.906	21.382	112.976	

Lap	Time of Day	Lap Tm	S1	S2	S3	SFSpd	S1Spd
(18) Rod WALKER							
1	14:33:35.605	1:05.835	19.293	24.893	21.649	85.596	100.161
2	14:34:39.650	1:04.045	18.067	24.354	21.624	100.011	100.914
3	14:35:43.231	1:03.581	17.704	24.459	21.418	113.357	101.987
4	14:36:46.730	1:03.499	17.753	24.422	21.324	115.107	102.768
5	14:37:50.400	1:03.670	17.795	24.431	21.444	112.976	103.882
6	14:38:54.119	1:03.719	17.840	24.369	21.510	111.660	101.678
7	14:39:57.376	1:03.257	17.737	24.236	21.284	111.105	101.678
8	14:41:00.670	1:03.294	17.467	24.516	21.311	113.742	104.856
9	14:42:03.689	1:03.019	17.757	23.932	21.330	111.474	104.043
10	14:43:06.705	1:03.016	17.506	24.189	21.321	113.549	103.561

Lap	Time of Day	Lap Tm	S1	S2	S3	SFSpd	S1Spd
(56) Phil WALTERS							
1	14:33:38.468	1:07.774	20.447	25.266	22.061	83.989	101.066
2	14:34:43.974	1:05.506	18.721	25.085	21.700	104.366	100.914
3	14:35:49.136	1:05.162	18.139	25.531	21.492	113.742	102.454
4	14:36:52.896	1:03.760	17.902	24.333	21.525		

KMSC National Motorcycle Racing AC

KMSC Lightweights

Knockhill 1.267 miles

Race 23 - 3rd Race

07/06/2015 14:15

Race (10 Laps) started at 14:32:23

Lap	Time of Day	Lap Tm	S1	S2	S3	SFSpd	S1Spd
5	14:37:59.075	1:04.601	18.708	24.431	21.462	107.201	97.682
6	14:39:04.239	1:05.164	18.991	24.572	21.601	107.890	101.524
7	14:40:09.515	1:05.276	18.935	24.775	21.566	106.689	92.181
8	14:41:14.586	1:05.071	19.202	24.468	21.401	108.588	92.181
9	14:42:20.344	1:05.758	19.005	25.195	21.558	102.298	91.055

Lap	Time of Day	Lap Tm	S1	S2	S3	SFSpd	S1Spd
(84) Lee NAYLOR							
1	14:33:29.265	1:00.534	17.872	22.507	20.155	83.363	105.848

(79) Ashley ROBSON

1	14:33:43.358	1:11.347	21.675	26.580	23.092	83.780	96.558
2	14:34:51.080	1:07.722	19.051	25.536	23.135	99.566	97.117
3	14:35:57.349	1:06.269	19.190	24.924	22.155	100.611	98.254
4	14:37:03.063	1:05.714	18.815	24.699	22.200	104.692	96.976
5	14:38:07.813	1:04.750	18.794	24.143	21.813	101.218	98.254
6	14:39:13.229	1:05.416	18.966	24.244	22.206	104.856	95.188
7	14:40:18.252	1:05.023	18.661	24.389	21.973	103.084	99.419
8	14:41:24.259	1:06.007	18.865	24.904	22.238	103.242	96.976
9	14:42:29.936	1:05.677	18.777	24.771	22.129	101.987	96.419

(74) Christine WATSON

1	14:33:39.811	1:09.055	20.850	25.860	22.345	85.815	89.477
2	14:34:46.945	1:07.134	19.580	24.982	22.572	96.419	96.005
3	14:35:52.853	1:05.908	18.827	24.668	22.413	104.204	97.399
4	14:36:59.521	1:06.668	18.891	25.329	22.448	103.561	96.976
5	14:38:06.453	1:06.932	19.116	25.176	22.640	102.611	96.976
6	14:39:13.109	1:06.656	18.673	25.158	22.825	102.142	96.005
7	14:40:20.550	1:07.441	19.429	25.463	22.549	101.678	94.120
8	14:41:27.406	1:06.856	19.167	25.026	22.663	102.926	94.785
9	14:42:33.528	1:06.122	19.022	24.790	22.310	102.611	98.398

(88) Ryan FRAME

1	14:33:42.847	1:11.797	21.642	27.203	22.952	72.785	92.181
2	14:34:51.847	1:09.000	19.858	25.660	23.482	89.120	89.957
3	14:35:58.977	1:07.130	19.219	25.680	22.231	99.125	92.054
4	14:37:04.455	1:05.478	18.884	24.145	22.449	98.398	91.677
5	14:38:10.111	1:05.656	19.008	24.240	22.408	99.125	92.308
6	14:39:15.407	1:05.296	18.922	24.083	22.291	99.566	91.179
7	14:40:21.561	1:06.154	19.347	24.458	22.349	99.714	90.077
8	14:41:27.783	1:06.222	19.212	24.561	22.449	100.161	91.179
9	14:42:34.674	1:06.891	19.865	24.374	22.652	101.832	89.957

(16) Gerry KEIRNAN

1	14:33:42.070	1:11.940	21.220	27.392	23.328	88.532	84.625
2	14:34:51.098	1:09.028	19.397	26.269	23.362	95.868	88.183
3	14:35:59.896	1:08.798	19.215	26.482	23.101	105.349	93.465
4	14:37:07.120	1:07.224	18.719	25.848	22.657	107.201	90.077
5	14:38:14.352	1:07.232	18.903	25.817	22.512	105.515	91.303
6	14:39:22.000	1:07.648	19.258	25.676	22.714	106.520	90.932
7	14:40:29.361	1:07.361	19.381	25.455	22.525	102.768	89.957
8	14:41:37.284	1:07.923	18.852	25.795	23.276	107.030	88.299
9	14:42:44.923	1:07.639	19.314	25.801	22.524	102.768	87.608

(37) Liam CAMPBELL

1	14:33:43.021	1:12.070	21.306	27.244	23.520	80.176	93.465
2	14:34:52.153	1:09.132	20.284	25.974	22.874	96.697	95.188
3	14:36:00.330	1:08.177	19.416	25.904	22.857	105.848	96.005
4	14:37:08.135	1:07.805	19.127	25.798	22.880	107.717	98.688
5	14:38:15.121	1:06.986	19.187	25.338	22.461	106.859	100.611
6	14:39:23.173	1:08.052	19.313	26.333	22.406	107.890	87.494
7	14:40:30.329	1:07.156	19.404	25.256	22.496	107.372	94.518
8	14:41:37.540	1:07.211	19.066	25.496	22.649	107.890	99.272
9	14:42:45.215	1:07.675	19.428	25.767	22.480	104.043	97.967

(34) Charles MORRISON

1	14:33:48.410	1:16.185	22.126	28.175	25.884	73.907	87.952
2	14:35:01.992	1:13.582	21.466	27.142	24.974	86.035	86.368
3	14:36:16.330	1:14.338	20.941	28.015	25.382	93.076	84.518
4	14:37:30.311	1:13.981	20.346	28.060	25.575	97.967	90.442
5	14:38:44.757	1:14.446	20.864	28.164	25.418	95.868	85.706
6	14:39:57.891	1:13.134	20.347	27.789	24.998	95.868	89.836
7	14:41:12.439	1:14.548	20.403	28.507	25.638	95.595	88.532
8	14:42:26.242	1:13.803	20.711	27.919	25.173	92.435	87.608

(31) Torquil PATERSON

1	14:33:27.721	59.576	17.724	21.746	20.106	78.765	104.692
---	--------------	--------	--------	--------	--------	--------	---------

Clerk of the Course.

Orbits

Sig : Time :
Chief Timekeeper : Ian Sharp (SMART Timing)

www.mylaps.com

Results available at www.smart-timing.co.uk and www.mylaps.com

Licensed to: SMART Timing

Printed: 08/06/2015 21:29:18

Page 2/2


KMSC Lightweights

Knockhill 1.267 miles

Race 23 - 3rd Race

07/06/2015 14:15

Race (10 Laps) started at 14:32:23



Competitors	Laps										
	0	1	2	3	4	5	6	7	8	9	10
Torquil PATERSON (31)	1	31	31	15	15	15	15	15	15	15	15
Grant REID (21)	2	21	15	21	21	21	21	21	21	21	21
Keith DICKIE (15)	3	15	21	5	5	5	5	5	5	5	5
Lee NAYLOR (84)	4	84	84	12	12	12	12	12	12	12	12
Dan JAMES (12)	5	12	12	4	4	4	4	4	4	13	4
Alan GIBSON (4)	6	4	4	13	13	13	13	13	13	4	13
Derek ADAMS (44)	7	44	13	44	44	44	44	44	44	39	39
Andrew BARTON (13)	8	13	5	39	39	39	39	39	39	39	44
Stuart HAMILTON (39)	9	39	44	10	10	10	10	10	10	10	10
Marc McEWAN (10)	10	10	39	56	56	56	56	56	56	118	118
Gerry KEIRNAN (16)	11	16	10	25	25	25	25	25	118	56	56
Phil WALTERS (56)	12	56	56	118	118	118	118	118	25	25	25
Jim PURVIS (25)	13	25	25	54	54	54	54	54	54	54	54
Rod WALKER (118)	14	118	118	74	74	74	74	74	79	79	79
Christine WATSON (74)	15	74	54	79	79	79	79	79	74	74	74
Ryan GIBSON (54)	16	54	74	16	88	88	88	88	88	88	88
Liam CAMPBELL (37)	17	37	16	88	16	16	16	16	16	16	16
Ryan FRAME (88)	18	88	88	37	37	37	37	37	37	37	37
Gillian McGAW (5)	19	5	37	34	34	34	34	34	34	34	34
Ashley ROBSON (79)	20	79	79								
Charles MORRISON (34)	21	34	34								
-	22										
-	23										
-	24										
-	25										

KMSC National Motorcycle Racing AC

Sorted on Laps

KMSC Superbikes & Shirlaws KMSC Clubman

Knockhill 1.267 miles

Race 24 - 3rd Race

07/06/2015 14:30

Race (10 Laps) started at 14:50:16

Pos	No.	Name	Make/Model	CC	Class Code	Laps	Total Tm	Diff	Best Tm	In Lap	Best Speed
1	79	Bruce BIRNIE	BMW	S1000RR	SB	10	8:45.626		50.914	4	89.584
2	68	Paul WISHART	Kawasaki	ZX10R	SB	10	8:48.827	3.201	51.815	6	88.026
3	7	Sean GILFILLAN	Kawasaki	ZX10R	SB	10	8:52.080	6.454	51.906	5	87.872
4	55	Donald MacFADYEN	BMW	S1000RR	SB	10	8:52.881	7.255	52.302	8	87.207
5	50	Tim HASTINGS	Kawasaki	ZX6R 600	SB	10	8:53.295	7.669	52.210	8	87.361
6	84	Darren ROSS	Kawasaki	ZX10R	SB	10	8:59.922	14.296	52.569	6	86.764
7	47	Alan BRYCE	Suzuki	GSXR1000	SB	10	9:10.282	24.656	53.496	2	85.260
8	111	Jimmy SHANKS	KTM	RC8	C	10	9:18.633	33.007	54.640	7	83.475
9	67	Des BURNS	Kawasaki	ZX10R	C	10	9:18.904	33.278	54.401	8	83.842
10	11	Richard HUGHES	BMW	S1000RR	C	10	9:19.614	33.988	54.060	8	84.371
11	69	Rodney SCOTT	BMW	S1000RR	C	10	9:20.523	34.897	53.830	8	84.731
12	119	Kristopher DUNCAN	Kawasaki	ZX6R 600	C	10	9:21.134	35.508	54.350	9	83.921
13	63	Kenny PATERSON	BMW	S1000RR	C	10	9:21.194	35.568	54.282	8	84.026
14	66	Derek BUTCHER	Yamaha	R1	C	10	9:25.243	39.617	54.762	8	83.289
15	12	Neil BROWN	Honda	CBR1000	C	10	9:26.474	40.848	54.589	3	83.553
16	33	Graeme BODEL	BMW	S1000RR	C	10	9:27.736	42.110	55.001	7	82.927
17	5	Daniel MacLEAN	Honda	CBR600RR	C	10	9:40.597	54.971	56.847	5	80.235
18	37	Steven PATERSON	Yamaha	R1	C	9	8:46.855	1 Lap	56.105	3	81.296
19	54	Gordon DUNCAN	Suzuki	GSXR 1000	C	9	9:07.600	1 Lap	59.429	3	76.749
20	82	Geraint JONES	Suzuki	GSXR1000	C	9	9:08.491	1 Lap	58.843	6	77.513
21	42	Paul GEDDES	Ducati	1098s	C	9	9:21.318	1 Lap	1:00.181	3	75.790

Not classified

DNF	71	Gavin JONES	Honda	CBR1000RR	C	1	1:04.570	DNF	58.606	1	77.826
DNS	179	Andrew TASKER	Kawasaki	ZX10R	SB			DNS		0	-
DNS	73	Scott ROBERTSON	BMW	S1000RR	C			DNS		0	-
DNS	34	John DEAN	Suzuki	GSXR 750	SB			DNS		0	-

Margin of Victory	Avg. Speed	Best Lap Tm	Best Speed	Best Lap by
3.201	86.774	50.914	89.584	79 - Bruce BIRNIE

Clerk of the Course.

Orbits

Sig : Time :

Chief Timekeeper : Ian Sharp (SMART Timing)

www.mylaps.com

Results available at www.smart-timing.co.uk and www.mylaps.com

Licensed to: SMART Timing

Printed: 08/06/2015 21:32:08

KMSC National Motorcycle Racing AC

KMSC Superbikes & Shirlaws KMSC Clubman

Knockhill 1.267 miles

Race 24 - 3rd Race

07/06/2015 14:30

Race (10 Laps) started at 14:50:16

Lap	Time of Day	Lap Tm	S1	S2	S3	SFSpd	S1Spd
(79) Bruce BIRNIE							
1	14:51:15.985	53.544	15.871	20.234	17.439	91.802	136.121
2	14:52:07.687	51.702	14.483	19.638	17.581	144.628	132.624
3	14:52:58.974	51.287	14.421	19.450	17.416	141.577	132.362
4	14:53:49.888	50.914	14.276	19.226	17.412	144.628	134.754
5	14:54:41.395	51.507	14.577	19.564	17.366	143.699	132.362
6	14:55:32.988	51.593	14.604	19.508	17.481	145.255	131.070
7	14:56:24.996	52.008	14.734	19.818	17.456	144.008	135.025
8	14:57:17.100	52.104	14.926	19.689	17.489	143.087	133.947
9	14:58:09.348	52.248	14.816	19.802	17.630	144.941	131.326
10	14:59:02.466	53.118	14.498	20.105	18.515	143.392	132.362

Lap	Time of Day	Lap Tm	S1	S2	S3	SFSpd	S1Spd
(68) Paul WISHART							
1	14:51:15.345	53.753	15.715	20.256	17.782	93.465	119.196
2	14:52:07.708	52.363	14.623	19.998	17.742	145.255	124.968
3	14:52:59.817	52.109	14.695	19.865	17.549	141.279	130.306
4	14:53:51.822	52.005	14.535	19.863	17.607	142.782	126.618
5	14:54:44.077	52.255	14.704	19.880	17.671	142.479	128.313
6	14:55:35.892	51.815	14.651	19.658	17.506	143.392	129.053
7	14:56:28.184	52.292	14.617	20.132	17.543	145.255	126.857
8	14:57:21.661	53.477	14.868	20.899	17.710	141.577	127.824
9	14:58:13.685	52.024	14.484	19.895	17.645	143.392	124.044
10	14:59:05.667	51.982	14.649	19.822	17.511	141.877	125.435

Lap	Time of Day	Lap Tm	S1	S2	S3	SFSpd	S1Spd
(7) Sean GILFILLAN							
1	14:51:16.999	54.782	15.913	21.064	17.805	96.143	129.551
2	14:52:10.501	53.502	15.282	20.560	17.660	142.177	130.814
3	14:53:03.141	52.640	15.261	19.932	17.447	142.782	134.484
4	14:53:55.509	52.368	14.582	19.971	17.815	141.279	130.814
5	14:54:47.415	51.906	14.537	19.878	17.491	141.877	132.886
6	14:55:39.762	52.347	14.669	19.994	17.684	142.479	133.947
7	14:56:32.296	52.534	14.666	20.119	17.749	143.392	130.560
8	14:57:24.482	52.186	14.663	19.971	17.552	139.227	131.842
9	14:58:16.840	52.358	14.747	19.991	17.620	144.317	132.102
10	14:59:08.920	52.080	14.558	19.785	17.737	140.982	132.362

Lap	Time of Day	Lap Tm	S1	S2	S3	SFSpd	S1Spd
(55) Donald MacFADYEN							
1	14:51:15.910	53.867	15.576	20.683	17.608	93.465	128.805
2	14:52:08.342	52.432	14.762	20.088	17.582	146.204	132.362
3	14:53:00.683	52.341	14.547	20.206	17.588	144.941	134.484
4	14:53:53.294	52.611	14.626	20.286	17.699	143.699	132.624
5	14:54:46.420	53.126	14.753	20.462	17.911	145.570	135.571
6	14:55:39.387	52.967	14.630	20.588	17.749	140.982	133.947
7	14:56:31.929	52.542	14.574	20.229	17.739	142.782	133.947
8	14:57:24.231	52.302	14.621	20.074	17.607	140.687	133.415
9	14:58:16.688	52.457	14.783	19.866	17.808	141.877	135.025
10	14:59:09.721	53.033	14.916	20.268	17.849	141.877	130.814

Lap	Time of Day	Lap Tm	S1	S2	S3	SFSpd	S1Spd
(50) Tim HASTINGS							
1	14:51:16.996	54.817	15.913	20.805	18.099	91.802	125.435
2	14:52:10.449	53.453	15.258	20.321	17.874	140.099	126.142
3	14:53:03.235	52.786	14.811	20.077	17.898	139.227	126.857
4	14:53:55.894	52.659	14.862	20.099	17.698	138.939	127.824
5	14:54:48.448	52.554	15.110	19.824	17.620	141.877	125.435
6	14:55:40.825	52.377	14.963	19.761	17.653	140.392	126.380
7	14:56:33.077	52.252	14.887	19.725	17.640	140.392	126.380
8	14:57:25.287	52.210	14.894	19.653	17.663	140.687	126.380
9	14:58:17.817	52.530	15.199	19.660	17.671	142.177	125.201
10	14:59:10.135	52.318	15.018	19.745	17.555	140.687	127.581

Lap	Time of Day	Lap Tm	S1	S2	S3	SFSpd	S1Spd
(84) Darren ROSS							
1	14:51:17.344	55.073	16.521	20.807	17.745	99.863	130.306
2	14:52:10.901	53.557	15.247	20.693	17.617	143.699	129.302
3	14:53:03.932	53.031	14.877	20.392	17.762	143.699	128.313
4	14:53:56.568	52.636	15.017	20.091	17.528	148.468	129.802
5	14:54:49.208	52.640	14.631	20.264	17.745	148.797	130.053
6	14:55:41.777	52.569	14.661	20.244	17.664	145.570	132.624
7	14:56:34.700	52.923	14.935	20.164	17.824	144.941	131.842
8	14:57:27.871	53.171	14.901	20.287	17.983	139.517	130.053
9	14:58:22.132	54.261	14.973	21.239	18.049	141.577	131.326
10	14:59:16.762	54.630	15.030	20.282	19.318	138.366	130.814

(47) Alan BRYCE							
-----------------	--	--	--	--	--	--	--

Lap	Time of Day	Lap Tm	S1	S2	S3	SFSpd	S1Spd
1	14:51:18.327	55.924	16.711	20.855	18.358	91.427	125.435
2	14:52:11.823	53.496	15.129	20.330	18.037	133.947	128.805
3	14:53:05.547	53.724	15.092	20.483	18.149	132.624	125.201
4	14:53:59.588	54.041	15.365	20.467	18.209	134.215	125.435
5	14:54:53.489	53.901	15.216	20.463	18.222	138.939	124.735
6	14:55:48.009	54.520	15.707	20.663	18.150	127.339	126.380
7	14:56:42.567	54.558	15.526	20.740	18.292	134.215	125.905
8	14:57:37.599	55.032	15.592	21.069	18.371	131.326	125.435
9	14:58:32.207	54.608	15.445	20.954	18.209	134.215	126.857
10	14:59:27.122	54.915	15.487	20.841	18.587	137.798	124.968

Lap	Time of Day	Lap Tm	S1	S2	S3	SFSpd	S1Spd
(111) Jimmy SHANKS							
1	14:51:19.093	56.407	17.039	21.111	18.257	98.979	123.815
2	14:52:13.992	54.899	15.693	20.999	18.207	132.624	128.068
3	14:53:09.346	55.354	15.841	20.893	18.620	132.362	125.670
4	14:54:04.597	55.251	15.870	21.029	18.352	134.484	124.504
5	14:55:00.507	55.910	16.352	21.252	18.306	129.551	124.273
6	14:55:55.429	54.922	15.746	20.828	18.348	136.675	127.824
7	14:56:50.069	54.640	15.396	20.781	18.463	137.798	125.905
8	14:57:44.751	54.682	15.507	20.934	18.241	138.081	125.435
9	14:58:40.125	55.374	15.839	21.156	18.379	134.484	124.044
10	14:59:35.473	55.348	15.408	21.480	18.460	135.298	126.142

Lap	Time of Day	Lap Tm	S1	S2	S3	SFSpd	S1Spd
(67) Des BURNS							
1	14:51:20.014	57.018	16.621	22.068	18.329	95.868	124.273
2	14:52:14.785	54.771	15.495	21.113	18.163	133.415	124.735
3	14:53:09.566	54.781	15.496	21.161	18.124	138.366	126.142
4	14:54:05.076	55.510	16.081	21.201	18.228	135.571	124.735
5	14:55:00.403	55.327	15.656	21.148	18.523	134.484	123.587
6	14:55:56.276	55.873	15.674	21.812	18.387	138.081	119.835
7	14:56:50.953	54.677	15.545	21.092	18.040	131.842	120.480
8	14:57:45.354	54.401	15.383	20.926	18.092	135.025	126.857
9	14:58:40.484	55.130	15.693	21.180	18.257	137.234	124.504
10	14:59:35.744	55.260	15.466	21.375	18.419	136.398	126.857

Lap	Time of Day	Lap Tm	S1	S2	S3	SFSpd	S1Spd
(11) Richard HUGHES							
1	14:51:22.902	59.011	16.983	23.235	18.793	103.084	128.068
2	14:52:17.896	54.994	15.439	21.570	17.985	137.234	129.053
3	14:53:12.575	54.679	15.312	21.210	18.157	136.954	131.326
4	14:54:07.265	54.690	15.171	21.014	18.505	139.517	131.842
5	14:55:02.171	54.906					

KMSC National Motorcycle Racing AC

KMSC Superbikes & Shirlaws KMSC Clubman

Knockhill 1.267 miles

Race 24 - 3rd Race

07/06/2015 14:30

Race (10 Laps) started at 14:50:16

Lap	Time of Day	Lap Tm	S1	S2	S3	SFSpd	S1Spd
3	14:53:14.223	55.008	15.416	21.204	18.388	133.150	128.559
4	14:54:08.881	54.658	15.186	21.060	18.412	136.675	126.380
5	14:55:03.914	55.033	15.333	21.357	18.343	138.081	125.905
6	14:55:58.798	54.884	15.502	21.295	18.087	136.398	125.905
7	14:56:53.787	54.989	15.383	21.400	18.206	139.808	124.968
8	14:57:48.069	54.282	15.208	21.012	18.062	137.798	127.098
9	14:58:42.412	54.343	15.324	20.953	18.066	140.392	126.142
10	14:59:38.034	55.622	15.375	21.336	18.911	142.479	125.201

Lap	Time of Day	Lap Tm	S1	S2	S3	SFSpd	S1Spd
6	14:56:24.342	59.591	16.405	23.837	19.349	132.886	111.846
7	14:57:23.880	59.538	16.216	23.306	20.016	129.053	116.103
8	14:58:24.649	1:00.769	16.843	23.927	19.999	131.070	111.474
9	14:59:24.440	59.791	16.422	23.496	19.873	132.886	114.714

(66) Derek BUTCHER

1	14:51:23.679	1:00.014	17.232	23.814	18.968	101.987	114.910
2	14:52:20.492	56.813	15.680	22.227	18.906	140.687	122.683
3	14:53:15.561	55.069	15.286	21.052	18.731	138.081	126.142
4	14:54:10.532	54.971	15.156	21.069	18.746	137.234	126.857
5	14:55:05.469	54.937	15.296	20.855	18.786	140.099	124.273
6	14:56:00.514	55.045	15.284	20.883	18.878	138.366	123.133
7	14:56:56.393	55.879	15.445	21.761	18.673	133.150	116.709
8	14:57:51.155	54.762	15.163	20.915	18.684	139.227	122.236
9	14:58:46.704	55.549	15.225	21.194	19.130	140.982	122.683
10	14:59:42.083	55.379	15.324	21.127	18.928	136.675	124.044

(12) Neil BROWN

1	14:51:20.441	57.346	16.814	22.060	18.472	104.204	117.733
2	14:52:15.478	55.037	15.407	21.200	18.430	134.215	125.435
3	14:53:10.067	54.589	15.247	21.192	18.150	136.954	125.905
4	14:54:05.917	55.850	15.716	21.556	18.578	136.954	119.621
5	14:55:01.374	55.457	15.585	21.335	18.537	133.947	122.683
6	14:55:56.889	55.515	15.658	21.482	18.375	128.805	125.670
7	14:56:53.068	56.179	15.925	21.340	18.914	131.584	121.352
8	14:57:49.651	56.583	16.069	21.673	18.841	127.339	118.565
9	14:58:46.955	57.304	16.129	21.595	19.580	122.683	121.133
10	14:59:43.314	56.359	15.746	21.761	18.852	125.905	124.504

(33) Graeme BODEL

1	14:51:23.956	1:00.366	17.449	23.907	19.010	100.914	115.107
2	14:52:20.752	56.796	15.752	22.149	18.895	132.102	128.313
3	14:53:16.970	56.218	15.647	21.908	18.663	129.551	129.302
4	14:54:12.380	55.410	15.543	21.198	18.669	130.560	128.068
5	14:55:07.609	55.229	15.710	20.995	18.524	130.814	128.805
6	14:56:02.841	55.232	15.740	20.986	18.506	131.070	127.339
7	14:56:57.842	55.001	15.628	21.008	18.365	131.842	128.559
8	14:57:53.396	55.554	15.648	21.147	18.759	130.560	128.313
9	14:58:49.169	55.773	15.763	21.238	18.772	128.313	127.581
10	14:59:44.576	55.407	15.765	21.201	18.441	127.824	128.805

(5) Daniel MacLEAN

1	14:51:23.008	59.531	17.112	23.298	19.121	102.611	119.409
2	14:52:20.127	57.119	16.159	22.159	18.801	134.484	125.435
3	14:53:17.080	56.953	15.926	21.913	19.114	132.886	124.504
4	14:54:14.027	56.947	16.062	21.671	19.214	128.068	124.044
5	14:55:10.874	56.847	15.796	21.945	19.106	134.754	124.735
6	14:56:07.914	57.040	16.177	21.707	19.156	130.306	123.360
7	14:57:05.116	57.202	16.286	21.765	19.151	128.559	122.908
8	14:58:02.945	57.829	16.199	22.207	19.423	130.814	122.908
9	14:59:00.293	57.348	16.112	21.935	19.301	128.068	123.815
10	14:59:57.437	57.144	16.185	21.763	19.196	130.814	124.504

(37) Steven PATERSON

1	14:51:24.364	1:00.322	17.368	23.877	19.077	102.454	118.985
2	14:52:21.234	56.870	15.847	22.208	18.815	139.227	126.380
3	14:53:17.339	56.105	15.582	21.850	18.673	136.398	127.339
4	14:54:14.432	57.093	16.103	22.026	18.964	136.675	125.670
5	14:55:12.462	58.030	16.376	22.146	19.508	135.845	122.683
6	14:56:09.594	57.132	15.989	21.956	19.187	137.234	122.683
7	14:57:06.984	57.390	16.086	22.319	18.985	138.366	123.360
8	14:58:04.728	57.744	16.056	22.453	19.235	138.939	123.360
9	14:59:03.695	58.967	15.844	23.173	19.950	139.227	123.815

(54) Gordon DUNCAN

1	14:51:25.726	1:02.191	18.646	24.002	19.543	94.518	115.305
2	14:52:25.434	59.708	16.239	23.792	19.677	132.362	116.506
3	14:53:24.863	59.429	16.003	23.743	19.683	133.150	115.703
4	14:54:24.709	59.846	16.217	23.877	19.752	133.150	113.742
5	14:55:24.751	1:00.042	16.732	23.661	19.649	131.070	113.742

Clerk of the Course.

Orbits

Sig : Time :
Chief Timekeeper : Ian Sharp (SMART Timing)

Results available at www.smart-timing.co.uk and www.mylaps.com

www.mylaps.com

Licensed to: SMART Timing

KMSC National Motorcycle Racing AC

Lapchart


KMSC Superbikes & Shirlaws KMSC Clubman

Knockhill 1.267 miles

Race 24 - 3rd Race

07/06/2015 14:30

Race (10 Laps) started at 14:50:16



Competitors	Laps											
	0	1	2	3	4	5	6	7	8	9	10	
Paul WISHART (68)	1	68	68	79	79	79	79	79	79	79	79	79
Donald MacFADYEN (55)	2	55	55	68	68	68	68	68	68	68	68	68
Tim HASTINGS (50)	3	50	79	55	55	55	55	55	55	55	55	7
Sean GILFILLAN (7)	4	7	50	50	7	7	7	7	7	7	7	55
Darren ROSS (84)	5	84	7	7	50	50	50	50	50	50	50	50
Alan BRYCE (47)	6	47	84	84	84	84	84	84	84	84	84	84
Bruce BIRNIE (79)	7	79	47	47	47	47	47	47	47	47	47	47
Jimmy SHANKS (111)	8	111	111	111	111	111	67	111	111	111	111	111
Gavin JONES (71)	9	71	67	67	67	67	111	67	67	67	67	67
Des BURNS (67)	10	67	12	12	12	12	12	12	11	69	69	11
Kristopher DUNCAN (119)	11	119	71	69	69	69	69	69	69	11	11	69
Neil BROWN (12)	12	12	69	119	119	11	11	11	12	119	119	119
Rodney SCOTT (69)	13	69	119	11	11	119	119	119	119	63	63	63
Daniel MacLEAN (5)	14	5	11	63	63	63	63	63	63	12	66	66
Gordon DUNCAN (54)	15	54	5	5	66	66	66	66	66	66	12	12
Graeme BODEL (33)	16	33	63	66	33	33	33	33	33	33	33	33
Derek BUTCHER (66)	17	66	66	33	5	5	5	5	5	5	5	5
Kenny PATERSON (63)	18	63	33	37	37	37	37	37	37	37	37	37
Richard HUGHES (11)	19	11	37	54	54	54	54	82	54	54	54	54
Steven PATERSON (37)	20	37	54	82	82	82	82	54	82	82	82	82
Paul GEDDES (42)	21	42	82	42	42	42	42	42	42	42	42	42
Geraint JONES (82)	22	82	42									
-	23											
-	24											
-	25											

Clerk of the Course.

Orbits

Sig : Time :
 Chief Timekeeper : Ian Sharp (SMART Timing)

Results available at www.smart-timing.co.uk and www.mylaps.com

www.mylaps.com

Licensed to: SMART Timing

KMSC National Motorcycle Racing AC

Sorted on Laps

KMSC 125's

Knockhill 1.267 miles

Race 25 - 4th Race

07/06/2015 14:45

Race (10 Laps) started at 15:05:43

Pos	No.	Name	Make/Model	CC	Class Code	Laps	Total Tm	Diff	Best Tm	In Lap	Best Speed
1	11	Lewis PATERSON	Aprilia	RS125	F125	10	11:30.251		1:07.478	5	67.594
2	27	James McLAREN	Aprilia	RS125	F125	10	11:52.831	22.580	1:10.096	2	65.069
3	21	Marc GIBSON	Aprilia	RS125	F125	10	12:21.108	50.857	1:10.478	10	64.717
4	47	Joel BAVIDGE	Aprilia	RS125	F125	9	12:00.959	1 Lap	1:15.780	9	60.189
5	15	Finlay MILNE	Aprilia	125	F125	9	12:02.354	1 Lap	1:17.134	9	59.132
6	9	Rishon HICKEY	Aprilia	125	F125	8	12:20.116	2 Laps	1:11.790	7	63.534
Not classified											
DNF	88	Lewis NICOL	Aprilia	RS125	F125		8.691	DNF		0	-
DNS	37	Liam CAMPBELL	Honda	CBR400	SL			DNS		0	-

Margin of Victory	Avg. Speed	Best Lap Tm	Best Speed	Best Lap by
22.580	66.079	1:07.478	67.594	11 - Lewis PATERSON

Clerk of the Course.

Orbits

Sig : Time :

Chief Timekeeper : Ian Sharp (SMART Timing)

www.mylaps.com

Results available at www.smart-timing.co.uk and www.mylaps.com

Licensed to: SMART Timing

Printed: 08/06/2015 21:15:53

KMSC National Motorcycle Racing AC

KMSC 125's

Knockhill 1.267 miles

Race 25 - 4th Race

07/06/2015 14:45

Race (10 Laps) started at 15:05:43

Lap	Time of Day	Lap Tm	S1	S2	S3	SFSpd	S1Spd	Lap	Time of Day	Lap Tm	S1	S2	S3	SFSpd	S1Spd
(11) Lewis PATERSON															
1	15:06:58.695	1:09.015	20.308	24.998	23.709	67.377	87.608								
2	15:08:06.534	1:07.839	19.343	24.950	23.546	91.802	87.837								
3	15:09:14.148	1:07.614	19.120	24.881	23.613	91.427	87.153								
4	15:10:21.782	1:07.634	19.115	25.096	23.423	92.181	87.153								
5	15:11:29.260	1:07.478	19.035	24.744	23.699	92.818	87.952								
6	15:12:37.355	1:08.095	19.144	25.010	23.941	91.055	88.649								
7	15:13:46.683	1:09.328	19.217	26.020	24.091	90.564	88.068								
8	15:14:55.300	1:08.617	19.363	25.025	24.229	90.077	87.608								
9	15:16:04.023	1:08.723	19.366	25.168	24.189	88.767	87.380								
10	15:17:13.773	1:09.750	19.462	25.538	24.750	90.932	87.608								
(27) James McLAREN															
1	15:07:00.685	1:10.677	20.683	25.630	24.364	68.338	85.487								
2	15:08:10.781	1:10.096	20.219	25.461	24.416	87.153	84.200								
3	15:09:21.075	1:10.294	20.405	25.797	24.092	87.722	83.054								
4	15:10:31.248	1:10.173	20.083	25.729	24.361	87.837	82.951								
5	15:11:41.685	1:10.437	20.155	25.816	24.466	86.035	83.571								
6	15:12:52.536	1:10.851	20.193	25.947	24.711	86.479	84.200								
7	15:14:03.302	1:10.766	20.496	25.619	24.651	85.379	84.518								
8	15:15:13.547	1:10.245	20.259	25.656	24.330	85.596	83.467								
9	15:16:25.033	1:11.486	19.943	26.712	24.831	86.702	84.625								
10	15:17:36.353	1:11.320	20.460	26.151	24.709	85.706	83.989								
(21) Marc GIBSON															
1	15:07:06.182	1:13.665	21.958	26.826	24.881	63.973	81.343								
2	15:08:19.457	1:13.275	21.297	26.739	25.239	85.596	81.540								
3	15:09:32.437	1:12.980	21.093	26.747	25.140	87.266	83.363								
4	15:10:46.114	1:13.677	21.444	26.757	25.476	86.257	80.465								
5	15:11:58.906	1:12.792	21.066	26.540	25.186	85.815	84.518								
6	15:13:11.800	1:12.894	21.268	26.645	24.981	86.035	81.441								
7	15:14:25.031	1:13.231	21.447	26.581	25.203	85.925	81.839								
8	15:15:38.565	1:13.534	21.206	27.108	25.220	86.257	83.467								
9	15:16:54.152	1:15.587	21.330	28.079	26.178	86.927	80.658								
10	15:18:04.630	1:10.478	20.948	25.620	23.910	87.266	79.323								
(47) Joel BAVIDGE															
1	15:07:10.664	1:18.024	22.349	28.513	27.162	63.190	83.157								
2	15:08:29.843	1:19.179	21.907	29.991	27.281	80.465	80.081								
3	15:09:50.454	1:20.611	22.325	30.627	27.659	80.950	79.700								
4	15:11:11.911	1:21.457	22.319	29.497	29.641	81.441	79.136								
5	15:12:33.451	1:21.540	23.565	29.010	28.965	79.323	74.234								
6	15:13:52.601	1:19.150	22.390	29.916	26.844	81.343	79.511								
7	15:15:09.178	1:16.577	21.431	28.364	26.782	84.200	81.343								
8	15:16:28.701	1:19.523	22.495	28.499	28.529	80.950	80.272								
9	15:17:44.481	1:15.780	21.515	27.914	26.351	82.543	80.081								
(15) Finlay MILNE															
1	15:07:13.789	1:20.792	23.497	29.280	28.015	57.455	76.000								
2	15:08:32.190	1:18.401	22.516	28.473	27.412	74.647	74.981								
3	15:09:52.795	1:20.605	22.902	29.020	28.683	73.502	65.090								
4	15:11:12.777	1:19.982	22.619	28.743	28.620	72.314	72.549								
5	15:12:32.612	1:19.835	22.586	29.811	27.438	74.730	71.164								
6	15:13:51.924	1:19.312	22.041	29.592	27.679	78.032	75.657								
7	15:15:10.929	1:19.005	23.077	28.487	27.441	74.152	72.785								
8	15:16:28.742	1:17.813	21.866	28.403	27.544	77.941	75.402								
9	15:17:45.876	1:17.134	22.184	28.446	26.504	79.700	75.572								
(9) Rishon HICKEY															
1	15:07:12.847	1:19.465	23.135	27.708	28.622	51.110									
2	15:08:25.813	1:12.966	21.191			81.244	79.700								
3	15:09:39.457	1:13.644	20.749	27.611	25.284	84.306	75.233								
4	15:12:03.937	2:24.480	20.787	26.529	24.732	85.487	79.511								
5	15:13:16.240	1:12.303	20.471	26.853	24.979	86.814	72.549								
6	15:15:40.056	2:23.816	20.756	26.434	1:36.626	86.257	78.950								
7	15:16:51.846	1:11.790	20.235	26.666	24.889	85.596									
8	15:18:03.638	1:11.792	20.819	26.381	24.592	86.146									

Clerk of the Course.

Orbits

Sig : Time :
 Chief Timekeeper : Ian Sharp (SMART Timing)
 Results available at www.smart-timing.co.uk and www.mylaps.com

www.mylaps.com
 Licensed to: SMART Timing


KMSC 125's

Knockhill 1.267 miles

Race 25 - 4th Race

07/06/2015 14:45

Race (10 Laps) started at 15:05:43



Competitors	Laps											
	0	1	2	3	4	5	6	7	8	9	10	
Lewis PATERSON (11)	1	11	11	11	11	11	11	11	11	11	11	11
James McLAREN (27)	2	27	27	27	27	27	27	27	27	27	27	27
Lewis NICOL (88)	3	88	21	21	21	21	21	21	21	21	21	21
Marc GIBSON (21)	4	21	47	9	9	47	15	15	47	47	47	47
Joel BAVIDGE (47)	5	47	9	47	47	15	47	47	15	15	15	15
Finlay MILNE (15)	6	15	15	15	15	9	9	9	9	9	9	9
Rishon HICKEY (9)	7	9										
-	8											