


Croft

27th/28th August 2016

Darlington and District Motor Club



www.nemcrc.co.uk

Porsche Club

Motorsport



S.M.A.R.T.

Scottish Motorsports Automatic Race Timing

Ravenslea, Melrose Road, Galashiels, TD1 2AT

Telephone : 01896 – 752447



www.nemcrc.co.uk

Qualifying Results

Bulletin No. _____

DDMC Battle of Britain Race Meeting

Sorted on best lap time


NEMCRC Sidecars

Croft 2.125 miles

Warm Up 1

27/08/2016 09:05

Practice (10:00 Time) started at 9:07:14



Pos	No.	Name	Make/Model	CC	Class	Laps	Best Tm	Diff	Best Speed	Avg. Speed
1	72	P FOUNDS / J WALMSLEY	LCR Suzuki	600	SC	5	1:31.031		84.037	69.781
2	99	S RAMSDEN / M RAMSDEN	LCR Honda	600	SC	5	1:31.619	0.588	83.498	71.536
3	95	L BLACKSTOCK / P ROSNEY	LCR Suzuki	600	SC	5	1:31.676	0.645	83.446	71.144
4	17	L CRAWFORD / P FARRANCE	LCR Suzuki	600	SC	3	1:31.727	0.696	83.400	67.124
5	8	D WALLIS / H PAYNE	LCR Suzuki	600	SC	5	1:32.850	1.819	82.391	69.046
6	5	G SHAND / P HYDE	Shand F2	600	SC	4	1:33.892	2.861	81.477	67.783
7	16	G GIBSON / D GIBSON	Sherbourne Suzuki	600	SC	5	1:34.224	3.193	81.190	70.389
8	111	D NICHOLLS / B AVISON	LCR Suzuki	600	SC	5	1:36.985	5.954	78.878	68.113
9	41	P RILEY / S PARKER	MRE	600	SC	5	1:37.580	6.549	78.397	66.259
10	37	C MORPHET / P HALLIBURTON	LCR Suzuki	600	SC	3	1:37.628	6.597	78.359	38.462
11	15	K MORGAN / S MORGAN	LCR F2 R6 Yamaha	600	SC	5	1:38.829	7.798	77.406	66.592

Announcements

Sidecars No's 37 & 41 - No working transponders - Please fix before Qualifying.

Clerk of the Course.

Sig : Time :

Chief Timekeeper : Ian Sharp (SMART Timing)

Results available at www.mylaps.com and www.smart-timing.co.uk

Printed: 29/08/2016 18:07:38

Orbits





www.nemcrc.co.uk

Lap Times

Bulletin No. _____

DDMC Battle of Britain Race Meeting

NEMCRC Sidecars

Croft 2.125 miles

Warm Up 1

27/08/2016 09:05

Practice (10:00 Time) started at 9:07:14

Lap	Time of Day	Lap Tm	S1	S2	S3	SFSpd
(72) P FOUNDS / J WALMSLEY						
1	9:10:08.764	1:45.506	32.938	44.337	28.231	101.524
2	9:11:46.906	1:38.142	30.673	40.076	27.393	101.987
3	9:13:19.445	1:32.539	28.708	37.713	26.118	103.561
4	9:14:51.734	1:32.289	28.911	37.090	26.288	102.768
5	9:16:22.765	1:31.031	28.123	36.720	26.188	102.926

Lap	Time of Day	Lap Tm	S1	S2	S3	SFSpd
(99) S RAMSDEN / M RAMSDEN						
1	9:09:58.526	1:38.297	31.094	40.640	26.563	103.882
2	9:11:32.577	1:34.051	29.437	38.772	25.842	102.454
3	9:13:05.492	1:32.915	28.790	38.079	26.046	102.454
4	9:14:37.705	1:32.213	29.085	37.595	25.533	103.084
5	9:16:09.324	1:31.619	28.704	37.265	25.650	103.242

Lap	Time of Day	Lap Tm	S1	S2	S3	SFSpd
(95) L BLACKSTOCK / P ROSNEY						
1	9:09:59.915	1:44.129	34.312	42.541	27.276	101.066
2	9:11:34.737	1:34.822	29.716	38.824	26.282	105.184
3	9:13:06.413	1:31.676	28.434	37.595	25.647	103.561
4	9:14:38.131	1:31.718	28.370	37.717	25.631	104.366
5	9:16:12.268	1:34.137	28.440	37.922	27.775	101.524

Lap	Time of Day	Lap Tm	S1	S2	S3	SFSpd
(17) L CRAWFORD / P FARRANCE						
1	9:09:52.372	1:35.532	29.996	39.047	26.489	101.371
2	9:11:24.802	1:32.430	28.773	37.559	26.098	101.218
3	9:12:56.529	1:31.727	28.096	37.657	25.974	101.218

Lap	Time of Day	Lap Tm	S1	S2	S3	SFSpd
(8) D WALLIS / H PAYNE						
1	9:10:09.248	1:44.644	32.424	43.875	28.345	98.254
2	9:11:47.521	1:38.273	30.829	39.838	27.606	97.540
3	9:13:22.217	1:34.696	29.897	38.531	26.268	102.142
4	9:14:55.751	1:33.534	29.147	38.456	25.931	101.987
5	9:16:28.601	1:32.850	28.832	38.123	25.895	101.524

Lap	Time of Day	Lap Tm	S1	S2	S3	SFSpd
(5) G SHAND / P HYDE						
1	9:10:01.116	1:42.145	32.492	41.858	27.795	97.540
2	9:11:37.406	1:36.290	30.105	39.476	26.709	99.125
3	9:13:12.173	1:34.767	29.406	38.633	26.728	98.833
4	9:14:46.065	1:33.892	29.026	38.180	26.686	99.863

Lap	Time of Day	Lap Tm	S1	S2	S3	SFSpd
(16) G GIBSON / D GIBSON						
1	9:09:58.315	1:41.794	33.482	40.966	27.346	100.914
2	9:11:34.495	1:36.180	30.034	39.427	26.719	101.678
3	9:13:09.565	1:35.070	29.526	38.803	26.741	100.914
4	9:14:43.789	1:34.224	29.469	38.450	26.305	101.218
5	9:16:18.032	1:34.243	29.326	38.580	26.337	102.142

Lap	Time of Day	Lap Tm	S1	S2	S3	SFSpd
(111) D NICHOLLS / B AVISON						
1	9:10:03.076	1:42.605	32.620	42.117	27.868	98.111
2	9:11:40.848	1:37.772	30.498	40.658	26.616	97.824
3	9:13:17.833	1:36.985	30.204	40.029	26.752	96.419
4	9:14:57.082	1:39.249	30.915	40.526	27.808	96.281
5	9:16:36.195	1:39.113	30.851	41.111	27.151	95.459

Lap	Time of Day	Lap Tm	S1	S2	S3	SFSpd
(41) P RILEY / S PARKER						
1	9:10:16.376	1:48.063				
2	9:11:56.985	1:40.609				
3	9:13:35.630	1:38.645				
4	9:15:13.210	1:37.580				
5	9:16:51.904	1:38.694				

Lap	Time of Day	Lap Tm	S1	S2	S3	SFSpd
(37) C MORPHET / P HALLIBURTON						
1	9:13:54.375	1:40.837				
2	9:15:33.693	1:39.318				
3	9:17:11.321	1:37.628				

Clerk of the Course.

Sig : Time :
Chief Timekeeper : Ian Sharp (SMART Timing)

Results available at www.mylaps.com and www.smart-timing.co.uk

Printed: 29/08/2016 18:08:22

Orbits





DDMC Battle of Britain Race Meeting

Sorted on best lap time

Sylatech Porsche Club with Pirelli

Croft 2.125 miles

Qualifying 1

27/08/2016 09:25

Practice (20:00 Time) started at 9:25:01

Pos	No.	Name	Make/Model	CC	Class	Laps	Best Tm	Diff	Best Speed	2nd Best
1	1	Peter MORRIS	Porsche 996	3400	1	10	1:30.034		84.968	1:30.269
2	14	Mark McALEER	Porsche 996	3400	1	12	1:30.400	0.366	84.624	1:30.698
3	47	Mike JOHNSON	Porsche 996	3400	1	12	1:30.563	0.529	84.472	1:31.868
4	10	Richard ELLIS	Porsche 996	3400	1	13	1:31.080	1.046	83.992	1:31.667
5	6	Kevin HARRISON	Porsche 996	3400	1	12	1:31.124	1.090	83.952	1:31.223
6	7	Michael PRICE	Porsche 996	3400	1	12	1:31.350	1.316	83.744	1:31.959
7	9	Chris DYER	Porsche Cayman S	3400	1	11	1:31.602	1.568	83.513	1:32.138
8	4	Andy TOON	Porsche Boxter S	3200	2	11	1:33.557	3.523	81.768	1:33.965
9	44	Jake McALEER	Porsche Boxter S	3200	2	11	1:33.726	3.692	81.621	1:33.761
10	8	David BOTTERILL	Porsche 964 C2	3600	2	13	1:34.205	4.171	81.206	1:34.445
11	24	Hugo HOMES	Porsche Boxter S	3200	2	11	1:35.132	5.098	80.415	1:36.053
12	3	Ross MORRIS	Porsche 968	3000	2	8	1:35.770	5.736	79.879	1:37.697
13	45	Paul SEAGRAVE	Porsche Boxter S	3198	2	12	1:36.439	6.405	79.325	1:36.699
14	5	Nathalie McGLOIN	Porsche Cayman S	3400	1	12	1:36.807	6.773	79.023	1:36.984
15	43	Steve CHEETHAM	Porsche Boxster S	3200	2	3	1:39.557	9.523	76.840	2:02.851
16	35	Talan SKEELS-PIGGINS	Porsche Boxter S	3200	2	11	1:41.436	11.402	75.417	1:41.735

Clerk of the Course.

Orbits

Sig : Time :
Chief Timekeeper : Ian Sharp (SMART Timing)
Results available at www.mylaps.com and www.smart-timing.co.uk





DDMC Battle of Britain Race Meeting

Sylatech Porsche Club with Pirelli

Croft 2.125 miles

Qualifying 1

27/08/2016 09:25

Practice (20:00 Time) started at 9:25:01

Table with 7 columns: Lap, Time of Day, Lap Tm, S1, S2, S3, SFSpd. Driver: (1) Peter MORRIS. Lap 10: 9:42:01.191, 2:02.456.

Table with 7 columns: Lap, Time of Day, Lap Tm, S1, S2, S3, SFSpd. Driver: (14) Mark McALEER. Lap 12: 9:45:30.666, 1:31.833.

Table with 7 columns: Lap, Time of Day, Lap Tm, S1, S2, S3, SFSpd. Driver: (47) Mike JOHNSON. Lap 12: 9:45:42.654, 1:31.868.

Table with 7 columns: Lap, Time of Day, Lap Tm, S1, S2, S3, SFSpd. Driver: (10) Richard ELLIS. Lap 13: 9:45:55.773, 1:32.071.

Table with 7 columns: Lap, Time of Day, Lap Tm, S1, S2, S3, SFSpd. Driver: (6) Kevin HARRISON. Lap 9: 9:39:12.178, 1:32.227.

Table with 7 columns: Lap, Time of Day, Lap Tm, S1, S2, S3, SFSpd. Driver: (7) Michael PRICE. Lap 12: 9:44:01.379, 1:32.411.

Table with 7 columns: Lap, Time of Day, Lap Tm, S1, S2, S3, SFSpd. Driver: (9) Chris DYER. Lap 12: 9:44:59.066, 1:32.829.

Table with 7 columns: Lap, Time of Day, Lap Tm, S1, S2, S3, SFSpd. Driver: (4) Andy TOON. Lap 11: 9:45:31.723, 1:35.069.

Table with 7 columns: Lap, Time of Day, Lap Tm, S1, S2, S3, SFSpd. Driver: (44) Jake McALEER. Lap 11: 9:45:03.664, 1:34.188.

Table with 7 columns: Lap, Time of Day, Lap Tm, S1, S2, S3, SFSpd. Driver: (8) David BOTTERILL. Lap 8: 9:38:01.043, 1:34.205.

Clerk of the Course.

Sig : Time : Chief Timekeeper : Ian Sharp (SMART Timing)

Results available at www.mylaps.com and www.smart-timing.co.uk

Printed: 29/08/2016 18:39:20

Orbits





DDMC Battle of Britain Race Meeting

Sylatech Porsche Club with Pirelli

Croft 2.125 miles

Qualifying 1

27/08/2016 09:25

Practice (20:00 Time) started at 9:25:01



Lap	Time of Day	Lap Tm	S1	S2	S3	SFSpd
9	9:39:35.488	1:34.445	28.807	38.990	26.648	92.181
10	9:41:10.131	1:34.643	28.909	38.970	26.764	91.552
11	9:42:44.791	1:34.660	28.928	38.893	26.839	92.181
12	9:44:19.615	1:34.824	28.947	39.065	26.812	92.054
13	9:45:54.451	1:34.836	29.132	39.039	26.665	91.928

Lap	Time of Day	Lap Tm	S1	S2	S3	SFSpd
4	9:32:33.004	1:44.315	31.595	43.536	29.184	85.925
5	9:34:14.886	1:41.882	31.924	41.481	28.477	86.146
6	9:36:14.682	1:59.796	31.253	42.160	46.383	
7	9:38:54.154	2:39.472	1:28.783	42.068	28.621	86.035
8	9:40:35.889	1:41.735	31.018	42.184	28.533	78.214
9	9:42:19.403	1:43.514	32.767	42.280	28.467	84.946
10	9:44:05.502	1:46.099	30.855	44.221	31.023	85.162
11	9:45:46.938	1:41.436	30.925	42.120	28.391	84.839

(24) Hugo HOMES

1	9:27:06.063			47.403	29.937	88.183
2	9:28:45.247	1:39.184	31.511	40.313	27.360	90.809
3	9:30:26.107	1:40.860	29.418	43.736	27.706	90.077
4	9:32:02.216	1:36.109	29.236	39.376	27.497	91.055
5	9:33:37.348	1:35.132	29.133	38.890	27.109	90.077
6	9:35:26.137	1:48.789	29.681	40.654	38.454	
7	9:38:18.996	2:52.859	1:43.164	40.755	28.940	90.932
8	9:39:55.220	1:36.224	29.291	39.201	27.732	88.649
9	9:41:31.273	1:36.053	29.233	39.516	27.304	90.809
10	9:43:07.351	1:36.078	29.285	39.357	27.436	90.686
11	9:45:33.984	2:26.633	37.821	57.373	51.439	

(3) Ross MORRIS

1	9:27:08.281			46.548	29.535	87.494
2	9:28:49.271	1:40.990	31.157	41.163	28.670	89.120
3	9:30:26.994	1:37.723	29.781	40.624	27.318	89.239
4	9:32:14.888	1:47.894	29.792	39.928	38.174	
5	9:34:21.297	2:06.409	58.854	40.481	27.074	89.358
6	9:35:57.067	1:35.770	29.274	39.531	26.965	90.320
7	9:37:34.764	1:37.697	30.798	39.635	27.264	90.320
8	9:39:33.579	1:58.815	33.522	46.847	38.446	

(45) Paul SEAGRAVE

1	9:26:53.089			47.291	29.321	87.494
2	9:28:35.966	1:42.877	32.252	42.549	28.076	88.767
3	9:30:14.667	1:38.701	31.216	40.274	27.211	89.477
4	9:31:52.105	1:37.438	30.074	40.007	27.357	88.416
5	9:33:28.544	1:36.439	29.810	39.334	27.295	89.239
6	9:35:39.691	2:11.147			1:01.625	
7	9:37:24.353	1:44.662	37.346	39.479	27.837	87.722
8	9:39:01.157	1:36.804	29.999	39.695	27.110	88.884
9	9:40:38.573	1:37.416	29.907	39.559	27.950	88.532
10	9:42:15.272	1:36.699	30.171	39.464	27.064	89.120
11	9:43:52.389	1:37.117	29.851	39.371	27.895	89.239
12	9:45:47.774	1:55.385	30.370	39.740	45.275	

(5) Nathalie McGLOIN

1	9:27:07.446			51.795	33.376	69.831
2	9:29:00.580	1:53.134	35.133	47.534	30.467	77.047
3	9:31:25.279	2:24.699	32.683	44.587	1:07.429	
4	9:33:13.241	1:47.962	38.014	42.334	27.614	96.697
5	9:34:54.133	1:40.892	30.246	43.282	27.364	96.558
6	9:36:33.620	1:39.487	29.864	41.957	27.666	96.281
7	9:38:12.927	1:39.307	29.727	41.791	27.789	96.558
8	9:39:51.762	1:38.835	29.903	41.531	27.401	96.697
9	9:41:29.697	1:37.935	29.556	41.106	27.273	96.281
10	9:43:06.681	1:36.984	29.473	40.453	27.058	96.419
11	9:44:43.488	1:36.807	29.402	40.293	27.112	96.419
12	9:46:22.881	1:39.393	31.033	40.749	27.611	96.143

(43) Steve CHEETHAM

1	9:27:02.777			48.369	28.889	86.927
2	9:28:42.334	1:39.557	31.199	40.843	27.515	86.702
3	9:30:45.185	2:02.851	30.320	44.940	47.591	

(35) Talan SKEELS-PIGGINS

1	9:27:15.983			51.526	31.479	84.095
2	9:29:03.891	1:47.908	33.955	44.297	29.656	85.596
3	9:30:48.689	1:44.798	32.015	43.428	29.355	86.035

Clerk of the Course.

Sig : Time : Chief Timekeeper : Ian Sharp (SMART Timing) Results available at www.mylaps.com and www.smart-timing.co.uk

Orbits





DDMC Battle of Britain Race Meeting

Sylatech Porsche Club with Pirelli

Croft 2.125 miles

Race 9 - 1st Race

27/08/2016 16:55

Race (25:00 Time) started at 16:32:01

POLE POSITION

2

14 Mark McALEER
1:30.698

1

1 Peter MORRIS
1:30.269

1

4

10 Richard ELLIS
1:31.667

3

6 Kevin HARRISON
1:31.223

2

6

7 Michael PRICE
1:31.959

5

47 Mike JOHNSON
1:31.868

3

8

44 Jake McALEER
1:33.761

7

9 Chris DYER
1:32.138

4

10

8 David BOTTERILL
1:34.445

9

4 Andy TOON
1:33.965

5

12

45 Paul SEAGRAVE
1:36.699

11

24 Hugo HOMES
1:36.053

6

14

3 Ross MORRIS
1:37.697

13

5 Nathalie McGLOIN
1:36.984

7

16

43 Steve CHEETHAM
2:02.851

15

35 Talan SKEELS-PIGGINS
1:41.735

8

Clerk of the Course.

Orbits

Sig : Time :
Chief Timekeeper : Ian Sharp (SMART Timing)
Results available at www.mylaps.com and www.smart-timing.co.uk





DDMC Battle of Britain Race Meeting

Sylatech Porsche Club with Pirelli

Croft 2.125 miles

Race 1 - 1st Race

27/08/2016 12:00

Race (25:00 Time) started at 12:02:30

POLE POSITION

2

14 Mark McALEER
1:30.400

1

1 Peter MORRIS
1:30.034

1

4

10 Richard ELLIS
1:31.080

3

47 Mike JOHNSON
1:30.563

2

6

7 Michael PRICE
1:31.350

5

6 Kevin HARRISON
1:31.124

3

8

4 Andy TOON
1:33.557

7

9 Chris DYER
1:31.602

4

10

8 David BOTTERILL
1:34.205

9

44 Jake McALEER
1:33.726

5

12

3 Ross MORRIS
1:35.770

11

24 Hugo HOMES
1:35.132

6

14

5 Nathalie McGLOIN
1:36.807

13

45 Paul SEAGRAVE
1:36.439

7

16

35 Talan SKEELS-PIGGINS
1:41.436

15

43 Steve CHEETHAM
1:39.557

8

Clerk of the Course.

Sig : Time :
Chief Timekeeper : Ian Sharp (SMART Timing)
Results available at www.mylaps.com and www.smart-timing.co.uk

Orbits





www.nemcrc.co.uk

Qualifying Results

Bulletin No. _____

DDMC Battle of Britain Race Meeting

Sorted on best lap time

NEMCRC Solo Motorbikes

Croft 2.125 miles

Qualifying 2 - Solo 1

27/08/2016 09:55

Practice (15:00 Time) started at 9:53:06

Pos	No.	Name	Make/Model	CC	Class	Laps	Best Tm	Diff	Best Speed	Avg. Speed
1	119	Andrew STOCKDALE	BMW	1000	1	6	1:28.937		86.016	71.586
2	16	Ian RUMNEY	Kawasaki	ZX10 1000	1	10	1:29.403	0.466	85.568	81.870
3	17	Mark GOODINGS	Kawasaki	ZX10 1000	1	10	1:29.513	0.576	85.462	80.626
4	78	Lee TEASDALE	Aprilia	RSV 1000	1	10	1:29.655	0.718	85.327	82.634
5	20	Garry WHITFIELD	BMW	1000	1	3	1:29.758	0.821	85.229	61.593
6	116	Karl JAKEMAN	Yamaha	R1 1000	1	8	1:30.272	1.335	84.744	68.738
7	19	David BELL	Yamaha	FZ 1000		5	1:30.697	1.760	84.347	75.148
8	5	David McCONNACHY	Triumph	675	1	7	1:30.702	1.765	84.342	77.766
9	9	Todd ELLIS	Honda	CBR 600	1	10	1:30.755	1.818	84.293	80.642
10	184	Kyle GOWLAND	BMW	1000	1	6	1:31.119	2.182	83.956	71.444
11	31	Brad VICARS	Honda	CBR 600	1	6	1:31.555	2.618	83.556	78.192
12	227	Neil BELL	Kawasaki	ZX10R 1000	1	6	1:32.300	3.363	82.882	78.433
13	7	Angus MEARNS	Yamaha	R6 600	1	5	1:32.422	3.485	82.773	77.110
14	27	Simon FRANKLIN	Suzuki	GSXR 600	1	8	1:33.104	4.167	82.166	75.058
15	12	Anthony JACKSON	Suzuki	GSXR 1000	1	8	1:33.580	4.643	81.748	77.985
16	28	Ian BAINBRIDGE	Honda	Fireblade 1000	1	8	1:33.599	4.662	81.732	76.544
17	122	David SUDDER	Suzuki	GSXR 1000	1	8	1:33.671	4.734	81.669	76.389
18	144	Aran SADLER	Kawasaki	ZX10 1000	1	7	1:33.794	4.857	81.562	56.483
19	38	Steven TODD	Yamaha	R6 599	1	6	1:39.172	10.235	77.139	71.962
20	84	Ian SWAN	Triumph	675	1	5	1:39.809	10.872	76.646	71.156
21	54	Cameron ROBB	Suzuki	GSXR 600	1	2	1:53.271	24.334	67.537	60.406

Clerk of the Course.

Orbits

Sig : Time :

Chief Timekeeper : Ian Sharp (SMART Timing)

Results available at www.mylaps.com and www.smart-timing.co.uk

Printed: 29/08/2016 18:15:24





www.nemcrc.co.uk

Lap Times

Bulletin No. _____

DDMC Battle of Britain Race Meeting


NEMCRC Solo Motorbikes

Croft 2.125 miles

Qualifying 2 - Solo 1

27/08/2016 09:55

Practice (15:00 Time) started at 9:53:06



Lap	Time of Day	Lap Tm	S1	S2	S3	SFSpd
(119) Andrew STOCKDALE						
1	9:56:20.089	1:33.592	29.202	38.862	25.528	127.581
2	9:57:49.920	1:29.831	27.167	37.190	25.474	129.053
3	9:59:19.703	1:29.783	26.994	37.437	25.352	128.805
4	10:00:49.581	1:29.878	26.754	37.907	25.217	127.339
5	10:02:18.518	1:28.937	26.730	37.451	24.756	129.802
6	10:03:47.900	1:29.382	27.099	37.055	25.228	129.302

Lap	Time of Day	Lap Tm	S1	S2	S3	SFSpd
(16) Ian RUMNEY						
1	9:55:07.235	1:41.654	31.858	42.592	27.204	126.380
2	9:56:40.113	1:32.878	28.051	39.483	25.344	127.098
3	9:58:10.674	1:30.561	27.029	38.153	25.379	128.068
4	9:59:40.526	1:29.852	26.573	38.372	24.907	126.380
5	10:01:10.493	1:29.967	26.859	38.290	24.818	125.905
6	10:02:39.896	1:29.403	26.758	37.882	24.763	127.339
7	10:04:11.769	1:31.873	26.683	39.343	25.847	126.380
8	10:05:41.577	1:29.808	26.497	38.263	25.048	125.905
9	10:07:11.255	1:29.678	26.867	37.950	24.861	125.905
10	10:08:41.125	1:29.870	26.725	37.673	25.472	114.323

Lap	Time of Day	Lap Tm	S1	S2	S3	SFSpd
(17) Mark GOODINGS						
1	9:55:10.443	1:42.357	32.541	42.778	27.038	127.824
2	9:56:44.204	1:33.761	28.772	38.940	26.049	128.068
3	9:58:16.969	1:32.765	28.022	38.731	26.012	128.805
4	9:59:48.902	1:31.933	27.964	38.442	25.527	130.814
5	10:01:19.385	1:30.483	26.807	38.282	25.394	129.551
6	10:02:52.050	1:32.665	28.172	39.209	25.284	130.306
7	10:04:22.130	1:30.080	27.291	37.620	25.169	130.053
8	10:05:53.231	1:31.101	27.170	38.298	25.633	123.587
9	10:07:22.744	1:29.513	26.996	37.632	24.885	127.339
10	10:08:55.537	1:32.793	26.948	39.214	26.631	121.133

Lap	Time of Day	Lap Tm	S1	S2	S3	SFSpd
(78) Lee TEASDALE						
1	9:54:54.261	1:34.151	29.195	39.428	25.528	117.733
2	9:56:25.939	1:31.678	28.266	38.029	25.383	114.910
3	9:57:56.931	1:30.992	27.837	38.221	24.934	118.356
4	9:59:27.635	1:30.704	27.735	38.185	24.784	118.985
5	10:00:59.389	1:31.754	27.759	39.155	24.840	117.940
6	10:02:29.765	1:30.376	27.626	37.984	24.766	118.147
7	10:04:01.592	1:31.827	28.363	38.029	25.435	117.526
8	10:05:32.445	1:30.853	28.106	37.962	24.785	117.116
9	10:07:02.828	1:30.383	27.703	37.877	24.803	117.321
10	10:08:32.483	1:29.655	27.239	37.650	24.766	116.709

Lap	Time of Day	Lap Tm	S1	S2	S3	SFSpd
(20) Garry WHITFIELD						
1	9:56:17.512	1:38.197	30.655	40.738	26.804	125.905
2	9:57:49.566	1:32.054	28.147	38.434	25.473	127.098
3	9:59:19.324	1:29.758	26.926	37.703	25.129	127.339

Lap	Time of Day	Lap Tm	S1	S2	S3	SFSpd
(116) Karl JAKEMAN						
1	9:57:16.616	1:37.720	30.494	40.933	26.293	121.792
2	9:58:49.891	1:33.275	28.215	39.471	25.589	124.968
3	10:00:20.825	1:30.934	27.503	38.443	24.988	126.380
4	10:01:52.660	1:31.835	27.084	38.483	26.268	125.905
5	10:03:24.267	1:31.607	27.673	38.577	25.357	124.735
6	10:04:54.539	1:30.272	27.107	38.102	25.063	126.142
7	10:06:26.300	1:31.761	27.496	38.424	25.841	120.049
8	10:07:57.056	1:30.756	27.374	38.400	24.982	124.044

Lap	Time of Day	Lap Tm	S1	S2	S3	SFSpd
(19) David BELL						
1	9:55:27.698	1:44.952	33.837	43.582	27.533	117.116
2	9:57:02.445	1:34.747	28.859	39.670	26.218	117.733
3	9:58:34.288	1:31.843	27.637	37.895	26.311	117.940
4	10:00:04.985	1:30.697	27.474	37.575	25.648	117.940
5	10:01:35.708	1:30.723	27.585	37.734	25.404	117.526

Lap	Time of Day	Lap Tm	S1	S2	S3	SFSpd
(5) David McCONNACHY						
1	9:55:19.460	1:45.305	32.233	45.425	27.647	116.304
2	9:56:55.286	1:35.826	29.740	39.702	26.384	116.304
3	9:58:29.196	1:33.910	28.525	39.272	26.113	116.304
4	10:00:01.411	1:32.215	28.124	38.505	25.586	115.504
5	10:01:33.129	1:31.718	28.201	38.279	25.238	116.709
6	10:03:04.612	1:31.483	27.969	38.136	25.378	116.709
7	10:04:35.314	1:30.702	27.850	37.652	25.200	116.103

Lap	Time of Day	Lap Tm	S1	S2	S3	SFSpd
(9) Todd ELLIS						
1	9:55:03.756	1:40.019	31.741	41.484	26.794	118.356
2	9:56:37.010	1:33.254	28.531	38.636	26.087	119.196
3	9:58:11.324	1:34.314	28.666	39.407	26.241	118.565
4	9:59:45.807	1:34.483	28.440	39.759	26.284	119.196
5	10:01:16.799	1:30.992	27.715	37.567	25.710	118.985
6	10:02:47.554	1:30.755	27.765	37.421	25.569	119.196
7	10:04:18.741	1:31.187	27.891	37.651	25.645	119.409
8	10:05:49.628	1:30.887	27.583	37.916	25.388	118.775
9	10:07:21.586	1:31.958	27.947	38.115	25.896	118.985
10	10:08:55.357	1:33.771	27.797	39.358	26.616	110.193

Lap	Time of Day	Lap Tm	S1	S2	S3	SFSpd
(184) Kyle GOWLAND						
1	9:55:01.836	1:39.467	30.793	41.913	26.761	120.049
2	9:56:34.156	1:32.320	27.915	38.964	25.441	119.409
3	9:58:06.012	1:31.856	27.655	38.851	25.350	122.683
4	10:00:02.982	1:56.970	30.370	41.998	44.602	121.133
5	10:02:18.052	2:15.070	1:06.262	42.653	26.155	121.133
6	10:03:49.171	1:31.119	27.619	38.422	25.078	122.683

Lap	Time of Day	Lap Tm	S1	S2	S3	SFSpd
(31) Brad VICARS						
1	9:55:11.272	1:42.482	32.692	42.895	26.895	119.196
2	9:56:45.050	1:33.778	28.763	39.169	25.846	117.321
3	9:58:17.997	1:32.947	28.184	39.366	25.397	117.321
4	9:59:50.556	1:32.559	27.724	39.135	25.700	120.049
5	10:01:22.111	1:31.555	27.867	38.659	25.029	118.775
6	10:02:53.730	1:31.619	27.650	38.651	25.318	118.147

Lap	Time of Day	Lap Tm	S1	S2	S3	SFSpd
(227) Neil BELL						
1	9:55:02.641	1:39.190	31.527	41.619	26.044	122.683
2	9:56:36.591	1:33.950	28.623	39.298	26.029	123.133
3	9:58:10.910	1:34.319	28.711	39.636	25.972	119.835
4	9:59:46.494	1:35.584	28.663	39.758	27.163	123.587
5	10:01:18.794	1:32.300	27.890	38.893	25.517	124.735
6	10:02:51.927	1:33.133	28.626	38.893	25.614	123.360

Lap	Time of Day	Lap Tm	S1	S2	S3	SFSpd
(7) Angus MEARNS						
1	9:55:08.178	1:42.670	32.734	42.032	27.904	119.621
2	9:56:43.258	1:35.080	29.141	39.535	26.404	119.409
3	9:58:16.818	1:33.560	28.723	38.865	25.972	119.835
4	9:59:50.334	1:33.516	28.384	39.136	25.996	121.352
5	10:01:22.756	1:32.422	28.194	38.765	25.463	121.352

Lap	Time of Day	Lap Tm	S1	S2	S3	SFSpd
(27) Simon FRANKLIN						
1	9:55:36.059	1:42.148	31.599	42.557	27.992	113.549
2	9:57:13.035	1:36.976	29.627	40.318	27.031	113.357
3	9:58:48.862	1:35.827	28.980	40.298	26.549	113.935
4	10:00:24.639	1:35.777	28.574	40.025	27.178	111.474
5	10:02:00.319	1:35.680	29.660	39.879	26.141	113.166
6	10:03:35.624	1:35.305	29.005	39.548	26.752	111.290
7	10:05:08.976	1:33.352	28.381	39.024	25.947	113.935
8	10:06:42.080	1:33.104	28.041	39.115	25.948	113.742

Lap	Time of Day	Lap Tm	S1	S2	S3	SFSpd
(12) Anthony JACKSON						
1	9:55:11.125	1:43.458	33.190	43.109	27.159	113.742
2	9:56:48.010	1:36.885	29.836	40.219	26.830	113.935

Clerk of the Course. Orbits

Sig : Time :

Chief Timekeeper : Ian Sharp (SMART Timing)

Results available at www.mylaps.com and www.smart-timing.co.uk

Printed: 29/08/2016 18:16:05 Page 1/2



www.nemcrc.co.uk

Lap Times

Bulletin No. _____

DDMC Battle of Britain Race Meeting

NEMCRC Solo Motorbikes

Croft 2.125 miles

Qualifying 2 - Solo 1

27/08/2016 09:55

Practice (15:00 Time) started at 9:53:06

Lap	Time of Day	Lap Tm	S1	S2	S3	SFSpd
3	9:58:22.150	1:34.140	28.903	39.139	26.098	114.129
4	9:59:56.068	1:33.918	28.468	39.453	25.997	113.935
5	10:01:29.947	1:33.879	28.445	39.397	26.037	114.910
6	10:03:03.615	1:33.668	28.395	39.023	26.250	114.714
7	10:04:37.195	1:33.580	28.697	38.992	25.891	114.910
8	10:06:11.483	1:34.288	28.299	39.165	26.824	114.323

(28) Ian BAINBRIDGE

Lap	Time of Day	Lap Tm	S1	S2	S3	SFSpd
1	9:55:24.195	1:43.228	33.206	42.457	27.565	124.044
2	9:56:59.178	1:34.983	28.987	39.514	26.482	110.374
3	9:58:34.357	1:35.179	28.666	39.377	27.136	120.697
4	10:00:08.327	1:33.970	29.190	38.884	25.896	124.968
5	10:01:43.357	1:35.030	28.645	39.880	26.505	123.133
6	10:03:18.346	1:34.989	29.380	39.323	26.286	122.908
7	10:04:52.655	1:34.309	29.085	39.347	25.877	122.459
8	10:06:26.254	1:33.599	28.639	39.473	25.487	123.360

(122) David SUDDER

Lap	Time of Day	Lap Tm	S1	S2	S3	SFSpd
1	9:55:24.133	1:44.023	33.135	42.602	28.286	117.116
2	9:57:00.407	1:36.274	29.690	40.185	26.399	120.480
3	9:58:34.736	1:34.329	28.839	39.407	26.083	120.697
4	10:00:10.244	1:35.508	29.415	39.449	26.644	119.621
5	10:01:43.915	1:33.671	28.324	39.311	26.036	118.356
6	10:03:18.607	1:34.692	29.508	39.055	26.129	121.792
7	10:04:53.526	1:34.919	29.640	39.030	26.249	118.775
8	10:06:27.878	1:34.352	29.192	39.072	26.088	118.985

(144) Aran SADLER

Lap	Time of Day	Lap Tm	S1	S2	S3	SFSpd
1	9:55:18.210	1:50.576	32.555	46.496	31.525	123.815
2	10:01:02.138	5:43.928	30.719	42.123	26.417	122.683
3	10:02:37.951	1:35.813	29.303	40.416	26.094	124.968
4	10:04:11.745	1:33.794	28.097	39.638	26.059	123.133
5	10:05:45.576	1:33.831	28.037	39.606	26.188	123.815
6	10:07:20.356	1:34.780	28.577	40.108	26.095	124.968
7	10:08:54.785	1:34.429	28.299	39.915	26.215	124.735

(38) Steven TODD

Lap	Time of Day	Lap Tm	S1	S2	S3	SFSpd
1	9:55:24.153	1:45.505	32.455	43.820	29.230	112.408
2	9:57:04.342	1:40.189	30.756	41.263	28.170	115.107
3	9:58:43.660	1:39.318	29.969	41.735	27.614	115.504
4	10:00:24.200	1:40.540	29.861	42.636	28.043	116.912
5	10:02:05.375	1:41.175	30.317	42.505	28.353	114.910
6	10:03:44.547	1:39.172	29.993	41.931	27.248	116.912

(84) Ian SWAN

Lap	Time of Day	Lap Tm	S1	S2	S3	SFSpd
1	9:55:14.109	1:45.115	32.864	44.681	27.570	111.290
2	9:56:54.061	1:39.952	30.246	42.594	27.112	106.351
3	9:58:33.870	1:39.809	31.809	41.241	26.759	109.653
4	10:00:13.771	1:39.901	30.229	42.276	27.396	109.118
5	10:02:04.268	1:50.497	30.206	41.993	38.298	

(54) Cameron ROBB

Lap	Time of Day	Lap Tm	S1	S2	S3	SFSpd
1	9:55:24.096	1:53.271	34.178	47.508	31.585	107.372
2	9:57:20.002	1:55.906	32.662	46.242	37.002	69.326

Clerk of the Course.

Sig : Time :
Chief Timekeeper : Ian Sharp (SMART Timing)

Results available at www.mylaps.com and www.smart-timing.co.uk

Printed: 29/08/2016 18:16:05

Orbits





www.nemcrc.co.uk

Grid Sheet

Bulletin No. _____

DDMC Battle of Britain Race Meeting

NEMCRC Solo Motorbikes	Croft 2.125 miles
Race 2 - Solo 1 - 1st Race	27/08/2016 13:25
Race (8 Laps) started at 13:33:05	



POLE POSITION

1	1 119 Andrew STOCKDALE 1:28.937	2 16 Ian RUMNEY 1:29.403	3 17 Mark GOODINGS 1:29.513
2	4 78 Lee TEASDALE 1:29.655	5 20 Garry WHITFIELD 1:29.758	6 116 Karl JAKEMAN 1:30.272
3	7 19 David BELL 1:30.697	8 5 David McCONNACHY 1:30.702	9 9 Todd ELLIS 1:30.755
4	10 184 Kyle GOWLAND 1:31.119	11 31 Brad VICARS 1:31.555	12 227 Neil BELL 1:32.300
5	13 7 Angus MEARNES 1:32.422	14 27 Simon FRANKLIN 1:33.104	15 12 Anthony JACKSON 1:33.580
6	16 28 Ian BAINBRIDGE 1:33.599	17 122 David SUDDER 1:33.671	18 144 Aran SADLER 1:33.794
7	19 38 Steven TODD 1:39.172	20 84 Ian SWAN 1:39.809	21 54 Cameron ROBB 1:53.271

Clerk of the Course. Orbits

Sig : Time :
 Chief Timekeeper : Ian Sharp (SMART Timing)
 Results available at www.mylaps.com and www.smart-timing.co.uk





www.nemcrc.co.uk

Grid Sheet

Bulletin No. _____

DDMC Battle of Britain Race Meeting

NEMCRC Solo Motorbikes

Croft 2.125 miles

Race 7 - Solo 1 - 2nd Race

27/08/2016 15:55

Race (8 Laps) started at 15:46:29

POLE POSITION

1	1 119 Andrew STOCKDALE 1:28.937	2 16 Ian RUMNEY 1:29.403	3 17 Mark GOODINGS 1:29.513
2	4 78 Lee TEASDALE 1:29.655	5 20 Garry WHITFIELD 1:29.758	6 116 Karl JAKEMAN 1:30.272
3	7 19 David BELL 1:30.697	8 5 David McCONNACHY 1:30.702	9 9 Todd ELLIS 1:30.755
4	10 184 Kyle GOWLAND 1:31.119	11 31 Brad VICARS 1:31.555	12 227 Neil BELL 1:32.300
5	13 7 Angus MEARNES 1:32.422	14 27 Simon FRANKLIN 1:33.104	15 12 Anthony JACKSON 1:33.580
6	16 28 Ian BAINBRIDGE 1:33.599	17 122 David SUDDER 1:33.671	18 144 Aran SADLER 1:33.794
7	19 38 Steven TODD 1:39.172	20 84 Ian SWAN 1:39.809	21 54 Cameron ROBB 1:53.271

Clerk of the Course.

Sig : Time :

Chief Timekeeper : Ian Sharp (SMART Timing)

Results available at www.mylaps.com and www.smart-timing.co.uk

Printed: 29/08/2016 18:16:50

Orbits





www.nemcrc.co.uk

Grid Sheet

Bulletin No. _____

DDMC Battle of Britain Race Meeting

NEMCRC Solo Motorbikes

Croft 2.125 miles

Race 14 - Solo 1 - 3rd Race

28/08/2016 14:55

Race (7 Laps) started at 15:19:45

POLE POSITION

1	1 119 Andrew STOCKDALE 1:28.937	2 16 Ian RUMNEY 1:29.403	3 17 Mark GOODINGS 1:29.513
2	4 78 Lee TEASDALE 1:29.655	5 20 Garry WHITFIELD 1:29.758	6 116 Karl JAKEMAN 1:30.272
3	7 19 David BELL 1:30.697	8 5 David McCONNACHY 1:30.702	9 9 Todd ELLIS 1:30.755
4	10 184 Kyle GOWLAND 1:31.119	11 31 Brad VICARS 1:31.555	12 227 Neil BELL 1:32.300
5	13 7 Angus MEARNES 1:32.422	14 27 Simon FRANKLIN 1:33.104	15 12 Anthony JACKSON 1:33.580
6	16 28 Ian BAINBRIDGE 1:33.599	17 122 David SUDDER 1:33.671	18 144 Aran SADLER 1:33.794
7	19 38 Steven TODD 1:39.172	20 84 Ian SWAN 1:39.809	21 54 Cameron ROBB 1:53.271
8	22 161 Graeme BANFIELD		

Clerk of the Course.

Sig : Time :

Chief Timekeeper : Ian Sharp (SMART Timing)

Results available at www.mylaps.com and www.smart-timing.co.uk

Printed: 29/08/2016 18:17:10

Orbits





www.nemcrc.co.uk

Grid Sheet

Bulletin No. _____

DDMC Battle of Britain Race Meeting

NEMCRC Solo Motorbikes

Croft 2.125 miles

Race 19 - Solo 1 - 4th Race

28/08/2016 17:15

Race (8 Laps) started at 17:26:26

POLE POSITION

1	1 119 Andrew STOCKDALE 1:28.937	2 16 Ian RUMNEY 1:29.403	3 17 Mark GOODINGS 1:29.513
2	4 78 Lee TEASDALE 1:29.655	5 20 Garry WHITFIELD 1:29.758	6 116 Karl JAKEMAN 1:30.272
3	7	8 5 David McCONNACHY 1:30.702	9 9 Todd ELLIS 1:30.755
4	10 184 Kyle GOWLAND 1:31.119	11 31 Brad VICARS 1:31.555	12 227 Neil BELL 1:32.300
5	13 7 Angus MEARNES 1:32.422	14 27 Simon FRANKLIN 1:33.104	15 12 Anthony JACKSON 1:33.580
6	16 28 Ian BAINBRIDGE 1:33.599	17 122 David SUDDER 1:33.671	18 144 Aran SADLER 1:33.794
7	19 38 Steven TODD 1:39.172	20 84 Ian SWAN 1:39.809	21 54 Cameron ROBB 1:53.271
8	22 19 David BELL	23 161 Graeme BANFIELD	

Clerk of the Course.

Sig : Time :

Chief Timekeeper : Ian Sharp (SMART Timing)

Results available at www.mylaps.com and www.smart-timing.co.uk

Printed: 29/08/2016 18:17:30

Orbits





www.nemcrc.co.uk

Qualifying Results

Bulletin No. _____

DDMC Battle of Britain Race Meeting

Sorted on best lap time

NEMCRC Solo Motorcycles

Croft 2.125 miles

Qualifying 3 - Solo 2

27/08/2016 10:20

Practice (15:00 Time) started at 10:12:47

Pos	No.	Name	Make/Model	CC	Class	Laps	Best Tm	Diff	Best Speed	Avg. Speed
1	19	David BELL	Yamaha	FZ 1000	2	6	1:30.150		84.859	62.907
2	116	Karl JAKEMAN	Yamaha	R1 1000	1	5	1:30.176	0.026	84.834	87.890
3	51	David McCONNACHY	Triumph	675	1	6	1:30.583	0.433	84.453	70.576
4	119	Andrew STOCKDALE	BMW	1000	1	7	1:30.606	0.456	84.431	86.353
5	31	Brad VICARS	Kawasaki	ER6 650	2	6	1:33.199	3.049	82.082	68.354
6	61	David CURTIS	Ducati	1299	2	5	1:33.203	3.053	82.079	92.829
7	20	Garry WHITFIELD	Suzuki	GSXR 600	2	8	1:33.284	3.134	82.008	69.006
8	911	Kaine SHERIFF	Suzuki	SV 650	2	10	1:34.057	3.907	81.334	83.581
9	134	Chris RICHARDSON	Suzuki	SV 650	2	9	1:34.585	4.435	80.880	72.778
10	24	Paul NOBLE	KTM	RC8 1200	2	7	1:34.716	4.566	80.768	83.630
11	117	Ross JACKMAN	Suzuki	SV 650	2	10	1:35.094	4.944	80.447	83.914
12	62	Graham ASHBRIDGE	Aprilia	Mille 1103	2	10	1:35.532	5.382	80.078	84.172
13	4	James REVELY	Honda	CBR 600	2	10	1:36.018	5.868	79.673	83.931
14	38	Steven TODD	Yamaha	R6 599	1	3	1:36.619	6.469	79.177	60.499
15	69	Carlo BARBARO	Kawasaki	ER6 650	2	10	1:37.902	7.752	78.139	80.826
16	115	Ian SMITH	Ducati	916	2	10	1:37.915	7.765	78.129	80.890
17	41	Phil PUGH	Yamaha	YZF R1 1000	2	10	1:38.087	7.937	77.992	81.649
18	15	Alan ELLIS	Suzuki	SV 650	2	10	1:38.159	8.009	77.935	81.926
19	310	Craig WALSH	Kawasaki	ER6 650	2	10	1:40.509	10.359	76.113	81.354
20	94	Andy APPLEBY	Yamaha	R6 600	2	10	1:40.576	10.426	76.062	79.053
21	55	Darren KAY	Suzuki	GSXR 600	2	4	1:40.593	10.443	76.049	78.673
22	427	Richard HAMMOND	Suzuki	SV 650	2	10	1:42.387	12.237	74.717	78.644
23	7	Carl BELL	Suzuki	SV 650	2	10	1:43.344	13.194	74.025	78.694
24	5	Shane GODDEN	Honda	CBR 500	2	8	1:43.847	13.697	73.666	79.102

Clerk of the Course.

Orbits

Sig : Time :
 Chief Timekeeper : Ian Sharp (SMART Timing)
 Results available at www.mylaps.com and www.smart-timing.co.uk



Printed: 29/08/2016 18:20:59



www.nemcrc.co.uk

Lap Times

Bulletin No. _____

DDMC Battle of Britain Race Meeting

NEMCRC Solo Motorcycles

Croft 2.125 miles

Qualifying 3 - Solo 2

27/08/2016 10:20

Practice (15:00 Time) started at 10:12:47

Lap	Time of Day	Lap Tm	S1	S2	S3	SFSpd
1	10:13:15.585					94.919
2	10:15:13.379	1:57.794	37.442	46.704	33.648	96.143
3	10:16:56.586	1:43.207	32.213	42.541	28.453	96.976
4	10:18:35.940	1:39.354	30.220	41.173	27.961	99.863
5	10:20:18.035	1:42.095	29.752	43.717	28.626	99.714
6	10:21:56.544	1:38.509	30.082	40.678	27.749	100.310
7	10:23:34.446	1:37.902	29.528	40.568	27.806	99.863
8	10:25:13.428	1:38.982	29.942	41.430	27.610	99.863
9	10:26:52.683	1:39.255	30.041	41.313	27.901	99.714
10	10:28:33.629	1:40.946	29.854	42.488	28.604	100.161

(115) Ian SMITH

1	10:13:19.293					103.084
2	10:15:09.853	1:50.560	34.378	46.775	29.407	113.166
3	10:16:51.420	1:41.567	31.197	42.530	27.840	113.742
4	10:18:31.973	1:40.553	30.552	42.205	27.796	112.976
5	10:20:12.464	1:40.491	31.471	42.093	26.927	114.323
6	10:21:51.526	1:39.062	30.114	41.747	27.201	114.714
7	10:23:29.441	1:37.915	29.864	40.912	27.139	115.305
8	10:25:07.990	1:38.549	29.632	41.405	27.512	114.518
9	10:26:49.940	1:41.950	30.014	41.767	30.169	105.349
10	10:28:32.875	1:42.935	31.844	42.814	28.277	104.529

(41) Phil PUGH

1	10:13:12.398					109.832
2	10:15:00.000	1:47.602	33.060	45.202	29.340	115.504
3	10:16:42.912	1:42.912	32.021	42.047	28.844	115.305
4	10:18:22.913	1:40.001	30.012	42.187	27.802	116.103
5	10:20:02.286	1:39.373	30.169	41.816	27.388	115.903
6	10:21:43.086	1:40.800	30.492	42.165	28.143	115.107
7	10:23:23.362	1:40.276	30.970	41.708	27.598	115.703
8	10:25:05.057	1:41.695	29.903	42.338	29.454	108.413
9	10:26:45.995	1:40.938	30.740	41.598	28.600	115.305
10	10:28:24.082	1:38.087	29.651	40.872	27.564	116.506

(15) Alan ELLIS

1	10:13:08.698					97.117
2	10:15:01.168	1:52.470	35.572	46.288	30.610	100.310
3	10:16:45.401	1:44.233	31.556	43.891	28.786	100.161
4	10:18:29.840	1:44.439	31.342	44.622	28.475	100.460
5	10:20:08.498	1:38.658	30.445	41.191	27.022	100.611
6	10:21:47.158	1:38.660	30.644	41.054	26.962	100.762
7	10:23:25.343	1:38.185	30.105	41.018	27.062	101.218
8	10:25:04.447	1:39.104	30.178	41.250	27.676	101.987
9	10:26:42.762	1:38.315	30.273	41.105	26.937	100.161
10	10:28:20.921	1:38.159	30.169	41.016	26.974	99.272

(310) Craig WALSH

1	10:13:06.595					95.595
2	10:14:55.204	1:48.609	33.697	45.538	29.374	97.824
3	10:16:35.713	1:40.509	30.586	41.413	28.510	98.254
4	10:18:17.328	1:41.615	30.536	42.108	28.971	98.254
5	10:19:58.311	1:40.983	30.555	41.720	28.708	98.254
6	10:21:39.642	1:41.331	30.668	42.020	28.643	97.399
7	10:23:21.497	1:41.855	30.746	42.262	28.847	97.682
8	10:25:03.960	1:42.463	31.019	42.660	28.784	96.419
9	10:26:46.112	1:42.152	31.527	41.669	28.956	97.257
10	10:28:27.480	1:41.368	30.456	41.882	29.030	97.967

(94) Andy APPLEBY

1	10:13:14.974					107.544
2	10:15:15.561	2:00.587	37.477	50.453	32.657	112.033
3	10:17:00.169	1:44.608	32.339	43.824	28.445	113.935
4	10:18:42.803	1:42.634	31.038	42.874	28.722	113.742
5	10:20:24.789	1:41.986	31.053	42.617	28.316	114.518
6	10:22:05.365	1:40.576	30.454	41.795	28.327	113.357

Lap	Time of Day	Lap Tm	S1	S2	S3	SFSpd
7	10:23:47.239	1:41.874	30.381	43.042	28.451	113.742
8	10:25:28.948	1:41.709	30.312	41.953	29.444	112.786
9	10:27:13.546	1:44.598	31.328	43.991	29.279	112.976
10	10:28:54.855	1:41.309	30.667	42.204	28.438	110.739

(55) Darren KAY

1	10:13:19.361					81.839
2	10:15:10.989	1:51.628	35.380	46.607	29.641	112.976
3	10:16:51.582	1:40.593	30.478	42.305	27.810	112.976
4	10:19:16.103	2:24.521	30.632	40.048	1:13.841	

(427) Richard HAMMOND

1	10:13:08.241					96.558
2	10:14:59.410	1:51.169	34.774	45.731	30.664	99.863
3	10:16:46.073	1:46.663	32.688	44.230	29.745	100.611
4	10:18:32.159	1:46.086	32.582	44.384	29.120	101.066
5	10:20:19.494	1:47.335	32.501	44.738	30.096	100.914
6	10:22:03.873	1:44.379	32.037	43.472	28.870	101.371
7	10:23:48.944	1:45.071	31.903	44.191	28.977	101.218
8	10:25:33.716	1:44.772	31.605	43.064	30.103	100.914
9	10:27:16.103	1:42.387	31.588	42.655	28.144	101.371
10	10:28:59.883	1:43.780	31.451	43.550	28.779	101.371

(7) Carl BELL

1	10:13:05.628					94.385
2	10:14:56.012	1:50.384	34.199	45.374	30.811	101.678
3	10:16:43.855	1:47.843	32.793	44.731	30.319	100.914
4	10:18:29.976	1:46.121	32.280	44.287	29.554	102.298
5	10:20:17.546	1:47.570	33.666	44.815	29.089	99.714
6	10:22:02.242	1:44.696	32.337	43.538	28.821	101.066
7	10:23:46.969	1:44.727	32.474	43.504	28.749	100.914
8	10:25:31.648	1:44.679	31.614	42.525	30.540	101.832
9	10:27:14.992	1:43.344	31.544	43.170	28.630	99.863
10	10:28:59.268	1:44.276	31.941	43.470	28.865	100.914

(5) Shane GODDEN

1	10:13:21.237					86.702
2	10:15:12.514	1:51.277	36.197	45.175	29.905	87.722
3	10:16:56.361	1:43.847	32.124	43.162	28.561	88.416
4	10:18:40.339	1:43.978	32.234	43.165	28.579	89.358
5	10:20:24.461	1:44.122	32.019	43.498	28.605	89.477
6	10:22:08.688	1:44.227	32.072	43.366	28.789	89.477
7	10:23:53.272	1:44.584	31.978	44.047	28.559	89.836
8	10:25:40.838	1:47.566	32.008	43.758	31.800	88.532

Clerk of the Course.

Sig : Time :
 Chief Timekeeper : Ian Sharp (SMART Timing)
 Results available at www.mylaps.com and www.smart-timing.co.uk

Orbits





www.nemcrc.co.uk

Grid Sheet

Bulletin No. _____

DDMC Battle of Britain Race Meeting

NEMCRC Solo Motorcycles

Croft 2.125 miles

Race 3 - Solo 2 - 1st Race

27/08/2016 13:55

Race (8 Laps) started at 13:54:04

POLE POSITION

1	1 19 David BELL 1:30.150	2 116 Karl JAKEMAN 1:30.176	3 51 David McCONNACHY 1:30.583
2	4 119 Andrew STOCKDALE 1:30.606	5 31 Brad VICARS 1:33.199	6 61 David CURTIS 1:33.203
3	7 20 Garry WHITFIELD 1:33.284	8 911 Kaine SHERIFF 1:34.057	9 134 Chris RICHARDSON 1:34.585
4	10 24 Paul NOBLE 1:34.716	11 117 Ross JACKMAN 1:35.094	12 62 Graham ASHBRIDGE 1:35.532
5	13 4 James REVELY 1:36.018	14 38 Steven TODD 1:36.619	15 69 Carlo BARBARO 1:37.902
6	16 115 Ian SMITH 1:37.915	17 41 Phil PUGH 1:38.087	18 15 Alan ELLIS 1:38.159
7	19 310 Craig WALSH 1:40.509	20 94 Andy APPLEBY 1:40.576	21 55 Darren KAY 1:40.593
8	22 427 Richard HAMMOND 1:42.387	23 7 Carl BELL 1:43.344	24 5 Shane GODDEN 1:43.847

Clerk of the Course.

Sig : Time :

Chief Timekeeper : Ian Sharp (SMART Timing)

Results available at www.mylaps.com and www.smart-timing.co.uk

Printed: 29/08/2016 18:21:31

Orbits





www.nemcrc.co.uk

Grid Sheet

Bulletin No. _____

DDMC Battle of Britain Race Meeting

NEMCRC Solo Motorcycles

Croft 2.125 miles

Race 8 - Solo 2 - 2nd Race

27/08/2016 16:25

Race (8 Laps) started at 16:06:36

POLE POSITION

1	1 19 David BELL 1:30.150	2 116 Karl JAKEMAN 1:30.176	3 51 David McCONNACHY 1:30.583
2	4 119 Andrew STOCKDALE 1:30.606	5 31 Brad VICARS 1:33.199	6 61 David CURTIS 1:33.203
3	7 20 Garry WHITFIELD 1:33.284	8 911 Kaine SHERIFF 1:34.057	9 134 Chris RICHARDSON 1:34.585
4	10 24 Paul NOBLE 1:34.716	11 117 Ross JACKMAN 1:35.094	12 62 Graham ASHBRIDGE 1:35.532
5	13 4 James REVELY 1:36.018	14 38 Steven TODD 1:36.619	15 69 Carlo BARBARO 1:37.902
6	16 115 Ian SMITH 1:37.915	17 41 Phil PUGH 1:38.087	18 15 Alan ELLIS 1:38.159
7	19 310 Craig WALSH 1:40.509	20 94 Andy APPLEBY 1:40.576	21 55 Darren KAY 1:40.593
8	22 427 Richard HAMMOND 1:42.387	23 7 Carl BELL 1:43.344	24 5 Shane GODDEN 1:43.847
9	25 54 Cameron ROBB		

Clerk of the Course.

Sig : Time :

Chief Timekeeper : Ian Sharp (SMART Timing)

Results available at www.mylaps.com and www.smart-timing.co.uk

Printed: 29/08/2016 18:22:05

Orbits





www.nemcrc.co.uk

Grid Sheet

Bulletin No. _____

DDMC Battle of Britain Race Meeting

NEMCRC Solo Motorcycles

Croft 2.125 miles

Race 15 - Solo 2 - 3rd Race

28/08/2016 15:25

Race (8 Laps) started at 15:38:35

POLE POSITION

1	1 19 David BELL 1:30.150	2 116 Karl JAKEMAN 1:30.176	3 51 David McCONNACHY 1:30.583
2	4 119 Andrew STOCKDALE 1:30.606	5 31 Brad VICARS 1:33.199	6 61 David CURTIS 1:33.203
3	7 20 Garry WHITFIELD 1:33.284	8 911 Kaine SHERIFF 1:34.057	9 134 Chris RICHARDSON 1:34.585
4	10 24 Paul NOBLE 1:34.716	11 117 Ross JACKMAN 1:35.094	12 62 Graham ASHBRIDGE 1:35.532
5	13 4 James REVELY 1:36.018	14 38 Steven TODD 1:36.619	15 69 Carlo BARBARO 1:37.902
6	16 115 Ian SMITH 1:37.915	17 41 Phil PUGH 1:38.087	18 15 Alan ELLIS 1:38.159
7	19 310 Craig WALSH 1:40.509	20 94 Andy APPLEBY 1:40.576	21 55 Darren KAY 1:40.593
8	22 427 Richard HAMMOND 1:42.387	23 7 Carl BELL 1:43.344	24 5 Shane GODDEN 1:43.847
9	25 16 Graeme BANFIELD	26 54 Cameron ROBB	

Clerk of the Course.

Sig : Time :

Chief Timekeeper : Ian Sharp (SMART Timing)

Results available at www.mylaps.com and www.smart-timing.co.uk

Printed: 29/08/2016 18:22:23

Orbits





www.nemcrc.co.uk

Grid Sheet

Bulletin No. _____

DDMC Battle of Britain Race Meeting

NEMCRC Solo Motorcycles

Croft 2.125 miles

Race 20 - Solo 2 - 4th Race

28/08/2016 17:40

Race (8 Laps) started at 17:45:49

POLE POSITION

1	1 116 Karl JAKEMAN 1:30.176	2 51 David McCONNACHY 1:30.583	3 119 Andrew STOCKDALE 1:30.606
2	4 31 Brad VICARS 1:33.199	5 61 David CURTIS 1:33.203	6 20 Garry WHITFIELD 1:33.284
3	7 911 Kaine SHERIFF 1:34.057	8 134 Chris RICHARDSON 1:34.585	9 24 Paul NOBLE 1:34.716
4	10 117 Ross JACKMAN 1:35.094	11 62 Graham ASHBRIDGE 1:35.532	12 4 James REVELY 1:36.018
5	13 38 Steven TODD 1:36.619	14 69 Carlo BARBARO 1:37.902	15 115 Ian SMITH 1:37.915
6	16 41 Phil PUGH 1:38.087	17 15 Alan ELLIS 1:38.159	18 310 Craig WALSH 1:40.509
7	19 94 Andy APPLEBY 1:40.576	20 55 Darren KAY 1:40.593	21 427 Richard HAMMOND 1:42.387
8	22 7 Carl BELL 1:43.344	23 5 Shane GODDEN 1:43.847	24 54 Cameron ROBB
9	25 19 David BELL	26 16 Graeme BANFIELD	

Clerk of the Course.

Sig : Time :

Chief Timekeeper : Ian Sharp (SMART Timing)

Results available at www.mylaps.com and www.smart-timing.co.uk

Printed: 29/08/2016 18:22:38

Orbits





www.nemcrc.co.uk

Qualifying Results

Bulletin No. _____

DDMC Battle of Britain Race Meeting

Sorted on best lap time


NEMCRC Sidecars

Croft 2.125 miles

Qualifying 4

27/08/2016 10:45

Practice (15:00 Time) started at 10:39:03



Pos	No.	Name	Make/Model	CC	Class	Laps	Best Tm	Diff	Best Speed	Avg. Speed
1	17	L CRAWFORD / P FARRANCE	LCR Suzuki	600	SC	11	1:30.024		84.977	90.411
2	99	S RAMSDEN / M RAMSDEN	LCR Honda	600	SC	9	1:30.112	0.088	84.894	74.028
3	72	P FOUNDS / J WALMSLEY	LCR Suzuki	600	SC	10	1:30.466	0.442	84.562	78.868
4	95	L BLACKSTOCK / P ROSNEY	LCR Suzuki	600	SC	8	1:31.863	1.839	83.276	67.015
5	5	G SHAND / P HYDE	Shand F2	600	SC	7	1:32.009	1.985	83.144	89.811
6	8	D WALLIS / T BELSAY	LCR Suzuki	600	SC	6	1:32.104	2.080	83.058	62.026
7	16	G GIBSON / D GIBSON	Sherbourne Suzuki	600	SC	11	1:33.031	3.007	82.231	88.117
8	69	G LAMBERT / J CANIPA	GLR Honda	600	SC	9	1:33.590	3.566	81.740	77.049
9	37	C MORPHET / P HALLIBURTON	LCR Suzuki	600	SC	8	1:35.663	5.639	79.968	64.073
10	111	D NICHOLLS / B AVISON	LCR Suzuki	600	SC	10	1:36.186	6.162	79.533	80.637
11	41	P RILEY / S PARKER	MRE	600	SC	7	1:36.493	6.469	79.280	62.255
12	15	K MORGAN / S MORGAN	LCR F2 R6 Yamaha	600	SC	2	1:40.658	10.634	76.000	62.055

Clerk of the Course.

Orbits

Sig : Time :
 Chief Timekeeper : Ian Sharp (SMART Timing)
 Results available at www.mylaps.com and www.smart-timing.co.uk



Printed: 29/08/2016 18:09:06



www.nemcrc.co.uk

Grid Sheet

Bulletin No. _____

DDMC Battle of Britain Race Meeting

NEMCRC Sidecars

Croft 2.125 miles

Race 6 - 1st Race

27/08/2016 15:25

Race (12 Laps) started at 15:18:33

POLE POSITION

1	1 17 L CRAWFORD / P FARRANCE 1:30.024
2	3 72 P FOUNDS / J WALMSLEY 1:30.466
3	5 5 G SHAND / P HYDE 1:32.009
4	7 16 G GIBSON / D GIBSON 1:33.031
5	9 37 C MORPHET / P HALLIBURTON 1:35.663
6	11 41 P RILEY / S PARKER 1:36.493

2	99 S RAMSDEN / M RAMSDEN 1:30.112
4	95 L BLACKSTOCK / P ROSNEY 1:31.863
6	8 D WALLIS / T BELSAY 1:32.104
8	69 G LAMBERT / J CANIPA 1:33.590
10	111 D NICHOLLS / B AVISON 1:36.186
12	15 K MORGAN / S MORGAN 1:40.658

Clerk of the Course.

Sig : Time :

Chief Timekeeper : Ian Sharp (SMART Timing)

Results available at www.mylaps.com and www.smart-timing.co.uk

Printed: 29/08/2016 18:09:47

Orbits





www.nemcrc.co.uk

Grid Sheet

Bulletin No. _____

DDMC Battle of Britain Race Meeting


NEMCRC Sidecars

Croft 2.125 miles

Race 16 - 2nd Race

28/08/2016 15:55

Race (12 Laps) started at 15:58:37



POLE POSITION

1	1 17 L CRAWFORD / P FARRANCE 1:30.024
2	3 72 P FOUNDS / J WALMSLEY 1:30.466
3	5 5 G SHAND / P HYDE 1:32.009
4	7 16 G GIBSON / D GIBSON 1:33.031
5	9 37 C MORPHET / P HALLIBURTON 1:35.663
6	11 41 P RILEY / S PARKER 1:36.493

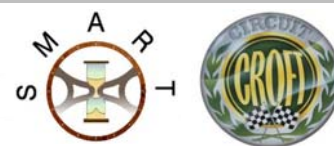
2	99 S RAMSDEN / M RAMSDEN 1:30.112
4	95 L BLACKSTOCK / P ROSNEY 1:31.863
6	8 D WALLIS / G STANTON 1:32.104
8	69 G LAMBERT / J CANIPA 1:33.590
10	111 D NICHOLLS / B AVISON 1:36.186
12	15 K MORGAN / S MORGAN 1:40.658

Clerk of the Course.

Sig : Time :
Chief Timekeeper : Ian Sharp (SMART Timing)
Results available at www.mylaps.com and www.smart-timing.co.uk

Printed: 29/08/2016 18:13:44

Orbits





Qualifying Results

Bulletin No. _____

DDMC Battle of Britain Race Meeting

Sorted on best lap time

Northern Saloons & Sportscars (Classes A & E)

Croft 2.125 miles

Qualifying 5

27/08/2016 11:10

Practice (15:00 Time) started at 11:04:36

Pos	No.	Name	Make/Model	CC	Class	Laps	Best Tm	Diff	Best Speed	2nd Best
1	76	Colin SIMPSON	Marcos Mantis	4600	A1	6	1:27.964		86.967	1:30.338
2	18	Andy ROBINSON	Ford Falcon	7000	A1	7	1:29.113	1.149	85.846	1:30.536
3	80	Finlay CROCKER	Honda Civic TCR	2000	B1	9	1:29.335	1.371	85.633	1:30.334
4	79	Paul BRYDON	BMW M3	3200T	A1	9	1:29.433	1.469	85.539	1:30.049
5	44	Mike CUTT	BMW M3	3200	A1	10	1:29.866	1.902	85.127	1:30.286
6	74	Barry SMITH	Caterham 7	2300	E1	10	1:29.874	1.910	85.119	1:30.382
7	97	Andy WILSON	Holden Monaro	7200	A1	9	1:30.008	2.044	84.992	1:31.051
8	54	Andrew MORRISON	Seat Leon Cup	1984	A1	10	1:30.403	2.439	84.621	1:30.416
9	47	Matthew KIRKBY	Caterham C400	2000	E1	8	1:31.619	3.655	83.498	1:32.008
10	52	Jack HARPER	Triumph Spitfire	1997	A2	7	1:32.726	4.762	82.501	1:33.246
11	22	Simon MAYNE	AB Performance Arion S2	999	E2	9	1:33.361	5.397	81.940	1:33.982
12	99	David BREWIS	Suzuki SC100	1475	A2	10	1:33.557	5.593	81.768	1:34.141
13	77	Mark LEYBOURNE	Westfield FW	999	E2	9	1:33.893	5.929	81.476	1:33.938
14	91	Stuart CARR	Caterham CSR	2300	E1	9	1:34.391	6.427	81.046	1:35.187
15	12	Scott HUBEL	Peugeot 205 T16	2000	A2	9	1:35.160	7.196	80.391	1:35.437
16	20	Alistair HARBOTTLE	Chevrolet Corvette	6300	A1	9	1:35.652	7.688	79.977	1:37.131
17	7	Alan McPHERSON	Peugeot 206	1998	A2	9	1:37.205	9.241	78.700	1:37.509
18	69	Thomson McINTYRE	Subaru Impreza	2000	B1	8	1:37.314	9.350	78.612	1:37.575
19	5	Neil FINNIGHAN	Caterham R400	1999	A2	9	1:37.322	9.358	78.605	1:37.814
20	89	William ROBSON	Ford Focus RS	2500	B1	7	1:39.828	11.864	76.632	1:39.957
21	28	Scott TOLLAN	Escort Cosworth	2000	A1	7	1:40.313	12.349	76.261	1:41.887
22	63	Graham ROBERTSON	BMW E46 M3	3200	A2	8	1:40.853	12.889	75.853	1:41.045
23	23	Brian MELDRUM	Seat Leon Sport	2000	B1	9	1:43.389	15.425	73.992	1:43.836
24	82	Doug WEAL	Lotus Elan	1000	A2	8	1:44.483	16.519	73.218	1:44.728
25	64	Stephen BESSANT	Locost	1300	E1	3	2:04.265	36.301	61.562	2:14.905
26	144	Alistair McMILLAN	Ultima GTR	3000	A1	2			-	

Clerk of the Course.

Orbits

Sig : Time :
 Chief Timekeeper : Ian Sharp (SMART Timing)
 Results available at www.mylaps.com and www.smart-timing.co.uk





Grid Sheet

Bulletin No. _____

DDMC Battle of Britain Race Meeting

Northern Saloons & Sportscars (Classes A & E)

Croft 2.125 miles

Race 4 - 1st Race

27/08/2016 14:25

Race (15:00 and 1 Laps) started at 14:19:34

POLE POSITION

2
18 Andy ROBINSON
1:29.113

4
79 Paul BRYDON
1:29.433

6
74 Barry SMITH
1:29.874

8
54 Andrew MORRISON
1:30.403

10
52 Jack HARPER
1:32.726

12
99 David BREWIS
1:33.557

14
91 Stuart CARR
1:34.391

16
20 Alistair HARBOTTLE
1:35.652

18
69 Thomson McINTYRE
1:37.314

20
89 William ROBSON
1:39.828

1
76 Colin SIMPSON
1:27.964

3
80 Finlay CROCKER
1:29.335

5
44 Mike CUTT
1:29.866

7
97 Andy WILSON
1:30.008

9
47 Matthew KIRKBY
1:31.619

11
22 Simon MAYNE
1:33.361

13
77 Mark LEYBOURNE
1:33.893

15
12 Scott HUBEL
1:35.160

17
7 Alan McPHERSON
1:37.205

19
5 Neil FINNIGHAN
1:37.322

1

2

3

4

5

6

7

8

9

10

Clerk of the Course.

Sig : Time :

Chief Timekeeper : Ian Sharp (SMART Timing)

Results available at www.mylaps.com and www.smart-timing.co.uk

Printed: 29/08/2016 18:29:28

Orbits





Grid Sheet

Bulletin No. _____

DDMC Battle of Britain Race Meeting


Northern Saloons & Sportscars (Classes A & E)

Croft 2.125 miles

Race 4 - 1st Race

27/08/2016 14:25

Race (15:00 and 1 Laps) started at 14:19:34



22
63 Graham ROBERTSON
1:40.853

21
28 Scott TOLLAN
1:40.313

11

24
82 Doug WEAL
1:44.483

23
23 Brian MELDRUM
1:43.389

12

26
144 Alistair McMILLAN

25
64 Stephen BESSANT
2:04.265

13

Clerk of the Course.

Sig : Time :

Chief Timekeeper : Ian Sharp (SMART Timing)

Results available at www.mylaps.com and www.smart-timing.co.uk

Printed: 29/08/2016 18:29:28

Orbits





Grid Sheet

Bulletin No. _____

DDMC Battle of Britain Race Meeting

Northern Saloons & Sportscars (Classes A & E)

Croft 2.125 miles

Race 10 - 2nd Race

28/08/2016 13:05

Race (15:00 and 1 Laps) started at 13:04:57

POLE POSITION

2

44 Mike CUTT
1:30.286

4

76 Colin SIMPSON
1:30.338

6

54 Andrew MORRISON
1:30.416

8

97 Andy WILSON
1:31.051

10

52 Jack HARPER
1:33.246

12

22 Simon MAYNE
1:33.982

14

91 Stuart CARR
1:35.187

16

20 Alistair HARBOTTLE
1:37.131

18

69 Thomson McINTYRE
1:37.575

20

189 William ROBSON
1:39.957

1

79 Paul BRYDON
1:30.049

3

80 Finlay CROCKER
1:30.334

5

74 Barry SMITH
1:30.382

7

18 Andy ROBINSON
1:30.536

9

47 Matthew KIRKBY
1:32.008

11

77 Mark LEYBOURNE
1:33.938

13

99 David BREWIS
1:34.141

15

12 Scott HUBEL
1:35.437

17

7 Alan McPHERSON
1:37.509

19

5 Neil FINNIGHAN
1:37.814

1
2
3
4
5
6
7
8
9
10

Clerk of the Course.

Sig : Time :

Chief Timekeeper : Ian Sharp (SMART Timing)

Results available at www.mylaps.com and www.smart-timing.co.uk

Printed: 29/08/2016 18:29:51

Orbits





Grid Sheet

Bulletin No. _____

DDMC Battle of Britain Race Meeting


Northern Saloons & Sportscars (Classes A & E)

Croft 2.125 miles

Race 10 - 2nd Race

28/08/2016 13:05

Race (15:00 and 1 Laps) started at 13:04:57



22
28 Scott TOLLAN
1:41.887

21
63 Graham ROBERTSON
1:41.045

11

24
82 Doug WEAL
1:44.728

23
23 Brian MELDRUM
1:43.836

12

26
144 Alistair McMILLAN

25

13

27
64 Stephen BESSANT

14

Clerk of the Course.

Sig : Time :

Chief Timekeeper : Ian Sharp (SMART Timing)

Results available at www.mylaps.com and www.smart-timing.co.uk

Printed: 29/08/2016 18:29:51

Orbits





Qualifying Results

Bulletin No. _____

DDMC Battle of Britain Race Meeting

Sorted on best lap time

Northern Saloons & Sportscars (Classes B, C, D & H)

Croft 2.125 miles

Qualifying 6

27/08/2016 11:35

Practice (11:00 Time) started at 11:30:18

Pos	No.	Name	Make/Model	CC	Class	Laps	Best Tm	Diff	Best Speed	2nd Best
1	1	Kirk ARMITAGE	BMW M3	3200	B1	6	1:33.341		81.958	1:33.572
2	15	David COX	Peugeot 205 GTi	2000	C	6	1:37.100	3.759	78.785	1:37.993
3	88	Martin WHITEHOUSE	BMW 328	2800	B2	6	1:38.019	4.678	78.046	1:38.310
4	83	Lee UNDERWOOD	Honda Civic	1998	C	5	1:38.637	5.296	77.557	1:39.010
5	36	Clinton EWEN	Austin Mini Cooper S	1400	H	6	1:38.882	5.541	77.365	1:39.904
6	8	Dave BOTTERILL	Porsche 944	3000	B1	6	1:39.039	5.698	77.242	1:39.476
7	89	Stephen KELL	Ford Sierra XR4x4	1993T	B1	6	1:39.069	5.728	77.219	1:39.155
8	156	Alan THOMPSON	BMW 328	2800	B2	6	1:39.131	5.790	77.171	1:39.602
9	332	Ken LARK	VW Corrado	2980	B1	6	1:39.141	5.800	77.163	1:40.835
10	3	Martin LOFTHOUSE	Triumph TR7	5200	H	2	1:41.027	7.686	75.722	
11	85	Clive COOKSEY	Ford Fiesta	1600	D	6	1:41.405	8.064	75.440	1:41.666
12	71	Sean FOLEY	BMW	2800	B2	5	1:41.580	8.239	75.310	1:42.164
13	92	Andy WILSON	Ford Escort RS	2000	H	5	1:41.957	8.616	75.032	1:42.499
14	31	Gary BOWERS	BMW E46	2500	B2	5	1:42.073	8.732	74.946	1:46.037
15	30	Paul LIGHTBURN	BMW E36	2800	B2	6	1:42.278	8.937	74.796	1:42.929
16	46	Ian HUMPIHSH	Ford Focus	2300	B2	6	1:42.497	9.156	74.636	1:42.499
17	33	Simon BAKER	Ford Fiesta	1600	D	5	1:42.553	9.212	74.596	1:42.811
18	62	David HEWITSON	Toyota Supra	2996	B1	5	1:42.704	9.363	74.486	1:44.594
19	373	Nick SANDERSON	Seat Leon	1800	C	5	1:43.312	9.971	74.048	1:43.583
20	14	Louise CLAXTON	Peugeot Rally 106	1600	D	5	1:47.419	14.078	71.216	1:47.977
21	98	Steve LLOYD	Mazda MX5	1800T	B1	3	1:51.415	18.074	68.662	1:52.540
22	68	Stephen CRAGGS	Ford Fiesta	2000	C	1			-	

Announcements

Car No's 36 & 92 - No working transponders - Please fix before racing.

Clerk of the Course.

Sig : Time :
Chief Timekeeper : Ian Sharp (SMART Timing)
Results available at www.mylaps.com and www.smart-timing.co.uk

Printed: 29/08/2016 18:34:41

Orbits





Lap Times

Bulletin No. _____

DDMC Battle of Britain Race Meeting

Northern Saloons & Sportscars (Classes B, C, D & H)

Croft 2.125 miles

Qualifying 6

27/08/2016 11:35

Practice (11:00 Time) started at 11:30:18

Lap	Time of Day	Lap Tm	S1	S2	S3	SFSpd
4	11:49:18.708	1:44.594	31.178	44.654	28.762	89.002
5	11:51:01.412	1:42.704	31.583	41.865	29.256	89.836

(373) Nick SANDERSON

Lap	Time of Day	Lap Tm	S1	S2	S3	SFSpd
1	11:32:26.198			50.482	31.646	88.884
2	11:34:12.493	1:46.295	33.044	44.473	28.778	87.722
3	11:47:53.970	13:41.477	33.055	46.138	28.843	85.054
4	11:49:37.282	1:43.312	32.270	42.417	28.625	86.814
5	11:51:20.865	1:43.583	31.535	42.972	29.076	88.068

(14) Louise CLAXTON

Lap	Time of Day	Lap Tm	S1	S2	S3	SFSpd
1	11:32:35.407			50.766	32.699	81.343
2	11:34:27.223	1:51.816	34.327	45.011	32.478	81.739
3	11:47:45.596	13:18.373	33.880	43.926	31.318	83.157
4	11:49:33.573	1:47.977	33.170	43.963	30.844	81.839
5	11:51:20.992	1:47.419	32.817	44.576	30.026	82.543

(98) Steve LLOYD

Lap	Time of Day	Lap Tm	S1	S2	S3	SFSpd
1	11:32:09.143			47.978	30.676	74.399
2	11:34:00.558	1:51.415	35.418	45.242	30.755	73.502
3	11:35:53.098	1:52.540	35.001	47.145	30.394	70.789

(68) Stephen CRAGGS

Lap	Time of Day	Lap Tm	S1	S2	S3	SFSpd
1	11:32:06.989			49.371	29.220	79.795

Clerk of the Course.

Sig : Time :
 Chief Timekeeper : Ian Sharp (SMART Timing)
 Results available at www.mylaps.com and www.smart-timing.co.uk

Printed: 29/08/2016 18:35:01

Orbits





DDMC Battle of Britain Race Meeting

Northern Saloons & Sportscars (Classes B, C, D & H)

Croft 2.125 miles

Race 5 - 1st Race

27/08/2016 14:55

Race (15:00 and 1 Laps) started at 14:48:35

POLE POSITION

2

15 David COX
1:37.100

4

83 Lee UNDERWOOD
1:38.637

6

8 Dave BOTTERILL
1:39.039

8

156 Alan THOMPSON
1:39.131

10

3 Martin LOFTHOUSE
1:41.027

12

71 Sean FOLEY
1:41.580

14

31 Gary BOWERS
1:42.073

16

46 Ian HUMPISH
1:42.497

18

62 David HEWITSON
1:42.704

20

14 Louise CLAXTON
1:47.419

1

1 Kirk ARMITAGE
1:33.341

3

88 Martin WHITEHOUSE
1:38.019

5

36 Clinton EWEN
1:38.882

7

89 Stephen KELL
1:39.069

9

332 Ken LARK
1:39.141

11

85 Clive COOKSEY
1:41.405

13

92 Andy WILSON
1:41.957

15

30 Paul LIGHTBURN
1:42.278

17

33 Simon BAKER
1:42.553

19

373 Nick SANDERSON
1:43.312

1
2
3
4
5
6
7
8
9
10

Clerk of the Course.

Sig : Time :

Chief Timekeeper : Ian Sharp (SMART Timing)

Results available at www.mylaps.com and www.smart-timing.co.uk

Printed: 29/08/2016 18:35:17

Orbits





Grid Sheet

Bulletin No. _____

DDMC Battle of Britain Race Meeting



Northern Saloons & Sportscars (Classes B, C, D & H)

Croft 2.125 miles

Race 5 - 1st Race

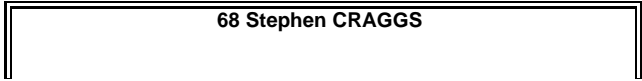
27/08/2016 14:55

Race (15:00 and 1 Laps) started at 14:48:35



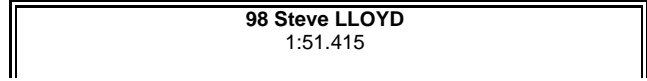
22

68 Stephen CRAGGS



21

98 Steve LLOYD
1:51.415



11

Clerk of the Course.

Sig : Time :

Chief Timekeeper : Ian Sharp (SMART Timing)

Results available at www.mylaps.com and www.smart-timing.co.uk

Orbits





DDMC Battle of Britain Race Meeting

Northern Saloons & Sportscars (Classes B, C, D & H)

Croft 2.125 miles

Race 11 - 2nd Race

28/08/2016 13:35

Race (15:00 and 1 Laps) started at 13:34:08

POLE POSITION

2

15 David COX
1:37.993

4

83 Lee UNDERWOOD
1:39.010

6

8 Dave BOTTERILL
1:39.476

8

36 Clinton EWEN
1:39.904

10

85 Clive COOKSEY
1:41.666

12

92 Andy WILSON
1:42.499

14

33 Simon BAKER
1:42.811

16

373 Nick SANDERSON
1:43.583

18

31 Gary BOWERS
1:46.037

20

98 Steve LLOYD
1:52.540

1

1 Kirk ARMITAGE
1:33.572

3

88 Martin WHITEHOUSE
1:38.310

5

89 Stephen KELL
1:39.155

7

156 Alan THOMPSON
1:39.602

9

332 Ken LARK
1:40.835

11

71 Sean FOLEY
1:42.164

13

46 Ian HUMPISH
1:42.499

15

30 Paul LIGHTBURN
1:42.929

17

62 David HEWITSON
1:44.594

19

14 Louise CLAXTON
1:47.977

1

2

3

4

5

6

7

8

9

10

Clerk of the Course.

Sig : Time :

Chief Timekeeper : Ian Sharp (SMART Timing)

Results available at www.mylaps.com and www.smart-timing.co.uk

Orbits





Grid Sheet

Bulletin No. _____

DDMC Battle of Britain Race Meeting

Northern Saloons & Sportscars (Classes B, C, D & H)

Croft 2.125 miles

Race 11 - 2nd Race

28/08/2016 13:35

Race (15:00 and 1 Laps) started at 13:34:08



22

68 Stephen CRAGGS

21

3 Martin LOFTHOUSE

11

Clerk of the Course.

Sig : Time :

Chief Timekeeper : Ian Sharp (SMART Timing)

Results available at www.mylaps.com and www.smart-timing.co.uk

Printed: 29/08/2016 18:35:34

Orbits





DDMC Battle of Britain Race Meeting

Sorted on Laps

Sylatech Porsche Club with Pirelli

Croft 2.125 miles

Race 1 - 1st Race

27/08/2016 12:00

Race (25:00 Time) started at 12:02:30

Pos	No.	Name	Make/Model	CC	Class	Laps	Total Tm	Diff	Best Tm	In Lap	2nd Best
1	1	Peter MORRIS	Porsche 996	3400	1	16	26:25.765		1:31.771	3	1:31.901
2	14	Mark McALEER	Porsche 996	3400	1	16	26:25.980	0.215	1:31.709	3	1:31.789
3	6	Kevin HARRISON	Porsche 996	3400	1	16	26:31.500	5.735	1:31.934	1	1:32.368
4	9	Chris DYER	Porsche Cayman S	3400	1	16	26:31.753	5.988	1:31.827	3	1:31.923
5	10	Richard ELLIS	Porsche 996	3400	1	16	26:32.173	6.408	1:32.162	7	1:32.292
6	7	Michael PRICE	Porsche 996	3400	1	16	26:48.138	22.373	1:32.343	2	1:32.883
7	4	Andy TOON	Porsche Boxter S	3200	2	16	27:07.617	41.852	1:33.727	2	1:33.931
8	8	David BOTTERILL	Porsche 964 C2	3600	2	16	27:08.307	42.542	1:34.151	4	1:34.359
9	43	Steve CHEETHAM	Porsche Boxster S	3200	2	16	27:32.312	1:06.547	1:35.114	6	1:35.214
10	24	Hugo HOMES	Porsche Boxter S	3200	2	16	27:58.981	1:33.216	1:36.731	11	1:37.056
11	45	Paul SEAGRAVE	Porsche Boxter S	3198	2	16	27:59.403	1:33.638	1:36.559	11	1:36.887
12	47	Mike JOHNSON	Porsche 996	3400	1	15	26:59.268	1 Lap	1:32.015	8	1:32.434
13	35	Talan SKEELS-PIGGINS	Porsche Boxter S	3200	2	15	27:20.221	1 Lap	1:40.387	3	1:40.802
14	44	Jake McALEER	Porsche Boxter S	3200	2	14	26:43.048	2 Laps	1:33.967	6	1:33.987

Not classified

DNF	3	Ross MORRIS	Porsche 968	3000	2	4	8:19.222	DNF	1:35.337	2	1:36.053
DNF	5	Nathalie McGLOIN	Porsche Cayman S	3400	1	2	14:22.495	DNF	1:38.464	1	10:55.377

Margin of Victory	Avg. Speed	Best Lap Tm	Best Speed	Best Lap by
0.215	77.187	1:31.709	83.416	14 - Mark McALEER

Clerk of the Course.

Orbits

Sig : Time :
Chief Timekeeper : Ian Sharp (SMART Timing)

Results available at www.mylaps.com and www.smart-timing.co.uk

Printed: 29/08/2016 18:42:31





DDMC Battle of Britain Race Meeting

Sylatech Porsche Club with Pirelli

Croft 2.125 miles

Race 1 - 1st Race

27/08/2016 12:00

Race (25:00 Time) started at 12:02:30

Table with 7 columns: Lap, Time of Day, Lap Tm, S1, S2, S3, SFSpd. Driver: (1) Peter MORRIS. Lap 1-16 data.

Table with 7 columns: Lap, Time of Day, Lap Tm, S1, S2, S3, SFSpd. Driver: (14) Mark McALEER. Lap 1-16 data.

Table with 7 columns: Lap, Time of Day, Lap Tm, S1, S2, S3, SFSpd. Driver: (6) Kevin HARRISON. Lap 1-16 data.

Table with 7 columns: Lap, Time of Day, Lap Tm, S1, S2, S3, SFSpd. Driver: (9) Chris DYER. Lap 1-16 data.

Table with 7 columns: Lap, Time of Day, Lap Tm, S1, S2, S3, SFSpd. Driver: (10) Richard ELLIS. Lap 11-16 data.

Table with 7 columns: Lap, Time of Day, Lap Tm, S1, S2, S3, SFSpd. Driver: (7) Michael PRICE. Lap 1-16 data.

Table with 7 columns: Lap, Time of Day, Lap Tm, S1, S2, S3, SFSpd. Driver: (4) Andy TOON. Lap 1-16 data.

Table with 7 columns: Lap, Time of Day, Lap Tm, S1, S2, S3, SFSpd. Driver: (8) David BOTTERILL. Lap 1-16 data.

Clerk of the Course.

Sig : Time : Chief Timekeeper : Ian Sharp (SMART Timing) Results available at www.mylaps.com and www.smart-timing.co.uk

Orbits





DDMC Battle of Britain Race Meeting

Sylatech Porsche Club with Pirelli

Croft 2.125 miles

Race 1 - 1st Race

27/08/2016 12:00

Race (25:00 Time) started at 12:02:30




Table with 7 columns: Lap, Time of Day, Lap Tm, S1, S2, S3, SFSpd. Rows 5-16.

(43) Steve CHEETHAM

Table with 7 columns: Lap, Time of Day, Lap Tm, S1, S2, S3, SFSpd. Rows 1-16.

(24) Hugo HOMES

Table with 7 columns: Lap, Time of Day, Lap Tm, S1, S2, S3, SFSpd. Rows 1-16.

(45) Paul SEAGRAVE

Table with 7 columns: Lap, Time of Day, Lap Tm, S1, S2, S3, SFSpd. Rows 1-16.

Table with 7 columns: Lap, Time of Day, Lap Tm, S1, S2, S3, SFSpd. Rows (47) Mike JOHNSON 1-15.

(35) Talan SKEELS-PIGGINS

Table with 7 columns: Lap, Time of Day, Lap Tm, S1, S2, S3, SFSpd. Rows 1-15.

(44) Jake McALEER

Table with 7 columns: Lap, Time of Day, Lap Tm, S1, S2, S3, SFSpd. Rows 1-14.

(3) Ross MORRIS

Table with 7 columns: Lap, Time of Day, Lap Tm, S1, S2, S3, SFSpd. Rows 1-4.

(5) Nathalie McGLOIN

Table with 7 columns: Lap, Time of Day, Lap Tm, S1, S2, S3, SFSpd. Rows 1-2.

Clerk of the Course.

Sig : Time : Chief Timekeeper : Ian Sharp (SMART Timing)

Results available at www.mylaps.com and www.smart-timing.co.uk

Printed: 29/08/2016 18:43:29

Orbits





DDMC Battle of Britain Race Meeting

Lapchart


Sylatech Porsche Club with Pirelli

Croft 2.125 miles

Race 1 - 1st Race

27/08/2016 12:00

Race (25:00 Time) started at 12:02:30



Competitors	Laps																
	0	1	2	3	4	5	6	7	8	9	10	11	12	13	14	15	16
Peter MORRIS (1)	1	1	1	1	1	1	1	1	1	1	1	1	1	1	1	1	1
Mark McALEER (14)	2	14	14	14	14	14	14	14	14	14	14	14	14	14	14	14	14
Kevin HARRISON (6)	3	6	6	6	6	6	6	6	6	6	6	6	6	6	6	6	6
Chris DYER (9)	4	9	9	9	9	9	9	9	9	9	9	9	9	9	9	9	9
Richard ELLIS (10)	5	10	10	10	10	10	10	10	10	10	10	10	10	10	10	10	10
Michael PRICE (7)	6	7	7	7	7	7	7	7	7	7	7	7	7	7	7	7	7
Andy TOON (4)	7	4	4	4	4	4	4	4	4	4	4	4	4	4	4	4	4
Jake McALEER (44)	8	44	44	44	44	44	44	44	8	8	8	8	8	8	8	8	8
David BOTTERILL (8)	9	8	8	8	8	8	8	8	43	43	43	43	43	43	43	43	43
Nathalie McGLOIN (5)	10	5	3	3	3	43	43	43	43	44	45	24	24	24	24	24	24
Ross MORRIS (3)	11	3	43	43	43	3	24	24	45	45	24	45	45	45	45	45	45
Hugo HOMES (24)	12	24	5	24	24	45	45	45	24	24	44	35	35	35	47	47	47
Steve CHEETHAM (43)	13	43	24	45	45	24	35	35	35	35	35	47	47	47	35	35	35
Paul SEAGRAVE (45)	14	45	45	35	35	35	47	47	47	47	47	44	44	44	44	44	44
Talan SKEELS-PIGGINS (35)	15	35	35	47	47	47	47	47	47	47	44	44	44	44	44	44	44
Mike JOHNSON (47)	16	47	47	5	5	5	5	5	5	5	5	5	5	5	5	5	5

Margin of Victory	Avg. Speed	Best Lap Tm	Best Speed	Best Lap by
0.215	77.187	1:31.709	83.416	14 - Mark McALEER

Clerk of the Course. Orbits

Sig : Time :
 Chief Timekeeper : Ian Sharp (SMART Timing)
 Results available at www.mylaps.com and www.smart-timing.co.uk





Qualifying Results

Bulletin No. _____

DDMC Battle of Britain Race Meeting

Sorted on best lap time

Mobility Buggy

Croft 2.125 miles

Qualifying

27/08/2016 12:35

Practice started at 12:33:37

Pos	No.	Name	Make/Model	CC	Class	Laps	Best Tm	Diff	Best Speed	2nd Best
1	47	Noel WILSON	Mobility Scooter	240V		1	13:15.909		9.612	

Clerk of the Course.

Orbits

Sig : Time :

Chief Timekeeper : Ian Sharp (SMART Timing)

Results available at www.mylaps.com and www.smart-timing.co.uk



Printed: 29/08/2016 17:58:08



Lap Times

Bulletin No. _____

DDMC Battle of Britain Race Meeting

Mobility Buggy Croft 2.125 miles

Qualifying 27/08/2016 12:35

Practice started at 12:33:37

Lap	Time of Day	Lap Tm	S1	S2	S3	SFSpd	Lap	Time of Day	Lap Tm	S1	S2	S3	SFSpd
(47) Noel WILSON													
1	12:46:53.579	13:15.909	4:23.663	6:00.057	2:52.189	9.606							

Clerk of the Course. Orbits

Sig : Time :
 Chief Timekeeper : Ian Sharp (SMART Timing)
 Results available at www.mylaps.com and www.smart-timing.co.uk





www.nemcrc.co.uk

Race Results

Bulletin No. _____

DDMC Battle of Britain Race Meeting

Sorted on Laps

NEMCRC Solo Motorbikes

Croft 2.125 miles

Race 2 - Solo 1 - 1st Race

27/08/2016 13:25

Race (8 Laps) started at 13:33:05

Pos	No.	Name	Make/Model	CC	Class	Laps	Total Tm	Diff	Best Tm	In Lap	Avg. Speed
1	119	Andrew STOCKDALE	BMW	1000	1	8	11:51.272		1:27.615	2	86.043
2	17	Mark GOODINGS	Kawasaki	ZX10 1000	1	8	11:56.411	5.139	1:28.076	7	85.426
3	116	Karl JAKEMAN	Yamaha	R1 1000	1	8	11:56.882	5.610	1:27.854	5	85.370
4	16	Ian RUMNEY	Kawasaki	ZX10 1000	1	8	11:58.792	7.520	1:28.349	6	85.143
5	20	Garry WHITFIELD	BMW	1000	1	8	12:00.325	9.053	1:28.269	7	84.962
6	78	Lee TEASDALE	Aprilia	RSV 1000	1	8	12:07.124	15.852	1:29.707	5	84.167
7	31	Brad VICARS	Honda	CBR 600	1	8	12:13.772	22.500	1:29.652	8	83.405
8	7	Angus MEARNES	Yamaha	R6 600	1	8	12:14.208	22.936	1:29.663	8	83.355
9	9	Todd ELLIS	Honda	CBR 600	1	8	12:15.256	23.984	1:29.947	8	83.236
10	184	Kyle GOWLAND	BMW	1000	1	8	12:19.889	28.617	1:30.849	2	82.715
11	5	David McCONNACHY	Triumph	675	1	8	12:24.323	33.051	1:31.608	6	82.222
12	144	Aran SADLER	Kawasaki	ZX10 1000	1	8	12:34.657	43.385	1:32.033	8	81.096
13	122	David SUDDER	Suzuki	GSXR 1000	1	8	12:35.096	43.824	1:31.702	8	81.049
14	12	Anthony JACKSON	Suzuki	GSXR 1000	1	8	12:38.843	47.571	1:32.685	7	80.649
15	28	Ian BAINBRIDGE	Honda	Fireblade 1000	1	8	12:42.886	51.614	1:33.054	3	80.222
16	84	Ian SWAN	Triumph	675	1	8	13:09.514	1:18.242	1:36.045	6	77.516
17	38	Steven TODD	Yamaha	R6 599	1	8	13:14.236	1:22.964	1:36.515	2	77.055

Not classified

DNF	19	David BELL	Yamaha	FZ 1000		5	7:34.759	DNF	1:29.066	3	84.110
DNF	27	Simon FRANKLIN	Suzuki	GSXR 600	1	4	6:37.763	DNF	1:34.215	4	76.930
DNF	227	Neil BELL	Kawasaki	ZX10R 1000	1	3	4:49.815	DNF	1:33.356	2	79.188
DNF	54	Cameron ROBB	Suzuki	GSXR 600	1	1	1:47.677	DNF	1:43.430	1	71.046

Announcements

90% of Class Winners average speed = 77.438

Margin of Victory	Avg. Speed	Best Lap Tm	Best Speed	Best Lap by
5.139	86.043	1:27.615	87.314	119 - Andrew STOCKDALE

Clerk of the Course.

Orbits

Sig : Time :
Chief Timekeeper : Ian Sharp (SMART Timing)

Results available at www.mylaps.com and www.smart-timing.co.uk

Printed: 29/08/2016 18:17:58





www.nemcrc.co.uk

Lap Times

Bulletin No. _____

DDMC Battle of Britain Race Meeting


NEMCRC Solo Motorbikes

Croft 2.125 miles

Race 2 - Solo 1 - 1st Race

27/08/2016 13:25

Race (8 Laps) started at 13:33:05



Lap	Time of Day	Lap Tm	S1	S2	S3	SFSpd
1	13:34:48.570	1:40.220	33.561	40.183	26.476	115.703
2	13:36:22.777	1:34.207	28.748	39.146	26.313	114.518
3	13:37:57.022	1:34.245	28.981	39.106	26.158	114.518
4	13:39:31.040	1:34.018	28.245	39.501	26.272	114.910
5	13:41:04.754	1:33.714	28.506	38.924	26.284	114.714
6	13:42:38.304	1:33.550	28.884	38.858	25.808	114.910
7	13:44:10.989	1:32.685	28.024	38.842	25.819	114.518
8	13:45:44.037	1:33.048	28.396	38.723	25.929	114.910

(28) Ian BAINBRIDGE

1	13:34:46.723	1:38.271	31.289	40.569	26.413	125.435
2	13:36:22.117	1:35.394	28.514	39.768	27.112	124.044
3	13:37:55.171	1:33.054	27.984	39.249	25.821	124.735
4	13:39:29.781	1:34.610	28.315	40.379	25.916	119.835
5	13:41:04.834	1:35.053	28.940	39.612	26.501	121.352
6	13:42:39.040	1:34.206	28.822	39.148	26.236	124.044
7	13:44:12.701	1:33.661	28.302	39.383	25.976	123.133
8	13:45:48.080	1:35.379	28.333	40.537	26.509	121.572

(84) Ian SWAN

1	13:34:53.332	1:44.006	33.383	42.504	28.119	106.351
2	13:36:30.714	1:37.382	29.657	40.732	26.993	108.064
3	13:38:08.356	1:37.642	29.923	40.545	27.174	107.201
4	13:39:45.704	1:37.348	30.048	40.613	26.687	106.520
5	13:41:22.880	1:37.176	29.564	40.516	27.096	105.515
6	13:42:58.925	1:36.045	29.221	40.336	26.488	104.856
7	13:44:36.182	1:37.257	29.845	40.866	26.546	104.692
8	13:46:14.708	1:38.526	29.995	41.310	27.221	104.204

(38) Steven TODD

1	13:34:51.033	1:41.901	33.062	41.356	27.483	117.321
2	13:36:27.548	1:36.515	29.094	39.982	27.439	116.103
3	13:38:05.130	1:37.582	29.521	40.506	27.555	117.116
4	13:39:42.732	1:37.602	29.548	40.884	27.170	116.709
5	13:41:22.271	1:39.539	29.579	41.470	28.490	115.504
6	13:43:01.829	1:39.558	29.933	42.161	27.464	115.504
7	13:44:41.799	1:39.970	29.972	42.001	27.997	115.305
8	13:46:19.430	1:37.631	29.124	41.078	27.429	114.910

(19) David BELL

1	13:34:41.312	1:34.168	30.910	38.027	25.231	117.733
2	13:36:11.566	1:30.254	27.192	37.745	25.317	117.116
3	13:37:40.632	1:29.066	27.115	37.130	24.821	117.940
4	13:39:10.763	1:30.131	27.457	37.795	24.879	118.147
5	13:40:39.953	1:29.190	26.881	37.461	24.848	116.912

(27) Simon FRANKLIN

1	13:34:48.161	1:39.836	33.008	39.725	27.103	112.408
2	13:36:34.006	1:45.845	27.968	39.297	38.580	110.739
3	13:38:08.742	1:34.736	28.995	39.175	26.566	114.910
4	13:39:42.957	1:34.215	28.585	39.257	26.373	112.786

(227) Neil BELL

1	13:34:48.267	1:40.318	32.314	40.584	27.420	116.912
2	13:36:21.623	1:33.356	28.557	38.737	26.062	118.775
3	13:37:55.009	1:33.386	28.018	39.019	26.349	116.103

(54) Cameron ROBB

1	13:34:52.871	1:43.430	33.166	42.376	27.888	113.166
---	--------------	-----------------	--------	--------	---------------	----------------

Clerk of the Course.

Sig : Time :
Chief Timekeeper : Ian Sharp (SMART Timing)

Results available at www.mylaps.com and www.smart-timing.co.uk

Printed: 29/08/2016 18:18:30

Orbits





www.nemcrc.co.uk

Race Results

Bulletin No. _____

DDMC Battle of Britain Race Meeting

Lapchart


NEMCRC Solo Motorbikes

Croft 2.125 miles

Race 2 - Solo 1 - 1st Race

27/08/2016 13:25

Race (8 Laps) started at 13:33:05



Competitors	Laps								
	0	1	2	3	4	5	6	7	8
Andrew STOCKDALE (119)	1	119	119	119	119	119	119	119	119
Ian RUMNEY (16)	2	16	78	16	17	17	17	17	17
Mark GOODINGS (17)	3	17	16	17	16	16	116	116	116
Lee TEASDALE (78)	4	78	17	20	20	116	16	16	16
Garry WHITFIELD (20)	5	20	20	78	116	20	20	20	20
David BELL (19)	6	19	19	116	19	19	19	78	78
Karl JAKEMAN (116)	7	116	7	19	78	78	78	7	31
Kyle GOWLAND (184)	8	184	116	7	7	7	7	31	7
Todd ELLIS (9)	9	9	184	184	184	184	31	9	9
David McCONNACHY (5)	10	5	9	9	9	9	184	184	184
Brad VICARS (31)	11	31	5	31	31	31	9	5	5
Neil BELL (227)	12	227	31	5	5	5	5	144	144
Angus MEARNS (7)	13	7	28	144	144	144	144	122	122
Simon FRANKLIN (27)	14	27	144	227	227	28	122	12	12
Anthony JACKSON (12)	15	12	27	28	28	122	12	28	28
Ian BAINBRIDGE (28)	16	28	227	12	122	12	28	84	84
David SUDDER (122)	17	122	12	122	12	38	38	38	38
Aran SADLER (144)	18	144	122	38	38	27	84		
Steven TODD (38)	19	38	38	84	84	84			
Ian SWAN (84)	20	84	54	27	27				
Cameron ROBB (54)	21	54	84						

Margin of Victory	Avg. Speed	Best Lap Tm	Best Speed	Best Lap by
5.139	86.043	1:27.615	87.314	119 - Andrew STOCKDALE

Clerk of the Course.

Orbits

Sig : Time :
Chief Timekeeper : Ian Sharp (SMART Timing)

Results available at www.mylaps.com and www.smart-timing.co.uk

Printed: 29/08/2016 18:18:43





Race Results

Bulletin No. _____

DDMC Battle of Britain Race Meeting

Sorted on Laps

NEMCRC Solo Motorcycles

Croft 2.125 miles

Race 3 - Solo 2 - 1st Race

27/08/2016 13:55

Race (8 Laps) started at 13:54:04

Pos	No.	Name	Make/Model	CC	Class	Laps	Total Tm	Diff	Best Tm	In Lap	Avg. Speed
1	19	David BELL	Yamaha	FZ 1000	2	8	12:11.348	14.854	1:29.226	3	83.681
2	61	David CURTIS	Ducati	1299	2	8	12:26.403	29.909	1:31.572	4	81.993
3	31	Brad VICARS	Kawasaki	ER6 650	2	8	12:29.704	33.210	1:32.569	2	81.632
4	20	Garry WHITFIELD	Suzuki	GSXR 600	2	8	12:32.029	35.535	1:32.428	6	81.380
5	4	James REVELY	Honda	CBR 600	2	8	12:32.668	36.174	1:32.315	7	81.311
6	911	Kaine SHERIFF	Suzuki	SV 650	2	8	12:32.908	36.414	1:32.483	7	81.285
7	24	Paul NOBLE	KTM	RC8 1200	2	8	12:42.331	45.837	1:33.208	6	80.280
8	55	Darren KAY	Suzuki	GSXR 600	2	8	12:43.472	46.978	1:33.217	7	80.160
9	62	Graham ASHBRIDGE	Aprilia	Mille 1103	2	8	12:44.600	48.106	1:33.935	7	80.042
10	117	Ross JACKMAN	Suzuki	SV 650	2	8	12:54.368	57.874	1:34.886	4	79.032
11	15	Alan ELLIS	Suzuki	SV 650	2	8	13:08.548	1:12.054	1:36.800	2	77.611
12	115	Ian SMITH	Ducati	916	2	8	13:10.829	1:14.335	1:36.706	2	77.387
13	69	Carlo BARBARO	Kawasaki	ER6 650	2	8	13:11.131	1:14.637	1:36.795	6	77.358
14	41	Phil PUGH	Yamaha	YZF R1 1000	2	8	13:11.717	1:15.223	1:37.045	7	77.300
15	310	Craig WALSH	Kawasaki	ER6 650	2	8	13:32.092	1:35.598	1:39.499	8	75.361
16	94	Andy APPLEBY	Yamaha	R6 600	2	7	11:56.844	1 Lap	1:39.728	7	74.702
17	7	Carl BELL	Suzuki	SV 650	2	7	12:11.042	1 Lap	1:41.774	3	73.252
18	427	Richard HAMMOND	Suzuki	SV 650	2	7	12:11.785	1 Lap	1:41.670	6	73.177
19	5	Shane GODDEN	Honda	CBR 500	2	7	12:17.147	1 Lap	1:43.145	2	72.645

Not classified (from pos 20)

116	Karl JAKEMAN	Yamaha	R1 1000	1	8	11:56.494			1:29.695	7	85.416
119	Andrew STOCKDALE	BMW	1000	1	8	11:57.153	0.659		1:29.247	5	85.337
51	David McCONNACHY	Triumph	675	1	8	12:15.375	18.881		1:30.692	2	83.223
DNF	134	Chris RICHARDSON	Suzuki	SV 650	2	2	7:53.150	DNF	1:56.105	1	32.336
DNF	38	Steven TODD	Yamaha	R6 599	1	1	1:45.737	DNF	1:42.334	1	72.349

Announcements

90% of Class Winners average speed = 75.312

Margin of Victory	Avg. Speed	Best Lap Tm	Best Speed	Best Lap by
29.909	83.681	1:29.226	85.737	19 - David BELL

Clerk of the Course.

Orbits

Sig : Time :
Chief Timekeeper : Ian Sharp (SMART Timing)

Results available at www.mylaps.com and www.smart-timing.co.uk

Printed: 29/08/2016 18:22:53





DDMC Battle of Britain Race Meeting

NEMCRC Solo Motorcycles

Race 3 - Solo 2 - 1st Race

Race (8 Laps) started at 13:54:04

Croft 2.125 miles

27/08/2016 13:55

Lap	Time of Day	Lap Tm	S1	S2	S3	SFSpd
1	13:55:52.354	1:43.437	33.581	41.891	27.965	116.103
2	13:57:30.192	1:37.838	29.487	40.898	27.453	115.305
3	13:59:07.996	1:37.804	29.272	40.769	27.763	115.703
4	14:00:46.108	1:38.112	29.151	41.268	27.693	116.304
5	14:02:23.830	1:37.722	29.724	40.876	27.122	116.103
6	14:04:00.893	1:37.063	29.216	40.302	27.545	112.033
7	14:05:37.938	1:37.045	29.208	40.651	27.186	115.107
8	14:07:16.297	1:38.359	29.511	40.808	28.040	115.504

(310) Craig WALSH

1	13:55:54.355	1:45.355	34.737	42.454	28.164	98.111
2	13:57:34.022	1:39.667	30.113	41.336	28.218	96.697
3	13:59:14.666	1:40.644	30.298	41.827	28.519	96.697
4	14:00:55.050	1:40.384	30.512	41.851	28.021	97.540
5	14:02:35.422	1:40.372	30.558	41.724	28.090	97.117
6	14:04:16.358	1:40.936	30.515	42.160	28.261	96.697
7	14:05:57.173	1:40.815	30.419	42.047	28.349	96.836
8	14:07:36.672	1:39.499	30.331	41.591	27.577	97.117

(94) Andy APPLEBY

1	13:55:56.819	1:47.505	34.981	44.589	27.935	114.910
2	13:57:39.016	1:42.197	30.905	42.701	28.591	113.549
3	13:59:20.455	1:41.439	30.657	42.301	28.481	114.323
4	14:01:01.707	1:41.252	30.630	42.223	28.399	113.166
5	14:02:41.906	1:40.199	30.283	41.942	27.974	111.660
6	14:04:21.696	1:39.790	30.440	41.889	27.461	113.549
7	14:06:01.424	1:39.728	30.106	41.941	27.681	113.742

(7) Carl BELL

1	13:55:56.752	1:47.722	34.908	44.244	28.570	101.371
2	13:57:40.980	1:44.228	32.328	43.499	28.401	101.371
3	13:59:22.754	1:41.774	31.811	41.793	28.170	102.298
4	14:01:06.269	1:43.515	31.590	43.122	28.803	102.142
5	14:02:48.887	1:42.618	31.766	42.423	28.429	102.454
6	14:04:32.817	1:43.930	31.480	43.089	29.361	100.161
7	14:06:15.622	1:42.805	31.452	42.884	28.469	101.066

(427) Richard HAMMOND

1	13:55:58.609	1:49.156	34.932	45.279	28.945	101.218
2	13:57:42.704	1:44.095	32.126	43.541	28.428	101.371
3	13:59:25.992	1:43.288	31.720	42.990	28.578	101.832
4	14:01:09.420	1:43.428	31.604	43.404	28.420	101.066
5	14:02:51.974	1:42.554	31.331	42.526	28.697	100.310
6	14:04:33.644	1:41.670	31.510	42.039	28.121	101.066
7	14:06:16.365	1:42.721	31.111	42.924	28.686	100.011

(5) Shane GODDEN

1	13:55:55.677	1:46.432	35.010	43.047	28.375	89.239
2	13:57:38.822	1:43.145	31.574	42.751	28.820	86.479
3	13:59:22.496	1:43.674	32.399	42.805	28.470	86.702
4	14:01:07.678	1:45.182	32.997	43.333	28.852	89.120
5	14:02:51.824	1:44.146	32.102	43.327	28.717	88.532
6	14:04:36.290	1:44.466	31.957	43.262	29.247	80.950
7	14:06:21.727	1:45.437	32.435	43.684	29.318	80.176

(116) Karl JAKEMAN

1	13:55:38.420	1:33.387	31.525	37.337	24.525	125.905
2	13:57:07.025	1:28.605	26.609	37.106	24.890	124.504
3	13:58:35.147	1:28.122	26.358	37.451	24.313	126.618
4	14:00:03.597	1:28.450	26.360	37.431	24.659	125.201
5	14:01:32.698	1:29.101	26.547	37.825	24.729	126.618
6	14:03:02.497	1:29.799	26.790	37.992	25.017	125.201
7	14:04:32.192	1:29.695	26.866	37.887	24.942	125.905
8	14:06:01.074	1:28.882	26.579	37.600	24.703	126.857

(119) Andrew STOCKDALE

Lap	Time of Day	Lap Tm	S1	S2	S3	SFSpd
1	13:55:38.025	1:31.756	29.660	37.400	24.696	127.339
2	13:57:06.479	1:28.454	26.631	37.215	24.608	128.805
3	13:58:34.681	1:28.202	26.409	37.486	24.307	129.802
4	14:00:03.063	1:28.382	26.482	37.501	24.399	128.805
5	14:01:32.310	1:29.247	26.860	37.722	24.665	127.824
6	14:03:01.970	1:29.660	26.628	38.342	24.690	123.815
7	14:04:31.850	1:29.880	26.953	37.763	25.164	127.824
8	14:06:01.733	1:29.883	26.644	37.688	25.551	123.815

(51) David McCONNACHY

1	13:55:40.890	1:35.922	32.525	38.034	25.363	116.103
2	13:57:11.582	1:30.692	27.580	37.808	25.304	116.709
3	13:58:42.828	1:31.246	27.494	38.274	25.478	114.518
4	14:00:13.688	1:30.860	27.641	37.863	25.356	116.506
5	14:01:45.485	1:31.797	27.664	38.546	25.587	116.103
6	14:03:16.706	1:31.221	27.576	38.210	25.435	115.903
7	14:04:48.396	1:31.690	27.817	38.386	25.487	116.103
8	14:06:19.955	1:31.559	27.685	37.778	26.096	112.408

(134) Chris RICHARDSON

1	13:56:03.464	1:56.105	36.090	41.604	38.411	
2	14:01:57.730	5:54.266	4:33.465			

(38) Steven TODD

1	13:55:50.317	1:42.334	33.878	41.379	27.077	116.709
---	--------------	----------	--------	--------	--------	---------

Clerk of the Course.

Sig : Time :
 Chief Timekeeper : Ian Sharp (SMART Timing)
 Results available at www.mylaps.com and www.smart-timing.co.uk





Race Results

Bulletin No. _____

DDMC Battle of Britain Race Meeting

Lapchart


NEMCRC Solo Motorcycles

Croft 2.125 miles

Race 3 - Solo 2 - 1st Race

27/08/2016 13:55

Race (8 Laps) started at 13:54:04



Competitors	Laps									
	0	1	2	3	4	5	6	7	8	
David BELL (19)	1	19	119	119	119	119	119	119	119	116
David McCONNACHY (51)	2	51	116	116	116	116	116	116	116	119
Karl JAKEMAN (116)	3	116	19	19	19	19	19	19	19	19
Andrew STOCKDALE (119)	4	119	51	51	51	51	51	51	51	51
Brad VICARS (31)	5	31	31	31	31	61	61	61	61	61
David CURTIS (61)	6	61	4	61	61	31	31	31	31	31
Kaine SHERIFF (911)	7	911	61	4	4	4	4	20	20	20
Garry WHITFIELD (20)	8	20	911	911	911	911	20	911	911	4
Chris RICHARDSON (134)	9	134	20	20	20	20	911	4	4	911
Ross JACKMAN (117)	10	117	62	62	62	62	62	24	24	24
Paul NOBLE (24)	11	24	117	117	55	55	24	62	62	55
Graham ASHBRIDGE (62)	12	62	24	55	24	24	55	55	55	62
James REVELY (4)	13	4	55	24	117	117	117	117	117	117
Steven TODD (38)	14	38	115	115	115	115	115	15	15	15
Alan ELLIS (15)	15	15	15	15	15	15	15	115	115	115
Ian SMITH (115)	16	115	38	41	41	41	41	41	41	69
Darren KAY (55)	17	55	41	69	69	69	69	69	69	41
Carlo BARBARO (69)	18	69	69	310	310	310	310	310	310	310
Phil PUGH (41)	19	41	310	5	94	94	94	94	94	94
Craig WALSH (310)	20	310	5	94	5	7	7	7	7	7
Carl BELL (7)	21	7	7	7	7	5	5	427	427	
Shane GODDEN (5)	22	5	94	427	427	427	427	5	5	
Andy APPLEBY (94)	23	94	427	134						
Richard HAMMOND (427)	24	427	134							

Margin of Victory	Avg. Speed	Best Lap Tm	Best Speed	Best Lap by
29.909	83.681	1:29.226	85.737	19 - David BELL

Clerk of the Course.

Orbits

Sig : Time :
Chief Timekeeper : Ian Sharp (SMART Timing)

Results available at www.mylaps.com and www.smart-timing.co.uk

Printed: 29/08/2016 18:23:21





Race Results

Bulletin No. _____

DDMC Battle of Britain Race Meeting

Sorted on Laps

Northern Saloons & Sportscars (Classes A & E)

Croft 2.125 miles

Race 4 - 1st Race - AMENDED RESULT

27/08/2016 14:25

Race (15:00 and 1 Laps) started at 14:19:34

Pos	No.	Name	Make/Model	CC	Class	Laps	Total Tm	Diff	Best Tm	In Lap	2nd Best
1	76	Colin SIMPSON	Marcos Mantis	4600	A1	11	16:40.999		1:28.839	4	1:29.043
2	74	Barry SMITH	Caterham 7	2300	A1	11	16:44.601	3.602	1:28.817	3	1:29.488
3	18	Andy ROBINSON	Ford Falcon	7000	A1	11	16:45.663	4.664	1:29.101	3	1:29.279
4	97	Andy WILSON	Holden Monaro	7200	A1	11	16:47.093	6.094	1:29.412	6	1:29.917
5	79	Paul BRYDON	BMW M3	3200T	A1	11	16:49.884	8.885	1:30.604	5	1:30.651
6	80	Finlay CROCKER	Honda Civic TCR	2000	B1	11	16:53.581	12.582	1:29.850	6	1:30.212
7	54	Andrew MORRISON	Seat Leon Cup	1984	A1	11	16:57.462	16.463	1:29.452	3	1:29.940
8	47	Matthew KIRKBY	Caterham C400	2000	E1	11	17:04.014	23.015	1:31.219	11	1:31.989
9	77	Mark LEYBOURNE	Westfield FW	999	E2	11	17:36.524	55.525	1:33.523	9	1:33.928
10	22	Simon MAYNE	AB Performance Arion S2	999	E2	11	17:36.621	55.622	1:31.780	6	1:33.027
11	99	David BREWIS	Suzuki SC100	1475	A2	11	17:37.567	56.568	1:31.389	2	1:32.617
12	52	Jack HARPER	Triumph Spitfire	1997	A2	11	17:37.848	56.849	1:34.150	9	1:34.155
13	12	Scott HUBEL	Peugeot 205 T16	2000	A2	11	17:51.553	1:10.554	1:34.706	5	1:34.979
14	91	Stuart CARR	Caterham CSR	2300	E1	11	17:52.320	1:11.321	1:35.399	5	1:35.550
15	69	Thomson McINTYRE	Subaru Impreza	2000	B1	10	16:45.365	1 Lap	1:38.538	3	1:39.280
16	7	Alan McPHERSON	Peugeot 206	1998	A2	10	16:48.218	1 Lap	1:37.564	2	1:38.500
17	23	Brian MELDRUM	Seat Leon Sport	2000	B1	10	17:16.350	1 Lap	1:40.824	2	1:41.270
18	28	Scott TOLLAN	Escort Cosworth	2000	A1	10	17:25.334	1 Lap	1:39.976	4	1:40.331
19	63	Graham ROBERTSON	BMW E46 M3	3200	A2	10	17:43.615	1 Lap	1:42.231	3	1:42.408
20	82	Doug WEAL	Lotus Elan	1000	A2	10	18:07.077	1 Lap	1:43.736	5	1:44.278
21	64	Stephen BESSANT	Locost	1300	E1	9	17:40.802	2 Laps	1:53.510	6	1:55.157

Not classified (80% = 8 Laps)

	89	William ROBSON	Ford Focus RS	2500	B1	6	18:17.686	5 Laps	1:38.038	2	1:38.078
DNF	20	Alistair HARBOTTLE	Chevrolet Corvette	6300	A1	7	12:57.226	DNF	1:37.529	3	1:37.979
DNF	44	Mike CUTT	BMW M3	3200	A1			DNF		0	
DNS	5	Neil FINNIGHAN	Caterham R400	1999	A2			DNS		0	
DNS	144	Alistair McMILLAN	Ultima GTR	3000	A1			DNS		0	

Announcements

New Track Record (1:31.780) for NSSC Sports/Sal. (E2) by Simon MAYNE.
Car No.89 - Re-classified.

Margin of Victory	Avg. Speed	Best Lap Tm	Best Speed	Best Lap by
3.602	84.066	1:28.817	86.132	74 - Barry SMITH

Clerk of the Course.

Orbits

Sig : Time :
Chief Timekeeper : Ian Sharp (SMART Timing)

Results available at www.mylaps.com and www.smart-timing.co.uk

Printed: 29/08/2016 18:33:16





Lap Times

Bulletin No. _____

DDMC Battle of Britain Race Meeting


Northern Saloons & Sportscars (Classes A & E)

Croft 2.125 miles

Race 4 - 1st Race - AMENDED RESULT

27/08/2016 14:25

Race (15:00 and 1 Laps) started at 14:19:34



Lap	Time of Day	Lap Tm	S1	S2	S3	SFSpd
9	14:37:15.549	1:56.704	35.205	49.083	32.416	72.785

(89) William ROBSON

Lap	Time of Day	Lap Tm	S1	S2	S3	SFSpd
1	14:21:23.575	1:42.730	34.253	40.842	27.635	97.540
2	14:23:01.613	1:38.038	29.557	40.705	27.776	96.419
3	14:24:39.691	1:38.078	30.174	40.531	27.373	96.976
4	14:26:19.768	1:40.077	29.660	41.453	28.964	93.857
5	14:35:33.499	9:13.731	30.338	1:00.485	33.572	58.354
6	14:37:52.433	2:18.934	44.144	59.342	35.448	60.512

(20) Alistair HARBOTTLE

Lap	Time of Day	Lap Tm	S1	S2	S3	SFSpd
1	14:21:25.657	1:46.086	36.749	42.381	26.956	103.084
2	14:23:04.376	1:38.719	29.893	41.311	27.515	103.242
3	14:24:41.905	1:37.529	29.412	40.712	27.405	103.242
4	14:26:19.884	1:37.979	29.535	40.754	27.690	103.402
5	14:28:13.936	1:54.052	34.428	48.456	31.168	69.686
6	14:30:23.110	2:09.174	39.840	53.537	35.797	67.445
7	14:32:31.973	2:08.863	40.519	54.343	34.001	82.747

Clerk of the Course.

Sig : Time :
Chief Timekeeper : Ian Sharp (SMART Timing)
Results available at www.mylaps.com and www.smart-timing.co.uk

Printed: 29/08/2016 18:33:27

Orbits





Race Results

Bulletin No. _____

DDMC Battle of Britain Race Meeting

Lapchart


Northern Saloons & Sportscars (Classes A & E)

Croft 2.125 miles

Race 4 - 1st Race - AMENDED RESULT

27/08/2016 14:25

Race (15:00 and 1 Laps) started at 14:19:34



Competitors	Laps											
	0	1	2	3	4	5	6	7	8	9	10	11
Colin SIMPSON (76)	1	76	76	76	76	76	76	76	76	76	76	76
Andy ROBINSON (18)	2	18	79	79	18	18	18	18	18	18	74	74
Paul BRYDON (79)	3	79	18	18	79	74	74	74	74	74	18	18
Finlay CROCKER (80)	4	80	47	74	74	79	79	79	79	79	97	97
Barry SMITH (74)	5	74	74	47	97	97	97	97	97	97	79	79
Andy WILSON (97)	6	97	99	99	47	80	80	80	80	80	80	80
Jack HARPER (52)	7	52	80	97	80	47	54	54	54	54	54	54
David BREWIS (99)	8	99	97	80	99	54	47	47	47	47	47	47
Matthew KIRKBY (47)	9	47	52	54	54	99	99	99	99	99	99	77
Andrew MORRISON (54)	10	54	69	52	52	52	52	52	52	52	52	22
Mark LEYBOURNE (77)	11	77	54	77	77	77	77	22	22	22	22	99
Stuart CARR (91)	12	91	77	69	91	22	22	22	77	77	77	52
Simon MAYNE (22)	13	22	91	91	69	91	91	91	12	12	12	12
Scott HUBEL (12)	14	12	12	12	22	12	12	12	91	91	91	91
Thomson McINTYRE (69)	15	69	22	22	12	69	69	69	69	69	69	69
Alistair HARBOTTLE (20)	16	20	89	89	89	89	7	7	7	7	7	7
Alan McPHERSON (7)	17	7	7	7	7	20	28	28	28	23	23	23
William ROBSON (89)	18	89	20	20	20	7	20	23	23	28	28	28
Scott TOLLAN (28)	19	28	28	28	28	28	23	63	63	63	63	63
Graham ROBERTSON (63)	20	63	23	23	23	23	63	20	82	82	82	82
Brian MELDRUM (23)	21	23	63	63	63	63	82	82	20	64	64	
Doug WEAL (82)	22	82	82	82	82	82	64	64	64			
Stephen BESSANT (64)	23	64	64	64	64	64	89	89				
-	24											
-	25											
-	26											

Margin of Victory	Avg. Speed	Best Lap Tm	Best Speed	Best Lap by
3.602	84.066	1:28.817	86.132	74 - Barry SMITH

Clerk of the Course.

Orbits

Sig : Time :
Chief Timekeeper : Ian Sharp (SMART Timing)

Results available at www.mylaps.com and www.smart-timing.co.uk





Race Results

Bulletin No. _____

DDMC Battle of Britain Race Meeting

Sorted on Laps

SMRC Sports & Saloons

Croft 2.125 miles

Race 1

27/08/2016 14:25

Race (15:00 and 1 Laps)

Pos	No.	Name	Make/Model	CC	Class	Laps	Total Tm	Diff	Best Tm	In Lap	2nd Best
1	76	Colin SIMPSON	Marcos Mantis	4600	A2	11	16:40.999		1:28.839	0	
2	79	Paul BRYDON	BMW M3	3200T	A2	11	16:49.884	8.885	1:30.604	0	
3	80	Finlay CROCKER	Honda Civic TCR	2000	A2	11	16:53.581	12.582	1:29.850	0	
4	54	Andrew MORRISON	Seat Leon Cup	1984	A2	11	16:57.462	16.463	1:29.452	0	
5	69	Thomson McINTYRE	Subaru Impreza	2000	B1	10	16:45.365	1 Lap	1:38.538	0	
6	23	Brian MELDRUM	Seat Leon Sport	2000	B1	10	17:16.350	1 Lap	1:40.824	0	
7	28	Scott TOLLAN	Escort Cosworth	2000	A1	10	17:25.334	1 Lap	1:39.976	0	
8	63	Graham ROBERTSON	BMW E46 M3	3200	A2	10	17:43.615	1 Lap	1:42.231	0	
Not classified (80% = 8 Laps)											
	89	William ROBSON	Ford Focus RS	2500	B1	6	18:17.686	5 Laps	1:38.038	0	
DNS	44	Alistair McMILLAN	Ultima GTR	3000	A2			DNS		0	

Margin of Victory	Avg. Speed	Best Lap Tm	Best Speed	Best Lap by
8.885	84.066	1:28.839	86.111	76 - Colin SIMPSON

Clerk of the Course.

Orbits

Sig : Time :
Chief Timekeeper : Ian Sharp (SMART Timing)

Results available at www.mylaps.com and www.smart-timing.co.uk

Printed: 29/08/2016 18:37:15





Race Results

Bulletin No. _____

DDMC Battle of Britain Race Meeting

Sorted on Laps

Northern Saloons & Sportscars (Classes B, C, D & H)

Croft 2.125 miles

Race 5 - 1st Race

27/08/2016 14:55

Race (15:00 and 1 Laps) started at 14:48:35

Pos	No.	Name	Make/Model	CC	Class	Laps	Total Tm	Diff	Best Tm	In Lap	2nd Best
1	1	Kirk ARMITAGE	BMW M3	3200	B1	11	17:26.134		1:33.657	2	1:33.936
2	89	Stephen KELL	Ford Sierra XR4x4	1993T	B1	11	18:11.059	44.925	1:37.040	4	1:37.063
3	88	Martin WHITEHOUSE	BMW 328	2800	B2	11	18:11.950	45.816	1:37.619	2	1:38.281
4	15	David COX	Peugeot 205 GTi	2000	C	11	18:12.960	46.826	1:38.360	3	1:38.360
5	156	Alan THOMPSON	BMW 328	2800	B2	11	18:19.054	52.920	1:37.812	4	1:38.454
6	8	Dave BOTTERILL	Porsche 944	3000	B1	11	18:21.341	55.207	1:38.098	8	1:38.419
7	332	Ken LARK	VW Corrado	2980	B1	11	18:24.721	58.587	1:37.974	2	1:38.348
8	31	Gary BOWERS	BMW E46	2500	B2	11	18:29.318	1:03.184	1:38.404	4	1:39.270
9	30	Paul LIGHTBURN	BMW E36	2800	B2	11	18:40.989	1:14.855	1:39.323	6	1:39.818
10	98	Steve LLOYD	Mazda MX5	1800T	B1	11	18:44.381	1:18.247	1:39.760	9	1:39.861
11	46	Ian HUMPIHSH	Ford Focus	2300	B2	11	18:47.324	1:21.190	1:39.951	5	1:39.989
12	71	Sean FOLEY	BMW	2800	B2	11	18:52.182	1:26.048	1:40.046	9	1:40.080
13	83	Lee UNDERWOOD	Honda Civic	1998	C	11	19:05.384	1:39.250	1:38.907	2	1:39.466
14	92	Andy WILSON	Ford Escort RS	2000	H	11	20:01.329	2:35.195	1:41.637	2	1:42.423
15	33	Simon BAKER	Ford Fiesta	1600	D	10	17:29.077	1 Lap	1:42.821	4	1:42.992
16	373	Nick SANDERSON	Seat Leon	1800	C	10	17:32.140	1 Lap	1:42.959	4	1:43.273
17	62	David HEWITSON	Toyota Supra	2996	B1	10	17:35.867	1 Lap	1:41.369	3	1:42.050
18	14	Louise CLAXTON	Peugeot Rally 106	1600	D	10	18:00.867	1 Lap	1:46.152	2	1:46.195
Not classified											
DNF	36	Clinton EWEN	Austin Mini Cooper S	1400	H	2	3:24.721	DNF	1:37.972	2	1:43.503
DNF	85	Clive COOKSEY	Ford Fiesta	1600	D			DNF		0	
DNS	3	Martin LOFTHOUSE	Triumph TR7	5200	H			DNS		0	
DNS	68	Stephen CRAGGS	Ford Fiesta	2000	C			DNS		0	

Announcements

Black and White Flag - Car No.88

Margin of Victory	Avg. Speed	Best Lap Tm	Best Speed	Best Lap by
44.925	80.439	1:33.657	81.681	1 - Kirk ARMITAGE

Clerk of the Course.

Orbits

Sig : Time :
Chief Timekeeper : Ian Sharp (SMART Timing)

Results available at www.mylaps.com and www.smart-timing.co.uk

Printed: 29/08/2016 18:35:50





Race Results

Bulletin No. _____

DDMC Battle of Britain Race Meeting

Lapchart


Northern Saloons & Sportscars (Classes B, C, D & H)

Croft 2.125 miles

Race 5 - 1st Race

27/08/2016 14:55

Race (15:00 and 1 Laps) started at 14:48:35



Competitors	Laps											
	0	1	2	3	4	5	6	7	8	9	10	11
Kirk ARMITAGE (1)	1	1	1	1	1	1	1	1	1	1	1	1
David COX (15)	2	15	88	88	88	88	89	89	89	89	89	89
Martin WHITEHOUSE (88)	3	88	15	15	15	89	88	88	88	88	88	88
Lee UNDERWOOD (83)	4	83	83	36	89	15	15	15	15	15	15	15
Dave BOTTERILL (8)	5	8	36	83	83	83	156	156	156	156	156	156
Clinton EWEN (36)	6	36	8	89	156	156	83	83	8	8	8	8
Alan THOMPSON (156)	7	156	89	8	8	8	8	8	332	332	332	332
Stephen KELL (89)	8	89	156	156	332	332	332	332	31	31	31	31
Sean FOLEY (71)	9	71	31	31	31	31	31	83	83	30	30	30
Gary BOWERS (31)	10	31	71	332	71	71	30	30	30	30	46	46
Andy WILSON (92)	11	92	92	71	92	30	46	46	46	46	98	98
Ken LARK (332)	12	332	332	92	30	92	98	98	98	98	83	71
Paul LIGHTBURN (30)	13	30	46	46	46	46	92	62	62	62	71	83
David HEWITSON (62)	14	62	30	30	62	98	62	71	71	71	92	92
Simon BAKER (33)	15	33	33	33	33	62	71	92	92	92	33	33
Ian HUMPIH (46)	16	46	62	62	98	33	33	33	33	33	373	373
Louise CLAXTON (14)	17	14	373	373	373	373	373	373	373	373	62	62
Nick SANDERSON (373)	18	373	98	98	14	14	14	14	14	14	14	14
Steve LLOYD (98)	19	98	14	14								
-	20											
-	21											
-	22											

Margin of Victory	Avg. Speed	Best Lap Tm	Best Speed	Best Lap by
44.925	80.439	1:33.657	81.681	1 - Kirk ARMITAGE

Clerk of the Course.

Orbits

Sig : Time :
Chief Timekeeper : Ian Sharp (SMART Timing)

Results available at www.mylaps.com and www.smart-timing.co.uk





www.nemcrc.co.uk

Race Results

Bulletin No. _____

DDMC Battle of Britain Race Meeting

Sorted on Laps

NEMCRC Sidecars

Croft 2.125 miles

Race 6 - 1st Race

27/08/2016 15:25

Race (12 Laps) started at 15:18:33

Pos	No.	Name	Make/Model	CC	Class	Laps	Total Tm	Diff	Best Tm	In Lap	Avg. Speed
1	72	P FOUNDS / J WALMSLEY	LCR Suzuki	600	SC	12	18:15.704		1:30.328	6	83.782
2	17	L CRAWFORD / P FARRANCE	LCR Suzuki	600	SC	12	18:18.948	3.244	1:30.405	2	83.534
3	99	S RAMSDEN / M RAMSDEN	LCR Honda	600	SC	12	18:30.155	14.451	1:31.260	2	82.691
4	95	L BLACKSTOCK / P ROSNEY	LCR Suzuki	600	SC	12	18:30.813	15.109	1:31.267	2	82.642
5	5	G SHAND / P HYDE	Shand F2	600	SC	12	18:54.186	38.482	1:33.197	7	80.939
6	69	G LAMBERT / J CANIPA	GLR Honda	600	SC	12	18:55.720	40.016	1:33.377	4	80.830
7	16	G GIBSON / D GIBSON	Sherbourne Suzuki	600	SC	12	18:56.036	40.332	1:33.306	6	80.807
8	37	C MORPHET / P HALLIBURTON	LCR Suzuki	600	SC	12	19:32.625	1:16.921	1:36.305	2	78.286
Not classified											
DNF	41	P RILEY / S PARKER	MRE	600	SC	7	11:29.967	DNF	1:36.195	6	77.612
DNF	8	D WALLIS / T BELSAY	LCR Suzuki	600	SC	2	3:11.380	DNF	1:33.457	2	79.946
DNF	111	D NICHOLLS / B AVISON	LCR Suzuki	600	SC	1	1:42.545	DNF	1:39.059	1	74.601
DNS	15	K MORGAN / S MORGAN	LCR F2 R6 Yamaha	600	SC			DNS		0	-

Announcements

90% of Class Winners average speed = 75.403

Margin of Victory	Avg. Speed	Best Lap Tm	Best Speed	Best Lap by
3.244	83.782	1:30.328	84.691	72 - P FOUNDS / J WALMSLEY

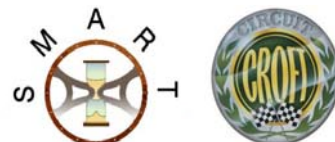
Clerk of the Course.

Orbits

Sig : Time :
Chief Timekeeper : Ian Sharp (SMART Timing)

Results available at www.mylaps.com and www.smart-timing.co.uk

Printed: 29/08/2016 18:12:38





Race Results

Bulletin No. _____

DDMC Battle of Britain Race Meeting

Lapchart


NEMCRC Sidecars

Croft 2.125 miles

Race 6 - 1st Race

27/08/2016 15:25

Race (12 Laps) started at 15:18:33



Competitors	Laps												
	0	1	2	3	4	5	6	7	8	9	10	11	12
L CRAWFORD / P FARRANCE (17)	1	17	72	72	17	17	17	17	17	72	72	72	72
S RAMSDEN / M RAMSDEN (99)	2	99	17	17	72	72	72	72	72	17	17	17	17
P FOUNDS / J WALMSLEY (72)	3	72	95	95	95	95	95	95	95	95	99	99	99
L BLACKSTOCK / P ROSNEY (95)	4	95	99	99	99	99	99	99	99	99	95	95	95
G SHAND / P HYDE (5)	5	5	8	8	16	5	16	16	5	16	5	5	5
D WALLIS / T BELSAY (8)	6	8	16	16	5	16	5	5	16	5	16	69	69
G GIBSON / D GIBSON (16)	7	16	5	5	69	69	69	69	69	69	69	16	16
G LAMBERT / J CANIPA (69)	8	69	69	69	37	37	37	37	37	37	37	37	37
D NICHOLLS / B AVISON (111)	9	111	37	37	41	41	41	41	41				
C MORPHET / P HALLIBURTON (37)	10	37	111	41									
P RILEY / S PARKER (41)	11	41	41										
-	12												

Margin of Victory	Avg. Speed	Best Lap Tm	Best Speed	Best Lap by
3.244	83.782	1:30.328	84.691	72 - P FOUNDS / J WALMSLEY

Clerk of the Course.

Orbits

Sig : Time :
Chief Timekeeper : Ian Sharp (SMART Timing)

Results available at www.mylaps.com and www.smart-timing.co.uk

Printed: 29/08/2016 18:13:29





Race Results

Bulletin No. _____

DDMC Battle of Britain Race Meeting

Sorted on Laps

NEMCRC Solo Motorbikes

Croft 2.125 miles

Race 7 - Solo 1 - 2nd Race

27/08/2016 15:55

Race (8 Laps) started at 15:46:29

Pos	No.	Name	Make/Model	CC	Class	Laps	Total Tm	Diff	Best Tm	In Lap	Avg. Speed
1	119	Andrew STOCKDALE	BMW	1000	1	8	11:57.163		1:28.774	2	85.336
2	17	Mark GOODINGS	Kawasaki	ZX10 1000	1	8	11:57.296	0.133	1:28.033	4	85.320
3	20	Garry WHITFIELD	BMW	1000	1	8	12:00.898	3.735	1:27.881	7	84.894
4	7	Angus MEARNES	Yamaha	R6 600	1	8	12:01.933	4.770	1:28.193	7	84.772
5	16	Ian RUMNEY	Kawasaki	ZX10 1000	1	8	12:02.661	5.498	1:28.765	7	84.687
6	31	Brad VICARS	Honda	CBR 600	1	8	12:04.539	7.376	1:29.178	5	84.468
7	78	Lee TEASDALE	Aprilia	RSV 1000	1	8	12:10.512	13.349	1:30.100	6	83.777
8	9	Todd ELLIS	Honda	CBR 600	1	8	12:21.067	23.904	1:30.712	7	82.584
9	144	Aran SADLER	Kawasaki	ZX10 1000	1	8	12:30.552	33.389	1:32.097	3	81.540
10	5	David McCONNACHY	Triumph	675	1	8	12:31.992	34.829	1:30.848	5	81.384
11	184	Kyle GOWLAND	BMW	1000	1	8	12:32.079	34.916	1:32.158	3	81.374
12	12	Anthony JACKSON	Suzuki	GSXR 1000	1	8	12:39.007	41.844	1:32.996	8	80.632
13	28	Ian BAINBRIDGE	Honda	Fireblade 1000	1	8	12:39.343	42.180	1:33.342	5	80.596
14	122	David SUDES	Suzuki	GSXR 1000	1	8	12:46.917	49.754	1:33.061	4	79.800
15	227	Neil BELL	Kawasaki	ZX10R 1000	1	8	12:55.952	58.789	1:34.777	3	78.871
16	38	Steven TODD	Yamaha	R6 599	1	8	13:09.841	1:12.678	1:35.851	4	77.484
17	84	Ian SWAN	Triumph	675	1	8	13:10.841	1:13.678	1:36.830	4	77.386

Not classified

DNF	116	Karl JAKEMAN	Yamaha	R1 1000	1	1	1:36.117	DNF	1:33.870	1	79.590
DNS	19	David BELL	Yamaha	FZ 1000				DNS		0	-
DNS	27	Simon FRANKLIN	Suzuki	GSXR 600	1			DNS		0	-
DNS	54	Cameron ROBB	Suzuki	GSXR 600	1			DNS		0	-

Announcements

Black and Orange flag - Bike No.227

90% of Class Winners average speed = 76.802

Margin of Victory	Avg. Speed	Best Lap Tm	Best Speed	Best Lap by
0.133	85.336	1:27.881	87.050	20 - Garry WHITFIELD

Clerk of the Course.

Orbits

Sig : Time :

Chief Timekeeper : Ian Sharp (SMART Timing)

Results available at www.mylaps.com and www.smart-timing.co.uk

Printed: 29/08/2016 18:18:58





www.nemcrc.co.uk

Lap Times

Bulletin No. _____

DDMC Battle of Britain Race Meeting


NEMCRC Solo Motorbikes

Croft 2.125 miles

Race 7 - Solo 1 - 2nd Race

27/08/2016 15:55

Race (8 Laps) started at 15:46:29



Lap	Time of Day	Lap Tm	S1	S2	S3	SFSpd
1	15:48:09.863	1:36.383	30.788	39.516	26.079	118.565
2	15:49:45.248	1:35.385	28.732	40.485	26.168	119.409
3	15:51:24.190	1:38.942	28.764	43.794	26.384	120.697
4	15:52:57.251	1:33.061	28.060	39.275	25.726	121.792
5	15:54:33.394	1:36.143	27.784	42.255	26.104	118.565
6	15:56:08.563	1:35.169	28.835	40.311	26.023	119.196
7	15:57:42.171	1:33.608	28.489	39.040	26.079	118.565
8	15:59:16.803	1:34.632	28.608	39.764	26.260	115.703

(227) Neil BELL

1	15:48:11.473	1:38.214	32.374	39.725	26.115	115.703
2	15:49:46.332	1:34.859	28.514	40.023	26.322	116.304
3	15:51:21.109	1:34.777	28.734	40.284	25.759	116.506
4	15:52:55.971	1:34.862	29.002	39.362	26.498	115.305
5	15:54:31.551	1:35.580	28.558	39.965	27.057	113.935
6	15:56:09.081	1:37.530	29.456	41.557	26.517	114.323
7	15:57:46.755	1:37.674	29.371	41.109	27.194	110.556
8	15:59:25.838	1:39.083	29.759	41.985	27.339	107.717

(38) Steven TODD

1	15:48:15.987	1:41.444	32.381	41.417	27.646	117.116
2	15:49:54.372	1:38.385	30.053	41.288	27.044	117.733
3	15:51:30.537	1:36.165	28.814	40.238	27.113	117.116
4	15:53:06.388	1:35.851	28.906	40.057	26.888	117.321
5	15:54:42.438	1:36.050	29.143	40.152	26.755	117.526
6	15:56:19.696	1:37.258	29.117	40.743	27.398	115.305
7	15:58:01.671	1:41.975	29.349	45.528	27.098	116.912
8	15:59:39.727	1:38.056	29.201	41.209	27.646	115.504

(84) Ian SWAN

1	15:48:15.555	1:41.201	31.929	41.991	27.281	108.588
2	15:49:54.966	1:39.411	30.075	41.643	27.693	110.374
3	15:51:32.204	1:37.238	29.369	41.158	26.711	110.739
4	15:53:09.034	1:36.830	29.479	40.539	26.812	106.015
5	15:54:45.868	1:36.834	29.407	40.697	26.730	107.030
6	15:56:23.488	1:37.620	29.822	41.308	26.490	102.768
7	15:58:02.038	1:38.550	30.011	41.573	26.966	110.012

(116) Karl JAKEMAN

1	15:48:06.003	1:33.870	30.639	38.168	25.063	127.339
---	--------------	-----------------	--------	---------------	---------------	----------------

Clerk of the Course.

Sig : Time :
Chief Timekeeper : Ian Sharp (SMART Timing)
Results available at www.mylaps.com and www.smart-timing.co.uk

Orbits





Race Results

Bulletin No. _____

DDMC Battle of Britain Race Meeting

Lapchart


NEMCRC Solo Motorbikes

Croft 2.125 miles

Race 7 - Solo 1 - 2nd Race

27/08/2016 15:55

Race (8 Laps) started at 15:46:29



Competitors	Laps									
	0	1	2	3	4	5	6	7	8	
Ian RUMNEY (16)	1	16	119	119	119	119	119	119	119	119
Andrew STOCKDALE (119)	2	119	16	16	17	17	17	17	17	17
Mark GOODINGS (17)	3	17	78	17	16	7	7	20	20	20
Lee TEASDALE (78)	4	78	17	7	7	16	16	7	7	7
Garry WHITFIELD (20)	5	20	116	20	20	20	20	16	16	16
Karl JAKEMAN (116)	6	116	7	78	31	31	31	31	31	31
Todd ELLIS (9)	7	9	20	31	78	78	78	78	78	78
Brad VICARS (31)	8	31	31	9	9	9	9	9	9	9
Angus MEARNS (7)	9	7	9	144	144	144	144	144	144	144
Kyle GOWLAND (184)	10	184	122	184	184	184	184	184	184	5
Anthony JACKSON (12)	11	12	184	122	28	28	5	5	5	184
Neil BELL (227)	12	227	144	28	5	12	28	28	28	12
David SUDDER (122)	13	122	12	12	12	5	12	12	12	28
Aran SADLER (144)	14	144	227	227	227	227	227	122	122	122
Ian BAINBRIDGE (28)	15	28	28	5	122	122	122	227	227	227
Ian SWAN (84)	16	84	5	38	38	38	38	38	38	38
Steven TODD (38)	17	38	84	84	84	84	84	84	84	84
David McCONNACHY (5)	18	5	38							
-	19									
-	20									
-	21									

Margin of Victory	Avg. Speed	Best Lap Tm	Best Speed	Best Lap by
0.133	85.336	1:27.881	87.050	20 - Garry WHITFIELD

Clerk of the Course.

Orbits

Sig : Time :
Chief Timekeeper : Ian Sharp (SMART Timing)

Results available at www.mylaps.com and www.smart-timing.co.uk

Printed: 29/08/2016 18:19:22





Race Results

Bulletin No. _____

DDMC Battle of Britain Race Meeting

Sorted on Laps

NEMCRC Solo Motorcycles

Croft 2.125 miles

Race 8 - Solo 2 - 2nd Race

27/08/2016 16:25

Race (8 Laps) started at 16:06:36

Pos	No.	Name	Make/Model	CC	Class	Laps	Total Tm	Diff	Best Tm	In Lap	Avg. Speed
1	20	Garry WHITFIELD	Suzuki	GSXR 600	2	8	12:23.838	9.406	1:31.481	5	82.276
2	31	Brad VICARS	Kawasaki	ER6 650	2	8	12:27.953	13.521	1:31.936	7	81.823
3	61	David CURTIS	Ducati	1299	2	8	12:28.204	13.772	1:32.194	6	81.796
4	24	Paul NOBLE	KTM	RC8 1200	2	8	12:30.418	15.986	1:32.034	6	81.555
5	4	James REVELY	Honda	CBR 600	2	8	12:37.296	22.864	1:33.048	4	80.814
6	55	Darren KAY	Suzuki	GSXR 600	2	8	12:38.426	23.994	1:33.251	7	80.693
7	911	Kaine SHERIFF	Suzuki	SV 650	2	8	12:38.627	24.195	1:32.910	8	80.672
8	117	Ross JACKMAN	Suzuki	SV 650	2	8	12:45.967	31.535	1:33.835	8	79.899
9	134	Chris RICHARDSON	Suzuki	SV 650	2	8	12:46.418	31.986	1:34.386	8	79.852
10	62	Graham ASHBRIDGE	Aprilia	Mille 1103	2	8	12:49.714	35.282	1:34.937	6	79.510
11	115	Ian SMITH	Ducati	916	2	8	13:00.783	46.351	1:35.544	3	78.383
12	15	Alan ELLIS	Suzuki	SV 650	2	8	13:16.957	1:02.525	1:38.160	4	76.792
13	69	Carlo BARBARO	Kawasaki	ER6 650	2	8	13:18.292	1:03.860	1:35.285	7	76.664
14	41	Phil PUGH	Yamaha	YZF R1 1000	2	8	13:18.489	1:04.057	1:37.621	8	76.645
15	94	Andy APPLEBY	Yamaha	R6 600	2	8	13:37.873	1:23.441	1:40.522	8	74.828
16	54	Cameron ROBB	Yamaha	FZR 600	2	8	13:44.073	1:29.641	1:39.645	7	74.265
17	5	Shane GODDEN	Honda	CBR 500	2	7	12:15.552	1 Lap	1:43.140	7	72.802
18	427	Richard HAMMOND	Suzuki	SV 650	2	7	12:15.987	1 Lap	1:43.209	5	72.759

Not classified (from pos 19)

119	Andrew STOCKDALE	BMW	1000	1	8	12:14.432			1:32.974	2	83.330
DNF	7	Carl BELL	Suzuki	SV 650	2	7	12:06.262	DNF	1:40.816	6	73.734
DNF	310	Craig WALSH	Kawasaki	ER6 650	2		2.427	DNF		0	-
DNS	19	David BELL	Yamaha	FZ 1000	2			DNS		0	-
DNS	116	Karl JAKEMAN	Yamaha	R1 1000	1			DNS		0	-
DNS	51	David McCONNACHY	Triumph	675	1			DNS		0	-
DNS	38	Steven TODD	Yamaha	R6 599	1			DNS		0	-

Announcements

90% of Class Winners average speed = 74.048

Margin of Victory	Avg. Speed	Best Lap Tm	Best Speed	Best Lap by
13.521	82.276	1:31.481	83.624	20 - Garry WHITFIELD

Clerk of the Course.

Orbits

Sig : Time :
Chief Timekeeper : Ian Sharp (SMART Timing)

Results available at www.mylaps.com and www.smart-timing.co.uk

Printed: 29/08/2016 18:23:39





www.nemcrc.co.uk

Lap Times

Bulletin No. _____

DDMC Battle of Britain Race Meeting


NEMCRC Solo Motorcycles

Croft 2.125 miles

Race 8 - Solo 2 - 2nd Race

27/08/2016 16:25

Race (8 Laps) started at 16:06:36



Lap	Time of Day	Lap Tm	S1	S2	S3	SFSpd
1	16:08:23.171	1:44.128	32.999	42.316	28.813	114.323
2	16:10:01.475	1:38.304	29.664	41.021	27.619	112.408
3	16:11:41.169	1:39.694	30.471	41.162	28.061	113.935
4	16:13:20.309	1:39.140	29.862	41.485	27.793	113.935
5	16:14:59.885	1:39.576	30.107	41.264	28.205	113.166
6	16:16:38.182	1:38.297	29.726	41.199	27.372	113.357
7	16:18:16.923	1:38.741	30.041	41.080	27.620	112.033
8	16:19:54.544	1:37.621	29.534	40.717	27.370	114.910

(94) Andy APPLEBY

1	16:08:25.155	1:45.377	34.348	42.697	28.332	114.323
2	16:10:06.861	1:41.706	30.809	42.787	28.110	113.549
3	16:11:48.336	1:41.475	30.693	42.537	28.245	113.935
4	16:13:29.696	1:41.360	30.682	42.400	28.278	100.460
5	16:15:11.349	1:41.653	31.011	42.345	28.297	112.408
6	16:16:52.733	1:41.384	30.788	42.453	28.143	112.220
7	16:18:33.406	1:40.673	30.601	41.839	28.233	112.786
8	16:20:13.928	1:40.522	30.455	42.004	28.063	112.786

(54) Cameron ROBB

1	16:08:27.951	1:48.612	34.319	45.339	28.954	106.520
2	16:10:12.753	1:44.802	31.244	43.705	29.853	96.836
3	16:11:56.612	1:43.859	31.567	43.367	28.925	102.768
4	16:13:39.025	1:42.413	31.147	42.802	28.464	106.520
5	16:15:19.925	1:40.900	30.438	42.205	28.257	103.561
6	16:17:00.505	1:40.580	30.622	41.983	27.975	103.721
7	16:18:40.150	1:39.645	30.361	41.514	27.770	106.183
8	16:20:20.128	1:39.978	30.015	41.697	28.266	105.020

(5) Shane GODDEN

1	16:08:28.451	1:48.949	35.340	44.789	28.820	89.596
2	16:10:12.838	1:44.387	31.909	43.069	29.409	88.416
3	16:11:57.399	1:44.561	32.630	42.815	29.116	85.706
4	16:13:41.738	1:44.339	32.385	43.217	28.737	88.532
5	16:15:24.944	1:43.206	32.076	42.729	28.401	88.649
6	16:17:08.467	1:43.523	31.973	43.167	28.383	88.068
7	16:18:51.607	1:43.140	31.949	42.884	28.307	87.153

(427) Richard HAMMOND

1	16:08:26.388	1:47.466	34.471	44.588	28.407	100.161
2	16:10:11.567	1:45.179	32.004	44.202	28.973	99.863
3	16:11:57.207	1:45.640	32.040	44.081	29.519	100.914
4	16:13:40.983	1:43.776	31.681	43.739	28.356	100.460
5	16:15:24.192	1:43.209	31.545	43.461	28.203	100.762
6	16:17:07.681	1:43.489	31.776	43.020	28.693	100.460
7	16:18:52.042	1:44.361	31.903	44.016	28.442	99.714

(119) Andrew STOCKDALE

1	16:08:17.311	1:37.661	31.876	39.808	25.977	129.302
2	16:09:50.285	1:32.974	28.152	38.776	26.046	128.313
3	16:11:20.818	1:30.533	26.878	38.487	25.168	126.857
4	16:12:51.561	1:30.743	27.542	38.119	25.082	127.098
5	16:14:20.769	1:29.208	26.753	37.616	24.839	127.581
6	16:15:49.554	1:28.785	26.630	37.530	24.625	128.068
7	16:17:19.240	1:29.686	27.189	37.574	24.923	124.735
8	16:18:50.487	1:31.247	27.147	38.039	26.061	123.360

(7) Carl BELL

1	16:08:27.146	1:48.279	35.445	44.393	28.441	101.371
2	16:10:12.056	1:44.910	31.570	43.972	29.368	99.419
3	16:11:56.157	1:44.101	32.030	43.802	28.269	101.524
4	16:13:38.717	1:42.560	31.220	42.609	28.731	98.688
5	16:15:20.594	1:41.877	31.205	42.199	28.473	100.161
6	16:17:01.410	1:40.816	30.934	41.873	28.009	101.678
7	16:18:42.317	1:40.907	30.955	41.562	28.390	98.833

Clerk of the Course.

Sig : Time :
Chief Timekeeper : Ian Sharp (SMART Timing)
Results available at www.mylaps.com and www.smart-timing.co.uk

Orbits





Race Results

Bulletin No. _____

DDMC Battle of Britain Race Meeting

Lapchart


NEMCRC Solo Motorcycles

Croft 2.125 miles

Race 8 - Solo 2 - 2nd Race

27/08/2016 16:25

Race (8 Laps) started at 16:06:36



Competitors	Laps									
	0	1	2	3	4	5	6	7	8	
Brad VICARS (31)	1	31	61	61	61	119	119	119	119	119
David CURTIS (61)	2	61	31	20	20	20	20	20	20	20
Kaine SHERIFF (911)	3	911	24	24	31	61	61	61	61	31
Chris RICHARDSON (134)	4	134	20	31	24	31	24	24	24	61
Garry WHITFIELD (20)	5	20	4	4	119	24	31	31	31	24
Paul NOBLE (24)	6	24	911	119	4	4	4	4	4	4
Ross JACKMAN (117)	7	117	55	55	55	55	55	55	55	55
Graham ASHBRIDGE (62)	8	62	134	911	134	911	911	911	911	911
James REVELY (4)	9	4	62	134	911	134	134	134	134	117
Alan ELLIS (15)	10	15	119	117	117	117	117	117	117	134
Craig WALSH (310)	11	310	117	62	62	62	62	62	62	62
Ian SMITH (115)	12	115	115	115	115	115	115	115	115	115
Darren KAY (55)	13	55	15	15	15	15	15	15	15	15
Carl BELL (7)	14	7	41	41	41	41	41	41	41	69
Richard HAMMOND (427)	15	427	94	94	94	69	69	69	69	41
Phil PUGH (41)	16	41	427	427	69	94	94	94	94	94
Cameron ROBB (54)	17	54	7	7	7	7	54	54	54	54
Shane GODDEN (5)	18	5	69	69	54	54	7	7	7	7
Andrew STOCKDALE (119)	19	119	54	54	427	427	427	427	5	
Andy APPLEBY (94)	20	94	5	5	5	5	5	5	427	
Carlo BARBARO (69)	21	69								
-	22									
-	23									
-	24									
-	25									

Margin of Victory	Avg. Speed	Best Lap Tm	Best Speed	Best Lap by
13.521	82.276	1:31.481	83.624	20 - Garry WHITFIELD

Clerk of the Course.

Orbits

Sig : Time :
Chief Timekeeper : Ian Sharp (SMART Timing)

Results available at www.mylaps.com and www.smart-timing.co.uk

Printed: 29/08/2016 18:24:04





DDMC Battle of Britain Race Meeting

Sorted on Laps

Sylatech Porsche Club with Pirelli

Croft 2.125 miles

Race 9 - 1st Race

27/08/2016 16:55

Race (25:00 Time) started at 16:32:01

Pos	No.	Name	Make/Model	CC	Class	Laps	Total Tm	Diff	Best Tm	In Lap	2nd Best
1	47	Mike JOHNSON	Porsche 996	3400	1	17	26:25.300		1:31.605	13	1:31.858
2	1	Peter MORRIS	Porsche 996	3400	1	17	26:26.075	0.775	1:32.007	13	1:32.256
3	14	Mark McALEER	Porsche 996	3400	1	17	26:26.360	1.060	1:32.046	13	1:32.213
4	6	Kevin HARRISON	Porsche 996	3400	1	17	26:31.032	5.732	1:32.443	3	1:32.467
5	10	Richard ELLIS	Porsche 996	3400	1	17	26:31.452	6.152	1:32.201	5	1:32.536
6	9	Chris DYER	Porsche Cayman S	3400	1	17	26:51.078	25.778	1:33.245	2	1:33.776
7	7	Michael PRICE	Porsche 996	3400	1	17	26:58.046	32.746	1:33.176	5	1:33.418
8	43	Steve CHEETHAM	Porsche Boxster S	3200	2	17	27:14.587	49.287	1:34.052	7	1:34.069
9	4	Andy TOON	Porsche Boxter S	3200	2	17	27:19.620	54.320	1:35.172	3	1:35.417
10	3	Ross MORRIS	Porsche 968	3000	2	17	27:23.383	58.083	1:34.206	9	1:34.579
11	8	David BOTTERILL	Porsche 964 C2	3600	2	17	27:34.402	1:09.102	1:35.331	5	1:35.370
12	24	Hugo HOMES	Porsche Boxter S	3200	2	17	27:48.375	1:23.075	1:36.784	16	1:36.982
13	45	Paul SEAGRAVE	Porsche Boxter S	3198	2	17	27:51.899	1:26.599	1:36.861	9	1:36.956
14	44	Jake McALEER	Porsche Boxter S	3200	2	17	28:00.764	1:35.464	1:34.872	9	1:35.039
15	35	Talan SKEELS-PIGGINS	Porsche Boxter S	3200	2	15	26:44.654	2 Laps	1:40.639	5	1:40.787

Not classified

DNF	5	Nathalie McGLOIN	Porsche Cayman S	3400	1	6	16:08.282	DNF	1:38.463	2	1:39.797
-----	---	------------------	------------------	------	---	---	-----------	-----	----------	---	----------

Announcements

Car No.43 - Transponder stopped working.

Black and White flag - Car No.45

Car No's 43 & 44 - Racetime includes 5 second time penalty - Exceeding track limits.

Car No.44 - Racetime includes 10 second cumulative time penalty - Exceeding track limits.

Car No.44 - Drive through penalty - Exceeding track limits.

Margin of Victory	Avg. Speed	Best Lap Tm	Best Speed	Best Lap by
0.775	82.035	1:31.605	83.511	47 - Mike JOHNSON

Clerk of the Course.

Orbits

Sig : Time :

Chief Timekeeper : Ian Sharp (SMART Timing)

Results available at www.mylaps.com and www.smart-timing.co.uk

Printed: 29/08/2016 18:43:59





DDMC Battle of Britain Race Meeting

Sylatech Porsche Club with Pirelli

Croft 2.125 miles

Race 9 - 1st Race

27/08/2016 16:55

Race (25:00 Time) started at 16:32:01

Table with 7 columns: Lap, Time of Day, Lap Tm, S1, S2, S3, SFSpd. Driver: (47) Mike JOHNSON. Lap 1: 16:33:42.778, 1:38.797, 33.174, 38.650, 26.973, 94.385.

Table with 7 columns: Lap, Time of Day, Lap Tm, S1, S2, S3, SFSpd. Driver: (1) Peter MORRIS. Lap 1: 16:33:39.912, 1:37.541, 33.290, 38.555, 25.696, 96.143.

Table with 7 columns: Lap, Time of Day, Lap Tm, S1, S2, S3, SFSpd. Driver: (14) Mark McALEER. Lap 1: 16:33:41.152, 1:38.407, 33.567, 38.725, 26.115, 94.919.

Table with 7 columns: Lap, Time of Day, Lap Tm, S1, S2, S3, SFSpd. Driver: (6) Kevin HARRISON. Lap 1: 16:33:41.663, 1:38.153, 33.281, 38.405, 26.467, 96.697.

Table with 7 columns: Lap, Time of Day, Lap Tm, S1, S2, S3, SFSpd. Driver: (10) Richard ELLIS. Lap 8: 16:44:31.988, 1:33.059, 28.488, 38.637, 25.934, 97.117.

Table with 7 columns: Lap, Time of Day, Lap Tm, S1, S2, S3, SFSpd. Driver: (9) Chris DYER. Lap 1: 16:33:43.774, 1:39.045, 33.379, 39.513, 26.153, 95.053.

Table with 7 columns: Lap, Time of Day, Lap Tm, S1, S2, S3, SFSpd. Driver: (7) Michael PRICE. Lap 1: 16:33:45.269, 1:40.343, 33.241, 39.992, 27.110, 83.780.

Clerk of the Course.

Sig : Time : Chief Timekeeper : Ian Sharp (SMART Timing)

Results available at www.mylaps.com and www.smart-timing.co.uk

Orbits





DDMC Battle of Britain Race Meeting

Sylatech Porsche Club with Pirelli

Croft 2.125 miles

Race 9 - 1st Race

27/08/2016 16:55

Race (25:00 Time) started at 16:32:01

Table with 7 columns: Lap, Time of Day, Lap Tm, S1, S2, S3, SFSpd. Row 17: 16:58:59.847, 1:42.098, 29.666, 39.100, 33.332, 90.077

(43) Steve CHEETHAM

Table with 7 columns: Lap, Time of Day, Lap Tm, S1, S2, S3, SFSpd. Rows 1-17 for driver Steve CHEETHAM.

(4) Andy TOON

Table with 7 columns: Lap, Time of Day, Lap Tm, S1, S2, S3, SFSpd. Rows 1-17 for driver Andy TOON.

(3) Ross MORRIS

Table with 7 columns: Lap, Time of Day, Lap Tm, S1, S2, S3, SFSpd. Rows 1-17 for driver Ross MORRIS.

(8) David BOTTERILL

Table with 7 columns: Lap, Time of Day, Lap Tm, S1, S2, S3, SFSpd. Rows 1-6 for driver David BOTTERILL.

Table with 7 columns: Lap, Time of Day, Lap Tm, S1, S2, S3, SFSpd. Rows 7-17 for driver Hugo HOMES.

(24) Hugo HOMES

Table with 7 columns: Lap, Time of Day, Lap Tm, S1, S2, S3, SFSpd. Rows 1-17 for driver Hugo HOMES.

(45) Paul SEAGRAVE

Table with 7 columns: Lap, Time of Day, Lap Tm, S1, S2, S3, SFSpd. Rows 1-17 for driver Paul SEAGRAVE.

(44) Jake McALEER

Table with 7 columns: Lap, Time of Day, Lap Tm, S1, S2, S3, SFSpd. Rows 1-15 for driver Jake McALEER.

Clerk of the Course.

Sig : Time : Chief Timekeeper : Ian Sharp (SMART Timing) Results available at www.mylaps.com and www.smart-timing.co.uk

Orbits





DDMC Battle of Britain Race Meeting


Sylatech Porsche Club with Pirelli

Croft 2.125 miles

Race 9 - 1st Race

27/08/2016 16:55

Race (25:00 Time) started at 16:32:01



Lap	Time of Day	Lap Tm	S1	S2	S3	SFSpd
16	16:58:09.891	1:36.990	29.692	39.702	27.596	88.767
17	16:59:47.565	1:37.674	29.951	39.549	28.174	85.162

(35) Talan SKEELS-PIGGINS

Lap	Time of Day	Lap Tm	S1	S2	S3	SFSpd
1	16:33:55.493	1:48.364	36.554	43.236	28.574	83.989
2	16:35:37.116	1:41.623	31.435	41.804	28.384	84.625
3	16:37:19.074	1:41.958	31.154	42.512	28.292	84.518
4	16:39:01.215	1:42.141	31.397	42.328	28.416	84.839
5	16:40:41.854	1:40.639	31.051	41.650	27.938	85.054
6	16:42:23.517	1:41.663	31.390	41.882	28.391	85.162
7	16:44:05.247	1:41.730	31.360	42.119	28.251	85.379
8	16:45:47.041	1:41.794	31.561	41.985	28.248	85.706
9	16:47:28.046	1:41.005	30.946	42.060	27.999	84.518
10	16:49:09.087	1:41.041	31.158	41.798	28.085	85.596
11	16:51:50.475	2:41.388	35.297	1:32.453	33.638	81.048
12	16:53:34.851	1:44.376	32.560	42.699	29.117	78.857
13	16:55:18.161	1:43.310	32.646	42.180	28.484	74.316
14	16:57:05.668	1:47.507	35.959	43.402	28.146	81.839
15	16:58:46.455	1:40.787	31.139	41.346	28.302	82.442

(5) Nathalie McGLOIN

Lap	Time of Day	Lap Tm	S1	S2	S3	SFSpd
1	16:33:52.366	1:45.750	35.633	43.025	27.092	95.731
2	16:35:30.829	1:38.463	29.823	41.463	27.177	95.595
3	16:37:10.626	1:39.797	30.342	41.795	27.660	96.281
4	16:38:53.644	1:43.018	30.442	44.558	28.018	96.143
5	16:42:08.995	3:15.351	32.487	45.868	1:56.996	
6	16:48:10.083	6:01.088	37.789	43.330	4:39.969	

Clerk of the Course.

Sig : Time :
Chief Timekeeper : Ian Sharp (SMART Timing)

Results available at www.mylaps.com and www.smart-timing.co.uk

Printed: 29/08/2016 18:44:09

Orbits





DDMC Battle of Britain Race Meeting

Lapchart


Sylatech Porsche Club with Pirelli

Croft 2.125 miles

Race 9 - 1st Race

27/08/2016 16:55

Race (25:00 Time) started at 16:32:01



Competitors	Laps																	
	0	1	2	3	4	5	6	7	8	9	10	11	12	13	14	15	16	17
Peter MORRIS (1)	1	1	1	1	1	1	1	1	1	1	1	1	1	47	47	47	47	47
Mark McALEER (14)	2	14	14	14	14	14	14	14	14	14	14	14	47	1	1	1	1	1
Kevin HARRISON (6)	3	6	6	6	6	6	6	6	6	6	47	47	14	14	14	14	14	14
Richard ELLIS (10)	4	10	47	47	47	47	47	47	47	6	6	6	6	6	6	6	6	6
Mike JOHNSON (47)	5	47	10	10	10	10	10	10	10	10	10	10	10	10	10	10	10	10
Chris DYER (9)	6	9	9	9	9	9	9	9	9	9	9	9	9	9	9	9	9	7
Michael PRICE (7)	7	7	7	7	7	7	7	7	7	7	7	7	7	7	7	7	9	7
Steve CHEETHAM (43)	8	43	4	4	4	4	4	43	43	43	43	43	43	43	43	43	43	43
Andy TOON (4)	9	4	24	24	43	43	43	43	4	4	4	4	4	4	4	4	4	4
Jake McALEER (44)	10	44	8	8	24	44	44	44	44	44	3	3	3	3	3	3	3	3
David BOTTERILL (8)	11	8	43	43	3	3	3	3	3	3	3	44	44	44	44	8	8	8
Paul SEAGRAVE (45)	12	45	44	44	44	8	8	8	8	8	8	8	8	8	44	44	44	44
Hugo HOMES (24)	13	24	45	3	8	24	24	24	24	24	24	24	24	24	24	24	24	24
Nathalie McGLOIN (5)	14	5	3	45	45	45	45	45	45	45	45	45	45	45	45	45	45	45
Ross MORRIS (3)	15	3	5	5	5	5	35	35	35	35	35	35	35	35	35	35	35	35
Talan SKEELS-PIGGINS (35)	16	35	35	35	35	35	5	5										

Margin of Victory	Avg. Speed	Best Lap Tm	Best Speed	Best Lap by
0.775	82.035	1:31.605	83.511	47 - Mike JOHNSON

Clerk of the Course. Orbits

Sig : Time :
 Chief Timekeeper : Ian Sharp (SMART Timing)
 Results available at www.mylaps.com and www.smart-timing.co.uk





Qualifying Results

Bulletin No. _____

DDMC Battle of Britain Race Meeting

Sorted on best lap time


Monoposto

Croft 2.125 miles

Practice

27/08/2016 17:30

Practice (15:00 Time) started at 17:04:50

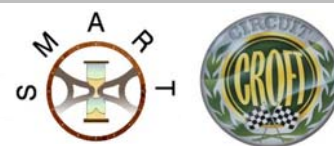


Pos	No.	Name	Make/Model	CC	Class	Laps	Best Tm	Diff	Best Speed	2nd Best
1	5	Russ GILES	Dallara F398	2000	MF3	10	1:22.511		92.715	1:22.683
2	89	James DREW-WILLIAMS	Lola	2000	MF3	10	1:22.935	0.424	92.241	1:23.324
3	26	Bryn TOOTALL	Van Diemen RF99	2000	M20	10	1:28.022	5.511	86.910	1:28.905
4	7	Geoff FERN	Van Diemen RF89	1600	M16	9	1:31.788	9.277	83.344	1:31.962
5	8	Tony COTTON	Dallara F300	1997	MF3	6	1:34.505	11.994	80.948	1:35.503
6	21	Ian HUGHES	Van Diemen RF88	2000	C20	2	1:44.088	21.577	73.496	

Clerk of the Course.

Orbits

Sig : Time :
 Chief Timekeeper : Ian Sharp (SMART Timing)
 Results available at www.mylaps.com and www.smart-timing.co.uk





Lap Times

Bulletin No. _____

DDMC Battle of Britain Race Meeting

Monoposto

Croft 2.125 miles

Practice

27/08/2016 17:30

Practice (15:00 Time) started at 17:04:50

Lap	Time of Day	Lap Tm	S1	S2	S3	SFSpd	Lap	Time of Day	Lap Tm	S1	S2	S3	SFSpd
(5) Russ GILES													
1	17:06:54.891			50.240	28.295	101.678							
2	17:08:28.618	1:33.727	29.245	38.841	25.641	103.402							
3	17:09:55.947	1:27.329	27.544	35.692	24.093	102.926							
4	17:11:20.909	1:24.962	26.555	34.465	23.942	103.882							
5	17:12:46.584	1:25.675	26.426	34.287	24.962	104.366							
6	17:14:13.735	1:27.151	29.408	34.470	23.273	103.882							
7	17:15:37.377	1:23.642	25.916	34.303	23.423	104.856							
8	17:17:00.060	1:22.683	25.697	33.773	23.213	105.020							
9	17:18:22.571	1:22.511	25.652	33.419	23.440	103.882							
10	17:19:46.324	1:23.753	26.158	33.929	23.666	103.561							
(89) James DREW-WILLIAMS													
1	17:06:40.172		46.525	25.849	102.142								
2	17:08:12.349	1:32.177	29.490	38.436	24.251	103.242							
3	17:09:39.982	1:27.633	27.904	36.080	23.649	103.402							
4	17:11:05.744	1:25.762	26.936	35.036	23.790	103.242							
5	17:12:30.476	1:24.732	26.629	34.351	23.752	103.721							
6	17:13:54.623	1:24.147	26.210	33.939	23.998	102.611							
7	17:15:18.467	1:23.844	26.109	34.234	23.501	104.366							
8	17:16:42.354	1:23.887	26.057	34.076	23.754	104.529							
9	17:18:05.678	1:23.324	26.259	33.608	23.457	104.692							
10	17:19:28.613	1:22.935	25.904	33.506	23.525	103.882							
(26) Bryn TOOTALL													
1	17:06:58.656		54.143	29.087	88.532								
2	17:08:46.020	1:47.364	32.927	45.161	29.276	88.416							
3	17:10:27.219	1:41.199	31.592	42.026	27.581	89.836							
4	17:12:03.423	1:36.204	30.243	39.779	26.182	94.785							
5	17:13:37.849	1:34.426	29.549	38.944	25.933	96.419							
6	17:15:10.248	1:32.399	28.395	38.196	25.808	98.254							
7	17:16:40.494	1:30.246	27.954	36.652	25.640	97.682							
8	17:18:10.109	1:29.615	28.267	36.133	25.215	96.281							
9	17:19:38.131	1:28.022	27.096	35.797	25.129	96.976							
10	17:21:07.036	1:28.905	27.284	36.340	25.281	96.976							
(7) Geoff FERN													
1	17:06:55.444		50.050	28.173	92.308								
2	17:08:30.699	1:35.255	30.337	39.238	25.680	94.518							
3	17:10:04.414	1:33.715	29.218	38.933	25.564	91.055							
4	17:11:37.066	1:32.652	29.562	37.925	25.165	92.562							
5	17:13:11.183	1:34.117	28.771	40.034	25.312	92.947							
6	17:14:43.145	1:31.962	28.777	37.668	25.517	93.076							
7	17:16:15.119	1:31.974	28.714	37.706	25.554	93.076							
8	17:17:46.907	1:31.788	28.500	38.047	25.241	92.947							
9	17:19:19.313	1:32.406	28.665	38.447	25.294	92.947							
(8) Tony COTTON													
1	17:12:44.175		44.042	27.492	95.188								
2	17:14:22.778	1:38.603	32.406	39.900	26.297	99.272							
3	17:16:00.105	1:37.327	31.082	40.515	25.730	101.371							
4	17:17:35.943	1:35.838	29.955	40.379	25.504	99.863							
5	17:19:11.446	1:35.503	30.400	39.756	25.347	99.863							
6	17:20:45.951	1:34.505	30.065	39.428	25.012	101.371							
(21) Ian HUGHES													
1	17:15:54.165		49.240	30.079	83.054								
2	17:17:38.253	1:44.088	34.041	43.551	26.496	91.179							

Clerk of the Course.

Orbits

Sig : Time :
Chief Timekeeper : Ian Sharp (SMART Timing)

Results available at www.mylaps.com and www.smart-timing.co.uk

Printed: 29/08/2016 17:59:38





Qualifying Results

Bulletin No. _____

DDMC Battle of Britain Race Meeting

Sorted on best lap time


Monoposto

Croft 2.125 miles

Qualifying 7

28/08/2016 12:00

Practice (15:00 Time) started at 12:00:35



Pos	No.	Name	Make/Model	CC	Class	Laps	Best Tm	Diff	Best Speed	2nd Best
1	5	Russ GILES	Dallara F398	2000	MF3	10	1:28.163		86.771	1:28.183
2	89	James DREW-WILLIAMS	Lola	2000	MF3	10	1:29.975	1.812	85.024	1:30.288
3	14	Mark SMITH	Dallara F395	2000	M20	9	1:33.727	5.564	81.620	1:34.071
4	21	Ian HUGHES	Van Diemen RF88	2000	C20	5	1:34.099	5.936	81.297	1:36.506
5	26	Bryn TOOTALL	Van Diemen RF99	2000	M20	8	1:37.794	9.631	78.226	1:39.217
6	7	Geoff FERN	Van Diemen RF89	1600	M16	9	1:40.075	11.912	76.443	1:40.565
7	83	Chris KITE	Dallara	2000	Inv	8	1:43.520	15.357	73.899	1:45.431
8	57	Eddie GUEST	Lola T640 FF	1600	M16	8	1:46.146	17.983	72.071	1:53.529
9	51	Len TURNER	Jedi Mk6	998	M10	8	1:53.039	24.876	67.676	1:53.840

Announcements

Car No.26 - Selected lap times disallowed - Exceeding track limits.

Clerk of the Course.

Sig : Time :

Chief Timekeeper : Ian Sharp (SMART Timing)

Results available at www.mylaps.com and www.smart-timing.co.uk

Printed: 29/08/2016 18:00:17

Orbits





Lap Times

Bulletin No. _____

DDMC Battle of Britain Race Meeting


Monoposto

Croft 2.125 miles

Qualifying 7

28/08/2016 12:00

Practice (15:00 Time) started at 12:00:35



Lap	Time of Day	Lap Tm	S1	S2	S3	SFSpd
(5) Russ GILES						
1	12:02:25.110			45.507	28.754	98.543
2	12:04:02.870	1:37.760	31.237	40.125	26.398	100.611
3	12:05:40.226	1:37.356	29.687	40.858	26.811	102.298
4	12:07:13.442	1:33.216	29.371	38.128	25.717	101.524
5	12:08:45.084	1:31.642	27.919	38.256	25.467	101.066
6	12:10:16.701	1:31.617	27.998	38.249	25.370	101.066
7	12:11:46.233	1:29.532	27.572	36.802	25.158	101.987
8	12:13:14.396	1:28.163	27.381	36.170	24.612	103.402
9	12:14:43.268	1:28.872	27.384	36.489	24.999	103.242
10	12:16:11.451	1:28.183	27.364	36.215	24.604	102.926

(89) James DREW-WILLIAMS						
1	12:02:16.327			44.084	27.931	98.833
2	12:03:52.956	1:36.629	30.698	39.122	26.809	100.011
3	12:05:28.336	1:35.380	29.901	38.782	26.697	100.460
4	12:07:00.791	1:32.455	29.515	37.534	25.406	100.161
5	12:08:34.954	1:34.163	31.153	37.708	25.302	101.218
6	12:10:06.636	1:31.682	29.613	36.466	25.603	100.611
7	12:11:37.648	1:31.012	28.514	37.099	25.399	100.762
8	12:13:09.122	1:31.474	28.654	36.732	26.088	102.142
9	12:14:39.097	1:29.975	28.399	36.578	24.998	101.832
10	12:16:09.385	1:30.288	28.224	36.455	25.609	102.768

(14) Mark SMITH						
1	12:02:42.724			53.313	32.699	83.675
2	12:04:41.056	1:58.332	38.565	49.572	30.195	96.976
3	12:06:30.094	1:49.038	33.768	45.958	29.312	97.682
4	12:08:15.585	1:45.491	32.859	44.758	27.874	98.979
5	12:09:55.780	1:40.195	30.801	42.262	27.132	98.398
6	12:11:32.176	1:36.396	29.355	40.664	26.377	101.066
7	12:13:10.291	1:38.115	29.825	40.410	27.880	101.066
8	12:14:44.362	1:34.071	28.744	39.021	26.306	101.678
9	12:16:18.089	1:33.727	28.927	39.020	25.780	101.066

(21) Ian HUGHES						
1	12:02:21.623			45.652	27.836	94.252
2	12:04:02.013	1:40.390	31.407	42.018	26.965	94.385
3	12:05:39.751	1:37.738	30.222	40.768	26.748	96.281
4	12:07:16.257	1:36.506	30.701	39.213	26.592	94.120
5	12:08:50.356	1:34.099	28.869	38.788	26.442	95.868

(26) Bryn TOOTALL						
1	12:02:31.638			46.563	29.331	91.055
2	12:04:15.343	1:43.705	31.949	43.002	28.754	92.947
3	12:05:55.624	1:40.281	30.761	41.934	27.586	96.976
4	12:07:35.579	1:39.955	30.285	41.744	27.926	94.518
5	12:09:14.796	1:39.217	29.810	41.645	27.762	95.595
6	12:10:52.143	1:37.347	30.053	40.641	26.653	96.419
7	12:12:29.937	1:37.794	29.892	40.798	27.104	96.976
8	12:14:12.146	1:42.209	29.434	45.127	27.648	93.726

(7) Geoff FERN						
1	12:02:23.405			47.524	29.808	89.002
2	12:04:11.284	1:47.879	33.209	45.831	28.839	88.299
3	12:05:56.513	1:45.229	32.687	43.914	28.628	92.308
4	12:07:40.341	1:43.828	31.812	44.179	27.837	91.179
5	12:09:22.607	1:42.266	31.819	42.561	27.886	91.303
6	12:11:02.682	1:40.075	30.930	41.995	27.150	91.303
7	12:12:43.247	1:40.565	30.717	42.638	27.210	91.677
8	12:14:24.242	1:40.995	31.175	42.952	26.868	91.552
9	12:16:06.184	1:41.942	30.544	43.716	27.682	91.677

(83) Chris KITE						
1	12:03:00.387			59.056	34.624	94.385

Clerk of the Course.

Sig : Time :
Chief Timekeeper : Ian Sharp (SMART Timing)

Results available at www.mylaps.com and www.smart-timing.co.uk

Printed: 29/08/2016 18:00:52

Orbits





Grid Sheet

Bulletin No. _____

DDMC Battle of Britain Race Meeting

Monoposto

Croft 2.125 miles

Race 12 - 1st Race

28/08/2016 14:05

Race (15:00 Time) started at 14:03:40

POLE POSITION

2
89 James DREW-WILLIAMS
1:29.975

1
5 Russ GILES
1:28.163

4
21 Ian HUGHES
1:34.099

3
14 Mark SMITH
1:33.727

6
7 Geoff FERN
1:40.075

5
26 Bryn TOOTALL
1:37.794

8
57 Eddie GUEST
1:46.146

7
83 Chris KITE
1:43.520

9
51 Len TURNER
1:53.039

1

2

3

4

5

Clerk of the Course.

Sig : Time :

Chief Timekeeper : Ian Sharp (SMART Timing)

Results available at www.mylaps.com and www.smart-timing.co.uk

Printed: 29/08/2016 18:01:48

Orbits





Qualifying Results

Bulletin No. _____

DDMC Battle of Britain Race Meeting

Sorted on best lap time

Battle of Britain Trophy

Croft 2.125 miles

Qualifying 8

28/08/2016 12:20

Practice started at 12:19:38

Pos	No.	Name	Make/Model	CC	Class	Laps	Best Tm	Diff	Best Speed	2nd Best
1	44	Mike CUTT	BMW M3	3200	A1	7	1:37.083		78.799	1:38.869
2	00	Andy ROBINSON	Ford Falcon	7000	A1	7	1:37.197	0.114	78.706	1:38.440
3	97	Andy WILSON	Holden Monaro	7200	A1	7	1:37.888	0.805	78.151	1:38.845
4	80	Finlay CROCKER	Honda Civic TCR	2000	B1	7	1:39.391	2.308	76.969	1:39.688
5	74	Barry SMITH	Caterham 7	2300	A1	8	1:39.399	2.316	76.963	1:39.774
6	1	Kirk ARMITAGE	BMW M3	3200	B1	6	1:40.957	3.874	75.775	1:40.959
7	47	Matthew KIRKBY	Caterham C400	2000	E1	5	1:41.511	4.428	75.361	1:43.192
8	12	Scott HUBEL	Peugeot 205 T16	2000	A2	8	1:41.535	4.452	75.343	1:41.700
9	31	Gary BOWERS	BMW E46	2500	B2	8	1:41.699	4.616	75.222	1:44.179
10	189	William ROBSON	Ford Focus RS	2500	B1	5	1:44.327	7.244	73.327	1:46.373
11	63	Graham ROBERTSON	BMW E46 M3	3200	A2	4	1:49.879	12.796	69.622	2:00.710
12	9	Peter HOUSE	VW Beetle	3200	D	8	1:50.348	13.265	69.326	1:51.894
13	33	Simon BAKER	Ford Fiesta	1600	D	8	1:51.482	14.399	68.621	1:51.545
14	52	Ron HARPER	Triumph Spitfire	1997	A2	5	1:51.859	14.776	68.390	1:52.253
15	46	Ian HUMPIHSH	Ford Focus	2300	B2	6	1:53.191	16.108	67.585	1:55.043
16	71	Sean FOLEY	BMW	3200	B2	7	1:54.549	17.466	66.784	1:55.195
17	85	Clive COOKSEY	Ford Fiesta	1600	D	8	1:57.938	20.855	64.865	1:59.463
18	25	Bob CLAXTON	VW Golf Mk5	2000	A1	8	2:00.907	23.824	63.272	2:02.255
19	99	David BREWIS	Suzuki SC100	1475	A2	5	2:01.965	24.882	62.723	2:04.449

Clerk of the Course.

Orbits

Sig : Time :
 Chief Timekeeper : Ian Sharp (SMART Timing)
 Results available at www.mylaps.com and www.smart-timing.co.uk



Printed: 29/08/2016 17:45:55



Lap Times

Bulletin No. _____

DDMC Battle of Britain Race Meeting


Battle of Britain Trophy

Croft 2.125 miles

Qualifying 8

28/08/2016 12:20

Practice started at 12:19:38



Lap	Time of Day	Lap Tm	S1	S2	S3	SFSpd
2	12:26:49.424	1:54.549	34.900	47.603	32.046	84.625
3	12:28:46.976	1:57.552	35.921	48.983	32.648	83.989
4	12:30:45.272	1:58.296	35.875	49.789	32.632	83.675
5	12:32:43.889	1:58.617	36.316	49.829	32.472	85.596
6	12:34:40.017	1:56.128	35.684	48.132	32.312	84.946
7	12:36:35.212	1:55.195	35.474	47.416	32.305	85.270

(85) Clive COOKSEY

1	12:21:50.390			53.244	32.081	86.927
2	12:24:07.005	2:16.615	55.146	50.725	30.744	86.368
3	12:26:04.943	1:57.938	37.745	49.764	30.429	86.702
4	12:28:04.515	1:59.572	37.048	51.276	31.248	85.706
5	12:30:09.825	2:05.310	36.515	55.824	32.971	87.380
6	12:32:13.520	2:03.695	37.894	53.340	32.461	86.590
7	12:34:16.006	2:02.486	36.698	53.508	32.280	80.465
8	12:36:15.469	1:59.463	36.733	51.541	31.189	87.837

(25) Bob CLAXTON

1	12:22:06.750			53.327	32.961	78.397
2	12:24:09.005	2:02.255	40.110	50.817	31.328	80.465
3	12:26:24.626	2:15.621	54.421	49.986	31.214	78.672
4	12:28:27.697	2:03.071	38.381	52.469	32.221	80.465
5	12:30:28.604	2:00.907	38.074	51.629	31.204	79.890
6	12:32:30.945	2:02.341	37.041	53.236	32.064	80.465
7	12:34:33.524	2:02.579	38.324	52.446	31.809	82.139
8	12:37:11.514	2:37.990	37.255	51.923	1:08.812	78.857

(99) David BREWIS

1	12:21:46.180			55.858	36.340	75.572
2	12:23:48.145	2:01.965	37.566	52.176	32.223	79.511
3	12:25:52.594	2:04.449	37.195	52.626	34.628	78.950
4	12:27:57.892	2:05.298	38.754	53.010	33.534	80.368
5	12:30:44.812	2:46.920	39.705	54.671	1:12.544	

Clerk of the Course.

Sig : Time :
 Chief Timekeeper : Ian Sharp (SMART Timing)
 Results available at www.mylaps.com and www.smart-timing.co.uk

Orbits





Grid Sheet

Bulletin No. _____

DDMC Battle of Britain Race Meeting

Battle of Britain Trophy

Croft 2.125 miles

Race 131- 1st Race

28/08/2016 14:30

Race (15:00 Time) started at 14:30:27

POLE POSITION

2

00 Andy ROBINSON
1:37.197

1

44 Mike CUTT
1:37.083

1

4

80 Finlay CROCKER
1:39.391

3

97 Andy WILSON
1:37.888

2

6

1 Kirk ARMITAGE
1:40.957

5

74 Barry SMITH
1:39.399

3

8

12 Scott HUBEL
1:41.535

7

47 Matthew KIRKBY
1:41.511

4

10

189 William ROBSON
1:44.327

9

31 Gary BOWERS
1:41.699

5

12

9 Peter HOUSE
1:50.348

11

63 Graham ROBERTSON
1:49.879

6

14

52 Ron HARPER
1:51.859

13

33 Simon BAKER
1:51.482

7

16

71 Sean FOLEY
1:54.549

15

46 Ian HUMPISH
1:53.191

8

18

25 Bob CLAXTON
2:00.907

17

85 Clive COOKSEY
1:57.938

9

19

99 David BREWIS
2:01.965

10

Clerk of the Course.

Orbits

Sig : Time :

Chief Timekeeper : Ian Sharp (SMART Timing)

Results available at www.mylaps.com and www.smart-timing.co.uk





www.nemcrc.co.uk

Qualifying Results

Bulletin No. _____

DDMC Battle of Britain Race Meeting

Sorted on best lap time

NEMCRC Sidecars

Croft 2.125 miles

Warm Up 2

28/08/2016 12:45

Practice (10:00 Time) started at 12:42:26

Pos	No.	Name	Make/Model	CC	Class	Laps	Best Tm	Diff	Best Speed	Avg. Speed
1	72	P FOUNDS / J WALMSLEY	LCR Suzuki	600	SC	6	1:48.861		70.273	67.076
2	99	S RAMSDEN / M RAMSDEN	LCR Honda	600	SC	6	1:49.025	0.164	70.167	67.240
3	111	D NICHOLLS / B AVISON	LCR Suzuki	600	SC	3	1:49.149	0.288	70.088	64.969
4	95	L BLACKSTOCK / P ROSNEY	LCR Suzuki	600	SC	2	1:51.996	3.135	68.306	61.437
5	8	D WALLIS / G STAINTON	LCR Suzuki	600	SC	5	1:52.138	3.277	68.220	64.674
6	41	P RILEY / S PARKER	MRE	600	SC	5	1:53.204	4.343	67.577	64.028
7	37	C MORPHET / P HALLIBURTON	LCR Suzuki	600	SC	1	2:21.027	32.166	54.245	33.625
8	16	G GIBSON / D GIBSON	Sherbourne Suzuki	600	SC				-	-

Clerk of the Course.

Sig : Time :

Chief Timekeeper : Ian Sharp (SMART Timing)

Results available at www.mylaps.com and www.smart-timing.co.uk

Printed: 29/08/2016 18:14:10

Orbits





www.nemcrc.co.uk

Lap Times

Bulletin No. _____

DDMC Battle of Britain Race Meeting


NEMCRC Sidecars

Croft 2.125 miles

Warm Up 2

28/08/2016 12:45

Practice (10:00 Time) started at 12:42:26



Lap	Time of Day	Lap Tm	S1	S2	S3	SFSpd
(72) P FOUNDS / J WALMSLEY						
1	12:44:39.709	1:58.710	37.124	49.651	31.935	90.320
2	12:46:32.696	1:52.987	34.766	47.427	30.794	94.120
3	12:48:23.054	1:50.358	33.788	46.135	30.435	96.836
4	12:50:11.915	1:48.861	33.266	45.221	30.374	97.824
5	12:52:01.479	1:49.564	33.118	46.242	30.204	92.562
6	12:53:50.727	1:49.248	32.729	45.611	30.908	91.928

(99) S RAMSDEN / M RAMSDEN						
1	12:44:39.408	1:54.814	34.342	49.513	30.959	95.868
2	12:46:29.664	1:50.256	34.265	46.499	29.492	97.824
3	12:48:20.749	1:51.085	34.433	47.260	29.392	95.188
4	12:50:10.973	1:50.224	34.111	46.005	30.108	96.836
5	12:51:59.998	1:49.025	33.839	46.210	28.976	95.868
6	12:53:49.053	1:49.055	33.712	45.749	29.594	97.824

(111) D NICHOLLS / B AVISON						
1	12:44:39.509	1:51.498	35.246	45.823	30.429	95.459
2	12:46:28.658	1:49.149	33.758	45.716	29.675	93.595
3	12:48:19.675	1:51.017	34.287	46.535	30.195	91.677

(95) L BLACKSTOCK / P ROSNEY						
1	12:44:37.518	1:51.996	33.896	48.718	29.382	100.161
2	12:46:35.461	1:57.943	32.160	43.447	42.336	

(8) D WALLIS / G STANTON						
1	12:44:45.353	2:00.194	37.943	50.317	31.934	94.385
2	12:46:38.455	1:53.102	34.631	47.996	30.475	94.651
3	12:48:32.437	1:53.982	34.968	48.510	30.504	95.595
4	12:50:25.719	1:53.282	34.885	48.063	30.334	94.919
5	12:52:17.857	1:52.138	34.420	47.540	30.178	95.459

(41) P RILEY / S PARKER						
1	12:44:45.821	2:00.157	38.772	49.863	31.522	93.076
2	12:46:41.825	1:56.004	36.182	48.629	31.193	92.562
3	12:48:36.495	1:54.670	35.110	48.070	31.490	90.809
4	12:50:30.617	1:54.122	35.712	47.460	30.950	91.179
5	12:52:23.821	1:53.204	34.682	46.954	31.568	90.686

(37) C MORPHET / P HALLIBURTON						
1	12:46:13.933	2:21.027	37.099	58.574	45.354	

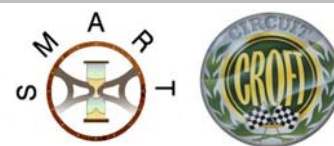
Clerk of the Course.

Sig : Time :
Chief Timekeeper : Ian Sharp (SMART Timing)

Results available at www.mylaps.com and www.smart-timing.co.uk

Printed: 29/08/2016 18:14:23

Orbits





Race Results

Bulletin No. _____

DDMC Battle of Britain Race Meeting

Sorted on Laps

Northern Saloons & Sportscars (Classes A & E)

Croft 2.125 miles

Race 10 - 2nd Race

28/08/2016 13:05

Race (15:00 and 1 Laps) started at 13:04:57

Pos	No.	Name	Make/Model	CC	Class	Laps	Total Tm	Diff	Best Tm	In Lap	2nd Best
1	79	Paul BRYDON	BMW M3	3200T	A1	11	18:01.328		1:35.570	3	1:35.664
2	44	Mike CUTT	BMW M3	3200	A1	11	18:12.156	10.828	1:38.242	7	1:38.470
3	80	Finlay CROCKER	Honda Civic TCR	2000	B1	11	18:13.428	12.100	1:35.966	2	1:36.348
4	54	Andrew MORRISON	Seat Leon Cup	1984	A1	11	18:21.470	20.142	1:36.295	3	1:36.717
5	97	Andy WILSON	Holden Monaro	7200	A1	11	18:34.911	33.583	1:38.525	3	1:39.183
6	18	Andy ROBINSON	Ford Falcon	7000	A1	11	18:46.767	45.439	1:40.580	2	1:40.818
7	12	Scott HUBEL	Peugeot 205 T16	2000	A2	11	19:41.564	1:40.236	1:44.901	9	1:45.142
8	189	William ROBSON	Ford Focus RS	2500	B1	10	18:10.945	1 Lap	1:44.948	9	1:45.334
9	69	Thomson McINTYRE	Subaru Impreza	2000	B1	10	18:13.519	1 Lap	1:46.919	6	1:47.392
10	28	Scott TOLLAN	Escort Cosworth	2000	A1	10	18:43.044	1 Lap	1:49.400	10	1:49.517
11	22	Simon MAYNE	AB Performance Arion S2	999	E2	10	18:51.256	1 Lap	1:49.431	9	1:50.815
12	47	Matthew KIRKBY	Caterham C400	2000	E1	10	18:59.557	1 Lap	1:50.285	10	1:51.717
13	7	Alan McPHERSON	Peugeot 206	1998	A2	10	19:23.856	1 Lap	1:49.563	7	1:50.661
14	23	Brian MELDRUM	Seat Leon Sport	2000	B1	10	19:31.495	1 Lap	1:53.377	10	1:54.217
15	77	Mark LEYBOURNE	Westfield FW	999	E2	10	19:32.567	1 Lap	1:52.110	8	1:52.816
16	5	Neil FINNIGHAN	Caterham R400	1999	A2	10	19:32.592	1 Lap	1:52.899	8	1:52.962
17	63	Graham ROBERTSON	BMW E46 M3	3200	A2	9	18:20.546	2 Laps	1:55.523	8	1:57.396
18	82	Doug WEAL	Lotus Elan	1000	A2	9	18:40.348	2 Laps	1:56.761	6	1:57.665
19	99	David BREWIS	Suzuki SC100	1475	A2	9	19:04.482	2 Laps	2:02.348	3	2:03.026
20	91	Stuart CARR	Caterham CSR	2300	E1	9	19:08.849	2 Laps	2:00.119	1	2:06.194
21	64	Stephen BESSANT	Locost	1300	E1	8	18:24.232	3 Laps	2:07.526	7	2:14.146

Not classified (80% = 8 Laps)

DNF	76	Colin SIMPSON	Marcos Mantis	4600	A1	9	15:57.851	DNF	1:41.887	8	1:42.261
DNF	52	Jack HARPER	Triumph Spitfire	1997	A2	4	10:06.976	DNF	2:03.533	2	2:17.190
DNF	74	Barry SMITH	Caterham 7	2300	E1		11.881	DNF		0	
DNS	20	Alistair HARBOTTLE	Chevrolet Corvette	6300	A1			DNS		0	
DNS	144	Alistair McMILLAN	Ultima GTR	3000	A1			DNS		0	

Announcements

Black and White flag - Car No's 54, 69 & 80

Car No's 54 & 80 - Racetime includes 5 second time penalty - Exceeding track limits.

Margin of Victory	Avg. Speed	Best Lap Tm	Best Speed	Best Lap by
10.828	77.821	1:35.570	80.046	79 - Paul BRYDON

Clerk of the Course.

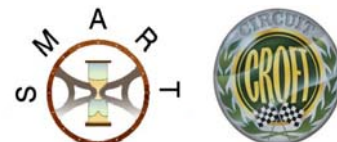
Orbits

Sig : Time :

Chief Timekeeper : Ian Sharp (SMART Timing)

Results available at www.mylaps.com and www.smart-timing.co.uk

Printed: 29/08/2016 18:33:58





Lap Times

Bulletin No. _____

DDMC Battle of Britain Race Meeting

Northern Saloons & Sportscars (Classes A & E)

Croft 2.125 miles

Race 10 - 2nd Race

28/08/2016 13:05

Race (15:00 and 1 Laps) started at 13:04:57

Lap	Time of Day	Lap Tm	S1	S2	S3	SFSpd	Lap	Time of Day	Lap Tm	S1	S2	S3	SFSpd
(52) Jack HARPER													
1	13:10:43.145	2:17.190	50.552	54.743	31.895	85.706							
2	13:12:46.678	2:03.533	37.907	53.427	32.199	85.596							
3	13:15:04.840	2:18.162	38.009	54.505	45.648								

Clerk of the Course.

Orbits

Sig : Time :
Chief Timekeeper : Ian Sharp (SMART Timing)

Results available at www.mylaps.com and www.smart-timing.co.uk

Printed: 29/08/2016 18:34:10





Race Results

Bulletin No. _____

DDMC Battle of Britain Race Meeting

Lapchart


Northern Saloons & Sportscars (Classes A & E)

Croft 2.125 miles

Race 10 - 2nd Race

28/08/2016 13:05

Race (15:00 and 1 Laps) started at 13:04:57



Competitors	Laps											
	0	1	2	3	4	5	6	7	8	9	10	11
Paul BRYDON (79)	1	79	79	79	79	79	79	79	79	79	79	79
Mike CUTT (44)	2	44	44	44	44	80	80	80	80	80	80	80
Colin SIMPSON (76)	3	76	18	80	80	44	44	44	44	44	44	44
Finlay CROCKER (80)	4	80	80	54	54	54	54	54	54	54	54	54
Andrew MORRISON (54)	5	54	54	18	18	97	97	97	97	97	97	97
Andy WILSON (97)	6	97	76	97	97	18	18	18	18	18	18	18
Andy ROBINSON (18)	7	18	97	76	76	76	76	76	76	76	12	12
Matthew KIRKBY (47)	8	47	69	69	12	12	12	12	12	12	12	189
Simon MAYNE (22)	9	22	12	12	69	69	69	69	189	189	69	
Mark LEYBOURNE (77)	10	77	22	22	189	189	189	189	69	69	28	
Stuart CARR (91)	11	91	189	189	22	22	22	28	28	28	22	
Thomson McINTYRE (69)	12	69	47	47	28	28	28	28	22	22	22	47
Scott HUBEL (12)	13	12	91	28	47	47	47	47	47	47	47	7
David BREWIS (99)	14	99	5	5	5	23	23	23	23	23	7	23
Neil FINNIGHAN (5)	15	5	28	23	23	5	5	5	7	7	23	77
William ROBSON (189)	16	189	77	77	77	77	7	7	5	5	5	5
Alan McPHERSON (7)	17	7	99	91	7	7	77	77	77	77	77	77
Graham ROBERTSON (63)	18	63	7	99	99	63	63	63	63	63	63	63
Scott TOLLAN (28)	19	28	23	7	63	99	99	99	99	82	82	
Brian MELDRUM (23)	20	23	63	63	91	91	91	82	82	99	99	
Doug WEAL (82)	21	82	82	82	82	82	82	91	91	91	91	
Stephen BESSANT (64)	22	64	64	64	64	64	64	64	64	64		
Barry SMITH (74)	23	74	52	52	52							
Jack HARPER (52)	24	52										
-	25											
-	26											

Margin of Victory	Avg. Speed	Best Lap Tm	Best Speed	Best Lap by
10.828	77.821	1:35.570	80.046	79 - Paul BRYDON

Clerk of the Course.

Orbits

Sig : Time :
Chief Timekeeper : Ian Sharp (SMART Timing)

Results available at www.mylaps.com and www.smart-timing.co.uk

Printed: 29/08/2016 18:34:25





Race Results

Bulletin No. _____

DDMC Battle of Britain Race Meeting

Sorted on Laps

SMRC Sports & Saloons

Croft 2.125 miles

Race 2

28/08/2016 13:27

Race

Pos	No.	Name	Make/Model	CC	Class	Laps	Total Tm	Diff	Best Tm	In Lap	2nd Best
1	79	Paul BRYDON	BMW M3	3200T	A2	11	18:01.328		1:35.570	0	
2	80	Finlay CROCKER	Honda Civic TCR	2000	A2	11	18:13.428	12.100	1:35.966	0	
3	54	Andrew MORRISON	Seat Leon Cup	1984	A2	11	18:21.470	20.142	1:36.295	0	
4	89	William ROBSON	Ford Focus RS	2500	B1	10	18:10.945	1 Lap	1:44.948	0	
5	69	Thomson McINTYRE	Subaru Impreza	2000	B1	10	18:13.519	1 Lap	1:46.919	0	
6	28	Scott TOLLAN	Escort Cosworth	2000	A1	10	18:43.044	1 Lap	1:49.400	0	
7	23	Brian MELDRUM	Seat Leon Sport	2000	B1	10	19:31.495	1 Lap	1:53.377	0	
8	63	Graham ROBERTSON	BMW E46 M3	3200	A2	9	18:20.546	2 Laps	1:55.523	0	
Not classified											
DNF	76	Colin SIMPSON	Marcos Mantis	4600	A2	9	15:57.851	DNF	1:41.887	0	
DNS	44	Alistair McMILLAN	Ultima GTR	3000	A2			DNS		0	

Margin of Victory	Avg. Speed	Best Lap Tm	Best Speed	Best Lap by
12.100	77.821	1:35.570	80.046	79 - Paul BRYDON

Clerk of the Course.

Orbits

Sig : Time :
Chief Timekeeper : Ian Sharp (SMART Timing)

Results available at www.mylaps.com and www.smart-timing.co.uk

Printed: 29/08/2016 18:37:45





Race Results

Bulletin No. _____

DDMC Battle of Britain Race Meeting

Sorted on Laps

Northern Saloons & Sportscars (Classes B, C, D & H)

Croft 2.125 miles

Race 11 - 2nd Race

28/08/2016 13:35

Race (15:00 and 1 Laps) started at 13:34:08

Pos	No.	Name	Make/Model	CC	Class	Laps	Total Tm	Diff	Best Tm	In Lap	2nd Best
1	1	Kirk ARMITAGE	BMW M3	3200	B1	11	18:06.620		1:36.016	4	1:36.698
2	89	Stephen KELL	Ford Sierra XR4x4	1993T	B1	11	18:54.504	47.884	1:39.677	9	1:40.587
3	88	Martin WHITEHOUSE	BMW 328	2800	B2	11	18:56.010	49.390	1:40.255	10	1:40.488
4	156	Alan THOMPSON	BMW 328	2800	B2	11	18:56.860	50.240	1:40.145	10	1:40.352
5	15	David COX	Peugeot 205 GTi	2000	C	11	19:02.868	56.248	1:40.412	10	1:41.259
6	83	Lee UNDERWOOD	Honda Civic	1998	C	11	19:21.546	1:14.926	1:40.780	9	1:41.422
7	31	Gary BOWERS	BMW E46	2500	B2	11	19:31.719	1:25.099	1:40.571	8	1:41.257
8	71	Sean FOLEY	BMW	2800	B2	11	19:32.128	1:25.508	1:42.048	10	1:42.481
9	85	Clive COOKSEY	Ford Fiesta	1600	D	11	19:39.497	1:32.877	1:43.015	7	1:43.651
10	30	Paul LIGHTBURN	BMW E36	2800	B2	11	19:40.096	1:33.476	1:42.604	11	1:43.250
11	33	Simon BAKER	Ford Fiesta	1600	D	11	19:42.198	1:35.578	1:43.468	10	1:43.970
12	373	Nick SANDERSON	Seat Leon	1800	C	10	18:05.019	1 Lap	1:43.923	8	1:44.561
13	98	Steve LLOYD	Mazda MX5	1800T	B1	10	18:45.381	1 Lap	1:43.128	9	1:44.429
14	62	David HEWITSON	Toyota Supra	2996	B1	9	18:07.630	2 Laps	1:53.776	7	1:55.301

Not classified

DNF	332	Ken LARK	VW Corrado	2980	B1	5	9:02.286	DNF	1:42.160	4	1:44.232
DNF	8	Dave BOTTERILL	Porsche 944	3000	B1	2	3:53.650	DNF	1:52.802	2	1:57.455
DNF	46	Ian HUMPIHSH	Ford Focus	2300	B2	1	2:20.864	DNF	2:15.226	1	
DNF	14	Louise CLAXTON	Peugeot Rally 106	1600	D		6.914	DNF		0	
DNS	36	Clinton EWEN	Austin Mini Cooper S	1400	H			DNS		0	
DNS	92	Andy WILSON	Ford Escort RS	2000	H			DNS		0	
DNS	3	Martin LOFTHOUSE	Triumph TR7	5200	H			DNS		0	
DNS	68	Stephen CRAGGS	Ford Fiesta	2000	C			DNS		0	

Announcements

Car No's 1, 71 & 83 - Racetime includes 5 second time penalty - Exceeding track limits.

Car No.83 - Racetime includes 10 second cumulative time penalty - Exceeding track limits.

Margin of Victory	Avg. Speed	Best Lap Tm	Best Speed	Best Lap by
47.884	77.442	1:36.016	79.674	1 - Kirk ARMITAGE

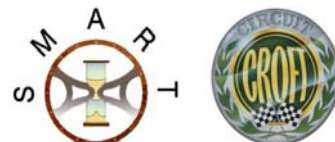
Clerk of the Course.

Orbits

Sig : Time :
Chief Timekeeper : Ian Sharp (SMART Timing)

Results available at www.mylaps.com and www.smart-timing.co.uk

Printed: 29/08/2016 18:36:33





Lap Times

Bulletin No. _____

DDMC Battle of Britain Race Meeting

Northern Saloons & Sportscars (Classes B, C, D & H)

Croft 2.125 miles

Race 11 - 2nd Race

28/08/2016 13:35

Race (15:00 and 1 Laps) started at 13:34:08

Lap	Time of Day	Lap Tm	S1	S2	S3	SFSpd
1	13:36:10.881	1:56.552	39.687	45.805	31.060	79.230
2	13:38:03.955	1:53.074	34.619	46.090	32.365	80.368
3	13:39:53.649	1:49.694	33.943	44.394	31.357	78.397
4	13:41:39.807	1:46.158	33.127	42.928	30.103	80.081
5	13:43:24.851	1:45.044	32.646	42.562	29.836	80.081
6	13:45:09.910	1:45.059	32.365	42.228	30.466	79.230
7	13:46:54.815	1:44.905	32.005	42.423	30.477	80.081
8	13:48:39.102	1:44.287	31.712	42.747	29.828	79.985
9	13:50:23.732	1:44.630	31.987	42.612	30.031	79.417
10	13:52:07.200	1:43.468	31.933	41.885	29.650	80.853
11	13:53:51.170	1:43.970	31.925	42.577	29.468	75.742

Lap	Time of Day	Lap Tm	S1	S2	S3	SFSpd
-----	-------------	--------	----	----	----	-------

(373) Nick SANDERSON

1	13:36:12.199	1:57.031	39.111	46.836	31.084	84.839
2	13:38:03.797	1:51.598	34.089	45.698	31.811	87.380
3	13:39:52.632	1:48.835	33.235	44.554	31.046	88.183
4	13:41:38.358	1:45.726	33.016	43.112	29.598	86.590
5	13:43:23.559	1:45.201	32.412	43.125	29.664	85.925
6	13:45:08.120	1:44.561	32.414	42.832	29.315	86.814
7	13:46:53.790	1:45.670	32.168	42.737	30.765	84.306
8	13:48:37.713	1:43.923	31.885	42.768	29.270	86.146
9	13:50:26.323	1:48.610	32.287	43.009	33.314	79.700
10	13:52:13.991	1:47.668	32.912	45.044	29.712	85.925

(98) Steve LLOYD

1	13:36:26.110	2:09.147	41.487	51.610	36.050	93.335
2	13:38:24.728	1:58.618	36.887	49.933	31.798	89.120
3	13:40:21.668	1:56.940	36.603	49.079	31.258	90.198
4	13:42:13.243	1:51.575	35.219	46.215	30.141	94.252
5	13:44:05.099	1:51.856	34.410	47.546	29.900	93.595
6	13:45:52.406	1:47.307	33.093	44.770	29.444	95.731
7	13:47:41.522	1:49.116	34.097	45.408	29.611	94.385
8	13:49:26.796	1:45.274	32.242	43.844	29.188	95.323
9	13:51:09.924	1:43.128	31.159	43.075	28.894	95.731
10	13:52:54.353	1:44.429	31.238	44.421	28.770	98.111

(62) David HEWITSON

1	13:36:25.852	2:10.405	42.524	51.602	36.279	85.487
2	13:38:30.197	2:04.345	39.038	51.194	34.113	86.146
3	13:40:29.652	1:59.455	37.075	49.524	32.856	85.925
4	13:42:30.233	2:00.581	37.833	50.396	32.352	84.839
5	13:44:28.734	1:58.501	36.125	49.500	32.876	85.706
6	13:46:24.035	1:55.301	34.721	47.793	32.787	87.837
7	13:48:17.811	1:53.776	35.563	46.906	31.307	83.157
8	13:50:14.650	1:56.839	36.181	48.379	32.279	86.927
9	13:52:16.602	2:01.952	37.997	50.293	33.662	84.946

(332) Ken LARK

1	13:36:03.426	1:50.173	37.609	43.850	28.714	93.857
2	13:37:48.990	1:45.564	32.288	44.321	28.955	93.465
3	13:39:33.222	1:44.232	32.186	43.387	28.659	93.595
4	13:41:15.382	1:42.160	30.786	42.577	28.797	93.857
5	13:43:11.258	1:55.876	31.385	42.469	42.022	

(8) Dave BOTTERILL

1	13:36:09.820	1:57.455	39.610	47.199	30.646	90.442
2	13:38:02.622	1:52.802	33.995	46.238	32.569	50.118

(46) Ian HUMPISH

1	13:36:29.836	2:15.226	41.877	47.884	45.465	
---	--------------	-----------------	--------	---------------	---------------	--

Clerk of the Course.

Sig : Time :
Chief Timekeeper : Ian Sharp (SMART Timing)

Results available at www.mylaps.com and www.smart-timing.co.uk

Printed: 29/08/2016 18:36:44

Orbits





Race Results

Bulletin No. _____

DDMC Battle of Britain Race Meeting

Lapchart


Northern Saloons & Sportscars (Classes B, C, D & H)

Croft 2.125 miles

Race 11 - 2nd Race

28/08/2016 13:35

Race (15:00 and 1 Laps) started at 13:34:08



Competitors	Laps											
	0	1	2	3	4	5	6	7	8	9	10	11
Kirk ARMITAGE (1)	1	1	1	1	1	1	1	1	1	1	1	1
David COX (15)	2	15	88	88	88	88	89	89	89	89	89	89
Martin WHITEHOUSE (88)	3	88	15	15	89	89	88	88	88	88	88	88
Lee UNDERWOOD (83)	4	83	83	83	332	332	156	156	156	156	156	156
Stephen KELL (89)	5	89	89	89	15	156	15	15	15	15	15	15
Dave BOTTERILL (8)	6	8	332	332	156	15	83	83	83	83	83	83
Alan THOMPSON (156)	7	156	156	156	83	83	332	71	71	71	71	71
Ken LARK (332)	8	332	71	71	71	71	71	85	85	85	31	31
Clive COOKSEY (85)	9	85	8	8	85	85	85	373	31	31	85	85
Sean FOLEY (71)	10	71	33	85	373	373	373	31	373	373	30	30
Simon BAKER (33)	11	33	85	373	31	31	31	30	30	30	33	33
Ian HUMPIHSH (46)	12	46	373	33	33	33	33	33	33	33	373	373
Gary BOWERS (31)	13	31	31	31	30	30	30	98	98	98	98	98
Nick SANDERSON (373)	14	373	30	30	98	98	98	62	62	62	62	62
Paul LIGHTBURN (30)	15	30	62	98	62	62	62					
David HEWITSON (62)	16	62	98	62								
Louise CLAXTON (14)	17	14	46									
Steve LLOYD (98)	18	98										
-	19											
-	20											
-	21											
-	22											

Margin of Victory	Avg. Speed	Best Lap Tm	Best Speed	Best Lap by
47.884	77.442	1:36.016	79.674	1 - Kirk ARMITAGE

Clerk of the Course.

Orbits

Sig : Time :
Chief Timekeeper : Ian Sharp (SMART Timing)

Results available at www.mylaps.com and www.smart-timing.co.uk





Race Results

Bulletin No. _____

DDMC Battle of Britain Race Meeting

Sorted on Laps

Monoposto

Croft 2.125 miles

Race 12 - 1st Race

28/08/2016 14:05

Race (15:00 Time) started at 14:03:40

Pos	No.	Name	Make/Model	CC	Class	Laps	Total Tm	Diff	Best Tm	In Lap	2nd Best
1	26	Bryn TOOTALL	Van Diemen RF99	2000	M20	11	16:17.834		1:26.028	11	1:26.879
2	14	Mark SMITH	Dallara F395	2000	M20	11	16:46.645	28.811	1:29.662	5	1:29.805
3	7	Geoff FERN	Van Diemen RF89	1600	M16	11	17:35.757	1:17.923	1:33.070	10	1:34.360
4	51	Len TURNER	Jedi Mk6	998	M10	10	16:34.519	1 Lap	1:34.799	8	1:36.260
5	83	Chris KITE	Dallara	2000	Inv	10	16:36.232	1 Lap	1:32.050	10	1:34.948
6	57	Eddie GUEST	Lola T640 FF	1600	M16	10	16:52.340	1 Lap	1:36.238	7	1:36.689
Not classified											
DNF	5	Russ GILES	Dallara F398	2000	MF3	6	8:44.360	DNF	1:25.406	6	1:25.896
DNF	21	Ian HUGHES	Van Diemen RF88	2000	C20	3	4:45.951	DNF	1:29.748	2	1:34.005
DNF	89	James DREW-WILLIAMS	Lola	2000	MF3	2	2:59.110	DNF	1:26.967	2	1:29.886

Announcements

Car No.83 - Racetime includes 10 second time penalty - Out of position on Grid.

Margin of Victory	Avg. Speed	Best Lap Tm	Best Speed	Best Lap by
28.811	86.058	1:26.028	88.925	26 - Bryn TOOTALL

Clerk of the Course.

Orbits

Sig : Time :
Chief Timekeeper : Ian Sharp (SMART Timing)

Results available at www.mylaps.com and www.smart-timing.co.uk

Printed: 29/08/2016 18:03:49





Lap Times

Bulletin No. _____

DDMC Battle of Britain Race Meeting

Monoposto

Croft 2.125 miles

Race 12 - 1st Race

28/08/2016 14:05

Race (15:00 Time) started at 14:03:40

Lap	Time of Day	Lap Tm	S1	S2	S3	SFSpd
(26) Bryn TOOTALL						
1	14:05:20.630	1:36.132	32.757	38.018	25.357	94.919
2	14:06:50.043	1:29.413	27.673	36.819	24.921	97.824
3	14:08:18.607	1:28.564	26.726	36.817	25.021	98.111
4	14:09:46.938	1:28.331	27.075	36.168	25.088	98.111
5	14:11:15.175	1:28.237	27.084	36.185	24.968	98.688
6	14:12:42.369	1:27.194	27.162	35.453	24.579	98.254
7	14:14:09.513	1:27.144	26.910	35.232	25.002	92.308
8	14:15:36.392	1:26.879	27.143	35.249	24.487	97.967
9	14:17:04.330	1:27.938	26.880	36.470	24.588	98.254
10	14:18:32.766	1:28.436	27.504	36.512	24.420	98.111
11	14:19:58.794	1:26.028	26.734	35.058	24.236	97.117

(14) Mark SMITH						
1	14:05:19.139	1:34.924	32.238	37.479	25.207	101.678
2	14:06:48.944	1:29.805	28.109	36.430	25.266	102.142
3	14:08:19.795	1:30.851	27.376	37.025	26.450	101.678
4	14:09:50.004	1:30.209	27.742	37.583	24.884	101.218
5	14:11:19.666	1:29.662	27.738	37.015	24.909	100.161
6	14:12:50.624	1:30.958	28.033	37.831	25.094	98.979
7	14:14:23.135	1:32.511	29.122	38.148	25.241	99.419
8	14:15:53.754	1:30.619	27.896	37.576	25.147	99.714
9	14:17:25.003	1:31.249	28.302	38.041	24.906	100.914
10	14:18:55.836	1:30.833	28.474	37.369	24.990	100.161
11	14:20:27.605	1:31.769	27.959	38.579	25.231	98.979

(7) Geoff FERN						
1	14:05:24.785	1:39.900	33.543	40.354	26.003	91.427
2	14:07:01.061	1:36.276	29.657	40.211	26.408	90.932
3	14:08:37.809	1:36.748	30.072	40.380	26.296	91.552
4	14:10:13.927	1:36.118	29.771	40.478	25.869	89.957
5	14:11:49.091	1:35.164	29.708	39.741	25.715	90.320
6	14:13:23.451	1:34.360	29.230	39.250	25.880	91.055
7	14:14:58.676	1:35.225	29.347	40.296	25.582	91.427
8	14:16:33.933	1:35.257	29.540	40.011	25.706	91.055
9	14:18:08.582	1:34.649	29.492	39.200	25.957	90.809
10	14:19:41.652	1:33.070	28.961	38.680	25.429	90.932
11	14:21:16.717	1:35.065	28.984	40.070	26.011	90.198

(51) Len TURNER						
1	14:05:36.744	1:49.661	36.705	44.206	28.750	94.651
2	14:07:18.151	1:41.407	31.311	42.266	27.830	97.257
3	14:08:57.388	1:39.237	30.645	40.984	27.608	95.868
4	14:10:37.034	1:39.646	30.500	41.667	27.479	96.558
5	14:12:13.954	1:36.920	29.754	40.593	26.573	96.976
6	14:13:50.643	1:36.689	29.730	39.792	27.167	96.419
7	14:15:26.903	1:36.260	29.604	39.845	26.811	95.731
8	14:17:01.702	1:34.799	29.205	39.465	26.129	97.257
9	14:18:38.556	1:36.854	30.097	39.793	26.964	96.697
10	14:20:15.479	1:36.923	29.561	40.321	27.041	96.005

(83) Chris KITE						
1	14:05:34.584	1:48.758	36.179	44.862	27.717	103.882
2	14:07:16.514	1:41.930	31.495	42.840	27.595	106.015
3	14:08:56.264	1:39.750	30.561	42.022	27.167	103.561
4	14:10:35.609	1:39.345	30.276	42.413	26.656	101.678
5	14:12:12.926	1:37.317	29.843	41.108	26.366	106.520
6	14:13:49.170	1:36.244	29.483	40.179	26.582	107.030
7	14:15:24.942	1:35.772	28.971	40.407	26.394	107.030
8	14:17:00.194	1:35.252	29.154	39.972	26.126	100.161
9	14:18:35.142	1:34.948	30.439	38.965	25.544	101.524
10	14:20:07.192	1:32.050	28.072	38.176	25.802	105.515

(57) Eddie GUEST						
1	14:05:35.475	1:49.655	36.228	45.408	28.019	87.722

Lap	Time of Day	Lap Tm	S1	S2	S3	SFSpd
2	14:07:17.504	1:42.029	31.882	42.240	27.907	87.722
3	14:08:58.313	1:40.809	31.287	41.577	27.945	87.266
4	14:10:38.040	1:39.727	30.659	41.206	27.862	86.702
5	14:12:15.844	1:37.804	30.619	40.463	26.722	87.494
6	14:13:52.533	1:36.689	30.034	39.889	26.766	86.146
7	14:15:28.771	1:36.238	30.133	39.902	26.203	87.608
8	14:17:07.144	1:38.373	30.746	41.328	26.299	87.266
9	14:18:52.235	1:45.091	30.769	40.723	33.599	87.380
10	14:20:33.300	1:41.065	31.241	42.938	26.886	88.183

(5) Russ GILES						
1	14:05:14.323	1:32.816	32.601	36.242	23.973	103.242
2	14:06:40.929	1:26.606	28.333	34.160	24.113	102.454
3	14:08:06.825	1:25.896	26.185	35.365	24.346	101.371
4	14:09:33.318	1:26.493	26.794	35.156	24.543	101.371
5	14:10:59.914	1:26.596	27.390	34.871	24.335	101.832
6	14:12:25.320	1:25.406	26.720	34.334	24.352	101.524

(21) Ian HUGHES						
1	14:05:18.314	1:34.005	31.267	37.493	25.245	98.688
2	14:06:48.062	1:29.748	27.676	37.126	24.946	99.272
3	14:08:26.911	1:38.849	27.477	36.481	34.891	

(89) James DREW-WILLIAMS						
1	14:05:13.103	1:29.886	31.040	35.120	23.726	101.218
2	14:06:40.070	1:26.967	27.382	35.208	24.377	101.524

Clerk of the Course.

Sig : Time :
Chief Timekeeper : Ian Sharp (SMART Timing)

Results available at www.mylaps.com and www.smart-timing.co.uk

Printed: 29/08/2016 18:04:17

Orbits





Race Results

Bulletin No. _____

DDMC Battle of Britain Race Meeting

Lapchart


Monoposto

Croft 2.125 miles

Race 12 - 1st Race

28/08/2016 14:05

Race (15:00 Time) started at 14:03:40



Competitors	Laps												
	0	1	2	3	4	5	6	7	8	9	10	11	
Russ GILES (5)	1	5	89	89	5	5	5	5	26	26	26	26	26
James DREW-WILLIAMS (89)	2	89	5	5	26	26	26	26	14	14	14	14	14
Mark SMITH (14)	3	14	21	21	14	14	14	14	7	7	7	7	7
Ian HUGHES (21)	4	21	14	14	21	7	7	7	83	83	83	83	
Bryn TOOTALL (26)	5	26	26	26	7	83	83	83	51	51	51	51	
Geoff FERN (7)	6	7	7	7	83	51	51	51	57	57	57	57	
Eddie GUEST (57)	7	57	83	83	51	57	57	57					
Chris KITE (83)	8	83	57	57	57								
Len TURNER (51)	9	51	51	51									

Margin of Victory	Avg. Speed	Best Lap Tm	Best Speed	Best Lap by
28.811	86.058	1:26.028	88.925	26 - Bryn TOOTALL

Clerk of the Course.

Orbits

Sig : Time :
Chief Timekeeper : Ian Sharp (SMART Timing)

Results available at www.mylaps.com and www.smart-timing.co.uk

Printed: 29/08/2016 18:04:30





Grid Sheet

Bulletin No. _____

DDMC Battle of Britain Race Meeting

Monoposto

Croft 2.125 miles

Race 17 - 2nd Race

28/08/2016 16:25

Race (15:00 Time) started at 16:27:38

POLE POSITION

2
14 Mark SMITH

4
51 Len TURNER

6
57 Eddie GUEST

8
21 Ian HUGHES

1
26 Bryn TOOTALL

3
7 Geoff FERN

5
83 Chris KITE

7
5 Russ GILES

9
89 James DREW-WILLIAMS

1

2

3

4

5

Clerk of the Course.

Sig : Time :

Chief Timekeeper : Ian Sharp (SMART Timing)

Results available at www.mylaps.com and www.smart-timing.co.uk

Printed: 29/08/2016 18:04:47

Orbits





Race Results

Bulletin No. _____

DDMC Battle of Britain Race Meeting

Sorted on Laps

Battle of Britain Trophy

Croft 2.125 miles

Race 131- 1st Race

28/08/2016 14:30

Race (15:00 Time) started at 14:30:27

Pos	No.	Name	Make/Model	CC	Class	Laps	Total Tm	Diff	Best Tm	In Lap	2nd Best
1	80	Finlay CROCKER	Honda Civic TCR	2000	B1	10	15:16.214		1:28.608	5	1:29.180
2	44	Mike CUTT	BMW M3	3200	A1	10	15:24.053	7.839	1:30.329	5	1:30.828
3	00	Andy ROBINSON	Ford Falcon	7000	A1	10	15:26.237	10.023	1:30.050	5	1:30.262
4	47	Matthew KIRKBY	Caterham C400	2000	E1	10	15:33.722	17.508	1:31.749	3	1:31.833
5	1	Kirk ARMITAGE	BMW M3	3200	B1	10	16:07.005	50.791	1:33.951	2	1:34.774
6	12	Scott HUBEL	Peugeot 205 T16	2000	A2	10	16:15.015	58.801	1:35.310	6	1:36.034
7	99	David BREWIS	Suzuki SC100	1475	A2	10	16:24.609	1:08.395	1:34.798	4	1:34.888
8	189	William ROBSON	Ford Focus RS	2500	B1	10	16:42.070	1:25.856	1:37.868	7	1:38.035
9	52	Ron HARPER	Triumph Spitfire	1997	A2	10	16:44.800	1:28.586	1:36.451	2	1:37.316
10	31	Gary BOWERS	BMW E46	2500	B2	9	15:13.963	1 Lap	1:39.926	6	1:39.938
11	63	Graham ROBERTSON	BMW E46 M3	3200	A2	9	15:21.638	1 Lap	1:40.315	2	1:40.794
12	85	Clive COOKSEY	Ford Fiesta	1600	D	9	15:24.341	1 Lap	1:40.285	7	1:40.812
13	9	Peter HOUSE	VW Beetle	3200	D	9	15:37.011	1 Lap	1:42.159	2	1:42.349
14	33	Simon BAKER	Ford Fiesta	1600	D	9	15:58.296	1 Lap	1:43.846	7	1:44.774
15	71	Sean FOLEY			B2	9	16:16.689	1 Lap	1:39.691	4	1:40.018
16	25	Bob CLAXTON	VW Golf Mk5	2000	A1	9	16:45.972	1 Lap	1:47.686	2	1:47.914
Not classified											
DNF	74	Barry SMITH	Caterham 7	2300	A1	9	14:56.732	DNF	1:32.880	6	1:33.980
DNF	97	Andy WILSON	Holden Monaro	7200	A1	7	11:21.545	DNF	1:30.663	6	1:31.246
DNS	46	Ian HUMPISSH	Ford Focus	2300	B2			DNS		0	

Announcements

Black and White flag - No's 12, 44, 52 & 80

Car No's 00, 52 & 80 - Racetime includes 5 second time penalty - Exceeding track limits.

Margin of Victory	Avg. Speed	Best Lap Tm	Best Speed	Best Lap by
7.839	83.496	1:28.608	86.335	80 - Finlay CROCKER

Clerk of the Course.

Orbits

Sig : Time :

Chief Timekeeper : Ian Sharp (SMART Timing)

Results available at www.mylaps.com and www.smart-timing.co.uk

Printed: 29/08/2016 17:49:53





DDMC Battle of Britain Race Meeting


Battle of Britain Trophy

Race 131- 1st Race

Race (15:00 Time) started at 14:30:27

Croft 2.125 miles

28/08/2016 14:30



Lap	Time of Day	Lap Tm	S1	S2	S3	SFSpd
(80) Finlay CROCKER						
1	14:32:08.182	1:38.811	32.756	38.906	27.149	100.161
2	14:33:38.524	1:30.342	27.814	37.241	25.287	101.066
3	14:35:07.704	1:29.180	27.138	36.560	25.482	100.762
4	14:36:37.330	1:29.626	27.071	37.074	25.481	101.678
5	14:38:05.938	1:28.608	26.790	36.303	25.515	100.310
6	14:39:35.821	1:29.883	26.904	37.282	25.697	101.066
7	14:41:05.733	1:29.912	26.957	37.027	25.928	100.611
8	14:42:35.793	1:30.060	27.171	36.871	26.018	99.863
9	14:44:08.565	1:32.772	27.223	39.448	26.101	100.460
10	14:45:38.516	1:29.951	27.274	36.925	25.752	100.762

Lap	Time of Day	Lap Tm	S1	S2	S3	SFSpd
(44) Mike CUTT						
1	14:32:04.514	1:36.158	32.703	37.823	25.632	101.218
2	14:33:35.342	1:30.828	27.719	37.495	25.614	101.678
3	14:35:06.654	1:31.312	27.760	37.690	25.862	101.832
4	14:36:38.238	1:31.584	28.174	37.952	25.458	102.142
5	14:38:08.567	1:30.329	27.272	37.157	25.900	101.678
6	14:39:39.898	1:31.331	27.680	37.435	26.216	102.142
7	14:41:10.925	1:31.027	27.667	37.659	25.701	101.678
8	14:42:43.259	1:32.334	28.252	38.068	26.014	101.066
9	14:44:18.031	1:34.772	28.364	40.515	25.893	101.066
10	14:45:51.355	1:33.324	28.471	38.831	26.022	100.762

Lap	Time of Day	Lap Tm	S1	S2	S3	SFSpd
(00) Andy ROBINSON						
1	14:32:07.303	1:39.352	33.654	39.004	26.694	110.193
2	14:33:40.002	1:32.699	27.688	38.771	26.240	108.238
3	14:35:12.186	1:32.184	28.469	37.924	25.791	108.941
4	14:36:42.885	1:30.699	27.699	37.331	25.669	108.588
5	14:38:12.935	1:30.050	27.649	36.958	25.443	108.764
6	14:39:43.326	1:30.391	27.256	37.283	25.852	107.030
7	14:41:14.252	1:30.926	27.844	37.336	25.746	108.764
8	14:42:44.514	1:30.262	27.597	37.048	25.617	108.238
9	14:44:16.553	1:32.039	27.355	38.611	26.073	106.351
10	14:45:48.539	1:31.986	27.718	38.392	25.876	107.030

Lap	Time of Day	Lap Tm	S1	S2	S3	SFSpd
(47) Matthew KIRKBY						
1	14:32:09.980	1:39.800	33.571	40.262	25.967	97.682
2	14:33:43.166	1:33.186	28.365	38.629	26.192	98.111
3	14:35:14.915	1:31.749	27.973	37.971	25.805	98.398
4	14:36:46.921	1:32.006	28.056	38.148	25.802	99.272
5	14:38:18.845	1:31.924	28.087	38.363	25.474	99.125
6	14:39:50.820	1:31.975	27.835	38.317	25.823	98.688
7	14:41:23.285	1:32.465	28.373	38.186	25.906	98.111
8	14:42:55.118	1:31.833	27.983	38.083	25.767	99.125
9	14:44:28.491	1:33.373	28.061	39.708	25.604	98.398
10	14:46:01.024	1:32.533	27.842	38.921	25.770	98.398

Lap	Time of Day	Lap Tm	S1	S2	S3	SFSpd
(1) Kirk ARMITAGE						
1	14:32:11.182	1:41.283	34.541	39.965	26.777	92.435
2	14:33:45.133	1:33.951	28.359	38.454	27.138	92.947
3	14:35:19.907	1:34.774	28.942	39.038	26.794	94.385
4	14:36:54.759	1:34.852	28.760	39.009	27.083	94.785
5	14:38:29.555	1:34.796	28.938	38.677	27.181	94.120
6	14:40:04.908	1:35.353	29.041	39.123	27.189	93.857
7	14:41:40.540	1:35.632	28.940	39.348	27.344	93.857
8	14:43:18.376	1:37.836	29.213	41.444	27.179	93.465
9	14:44:55.937	1:37.561	29.069	41.016	27.476	92.054
10	14:46:34.307	1:38.370	30.014	40.627	27.729	92.947

Lap	Time of Day	Lap Tm	S1	S2	S3	SFSpd
(12) Scott HUBEL						
1	14:32:13.682	1:42.760	34.130	41.236	27.394	96.005
2	14:33:51.282	1:37.600	29.259	41.489	26.852	95.731
3	14:35:27.549	1:36.267	29.398	40.115	26.754	95.188
4	14:37:03.818	1:36.269	29.080	40.209	26.980	94.651

Lap	Time of Day	Lap Tm	S1	S2	S3	SFSpd
5	14:38:39.852	1:36.034	29.292	39.967	26.775	95.188
6	14:40:15.162	1:35.310	29.084	39.717	26.509	94.518
7	14:41:51.495	1:36.333	29.444	40.303	26.586	94.919
8	14:43:28.747	1:37.252	29.216	40.998	27.038	94.120
9	14:45:05.908	1:37.161	29.707	40.815	26.639	94.919
10	14:46:42.317	1:36.409	29.059	40.115	27.235	93.988

Lap	Time of Day	Lap Tm	S1	S2	S3	SFSpd
(99) David BREWIS						
1	14:32:14.200	1:41.495	34.429	40.350	26.716	97.399
2	14:33:50.457	1:36.257	28.816	40.987	26.454	98.398
3	14:35:25.345	1:34.888	29.561	39.233	26.094	95.188
4	14:37:00.143	1:34.798	29.631	39.139	26.028	97.967
5	14:38:35.289	1:35.146	29.356	39.470	26.320	93.076
6	14:40:12.466	1:37.177	30.777	40.323	26.077	92.947
7	14:41:49.058	1:36.592	29.374	39.666	27.552	93.595
8	14:43:27.193	1:38.135	29.225	41.448	27.462	84.625
9	14:45:07.884	1:40.691	31.168	41.955	27.568	81.540
10	14:46:51.911	1:44.027	32.338	43.661	28.028	83.363

Lap	Time of Day	Lap Tm	S1	S2	S3	SFSpd
(189) William ROBSON						
1	14:32:15.592	1:44.141	33.923	42.356	27.862	97.824
2	14:33:54.297	1:38.705	29.859	41.272	27.574	98.543
3	14:35:36.089	1:41.792	31.515	42.093	28.184	95.595
4	14:37:15.478	1:39.389	30.139	40.809	28.441	94.919
5	14:38:55.398	1:39.920	30.397	42.021	27.502	98.254
6	14:40:33.491	1:38.093	29.838	40.770	27.485	98.111
7	14:42:11.359	1:37.868	29.400	40.763	27.705	98.254
8	14:43:50.737	1:39.378	29.750	42.144	27.484	97.399
9	14:45:28.772	1:38.035	29.836	40.411	27.788	95.323
10	14:47:09.372	1:40.600	29.648	43.484	27.468	95.053

Lap	Time of Day	Lap Tm	S1	S2	S3	SFSpd
(52) Ron HARPER						
1	14:32:18.335	1:46.407	35.677	43.435	27.295	97.257
2	14:33:54.786	1:36.451	29.608	39.946	26.897	98.688
3	14:35:33.824	1:39.038	30.265	41.649	27.124	97.540
4	14:37:11.140	1:37.316	29.924	40.362	27.030	96.697
5	14:38:49.374	1:38.234	30.379	40.424	27.431	96.143
6	14:40:28.355	1:38.981	29.981	42.074	26.926	96.836
7	14:42:07.969	1:39.614	30.822	41.262	27.530	96.005
8	14:43:47.163	1:39.194	30.508	41.427	27.259	96.697
9	14:45:26.974	1:39.811	30.513	41.289	28.009	98.543
10	14:47:07.102	1:40.128	30.530	42.176	27.422	93.076

Lap	Time of Day	Lap Tm	S1	S2	S3	SFSpd
(31) Gary BOWERS						
1	14:32:16.838	1:45.561	35.093	41.925	28.543	85.925
2	14:33:57.361	1:40.523	30.659	41.685	28.179	86.146
3	14:35:37.807	1:40.446	30.947	41.535	27.964	86.146
4	14:37:18.438	1:40.631	30.686	41.263	28.682	85.706
5	14:38:58.376	1:39.938	30.768	41.077	28.093	85.596
6	14:40:38.302	1:39.926	30.692	41.173	28.061	85.270
7	14:42:18.778	1:40.476	30.910	41.392	28.174	84.306
8	14:44:00.801	1:42.023	30.947	43.002	28.074	84.518
9	14:45:41.265	1:40.464	30.840	41.373	28.251	84.306

Lap	Time of Day	Lap Tm	S1	S2	S3	SFSpd
(63) Graham ROBERTSON						
1	14:32:18.300	1:46.570	35.678	42.723	28.169	88.649
2	14:33:58.615	1:40.315	30.525	41.505	28.285	88.532
3	14:35:39.830	1:41.215	30.822	42.126	28.267	88.649
4	14:37:21.336	1:41.506	30.935	41.662	28.884	88.884
5	14:39:02.998	1:41.662	30.979	41.747	28.936	85.706
6	14:40:43.931	1:40.933	31.015	41.604	28.314	86.368
7	14:42:25.535	1:41.604	30.946	42.315	28.343	86.927
8	14:44:08.146	1:42.611	31.734	42.288	28.589	85.706
9	14:45:48.940	1:40.794	30.790	41.630	28.374	86.814

(85) Clive COOKSEY						
---------------------------	--	--	--	--	--	--

Clerk of the Course.

Sig : Time :
Chief Timekeeper : Ian Sharp (SMART Timing)
Results available at www.mylaps.com and www.smart-timing.co.uk

Orbits





DDMC Battle of Britain Race Meeting


Battle of Britain Trophy

Croft 2.125 miles

Race 131- 1st Race

28/08/2016 14:30

Race (15:00 Time) started at 14:30:27



Lap	Time of Day	Lap Tm	S1	S2	S3	SFSpd	Lap	Time of Day	Lap Tm	S1	S2	S3	SFSpd
1	14:32:20.861	1:47.363	35.181	43.217	28.965	88.068	3	14:35:43.861	1:56.311	51.725	38.415	26.171	103.402
2	14:34:02.917	1:42.056	30.790	42.688	28.578	89.957	4	14:37:15.622	1:31.761	27.752	38.420	25.589	103.242
3	14:35:46.005	1:43.088	31.015	42.779	29.294	88.649	5	14:38:46.868	1:31.246	27.375	38.158	25.713	103.242
4	14:37:27.062	1:41.057	30.668	42.231	28.158	89.716	6	14:40:17.531	1:30.663	27.632	37.251	25.780	101.987
5	14:39:08.077	1:41.015	30.927	42.147	27.941	89.836	7	14:41:48.847	1:31.316	27.581	37.311	26.424	100.460
6	14:40:48.889	1:40.812	30.684	41.809	28.319	88.416							
7	14:42:29.174	1:40.285	30.583	41.610	28.092	89.002							
8	14:44:10.691	1:41.517	30.832	42.465	28.220	88.884							
9	14:45:51.643	1:40.952	30.250	41.901	28.801	85.815							

(9) Peter HOUSE

1	14:32:19.941	1:48.262	35.559	43.705	28.998	84.518
2	14:34:02.100	1:42.159	31.260	42.588	28.311	84.839
3	14:35:44.449	1:42.349	31.736	42.539	28.074	83.363
4	14:37:27.737	1:43.288	31.613	43.270	28.405	85.270
5	14:39:10.716	1:42.979	31.598	42.697	28.684	81.938
6	14:40:53.822	1:43.106	31.733	42.537	28.836	81.938
7	14:42:36.925	1:43.103	31.508	42.673	28.922	80.465
8	14:44:20.703	1:43.778	31.602	43.801	28.375	82.341
9	14:46:04.313	1:43.610	31.449	43.056	29.105	81.048

(33) Simon BAKER

1	14:32:22.228	1:49.916	36.511	43.449	29.956	80.465
2	14:34:07.412	1:45.184	31.616	43.041	30.527	79.511
3	14:35:53.784	1:46.372	33.627	42.976	29.769	77.761
4	14:37:40.097	1:46.313	33.014	43.307	29.992	77.224
5	14:39:25.561	1:45.464	32.587	43.419	29.458	77.402
6	14:41:11.218	1:45.657	32.446	44.004	29.207	77.491
7	14:42:55.064	1:43.846	31.859	42.679	29.308	78.397
8	14:44:40.824	1:45.760	31.801	44.397	29.562	77.761
9	14:46:25.598	1:44.774	32.266	43.294	29.214	74.481

(71) Sean FOLEY

1	14:35:00.285	1:40.644	30.583	41.735	28.326	87.040
2	14:36:41.346	1:41.061	30.832	41.032	29.197	88.183
3	14:38:21.696	1:40.350	31.027	41.057	28.266	88.183
4	14:40:01.387	1:39.691	30.370	41.380	27.941	87.952
5	14:41:41.632	1:40.245	30.350	41.428	28.467	89.002
6	14:43:22.908	1:41.276	30.057	43.096	28.123	87.380
7	14:45:03.973	1:41.065	30.766	42.366	27.933	87.722
8	14:46:43.991	1:40.018	30.237	41.811	27.970	88.416

(25) Bob CLAXTON

1	14:32:26.275	1:52.513	36.760	45.777	29.976	82.442
2	14:34:13.961	1:47.686	33.204	45.150	29.332	82.139
3	14:36:03.560	1:49.599	34.754	45.339	29.506	82.747
4	14:37:51.474	1:47.914	33.174	44.977	29.763	81.839
5	14:39:41.575	1:50.101	33.706	46.611	29.784	83.260
6	14:41:32.854	1:51.279	35.005	46.359	29.915	81.938
7	14:43:25.571	1:52.717	33.757	48.681	30.279	80.755
8	14:45:16.498	1:50.927	35.366	45.697	29.864	80.853
9	14:47:13.274	1:56.776	36.859	48.757	31.160	84.518

(74) Barry SMITH

1	14:34:05.319	1:45.773	28.831	50.086	26.856	105.349
2	14:35:41.264	1:35.945	28.959	40.763	26.223	109.474
3	14:37:17.088	1:35.824	28.987	40.444	26.393	107.030
4	14:38:52.290	1:35.202	28.847	40.462	25.893	106.859
5	14:40:26.270	1:33.980	28.341	40.006	25.633	106.859
6	14:41:59.150	1:32.880	27.890	38.604	26.386	102.298
7	14:43:34.356	1:35.206	28.500	40.550	26.156	107.201
8	14:45:24.034	1:49.678	28.455	40.966	40.257	

(97) Andy WILSON

1	14:32:08.282	1:38.883	33.125	38.850	26.908	103.084
2	14:33:47.550	1:39.268	28.285	37.589	33.394	101.524

Clerk of the Course.

Sig : Time :
 Chief Timekeeper : Ian Sharp (SMART Timing)
 Results available at www.mylaps.com and www.smart-timing.co.uk

Orbits





Race Results

Bulletin No. _____

DDMC Battle of Britain Race Meeting

Lapchart


Battle of Britain Trophy

Croft 2.125 miles

Race 131- 1st Race

28/08/2016 14:30

Race (15:00 Time) started at 14:30:27



Competitors	Laps											
	0	1	2	3	4	5	6	7	8	9	10	
Andy ROBINSON (00)	1	00	44	44	44	80	80	80	80	80	80	80
Mike CUTT (44)	2	44	00	80	80	44	44	44	44	44	00	00
Finlay CROCKER (80)	3	80	80	00	00	00	00	00	00	00	44	44
Andy WILSON (97)	4	97	97	47	47	47	47	47	47	47	47	47
Kirk ARMITAGE (1)	5	1	47	1	1	1	1	1	1	1	1	1
Matthew KIRKBY (47)	6	47	1	97	99	99	99	99	97	99	12	12
Scott HUBEL (12)	7	12	12	99	12	12	12	12	99	12	99	99
Gary BOWERS (31)	8	31	99	12	52	52	97	97	12	52	52	52
William ROBSON (189)	9	189	189	189	189	189	52	52	52	189	189	189
Peter HOUSE (9)	10	9	31	52	31	97	189	189	189	31	31	31
Graham ROBERTSON (63)	11	63	63	31	63	31	31	31	31	63	63	63
Ron HARPER (52)	12	52	52	63	97	63	63	63	63	85	85	85
Simon BAKER (33)	13	33	9	9	9	85	85	85	85	9	9	9
David BREWIS (99)	14	99	85	85	85	9	9	9	9	33	33	33
Clive COOKSEY (85)	15	85	33	33	33	33	33	33	33	25	25	25
Bob CLAXTON (25)	16	25	25	25	25	25	25	25	25	74	74	74
Barry SMITH (74)	17	74	74	74	74	74	74	74	74	74	71	71
Sean FOLEY (71)	18	71	71	71	71	71	71	71	71	71	71	71
-	19											

Margin of Victory	Avg. Speed	Best Lap Tm	Best Speed	Best Lap by
7.839	83.496	1:28.608	86.335	80 - Finlay CROCKER

Clerk of the Course.

Orbits

Sig : Time :
Chief Timekeeper : Ian Sharp (SMART Timing)

Results available at www.mylaps.com and www.smart-timing.co.uk

Printed: 29/08/2016 17:50:40





Grid Sheet

Bulletin No. _____

DDMC Battle of Britain Race Meeting

Battle of Britain Trophy

Croft 2.125 miles

Race 18 - 2nd Race

28/08/2016 16:50

Race (15:00 Time) started at 16:55:09

POLE POSITION

2
44 Mike CUTT

4
47 Matthew KIRKBY

6
12 Scott HUBEL

8
189 William ROBSON

10
31 Gary BOWERS

12
85 Clive COOKSEY

14
33 Simon BAKER

16
25 Bob CLAXTON

18
97 Andy WILSON

20
14 Louise CLAXTON

1
80 Finlay CROCKER

3
00 Andy ROBINSON

5
1 Kirk ARMITAGE

7
99 David BREWIS

9
52 Ron HARPER

11
63 Graham ROBERTSON

13
9 Peter HOUSE

15
71 Sean FOLEY

17
74 Barry SMITH

19
46 Ian HUMPISH

1
2
3
4
5
6
7
8
9
10

Clerk of the Course.

Orbits

Sig : Time :
Chief Timekeeper : Ian Sharp (SMART Timing)
Results available at www.mylaps.com and www.smart-timing.co.uk





www.nemcrc.co.uk

Race Results

Bulletin No. _____

DDMC Battle of Britain Race Meeting

Sorted on Laps

NEMCRC Solo Motorbikes

Croft 2.125 miles

Race 14 - Solo 1 - 3rd Race - AMENDED RESULT

28/08/2016 14:55

Race (7 Laps) started at 15:19:45

Pos	No.	Name	Make/Model	CC	Class	Laps	Total Tm	Diff	Best Tm	In Lap	Avg. Speed
1	16	Ian RUMNEY	Kawasaki	ZX10 1000	1	7	10:29.258		1:28.086	6	85.100
2	119	Andrew STOCKDALE	BMW	1000	1	7	10:29.409	0.151	1:28.040	7	85.080
3	5	David McCONNACHY	Triumph	675	1	7	10:46.016	16.758	1:30.581	6	82.893
4	7	Angus MEARNES	Yamaha	R6 600	1	7	10:53.065	23.807	1:30.580	7	81.998
5	116	Karl JAKEMAN	Yamaha	R1 1000	1	7	10:54.194	24.936	1:31.665	4	81.856
6	78	Lee TEASDALE	Aprilia	RSV 1000	1	7	10:54.528	25.270	1:31.570	4	81.815
7	9	Todd ELLIS	Honda	CBR 600	1	7	10:54.846	25.588	1:31.705	4	81.775
8	144	Aran SADLER	Kawasaki	ZX10 1000	1	7	11:02.171	32.913	1:32.096	7	80.870
9	31	Brad VICARS	Honda	CBR 600	1	7	11:02.791	33.533	1:32.074	6	80.795
10	28	Ian BAINBRIDGE	Honda	Fireblade 1000	1	7	11:05.191	35.933	1:32.201	6	80.503
11	122	David SUDDER	Suzuki	GSXR 1000	1	7	11:07.656	38.398	1:33.481	7	80.206
12	20	Garry WHITFIELD	BMW	1000	1	7	11:08.345	39.087	1:34.056	6	80.123

Not classified (from pos 13)

	19	David BELL	Yamaha	FZ 1000	1	7	10:42.229	12.971	1:28.851	5	83.381
	161	Graeme BANFIELD	Kawasaki	ER6 600	2	7	11:11.044	41.786	1:33.064	7	79.801
DNF	227	Neil BELL	Kawasaki	ZX10R 1000	1	4	6:28.156	DNF	1:34.425	3	78.834
DNF	17	Mark GOODINGS	Kawasaki	ZX10 1000	1	4	7:39.803	DNF	1:34.632	3	66.550
DNS	184	Kyle GOWLAND	BMW	1000	1			DNS		0	-
DNS	27	Simon FRANKLIN	Suzuki	GSXR 600	1			DNS		0	-
DNS	12	Anthony JACKSON	Suzuki	GSXR 1000	1			DNS		0	-
DNS	38	Steven TODD	Yamaha	R6 599	1			DNS		0	-
DNS	84	Ian SWAN	Triumph	675	1			DNS		0	-
DNS	54	Cameron ROBB	Suzuki	GSXR 600	1			DNS		0	-

Announcements

Black Flag - Bike No.17

90% of Class Winners average speed = 76.590

Bike No.19 - Re-classified

Margin of Victory	Avg. Speed	Best Lap Tm	Best Speed	Best Lap by
0.151	85.100	1:28.040	86.892	119 - Andrew STOCKDALE

Clerk of the Course.

Orbits

Sig : Time :

Chief Timekeeper : Ian Sharp (SMART Timing)

Results available at www.mylaps.com and www.smart-timing.co.uk

Printed: 29/08/2016 18:19:39





DDMC Battle of Britain Race Meeting

NEMCRC Solo Motorbikes

Croft 2.125 miles

Race 14 - Solo 1 - 3rd Race - AMENDED RESULT

28/08/2016 14:55

Race (7 Laps) started at 15:19:45



Lap	Time of Day	Lap Tm	S1	S2	S3	SFSpd
(16) Ian RUMNEY						
1	15:21:21.125	1:35.367	31.485	38.616	25.266	123.133
2	15:22:50.668	1:29.543	26.832	37.785	24.926	124.044
3	15:24:19.341	1:28.673	26.530	37.413	24.730	123.815
4	15:25:49.200	1:29.859	26.997	37.936	24.926	122.908
5	15:27:17.927	1:28.727	26.769	37.146	24.812	123.587
6	15:28:46.013	1:28.086	26.296	37.087	24.703	124.968
7	15:30:14.535	1:28.522	26.187	37.195	25.140	104.204
(119) Andrew STOCKDALE						
1	15:21:21.492	1:35.739	32.793	37.907	25.039	127.824
2	15:22:50.930	1:29.438	26.741	37.637	25.060	127.098
3	15:24:19.378	1:28.448	26.485	37.277	24.686	128.313
4	15:25:49.194	1:29.816	26.646	38.338	24.832	127.098
5	15:27:18.567	1:29.373	27.005	37.867	24.501	128.068
6	15:28:46.646	1:28.079	26.320	37.184	24.575	127.098
7	15:30:14.686	1:28.040	26.346	37.069	24.625	122.683
(5) David McCONNACHY						
1	15:21:24.870	1:37.306	31.492	39.626	26.188	115.903
2	15:22:56.486	1:31.616	27.631	38.167	25.818	114.910
3	15:24:28.006	1:31.520	27.484	38.354	25.682	115.504
4	15:25:59.039	1:31.033	27.504	38.110	25.419	115.703
5	15:27:29.721	1:30.682	27.190	37.878	25.614	115.305
6	15:29:00.302	1:30.581	27.367	37.807	25.407	115.703
7	15:30:31.293	1:30.991	27.261	38.116	25.614	115.107
(7) Angus MEARNS						
1	15:21:26.140	1:37.780	31.774	39.253	26.753	118.985
2	15:22:58.890	1:32.750	28.223	38.648	25.879	117.526
3	15:24:31.695	1:32.805	28.124	38.974	25.707	117.940
4	15:26:03.590	1:31.895	27.815	38.398	25.682	118.985
5	15:27:35.412	1:31.822	27.386	38.723	25.713	119.621
6	15:29:07.762	1:32.350	27.931	39.035	25.384	118.356
7	15:30:38.342	1:30.580	27.673	37.625	25.282	116.304
(116) Karl JAKEMAN						
1	15:21:26.762	1:39.227	32.888	40.184	26.155	119.409
2	15:22:59.340	1:32.578	27.848	39.455	25.275	123.360
3	15:24:31.160	1:31.820	27.585	38.699	25.536	122.459
4	15:26:02.825	1:31.665	27.301	39.012	25.352	122.236
5	15:27:35.176	1:32.351	27.243	39.433	25.675	122.459
6	15:29:07.426	1:32.250	27.818	39.167	25.265	123.815
7	15:30:39.471	1:32.045	27.566	39.226	25.253	124.504
(78) Lee TEASDALE						
1	15:21:26.562	1:39.752	33.554	39.398	26.800	115.903
2	15:23:00.854	1:34.292	28.671	39.325	26.296	113.357
3	15:24:32.716	1:31.862	28.098	38.479	25.285	116.709
4	15:26:04.286	1:31.570	27.547	38.177	25.846	116.709
5	15:27:36.045	1:31.759	27.516	38.373	25.870	116.103
6	15:29:08.037	1:31.992	27.764	38.977	25.251	117.321
7	15:30:39.805	1:31.768	27.520	38.935	25.313	116.506
(9) Todd ELLIS						
1	15:21:25.929	1:38.118	31.786	39.484	26.848	117.116
2	15:23:00.486	1:34.557	28.573	39.669	26.315	110.739
3	15:24:32.320	1:31.834	27.852	37.911	26.071	116.709
4	15:26:04.025	1:31.705	27.408	38.252	26.045	117.321
5	15:27:35.798	1:31.773	27.185	38.576	26.012	116.506
6	15:29:08.411	1:32.613	27.628	39.091	25.894	117.940
7	15:30:40.123	1:31.712	27.406	38.688	25.618	117.526
(144) Aran SADLER						
1	15:21:27.770	1:38.912	32.168	40.546	26.198	122.459

Lap	Time of Day	Lap Tm	S1	S2	S3	SFSpd
2	15:23:02.368	1:34.598	28.221	40.419	25.958	124.044
3	15:24:35.858	1:33.490	27.967	39.528	25.995	123.587
4	15:26:09.789	1:33.931	28.245	39.564	26.122	122.459
5	15:27:42.753	1:32.964	28.084	39.029	25.851	122.236
6	15:29:15.352	1:32.599	27.734	38.912	25.953	122.683
7	15:30:47.448	1:32.096	27.607	39.108	25.381	123.133
(31) Brad VICARS						
1	15:21:27.554	1:39.469	32.651	40.634	26.184	115.504
2	15:23:02.132	1:34.578	28.744	39.999	25.835	115.703
3	15:24:35.901	1:33.769	28.013	39.690	26.066	115.903
4	15:26:10.994	1:35.093	28.556	40.021	26.516	116.506
5	15:27:43.404	1:32.410	27.886	38.699	25.825	115.903
6	15:29:15.478	1:32.074	27.698	38.732	25.644	115.903
7	15:30:48.068	1:32.590	27.743	38.796	26.051	115.107
(28) Ian BAINBRIDGE						
1	15:21:29.702	1:40.230	32.616	40.769	26.845	118.565
2	15:23:04.122	1:34.420	28.105	39.697	26.618	122.459
3	15:24:38.527	1:34.405	28.546	39.533	26.326	122.459
4	15:26:12.197	1:33.670	28.124	39.082	26.464	119.409
5	15:27:45.282	1:33.085	27.740	38.985	26.360	120.480
6	15:29:17.483	1:32.201	27.797	38.141	26.263	115.305
7	15:30:50.468	1:32.985	28.111	38.729	26.145	120.049
(122) David SUDDER						
1	15:21:28.597	1:39.732	32.145	40.862	26.725	117.733
2	15:23:03.799	1:35.202	28.533	40.146	26.523	117.321
3	15:24:37.615	1:33.816	28.533	39.264	26.199	116.709
4	15:26:11.513	1:33.898	27.960	38.960	26.978	118.775
5	15:27:45.795	1:34.282	27.753	39.568	26.961	117.116
6	15:29:19.452	1:33.657	28.032	39.155	26.470	120.049
7	15:30:52.933	1:33.481	28.096	39.503	25.882	119.621
(20) Garry WHITFIELD						
1	15:21:25.151	1:38.089	31.658	40.106	26.325	121.352
2	15:23:01.418	1:36.267	28.702	41.514	26.051	122.014
3	15:24:35.587	1:34.169	28.371	39.399	26.399	119.835
4	15:26:10.524	1:34.937	28.421	39.946	26.570	121.792
5	15:27:44.958	1:34.434	28.181	39.809	26.444	118.985
6	15:29:19.014	1:34.056	27.984	39.782	26.290	120.697
7	15:30:53.622	1:34.608	28.120	40.108	26.380	119.409
(19) David BELL						
1	15:21:25.484	1:38.016	32.024	39.557	26.435	114.714
2	15:22:56.688	1:31.204	27.773	37.998	25.433	115.305
3	15:24:28.142	1:31.454	27.405	38.916	25.133	116.103
4	15:25:59.122	1:30.980	27.642	38.229	25.109	116.709
5	15:27:27.973	1:28.851	26.619	37.128	25.104	114.323
6	15:28:57.786	1:29.813	26.920	37.685	25.208	114.323
7	15:30:27.506	1:29.720	26.957	37.442	25.321	112.976
(161) Graeme BANFIELD						
1	15:21:30.616	1:41.351	33.613	40.593	27.145	100.011
2	15:23:05.909	1:35.293	28.710	39.453	27.130	100.460
3	15:24:41.503	1:35.594	28.756	39.659	27.179	91.552
4	15:26:15.835	1:34.332	28.685	39.108	26.539	101.524
5	15:27:49.797	1:33.962	28.616	39.035	26.311	102.142
6	15:29:23.257	1:33.460	28.279	38.846	26.335	99.566
7	15:30:56.321	1:33.064	28.186	38.892	25.986	99.863
(227) Neil BELL						
1	15:21:29.043	1:40.509	33.118	40.724	26.667	121.572
2	15:23:04.512	1:35.469	28.519	40.785	26.165	122.908
3	15:24:38.937	1:34.425	28.399	39.809	26.217	123.133
4	15:26:13.433	1:34.496	28.325	39.879	26.292	123.587

Clerk of the Course.

Sig : Time :
Chief Timekeeper : Ian Sharp (SMART Timing)

Results available at www.mylaps.com and www.smart-timing.co.uk

Printed: 29/08/2016 18:19:51

Orbits





www.nemcrc.co.uk

Lap Times

Bulletin No. _____

DDMC Battle of Britain Race Meeting


NEMCRC Solo Motorbikes

Croft 2.125 miles

Race 14 - Solo 1 - 3rd Race - AMENDED RESULT

28/08/2016 14:55

Race (7 Laps) started at 15:19:45



Lap	Time of Day	Lap Tm	S1	S2	S3	SFSpd	Lap	Time of Day	Lap Tm	S1	S2	S3	SFSpd
(17) Mark GOODINGS													
1	15:21:23.280	1:36.757	31.546	38.958	26.253	124.044							
2	15:23:58.781	2:35.501	27.693	1:39.515	28.293	122.236							
3	15:25:33.413	1:34.632	28.391	39.717	26.524	123.587							
4	15:27:25.080	1:51.667	29.975	41.229	40.463								

Clerk of the Course.

Orbits

Sig : Time :
Chief Timekeeper : Ian Sharp (SMART Timing)

Results available at www.mylaps.com and www.smart-timing.co.uk

Printed: 29/08/2016 18:19:51





Race Results

Bulletin No. _____

DDMC Battle of Britain Race Meeting

Lapchart


NEMCRC Solo Motorbikes

Croft 2.125 miles

Race 14 - Solo 1 - 3rd Race - AMENDED RESULT

28/08/2016 14:55

Race (7 Laps) started at 15:19:45



Competitors	Laps								
	0	1	2	3	4	5	6	7	
Andrew STOCKDALE (119)	1	119	16	16	16	119	16	16	16
Ian RUMNEY (16)	2	16	119	119	119	16	119	119	119
Mark GOODINGS (17)	3	17	17	5	5	5	19	19	19
Lee TEASDALE (78)	4	78	5	19	19	19	5	5	5
Garry WHITFIELD (20)	5	20	20	7	116	116	116	116	7
David BELL (19)	6	19	19	116	7	7	7	7	116
Karl JAKEMAN (116)	7	116	9	9	9	9	9	78	78
David McCONNACHY (5)	8	5	7	78	78	78	78	9	9
Todd ELLIS (9)	9	9	78	20	20	144	144	144	144
Brad VICARS (31)	10	31	116	31	144	20	31	31	31
Angus MEARNS (7)	11	7	31	144	31	31	20	28	28
Neil BELL (227)	12	227	144	122	122	122	28	20	122
Aran SADLER (144)	13	144	122	28	28	28	122	122	20
David SUDES (122)	14	122	227	227	227	227	161	161	161
Graeme BANFIELD (161)	15	161	28	161	161	161			
Ian BAINBRIDGE (28)	16	28	161	17	17	17			
-	17								
-	18								
-	19								
-	20								
-	21								
-	22								

Margin of Victory	Avg. Speed	Best Lap Tm	Best Speed	Best Lap by
0.151	85.100	1:28.040	86.892	119 - Andrew STOCKDALE

Clerk of the Course. Orbits

Sig : Time :
 Chief Timekeeper : Ian Sharp (SMART Timing)
 Results available at www.mylaps.com and www.smart-timing.co.uk





www.nemcrc.co.uk

Race Results

Bulletin No. _____

DDMC Battle of Britain Race Meeting

Sorted on Laps

NEMCRC Solo Motorcycles

Croft 2.125 miles

Race 15 - Solo 2 - 3rd Race

28/08/2016 15:25

Race (8 Laps) started at 15:38:35

Pos	No.	Name	Make/Model	CC	Class	Laps	Total Tm	Diff	Best Tm	In Lap	Avg. Speed
1	19	David BELL	Yamaha	FZ 1000	2	8	12:23.252		1:30.044	3	82.341
2	61	David CURTIS	Ducati	1299	2	8	12:36.077	12.825	1:32.344	2	80.944
3	31	Brad VICARS	Kawasaki	ER6 650	2	8	12:39.229	15.977	1:33.684	3	80.608
4	20	Garry WHITFIELD	Suzuki	GSXR 600	2	8	12:44.633	21.381	1:34.117	3	80.038
5	55	Darren KAY	Suzuki	GSXR 600	2	8	12:48.490	25.238	1:33.164	8	79.637
6	62	Graham ASHBRIDGE	Aprilia	Mille 1103	2	8	12:51.042	27.790	1:34.590	8	79.373
7	16	Graeme BANFIELD	Kawasaki	ER6 600	2	8	12:52.341	29.089	1:34.447	5	79.240
8	24	Paul NOBLE	KTM	RC8 1200	2	8	12:54.660	31.408	1:34.140	7	79.002
9	4	James REVELY	Honda	CBR 600	2	8	12:55.733	32.481	1:34.921	7	78.893
10	911	Kaine SHERIFF	Suzuki	SV 650	2	8	12:56.464	33.212	1:34.978	6	78.819
11	117	Ross JACKMAN	Suzuki	SV 650	2	8	12:56.657	33.405	1:34.797	7	78.799
12	69	Carlo BARBARO	Kawasaki	ER6 650	2	8	12:57.024	33.772	1:34.755	7	78.762
13	15	Alan ELLIS	Suzuki	SV 650	2	8	13:07.002	43.750	1:36.574	4	77.763
14	41	Phil PUGH	Yamaha	YZF R1 1000	2	8	13:28.438	1:05.186	1:39.092	6	75.702
15	54	Cameron ROBB	Yamaha	FZR 600	2	8	13:43.189	1:19.937	1:41.398	4	74.345
16	5	Shane GODDEN	Honda	CBR 500	2	8	14:04.589	1:41.337	1:43.522	4	72.461
17	427	Richard HAMMOND	Suzuki	SV 650	2	8	14:04.672	1:41.420	1:42.249	8	72.454

Not classified

DNF	7	Carl BELL	Suzuki	SV 650	2	3	5:24.073	DNF	1:44.347	3	70.817
DNF	134	Chris RICHARDSON	Suzuki	SV 650	2	2	3:20.640	DNF	1:37.062	2	76.256
DNS	116	Karl JAKEMAN	Yamaha	R1 1000	1			DNS		0	-
DNS	51	David McCONNACHY	Triumph	675	1			DNS		0	-
DNS	119	Andrew STOCKDALE	BMW	1000	1			DNS		0	-
DNS	38	Steven TODD	Yamaha	R6 599	1			DNS		0	-
DNS	115	Ian SMITH	Ducati	916	2			DNS		0	-
DNS	310	Craig WALSH	Kawasaki	ER6 650	2			DNS		0	-
DNS	94	Andy APPLEBY	Yamaha	R6 600	2			DNS		0	-

Announcements

90% of Class Winners average speed = 74.106

Margin of Victory	Avg. Speed	Best Lap Tm	Best Speed	Best Lap by
12.825	82.341	1:30.044	84.958	19 - David BELL

Clerk of the Course.

Orbits

Sig : Time :
Chief Timekeeper : Ian Sharp (SMART Timing)

Results available at www.mylaps.com and www.smart-timing.co.uk

Printed: 29/08/2016 18:24:22





www.nemcrc.co.uk

Lap Times

Bulletin No. _____

DDMC Battle of Britain Race Meeting

NEMCRC Solo Motorcycles

Race 15 - Solo 2 - 3rd Race

Race (8 Laps) started at 15:38:35

Croft 2.125 miles

28/08/2016 15:25



Lap	Time of Day	Lap Tm	S1	S2	S3	SFSpd
(19) David BELL						
1	15:40:12.992	1:37.392	32.668	38.734	25.990	112.408
2	15:41:43.860	1:30.868	27.989	37.755	25.124	112.976
3	15:43:13.904	1:30.044	27.049	37.837	25.158	113.549
4	15:44:44.088	1:30.184	27.082	37.673	25.429	111.290
5	15:46:15.614	1:31.526	27.123	38.281	26.122	112.220
6	15:47:47.433	1:31.819	27.458	38.475	25.886	112.033
7	15:49:20.317	1:32.884	27.868	38.870	26.146	111.290
8	15:50:58.309	1:37.992	28.305	40.426	29.261	90.077
(61) David CURTIS						
1	15:40:12.850	1:36.672	31.382	38.982	26.308	117.733
2	15:41:45.194	1:32.344	27.697	38.860	25.787	123.360
3	15:43:19.835	1:34.641	28.382	40.037	26.222	102.014
4	15:44:56.227	1:36.392	28.996	40.172	27.224	98.833
5	15:46:31.829	1:35.602	29.090	40.047	26.465	121.352
6	15:48:05.054	1:33.225	27.987	39.500	25.738	122.908
7	15:49:38.642	1:33.588	28.117	39.770	25.701	122.908
8	15:51:11.134	1:32.492	27.937	39.042	25.513	119.409
(31) Brad VICARS						
1	15:40:14.778	1:39.130	33.114	39.619	26.397	102.768
2	15:41:48.670	1:33.892	28.524	39.030	26.338	102.611
3	15:43:22.354	1:33.684	28.389	39.075	26.220	103.402
4	15:44:56.076	1:33.722	28.386	38.767	26.569	103.242
5	15:46:30.368	1:34.292	28.326	39.224	26.742	102.611
6	15:48:04.317	1:33.949	28.440	39.194	26.315	103.084
7	15:49:38.357	1:34.040	28.396	39.256	26.388	102.926
8	15:51:14.286	1:35.929	29.020	39.607	27.302	90.564
(20) Garry WHITFIELD						
1	15:40:18.076	1:40.224	31.996	40.739	27.489	105.184
2	15:41:53.175	1:35.099	28.737	39.904	26.458	105.681
3	15:43:27.292	1:34.117	28.436	39.180	26.501	93.726
4	15:45:02.004	1:34.712	28.633	39.492	26.587	107.030
5	15:46:36.452	1:34.448	28.388	39.357	26.703	106.351
6	15:48:10.783	1:34.331	28.574	39.205	26.552	99.714
7	15:49:45.119	1:34.336	28.340	39.638	26.358	106.689
8	15:51:19.690	1:34.571	28.425	39.379	26.767	104.204
(55) Darren KAY						
1	15:40:19.965	1:40.960	31.545	42.780	26.635	112.976
2	15:41:56.757	1:36.792	29.753	40.095	26.944	111.660
3	15:43:32.829	1:36.072	29.294	40.629	26.149	112.408
4	15:45:07.062	1:34.233	28.669	39.148	26.416	112.597
5	15:46:41.386	1:34.324	28.715	39.240	26.369	112.976
6	15:48:16.900	1:35.514	28.689	39.806	27.019	110.374
7	15:49:50.383	1:33.483	28.253	39.242	25.988	111.474
8	15:51:23.547	1:33.164	28.040	39.120	26.004	113.357
(62) Graham ASHBRIDGE						
1	15:40:18.958	1:40.857	32.452	41.092	27.313	117.116
2	15:41:55.015	1:36.057	29.186	39.396	27.475	117.116
3	15:43:30.447	1:35.432	28.704	39.453	27.275	118.147
4	15:45:05.864	1:35.417	28.954	39.612	26.851	116.912
5	15:46:41.032	1:35.168	28.725	39.758	26.685	117.526
6	15:48:16.274	1:35.242	28.842	39.810	26.590	117.321
7	15:49:51.509	1:35.235	28.342	39.768	27.125	115.504
8	15:51:26.099	1:34.590	28.411	39.520	26.659	115.903
(16) Graeme BANFIELD						
1	15:40:22.366	1:40.895	32.848	41.410	26.637	101.371
2	15:41:57.051	1:34.685	28.274	39.418	26.993	99.566
3	15:43:32.523	1:35.472	29.428	39.485	26.559	98.979
4	15:45:07.956	1:35.433	29.692	38.925	26.816	97.682

Lap	Time of Day	Lap Tm	S1	S2	S3	SFSpd
5	15:46:42.403	1:34.447	28.402	39.106	26.939	98.833
6	15:48:17.165	1:34.762	28.396	39.623	26.743	98.398
7	15:49:51.703	1:34.538	28.635	38.978	26.925	99.566
8	15:51:27.398	1:35.695	28.981	40.717	25.997	97.967
(24) Paul NOBLE						
1	15:40:18.303	1:40.449	31.900	40.590	27.959	115.107
2	15:41:54.552	1:36.249	28.794	40.219	27.236	120.049
3	15:43:30.094	1:35.542	28.683	39.675	27.184	116.709
4	15:45:06.683	1:36.589	28.943	39.945	27.701	117.733
5	15:46:43.529	1:36.846	28.432	40.078	28.336	116.709
6	15:48:18.535	1:35.006	28.493	39.572	26.941	120.049
7	15:49:52.675	1:34.140	27.813	39.413	26.914	117.321
8	15:51:29.717	1:37.042	27.946	41.542	27.554	110.556
(4) James REVELY						
1	15:40:19.634	1:41.258	32.754	41.239	27.265	106.015
2	15:41:56.255	1:36.621	29.569	40.309	26.743	106.520
3	15:43:33.638	1:37.383	29.612	40.682	27.089	108.413
4	15:45:09.510	1:35.872	28.888	40.070	26.914	107.030
5	15:46:45.357	1:35.847	28.707	40.366	26.774	107.030
6	15:48:20.656	1:35.299	28.972	39.872	26.455	106.520
7	15:49:55.577	1:34.921	28.748	39.931	26.242	106.520
8	15:51:30.790	1:35.213	28.895	40.175	26.143	106.859
(911) Kaine SHERIFF						
1	15:40:19.186	1:41.890	32.655	41.618	27.617	102.768
2	15:41:57.453	1:38.267	30.388	41.047	26.832	103.084
3	15:43:33.980	1:36.527	29.614	40.098	26.815	103.402
4	15:45:09.837	1:35.857	29.032	39.996	26.829	103.882
5	15:46:45.917	1:36.080	29.158	39.841	27.081	102.611
6	15:48:20.895	1:34.978	28.980	39.630	26.368	103.084
7	15:49:56.008	1:35.113	29.358	39.615	26.140	103.242
8	15:51:31.521	1:35.513	29.012	40.197	26.304	100.460
(117) Ross JACKMAN						
1	15:40:20.120	1:42.345	33.541	41.327	27.477	102.611
2	15:41:57.951	1:37.831	30.283	40.430	27.118	102.926
3	15:43:34.628	1:36.677	29.813	40.174	26.690	102.926
4	15:45:10.035	1:35.407	29.166	39.524	26.717	102.926
5	15:46:46.571	1:36.536	29.345	39.606	27.585	99.863
6	15:48:21.606	1:35.035	29.401	39.423	26.211	102.454
7	15:49:56.403	1:34.797	28.796	39.598	26.403	102.142
8	15:51:31.714	1:35.311	28.787	40.020	26.504	98.398
(69) Carlo BARBARO						
1	15:40:22.679	1:43.495	33.475	42.286	27.734	98.979
2	15:41:59.246	1:36.567	29.414	39.788	27.365	99.419
3	15:43:36.594	1:37.348	29.350	40.652	27.346	98.833
4	15:45:11.994	1:35.400	29.113	39.360	26.927	98.543
5	15:46:47.445	1:35.451	28.934	39.300	27.217	98.833
6	15:48:22.336	1:34.891	28.642	39.437	26.812	99.125
7	15:49:57.091	1:34.755	28.322	39.507	26.926	98.833
8	15:51:32.081	1:34.990	28.774	39.479	26.737	99.272
(15) Alan ELLIS						
1	15:40:20.882	1:42.262	33.216	41.579	27.467	98.979
2	15:41:58.673	1:37.791	30.356	40.478	26.957	99.125
3	15:43:35.872	1:37.199	29.895	40.557	26.747	98.979
4	15:45:12.446	1:36.574	29.816	40.213	26.545	99.714
5	15:46:49.114	1:36.668	29.408	40.324	26.936	98.688
6	15:48:26.163	1:37.049	29.779	40.637	26.633	98.254
7	15:50:03.827	1:37.664	30.009	40.786	26.869	96.558
8	15:51:42.059	1:38.232	30.037	41.087	27.108	95.053
(41) Phil PUGH						

Clerk of the Course.

Orbits

Sig : Time :
Chief Timekeeper : Ian Sharp (SMART Timing)

Results available at www.mylaps.com and www.smart-timing.co.uk





www.nemcrc.co.uk

Lap Times

Bulletin No. _____

DDMC Battle of Britain Race Meeting


NEMCRC Solo Motorcycles

Croft 2.125 miles

Race 15 - Solo 2 - 3rd Race

28/08/2016 15:25

Race (8 Laps) started at 15:38:35



Lap	Time of Day	Lap Tm	S1	S2	S3	SFSpd
1	15:40:24.847	1:45.867	33.065	43.291	29.511	110.012
2	15:42:05.289	1:40.442	30.202	41.927	28.313	112.597
3	15:43:45.150	1:39.861	29.671	41.605	28.585	111.660
4	15:45:25.078	1:39.928	29.836	41.567	28.525	110.739
5	15:47:04.937	1:39.859	29.800	41.520	28.539	112.220
6	15:48:44.029	1:39.092	29.884	40.870	28.338	111.660
7	15:50:23.729	1:39.700	30.363	41.549	27.788	110.922
8	15:52:03.495	1:39.766	29.672	42.098	27.996	108.413

(54) Cameron ROBB

1	15:40:26.094	1:46.454	33.609	43.372	29.473	101.987
2	15:42:08.181	1:42.087	30.733	43.236	28.118	104.529
3	15:43:50.353	1:42.172	30.543	43.410	28.219	104.366
4	15:45:31.751	1:41.398	30.590	42.203	28.605	102.142
5	15:47:13.373	1:41.622	30.455	42.336	28.831	99.714
6	15:48:55.011	1:41.638	30.896	42.694	28.048	103.084
7	15:50:36.767	1:41.756	30.744	42.210	28.802	102.298
8	15:52:18.246	1:41.479	30.178	42.484	28.817	102.298

(5) Shane GODDEN

1	15:40:25.494	1:45.714	34.339	43.000	28.375	86.146
2	15:42:09.965	1:44.471	32.414	42.863	29.194	86.368
3	15:43:54.489	1:44.524	31.862	43.273	29.389	85.270
4	15:45:38.011	1:43.522	31.675	43.061	28.786	86.146
5	15:47:24.047	1:46.036	31.849	43.434	30.753	84.946
6	15:49:08.587	1:44.540	31.842	43.565	29.133	85.162
7	15:50:54.476	1:45.889	32.094	44.379	29.416	84.306
8	15:52:39.646	1:45.170	31.990	44.305	28.875	84.306

(427) Richard HAMMOND

1	15:40:29.292	1:49.799	35.408	45.203	29.188	97.399
2	15:42:15.120	1:45.828	31.844	44.593	29.391	98.254
3	15:44:00.297	1:45.177	31.644	44.013	29.520	95.595
4	15:45:44.172	1:43.875	31.282	43.296	29.297	96.281
5	15:47:29.780	1:45.608	31.673	44.171	29.764	94.919
6	15:49:13.986	1:44.206	31.714	43.764	28.728	97.117
7	15:50:57.480	1:43.494	31.462	43.058	28.974	94.518
8	15:52:39.729	1:42.249	31.262	42.461	28.526	96.558

(7) Carl BELL

1	15:40:28.372	1:49.036	35.048	44.987	29.001	100.460
2	15:42:14.783	1:46.411	32.373	44.395	29.643	100.762
3	15:43:59.130	1:44.347	31.624	43.601	29.122	100.310

(134) Chris RICHARDSON

1	15:40:18.635	1:41.236	32.617	40.849	27.770	101.218
2	15:41:55.697	1:37.062	30.106	40.211	26.745	101.066

Clerk of the Course.

Sig : Time :
Chief Timekeeper : Ian Sharp (SMART Timing)
Results available at www.mylaps.com and www.smart-timing.co.uk

Orbits





Race Results

Bulletin No. _____

DDMC Battle of Britain Race Meeting

Lapchart


NEMCRC Solo Motorcycles

Croft 2.125 miles

Race 15 - Solo 2 - 3rd Race

28/08/2016 15:25

Race (8 Laps) started at 15:38:35



Competitors	Laps									
	0	1	2	3	4	5	6	7	8	
David BELL (19)	1	19	61	19	19	19	19	19	19	19
Brad VICARS (31)	2	31	19	61	61	31	31	31	31	61
David CURTIS (61)	3	61	31	31	31	61	61	61	61	31
Kaine SHERIFF (911)	4	911	20	20	20	20	20	20	20	20
Chris RICHARDSON (134)	5	134	24	24	24	62	62	62	55	55
Ross JACKMAN (117)	6	117	134	62	62	24	55	55	62	62
Garry WHITFIELD (20)	7	20	62	134	16	55	16	16	16	16
Paul NOBLE (24)	8	24	911	4	55	16	24	24	24	24
Graham ASHBRIDGE (62)	9	62	4	55	4	4	4	4	4	4
James REVELY (4)	10	4	55	16	911	911	911	911	911	911
Alan ELLIS (15)	11	15	117	911	117	117	117	117	117	117
Phil PUGH (41)	12	41	15	117	15	69	69	69	69	69
Darren KAY (55)	13	55	16	15	69	15	15	15	15	15
Carlo BARBARO (69)	14	69	69	69	41	41	41	41	41	41
Carl BELL (7)	15	7	41	41	54	54	54	54	54	54
Richard HAMMOND (427)	16	427	5	54	5	5	5	5	5	5
Cameron ROBB (54)	17	54	54	5	7	427	427	427	427	427
Shane GODDEN (5)	18	5	7	7	427					
Graeme BANFIELD (16)	19	16	427	427						
-	20									
-	21									
-	22									
-	23									
-	24									
-	25									
-	26									

Margin of Victory	Avg. Speed	Best Lap Tm	Best Speed	Best Lap by
12.825	82.341	1:30.044	84.958	19 - David BELL

Clerk of the Course.

Orbits

Sig : Time :
Chief Timekeeper : Ian Sharp (SMART Timing)

Results available at www.mylaps.com and www.smart-timing.co.uk

Printed: 29/08/2016 18:24:47





Race Results

Bulletin No. _____

DDMC Battle of Britain Race Meeting

Sorted on Laps

NEMCRC Sidecars

Croft 2.125 miles

Race 16 - 2nd Race

28/08/2016 15:55

Race (12 Laps) started at 15:58:37

Pos	No.	Name	Make/Model	CC	Class	Laps	Total Tm	Diff	Best Tm	In Lap	Avg. Speed
1	72	P FOUNDS / J WALMSLEY	LCR Suzuki	600	SC	9	13:44.193		1:30.458	4	83.536
2	17	L CRAWFORD / P FARRANCE	LCR Suzuki	600	SC	9	13:50.923	6.730	1:31.085	4	82.860
3	99	S RAMSDEN / M RAMSDEN	LCR Honda	600	SC	9	13:51.385	7.192	1:30.955	8	82.814
4	95	L BLACKSTOCK / P ROSNEY	LCR Suzuki	600	SC	9	13:52.002	7.809	1:31.335	8	82.752
5	69	G LAMBERT / J CANIPA	GLR Honda	600	SC	9	14:10.080	25.887	1:33.135	6	80.992
6	8	D WALLIS / G STANTON	LCR Suzuki	600	SC	9	14:10.534	26.341	1:32.964	8	80.949
7	5	G SHAND / P HYDE	Shand F2	600	SC	9	14:16.724	32.531	1:33.337	3	80.364
8	16	G GIBSON / D GIBSON	Sherbourne Suzuki	600	SC	9	14:21.457	37.264	1:34.353	6	79.923
9	41	P RILEY / S PARKER	MRE	600	SC	9	14:42.154	57.961	1:35.829	9	78.048
Not classified (from pos 10)											
	37	C MORPHET / P HALLIBURTON	LCR Suzuki	600	SC	9	14:41.090	56.897	1:36.494	2	78.142
DNF	111	D NICHOLLS / B AVISON	LCR Suzuki	600	SC	2	3:24.146	DNF	1:37.484	2	74.946
DNS	15	K MORGAN / S MORGAN	LCR F2 R6 Yamaha	600	SC			DNS		0	-

Announcements

RED FLAG after Leader completed 10 Laps - Result declared at 9 Laps.
 Bike No.37 - Not classified - Not running at time of Red Flag.
 90% of Class Winners average speed = 75.182

Margin of Victory	Avg. Speed	Best Lap Tm	Best Speed	Best Lap by
6.730	83.536	1:30.458	84.570	72 - P FOUNDS / J WALMSLEY

Clerk of the Course.

Orbits

Sig : Time :
 Chief Timekeeper : Ian Sharp (SMART Timing)
 Results available at www.mylaps.com and www.smart-timing.co.uk





www.nemcrc.co.uk

Lap Times

Bulletin No. _____

DDMC Battle of Britain Race Meeting


NEMCRC Sidecars

Race 16 - 2nd Race

Race (12 Laps) started at 15:58:37

Croft 2.125 miles

28/08/2016 15:55



Lap	Time of Day	Lap Tm	S1	S2	S3	SFSpd
(72) P FOUNDS / J WALMSLEY						
1	16:00:13.808	1:35.116	31.337	37.810	25.969	100.914
2	16:01:44.613	1:30.805	27.981	37.127	25.697	101.066
3	16:03:15.618	1:31.005	28.071	36.997	25.937	99.419
4	16:04:46.076	1:30.458	27.852	36.855	25.751	101.524
5	16:06:17.416	1:31.340	27.774	37.444	26.122	100.914
6	16:07:48.161	1:30.745	27.856	37.095	25.794	101.524
7	16:09:18.904	1:30.743	27.793	36.943	26.007	101.066
8	16:10:49.882	1:30.978	27.867	37.178	25.933	100.611
9	16:12:21.257	1:31.375	28.151	37.387	25.837	100.762

Lap	Time of Day	Lap Tm	S1	S2	S3	SFSpd
(5) G SHAND / P HYDE						
1	16:00:17.795	1:38.278	32.494	38.909	26.875	97.824
2	16:01:52.659	1:34.864	29.670	38.644	26.550	98.254
3	16:03:25.996	1:33.337	28.782	38.379	26.176	98.398
4	16:05:00.229	1:34.233	29.146	38.300	26.787	99.272
5	16:06:35.410	1:35.181	29.395	39.146	26.640	98.688
6	16:08:08.833	1:33.423	28.747	38.092	26.584	98.833
7	16:09:42.172	1:33.339	28.590	37.942	26.807	97.257
8	16:11:17.851	1:35.679	29.271	38.830	27.578	92.308
9	16:12:53.788	1:35.937	29.325	39.487	27.125	96.558

Lap	Time of Day	Lap Tm	S1	S2	S3	SFSpd
(17) L CRAWFORD / P FARRANCE						
1	16:00:14.670	1:37.006	32.913	38.219	25.874	99.419
2	16:01:46.410	1:31.740	28.069	37.792	25.879	100.914
3	16:03:17.565	1:31.155	28.104	37.530	25.521	98.398
4	16:04:48.650	1:31.085	27.858	37.611	25.616	99.272
5	16:06:20.404	1:31.754	28.173	37.871	25.710	99.125
6	16:07:52.071	1:31.667	28.215	37.680	25.772	99.566
7	16:09:23.717	1:31.646	27.989	37.601	26.056	97.682
8	16:10:55.536	1:31.819	28.241	37.783	25.795	98.398
9	16:12:27.987	1:32.451	28.675	37.833	25.943	98.543

Lap	Time of Day	Lap Tm	S1	S2	S3	SFSpd
(16) G GIBSON / D GIBSON						
1	16:00:19.006	1:39.193	32.986	39.814	26.393	99.125
2	16:01:54.002	1:34.996	29.558	39.204	26.234	99.566
3	16:03:29.585	1:35.583	29.682	39.462	26.439	98.979
4	16:05:04.538	1:34.953	29.389	39.049	26.515	99.272
5	16:06:39.598	1:35.060	29.541	39.060	26.459	100.011
6	16:08:13.951	1:34.353	28.997	38.700	26.656	100.611
7	16:09:48.489	1:34.538	29.012	39.163	26.363	99.714
8	16:11:23.351	1:34.862	29.432	38.860	26.570	99.566
9	16:12:58.521	1:35.170	29.228	38.952	26.990	99.125

Lap	Time of Day	Lap Tm	S1	S2	S3	SFSpd
(99) S RAMSDEN / M RAMSDEN						
1	16:00:14.123	1:36.147	31.981	38.408	25.758	101.524
2	16:01:46.201	1:32.078	28.272	37.794	26.012	100.611
3	16:03:18.363	1:32.162	28.277	38.314	25.571	100.762
4	16:04:50.006	1:31.643	28.134	37.791	25.718	100.762
5	16:06:21.745	1:31.739	28.023	37.801	25.915	101.678
6	16:07:53.320	1:31.575	28.328	37.783	25.464	101.678
7	16:09:24.781	1:31.461	27.922	37.889	25.650	101.066
8	16:10:55.736	1:30.955	28.021	37.531	25.403	101.832
9	16:12:28.449	1:32.713	28.316	38.687	25.710	101.066

Lap	Time of Day	Lap Tm	S1	S2	S3	SFSpd
(41) P RILEY / S PARKER						
1	16:00:24.448	1:43.197	33.845	41.011	28.341	92.818
2	16:02:02.709	1:38.261	30.202	39.684	28.375	92.947
3	16:03:40.628	1:37.919	29.943	40.084	27.892	91.802
4	16:05:18.178	1:37.550	30.055	39.686	27.809	92.947
5	16:06:55.151	1:36.973	30.080	39.108	27.785	93.335
6	16:08:31.136	1:35.985	29.442	39.006	27.537	93.726
7	16:10:06.977	1:35.841	29.611	39.001	27.229	92.947
8	16:11:43.389	1:36.412	29.675	39.072	27.665	93.076
9	16:13:19.218	1:35.829	29.412	38.575	27.842	92.818

Lap	Time of Day	Lap Tm	S1	S2	S3	SFSpd
(95) L BLACKSTOCK / P ROSNEY						
1	16:00:15.198	1:36.412	32.052	38.415	25.945	102.298
2	16:01:46.925	1:31.727	28.326	37.803	25.598	102.768
3	16:03:18.896	1:31.971	28.412	37.883	25.676	101.987
4	16:04:50.351	1:31.455	28.207	37.531	25.717	102.611
5	16:06:22.224	1:31.873	28.188	37.827	25.858	102.298
6	16:07:53.766	1:31.542	28.480	37.545	25.517	103.561
7	16:09:25.334	1:31.568	28.125	37.663	25.780	102.454
8	16:10:56.669	1:31.335	27.869	37.618	25.848	101.832
9	16:12:29.066	1:32.397	28.068	38.362	25.967	102.298

Lap	Time of Day	Lap Tm	S1	S2	S3	SFSpd
(37) C MORPHET / P HALLIBURTON						
1	16:00:22.527	1:42.038	33.405	40.625	28.008	96.005
2	16:01:59.021	1:36.494	30.008	39.592	26.894	94.518
3	16:03:36.805	1:37.784	29.874	40.413	27.497	95.731
4	16:05:14.013	1:37.208	29.862	39.955	27.391	95.868
5	16:06:51.274	1:37.261	30.320	39.789	27.152	96.419
6	16:08:27.864	1:36.590	29.695	39.539	27.356	96.976
7	16:10:04.526	1:36.662	29.806	39.886	26.970	96.281
8	16:11:41.559	1:37.033	30.184	39.923	26.926	95.731
9	16:13:18.154	1:36.595	29.688	39.625	27.282	96.976

Lap	Time of Day	Lap Tm	S1	S2	S3	SFSpd
(69) G LAMBERT / J CANIPA						
1	16:00:17.828	1:38.146	32.911	39.140	26.095	101.066
2	16:01:51.844	1:34.016	29.241	38.684	26.091	99.566
3	16:03:25.393	1:33.549	29.192	38.210	26.147	99.714
4	16:04:59.677	1:34.284	28.982	38.195	27.107	100.460
5	16:06:34.254	1:34.577	29.244	39.026	26.307	99.566
6	16:08:07.389	1:33.135	29.054	38.100	25.981	99.863
7	16:09:40.557	1:33.168	28.881	38.127	26.160	99.566
8	16:11:13.759	1:33.202	29.070	38.264	25.868	99.125
9	16:12:47.144	1:33.385	28.933	38.209	26.243	99.419

Lap	Time of Day	Lap Tm	S1	S2	S3	SFSpd
(111) D NICHOLLS / B AVISON						
1	16:00:23.726	1:43.259	33.290	40.147	29.822	97.117
2	16:02:01.210	1:37.484	30.394	39.945	27.145	94.919

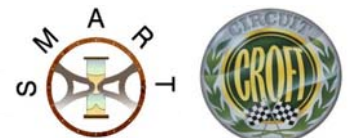
Lap	Time of Day	Lap Tm	S1	S2	S3	SFSpd
(8) D WALLIS / G STANTON						
1	16:00:16.302	1:36.817	32.031	38.520	26.266	98.979
2	16:01:50.623	1:34.321	29.069	38.760	26.492	100.611
3	16:03:24.332	1:33.709	29.146	38.479	26.084	99.863
4	16:04:59.257	1:34.925	28.978	38.779	27.168	100.460
5	16:06:34.787	1:35.530	29.272	39.933	26.325	101.218
6	16:08:07.982	1:33.195	28.927	38.354	25.914	101.218
7	16:09:41.189	1:33.207	28.601	38.600	26.006	101.218
8	16:11:14.153	1:32.964	28.678	38.460	25.826	101.524
9	16:12:47.598	1:33.445	28.784	38.358	26.303	101.524

Clerk of the Course.

Orbits

Sig : Time :
Chief Timekeeper : Ian Sharp (SMART Timing)

Results available at www.mylaps.com and www.smart-timing.co.uk



Printed: 29/08/2016 18:14:54



Race Results

Bulletin No. _____

DDMC Battle of Britain Race Meeting

Lapchart


NEMCRC Sidecars

Croft 2.125 miles

Race 16 - 2nd Race

28/08/2016 15:55

Race (12 Laps) started at 15:58:37



Competitors	Laps										
	0	1	2	3	4	5	6	7	8	9	
L CRAWFORD / P FARRANCE (17)	1	17	72	72	72	72	72	72	72	72	72
S RAMSDEN / M RAMSDEN (99)	2	99	99	99	17	17	17	17	17	17	17
P FOUNDS / J WALMSLEY (72)	3	72	17	17	99	99	99	99	99	99	99
L BLACKSTOCK / P ROSNEY (95)	4	95	95	95	95	95	95	95	95	95	95
D WALLIS / G STAINTON (8)	5	8	8	8	8	8	69	69	69	69	69
G SHAND / P HYDE (5)	6	5	5	69	69	69	8	8	8	8	8
G LAMBERT / J CANIPA (69)	7	69	69	5	5	5	5	5	5	5	5
G GIBSON / D GIBSON (16)	8	16	16	16	16	16	16	16	16	16	16
D NICHOLLS / B AVISON (111)	9	111	37	37	37	37	37	37	37	37	37
C MORPHET / P HALLIBURTON (37)	10	37	111	111	41	41	41	41	41	41	41
P RILEY / S PARKER (41)	11	41	41	41							
-	12										

Margin of Victory	Avg. Speed	Best Lap Tm	Best Speed	Best Lap by
6.730	83.536	1:30.458	84.570	72 - P FOUNDS / J WALMSLEY

Clerk of the Course.

Orbits

Sig : Time :
Chief Timekeeper : Ian Sharp (SMART Timing)

Results available at www.mylaps.com and www.smart-timing.co.uk

Printed: 29/08/2016 18:15:07





Race Results

Bulletin No. _____

DDMC Battle of Britain Race Meeting

Sorted on Laps

Monoposto

Croft 2.125 miles

Race 17 - 2nd Race

28/08/2016 16:25

Race (15:00 Time) started at 16:27:38

Pos	No.	Name	Make/Model	CC	Class	Laps	Total Tm	Diff	Best Tm	In Lap	2nd Best
1	5	Russ GILES	Dallara F398	2000	MF3	11	15:42.414		1:23.642	7	1:23.745
2	26	Bryn TOOTALL	Van Diemen RF99	2000	M20	11	15:44.527	2.113	1:24.474	11	1:24.535
3	14	Mark SMITH	Dallara F395	2000	M20	11	16:35.698	53.284	1:27.181	4	1:27.466
4	83	Chris KITE	Dallara	2000	Inv	11	16:45.903	1:03.489	1:28.411	11	1:28.780
5	7	Geoff FERN	Van Diemen RF89	1600	M16	11	17:05.383	1:22.969	1:30.945	7	1:31.189
6	51	Len TURNER	Jedi Mk6	998	M10	10	16:09.310	1 Lap	1:34.229	2	1:34.277
Not classified											
DNF	57	Eddie GUEST	Lola T640 FF	1600	M16	9	15:02.986	DNF	1:35.691	7	1:36.050
DNF	21	Ian HUGHES	Van Diemen RF88	2000	C20	6	8:59.151	DNF	1:26.974	3	1:27.829
DNS	89	James DREW-WILLIAMS	Lola	2000	MF3			DNS		0	

Announcements

Black and White flag - Car No.21

Margin of Victory	Avg. Speed	Best Lap Tm	Best Speed	Best Lap by
2.113	89.292	1:23.642	91.461	5 - Russ GILES

Clerk of the Course.

Orbits

Sig : Time :
Chief Timekeeper : Ian Sharp (SMART Timing)

Results available at www.mylaps.com and www.smart-timing.co.uk

Printed: 29/08/2016 18:05:03





Lap Times

Bulletin No. _____

DDMC Battle of Britain Race Meeting

Monoposto

Croft 2.125 miles

Race 17 - 2nd Race

28/08/2016 16:25

Race (15:00 Time) started at 16:27:38

Lap	Time of Day	Lap Tm	S1	S2	S3	SFSpd
(5) Russ GILES						
1	16:29:14.101	1:31.601	31.263	36.194	24.144	103.242
2	16:30:38.951	1:24.850	26.715	34.186	23.949	102.454
3	16:32:02.696	1:23.745	25.858	34.063	23.824	104.529
4	16:33:27.426	1:24.730	25.974	34.935	23.821	103.561
5	16:34:51.868	1:24.442	26.459	34.164	23.819	104.204
6	16:36:16.287	1:24.419	26.144	34.524	23.751	102.298
7	16:37:39.929	1:23.642	26.157	33.746	23.739	103.242
8	16:39:04.775	1:24.846	26.533	34.382	23.931	103.882
9	16:40:32.296	1:27.521	27.982	34.715	24.824	102.926
10	16:41:56.246	1:23.950	26.550	33.634	23.766	102.768
11	16:43:20.791	1:24.545	26.636	33.993	23.916	102.926

(26) Bryn TOOTALL						
1	16:29:10.429	1:31.234	31.226	35.682	24.326	97.682
2	16:30:36.612	1:26.183	27.007	34.967	24.209	98.543
3	16:32:02.079	1:25.467	26.524	34.826	24.117	98.688
4	16:33:26.711	1:24.632	26.254	34.556	23.822	98.543
5	16:34:51.246	1:24.535	26.489	34.169	23.877	97.540
6	16:36:17.536	1:26.290	26.583	35.588	24.119	96.697
7	16:37:43.260	1:25.724	26.443	34.805	24.476	98.688
8	16:39:08.162	1:24.902	26.163	34.580	24.159	98.979
9	16:40:33.557	1:25.395	25.963	35.040	24.392	98.543
10	16:41:58.430	1:24.873	26.973	34.060	23.840	98.398
11	16:43:22.904	1:24.474	26.239	34.383	23.852	96.281

(14) Mark SMITH						
1	16:29:15.567	1:34.896	31.272	37.856	25.768	101.066
2	16:30:43.171	1:27.604	27.470	35.739	24.395	100.762
3	16:32:10.637	1:27.466	27.170	36.015	24.281	100.460
4	16:33:37.818	1:27.181	26.918	35.816	24.447	100.762
5	16:35:05.630	1:27.812	26.859	36.118	24.835	100.011
6	16:36:34.149	1:28.519	27.118	36.569	24.832	100.762
7	16:38:04.960	1:30.811	27.574	38.136	25.101	98.688
8	16:39:37.977	1:33.017	27.942	38.215	26.860	100.161
9	16:41:09.934	1:31.957	28.748	38.094	25.115	98.979
10	16:42:42.342	1:32.408	28.441	38.682	25.285	98.833
11	16:44:14.075	1:31.733	28.302	38.031	25.400	98.688

(83) Chris KITE						
1	16:29:16.190	1:34.151	31.461	37.657	25.033	108.764
2	16:30:54.813	1:38.623	28.515	44.158	25.950	108.064
3	16:32:24.481	1:29.668	27.194	37.193	25.281	103.402
4	16:33:55.342	1:30.861	28.128	37.505	25.228	108.413
5	16:35:27.115	1:31.773	27.607	38.284	25.882	108.064
6	16:36:58.747	1:31.632	28.070	37.968	25.594	108.238
7	16:38:28.714	1:29.967	27.772	36.747	25.448	106.859
8	16:39:57.494	1:28.780	27.235	36.511	25.034	107.890
9	16:41:27.063	1:29.569	26.692	37.508	25.369	107.201
10	16:42:55.869	1:28.806	26.940	36.625	25.241	108.413
11	16:44:24.280	1:28.411	27.041	36.597	24.773	107.890

(7) Geoff FERN						
1	16:29:19.405	1:38.703	34.510	38.911	25.282	91.677
2	16:30:52.253	1:32.848	28.897	38.638	25.313	91.055
3	16:32:24.302	1:32.049	28.540	38.151	25.358	92.181
4	16:33:57.223	1:32.921	29.592	38.079	25.250	90.809
5	16:35:29.117	1:31.894	28.615	37.740	25.539	90.198
6	16:37:00.306	1:31.189	28.380	37.216	25.593	90.077
7	16:38:31.251	1:30.945	28.346	37.681	24.918	91.179
8	16:40:03.259	1:32.008	28.833	37.959	25.216	91.552
9	16:41:35.331	1:32.072	28.507	38.261	25.304	90.564
10	16:43:08.734	1:33.403	28.815	39.219	25.369	91.179
11	16:44:43.760	1:35.026	29.543	39.713	25.770	88.767

Lap	Time of Day	Lap Tm	S1	S2	S3	SFSpd
(51) Len TURNER						
1	16:29:21.412	1:39.855	34.516	39.960	25.379	97.257
2	16:30:55.641	1:34.229	28.520	39.331	26.378	100.011
3	16:32:29.918	1:34.277	28.563	39.597	26.117	96.558
4	16:34:06.917	1:36.999	30.109	40.256	26.634	96.836
5	16:35:43.158	1:36.241	29.531	40.329	26.381	95.868
6	16:37:20.228	1:37.070	29.961	40.229	26.880	96.836
7	16:38:56.092	1:35.864	30.065	39.775	26.024	96.143
8	16:40:32.292	1:36.200	29.307	40.358	26.535	95.053
9	16:42:08.772	1:36.480	29.653	40.004	26.823	94.651
10	16:43:47.687	1:38.915	29.978	41.984	26.953	96.143

(57) Eddie GUEST						
1	16:29:23.412	1:41.101	34.822	40.232	26.047	87.494
2	16:30:59.809	1:36.397	30.189	39.808	26.400	87.266
3	16:32:36.659	1:36.850	30.439	39.705	26.706	86.927
4	16:34:13.914	1:37.255	30.931	39.912	26.412	87.040
5	16:35:50.810	1:36.896	30.489	40.086	26.321	87.380
6	16:37:27.486	1:36.676	30.393	39.959	26.324	87.952
7	16:39:03.177	1:35.691	29.874	39.856	25.961	88.299
8	16:40:39.227	1:36.050	30.110	39.990	25.950	88.416
9	16:42:14.363	2:02.136	30.144	43.532	48.460	

(21) Ian HUGHES						
1	16:29:16.712	1:33.556	31.687	36.723	25.146	97.682
2	16:30:44.541	1:27.829	27.274	35.799	24.756	98.979
3	16:32:11.515	1:26.974	27.098	35.442	24.434	98.111
4	16:33:41.092	1:29.577	28.014	36.901	24.662	97.399
5	16:35:09.242	1:28.150	27.513	35.944	24.693	96.419
6	16:36:37.528	1:28.286	27.066	36.089	25.131	89.716

Clerk of the Course.

Sig : Time :
Chief Timekeeper : Ian Sharp (SMART Timing)

Results available at www.mylaps.com and www.smart-timing.co.uk

Printed: 29/08/2016 18:05:14

Orbits





Race Results

Bulletin No. _____

DDMC Battle of Britain Race Meeting

Lapchart


Monoposto

Croft 2.125 miles

Race 17 - 2nd Race

28/08/2016 16:25

Race (15:00 Time) started at 16:27:38



Competitors	Laps												
	0	1	2	3	4	5	6	7	8	9	10	11	
Bryn TOOTALL (26)	1	26	26	26	26	26	26	5	5	5	5	5	5
Mark SMITH (14)	2	14	5	5	5	5	5	26	26	26	26	26	26
Geoff FERN (7)	3	7	14	14	14	14	14	14	14	14	14	14	14
Len TURNER (51)	4	51	83	21	21	21	21	21	83	83	83	83	83
Chris KITE (83)	5	83	21	7	7	83	83	83	7	7	7	7	7
Eddie GUEST (57)	6	57	7	83	83	7	7	7	51	51	51	51	51
Russ GILES (5)	7	5	51	51	51	51	51	51	57	57	57		
Ian HUGHES (21)	8	21	57	57	57	57	57						
-	9												

Margin of Victory	Avg. Speed	Best Lap Tm	Best Speed	Best Lap by
2.113	89.292	1:23.642	91.461	5 - Russ GILES

Clerk of the Course. Orbits

Sig : Time :
Chief Timekeeper : Ian Sharp (SMART Timing)

Results available at www.mylaps.com and www.smart-timing.co.uk

Printed: 29/08/2016 18:05:31





Race Results

Bulletin No. _____

DDMC Battle of Britain Race Meeting

Sorted on Laps

Battle of Britain Trophy

Croft 2.125 miles

Race 18 - 2nd Race

28/08/2016 16:50

Race (15:00 Time) started at 16:55:09

Pos	No.	Name	Make/Model	CC	Class	Laps	Total Tm	Diff	Best Tm	In Lap	2nd Best
1	44	Mike CUTT	BMW M3	3200	A1	10	15:30.937		1:31.595	3	1:31.949
2	74	Barry SMITH	Caterham 7	2300	A1	10	15:31.442	0.505	1:31.422	6	1:31.607
3	47	Matthew KIRKBY	Caterham C400	2000	E1	10	15:33.051	2.114	1:32.147	10	1:32.263
4	00	Andy ROBINSON	Ford Falcon	7000	A1	10	15:36.295	5.358	1:30.491	4	1:30.638
5	12	Scott HUBEL	Peugeot 205 T16	2000	A2	10	16:09.372	38.435	1:34.591	4	1:34.666
6	52	Ron HARPER	Triumph Spitfire	1997	A2	10	16:19.032	48.095	1:35.641	8	1:36.054
7	80	Finlay CROCKER	Honda Civic TCR	2000	B1	10	16:33.134	1:02.197	1:30.522	6	1:30.543
8	189	William ROBSON	Ford Focus RS	2500	B1	10	16:42.893	1:11.956	1:37.578	4	1:38.132
9	31	Gary BOWERS	BMW E46	2500	B2	10	16:43.607	1:12.670	1:38.758	7	1:38.833
10	63	Graham ROBERTSON	BMW E46 M3	3200	A2	10	16:50.403	1:19.466	1:39.576	3	1:39.660
11	71	Sean FOLEY	BMW	2800	B2	10	16:50.579	1:19.642	1:39.096	8	1:39.424
12	85	Clive COOKSEY	Ford Fiesta	1600	D	9	15:34.493	1 Lap	1:40.736	7	1:40.791
13	33	Simon BAKER	Ford Fiesta	1600	D	9	15:38.827	1 Lap	1:42.280	6	1:42.581
14	25	Bob CLAXTON	VW Golf Mk5	2000	A1	9	16:29.508	1 Lap	1:46.769	3	1:47.389

Not classified

DNF	14	Louise CLAXTON	Peugeot Rally 106	1600	D	5	9:09.468	DNF	1:47.848	2	1:47.890
DNF	9	Peter HOUSE	VW Beetle	3200	D	5	10:11.010	DNF	1:41.577	2	1:41.632
DNS	1	Kirk ARMITAGE	BMW M3	3200	B1			DNS		0	
DNS	99	David BREWIS	Suzuki SC100	1475	A2			DNS		0	
DNS	97	Andy WILSON	Holden Monaro	7200	A1			DNS		0	
DNS	46	Ian HUMPIISH	Ford Focus	2300	B2			DNS		0	

Margin of Victory	Avg. Speed	Best Lap Tm	Best Speed	Best Lap by
0.505	82.175	1:30.491	84.539	00 - Andy ROBINSON

Clerk of the Course.

Orbits

Sig : Time :
Chief Timekeeper : Ian Sharp (SMART Timing)

Results available at www.mylaps.com and www.smart-timing.co.uk

Printed: 29/08/2016 17:51:28





Lap Times

Bulletin No. _____

DDMC Battle of Britain Race Meeting


Battle of Britain Trophy

Croft 2.125 miles

Race 18 - 2nd Race

28/08/2016 16:50

Race (15:00 Time) started at 16:55:09



Lap	Time of Day	Lap Tm	S1	S2	S3	SFSpd
(44) Mike CUTT						
1	16:56:48.475	1:38.312	33.365	38.004	26.943	101.832
2	16:58:20.548	1:32.073	28.235	37.965	25.873	102.142
3	16:59:52.143	1:31.595	27.572	38.224	25.799	100.914
4	17:01:24.472	1:32.329	28.090	38.335	25.904	100.762
5	17:02:57.361	1:32.889	28.020	38.287	26.582	99.566
6	17:04:31.338	1:33.977	29.479	38.275	26.223	101.371
7	17:06:03.619	1:32.281	27.913	37.820	26.548	101.066
8	17:07:35.935	1:32.316	28.019	37.999	26.298	101.832
9	17:09:07.884	1:31.949	28.185	37.750	26.014	101.371
10	17:10:40.343	1:32.459	28.431	37.944	26.084	101.218

(74) Barry SMITH						
1	16:56:51.835	1:36.906	31.211	39.605	26.090	106.520
2	16:58:25.058	1:33.223	28.117	38.888	26.218	103.721
3	16:59:57.828	1:32.770	28.051	38.713	26.006	106.183
4	17:01:30.158	1:32.330	27.798	38.620	25.912	105.848
5	17:03:01.765	1:31.607	27.827	38.160	25.620	107.030
6	17:04:33.187	1:31.422	27.836	37.971	25.615	106.520
7	17:06:04.809	1:31.622	27.341	37.698	26.583	108.238
8	17:07:36.504	1:31.695	27.804	37.895	25.996	109.474
9	17:09:08.186	1:31.682	27.945	38.379	25.358	108.238
10	17:10:40.848	1:32.662	28.627	38.083	25.952	108.588

(47) Matthew KIRKBY						
1	16:56:47.467	1:36.344	31.715	38.438	26.191	97.824
2	16:58:19.978	1:32.511	28.038	38.568	25.905	98.254
3	16:59:52.722	1:32.744	27.929	38.991	25.824	98.979
4	17:01:24.985	1:32.263	27.809	38.514	25.940	99.566
5	17:02:57.626	1:32.641	27.883	38.431	26.327	98.398
6	17:04:31.540	1:33.914	29.389	38.623	25.902	100.611
7	17:06:04.097	1:32.557	28.194	38.062	26.301	99.419
8	17:07:36.387	1:32.290	27.963	38.083	26.244	97.117
9	17:09:10.310	1:33.923	28.609	39.272	26.042	98.688
10	17:10:42.457	1:32.147	27.686	38.150	26.311	98.543

(00) Andy ROBINSON						
1	16:57:03.956	1:52.258	32.051	53.250	26.957	107.717
2	16:58:37.267	1:33.311	27.568	38.703	27.040	108.238
3	17:00:08.326	1:31.059	27.548	37.617	25.894	107.717
4	17:01:38.817	1:30.491	27.285	37.223	25.983	106.015
5	17:03:09.455	1:30.638	27.266	37.579	25.793	107.201
6	17:04:40.133	1:30.678	27.209	37.336	26.133	106.859
7	17:06:11.211	1:31.078	27.066	37.626	26.386	107.201
8	17:07:42.052	1:30.841	27.526	37.314	26.001	106.859
9	17:09:13.954	1:31.902	28.243	37.747	25.912	106.351
10	17:10:45.701	1:31.747	27.675	37.853	26.219	105.184

(12) Scott HUBEL						
1	16:56:53.127	1:41.084	33.338	40.047	27.699	95.595
2	16:58:27.793	1:34.666	28.598	39.282	26.786	94.252
3	17:00:02.745	1:34.952	28.835	39.344	26.773	94.120
4	17:01:37.336	1:34.591	28.655	39.354	26.582	93.595
5	17:03:12.525	1:35.189	29.020	39.573	26.596	95.188
6	17:04:48.043	1:35.518	28.668	40.129	26.721	93.595
7	17:06:29.977	1:41.934	29.055	39.786	33.093	93.465
8	17:08:06.608	1:36.631	29.703	39.860	27.068	94.651
9	17:09:43.054	1:36.446	29.134	40.505	26.807	93.595
10	17:11:18.778	1:35.724	29.058	39.554	27.112	94.120

(52) Ron HARPER						
1	16:56:57.811	1:44.839	35.110	41.627	28.102	97.967
2	16:58:35.234	1:37.423	29.646	40.750	27.027	97.682
3	17:00:11.541	1:36.307	29.863	39.919	26.525	97.540
4	17:01:47.870	1:36.329	29.538	40.189	26.602	97.824

5	17:03:24.957	1:37.087	29.578	40.919	26.590	98.111
6	17:05:01.011	1:36.054	29.417	39.706	26.931	98.543
7	17:06:38.286	1:37.275	29.911	40.462	26.902	98.979
8	17:08:13.927	1:35.641	29.561	39.551	26.529	98.833
9	17:09:51.063	1:37.136	29.164	41.218	26.754	98.833
10	17:11:28.438	1:37.375	29.738	40.412	27.225	96.558

(80) Finlay CROCKER						
1	16:56:48.248	1:38.381	34.473	37.690	26.218	100.611
2	16:59:33.898	2:45.650	27.500	1:51.793	26.357	100.914
3	17:01:05.237	1:31.339	27.893	37.478	25.968	100.611
4	17:02:35.885	1:30.648	27.436	37.148	26.064	100.914
5	17:04:08.411	1:32.526	29.190	37.253	26.083	101.066
6	17:05:38.933	1:30.522	27.451	36.971	26.100	100.161
7	17:07:10.511	1:31.578	28.119	37.333	26.126	100.611
8	17:08:41.054	1:30.543	27.391	37.105	26.047	101.218
9	17:10:11.611	1:30.557	27.532	36.726	26.299	100.460
10	17:11:42.540	1:30.929	27.320	37.324	26.285	100.914

(189) William ROBSON						
1	16:56:58.487	1:45.150	35.076	42.364	27.710	98.833
2	16:58:37.818	1:39.331	29.635	41.587	28.109	95.459
3	17:00:16.551	1:38.733	29.785	41.544	27.404	97.540
4	17:01:54.129	1:37.578	29.772	40.531	27.275	97.967
5	17:03:32.619	1:38.490	29.627	40.879	27.984	96.419
6	17:05:10.751	1:38.132	29.747	40.766	27.619	96.005
7	17:06:52.813	1:42.062	31.685	42.362	28.015	89.477
8	17:08:32.513	1:39.700	30.768	41.230	27.702	89.836
9	17:10:12.876	1:40.363	30.522	41.140	28.701	89.957
10	17:11:52.299	1:39.423	30.223	40.964	28.236	89.477

(31) Gary BOWERS						
1	16:56:58.453	1:45.199	34.259	41.912	29.028	86.814
2	16:58:39.423	1:40.970	30.636	41.281	29.053	85.054
3	17:00:18.946	1:39.523	30.345	41.140	28.038	85.706
4	17:01:57.790	1:38.844	30.314	40.668	27.862	85.815
5	17:03:36.907	1:39.117	30.084	41.160	27.873	85.596
6	17:05:16.672	1:39.765	31.081	40.681	28.003	85.815
7	17:06:55.430	1:38.758	30.216	40.642	27.900	85.706
8	17:08:34.263	1:38.833	30.307	40.745	27.781	86.257
9	17:10:13.519	1:39.256	30.208	40.507	28.541	86.035
10	17:11:53.013	1:39.494	30.051	41.060	28.383	84.625

(63) Graham ROBERTSON						
1	16:56:56.460	1:43.031	33.030	41.438	28.563	86.257
2	16:58:37.093	1:40.633	30.509	41.042	29.082	87.952
3	17:00:16.669	1:39.576	30.113	41.049	28.414	86.368
4	17:01:56.389	1:39.720	30.567	41.171	27.982	86.927
5	17:03:36.796	1:40.407	30.963	41.153	28.291	87.266
6	17:05:17.244	1:40.448	31.706	41.044	27.698	88.532
7	17:06:56.904	1:39.660	30.727	40.837	28.096	87.608
8	17:08:38.114	1:41.210	32.283	40.959	27.968	87.722
9	17:10:18.723	1:40.609	30.499	41.618	28.492	87.722
10	17:11:59.809	1:41.086	31.130			89.002

(71) Sean FOLEY						
1	16:57:00.191	1:45.400	34.942	41.853	28.605	87.837
2	16:58:41.293	1:41.102	30.433	41.970	28.699	87.608
3	17:00:21.671	1:40.378	30.492	41.364	28.522	88.416
4	17:02:01.217	1:39.546	30.106	41.249	28.191	86.479
5	17:03:41.242	1:40.025	30.690	41.215	28.120	87.494
6	17:05:21.178	1:39.936	30.391	41.026	28.519	86.368
7	17:07:00.605	1:39.427	30.212	41.001	28.214	87.722
8	17:08:39.701	1:39.096	30.312	40.826	27.958	87.380
9	17:10:19.125	1:39.424	30.679	40.915	27.830	89.239
10	17:11:59.985	1:40.860	31.038	41.509	28.313	79.795

Clerk of the Course.

Orbits

Sig : Time :
Chief Timekeeper : Ian Sharp (SMART Timing)
Results available at www.mylaps.com and www.smart-timing.co.uk





Lap Times

Bulletin No. _____

DDMC Battle of Britain Race Meeting


Battle of Britain Trophy

Croft 2.125 miles

Race 18 - 2nd Race

28/08/2016 16:50

Race (15:00 Time) started at 16:55:09



Lap	Time of Day	Lap Tm	S1	S2	S3	SFSpd	Lap	Time of Day	Lap Tm	S1	S2	S3	SFSpd
(85) Clive COOKSEY													
1	16:57:10.176	1:47.819	35.015	43.925	28.879	90.198							
2	16:58:53.039	1:42.863	30.900	43.367	28.596	88.299							
3	17:00:33.998	1:40.959	30.958	41.882	28.119	88.649							
4	17:02:14.789	1:40.791	30.698	41.859	28.234	88.884							
5	17:03:56.111	1:41.322	30.741	42.063	28.518	88.299							
6	17:05:37.637	1:41.526	30.934	42.018	28.574	86.927							
7	17:07:18.373	1:40.736	30.901	41.795	28.040	88.884							
8	17:09:01.898	1:43.525	30.571	44.556	28.398	87.837							
9	17:10:43.899	1:42.001	30.735	41.481	29.785	87.952							
(33) Simon BAKER													
1	16:57:03.690	1:49.147	36.139	43.541	29.467	79.323							
2	16:58:46.700	1:43.010	31.523	42.306	29.181	78.672							
3	17:00:29.533	1:42.833	31.723	42.162	28.948	78.580							
4	17:02:12.944	1:43.411	31.855	42.182	29.374	78.397							
5	17:03:56.354	1:43.410	32.141	42.048	29.221	79.230							
6	17:05:38.634	1:42.280	31.444	41.947	28.889	80.176							
7	17:07:21.215	1:42.581	31.244	41.751	29.586	79.230							
8	17:09:04.265	1:43.050	31.595	42.448	29.007	78.765							
9	17:10:48.233	1:43.968	31.564	42.594	29.810	78.214							
(25) Bob CLAXTON													
1	16:57:10.028	1:54.404	37.179	47.318	29.907	85.162							
2	16:58:57.905	1:47.877	33.495	45.179	29.203	84.946							
3	17:00:44.674	1:46.769	33.275	44.294	29.200	82.849							
4	17:02:32.229	1:47.555	33.404	44.477	29.674	82.039							
5	17:04:19.618	1:47.389	33.656	44.369	29.364	83.054							
6	17:06:08.306	1:48.688	32.976	43.880	31.832	82.543							
7	17:07:58.556	1:50.250	34.382	45.553	30.315	81.146							
8	17:09:48.833	1:50.277	33.563	46.749	29.965	82.240							
9	17:11:38.914	1:50.081	34.305	45.695	30.081	83.260							
(14) Louise CLAXTON													
1	16:57:06.892	1:50.829	35.644	44.757	30.428	82.341							
2	16:58:54.740	1:47.848	33.047	45.062	29.739	82.139							
3	17:00:42.807	1:48.067	32.700	44.152	31.215	80.176							
4	17:02:30.984	1:48.177	33.543	44.734	29.900	79.985							
5	17:04:18.874	1:47.890	33.377	44.328	30.185	79.417							
(9) Peter HOUSE													
1	16:57:03.644	1:49.086	35.308	44.908	28.870	81.839							
2	16:58:45.221	1:41.577	31.141	42.349	28.087	83.363							
3	17:00:26.853	1:41.632	31.433	42.127	28.072	83.675							
4	17:02:46.562	2:19.709	31.061	1:17.717	30.931	82.849							
5	17:05:20.416	2:33.854	44.622	59.748	49.484								

Clerk of the Course.

Sig : Time :
Chief Timekeeper : Ian Sharp (SMART Timing)

Results available at www.mylaps.com and www.smart-timing.co.uk

Printed: 29/08/2016 17:51:14

Orbits





Race Results

Bulletin No. _____

DDMC Battle of Britain Race Meeting

Lapchart


Battle of Britain Trophy

Croft 2.125 miles

Race 18 - 2nd Race

28/08/2016 16:50

Race (15:00 Time) started at 16:55:09



Competitors	Laps											
	0	1	2	3	4	5	6	7	8	9	10	
Finlay CROCKER (80)	1	80	47	47	44	44	44	44	44	44	44	44
Mike CUTT (44)	2	44	80	44	47	47	47	47	47	47	74	74
Matthew KIRKBY (47)	3	47	44	74	74	74	74	74	74	74	47	47
Andy ROBINSON (00)	4	00	74	12	12	12	00	00	00	00	00	00
Scott HUBEL (12)	5	12	12	52	00	00	12	12	12	12	12	12
Ron HARPER (52)	6	52	63	63	52	52	52	52	52	52	52	52
Gary BOWERS (31)	7	31	52	00	189	189	189	189	189	189	80	80
William ROBSON (189)	8	189	31	189	63	63	63	31	31	31	189	189
Graham ROBERTSON (63)	9	63	189	31	31	31	31	63	63	63	31	31
Simon BAKER (33)	10	33	71	71	71	71	71	71	71	71	63	63
Peter HOUSE (9)	11	9	9	9	9	33	85	85	80	80	71	71
Sean FOLEY (71)	12	71	33	33	33	85	33	33	85	85	85	85
Barry SMITH (74)	13	74	00	85	85	14	80	80	33	33	33	33
Bob CLAXTON (25)	14	25	14	14	14	25	14	25	25	25	25	25
Louise CLAXTON (14)	15	14	25	25	25	80	25					
Clive COOKSEY (85)	16	85	85	80	80	9	9					
-	17											
-	18											
-	19											
-	20											

Margin of Victory	Avg. Speed	Best Lap Tm	Best Speed	Best Lap by
0.505	82.175	1:30.491	84.539	00 - Andy ROBINSON

Clerk of the Course. Orbits

Sig : Time :
Chief Timekeeper : Ian Sharp (SMART Timing)

Results available at www.mylaps.com and www.smart-timing.co.uk

Printed: 29/08/2016 17:51:43



**DDMC Battle of Britain Race Meeting**

Battle of Britain Trophy

Croft 2.125 miles

Overall Result



Pos	No.	Name	Make/Model	CC	Class	Laps	Total Tm	Diff
1	44	Mike CUTT	BMW M3	3200	A1	20	30:54.990	
2	00	Andy ROBINSON	Ford Falcon	7000	A1	20	31:02.532	7.542
3	47	Matthew KIRKBY	Caterham C400	2000	E1	20	31:06.773	11.783
4	80	Finlay CROCKER	Honda Civic TCR	2000	B1	20	31:49.348	54.358
5	12	Scott HUBEL	Peugeot 205 T16	2000	A2	20	32:24.387	1:29.397
6	52	Ron HARPER	Triumph Spitfire	1997	A2	20	33:03.832	2:08.842
7	189	William ROBSON	Ford Focus RS	2500	B1	20	33:24.963	2:29.973
8	31	Gary BOWERS	BMW E46	2500	B2	19	31:57.570	1 Lap
9	63	Graham ROBERTSON	BMW E46 M3	3200	A2	19	32:12.041	1 Lap
10	71	Sean FOLEY	BMW 328	2800	B2	19	33:07.268	1 Lap
11	85	Clive COOKSEY	Ford Fiesta	1600	D	18	30:58.834	2 Laps
12	33	Simon BAKER	Ford Fiesta	1600	D	18	31:37.123	2 Laps
13	25	Bob CLAXTON	VW Golf Mk5	2000	A1	18	33:15.480	2 Laps
14	74	Barry SMITH	Caterham 7	2300	A1	10	15:31.442	10 Laps
15	1	Kirk ARMITAGE	BMW M3	3200	B1	10	16:07.005	10 Laps
16	99	David BREWIS	Suzuki SC100	1475	A2	10	16:24.609	10 Laps
17	9	Peter HOUSE	VW Beetle	3200	D	9	15:37.011	11 Laps
DNF	97	Andy WILSON	Holden Monaro	7200	A1	0		
DNF	14	Louise CLAXTON	Peugeot Rally 106	1600	D	0		
DNS	46	Ian HUMPIHSH	Ford Focus	2300	B2	0		

Clerk of the Course.

Sig : Time :

Chief Timekeeper : Ian Sharp (SMART Timing)

Results available at www.mylaps.com and www.smart-timing.co.uk

Printed: 29/08/2016 17:57:43

Orbits





www.nemcrc.co.uk

Race Results

Bulletin No. _____

DDMC Battle of Britain Race Meeting

Sorted on Laps

NEMCRC Solo Motorbikes

Croft 2.125 miles

Race 19 - Solo 1 - 4th Race

28/08/2016 17:15

Race (8 Laps) started at 17:26:26

Pos	No.	Name	Make/Model	CC	Class	Laps	Total Tm	Diff	Best Tm	In Lap	Avg. Speed
1	17	Mark GOODINGS	Kawasaki	ZX10 1000	1	8	11:55.379		1:28.131	6	85.549
2	119	Andrew STOCKDALE	BMW	1000	1	8	11:55.578	0.199	1:28.246	5	85.525
3	16	Ian RUMNEY	Kawasaki	ZX10 1000	1	8	11:59.898	4.519	1:28.649	7	85.012
4	78	Lee TEASDALE	Aprilia	RSV 1000	1	8	12:07.383	12.004	1:29.532	7	84.137
5	116	Karl JAKEMAN	Yamaha	R1 1000	1	8	12:12.505	17.126	1:30.080	8	83.549
6	20	Garry WHITFIELD	BMW	1000	1	8	12:12.817	17.438	1:29.847	3	83.513
7	5	David McCONNACHY	Triumph	675	1	8	12:13.697	18.318	1:29.771	5	83.413
8	31	Brad VICARS	Honda	CBR 600	1	8	12:14.319	18.940	1:30.066	5	83.343
9	9	Todd ELLIS	Honda	CBR 600	1	8	12:18.128	22.749	1:30.682	8	82.912
10	144	Aran SADLER	Kawasaki	ZX10 1000	1	8	12:26.791	31.412	1:32.032	3	81.951
11	122	David SUDDER	Suzuki	GSXR 1000	1	8	12:34.656	39.277	1:32.057	7	81.097
12	227	Neil BELL	Kawasaki	ZX10R 1000	1	8	12:40.508	45.129	1:33.418	8	80.473
13	28	Ian BAINBRIDGE	Honda	Fireblade 1000	1	8	12:45.686	50.307	1:33.747	8	79.928

Not classified (from pos 14)

	19	David BELL	Yamaha	FZ 1000		8	12:00.401	5.022	1:28.633	6	84.953
DNF	7	Angus MEARNES	Yamaha	R6 600	1	6	9:29.629	DNF	1:30.219	5	80.579
DNS	184	Kyle GOWLAND	BMW	1000	1			DNS		0	-
DNS	27	Simon FRANKLIN	Suzuki	GSXR 600	1			DNS		0	-
DNS	12	Anthony JACKSON	Suzuki	GSXR 1000	1			DNS		0	-
DNS	38	Steven TODD	Yamaha	R6 599	1			DNS		0	-
DNS	84	Ian SWAN	Triumph	675	1			DNS		0	-
DNS	54	Cameron ROBB	Suzuki	GSXR 600	1			DNS		0	-
DNS	161	Graeme BANFIELD	Kawasaki	ER6 600	2			DNS		0	-

Announcements

90% of Class Winners average speed = 76.994

Margin of Victory	Avg. Speed	Best Lap Tm	Best Speed	Best Lap by
0.199	85.549	1:28.131	86.803	17 - Mark GOODINGS

Clerk of the Course.

Orbits

Sig : Time :
Chief Timekeeper : Ian Sharp (SMART Timing)

Results available at www.mylaps.com and www.smart-timing.co.uk

Printed: 29/08/2016 18:20:20





DDMC Battle of Britain Race Meeting

NEMCRC Solo Motorbikes

Croft 2.125 miles

Race 19 - Solo 1 - 4th Race

28/08/2016 17:15

Race (8 Laps) started at 17:26:26



Lap	Time of Day	Lap Tm	S1	S2	S3	SFSpd
(17) Mark GOODINGS						
1	17:28:02.192	1:34.244	30.716	37.905	25.623	124.273
2	17:29:31.613	1:29.421	26.946	37.209	25.266	126.380
3	17:31:00.407	1:28.794	26.416	37.406	24.972	125.905
4	17:32:28.625	1:28.218	26.190	37.303	24.725	127.824
5	17:33:57.017	1:28.392	26.521	37.019	24.852	126.380
6	17:35:25.148	1:28.131	26.347	37.085	24.699	124.504
7	17:36:53.579	1:28.431	26.407	37.046	24.978	128.559
8	17:38:22.364	1:28.785	26.318	37.214	25.253	127.098

Lap	Time of Day	Lap Tm	S1	S2	S3	SFSpd
(119) Andrew STOCKDALE						
1	17:28:02.029	1:34.592	31.277	37.690	25.625	121.133
2	17:29:31.144	1:29.115	26.781	37.411	24.923	126.142
3	17:30:59.899	1:28.755	26.512	37.492	24.751	127.098
4	17:32:28.322	1:28.423	26.568	37.140	24.715	125.435
5	17:33:56.568	1:28.246	26.441	37.134	24.671	125.435
6	17:35:24.919	1:28.351	26.580	36.979	24.792	123.815
7	17:36:53.383	1:28.464	26.573	36.996	24.895	126.857
8	17:38:22.563	1:29.180	26.443	37.230	25.507	127.339

Lap	Time of Day	Lap Tm	S1	S2	S3	SFSpd
(16) Ian RUMNEY						
1	17:28:02.958	1:35.324	31.545	38.251	25.528	119.409
2	17:29:32.345	1:29.387	26.909	37.388	25.090	124.735
3	17:31:01.285	1:28.940	26.347	37.514	25.079	125.435
4	17:32:30.140	1:28.855	26.426	37.582	24.847	125.905
5	17:33:59.215	1:29.075	26.402	37.481	25.192	119.621
6	17:35:29.283	1:30.068	26.911	37.795	25.362	114.714
7	17:36:57.932	1:28.649	26.628	37.356	24.665	125.201
8	17:38:26.883	1:28.951	26.561	37.652	24.738	125.435

Lap	Time of Day	Lap Tm	S1	S2	S3	SFSpd
(78) Lee TEASDALE						
1	17:28:03.346	1:34.848	31.190	37.930	25.728	115.903
2	17:29:33.307	1:29.961	27.061	37.787	25.113	115.703
3	17:31:04.422	1:31.115	27.518	38.450	25.147	115.305
4	17:32:35.014	1:30.592	27.548	38.114	24.930	115.107
5	17:34:05.108	1:30.094	27.439	37.804	24.851	116.103
6	17:35:35.160	1:30.052	27.185	37.944	24.923	115.903
7	17:37:04.692	1:29.532	27.211	37.699	24.622	116.709
8	17:38:34.368	1:29.676	27.016	37.618	25.042	117.116

Lap	Time of Day	Lap Tm	S1	S2	S3	SFSpd
(116) Karl JAKEMAN						
1	17:28:05.236	1:36.146	31.541	39.506	25.099	126.142
2	17:29:36.202	1:30.966	27.271	38.937	24.758	126.142
3	17:31:06.953	1:30.751	26.981	38.531	25.239	126.380
4	17:32:38.309	1:31.356	27.845	38.662	24.849	125.670
5	17:34:08.392	1:30.083	26.760	38.485	24.838	126.380
6	17:35:39.005	1:30.613	27.074	38.786	24.753	124.968
7	17:37:09.410	1:30.405	26.807	38.580	25.018	125.201
8	17:38:39.490	1:30.080	27.064	37.962	25.054	124.044

Lap	Time of Day	Lap Tm	S1	S2	S3	SFSpd
(20) Garry WHITFIELD						
1	17:28:07.249	1:37.943	32.322	39.691	25.930	124.968
2	17:29:37.668	1:30.419	27.224	37.990	25.205	126.380
3	17:31:07.515	1:29.847	26.634	37.786	25.427	125.435
4	17:32:38.627	1:31.112	27.422	38.615	25.075	125.435
5	17:34:08.787	1:30.160	26.631	38.444	25.085	124.735
6	17:35:39.261	1:30.474	26.903	38.626	24.945	126.618
7	17:37:09.682	1:30.421	26.667	38.513	25.241	120.049
8	17:38:39.802	1:30.120	26.886	37.942	25.292	124.273

Lap	Time of Day	Lap Tm	S1	S2	S3	SFSpd
(5) David McCONNACHY						
1	17:28:04.964	1:35.651	31.225	38.822	25.604	117.116
2	17:29:35.998	1:31.034	27.054	38.640	25.340	116.912
3	17:31:09.408	1:33.410	27.617	40.086	25.707	116.304
4	17:32:40.133	1:30.725	27.285	37.998	25.442	115.504

Lap	Time of Day	Lap Tm	S1	S2	S3	SFSpd
5	17:34:09.904	1:29.771	27.022	37.494	25.255	114.323
6	17:35:40.512	1:30.608	26.894	38.107	25.607	115.504
7	17:37:10.715	1:30.203	27.110	37.882	25.211	117.321
8	17:38:40.682	1:29.967	27.189	37.487	25.291	116.506

Lap	Time of Day	Lap Tm	S1	S2	S3	SFSpd
(31) Brad VICARS						
1	17:28:06.154	1:36.316	31.435	39.388	25.493	116.709
2	17:29:37.616	1:31.462	27.512	38.590	25.360	116.304
3	17:31:08.812	1:31.196	27.586	38.143	25.467	116.709
4	17:32:39.366	1:30.554	27.325	38.148	25.081	116.912
5	17:34:09.432	1:30.066	27.103	37.910	25.053	117.733
6	17:35:40.488	1:31.056	27.043	38.483	25.530	117.940
7	17:37:10.863	1:30.375	27.030	37.873	25.472	118.356
8	17:38:41.304	1:30.441	27.346	37.832	25.263	117.526

Lap	Time of Day	Lap Tm	S1	S2	S3	SFSpd
(9) Todd ELLIS						
1	17:28:06.966	1:37.417	31.429	39.863	26.125	117.940
2	17:29:38.776	1:31.810	27.486	38.461	25.863	117.526
3	17:31:10.034	1:31.258	27.268	38.087	25.903	117.940
4	17:32:40.854	1:30.820	27.410	37.830	25.580	117.526
5	17:34:11.579	1:30.725	27.370	38.037	25.318	119.196
6	17:35:43.194	1:31.615	27.485	38.317	25.813	118.147
7	17:37:14.431	1:31.237	27.559	37.990	25.688	118.147
8	17:38:45.113	1:30.682	27.346	37.720	25.616	117.940

Lap	Time of Day	Lap Tm	S1	S2	S3	SFSpd
(144) Aran SADLER						
1	17:28:07.878	1:37.376	31.369	39.794	26.213	122.459
2	17:29:39.967	1:32.089	27.514	38.957	25.618	121.133
3	17:31:11.999	1:32.032	27.521	39.048	25.463	122.236
4	17:32:44.264	1:32.265	27.592	39.066	25.607	123.360
5	17:34:16.689	1:32.425	27.678	38.998	25.749	121.792
6	17:35:49.197	1:32.508	27.826	39.016	25.666	122.459
7	17:37:21.324	1:32.127	27.747	38.664	25.716	120.265
8	17:38:53.776	1:32.452	27.675	39.063	25.714	122.014

Lap	Time of Day	Lap Tm	S1	S2	S3	SFSpd
(122) David SUDES						
1	17:28:08.249	1:37.962	31.214	39.814	26.934	116.709
2	17:29:41.006	1:32.757	28.028	38.786	25.943	117.733
3	17:31:14.484	1:33.478	27.769	39.504	26.205	117.733
4	17:32:47.581	1:33.097	27.639	39.269	26.189	115.504
5	17:34:22.444	1:34.863	28.030	40.488	26.345	117.940
6	17:35:55.595	1:33.151	28.340	38.989	25.822	116.506
7	17:37:27.652	1:32.057	27.734	38.505	25.818	113.742
8	17:39:01.641	1:33.989	28.037	38.820	27.132	115.703

Lap	Time of Day	Lap Tm	S1	S2	S3	SFSpd
(227) Neil BELL						
1	17:28:09.328	1:39.231	32.249	39.875	27.107	105.848
2	17:29:43.707	1:34.379	28.241	39.094	27.044	114.910
3	17:31:18.397	1:34.690	28.624	39.702	26.364	117.940
4	17:32:51.834	1:33.437	28.147	39.237	26.053	116.506
5	17:34:25.742	1:33.908	28.154	39.500	26.254	118.356
6	17:35:59.838	1:34.096	28.129	39.639	26.328	113.357
7	17:37:34.075	1:34.237	28.587	39.331	26.319	117.940
8	17:39:07.493	1:33.418	28.031	38.938	26.449	111.660

Lap	Time of Day	Lap Tm	S1	S2	S3	SFSpd
(28) Ian BAINBRIDGE						
1	17:28:11.524	1:40.793	32.755	40.855	27.183	121.792
2	17:29:45.860	1:34.336	28.055	39.774	26.507	122.014
3	17:31:19.777	1:33.917	27.965	39.809		



www.nemcrc.co.uk

Lap Times

Bulletin No. _____

DDMC Battle of Britain Race Meeting


NEMCRC Solo Motorbikes

Croft 2.125 miles

Race 19 - Solo 1 - 4th Race

28/08/2016 17:15

Race (8 Laps) started at 17:26:26



Lap	Time of Day	Lap Tm	S1	S2	S3	SFSpd
1	17:28:04.046	1:34.829	31.024	38.477	25.328	115.107
2	17:29:33.662	1:29.616	26.839	37.433	25.344	115.305
3	17:31:03.128	1:29.466	27.256	37.360	24.850	115.703
4	17:32:31.868	1:28.740	26.552	37.213	24.975	115.703
5	17:34:01.106	1:29.238	26.602	37.523	25.113	114.323
6	17:35:29.739	1:28.633	26.652	36.999	24.982	116.304
7	17:36:58.589	1:28.850	26.677	37.253	24.920	115.305
8	17:38:27.386	1:28.797	26.594	37.251	24.952	111.660

(7) Angus MEARNS

1	17:28:04.355	1:34.318	30.103	38.750	25.465	119.835
2	17:29:35.073	1:30.718	27.553	37.777	25.388	118.565
3	17:31:06.739	1:31.666	27.430	38.746	25.490	118.565
4	17:32:37.127	1:30.388	27.602	37.528	25.258	119.196
5	17:34:07.346	1:30.219	27.372	37.356	25.491	113.166
6	17:35:56.614	1:49.268	27.999	39.545	41.724	15.917

Clerk of the Course.

Sig : Time :
Chief Timekeeper : Ian Sharp (SMART Timing)

Results available at www.mylaps.com and www.smart-timing.co.uk

Printed: 29/08/2016 18:20:32

Orbits





Race Results

Bulletin No. _____

DDMC Battle of Britain Race Meeting

Lapchart


NEMCRC Solo Motorbikes

Croft 2.125 miles

Race 19 - Solo 1 - 4th Race

28/08/2016 17:15

Race (8 Laps) started at 17:26:26



Competitors	Laps	Laps								
		0	1	2	3	4	5	6	7	8
Andrew STOCKDALE (119)	1	119	119	119	119	119	119	119	119	17
Ian RUMNEY (16)	2	16	17	17	17	17	17	17	17	119
Mark GOODINGS (17)	3	17	16	16	16	16	16	16	16	16
Lee TEASDALE (78)	4	78	78	78	19	19	19	19	19	19
Karl JAKEMAN (116)	5	116	19	19	78	78	78	78	78	78
David BELL (19)	6	19	7	7	7	7	7	116	116	116
Garry WHITFIELD (20)	7	20	5	5	116	116	116	20	20	20
David McCONNACHY (5)	8	5	116	116	20	20	20	31	5	5
Todd ELLIS (9)	9	9	31	31	31	31	31	5	31	31
Brad VICARS (31)	10	31	9	20	5	5	5	9	9	9
Angus MEARNS (7)	11	7	20	9	9	9	9	144	144	144
Neil BELL (227)	12	227	144	144	144	144	144	122	122	122
David SUDDER (122)	13	122	122	122	122	122	122	7	227	227
Aran SADLER (144)	14	144	227	227	227	227	227	227	28	28
Ian BAINBRIDGE (28)	15	28	28	28	28	28	28	28		
-	16									
-	17									
-	18									
-	19									
-	20									
-	21									
-	22									

Margin of Victory	Avg. Speed	Best Lap Tm	Best Speed	Best Lap by
0.199	85.549	1:28.131	86.803	17 - Mark GOODINGS

Clerk of the Course. Orbits

Sig : Time :
 Chief Timekeeper : Ian Sharp (SMART Timing)
 Results available at www.mylaps.com and www.smart-timing.co.uk





Race Results

Bulletin No. _____

DDMC Battle of Britain Race Meeting

Sorted on Laps

NEMCRC Solo Motorcycles

Croft 2.125 miles

Race 20 - Solo 2 - 4th Race

28/08/2016 17:40

Race (8 Laps) started at 17:45:49

Pos	No.	Name	Make/Model	CC	Class	Laps	Total Tm	Diff	Best Tm	In Lap	Avg. Speed
1	19	David BELL	Yamaha	FZ 1000	2	8	12:16.081		1:29.628	2	83.143
2	61	David CURTIS	Ducati	1299	2	8	12:22.169	6.088	1:31.331	5	82.461
3	20	Garry WHITFIELD	Suzuki	GSXR 600	2	8	12:24.784	8.703	1:31.537	8	82.171
4	31	Brad VICARS	Kawasaki	ER6 650	2	8	12:25.170	9.089	1:31.646	4	82.129
5	911	Kaine SHERIFF	Suzuki	SV 650	2	8	12:25.512	9.431	1:31.711	4	82.091
6	24	Paul NOBLE	KTM	RC8 1200	2	8	12:42.873	26.792	1:33.242	8	80.223
7	62	Graham ASHBRIDGE	Aprilia	Mille 1103	2	8	12:43.152	27.071	1:33.073	7	80.194
8	55	Darren KAY	Suzuki	GSXR 600	2	8	12:44.162	28.081	1:32.561	8	80.088
9	4	James REVELY	Honda	CBR 600	2	8	12:44.665	28.584	1:33.764	8	80.035
10	134	Chris RICHARDSON	Suzuki	SV 650	2	8	12:47.461	31.380	1:34.322	3	79.743
11	117	Ross JACKMAN	Suzuki	SV 650	2	8	12:51.238	35.157	1:34.137	6	79.353
12	15	Alan ELLIS	Suzuki	SV 650	2	8	13:01.684	45.603	1:36.319	8	78.293
13	69	Carlo BARBARO	Kawasaki	ER6 650	2	8	13:02.041	45.960	1:35.769	5	78.257
14	41	Phil PUGH	Yamaha	YZF R1 1000	2	8	13:07.441	51.360	1:36.037	5	77.720
15	54	Cameron ROBB	Yamaha	FZR 600	2	8	13:38.008	1:21.927	1:39.498	8	74.816
16	5	Shane GODDEN	Honda	CBR 500	2	8	13:57.956	1:41.875	1:43.229	6	73.035
17	427	Richard HAMMOND	Suzuki	SV 650	2	7	12:19.720	1 Lap	1:43.928	3	72.392

Not classified

DNF	7	Carl BELL	Suzuki	SV 650	2	5	8:46.517	DNF	1:42.681	3	72.647
DNF	16	Graeme BANFIELD	Kawasaki	ER6 600	2		5.083	DNF		0	-
DNS	116	Karl JAKEMAN	Yamaha	R1 1000	1			DNS		0	-
DNS	51	David McCONNACHY	Triumph	675	1			DNS		0	-
DNS	119	Andrew STOCKDALE	BMW	1000	1			DNS		0	-
DNS	38	Steven TODD	Yamaha	R6 599	1			DNS		0	-
DNS	115	Ian SMITH	Ducati	916	2			DNS		0	-
DNS	310	Craig WALSH	Kawasaki	ER6 650	2			DNS		0	-
DNS	94	Andy APPLEBY	Yamaha	R6 600	2			DNS		0	-

Margin of Victory

Avg. Speed

Best Lap Tm

Best Speed

Best Lap by

6.088

83.143

1:29.628

85.353

19 - David BELL

Clerk of the Course.

Orbits

Sig : Time :

Chief Timekeeper : Ian Sharp (SMART Timing)

Results available at www.mylaps.com and www.smart-timing.co.uk

Printed: 29/08/2016 18:25:03





DDMC Battle of Britain Race Meeting

NEMCRC Solo Motorcycles

Race 20 - Solo 2 - 4th Race

Race (8 Laps) started at 17:45:49

Croft 2.125 miles

28/08/2016 17:40



Lap	Time of Day	Lap Tm	S1	S2	S3	SFSpd	Lap	Time of Day	Lap Tm	S1	S2	S3	SFSpd
(19) David BELL													
1	17:47:24.285	1:34.928	31.404	38.023	25.501	113.166	5	17:53:50.449	1:34.641	28.793	39.323	26.525	117.733
2	17:48:53.913	1:29.628	26.859	37.539	25.230	113.935	6	17:55:26.012	1:35.563	28.757	40.232	26.574	117.940
3	17:50:23.954	1:30.041	26.980	37.544	25.517	113.166	7	17:56:59.085	1:33.073	28.082	38.890	26.101	118.147
4	17:51:55.258	1:31.304	27.104	38.433	25.767	112.976	8	17:58:32.181	1:33.096	28.104	38.365	26.627	118.356
5	17:53:26.227	1:30.969	27.451	38.120	25.398	113.742	(55) Darren KAY						
6	17:54:57.918	1:31.691	27.575	38.092	26.024	112.597	1	17:47:32.581	1:39.590	32.050	40.311	27.229	113.742
7	17:56:30.034	1:32.116	27.378	38.582	26.156	108.238	2	17:49:06.876	1:34.295	28.855	39.307	26.133	112.220
8	17:58:05.110	1:35.076	28.029	40.194	26.853	103.084	3	17:50:41.637	1:34.761	28.308	39.572	26.881	113.549
(61) David CURTIS													
1	17:47:28.263	1:38.740	32.968	39.044	26.358	124.735	4	17:52:16.967	1:35.330	28.886	40.199	26.245	113.549
2	17:49:01.099	1:32.836	27.613	39.655	25.568	122.236	5	17:53:51.597	1:34.630	28.499	39.542	26.589	114.518
3	17:50:32.821	1:31.722	27.864	38.429	25.429	124.735	6	17:55:26.243	1:34.646	28.339	39.684	26.623	115.107
4	17:52:05.062	1:32.241	27.674	39.164	25.403	125.670	7	17:57:00.630	1:34.387	28.453	39.930	26.004	113.166
5	17:53:36.393	1:31.331	27.452	38.568	25.311	124.735	8	17:58:33.191	1:32.561	27.985	39.027	25.549	112.597
6	17:55:08.040	1:31.647	27.670	38.673	25.304	124.044	(4) James REVELY						
7	17:56:39.784	1:31.744	27.464	38.746	25.534	120.265	1	17:47:31.944	1:39.857	32.390	40.528	26.939	109.296
8	17:58:11.198	1:31.414	27.423	38.780	25.211	124.273	2	17:49:06.831	1:34.887	28.581	39.394	26.912	109.118
(20) Garry WHITFIELD													
1	17:47:28.501	1:37.043	32.293	38.955	25.795	106.859	3	17:50:41.987	1:35.156	28.440	39.831	26.885	108.764
2	17:49:00.645	1:32.144	28.037	38.577	25.530	107.201	4	17:52:16.395	1:34.408	28.533	39.586	26.289	108.413
3	17:50:32.479	1:31.834	27.590	38.621	25.623	108.764	5	17:53:50.955	1:34.560	28.694	39.272	26.594	110.012
4	17:52:04.429	1:31.950	27.607	38.693	25.650	108.238	6	17:55:25.714	1:34.759	28.530	39.674	26.555	107.717
5	17:53:36.570	1:32.141	27.823	38.257	26.061	109.118	7	17:56:59.930	1:34.216	28.674	39.440	26.102	108.941
6	17:55:10.162	1:33.592	28.681	39.241	25.670	108.588	8	17:58:33.694	1:33.764	28.234	39.475	26.055	109.474
7	17:56:42.276	1:32.114	27.808	38.592	25.714	108.413	(134) Chris RICHARDSON						
8	17:58:13.813	1:31.537	27.695	38.172	25.670	107.544	1	17:47:29.672	1:38.983	32.893	39.978	26.112	102.768
(31) Brad VICARS													
1	17:47:26.920	1:37.487	32.604	38.802	26.081	102.926	2	17:49:04.552	1:34.880	29.165	39.627	26.088	102.142
2	17:48:59.265	1:32.345	27.998	38.676	25.671	103.084	3	17:50:38.874	1:34.322	28.813	39.575	25.934	101.987
3	17:50:31.551	1:32.286	28.393	38.280	25.613	103.402	4	17:52:13.975	1:35.101	28.901	40.335	25.865	101.066
4	17:52:03.197	1:31.646	27.962	38.159	25.525	103.561	5	17:53:49.567	1:35.592	29.239	40.362	25.991	101.987
5	17:53:36.511	1:33.314	27.920	38.964	26.430	104.692	6	17:55:24.752	1:35.185	29.155	39.976	26.054	100.762
6	17:55:09.651	1:33.140	28.532	38.615	25.993	104.529	7	17:57:01.290	1:36.538	29.336	40.595	26.607	103.084
7	17:56:41.528	1:31.877	27.772	38.629	25.476	104.692	8	17:58:36.490	1:35.200	29.230	39.774	26.196	100.762
8	17:58:14.199	1:32.671	28.012	38.633	26.026	105.020	(117) Ross JACKMAN						
(911) Kaine SHERIFF													
1	17:47:27.141	1:36.660	31.833	39.208	25.619	104.529	1	17:47:33.285	1:41.558	32.917	40.708	27.933	102.611
2	17:48:59.902	1:32.761	28.361	38.705	25.695	100.914	2	17:49:10.416	1:37.131	29.244	41.378	26.509	101.987
3	17:50:31.909	1:32.007	28.058	38.485	25.464	103.084	3	17:50:46.762	1:36.346	29.534	40.428	26.384	101.524
4	17:52:03.620	1:31.711	27.997	38.435	25.279	101.987	4	17:52:21.882	1:35.120	28.909	39.603	26.608	101.524
5	17:53:36.159	1:32.539	28.084	38.573	25.882	101.678	5	17:53:56.693	1:34.811	28.772	39.748	26.291	101.524
6	17:55:09.216	1:33.057	28.970	38.799	25.288	102.611	6	17:55:30.830	1:34.137	28.562	39.525	26.050	101.832
7	17:56:41.097	1:31.881	28.182	38.520	25.179	103.084	7	17:57:05.735	1:34.905	28.622	40.138	26.145	101.678
8	17:58:14.541	1:33.444	27.843	39.995	25.606	102.298	8	17:58:40.267	1:34.532	28.422	39.603	26.507	101.832
(24) Paul NOBLE													
1	17:47:32.340	1:40.564	32.027	40.659	27.878	121.352	(15) Alan ELLIS						
2	17:49:07.561	1:35.221	28.493	39.795	26.933	122.014	1	17:47:33.701	1:41.216	33.337	40.834	27.045	100.011
3	17:50:42.320	1:34.759	28.201	39.763	26.795	122.683	2	17:49:10.157	1:36.456	29.621	40.240	26.595	99.272
4	17:52:17.437	1:35.117	28.386	40.309	26.422	122.459	3	17:50:47.326	1:37.169	29.856	40.594	26.719	99.272
5	17:53:51.101	1:33.664	27.974	39.141	26.549	121.792	4	17:52:24.117	1:36.791	29.639	40.581	26.571	98.833
6	17:55:25.143	1:34.042	28.077	39.701	26.264	120.265	5	17:54:00.443	1:36.326	29.584	40.389	26.353	98.543
7	17:56:58.660	1:33.517	27.888	39.222	26.407	113.357	6	17:55:37.456	1:37.013	29.970	40.198	26.845	97.967
8	17:58:31.902	1:33.242	27.827	38.860	26.555	119.621	7	17:57:14.394	1:36.938	29.524	40.713	26.701	98.398
(62) Graham ASHBRIDGE													
1	17:47:31.511	1:39.651	31.960	40.787	26.904	116.912	8	17:58:50.713	1:36.319	29.500	40.197	26.622	97.967
2	17:49:06.257	1:34.746	28.632	39.253	26.861	117.526	(69) Carlo BARBARO						
3	17:50:41.348	1:35.091	28.750	39.608	26.733	117.321	1	17:47:35.290	1:42.556	33.244	41.547	27.765	99.419
4	17:52:15.808	1:34.460	28.741	39.145	26.574	117.526	2	17:49:13.140	1:37.850	29.764	40.469	27.617	98.254
(41) Phil PUGH													
1	17:47:30.449	1:33.096	28.104	38.365	26.627	118.356	3	17:50:49.998	1:36.858	29.265	40.159	27.434	98.254
2	17:48:53.913	1:29.628	26.859	37.539	25.230	113.935	4	17:52:26.843	1:36.845	29.755	39.822	27.268	97.682
3	17:50:23.954	1:30.041	26.980	37.544	25.517	113.166	5	17:54:02.612	1:35.769	29.235	39.471	27.063	99.272
4	17:51:55.258	1:31.304	27.104	38.433	25.767	112.976	6	17:55:38.710	1:36.098	28.879	40.031	27.188	98.688
5	17:53:26.227	1:30.969	27.451	38.120	25.398	113.742	7	17:57:14.749	1:36.039	29.167	39.957	26.915	99.863
6	17:54:57.918	1:31.691	27.575	38.092	26.024	112.597	8	17:58:51.070	1:36.321	29.525	39.927	26.869	99.419
7	17:56:30.034	1:32.116	27.378	38.582	26.156	108.238	(41) Phil PUGH						
8	17:58:05.110	1:35.076	28.029	40.194	26.853	103.084	1	17:47:32.581	1:39.590	32.050	40.311	27.229	113.742
(55) Darren KAY													
2	17:49:06.876	1:34.295	28.855	39.307	26.133	112.220	3	17:50:41.637	1:34.761	28.308	39.572	26.881	113.549
3	17:50:41.637	1:34.761	28.308	39.572	26.881	113.549	4	17:52:16.967	1:35.330	28.886	40.199	26.245	113.549
4	17:52:16.967	1:35.330	28.886	40.199	26.245	113.549	5	17:53:51.597	1:34.630	28.499	39.542	26.589	114.518
5	17:53:51.597	1:34.630	28.499	39.542	26.589	114.518	6	17:55:26.243	1:34.646	28.339	39.684	26.623	115.107
6	17:55:26.243	1:34.646	28.339	39.684	26.623	115.107	7	17:57:00.630	1:34.387	28.453	39.930	26.004	113.166
7	17:57:00.630	1:34.387	28.453										



www.nemcrc.co.uk

Lap Times

Bulletin No. _____

DDMC Battle of Britain Race Meeting


NEMCRC Solo Motorcycles

Croft 2.125 miles

Race 20 - Solo 2 - 4th Race

28/08/2016 17:40

Race (8 Laps) started at 17:45:49



Lap	Time of Day	Lap Tm	S1	S2	S3	SFSpd
1	17:47:34.458	1:41.473	32.843	41.361	27.269	114.714
2	17:49:12.277	1:37.819	29.856	40.711	27.252	113.935
3	17:50:49.530	1:37.253	29.318	40.666	27.269	112.408
4	17:52:25.675	1:36.145	29.290	40.080	26.775	114.910
5	17:54:01.712	1:36.037	28.719	40.407	26.911	115.305
6	17:55:37.915	1:36.203	28.951	40.376	26.876	112.220
7	17:57:16.100	1:38.185	29.435	41.442	27.308	113.357
8	17:58:56.470	1:40.370	28.892	42.745	28.733	107.030

(54) Cameron ROBB

1	17:47:41.013	1:47.170	33.960	44.159	29.051	104.692
2	17:49:23.985	1:42.972	31.292	43.451	28.229	103.402
3	17:51:04.865	1:40.880	30.561	42.322	27.997	104.043
4	17:52:45.745	1:40.880	30.422	42.162	28.296	103.721
5	17:54:27.055	1:41.310	30.792	42.196	28.322	103.084
6	17:56:07.346	1:40.291	30.103	41.952	28.236	99.419
7	17:57:47.539	1:40.193	30.055	41.998	28.140	100.161
8	17:59:27.037	1:39.498	29.993	41.390	28.115	102.454

(5) Shane GODDEN

1	17:47:39.498	1:45.905	34.157	43.346	28.402	85.815
2	17:49:23.566	1:44.068	32.229	43.077	28.762	85.706
3	17:51:06.908	1:43.342	31.846	42.987	28.509	86.814
4	17:52:51.608	1:44.700	31.295	44.770	28.635	87.040
5	17:54:35.659	1:44.051	32.194	43.212	28.645	85.270
6	17:56:18.888	1:43.229	31.905	42.991	28.333	85.487
7	17:58:02.588	1:43.700	31.563	43.166	28.971	85.925
8	17:59:46.985	1:44.397	31.584	43.284	29.529	80.950

(427) Richard HAMMOND

1	17:47:42.153	1:48.481	34.665	44.680	29.136	97.967
2	17:49:26.540	1:44.387	31.787	43.819	28.781	97.257
3	17:51:10.468	1:43.928	31.764	43.552	28.612	97.540
4	17:52:54.993	1:44.525	31.848	44.229	28.448	97.257
5	17:54:39.574	1:44.581	31.725	44.084	28.772	96.281
6	17:56:23.940	1:44.366	31.680	43.820	28.866	97.117
7	17:58:08.749	1:44.809	31.637	44.024	29.148	96.419

(7) Carl BELL

1	17:47:40.671	1:47.403	33.929	44.012	29.462	100.310
2	17:49:24.806	1:44.135	31.843	43.511	28.781	100.161
3	17:51:07.487	1:42.681	31.312	42.549	28.820	100.011
4	17:52:51.594	1:44.107	31.480	43.562	29.065	100.161
5	17:54:35.546	1:43.952	31.157	42.981	29.814	93.726

Clerk of the Course.

Sig : Time :
Chief Timekeeper : Ian Sharp (SMART Timing)

Results available at www.mylaps.com and www.smart-timing.co.uk

Printed: 29/08/2016 18:25:15

Orbits





Race Results

Bulletin No. _____

DDMC Battle of Britain Race Meeting

Lapchart


NEMCRC Solo Motorcycles

Croft 2.125 miles

Race 20 - Solo 2 - 4th Race

28/08/2016 17:40

Race (8 Laps) started at 17:45:49



Competitors	Laps								
	0	1	2	3	4	5	6	7	8
David BELL (19)	1	19	19	19	19	19	19	19	19
Brad VICARS (31)	2	31	31	31	31	911	61	61	61
David CURTIS (61)	3	61	911	911	911	61	911	911	20
Kaine SHERIFF (911)	4	911	61	20	20	20	31	31	31
Chris RICHARDSON (134)	5	134	20	61	61	61	20	20	911
Garry WHITFIELD (20)	6	20	134	134	134	134	134	24	24
Ross JACKMAN (117)	7	117	62	62	62	62	24	62	62
Paul NOBLE (24)	8	24	4	4	55	4	4	4	55
Graham ASHBRIDGE (62)	9	62	24	55	4	55	24	62	55
James REVELY (4)	10	4	55	24	24	24	55	55	134
Alan ELLIS (15)	11	15	117	15	117	117	117	117	117
Carlo BARBARO (69)	12	69	15	117	15	15	15	15	15
Phil PUGH (41)	13	41	41	41	41	41	41	69	69
Darren KAY (55)	14	55	69	69	69	69	69	41	41
Carl BELL (7)	15	7	5	5	54	54	54	54	54
Shane GODDEN (5)	16	5	7	54	5	7	7	5	5
Richard HAMMOND (427)	17	427	54	7	7	5	5	427	427
Cameron ROBB (54)	18	54	427	427	427	427			
Graeme BANFIELD (16)	19	16							
-	20								
-	21								
-	22								
-	23								
-	24								
-	25								
-	26								

Margin of Victory	Avg. Speed	Best Lap Tm	Best Speed	Best Lap by
6.088	83.143	1:29.628	85.353	19 - David BELL

Clerk of the Course.

Orbits

Sig : Time :
Chief Timekeeper : Ian Sharp (SMART Timing)

Results available at www.mylaps.com and www.smart-timing.co.uk

Printed: 29/08/2016 18:25:28

