

# Knockhill

10<sup>th</sup>/11<sup>th</sup> September 2016



## David Leslie Super Touring Car Festival



**S.M.A.R.T.**

**Scottish Motorsports Automatic Race Timing**

Ravenslea, Melrose Road, Galashiels, TD1 2AT

Telephone : 01896 – 752447



# Qualifying Results



Bulletin No. \_\_\_\_\_

## SMRC Super Touring Car Festival

Sorted on best lap time

BARC Junior Saloon Car Championship

Knockhill 1.267 miles

Testing

10/09/2016 08:50

Practice (25:00 Time) started at 9:08:29

Pos	No.	Name	Make/Model	CC	Class Code	Laps	Best Tm	Diff	Best Speed	2nd Best
1	46	Matteo ZANETTI	Citroen Saxo VTR	1600	JSC	15	1:05.935		69.172	1:05.996
2	44	George SUTTON	Citroen Saxo VTR	1600	JSC	13	1:06.091	0.156	69.008	1:06.347
3	12	Adam BATTY	Citroen Saxo VTR	1600	JSC	15	1:06.137	0.202	68.960	1:06.214
4	25	Ed MOORE	Citroen Saxo VTR	1600	JSC	12	1:06.280	0.345	68.812	1:06.336
5	70	Oli WILMOTT	Citroen Saxo VTR	1600	JSC	14	1:06.471	0.536	68.614	1:06.942
6	50	Katie MILNER	Citroen Saxo VTR	1600	JSC	12	1:06.521	0.586	68.562	1:06.670
7	23	Ethan HAMMERTON	Citroen Saxo VTS	1600	JSC	15	1:06.614	0.679	68.467	1:06.653
8	14	Charlie KENNEDY	Citroen Saxo VTR	1600	JSC	12	1:06.615	0.680	68.466	1:07.329
9	33	Sam KIRKPATRICK	Citroen Saxo VTR	1600	JSC	15	1:07.119	1.184	67.952	1:07.233
10	20	Harry BISHOP	Citroen Saxo VTR	1600	JSC	11	1:07.777	1.842	67.292	1:08.011
11	99	Thomas KRASONIS	Citroen Saxo VTR	1600	JSC	11	1:08.064	2.129	67.008	1:08.382
12	22	Ronan PEARSON	Citroen Saxo VTR	1600	JSC	12	1:08.212	2.277	66.863	1:08.252
13	52	Matty GREENWOOD	Citroen Saxo VTR	1600	JSC	10	1:09.191	3.256	65.917	1:10.089
14	82	Lydia WALMSLEY	Citroen Saxo VTR	1600	JSC	14	1:10.209	4.274	64.961	1:10.650
15	95	Sean THOMAS	Citroen Saxo VTR	1600	JSC	14	1:10.523	4.588	64.672	1:10.633
16	29	Finlay ROBINSON	Citroen Saxo VTR	1600	JSC	2	5:21.202	4:15.26	14.199	

Clerk of the Course :

Orbits

Sig : Time :

Chief Timekeeper : Ian Sharp (SMART Timing)

Results available at [www.mylaps.com](http://www.mylaps.com) and [www.smart-timing.co.uk](http://www.smart-timing.co.uk)

Printed: 12/09/2016 17:56:37







## SMRC Super Touring Car Festival

### BARC Junior Saloon Car Championship

Knockhill 1.267 miles

Testing

10/09/2016 08:50

Practice (25:00 Time) started at 9:08:29

Lap	Time of Day	Lap Tm	S1	S2	S3	S3Spd	SFSpd
6	9:19:04.868	1:09.179	22.060	25.978	21.141	82.039	71.850
7	9:20:13.512	1:08.644	22.072	25.771	20.801	82.039	72.236
8	9:21:21.289	1:07.777	21.771	25.316	20.690	82.951	72.864
9	9:22:29.300	1:08.011	21.780	25.482	20.749	82.543	72.549
10	9:23:41.101	1:11.801	21.514	26.504	23.783	80.755	29.394
11	9:26:00.336	2:19.235	1:30.228	25.610	23.397	81.739	34.047

Lap	Time of Day	Lap Tm	S1	S2	S3	S3Spd	SFSpd
12	9:26:30.321	1:10.523	22.607	26.432	21.484	81.739	70.270
13	9:27:44.834	1:14.513	22.337	30.729	21.447	78.857	64.465
14	9:28:58.424	1:13.590	22.928	29.021	21.641	77.671	72.314
(29) Finlay ROBINSON							
1	9:09:53.965			31.330	22.992	74.481	65.727
2	9:15:15.167	5:21.202	24.024	4:12.184	44.994	23.448	16.685

#### (99) Thomas KRASONIS

1	9:10:13.644			30.845	24.057	72.159	68.899
2	9:11:26.745	1:13.101	24.170	27.624	21.307	81.048	72.081
3	9:13:01.103	1:34.358	25.132	31.395	37.831	63.071	13.914
4	9:16:51.198	3:50.095	3:00.866	27.546	21.683	78.214	71.773
5	9:18:04.780	1:13.582	23.140	28.657	21.785	77.047	71.850
6	9:19:14.457	1:09.677	22.768	26.228	20.681	82.645	73.422
7	9:20:28.906	1:14.449	22.355	26.749	25.345	82.849	36.392
8	9:25:15.336	4:46.430	3:59.046	26.268	21.116	82.240	72.081
9	9:26:24.412	1:09.076	22.386	25.692	20.998	82.645	72.159
10	9:27:32.476	1:08.064	22.092	25.422	20.550	83.467	73.022
11	9:28:40.858	1:08.382	22.000	25.676	20.706	84.095	72.081

#### (22) Ronan PEARSON

1	9:10:19.165			34.164	24.859	56.204	69.831
2	9:11:32.907	1:13.742	23.525	28.546	21.671	79.323	70.863
3	9:13:05.782	1:32.875	26.829	30.314	35.732	64.589	13.817
4	9:16:57.502	3:51.720	3:02.680	27.481	21.559	80.853	70.714
5	9:18:13.156	1:15.654	23.076	27.009	25.569	66.509	71.543
6	9:19:22.772	1:09.616	22.553	26.019	21.044	81.343	72.004
7	9:20:32.337	1:09.565	22.396	25.987	21.182	82.240	71.927
8	9:21:40.589	1:08.252	21.937	25.619	20.696	81.639	72.314
9	9:22:48.801	1:08.212	21.841	25.469	20.902	81.938	72.314
10	9:23:59.025	1:10.224	22.151	26.974	21.099	80.658	72.392
11	9:25:12.508	1:13.483	24.478	27.230	21.775	81.244	72.004
12	9:26:25.095	1:12.587	21.911	25.387	25.289	81.839	28.988

#### (52) Matty GREENWOOD

1	9:10:27.752			29.001	22.145	74.981	68.758
2	9:11:55.436	1:27.684	24.047	34.321	29.316	65.027	26.504
3	9:18:38.839	6:43.403	4:49.830	1:31.141	22.432	73.102	68.899
4	9:19:50.804	1:11.965	23.190	27.220	21.555	77.135	68.407
5	9:21:02.278	1:11.474	23.874	26.041	21.559	79.606	70.050
6	9:22:15.551	1:13.273	22.485	26.245	24.543	78.305	34.789
7	9:25:05.099	2:49.548	2:01.499	26.515	21.534	77.761	69.686
8	9:26:15.248	1:10.149	22.550	26.365	21.234	77.671	69.977
9	9:27:25.337	1:10.089	22.547	26.196	21.346	78.032	69.758
10	9:28:34.528	1:09.191	22.264	25.775	21.152	78.305	69.904

#### (82) Lydia WALMSLEY

1	9:10:05.697				22.930		72.943
2	9:11:20.281	1:14.584			21.150		74.399
3	9:12:55.446	1:35.165			37.106		18.538
4	9:16:48.314	3:52.868			21.136		73.826
5	9:18:00.872	1:12.558			20.825		73.907
6	9:19:13.418	1:12.546					72.943
7	9:20:24.334	1:10.916			21.129		74.813
8	9:21:35.321	1:10.987			20.709		74.897
9	9:22:46.932	1:11.611			21.273		74.647
10	9:23:58.449	1:11.517			20.957		74.981
11	9:25:09.553	1:11.104					74.481
12	9:26:20.203	1:10.650			20.618		75.148
13	9:27:30.412	1:10.209			20.646		74.564
14	9:28:41.148	1:10.736					70.714

#### (95) Sean THOMAS

1	9:10:05.789			30.184	23.583	76.870	66.774
2	9:11:22.092	1:16.303	24.702	29.565	22.036	79.136	70.343
3	9:12:58.565	1:36.473	25.592	33.894	36.987	65.216	16.245
4	9:16:50.361	3:51.796	3:02.256	27.838	21.702	80.950	71.013
5	9:18:05.978	1:15.617	23.500	30.323	21.794	80.755	71.391
6	9:19:19.631	1:13.653	23.697	28.483	21.473	80.853	71.467
7	9:20:32.922	1:13.291	23.222	27.665	22.404	81.639	66.840
8	9:21:45.932	1:13.010	23.212	27.996	21.802	81.540	71.239
9	9:22:58.111	1:12.179	22.852	27.774	21.553	80.950	71.467
10	9:24:09.165	1:11.054	22.688	27.254	21.112	81.739	71.850
11	9:25:19.798	1:10.633	22.309	27.048	21.276	81.938	71.543

Clerk of the Course :

Sig : Time :

Chief Timekeeper : Ian Sharp (SMART Timing)

Results available at [www.mylaps.com](http://www.mylaps.com) and [www.smart-timing.co.uk](http://www.smart-timing.co.uk)

Orbits





# Qualifying Results



Bulletin No. \_\_\_\_\_

## SMRC Super Touring Car Festival

Sorted on best lap time

HSCC Super Touring Car Championship

Knockhill 1.267 miles

Testing

10/09/2016 09:50

Practice (25:00 Time) started at 9:58:54

Pos	No.	Name	Make/Model	CC	Class Code	Laps	Best Tm	Diff	Best Speed	2nd Best
1	18	Colin NOBLE Jnr	Vauxhall Vectra	2000	ST1	20	54.939		83.016	55.167
2	98	John CLELAND	Vauxhall Vectra	1998	ST1	16	55.652	0.713	81.953	56.091
3	6	Dave JARMAN	Nissan Primera	1988	ST1	15	56.438	1.499	80.812	57.082
4	1	Stewart WHYTE	Honda Accord	2000	ST1	8	57.537	2.598	79.268	57.991
5	79	Mark JONES	Renault Laguna	1988	ST1	14	57.953	3.014	78.699	57.972
6	5	Alvin POWELL	Ford Mondeo	2000	ST1	12	58.520	3.581	77.936	58.938
7	8	Darren FIELDING	BMW E36 318	2000	ST2	18	58.925	3.986	77.401	59.084
8	27	Rick WOOD	Mazda 323	2000	ST2	19	1:00.005	5.066	76.008	1:00.220
9	55	Tom ANDREW	BMW E30 M3	2300	GA2	17	1:00.177	5.238	75.790	1:00.682

Clerk of the Course :

Sig : Time :

Chief Timekeeper : Ian Sharp (SMART Timing)

Results available at [www.mylaps.com](http://www.mylaps.com) and [www.smart-timing.co.uk](http://www.smart-timing.co.uk)

Printed: 12/09/2016 18:11:24

Orbits







## SMRC Super Touring Car Festival

HSCC Super Touring Car Championship

Knockhill 1.267 miles

Testing

10/09/2016 09:50

Practice (25:00 Time) started at 9:58:54

Lap	Time of Day	Lap Tm	S1	S2	S3	S3Spd	SFSpd	Lap	Time of Day	Lap Tm	S1	S2	S3	S3Spd	SFSpd
9	10:12:54.438	<b>1:01.978</b>	20.434	23.048	18.496	104.366	90.932								
10	10:13:55.826	<b>1:01.388</b>	20.169	22.815	18.404	<b>104.856</b>	92.181								
11	10:14:56.753	<b>1:00.927</b>	20.192	22.767	17.968	103.721	92.947								
12	10:15:59.035	<b>1:02.282</b>	20.875	23.124	18.283	103.561	92.562								
13	10:17:12.066	<b>1:13.031</b>	22.954	28.157	21.920	66.575	92.690								
14	10:18:12.748	<b>1:00.682</b>	20.054	22.733	17.895	104.856	92.818								
15	10:19:12.925	<b>1:00.177</b>	<b>19.750</b>	<b>22.610</b>	<b>17.817</b>	104.529	92.308								
16	10:20:18.080	<b>1:05.155</b>	20.148	25.213	19.794	81.639	91.677								
17	10:21:24.299	<b>1:06.219</b>	21.993	25.561	18.665	98.979	91.179								

Clerk of the Course :

Sig : Time :

Chief Timekeeper : Ian Sharp (SMART Timing)

Results available at [www.mylaps.com](http://www.mylaps.com) and [www.smart-timing.co.uk](http://www.smart-timing.co.uk)

Printed: 12/09/2016 18:12:56

Orbits



# Qualifying Results



Bulletin No. \_\_\_\_\_

## SMRC Super Touring Car Festival

Sorted on best lap time

Scottish Legends Championship

Knockhill 1.267 miles

Familiarisation - Q1

10/09/2016 13:00

Practice (6 Laps) started at 13:01:09

Pos	No.	Name	Make/Model	CC	Class Code	Laps	Best Tm	Diff	Best Speed	2nd Best
1	1	John PATERSON	Ford Coupe	1250	L	6	59.479		76.680	59.763
2	33	Chris GRIEVE	Ford Coupe	1250	Guest	6	59.752	0.273	76.329	59.879
3	46	Ross McCULLOCH	Ford Coupe	1250	L R	6	59.778	0.299	76.296	1:00.110
4	6	David HUNTER	Ford Coupe	1250	L	6	59.915	0.436	76.122	59.942
5	15	Steven McGILL	Ford Coupe	1250	Guest	5	1:00.457	0.978	75.439	1:00.782
6	37	Ivor GREENWOOD	Ford Coupe	1250	L	6	1:00.543	1.064	75.332	1:00.690
7	71	Ryan McLEISH	Ford Coupe	1250	L R	6	1:00.775	1.296	75.045	1:00.833
8	17	Billy WAIT	37 Ford	1250	L	6	1:01.083	1.604	74.666	1:01.514
9	22	Ben MASON	Ford Coupe	1250	L	6	1:01.199	1.720	74.525	1:01.308
10	68	Carol BROWN	Ford Coupe	1250	Guest	6	1:01.412	1.933	74.266	1:01.472
11	38	Pino PALAZZO	Ford Sedan	1250	L	6	1:01.415	1.936	74.263	1:02.153
12	85	Mark BEATY	Ford Coupe	1250	L R	6	1:02.461	2.982	73.019	1:02.558
13	18	Gary LYNCH	Ford Coupe	1250	L	2	1:02.476	2.997	73.001	
14	31	Errico PALLAZZO	Ford Sedan	1250	L	6	1:02.491	3.012	72.984	1:02.897
15	77	Allan CLARKE	Ford Coupe	1250	L R	6	1:03.126	3.647	72.250	1:03.530
16	4	Colin McNEILL	Ford Coupe	1250	L	6	1:03.596	4.117	71.716	1:04.181
17	7	Alan FREELAND	Ford Coupe	1250	LT	6	1:05.222	5.743	69.928	1:06.813

Clerk of the Course :

Sig : Time :

Chief Timekeeper : Ian Sharp (SMART Timing)

Results available at [www.mylaps.com](http://www.mylaps.com) and [www.smart-timing.co.uk](http://www.smart-timing.co.uk)

Printed: 12/09/2016 18:44:51

Orbits







## SMRC Super Touring Car Festival

## Scottish Legends Championship

## Familiarisation - Q1

## Practice (6 Laps) started at 13:01:09

Knockhill 1.267 miles

10/09/2016 13:00

Lap	Time of Day	Lap Tm	S1	S2	S3	S3Spd	SFSpd	Lap	Time of Day	Lap Tm	S1	S2	S3	S3Spd	SFSpd
(1) John PATERSON															
1	13:02:21.754			22.969	18.111	100.914	90.198	2	13:03:31.655	1:01.526	20.156	23.068	18.302	95.459	87.494
2	13:03:21.898	1:00.144	19.163	22.840	18.141	98.543	90.932	3	13:04:33.688	1:02.033	19.833	23.905	18.295	93.726	87.380
3	13:04:22.604	1:00.706	19.976	23.098	17.632	98.398	92.308	4	13:05:35.675	1:01.987	20.364	23.255	18.368	94.252	87.380
4	13:05:22.915	1:00.311	19.316	22.805	18.190	100.611	91.303	5	13:06:37.087	1:01.412	20.028	23.157	18.227	94.385	86.927
5	13:06:22.678	59.763	19.181	22.450	18.132	101.218	89.957	6	13:07:38.559	1:01.472	20.168	23.047	18.257	94.385	86.927
6	13:07:22.157	59.479	19.193	22.536	17.750	102.611	89.002	(38) Pino PALAZZO							
(33) Chris GRIEVE								1	13:02:33.181			24.291	19.333	93.726	87.837
1	13:02:21.876		23.440	18.300	99.566	92.181		2	13:03:36.745	1:03.564	21.302	23.673	18.589	97.682	88.767
2	13:03:21.992	1:00.116	19.513	22.440	18.163	98.979	89.002	3	13:04:40.072	1:03.327	21.295	23.758	18.274	94.518	89.716
3	13:04:23.073	1:01.081	20.345	23.007	17.729	99.566	91.427	4	13:05:42.225	1:02.153	20.254	23.198	18.701	95.595	88.884
4	13:05:23.121	1:00.048	19.306	22.613	18.129	100.914	91.303	5	13:06:43.640	1:01.415	20.267	22.928	18.220	97.824	90.809
5	13:06:22.873	59.752	19.320	22.525	17.907	100.161	89.836	6	13:07:45.902	1:02.262	20.768	23.206	18.288	96.281	88.416
6	13:07:22.752	59.879	19.416	22.615	17.848	99.125	91.055	(85) Mark BEATY							
(46) Ross McCULLOCH								1	13:02:19.704			23.747	18.752	96.419	89.239
1	13:02:22.255		24.189	19.012	98.833	93.595		2	13:03:22.441	1:02.737	20.241	23.556	18.940	94.651	90.932
2	13:03:22.815	1:00.560	19.895	22.733	17.932	100.914	92.947	3	13:04:26.084	1:03.643	21.112	23.409	19.122	96.281	88.068
3	13:04:23.689	1:00.874	19.821	22.973	18.080	101.678	91.179	4	13:05:29.231	1:03.147	20.437	23.640	19.070	94.919	86.590
4	13:05:23.467	59.778	19.279	22.595	17.904	99.863	91.802	5	13:06:31.692	1:02.461	20.155	23.816	18.490	96.558	88.767
5	13:06:23.596	1:00.129	19.547	22.916	17.666	99.272	90.809	6	13:07:34.250	1:02.558	20.272	23.411	18.875	95.868	87.494
6	13:07:23.706	1:00.110	19.522	22.686	17.902	99.419	90.320	(18) Gary LYNCH							
(6) David HUNTER								1	13:02:16.121			23.960	18.871	93.988	87.266
1	13:02:22.098		24.970	19.382	99.419	93.465		2	13:03:18.597	1:02.476	20.138	23.616	18.722	92.308	86.814
2	13:03:22.049	59.951	19.681	22.387	17.883	102.926	93.988	(31) Errico PALLAZZO							
3	13:04:22.289	1:00.240	19.487	22.949	17.804	98.833	91.303	1	13:02:34.000			24.414	19.376	95.595	87.040
4	13:05:22.204	59.915	19.426	22.691	17.798	99.419	90.932	2	13:03:38.884	1:04.884	21.350	24.555	18.979	92.818	86.590
5	13:06:22.275	1:00.071	19.392	22.610	18.069	100.011	90.809	3	13:04:41.781	1:02.897	20.768	23.425	18.704	96.558	88.416
6	13:07:22.217	59.942	19.360	22.667	17.915	100.011	92.308	4	13:05:44.835	1:03.054	20.088	23.613	19.353	93.726	85.925
(15) Steven McGILL								5	13:06:47.767	1:02.932	20.363	23.674	18.895	94.651	86.146
1	13:02:18.298		23.716	18.248	96.836	90.077		6	13:07:50.258	1:02.491	20.336	23.436	18.719	94.252	84.412
2	13:03:18.755	1:00.457	19.704	22.874	17.879	98.833	91.928	(77) Allan CLARKE							
3	13:04:19.537	1:00.782	19.522	22.813	18.447	96.976	88.767	1	13:02:24.274			27.354	19.676	94.385	89.002
4	13:05:20.431	1:00.894	19.555	23.262	18.077	96.697	88.299	2	13:03:29.564	1:05.290	20.628	25.270	19.392	95.868	89.716
5	13:06:23.008	1:02.577	19.623	22.951	20.003	96.697	46.538	3	13:04:35.050	1:05.486	20.994	25.561	18.931	95.595	88.767
(37) Ivor GREENWOOD								4	13:05:39.971	1:04.921	20.921	25.077	18.923	94.518	87.494
1	13:02:26.305		23.200	18.039	101.066	90.564		5	13:06:43.097	1:03.126	20.938	23.651	18.537	96.419	88.767
2	13:03:27.492	1:01.187	19.693	23.494	18.000	97.967	90.809	6	13:07:46.627	1:03.530	20.747	24.175	18.608	96.836	89.358
3	13:04:28.564	1:01.072	19.740	23.529	17.803	98.111	90.686	(4) Colin McNEILL							
4	13:05:29.107	1:00.543	19.460	22.996	18.087	97.399	89.836	1	13:02:26.725				20.073	93.335	82.039
5	13:06:29.797	1:00.690	19.716	23.134	17.840	97.117	90.198	2	13:03:42.972	1:16.247			19.323	96.697	80.176
6	13:07:30.610	1:00.813	19.745	23.107	17.961	96.419	88.884	3	13:04:48.432	1:05.460	21.642	24.065	19.753	93.595	89.239
(71) Ryan McLEISH								4	13:05:52.613	1:04.181	20.688	24.182	19.311	94.785	85.270
1	13:02:26.739		23.322	18.905	98.111	88.183		5	13:06:57.659	1:05.046	21.469	24.103	19.474	95.731	86.814
2	13:03:28.374	1:01.635	20.012	23.399	18.224	95.868	88.068	6	13:08:01.255	1:03.596	20.668	23.755	19.173	94.919	86.035
3	13:04:29.294	1:00.920	19.707	22.943	18.270	98.979	88.532	(7) Alan FREELAND							
4	13:05:30.127	1:00.833	19.711	22.589	18.533	98.111	87.722	1	13:02:41.153			26.505	20.749	79.985	89.596
5	13:06:31.107	1:00.980	19.771	22.934	18.275	96.143	87.380	2	13:03:49.996	1:08.843	22.689	26.596	19.558	86.590	87.494
6	13:07:31.882	1:00.775	19.821	22.708	18.246	96.836	87.608	3	13:04:59.177	1:09.181	22.329	26.572	20.280	87.608	83.885
(17) Billy WALT								4	13:06:05.990	1:06.813	22.006	25.182	19.625	91.303	85.925
1	13:02:31.996		24.736	19.226	92.690	84.306		5	13:07:11.212	1:05.222	21.441	24.650	19.131	92.947	86.035
2	13:03:36.113	1:04.117	20.870	24.174	19.073	92.181	86.035	6	13:08:20.125	1:08.913	21.105	24.468	23.340	92.690	28.951
3	13:04:38.701	1:02.588	20.361	23.572	18.655	93.335	86.927	(22) Ben MASON							
4	13:05:40.215	1:01.514	19.867	23.222	18.425	95.053	89.596	1	13:02:37.325			24.468	18.579	94.785	87.494
5	13:06:41.298	1:01.083	19.659	23.120	18.304	95.188	86.368	2	13:03:39.414	1:02.089	19.918	23.751	18.420	96.005	88.649
6	13:07:43.535	1:02.237	19.939	23.218	19.080	94.385	66.377	3	13:04:40.832	1:01.418	19.977	23.102	18.339	95.731	88.416
(68) Carol BROWN								4	13:05:42.031	1:01.199	19.834	22.956	18.409	95.731	85.379
1	13:02:30.129		23.804	18.389	95.323	88.416		5	13:06:43.339	1:01.308	19.947	22.804	18.557	96.697	88.532
(22) Ben MASON								6	13:07:47.028	1:03.689	20.140	23.027	20.522	94.252	42.339

Clerk of the Course :

Orbits

Sig :

Time :

Chief Timekeeper : Ian Sharp (SMART Timing)

Results available at www.mylaps.com and www.smart-timing.co.uk

Printed: 12/09/2016 18:45:35





# Qualifying Results



Bulletin No. \_\_\_\_\_

## SMRC Super Touring Car Festival

Sorted on best lap time


HSCC Super Touring Car Championship

Knockhill 1.267 miles

Qualifying 2

10/09/2016 13:15

Practice started at 13:17:51



Pos	No.	Name	Make/Model	CC	Class Code	Laps	Best Tm	Diff	Best Speed	2nd Best
1	1	Stewart WHYTE	Honda Accord	2000	ST1	15	54.198		84.151	54.382
2	18	Colin NOBLE Jnr	Vauxhall Vectra	2000	ST1	15	54.369	0.171	83.887	54.394
3	79	Mark JONES	Renault Laguna	1988	ST1	15	54.488	0.290	83.704	54.768
4	11	Gabrielli TARQUINI	Honda Accord	2000	ST1	8	55.284	1.086	82.498	55.496
5	6	Dave JARMAN	Nissan Primera	1988	ST1	14	56.753	2.555	80.363	56.972
6	5	Alvin POWELL	Ford Mondeo	2000	ST1	14	57.361	3.163	79.511	57.512
7	44	Allister McMILLAN	Nissan Primera	2000	ST2	10	57.956	3.758	78.695	58.002
8	36	Keith BUTCHER	Audi A4	1988	ST2	14	58.713	4.515	77.680	58.867
9	27	Rick WOOD	Mazda 323	2000	ST2	14	59.255	5.057	76.970	59.544
10	8	Darren FIELDING	BMW E36 318	2000	ST2	15	59.269	5.071	76.952	59.273
11	55	Tom ANDREW	BMW E30 M3	2300	GA2	14	59.892	5.694	76.151	1:00.097
12	23	Derek PALMER	Nissan Primera	1999	ST1	8	1:01.385	7.187	74.299	1:01.711
13	98	John CLELAND	Vauxhall Vectra	1998	ST1				-	

Clerk of the Course :

Orbits

Sig :

Time :

Chief Timekeeper : Ian Sharp (SMART Timing)

Results available at [www.mylaps.com](http://www.mylaps.com) and [www.smart-timing.co.uk](http://www.smart-timing.co.uk)

Printed: 12/09/2016 18:12:21







## SMRC Super Touring Car Festival

### HSCC Super Touring Car Championship

Knockhill 1.267 miles

### Qualifying 2

10/09/2016 13:15

Practice started at 13:17:51

Lap	Time of Day	Lap Tm	S1	S2	S3	S3Spd	SFSpd	Lap	Time of Day	Lap Tm	S1	S2	S3	S3Spd	SFSpd
10	13:28:18.834	<b>1:03.423</b>	<b>18.803</b>	23.407	21.213	97.967	39.850								
11	13:34:10.792	<b>5:51.958</b>	5:11.333	22.815	17.810	103.402	92.562								
12	13:35:12.568	<b>1:01.776</b>	18.886	23.407	19.483	96.143	<b>92.947</b>								
13	13:36:13.814	<b>1:01.246</b>	18.931	24.197	18.118	102.768	92.818								
14	13:37:13.666	<b>59.852</b>	18.878	22.890	18.084	103.882	91.303								
15	13:38:13.313	<b>59.647</b>	18.899	22.802	17.946	103.402	92.690								

(55) Tom ANDREW

1	13:19:28.243			26.671	19.402	93.205	89.002								
2	13:20:31.529	<b>1:03.286</b>	20.661	23.961	18.664	102.298	88.183								
3	13:21:33.327	<b>1:01.798</b>	20.447	22.993	18.358	104.692	90.442								
4	13:22:36.789	<b>1:03.462</b>	21.310	23.913	18.239	104.692	91.055								
5	13:23:38.403	<b>1:01.614</b>	20.242	23.024	18.348	104.529	90.198								
6	13:24:38.798	<b>1:00.395</b>	19.849	22.457	18.089	<b>105.681</b>	90.809								
7	13:25:40.697	<b>1:01.899</b>	19.917	23.669	18.313	103.084	91.303								
8	13:26:41.198	<b>1:00.501</b>	19.886	22.704	17.911	105.349	91.677								
9	13:27:43.693	<b>1:02.495</b>	19.815	22.966	19.714	97.967	90.077								
10	13:34:23.034	<b>5:21.404</b>		24.565	18.387	100.914	92.054								
11	13:35:24.041	<b>1:01.007</b>		22.940	17.977	104.204	90.442								
12	13:36:25.142	<b>1:01.101</b>	20.196	22.903	18.002	103.882	91.427								
13	13:37:25.239	<b>1:00.097</b>	19.842	22.504	<b>17.751</b>	103.561	<b>92.435</b>								
14	13:38:25.131	<b>59.892</b>	<b>19.616</b>	<b>22.451</b>	17.825	104.204	91.677								

(23) Derek PALMER

1	13:19:08.711			27.753	19.664	89.477	85.270								
2	13:20:12.563	<b>1:03.852</b>	22.689	22.614	<b>18.549</b>		<b>94.120</b>								
3	13:21:13.948	<b>1:01.385</b>	<b>19.841</b>	<b>22.540</b>	19.004	<b>106.859</b>	83.989								
4	13:22:15.659	<b>1:01.711</b>	20.278	22.837	18.596	98.398	86.702								
5	13:23:19.401	<b>1:03.742</b>	20.830	23.532	19.380	99.714	79.606								
6	13:24:22.830	<b>1:03.429</b>			19.164	99.272	79.606								
7	13:25:26.945	<b>1:04.115</b>		24.206	19.741	95.323	81.938								
8	13:26:31.887	<b>1:04.942</b>			22.253	102.926	37.138								

Clerk of the Course :

Sig : Time :

Chief Timekeeper : Ian Sharp (SMART Timing)

Results available at [www.mylaps.com](http://www.mylaps.com) and [www.smart-timing.co.uk](http://www.smart-timing.co.uk)

Printed: 12/09/2016 18:13:35

Orbits





## SMRC Super Touring Car Festival

HSCC Super Touring Car Championship

Knockhill 1.267 miles

Race 3 - 1st Race

10/09/2016 15:45

Race (20 Laps) started at 16:00:57

POLE POSITION

**2**

18 Colin NOBLE Jnr  
54.369

**4**

11 Gabrielli TARQUINI  
55.284

**6**

5 Alvin POWELL  
57.361

**8**

36 Keith BUTCHER  
58.713

**10**

8 Darren FIELDING  
59.269

**12**

23 Derek PALMER  
1:01.385

**1**

1 Stewart WHYTE  
54.198

**3**

79 Mark JONES  
54.488

**5**

6 Dave JARMAN  
56.753

**7**

44 Allister McMILLAN  
57.956

**9**

27 Rick WOOD  
59.255

**11**

55 Tom ANDREW  
59.892

**13**

98 John CLELAND

1

2

3

4

5

6

7

Clerk of the Course :

Sig : Time :

Chief Timekeeper : Ian Sharp (SMART Timing)

Results available at [www.mylaps.com](http://www.mylaps.com) and [www.smart-timing.co.uk](http://www.smart-timing.co.uk)

Printed: 12/09/2016 18:14:37

Orbits



## SMRC Super Touring Car Festival

Sorted on best lap time

Scottish Formula Ford 1600 Championship

Knockhill 1.267 miles

Qualifying 3

10/09/2016 13:40

Practice (10:00 Time) started at 13:43:10

Pos	No.	Name	Make/Model	CC	Class Code	Laps	Best Tm	Diff	Best Speed	2nd Best
1	25	Neil MacLENNAN	Ray GR14	1600	FFA	10	<b>56.238</b>		81.099	56.875
2	50	Jamie THORBURN	Ray GR15	1600	FFAN	11	<b>56.584</b>	0.346	80.603	57.634
3	92	Matthew CHISHOLM	Van Diemen RF92	1600	FFB	10	<b>56.868</b>	0.630	80.200	58.899
4	71	Matthew COWLEY	Van Dieman JL13	1600	FFAN	4	<b>57.048</b>	0.810	79.947	57.714
5	8	Sebastian MELROSE	Ray GR14	1600	FFA	10	<b>57.083</b>	0.845	79.898	57.567
6	18	Alan KIRKALDY	Ray GR10	1600	Guest	7	<b>57.112</b>	0.874	79.858	58.177
7	3	Neil BROOME	Swift SC93C	1600	FFB	10	<b>57.366</b>	1.128	79.504	58.790
8	70	David THORBURN	Ray GR15	1600	FFA	10	<b>57.410</b>	1.172	79.443	59.104
9	27	David HOURIE	Van Diemen RF90	1600	FFBN	10	<b>58.045</b>	1.807	78.574	59.285
10	29	Ross HOWE	Van Diemen RF99	1600	FFAN	10	<b>58.098</b>	1.860	78.503	59.396
11	30	Steven BARLOW	Ray GR09	1600	FFA	8	<b>58.686</b>	2.448	77.716	1:00.563
12	16	Ivor MAIRS	Mondiale	1600	FFB	9	<b>59.081</b>	2.843	77.196	1:01.022
13	22	Fergus MCINTYRE	Ray GR05	1600	FFA	6	<b>1:00.750</b>	4.512	75.076	1:01.292

Clerk of the Course :

Sig : Time :

Chief Timekeeper : Ian Sharp (SMART Timing)

Results available at [www.mylaps.com](http://www.mylaps.com) and [www.smart-timing.co.uk](http://www.smart-timing.co.uk)

Orbits







OFFICIAL FEEDER SERIES

**BEATSON'S**  
BUILDING SUPPLIES

Grid Sheet

Bulletin No. \_\_\_\_\_



# SMRC Super Touring Car Festival

Scottish Formula Ford 1600 Championship

Knockhill 1.267 miles

Race 2 - 1st Race

10/09/2016 15:20

Race (14 Laps) started at 15:33:43

POLE POSITION

**2**  
50 Jamie THORBURN  
56.584

**4**  
71 Matthew COWLEY  
57.048

**6**  
18 Alan KIRKALDY  
57.112

**8**  
70 David THORBURN  
57.410

**10**  
29 Ross HOWE  
58.098

**12**  
16 Ivor MAIRS  
59.081

**1**  
25 Neil MacLENNAN  
56.238

**3**  
92 Matthew CHISHOLM  
56.868

**5**  
8 Sebastian MELROSE  
57.083

**7**  
3 Neil BROOME  
57.366

**9**  
27 David HOURIE  
58.045

**11**  
30 Steven BARLOW  
58.686

**13**  
22 Fergus MCINTYRE  
1:00.750

1  
2  
3  
4  
5  
6  
7

Clerk of the Course :

Sig : Time :

Chief Timekeeper : Ian Sharp (SMART Timing)

Results available at [www.mylaps.com](http://www.mylaps.com) and [www.smart-timing.co.uk](http://www.smart-timing.co.uk)

Printed: 12/09/2016 18:40:04

Orbits





# Qualifying Results



Bulletin No. \_\_\_\_\_

## SMRC Super Touring Car Festival

Sorted on best lap time

Scottish BMW Championship

Knockhill 1.267 miles

Qualifying 4

10/09/2016 13:55

Practice (10:00 Time) started at 13:56:54

Pos	No.	Name	Make/Model	CC	Class Code	Laps	Best Tm	Diff	Best Speed	2nd Best
1	85	Gary CLARK	BMW Compact	1900	BMWCC	9	1:03.666		71.637	1:03.709
2	14	Lee ELRICK	BMW Compact	1900	BMWCN	9	1:03.693	0.027	71.607	1:03.696
3	1	Steven DAILLY	BMW Compact	1900	Guest	9	1:04.165	0.499	71.080	1:04.281
4	45	Calum KING	BMW Compact	1900	Guest	9	1:04.320	0.654	70.909	1:04.461
5	91	Neil MacINNES	BMW Compact	1900	BMWCN	9	1:04.347	0.681	70.879	1:04.683
6	23	David McNAUGHTON	BMW Compact	1900	BMWCC	9	1:04.599	0.933	70.602	1:04.770
7	7	Steven KING	BMW Compact	1900	Guest	8	1:04.613	0.947	70.587	1:05.095
8	77	Ashleigh MORRIS	BMW Compact	1900	BMWCC	9	1:04.744	1.078	70.444	1:05.109
9	72	Cliff HARPER	BMW Compact	1900	BMWCC	9	1:04.756	1.090	70.431	1:04.786
10	40	Steven GOLDIE	BMW Compact	1900	BMWCN	10	1:04.884	1.218	70.292	1:04.949
11	81	Douglas SIMPSON	BMW Compact	1900	BMWCN	9	1:05.030	1.364	70.134	1:05.222
12	53	Andrew MACKIE	BMW Compact	1900	BMWCN	9	1:05.104	1.438	70.055	1:05.299
13	4	Ray McDOWALL	BMW Compact	1900	BMWCC	9	1:05.194	1.528	69.958	1:05.228
14	90	Richard SUTHERLAND	BMW Compact	1900	BMWCC	9	1:05.270	1.604	69.877	1:05.600
15	84	Robert MARSHALL	BMW Compact	1900	BMWCN	9	1:05.326	1.660	69.817	1:05.331
16	32	Liam GRANT	BMW Compact	1900	BMWCN	9	1:05.343	1.677	69.798	1:05.713
17	99	Philip WEBSTER	BMW Compact	1900	BMWCN	9	1:05.405	1.739	69.732	1:05.596
18	35	Martin BUCHAN	BMW Compact	1900	BMWCN	9	1:05.576	1.910	69.550	1:05.609
19	52	Ruaridh CLARK	BMW Compact	1900	Guest	9	1:05.588	1.922	69.538	1:05.827
20	65	Jeff CLARK	BMW Compact	1900	Guest	9	1:06.528	2.862	68.555	1:06.636
21	46	John ROBERTSON	BMW Compact	1900	Guest	8	1:07.643	3.977	67.425	1:08.787
22	66	Ross JOHNSTONE	BMW Compact	1900	BMWCN	8	1:08.009	4.343	67.062	1:09.018
23	55	Gordon McSHANNOCK	BMW Compact	1900	BMWCN	8	1:08.798	5.132	66.293	1:08.906
24	12	David DOWNIE	BMW Compact	1900	Guest	8	1:09.025	5.359	66.075	1:09.645

Clerk of the Course :

Sig : Time :

Chief Timekeeper : Ian Sharp (SMART Timing)

Results available at [www.mylaps.com](http://www.mylaps.com) and [www.smart-timing.co.uk](http://www.smart-timing.co.uk)

Printed: 12/09/2016 18:21:29

Orbits





## SMRC Super Touring Car Festival

## Scottish BMW Championship

Knockhill 1.267 miles

## Qualifying 4

10/09/2016 13:55

Practice (10:00 Time) started at 13:56:54

Lap	Time of Day	Lap Tm	S1	S2	S3	S3Spd	SFSpd	Lap	Time of Day	Lap Tm	S1	S2	S3	S3Spd	SFSpd
(85) Gary CLARK								(77) Ashleigh MORRIS							
1	13:59:07.273			28.978	22.012	69.542	78.672	1	13:59:08.964			29.042	22.740	69.183	77.761
2	14:00:11.876	<b>1:04.603</b>	20.870	23.993	19.740	88.767	78.672	2	14:00:15.582	<b>1:06.618</b>	21.598	24.982	20.038	87.722	78.488
3	14:01:16.534	<b>1:04.658</b>	20.613	23.891	20.154	89.358	78.765	3	14:01:21.111	<b>1:05.529</b>	<b>20.842</b>	24.254	20.433	88.649	78.397
4	14:02:21.889	<b>1:05.355</b>	20.675	23.881	20.799	85.706	78.765	4	14:02:26.236	<b>1:05.125</b>	21.031	24.244	19.850	89.358	<b>79.511</b>
5	14:03:28.267	<b>1:06.378</b>	21.143	25.090	20.145	87.837	78.580	5	14:03:31.550	<b>1:05.314</b>	21.304	24.206	19.804	<b>90.198</b>	78.672
6	14:04:32.129	<b>1:03.862</b>	20.565	<b>23.603</b>	19.694	90.564	<b>79.136</b>	6	14:04:38.883	<b>1:07.333</b>	21.561	25.811	19.961	89.239	77.671
7	14:05:41.873	<b>1:09.744</b>	21.604	27.152	20.988	80.950	78.672	7	14:05:43.992	<b>1:05.109</b>	21.055	24.166	19.888	89.596	78.488
8	14:06:45.539	<b>1:03.666</b>	20.539	23.610	19.517	<b>90.932</b>	78.488	8	14:06:48.736	<b>1:04.744</b>	20.910	<b>24.119</b>	<b>19.715</b>	89.836	78.488
9	14:07:49.248	<b>1:03.709</b>	<b>20.464</b>	23.824	<b>19.421</b>	90.809	77.671	9	14:07:54.822	<b>1:06.086</b>	21.136	24.700	20.250	87.266	77.941
(14) Lee ELRICK								(72) Cliff HARPER							
1	13:58:07.616			25.821	20.450	87.380	77.224	1	13:59:14.111			31.725	20.504	83.157	76.172
2	13:59:14.327	<b>1:06.711</b>	22.588	24.292	19.831	90.320	78.950	2	14:00:19.722	<b>1:05.611</b>	21.342	24.231	20.038	89.477	<b>78.857</b>
3	14:00:18.775	<b>1:04.448</b>	20.726	24.130	19.592	90.442	79.136	3	14:01:24.996	<b>1:05.274</b>	21.194	24.084	19.996	89.716	78.214
4	14:01:22.801	<b>1:04.026</b>	20.703	23.713	19.610	90.564	79.230	4	14:02:29.811	<b>1:04.815</b>	20.951	23.944	19.920	90.198	78.397
5	14:02:26.494	<b>1:03.693</b>	20.520	<b>23.491</b>	19.682	91.928	<b>80.176</b>	5	14:03:34.567	<b>1:04.756</b>	20.804	24.010	19.942	<b>90.809</b>	78.397
6	14:03:36.127	<b>1:09.633</b>	21.938	24.995	22.700	83.885	45.528	6	14:04:40.525	<b>1:05.958</b>	20.870	25.201	<b>19.887</b>	89.716	78.857
7	14:05:04.404	<b>1:28.277</b>	44.634	24.034	19.609	91.427	78.397	7	14:05:45.396	<b>1:04.871</b>	20.930	<b>23.912</b>	20.029	90.564	78.580
8	14:06:08.100	<b>1:03.696</b>	20.553	23.637	<b>19.506</b>	90.809	78.765	8	14:06:50.182	<b>1:04.786</b>	<b>20.759</b>	24.047	19.980	90.320	78.032
9	14:07:11.938	<b>1:03.838</b>	<b>20.493</b>	23.687	19.658	<b>92.054</b>	78.580	9	14:07:55.467	<b>1:05.285</b>	20.822	24.318	20.145	88.299	78.397
(1) Steven DAILLY								(40) Steven GOLDIE							
1	13:58:30.561			27.299	21.337	82.849	77.761	1	13:58:08.786			26.390	20.235	86.702	77.224
2	13:59:36.361	<b>1:05.800</b>	21.219	24.346	20.235	89.596	78.672	2	13:59:15.222	<b>1:06.436</b>	21.793	24.450	20.193	89.836	78.214
3	14:00:41.340	<b>1:04.979</b>	20.771	24.168	20.040	89.596	<b>79.323</b>	3	14:00:20.106	<b>1:04.884</b>	<b>20.849</b>	24.141	<b>19.894</b>	89.716	<b>78.857</b>
4	14:01:46.134	<b>1:04.794</b>	20.731	24.180	19.883	89.358	79.323	4	14:01:25.494	<b>1:05.388</b>	21.147	24.336	19.905	89.239	78.305
5	14:02:50.415	<b>1:04.281</b>	20.642	23.914	<b>19.725</b>	90.320	79.323	5	14:02:30.443	<b>1:04.949</b>	20.892	24.140	19.917	89.596	78.305
6	14:03:54.788	<b>1:04.373</b>	<b>20.523</b>	24.069	19.781	90.686	79.043	6	14:03:35.423	<b>1:04.980</b>	20.949	<b>24.005</b>	20.026	<b>90.198</b>	77.761
7	14:04:59.167	<b>1:04.379</b>	20.714	23.891	19.774	<b>90.809</b>	78.857	7	14:04:41.345	<b>1:05.922</b>	21.084	24.818	20.020	87.837	78.032
8	14:06:03.332	<b>1:04.165</b>	20.563	<b>23.677</b>	19.925	90.442	78.857	8	14:05:47.211	<b>1:05.866</b>	21.495	24.367	20.004	89.836	77.581
9	14:07:07.726	<b>1:04.394</b>	20.627	23.982	19.785	89.836	78.672	9	14:06:52.649	<b>1:05.438</b>	21.092	24.254	20.092	89.239	77.047
(45) Calum KING								(81) Douglas SIMPSON							
1	13:58:43.394			28.262	20.792	83.363	77.581	1	13:58:23.443			29.788	20.934	85.596	76.519
2	13:59:49.077	<b>1:05.683</b>	21.280	24.325	20.078	88.649	78.397	2	13:59:29.453	<b>1:06.010</b>	21.454	24.303	20.253	89.120	78.857
3	14:00:54.908	<b>1:05.831</b>	20.809	24.559	20.463	89.120	78.305	3	14:00:34.867	<b>1:05.414</b>	20.783	24.192	20.439	89.358	<b>78.950</b>
4	14:02:08.402	<b>1:13.494</b>	21.059	30.412	22.023	60.841	<b>78.857</b>	4	14:01:40.089	<b>1:05.222</b>	20.806	24.033	20.383	89.358	78.397
5	14:03:13.244	<b>1:04.842</b>	20.685	24.128	20.029	89.358	78.032	5	14:02:45.803	<b>1:05.714</b>	20.930	24.581	20.203	88.767	78.580
6	14:04:17.832	<b>1:04.588</b>	20.688	23.921	19.979	89.836	78.672	6	14:03:50.833	<b>1:05.030</b>	<b>20.736</b>	24.077	20.217	89.957	78.672
7	14:05:22.293	<b>1:04.461</b>	20.688	23.826	19.947	89.836	78.305	7	14:04:56.805	<b>1:05.972</b>	21.927	<b>23.909</b>	20.136	90.198	78.305
8	14:06:26.613	<b>1:04.320</b>	<b>20.659</b>	<b>23.708</b>	19.953	<b>90.198</b>	78.305	8	14:06:03.105	<b>1:06.300</b>	20.787	24.004	21.509	89.836	65.663
9	14:07:31.283	<b>1:04.670</b>	20.777	24.037	<b>19.856</b>	90.198	78.032	9	14:07:08.777	<b>1:05.672</b>	21.605	24.030	<b>20.037</b>	<b>90.564</b>	78.580
(91) Neil MacINNIS								(53) Andrew MACKIE							
1	13:58:09.198			26.054	20.489	87.266	79.136	1	13:58:54.414			28.442	21.921	63.309	77.313
2	13:59:15.387	<b>1:06.189</b>	21.677	24.412	20.100	90.198	77.941	2	14:00:01.080	<b>1:06.666</b>	21.959	24.506	20.201	88.183	78.123
3	14:00:21.500	<b>1:06.113</b>	21.798	24.324	19.991	89.836	<b>80.176</b>	3	14:01:07.041	<b>1:05.961</b>	21.095	24.456	20.410	89.120	<b>78.397</b>
4	14:01:26.507	<b>1:05.007</b>	21.209	24.169	<b>19.629</b>	90.077	79.985	4	14:02:12.584	<b>1:05.543</b>	20.946	24.356	20.241	88.299	78.305
5	14:02:31.190	<b>1:04.683</b>	20.849	23.847	19.987	<b>91.055</b>	78.397	5	14:03:18.298	<b>1:05.714</b>	21.148	24.541	<b>20.025</b>	88.416	77.941
6	14:03:37.899	<b>1:06.709</b>	<b>20.701</b>	24.031	21.977	89.836	48.488	6	14:04:24.183	<b>1:05.885</b>	21.089	24.319	20.477	89.239	77.671
7	14:04:49.729	<b>1:11.830</b>	25.206	24.689	21.935	78.580	79.890	7	14:05:29.519	<b>1:05.336</b>	21.111	24.162	20.063	<b>89.358</b>	77.491
8	14:05:54.076	<b>1:04.347</b>	20.777	<b>23.820</b>	19.750	90.932	79.417	8	14:06:34.818	<b>1:05.299</b>	<b>20.934</b>	24.228	20.137	89.002	77.402
9	14:06:59.251	<b>1:05.175</b>	21.200	24.195	19.780	90.198	79.230	9	14:07:39.922	<b>1:05.104</b>	21.003	<b>24.050</b>	20.051	89.002	77.761
(23) David McNAUGHTON								(4) Ray McDOWALL							
1	13:58:22.292			31.288	21.520	84.839	75.233	1	13:58:31.103			26.037	21.077	76.870	77.224
2	13:59:28.513	<b>1:06.221</b>	21.413	24.764	20.044	88.299	78.580	2	13:59:37.309	<b>1:06.206</b>	21.346	24.400	20.460	88.767	77.761
3	14:00:33.560	<b>1:05.047</b>	20.780	24.320	19.947	88.884	78.765	3	14:00:42.924	<b>1:05.615</b>	21.101	24.283	20.231	89.120	<b>78.580</b>
4	14:01:38.159	<b>1:04.599</b>	<b>20.755</b>	<b>24.060</b>	<b>19.784</b>	90.077	<b>79.323</b>	4	14:01:48.246	<b>1:05.322</b>	20.975	24.235	20.212	89.477	77.402
5	14:02:43.272	<b>1:05.113</b>	21.143	24.093	19.877	<b>90.809</b>	78.672	5	14:02:53.836	<b>1:05.590</b>	21.292	<b>24.197</b>	20.101	90.077	78.305
6	14:03:48.617	<b>1:05.345</b>	21.014	24.418	19.913	90.442	79.043	6	14:03:59.030	<b>1:05.194</b>	20.989	24.247	<b>19.958</b>	90.198	77.313
7	14:04:53.469	<b>1:04.852</b>	20.787	24.224	19.841	90.686	79.230	7	14:05:06.791	<b>1:07.761</b>	23.102	24.695	19.964	90.198	78.305
8	14:05:58.239	<b>1:04.770</b>	20.768	24.137	19.865	90.686	78.580	8	14:06:14.390	<b>1:07.599</b>	21.103	26.488	20.008	89.836	78.123
9	14:07:07.370	<b>1:09.131</b>	21.022	25.973	22.136	77.224	42.826	9	14:07:19.618	<b>1:05.228</b>	<b>20.856</b>	24.227	20.145	<b>90.442</b>	78.305
(7) Steven KING								(90) Richard SUTHERLAND							
1	13:59:21.734			27.020	21.305	85.379	76.000	1	13:58:24.622			32.568	21.719	79.890	76.086
2	14:00:30.088	<b>1:08.354</b>	21.811	25.296	21.247	85.487	<b>79.795</b>	2	13:59:31.540	<b>1:06.918</b>	21.797	24.634	20.487	87.153	<b>78.032</b>
3	14:01:36.454	<b>1:06.366</b>	21.525	25.011	19.830	89.716	78.488	3	14:00:37.273	<b>1:05.733</b>	21.110	24.170	20.453	88.183	77.941
4	14:02:41.838	<b>1:05.384</b>	21.366	24.283	19.735	90.198	79.136								
5	14:03:46.451	<b>1:04.613</b>	21.139	<b>23.998</b>	<b>19.476</b>	90.442	79.230								
6	14:04:51.546	<b>1:05.095</b>	<b>20.840</b>	24.381	19.874	90.198	79.606								

Clerk of the Course :

Sig :



## SMRC Super Touring Car Festival

### Scottish BMW Championship

Knockhill 1.267 miles

### Qualifying 4

10/09/2016 13:55

Practice (10:00 Time) started at 13:56:54

Lap	Time of Day	Lap Tm	S1	S2	S3	S3Spd	SFSpd	Lap	Time of Day	Lap Tm	S1	S2	S3	S3Spd	SFSpd
<b>(84) Robert MARSHALL</b>															
1	13:58:41.849			28.199	21.660	76.958	76.607								
2	13:59:48.404	<b>1:06.555</b>	21.258	24.823	20.474	86.927	76.607								
3	14:00:54.397	<b>1:05.993</b>	21.093	24.695	20.205	87.608	76.345								
4	14:01:59.854	<b>1:05.457</b>	<b>20.905</b>	24.215	20.337	87.494	77.313								
5	14:03:05.180	<b>1:05.326</b>	21.150	<b>24.099</b>	20.077	<b>88.767</b>	77.402								
6	14:04:10.563	<b>1:05.383</b>	21.120	24.207	<b>20.056</b>	88.767	<b>77.761</b>								
7	14:05:15.938	<b>1:05.375</b>	20.948	24.349	20.078	88.649	77.313								
8	14:06:21.512	<b>1:05.574</b>	21.043	24.324	20.207	87.722	77.047								
9	14:07:26.843	<b>1:05.331</b>	20.995	24.176	20.160	88.767	77.224								
<b>(66) Ross JOHNSTONE</b>															
1	13:58:35.649			28.621	21.637	82.139	74.981								
2	13:59:45.722	<b>1:10.073</b>	22.413	26.707	20.953	85.162	76.519								
3	14:00:55.383	<b>1:09.661</b>	21.935	26.260	21.466	86.368	75.742								
4	14:02:23.629	<b>1:28.246</b>	21.774	26.064	40.408	86.590	74.234								
5	14:03:32.647	<b>1:09.018</b>	21.918	25.673	21.427	87.837	76.694								
6	14:04:42.704	<b>1:10.057</b>	21.776	27.469	20.812	86.590	<b>77.402</b>								
7	14:05:50.713	<b>1:08.009</b>	<b>21.732</b>	<b>25.545</b>	<b>20.732</b>	<b>87.952</b>	77.313								
8	14:07:00.960	<b>1:10.247</b>	22.691	25.910	21.646	87.266	76.086								
1	13:58:35.649			28.621	21.637	82.139	74.981								
2	13:59:45.722	<b>1:10.073</b>	22.413	26.707	20.953	85.162	76.519								
3	14:00:55.383	<b>1:09.661</b>	21.935	26.260	21.466	86.368	75.742								
4	14:02:23.629	<b>1:28.246</b>	21.774	26.064	40.408	86.590	74.234								
5	14:03:32.647	<b>1:09.018</b>	21.918	25.673	21.427	87.837	76.694								
6	14:04:42.704	<b>1:10.057</b>	21.776	27.469	20.812	86.590	<b>77.402</b>								
7	14:05:50.713	<b>1:08.009</b>	<b>21.732</b>	<b>25.545</b>	<b>20.732</b>	<b>87.952</b>	77.313								
8	14:07:00.960	<b>1:10.247</b>	22.691	25.910	21.646	87.266	76.086								
<b>(55) Gordon McSHANNOCK</b>															
1	13:58:53.096			28.270	22.604	80.368	73.583								
2	14:00:04.831	<b>1:11.735</b>	23.863	26.703	21.169	84.095	76.000								
3	14:01:13.985	<b>1:09.154</b>	22.763	25.700	<b>20.691</b>	85.487	76.870								
4	14:02:24.720	<b>1:10.735</b>	22.144	25.849	22.742	85.925	76.958								
5	14:03:35.269	<b>1:10.549</b>	23.331	26.181	21.037	86.479	76.870								
6	14:04:44.175	<b>1:08.906</b>	22.699	<b>25.447</b>	20.760	87.040	<b>77.224</b>								
7	14:05:52.973	<b>1:08.798</b>	<b>22.089</b>	25.743	20.966	86.479	76.694								
8	14:07:01.974	<b>1:09.001</b>	22.827	25.460	20.714	<b>87.722</b>	76.958								
<b>(99) Philip WEBSTER</b>															
1	13:58:26.791			28.897	21.392	84.732	74.481								
2	13:59:34.712	<b>1:07.921</b>	22.422	25.244	20.255	87.722	<b>79.795</b>								
3	14:00:41.099	<b>1:06.387</b>	21.369	24.729	20.289	89.002	78.950								
4	14:01:47.552	<b>1:06.453</b>	22.000	24.514	19.939	89.596	79.417								
5	14:02:53.148	<b>1:05.596</b>	21.294	<b>24.297</b>	20.005	<b>90.564</b>	79.323								
6	14:03:58.950	<b>1:05.802</b>	<b>21.106</b>	24.480	20.216	89.716	78.857								
7	14:05:05.895	<b>1:06.945</b>	22.107	24.906	19.932	89.836	79.230								
8	14:06:12.803	<b>1:06.908</b>	21.767	25.066	20.075	88.416	78.950								
9	14:07:18.208	<b>1:05.405</b>	21.184	24.359	<b>19.862</b>	90.077	79.043								
<b>(12) David DOWNIE</b>															
1	13:58:46.636			21.942			72.236								
2	13:59:56.903	<b>1:10.267</b>		21.102			73.262								
3	14:01:07.276	<b>1:10.373</b>	22.598	25.911	21.864		70.270								
4	14:02:19.537	<b>1:12.261</b>		22.948		<b>86.702</b>	73.826								
5	14:03:30.354	<b>1:10.817</b>		21.578			72.943								
6	14:04:39.999	<b>1:09.645</b>		21.299			73.583								
7	14:05:50.238	<b>1:10.239</b>		20.958			73.583								
8	14:06:59.263	<b>1:09.025</b>	<b>22.390</b>	<b>25.769</b>	<b>20.866</b>		<b>74.152</b>								
<b>(35) Martin BUCHAN</b>															
1	13:58:32.210			27.778	21.611	74.981	76.694								
2	13:59:38.480	<b>1:06.270</b>	21.310	24.528	20.432	86.814	76.694								
3	14:00:44.276	<b>1:05.796</b>	21.032	24.342	20.422	87.040	76.519								
4	14:01:50.121	<b>1:05.845</b>	21.057	24.427	20.361	86.927	76.345								
5	14:02:55.697	<b>1:05.576</b>	<b>20.958</b>	<b>24.310</b>	20.308	87.494	76.345								
6	14:04:01.317	<b>1:05.620</b>	21.098	24.377	<b>20.145</b>	87.040	76.432								
7	14:05:09.718	<b>1:08.401</b>	21.309	25.236	21.856	80.176	<b>76.870</b>								
8	14:06:15.327	<b>1:05.609</b>	21.038	24.324	20.247	<b>88.649</b>	76.345								
9	14:07:22.594	<b>1:07.267</b>	21.794	25.096	20.377	88.532	75.914								
<b>(52) Ruaridh CLARK</b>															
1	13:58:33.641			26.549	20.960	82.849	76.432								
2	13:59:40.242	<b>1:06.601</b>	21.328	24.795	20.478	86.479	77.224								
3	14:00:46.954	<b>1:06.712</b>	21.354	24.831	20.527	86.479	77.224								
4	14:01:53.167	<b>1:06.213</b>	21.390	24.669	20.154	87.494	<b>78.214</b>								
5	14:02:58.994	<b>1:05.827</b>	21.216	24.524	<b>20.087</b>	87.952	77.581								
6	14:04:05.130	<b>1:06.136</b>	21.204	24.548	20.384	88.299	76.958								
7	14:05:11.153	<b>1:06.023</b>	21.284	24.512	20.227	88.299	77.851								
8	14:06:16.741	<b>1:05.588</b>	<b>21.082</b>	<b>24.289</b>	20.217	<b>89.002</b>	77.941								
9	14:07:23.040	<b>1:06.299</b>	21.292	24.635	20.372	89.002	78.032								
<b>(65) Jeff CLARK</b>															
1	13:58:46.825			27.049	21.627	85.162	75.487								
2	13:59:57.729	<b>1:10.904</b>	23.391	26.059	21.454	86.590	76.519								
3	14:01:06.808	<b>1:09.079</b>	22.455	25.740	20.884	87.266	77.313								
4	14:02:15.400	<b>1:08.592</b>	22.144	25.154	21.294	86.702	77.135								
5	14:03:23.054	<b>1:07.654</b>	21.933	25.396	20.325	87.494	76.345								
6	14:04:30.199	<b>1:07.145</b>	22.058	24.819	20.268	87.722	<b>77.491</b>								
7	14:05:36.727	<b>1:06.528</b>	21.789	<b>24.691</b>	<b>20.048</b>	<b>88.068</b>	77.047								
8	14:06:43.363	<b>1:06.636</b>	<b>21.628</b>	24.748	20.260	87.608	77.047								
9	14:07:50.059	<b>1:06.696</b>	21.628	24.844	20.224	87.040	77.135								
<b>(46) John ROBERTSON</b>															



## SMRC Super Touring Car Festival

Scottish BMW Championship

Knockhill 1.267 miles

Race 4

10/09/2016 16:15

Race (12 Laps) started at 16:33:05

POLE POSITION

**2**  
14 Lee ELRICK  
1:03.693

**1**  
85 Gary CLARK  
1:03.666

1

**4**  
45 Calum KING  
1:04.320

**3**  
1 Steven DAILLY  
1:04.165

2

**6**  
23 David McNAUGHTON  
1:04.599

**5**  
91 Neil MacINNES  
1:04.347

3

**8**  
77 Ashleigh MORRIS  
1:04.744

**7**  
7 Steven KING  
1:04.613

4

**10**  
40 Steven GOLDIE  
1:04.884

**9**  
72 Cliff HARPER  
1:04.756

5

**12**  
53 Andrew MACKIE  
1:05.104

**11**  
81 Douglas SIMPSON  
1:05.030

6

**14**  
90 Richard SUTHERLAND  
1:05.270

**13**  
4 Ray McDOWALL  
1:05.194

7

**16**  
32 Liam GRANT  
1:05.343

**15**  
84 Robert MARSHALL  
1:05.326

8

**18**  
35 Martin BUCHAN  
1:05.576

**17**  
99 Philip WEBSTER  
1:05.405

9

**20**  
65 Jeff CLARK  
1:06.528

**19**  
52 Ruairidh CLARK  
1:05.588

10

Clerk of the Course : \_\_\_\_\_ Orbits

Sig : \_\_\_\_\_ Time : \_\_\_\_\_

Chief Timekeeper : Ian Sharp (SMART Timing)

Results available at [www.mylaps.com](http://www.mylaps.com) and [www.smart-timing.co.uk](http://www.smart-timing.co.uk)


Printed: 12/09/2016 18:20:00





## SMRC Super Touring Car Festival

Scottish BMW Championship      Knockhill 1.267 miles  
Race 4      10/09/2016 16:15  
Race (12 Laps) started at 16:33:05



**22**  
66 Ross JOHNSTONE  
1:08.009

**21**  
46 John ROBERTSON  
1:07.643

**11**

**24**  
12 David DOWNIE  
1:09.025

**23**  
55 Gordon McSHANNOCK  
1:08.798

**12**

Clerk of the Course : \_\_\_\_\_ Orbits

Sig : \_\_\_\_\_ Time : \_\_\_\_\_  
Chief Timekeeper : Ian Sharp (SMART Timing)

Results available at [www.mylaps.com](http://www.mylaps.com) and [www.smart-timing.co.uk](http://www.smart-timing.co.uk)





# Qualifying Results



Bulletin No. \_\_\_\_\_

## SMRC Super Touring Car Festival

Sorted on best lap time

BARC Junior Saloon Car Championship

Knockhill 1.267 miles

Qualifying 5

10/09/2016 14:15

Practice (15:00 Time) started at 14:12:48

Pos	No.	Name	Make/Model	CC	Class Code	Laps	Best Tm	Diff	Best Speed	2nd Best
1	46	Matteo ZANETTI	Citroen Saxo VTR	1600	JSC	13	1:04.921		70.252	1:05.086
2	50	Katie MILNER	Citroen Saxo VTR	1600	JSC	13	1:05.010	0.089	70.156	1:05.102
3	25	Ed MOORE	Citroen Saxo VTR	1600	JSC	10	1:05.218	0.297	69.932	1:05.409
4	44	George SUTTON	Citroen Saxo VTR	1600	JSC	13	1:05.259	0.338	69.888	1:05.346
5	70	Oli WILMOTT	Citroen Saxo VTR	1600	JSC	13	1:05.298	0.377	69.847	1:05.324
6	12	Adam BATTY	Citroen Saxo VTR	1600	JSC	13	1:05.388	0.467	69.750	1:05.435
7	23	Ethan HAMMERTON	Citroen Saxo VTS	1600	JSC	13	1:05.440	0.519	69.695	1:05.865
8	24	Will DYRDAL	Citroen Saxo VTR	1600	JSC	13	1:05.442	0.521	69.693	1:05.692
9	11	Luke BROWNING	Citroen Saxo VTR	1600	JSC	12	1:05.447	0.526	69.688	1:05.490
10	19	Callum JENKINS	Citroen Saxo VTR	1600	JSC	13	1:05.582	0.661	69.544	1:05.821
11	14	Charlie KENNEDY	Citroen Saxo VTR	1600	JSC	13	1:05.625	0.704	69.499	1:06.199
12	33	Sam KIRKPATRICK	Citroen Saxo VTR	1600	JSC	13	1:05.890	0.969	69.219	1:06.018
13	22	Ronan PEARSON	Citroen Saxo VTR	1600	JSC	12	1:06.659	1.738	68.420	1:06.961
14	78	Marmaduke HALL	Citroen Saxo VTR	1600	JSC	13	1:06.831	1.910	68.244	1:06.982
15	52	Matty GREENWOOD	Citroen Saxo VTR	1600	JSC	9	1:07.089	2.168	67.982	1:07.110
16	99	Thomas KRASONIS	Citroen Saxo VTR	1600	JSC	12	1:07.672	2.751	67.396	1:07.739
17	20	Harry BISHOP	Citroen Saxo VTR	1600	JSC	12	1:07.984	3.063	67.087	1:08.115
18	29	Finlay ROBINSON	Citroen Saxo VTR	1600	JSC	12	1:08.606	3.685	66.479	1:08.663
19	82	Lydia WALMSLEY	Citroen Saxo VTR	1600	JSC	12	1:08.801	3.880	66.290	1:08.863
20	95	Sean THOMAS	Citroen Saxo VTR	1600	JSC	12	1:10.160	5.239	65.006	1:10.171

### Announcements

Car No.19 - Selected lap times disallowed - Exceeding track limits.

Clerk of the Course :

Sig : Time :

Chief Timekeeper : Ian Sharp (SMART Timing)

Results available at [www.mylaps.com](http://www.mylaps.com) and [www.smart-timing.co.uk](http://www.smart-timing.co.uk)

Printed: 12/09/2016 17:58:21

Orbits





## SMRC Super Touring Car Festival

### BARC Junior Saloon Car Championship

Knockhill 1.267 miles

### Qualifying 5

10/09/2016 14:15

Practice (15:00 Time) started at 14:12:48

Lap	Time of Day	Lap Tm	S1	S2	S3	S3Spd	SFSpd
<b>(46) Matteo ZANETTI</b>							
1	14:19:05.024			25.306	20.197	83.675	73.422
2	14:20:10.418	<b>1:05.394</b>	20.910	24.422	20.062	83.885	73.745
3	14:21:16.179	<b>1:05.761</b>	21.008	24.671	20.082	83.885	73.826
4	14:22:22.009	<b>1:05.830</b>	20.858	24.702	20.270	84.095	73.664
5	14:23:27.311	<b>1:05.302</b>	20.918	24.300	20.084	85.054	74.070
6	14:24:32.513	<b>1:05.202</b>	20.695	24.364	20.143	84.946	74.234
7	14:25:37.599	<b>1:05.086</b>	20.806	24.274	<b>20.006</b>	<b>85.379</b>	<b>74.730</b>
8	14:26:42.520	<b>1:04.921</b>	<b>20.648</b>	24.195	20.078	85.270	74.481
9	14:27:47.640	<b>1:05.120</b>	20.650	24.254	20.216	85.162	74.234
10	14:28:59.966	<b>1:12.326</b>	20.904	28.122	23.300	63.790	73.907
11	14:30:06.008	<b>1:06.042</b>	21.125	24.291	20.626	84.839	72.943
12	14:31:11.264	<b>1:05.256</b>	20.903	<b>24.163</b>	20.190	85.162	73.664
13	14:32:16.513	<b>1:05.249</b>	20.753	24.279	20.217	85.162	73.989

<b>(50) Katie MILNER</b>							
1	14:18:57.144			24.950	20.013	85.925	75.317
2	14:20:03.306	<b>1:06.162</b>	21.354	24.861	19.947	84.839	76.259
3	14:21:12.528	<b>1:09.222</b>	21.399	27.362	20.461	74.399	76.086
4	14:22:17.876	<b>1:05.348</b>	21.094	24.587	<b>19.667</b>	86.257	76.259
5	14:23:24.283	<b>1:06.407</b>	21.337	24.500	20.570	86.257	75.317
6	14:24:30.139	<b>1:05.856</b>	21.081	24.852	19.923	<b>86.814</b>	76.086
7	14:25:35.394	<b>1:05.255</b>	20.904	24.608	19.743	85.815	<b>76.345</b>
8	14:26:40.754	<b>1:05.360</b>	20.915	<b>24.429</b>	20.016	86.035	76.259
9	14:27:45.856	<b>1:05.102</b>	<b>20.849</b>	24.570	19.683	85.596	76.086
10	14:28:51.951	<b>1:06.095</b>	20.922	25.330	19.843	85.054	76.259
11	14:29:57.129	<b>1:05.178</b>			19.702	85.379	76.172
12	14:31:03.632	<b>1:06.503</b>			20.034	85.596	74.564
13	14:32:08.642	<b>1:05.010</b>			19.676	86.146	76.000

<b>(25) Ed MOORE</b>							
1	14:19:51.598			25.770	20.519	83.260	73.583
2	14:20:57.571	<b>1:05.973</b>	21.004	24.746	20.223	84.306	73.989
3	14:22:03.188	<b>1:05.617</b>	20.837	24.682	20.098	85.054	73.826
4	14:23:08.674	<b>1:05.486</b>	20.882	24.529	<b>20.075</b>	<b>85.270</b>	74.234
5	14:24:13.892	<b>1:05.218</b>	<b>20.824</b>	<b>24.286</b>	20.108	84.839	<b>74.399</b>
6	14:25:21.580	<b>1:07.688</b>	21.358	26.187	20.143	84.095	74.070
7	14:26:26.989	<b>1:05.409</b>	20.878	24.385	20.146	84.625	73.989
8	14:27:32.414	<b>1:05.425</b>	20.862	24.403	20.160	84.518	73.745
9	14:28:39.610	<b>1:07.196</b>	21.575	25.192	20.429	83.571	73.826
10	14:30:18.664	<b>1:39.054</b>	21.210	40.978	36.866	35.301	27.973

<b>(44) George SUTTON</b>							
1	14:19:30.579			25.058	20.957	84.518	74.481
2	14:20:36.473	<b>1:05.894</b>	21.230	24.520	20.144	85.596	74.981
3	14:21:42.626	<b>1:06.153</b>	21.091	24.893	20.169	84.412	74.564
4	14:22:48.374	<b>1:05.748</b>	21.059	24.582	20.107	<b>85.925</b>	75.064
5	14:23:53.961	<b>1:05.587</b>	21.109	24.381	20.097	85.815	74.152
6	14:24:59.484	<b>1:05.523</b>	21.057	24.434	<b>20.032</b>	85.379	<b>75.233</b>
7	14:26:04.840	<b>1:05.356</b>	20.970	<b>24.272</b>	20.114	85.815	75.064
8	14:27:10.366	<b>1:05.526</b>	20.985	24.505	20.036	84.732	74.730
9	14:28:15.712	<b>1:05.346</b>	<b>20.915</b>	24.375	20.056	85.487	74.647
10	14:29:21.830	<b>1:06.118</b>	21.169	24.710	20.239	84.946	74.730
11	14:30:27.492	<b>1:05.662</b>			20.183	84.946	74.481
12	14:31:32.933	<b>1:05.441</b>			20.113	85.054	74.316
13	14:32:38.192	<b>1:05.259</b>			20.050	85.487	74.481

<b>(70) Oli WILMOTT</b>							
1	14:19:34.732			25.603	21.487	74.070	75.233
2	14:20:41.260	<b>1:06.528</b>	21.199	25.311	20.018	84.732	75.914
3	14:21:47.113	<b>1:05.853</b>	21.024	24.827	20.002	84.625	75.657
4	14:22:53.109	<b>1:05.996</b>	21.127	24.893	19.976	<b>86.927</b>	75.657
5	14:24:00.610	<b>1:07.501</b>	21.308	26.084	20.109	85.162	75.487
6	14:25:06.216	<b>1:05.606</b>	20.909	24.846	19.851	86.146	<b>76.432</b>
7	14:26:14.861	<b>1:08.645</b>	23.070	25.663	19.912	86.146	76.000
8	14:27:21.323	<b>1:06.462</b>	20.774	25.713	19.975	83.989	75.742
9	14:28:27.217	<b>1:05.894</b>	21.260	24.648	19.986	86.035	75.742
10	14:29:32.515	<b>1:05.298</b>	20.834	24.679	<b>19.785</b>	86.257	76.259
11	14:30:37.845	<b>1:05.330</b>	20.889	<b>24.554</b>	19.887	86.702	75.828
12	14:31:43.208	<b>1:05.363</b>	<b>20.769</b>	24.646	19.948	86.479	75.828
13	14:32:48.532	<b>1:05.324</b>	20.819	24.591	19.914	86.035	76.172

<b>(12) Adam BATTY</b>							
------------------------	--	--	--	--	--	--	--

Lap	Time of Day	Lap Tm	S1	S2	S3	S3Spd	SFSpd
1	14:19:05.512			25.355	20.168	84.839	73.502
2	14:20:21.786	<b>1:16.274</b>	31.045	24.929	20.300	84.518	72.392
3	14:21:28.168	<b>1:06.382</b>	21.378	24.688	20.316	84.839	<b>73.745</b>
4	14:22:34.337	<b>1:06.169</b>	21.176	24.884	20.109	84.518	73.422
5	14:23:40.372	<b>1:06.035</b>	21.277	24.851	<b>19.907</b>	<b>85.054</b>	73.262
6	14:24:45.915	<b>1:05.543</b>	21.178	24.452	19.913	84.625	73.502
7	14:25:51.492	<b>1:05.577</b>	21.121	24.426	20.030	84.732	73.262
8	14:26:56.927	<b>1:05.435</b>	21.097	24.350	19.988	84.839	73.664
9	14:28:02.516	<b>1:05.589</b>	21.000	24.458	20.131	84.306	72.627
10	14:29:08.044	<b>1:05.528</b>	21.023	24.444	20.061	84.625	72.864
11	14:30:13.876	<b>1:05.832</b>	21.032	24.572	20.228	84.306	72.627
12	14:31:19.264	<b>1:05.388</b>	21.089	<b>24.264</b>	20.035	85.054	72.706
13	14:32:24.791	<b>1:05.527</b>	<b>20.976</b>	24.514	20.037	84.095	72.627

<b>(23) Ethan HAMMERTON</b>							
1	14:19:36.072			25.244	20.903	80.272	72.864
2	14:20:42.363	<b>1:06.291</b>	21.240	24.781	20.270	84.839	74.316
3	14:21:48.228	<b>1:05.865</b>	21.053	24.602	20.210	85.487	74.399
4	14:22:57.825	<b>1:09.597</b>	21.134	26.165	22.298	57.951	74.152
5	14:24:03.265	<b>1:05.440</b>	<b>20.945</b>	<b>24.581</b>	<b>19.914</b>	<b>85.487</b>	<b>74.897</b>
6	14:25:10.374	<b>1:07.109</b>	21.095	25.786	20.228	85.162	73.989
7	14:26:16.938	<b>1:06.564</b>	21.037	24.773	20.754	78.488	73.907
8	14:27:23.502	<b>1:06.564</b>	21.386	24.790	20.388	85.162	74.399
9	14:28:29.588	<b>1:06.086</b>	21.085	24.883	20.118	85.162	73.502
10	14:29:35.633	<b>1:06.045</b>	21.006	24.923	20.116	85.162	73.907
11	14:30:41.612	<b>1:05.979</b>	21.091	24.828	20.060	85.162	73.664
12	14:31:47.529	<b>1:05.917</b>	21.215	24.638	20.064	<b>85.925</b>	74.234
13	14:32:53.955	<b>1:06.426</b>	21.304	25.024	20.098	84.839	72.081

<b>(24) Will DYRDAL</b>							
1	14:18:57.881			20.358			75.064
2	14:20:03.977	<b>1:06.096</b>		20.273			75.828
3	14:21:10.996	<b>1:07.019</b>		20.314			74.481
4	14:22:17.392	<b>1:06.396</b>		20.117			75.064
5	14:23:23.678	<b>1:06.286</b>		20.373			75.487
6	14:24:30.389	<b>1:06.711</b>		20.519			75.064
7	14:25:36.150	<b>1:05.761</b>		<b>19.950</b>			<b>76.259</b>
8	14:26:41.592	<b>1:05.442</b>		20.176			<b>75.742</b>
9	14:27:47.284	<b>1:05.692</b>		20.013			75.402
10	14:28:53.437	<b>1:06.153</b>		20.141			75.148
11	14:29:59.480	<b>1:06.043</b>		20.209			75.233
12	14:31:05.458	<b>1:05.978</b>		20.134			75.148
13	14:32:11.871	<b>1:06.413</b>		20.110			74.481

<b>(11) Luke BROWNING</b>							
1	14:18:59.416			24.671	20.166	84.946	74.316
2	14:20:05.457	<b>1:06.041</b>	21.343	24.644	20.054	84.946	75.233
3	14:21:11.357	<b>1:05.900</b>	21.420	24.491	<b>19.989</b>	85.815	74.647
4	14:22:19.196	<b>1:07.839</b>	21.130	25.017	21.692	84.839	75.233
5	14:23:24.793	<b>1:05.597</b>	21.048	24.449	20.100	86.035	<b>75.742</b>
6	14:24:30.745	<b>1:05.952</b>	20.966	24.714	20.272	<b>86.257</b>	75.402
7	14:25:39.386	<b>1:08.641</b>	20.988	26.579	21.074	74.981	74.399
8	14:26:44.833	<b>1:05.447</b>	20.980	24.442	20.025	86.035	75.233
9	14:27:50.323	<b>1:05.490</b>	<b>20.888</b>	24.567	20.035	85.815	74.647
10	14:29:03.608	<b>1:13.285</b>	21.872	27.064	24.349	74.564	39.756
11	14:31:08.392	<b>2:04.784</b>	1:20.320	<b>24.412</b>	20.052	85.379	74.813
12	14:32:13.988	<b>1:05.596</b>	21.043	24.430	20.123	85.815	74.897

<b>(19) Callum JENKINS</b>							
1	14:19:05.958			25.592	20.185	85.487	75.742
2	14:20:12.519						



## SMRC Super Touring Car Festival

### BARC Junior Saloon Car Championship

Knockhill 1.267 miles

### Qualifying 5

10/09/2016 14:15

Practice (15:00 Time) started at 14:12:48

Lap	Time of Day	Lap Tm	S1	S2	S3	S3Spd	SFSpd	Lap	Time of Day	Lap Tm	S1	S2	S3	S3Spd	SFSpd
1	14:19:34.623			25.177	20.425	83.467	72.706	5	14:23:57.592	1:08.041	22.043	25.418	20.580	85.162	73.422
2	14:20:42.477	1:07.854	21.585	25.465	20.804	82.747	73.745	6	14:25:05.582	1:07.990	21.709	25.472	20.809	82.645	72.627
3	14:21:49.004	1:06.527	21.215	24.906	20.406	84.306	73.102	7	14:26:13.321	1:07.739	21.728	25.438	20.573	84.306	72.627
4	14:22:55.278	1:06.274	21.337	24.627	20.310	85.379	73.989	8	14:27:22.403	1:09.082	21.933	26.322	20.827	83.157	73.022
5	14:24:01.557	1:06.279	21.229	24.953	20.097	85.162	74.234	9	14:28:30.075	1:07.672	21.690	25.191	20.791	85.162	72.392
6	14:25:09.906	1:08.349	21.915	26.259	20.175	84.412	74.564	10	14:29:38.022	1:07.947			20.638	83.780	72.336
7	14:26:15.531	1:05.625	21.084	24.480	20.061	85.379	74.730	11	14:30:46.370	1:08.348			20.774	84.625	68.268
8	14:27:21.856	1:06.325	21.182	24.969	20.174	84.518	74.481	12	14:31:54.225	1:07.855			20.556	83.467	72.864
9	14:28:28.055	1:06.199	21.118	24.836	20.245	84.625	74.647	(20) Harry BISHOP							
10	14:29:34.507	1:06.452	21.221	24.945	20.286	84.412	74.152	1	14:19:11.300			26.483	21.269	77.581	70.565
11	14:30:40.904	1:06.397	21.237	25.081	20.079	83.989	74.481	2	14:20:19.685	1:08.385	21.998	25.585	20.802	81.146	70.863
12	14:31:47.115	1:06.211	21.178	24.907	20.126	84.200	74.564	3	14:21:28.026	1:08.341	22.045	25.498	20.798	81.839	68.338
13	14:32:54.027	1:06.912	21.324	25.238	20.350	83.885	69.758	4	14:22:36.010	1:07.984	21.917	25.226	20.841	82.645	70.714
(33) Sam KIRKPATRICK								5	14:23:44.125	1:08.115	21.759	25.388	20.968	81.441	70.050
1	14:19:07.190			24.845	20.486	85.162	72.159	6	14:24:54.232	1:10.107	22.060	25.839	22.208	80.176	67.175
2	14:20:13.820	1:06.630	21.608	24.608	20.414	84.412	73.502	7	14:26:02.947	1:08.715	22.265	25.499	20.951	79.606	69.758
3	14:21:20.930	1:07.110	22.069	24.713	20.328	84.412	73.022	8	14:27:12.977	1:10.030	21.990	26.655	21.385	77.402	69.398
4	14:22:27.512	1:06.582	21.552	24.972	20.058	84.732	73.826	9	14:28:21.756	1:08.779	22.011	25.672	21.096	79.417	69.326
5	14:23:33.530	1:06.018	21.484	24.508	20.026	84.946	74.070	10	14:29:30.870	1:09.114	22.221	25.824	21.069	79.230	69.183
6	14:24:40.217	1:06.687	21.405	25.180	20.102	84.625	73.989	11	14:30:50.609	1:19.739			23.992	78.672	32.672
7	14:25:46.538	1:06.321	21.439	24.602	20.280	84.306	72.470	12	14:33:07.506	2:16.897			23.306	80.272	33.321
8	14:26:52.759	1:06.221	21.423	24.665	20.133	84.306	73.664	(29) Finlay ROBINSON							
9	14:27:58.892	1:06.133	21.329	24.468	20.336	84.412	72.004	1	14:19:11.422			27.035	21.754	80.465	67.649
10	14:29:06.068	1:07.176	22.410	24.550	20.216	84.946	73.502	2	14:20:22.428	1:11.006	22.678	26.906	21.422	80.658	70.417
11	14:30:14.428	1:08.360	21.488	26.545	20.327	83.054	74.234	3	14:21:34.254	1:11.826	23.936	27.048	20.842	81.739	70.343
12	14:31:20.318	1:05.890	21.416	24.308	20.166	85.596	73.182	4	14:22:44.071	1:09.817	22.360	26.768	20.689	82.240	71.315
13	14:32:26.701	1:06.383	21.400	24.525	20.458	85.379	72.159	5	14:23:54.286	1:10.215	22.027	26.981	21.207	81.938	71.315
(22) Ronan PEARSON								6	14:25:03.946	1:09.660	21.922	27.074	20.664	81.938	71.927
1	14:19:27.183			28.768	22.648	63.730	69.112	7	14:26:12.762	1:08.816	21.638	26.486	20.692	82.139	70.863
2	14:20:35.985	1:08.802	22.103	25.660	21.039	80.950	68.970	8	14:27:23.288	1:10.526	21.779	27.709	21.038	81.244	71.543
3	14:21:45.454	1:09.469	22.401	26.145	20.923	80.950	70.270	9	14:28:32.029	1:08.741	21.988	26.161	20.592	82.747	70.417
4	14:22:53.802	1:08.348	21.922	25.425	21.001	82.139	71.089	10	14:29:41.104	1:09.075	22.023	26.482	20.570	82.341	70.417
5	14:24:02.217	1:08.415	21.648	25.439	21.328	82.139	70.491	11	14:30:49.767	1:08.663	21.874	26.076	20.713	82.341	70.714
6	14:25:15.036	1:12.819	21.797	29.177	21.845	61.567	70.640	12	14:31:58.373	1:08.606	21.721	26.160	20.725	82.139	71.239
7	14:26:22.444	1:07.408	21.683	25.135	20.590	81.938	71.467	(82) Lydia WALMSLEY							
8	14:27:30.693	1:08.249	21.454	25.920	20.875	81.343	71.239	1	14:19:21.478			27.065	21.182	81.938	72.785
9	14:28:44.962	1:14.269	24.451	28.118	21.700	76.172	70.938	2	14:20:32.415	1:10.937	22.524	27.514	20.899	82.139	73.502
10	14:29:51.923	1:06.961	21.450	25.061	20.450	82.645	71.315	3	14:21:43.109	1:10.694	22.460	27.349	20.885	82.747	74.481
11	14:30:58.582	1:06.659	21.391	24.833	20.435	83.260	71.543	4	14:22:51.972	1:08.863	22.071	26.103	20.689	83.885	73.502
12	14:32:06.824	1:08.242	22.029	25.675	20.538	81.441	71.013	5	14:24:01.061	1:09.089	22.154	26.173	20.762	83.989	73.664
(78) Marmaduke HALL								6	14:25:10.759	1:09.698	22.236	26.316	21.146	83.989	73.989
1	14:19:15.129			25.289	20.798	84.306	71.850	7	14:26:21.297	1:10.538	22.603	27.143	20.792	83.260	73.826
2	14:20:22.779	1:07.650	22.250	25.006	20.394	84.839	73.583	8	14:27:30.098	1:08.801	22.134	26.112	20.555	83.467	73.826
3	14:21:32.258	1:09.479	23.449	25.467	20.563	83.571	73.422	9	14:28:40.197	1:10.099	22.637	26.829	20.633	83.675	74.234
4	14:22:39.089	1:06.831	21.441	24.975	20.415	84.625	73.102	10	14:29:49.148	1:08.951	21.897	26.374	20.680	82.849	73.022
5	14:23:46.071	1:06.982	21.594	25.009	20.379	84.625	73.745	11	14:30:58.012	1:08.864	22.144	25.997	20.723	83.675	73.022
6	14:24:53.191	1:07.120	21.610	24.862	20.648	84.839	72.470	12	14:32:07.477	1:09.465	22.008	26.787	20.670	83.571	73.262
7	14:26:00.473	1:07.282	21.412	25.396	20.474	83.363	73.422	(95) Sean THOMAS							
8	14:27:07.666	1:07.193	21.350	25.232	20.611	83.885	73.022	1	14:19:21.722			27.485	21.775	80.368	71.164
9	14:28:14.705	1:07.039	21.316	25.134	20.589	83.885	72.627	2	14:20:33.985	1:12.263	23.391	27.609	21.263	80.853	71.089
10	14:29:22.648	1:07.943	21.632	25.686	20.625	84.412	74.070	3	14:21:48.891	1:14.906	22.714	28.015	24.177	74.316	49.127
11	14:30:30.107	1:07.459	21.558	25.069	20.832	83.571	72.943	4	14:23:01.648	1:12.757	24.370	27.197	21.190	81.146	71.089
12	14:31:37.457	1:07.350	21.527	25.371	20.452	84.412	73.022	5	14:24:12.819	1:11.171	22.400	27.108	21.663	80.465	67.854
13	14:32:44.584	1:07.127	21.452	25.109	20.566	83.885	73.102	6	14:25:23.839	1:11.020	22.140	27.873	21.007	81.048	71.696
(52) Matty GREENWOOD								7	14:26:33.999	1:10.160	22.473	26.606	21.081	82.139	71.467
1	14:19:16.024			25.854	22.065	81.938	69.831	8	14:27:44.170	1:10.171	22.421	26.744	21.006	82.039	71.164
2	14:20:24.512	1:08.488	22.227	25.615	20.646	82.747	71.620	9	14:28:55.924	1:11.754	22.180	28.561	21.013	79.043	71.315
3	14:21:39.001	1:14.489	22.348	30.122	22.019	65.599	71.620	10	14:30:06.308	1:10.384			21.542	74.730	70.938
4	14:22:46.669	1:07.668	21.516	25.750	20.402	81.739	71.850	11	14:31:16.534	1:10.226			20.972	82.341	70.938
5	14:23:54.510	1:07.841	21.544	25.307	20.990	83.571	71.927	12	14:32:27.114	1:10.580			21.260	82.543	68.547
6	14:25:03.388	1:08.878	22.396	25.992	20.490	82.039	71.620	(99) Thomas KRASONIS							
7	14:26:10.498	1:07.110	21.210	25.324	20.576	82.543	68.199	1	14:19:18.060			25.920	20.728	83.571	72.470
8	14:27:17.587	1:07.089	21.564	25.057	20.468	82.849	71.239	2	14:20:26.667	1:08.607	22.317	25.399	20.891	83.157	71.927
9	14:28:47.905	1:30.318	22.375	37.855	30.088	42.798	33.961	3	14:21:36.574	1:09.907	22.138	26.316	21.453	69.614	72.706
(99) Thomas KRASONIS								4	14:22:49.551	1:12.977	22.084	28.745	22.148	68.268	73.022

Clerk of the Course :

Sig : Time :

Chief Timekeeper : Ian Sharp (SMART Timing)

Results available at [www.mylaps.com](http://www.mylaps.com) and [www.smart-timing.co.uk](http://www.smart-timing.co.uk)

Printed: 12/09/2016 18:00:48

Orbits







## SMRC Super Touring Car Festival

BARC Junior Saloon Car Championship

Knockhill 1.267 miles

Race 5 - 1st Race - AMENDED RESULT

10/09/2016 16:40

Race (15:00 and 1 Laps) started at 17:13:25

POLE POSITION

2
50 Katie MILNER 1:05.010
4
44 George SUTTON 1:05.259
6
12 Adam BATTY 1:05.388
8
24 Will DYRDAL 1:05.442
10
19 Callum JENKINS 1:05.582
12
33 Sam KIRKPATRICK 1:05.890
14
78 Marmaduke HALL 1:06.831
16
99 Thomas KRASONIS 1:07.672
18
29 Finlay ROBINSON 1:08.606
20
95 Sean THOMAS 1:10.160

1
46 Matteo ZANETTI 1:04.921
3
25 Ed MOORE 1:05.218
5
70 Oli WILMOTT 1:05.298
7
23 Ethan HAMMERTON 1:05.440
9
11 Luke BROWNING 1:05.447
11
14 Charlie KENNEDY 1:05.625
13
22 Ronan PEARSON 1:06.659
15
52 Matty GREENWOOD 1:07.089
17
20 Harry BISHOP 1:07.984
19
82 Lydia WALMSLEY 1:08.801

1  
2  
3  
4  
5  
6  
7  
8  
9  
10

Clerk of the Course :

Sig : Time :

Chief Timekeeper : Ian Sharp (SMART Timing)

Results available at [www.mylaps.com](http://www.mylaps.com) and [www.smart-timing.co.uk](http://www.smart-timing.co.uk)

Printed: 12/09/2016 17:59:13

Orbits





## SMRC Super Touring Car Festival


BARC Junior Saloon Car Championship

Knockhill 1.267 miles

Race 14 - 2nd Race

11/09/2016 12:10

Race (15:00 and 1 Laps) started at 12:13:01



POLE POSITION

2	50 Katie MILNER 1:05.102
4	44 George SUTTON 1:05.346
6	12 Adam BATTY 1:05.435
8	24 Will DYRDAL 1:05.692
10	23 Ethan HAMMERTON 1:05.865
12	14 Charlie KENNEDY 1:06.199
14	78 Marmaduke HALL 1:06.982
16	99 Thomas KRASONIS 1:07.739
18	29 Finlay ROBINSON 1:08.663
20	95 Sean THOMAS 1:10.171

1	46 Matteo ZANETTI 1:05.086
3	70 Oli WILMOTT 1:05.324
5	25 Ed MOORE 1:05.409
7	11 Luke BROWNING 1:05.490
9	19 Callum JENKINS 1:05.821
11	33 Sam KIRKPATRICK 1:06.018
13	22 Ronan PEARSON 1:06.961
15	52 Matty GREENWOOD 1:07.110
17	20 Harry BISHOP 1:08.115
19	82 Lydia WALMSLEY 1:08.863

1  
2  
3  
4  
5  
6  
7  
8  
9  
10

Clerk of the Course : \_\_\_\_\_ Orbits

Sig : \_\_\_\_\_ Time : \_\_\_\_\_  
Chief Timekeeper : Ian Sharp (SMART Timing)  
Results available at [www.mylaps.com](http://www.mylaps.com) and [www.smart-timing.co.uk](http://www.smart-timing.co.uk)



# Qualifying Results



Bulletin No. \_\_\_\_\_

## SMRC Super Touring Car Festival

Sorted on best lap time

Scottish Saloons & Sportscars Championship

Knockhill 1.267 miles

Qualifying 6

10/09/2016 14:35

Practice (10:00 Time) started at 14:38:17

Pos	No.	Name	Make/Model	CC	Class Code	Laps	Best Tm	Diff	Best Speed	2nd Best
1	6	Steven DAILLY	Ginetta G50	4500	Guest	9	53.091		85.906	53.357
2	8	Finlay CROCKER	Honda Civic TCR	2000	A2	8	53.903	0.812	84.612	53.985
3	79	Paul BRYDON	BMW M3	3200T	A2	8	54.509	1.418	83.671	54.647
4	44	Alistair McMILLAN	Ultima GTR	6800	A2	7	55.185	2.094	82.646	55.547
5	29	Robert DRUMMOND	Ford Escort Cosworth	2000	A1	5	55.873	2.782	81.629	58.525
6	69	Thomson McINTYRE	Subaru Impreza	2000	B1	7	58.307	5.216	78.221	58.629
7	59	Gary WAIT	Ford Sierra Cosworth	2000	A2	7	58.990	5.899	77.315	58.998
8	28	Scott TOLLAN	Escort Cosworth	2000	A1	7	59.997	6.906	76.018	1:00.413
9	68	John KENNEDY	Subaru GC8	2000T	B1			-		

Clerk of the Course :

Sig : Time :

Chief Timekeeper : Ian Sharp (SMART Timing)

Results available at [www.mylaps.com](http://www.mylaps.com) and [www.smart-timing.co.uk](http://www.smart-timing.co.uk)

Printed: 12/09/2016 18:50:50

Orbits





## SMRC Super Touring Car Festival

## Scottish Saloons &amp; Sportscars Championship

Knockhill 1.267 miles

## Qualifying 6

10/09/2016 14:35

Practice (10:00 Time) started at 14:38:17

Lap	Time of Day	Lap Tm	S1	S2	S3	S3Spd	SFSpd	Lap	Time of Day	Lap Tm	S1	S2	S3	S3Spd	SFSpd
<b>(6) Steven DAILLY</b>															
1	14:39:28.132			24.289	17.588	107.372	97.117								
2	14:43:02.869	<b>2:29.660</b>		20.997	16.802	108.941	97.257								
3	14:43:56.802	<b>53.933</b>		20.283	<b>16.083</b>	<b>109.832</b>	<b>98.398</b>								
4	14:44:50.733	<b>53.931</b>	17.235		20.032	16.664	108.238	98.111							
5	14:45:44.090	<b>53.357</b>	17.216	19.846	16.295	109.474	98.111								
6	14:46:37.498	<b>53.408</b>	<b>16.993</b>	19.959	16.456	108.941	96.976								
7	14:47:30.589	<b>53.091</b>		17.144	<b>19.817</b>	16.130	108.764	97.540							
8	14:48:24.345	<b>53.756</b>	17.133	19.886	16.737	109.118	97.399								
9	14:49:18.902	<b>54.557</b>	17.660	20.064	16.833	108.764	95.868								
<b>(8) Finlay CROCKER</b>															
1	14:39:35.076			28.797	20.543	72.864	98.979								
2	14:43:08.545	<b>2:16.423</b>		23.492	17.150	112.976	101.524								
3	14:44:04.421	<b>55.876</b>		21.304	16.381	113.935	103.242								
4	14:44:58.555	<b>54.134</b>	17.750		20.387	<b>15.997</b>	<b>114.714</b>	103.561							
5	14:45:52.540	<b>53.985</b>	17.538	20.311	16.136	114.714	<b>103.721</b>								
6	14:46:46.443	<b>53.903</b>	<b>17.451</b>	<b>20.296</b>	16.156	114.129	103.242								
7	14:47:40.726	<b>54.283</b>	17.692	20.382	16.209	114.518	103.242								
8	14:48:35.061	<b>54.335</b>	17.530	20.300	16.505	113.742	103.242								
<b>(79) Paul BRYDON</b>															
1	14:39:56.509			27.271	19.408	89.239	97.682								
2	14:43:38.729	<b>2:13.340</b>	3:02.338	23.057	16.825	112.408	101.832								
3	14:44:36.612	<b>57.883</b>	18.694	22.257	16.932	113.357	102.768								
4	14:45:32.471	<b>55.859</b>	18.314	21.096	16.449	<b>115.305</b>	<b>104.366</b>								
5	14:46:26.980	<b>54.509</b>	17.526	20.789	<b>16.194</b>	113.935	102.926								
6	14:47:23.254	<b>56.274</b>	17.568	<b>20.642</b>	18.064	114.129	86.368								
7	14:48:20.941	<b>57.687</b>	19.602	21.888	16.197	114.518	101.987								
8	14:49:15.588	<b>54.647</b>	<b>17.503</b>	20.756	16.388	112.976	100.460								
<b>(44) Alistair McMILLAN</b>															
1	14:39:48.295			26.554	21.283	85.815	78.672								
2	14:43:13.873	<b>2:01.185</b>	2:45.194	23.409	16.975	118.147	110.012								
3	14:44:11.195	<b>57.322</b>	19.242	21.425	16.655	<b>124.504</b>	112.220								
4	14:45:07.685	<b>56.490</b>	19.039	21.358	16.093	122.014	112.033								
5	14:46:02.870	<b>55.185</b>	18.319	21.043	<b>15.823</b>	124.273	<b>115.703</b>								
6	14:46:59.276	<b>56.406</b>	19.080	<b>20.797</b>	16.529	124.504	107.201								
7	14:47:54.823	<b>55.547</b>	18.256	20.810	16.481	124.504	112.786								
<b>(29) Robert DRUMMOND</b>															
1	14:39:49.056			27.858	21.480	80.561	76.432								
2	14:43:15.881	<b>2:00.332</b>	2:45.880	22.552	18.393	111.474	89.002								
3	14:44:14.406	<b>58.525</b>	20.964	21.702	<b>15.859</b>	<b>122.014</b>	<b>119.196</b>								
4	14:45:10.279	<b>55.873</b>	<b>18.213</b>	<b>20.966</b>	16.694	114.910	110.556								
5	14:46:35.816	<b>1:25.537</b>	19.315	37.067	29.155	51.582	30.503								
<b>(69) Thomson McINTYRE</b>															
1	14:39:36.018				21.074	67.175	92.818								
2	14:43:11.834	<b>2:13.232</b>			17.178		100.762								
3	14:44:10.463	<b>58.629</b>			16.882	114.323	<b>103.242</b>								
4	14:45:09.248	<b>58.785</b>			17.100	<b>114.518</b>	103.084								
5	14:46:11.005	<b>1:01.757</b>	<b>21.395</b>	<b>23.173</b>	17.189	109.118	102.768								
6	14:47:09.312	<b>58.307</b>			<b>16.834</b>	113.166	102.926								
7	14:48:22.107	<b>1:12.795</b>			23.185	82.747	60.349								
<b>(59) Gary WAIT</b>															
1	14:39:54.774				20.935		82.849								
2	14:43:21.671	<b>1:58.650</b>			18.980		86.590								
3	14:44:22.896	<b>1:01.225</b>			18.065		<b>99.125</b>								
4	14:45:21.894	<b>58.998</b>			17.853		97.399								
5	14:46:22.683	<b>1:00.789</b>			18.000		98.833								
6	14:47:21.673	<b>58.990</b>			<b>17.745</b>		98.979								
7	14:48:23.054	<b>1:01.381</b>			19.537		89.239								
<b>(28) Scott TOLLAN</b>															
1	14:39:39.197			27.428	21.998	75.317	90.198								
2	14:43:15.356	<b>2:13.790</b>		23.739	18.727	101.987	<b>91.179</b>								
3	14:44:15.802	<b>1:00.446</b>		22.365	18.317	102.611	90.442								
4	14:45:15.799	<b>59.997</b>	19.720	22.368	<b>17.909</b>	<b>102.926</b>	91.055								
5	14:46:16.326	<b>1:00.527</b>	<b>19.568</b>	22.906	18.053	100.914	89.477								
6	14:47:23.961	<b>1:07.635</b>	20.195	27.150	20.290	69.686	88.767								
7	14:48:24.374	<b>1:00.413</b>	20.051	<b>22.137</b>	18.225	102.611	86.927								

Clerk of the Course :

Sig :

Time :

Chief Timekeeper : Ian Sharp (SMART Timing)

Results available at [www.mylaps.com](http://www.mylaps.com) and [www.smart-timing.co.uk](http://www.smart-timing.co.uk)

Printed: 12/09/2016 18:51:02

Orbits





## SMRC Super Touring Car Festival

Scottish Saloons & Sportscars Championship

Knockhill 1.267 miles

Race 6 - 1st Race

10/09/2016 17:10

Race (15 Laps) started at 17:41:23

POLE POSITION

<b>2</b> 8 Finlay CROCKER 53.903
<b>4</b> 44 Alistair McMILLAN 55.185
<b>6</b> 69 Thomson McINTYRE 58.307
<b>8</b> 28 Scott TOLLAN 59.997
<b>10</b> 89 William ROBSON

<b>1</b> 6 Steven DAILLY 53.091
<b>3</b> 79 Paul BRYDON 54.509
<b>5</b> 29 Robert DRUMMOND 55.873
<b>7</b> 59 Gary WAIT 58.990
<b>9</b> 68 John KENNEDY

1  
2  
3  
4  
5

Clerk of the Course :

Sig : Time :

Chief Timekeeper : Ian Sharp (SMART Timing)

Results available at [www.mylaps.com](http://www.mylaps.com) and [www.smart-timing.co.uk](http://www.smart-timing.co.uk)

Orbits





## SMRC Super Touring Car Festival

Sorted on Laps

Scottish Legends Championship

Knockhill 1.267 miles

Race 1 - Heat 1a - AMENDED RESULT

10/09/2016 15:00

Race (8 Laps) started at 15:08:32

Pos	No.	Name	Make/Model	CC	Class Code	Laps	Total Tm	Diff	Best Tm	In Lap	2nd Best
1	1	John PATERSON	Ford Coupe	1250	L	8	8:38.031		1:04.243	7	1:04.269
2	6	David HUNTER	Ford Coupe	1250	L	8	8:38.101	0.070	1:03.147	5	1:03.282
3	22	Ben MASON	Ford Coupe	1250	L	8	8:42.704	4.673	1:03.796	7	1:04.432
4	17	Billy WAIT	37 Ford	1250	L	8	8:46.979	8.948	1:04.788	7	1:04.997
5	68	Carol BROWN	Ford Coupe	1250	Guest	8	8:47.302	9.271	1:04.384	4	1:04.563
6	33	Chris GRIEVE	Ford Coupe	1250	Guest	8	8:48.551	10.520	1:03.635	8	1:04.421
7	15	Steven McGILL	Ford Coupe	1250	Guest	8	8:49.716	11.685	1:03.733	8	1:05.407
8	71	Ryan McLEISH	Ford Coupe	1250	L R	8	8:53.428	15.397	1:04.567	8	1:04.708
9	46	Ross McCULLOCH	Ford Coupe	1250	L R	8	9:01.446	23.415	1:04.655	1	1:05.070
10	31	Errico PALLAZZO	Ford Sedan	1250	L	8	9:05.115	27.084	1:06.038	7	1:06.085
11	85	Mark BEATY	Ford Coupe	1250	L R	8	9:05.233	27.202	1:05.650	8	1:05.711
12	77	Allan CLARKE	Ford Coupe	1250	L R	8	9:06.463	28.432	1:06.679	7	1:07.332

## Not classified

DNF	37	Ivor GREENWOOD	Ford Coupe	1250	L	2	2:13.936	DNF	1:04.068	1	1:08.783
DNS	38	Pino PALAZZO	Ford Sedan	1250	L			DNS		0	
DNS	4	Colin McNEILL	Ford Coupe	1250	L			DNS		0	
DNS	18	Gary LYNCH	Ford Coupe	1250	L			DNS		0	
DQ	7	Alan FREELAND	Ford Coupe	1250	Guest	8	8:52.553	DQ	1:05.029	4	1:05.209

## Announcements

15:58 - AMENDED RESULT - Car No.7 - Excluded - Technical infringement.

Margin of Victory	Avg. Speed	Best Lap Tm	Best Speed	Best Lap by
0.070	70.433	1:03.147	72.226	6 - David HUNTER

Clerk of the Course :

Orbits

Sig :

Time :

Chief Timekeeper : Ian Sharp (SMART Timing)

Results available at [www.mylaps.com](http://www.mylaps.com) and [www.smart-timing.co.uk](http://www.smart-timing.co.uk)

Printed: 12/09/2016 18:46:16







## SMRC Super Touring Car Festival

Lapchart

Scottish Legends Championship

Knockhill 1.267 miles

Race 1 - Heat 1a - AMENDED RESULT

10/09/2016 15:00

Race (8 Laps) started at 15:08:32

Competitors	Laps									
	0	1	2	3	4	5	6	7	8	
Billy WAIT (17)	1	17	37	1	1	1	1	1	1	1
Carol BROWN (68)	2	68	17	17	6	6	6	6	6	6
Ivor GREENWOOD (37)	3	37	46	46	17	22	22	22	22	22
Alan FREELAND (7)	4	7	68	37	22	17	17	68	68	17
Ross McCULLOCH (46)	5	46	1	68	68	68	68	17	17	68
Errico PALLAZZO (31)	6	31	7	22	7	7	33	33	33	33
Mark BEATY (85)	7	85	22	6	71	71	15	15	15	15
Ryan McLEISH (71)	8	71	6	71	33	33	7	7	7	7
Ben MASON (22)	9	22	71	7	15	15	71	71	71	71
John PATERSON (1)	10	1	15	33	85	85	46	46	46	46
Chris GRIEVE (33)	11	33	31	15	31	46	77	77	77	31
Steven McGILL (15)	12	15	33	31	77	31	31	31	31	85
David HUNTER (6)	13	6	77	85	46	77	85	85	85	77
Allan CLARKE (77)	14	77	85	77						
-	15									
-	16									
-	17									

Margin of Victory	Avg. Speed	Best Lap Tm	Best Speed	Best Lap by
0.070	70.433	1:03.147	72.226	6 - David HUNTER

Clerk of the Course :

Orbits

Sig : Time :  
Chief Timekeeper : Ian Sharp (SMART Timing)

Results available at [www.mylaps.com](http://www.mylaps.com) and [www.smart-timing.co.uk](http://www.smart-timing.co.uk)

Printed: 12/09/2016 18:47:12





**SMRC Super Touring Car Festival**

Sorted on Laps

Scottish Formula Ford 1600 Championship

Knockhill 1.267 miles

Race 2 - 1st Race

10/09/2016 15:20

Race (14 Laps) started at 15:33:43

Pos	No.	Name	Make/Model	CC	Class Code	Laps	Total Tm	Diff	Best Tm	In Lap	2nd Best
1	25	Neil MacLENNAN	Ray GR14	1600	FFA	14	15:50.158		55.499	9	55.637
2	50	Jamie THORBURN	Ray GR15	1600	FFAN	14	15:52.699	2.541	55.711	7	55.844
3	8	Sebastian MELROSE	Ray GR14	1600	FFA	14	16:00.826	10.668	56.394	11	56.448
4	18	Alan KIRKALDY	Ray GR10	1600	Guest	14	16:01.052	10.894	56.389	10	56.398
5	92	Matthew CHISHOLM	Van Diemen RF92	1600	FFB	14	16:04.373	14.215	56.814	10	56.905
6	71	Matthew COWLEY	Van Dieman JL13	1600	FFAN	14	16:04.581	14.423	56.827	10	56.844
7	3	Neil BROOME	Swift SC93C	1600	FFB	14	16:05.776	15.618	56.806	11	56.875
8	27	David HOURIE	Van Diemen RF90	1600	FFBN	14	16:09.307	19.149	57.203	8	57.289
9	16	Ivor MAIRS	Mondiale	1600	FFB	14	16:15.201	25.043	57.627	7	57.764
10	29	Ross HOWE	Van Diemen RF99	1600	FFAN	14	16:24.650	34.492	58.245	13	58.340
11	30	Steven BARLOW	Ray GR09	1600	FFA	14	16:24.955	34.797	58.280	13	58.441
12	22	Fergus MCINTYRE	Ray GR05	1600	FFA	14	16:32.566	42.408	59.005	14	59.279
Not classified											
DNF	70	David THORBURN	Ray GR15	1600	FFA	1	1:04.309	DNF		0	

**Announcements**

Car No.18 - No working transponder - Please fix before 2nd Race.  
Race distance increased to 14 Laps - 2 Laps completed behind the Safety Car

Margin of Victory	Avg. Speed	Best Lap Tm	Best Speed	Best Lap by
2.541	67.201	55.499	82.179	25 - Neil MacLENNAN

Clerk of the Course :

Orbits

Sig : Time :  
Chief Timekeeper : Ian Sharp (SMART Timing)

Results available at [www.mylaps.com](http://www.mylaps.com) and [www.smart-timing.co.uk](http://www.smart-timing.co.uk)





OFFICIAL FEEDER SERIES

BEATSON'S BUILDING SUPPLIES

Lap times

Bulletin No. \_\_\_\_\_



SMRC Super Touring Car Festival

Scottish Formula Ford 1600 Championship

Knockhill 1.267 miles

Race 2 - 1st Race

10/09/2016 15:20

Race (14 Laps) started at 15:33:43

Table with 7 columns: Lap, Time of Day, Lap Tm, S1, S2, S3, S3Spd, SFSpd. Driver: (25) Neil MacLENNAN.

Table with 7 columns: Lap, Time of Day, Lap Tm, S1, S2, S3, S3Spd, SFSpd. Driver: (50) Jamie THORBURN.

Table with 7 columns: Lap, Time of Day, Lap Tm, S1, S2, S3, S3Spd, SFSpd. Driver: (8) Sebastian MELROSE.

Table with 7 columns: Lap, Time of Day, Lap Tm, S1, S2, S3, S3Spd, SFSpd. Driver: (18) Alan KIRKALDY.

Table with 7 columns: Lap, Time of Day, Lap Tm, S1, S2, S3, S3Spd, SFSpd. Driver: (92) Matthew CHISHOLM.

Table with 7 columns: Lap, Time of Day, Lap Tm, S1, S2, S3, S3Spd, SFSpd. Driver: (71) Matthew COWLEY.

Table with 7 columns: Lap, Time of Day, Lap Tm, S1, S2, S3, S3Spd, SFSpd. Driver: (3) Neil BROOME.

Table with 7 columns: Lap, Time of Day, Lap Tm, S1, S2, S3, S3Spd, SFSpd. Driver: (27) David HOURIE.

Table with 7 columns: Lap, Time of Day, Lap Tm, S1, S2, S3, S3Spd, SFSpd. Driver: (16) Ivor MAIRS.

Table with 7 columns: Lap, Time of Day, Lap Tm, S1, S2, S3, S3Spd, SFSpd. Driver: (29) Ross HOWE.

Clerk of the Course :

Sig : Time :

Chief Timekeeper : Ian Sharp (SMART Timing)

Results available at www.mylaps.com and www.smart-timing.co.uk

Printed: 12/09/2016 18:42:12

Orbits





OFFICIAL FEEDER SERIES

**BEATSON'S**  
BUILDING SUPPLIES

Lap times

Bulletin No. \_\_\_\_\_



# SMRC Super Touring Car Festival

Scottish Formula Ford 1600 Championship

Knockhill 1.267 miles

Race 2 - 1st Race

10/09/2016 15:20

Race (14 Laps) started at 15:33:43

Lap	Time of Day	Lap Tm	S1	S2	S3	S3Spd	SFSpd	Lap	Time of Day	Lap Tm	S1	S2	S3	S3Spd	SFSpd
3	15:36:55.617	1:04.450	19.705	23.188	21.557	100.914	60.294								
4	15:39:16.488	2:20.871	45.310	54.495	41.066	32.419	39.568								
5	15:41:17.553	2:01.065	47.917	54.617	18.531	91.055	91.055								
6	15:42:17.347	59.794	19.462	22.849	17.483	100.011	91.802								
7	15:43:16.369	59.022	19.156	22.434	17.432	100.762	91.055								
8	15:44:15.735	59.366	19.230	22.772	17.364	99.566	91.427								
9	15:45:14.075	58.340	19.048	22.039	17.253	101.678	91.802								
10	15:46:13.035	58.960	19.216	22.143	17.601	101.524	91.055								
11	15:47:11.928	58.893	18.951	22.138	17.804	100.460	91.427								
12	15:48:11.107	59.179	19.442	22.390	17.347	101.066	91.303								
13	15:49:09.352	58.245	18.940	21.933	17.372	100.914	91.303								
14	15:50:08.617	59.265	19.193	22.195	17.877	101.218	91.055								

(30) Steven BARLOW

1	15:34:51.133			22.475	17.808	101.066	88.884								
2	15:35:51.847	1:00.714	20.656	22.294	17.764	101.524	89.358								
3	15:36:54.710	1:02.863	19.615	22.814	20.434	100.011	58.609								
4	15:39:17.346	2:22.636	47.351	54.652	40.633	24.892	39.685								
5	15:41:18.263	2:00.917	47.969	54.670	18.278	89.477	88.767								
6	15:42:17.869	59.606	18.998	23.006	17.602	98.254	90.077								
7	15:43:16.897	59.028	18.846	22.490	17.692	100.310	90.077								
8	15:44:16.200	59.303	18.966	22.770	17.567	99.714	90.442								
9	15:45:14.641	58.441	18.808	22.067	17.566	101.066	90.442								
10	15:46:13.501	58.860	18.840	22.077	17.943	101.218	88.068								
11	15:47:12.231	58.730	18.757	22.104	17.869	100.914	90.442								
12	15:48:11.466	59.235	19.377	22.305	17.553	101.678	90.809								
13	15:49:09.746	58.280	18.892	21.738	17.650	101.524	89.596								
14	15:50:08.922	59.176	19.014	22.126	18.036	101.218	86.814								

(22) Fergus MCINTYRE

1	15:34:54.638			23.603	18.643	98.543	88.183								
2	15:35:56.923	1:02.285	20.857	23.298	18.130	97.967	88.767								
3	15:36:58.290	1:01.367	20.234	23.004	18.129	99.419	88.532								
4	15:39:18.848	2:20.558	44.681	54.495	41.382	25.781	40.969								
5	15:41:21.775	2:02.927	47.842	56.101	18.984	86.035	88.183								
6	15:42:21.508	59.733	19.555	22.458	17.720	100.011	89.596								
7	15:43:20.978	59.470	19.436	22.395	17.639	100.161	89.239								
8	15:44:20.570	59.592	19.488	22.321	17.783	100.460	89.596								
9	15:45:20.130	59.560	19.559	22.099	17.902	100.611	89.716								
10	15:46:19.451	59.321	19.520	22.144	17.657	100.460	89.596								
11	15:47:18.801	59.350	19.357	22.223	17.770	100.460	89.716								
12	15:48:18.080	59.279	19.378	22.036	17.865	100.914	90.077								
13	15:49:17.528	59.448	19.402	22.298	17.748	100.161	89.957								
14	15:50:16.533	59.005	19.110	22.123	17.772	100.611	90.320								

(70) David THORBURN

1	15:34:48.276			22.157	17.464	101.371	90.198								
---	--------------	--	--	--------	--------	---------	--------	--	--	--	--	--	--	--	--

Clerk of the Course :

Sig : Time :

Chief Timekeeper : Ian Sharp (SMART Timing)

Results available at [www.mylaps.com](http://www.mylaps.com) and [www.smart-timing.co.uk](http://www.smart-timing.co.uk)

Printed: 12/09/2016 18:42:12

Orbits



**SMRC Super Touring Car Festival**

**Lapchart**

Scottish Formula Ford 1600 Championship

Knockhill 1.267 miles

Race 2 - 1st Race

10/09/2016 15:20

Race (14 Laps) started at 15:33:43

Competitors	Laps													
	1	2	3	4	5	6	7	8	9	10	11	12	13	14
Neil MacLENNAN (25)	1	25	50	50	50	50	25	25	25	25	25	25	25	25
Jamie THORBURN (50)	2	50	25	25	25	25	50	50	50	50	50	50	50	50
Matthew CHISHOLM (92)	3	92	92	92	92	92	92	8	8	8	8	8	8	8
Sebastian MELROSE (8)	4	8	8	8	8	8	8	92	18	18	18	18	18	18
Alan KIRKALDY (18)	5	18	18	18	18	18	18	18	71	92	92	92	92	92
Matthew COWLEY (71)	6	71	71	71	71	71	71	71	92	71	71	71	71	71
David THORBURN (70)	7	70	3	3	3	3	3	3	3	3	3	3	3	3
Neil BROOME (3)	8	3	27	27	27	27	27	27	27	27	27	27	27	27
Ross HOWE (29)	9	29	29	30	16	16	16	16	16	16	16	16	16	16
Steven BARLOW (30)	10	30	16	29	29	29	29	29	29	29	29	29	29	29
David HOURIE (27)	11	27	30	16	30	30	30	30	30	30	30	30	30	30
Ivor MAIRS (16)	12	16	22	22	22	22	22	22	22	22	22	22	22	22
Fergus MCINTYRE (22)	13	22												

Margin of Victory	Avg. Speed	Best Lap Tm	Best Speed	Best Lap by
2.541	67.201	55.499	82.179	25 - Neil MacLENNAN

Clerk of the Course :

Sig : Time :  
Chief Timekeeper : Ian Sharp (SMART Timing)

Results available at [www.mylaps.com](http://www.mylaps.com) and [www.smart-timing.co.uk](http://www.smart-timing.co.uk)

Printed: 12/09/2016 18:42:27

Orbits





OFFICIAL FEEDER SERIES

**BEATSON'S**  
BUILDING SUPPLIES

Grid Sheet

Bulletin No. \_\_\_\_\_



# SMRC Super Touring Car Festival

Scottish Formula Ford 1600 Championship

Knockhill 1.267 miles

Race 131- 2nd Race

11/09/2016 11:45

Race (12 Laps) started at 11:46:42

POLE POSITION

2	50 Jamie THORBURN
4	18 Alan KIRKALDY
6	71 Matthew COWLEY
8	27 David HOURIE
10	29 Ross HOWE
12	22 Fergus MCINTYRE

1	25 Neil MacLENNAN
3	8 Sebastian MELROSE
5	92 Matthew CHISHOLM
7	3 Neil BROOME
9	16 Ivor MAIRS
11	30 Steven BARLOW
13	70 David THORBURN

1  
2  
3  
4  
5  
6  
7

Clerk of the Course :

Sig : Time :

Chief Timekeeper : Ian Sharp (SMART Timing)

Results available at [www.mylaps.com](http://www.mylaps.com) and [www.smart-timing.co.uk](http://www.smart-timing.co.uk)

Orbits





# Race Results

Bulletin No. \_\_\_\_\_



## SMRC Super Touring Car Festival

Sorted on Laps

HSCC Super Touring Car Championship

Knockhill 1.267 miles

Race 3 - 1st Race

10/09/2016 15:45

Race (20 Laps) started at 16:00:57

Pos	No.	Name	Make/Model	CC	Class Code	Laps	Total Tm	Diff	Best Tm	In Lap	2nd Best
1	11	Gabrielli TARQUINI	Honda Accord	2000	ST1	20	20:16.602		54.996	10	55.041
2	79	Mark JONES	Renault Laguna	1988	ST1	20	20:31.209	14.607	55.599	5	55.776
3	6	Dave JARMAN	Nissan Primera	1988	ST1	20	20:57.755	41.153	56.934	14	57.090
4	5	Alvin POWELL	Ford Mondeo	2000	ST1	20	21:22.230	1:05.628	57.314	6	57.369
5	44	Allister McMILLAN	Nissan Primera	2000	ST2	19	20:20.775	1 Lap	57.637	6	58.012
6	36	Keith BUTCHER	Audi A4	1988	ST2	19	20:21.674	1 Lap	58.416	19	58.464
7	8	Darren FIELDING	BMW E36 318	2000	ST2	19	20:34.572	1 Lap	58.932	9	59.202
8	27	Rick WOOD	Mazda 323	2000	ST2	19	20:34.862	1 Lap	59.038	16	59.139
Not classified											
DNF	55	Tom ANDREW	BMW E30 M3	2300	GA2	15	19:08.283	DNF	1:00.964	7	1:01.097
DNF	23	Derek PALMER	Nissan Primera	1999	ST1	10	11:51.189	DNF	57.372	7	57.841
DNF	1	Stewart WHYTE	Honda Accord	2000	ST1		0.253	DNF		0	
DNF	18	Colin NOBLE Jnr	Vauxhall Vectra	2000	ST1		0.333	DNF		0	
DNS	98	John CLELAND	Vauxhall Vectra	1998	ST1			DNS		0	

Margin of Victory	Avg. Speed	Best Lap Tm	Best Speed	Best Lap by
14.607	74.977	54.996	82.930	11 - Gabrielli TARQUINI

Clerk of the Course :

Orbits

Sig : Time :  
Chief Timekeeper : Ian Sharp (SMART Timing)

Results available at [www.mylaps.com](http://www.mylaps.com) and [www.smart-timing.co.uk](http://www.smart-timing.co.uk)

Printed: 12/09/2016 18:15:24







## SMRC Super Touring Car Festival

### HSCC Super Touring Car Championship

Knockhill 1.267 miles

### Race 3 - 1st Race

10/09/2016 15:45

### Race (20 Laps) started at 16:00:57

Lap	Time of Day	Lap Tm	S1	S2	S3	S3Spd	SFSpd	Lap	Time of Day	Lap Tm	S1	S2	S3	S3Spd	SFSpd
17	16:19:31.844	<b>1:00.089</b>	19.395	22.964	17.730	<b>105.349</b>	92.947								
18	16:20:31.490	<b>59.646</b>	19.261	22.612	17.773	105.184	93.335								
19	16:21:32.371	<b>1:00.881</b>	19.696	23.210	17.975	104.529	92.054								

#### (27) Rick WOOD

1	16:02:05.099	<b>1:01.845</b>	20.011	24.213	17.621	<b>104.856</b>	84.095
2	16:03:59.199	<b>1:54.100</b>	38.396	44.430	31.274	39.921	43.548
3	16:05:36.928	<b>1:37.729</b>	37.801	32.236	27.692	42.473	<b>95.188</b>
4	16:06:38.514	<b>1:01.586</b>	19.534	23.760	18.292	101.832	92.181
5	16:07:37.722	<b>59.208</b>	19.054	<b>22.306</b>	17.848	104.043	93.076
6	16:08:36.941	<b>59.219</b>	<b>19.024</b>	22.753	17.442	104.043	94.120
7	16:09:36.573	<b>59.632</b>	19.134	23.109	<b>17.389</b>	104.692	94.385
8	16:10:36.020	<b>59.447</b>	19.187	22.728	17.532	103.721	94.385
9	16:11:35.159	<b>59.139</b>	19.172	22.510	17.457	104.366	93.465
10	16:12:34.606	<b>59.447</b>	19.300	22.686	17.461	104.529	93.076
11	16:13:34.121	<b>59.515</b>	19.082	22.707	17.726	104.043	92.690
12	16:14:33.554	<b>59.433</b>	19.351	22.683	17.399	104.366	93.988
13	16:15:33.156	<b>59.602</b>	19.185	22.811	17.606	102.454	93.857
14	16:16:32.790	<b>59.634</b>	19.299	22.467	17.868	104.529	93.465
15	16:17:32.551	<b>59.761</b>	19.248	22.636	17.877	104.692	93.857
16	16:18:31.589	<b>59.038</b>	19.108	22.373	17.557	104.856	92.947
17	16:19:30.799	<b>59.210</b>	19.262	22.467	17.481	104.204	92.690
18	16:20:30.405	<b>59.606</b>	19.311	22.573	17.722	104.204	92.181
19	16:21:32.661	<b>1:02.256</b>	19.674	23.059	19.523	101.524	91.427

#### (55) Tom ANDREW

1	16:02:08.367	<b>1:02.845</b>	21.179	23.390	18.276	102.454	88.068
2	16:04:01.465	<b>1:53.098</b>	37.432	45.313	30.353	39.709	40.499
3	16:05:38.904	<b>1:37.439</b>	37.867	31.788	27.784	43.520	<b>92.308</b>
4	16:06:40.914	<b>1:02.010</b>	20.594	23.289	18.127	103.721	91.928
5	16:07:42.429	<b>1:01.515</b>	20.309	22.922	18.284	102.926	91.552
6	16:08:43.552	<b>1:01.123</b>	20.312	22.899	<b>17.912</b>	103.882	92.054
7	16:09:44.516	<b>1:00.964</b>	<b>20.036</b>	22.916	18.012	104.204	91.552
8	16:10:46.136	<b>1:01.620</b>	20.533	22.883	18.204	103.561	91.179
9	16:11:47.233	<b>1:01.097</b>	20.312	<b>22.772</b>	18.013	<b>104.529</b>	91.928
10	16:12:48.861	<b>1:01.628</b>	20.215	22.879	18.534	103.882	91.303
11	16:13:51.555	<b>1:02.694</b>	20.591	23.432	18.671	93.595	91.928
12	16:14:54.494	<b>1:02.939</b>	20.699	23.273	18.967	103.721	82.849
13	16:15:58.310	<b>1:03.816</b>	21.711	23.443	18.662	102.142	91.303
14	16:17:05.352	<b>1:07.042</b>	21.024	23.654	22.364	98.254	40.845
15	16:20:06.082	<b>3:00.730</b>	2:08.202	26.971	25.557	69.614	37.220

#### (23) Derek PALMER

1	16:02:06.354	<b>1:00.329</b>			17.765	104.043	85.162
2	16:04:00.146	<b>1:53.792</b>			30.677	46.667	42.935
3	16:05:37.773	<b>1:37.627</b>	38.181	31.520	27.926	40.820	95.053
4	16:06:37.363	<b>59.590</b>	<b>19.115</b>	<b>22.818</b>	17.657	104.366	95.323
5	16:07:35.441	<b>58.078</b>			17.749	104.692	93.335
6	16:08:33.524	<b>58.083</b>			<b>17.310</b>	104.692	95.053
7	16:09:30.896	<b>57.372</b>			17.698	<b>107.372</b>	86.590
8	16:10:28.737	<b>57.841</b>			17.685	103.721	89.957
9	16:11:30.523	<b>1:01.786</b>			18.932	95.595	65.921
10	16:12:48.988	<b>1:18.465</b>			22.932	67.175	37.344

Clerk of the Course :

Sig : Time :

Chief Timekeeper : Ian Sharp (SMART Timing)

Results available at [www.mylaps.com](http://www.mylaps.com) and [www.smart-timing.co.uk](http://www.smart-timing.co.uk)

Printed: 12/09/2016 18:16:01

Orbits







## SMRC Super Touring Car Festival

## Lapchart


HSCC Super Touring Car Championship

Knockhill 1.267 miles

Race 3 - 1st Race

10/09/2016 15:45

Race (20 Laps) started at 16:00:57



Competitors	Laps																				
	0	1	2	3	4	5	6	7	8	9	10	11	12	13	14	15	16	17	18	19	20
Stewart WHYTE (1)	1	11	11	11	11	11	11	11	11	11	11	11	11	11	11	11	11	11	11	11	11
Colin NOBLE Jnr (18)	2	18	79	79	79	79	79	79	79	79	79	79	79	79	79	79	79	79	79	79	79
Mark JONES (79)	3	79	6	6	6	6	6	6	6	6	6	6	6	6	6	6	6	6	6	6	6
Gabrielli TARQUINI (11)	4	11	44	44	44	44	44	44	5	5	5	5	5	5	5	5	5	5	5	5	5
Dave JARMAN (6)	5	6	5	5	5	5	5	5	44	44	44	44	44	44	44	44	44	44	44	44	44
Alvin POWELL (5)	6	5	36	36	36	36	36	23	23	23	23	36	36	36	36	36	36	36	36	36	36
Allister McMILLAN (44)	7	44	27	27	27	23	23	36	36	36	36	8	8	8	8	8	8	27	27	27	8
Keith BUTCHER (36)	8	36	23	23	23	8	8	8	8	8	8	27	27	27	27	27	27	8	8	8	27
Rick WOOD (27)	9	27	8	8	8	27	27	27	27	27	27	55	55	55	55	55	55				
Darren FIELDING (8)	10	8	55	55	55	55	55	55	55	55	23										
Tom ANDREW (55)	11	55																			
Derek PALMER (23)	12	23																			
-	13																				

Margin of Victory	Avg. Speed	Best Lap Tm	Best Speed	Best Lap by
14.607	74.977	54.996	82.930	11 - Gabrielli TARQUINI

Clerk of the Course :

Orbits

Sig : Time :  
Chief Timekeeper : Ian Sharp (SMART Timing)

Results available at [www.mylaps.com](http://www.mylaps.com) and [www.smart-timing.co.uk](http://www.smart-timing.co.uk)





## SMRC Super Touring Car Festival

HSCC Super Touring Car Championship

Knockhill 1.267 miles

Race 19 - 2nd Race

11/09/2016 15:35

Race (20 Laps) started at 15:39:37

POLE POSITION

**2**  
79 Mark JONES

**4**  
44 Allister McMILLAN

**6**  
8 Darren FIELDING

**8**  
23 Derek PALMER

**10**  
18 Colin NOBLE Jnr

**12**  
5 Alvin POWELL

**1**  
11 Gabrielli TARQUINI

**3**  
6 Dave JARMAN

**5**  
36 Keith BUTCHER

**7**  
55 Tom ANDREW

**9**  
1 Stewart WHYTE

**11**  
98 John CLELAND

1

2

3

4

5

6

Clerk of the Course :

Sig : Time :

Chief Timekeeper : Ian Sharp (SMART Timing)

Results available at [www.mylaps.com](http://www.mylaps.com) and [www.smart-timing.co.uk](http://www.smart-timing.co.uk)

Printed: 12/09/2016 18:17:32

Orbits



**SMRC Super Touring Car Festival****Sorted on Laps**

Scottish BMW Championship

Knockhill 1.267 miles

Race 4 - Re-Start

10/09/2016 16:20

Race (9 Laps) started at 16:50:15

Pos	No.	Name	Make/Model	CC	Class	Laps	Total Tm	Diff	Best Tm	Lap	Best Speed
1	85	Gary CLARK	BMW Compact	1900	BMWCC	9	9:36.796		1:03.416	8	71.919
2	45	Calum KING	BMW Compact	1900	Guest	9	9:41.523	4.727	1:03.740	4	71.554
3	91	Neil MacINNES	BMW Compact	1900	BMWCM	9	9:41.959	5.163	1:03.737	3	71.557
4	1	Steven DAILLY	BMW Compact	1900	Guest	9	9:43.293	6.497	1:03.603	2	71.708
5	14	Lee ELRICK	BMW Compact	1900	BMWCM	9	9:44.414	7.618	1:03.525	8	71.796
6	23	David McNAUGHTON	BMW Compact	1900	BMWCC	9	9:47.051	10.255	1:03.695	4	71.604
7	72	Cliff HARPER	BMW Compact	1900	BMWCC	9	9:47.307	10.511	1:04.163	4	71.082
8	77	Ashleigh MORRIS	BMW Compact	1900	BMWCC	9	9:50.737	13.941	1:04.392	4	70.829
9	7	Steven KING	BMW Compact	1900	Guest	9	9:57.950	21.154	1:04.716	4	70.475
10	90	Richard SUTHERLAND	BMW Compact	1900	BMWCC	9	9:58.089	21.293	1:04.663	8	70.532
11	4	Ray McDOWALL	BMW Compact	1900	BMWCC	9	9:59.193	22.397	1:04.941	8	70.231
12	40	Steven GOLDIE	BMW Compact	1900	BMWCM	9	9:59.612	22.816	1:05.194	9	69.958
13	32	Liam GRANT	BMW Compact	1900	BMWCM	9	10:00.667	23.871	1:05.351	9	69.790
14	35	Martin BUCHAN	BMW Compact	1900	BMWCM	9	10:01.144	24.348	1:05.408	9	69.729
15	84	Robert MARSHALL	BMW Compact	1900	BMWCM	9	10:01.441	24.645	1:05.126	5	70.031
16	52	Ruaridh CLARK	BMW Compact	1900	Guest	9	10:06.629	29.833	1:05.421	5	69.715
17	65	Jeff CLARK	BMW Compact	1900	Guest	9	10:07.048	30.252	1:05.957	6	69.149
18	46	John ROBERTSON	BMW Compact	1900	Guest	9	10:15.828	39.032	1:06.725	6	68.353
19	55	Gordon McSHANNOCK	BMW Compact	1900	BMWCM	9	10:19.894	43.098	1:07.488	2	67.580
20	12	David DOWNIE	BMW Compact	1900	Guest	9	10:34.669	57.873	1:08.696	8	66.392

**Not classified**

NS	53	Andrew MACKIE	BMW Compact	1900	BMWCM			DNS		0	-
NS	66	Ross JOHNSTONE	BMW Compact	1900	BMWCM			DNS		0	-
NS	81	Douglas SIMPSON	BMW Compact	1900	BMWCM			DNS		0	-
NS	99	Philip WEBSTER	BMW Compact	1900	BMWCM			DNS		0	-

Margin of Victory	Avg. Speed	Best Lap Tm	Best Speed	Best Lap by
4.727	71.165	1:03.416	71.919	85 - Gary CLARK

Clerk of the Course :

Orbits

Sig : Time :

Chief Timekeeper : Ian Sharp (SMART Timing)

www.mylaps.com

Results available at www.mylaps.com and www.smart-timing.co.uk

Licensed to: SMART Timing

Printed: 12/09/2016 18:22:28





## SMRC Super Touring Car Festival

Scottish BMW Championship

Knockhill 1.267 miles

Race 4 - Re-Start

10/09/2016 16:20

Race (9 Laps) started at 16:50:15

Lap	Time of Day	Lap Tm	S1	S2	S3	S3Spd	SFSpd	Lap	Time of Day	Lap Tm	S1	S2	S3	S3Spd	SFSpd
4	16:54:48.215	1:05.455	21.064	24.348	20.043	87.837	77.491								
5	16:55:53.793	1:05.578	20.839	24.505	20.234	86.702	77.761								
6	16:56:59.775	1:05.982	21.117	24.546	20.319	88.068	76.782								
7	16:58:05.641	1:05.866	21.147	24.376	20.343	88.183	76.782								
8	16:59:11.414	1:05.773	20.881	24.496	20.396	86.590	77.135								
9	17:00:16.822	1:05.408	21.003	24.269	20.136	87.952	77.224								

(84) Robert MARSHALL

1	16:51:30.177			25.415	20.133	88.068	77.851
2	16:52:36.890	1:06.713	21.147	25.152	20.414	85.925	78.123
3	16:53:43.434	1:06.544	21.420	24.694	20.430	87.952	77.671
4	16:54:49.185	1:05.751	21.243	24.327	20.181	88.416	78.123
5	16:55:54.311	1:05.126	20.818	24.324	19.984	88.649	78.580
6	16:57:00.318	1:06.007			20.215	89.002	78.214
7	16:58:06.405	1:06.087		24.425	20.803	89.596	76.958
8	16:59:11.693	1:05.288	20.798	24.248	20.242	88.649	76.519
9	17:00:17.119	1:05.426	21.018	24.192	20.216	88.884	77.224

(52) Ruaridh CLARK

1	16:51:32.395			25.506	20.619	86.368	77.671
2	16:52:40.229	1:07.834	21.501	25.861	20.472	85.487	77.851
3	16:53:47.643	1:07.414	21.907	25.220	20.287	86.257	77.047
4	16:54:53.631	1:05.988	21.301	24.769	19.918	87.266	78.214
5	16:55:59.052	1:05.421	21.038	24.385	19.998	87.837	78.123
6	16:57:04.475	1:05.423	21.123	24.533	19.767	87.952	78.950
7	16:58:09.962	1:05.487	21.045	24.488	19.954	87.722	78.950
8	16:59:15.805	1:05.843	21.335	24.448	20.060	88.767	77.671
9	17:00:22.307	1:06.502	21.137	25.338	20.027	84.625	77.313

(65) Jeff CLARK

1	16:51:31.426			25.893	20.220	86.368	77.491
2	16:52:37.759	1:06.333	21.465	24.552	20.316	87.608	77.941
3	16:53:43.918	1:06.159	21.496	24.546	20.117	87.952	78.214
4	16:54:50.371	1:06.453	21.515	24.686	20.252	87.837	77.941
5	16:55:57.304	1:06.933	21.500	25.279	20.154	85.706	77.851
6	16:57:03.261	1:05.957	21.486	24.698	19.773	87.380	78.397
7	16:58:09.440	1:06.179	21.494	24.594	20.091	87.837	77.941
8	16:59:16.055	1:06.615	21.429	24.652	20.534	88.183	77.851
9	17:00:22.726	1:06.671	21.568	24.964	20.139	87.266	77.671

(46) John ROBERTSON

1	16:51:32.172			25.629	20.537	87.266	77.581
2	16:52:40.050	1:07.878	21.583	25.836	20.459	86.368	77.402
3	16:53:48.027	1:07.977	21.744	25.399	20.834	87.040	76.694
4	16:54:54.799	1:06.772	21.473	25.006	20.293	86.479	78.305
5	16:56:02.223	1:07.424	21.387	25.367	20.670	86.927	76.172
6	16:57:08.948	1:06.725	21.352	25.030	20.343	87.153	77.761
7	16:58:16.783	1:07.835	21.513	25.729	20.593	86.479	77.581
8	16:59:24.057	1:07.274	21.430	25.475	20.369	86.702	77.581
9	17:00:31.506	1:07.449	21.246	25.787	20.416	86.479	77.851

(55) Gordon McSHANNOCK

1	16:51:33.628			25.918	20.851	86.590	77.313
2	16:52:41.116	1:07.488	21.806	25.188	20.494	87.266	77.491
3	16:53:48.682	1:07.566	21.925	25.113	20.528	86.927	77.402
4	16:54:56.371	1:07.689	21.864	25.177	20.648	86.927	77.047
5	16:56:03.896	1:07.525	21.798	25.193	20.534	87.266	77.581
6	16:57:12.043	1:08.147	21.849	25.678	20.620	86.035	77.313
7	16:58:19.914	1:07.871	21.927	25.382	20.562	86.257	77.581
8	16:59:27.749	1:07.835	21.770	25.292	20.773	86.702	77.313
9	17:00:35.572	1:07.823	21.752	25.183	20.888	86.368	76.870

(12) David DOWNIE

1	16:51:36.305				22.024		71.013
2	16:52:45.858	1:09.553			20.982		73.422
3	16:53:54.908	1:09.050			20.667		73.502
4	16:55:04.619	1:09.711			21.225		72.081
5	16:56:14.039	1:09.420			20.761		74.070
6	16:57:23.391	1:09.352			20.927		73.262
7	16:58:32.627	1:09.236			21.004		73.583
8	16:59:41.323	1:08.696			20.737		73.422
9	17:00:50.347	1:09.024			21.065		71.773

Clerk of the Course :

Sig : Time :

Chief Timekeeper : Ian Sharp (SMART Timing)

 Results available at [www.mylaps.com](http://www.mylaps.com) and [www.smart-timing.co.uk](http://www.smart-timing.co.uk)

Printed: 12/09/2016 18:23:02

Orbits





## SMRC Super Touring Car Festival

## Lapchart

Scottish BMW Championship

Knockhill 1.267 miles

Race 4 - Re-Start

10/09/2016 16:20

Race (9 Laps) started at 16:50:15

Competitors	Laps	Laps								
		1	2	3	4	5	6	7	8	9
Gary CLARK (85)	1	85	85	85	85	85	85	85	85	85
Steven DAILLY (1)	2	1	1	1	1	45	45	45	45	45
Lee ELRICK (14)	3	14	14	14	14	91	91	91	91	91
Calum KING (45)	4	45	45	45	45	23	1	1	1	1
Neil MacINNES (91)	5	91	91	91	91	1	23	14	14	14
David McNAUGHTON (23)	6	23	23	23	23	14	14	23	23	23
Cliff HARPER (72)	7	72	72	72	72	72	72	72	72	72
Steven KING (7)	8	7	77	77	77	77	77	77	77	77
Ashleigh MORRIS (77)	9	77	7	7	7	7	7	7	7	7
Steven GOLDIE (40)	10	40	40	40	40	40	90	90	90	90
Ray McDOWALL (4)	11	4	4	4	90	90	4	4	4	4
Liam GRANT (32)	12	32	90	90	4	4	40	40	40	40
Richard SUTHERLAND (90)	13	90	35	35	35	35	32	32	32	32
Martin BUCHAN (35)	14	35	32	32	32	32	35	35	35	35
Robert MARSHALL (84)	15	84	84	84	84	84	84	84	84	84
Jeff CLARK (65)	16	65	65	65	65	65	65	65	52	52
John ROBERTSON (46)	17	46	46	52	52	52	52	52	65	65
Ruaridh CLARK (52)	18	52	52	46	46	46	46	46	46	46
Gordon McSHANNOCK (55)	19	55	55	55	55	55	55	55	55	55
David DOWNIE (12)	20	12	12	12	12	12	12	12	12	12
-	21									
-	22									
-	23									
-	24									

Margin of Victory	Avg. Speed	Best Lap Tm	Best Speed	Best Lap by
4.727	71.165	1:03.416	71.919	85 - Gary CLARK

Clerk of the Course :

Orbits

Sig : Time :  
 Chief Timekeeper : Ian Sharp (SMART Timing)  
 Results available at [www.mylaps.com](http://www.mylaps.com) and [www.smart-timing.co.uk](http://www.smart-timing.co.uk)





## SMRC Super Touring Car Festival

Scottish BMW Championship

Knockhill 1.267 miles

Race 15 - 2nd Race

11/09/2016 12:40

Race (13 Laps) started at 12:39:42

POLE POSITION

**2**  
45 Calum KING

**1**  
85 Gary CLARK

**1**

**4**  
1 Steven DAILLY

**3**  
91 Neil MacINNES

**2**

**6**  
23 David McNAUGHTON

**5**  
14 Lee ELRICK

**3**

**8**  
77 Ashleigh MORRIS

**7**  
72 Cliff HARPER

**4**

**10**  
90 Richard SUTHERLAND

**9**  
7 Steven KING

**5**

**12**  
40 Steven GOLDIE

**11**  
4 Ray McDOWALL

**6**

**14**  
35 Martin BUCHAN

**13**  
32 Liam GRANT

**7**

**16**  
52 Ruaridh CLARK

**15**  
84 Robert MARSHALL

**8**

**18**  
46 John ROBERTSON

**17**  
65 Jeff CLARK

**9**

**20**  
12 David DOWNIE

**19**  
55 Gordon McSHANNOCK

**10**

Clerk of the Course :

Orbits

Sig : Time :

Chief Timekeeper : Ian Sharp (SMART Timing)


Results available at [www.mylaps.com](http://www.mylaps.com) and [www.smart-timing.co.uk](http://www.smart-timing.co.uk)





## SMRC Super Touring Car Festival

Scottish BMW Championship      Knockhill 1.267 miles  
Race 15 - 2nd Race      11/09/2016 12:40  
Race (13 Laps) started at 12:39:42



**22**  
66 Ross JOHNSTONE

**21**  
53 Andrew MACKIE

**11**

**24**  
99 Philip WEBSTER

**23**  
81 Douglas SIMPSON

**12**

Clerk of the Course : \_\_\_\_\_ Orbits

Sig : \_\_\_\_\_ Time : \_\_\_\_\_  
Chief Timekeeper : Ian Sharp (SMART Timing)

Results available at [www.mylaps.com](http://www.mylaps.com) and [www.smart-timing.co.uk](http://www.smart-timing.co.uk)







# Race Results



Bulletin No. \_\_\_\_\_

## SMRC Super Touring Car Festival

Sorted on Laps

BARC Junior Saloon Car Championship

Knockhill 1.267 miles

Race 5 - 1st Race - AMENDED RESULT

10/09/2016 16:40

Race (15:00 and 1 Laps) started at 17:13:25

Pos	No.	Name	Make/Model	CC	Class Code	Laps	Total Tm	Diff	Best Tm	In Lap	2nd Best
1	50	Katie MILNER	Citroen Saxo VTR	1600	JSC	15	16:55.953		1:04.622	9	1:04.712
2	46	Matteo ZANETTI	Citroen Saxo VTR	1600	JSC	15	16:57.253	1.300	1:04.744	9	1:04.762
3	25	Ed MOORE	Citroen Saxo VTR	1600	JSC	15	17:04.790	8.837	1:04.886	5	1:05.125
4	23	Ethan HAMMERTON	Citroen Saxo VTS	1600	JSC	15	17:10.030	14.077	1:04.826	10	1:05.005
5	12	Adam BATTY	Citroen Saxo VTR	1600	JSC	15	17:11.360	15.407	1:05.346	12	1:05.399
6	33	Sam KIRKPATRICK	Citroen Saxo VTR	1600	JSC	15	17:11.560	15.607	1:05.187	11	1:05.312
7	14	Charlie KENNEDY	Citroen Saxo VTR	1600	JSC	15	17:30.148	34.195	1:05.784	12	1:05.860
8	78	Marmaduke HALL	Citroen Saxo VTR	1600	JSC	15	17:30.530	34.577	1:06.724	7	1:06.878
9	52	Matty GREENWOOD	Citroen Saxo VTR	1600	JSC	15	17:36.181	40.228	1:06.427	13	1:06.672
10	99	Thomas KRASONIS	Citroen Saxo VTR	1600	JSC	15	17:38.262	42.309	1:06.748	10	1:06.757
11	29	Finlay ROBINSON	Citroen Saxo VTR	1600	JSC	15	17:38.845	42.892	1:06.498	13	1:06.583
12	20	Harry BISHOP	Citroen Saxo VTR	1600	JSC	15	17:41.960	46.007	1:06.532	13	1:06.948
13	95	Sean THOMAS	Citroen Saxo VTR	1600	JSC	14	16:58.714	1 Lap	1:07.929	12	1:08.643
14	82	Lydia WALMSLEY	Citroen Saxo VTR	1600	JSC	14	17:15.809	1 Lap	1:08.562	12	1:09.607
15	22	Ronan PEARSON	Citroen Saxo VTR	1600	JSC	14	17:22.800	1 Lap	1:06.862	13	1:06.958

### Not classified

DQ	70	Oli WILMOTT	Citroen Saxo VTR	1600	JSC	15	17:04.134	DQ	1:05.092	8	1:05.131
DQ	44	George SUTTON	Citroen Saxo VTR	1600	JSC	15	17:04.135	DQ	1:05.091	15	1:05.114
DQ	11	Luke BROWNING	Citroen Saxo VTR	1600	JSC	15	17:10.132	DQ	1:05.007	10	1:05.084
DQ	24	Will DYRDAL	Citroen Saxo VTR	1600	JSC	15	17:18.643	DQ	1:05.503	6	1:05.593
DQ	19	Callum JENKINS	Citroen Saxo VTR	1600	JSC	4	5:13.331	DQ	1:06.351	3	1:07.280

### Announcements

18:32 AMENDED RESULT - Car No.44 - Racetime includes 1.094 second time penalty - Unfair advantage.

17/09/16 09:30 AMENDED RESULT - Car No's.11, 19, 24, 44, 50 & 70 Excluded

C 3.5.1 Elegibility Championship Regulation 6

New Track Record (1:04.622) for BARC Junior Saloons by Katie MILNER.

09/11/16 18:10 AMENDED RESULT - Car No.50 reinstated.

Margin of Victory	Avg. Speed	Best Lap Tm	Best Speed	Best Lap by
1.300	67.338	1:04.622	70.577	50 - Katie MILNER

Clerk of the Course :

Orbits

Sig : Time :

Chief Timekeeper : Ian Sharp (SMART Timing)

Results available at [www.mylaps.com](http://www.mylaps.com) and [www.smart-timing.co.uk](http://www.smart-timing.co.uk)

Printed: 09/11/2016 18:27:21









## SMRC Super Touring Car Festival

BARC Junior Saloon Car Championship

Knockhill 1.267 miles

Race 5 - 1st Race - AMENDED RESULT

10/09/2016 16:40

Race (15:00 and 1 Laps) started at 17:13:25

Lap	Time of Day	Lap Tm	S1	S2	S3	S3Spd	SFSpd	Lap	Time of Day	Lap Tm	S1	S2	S3	S3Spd	SFSpd
9	17:24:00.377	1:05.084	21.074	24.284	19.726	85.925	75.742								
10	17:25:05.384	1:05.007	20.780	24.393	19.834	86.257	76.000								
11	17:26:11.006	1:05.622	20.733	24.490	20.399	86.146	75.402								
12	17:27:16.613	1:05.607	20.900	24.574	20.133	85.925	75.233								
13	17:28:22.904	1:06.291	20.891	25.043	20.357	84.095	73.745								
14	17:29:30.139	1:07.235	21.285	25.739	20.211	83.054	74.399								
15	17:30:35.644	1:05.505	21.233	24.225	20.047	85.925	74.897								

(24) Will DYRDAL

1	17:14:40.945				24.403		30.727
2	17:16:16.914	1:35.969			21.544		74.981
3	17:17:23.397	1:06.483			20.615		72.627
4	17:18:30.625	1:07.228			20.449		74.981
5	17:19:36.338	1:05.713			20.195		75.233
6	17:20:41.841	1:05.503			20.043		75.914
7	17:21:47.434	1:05.593			20.076		75.487
8	17:22:53.513	1:06.079			20.287		76.000
9	17:23:59.334	1:05.821			19.996		75.828
10	17:25:05.022	1:05.688			20.125		75.914
11	17:26:10.669	1:05.647			20.243		75.572
12	17:27:16.347	1:05.678			20.070		75.828
13	17:28:22.604	1:06.257			20.293		75.148
14	17:29:29.448	1:06.844			20.496		73.745
15	17:30:44.155	1:14.707			20.567		74.730

(19) Callum JENKINS

1	17:14:45.228			26.133	23.767	82.240	22.896
2	17:16:25.212	1:39.984	46.083	33.171	20.730	76.345	75.402
3	17:17:31.563	1:06.351			19.982	83.885	75.828
4	17:18:38.843	1:07.280		24.780	21.363	83.363	45.589

Clerk of the Course :

Sig : Time :

Chief Timekeeper : Ian Sharp (SMART Timing)

Results available at [www.mylaps.com](http://www.mylaps.com) and [www.smart-timing.co.uk](http://www.smart-timing.co.uk)

Printed: 09/11/2016 18:10:15

Orbits





## SMRC Super Touring Car Festival

Lapchart


BARC Junior Saloon Car Championship

Knockhill 1.267 miles

Race 5 - 1st Race - AMENDED RESULT

10/09/2016 16:40

Race (15:00 and 1 Laps) started at 17:13:25



Competitors	Laps														
	1	2	3	4	5	6	7	8	9	10	11	12	13	14	15
Matteo ZANETTI (46)	1	46	46	46	46	46	50	50	50	50	50	50	50	50	50
Katie MILNER (50)	2	50	50	50	50	50	46	46	46	46	46	46	46	46	46
Ed MOORE (25)	3	25	25	25	25	25	44	44	44	44	44	44	70	44	44
George SUTTON (44)	4	44	44	44	44	44	70	70	70	70	70	70	44	70	70
Oli WILMOTT (70)	5	70	70	70	70	70	25	25	25	25	25	25	25	25	25
Will DYRDAL (24)	6	24	24	24	24	24	24	24	24	24	24	24	24	23	23
Ethan HAMMERTON (23)	7	23	23	11	12	11	11	23	11	11	11	11	23	24	11
Luke BROWNING (11)	8	11	11	23	11	23	23	11	23	23	23	23	11	11	12
Adam BATTY (12)	9	12	12	12	23	12	12	12	12	12	12	12	12	12	33
Sam KIRKPATRICK (33)	10	33	33	33	33	33	33	33	33	33	33	33	33	33	24
Marmaduke HALL (78)	11	78	78	78	78	78	78	78	78	78	78	78	78	78	14
Finlay ROBINSON (29)	12	29	29	19	19	29	29	29	29	14	14	14	14	14	78
Callum JENKINS (19)	13	19	19	29	29	52	52	52	52	52	29	52	52	52	52
Harry BISHOP (20)	14	20	20	20	20	20	20	14	14	29	52	99	99	99	99
Matty GREENWOOD (52)	15	52	52	52	52	99	99	99	99	99	99	29	29	29	29
Ronan PEARSON (22)	16	22	22	22	22	22	14	20	20	20	20	20	20	20	20
Thomas KRASONIS (99)	17	99	99	99	99	14	22	95	95	95	95	95	95	95	95
Sean THOMAS (95)	18	95	95	95	14	95	95	22	82	82	82	82	82	82	82
Lydia WALMSLEY (82)	19	82	82	14	95	82	82	82	22	22	22	22	22	22	22
Charlie KENNEDY (14)	20	14	14	82	82										

Margin of Victory	Avg. Speed	Best Lap Tm	Best Speed	Best Lap by
1.300	67.338	1:04.622	70.577	50 - Katie MILNER

Clerk of the Course :

Orbits

Sig : Time :  
 Chief Timekeeper : Ian Sharp (SMART Timing)

Results available at [www.mylaps.com](http://www.mylaps.com) and [www.smart-timing.co.uk](http://www.smart-timing.co.uk)

Printed: 12/09/2016 18:02:50





## SMRC Super Touring Car Festival

Sorted on Laps

Scottish Saloons &amp; Sportscars Championship

Knockhill 1.267 miles

Race 6 - 1st Race

10/09/2016 17:10

Race (15 Laps) started at 17:41:23

Pos	No.	Name	Make/Model	CC	Class Code	Laps	Total Tm	Diff	Best Tm	In Lap	2nd Best
1	8	Finlay CROCKER	Honda Civic TCR	2000	A2	15	18:55.908		54.157	12	54.236
2	6	Steven DAILLY	Ginetta G50	4500	Guest	15	18:56.299	0.391	53.523	13	53.573
3	79	Paul BRYDON	BMW M3	3200T	A2	15	19:02.073	6.165	54.456	12	54.792
4	59	Gary WAIT	Ford Sierra Cosworth	2000	A2	15	19:25.127	29.219	57.076	11	57.463
5	69	Thomson McINTYRE	Subaru Impreza	2000	B1	15	19:27.947	32.039	58.055	11	58.486

## Not classified

DNF	28	Scott TOLLAN	Escort Cosworth	2000	A1	13	17:38.407	DNF	59.979	11	1:00.545
DNF	29	Robert DRUMMOND	Ford Escort Cosworth	2000	A1	12	16:25.319	DNF	53.780	4	55.439
DNF	44	Alistair McMILLAN	Ultima GTR	6800	A2	3	2:51.630	DNF	55.487	3	56.618
DNS	68	John KENNEDY	Subaru GC8	2000T	B1			DNS		0	
DNS	89	William ROBSON	Ford Focus RS	2500	B1			DNS		0	

## Announcements

Race distance increased to 15 Laps - 3 Laps completed behind the Safety Car.

Margin of Victory	Avg. Speed	Best Lap Tm	Best Speed	Best Lap by
0.391	60.227	53.523	85.213	6 - Steven DAILLY

Clerk of the Course :

Orbits

Sig : Time :  
 Chief Timekeeper : Ian Sharp (SMART Timing)

Results available at [www.mylaps.com](http://www.mylaps.com) and [www.smart-timing.co.uk](http://www.smart-timing.co.uk)

Printed: 12/09/2016 18:54:27







## SMRC Super Touring Car Festival

## Lapchart

Scottish Saloons & Sportscars Championship

Knockhill 1.267 miles

Race 6 - 1st Race

10/09/2016 17:10

Race (15 Laps) started at 17:41:23

Competitors	Laps														
	1	2	3	4	5	6	7	8	9	10	11	12	13	14	15
Finlay CROCKER (8)	1	8	29	8	29	29	29	29	29	29	29	8	8	8	8
Alistair McMILLAN (44)	2	44	8	29	8	8	8	8	8	8	6	6	6	6	6
Robert DRUMMOND (29)	3	29	44	44	79	79	79	79	79	79	79	79	79	79	79
Steven DAILLY (6)	4	6	79	79	6	6	6	6	6	6	29	59	59	59	59
Paul BRYDON (79)	5	79	6	6	59	59	59	59	59	59	59	29	69	69	69
Thomson McINTYRE (69)	6	69	69	59	69	69	69	69	69	69	69	69	69	28	
Gary WAIT (59)	7	59	59	69	28	28	28	28	28	28	28	28			
Scott TOLLAN (28)	8	28	28	28											
-	9														
-	10														

Margin of Victory	Avg. Speed	Best Lap Tm	Best Speed	Best Lap by
0.391	60.227	53.523	85.213	6 - Steven DAILLY

Clerk of the Course :

Sig : Time :  
 Chief Timekeeper : Ian Sharp (SMART Timing)

Results available at [www.mylaps.com](http://www.mylaps.com) and [www.smart-timing.co.uk](http://www.smart-timing.co.uk)

Printed: 12/09/2016 18:53:14

Orbits







## SMRC Super Touring Car Festival

Scottish Saloons & Sportscars Championship

Knockhill 1.267 miles

Race 17 - 2nd Race

11/09/2016 14:20

Race (12 Laps) started at 14:20:26

Car No.89 - Added to back of grid

POLE POSITION

2
6 Steven DAILLY
4
59 Gary WAIT
6
28 Scott TOLLAN
8
44 Alistair McMILLAN
10
89 William ROBSON

1
8 Finlay CROCKER
3
79 Paul BRYDON
5
69 Thomson McINTYRE
7
29 Robert DRUMMOND
9
68 John KENNEDY

1  
2  
3  
4  
5

Clerk of the Course :

Sig : Time :

Chief Timekeeper : Ian Sharp (SMART Timing)

Results available at [www.mylaps.com](http://www.mylaps.com) and [www.smart-timing.co.uk](http://www.smart-timing.co.uk)

Orbits





## SMRC Super Touring Car Festival

Sorted on Laps

Scottish Legends Championship

Knockhill 1.267 miles

Race 7 - Heat 2a

10/09/2016 17:35

Race (7 Laps) started at 18:19:30

Pos	No.	Name	Make/Model	CC	Class Code	Laps	Total Tm	Diff	Best Tm	In Lap	2nd Best
1	1	John PATERSON	Ford Coupe	1250	L	7	7:04.804		59.884	3	59.900
2	6	David HUNTER	Ford Coupe	1250	L	7	7:06.236	1.432	59.917	5	59.946
3	33	Chris GRIEVE	Ford Coupe	1250	Guest	7	7:11.482	6.678	1:00.766	2	1:00.805
4	22	Ben MASON	Ford Coupe	1250	L	7	7:13.476	8.672	1:00.727	2	1:00.789
5	15	Steven McGILL	Ford Coupe	1250	Guest	7	7:14.832	10.028	1:00.908	2	1:01.124
6	46	Ross McCULLOCH	Ford Coupe	1250	L R	7	7:15.717	10.913	1:00.637	6	1:00.776
7	71	Ryan McLEISH	Ford Coupe	1250	L R	7	7:16.026	11.222	1:00.957	5	1:00.990
8	7	Alan FREELAND	Ford Coupe	1250	LT	7	7:19.705	14.901	1:01.445	2	1:01.715
9	38	Pino PALAZZO	Ford Sedan	1250	L	7	7:20.014	15.210	1:00.894	7	1:01.359
10	68	Carol BROWN	Ford Coupe	1250	Guest	7	7:20.859	16.055	1:01.292	6	1:01.338
11	31	Errico PALLAZZO	Ford Sedan	1250	L	7	7:32.583	27.779	1:03.168	6	1:03.190
12	4	Colin McNEILL	Ford Coupe	1250	L	6	7:52.596	1 Lap	1:04.451	5	1:05.372

### Not classified (80% = 5 Laps)

DNF	85	Mark BEATY	Ford Coupe	1250	L R	5	5:41.869	DNF	1:03.046	3	1:04.192
DNF	77	Allan CLARKE	Ford Coupe	1250	L R	4	4:22.622	DNF	1:02.706	3	1:03.291
DNF	37	Ivor GREENWOOD	Ford Coupe	1250	L		3.128	DNF		0	
DNS	17	Billy WAIT	37 Ford	1250	L			DNS		0	
DNS	18	Gary LYNCH	Ford Coupe	1250	L			DNS		0	

### Announcements

RED FLAG before Leader completed 1 Lap - Race re-started over 7 Laps.

Margin of Victory	Avg. Speed	Best Lap Tm	Best Speed	Best Lap by
1.432	75.154	59.884	76.161	1 - John PATERSON

Clerk of the Course :

Orbits

Sig : Time :  
 Chief Timekeeper : Ian Sharp (SMART Timing)  
 Results available at [www.mylaps.com](http://www.mylaps.com) and [www.smart-timing.co.uk](http://www.smart-timing.co.uk)







## SMRC Super Touring Car Festival

## Lapchart

Scottish Legends Championship

Knockhill 1.267 miles

Race 7 - Heat 2a

10/09/2016 17:35

Race (7 Laps) started at 18:19:30

Competitors	Laps							
	0	1	2	3	4	5	6	7
David HUNTER (6)	1	6	1	1	1	1	1	1
Steven McGILL (15)	2	15	6	6	6	6	6	6
John PATERSON (1)	3	1	33	33	33	33	33	33
Chris GRIEVE (33)	4	33	22	22	22	22	22	22
Ben MASON (22)	5	22	15	15	15	71	71	15
Ryan McLEISH (71)	6	71	71	71	71	15	15	46
Errico PALLAZZO (31)	7	31	7	7	7	46	46	71
Mark BEATY (85)	8	85	46	46	7	7	7	7
Alan FREELAND (7)	9	7	38	38	38	38	38	38
Ross McCULLOCH (46)	10	46	85	68	68	68	68	68
Pino PALAZZO (38)	11	38	68	85	85	31	31	31
Colin McNEILL (4)	12	4	31	31	31	85	85	4
Ivor GREENWOOD (37)	13	37	4	77	77	77	4	
Carol BROWN (68)	14	68	77	4	4	4		
Allan CLARKE (77)	15	77						
-	16							
-	17							

Margin of Victory	Avg. Speed	Best Lap Tm	Best Speed	Best Lap by
1.432	75.154	59.884	76.161	1 - John PATERSON

Clerk of the Course :

Sig : Time :  
 Chief Timekeeper : Ian Sharp (SMART Timing)

Results available at [www.mylaps.com](http://www.mylaps.com) and [www.smart-timing.co.uk](http://www.smart-timing.co.uk)

Printed: 12/09/2016 18:47:53

Orbits



# Qualifying Results



Bulletin No. \_\_\_\_\_

## SMRC Super Touring Car Festival

Sorted on best lap time

Scottish Fiesta Championship

Knockhill 1.267 miles

Qualifying 7

11/09/2016 08:30

Practice (10:00 Time) started at 8:30:21

Pos	No.	Name	Make/Model	CC	Class Code	Laps	Best Tm	Diff	Best Speed	2nd Best
1	7	Kevin WHYTE	Ford Fiesta ST	2000	ST	8	1:01.603		74.036	1:01.732
2	1	Wayne MacCAULAY	Ford Fiesta ST	2000	ST	8	1:01.828	0.225	73.767	1:02.065
3	51	Chris MILFORD	Ford Fiesta ST	2000	ST	10	1:01.847	0.244	73.744	1:01.913
4	52	Dave COLVILLE	Ford Fiesta ST	2000	Guest	9	1:02.139	0.536	73.397	1:02.289
5	55	Stephen WARD	Ford Fiesta ST	2000	ST	10	1:02.392	0.789	73.100	1:02.847
6	61	Peter CRUICKSHANK	Ford Fiesta ST	2000	ST	9	1:02.554	0.951	72.910	1:02.657
7	77	Reis ROBERTSON	Ford Fiesta ST	2000	ST	6	1:02.912	1.309	72.496	1:03.439
8	25	Andrew CHRISTIE	Ford Fiesta ST	2000	ST	7	1:03.563	1.960	71.753	1:03.579
9	24	Steven GRAY	Ford Fiesta XR2	1600	XR	9	1:04.351	2.748	70.874	1:04.581
10	50	Jim DEANS	Ford Fiesta XR2	1600	XR	9	1:04.400	2.797	70.820	1:04.401
11	18	Barry FARQUHARSON	Ford Fiesta XR2	1600	XRN	9	1:04.446	2.843	70.770	1:04.516
12	11	David BIRRELL	Ford Fiesta ST	2000	Guest	7	1:04.533	2.930	70.675	1:04.804
13	19	Josh ORR	Ford Fiesta ST	2000	Guest	9	1:04.900	3.297	70.275	1:05.041
14	22	Gavin BUTTERWORTH	Ford Fiesta XR2	1600	XR	7	1:05.251	3.648	69.897	1:05.278
15	98	Gordon HASTON	Ford Fiesta XR2	1600	XRN	8	1:07.718	6.115	67.350	1:08.423
16	81	Graeme CUTHBERT	Ford Fiesta XR2	1600	XRN	9	1:09.516	7.913	65.608	1:10.034
17	44	Robert KERR	Ford Fiesta XR2	1600	XRN	8	1:09.524	7.921	65.601	1:10.323
18	57	Alec TOWNLEY	Ford Fiesta XR2	1600	XRN	5	1:15.674	14.071	60.270	2:05.441
19	28	David TAYLOR	Ford Fiesta XR2	1600	XRN	3	1:30.240	28.637	50.541	1:31.183

### Announcements

Car No's 11 & 77 - No working transponders - Please fix before racing.

Car No.25 - Transponder stopped working - Please fix before racing.

Clerk of the Course :

Sig : Time :

Chief Timekeeper : Ian Sharp (SMART Timing)

Results available at [www.mylaps.com](http://www.mylaps.com) and [www.smart-timing.co.uk](http://www.smart-timing.co.uk)

Printed: 12/09/2016 18:28:41

Orbits







## SMRC Super Touring Car Festival

### Scottish Fiesta Championship


Knockhill 1.267 miles

### Qualifying 7

11/09/2016 08:30

Practice (10:00 Time) started at 8:30:21

Lap	Time of Day	Lap Tm	S1	S2	S3	S3Spd	SFSpd
2	8:33:31.344	<b>1:08.423</b>	22.640	25.582	20.201	83.675	<b>73.989</b>
3	8:34:40.275	<b>1:08.931</b>	22.507	26.255	20.169	80.950	73.422
4	8:35:47.993	<b>1:07.718</b>	<b>22.080</b>	25.489	<b>20.149</b>	83.260	73.583
5	8:36:57.202	<b>1:09.209</b>	22.911	25.990	20.308	82.139	73.826
6	8:38:05.910	<b>1:08.708</b>	23.153	<b>25.281</b>	20.274	<b>83.885</b>	73.102
7	8:39:15.405	<b>1:09.495</b>	22.609	26.155	20.731	81.839	72.470
8	8:40:25.445	<b>1:10.040</b>	22.370	26.480	21.190	79.606	72.081



#### (81) Graeme CUTHBERT

1	8:32:04.457			31.404	23.684	66.575	69.398
2	8:33:16.413	<b>1:11.956</b>	23.957	26.773	21.226	82.341	72.236
3	8:34:28.028	<b>1:11.615</b>	23.291	26.730	21.594	82.442	69.686
4	8:35:38.732	<b>1:10.704</b>	23.233	26.692	20.779	<b>83.157</b>	<b>72.549</b>
5	8:36:49.953	<b>1:11.221</b>	23.952	26.658	20.611	83.054	71.013
6	8:38:00.758	<b>1:10.805</b>	22.849	27.215	20.741	78.950	72.392
7	8:39:10.792	<b>1:10.034</b>	23.248	<b>25.667</b>	21.119	83.157	69.977
8	8:40:20.308	<b>1:09.516</b>	<b>22.815</b>	26.109	<b>20.592</b>	82.849	71.850
9	8:41:43.645	<b>1:23.337</b>	25.385	29.736	28.216	71.315	23.789

#### (44) Robert KERR

1	8:32:07.997			33.033	27.185	57.752	66.575
2	8:33:21.237	<b>1:13.240</b>	24.368	27.310	21.562	80.272	70.714
3	8:34:46.173	<b>1:24.936</b>	23.548	37.824	23.564	73.262	67.445
4	8:36:02.325	<b>1:16.152</b>	25.866	28.143	22.143	79.890	<b>72.004</b>
5	8:37:14.042	<b>1:11.717</b>	22.776	27.712	21.229	79.511	71.620
6	8:38:24.365	<b>1:10.323</b>	23.161	26.261	20.901	81.639	71.467
7	8:39:33.889	<b>1:09.524</b>	<b>22.706</b>	<b>26.161</b>	<b>20.657</b>	<b>81.938</b>	71.927
8	8:40:48.150	<b>1:14.261</b>	24.081	28.638	21.542	76.694	71.850

#### (57) Alec TOWNLEY

1	8:32:02.785			34.769	25.213	70.050	36.041
2	8:34:08.226	<b>2:05.441</b>	1:17.173	27.521	<b>20.747</b>	<b>82.341</b>	<b>71.315</b>
3	8:35:23.900	<b>1:15.674</b>	<b>22.176</b>	<b>26.849</b>	26.649	74.070	44.501
4	8:37:36.852	<b>2:12.952</b>	1:12.155	32.424	28.373	65.921	38.000
5	8:40:36.976	<b>3:00.124</b>	1:44.572	38.648	36.904	44.092	30.882

#### (28) David TAYLOR

1	8:32:24.640			<b>33.649</b>	<b>25.125</b>	<b>67.310</b>	<b>64.964</b>
2	8:33:54.880	<b>1:30.240</b>	<b>26.988</b>	33.663	29.589	67.310	59.811
3	8:35:26.063	<b>1:31.183</b>	30.021	34.890	26.272	60.349	35.867

Clerk of the Course :

Sig : Time :

Chief Timekeeper : Ian Sharp (SMART Timing)

Results available at [www.mylaps.com](http://www.mylaps.com) and [www.smart-timing.co.uk](http://www.smart-timing.co.uk)

Printed: 12/09/2016 18:29:13

Orbits





## SMRC Super Touring Car Festival

Scottish Fiesta Championship

Knockhill 1.267 miles

Race 9 - 1st Race

11/09/2016 10:10

Race (12 Laps) started at 10:13:45

POLE POSITION

2	1 Wayne MacCAULAY 1:01.828
4	52 Dave COLVILLE 1:02.139
6	61 Peter CRUICKSHANK 1:02.554
8	25 Andrew CHRISTIE 1:03.563
10	50 Jim DEANS 1:04.400
12	11 David BIRRELL 1:04.533
14	22 Gavin BUTTERWORTH 1:05.251
16	81 Graeme CUTHBERT 1:09.516
18	57 Alec TOWNLEY 1:15.674

1	7 Kevin WHYTE 1:01.603
3	51 Chris MILFORD 1:01.847
5	55 Stephen WARD 1:02.392
7	77 Reis ROBERTSON 1:02.912
9	24 Steven GRAY 1:04.351
11	18 Barry FARQUHARSON 1:04.446
13	19 Josh ORR 1:04.900
15	98 Gordon HASTON 1:07.718
17	44 Robert KERR 1:09.524
19	28 David TAYLOR 1:30.240

1  
2  
3  
4  
5  
6  
7  
8  
9  
10

Clerk of the Course :

Sig : Time :

Chief Timekeeper : Ian Sharp (SMART Timing)

Results available at [www.mylaps.com](http://www.mylaps.com) and [www.smart-timing.co.uk](http://www.smart-timing.co.uk)

Printed: 12/09/2016 18:31:14

Orbits







# Qualifying Results



Bulletin No. \_\_\_\_\_

## SMRC Super Touring Car Festival

Sorted on best lap time

Scottish Classics Championship

Knockhill 1.267 miles

Qualifying 8

11/09/2016 08:50

Practice (10:00 Time) started at 8:45:38

Pos	No.	Name	Make/Model	CC	Class Code	Laps	Best Tm	Diff	Best Speed	2nd Best
1	39	Harry SIMPSON	Ginetta G4R	1851	CG	10	57.761		78.961	58.179
2	49	Raymond BOYD	Porsche 911	2998	CD	10	59.325	1.564	76.879	59.643
3	63	John KINMOND	Rover 3500	3500	CE	9	59.471	1.710	76.690	1:00.252
4	3	Alistair BAPTIE	MGB V8	3498	CE	8	1:00.576	2.815	75.291	1:01.214
5	57	Bruce MITCHELL	Lotus Europa TC	1800	CB	9	1:01.253	3.492	74.459	1:01.709
6	21	Jimmy CROW	Ford Escort	2000	CB	5	1:01.414	3.653	74.264	1:01.801
7	35	Ian BLACKLIN	Ford Capri	3000	CD	9	1:02.586	4.825	72.873	1:03.818
8	6	George LEITCH	Ford Fiesta	1400	CB	9	1:03.198	5.437	72.167	1:03.718
9	81	James BRAID	Alfa Romeo Junior GT	1982	CB	9	1:03.328	5.567	72.019	1:04.033
10	27	Mario FERRARI	Alfa Sprint Trofeo	1498	CA	5	1:04.992	7.231	70.175	1:05.067
11	20	William CONWAY	Mini Clubman GT	1380	CA	8	1:07.119	9.358	67.952	1:07.578

Clerk of the Course :

Orbits

Sig : Time :

Chief Timekeeper : Ian Sharp (SMART Timing)

Results available at [www.mylaps.com](http://www.mylaps.com) and [www.smart-timing.co.uk](http://www.smart-timing.co.uk)

Printed: 12/09/2016 18:24:28





## SMRC Super Touring Car Festival

### Scottish Classics Championship

Knockhill 1.267 miles

### Qualifying 8

11/09/2016 08:50

Practice (10:00 Time) started at 8:45:38

Lap	Time of Day	Lap Tm	S1	S2	S3	S3Spd	SFSpd	Lap	Time of Day	Lap Tm	S1	S2	S3	S3Spd	SFSpd
<b>(39) Harry SIMPSON</b>															
1	8:46:53.496			24.345	17.591	105.349	95.323	1	8:47:03.171			26.574	20.719	83.989	82.341
2	8:47:52.441	<b>58.945</b>	19.341	22.547	17.057	108.064	97.540	2	8:48:10.572	<b>1:07.401</b>	22.296	25.786	19.319	90.564	83.054
3	8:48:51.456	<b>59.015</b>	19.570	22.246	17.199	108.941	96.419	3	8:49:15.819	<b>1:05.247</b>	21.934	24.226	19.087	92.562	83.054
4	8:49:49.949	<b>58.493</b>	19.318	<b>21.905</b>	17.270	108.238	96.281	4	8:50:21.292	<b>1:05.473</b>	21.915	23.566	19.992	92.562	<b>84.839</b>
5	8:50:47.710	<b>57.761</b>	<b>18.891</b>	22.036	16.834	108.064	98.111	5	8:51:25.010	<b>1:03.718</b>	<b>20.862</b>	23.558	19.298	93.726	84.200
6	8:51:45.889	<b>58.179</b>	19.049	22.115	17.015	108.413	96.976	6	8:55:36.923	<b>2:56.227</b>		24.359	19.170	93.857	82.951
7	8:55:48.073	<b>2:41.095</b>		22.353	<b>16.790</b>	108.764	97.540	7	8:56:40.121	<b>1:03.198</b>		23.538	<b>19.051</b>	94.385	81.938
8	8:56:46.963	<b>58.890</b>		22.860	17.139	<b>109.832</b>	97.682	8	8:57:43.859	<b>1:03.738</b>	20.926	23.664	19.148	92.947	81.739
9	8:57:45.385	<b>58.422</b>	19.327	22.097	16.998	109.296	<b>98.398</b>	9	8:58:48.383	<b>1:04.524</b>	21.923	<b>23.453</b>	19.148	<b>94.919</b>	82.849
10	8:58:43.573	<b>58.188</b>	19.145	22.094	16.949	108.588	97.257								
<b>(49) Raymond BOYD</b>															
1	8:46:49.836			26.427	19.189	96.419	92.181								
2	8:47:51.802	<b>1:01.966</b>	20.703	23.301	17.962	103.882	93.595								
3	8:48:51.753	<b>59.951</b>	19.778	<b>22.477</b>	17.696	104.692	<b>94.785</b>								
4	8:49:51.918	<b>1:00.165</b>	19.710	22.627	17.828	104.856	93.595								
5	8:50:52.177	<b>1:00.259</b>	19.692	22.880	17.687	104.204	93.465								
6	8:51:52.103	<b>59.926</b>	19.771	22.624	17.531	104.529	93.726								
7	8:55:34.849	<b>2:20.062</b>		23.092	17.671	101.066	93.988								
8	8:56:34.174	<b>59.325</b>	<b>19.286</b>	22.606	<b>17.433</b>	<b>105.184</b>	93.465								
9	8:57:33.946	<b>59.772</b>	19.525	22.739	17.508	103.402	93.988								
10	8:58:33.589	<b>59.643</b>	19.377	22.563	17.703	103.561	93.857								
<b>(6) George LEITCH</b>															
<b>(81) James BRAID</b>															
<b>(27) Mario FERRARI</b>															
<b>(20) William CONWAY</b>															
<b>(3) Alistair BAPTIE</b>															
<b>(57) Bruce MITCHELL</b>															
<b>(21) Jimmy CROW</b>															
<b>(35) Ian BLACKLIN</b>															

Clerk of the Course :

Sig : Time :

Chief Timekeeper : Ian Sharp (SMART Timing)

Results available at [www.mylaps.com](http://www.mylaps.com) and [www.smart-timing.co.uk](http://www.smart-timing.co.uk)

Orbits





## SMRC Super Touring Car Festival

Scottish Classics Championship

Knockhill 1.267 miles

Race 10 - 1st Race

11/09/2016 10:35

Race (12 Laps) started at 10:39:03

POLE POSITION

<b>2</b> 49 Raymond BOYD 59.325
<b>4</b> 3 Alistair BAPTIE 1:00.576
<b>6</b> 21 Jimmy CROW 1:01.414
<b>8</b> 6 George LEITCH 1:03.198
<b>10</b> 27 Mario FERRARI 1:04.992

<b>1</b> 39 Harry SIMPSON 57.761
<b>3</b> 63 John KINMOND 59.471
<b>5</b> 57 Bruce MITCHELL 1:01.253
<b>7</b> 35 Ian BLACKLIN 1:02.586
<b>9</b> 81 James BRAID 1:03.328
<b>11</b> 20 William CONWAY 1:07.119

1  
2  
3  
4  
5  
6

Clerk of the Course :

Sig : Time :

Chief Timekeeper : Ian Sharp (SMART Timing)

Results available at [www.mylaps.com](http://www.mylaps.com) and [www.smart-timing.co.uk](http://www.smart-timing.co.uk)

Printed: 12/09/2016 18:25:44

Orbits



## SMRC Super Touring Car Festival

Sorted on best lap time

Celtic Speed Mini Cooper Cup

Knockhill 1.267 miles

Qualifying 9

11/09/2016 09:05

Practice (10:00 Time) started at 9:02:43

Pos	No.	Name	Make/Model	CC	Class Code	Laps	Best Tm	Diff	Best Speed	2nd Best
1	8	Hannah CHAPMAN	Mini Cooper	1600	SM L	9	1:02.995		72.400	1:03.061
2	75	Michael COURTS	Mini Cooper	1600	SM	8	1:03.047	0.052	72.340	1:03.260
3	11	Morgan MURRAY	Mini Cooper	1600	SM	8	1:03.058	0.063	72.328	1:03.179
4	23	Ian MUNRO	Mini Cooper	1600	SM	9	1:03.108	0.113	72.270	1:03.111
5	24	John DUNCAN	Mini Cooper	1600	SMN	9	1:03.114	0.119	72.264	1:03.207
6	17	Vic COVEY Jnr	Mini Cooper	1600	Guest	9	1:03.247	0.252	72.112	1:03.383
7	67	Mark GERAGHTY	Mini Cooper	1600	SMN	9	1:03.259	0.264	72.098	1:03.292
8	3	Jock BORTHWICK	Mini Cooper	1600	SM	8	1:03.274	0.279	72.081	1:03.506
9	87	Paul BELL	Mini Cooper	1600	SM	8	1:03.289	0.294	72.064	1:03.306
10	33	Dylan O'DONNELL	Mini Cooper	1600	SMN	8	1:03.327	0.332	72.020	1:03.423
11	61	Malcolm McNAB	Mini Cooper	1600	SM	9	1:03.434	0.439	71.899	1:03.580
12	4	Dominic WHEATLEY	Mini Cooper	1600	SMN	9	1:03.449	0.454	71.882	1:03.524
13	30	Callum DRYBURGH	Mini Cooper	1600	SM	9	1:03.451	0.456	71.880	1:03.699
14	91	Robbie DALGLEISH	Mini Cooper	1600	SMN	9	1:03.552	0.557	71.765	1:03.566
15	5	Des WHEATLEY	Mini Cooper	1600	SM	9	1:03.725	0.730	71.571	1:03.943
16	6	Daniel DREELAN	Mini Cooper	1600	SM	9	1:03.792	0.797	71.495	1:04.147
17	12	Allan PATERSON	Mini Cooper	1600	SMN	9	1:03.835	0.840	71.447	1:03.888
18	9	Martin McGEOUGH	Mini Cooper	1600	SMN	9	1:03.874	0.879	71.404	1:04.028
19	98	Brandon WALSH	Mini Cooper	1600	SMN	8	1:04.035	1.040	71.224	1:04.079
20	7	Jonny DREELAN	Mini Cooper	1600	SMN	8	1:04.071	1.076	71.184	1:04.087
21	26	William BLAKE	Mini Cooper	1600	SM	8	1:04.138	1.143	71.110	1:04.159
22	10	Neal ROBERTSON	Mini Cooper	1600	SMN	8	1:04.166	1.171	71.079	1:04.211
23	96	Taelor SHAND	Mini Cooper	1600	SMN L	9	1:04.168	1.173	71.077	1:04.297
24	54	Ray McDOWALL	Mini Cooper	1600	SM	8	1:04.380	1.385	70.842	1:04.696
25	34	Craig BLAKE	Mini Cooper	1600	Guest	2	1:05.773	2.778	69.342	
26	35	Chris BLACKHALL	Mini Cooper	1600	Guest	8	1:06.416	3.421	68.671	1:06.599

### Announcements

Car No's 3 &amp; 75 - No working transponders - Please fix before racing.

Clerk of the Course :

Sig : Time :

Chief Timekeeper : Ian Sharp (SMART Timing)

 Results available at [www.mylaps.com](http://www.mylaps.com) and [www.smart-timing.co.uk](http://www.smart-timing.co.uk)

Orbits



## SMRC Super Touring Car Festival

### Celtic Speed Mini Cooper Cup

Knockhill 1.267 miles

#### Qualifying 9

11/09/2016 09:05

#### Practice (10:00 Time) started at 9:02:43

Lap	Time of Day	Lap Tm	S1	S2	S3	S3Spd	SFSpd	Lap	Time of Day	Lap Tm	S1	S2	S3	S3Spd	SFSpd
<b>(8) Hannah CHAPMAN</b>															
1	9:03:53.179			25.333	20.077	81.938	75.233	9	9:23:45.439	1:03.449	20.300	23.631	19.518	86.590	75.657
2	9:04:57.970	1:04.791	20.836	24.359	19.596	84.518	74.981	1	9:04:41.706						
3	9:06:03.345	1:05.375	20.750	23.669	20.956	86.257	71.543	2	9:05:45.659	1:03.953					
4	9:18:23.137	10:52.051		24.067	19.743	86.368	75.914	3	9:18:23.761	11:08.431					
5	9:19:26.475	1:03.338		23.556	19.241	87.837	76.958	4	9:19:28.226	1:04.465					
6	9:20:29.536	1:03.061	20.397	23.443	19.221	87.722	76.870	5	9:20:31.754	1:03.528					
7	9:21:33.726	1:04.190	20.376	24.459	19.355	87.040	76.870	6	9:21:35.652	1:03.898					
8	9:22:36.721	1:02.995	20.283	23.533	19.179	87.608	77.135	7	9:22:38.926	1:03.274					
9	9:23:49.061	1:12.340	20.680	28.127	23.533	64.964	39.850	8	9:23:42.432	1:03.506					
<b>(75) Michael COURTS</b>															
1	9:04:33.904							9	9:23:45.439	1:03.449	20.300	23.631	19.518	86.590	75.657
2	9:05:37.913	1:04.009						1	9:04:41.706						
3	9:18:54.945	12:13.692						2	9:05:45.659	1:03.953					
4	9:19:58.699	1:03.754						3	9:18:23.761	11:08.431					
5	9:21:01.746	1:03.047						4	9:19:28.226	1:04.465					
6	9:22:05.314	1:03.568						5	9:20:31.754	1:03.528					
7	9:23:08.574	1:03.260						6	9:21:35.652	1:03.898					
8	9:24:11.937	1:03.363						7	9:22:38.926	1:03.274					
8	9:24:11.937	1:03.363						8	9:23:42.432	1:03.506					
<b>(11) Morgan MURRAY</b>															
1	9:04:58.462		29.571	19.869	82.139	76.694		9	9:23:45.439	1:03.449	20.300	23.631	19.518	86.590	75.657
2	9:06:02.468	1:04.006	20.693	23.616	19.697	87.952	76.607	1	9:04:41.706						
3	9:18:22.260	10:57.341	24.738	19.675	80.658	76.519		2	9:05:45.659	1:03.953					
4	9:19:25.439	1:03.179		23.355	19.209	88.416	77.581	3	9:18:23.761	11:08.431					
5	9:20:28.497	1:03.058	20.263	23.329	19.466	88.884	77.135	4	9:19:28.226	1:04.465					
6	9:21:33.061	1:04.564	21.023	24.243	19.298	87.722	76.870	5	9:20:31.754	1:03.528					
7	9:22:36.301	1:03.240	20.326	23.505	19.409	87.266	76.782	6	9:21:35.652	1:03.898					
8	9:23:39.701	1:03.400	20.509	23.504	19.387	87.722	76.870	7	9:22:38.926	1:03.274					
8	9:23:39.701	1:03.400	20.509	23.504	19.387	87.722	76.870	8	9:23:42.432	1:03.506					
<b>(23) Ian MUNRO</b>															
1	9:03:56.120		24.793	19.642	84.095	75.402		9	9:23:45.439	1:03.449	20.300	23.631	19.518	86.590	75.657
2	9:04:59.984	1:03.864	20.768	23.869	19.227	86.146	76.259	1	9:04:41.706						
3	9:06:03.313	1:03.329	20.406	23.633	19.290	87.040	76.519	2	9:05:45.659	1:03.953					
4	9:18:21.604	10:52.456		23.927	19.400	85.815	76.086	3	9:18:23.761	11:08.431					
5	9:19:25.025	1:03.421		23.688	19.271	86.702	76.432	4	9:19:28.226	1:04.465					
6	9:20:28.133	1:03.108	20.178	23.612	19.318	87.153	76.870	5	9:20:31.754	1:03.528					
7	9:21:31.923	1:03.790	20.851	23.656	19.283	86.702	76.432	6	9:21:35.652	1:03.898					
8	9:22:35.034	1:03.111	20.217	23.611	19.283	86.814	76.607	7	9:22:38.926	1:03.274					
9	9:23:38.613	1:03.579	20.499	23.676	19.404	86.257	75.572	8	9:23:42.432	1:03.506					
9	9:23:38.613	1:03.579	20.499	23.676	19.404	86.257	75.572	9	9:23:42.432	1:03.506					
<b>(61) Malcolm McNAB</b>															
1	9:03:57.658			25.602	19.962	84.518	73.907	1	9:04:41.706						
2	9:05:02.023	1:04.365	21.024	23.826	19.515	85.596	74.647	2	9:05:45.659	1:03.953	20.552	24.093	19.346	86.146	76.086
3	9:06:06.507	1:04.484	20.597	23.635	20.252	85.706	69.542	3	9:18:23.761	12:11.548		24.131	20.061	84.732	75.233
4	9:18:25.154	10:48.626		23.797	19.726	86.146	75.317	4	9:19:28.226	1:03.676		23.706	19.295	85.815	75.572
5	9:19:29.833	1:04.679	20.865	23.767	20.047	86.035	73.422	5	9:20:31.754	1:03.477	20.521	23.672	19.284	85.815	75.742
6	9:20:35.072	1:05.239	21.633	23.908	19.698	84.946	75.317	6	9:21:35.652	1:03.306	20.396	23.657	19.253	85.925	76.345
7	9:21:38.963	1:03.891	20.528	23.590	19.773	86.257	76.000	7	9:22:38.926	1:03.450	20.382	23.791	19.277	85.925	75.828
8	9:22:42.543	1:03.580	20.446	23.676	19.458	86.702	76.000	8	9:23:42.432	1:03.289	20.381	23.618	19.290	86.035	75.487
9	9:23:45.977	1:03.434	20.259	23.734	19.441	86.368	76.086	9	9:23:42.432	1:03.506					
9	9:23:45.977	1:03.434	20.259	23.734	19.441	86.368	76.086	9	9:23:42.432	1:03.506					
<b>(24) John DUNCAN</b>															
1	9:03:59.519		26.136	20.061	83.989	76.259		1	9:04:41.706						
2	9:05:03.188	1:03.669	20.895	23.545	19.229	87.837	77.047	2	9:05:45.659	1:03.953	21.895	24.533	20.318	85.815	74.481
3	9:06:06.395	1:03.207	20.545	23.406	19.256	88.416	76.259	3	9:18:23.761	1:03.615	20.549	23.625	19.441	86.368	75.487
4	9:18:24.492	10:49.705		23.769	19.411	87.837	76.172	4	9:19:28.226	1:03.400		23.762	20.068	86.479	75.064
5	9:19:27.775	1:03.283	23.454	19.220	88.416	76.607		5	9:20:31.754	1:03.538	20.568	23.681	19.289	86.814	75.914
6	9:20:31.076	1:03.301	20.454	23.613	19.234	86.814	76.432	6	9:21:35.652	1:03.620	20.666	23.434	19.520	86.927	75.828
7	9:21:35.118	1:04.042	20.344	24.439	19.259	85.487	76.870	7	9:22:38.926	1:03.830	20.567	23.800	19.463	86.814	75.233
8	9:22:38.232	1:03.114	20.236	23.561	19.317	86.814	76.694	8	9:22:42.543	1:03.580	20.446	23.676	19.458	86.702	75.402
9	9:23:41.462	1:03.230	20.319	23.594	19.317	86.368	76.607	9	9:23:45.977	1:03.434	20.259	23.734	19.441	86.368	76.086
9	9:23:41.462	1:03.230	20.319	23.594	19.317	86.368	76.607	9	9:23:45.977	1:03.434	20.259	23.734	19.441	86.368	76.086
<b>(17) Vic COVEY Jnr</b>															
1	9:03:58.936		26.064	20.061	84.306	73.502		1	9:04:00.561			25.698	20.092	85.270	75.828
2	9:05:02.564	1:03.628	20.531	23.512	19.585	87.040	75.148	2	9:05:05.080	1:04.519	20.897	24.121	19.501	86.146	75.572
3	9:06:06.685	1:04.121	20.358	23.590	20.173	87.266	60.078	3	9:06:08.926	1:03.846	20.677	23.764	19.405	86.257	75.828
4	9:18:54.379	11:07.827		25.586	19.880	85.162	74.399	4	9:18:28.736	10:47.694		24.144	19.702	85.270	75.148
5	9:19:57.809	1:03.430	20.545	23.394	19.491	86.702	75.148	5	9:19:32.435	1:03.699	20.592	23.668	19.439	85.925	76.086
6	9:21:01.296	1:03.487	20.366	23.553	19.568	86.368	75.402	6	9:20:35.886	1:03.451	20.358	23.633	19.460	86.702	76.432
7	9:22:04.727	1:03.431	20.402	23.481	19.548	86.590	75.148	7	9:21:42.048	1:06.162	21.448	24.949	19.765	85.379	75.914
8	9:23:07.974	1:03.247	20.322	23.373	19.552	87.266	74.564	8	9:22:46.000	1:03.952	20.555	23.837	19.560	85.379	75.657
9	9:24:11.357	1:03.383	20.365	23.409	19.609	86.479	75.317	9	9:23:49.872	1:03.872	20.477	23.735	19.660	86.479	76.000
9	9:24:11.357	1:03.383	20.365	23.409	19.609	86.479	75.317	9	9:23:49.872	1:03.872	20.477	23.735	19.660	86.479	76.000
<b>(30) Callum DRYBURGH</b>															
1	9:04:00.561			25.698	20.092	85.270	75.828	1	9:04:00.561			25.698	20.092	85.270	75.828
2	9:05:05.080	1:04.519	20.897	24.121	19.501	86.146	75.572	2	9:05:05.080	1:04.519	20.897	24.121	19.501	86.146	75.572
3	9:06:08.926	1:03.846	20.677	23.764	19.405	86.257	75.828	3	9:06:08.926	1:03.846	20.677	23.764	19.405	86.257	75.828
4	9:18:28.736	10:47.694		24.144	19.702	85.270	75.148	4	9:18:28.736	10:47.694		24.144	19.702	85.270	75.148
5	9:19:32.435	1:03.699	20.592	23.668	19.439	85.925	76.086	5	9:19:32.435	1:03.699	20.592	23.668	19.439	85.925	76.086
6	9:20:35.886	1:03.451	20.358	23.633	19.460	86.7									

## SMRC Super Touring Car Festival

### Celtic Speed Mini Cooper Cup

### Qualifying 9

Knockhill 1.267 miles

11/09/2016 09:05

Practice (10:00 Time) started at 9:02:43

Lap	Time of Day	Lap Tm	S1	S2	S3	S3Spd	SFSpd
9	9:24:04.177	<b>1:03.552</b>	20.424	23.599	19.529	86.814	75.233

(5) Des WHEATLEY

1	9:04:07.565			24.420	19.622	86.368	75.742
2	9:05:11.508	<b>1:03.943</b>	20.962	<b>23.603</b>	<b>19.378</b>	<b>87.040</b>	75.828
3	9:06:15.924	<b>1:04.416</b>	20.636	23.821	19.959	83.780	74.981
4	9:18:46.455	<b>10:46.244</b>		25.064	19.510	85.925	75.914
5	9:19:50.966	<b>1:04.511</b>	20.794	24.216	19.501	85.162	76.172
6	9:20:54.691	<b>1:03.725</b>	<b>20.602</b>	23.652	19.471	87.040	<b>76.519</b>
7	9:22:05.574	<b>1:10.883</b>	21.097	28.943	20.843	76.870	75.828
8	9:23:09.574	<b>1:04.000</b>	20.608	23.852	19.540	86.814	76.000
9	9:24:17.232	<b>1:07.658</b>	20.691	24.795	22.172	85.706	30.365

(6) Daniel DREELAN

1	9:04:04.334			25.586	19.896	84.306	74.981
2	9:05:09.166	<b>1:04.832</b>	21.279	23.975	19.578	86.257	<b>75.487</b>
3	9:06:13.854	<b>1:04.688</b>	20.934	24.148	19.606	86.035	75.317
4	9:18:34.805	<b>10:41.526</b>		24.174	19.668	86.035	74.730
5	9:19:39.388	<b>1:04.583</b>	21.094	23.936	19.553	85.925	75.233
6	9:20:43.535	<b>1:04.147</b>	20.796	23.754	19.597	86.035	75.317
7	9:21:48.715	<b>1:05.180</b>	21.066	24.661	<b>19.453</b>	<b>86.479</b>	75.487
8	9:22:52.507	<b>1:03.792</b>	<b>20.533</b>	<b>23.752</b>	19.507	86.257	74.981
9	9:23:57.248	<b>1:04.741</b>	20.822	24.199	19.720	85.162	74.399

(12) Allan PATERSON

1	9:04:02.920			25.468	20.244	84.946	73.182
2	9:05:07.666	<b>1:04.746</b>	21.022	24.036	19.688	85.487	74.070
3	9:06:11.794	<b>1:04.128</b>	20.710	23.826	19.592	86.146	74.730
4	9:18:32.923	<b>10:43.395</b>		24.316	19.644	85.270	<b>75.233</b>
5	9:19:36.758	<b>1:03.835</b>	20.607	23.811	19.417	86.035	75.148
6	9:20:40.851	<b>1:04.093</b>	20.851	23.828	<b>19.414</b>	<b>87.153</b>	75.064
7	9:21:45.117	<b>1:04.266</b>	20.793	<b>23.760</b>	19.713	87.153	74.813
8	9:22:49.005	<b>1:03.888</b>	<b>20.449</b>	23.862	19.577	86.927	74.234
9	9:23:53.031	<b>1:04.026</b>	20.631	23.830	19.565	87.040	74.316

(9) Martin McGEOUGH

1	9:04:01.353			25.390	20.031	85.815	75.402
2	9:05:05.962	<b>1:04.609</b>	20.854	24.174	19.581	86.814	75.742
3	9:06:10.586	<b>1:04.624</b>	20.828	24.352	19.444	86.368	<b>76.000</b>
4	9:18:32.286	<b>10:47.905</b>		24.646	19.557	85.815	75.148
5	9:19:36.386	<b>1:04.100</b>	20.728	24.011	19.361	86.702	75.317
6	9:20:40.622	<b>1:04.236</b>	20.736	23.934	19.566	86.479	75.402
7	9:21:44.496	<b>1:03.874</b>	20.713	23.818	19.343	<b>86.927</b>	76.000
8	9:22:48.524	<b>1:04.028</b>	<b>20.647</b>	24.060	<b>19.321</b>	86.257	75.572
9	9:23:52.591	<b>1:04.067</b>	20.725	<b>23.817</b>	19.525	86.702	75.317

(98) Brandon WALSH

1	9:04:44.017			25.962	21.624	74.152	74.981
2	9:05:48.274	<b>1:04.257</b>	20.760	23.973	19.524	85.379	75.402
3	9:18:18.234	<b>11:06.721</b>		24.409	19.738	83.989	74.981
4	9:19:22.313	<b>1:04.079</b>		23.825	19.566	85.596	75.402
5	9:20:26.571	<b>1:04.258</b>	20.728	23.891	19.639	85.054	75.233
6	9:21:30.606	<b>1:04.035</b>	<b>20.535</b>	23.991	<b>19.509</b>	85.596	75.572
7	9:22:34.750	<b>1:04.144</b>	20.619	<b>23.808</b>	19.717	85.270	74.730
8	9:23:39.351	<b>1:04.601</b>	21.097	23.927	19.577	<b>86.035</b>	<b>75.828</b>

(7) Jonny DREELAN

1	9:04:38.449			26.630	21.799	74.730	73.182
2	9:05:44.038	<b>1:05.589</b>	21.747	24.040	19.802	<b>86.590</b>	76.000
3	9:18:18.688	<b>11:24.582</b>		25.698	19.880	85.270	76.086
4	9:19:23.444	<b>1:04.756</b>		<b>23.674</b>	19.800	86.590	75.148
5	9:20:27.750	<b>1:04.306</b>	20.640	23.926	19.740	85.815	75.914
6	9:21:36.268	<b>1:08.518</b>	21.614	27.043	19.861	81.048	<b>76.607</b>
7	9:22:40.339	<b>1:04.071</b>	<b>20.553</b>	23.913	<b>19.605</b>	86.368	75.742
8	9:23:44.426	<b>1:04.087</b>	20.662	23.762	19.663	85.596	75.572

(26) William BLAKE

1	9:04:38.081			28.940	22.343	69.542	72.706
2	9:05:43.134	<b>1:05.053</b>	21.175	24.054	19.824	84.946	<b>74.399</b>
3	9:18:12.891	<b>11:20.749</b>		23.830	19.775	85.270	73.826
4	9:19:17.071	<b>1:04.180</b>		<b>23.584</b>	19.732	<b>85.487</b>	74.316
5	9:20:21.230	<b>1:04.159</b>	20.725	23.698	19.736	85.487	74.234
6	9:21:25.578	<b>1:04.348</b>	<b>20.700</b>	23.778	19.870	84.839	73.989
7	9:22:30.036	<b>1:04.458</b>	20.756	23.694	20.008	84.839	73.989

Lap	Time of Day	Lap Tm	S1	S2	S3	S3Spd	SFSpd
8	9:23:34.174	<b>1:04.138</b>	20.726	23.705	<b>19.707</b>	84.412	74.152

(10) Neal ROBERTSON

1	9:04:48.294					27.766	20.902	80.950	75.148
2	9:05:58.649	<b>1:10.355</b>	21.434	27.399	21.522	72.081	75.657		
3	9:18:49.572	<b>11:28.955</b>		25.450	20.604	85.596	<b>76.000</b>		
4	9:19:53.870	<b>1:04.298</b>		24.029	19.657	85.706	75.657		
5	9:20:58.081	<b>1:04.211</b>	20.541	24.085	19.585	85.162	75.487		
6	9:22:02.319	<b>1:04.238</b>	20.661	24.170	<b>19.407</b>	86.146	75.828		
7	9:23:11.134	<b>1:08.815</b>	21.610	27.450	19.755	84.518	75.402		
8	9:24:15.300	<b>1:04.166</b>	<b>20.412</b>	<b>24.005</b>	19.749	<b>86.814</b>	75.402		

(96) Taelor SHAND

1	9:04:11.534			25.984	20.097	83.780	74.647
2	9:05:18.805	<b>1:07.271</b>	22.252	25.067	19.952	84.839	74.981
3	9:06:25.828	<b>1:07.023</b>	21.359	25.393	20.271	79.511	73.989
4	9:18:38.332	<b>10:33.471</b>		24.295	19.905	<b>86.146</b>	75.233
5	9:19:43.181	<b>1:04.849</b>	21.075	24.052	19.722	85.815	75.742
6	9:20:47.349	<b>1:04.168</b>	<b>20.682</b>	23.976	<b>19.510</b>	85.596	<b>75.828</b>
7	9:21:51.646	<b>1:08.297</b>	20.713	<b>23.946</b>	19.638	86.035	74.981
8	9:22:56.439	<b>1:04.793</b>	20.781	24.336	19.676	85.270	75.064
9	9:24:01.467	<b>1:05.028</b>	20.822	24.430	19.776	85.054	74.730

(54) Ray McDOWALL

1	9:04:46.051			25.811	20.124	84.518	75.233
2	9:05:52.611	<b>1:06.560</b>	22.148	24.685	19.727	85.706	75.828
3	9:18:24.706	<b>11:07.200</b>		23.898	20.085	87.040	75.317
4	9:19:29.951	<b>1:05.245</b>		<b>23.869</b>	19.844	<b>88.068</b>	73.502
5	9:20:35.345	<b>1:05.394</b>	21.236	24.338	19.820	86.479	75.317
6	9:21:40.041	<b>1:04.696</b>	21.323	23.894	<b>19.479</b>	87.266	<b>76.519</b>
7	9:22:44.421	<b>1:04.380</b>	<b>20.824</b>	23.981	19.575	85.270	75.657
8	9:23:49.369	<b>1:04.948</b>	21.203	24.087	19.658	86.035	75.402

(34) Craig BLAKE

1	9:04:38.850			26.754	21.505	70.640	75.233
2	9:05:44.623	<b>1:05.773</b>	21.847	<b>23.883</b>	<b>20.043</b>	<b>86.927</b>	<b>75.572</b>

(35) Chris BLACKHALL

1	9:04:17.946			27.757	21.673	81.244	72.549
2	9:05:26.184	<b>1:08.238</b>	21.930	25.709	20.599	83.571	73.342
3	9:18:41.016	<b>10:32.604</b>		25.168	20.318	84.200	73.022
4	9:19:47.432	<b>1:06.416</b>	21.663	24.603	20.150	<b>84.625</b>	73.262
5	9:20:54.031	<b>1:06.599</b>	21.679	25.022	<b>19.898</b>	83.885	74.234
6	9:22:01.286	<b>1:07.255</b>	21.090	25.647	20.518	77.851	73.422
7	9:23:08.575	<b>1:07.289</b>	21.526	25.050	20.713	84.412	<b>74.481</b>
8	9:24:15.799	<b>1:07.224</b>	21.352	25.308	20.564	83.571	73.502

Clerk of the Course :

Sig : \_\_\_\_\_ Time : \_\_\_\_\_  
Chief Timekeeper : Ian Sharp (SMART Timing)

Results available at [www.mylaps.com](http://www.mylaps.com) and [www.smart-timing.co.uk](http://www.smart-timing.co.uk)

Orbits

## SMRC Super Touring Car Festival

Celtic Speed Mini Cooper Cup

Knockhill 1.267 miles

Race 11 - 1st Race

11/09/2016 11:00

Race (12 Laps) started at 11:03:36

## POLE POSITION

<b>2</b>	75 Michael COURTS 1:03.047
<b>4</b>	23 Ian MUNRO 1:03.108
<b>6</b>	17 Vic COVEY Jnr 1:03.247
<b>8</b>	3 Jock BORTHWICK 1:03.274
<b>10</b>	33 Dylan O'DONNELL 1:03.327
<b>12</b>	4 Dominic WHEATLEY 1:03.449
<b>14</b>	91 Robbie DALGLEISH 1:03.552
<b>16</b>	6 Daniel DREELAN 1:03.792
<b>18</b>	9 Martin McGEOUGH 1:03.874
<b>20</b>	7 Jonny DREELAN 1:04.071

<b>1</b>	8 Hannah CHAPMAN 1:02.995
<b>3</b>	11 Morgan MURRAY 1:03.058
<b>5</b>	24 John DUNCAN 1:03.114
<b>7</b>	67 Mark GERAGHTY 1:03.259
<b>9</b>	87 Paul BELL 1:03.289
<b>11</b>	61 Malcolm McNAB 1:03.434
<b>13</b>	30 Callum DRYBURGH 1:03.451
<b>15</b>	5 Des WHEATLEY 1:03.725
<b>17</b>	12 Allan PATERSON 1:03.835
<b>19</b>	98 Brandon WALSH 1:04.035

1  
2  
3  
4  
5  
6  
7  
8  
9  
10

Clerk of the Course :

Sig :                      Time :

Chief Timekeeper : Ian Sharp (SMART Timing)


 Results available at [www.mylaps.com](http://www.mylaps.com) and [www.smart-timing.co.uk](http://www.smart-timing.co.uk)

Orbits



**SMRC Super Touring Car Festival**

Celtic Speed Mini Cooper Cup Knockhill 1.267 miles  
 Race 11 - 1st Race 11/09/2016 11:00  
 Race (12 Laps) started at 11:03:36



<b>22</b>
10 Neal ROBERTSON 1:04.166
<b>24</b>
54 Ray McDOWALL 1:04.380
<b>26</b>
35 Chris BLACKHALL 1:06.416

<b>21</b>
26 William BLAKE 1:04.138
<b>23</b>
96 Taelor SHAND 1:04.168
<b>25</b>
34 Craig BLAKE 1:05.773

**11**  
**12**  
**13**

Clerk of the Course : Orbits

Sig : Time :  
 Chief Timekeeper : Ian Sharp (SMART Timing)  
 Results available at [www.mylaps.com](http://www.mylaps.com) and [www.smart-timing.co.uk](http://www.smart-timing.co.uk)







# Qualifying Results



Bulletin No. \_\_\_\_\_

## SMRC Super Touring Car Festival

Sorted on best lap time


HSCC Super Touring Car Championship

Knockhill 1.267 miles

Warm Up

11/09/2016 09:25

Practice (10:00 Time) started at 9:28:58



Pos	No.	Name	Make/Model	CC	Class Code	Laps	Best Tm	Diff	Best Speed	2nd Best
1	98	John CLELAND	Vauxhall Vectra	1998	ST1	8	55.203		82.619	55.565
2	18	Colin NOBLE Jnr	Vauxhall Vectra	2000	ST1	4	55.636	0.433	81.976	58.264
3	1	Stewart WHYTE	Honda Accord	2000	ST1	5	55.747	0.544	81.813	56.752
4	79	Mark JONES	Renault Laguna	1988	ST1	8	55.775	0.572	81.772	56.451
5	11	Gabrielli TARQUINI	Honda Accord	2000	ST1	6	56.387	1.184	80.885	1:01.359
6	6	Dave JARMAN	Nissan Primera	1988	ST1	6	58.459	3.256	78.018	58.640
7	36	Keith BUTCHER	Audi A4	1988	ST2	9	59.301	4.098	76.910	59.483
8	55	Tom ANDREW	BMW E30 M3	2300	GA2	10	1:00.697	5.494	75.141	1:00.728

Clerk of the Course :

Orbits

Sig : Time :

Chief Timekeeper : Ian Sharp (SMART Timing)

Results available at [www.mylaps.com](http://www.mylaps.com) and [www.smart-timing.co.uk](http://www.smart-timing.co.uk)

Printed: 12/09/2016 18:14:53





## SMRC Super Touring Car Festival

### HSCC Super Touring Car Championship

Knockhill 1.267 miles

### Warm Up

11/09/2016 09:25

### Practice (10:00 Time) started at 9:28:58

Lap	Time of Day	Lap Tm	S1	S2	S3	S3Spd	SFSpd	Lap	Time of Day	Lap Tm	S1	S2	S3	S3Spd	SFSpd
<b>(98) John CLELAND</b>															
1	9:30:13.516			24.007	17.744	105.681	97.257								
2	9:31:13.910	<b>1:00.394</b>	19.808	22.672	17.914	107.717	98.833								
3	9:32:10.982	<b>57.072</b>	18.872	21.676	16.524	110.374	99.419								
4	9:33:06.857	<b>55.875</b>	18.324	21.086	<b>16.465</b>	<b>111.105</b>	99.272								
5	9:34:04.026	<b>57.169</b>	18.554	22.022	16.593	108.238	<b>99.566</b>								
6	9:34:59.591	<b>55.565</b>	17.957	20.995	16.613	109.474	98.688								
7	9:35:54.794	<b>55.203</b>	<b>17.864</b>	<b>20.786</b>	16.553	110.922	98.979								
8	9:37:07.301	<b>1:12.507</b>	21.936	24.934	25.637	92.562	32.944								
<b>(18) Colin NOBLE Jnr</b>															
1	9:30:08.760			23.627	17.564	110.374	99.272								
2	9:31:07.024	<b>58.264</b>	19.518	21.916	16.830	112.033	101.371								
3	9:32:02.660	<b>55.636</b>	17.951	20.927	<b>16.758</b>	113.357	<b>101.678</b>								
4	9:33:01.609	<b>58.949</b>	<b>17.896</b>	<b>20.734</b>	20.319	<b>114.129</b>	41.838								
<b>(1) Stewart WHYTE</b>															
1	9:30:08.963			24.474	17.362	110.374	<b>100.460</b>								
2	9:31:13.370	<b>1:04.407</b>	20.414	25.679	18.314	95.053	99.272								
3	9:32:10.122	<b>56.752</b>	18.511	21.508	16.733	111.105	98.398								
4	9:33:05.869	<b>55.747</b>	<b>18.129</b>	<b>21.043</b>	<b>16.575</b>	<b>112.220</b>	98.979								
5	9:34:11.407	<b>1:05.538</b>	19.294	24.518	21.726	90.077	36.196								
<b>(79) Mark JONES</b>															
1	9:30:07.625			25.786	19.209	95.459	93.988								
2	9:31:08.373	<b>1:00.748</b>	20.720	22.733	17.295	110.193	99.863								
3	9:32:06.118	<b>57.745</b>	19.092	21.739	16.914	111.290	100.914								
4	9:33:02.756	<b>56.638</b>	18.364	21.345	16.929	112.220	101.218								
5	9:34:05.127	<b>1:02.371</b>	18.551	25.287	18.533	77.313	101.371								
6	9:35:01.578	<b>56.451</b>	18.423	21.203	16.825	112.220	101.066								
7	9:35:57.353	<b>55.775</b>	<b>18.183</b>	<b>21.003</b>	<b>16.589</b>	<b>113.549</b>	<b>101.524</b>								
8	9:37:00.278	<b>1:02.925</b>	18.833	21.766	22.326	110.556	32.124								
<b>(11) Gabrielli TARQUINI</b>															
1	9:30:30.635				20.743		85.596								
2	9:31:36.112	<b>1:05.477</b>			18.721		99.125								
3	9:32:37.471	<b>1:01.359</b>			17.224		<b>101.524</b>								
4	9:33:33.858	<b>56.387</b>			<b>16.608</b>		100.762								
5	9:34:42.317	<b>1:08.459</b>			22.630		89.239								
6	9:35:52.613	<b>1:10.296</b>			25.208		31.805								
<b>(6) Dave JARMAN</b>															
1	9:34:09.076			28.607	20.744	89.239	78.672								
2	9:35:16.695	<b>1:07.619</b>	22.461	25.891	19.267	91.179	90.686								
3	9:36:19.245	<b>1:02.550</b>	20.645	24.196	17.709	105.184	97.399								
4	9:37:17.704	<b>58.459</b>	18.928	22.695	<b>16.836</b>	110.739	<b>98.543</b>								
5	9:38:16.344	<b>58.640</b>	<b>18.623</b>	22.298	17.719	108.941	82.645								
6	9:39:15.739	<b>59.395</b>	19.150	<b>21.713</b>	18.532	<b>111.474</b>	43.890								
<b>(36) Keith BUTCHER</b>															
1	9:31:27.392			26.258	17.936	100.762	91.802								
2	9:32:29.467	<b>1:02.075</b>	20.852	23.703	17.520	102.298	93.076								
3	9:33:30.134	<b>1:00.667</b>	19.924	23.563	17.180	103.084	92.562								
4	9:34:30.220	<b>1:00.086</b>	19.660	23.132	17.294	103.721	<b>93.465</b>								
5	9:35:30.055	<b>59.835</b>	19.531	23.138	17.166	103.084	93.465								
6	9:36:29.538	<b>59.483</b>	19.518	22.789	17.176	103.402	93.205								
7	9:37:29.056	<b>59.518</b>	19.605	22.962	<b>16.951</b>	<b>104.692</b>	93.465								
8	9:38:28.357	<b>59.301</b>	<b>19.475</b>	<b>22.695</b>	17.131	104.366	93.465								
9	9:39:30.660	<b>1:02.303</b>	19.594	23.060	19.649	103.721	35.544								
<b>(55) Tom ANDREW</b>															
1	9:30:23.883			27.561	20.323	91.179	86.590								
2	9:31:30.416	<b>1:06.533</b>	22.387	24.431	19.715	98.111	89.716								
3	9:32:33.546	<b>1:03.130</b>	21.270	23.302	18.558	104.204	91.303								
4	9:33:36.156	<b>1:02.610</b>	20.586	23.117	18.907	98.833	89.957								
5	9:34:38.438	<b>1:02.282</b>	20.531	23.336	18.415	102.454	90.932								
6	9:35:39.344	<b>1:00.906</b>	20.262	22.654	<b>17.990</b>	104.856	<b>91.677</b>								
7	9:36:40.345	<b>1:01.001</b>	<b>20.092</b>	22.541	18.368	<b>105.681</b>	90.932								
8	9:37:41.042	<b>1:00.697</b>	20.104	22.567	18.026	103.402	91.179								
9	9:38:41.770	<b>1:00.728</b>	20.110	<b>22.483</b>	18.135	104.529	89.358								
10	9:39:50.760	<b>1:08.990</b>	20.767	24.404	23.819	91.055	34.538								

Clerk of the Course :

Sig : Time :

Chief Timekeeper : Ian Sharp (SMART Timing)

Results available at [www.mylaps.com](http://www.mylaps.com) and [www.smart-timing.co.uk](http://www.smart-timing.co.uk)

Printed: 12/09/2016 18:15:05

Orbits





## SMRC Super Touring Car Festival

Sorted on Laps

Scottish Legends Championship

Knockhill 1.267 miles

Race 8 - Final A

11/09/2016 09:45

Race (10 Laps) started at 9:50:03

Pos	No.	Name	Make/Model	CC	Class Code	Laps	Total Tm	Diff	Best Tm	In Lap	2nd Best
1	1	John PATERSON	Ford Coupe	1250	L	10	10:10.390		59.826	4	59.890
2	6	David HUNTER	Ford Coupe	1250	L	10	10:14.156	3.766	59.624	8	59.882
3	33	Chris GRIEVE	Ford Coupe	1250	Guest	10	10:16.857	6.467	59.938	3	1:00.172
4	22	Ben MASON	Ford Coupe	1250	L	10	10:21.806	11.416	1:00.463	7	1:00.715
5	15	Steven McGILL	Ford Coupe	1250	Guest	10	10:22.493	12.103	1:00.471	7	1:00.673
6	46	Ross McCULLOCH	Ford Coupe	1250	L R	10	10:23.091	12.701	1:00.660	3	1:00.795
7	71	Ryan McLEISH	Ford Coupe	1250	L R	10	10:23.416	13.026	1:00.566	6	1:00.721
8	7	Alan FREELAND	Ford Coupe	1250	LT	10	10:24.094	13.704	1:01.210	3	1:01.257
9	68	Carol BROWN	Ford Coupe	1250	Guest	10	10:29.545	19.155	1:00.783	3	1:01.056
10	31	Errico PALLAZZO	Ford Sedan	1250	L	10	10:40.088	29.698	1:02.653	7	1:02.801
11	85	Mark BEATY	Ford Coupe	1250	L R	10	10:40.374	29.984	1:01.997	7	1:02.199
12	4	Colin McNEILL	Ford Coupe	1250	L	10	11:01.106	50.716	1:02.835	7	1:03.275
13	38	Pino PALAZZO	Ford Sedan	1250	L	9	10:45.461	1 Lap	1:00.674	7	1:00.806

## Not classified

DNF	77	Allan CLARKE	Ford Coupe	1250	L R	4	4:30.901	DNF	1:04.019	4	1:04.904
DNS	17	Billy WAIT	37 Ford	1250	L			DNS		0	
DNS	18	Gary LYNCH	Ford Coupe	1250	L			DNS		0	
DNS	37	Ivor GREENWOOD	Ford Coupe	1250	L			DNS		0	

Margin of Victory	Avg. Speed	Best Lap Tm	Best Speed	Best Lap by
3.766	74.720	59.624	76.493	6 - David HUNTER

Clerk of the Course :

Orbits

Sig :

Time :

Chief Timekeeper : Ian Sharp (SMART Timing)

Results available at [www.mylaps.com](http://www.mylaps.com) and [www.smart-timing.co.uk](http://www.smart-timing.co.uk)

Printed: 12/09/2016 18:48:07





## SMRC Super Touring Car Festival

### Scottish Legends Championship

Knockhill 1.267 miles

### Race 8 - Final A

11/09/2016 09:45

Race (10 Laps) started at 9:50:03

Lap	Time of Day	Lap Tm	S1	S2	S3	S3Spd	SFSpd
(1) John PATERSON							
1	9:51:13.016	<b>1:07.114</b>	24.961	24.258	17.895	100.914	<b>90.809</b>
2	9:52:13.296	<b>1:00.280</b>	19.867	<b>22.337</b>	18.076	<b>101.832</b>	89.477
3	9:53:13.215	<b>59.919</b>	<b>19.363</b>	22.708	17.848	99.272	89.239
4	9:54:13.041	<b>59.826</b>	19.538	22.612	<b>17.676</b>	99.272	89.239
5	9:55:12.962	<b>59.921</b>	19.477	22.561	17.883	98.543	88.183
6	9:56:12.955	<b>59.993</b>	19.629	22.535	17.829	98.254	88.649
7	9:57:13.247	<b>1:00.292</b>	19.587	22.648	18.057	98.543	87.266
8	9:58:13.137	<b>59.890</b>	19.416	22.567	17.907	98.254	88.183
9	9:59:13.204	<b>1:00.067</b>	19.537	22.676	17.854	98.398	88.183
10	10:00:13.466	<b>1:00.262</b>	19.430	22.638	18.194	98.254	84.412

Lap	Time of Day	Lap Tm	S1	S2	S3	S3Spd	SFSpd
(6) David HUNTER							
1	9:51:13.778	<b>1:07.785</b>	24.909	24.655	18.221	<b>102.454</b>	<b>93.857</b>
2	9:52:15.540	<b>1:01.762</b>	20.408	23.497	17.857	102.298	91.928
3	9:53:15.738	<b>1:00.198</b>	19.515	<b>22.370</b>	18.313	102.454	93.205
4	9:54:16.289	<b>1:00.551</b>	19.814	22.814	17.923	101.987	91.427
5	9:55:17.153	<b>1:00.864</b>	19.937	22.969	17.958	99.714	88.299
6	9:56:17.521	<b>1:00.368</b>	19.720	22.616	18.032	100.161	90.686
7	9:57:17.538	<b>1:00.017</b>	19.431	22.705	17.881	100.310	91.179
8	9:58:17.162	<b>59.624</b>	19.517	22.380	<b>17.727</b>	100.310	91.303
9	9:59:17.044	<b>59.882</b>	<b>19.387</b>	22.526	17.969	100.460	90.809
10	10:00:17.232	<b>1:00.188</b>	19.478	22.634	18.076	100.310	90.077

Lap	Time of Day	Lap Tm	S1	S2	S3	S3Spd	SFSpd
(33) Chris GRIEVE							
1	9:51:13.702	<b>1:08.029</b>	24.909	24.499	18.621	98.543	92.435
2	9:52:16.090	<b>1:02.388</b>	20.807	23.244	18.337	101.987	90.932
3	9:53:16.028	<b>59.938</b>	19.668	<b>22.362</b>	<b>17.908</b>	100.460	<b>93.335</b>
4	9:54:17.072	<b>1:01.044</b>	20.222	22.625	18.197	<b>102.611</b>	89.477
5	9:55:17.665	<b>1:00.593</b>	19.771	22.873	17.949	101.218	90.198
6	9:56:18.138	<b>1:00.473</b>	19.916	22.580	17.977	98.688	89.596
7	9:57:18.403	<b>1:00.265</b>	<b>19.559</b>	22.737	17.969	98.979	90.077
8	9:58:18.575	<b>1:00.172</b>	19.622	22.414	18.136	99.125	89.596
9	9:59:19.115	<b>1:00.540</b>	19.714	22.585	18.241	98.833	89.239
10	10:00:19.933	<b>1:00.818</b>	19.777	22.742	18.299	98.111	87.837

Lap	Time of Day	Lap Tm	S1	S2	S3	S3Spd	SFSpd
(22) Ben MASON							
1	9:51:12.998	<b>1:07.376</b>	24.741	23.900	18.735	98.543	87.040
2	9:52:14.668	<b>1:01.670</b>	20.462	22.648	18.560	98.979	87.040
3	9:53:15.869	<b>1:01.201</b>	19.915	22.762	18.524	<b>100.460</b>	89.120
4	9:54:17.336	<b>1:01.467</b>	20.588	22.810	18.069	97.682	<b>90.320</b>
5	9:55:18.821	<b>1:01.485</b>	20.291	22.998	18.196	96.143	87.494
6	9:56:19.536	<b>1:00.715</b>	19.927	<b>22.644</b>	18.144	98.398	87.952
7	9:57:19.999	<b>1:00.463</b>	<b>19.552</b>	22.748	18.163	96.976	88.416
8	9:58:21.005	<b>1:01.006</b>	19.937	23.006	<b>18.063</b>	99.125	88.884
9	9:59:23.367	<b>1:02.362</b>	19.969	23.844	18.549	93.205	85.162
10	10:00:24.882	<b>1:01.515</b>	20.100	23.039	18.376	93.857	84.095

Lap	Time of Day	Lap Tm	S1	S2	S3	S3Spd	SFSpd
(15) Steven McGILL							
1	9:51:12.626	<b>1:07.207</b>	24.631	23.959	18.617	101.218	89.596
2	9:52:14.195	<b>1:01.569</b>	20.409	22.767	18.393	102.611	<b>91.928</b>
3	9:53:15.539	<b>1:01.344</b>	20.180	22.806	18.358	101.218	91.552
4	9:54:17.206	<b>1:01.667</b>	20.468	22.583	18.616	<b>102.768</b>	90.564
5	9:55:18.475	<b>1:01.269</b>	19.837	22.849	18.583	101.371	89.957
6	9:56:19.148	<b>1:00.673</b>	20.094	<b>22.532</b>	<b>18.047</b>	102.454	90.809
7	9:57:19.619	<b>1:00.471</b>	<b>19.684</b>	22.633	18.154	101.371	91.427
8	9:58:20.870	<b>1:01.251</b>	20.164	23.030	18.057	98.979	88.532
9	9:59:24.772	<b>1:03.902</b>	19.914	25.690	18.298	95.731	87.952
10	10:00:25.569	<b>1:00.797</b>	19.878	22.826	18.093	98.833	87.952

Lap	Time of Day	Lap Tm	S1	S2	S3	S3Spd	SFSpd
(46) Ross McCULLOCH							
1	9:51:13.501	<b>1:08.031</b>	25.154	24.862	18.015	<b>102.142</b>	<b>91.802</b>
2	9:52:16.367	<b>1:02.866</b>	20.550	23.622	18.694	98.979	89.957
3	9:53:17.027	<b>1:00.660</b>	20.003	22.772	<b>17.885</b>	98.833	90.809
4	9:54:18.042	<b>1:01.015</b>	19.891	22.773	18.351	100.460	89.477
5	9:55:19.365	<b>1:01.323</b>	19.981	23.078	18.264	99.714	91.303
6	9:56:20.671	<b>1:01.306</b>	20.310	<b>22.702</b>	18.294	99.714	89.002
7	9:57:21.938	<b>1:01.267</b>	19.856	23.255	18.156	96.005	87.153
8	9:58:22.733	<b>1:00.795</b>	<b>19.848</b>	22.855	18.092	97.117	87.722
9	9:59:24.867	<b>1:02.134</b>	20.058	23.859	18.217	98.543	90.442
10	10:00:26.167	<b>1:01.300</b>	20.211	22.921	18.168	98.543	86.927

Lap	Time of Day	Lap Tm	S1	S2	S3	S3Spd	SFSpd
(71) Ryan McLEISH							

Lap	Time of Day	Lap Tm	S1	S2	S3	S3Spd	SFSpd
1	9:51:14.938	<b>1:10.127</b>	26.619	24.777	18.731	97.117	88.299
2	9:52:17.172	<b>1:02.234</b>	20.308	23.527	18.399	97.257	88.649
3	9:53:18.738	<b>1:01.566</b>	20.126	23.123	18.317	98.398	88.416
4	9:54:19.955	<b>1:01.217</b>	19.752	23.066	18.399	95.731	87.380
5	9:55:20.676	<b>1:00.721</b>	19.759	22.703	18.259	97.824	87.494
6	9:56:21.242	<b>1:00.566</b>	19.784	22.629	<b>18.153</b>	98.833	88.416
7	9:57:22.473	<b>1:01.231</b>	19.775	23.225	18.231	98.979	<b>89.477</b>
8	9:58:23.328	<b>1:00.855</b>	19.968	<b>22.527</b>	18.360	98.543	88.416
9	9:59:25.291	<b>1:01.963</b>	<b>19.709</b>	23.801	18.453	97.399	87.040
10	10:00:26.492	<b>1:01.201</b>	20.077	22.824	18.300	<b>99.863</b>	87.040

Lap	Time of Day	Lap Tm	S1	S2	S3	S3Spd	SFSpd
(7) Alan FREELAND							
1	9:51:11.251	<b>1:07.035</b>	25.229	23.371	18.435	<b>100.011</b>	88.767
2	9:52:13.956	<b>1:02.705</b>	20.070	23.201	19.434	97.117	87.722
3	9:53:15.166	<b>1:01.210</b>	20.169	22.726	18.315	98.833	<b>90.077</b>
4	9:54:17.100	<b>1:01.934</b>	20.162	23.070	18.702	97.824	88.183
5	9:55:19.164	<b>1:02.064</b>	20.363	23.310	18.391	100.011	89.003
6	9:56:20.421	<b>1:01.257</b>	20.211	<b>22.654</b>	18.392	98.254	87.266
7	9:57:22.250	<b>1:01.829</b>	20.329	23.295	18.205	97.399	87.837
8	9:58:23.711	<b>1:01.461</b>	20.447	22.840	<b>18.174</b>	96.976	88.532
9	9:59:25.548	<b>1:01.837</b>	<b>19.845</b>	23.646	18.346	97.967	88.299
10	10:00:27.170	<b>1:01.622</b>	20.199	22.996	18.427	96.836	86.927

Lap	Time of Day	Lap Tm	S1	S2	S3	S3Spd	SFSpd
(68) Carol BROWN							
1	9:51:12.068	<b>1:07.278</b>	25.049	23.994	18.235	96.697	87.494
2	9:52:13.938	<b>1:01.870</b>	20.014	23.519	18.337	98.543	88.299
3	9:53:14.721	<b>1:00.783</b>	19.887	<b>22.591</b>	18.305	<b>100.161</b>	85.815
4	9:54:16.218	<b>1:01.497</b>	20.392	22.728	18.377	100.011	<b>90.809</b>
5	9:55:17.514	<b>1:01.296</b>	19.840	23.324	18.132	98.979	87.380
6	9:56:18.570	<b>1:01.056</b>	20.366	22.640	<b>18.050</b>	97.682	88.767
7	9:57:25.185	<b>1:06.615</b>	<b>19.683</b>	22.822	24.110	96.558	85.706
8	9:58:27.376	<b>1:02.191</b>	20.300	23.421	18.470	93.465	86.368
9	9:59:29.897	<b>1:02.521</b>	20.265	23.829	18.427	93.857	85.596
10	10:00:32.621	<b>1:02.724</b>	20.429	23.616	18.679	94.385	84.732

Lap	Time of Day	Lap Tm	S1	S2	S3	S3Spd	SFSpd
(31) Errico PALLAZZO							
1	9:51:14.271	<b>1:09.752</b>	25.544	24.947	19.261	<b>98.254</b>	88.532
2	9:52:17.581	<b>1:03.310</b>	20.590	24.032	18.688	96.419	<b>89.477</b>
3	9:53:20.483	<b>1:02.902</b>	20.474	23.567	18.861	95.731	86.257
4	9:54:23.673	<b>1:03.190</b>					



## SMRC Super Touring Car Festival

Scottish Legends Championship

Knockhill 1.267 miles

Race 8 - Final A

11/09/2016 09:45

Race (10 Laps) started at 9:50:03

Lap	Time of Day	Lap Tm	S1	S2	S3	S3Spd	SFSpd	Lap	Time of Day	Lap Tm	S1	S2	S3	S3Spd	SFSpd
3	9:53:14.630	<b>1:01.198</b>	19.771	23.083	18.344	97.682	87.153								
4	9:54:16.060	<b>1:01.430</b>	20.233	22.856	18.341	97.540	87.494								
5	9:55:18.022	<b>1:01.962</b>	20.562	23.022	18.378	<b>101.218</b>	89.716								
6	9:56:18.832	<b>1:00.810</b>	20.290	<b>22.663</b>	<b>17.857</b>	99.125	<b>90.442</b>								
7	9:57:19.506	<b>1:00.674</b>	<b>19.769</b>	22.782	18.123	100.011	88.183								
8	9:58:20.312	<b>1:00.806</b>	19.976	22.864	17.966	97.257	88.416								
9	10:00:48.537	<b>2:28.225</b>	20.356	1:49.691	18.178	94.785	88.068								
(77) Allan CLARKE															
1	9:51:19.689	<b>1:13.139</b>	26.267	27.061	19.811	<b>96.143</b>	<b>87.952</b>								
2	9:52:25.054	<b>1:05.365</b>	21.506	24.653	19.206	95.595	87.837								
3	9:53:29.958	<b>1:04.904</b>	21.300	<b>24.258</b>	19.346	95.188	87.380								
4	9:54:33.977	<b>1:04.019</b>	<b>20.791</b>	24.258	<b>18.970</b>	95.188	87.952								

Clerk of the Course :

Sig : Time :  
 Chief Timekeeper : Ian Sharp (SMART Timing)

Results available at [www.mylaps.com](http://www.mylaps.com) and [www.smart-timing.co.uk](http://www.smart-timing.co.uk)

Orbits





## SMRC Super Touring Car Festival

## Lapchart

Scottish Legends Championship

Knockhill 1.267 miles

Race 8 - Final A

11/09/2016 09:45

Race (10 Laps) started at 9:50:03

Competitors	Laps											
	0	1	2	3	4	5	6	7	8	9	10	
Colin McNEILL (4)	1	4	38	1	1	1	1	1	1	1	1	1
Mark BEATY (85)	2	85	7	38	38	38	6	6	6	6	6	6
Pino PALAZZO (38)	3	38	68	68	68	68	33	33	33	33	33	33
Alan FREELAND (7)	4	7	15	7	7	6	33	68	38	38	22	22
Errico PALLAZZO (31)	5	31	85	15	15	33	38	38	15	15	15	15
Carol BROWN (68)	6	68	22	22	6	7	15	15	22	22	46	46
Ryan McLEISH (71)	7	71	1	6	22	15	22	22	46	46	71	71
Steven McGILL (15)	8	15	46	33	33	22	7	7	7	71	7	7
Ross McCULLOCH (46)	9	46	33	46	46	46	46	46	71	7	68	68
Ben MASON (22)	10	22	6	85	71	71	71	71	68	68	31	31
Chris GRIEVE (33)	11	33	31	71	31	31	31	31	31	85	85	85
John PATERSON (1)	12	1	71	31	85	85	85	85	85	31	4	4
David HUNTER (6)	13	6	77	77	77	77	4	4	4	4	38	
Allan CLARKE (77)	14	77	4	4	4	4						
-	15											
-	16											
-	17											

Margin of Victory	Avg. Speed	Best Lap Tm	Best Speed	Best Lap by
3.766	74.720	59.624	76.493	6 - David HUNTER

Clerk of the Course :

Sig : Time :  
Chief Timekeeper : Ian Sharp (SMART Timing)

Results available at [www.mylaps.com](http://www.mylaps.com) and [www.smart-timing.co.uk](http://www.smart-timing.co.uk)

Printed: 12/09/2016 18:48:31

Orbits





## SMRC Super Touring Car Festival

Sorted on Laps

Scottish Fiesta Championship

Knockhill 1.267 miles

Race 9 - 1st Race

11/09/2016 10:10

Race (12 Laps) started at 10:13:45

Pos	No.	Name	Make/Model	CC	Class Code	Laps	Total Tm	Diff	Best Tm	In Lap	2nd Best
1	7	Kevin WHYTE	Ford Fiesta ST	2000	ST	12	12:34.275		1:01.962	2	1:02.162
2	1	Wayne MacCAULAY	Ford Fiesta ST	2000	ST	12	12:36.065	1.790	1:01.956	2	1:02.026
3	51	Chris MILFORD	Ford Fiesta ST	2000	ST	12	12:36.482	2.207	1:01.974	5	1:02.222
4	52	Dave COLVILLE	Ford Fiesta ST	2000	Guest	12	12:39.729	5.454	1:02.363	4	1:02.437
5	25	Andrew CHRISTIE	Ford Fiesta ST	2000	ST	12	12:51.401	17.126	1:03.342	4	1:03.347
6	77	Reis ROBERTSON	Ford Fiesta ST	2000	ST	12	12:53.697	19.422	1:02.557	4	1:02.690
7	55	Stephen WARD	Ford Fiesta ST	2000	ST	12	12:59.684	25.409	1:03.075	7	1:03.255
8	11	David BIRRELL	Ford Fiesta ST	2000	Guest	12	13:00.880	26.605	1:03.723	2	1:04.168
9	24	Steven GRAY	Ford Fiesta XR2	1600	XR	12	13:02.717	28.442	1:04.348	4	1:04.373
10	18	Barry FARQUHARSON	Ford Fiesta XR2	1600	XRN	12	13:03.891	29.616	1:03.912	7	1:04.021
11	50	Jim DEANS	Ford Fiesta XR2	1600	XR	12	13:05.652	31.377	1:04.272	10	1:04.314
12	22	Gavin BUTTERWORTH	Ford Fiesta XR2	1600	XR	12	13:06.857	32.582	1:04.227	7	1:04.390
13	19	Josh ORR	Ford Fiesta ST	2000	Guest	12	13:12.425	38.150	1:04.481	5	1:04.704
14	98	Gordon HASTON	Ford Fiesta XR2	1600	XRN	11	12:43.397	1 Lap	1:07.599	2	1:08.047
15	81	Graeme CUTHBERT	Ford Fiesta XR2	1600	XRN	11	12:50.621	1 Lap	1:07.745	8	1:08.290
16	28	David TAYLOR	Ford Fiesta XR2	1600	XRN	11	12:51.242	1 Lap	1:08.174	8	1:08.357
17	44	Robert KERR	Ford Fiesta XR2	1600	XRN	11	13:23.358	1 Lap	1:08.766	11	1:08.795
Not classified											
DNF	57	Alec TOWNLEY	Ford Fiesta XR2	1600	XRN	2	2:43.440	DNF	1:20.521	2	
DNF	61	Peter CRUICKSHANK	Ford Fiesta ST	2000	ST	1	1:09.145	DNF		0	

## Announcements

New Track Record (1:03.912) for SMRC Ford Fiesta (N) by Barry FARQUHARSON.  
Car No.77 - Racetime includes 10 second time penalty - Out of position on Grid.

Margin of Victory	Avg. Speed	Best Lap Tm	Best Speed	Best Lap by
1.790	72.560	1:01.956	73.614	1 - Wayne MacCAULAY

Clerk of the Course :

Orbits

Sig : Time :  
Chief Timekeeper : Ian Sharp (SMART Timing)

Results available at [www.mylaps.com](http://www.mylaps.com) and [www.smart-timing.co.uk](http://www.smart-timing.co.uk)

Printed: 12/09/2016 18:34:52





## SMRC Super Touring Car Festival

## Scottish Fiesta Championship

Knockhill 1.267 miles

## Race 9 - 1st Race

11/09/2016 10:10

## Race (12 Laps) started at 10:13:45

Lap	Time of Day	Lap Tm	S1	S2	S3	S3Spd	SFSpd
(7) Kevin WHYTE							
1	10:14:51.620			23.532	18.776	91.427	80.465
2	10:15:53.582	<b>1:01.962</b>	20.027	<b>23.156</b>	18.779	<b>91.552</b>	80.755
3	10:16:55.815	<b>1:02.233</b>	19.966	23.374	18.893	91.055	<b>80.950</b>
4	10:17:58.259	<b>1:02.444</b>	20.497	23.254	<b>18.693</b>	90.809	80.176
5	10:19:00.534	<b>1:02.275</b>	<b>19.868</b>	23.370	19.037	90.564	79.795
6	10:20:03.258	<b>1:02.724</b>	20.163	23.634	18.927	90.564	79.890
7	10:21:06.505	<b>1:03.247</b>	20.768	23.486	18.993	90.320	79.511
8	10:22:09.051	<b>1:02.546</b>	20.225	23.506	18.815	90.932	79.700
9	10:23:11.592	<b>1:02.541</b>	19.922	23.439	19.180	90.932	79.136
10	10:24:14.642	<b>1:03.050</b>	20.162	23.858	19.030	88.532	79.700
11	10:25:16.804	<b>1:02.162</b>	19.887	23.390	18.885	91.055	79.700
12	10:26:19.276	<b>1:02.472</b>	20.070	23.511	18.891	90.564	79.606

Lap	Time of Day	Lap Tm	S1	S2	S3	S3Spd	SFSpd
(1) Wayne MacCAULAY							
1	10:14:51.986			23.506	18.847	<b>92.947</b>	81.146
2	10:15:53.942	<b>1:01.956</b>	19.924	23.348	<b>18.684</b>	92.690	81.343
3	10:16:55.968	<b>1:02.026</b>	<b>19.775</b>	23.490	18.761	91.802	<b>81.938</b>
4	10:17:58.891	<b>1:02.923</b>	20.705	23.387	18.831	92.054	80.950
5	10:19:01.115	<b>1:02.224</b>	19.897	23.444	18.883	92.435	81.048
6	10:20:03.420	<b>1:02.305</b>	19.927	23.470	18.908	91.552	80.950
7	10:21:07.032	<b>1:03.612</b>	20.866	23.469	19.277	92.562	78.672
8	10:22:10.049	<b>1:03.017</b>	20.608	23.492	18.917	92.308	80.853
9	10:23:12.239	<b>1:02.190</b>	19.861	<b>23.334</b>	18.995	92.181	81.343
10	10:24:15.474	<b>1:03.235</b>	20.042	24.268	18.925	89.477	81.441
11	10:25:18.009	<b>1:02.535</b>	19.845	23.412	19.278	92.054	77.851
12	10:26:21.066	<b>1:03.057</b>	20.461	23.526	19.070	91.303	79.700

Lap	Time of Day	Lap Tm	S1	S2	S3	S3Spd	SFSpd
(51) Chris MILFORD							
1	10:14:52.338			23.763	18.839	<b>91.928</b>	80.950
2	10:15:54.738	<b>1:02.400</b>	20.055	23.484	18.861	91.802	80.950
3	10:16:57.273	<b>1:02.535</b>	20.054	23.478	19.003	91.179	80.465
4	10:17:59.495	<b>1:02.222</b>	20.098	23.338	<b>18.786</b>	91.802	80.950
5	10:19:01.469	<b>1:01.974</b>	19.839	<b>23.283</b>	18.852	91.928	<b>81.343</b>
6	10:20:03.859	<b>1:02.390</b>	19.936	23.559	18.895	90.686	80.755
7	10:21:07.054	<b>1:03.195</b>	20.794	23.468	18.933	90.809	80.368
8	10:22:09.598	<b>1:02.544</b>	20.383	23.335	18.826	91.303	80.368
9	10:23:12.211	<b>1:02.613</b>	19.952	23.465	19.196	91.179	78.857
10	10:24:15.740	<b>1:03.529</b>	20.366	24.091	19.072	89.120	81.048
11	10:25:18.294	<b>1:02.554</b>	<b>19.833</b>	23.742	18.979	91.179	80.561
12	10:26:21.483	<b>1:03.189</b>	20.388	23.616	19.185	91.427	79.417

Lap	Time of Day	Lap Tm	S1	S2	S3	S3Spd	SFSpd
(52) Dave COLVILLE							
1	10:14:52.942			24.015	18.842	<b>91.552</b>	<b>80.368</b>
2	10:15:55.466	<b>1:02.524</b>	20.268	23.432	<b>18.824</b>	91.055	78.765
3	10:16:57.994	<b>1:02.528</b>	20.166	23.442	18.920	90.198	78.765
4	10:18:00.357	<b>1:02.363</b>	20.160	23.309	18.894	90.320	79.890
5	10:19:02.794	<b>1:02.437</b>	<b>20.058</b>	23.282	19.097	90.198	78.765
6	10:20:05.625	<b>1:02.831</b>	20.233	23.440	19.158	89.477	79.511
7	10:21:08.834	<b>1:03.209</b>	20.421	23.611	19.177	89.836	79.795
8	10:22:11.708	<b>1:02.874</b>	20.303	23.417	19.154	89.836	78.580
9	10:23:14.554	<b>1:02.846</b>	20.368	23.363	19.115	89.239	79.417
10	10:24:17.381	<b>1:02.827</b>	20.178	23.519	19.130	89.836	80.081
11	10:25:20.509	<b>1:03.128</b>	20.277	<b>23.275</b>	19.576	89.239	75.914
12	10:26:24.730	<b>1:04.221</b>	21.009	23.897	19.315	88.884	74.481

Lap	Time of Day	Lap Tm	S1	S2	S3	S3Spd	SFSpd
(25) Andrew CHRISTIE							
1	10:14:54.769			24.067	19.127	<b>91.055</b>	79.043
2	10:15:58.292	<b>1:03.523</b>	20.804	23.669	<b>19.050</b>	90.320	<b>80.272</b>
3	10:17:01.966	<b>1:03.674</b>	20.699	23.833	19.142	90.564	79.795
4	10:18:05.308	<b>1:03.342</b>	<b>20.568</b>	<b>23.563</b>	19.211	90.809	79.795
5	10:19:08.655	<b>1:03.347</b>	20.640	23.592	19.115	90.198	79.606
6	10:20:12.290	<b>1:03.635</b>	20.741	23.768	19.126	90.809	79.606
7	10:21:16.089	<b>1:03.799</b>	20.718	23.867	19.214	90.198	78.950
8	10:22:21.509	<b>1:05.420</b>	20.741	25.606	19.073	90.198	79.985
9	10:23:25.281	<b>1:03.772</b>	20.641	23.667	19.464	90.686	79.795
10	10:24:29.343	<b>1:04.062</b>	20.835	23.976	19.251	90.442	80.272
11	10:25:32.753	<b>1:03.410</b>	20.635	23.601	19.174	89.836	80.081
12	10:26:36.402	<b>1:03.649</b>	20.768	23.827	19.054	89.836	79.985

Lap	Time of Day	Lap Tm	S1	S2	S3	S3Spd	SFSpd
(77) Reis ROBERTSON							
1	10:14:54.587			24.485	19.254	89.002	78.765
2	10:15:57.602	<b>1:03.015</b>	20.267	23.752	18.996	89.239	<b>79.136</b>

Lap	Time of Day	Lap Tm	S1	S2	S3	S3Spd	SFSpd
3	10:17:00.292	<b>1:02.690</b>	20.096	23.619	<b>18.975</b>	89.716	79.043
4	10:18:02.849	<b>1:02.557</b>	<b>19.972</b>	<b>23.320</b>	19.265	<b>90.077</b>	78.950
5	10:19:05.561	<b>1:02.712</b>	20.035	23.536	19.141	89.596	78.672
6	10:20:09.224	<b>1:03.663</b>	20.101	23.472	20.090	89.120	77.491
7	10:21:12.201	<b>1:02.977</b>	20.257	23.433	19.287	89.120	77.761
8	10:22:15.263	<b>1:03.062</b>	20.403	23.519	19.140	89.596	78.397
9	10:23:19.023	<b>1:03.760</b>	20.532	23.612	19.616	89.716	77.224
10	10:24:22.303	<b>1:03.280</b>	20.387	23.594	19.299	89.120	78.488
11	10:25:25.526	<b>1:03.223</b>	20.227	23.749	19.247	87.608	79.043
12	10:26:28.698	<b>1:03.172</b>	20.360	23.608	19.204	89.596	78.488

Lap	Time of Day	Lap Tm	S1	S2	S3	S3Spd	SFSpd
(55) Stephen WARD							
1	10:15:05.007				19.555		
2	10:16:08.551	<b>1:03.544</b>	20.645	23.855	<b>19.044</b>	90.442	
3	10:17:11.873	<b>1:03.322</b>	20.587	23.661	19.074	90.077	
4	10:18:15.223	<b>1:03.350</b>	<b>20.271</b>	23.639	19.440	<b>92.562</b>	
5	10:19:18.768	<b>1:03.545</b>	20.389	23.580	19.576	89.596	
6	10:20:22.023	<b>1:03.255</b>	20.521	<b>23.557</b>	19.177	88.416	
7	10:21:25.098	<b>1:03.075</b>	20.430	23.561	19.084	90.932	
8	10:22:29.158	<b>1:04.060</b>	20.479	23.807	19.774	91.552	
9	10:23:33.321	<b>1:04.163</b>	21.041	23.615	19.507	91.802	
10	10:24:36.718	<b>1:03.397</b>	20.359	23.794	19.244	90.442	
11	10:25:40.409	<b>1:03.691</b>	20.537	24.065	19.089	89.596	
12	10:26:44.685	<b>1:04.276</b>	20.752	24.245	19.279		

Lap	Time of Day	Lap Tm	S1	S2	S3	S3Spd	SFSpd
(11) David BIRRELL							
1	10:14:56.752				19.916	90.686	78.580
2	10:16:00.475	<b>1:03.723</b>	20.706	<b>23.792</b>	<b>19.225</b>	<b>90.932</b>	78.397
3	10:17:05.299	<b>1:04.824</b>	20.644	24.719	19.461	88.183	78.857
4	10:18:09.688	<b>1:04.389</b>	20.511	24.497	19.381	87.722	78.123
5	10:19:14.611	<b>1:04.923</b>	20.744	24.252	19.927	89.239	72.785
6	10:20:18.819	<b>1:04.208</b>	20.817	24.052	19.339	89.358	78.580
7	10:21:23.294	<b>1:04.475</b>	20.775	24.402	19.298	89.957	78.672
8	10:22:27.879	<b>1:04.585</b>	20.637	24.471	19.477	89.239	<b>79.230</b>
9	10:23:32.334	<b>1:04.455</b>	20.826	24.105	19.524	88.767	78.672
10	10:24:37.447	<b>1:05.113</b>	20.748	24.220	20.145	88.884	78.397
11	10:25:41.615	<b>1:04.168</b>	<b>20.381</b>	24.134	19.653	90.564	78.397
12	10:26:45.881	<b>1:04.266</b>	20.541	23.948	19.777	90.564	73.745

Lap	Time of Day	Lap Tm	S1	S2	S3	S3Spd	SFSpd
(24) Steven GRAY							
1	10:14:55.944				23.968	19.875	86.035
2	10:16:01.198	<b>1:05.254</b>	20.992				





## SMRC Super Touring Car Festival

### Scottish Fiesta Championship

Knockhill 1.267 miles

### Race 9 - 1st Race

11/09/2016 10:10

### Race (12 Laps) started at 10:13:45

Lap	Time of Day	Lap Tm	S1	S2	S3	S3Spd	SFSpd
7	10:21:27.513	<b>1:04.314</b>	20.742	23.903	19.669	86.146	<b>75.148</b>
8	10:22:31.930	<b>1:04.417</b>	20.765	23.998	19.654	85.596	73.989
9	10:23:36.824	<b>1:04.894</b>	20.739	24.406	19.749	84.732	74.981
10	10:24:41.096	<b>1:04.272</b>	20.743	23.911	<b>19.618</b>	85.925	73.502
11	10:25:45.613	<b>1:04.517</b>	<b>20.720</b>	23.929	19.868	86.590	74.813
12	10:26:50.653	<b>1:05.040</b>	20.747	23.817	20.476	<b>87.380</b>	72.081
<b>(22) Gavin BUTTERWORTH</b>							
1	10:14:58.379		25.143	20.102	81.639	73.745	
2	10:16:03.307	<b>1:04.928</b>	21.223	23.999	19.706	86.368	74.897
3	10:17:08.122	<b>1:04.815</b>	20.961	24.055	19.799	85.706	
4	10:18:13.696	<b>1:05.574</b>	22.055	23.847	<b>19.672</b>	85.596	<b>75.657</b>
5	10:19:19.061	<b>1:05.365</b>	21.104	24.034	20.227	<b>86.927</b>	
6	10:20:23.901	<b>1:04.840</b>	20.999	23.974	19.867	86.479	73.989
7	10:21:28.128	<b>1:04.227</b>	<b>20.765</b>	<b>23.757</b>	19.705	86.257	73.826
8	10:22:33.517	<b>1:05.389</b>	21.253	24.333	19.803	85.487	74.813
9	10:23:38.126	<b>1:04.609</b>	20.928	24.007	19.674	86.035	74.897
10	10:24:42.516	<b>1:04.390</b>	20.903	23.797	19.690	86.146	75.487
11	10:25:47.289	<b>1:04.773</b>	20.816	24.100	19.857	85.487	75.148
12	10:26:51.858	<b>1:04.569</b>	20.817	24.017	19.735	85.379	75.402

<b>(19) Josh ORR</b>							
1	10:14:58.758		25.113	20.153	84.625	74.070	
2	10:16:04.742	<b>1:05.984</b>	21.166	23.997	20.821	85.162	62.835
3	10:17:10.448	<b>1:05.706</b>	21.586	24.112	20.008	84.412	74.897
4	10:18:15.558	<b>1:05.110</b>	20.771	23.924	20.415	84.732	74.730
5	10:19:20.039	<b>1:04.481</b>	20.822	<b>23.834</b>	<b>19.825</b>	<b>85.596</b>	<b>74.981</b>
6	10:20:24.743	<b>1:04.704</b>	20.744	23.969	19.991	84.625	73.989
7	10:21:29.677	<b>1:04.934</b>	<b>20.736</b>	23.918	20.280	82.951	71.850
8	10:22:34.932	<b>1:05.255</b>	20.878	24.220	20.157	82.645	72.706
9	10:23:40.248	<b>1:05.316</b>	21.070	24.112	20.134	83.571	72.943
10	10:24:46.145	<b>1:05.897</b>	21.131	24.456	20.310	82.543	72.549
11	10:25:51.763	<b>1:05.618</b>	20.858	24.455	20.305	83.260	72.549
12	10:26:57.426	<b>1:05.663</b>	21.050	24.240	20.373	82.240	72.159

<b>(98) Gordon HASTON</b>							
1	10:15:02.007		26.796	<b>20.390</b>	81.839	72.470	
2	10:16:09.606	<b>1:07.599</b>	<b>22.003</b>	<b>25.120</b>	20.476	<b>82.341</b>	72.236
3	10:17:17.805	<b>1:08.199</b>	22.516	25.212	20.471	81.441	<b>72.864</b>
4	10:18:26.171	<b>1:08.366</b>	22.393	25.499	20.474	82.039	72.314
5	10:19:34.218	<b>1:08.047</b>	22.289	25.270	20.488	82.341	72.392
6	10:20:43.045	<b>1:08.827</b>	22.550	25.670	20.607	79.890	71.927
7	10:21:52.510	<b>1:09.465</b>	23.335	25.464	20.666	81.441	72.314
8	10:23:01.179	<b>1:08.669</b>	22.534	25.611	20.524	80.368	71.927
9	10:24:09.319	<b>1:08.140</b>	22.259	25.212	20.669	81.048	71.239
10	10:25:19.145	<b>1:09.826</b>	22.659	25.846	21.321	80.272	70.938
11	10:26:28.398	<b>1:09.253</b>	22.954	25.666	20.633	80.950	71.927

<b>(81) Graeme CUTHBERT</b>							
1	10:15:02.579		27.505	20.499	82.341	73.182	
2	10:16:12.271	<b>1:09.692</b>	22.330	26.568	20.794	77.761	73.022
3	10:17:21.994	<b>1:09.723</b>	22.663	26.561	20.499	81.739	72.864
4	10:18:31.791	<b>1:09.797</b>	22.465	26.241	21.091	80.561	71.927
5	10:19:41.257	<b>1:09.466</b>	22.608	26.264	20.594	81.146	73.422
6	10:20:51.017	<b>1:09.760</b>	23.003	26.265	20.492	81.146	72.785
7	10:22:00.499	<b>1:09.482</b>	22.631	25.972	20.879	82.139	73.583
8	10:23:08.244	<b>1:07.745</b>	22.023	25.481	20.241	82.645	73.583
9	10:24:19.031	<b>1:10.787</b>	22.159	28.055	20.573	79.700	<b>74.234</b>
10	10:25:27.332	<b>1:08.301</b>	<b>21.958</b>	26.137	<b>20.206</b>	<b>83.363</b>	73.422
11	10:26:35.622	<b>1:08.290</b>	22.401	<b>25.452</b>	20.437	82.645	73.102

<b>(28) David TAYLOR</b>							
1	10:15:04.190		26.991	21.029	79.043	71.013	
2	10:16:12.849	<b>1:08.659</b>	22.508	25.436	20.715	79.985	70.343
3	10:17:22.848	<b>1:09.999</b>	22.305	26.991	20.703	79.230	70.789
4	10:18:31.986	<b>1:09.138</b>	21.945	25.847	21.346	80.368	70.123
5	10:19:41.936	<b>1:09.950</b>	22.752	26.252	20.946	80.658	70.863
6	10:20:51.927	<b>1:09.991</b>	22.662	26.332	20.997	78.123	70.789
7	10:22:00.647	<b>1:08.720</b>	22.329	25.540	20.851	<b>82.240</b>	70.863
8	10:23:08.821	<b>1:08.174</b>	22.199	25.540	20.435	81.639	<b>72.159</b>
9	10:24:19.154	<b>1:10.333</b>	<b>21.922</b>	26.745	21.666	77.491	69.398
10	10:25:27.886	<b>1:08.732</b>	22.333	26.032	<b>20.367</b>	81.540	72.159
11	10:26:36.243	<b>1:08.357</b>	22.385	<b>25.280</b>	20.692	81.244	71.543

Clerk of the Course :

Orbits

Sig :

Time :

Chief Timekeeper : Ian Sharp (SMART Timing)

 Results available at [www.mylaps.com](http://www.mylaps.com) and [www.smart-timing.co.uk](http://www.smart-timing.co.uk)

Printed: 12/09/2016 18:35:26





## SMRC Super Touring Car Festival

## Lapchart


Scottish Fiesta Championship

Knockhill 1.267 miles

Race 9 - 1st Race

11/09/2016 10:10

Race (12 Laps) started at 10:13:45



Competitors	Laps											
	1	2	3	4	5	6	7	8	9	10	11	12
Kevin WHYTE (7)	1	7	7	7	7	7	7	7	7	7	7	7
Wayne MacCAULAY (1)	2	1	1	1	1	1	1	51	51	1	1	1
Chris MILFORD (51)	3	51	51	51	51	51	51	1	1	51	51	51
Dave COLVILLE (52)	4	52	52	52	52	52	52	52	52	52	52	52
Peter CRUICKSHANK (61)	5	61	77	77	77	77	77	77	77	77	77	77
Reis ROBERTSON (77)	6	77	25	25	25	25	25	25	25	25	25	25
Andrew CHRISTIE (25)	7	25	11	11	11	11	11	11	11	55	55	55
Steven GRAY (24)	8	24	24	24	24	24	24	24	55	11	11	11
David BIRRELL (11)	9	11	50	18	18	18	18	55	24	24	24	24
Jim DEANS (50)	10	50	18	50	50	50	55	55	18	18	18	18
Gavin BUTTERWORTH (22)	11	22	22	22	22	55	50	50	50	50	50	50
Barry FARQUHARSON (18)	12	18	19	19	55	22	22	22	22	22	22	22
Josh ORR (19)	13	19	55	55	19	19	19	19	19	19	19	19
Gordon HASTON (98)	14	98	98	98	98	98	98	98	98	98	98	98
Graeme CUTHBERT (81)	15	81	81	81	81	81	81	81	81	81	81	81
David TAYLOR (28)	16	28	28	28	28	28	28	28	28	28	28	28
Robert KERR (44)	17	44	44	44	44	44	44	44	44	44	44	44
Stephen WARD (55)	18	55	57									
Alec TOWNLEY (57)	19	57										

Margin of Victory	Avg. Speed	Best Lap Tm	Best Speed	Best Lap by
1.790	72.560	1:01.956	73.614	1 - Wayne MacCAULAY

Clerk of the Course :

Orbits

Sig : Time :  
 Chief Timekeeper : Ian Sharp (SMART Timing)

Results available at [www.mylaps.com](http://www.mylaps.com) and [www.smart-timing.co.uk](http://www.smart-timing.co.uk)

Printed: 12/09/2016 18:35:57





## SMRC Super Touring Car Festival

Scottish Fiesta Championship

Knockhill 1.267 miles

Race 22 - 2nd Race

11/09/2016 16:55

Race (12 Laps) started at 16:54:23

POLE POSITION

**2**  
1 Wayne MacCAULAY

**1**  
7 Kevin WHYTE

1

**4**  
52 Dave COLVILLE

**3**  
51 Chris MILFORD

2

**6**  
77 Reis ROBERTSON

**5**  
25 Andrew CHRISTIE

3

**8**  
11 David BIRRELL

**7**  
55 Stephen WARD

4

**10**  
18 Barry FARQUHARSON

**9**  
24 Steven GRAY

5

**12**  
22 Gavin BUTTERWORTH

**11**  
50 Jim DEANS

6

**14**  
98 Gordon HASTON

**13**  
19 Josh ORR

7

**16**  
28 David TAYLOR

**15**  
81 Graeme CUTHBERT

8

**18**  
57 Alec TOWNLEY

**17**  
44 Robert KERR

9

**19**  
61 Peter CRUICKSHANK

10

Clerk of the Course :

Orbits

Sig : Time :

Chief Timekeeper : Ian Sharp (SMART Timing)

Results available at [www.mylaps.com](http://www.mylaps.com) and [www.smart-timing.co.uk](http://www.smart-timing.co.uk)





# Race Results



Bulletin No. \_\_\_\_\_

## SMRC Super Touring Car Festival

Sorted on Laps

Scottish Classics Championship

Knockhill 1.267 miles

Race 10 - 1st Race

11/09/2016 10:35

Race (12 Laps) started at 10:39:03

Pos	No.	Name	Make/Model	CC	Class Code	Laps	Total Tm	Diff	Best Tm	In Lap	2nd Best
1	39	Harry SIMPSON	Ginetta G4R	1851	CG	12	11:50.086		58.567	2	58.705
2	49	Raymond BOYD	Porsche 911	2998	CD	12	11:58.228	8.142	58.991	7	59.180
3	63	John KINMOND	Rover 3500	3500	CE	12	12:01.624	11.538	58.854	7	59.153
4	3	Alistair BAPTIE	MGB V8	3498	CE	12	12:13.088	23.002	58.215	11	58.752
5	21	Jimmy CROW	Ford Escort	2000	CB	12	12:33.092	43.006	1:01.848	7	1:01.902
6	57	Bruce MITCHELL	Lotus Europa TC	1800	CB	12	12:33.459	43.373	1:01.252	7	1:01.317
7	35	Ian BLACKLIN	Ford Capri	3000	CD	12	12:45.625	55.539	1:02.392	6	1:02.620
8	6	George LEITCH	Ford Fiesta	1400	CB	12	12:47.952	57.866	1:02.980	8	1:03.019
9	81	James BRAID	Alfa Romeo Junior	1982	CB	11	11:52.786	1 Lap	1:03.301	9	1:03.344
10	27	Mario FERRARI	Alfa Sprint Trofeo	1498	CA	11	12:16.088	1 Lap	1:05.022	7	1:05.475
11	20	William CONWAY	Mini Clubman GT	1380	CA	10	12:35.881	2 Laps	1:06.045	3	1:06.451

Margin of Victory	Avg. Speed	Best Lap Tm	Best Speed	Best Lap by
8.142	77.075	58.215	78.345	3 - Alistair BAPTIE

Clerk of the Course :

Orbits

Sig : Time :  
Chief Timekeeper : Ian Sharp (SMART Timing)

Results available at [www.mylaps.com](http://www.mylaps.com) and [www.smart-timing.co.uk](http://www.smart-timing.co.uk)



Printed: 12/09/2016 18:26:18





## SMRC Super Touring Car Festival

**Scottish Classics Championship****Knockhill 1.267 miles****Race 10 - 1st Race****11/09/2016 10:35****Race (12 Laps) started at 10:39:03**

Lap	Time of Day	Lap Tm	S1	S2	S3	S3Spd	SFSpd	Lap	Time of Day	Lap Tm	S1	S2	S3	S3Spd	SFSpd
<b>(39) Harry SIMPSON</b>								<b>(35) Ian BLACKLIN</b>							
1	10:40:05.156			22.019	<b>17.219</b>	106.859	97.540	3	10:42:18.701	<b>1:03.290</b>	20.798	23.895	18.597	102.454	93.335
2	10:41:03.723	<b>58.567</b>	<b>18.808</b>	<b>21.860</b>	17.899	108.413	96.976	4	10:43:21.467	<b>1:02.766</b>	20.591	23.449	18.726	102.298	92.308
3	10:42:02.605	<b>58.882</b>	19.027	21.962	17.893	108.238	<b>98.254</b>	5	10:44:23.630	<b>1:02.163</b>	20.180	23.251	18.732	102.298	92.947
4	10:43:01.310	<b>58.705</b>	19.000	21.937	17.768	108.588	97.824	6	10:45:24.947	<b>1:01.317</b>	20.151	23.226	<b>17.940</b>	103.242	92.690
5	10:44:00.296	<b>58.986</b>	18.922	22.125	17.939	107.030	97.399	7	10:46:26.199	<b>1:01.252</b>	<b>20.016</b>	<b>23.040</b>	18.196	<b>103.402</b>	92.181
6	10:44:59.245	<b>58.949</b>	18.966	22.157	17.826	108.764	97.824	8	10:47:27.535	<b>1:01.336</b>	20.215	23.066	18.055	102.926	93.205
7	10:45:58.094	<b>58.849</b>	19.172	21.988	17.689	<b>109.474</b>	97.257	9	10:48:29.362	<b>1:01.827</b>	20.066	23.407	18.354	101.218	93.726
8	10:46:57.099	<b>59.005</b>	19.245	22.244	17.516	108.238	97.399	10	10:49:32.137	<b>1:02.775</b>	20.487	23.476	18.812	101.066	90.932
9	10:47:56.268	<b>59.169</b>	19.124	22.021	18.024	108.238	97.117	11	10:50:34.115	<b>1:01.978</b>	20.388	23.355	18.235	101.832	92.562
10	10:48:55.249	<b>58.981</b>	19.213	22.224	17.544	107.201	96.281	12	10:51:36.572	<b>1:02.457</b>	20.953	23.534	17.970	100.161	92.562
11	10:49:54.110	<b>58.861</b>	19.083	22.227	17.551	108.588	96.836	<b>(49) Raymond BOYD</b>							
12	10:50:53.199	<b>59.089</b>	18.842	22.531	17.716	108.413	86.257	1	10:40:05.329			22.454	17.563	<b>105.184</b>	<b>94.252</b>
<b>(49) Raymond BOYD</b>								<b>(6) George LEITCH</b>							
1	10:40:05.329			22.454	17.563	<b>105.184</b>	<b>94.252</b>	1	10:40:13.069			24.420	19.532	97.399	85.596
2	10:41:05.533	<b>1:00.204</b>	19.463	22.599	18.142	104.529	94.120	2	10:41:16.673	<b>1:03.604</b>	20.789	23.739	19.076	96.976	86.257
3	10:42:05.698	<b>1:00.165</b>	19.460	22.768	17.937	103.882	94.252	3	10:42:20.365	<b>1:03.692</b>	20.719	23.728	19.245	97.540	<b>86.702</b>
4	10:43:05.377	<b>59.679</b>	19.469	22.449	17.761	104.204	93.988	4	10:43:24.112	<b>1:03.747</b>	20.266	24.306	19.175	96.697	86.702
5	10:44:04.578	<b>59.201</b>	19.236	<b>22.317</b>	17.648	104.366	93.726	5	10:44:26.734	<b>1:02.622</b>	20.490	23.543	18.589	97.117	86.368
6	10:45:03.758	<b>59.180</b>	19.100	22.587	17.493	104.204	93.335	6	10:45:29.126	<b>1:02.392</b>	20.374	<b>23.501</b>	<b>18.517</b>	<b>98.254</b>	85.925
7	10:46:02.749	<b>58.991</b>	19.106	22.419	<b>17.466</b>	103.882	<b>94.252</b>	7	10:46:32.786	<b>1:03.660</b>	20.437	24.428	18.795	96.558	86.590
8	10:47:01.933	<b>59.184</b>	<b>19.062</b>	22.482	17.640	104.204	93.205	8	10:47:35.406	<b>1:02.620</b>	20.354	23.571	18.695	97.682	86.146
9	10:48:01.781	<b>59.848</b>	19.194	22.945	17.709	100.914	93.076	9	10:48:38.411	<b>1:03.005</b>	20.324	23.709	18.972	97.117	85.270
10	10:49:01.424	<b>59.643</b>	19.095	22.852	17.696	103.084	92.690	10	10:49:41.074	<b>1:02.663</b>	<b>20.140</b>	23.706	18.817	97.540	85.706
11	10:50:01.251	<b>59.827</b>	19.298	22.792	17.737	102.611	92.562	11	10:50:44.408	<b>1:03.334</b>	20.510	23.872	18.952	97.399	84.732
12	10:51:01.341	<b>1:00.090</b>	19.653	22.780	17.657	103.721	91.677	12	10:51:48.738	<b>1:04.330</b>	20.781	24.182	19.367	96.836	85.596
<b>(63) John KINMOND</b>								<b>(81) James BRAID</b>							
1	10:40:08.074			23.031	18.449	108.941	96.419	1	10:40:14.532			24.602	20.383	92.435	84.306
2	10:41:08.527	<b>1:00.453</b>	19.548	22.713	18.192	108.238	96.697	2	10:41:18.756	<b>1:04.224</b>	20.803	23.710	19.711	94.385	<b>84.625</b>
3	10:42:08.415	<b>59.888</b>	19.344	22.711	17.833	105.349	96.836	3	10:42:22.165	<b>1:03.409</b>	20.830	<b>23.354</b>	19.225	94.252	83.780
4	10:43:07.568	<b>59.153</b>	19.272	22.421	17.460	108.588	<b>97.540</b>	4	10:43:25.762	<b>1:03.597</b>	20.557	23.668	19.372	94.785	83.054
5	10:44:06.932	<b>59.364</b>	19.266	22.724	17.374	107.544	96.836	5	10:44:29.179	<b>1:03.417</b>	20.623	23.532	19.262	93.335	82.849
6	10:45:06.393	<b>59.461</b>	<b>19.130</b>	22.497	17.834	108.588	95.868	6	10:45:32.198	<b>1:03.019</b>	20.397	23.491	19.131	95.188	82.139
7	10:46:05.247	<b>58.854</b>	19.260	<b>22.228</b>	<b>17.366</b>	108.413	96.976	7	10:46:35.294	<b>1:03.096</b>	20.531	23.376	19.189	94.518	84.095
8	10:47:04.552	<b>59.305</b>	19.213	22.544	17.548	<b>109.296</b>	97.399	8	10:47:38.274	<b>1:02.980</b>	<b>20.347</b>	23.502	19.131	95.595	83.260
9	10:48:04.309	<b>59.757</b>	19.460	22.818	17.479	108.588	96.697	9	10:48:41.393	<b>1:03.119</b>	20.432	23.661	19.026	95.188	81.343
10	10:49:04.303	<b>59.994</b>	19.223	22.822	17.949	109.296	94.651	10	10:49:44.459	<b>1:03.066</b>	20.539	23.712	<b>18.815</b>	<b>96.836</b>	81.048
11	10:50:04.166	<b>58.863</b>	19.379	22.830	17.654	108.764	96.976	11	10:50:47.932	<b>1:03.473</b>	20.712	23.741	19.020	95.731	80.272
12	10:51:04.737	<b>1:00.571</b>	19.338	23.153	18.080	106.859	94.785	12	10:51:51.065	<b>1:03.133</b>	20.482	23.571	19.080	95.868	79.511
<b>(3) Alistair BAPTIE</b>								<b>(27) Mario FERRARI</b>							
1	10:40:22.973			22.472	33.136	<b>113.357</b>	101.218	1	10:40:16.483			24.877	20.899	<b>93.205</b>	80.658
2	10:41:22.941	<b>59.968</b>	19.832	22.414	17.722	109.832	102.926	2	10:41:23.251	<b>1:06.768</b>	21.747	25.072	19.949	90.932	81.938
3	10:42:22.204	<b>59.263</b>	18.980	22.552	17.731	112.408	103.242	3	10:42:29.827	<b>1:06.576</b>	21.856	25.017	19.703	90.320	81.244
4	10:43:21.409	<b>59.205</b>	19.223	22.309	17.673	110.374	100.161	4	10:43:35.737	<b>1:05.910</b>	<b>21.445</b>	24.863	19.602	91.303	81.639
5	10:44:20.808	<b>59.399</b>	<b>18.856</b>	23.268	17.275	106.859	<b>104.366</b>	5	10:44:41.718	<b>1:05.981</b>	21.593	24.821	19.567	91.055	81.343
6	10:45:20.604	<b>59.796</b>	19.394	22.660	17.742	111.660	102.768	6	10:45:47.193	<b>1:05.475</b>	21.600	24.445	19.430	91.427	81.441
7	10:46:19.856	<b>59.252</b>	19.335	22.556	17.361	109.832	101.678	7	10:46:52.215	<b>1:05.022</b>	21.511	<b>24.233</b>	19.278	92.435	<b>82.240</b>
8	10:47:18.608	<b>58.752</b>	19.143	22.235	17.374	112.597	102.926	8	10:47:57.896	<b>1:05.681</b>	21.523	24.846	19.312	91.802	82.139
9	10:48:17.420	<b>58.812</b>	19.254	22.271	17.287	112.408	96.281	9	10:49:05.203	<b>1:07.307</b>	21.864	25.622	19.821	91.552	81.739
10	10:49:16.364	<b>58.944</b>	19.316	22.282	17.346	110.374	101.987	10	10:50:11.909	<b>1:06.706</b>	21.814	25.230	19.662	91.055	81.343
11	10:50:14.579	<b>58.215</b>	19.030	<b>22.179</b>	<b>17.006</b>	112.408	102.768	11	10:51:19.201	<b>1:07.292</b>	22.181	25.355	19.756	91.055	78.032
12	10:51:16.201	<b>1:01.622</b>	19.908	23.259	18.455	108.941	74.070	<b>(20) William CONWAY</b>							
<b>(21) Jimmy CROW</b>								<b>(57) Bruce MITCHELL</b>							
1	10:40:10.807			23.902	18.853	98.254	87.040	1	10:40:12.324			23.839	19.695	102.142	<b>93.726</b>
2	10:41:13.252	<b>1:02.445</b>	20.216	23.730	18.499	97.117	87.837	2	10:41:15.411	<b>1:03.087</b>	20.305	23.580	19.202	102.611	88.884
3	10:42:15.402	<b>1:02.150</b>	20.051	23.688	18.411	98.111	<b>88.183</b>	<b>Clerk of the Course :</b>							
4	10:43:17.304	<b>1:01.902</b>	20.065	23.666	18.171	98.254	87.380	<b>Sig :</b>							
5	10:44:19.905	<b>1:02.601</b>	20.399	23.976	18.226	98.111	87.608	<b>Time :</b>							
6	10:45:23.103	<b>1:03.198</b>	20.814	<b>23.613</b>	18.771	<b>98.688</b>	87.380	<b>Chief Timekeeper : Ian Sharp (SMART Timing)</b>							
7	10:46:24.951	<b>1:01.848</b>	20.044	23.618	18.186	98.398	87.952	<b>Results available at <a href="http://www.mylaps.com">www.mylaps.com</a> and <a href="http://www.smart-timing.co.uk">www.smart-timing.co.uk</a></b>							
8	10:47:26.942	<b>1:01.991</b>	<b>20.040</b>	23.675	18.276	98.543	87.722	<b>Printed: 12/09/2016 18:27:05</b>							
9	10:48:29.009	<b>1:02.067</b>	20.115	23.615	18.337	98.111	87.608								
10	10:49:31.576	<b>1:02.567</b>	20.332	23.779	18.456	97.682	86.814	<b>Orbits</b>							
11	10:50:33.978	<b>1:02.402</b>	20.370	23.789	18.243	97.824	87.837								
12	10:51:36.205	<b>1:02.227</b>	20.476	23.779	<b>17.972</b>	97.257	87.494	<b>Knockhill Racing Circuit</b>							

**Clerk of the Course :****Sig :****Time :****Chief Timekeeper : Ian Sharp (SMART Timing)****Results available at [www.mylaps.com](http://www.mylaps.com) and [www.smart-timing.co.uk](http://www.smart-timing.co.uk)****Printed: 12/09/2016 18:27:05**



## SMRC Super Touring Car Festival

Scottish Classics Championship

Knockhill 1.267 miles

Race 10 - 1st Race

11/09/2016 10:35

Race (12 Laps) started at 10:39:03

Lap	Time of Day	Lap Tm	S1	S2	S3	S3Spd	SFSpd	Lap	Time of Day	Lap Tm	S1	S2	S3	S3Spd	SFSpd
9	10:50:31.448	<b>1:06.781</b>	21.421	<b>24.585</b>	20.775	84.412	73.907								
10	10:51:38.994	<b>1:07.546</b>	21.878	25.132	20.536	83.157	73.989								

Clerk of the Course :

Sig : Time :

Chief Timekeeper : Ian Sharp (SMART Timing)

Results available at [www.mylaps.com](http://www.mylaps.com) and [www.smart-timing.co.uk](http://www.smart-timing.co.uk)

Printed: 12/09/2016 18:27:05

Orbits





## SMRC Super Touring Car Festival

## Lapchart


Scottish Classics Championship

Knockhill 1.267 miles

Race 10 - 1st Race

11/09/2016 10:35

Race (12 Laps) started at 10:39:03



Competitors	Laps											
	1	2	3	4	5	6	7	8	9	10	11	12
Harry SIMPSON (39)	1	39	39	39	39	39	39	39	39	39	39	39
Raymond BOYD (49)	2	49	49	49	49	49	49	49	49	49	49	49
John KINMOND (63)	3	63	63	63	63	63	63	63	63	63	63	63
Jimmy CROW (21)	4	21	21	21	21	3	3	3	3	3	3	3
Bruce MITCHELL (57)	5	57	57	57	3	3	21	21	21	21	21	21
Ian BLACKLIN (35)	6	35	35	35	57	57	57	57	57	57	57	57
George LEITCH (6)	7	6	6	6	35	35	35	35	35	35	35	35
James BRAID (81)	8	81	81	3	6	6	6	6	6	6	6	6
Mario FERRARI (27)	9	27	3	81	81	81	81	81	81	81	81	81
William CONWAY (20)	10	20	27	27	27	27	27	27	27	27	27	27
Alistair BAPTIE (3)	11	3	20	20	20	20	20	20	20	20	20	20

Margin of Victory	Avg. Speed	Best Lap Tm	Best Speed	Best Lap by
8.142	77.075	58.215	78.345	3 - Alistair BAPTIE

Clerk of the Course :

Orbits

Sig : Time :  
Chief Timekeeper : Ian Sharp (SMART Timing)

Results available at [www.mylaps.com](http://www.mylaps.com) and [www.smart-timing.co.uk](http://www.smart-timing.co.uk)





## SMRC Super Touring Car Festival

Scottish Classics Championship

Knockhill 1.267 miles

Race 23 - 2nd Race

11/09/2016 17:20

Race (12 Laps) started at 17:14:45

POLE POSITION

2	49 Raymond BOYD
4	3 Alistair BAPTIE
6	57 Bruce MITCHELL
8	6 George LEITCH
10	27 Mario FERRARI

1	39 Harry SIMPSON
3	63 John KINMOND
5	21 Jimmy CROW
7	35 Ian BLACKLIN
9	81 James BRAID
11	20 William CONWAY

1  
2  
3  
4  
5  
6

Clerk of the Course :

Sig : Time :

Chief Timekeeper : Ian Sharp (SMART Timing)

Results available at [www.mylaps.com](http://www.mylaps.com) and [www.smart-timing.co.uk](http://www.smart-timing.co.uk)

Printed: 12/09/2016 18:27:36

Orbits





## SMRC Super Touring Car Festival

Sorted on Laps

Celtic Speed Mini Cooper Cup

Knockhill 1.267 miles

Race 11 - 1st Race

11/09/2016 11:00

Race (12 Laps) started at 11:03:36

Pos	No.	Name	Make/Model	CC	Class Code	Laps	Total Tm	Diff	Best Tm	In Lap	2nd Best
1	11	Morgan MURRAY	Mini Cooper	1600	SM	12	19:04.400		1:03.423	9	1:03.498
2	23	Ian MUNRO	Mini Cooper	1600	SM	12	19:04.765	0.365	1:03.337	11	1:03.447
3	87	Paul BELL	Mini Cooper	1600	SM	12	19:05.173	0.773	1:03.162	11	1:03.420
4	24	John DUNCAN	Mini Cooper	1600	SMN	12	19:05.478	1.078	1:03.271	11	1:03.653
5	17	Vic COVEY Jnr	Mini Cooper	1600	Guest	12	19:05.825	1.425	1:03.311	10	1:03.453
6	67	Mark GERAGHTY	Mini Cooper	1600	SMN	12	19:06.899	2.499	1:03.366	10	1:03.539
7	61	Malcolm McNAB	Mini Cooper	1600	SM	12	19:08.496	4.096	1:03.623	9	1:03.756
8	33	Dylan O'DONNELL	Mini Cooper	1600	SMN	12	19:09.326	4.926	1:03.267	9	1:03.830
9	30	Callum DRYBURGH	Mini Cooper	1600	SM	12	19:10.027	5.627	1:03.539	9	1:03.733
10	91	Robbie DALGLEISH	Mini Cooper	1600	SMN	12	19:10.062	5.662	1:03.481	9	1:04.110
11	5	Des WHEATLEY	Mini Cooper	1600	SM	12	19:10.692	6.292	1:03.617	9	1:03.693
12	3	Jock BORTHWICK	Mini Cooper	1600	SM	12	19:10.717	6.317	1:03.806	9	1:03.835
13	9	Martin McGEOUGH	Mini Cooper	1600	SMN	12	19:13.578	9.178	1:04.277	12	1:04.443
14	7	Jonny DREELAN	Mini Cooper	1600	SMN	12	19:13.941	9.541	1:04.173	11	1:04.228
15	98	Brandon WALSH	Mini Cooper	1600	SMN	12	19:16.003	11.603	1:04.325	12	1:04.591
16	6	Daniel DREELAN	Mini Cooper	1600	SM	12	19:16.624	12.224	1:04.574	12	1:04.821
17	4	Dominic WHEATLEY	Mini Cooper	1600	SMN	12	19:16.637	12.237	1:03.836	10	1:04.242
18	12	Allan PATERSON	Mini Cooper	1600	SMN	12	19:17.112	12.712	1:03.820	11	1:04.398
19	26	William BLAKE	Mini Cooper	1600	SM	12	19:18.389	13.989	1:04.261	11	1:04.643
20	54	Ray McDOWALL	Mini Cooper	1600	Guest	12	19:18.480	14.080	1:03.997	11	1:04.525
21	10	Neal ROBERTSON	Mini Cooper	1600	SMN	12	19:19.534	15.134	1:04.465	11	1:04.596
22	96	Taelor SHAND	Mini Cooper	1600	SMN L	12	19:21.630	17.230	1:04.789	11	1:04.824
23	35	Chris BLACKHALL	Mini Cooper	1600	Guest	12	19:27.841	23.441	1:06.427	12	1:06.470
Not classified											
DNF	75	Michael COURTS	Mini Cooper	1600	SM	9	16:14.100	DNF	1:05.456	8	1:15.438
DNF	8	Hannah CHAPMAN	Mini Cooper	1600	SM L	1	1:08.010	DNF		0	
DNS	34	Craig BLAKE	Mini Cooper	1600	Guest			DNS		0	

### Announcements

Race distance increased to 12 Laps - 3 laps completed behind the Safety Car.

Margin of Victory	Avg. Speed	Best Lap Tm	Best Speed	Best Lap by
0.365	47.824	1:03.162	72.209	87 - Paul BELL

Clerk of the Course :

Orbits

Sig : Time :  
 Chief Timekeeper : Ian Sharp (SMART Timing)  
 Results available at [www.mylaps.com](http://www.mylaps.com) and [www.smart-timing.co.uk](http://www.smart-timing.co.uk)



## SMRC Super Touring Car Festival

### Celtic Speed Mini Cooper Cup

**Knockhill 1.267 miles**
**Race 11 - 1st Race**
**11/09/2016 11:00**
**Race (12 Laps) started at 11:03:36**

Lap	Time of Day	Lap Tm	S1	S2	S3	S3Spd	SFSpd
<b>(11) Morgan MURRAY</b>							
1	11:04:45.176			23.876	19.423	87.494	75.914
2	11:05:54.263	1:09.087	20.671	23.783	24.633	86.257	43.379
3	11:08:16.829	2:22.566	44.921	58.055	39.590	32.002	32.048
4	11:10:38.204	2:21.375	49.535	52.967	38.873	34.169	34.520
5	11:13:02.508	2:24.304	49.588	57.728	36.988	33.337	34.030
6	11:15:31.431	2:28.923	51.224	59.292	38.407	32.032	29.852
7	11:17:20.641	1:49.210	48.074	34.481	26.655	54.294	73.022
8	11:18:25.493	1:04.852	21.170	23.916	19.766	86.927	76.259
9	11:19:28.916	1:03.423	20.551	23.522	19.350	87.494	76.607
10	11:20:32.544	1:03.628	20.626	23.583	19.419	88.068	76.086
11	11:21:36.042	1:03.498	20.487	23.618	19.393	87.952	75.828
12	11:22:40.660	1:04.618	21.158	23.923	19.537	87.040	75.914

Lap	Time of Day	Lap Tm	S1	S2	S3	S3Spd	SFSpd
<b>(23) Ian MUNRO</b>							
1	11:04:45.593			23.909	19.530	87.380	76.086
2	11:05:54.733	1:09.140	20.835	23.813	24.492	86.814	43.548
3	11:08:17.459	2:22.726	45.117	58.013	39.596	32.155	32.419
4	11:10:38.796	2:21.337	49.830	52.807	38.700	34.897	34.609
5	11:13:03.122	2:24.326	49.717	57.561	37.048	32.961	37.428
6	11:15:32.343	2:29.221	51.294	59.363	38.564	31.491	29.485
7	11:17:20.952	1:48.609	47.653	34.221	26.735	53.133	73.102
8	11:18:26.115	1:05.163	21.154	23.781	20.228	87.040	76.519
9	11:19:29.682	1:03.567	20.542	23.570	19.455	87.952	75.828
10	11:20:33.129	1:03.447	20.418	23.591	19.438	87.722	76.086
11	11:21:36.466	1:03.337	20.478	23.532	19.327	87.722	75.914
12	11:22:41.025	1:04.559	20.948	24.038	19.573	87.040	75.828

Lap	Time of Day	Lap Tm	S1	S2	S3	S3Spd	SFSpd
<b>(87) Paul BELL</b>							
1	11:04:47.949			23.934	19.911	86.927	73.989
2	11:05:58.531	1:10.582	20.869	24.375	25.338	75.148	46.154
3	11:08:21.491	2:22.960	45.793	57.021	40.146	32.672	36.314
4	11:10:42.204	2:20.713	50.376	51.716	38.621	34.879	33.025
5	11:13:05.604	2:23.400	50.020	56.879	36.501	34.309	45.282
6	11:15:35.978	2:30.374	52.245	59.247	38.882	30.407	27.313
7	11:17:22.872	1:46.894	46.432	33.119	27.343	62.079	69.614
8	11:18:26.758	1:03.886	20.918	23.686	19.282	87.153	76.607
9	11:19:30.251	1:03.493	20.485	23.562	19.446	87.494	76.086
10	11:20:33.671	1:03.420	20.567	23.428	19.425	88.068	76.432
11	11:21:36.833	1:03.162	20.299	23.485	19.378	87.722	76.086
12	11:22:41.433	1:04.600	20.813	23.955	19.832	87.266	74.981

Lap	Time of Day	Lap Tm	S1	S2	S3	S3Spd	SFSpd
<b>(24) John DUNCAN</b>							
1	11:04:46.161			23.994	19.500	87.608	76.259
2	11:05:56.304	1:10.143	20.751	23.816	25.576	85.270	43.890
3	11:08:19.134	2:22.830	44.788	58.358	39.684	32.482	33.587
4	11:10:40.251	2:21.117	49.526	52.789	38.802	34.699	33.487
5	11:13:04.289	2:24.038	49.603	57.562	36.873	32.751	33.996
6	11:15:33.947	2:29.658	51.480	59.308	38.870	31.344	28.078
7	11:17:21.525	1:47.578	46.920	33.967	26.691	55.970	72.004
8	11:18:26.420	1:04.895	21.095	23.621	20.179	87.266	75.914
9	11:19:30.073	1:03.653	20.522	23.526	19.605	87.837	75.742
10	11:20:34.006	1:03.933	20.419	23.447	20.067	88.884	75.914
11	11:21:37.277	1:03.271	20.467	23.486	19.318	88.884	76.519
12	11:22:41.738	1:04.461	20.718	24.118	19.625	87.837	75.914

Lap	Time of Day	Lap Tm	S1	S2	S3	S3Spd	SFSpd
<b>(17) Vic COVEY Jnr</b>							
1	11:04:46.839			24.157	19.898	87.153	73.745
2	11:05:57.341	1:10.502	20.775	23.938	25.789	72.236	41.476
3	11:08:20.117	2:22.776	44.983	57.975	39.818	33.009	36.511
4	11:10:40.982	2:20.865	49.976	52.257	38.632	34.807	33.638
5	11:13:04.804	2:23.822	49.537	57.437	36.848	33.689	34.520
6	11:15:34.738	2:29.934	51.757	59.041	39.136	30.012	28.630
7	11:17:23.228	1:48.490	46.652	33.608	28.230	55.097	67.649
8	11:18:27.553	1:04.325	21.052	23.602	19.671	87.837	75.148
9	11:19:31.059	1:03.506	20.437	23.488	19.581	87.494	75.657
10	11:20:34.370	1:03.311	20.418	23.319	19.574	87.952	76.000
11	11:21:37.823	1:03.453	20.434	23.416	19.603	87.837	75.317
12	11:22:42.085	1:04.262	20.578	23.927	19.757	87.494	75.148

Lap	Time of Day	Lap Tm	S1	S2	S3	S3Spd	SFSpd
<b>(67) Mark GERAGHTY</b>							
1	11:04:48.062			24.387	20.534	86.927	73.182
2	11:06:01.156	1:13.094	21.604	24.859	26.631	68.617	47.560

Lap	Time of Day	Lap Tm	S1	S2	S3	S3Spd	SFSpd
3	11:08:23.212	2:22.056	45.084	57.160	39.812	33.123	37.035
4	11:10:44.481	2:21.269	51.205	51.300	38.764	35.963	34.988
5	11:13:09.427	2:24.946	50.251	56.067	38.628	34.030	40.795
6	11:15:37.794	2:28.367	51.339	58.578	38.450	29.407	27.662
7	11:17:23.895	1:46.101	46.088	32.578	27.435	63.190	69.398
8	11:18:28.543	1:04.648	21.702	23.562	19.384	87.266	76.000
9	11:19:32.082	1:03.539	20.455	23.745	19.339	86.814	75.828
10	11:20:35.448	1:03.366	20.486	23.485	19.395	87.494	76.000
11	11:21:39.078	1:03.630	20.443	23.722	19.465	86.927	75.487
12	11:22:43.159	1:04.081	20.566	24.023	19.492	85.925	75.148

Lap	Time of Day	Lap Tm	S1	S2	S3	S3Spd	SFSpd
<b>(61) Malcolm McNAB</b>							
1	11:04:48.153			24.003	19.747	86.702	75.148
2	11:05:59.852	1:11.699	21.345	24.507	25.847	69.614	46.377
3	11:08:22.201	2:22.349	45.309	57.328	39.712	33.288	38.108
4	11:10:43.611	2:21.410	51.229	51.333	38.848	33.098	35.639
5	11:13:08.741	2:25.130	49.934	56.333	38.863	34.735	39.198
6	11:15:36.760	2:28.019	50.582	58.772	38.665	30.270	27.742
7	11:17:23.799	1:47.039	46.296	32.991	27.752	63.973	68.970
8	11:18:29.032	1:05.233	22.051	23.757	19.425	87.153	76.000
9	11:19:32.655	1:03.623	20.411	23.678	19.534	87.722	74.981
10	11:20:36.982	1:04.327	20.762	23.678	19.887	87.040	75.233
11	11:21:40.738	1:03.756	20.518	23.748	19.490	86.479	75.064
12	11:22:44.756	1:04.018	20.661	23.753	19.604	85.925	74.316

Lap	Time of Day	Lap Tm	S1	S2	S3	S3Spd	SFSpd
<b>(33) Dylan O'DONNELL</b>							
1	11:04:48.896			24.199	21.070	86.479	71.164
2	11:06:03.667	1:14.771	21.530	25.658	27.583	63.249	45.745
3	11:08:25.993	2:22.326	46.920	55.033	40.373	33.354	38.129
4	11:10:47.188	2:21.195	52.174	51.392	37.629	36.274	41.373
5	11:13:10.945	2:23.757	50.006	55.590	38.161	35.357	45.069
6	11:15:39.351	2:28.406	52.374	57.782	38.250	31.403	26.725
7	11:17:24.616	1:45.265	46.032	31.652	27.581	69.542	68.970
8	11:18:29.922	1:05.306	22.015	23.953	19.338	87.380	76.519
9	11:19:33.189	1:03.267	20.228	23.653	19.386	88.299	76.345
10	11:20:37.214	1:04.025	20.605	23.899	19.521	87.722	74.981
11	11:21:41.044	1:03.830	20.777	23.627	19.426	87.952	75.828
12	11:22:45.586	1:04.542	20.555	24.498	19.489	84.839	75.064

Lap	Time of Day	Lap Tm	S1	S2	S3	S3Spd	SFSpd
<b>(30) Callum DRYBURGH</b>							
1	11:04:48.841			23.984	19.669	86.702	75.233
2	11:06:01.896	1:13.055	21.191	25.013	26.851	64.901	49.709
3	11:08:24.632	2:22.736	45.748	56.735	40.253	32.186	37.179
4	11:10:45.383	2:20.751	51.438	51.085	38.228	35.190	39.568
5	11:13:10.199	2:24.816	50.817	55.520	38.479	34.432	40.994
6	11:15:38.701	2:28.502	51.852	58.088	38.562	29.919	27.776
7	11:17:24.533	1:45.832	45.786	32.249	27.797	67.041	68.199
8	11:18:30.390	1:05.857	22.400	23.873	19.584	87.266	75.148
9	11:19:33.929	1:03.539	20.351	23.725	19.463	86.702	76.000
10	11:20:37.662	1:03.733	20.495	23.747	19.491	87.040	75.828
11	11:21:41.908	1:04.246	20.862	23.837	19.547	87.380	74.813
12	11:22:46.287	1:04.379	20.695	23.864	19.820	86.146	75.148

Lap	Time of Day	Lap Tm	S1	S2	S3	S3Spd	SFSpd
<b>(91) Robbie DALGLEISH</b>							
1	11:04:48.436			24.080	19		

## SMRC Super Touring Car Festival

### Celtic Speed Mini Cooper Cup

Knockhill 1.267 miles

### Race 11 - 1st Race

11/09/2016 11:00

Race (12 Laps) started at 11:03:36

Lap	Time of Day	Lap Tm	S1	S2	S3	S3Spd	SFSpd
7	11:17:25.167	<b>1:43.819</b>	45.883	30.903	27.033	68.617	70.270
8	11:18:30.835	<b>1:05.668</b>	22.106	24.030	19.532	<b>88.416</b>	76.086
9	11:19:34.452	<b>1:03.617</b>	20.526	<b>23.635</b>	<b>19.456</b>	87.952	75.914
10	11:20:38.145	<b>1:03.693</b>	<b>20.471</b>	23.739	19.483	87.952	<b>76.172</b>
11	11:21:42.342	<b>1:04.197</b>	20.681	23.912	19.604	88.183	75.487
12	11:22:46.952	<b>1:04.610</b>	20.643	24.051	19.916	86.590	72.706

Lap	Time of Day	Lap Tm	S1	S2	S3	S3Spd	SFSpd
11	11:21:48.310	<b>1:05.656</b>	21.828	24.034	19.794	86.927	73.502
12	11:22:52.884	<b>1:04.574</b>	21.112	<b>23.768</b>	19.694	86.257	72.392

#### (4) Dominic WHEATLEY

1	11:05:07.007			40.234	20.069	77.224	74.730
2	11:06:17.977	<b>1:10.970</b>	21.708	25.526	23.736	70.050	56.919
3	11:08:40.944	<b>2:22.967</b>	53.623	53.618	35.726	44.768	34.916
4	11:11:01.460	<b>2:20.516</b>	59.636	45.703	35.177	42.259	35.848
5	11:13:24.586	<b>2:23.126</b>	53.096	51.653	38.377	41.501	48.664
6	11:15:54.739	<b>2:30.153</b>	56.010	55.898	38.245	42.689	26.962
7	11:17:30.664	<b>1:35.925</b>	40.646	28.320	26.959	60.025	73.664
8	11:18:35.409	<b>1:04.745</b>	20.859	24.250	19.636	87.722	75.487
9	11:19:40.414	<b>1:05.005</b>	21.507	23.846	19.652	87.266	74.897
10	11:20:44.250	<b>1:03.836</b>	20.669	<b>23.740</b>	<b>19.427</b>	87.380	75.572
11	11:21:48.655	<b>1:04.405</b>	<b>20.551</b>	23.950	19.904	<b>88.649</b>	75.572
12	11:22:52.897	<b>1:04.242</b>	20.954	23.766	19.522	87.380	<b>75.828</b>

#### (3) Jock BORTHWICK

1	11:04:48.926			24.073	21.829	87.494	70.343
2	11:06:06.432	<b>1:17.506</b>	21.681	26.715	29.110	67.041	46.154
3	11:08:28.691	<b>2:22.259</b>	47.698	55.550	39.011	32.048	35.376
4	11:10:49.690	<b>2:20.999</b>	54.739	49.363	36.897	37.595	42.662
5	11:13:14.180	<b>2:24.490</b>	51.462	54.738	38.290	41.708	45.528
6	11:15:42.113	<b>2:27.933</b>	54.067	56.101	37.765	37.138	24.690
7	11:17:25.804	<b>1:43.691</b>	45.735	30.568	27.388	69.326	71.467
8	11:18:31.307	<b>1:05.503</b>	21.873	23.943	19.687	<b>87.952</b>	75.064
9	11:19:35.113	<b>1:03.806</b>	20.697	23.657	<b>19.452</b>	87.837	<b>75.657</b>
10	11:20:38.948	<b>1:03.835</b>	<b>20.450</b>	23.866	19.519	86.927	75.148
11	11:21:42.958	<b>1:04.010</b>	20.645	23.809	19.556	87.494	74.399
12	11:22:46.977	<b>1:04.019</b>	20.570	<b>23.644</b>	19.805	86.590	74.234

#### (12) Allan PATERSON

1	11:04:52.260			25.374	20.001	87.040	73.745
2	11:06:09.854	<b>1:17.594</b>	21.428	26.090	30.076	63.071	47.696
3	11:08:33.042	<b>2:23.188</b>	49.896	54.487	38.805	35.413	39.709
4	11:10:53.476	<b>2:20.434</b>	55.235	48.867	36.332	42.153	48.314
5	11:13:17.695	<b>2:24.219</b>	51.267	54.851	38.101	36.791	51.741
6	11:15:47.067	<b>2:29.372</b>	54.166	56.926	38.280	41.476	21.831
7	11:17:27.830	<b>1:40.763</b>	43.646	29.667	27.450	72.159	73.664
8	11:18:34.945	<b>1:07.115</b>	21.736	24.543	20.836	86.146	72.004
9	11:19:40.609	<b>1:05.664</b>	21.079	24.516	20.069	86.590	74.070
10	11:20:45.154	<b>1:04.545</b>	21.298	23.778	19.469	<b>87.837</b>	74.564
11	11:21:48.974	<b>1:03.820</b>	<b>20.662</b>	<b>23.750</b>	<b>19.408</b>	87.494	<b>74.897</b>
12	11:22:53.372	<b>1:04.398</b>	20.888	23.957	19.553	87.153	74.070

#### (9) Martin MCGEOUGH

1	11:04:50.546			25.385	19.556	<b>87.266</b>	<b>76.000</b>
2	11:06:06.973	<b>1:16.427</b>	21.085	26.070	29.272	63.130	44.709
3	11:08:29.333	<b>2:22.360</b>	48.330	55.089	38.941	32.624	34.432
4	11:10:50.254	<b>2:20.921</b>	54.648	49.648	36.625	37.957	44.150
5	11:13:14.585	<b>2:24.331</b>	51.514	54.757	38.060	41.786	45.870
6	11:15:42.772	<b>2:28.187</b>	54.395	56.272	37.520	36.060	24.358
7	11:17:26.238	<b>1:43.466</b>	45.544	30.483	27.439	68.828	71.620
8	11:18:31.768	<b>1:05.530</b>	21.682	24.178	19.670	87.266	75.148
9	11:19:36.586	<b>1:04.818</b>	20.953	24.228	19.637	85.815	74.981
10	11:20:41.118	<b>1:04.532</b>	20.830	24.250	<b>19.452</b>	86.257	75.572
11	11:21:45.561	<b>1:04.443</b>	20.728	24.002	19.713	86.927	74.152
12	11:22:49.838	<b>1:04.277</b>	<b>20.668</b>	<b>23.950</b>	19.659	87.153	74.152

#### (26) William BLAKE

1	11:04:53.102			26.183	19.831	85.925	73.907
2	11:06:10.443	<b>1:17.341</b>	21.028	26.043	30.270	60.186	46.830
3	11:08:34.314	<b>2:23.871</b>	52.116	53.382	38.373	35.810	40.451
4	11:10:55.136	<b>2:20.822</b>	56.527	47.641	36.654	42.527	41.297
5	11:13:18.735	<b>2:23.599</b>	50.979	54.685	37.935	33.638	51.266
6	11:15:48.747	<b>2:30.012</b>	54.725	57.019	38.268	37.428	23.613
7	11:17:28.084	<b>1:39.337</b>	42.549	30.045	26.743	68.617	73.583
8	11:18:35.041	<b>1:06.957</b>	21.788	24.650	20.519	85.270	73.826
9	11:19:41.037	<b>1:05.996</b>	22.164	23.884	19.948	85.925	73.342
10	11:20:45.745	<b>1:04.708</b>	21.294	<b>23.710</b>	<b>19.704</b>	<b>86.146</b>	74.647
11	11:21:50.006	<b>1:04.261</b>	20.748	23.780	19.733	85.815	<b>74.813</b>
12	11:22:54.649	<b>1:04.643</b>	<b>20.733</b>	23.841	20.069	85.706	73.102

#### (7) Jonny DREELAN

1	11:04:51.663			25.071	19.858	86.479	75.572
2	11:06:08.466	<b>1:16.803</b>	21.232	25.772	29.799	61.907	44.560
3	11:08:31.079	<b>2:22.613</b>	49.321	54.408	38.884	32.977	36.893
4	11:10:51.779	<b>2:20.700</b>	54.947	49.494	36.259	40.745	43.804
5	11:13:16.033	<b>2:24.254</b>	51.616	54.569	38.069	39.874	51.266
6	11:15:45.322	<b>2:29.289</b>	54.557	56.547	38.185	39.615	25.604
7	11:17:27.280	<b>1:41.958</b>	44.544	29.895	27.519	70.491	72.864
8	11:18:32.489	<b>1:05.209</b>	21.907	23.860	<b>19.442</b>	<b>86.702</b>	<b>75.828</b>
9	11:19:37.345	<b>1:04.856</b>	21.071	24.018	19.767	85.925	75.317
10	11:20:41.800	<b>1:04.455</b>	21.246	<b>23.677</b>	19.532	87.153	75.742
11	11:21:45.973	<b>1:04.173</b>	<b>20.670</b>	23.795	19.708	<b>87.266</b>	75.487
12	11:22:50.201	<b>1:04.228</b>	20.991	23.697	19.540	87.153	75.148

#### (54) Ray McDOWALL

1	11:04:54.804			27.314	20.317	85.487	72.159
2	11:06:11.734	<b>1:16.930</b>	22.476	24.329	30.125	66.181	46.473
3	11:08:35.603	<b>2:23.869</b>	51.842	54.669	37.358	43.323	38.701
4	11:10:56.000	<b>2:20.397</b>	56.920	47.950	35.527	39.084	41.070
5	11:13:20.689	<b>2:24.689</b>	51.337	54.346	39.006	34.574	44.948
6	11:15:50.058	<b>2:29.369</b>	53.891	57.219	38.259	37.490	25.295
7	11:17:28.420	<b>1:38.362</b>	42.078	29.609	26.675	69.470	<b>74.981</b>
8	11:18:35.307	<b>1:06.887</b>	21.878	24.266	20.743	87.153	73.664
9	11:19:41.206	<b>1:05.899</b>	22.274	23.932	19.693	<b>87.952</b>	74.730
10	11:20:46.218	<b>1:05.012</b>	21.584	23.794	19.634	87.722	74.481
11	11:21:50.215	<b>1:03.997</b>	<b>20.764</b>	23.739	<b>19.494</b>	87.837	74.564
12	11:22:54.740	<b>1:04.525</b>	20.916	<b>23.703</b>	19.906	86.927	73.907

#### (98) Brandon WALSH

1	11:04:52.233			25.642	19.612	86.702	75.064
2	11:06:09.160	<b>1:16.927</b>	21.221	25.758	29.948	62.542	45.435
3	11:08:31.696	<b>2:22.536</b>	49.931	54.282	38.323	33.520	38.768
4	11:10:52.423	<b>2:20.727</b>	55.842	48.853	36.032	42.419	46.186
5	11:13:16.781	<b>2:24.358</b>	51.497	54.883	37.978	37.574	48.140
6	11:15:46.197	<b>2:29.416</b>	54.604	56.658	38.154	42.446	24.027
7	11:17:27.480	<b>1:41.283</b>	44.038	29.781	27.464	70.565	74.070
8	11:18:32.959	<b>1:05.479</b>	21.985	24.058	<b>19.436</b>	85.706	<b>76.086</b>
9	11:19:37.550	<b>1:04.591</b>	20.799	24.287	19.505	85.487	75.828
10	11:20:42.542	<b>1:04.992</b>	21.339	<b>23.889</b>	19.764	<b>87.153</b>	74.564
11	11:21:47.938	<b>1:05.396</b>	21.631	24.165	19.600	86.814	74.647
12	11:22:52.263	<b>1:04.325</b>	<b>20.732</b>	23.954	19.639	86.146	74.647

#### (10) Neal ROBERTSON

1	11:04:55.485			27.346	20.088	84.412	74.399
2	11:06:12.733	<b>1:17.248</b>	22.400	26.276	28.572	63.973	45.870
3	11:08:36.744	<b>2:24.011</b>	52.661	54.617	36.733	39.130	38.303
4	11:10:57.516	<b>2:20.772</b>	57.343	47.332	36.097	38.723	39.153

## SMRC Super Touring Car Festival

Celtic Speed Mini Cooper Cup

Knockhill 1.267 miles

Race 11 - 1st Race

11/09/2016 11:00

Race (12 Laps) started at 11:03:36

Lap	Time of Day	Lap Tm	S1	S2	S3	S3Spd	SFSpd	Lap	Time of Day	Lap Tm	S1	S2	S3	S3Spd	SFSpd
1	11:04:54.765			27.335	19.962	84.839	73.262								
2	11:06:15.821	<b>1:21.056</b>	22.172	35.046	23.838	50.495	60.896								
3	11:08:39.377	<b>2:23.556</b>	53.325	53.838	36.393	39.221	36.274								
4	11:10:58.734	<b>2:19.357</b>	59.497	45.888	33.972	43.661	41.145								
5	11:13:25.201	<b>2:26.467</b>	56.667	51.352	38.448	41.348	51.345								
6	11:15:56.099	<b>2:30.898</b>	56.468	55.736	38.694	41.604	29.472								
7	11:17:31.266	<b>1:35.167</b>	40.030	28.054	27.083	58.354	75.572								
8	11:18:37.592	<b>1:06.326</b>	21.374	24.831	20.121	86.035	74.564								
9	11:19:42.640	<b>1:05.048</b>	21.456	24.104	<b>19.488</b>	<b>87.153</b>	75.402								
10	11:20:47.464	<b>1:04.824</b>	21.144	<b>24.093</b>	19.587	87.040	<b>75.657</b>								
11	11:21:52.253	<b>1:04.789</b>	<b>20.960</b>	24.189	19.640	86.702	74.564								
12	11:22:57.890	<b>1:05.637</b>	21.142	24.671	19.824	85.925	73.907								

(35) Chris BLACKHALL

1	11:04:56.247			27.080	20.550	83.157	73.022								
2	11:06:14.005	<b>1:17.758</b>	22.421	26.288	29.049	64.341	45.008								
3	11:08:38.394	<b>2:24.389</b>	53.904	54.113	36.372	36.691	38.043								
4	11:10:59.970	<b>2:21.576</b>	59.595	45.781	36.200	40.426	34.432								
5	11:13:23.762	<b>2:23.792</b>	52.850	51.698	39.244	34.151	45.069								
6	11:15:53.659	<b>2:29.897</b>	54.894	56.723	38.280	41.272	25.068								
7	11:17:30.587	<b>1:36.928</b>	40.901	28.511	27.516	66.051	72.943								
8	11:18:37.792	<b>1:07.205</b>	21.710	24.987	20.508	84.518	<b>73.989</b>								
9	11:19:44.709	<b>1:06.917</b>	21.829	24.876	20.212	84.946	73.262								
10	11:20:51.179	<b>1:06.470</b>	21.715	<b>24.678</b>	20.077	84.946	73.583								
11	11:21:57.674	<b>1:06.495</b>	21.675	24.703	20.117	<b>85.054</b>	73.262								
12	11:23:04.101	<b>1:06.427</b>	<b>21.583</b>	24.769	<b>20.075</b>	85.054	73.262								

(75) Michael COURTS

1	11:04:57.753			25.134	<b>19.640</b>	86.702	75.828								
2	11:06:13.611	<b>1:15.858</b>	21.418	25.442	28.998	64.651	45.589								
3	11:08:37.502	<b>2:23.891</b>	53.422	54.049	36.420	41.501	35.338								
4	11:10:58.273	<b>2:20.771</b>	58.818	46.048	35.905	37.407	38.173								
5	11:13:22.773	<b>2:24.500</b>	53.482	51.879	39.139	33.790	43.947								
6	11:15:52.627	<b>2:29.854</b>	54.693	56.403	38.758	38.768	25.751								
7	11:17:29.466	<b>1:36.839</b>	41.228	28.768	26.843	65.921	<b>76.000</b>								
8	11:18:34.922	<b>1:05.456</b>	<b>21.265</b>	<b>24.036</b>	20.155	<b>88.183</b>	71.391								
9	11:19:50.360	<b>1:15.438</b>	25.796	25.555	24.087	81.441	39.993								

(8) Hannah CHAPMAN

1	11:04:44.270			<b>24.030</b>	<b>19.395</b>	<b>86.479</b>	<b>75.487</b>								
---	--------------	--	--	---------------	---------------	---------------	---------------	--	--	--	--	--	--	--	--

Clerk of the Course :

Sig : Time :

Chief Timekeeper : Ian Sharp (SMART Timing)

 Results available at [www.mylaps.com](http://www.mylaps.com) and [www.smart-timing.co.uk](http://www.smart-timing.co.uk)

Printed: 12/09/2016 18:08:00

Orbits



## SMRC Super Touring Car Festival

## Lapchart

Celtic Speed Mini Cooper Cup

Knockhill 1.267 miles

Race 11 - 1st Race

11/09/2016 11:00

Race (12 Laps) started at 11:03:36

Competitors	Laps											
	1	2	3	4	5	6	7	8	9	10	11	12
Hannah CHAPMAN (8)	1	8	11	11	11	11	11	11	11	11	11	11
Morgan MURRAY (11)	2	11	23	23	23	23	23	23	23	23	23	23
Ian MUNRO (23)	3	23	24	24	24	24	24	24	24	87	87	87
John DUNCAN (24)	4	24	17	17	17	17	87	87	87	24	24	24
Vic COVEY Jnr (17)	5	17	87	87	87	87	17	17	17	17	17	17
Paul BELL (87)	6	87	61	61	61	61	61	67	67	67	67	67
Mark GERAGHTY (67)	7	67	67	67	67	67	67	61	61	61	61	61
Malcolm McNAB (61)	8	61	30	30	30	30	30	91	91	33	33	33
Robbie DALGLEISH (91)	9	91	33	33	33	33	33	33	33	91	91	30
Callum DRYBURGH (30)	10	30	91	91	91	91	91	30	30	30	30	91
Dylan O'DONNELL (33)	11	33	5	5	5	5	5	5	5	5	5	5
Jock BORTHWICK (3)	12	3	3	3	3	3	3	3	3	3	3	3
Des WHEATLEY (5)	13	5	9	9	9	9	9	9	9	9	9	9
Martin McGEOUGH (9)	14	9	6	6	6	6	6	6	7	7	7	7
Daniel DREELAN (6)	15	6	7	7	7	7	7	7	98	98	98	98
Jonny DREELAN (7)	16	7	98	98	98	98	98	98	6	6	6	6
Brandon WALSH (98)	17	98	12	12	12	12	12	75	4	4	4	4
Allan PATERSON (12)	18	12	26	26	26	26	26	12	12	12	12	12
William BLAKE (26)	19	26	54	54	54	54	54	26	26	26	26	26
Taelor SHAND (96)	20	96	10	10	10	10	10	54	54	54	54	54
Ray McDOWALL (54)	21	54	75	75	75	75	75	4	10	10	10	10
Neal ROBERTSON (10)	22	10	35	35	96	35	35	10	96	96	96	96
Chris BLACKHALL (35)	23	35	96	96	35	4	4	4	96	35	35	35
Michael COURTS (75)	24	75	4	4	4	96	96	96	35	75		
Dominic WHEATLEY (4)	25	4										
-	26											

Margin of Victory	Avg. Speed	Best Lap Tm	Best Speed	Best Lap by
0.365	47.824	1:03.162	72.209	87 - Paul BELL

Clerk of the Course :

Orbits

 Sig : Time :  
 Chief Timekeeper : Ian Sharp (SMART Timing)

 Results available at [www.mylaps.com](http://www.mylaps.com) and [www.smart-timing.co.uk](http://www.smart-timing.co.uk)

Printed: 12/09/2016 18:08:13



## SMRC Super Touring Car Festival

Celtic Speed Mini Cooper Cup

Knockhill 1.267 miles

Race 18 - 2nd Race

11/09/2016 14:45

Race (9 Laps) started at 14:40:42

POLE POSITION

2	23 Ian MUNRO
4	24 John DUNCAN
6	67 Mark GERAGHTY
8	33 Dylan O'DONNELL
10	91 Robbie DALGLEISH
12	3 Jock BORTHWICK
14	7 Jonny DREELAN
16	6 Daniel DREELAN
18	12 Allan PATERSON
20	54 Ray McDOWALL

1	11 Morgan MURRAY
3	87 Paul BELL
5	17 Vic COVEY Jnr
7	61 Malcolm McNAB
9	30 Callum DRYBURGH
11	5 Des WHEATLEY
13	9 Martin McGEOUGH
15	98 Brandon WALSH
17	4 Dominic WHEATLEY
19	26 William BLAKE

1  
2  
3  
4  
5  
6  
7  
8  
9  
10

Clerk of the Course :


Orbits

Sig :                      Time :  
 Chief Timekeeper : Ian Sharp (SMART Timing)  
 Results available at [www.mylaps.com](http://www.mylaps.com) and [www.smart-timing.co.uk](http://www.smart-timing.co.uk)



## SMRC Super Touring Car Festival

Celtic Speed Mini Cooper Cup	Knockhill 1.267 miles
Race 18 - 2nd Race	11/09/2016 14:45
Race (9 Laps) started at 14:40:42	



<b>22</b> <div style="border: 1px solid black; padding: 5px; margin: 5px auto; width: 80%;">96 Taelor SHAND</div>	
<b>24</b> <div style="border: 1px solid black; padding: 5px; margin: 5px auto; width: 80%;">75 Michael COURTS</div>	
<b>26</b> <div style="border: 1px solid black; padding: 5px; margin: 5px auto; width: 80%;">34 Craig BLAKE</div>	

<b>21</b> <div style="border: 1px solid black; padding: 5px; margin: 5px auto; width: 80%;">10 Neal ROBERTSON</div>	
<b>23</b> <div style="border: 1px solid black; padding: 5px; margin: 5px auto; width: 80%;">35 Chris BLACKHALL</div>	
<b>25</b> <div style="border: 1px solid black; padding: 5px; margin: 5px auto; width: 80%;">8 Hannah CHAPMAN</div>	

11

12

13



## SMRC Super Touring Car Festival

Sorted on Laps

Scottish Legends Championship

Knockhill 1.267 miles

Race 12 - Heat 1b

11/09/2016 11:25

Race (8 Laps) started at 11:30:04

Pos	No.	Name	Make/Model	CC	Class Code	Laps	Total Tm	Diff	Best Tm	In Lap	2nd Best
1	6	David HUNTER	Ford Coupe	1250	L	8	8:06.279		59.653	7	1:00.046
2	1	John PATERSON	Ford Coupe	1250	L	8	8:06.521	0.242	59.265	7	59.814
3	33	Chris GRIEVE	Ford Coupe	1250	Guest	8	8:07.532	1.253	59.776	3	1:00.028
4	15	Steven McGILL	Ford Coupe	1250	Guest	8	8:07.741	1.462	1:00.206	6	1:00.258
5	22	Ben MASON	Ford Coupe	1250	L	8	8:13.638	7.359	1:00.707	4	1:00.715
6	71	Ryan McLEISH	Ford Coupe	1250	L R	8	8:15.145	8.866	1:00.533	3	1:00.726
7	46	Ross McCULLOCH	Ford Coupe	1250	L R	8	8:15.312	9.033	1:00.327	4	1:00.654
8	7	Alan FREELAND	Ford Coupe	1250	LT	8	8:15.640	9.361	1:01.018	3	1:01.096
9	68	Carol BROWN	Ford Coupe	1250	Guest	8	8:16.060	9.781	1:00.823	5	1:01.018
10	38	Pino PALAZZO	Ford Sedan	1250	L	8	8:22.284	16.005	1:00.694	4	1:00.913
11	31	Errico PALLAZZO	Ford Sedan	1250	L	8	8:27.490	21.211	1:02.313	6	1:02.636
12	85	Mark BEATY	Ford Coupe	1250	L R	8	8:32.053	25.774	1:02.548	8	1:02.692
13	4	Colin McNEILL	Ford Coupe	1250	L	8	8:34.883	28.604	1:02.676	3	1:02.916

### Not classified

DNS	17	Billy WAIT	37 Ford	1250	L			DNS		0	
DNS	18	Gary LYNCH	Ford Coupe	1250	L			DNS		0	
DNS	37	Ivor GREENWOOD	Ford Coupe	1250	L			DNS		0	
DNS	77	Allan CLARKE	Ford Coupe	1250	L R			DNS		0	

Margin of Victory	Avg. Speed	Best Lap Tm	Best Speed	Best Lap by
0.242	75.032	59.265	76.957	1 - John PATERSON

Clerk of the Course :

Orbits

 Sig : Time :  
 Chief Timekeeper : Ian Sharp (SMART Timing)

 Results available at [www.mylaps.com](http://www.mylaps.com) and [www.smart-timing.co.uk](http://www.smart-timing.co.uk)

Printed: 12/09/2016 18:48:45







SMRC Super Touring Car Festival

Scottish Legends Championship

Knockhill 1.267 miles

Race 12 - Heat 1b

11/09/2016 11:25

Race (8 Laps) started at 11:30:04

Table with columns: Lap, Time of Day, Lap Tm, S1, S2, S3, S3Spd, SFSpd. Driver: (6) David HUNTER

Table with columns: Lap, Time of Day, Lap Tm, S1, S2, S3, S3Spd, SFSpd. Driver: (1) John PATERSON

Table with columns: Lap, Time of Day, Lap Tm, S1, S2, S3, S3Spd, SFSpd. Driver: (33) Chris GRIEVE

Table with columns: Lap, Time of Day, Lap Tm, S1, S2, S3, S3Spd, SFSpd. Driver: (15) Steven McGILL

Table with columns: Lap, Time of Day, Lap Tm, S1, S2, S3, S3Spd, SFSpd. Driver: (22) Ben MASON

Table with columns: Lap, Time of Day, Lap Tm, S1, S2, S3, S3Spd, SFSpd. Driver: (71) Ryan McLEISH

Table with columns: Lap, Time of Day, Lap Tm, S1, S2, S3, S3Spd, SFSpd. Driver: (46) Ross McCULLOCH

Table with columns: Lap, Time of Day, Lap Tm, S1, S2, S3, S3Spd, SFSpd. Driver: (7) Alan FREELAND

Table with columns: Lap, Time of Day, Lap Tm, S1, S2, S3, S3Spd, SFSpd. Driver: (68) Carol BROWN

Table with columns: Lap, Time of Day, Lap Tm, S1, S2, S3, S3Spd, SFSpd. Driver: (38) Pino PALAZZO

Table with columns: Lap, Time of Day, Lap Tm, S1, S2, S3, S3Spd, SFSpd. Driver: (31) Errico PALLAZZO

Table with columns: Lap, Time of Day, Lap Tm, S1, S2, S3, S3Spd, SFSpd. Driver: (85) Mark BEATY

Table with columns: Lap, Time of Day, Lap Tm, S1, S2, S3, S3Spd, SFSpd. Driver: (4) Colin McNEILL

Clerk of the Course :

Sig : Time :

Chief Timekeeper : Ian Sharp (SMART Timing)

Results available at www.mylaps.com and www.smart-timing.co.uk

Printed: 12/09/2016 18:48:56

Orbits





## SMRC Super Touring Car Festival

Lapchart

Scottish Legends Championship

Knockhill 1.267 miles

Race 12 - Heat 1b

11/09/2016 11:25

Race (8 Laps) started at 11:30:04

Competitors	Laps									
	0	1	2	3	4	5	6	7	8	
Alan FREELAND (7)	1	7	6	1	1	1	6	6	6	6
Steven McGILL (15)	2	15	1	6	6	6	1	33	1	1
Ben MASON (22)	3	22	15	15	15	15	33	1	33	33
David HUNTER (6)	4	6	7	33	33	33	15	15	15	15
Ryan McLEISH (71)	5	71	33	38	38	38	38	22	22	22
John PATERSON (1)	6	1	22	7	7	22	22	38	38	71
Chris GRIEVE (33)	7	33	38	22	22	7	71	71	71	46
Carol BROWN (68)	8	68	68	71	71	71	7	7	7	7
Pino PALAZZO (38)	9	38	71	68	68	46	46	46	46	68
Mark BEATY (85)	10	85	31	46	46	68	68	68	68	38
Colin McNEILL (4)	11	4	46	31	31	31	31	31	31	31
Errico PALLAZZO (31)	12	31	4	4	4	4	4	85	85	85
Ross McCULLOCH (46)	13	46	85	85	85	85	85	4	4	4
-	14									
-	15									
-	16									
-	17									

Margin of Victory	Avg. Speed	Best Lap Tm	Best Speed	Best Lap by
0.242	75.032	59.265	76.957	1 - John PATERSON

Clerk of the Course :

Sig : Time :  
Chief Timekeeper : Ian Sharp (SMART Timing)

Results available at [www.mylaps.com](http://www.mylaps.com) and [www.smart-timing.co.uk](http://www.smart-timing.co.uk)

Printed: 12/09/2016 18:49:10

Orbits



## SMRC Super Touring Car Festival

Sorted on Laps

Scottish Formula Ford 1600 Championship

Knockhill 1.267 miles

Race 131- 2nd Race

11/09/2016 11:45

Race (12 Laps) started at 11:46:42

Pos	No.	Name	Make/Model	CC	Class Code	Laps	Total Tm	Diff	Best Tm	In Lap	2nd Best
1	25	Neil MacLENNAN	Ray GR14	1600	FFA	12	11:08.904		55.210	7	55.216
2	8	Sebastian MELROSE	Ray GR14	1600	FFA	12	11:23.947	15.043	56.289	10	56.534
3	18	Alan KIRKALDY	Ray GR10	1600	Guest	12	11:24.289	15.385	56.400	11	56.437
4	71	Matthew COWLEY	Van Dieman JL13	1600	FFAN	12	11:25.022	16.118	56.260	6	56.263
5	92	Matthew CHISHOLM	Van Diemen RF92	1600	FFB	12	11:25.142	16.238	56.339	11	56.376
6	3	Neil BROOME	Swift SC93C	1600	FFB	12	11:29.654	20.750	56.513	8	56.540
7	27	David HOURIE	Van Diemen RF90	1600	FFBN	12	11:37.458	28.554	57.267	6	57.362
8	29	Ross HOWE	Van Diemen RF99	1600	FFAN	12	11:42.725	33.821	57.579	9	57.764
9	16	Ivor MAIRS	Mondiale	1600	FFB	12	11:44.855	35.951	57.513	5	57.515
10	22	Fergus MCINTYRE	Ray GR05	1600	FFA	12	12:02.281	53.377	58.510	10	58.595
11	70	David THORBURN	Ray GR15	1600	FFA	12	12:02.769	53.865	57.240	12	57.290

Not classified (80% = 9 Laps)

DNF	50	Jamie THORBURN	Ray GR15	1600	FFAN	6	5:38.431	DNF	55.632	4	55.785
DNF	30	Steven BARLOW	Ray GR09	1600	FFA	4	6:31.075	DNF	1:04.355	3	1:08.865

Margin of Victory	Avg. Speed	Best Lap Tm	Best Speed	Best Lap by
15.043	81.821	55.210	82.609	25 - Neil MacLENNAN

Clerk of the Course :

Sig : Time :  
Chief Timekeeper : Ian Sharp (SMART Timing)

Results available at [www.mylaps.com](http://www.mylaps.com) and [www.smart-timing.co.uk](http://www.smart-timing.co.uk)

Printed: 12/09/2016 18:43:02



SMRC Super Touring Car Festival

Scottish Formula Ford 1600 Championship

Knockhill 1.267 miles

Race 131- 2nd Race

11/09/2016 11:45

Race (12 Laps) started at 11:46:42

Lap	Time of Day	Lap Tm	S1	S2	S3	S3Spd	SFSpd
<b>(25) Neil MacLENNAN</b>							
1	11:47:41.395			21.083	16.760	103.084	91.552
2	11:48:36.947	<b>55.552</b>	18.021	20.937	16.594	103.561	92.054
3	11:49:32.614	<b>55.667</b>	18.018	21.008	16.641	103.721	92.054
4	11:50:28.111	<b>55.497</b>	18.051	20.837	16.609	104.043	92.181
5	11:51:23.476	<b>55.365</b>	18.020	20.766	16.579	104.529	92.308
6	11:52:18.797	<b>55.321</b>	17.876	20.832	16.613	104.529	92.308
7	11:53:14.007	<b>55.210</b>	17.894	<b>20.732</b>	16.584	105.020	92.818
8	11:54:09.552	<b>55.545</b>	<b>17.812</b>	21.075	16.658	104.204	<b>92.947</b>
9	11:55:05.202	<b>55.650</b>	17.925	21.066	16.659	104.529	92.435
10	11:56:00.418	<b>55.216</b>	17.949	20.785	<b>16.482</b>	<b>105.184</b>	92.562
11	11:56:56.192	<b>55.774</b>	17.904	21.007	16.863	104.856	92.818
12	11:57:51.685	<b>55.493</b>	17.981	20.940	16.572	104.856	92.690

Lap	Time of Day	Lap Tm	S1	S2	S3	S3Spd	SFSpd
<b>(8) Sebastian MELROSE</b>							
1	11:47:43.675			21.635	17.159	101.371	90.932
2	11:48:40.723	<b>57.048</b>	18.636	21.372	17.040	102.768	91.303
3	11:49:37.258	<b>56.535</b>	18.488	21.109	16.938	103.402	91.802
4	11:50:33.831	<b>56.573</b>	<b>18.348</b>	21.297	16.928	103.402	91.552
5	11:51:30.428	<b>56.597</b>	18.405	21.254	16.938	103.721	91.928
6	11:52:27.321	<b>56.893</b>	18.567	21.251	17.075	103.561	91.677
7	11:53:23.922	<b>56.601</b>	18.550	21.243	<b>16.808</b>	104.043	<b>92.435</b>
8	11:54:20.522	<b>56.600</b>	18.369	21.322	16.909	104.043	92.054
9	11:55:17.287	<b>56.765</b>	18.573	21.281	16.911	104.204	92.435
10	11:56:13.576	<b>56.289</b>	18.367	<b>21.069</b>	16.853	<b>104.366</b>	92.308
11	11:57:10.110	<b>56.534</b>	18.464	21.215	16.855	104.043	92.435
12	11:58:06.728	<b>56.618</b>	18.551	21.211	16.856	103.882	92.181

Lap	Time of Day	Lap Tm	S1	S2	S3	S3Spd	SFSpd
<b>(18) Alan KIRKALDY</b>							
1	11:47:43.862			21.512	17.202	103.402	91.802
2	11:48:40.972	<b>57.110</b>	18.723	21.275	17.112	104.204	92.947
3	11:49:37.569	<b>56.597</b>	18.569	21.098	16.930	104.529	92.435
4	11:50:34.303	<b>56.734</b>	18.299	21.233	17.202	104.529	92.181
5	11:51:30.740	<b>56.437</b>	18.405	21.241	16.791	104.529	93.335
6	11:52:27.596	<b>56.856</b>	18.438	21.442	16.976	104.692	93.465
7	11:53:24.297	<b>56.701</b>	18.684	21.241	<b>16.776</b>	105.020	<b>93.726</b>
8	11:54:20.906	<b>56.609</b>	18.241	21.296	17.072	<b>105.515</b>	92.690
9	11:55:17.599	<b>56.693</b>	18.421	21.284	16.988	105.349	93.726
10	11:56:14.083	<b>56.484</b>	18.577	<b>21.038</b>	16.869	105.349	93.205
11	11:57:10.483	<b>56.400</b>	<b>18.233</b>	21.235	16.932	105.349	93.726
12	11:58:07.070	<b>56.587</b>	18.462	21.210	16.915	105.349	93.335

Lap	Time of Day	Lap Tm	S1	S2	S3	S3Spd	SFSpd
<b>(71) Matthew COWLEY</b>							
1	11:47:44.790			21.520	17.271	102.298	89.836
2	11:48:42.181	<b>57.391</b>	18.645	21.703	17.043	100.460	90.686
3	11:49:38.905	<b>56.724</b>	18.341	21.405	16.978	102.768	89.596
4	11:50:35.496	<b>56.591</b>	18.265	21.354	16.972	103.561	90.320
5	11:51:31.984	<b>56.488</b>	18.302	21.307	16.879	103.402	90.932
6	11:52:28.244	<b>56.260</b>	18.202	21.221	<b>16.837</b>	103.561	92.308
7	11:53:25.203	<b>56.959</b>	18.619	21.335	17.005	104.366	92.054
8	11:54:21.813	<b>56.610</b>	<b>18.129</b>	21.543	16.938	104.204	90.809
9	11:55:18.076	<b>56.263</b>	18.236	21.178	16.849	105.349	92.054
10	11:56:14.434	<b>56.358</b>	18.376	<b>21.062</b>	16.920	105.020	<b>92.690</b>
11	11:57:10.770	<b>56.336</b>	18.256	21.103	16.977	<b>106.183</b>	92.690
12	11:58:07.803	<b>57.033</b>	18.524	21.195	17.314	104.856	91.055

Lap	Time of Day	Lap Tm	S1	S2	S3	S3Spd	SFSpd
<b>(92) Matthew CHISHOLM</b>							
1	11:47:44.608			21.555	17.231	101.218	89.477
2	11:48:41.463	<b>56.855</b>	18.645	21.330	16.880	102.768	91.552
3	11:49:38.091	<b>56.628</b>	18.469	21.148	17.011	104.366	91.179
4	11:50:34.600	<b>56.509</b>	18.462	21.183	16.864	104.692	92.435
5	11:51:31.221	<b>56.621</b>	18.504	21.132	16.985	105.184	91.677
6	11:52:27.901	<b>56.680</b>	18.375	21.156	17.149	105.848	
7	11:53:24.881	<b>56.980</b>	18.755	21.236	16.989	105.184	92.054
8	11:54:21.257	<b>56.376</b>	<b>18.266</b>	21.301	<b>16.809</b>	104.856	
9	11:55:17.845	<b>56.588</b>	18.458	21.179	16.951	<b>106.015</b>	91.677
10	11:56:14.721	<b>56.876</b>	18.884	21.183	16.809	105.515	92.690
11	11:57:11.060	<b>56.339</b>	18.341	<b>21.092</b>	16.906	105.349	<b>92.947</b>
12	11:58:07.923	<b>56.863</b>	18.414	21.541	16.908	103.882	91.427

Lap	Time of Day	Lap Tm	S1	S2	S3	S3Spd	SFSpd
<b>(3) Neil BROOME</b>							
1	11:47:45.623			21.478	17.375	101.987	90.198
2	11:48:43.012	<b>57.389</b>	18.568	21.429	17.392	102.611	91.303

Lap	Time of Day	Lap Tm	S1	S2	S3	S3Spd	SFSpd
3	11:49:40.655	<b>57.643</b>	18.604	21.623	17.416	102.142	90.442
4	11:50:37.659	<b>57.004</b>	18.476	21.413	17.115	102.768	90.932
5	11:51:34.310	<b>56.601</b>	18.460	21.138	17.053	103.721	90.564
6	11:52:31.135	<b>56.825</b>	18.453	21.194	17.178	103.084	89.836
7	11:53:28.463	<b>57.328</b>	18.552	21.650	17.126	102.611	91.179
8	11:54:24.976	<b>56.513</b>	18.324	21.127	17.062	103.402	91.055
9	11:55:21.528	<b>56.552</b>	18.304	21.154	17.094	103.721	90.686
10	11:56:18.503	<b>56.975</b>	18.610	21.350	<b>17.015</b>	<b>103.882</b>	91.179
11	11:57:15.043	<b>56.540</b>	<b>18.217</b>	<b>21.117</b>	17.206	103.084	<b>91.427</b>
12	11:58:12.435	<b>57.392</b>	18.828	21.436	17.128	103.084	90.686

Lap	Time of Day	Lap Tm	S1	S2	S3	S3Spd	SFSpd
<b>(27) David HOURIE</b>							
1	11:47:46.799				17.314	101.678	
2	11:48:44.872	<b>58.073</b>			17.414	102.142	
3	11:49:42.612	<b>57.740</b>	18.597	21.727	17.416	102.142	
4	11:50:40.165	<b>57.553</b>	18.543	21.703	17.307	103.402	
5	11:51:37.637	<b>57.472</b>			<b>17.097</b>	104.043	
6	11:52:34.904	<b>57.267</b>			17.328	103.882	
7	11:53:32.346	<b>57.442</b>	18.450	21.884	17.108	103.242	
8	11:54:29.876	<b>57.530</b>	<b>18.290</b>	21.980	17.260	102.926	
9	11:55:27.317	<b>57.441</b>			17.173	103.242	
10	11:56:25.043	<b>57.726</b>		<b>21.661</b>	17.207	<b>104.204</b>	
11	11:57:22.405	<b>57.362</b>			17.266	103.084	
12	11:58:20.239	<b>57.834</b>			17.649	104.204	

Lap	Time of Day	Lap Tm	S1	S2	S3	S3Spd	SFSpd
<b>(29) Ross HOWE</b>							
1	11:47:47.594				22.207	17.678	101.678
2	11:48:46.046	<b>58.452</b>	18.956	21.938	17.558	102.142	89.957
3	11:49:44.554	<b>58.508</b>	19.100	21.931	17.477	102.142	90.564
4	11:50:42.468	<b>57.914</b>	18.652	21.820	17.442	<b>102.926</b>	90.809
5	11:51:40.232	<b>57.764</b>	18.707	21.641	17.416	102.298	90.932
6	11:52:38.036	<b>57.804</b>	18.752	21.664	17.388	102.298	90.932
7	11:53:36.180	<b>58.144</b>	18.714	21.926	17.504	101.218	91.055
8	11:54:34.152	<b>57.972</b>	<b>18.579</b>	21.918	17.475	100.914	<b>91.179</b>
9	11:55:31.731	<b>57.579</b>	18.728	<b>21.554</b>	17.297	102.611	91.055
10	11:56:29.766	<b>58.035</b>	18.836	21.855	17.344	101.987	91.055
11	11:57:27.568	<b>57.802</b>	18.841	21.727	<b>17.234</b>	101.987	91.179
12	11:58:25.506	<b>57.938</b>	18.931	21.755	17.252	102.142	90.932

Lap	Time of Day	Lap Tm	S1	S2	S3	S3Spd	SFSpd
<b>(16) Ivor MAIRS</b>							
1	11:47:51.494				25.261	17.672	



OFFICIAL FEEDER SERIES

**BEATSON'S**  
BUILDING SUPPLIES

Lap times

Bulletin No. \_\_\_\_\_



### SMRC Super Touring Car Festival

Scottish Formula Ford 1600 Championship

Knockhill 1.267 miles

Race 131- 2nd Race

11/09/2016 11:45

Race (12 Laps) started at 11:46:42

Lap	Time of Day	Lap Tm	S1	S2	S3	S3Spd	SFSpd	Lap	Time of Day	Lap Tm	S1	S2	S3	S3Spd	SFSpd
7	11:53:58.262	<b>58.425</b>	18.751	22.271	17.403	101.066	90.320								
8	11:54:56.027	<b>57.765</b>	18.777	21.786	17.202	102.611	90.686								
9	11:55:53.317	<b>57.290</b>	18.599	21.580	17.111	102.768	90.809								
10	11:56:51.017	<b>57.700</b>	18.765	21.501	17.434	102.768	90.809								
11	11:57:48.310	<b>57.293</b>	18.699	<b>21.482</b>	17.112	<b>103.084</b>	90.686								
12	11:58:45.550	<b>57.240</b>	<b>18.589</b>	21.637	<b>17.014</b>	103.084	<b>91.055</b>								

(50) Jamie THORBURN

1	11:47:42.131			21.131	16.903	<b>104.043</b>	91.552
2	11:48:38.190	<b>56.059</b>	18.178	21.001	16.880	103.721	91.677
3	11:49:33.979	<b>55.789</b>	18.115	20.903	16.771	103.721	91.552
4	11:50:29.611	<b>55.632</b>	18.040	<b>20.854</b>	16.738	103.561	<b>91.928</b>
5	11:51:25.427	<b>55.816</b>	18.106	20.933	16.777	104.043	91.552
6	11:52:21.212	<b>55.785</b>	18.025	21.055	<b>16.705</b>	103.721	91.677

(30) Steven BARLOW

1	11:47:58.311			24.941	22.557	<b>85.270</b>	28.161
2	11:51:00.636	<b>3:02.325</b>	2:18.420	24.189	19.716	85.270	<b>73.262</b>
3	11:52:04.991	<b>1:04.355</b>	<b>20.886</b>	<b>23.790</b>	<b>19.679</b>	84.732	72.470
4	11:53:13.856	<b>1:08.865</b>	20.937	24.938	22.990	79.417	34.934

Clerk of the Course :

Sig : Time :

Chief Timekeeper : Ian Sharp (SMART Timing)

Results available at [www.mylaps.com](http://www.mylaps.com) and [www.smart-timing.co.uk](http://www.smart-timing.co.uk)

Printed: 12/09/2016 18:43:14

Orbits



**SMRC Super Touring Car Festival**

**Lapchart**

Scottish Formula Ford 1600 Championship

Knockhill 1.267 miles

Race 131- 2nd Race

11/09/2016 11:45

Race (12 Laps) started at 11:46:42

Competitors	Laps											
	1	2	3	4	5	6	7	8	9	10	11	12
Neil MacLENNAN (25)	1	25	25	25	25	25	25	25	25	25	25	25
Jamie THORBURN (50)	2	50	50	50	50	50	8	8	8	8	8	8
Sebastian MELROSE (8)	3	8	8	8	8	8	18	18	18	18	18	18
Alan KIRKALDY (18)	4	18	18	18	18	18	92	92	92	71	71	71
Matthew CHISHOLM (92)	5	92	92	92	92	92	71	71	71	92	92	92
Matthew COWLEY (71)	6	71	71	71	71	71	3	3	3	3	3	3
Neil BROOME (3)	7	3	3	3	3	3	27	27	27	27	27	27
David HOURIE (27)	8	27	27	27	27	27	29	29	29	29	29	29
Ross HOWE (29)	9	29	29	29	29	29	16	16	16	16	16	16
Ivor MAIRS (16)	10	16	16	16	16	16	22	22	22	22	22	22
Fergus MCINTYRE (22)	11	22	22	22	22	22	70	70	70	70	70	70
Steven BARLOW (30)	12	30	70	70	70	70						
David THORBURN (70)	13	70	30	30	30							

Margin of Victory	Avg. Speed	Best Lap Tm	Best Speed	Best Lap by
15.043	81.821	55.210	82.609	25 - Neil MacLENNAN

Clerk of the Course :

Sig : Time :  
Chief Timekeeper : Ian Sharp (SMART Timing)

Results available at [www.mylaps.com](http://www.mylaps.com) and [www.smart-timing.co.uk](http://www.smart-timing.co.uk)

Printed: 12/09/2016 18:43:28

Orbits





OFFICIAL FEEDER SERIES

**BEATSON'S**  
BUILDING SUPPLIES

Grid Sheet

Bulletin No. \_\_\_\_\_



# SMRC Super Touring Car Festival

Scottish Formula Ford 1600 Championship Race 21 - 3rd Race - David Leslie Trophy Race Race (12 Laps) started at 16:33:47	Knockhill 1.267 miles 11/09/2016 16:30
--	---



POLE POSITION

<b>2</b>
8 Sebastian MELROSE
<b>4</b>
71 Matthew COWLEY
<b>6</b>
3 Neil BROOME
<b>8</b>
29 Ross HOWE
<b>10</b>
22 Fergus MCINTYRE
<b>12</b>
50 Jamie THORBURN

<b>1</b>
25 Neil MacLENNAN
<b>3</b>
18 Alan KIRKALDY
<b>5</b>
92 Matthew CHISHOLM
<b>7</b>
27 David HOURIE
<b>9</b>
16 Ivor MAIRS
<b>11</b>
70 David THORBURN
<b>13</b>
30 Steven BARLOW

1  
2  
3  
4  
5  
6  
7

Clerk of the Course : \_\_\_\_\_ Orbits

Sig : \_\_\_\_\_ Time : \_\_\_\_\_  
Chief Timekeeper : Ian Sharp (SMART Timing)

Results available at [www.mylaps.com](http://www.mylaps.com) and [www.smart-timing.co.uk](http://www.smart-timing.co.uk)

Printed: 12/09/2016 18:43:47





# Race Results



Bulletin No. \_\_\_\_\_

## SMRC Super Touring Car Festival

Sorted on Laps

BARC Junior Saloon Car Championship

Knockhill 1.267 miles

Race 14 - 2nd Race - AMENDED RESULT

11/09/2016 12:10

Race (15:00 and 1 Laps) started at 12:13:01

Pos	No.	Name	Make/Model	CC	Class Code	Laps	Total Tm	Diff	Best Tm	In Lap	2nd Best
1	46	Matteo ZANETTI	Citroen Saxo VTR	1600	JSC	15	16:19.192		1:04.800	7	1:04.927
2	50	Katie MILNER	Citroen Saxo VTR	1600	JSC	15	16:26.356	7.164	1:04.395	8	1:04.664
3	25	Ed MOORE	Citroen Saxo VTR	1600	JSC	15	16:29.421	10.229	1:04.952	14	1:05.188
4	33	Sam KIRKPATRICK	Citroen Saxo VTR	1600	JSC	15	16:39.140	19.948	1:05.448	8	1:05.487
5	23	Ethan HAMMERTON	Citroen Saxo VTS	1600	JSC	15	16:40.747	21.555	1:05.235	14	1:05.293
6	12	Adam BATTY	Citroen Saxo VTR	1600	JSC	15	16:42.682	23.490	1:05.196	6	1:05.507
7	78	Marmaduke HALL	Citroen Saxo VTR	1600	JSC	15	16:49.849	30.657	1:06.351	11	1:06.363
8	52	Matty GREENWOOD	Citroen Saxo VTR	1600	JSC	15	17:04.523	45.331	1:07.033	8	1:07.033
9	22	Ronan PEARSON	Citroen Saxo VTR	1600	JSC	15	17:05.521	46.329	1:07.120	15	1:07.122
10	99	Thomas KRASONIS	Citroen Saxo VTR	1600	JSC	15	17:11.272	52.080	1:06.910	8	1:07.158
11	29	Finlay ROBINSON	Citroen Saxo VTR	1600	JSC	15	17:15.228	56.036	1:06.405	13	1:06.963
12	95	Sean THOMAS	Citroen Saxo VTR	1600	JSC	15	17:15.517	56.325	1:07.147	15	1:07.678
13	82	Lydia WALMSLEY	Citroen Saxo VTR	1600	JSC	15	17:16.709	57.517	1:07.671	12	1:07.726
14	20	Harry BISHOP	Citroen Saxo VTR	1600	JSC	15	17:22.497	1:03.305	1:07.090	8	1:07.218
15	14	Charlie KENNEDY	Citroen Saxo VTR	1600	JSC	14	16:26.617	1 Lap	1:05.258	5	1:05.293

### Not classified

DQ	44	George SUTTON	Citroen Saxo VTR	1600	JSC	15	16:25.164	DQ	1:04.976	4	1:05.065
DQ	11	Luke BROWNING	Citroen Saxo VTR	1600	JSC	15	16:26.225	DQ	1:04.646	11	1:04.694
DQ	70	Oli WILMOTT	Citroen Saxo VTR	1600	JSC	15	16:32.468	DQ	1:04.824	6	1:04.842
DQ	19	Callum JENKINS	Citroen Saxo VTR	1600	JSC	15	16:36.064	DQ	1:05.036	3	1:05.041
DQ	24	Will DYRDAL	Citroen Saxo VTR	1600	JSC	15	16:37.616	DQ	1:05.299	11	1:05.305

### Announcements

Car No's 70 & 99 - No working transponders

Car No.19 - Racetime includes 5 second time penalty - Exceeding track limits

17/09/16 09:30 AMENDED RESULT - Car No's.11, 19, 24, 44, 50 & 70 Excluded

C 3.5.1 Eligibility Championship Regulation 6

09/11/16 18:10 AMENDED RESULT - Car No.50 reinstated.

New Track Record (1:04.395) for BARC Junior Saloons by Katie MILNER.

Margin of Victory	Avg. Speed	Best Lap Tm	Best Speed	Best Lap by
7.164	69.866	1:04.395	70.826	50 - Katie MILNER

Clerk of the Course :

Orbits

Sig : Time :

Chief Timekeeper : Ian Sharp (SMART Timing)

Results available at [www.mylaps.com](http://www.mylaps.com) and [www.smart-timing.co.uk](http://www.smart-timing.co.uk)

Printed: 09/11/2016 18:29:50







SMRC Super Touring Car Festival

BARC Junior Saloon Car Championship

Knockhill 1.267 miles

Race 14 - 2nd Race - AMENDED RESULT

11/09/2016 12:10

Race (15:00 and 1 Laps) started at 12:13:01

Lap	Time of Day	Lap Tm	S1	S2	S3	S3Spd	SFSpd	Lap	Time of Day	Lap Tm	S1	S2	S3	S3Spd	SFSpd
(46) Matteo ZANETTI															
1	12:14:09.432			24.294	20.124	84.839	73.502	5	12:18:39.156	1:05.294	20.923	24.424	19.947	86.479	74.152
2	12:15:14.523	1:05.091	20.957	24.080	20.054	85.270	73.342	6	12:19:44.449	1:05.293	20.910	24.404	19.979	86.146	74.316
3	12:16:19.567	1:05.044	20.833	24.099	20.112	85.379	73.262	7	12:20:49.800	1:05.351	20.907	24.584	19.860	85.379	74.481
4	12:17:24.690	1:05.123	20.899	24.244	19.980	85.270	73.583	8	12:21:55.895	1:06.095	20.978	24.850	20.267	86.368	72.004
5	12:18:29.807	1:05.117	20.853	24.134	20.130	85.270	73.262	9	12:23:07.194	1:11.299	21.319	24.612	25.368	86.590	73.262
6	12:19:34.748	1:04.941	20.847	24.082	20.012	85.379	73.826	10	12:24:13.608	1:06.414	21.226	25.144	20.044	86.035	73.583
7	12:20:39.548	1:04.800	20.735	24.097	19.968	85.487	73.745	11	12:25:19.474	1:05.866	21.075	24.805	19.986	85.596	74.564
8	12:21:44.612	1:05.064	20.831	24.186	20.047	85.270	73.826	12	12:26:25.050	1:05.576	21.101	24.649	19.826	85.706	74.481
9	12:22:49.539	1:04.927	20.758	24.178	19.991	85.162	73.664	13	12:27:30.486	1:05.436	20.937	24.509	19.990	86.146	73.989
10	12:23:54.577	1:05.038	20.834	24.172	20.032	85.270	73.422	14	12:28:35.721	1:05.235	21.068	24.403	19.764	86.368	74.813
11	12:24:59.688	1:05.111	20.874	24.140	20.097	84.732	73.907	15	12:29:41.774	1:06.053	21.460	24.550	20.043	86.368	73.826
12	12:26:04.777	1:05.089	20.797	24.186	20.106	84.946	73.502	(12) Adam BATTY							
13	12:27:09.764	1:04.987	20.858	24.159	19.970	85.487	73.745	1	12:14:11.707			24.497	20.059	86.035	73.102
14	12:28:14.751	1:04.987	20.818	24.232	19.937	85.270	73.826	2	12:15:18.284	1:06.577	21.775	24.517	20.285	86.814	73.422
15	12:29:20.219	1:05.468	20.979	24.475	20.014	85.487	73.502	3	12:16:23.928	1:05.644	20.966	24.532	20.146	87.040	72.864
(50) Katie MILNER															
1	12:14:10.813			24.367	20.396	87.266	73.745	4	12:17:33.142	1:09.214			20.063	85.706	72.706
2	12:15:16.987	1:06.174	21.923	24.434	19.817	86.479	75.402	5	12:18:38.754	1:05.612		24.293	20.152	85.379	72.785
3	12:16:23.429	1:06.442	21.813	24.646	19.983	87.494	74.070	6	12:19:43.950	1:05.196	20.964	24.181	20.051	85.815	73.342
4	12:17:29.212	1:05.783	21.498	24.572	19.713	86.479	75.402	7	12:20:49.457	1:05.507	20.947	24.368	20.192	85.270	73.502
5	12:18:34.035	1:04.823	20.977	24.217	19.629	86.927	75.657	8	12:21:55.727	1:06.270	21.130	24.620	20.520	85.706	71.391
6	12:19:38.911	1:04.876	20.865	24.313	19.698	86.814	75.914	9	12:23:02.596	1:06.869	22.107	24.504	20.258	85.487	71.467
7	12:20:43.609	1:04.698	20.906	24.175	19.617	86.927	75.914	10	12:24:08.984	1:06.388	21.604	24.551	20.233	84.625	73.182
8	12:21:48.004	1:04.395	20.847	23.956	19.592	87.153	75.742	11	12:25:14.617	1:05.633	20.899	24.368	20.366	84.306	71.315
9	12:22:52.668	1:04.664	20.880	24.211	19.573	86.927	76.259	12	12:26:23.015	1:08.398	21.776	26.001	20.621	81.938	72.470
10	12:23:57.941	1:05.273	21.096	24.259	19.918	87.608	77.224	13	12:27:28.993	1:05.978	21.200	24.333	20.445	84.306	71.850
11	12:25:04.059	1:06.118	21.364	24.141	20.613	86.590	74.813	14	12:28:35.390	1:06.397	21.085	24.989	20.323	84.518	71.315
12	12:26:09.772	1:05.713	20.936	24.403	20.374	86.479	76.172	15	12:29:43.709	1:08.319	22.156	25.462	20.701	82.341	69.904
13	12:27:15.636	1:05.864	21.098	24.428	20.338	86.927	76.000	(78) Marmaduke HALL							
14	12:28:21.616	1:05.980	21.174	24.929	19.877	88.183	75.233	1	12:14:15.965			25.375	20.667	84.412	73.826
15	12:29:27.383	1:05.767	21.284	24.521	19.962	87.153	74.813	2	12:15:22.811	1:06.846	21.795	24.498	20.553	85.487	72.864
(25) Ed MOORE															
1	12:14:12.146			24.320	20.193	86.479	74.070	3	12:16:29.649	1:06.838	21.416	24.888	20.534	84.839	73.182
2	12:15:18.904	1:06.758	21.555	24.550	20.653	86.702	73.664	4	12:17:38.343	1:08.694	21.720	26.199	20.775	84.200	72.943
3	12:16:24.404	1:05.500	21.185	24.255	20.060	86.590	74.070	5	12:18:44.805	1:06.462	21.203	24.724	20.535	84.412	72.081
4	12:17:30.895	1:06.491	22.030	24.455	20.006	86.479	74.152	6	12:19:51.559	1:06.754	21.407	24.854	20.493	83.989	72.314
5	12:18:36.374	1:05.479	21.056	24.379	20.044	86.146	73.826	7	12:20:58.001	1:06.442	21.498	24.601	20.343	84.625	72.081
6	12:19:41.562	1:05.188	21.041	24.098	20.049	86.368	73.826	8	12:22:04.838	1:06.837	21.283	25.065	20.489	83.989	72.785
7	12:20:46.863	1:05.301	20.945	24.324	20.032	85.815	73.664	9	12:23:11.366	1:06.528	21.262	24.781	20.485	84.412	72.706
8	12:21:52.365	1:05.502	21.012	24.322	20.168	85.596	73.342	10	12:24:18.537	1:07.171	21.246	25.428	20.497	85.270	72.864
9	12:22:58.039	1:05.674	21.212	24.296	20.166	85.706	73.262	11	12:25:24.888	1:06.351	21.275	24.806	20.270	84.625	73.022
10	12:24:03.544	1:05.505	20.988	24.254	20.263	85.270	73.422	12	12:26:31.282	1:06.394	21.185	24.878	20.331	84.306	72.159
11	12:25:09.192	1:05.648	21.002	24.243	20.403	85.270	73.342	13	12:27:37.924	1:06.642	21.270	25.022	20.350	84.518	73.102
12	12:26:14.740	1:05.548	20.952	24.426	20.170	85.270	73.422	14	12:28:44.513	1:06.589	21.214	25.028	20.347	84.732	72.549
13	12:27:20.147	1:05.407	21.008	24.313	20.086	85.270	73.826	15	12:29:50.876	1:06.363	21.335	24.709	20.319	85.270	72.470
14	12:28:25.099	1:04.952	20.795	24.151	20.006	85.815	73.262	(52) Matty GREENWOOD							
15	12:29:30.448	1:05.349	20.926	24.272	20.151	85.815	73.102	1	12:14:17.283			25.574	21.608	82.849	67.854
(33) Sam KIRKPATRICK															
1	12:14:15.702			25.554	20.651	84.732	73.907	2	12:15:26.013	1:08.730	22.557	25.093	21.080	85.054	69.254
2	12:15:22.251	1:06.549	21.682	24.549	20.318	86.368	73.745	3	12:16:33.764	1:07.751	22.079	24.884	20.788	83.885	71.013
3	12:16:29.389	1:07.138	21.483	24.938	20.717	85.162	72.392	4	12:17:41.056	1:07.292	21.754	25.080	20.458	85.054	71.620
4	12:17:35.783	1:06.394	21.518	24.719	20.157	86.146	74.070	5	12:18:48.663	1:07.607	21.639	25.273	20.695	82.951	71.315
5	12:18:41.630	1:05.847	21.265	24.427	20.155	86.146	74.070	6	12:19:56.697	1:08.034	21.393	25.651	20.990	81.839	70.417
6	12:19:47.292	1:05.662	21.246	24.330	20.086	86.146	74.152	7	12:21:04.775	1:08.078	22.100	25.298	20.680	82.849	71.164
7	12:20:53.269	1:05.977	21.248	24.413	20.316	86.590	74.234	8	12:22:11.808	1:07.033	21.470	25.173	20.390	83.571	71.391
8	12:21:58.717	1:05.448	21.121	24.308	20.019	86.146	73.989	9	12:23:19.098	1:07.290	21.977	24.879	20.434	83.780	71.543
9	12:23:04.255	1:05.538	21.081	24.425	20.032	85.815	73.422	10	12:24:26.664	1:07.566	21.652	25.107	20.807	82.951	67.108
10	12:24:10.134	1:05.879	21.160	24.326	20.393	84.412	70.417	11	12:25:34.220	1:07.556	21.984	24.983	20.589	83.989	70.270
11	12:25:16.132	1:05.998	21.231	24.216	20.551	85.815	70.491	12	12:26:42.515	1:08.295	21.681	25.579	21.035	81.739	70.565
12	12:26:22.792	1:06.660	21.241	24.932	20.487	83.363	72.864	13	12:27:49.548	1:07.033	21.778	24.802	20.453	83.885	71.164
13	12:27:28.279	1:05.487	21.093	24.147	20.247	85.596	73.422	14	12:28:58.463	1:08.915	22.262	26.146	20.507	84.200	70.714
14	12:28:34.087	1:05.808	21.180	24.464	20.164	86.035	73.262	15	12:30:05.550	1:07.087	21.571	24.967	20.549	83.363	70.565
15	12:29:40.167	1:06.080	21.295	24.269	20.516	85.706	72.864	(22) Ronan PEARSON							
(23) Ethan HAMMERTON															
1	12:14:15.041			26.558	20.205	83.467	73.583	1	12:14:17.363			25.351	21.474	82.951	68.617
2	12:15:21.230	1:06.189	21.544	24.573	20.072	86.479	73.907	2	12:15:27.147	1:09.784	22.937	24.922	21.925	83.054	68.268
3	12:16:28.514	1:07.284	21.860	25.071	20.353	85.379	74.316	3	12:16:36.000	1:08.853	23.148	24.853	20.852	82.240	69.041
4	12:17:33.862	1:05.348	21.083	24.408	19.857	86.368	73.664	4	12:17:43.607	1:07.607	21.770	25.018	20.819	83.054	69.542
								5	12:18:51.388	1:07.781	21.754	25.161	20.866	81.048	69.254





## SMRC Super Touring Car Festival

BARC Junior Saloon Car Championship

Knockhill 1.267 miles

Race 14 - 2nd Race - AMENDED RESULT

11/09/2016 12:10

Race (15:00 and 1 Laps) started at 12:13:01

Lap	Time of Day	Lap Tm	S1	S2	S3	S3Spd	SFSpd	Lap	Time of Day	Lap Tm	S1	S2	S3	S3Spd	SFSpd
7	12:20:53.186	1:05.240													
8	12:21:58.115	1:04.929													
9	12:23:03.114	1:04.999													
10	12:24:08.138	1:05.024													
11	12:25:13.152	1:05.014													
12	12:26:18.462	1:05.310													
13	12:27:23.304	1:04.842													
14	12:28:28.246	1:04.942													
15	12:29:33.495	1:05.249													

(19) Callum JENKINS

1	12:14:14.663			25.850	20.065	84.625									
2	12:15:19.704	1:05.041	21.220	23.893	19.928	87.380									
3	12:16:24.740	1:05.036	21.185	23.849	20.002	87.494									
4	12:17:31.980	1:07.240	22.062	24.684	20.494	86.702									
5	12:18:37.766	1:05.786	21.244	24.319	20.223	86.257	75.402								
6	12:19:43.309	1:05.543			20.095	86.146	75.657								
7	12:20:48.589	1:05.280		23.880	20.232	86.479									
8	12:21:53.858	1:05.269	21.045	24.054	20.170	85.925	74.897								
9	12:22:59.464	1:05.606	21.085	24.101	20.420	85.815									
10	12:24:05.003	1:05.539	20.974	24.425	20.140	85.487									
11	12:25:10.256	1:05.253	21.071	24.027	20.155	85.596									
12	12:26:16.117	1:05.861	21.050	24.667	20.144	85.162									
13	12:27:21.615	1:05.498	21.127	24.239	20.132	85.162									
14	12:28:26.773	1:05.158			19.861	86.814									
15	12:29:32.091	1:05.318		24.259	20.098	83.363									

(24) Will DYRDAL

1	12:14:15.215				20.255										
2	12:15:21.829	1:06.614			20.293										
3	12:16:29.297	1:07.468			20.463										
4	12:17:35.222	1:05.925			20.063										
5	12:18:40.670	1:05.448			20.079										
6	12:19:45.975	1:05.305			19.996										
7	12:20:51.542	1:05.567			20.152										
8	12:21:57.389	1:05.847			20.104										
9	12:23:03.155	1:05.766			20.329										
10	12:24:09.460	1:06.305			20.486										
11	12:25:14.759	1:05.299			20.112	88.183									
12	12:26:20.764	1:06.005			20.127										
13	12:27:26.414	1:05.650			20.175										
14	12:28:32.055	1:05.641													
15	12:29:38.643	1:06.588			20.237										

Clerk of the Course :

Sig : Time :

Chief Timekeeper : Ian Sharp (SMART Timing)

Results available at [www.mylaps.com](http://www.mylaps.com) and [www.smart-timing.co.uk](http://www.smart-timing.co.uk)

Printed: 09/11/2016 18:11:13

Orbits





## SMRC Super Touring Car Festival

Lapchart


BARC Junior Saloon Car Championship

Knockhill 1.267 miles

Race 14 - 2nd Race

11/09/2016 12:10

Race (15:00 and 1 Laps) started at 12:13:01



Competitors	Laps														
	1	2	3	4	5	6	7	8	9	10	11	12	13	14	15
Matteo ZANETTI (46)	1	46	46	46	46	46	46	46	46	46	46	46	46	46	46
Katie MILNER (50)	2	50	44	44	44	44	44	44	44	44	44	44	44	44	44
George SUTTON (44)	3	44	50	50	50	50	50	50	50	50	50	50	50	11	11
Oli WILMOTT (70)	4	70	70	70	11	11	11	11	11	11	11	11	11	50	50
Adam BATTY (12)	5	12	12	12	25	25	25	25	25	25	25	25	25	25	25
Ed MOORE (25)	6	25	11	11	19	19	19	19	19	19	19	19	19	19	19
Luke BROWNING (11)	7	11	25	25	12	12	12	12	12	12	70	70	70	70	70
Callum JENKINS (19)	8	19	19	19	23	23	23	23	14	70	12	12	24	24	24
Charlie KENNEDY (14)	9	14	23	23	14	14	14	14	23	24	24	24	33	33	33
Ethan HAMMERTON (23)	10	23	14	14	24	24	24	24	24	33	33	33	12	12	12
Will DYRDAL (24)	11	24	24	24	33	33	33	70	70	23	23	23	23	23	12
Sam KIRKPATRICK (33)	12	33	33	33	70	70	70	33	33	14	78	78	78	78	78
Marmaduke HALL (78)	13	78	78	78	78	78	78	78	78	14	20	20	20	52	52
Matty GREENWOOD (52)	14	52	20	20	20	20	20	20	20	20	52	52	52	22	22
Ronan PEARSON (22)	15	22	52	52	52	52	52	52	52	52	99	99	99	99	99
Harry BISHOP (20)	16	20	29	99	99	99	99	99	99	99	22	22	22	29	29
Finlay ROBINSON (29)	17	29	22	22	22	22	22	22	22	22	95	95	95	95	95
Thomas KRASONIS (99)	18	99	99	95	95	95	95	95	95	95	29	29	29	82	82
Lydia WALMSLEY (82)	19	82	82	82	82	82	82	82	82	82	82	82	82	20	20
Sean THOMAS (95)	20	95	95	29	29	29	29	29	29	29	14	14	14	14	

Margin of Victory	Avg. Speed	Best Lap Tm	Best Speed	Best Lap by
5.972	69.866	1:04.395	70.826	50 - Katie MILNER

Clerk of the Course :

Orbits

Sig : Time :  
Chief Timekeeper : Ian Sharp (SMART Timing)

Results available at [www.mylaps.com](http://www.mylaps.com) and [www.smart-timing.co.uk](http://www.smart-timing.co.uk)





## SMRC Super Touring Car Festival

Sorted on Laps

Scottish BMW Championship

Knockhill 1.267 miles

Race 15 - 2nd Race

11/09/2016 12:40

Race (13 Laps) started at 12:39:42

Pos	No.	Name	Make/Model	CC	Class Code	Laps	Total Tm	Diff	Best Tm	In Lap	2nd Best
1	45	Calum KING	BMW Compact	1900	Guest	13	14:43.633		1:03.258	10	1:03.507
2	85	Gary CLARK	BMW Compact	1900	BMWCC	13	14:43.837	0.204	1:03.132	5	1:03.153
3	91	Neil MacINNES	BMW Compact	1900	BMWCN	13	14:44.260	0.627	1:03.513	6	1:03.616
4	14	Lee ELRICK	BMW Compact	1900	BMWCN	13	14:44.824	1.191	1:03.421	6	1:03.656
5	23	David McNAUGHTON	BMW Compact	1900	BMWCC	13	14:45.842	2.209	1:03.886	4	1:03.944
6	77	Ashleigh MORRIS	BMW Compact	1900	BMWCC	13	14:50.069	6.436	1:04.169	6	1:04.300
7	72	Cliff HARPER	BMW Compact	1900	BMWCC	13	14:50.614	6.981	1:04.154	6	1:04.201
8	40	Steven GOLDIE	BMW Compact	1900	BMWCN	13	14:52.792	9.159	1:04.521	3	1:04.534
9	81	Douglas SIMPSON	BMW Compact	1900	BMWCN	13	14:52.912	9.279	1:04.215	3	1:04.327
10	90	Richard SUTHERLAND	BMW Compact	1900	BMWCC	13	14:53.782	10.149	1:04.214	10	1:04.505
11	32	Liam GRANT	BMW Compact	1900	BMWCN	13	14:56.185	12.552	1:04.780	5	1:04.786
12	4	Ray McDOWALL	BMW Compact	1900	BMWCC	13	14:56.326	12.693	1:04.748	10	1:04.780
13	84	Robert MARSHALL	BMW Compact	1900	BMWCN	13	14:58.221	14.588	1:04.501	6	1:04.777
14	99	Philip WEBSTER	BMW Compact	1900	BMWCN	13	15:07.594	23.961	1:06.156	6	1:06.483
15	46	John ROBERTSON	BMW Compact	1900	Guest	13	15:10.289	26.656	1:06.606	11	1:06.676
16	65	Jeff CLARK	BMW Compact	1900	Guest	13	15:11.107	27.474	1:06.378	6	1:06.623
17	55	Gordon McSHANNOCK	BMW Compact	1900	BMWCN	13	15:18.530	34.897	1:07.849	12	1:08.209
18	12	David DOWNIE	BMW Compact	1900	Guest	13	15:28.670	45.037	1:08.244	12	1:08.289
19	35	Martin BUCHAN	BMW Compact	1900	BMWCN	12	15:22.731	1 Lap	1:05.040	3	1:05.605
20	66	Ross JOHNSTONE	BMW Compact	1900	BMWCN	12	15:44.335	1 Lap	1:06.575	4	1:07.707
21	52	Ruaridh CLARK	BMW Compact	1900	Guest	11	15:01.839	2 Laps	1:05.604	10	1:05.645
Not classified											
DNF	7	Steven KING	BMW Compact	1900	Guest	5	5:33.713	DNF	1:04.837	5	1:05.105
DNS	1	Steven DAILLY	BMW Compact	1900	Guest			DNS		0	
DNS	53	Andrew MACKIE	BMW Compact	1900	BMWCN			DNS		0	

## Announcements

Race distance increased to 13 Laps - 1 Lap completed behind the Safety Car.

Margin of Victory	Avg. Speed	Best Lap Tm	Best Speed	Best Lap by
0.204	67.099	1:03.132	72.243	85 - Gary CLARK

Clerk of the Course :

Orbits

Sig : Time :  
 Chief Timekeeper : Ian Sharp (SMART Timing)  
 Results available at [www.mylaps.com](http://www.mylaps.com) and [www.smart-timing.co.uk](http://www.smart-timing.co.uk)





## SMRC Super Touring Car Festival

### Scottish BMW Championship

**Knockhill 1.267 miles****Race 15 - 2nd Race****11/09/2016 12:40****Race (13 Laps) started at 12:39:42**

Lap	Time of Day	Lap Tm	S1	S2	S3	S3Spd	SFSpd	Lap	Time of Day	Lap Tm	S1	S2	S3	S3Spd	SFSpd
<b>(45) Calum KING</b>															
1	12:40:51.234			23.898	19.939	89.239	76.432	<b>(77) Ashleigh MORRIS</b>							
2	12:41:55.766	1:04.532	21.239	23.642	19.651	90.442	78.123	1	12:40:53.626			24.429	19.841	89.957	78.397
3	12:42:59.838	1:04.072	20.600	23.885	19.587	90.686	78.305	2	12:41:58.643	1:05.017	21.226	24.115	19.676	89.596	78.397
4	12:44:04.465	1:04.627	21.150	24.011	19.466	89.477	78.123	3	12:43:03.201	1:04.558	20.948	23.685	19.925	90.686	78.488
5	12:45:08.126	1:03.661	20.583	23.551	19.527	90.564	77.941	4	12:44:07.769	1:04.568	21.054	23.879	19.635	89.836	78.672
6	12:46:11.758	1:03.632	20.560	23.538	19.534	91.055	78.305	5	12:45:12.252	1:04.483	20.857	23.918	19.708	89.358	79.136
7	12:47:15.307	1:03.549	20.679	23.381	19.489	90.686	78.580	6	12:46:16.421	1:04.169	20.782	23.881	19.506	90.442	78.765
8	12:48:20.749	1:05.442	20.701	23.555	21.186	91.055	52.633	7	12:47:20.721	1:04.300	20.825	23.838	19.637	90.564	78.950
9	12:50:10.721	1:49.972	42.687	46.262	21.023	61.174	78.305	8	12:48:26.236	1:05.515	21.159	23.854	20.502	90.442	57.752
10	12:51:13.979	1:03.258	20.411	23.344	19.503	91.055	78.488	9	12:50:13.192	1:46.956	40.758	45.167	21.031	65.599	78.123
11	12:52:17.486	1:03.507	20.427	23.514	19.566	90.686	77.761	10	12:51:17.713	1:04.521	20.932	23.976	19.613	90.564	78.305
12	12:53:22.069	1:04.583	21.351	23.702	19.530	89.716	77.491	11	12:52:22.379	1:04.666	20.934	24.157	19.575	89.716	78.397
13	12:54:26.446	1:04.377	21.118	23.712	19.547	89.596	78.123	12	12:53:27.357	1:04.978	20.903	23.996	20.079	90.320	76.086
<b>(85) Gary CLARK</b>															
1	12:40:51.236			23.831	19.655	88.299	78.580	13	12:54:32.882	1:05.525	21.317	24.332	19.876	88.416	77.224
2	12:41:55.199	1:03.963	20.823	23.755	19.385	89.957	78.488	<b>(72) Cliff HARPER</b>							
3	12:42:58.643	1:03.444	20.452	23.497	19.495	90.442	78.488	1	12:40:53.282			24.281	19.985	90.077	78.032
4	12:44:01.989	1:03.346	20.430	23.506	19.410	89.957	78.397	2	12:41:57.889	1:04.607	20.915	23.766	19.926	90.320	78.488
5	12:45:05.121	1:03.132	20.374	23.413	19.345	91.179	79.043	3	12:43:02.684	1:04.795	21.038	23.855	19.902	90.686	77.851
6	12:46:08.520	1:03.399	20.353	23.682	19.364	91.802	78.950	4	12:44:06.885	1:04.201	20.831	23.848	19.522	90.686	78.857
7	12:47:11.673	1:03.153	20.437	23.451	19.265	91.055	78.857	5	12:45:11.157	1:04.272	20.712	23.794	19.766	90.077	78.488
8	12:48:19.387	1:07.714	21.748	23.496	22.470	91.677	48.948	6	12:46:15.311	1:04.154	20.689	23.792	19.673	90.686	78.397
9	12:50:10.161	1:50.774	43.539	46.344	20.891	61.510	78.488	7	12:47:19.544	1:04.233	20.769	23.712	19.752	90.686	78.214
10	12:51:13.600	1:03.439	20.429	23.447	19.563	90.564	78.672	8	12:48:25.112	1:05.568	21.060	23.944	20.564	90.320	56.871
11	12:52:17.395	1:03.795	20.539	23.579	19.677	90.809	78.950	9	12:50:12.864	1:47.752	41.208	45.389	21.155	67.175	77.581
12	12:53:22.356	1:04.961	21.673	24.003	19.285	90.442	79.230	10	12:51:17.214	1:04.350	20.762	23.806	19.782	90.198	77.491
13	12:54:26.650	1:04.294	21.074	23.671	19.549	91.552	79.985	11	12:52:21.899	1:04.685	20.850	23.933	19.902	89.239	76.958
<b>(91) Neil MacINNES</b>															
1	12:40:51.813			24.059	19.733	90.320	79.230	12	12:53:27.442	1:05.543	20.916	24.279	20.348	86.146	75.657
2	12:41:56.086	1:04.273	21.003	23.769	19.501	91.055	79.700	13	12:54:33.427	1:05.985	21.473	24.280	20.232	87.837	76.259
3	12:42:59.958	1:03.872	20.681	23.653	19.538	91.055	79.700	<b>(40) Steven GOLDIE</b>							
4	12:44:05.055	1:05.097	21.192	24.259	19.646	88.416	79.511	1	12:40:54.338			24.717	19.963	89.120	77.941
5	12:45:09.155	1:04.100	20.896	23.686	19.518	90.932	79.700	2	12:41:59.257	1:04.919	20.975	24.222	19.722	90.077	78.214
6	12:46:12.668	1:03.513	20.490	23.590	19.433	92.435	79.985	3	12:43:03.778	1:04.521	20.857	24.078	19.586	90.320	78.397
7	12:47:16.284	1:03.616	20.598	23.525	19.493	91.303	80.176	4	12:44:08.514	1:04.736	20.876	24.060	19.800	90.198	77.851
8	12:48:21.579	1:05.295	20.839	23.740	20.716	91.802	54.338	5	12:45:13.048	1:04.534	20.702	23.966	19.866	89.957	77.761
9	12:50:11.133	1:49.554	42.429	46.108	21.017	61.793	79.700	6	12:46:17.842	1:04.794	20.900	24.121	19.773	90.442	77.581
10	12:51:15.020	1:03.887	20.607	23.685	19.595	91.677	79.511	7	12:47:22.404	1:04.562	20.729	24.000	19.833	90.198	77.581
11	12:52:18.843	1:03.823	20.546	23.711	19.566	91.928	79.606	8	12:48:27.384	1:04.980	21.012	23.821	20.147	90.198	69.183
12	12:53:23.223	1:04.380	21.120	23.809	19.451	91.802	79.985	9	12:50:14.037	1:46.653	40.237	45.345	21.071	62.600	77.851
13	12:54:27.073	1:03.850	20.720	23.644	19.486	91.179	79.795	10	12:51:18.623	1:04.586	20.788	23.868	19.930	90.198	77.671
<b>(14) Lee ELRICK</b>															
1	12:40:52.667			24.114	19.837	91.303	79.985	11	12:52:18.944	1:05.321	21.082	24.318	19.921	89.002	77.402
2	12:41:57.127	1:04.460	21.062	23.748	19.650	92.054	79.230	12	12:53:29.684	1:05.740	21.223	24.520	19.997	88.649	76.519
3	12:43:00.847	1:03.720	20.790	23.508	19.422	91.928	79.606	13	12:54:35.605	1:05.921	21.484	24.416	20.021	89.477	77.491
4	12:44:05.227	1:04.380	20.608	24.036	19.736	89.957	79.606	<b>(81) Douglas SIMPSON</b>							
5	12:45:09.518	1:04.291	21.037	23.572	19.682	91.677	79.511	1	12:41:00.174			26.251	20.432	87.380	76.432
6	12:46:12.939	1:03.421	20.454	23.531	19.436	92.562	80.368	2	12:42:05.116	1:04.942	20.861	23.883	20.198	89.477	78.397
7	12:47:16.595	1:03.656	20.669	23.493	19.494	91.928	79.890	3	12:43:09.331	1:04.215	20.670	23.744	19.801	90.320	79.043
8	12:48:22.366	1:05.771	20.863	23.815	21.093	91.055	52.758	4	12:44:14.739	1:05.408	20.982	24.189	20.237	90.809	78.032
9	12:50:11.476	1:49.110	42.183	45.949	20.978	60.566	79.323	5	12:45:19.329	1:04.590	20.777	23.933	19.880	90.686	78.950
10	12:51:15.292	1:03.816	20.518	23.668	19.630	92.054	78.857	6	12:46:23.669	1:04.340	20.733	23.788	19.819	90.932	78.397
11	12:52:19.091	1:03.799	20.570	23.755	19.474	91.928	79.700	7	12:47:28.218	1:04.549	20.940	23.884	19.725	90.809	78.857
12	12:53:23.706	1:04.615	21.059	24.092	19.464	91.179	79.323	8	12:48:33.923	1:05.705	21.073	24.307	20.325	88.416	70.417
13	12:54:27.637	1:03.931	20.582	23.756	19.593	91.303	79.043	9	12:50:16.680	1:42.757	35.791	46.269	20.697	75.317	78.214
<b>(23) David McNAUGHTON</b>															
1	12:40:52.504			24.127	19.869	90.564	78.765	10	12:51:21.089	1:04.409	20.874	23.783	19.752	90.686	78.214
2	12:41:57.160	1:04.656	20.876	23.945	19.835	90.809	77.313	11	12:52:25.416	1:04.327	20.745	23.807	19.775	90.932	78.672
3	12:43:02.436	1:05.276	21.308	23.930	20.038	91.179	78.397	12	12:53:30.171	1:04.755	20.759	23.957	20.039	90.809	78.032
4	12:44:06.322	1:03.886	20.635	23.779	19.472	91.303	79.230	13	12:54:35.725	1:05.554	21.458	24.096	20.000	90.077	79.136
5	12:45:10.525	1:04.203	20.654	23.981	19.568	89.716	78.857	<b>(90) Richard SUTHERLAND</b>							
6	12:46:14.621	1:04.096	20.539	23.961	19.596	90.809	79.230	1	12:40:55.765			24.743	20.082	88.183	76.694
7	12:47:18.747	1:04.126	20.595	23.855	19.676	91.055	79.136	2	12:42:00.863	1:05.098	21.427	23.934	19.737	89.596	78.305
8	12:48:23.543	1:04.796	20.832	23.797	20.167	91.303	55.599	3	12:43:06.041	1:05.178	21.227	24.187	19.764	87.837	77.313
9	12:50:11.980	1:48.437	41.550	45.821	21.066	64.279	79.230	4	12:44:10.546	1:04.505	21.022	23.750	19.733	90.442	77.491
10	12:51:15.924	1:03.944	20.544	23.829	19.571	90.809	79.417	5	12:45:15.172	1:04.626	21.033	24.015	19.578	88.767	77.941
11	12:52:19.906	1:03.982	20.566	23.796	19.620	91.179	79.230	6	12:46:19.829	1:04.657	20.951	24.026	19.680	89.120	77.941
12	12:53:24.171	1:04.265	20.711	23.979	19.575	91.427	79.136	7	12:47:24.513	1:04.684	21.192	23.851	19.641	89.836	77.491
<b>(81) Douglas SIMPSON</b>															
1	12:41:00.174							8	12:48:29.034	1:04.521	21.042	23.786	19.693	89.358	76.870
2	12:42:05.116	1:04.942	20.861	23.8											



## SMRC Super Touring Car Festival

### Scottish BMW Championship

Knockhill 1.267 miles

Race 15 - 2nd Race

11/09/2016 12:40

Race (13 Laps) started at 12:39:42

Lap	Time of Day	Lap Tm	S1	S2	S3	S3Spd	SFSpd	Lap	Time of Day	Lap Tm	S1	S2	S3	S3Spd	SFSpd
12	12:53:30.365	1:06.086	21.039	24.648	20.399	87.952	76.259	11	12:52:38.788	1:06.606	21.532	24.804	20.270	87.837	76.694
13	12:54:36.595	1:06.230	22.296	24.160	19.774	88.649	77.313	12	12:53:45.659	1:06.871	21.520	25.164	20.187	88.299	77.047
								13	12:54:53.102	1:07.443	21.717	25.337	20.389	88.068	76.958

(32) Liam GRANT								(65) Jeff CLARK							
1	12:40:56.521			25.209	20.563	88.532	78.214	1	12:41:01.015			26.534	21.271	84.306	75.317
2	12:42:02.135	1:05.614	21.222	24.249	20.143	90.442	78.765	2	12:42:09.113	1:08.098	22.114	25.259	20.725	84.732	75.572
3	12:43:07.378	1:05.243	20.814	24.161	20.268	89.836	77.851	3	12:43:15.959	1:08.846	21.815	24.822	20.209	86.368	76.694
4	12:44:12.926	1:05.548	21.785	24.117	19.646	90.442	78.857	4	12:44:22.866	1:06.907	21.449	25.158	20.300	86.035	76.694
5	12:45:17.706	1:04.780	20.772	24.245	19.763	90.077	78.765	5	12:45:30.774	1:07.908	21.790	26.025	20.093	85.162	76.172
6	12:46:22.492	1:04.786	20.916	24.149	19.721	90.320	78.397	6	12:46:37.152	1:06.378	21.549	24.577	20.252	86.927	76.086
7	12:47:27.654	1:05.162	20.851	24.238	20.073	90.077	78.580	7	12:47:44.313	1:07.161	21.516	25.264	20.381	86.479	75.657
8	12:48:34.586	1:06.932	21.195	25.236	20.501	86.702	74.897	8	12:48:57.998	1:13.685	24.035	26.549	23.101	80.368	69.183
9	12:50:17.846	1:43.260	36.144	46.465	20.651	73.022	77.941	9	12:50:26.186	1:28.188	24.624	41.292	22.272	60.512	75.064
10	12:51:23.067	1:05.221	21.115	24.136	19.970	90.198	77.761	10	12:51:33.295	1:07.109	21.832	24.791	20.486	86.702	74.981
11	12:52:28.182	1:05.115	21.027	24.007	20.081	89.836	78.214	11	12:52:39.918	1:06.623	21.604	24.885	20.134	86.146	75.828
12	12:53:33.460	1:05.278	21.142	24.180	19.956	90.077	78.032	12	12:53:47.158	1:07.240	21.785	24.844	20.611	86.368	74.813
13	12:54:38.998	1:05.538	20.989	24.311	20.238	89.358	77.581	13	12:54:53.920	1:06.762	21.549	24.809	20.404	86.702	75.317

(4) Ray McDOWALL								(55) Gordon McSHANNOCK							
1	12:40:57.015			24.764	20.532	88.767	76.432	1	12:41:02.671			26.321	20.941	86.590	76.259
2	12:42:02.667	1:05.652	21.475	24.210	19.967	90.320	76.694	2	12:42:12.329	1:09.658	23.008	25.979	20.671	87.153	76.607
3	12:43:07.461	1:04.794	20.824	23.855	20.115	90.442	77.941	3	12:43:20.595	1:08.266	22.329	25.424	20.513	87.608	76.519
4	12:44:14.913	1:07.452	22.207	24.697	20.548	87.952	76.345	4	12:44:28.804	1:08.209	22.096	25.324	20.789	87.494	76.432
5	12:45:20.422	1:05.509	21.234	24.424	19.851	89.716	77.224	5	12:45:37.225	1:08.421	22.589	24.945	20.887	88.068	76.345
6	12:46:25.520	1:05.098	21.123	24.111	19.864	89.957	77.135	6	12:46:45.787	1:08.562	22.676	25.308	20.578	88.299	76.870
7	12:47:30.665	1:05.145	21.099	24.174	19.872	90.198	77.851	7	12:47:54.067	1:08.280	22.580	25.189	20.511	87.722	76.345
8	12:48:37.451	1:06.786	21.293	24.186	21.307	90.442	73.022	8	12:49:06.271	1:12.204	23.645	25.616	22.943	78.305	74.399
9	12:50:19.367	1:41.916	35.487	45.770	20.659	72.864	78.123	9	12:50:28.287	1:22.016	23.594	35.182	23.240	56.919	74.730
10	12:51:24.115	1:04.748	20.976	24.083	19.689	90.809	76.958	10	12:51:36.876	1:08.589	22.396	25.544	20.649	87.837	75.402
11	12:52:29.357	1:05.242	21.437	24.182	19.623	89.836	77.671	11	12:52:45.259	1:08.383	21.858	25.850	20.675	81.343	76.607
12	12:53:34.137	1:04.780	20.946	23.976	19.858	90.320	78.305	12	12:53:53.108	1:07.849	21.810	25.565	20.474	85.925	76.086
13	12:54:39.139	1:05.002	20.928	24.164	19.910	90.320	78.397	13	12:55:01.343	1:08.235	21.972	25.133	21.130	87.040	76.172

(84) Robert MARSHALL								(12) David DOWNIE							
1	12:40:57.019			24.486	20.493	88.299	77.224	1	12:41:04.390				21.589	85.815	
2	12:42:03.305	1:06.286	21.939	24.154	20.193	89.239		2	12:42:16.026	1:11.636	23.238	26.725	21.673		
3	12:43:08.082	1:04.777	21.026	23.774	19.977	90.442		3	12:43:26.001	1:09.975	22.737	26.096	21.142	87.153	
4	12:44:13.747	1:05.665	21.404	24.315	19.946	89.120		4	12:44:35.147	1:09.146	22.492	25.844	20.810	87.608	
5	12:45:18.686	1:04.939	20.853	24.031	20.055	89.836	76.694	5	12:45:44.290	1:09.143			20.898	87.837	
6	12:46:23.187	1:04.501	20.668	23.973	19.860	90.198		6	12:46:53.107	1:08.817		25.529	20.968	88.183	
7	12:47:28.859	1:05.672	21.634	24.087	19.951	90.320	78.672	7	12:48:02.839	1:09.732	23.046	25.795	20.891		
8	12:48:35.150	1:06.291	21.302	23.987	21.002	90.686		8	12:49:25.273	1:22.434	29.007	30.114	23.313		
9	12:50:18.851	1:43.701	37.105	45.642	20.954	73.262		9	12:50:37.785	1:12.512	23.946	27.221	21.345	84.946	
10	12:51:24.222	1:05.371	20.972	24.281	20.118	90.077		10	12:51:46.160	1:08.375	22.246	25.324	20.805		
11	12:52:30.367	1:06.145	21.646	24.331	20.168	89.836		11	12:52:54.950	1:08.790	22.722	25.471	20.597	87.837	
12	12:53:35.779	1:05.412	21.087	24.175	20.150	89.716	76.782	12	12:54:03.194	1:08.244			20.868		
13	12:54:41.034	1:05.255	21.067	24.302	19.886	89.120		13	12:55:11.483	1:08.289		25.570	20.665	87.494	

(99) Philip WEBSTER								(35) Martin BUCHAN							
1	12:41:01.967			25.921	21.039	87.380	76.519	1	12:40:57.524			25.059	21.070	85.706	76.259
2	12:42:10.062	1:08.095	22.208	25.292	20.595	87.380	77.135	2	12:42:03.805	1:06.281	21.954	24.114	20.213	89.120	77.313
3	12:43:17.250	1:07.188	22.016	24.889	20.283	87.952	77.402	3	12:43:08.845	1:05.040	21.114	23.974	19.952	89.120	76.782
4	12:44:24.867	1:07.617	21.910	25.425	20.282	86.590	76.870	4	12:44:15.091	1:06.246	21.889	24.217	20.140	88.767	
5	12:45:31.509	1:06.642	21.682	24.825	20.135	87.837	77.581	5	12:45:20.812	1:05.721	21.306	24.479	19.936	88.299	76.345
6	12:46:37.665	1:06.156	21.685	24.533	19.938	88.767	77.135	6	12:46:28.959	1:08.147	20.954	24.368	22.825	88.183	69.758
7	12:47:44.508	1:06.843	21.773	24.746	20.324	88.416	76.782	7	12:47:37.856	1:08.897	21.865	24.334	22.698	87.040	34.789
8	12:48:56.008	1:11.500	24.226	26.046	21.228	84.732	73.182	8	12:50:41.208	3:03.352	2:18.334	24.675	20.343	87.040	75.657
9	12:50:22.857	1:26.849	23.567	42.085	21.197	70.789	76.870	9	12:51:46.813	1:05.605	21.233	24.297	20.075	87.837	76.259
10	12:51:29.778	1:06.921	21.426	24.992	20.503	87.608	76.870	10	12:52:53.267	1:06.454	21.718	24.588	20.148	87.494	76.000
11	12:52:36.261	1:06.483	21.532	24.562	20.389	88.299	76.782	11	12:53:59.439	1:06.172	21.458	24.396	20.318	87.266	75.657
12	12:53:42.786	1:06.525	21.342	24.890	20.293	87.153	76.432	12	12:55:05.544	1:06.105	21.401	24.391	20.313	87.266	76.086
13	12:54:50.407	1:07.621	21.396	25.622	20.603	82.240	76.432								

(46) John ROBERTSON								(66) Ross JOHNSTONE							
1	12:41:00.636			26.361	21.496	86.479	75.828	1	12:41:01.838			26.110	21.311	86.927	76.345
2	12:42:08.729	1:08.093	22.003	25.287	20.803	86.035	75.914	2	12:42:13.428	1:11.590	23.738	27.320	20.532	86.814	77.402
3	12:43:15.668	1:06.939	21.579	25.071	20.289	87.266	75.914	3	12:43:22.866	1:09.438	23.747	25.491	20.200	87.153	77.581
4	12:44:22.344	1:06.676</													



## SMRC Super Touring Car Festival

Scottish BMW Championship

Knockhill 1.267 miles

Race 15 - 2nd Race

11/09/2016 12:40

Race (13 Laps) started at 12:39:42

Lap	Time of Day	Lap Tm	S1	S2	S3	S3Spd	SFSpd	Lap	Time of Day	Lap Tm	S1	S2	S3	S3Spd	SFSpd
11	12:54:16.876	<b>1:08.221</b>	22.009	25.530	20.682	87.380	76.870								
12	12:55:27.148	<b>1:10.272</b>	22.350	26.972	20.950	85.815	75.742								

(52) Ruaridh CLARK

1	12:42:44.291			2:10.401	21.246	86.035	76.000
2	12:43:52.301	<b>1:08.010</b>	22.396	24.928	20.686	87.266	74.730
3	12:44:58.563	<b>1:06.262</b>	21.641	24.376	20.245	<b>87.837</b>	<b>77.224</b>
4	12:46:04.303	<b>1:05.740</b>	21.278	24.358	20.104	87.722	77.135
5	12:47:09.979	<b>1:05.676</b>	21.263	<b>24.150</b>	20.263	87.837	76.607
6	12:48:20.231	<b>1:10.252</b>	22.176	24.948	23.128	84.839	51.701
7	12:50:21.677	<b>2:01.446</b>	50.551	49.642	21.253	70.343	76.870
8	12:51:27.538	<b>1:05.861</b>	21.222	24.487	20.152	87.722	76.870
9	12:52:33.403	<b>1:05.865</b>	21.225	24.412	20.228	87.608	77.224
10	12:53:39.007	<b>1:05.604</b>	<b>21.114</b>	24.283	20.207	87.608	77.135
11	12:54:44.652	<b>1:05.645</b>	21.198	24.376	<b>20.071</b>	87.722	77.135

(7) Steven KING

1	12:40:55.520			24.792	20.356	89.120	78.580
2	12:42:00.625	<b>1:05.105</b>	21.172	24.199	19.734	<b>90.442</b>	78.305
3	12:43:06.473	<b>1:05.848</b>	<b>21.029</b>	24.830	19.989	88.649	<b>78.950</b>
4	12:44:11.689	<b>1:05.216</b>	21.301	24.351	19.564	90.077	78.397
5	12:45:16.526	<b>1:04.837</b>	21.293	<b>24.050</b>	<b>19.494</b>	90.198	78.488

Clerk of the Course :

Sig : Time :

Chief Timekeeper : Ian Sharp (SMART Timing)

Results available at [www.mylaps.com](http://www.mylaps.com) and [www.smart-timing.co.uk](http://www.smart-timing.co.uk)

Printed: 12/09/2016 18:23:47

Orbits







## SMRC Super Touring Car Festival

Lapchart


Scottish BMW Championship

Knockhill 1.267 miles

Race 15 - 2nd Race

11/09/2016 12:40

Race (13 Laps) started at 12:39:42



Competitors	Laps	Laps												
		1	2	3	4	5	6	7	8	9	10	11	12	13
Calum KING (45)	1	45	85	85	85	85	85	85	85	85	85	85	45	45
Gary CLARK (85)	2	85	45	45	45	45	45	45	45	45	45	45	85	85
Neil MacINNES (91)	3	91	91	91	91	91	91	91	91	91	91	91	91	91
David McNAUGHTON (23)	4	23	14	14	14	14	14	14	14	14	14	14	14	14
Lee ELRICK (14)	5	14	23	23	23	23	23	23	23	23	23	23	23	23
Cliff HARPER (72)	6	72	72	72	72	72	72	72	72	72	72	72	77	77
Ashleigh MORRIS (77)	7	77	77	77	77	77	77	77	77	77	77	77	72	72
Steven GOLDIE (40)	8	40	40	40	40	40	40	40	40	40	40	40	40	40
Steven KING (7)	9	7	7	90	90	90	90	90	90	90	90	90	81	81
Richard SUTHERLAND (90)	10	90	90	7	7	7	32	32	81	81	81	81	90	90
Liam GRANT (32)	11	32	32	32	32	32	84	81	32	32	32	32	32	32
Ray McDOWALL (4)	12	4	4	4	84	84	81	84	84	84	4	4	4	4
Robert MARSHALL (84)	13	84	84	84	81	81	4	4	4	4	84	84	84	84
Martin BUCHAN (35)	14	35	35	35	4	4	35	35	99	99	99	99	99	99
Douglas SIMPSON (81)	15	81	81	81	35	35	46	46	46	46	46	46	46	46
John ROBERTSON (46)	16	46	46	46	46	46	65	65	65	65	65	65	65	65
Jeff CLARK (65)	17	65	65	65	65	65	99	99	55	55	55	55	55	55
Ross JOHNSTONE (66)	18	66	99	99	99	99	66	55	12	12	12	12	12	12
Philip WEBSTER (99)	19	99	55	55	55	55	55	12	35	35	35	35	35	35
Gordon McSHANNOCK (55)	20	55	66	66	66	66	12	66	66	66	66	66	66	66
David DOWNIE (12)	21	12	12	12	12	12	52	52	52	52	52	52	52	52
Ruaridh CLARK (52)	22	52	52	52	52	52								
-	23													
-	24													

Margin of Victory	Avg. Speed	Best Lap Tm	Best Speed	Best Lap by
0.204	67.099	1:03.132	72.243	85 - Gary CLARK

Clerk of the Course :

Orbits

 Sig : Time :  
 Chief Timekeeper : Ian Sharp (SMART Timing)

 Results available at [www.mylaps.com](http://www.mylaps.com) and [www.smart-timing.co.uk](http://www.smart-timing.co.uk)

Printed: 12/09/2016 18:24:14



# Scottish BMW Compact Cup

2016

Pos	No.	Name	Total	Diff	Gap	#1		#2		#3		#4		#5		#6		#7		#8		#9		#10		#11		#12		#13		#14	
						Ra	Total	Ra	Total	Ra	Total	Ra	Total	Ra	Total	Ra	Total	Ra	Total	Ra	Total	Ra	Total	Ra	Total	Ra	Total	Ra	Total	Ra	Total	Ra	Total
1	85	Gary CLARK	573	0	0	32	32	37	37	40	40	40	40	40	40	40	40	70	70	50	50	32	32	37	37	40	40	35	35	40	40	40	40
2	14	Lee ELRICK	491	82	82	29	29	32	32	32	32	32	32	37	37	35	35	59	59	38	38	21	21	29	29	37	37	40	40	35	35	35	35
3	72	Cliff HARPER	487	86	4	35	35	35	35	30	30	37	37	30	30	30	30	65	65	47	47	30	30	32	32	28	28	29	29	30	30	29	29
4	23	David McNAUGHTON	469	104	18	37	37	40	40	NS	0	23	23	32	32	37	37	60	60	39	39	40	40	40	40	29	29	28	28	32	32	32	32
5	91	Neil MacINNES	461	112	8	30	30	30	30	35	35	30	30	29	29	29	29	DNF	21	42	42	37	37	35	35	32	32	37	37	37	37	37	37
6	40	Steven GOLDIE	435	138	26	28	28	29	29	37	37	29	29	28	28	28	28	62	62	37	37	27	27	28	28	23	23	25	25	26	26	28	28
7	32	Liam GRANT	385	188	50	19	19	21	21	24	24	26	26	25	25	27	27	58	58	40	40	26	26	24	24	24	24	21	21	25	25	25	25
8	77	Ashleigh MORRIS	381	192	4	20	20	20	20	20	20	25	25	24	24	26	26	56	56	36	36	23	23	26	26	22	22	24	24	29	29	30	30
9	4	Ray McDOWALL	317	256	64	DNF	1	19	19	21	21	22	22	18	18	21	21	67	67	45	45	x	x	x	x	26	26	26	26	27	27	24	24
10	53	Andrew MACKIE	284	289	33	23	23	23	23	22	22	21	21	22	22	24	24	DNF	21	35	35	24	24	21	21	25	25	23	23	NS	0	NS	0
11	81	Douglas SIMPSON	263	310	21	22	22	26	26	28	28	DNF	1	26	26	DNF	1	DNF	21	DNF	1	29	29	27	27	27	27	27	27	NS	0	27	27
12	28	Alistair SMITH	245	328	18	26	26	27	27	x	x	x	x	35	35	32	32	x	x	x	x	35	35	30	30	30	30	30	30	x	x	x	x
13	35	Martin BUCHAN	242	331	3	21	21	24	24	27	27	28	28	23	23	25	25	x	x	x	x	28	28	22	22	x	x	x	x	24	24	20	20
14	90	Richard SUTHERLAND	231	342	11	25	25	25	25	26	26	24	24	27	27	NS	0	x	x	x	x	25	25	25	25	x	x	x	x	28	28	26	26
15	55	Gordon McSHANNOCK	225	348	6	16	16	16	16	17	17	18	18	16	16	18	18	x	x	x	x	19	19	19	19	21	21	22	22	22	22	21	21
16	84	Robert MARSHALL	198	375	27	DNF	1	NS	0	23	23	27	27	20	20	23	23	57	57	DNF	1	x	x	x	x	x	x	x	23	23	23	23	
17	75	Michael COURTS	183	390	15	18	18	22	22	29	29	35	35	DNF	1	22	22	55	55	DNF	1	x	x	x	x	x	x	x	x	x	x	x	
18	99	Philip WEBSTER	178	395	5	17	17	18	18	19	19	20	20	17	17	20	20	x	x	x	x	22	22	23	23	x	x	x	x	NS	0	22	22
19	97	Greig SUTHERLAND	108	465	70	40	40	DNF	1	x	x	x	x	x	x	x	x	x	x	x	x	x	x	x	35	35	32	32	x	x	x	x	
20	66	Ross JOHNSTONE	96	477	12	x	x	x	x	18	18	19	19	x	x	x	x	x	x	x	x	20	20	20	20	x	x	x	x	NS	0	19	19
21	6	Phil DRYBURGH	95	478	1	27	27	28	28	x	x	x	x	21	21	19	19	x	x	x	x	x	x	x	x	x	x	x	x	x	x	x	
22	44	Ryan STIRLING	67	506	28	24	24	17	17	25	25	DNF	1	x	x	x	x	x	x	x	x	x	x	x	x	x	x	x	x	x	x	x	
23	12	David DOWNIE	21	552	46	x	x	x	x	x	x	x	x	x	x	x	x	x	x	x	x	x	x	x	x	x	x	x	21	21	0	0	
24	5	Colin GILLIESPIE	20	553	1	x	x	x	x	x	x	x	x	19	19	1	1	x	x	x	x	x	x	x	x	x	x	x	x	x	x	x	
25	52	Ruaridh CLARK	18	555	2	x	x	x	x	x	x	x	x	x	x	x	x	x	x	x	x	x	x	x	x	x	x	x	0	0	18	18	
26	7	Steven KING	1	572	17	x	x	x	x	x	x	x	x	x	x	x	x	x	x	x	x	x	x	x	x	x	x	x	0	0	DNF	1	
27	57	Daniel CORMACK	1	572	0	x	x	x	x	DNF	1	NS	0	x	x	x	x	x	x	x	x	x	x	x	x	x	x	x	x	x	x	x	
28	2	Steven DAILLY	0	573	1	x	x	x	x	x	x	x	x	x	x	x	0	0	0	0	x	x	x	x	x	x	x	x	x	x	x	x	
29	45	Calum KING	0	573	0	x	x	x	x	x	x	x	x	x	x	x	x	x	x	x	x	x	x	x	x	x	x	x	0	0	0	0	
30	1	Steven DAILLY	0	573	0	x	x	x	x	x	x	x	x	x	x	x	x	x	x	x	x	x	x	x	x	x	x	x	0	0	NS	0	
31	61	Warren DUNBAR	0	573	0	x	x	x	x	x	x	x	0	0	0	0	0	0	x	x	x	x	x	x	x	x	x	x	x	x	x	x	
32	46	John ROBERTSON	0	573	0	x	x	x	x	x	x	x	x	x	x	x	x	x	x	x	x	x	x	x	x	x	x	x	0	0	0	0	
33	65	Jeff CLARK	0	573	0	x	x	x	x	x	x	x	x	x	x	x	x	x	x	x	x	x	x	x	x	0	0	0	0	0	0	0	0

## Event Legend

#1	03/04/2016	SMRC Spring Race Meeting	#8	02/07/2016	BRSCC Donington Park
#2	03/04/2016	SMRC Spring Race Meeting	#9	17/07/2016	SMRC Summer Race Meeting
#3	01/05/2016	SMRC May Day Race Meeting	#10	17/07/2016	SMRC Summer Race Meeting
#4	01/05/2016	SMRC May Day Race Meeting	#11	21/08/2016	SMRC August Race Meeting
#5	29/05/2016	SMRC May Race Meeting	#12	21/08/2016	SMRC August Race Meeting



## SMRC Super Touring Car Festival

Sorted on Laps

Scottish Legends Championship

Knockhill 1.267 miles

Race 16 - Heat 2b

11/09/2016 14:00

Race started at 14:01:53

Pos	No.	Name	Make/Model	CC	Class Code	Laps	Total Tm	Diff	Best Tm	In Lap	2nd Best
1	1	John PATERSON	Ford Coupe	1250	L	8	8:04.626		59.644	3	59.730
2	6	David HUNTER	Ford Coupe	1250	L	8	8:07.874	3.248	59.614	7	59.672
3	33	Chris GRIEVE	Ford Coupe	1250	Guest	8	8:08.042	3.416	59.309	7	1:00.160
4	46	Ross McCULLOCH	Ford Coupe	1250	L R	8	8:14.007	9.381	1:00.797	2	1:00.946
5	15	Steven McGILL	Ford Coupe	1250	Guest	8	8:18.272	13.646	1:00.928	3	1:00.947
6	68	Carol BROWN	Ford Coupe	1250	Guest	8	8:19.769	15.143	1:01.129	4	1:01.142
7	38	Pino PALAZZO	Ford Sedan	1250	L	8	8:19.912	15.286	1:01.452	3	1:01.506
8	22	Ben MASON	Ford Coupe	1250	L	8	8:19.997	15.371	1:00.583	6	1:00.734
9	7	Alan FREELAND	Ford Coupe	1250	LT	8	8:24.901	20.275	1:01.250	6	1:01.289
10	31	Errico PALLAZZO	Ford Sedan	1250	L	8	8:25.917	21.291	1:02.249	8	1:02.282
11	4	Colin McNEILL	Ford Coupe	1250	L	8	8:32.375	27.749	1:02.177	5	1:03.130
12	85	Mark BEATY	Ford Coupe	1250	L R	8	8:42.329	37.703	1:03.010	4	1:03.079
13	71	Ryan McLEISH	Ford Coupe	1250	L R	8	8:49.523	44.897	1:02.156	3	1:02.869
14	77	Allan CLARKE	Ford Coupe	1250	L R	8	8:52.360	47.734	1:05.030	7	1:05.124

## Not classified

DNS	17	Billy WAIT	37 Ford	1250	L			DNS		0	
DNS	18	Gary LYNCH	Ford Coupe	1250	L			DNS		0	
DNS	37	Ivor GREENWOOD	Ford Coupe	1250	L			DNS		0	

Margin of Victory	Avg. Speed	Best Lap Tm	Best Speed	Best Lap by
3.248	75.288	59.309	76.900	33 - Chris GRIEVE

Clerk of the Course :

Orbits

Sig : Time :  
 Chief Timekeeper : Ian Sharp (SMART Timing)

Results available at [www.mylaps.com](http://www.mylaps.com) and [www.smart-timing.co.uk](http://www.smart-timing.co.uk)

Printed: 12/09/2016 18:49:24



## SMRC Super Touring Car Festival

## Scottish Legends Championship

Knockhill 1.267 miles

## Race 16 - Heat 2b

11/09/2016 14:00

Race started at 14:01:53

Lap	Time of Day	Lap Tm	S1	S2	S3	S3Spd	SFSpd
<b>(1) John PATERSON</b>							
1	14:02:58.194	<b>1:03.450</b>	22.829	22.733	17.888	99.419	89.477
2	14:03:58.078	<b>59.884</b>	19.670	22.392	17.822	99.714	89.120
3	14:04:57.722	<b>59.644</b>	19.580	<b>22.358</b>	<b>17.706</b>	<b>100.161</b>	<b>89.716</b>
4	14:05:57.502	<b>59.780</b>	<b>19.434</b>	22.436	17.910	99.714	88.767
5	14:06:57.232	<b>59.730</b>	19.479	22.436	17.815	99.419	89.358
6	14:07:57.413	<b>1:00.181</b>	19.586	22.519	18.076	99.272	89.716
7	14:08:57.280	<b>59.867</b>	19.566	22.425	17.876	99.419	87.837
8	14:09:57.683	<b>1:00.403</b>	19.578	22.533	18.292	98.833	87.153

Lap	Time of Day	Lap Tm	S1	S2	S3	S3Spd	SFSpd
<b>(6) David HUNTER</b>							
1	14:03:00.695	<b>1:05.646</b>	24.029	23.753	17.864	100.762	<b>93.465</b>
2	14:04:00.802	<b>1:00.107</b>	<b>19.389</b>	22.772	17.946	101.678	90.932
3	14:05:00.474	<b>59.672</b>	19.471	22.440	<b>17.761</b>	<b>104.366</b>	92.818
4	14:06:00.244	<b>59.770</b>	19.442	22.468	17.860	101.218	90.442
5	14:07:00.649	<b>1:00.405</b>	19.614	22.883	17.908	100.161	90.809
6	14:08:01.302	<b>1:00.653</b>	20.021	22.734	17.898	100.611	91.179
7	14:09:00.916	<b>59.614</b>	19.433	<b>22.378</b>	17.803	101.524	91.677
8	14:10:00.931	<b>1:00.015</b>	19.515	22.660	17.840	100.310	89.836

Lap	Time of Day	Lap Tm	S1	S2	S3	S3Spd	SFSpd
<b>(33) Chris GRIEVE</b>							
1	14:02:58.917	<b>1:04.499</b>	23.956	22.707	17.836	100.460	91.179
2	14:03:59.369	<b>1:00.452</b>	19.758	22.499	18.195	99.714	91.303
3	14:05:00.173	<b>1:00.804</b>	19.926	22.845	18.033	98.688	88.767
4	14:06:00.605	<b>1:00.432</b>	20.246	22.303	17.883	101.066	90.809
5	14:07:00.856	<b>1:00.251</b>	19.570	22.793	17.888	100.762	<b>91.802</b>
6	14:08:01.630	<b>1:00.774</b>	19.988	22.792	17.994	101.371	90.198
7	14:09:00.939	<b>59.309</b>	<b>19.368</b>	<b>22.292</b>	<b>17.649</b>	<b>102.454</b>	88.068
8	14:10:01.099	<b>1:00.160</b>	19.706	22.684	17.770	100.310	91.179

Lap	Time of Day	Lap Tm	S1	S2	S3	S3Spd	SFSpd
<b>(46) Ross McCULLOCH</b>							
1	14:02:58.494	<b>1:05.029</b>	23.521	23.592	<b>17.916</b>	100.460	90.686
2	14:03:59.291	<b>1:00.797</b>	19.719	23.037	18.041	<b>100.762</b>	<b>90.809</b>
3	14:05:00.418	<b>1:01.127</b>	<b>19.645</b>	23.495	17.987	100.011	90.686
4	14:06:01.697	<b>1:01.279</b>	20.234	23.043	18.002	98.688	88.649
5	14:07:02.643	<b>1:00.946</b>	19.983	<b>22.792</b>	18.171	98.833	87.837
6	14:08:03.961	<b>1:01.318</b>	20.121	23.123	18.074	98.543	88.068
7	14:09:05.281	<b>1:01.320</b>	20.163	23.002	18.155	97.824	87.266
8	14:10:07.064	<b>1:01.783</b>	20.081	23.394	18.308	96.836	85.706

Lap	Time of Day	Lap Tm	S1	S2	S3	S3Spd	SFSpd
<b>(15) Steven McGILL</b>							
1	14:03:02.372	<b>1:06.802</b>	24.170	24.239	18.393	99.863	90.932
2	14:04:03.319	<b>1:00.947</b>	19.912	<b>22.695</b>	18.340	<b>101.678</b>	88.416
3	14:05:04.247	<b>1:00.928</b>	19.962	22.894	<b>18.072</b>	100.611	89.957
4	14:06:05.405	<b>1:01.158</b>	<b>19.829</b>	22.906	18.423	99.714	90.442
5	14:07:07.228	<b>1:01.823</b>	20.320	23.354	18.149	100.310	<b>91.427</b>
6	14:08:08.427	<b>1:01.199</b>	20.074	22.959	18.166	100.914	87.837
7	14:09:09.686	<b>1:01.259</b>	20.130	23.046	18.083	98.111	87.952
8	14:10:11.329	<b>1:01.643</b>	20.099	23.139	18.405	98.254	87.952

Lap	Time of Day	Lap Tm	S1	S2	S3	S3Spd	SFSpd
<b>(68) Carol BROWN</b>							
1	14:03:01.879	<b>1:06.822</b>	24.322	24.163	18.337	96.697	87.952
2	14:04:03.564	<b>1:01.685</b>	20.039	23.016	18.630	97.967	88.767
3	14:05:04.706	<b>1:01.142</b>	20.100	22.885	<b>18.157</b>	<b>99.419</b>	88.884
4	14:06:05.835	<b>1:01.129</b>	<b>19.958</b>	22.927	18.244	97.399	88.416
5	14:07:07.650	<b>1:01.815</b>	20.188	23.382	18.245	99.419	<b>89.002</b>
6	14:08:08.956	<b>1:01.306</b>	20.094	<b>22.846</b>	18.366	99.125	86.590
7	14:09:10.669	<b>1:01.713</b>	20.136	23.096	18.481	97.117	87.266
8	14:10:12.826	<b>1:02.157</b>	20.112	23.451	18.594	95.323	86.927

Lap	Time of Day	Lap Tm	S1	S2	S3	S3Spd	SFSpd
<b>(38) Pino PALAZZO</b>							
1	14:02:59.780	<b>1:05.184</b>	23.264	23.478	18.442	99.272	<b>89.239</b>
2	14:04:02.173	<b>1:02.393</b>	20.269	23.666	18.458	98.543	88.183
3	14:05:03.625	<b>1:01.452</b>	20.144	<b>23.057</b>	18.251	97.257	88.068
4	14:06:05.131	<b>1:01.506</b>	20.163	23.119	18.224	99.419	87.380
5	14:07:07.069	<b>1:01.938</b>	20.466	23.406	<b>18.066</b>	99.714	87.837
6	14:08:08.742	<b>1:01.673</b>	20.033	23.071	18.569	97.399	88.884
7	14:09:10.485	<b>1:01.743</b>	<b>20.029</b>	23.620	18.094	<b>100.161</b>	87.952
8	14:10:12.969	<b>1:02.484</b>	20.104	23.854	18.526	96.697	88.532

Lap	Time of Day	Lap Tm	S1	S2	S3	S3Spd	SFSpd
<b>(22) Ben MASON</b>							
1	14:03:03.335	<b>1:07.533</b>	24.423	24.280	18.830	<b>100.762</b>	<b>90.932</b>
2	14:04:06.154	<b>1:02.819</b>	21.115	23.371	18.333	97.257	88.884

Lap	Time of Day	Lap Tm	S1	S2	S3	S3Spd	SFSpd
3	14:05:07.652	<b>1:01.498</b>	20.566	<b>22.557</b>	18.375	97.967	87.040
4	14:06:08.665	<b>1:01.013</b>	19.852	22.791	18.370	95.459	85.487
5	14:07:09.457	<b>1:00.792</b>	19.966	22.589	18.237	96.976	86.257
6	14:08:10.040	<b>1:00.583</b>	19.823	22.617	<b>18.143</b>	96.836	87.608
7	14:09:10.774	<b>1:00.734</b>	<b>19.643</b>	22.933	18.158	98.833	89.596
8	14:10:13.054	<b>1:02.280</b>	20.204	23.409	18.667	97.399	87.380

Lap	Time of Day	Lap Tm	S1	S2	S3	S3Spd	SFSpd
<b>(7) Alan FREELAND</b>							
1	14:03:03.121	<b>1:07.160</b>	24.137	24.201	18.822	<b>102.298</b>	88.183
2	14:04:06.236	<b>1:03.115</b>	21.634	23.126	18.355	100.460	<b>91.552</b>
3	14:05:09.117	<b>1:02.881</b>	21.215	23.207	18.459	99.714	88.068
4	14:06:11.798	<b>1:02.681</b>	20.918	23.318	18.445	96.558	86.814
5	14:07:13.087	<b>1:01.289</b>	20.080	23.070	<b>18.139</b>	97.824	86.479
6	14:08:14.337	<b>1:01.250</b>	20.155	<b>22.789</b>	18.306	98.254	88.649
7	14:09:16.243	<b>1:01.906</b>	<b>19.980</b>	23.068	18.858	96.143	86.368
8	14:10:17.958	<b>1:01.715</b>	20.194	23.127	18.394	96.143	85.487

Lap	Time of Day	Lap Tm	S1	S2	S3	S3Spd	SFSpd
<b>(31) Errico PALLAZZO</b>							
1	14:03:00.429	<b>1:07.048</b>	25.150	23.223	18.675	<b>98.398</b>	<b>88.416</b>
2	14:04:03.723	<b>1:03.294</b>	<b>20.277</b>	23.534	19.483	97.399	86.257
3	14:05:06.457	<b>1:02.734</b>	20.910	23.175	18.649	97.117	86.257
4	14:06:09.107	<b>1:02.650</b>	20.583	23.454	<b>18.613</b>	98.111	87.040
5	14:07:11.389	<b>1:02.282</b>	20.511	<b>22.965</b>	18.806	96.558	85.487
6	14:08:14.087	<b>1:02.698</b>	20.528	23.454	18.716	95.053	86.035
7	14:09:16.725	<b>1:02.638</b>	20.733	23.202	18.703	96.558	87.608
8	14:10:18.974	<b>1:02.249</b>	20.282	23.323	18.644	95.053	83.054

Lap	Time of Day	Lap Tm	S1	S2	S3	S3Spd	SFSpd
<b>(4) Colin McNEILL</b>							
1	14:03:02.093	<b>1:08.017</b>	24.871	24.739	<b>18.407</b>	96.005	<b>90.320</b>
2	14:04:05.925	<b>1:03.832</b>	20.985	23.567	19.280	97.682	86.368
3	14:05:09.055	<b>1:03.130</b>	21.317	23.368	18.445	98.543	87.608
4	14:06:12.541	<b>1:03.486</b>	20.595	24.345	18.546	98.111	87.266
5	14:07:14.718	<b>1:02.177</b>	<b>20.096</b>	<b>23.356</b>	18.725	<b>99.272</b>	86.479
6	14:08:18.724	<b>1:04.006</b>	20.560	23.616	19.830	97.117	84.200
7	14:09:22.231	<b>1:03.507</b>	20.720	24.160	18.627	96.005	86.702
8	14:10:25.432	<b>1:03.201</b>	20.588	24.002	18.611	95.459	87.380

Lap	Time of Day	Lap Tm	S1	S2	S3	S3Spd	SFSpd
<b>(85) Mark BEATY</b>							
1	14:03:02.961	<b>1:08.946</b>	25.413	24.666	18.867	97.399	<b>88.884</b>
2	14:04:07.176	<b>1:04.215</b>	21.025	23.899	19.291	97.117	88.4



## SMRC Super Touring Car Festival

Lapchart

Scottish Legends Championship

Knockhill 1.267 miles

Race 16 - Heat 2b

11/09/2016 14:00

Race started at 14:01:53

Competitors	Laps									
	0	1	2	3	4	5	6	7	8	
Errico PALLAZZO (31)	1	31	1	1	1	1	1	1	1	1
Ross McCULLOCH (46)	2	46	46	46	33	6	6	6	6	6
Mark BEATY (85)	3	85	33	33	46	33	33	33	33	33
Colin McNEILL (4)	4	4	38	6	6	46	46	46	46	46
Chris GRIEVE (33)	5	33	31	38	38	38	38	15	15	15
Pino PALAZZO (38)	6	38	6	15	15	15	15	38	38	68
John PATERSON (1)	7	1	68	68	68	68	68	68	68	38
David HUNTER (6)	8	6	4	31	31	22	22	22	22	22
Carol BROWN (68)	9	68	15	71	22	31	31	31	7	7
Ryan McLEISH (71)	10	71	85	4	71	7	7	7	31	31
Steven McGILL (15)	11	15	71	22	4	4	4	4	4	4
Ben MASON (22)	12	22	7	7	7	85	85	71	85	85
Alan FREELAND (7)	13	7	22	85	85	71	71	85	71	71
Allan CLARKE (77)	14	77	77	77	77	77	77	77	77	77
-	15									
-	16									
-	17									

Margin of Victory	Avg. Speed	Best Lap Tm	Best Speed	Best Lap by
3.248	75.288	59.309	76.900	33 - Chris GRIEVE

Clerk of the Course :

Sig : Time :  
Chief Timekeeper : Ian Sharp (SMART Timing)

Results available at [www.mylaps.com](http://www.mylaps.com) and [www.smart-timing.co.uk](http://www.smart-timing.co.uk)

Printed: 12/09/2016 18:49:49

Orbits





## SMRC Super Touring Car Festival

Sorted on Laps

Scottish Saloons &amp; Sportscars Championship

Knockhill 1.267 miles

Race 17 - 2nd Race

11/09/2016 14:20

Race (12 Laps) started at 14:20:26

Pos	No.	Name	Make/Model	CC	Class Code	Laps	Total Tm	Diff	Best Tm	In Lap	2nd Best
1	6	Steven DAILLY	Ginetta G50	4500	Guest	12	10:56.917		53.234	7	53.654
2	8	Finlay CROCKER	Honda Civic TCR	2000	A2	12	11:03.356	6.439	53.803	7	54.415
3	29	Robert DRUMMOND	Ford Escort Cosworth	2000	A1	12	11:05.304	8.387	53.643	10	53.670
4	79	Paul BRYDON	BMW M3	3200T	A2	12	11:06.867	9.950	54.348	3	54.745
5	69	Thomson McINTYRE	Subaru Impreza	2000	B1	12	11:56.598	59.681	57.742	6	58.192
6	59	Gary WAIT	Ford Sierra Cosworth	2000	A2	11	10:59.972	1 Lap	57.672	7	57.742
7	89	William ROBSON	Ford Focus RS	2500	B1	11	11:05.718	1 Lap	59.235	9	59.312
8	28	Scott TOLLAN	Escort Cosworth	2000	A1	11	11:17.329	1 Lap	59.573	11	59.935
9	44	Alistair McMILLAN	Ultima GTR	6800	A2	11	11:30.735	1 Lap	57.562	5	57.857
10	68	John KENNEDY	Subaru GC8	2000T	B1	10	11:05.121	2 Laps	1:04.800	9	1:04.898

## Announcements

Car No.59 - No working transponder.

Margin of Victory	Avg. Speed	Best Lap Tm	Best Speed	Best Lap by
6.439	83.314	53.234	85.675	6 - Steven DAILLY

Clerk of the Course :

Orbits

Sig :

Time :

Chief Timekeeper : Ian Sharp (SMART Timing)

Results available at [www.mylaps.com](http://www.mylaps.com) and [www.smart-timing.co.uk](http://www.smart-timing.co.uk)

Printed: 12/09/2016 18:54:54





## SMRC Super Touring Car Festival

### Scottish Saloons & Sportscars Championship

Knockhill 1.267 miles

#### Race 17 - 2nd Race

11/09/2016 14:20

#### Race (12 Laps) started at 14:20:26

Lap	Time of Day	Lap Tm	S1	S2	S3	S3Spd	SFSpd	Lap	Time of Day	Lap Tm	S1	S2	S3	S3Spd	SFSpd
(6) Steven DAILLY															
1	14:21:27.208			22.050	16.434	108.064	96.558	3	14:23:28.118	<b>58.095</b>					
2	14:22:21.215	<b>54.007</b>	17.768	20.101	16.138	109.832	97.824	4	14:24:26.195	<b>58.077</b>					
3	14:23:15.805	<b>54.590</b>	17.544	20.545	16.501	109.474	<b>98.543</b>	5	14:25:25.069	<b>58.874</b>					
4	14:24:11.480	<b>55.675</b>	17.932	21.279	16.464	107.201	95.595	6	14:26:22.811	<b>57.742</b>					
5	14:25:06.033	<b>54.553</b>	17.887	20.556	16.110	108.764	96.281	7	14:27:20.483	<b>57.672</b>					
6	14:26:00.103	<b>54.070</b>	17.394	20.402	16.274	108.413	96.976	8	14:28:18.965	<b>58.482</b>					
7	14:26:53.337	<b>53.234</b>	<b>17.247</b>	19.906	<b>16.081</b>	109.296	97.257	9	14:29:19.702	<b>1:00.737</b>					
8	14:27:47.128	<b>53.791</b>	17.293	19.959	16.539	109.653	96.697	10	14:30:22.122	<b>1:02.420</b>					
9	14:28:40.782	<b>53.654</b>	17.339	<b>19.890</b>	16.425	<b>110.193</b>	94.919	11	14:31:26.611	<b>1:04.489</b>					
10	14:29:34.644	<b>53.862</b>	17.436	20.143	16.283	109.653	96.143	(89) William ROBSON							
11	14:30:28.881	<b>54.237</b>	17.533	20.517	16.187	108.238	96.836	1	14:21:32.957			23.105	17.820	<b>114.129</b>	98.979
12	14:31:23.556	<b>54.675</b>	18.009	20.185	16.481	110.193	92.562	2	14:22:33.650	<b>1:00.693</b>	19.998	23.047	17.648	112.408	<b>99.566</b>
(8) Finlay CROCKER								3	14:23:34.370	<b>1:00.720</b>	19.703	22.882	18.135	109.296	99.419
1	14:21:25.428			20.903	<b>16.135</b>	<b>115.903</b>	102.298	4	14:24:33.682	<b>59.312</b>	19.590	<b>22.172</b>	17.550	111.660	98.688
2	14:22:20.334	<b>54.906</b>	18.065	20.589	16.252	115.703	102.611	5	14:25:33.276	<b>59.594</b>	19.719	22.226	17.649	108.588	98.398
3	14:23:15.412	<b>55.078</b>	18.143	20.461	16.474	114.910	<b>102.926</b>	6	14:26:32.739	<b>59.463</b>	19.561	22.322	17.580	110.193	99.272
4	14:24:11.711	<b>56.299</b>	18.291	21.525	16.483	112.786	102.611	7	14:27:32.218	<b>59.479</b>	19.425	22.382	17.672	108.064	99.419
5	14:25:06.600	<b>54.889</b>	17.898	20.630	16.361	114.714	101.987	8	14:28:31.579	<b>59.361</b>	19.446	22.248	17.667	108.764	98.398
6	14:26:01.015	<b>54.415</b>	17.659	20.411	16.345	115.107	102.768	9	14:29:30.814	<b>59.235</b>	<b>19.413</b>	22.412	<b>17.410</b>	110.556	98.833
7	14:26:54.818	<b>53.803</b>	<b>17.441</b>	<b>20.097</b>	16.265	115.305	101.987	10	14:30:31.431	<b>1:00.617</b>	19.482	23.458	17.677	108.588	98.688
8	14:27:49.660	<b>54.842</b>	17.557	20.447	16.838	115.504	102.768	11	14:31:32.357	<b>1:00.926</b>	19.786	23.118	18.022	110.556	97.117
9	14:28:44.308	<b>54.648</b>	17.645	20.584	16.419	114.714	102.454	(28) Scott TOLLAN							
10	14:29:39.152	<b>54.844</b>	17.864	20.641	16.339	115.504	102.298	1	14:21:35.095			23.184	18.661	101.524	92.054
11	14:30:34.297	<b>55.145</b>	17.923	20.759	16.463	115.504	101.678	2	14:22:36.652	<b>1:01.557</b>	20.567	22.821	18.169	99.714	93.335
12	14:31:29.995	<b>55.698</b>	17.993	20.888	16.817	112.408	100.310	3	14:23:37.878	<b>1:01.226</b>	20.219	22.601	18.406	99.566	93.076
(29) Robert DRUMMOND								4	14:24:38.922	<b>1:01.044</b>	20.334	22.649	18.061	<b>106.520</b>	<b>93.988</b>
1	14:21:28.759			22.138	15.782	126.618	112.786	5	14:25:39.394	<b>1:00.472</b>	20.245	22.245	17.982	102.142	93.076
2	14:22:26.849	<b>58.090</b>	18.442	21.219	18.429	126.857	107.890	6	14:26:39.445	<b>1:00.051</b>	20.118	21.941	17.992	103.242	93.205
3	14:23:23.759	<b>56.910</b>	19.104	21.591	16.215	126.142	114.323	7	14:27:40.430	<b>1:00.985</b>	20.227	22.015	18.743	101.524	92.562
4	14:24:19.262	<b>55.503</b>	18.638	21.046	15.819	122.236	<b>116.304</b>	8	14:28:41.356	<b>1:00.926</b>	20.492	22.033	18.401	100.611	92.308
5	14:25:13.654	<b>54.392</b>	17.998	20.775	15.619	127.339	113.549	9	14:29:44.460	<b>1:03.104</b>	20.386	23.910	18.808	97.682	92.435
6	14:26:07.613	<b>53.959</b>	17.965	20.767	<b>15.227</b>	<b>127.824</b>	115.703	10	14:30:44.395	<b>59.935</b>	20.091	<b>21.914</b>	17.930	100.161	93.857
7	14:27:02.712	<b>55.099</b>	18.831	20.838	15.430	127.339	113.935	11	14:31:43.968	<b>59.573</b>	<b>19.687</b>	21.969	<b>17.917</b>	101.371	92.947
8	14:27:56.518	<b>53.806</b>	17.741	20.733	15.332	124.273	115.107	(44) Alistair McMillAN							
9	14:28:50.188	<b>53.670</b>	<b>17.552</b>	20.722	15.396	124.735	116.103	1	14:21:31.203			22.377	17.606	<b>122.236</b>	112.220
10	14:29:43.831	<b>53.643</b>	17.624	20.545	15.474	127.098	116.304	2	14:22:34.298	<b>1:03.095</b>	18.936	26.562	17.597	113.357	104.856
11	14:30:37.522	<b>53.691</b>	17.586	20.548	15.557	123.815	114.129	3	14:23:32.630	<b>58.332</b>	19.416	22.340	<b>16.576</b>	122.014	<b>113.166</b>
12	14:31:31.943	<b>54.421</b>	17.985	<b>20.485</b>	15.951	126.618	114.714	4	14:24:32.490	<b>59.860</b>	18.580	21.471	19.809	121.572	108.764
(79) Paul BRYDON								5	14:25:30.052	<b>57.562</b>	19.025	21.694	16.843	118.356	104.692
1	14:21:28.035			21.971	17.146	107.544	101.066	6	14:26:27.909	<b>57.857</b>	<b>18.475</b>	21.963	17.419	118.565	109.474
2	14:22:22.966	<b>54.931</b>	18.016	20.654	16.261	<b>116.304</b>	<b>102.768</b>	7	14:27:58.832	<b>1:30.923</b>	18.850	<b>21.408</b>	50.665	122.014	104.529
3	14:23:17.314	<b>54.348</b>	<b>17.575</b>	20.566	<b>16.207</b>	114.910	101.678	8	14:28:58.145	<b>59.313</b>	19.163	22.532	17.618	113.742	105.848
4	14:24:12.261	<b>54.947</b>	17.930	20.602	16.415	114.714	100.310	9	14:29:57.370	<b>59.225</b>	19.312	21.872	18.041	121.133	107.717
5	14:25:07.142	<b>54.881</b>	17.853	<b>20.492</b>	16.536	113.357	99.863	10	14:30:55.548	<b>58.178</b>	18.950	22.197	17.031	116.709	98.111
6	14:26:02.202	<b>55.060</b>	17.751	20.898	16.411	112.408	99.566	11	14:31:57.374	<b>1:01.826</b>	21.013	22.801	18.012	104.529	106.183
7	14:26:57.609	<b>55.407</b>	18.066	20.718	16.623	113.166	100.161	(68) John KENNEDY							
8	14:27:52.955	<b>55.346</b>	17.837	20.720	16.789	113.742	101.832	1	14:21:39.165			25.125	19.970	87.380	84.732
9	14:28:47.965	<b>55.010</b>	17.937	20.592	16.481	113.935	101.524	2	14:22:47.248	<b>1:08.083</b>	22.789	26.033	19.261	93.595	89.477
10	14:29:42.710	<b>54.745</b>	17.627	20.633	16.485	111.660	101.371	3	14:23:53.103	<b>1:05.855</b>	22.631	24.419	18.805	<b>98.688</b>	<b>89.957</b>
11	14:30:37.665	<b>54.955</b>	17.752	20.719	16.484	112.786	99.714	4	14:24:58.854	<b>1:05.751</b>	22.504	24.520	18.727	97.682	89.239
12	14:31:33.506	<b>55.841</b>	18.074	21.047	16.720	111.660	98.254	5	14:26:05.191	<b>1:06.337</b>	21.622	25.745	18.970	94.651	89.716
(69) Thomson McINTYRE								6	14:27:10.463	<b>1:05.272</b>	22.274	<b>24.335</b>	18.663	97.682	89.358
1	14:21:28.745			<b>16.816</b>	<b>113.549</b>			7	14:28:16.323	<b>1:05.860</b>	22.096	24.542	19.222	98.688	88.884
2	14:22:26.970	<b>58.225</b>		16.884	17.457	108.064		8	14:29:22.062	<b>1:05.739</b>	21.739	25.375	<b>18.625</b>	97.682	89.358
3	14:23:26.410	<b>59.440</b>		17.457	17.028	110.922		9	14:30:26.862	<b>1:04.800</b>	<b>21.430</b>	24.392	18.978	97.257	89.477
4	14:24:24.602	<b>58.192</b>		17.028	18.646	107.717		10	14:31:31.760	<b>1:04.898</b>	21.644	24.472	18.782	96.976	89.596
5	14:25:25.070	<b>1:00.468</b>		18.646	16.961	110.556		(59) Gary WAIT							
6	14:26:22.812	<b>57.742</b>		16.961	17.027	109.474		1	14:21:31.202						
7	14:27:21.197	<b>58.385</b>		17.027	17.574	106.689		2	14:22:30.023	<b>58.821</b>					
8	14:28:20.398	<b>59.201</b>		17.574	17.055	109.832		Clerk of the Course :							
9	14:29:20.336	<b>59.938</b>		17.055	18.031	106.183		Sig :							
10	14:30:19.861	<b>59.525</b>		18.031	18.072	103.721		Time :							
11	14:31:21.765	<b>1:01.904</b>		18.072	17.608	100.460		Chief Timekeeper : Ian Sharp (SMART Timing)							
12	14:32:23.237	<b>1:01.472</b>		17.608				Results available at <a href="http://www.mylaps.com">www.mylaps.com</a> and <a href="http://www.smart-timing.co.uk">www.smart-timing.co.uk</a>							

Clerk of the Course :

Sig :

Time :

Chief Timekeeper : Ian Sharp (SMART Timing)

Results available at [www.mylaps.com](http://www.mylaps.com) and [www.smart-timing.co.uk](http://www.smart-timing.co.uk)

Printed: 12/09/2016 18:53:59

Orbits





## SMRC Super Touring Car Festival

Lapchart

Scottish Saloons & Sportscars Championship

Knockhill 1.267 miles

Race 17 - 2nd Race

11/09/2016 14:20

Race (12 Laps) started at 14:20:26

Competitors	Laps												
	1	2	3	4	5	6	7	8	9	10	11	12	
Finlay CROCKER (8)	1	8	8	8	6	6	6	6	6	6	6	6	6
Steven DAILLY (6)	2	6	6	6	8	8	8	8	8	8	8	8	8
Paul BRYDON (79)	3	79	79	79	79	79	79	79	79	79	29	29	29
Thomson McINTYRE (69)	4	69	29	29	29	29	29	29	29	29	79	79	79
Robert DRUMMOND (29)	5	29	69	69	69	59	59	59	59	59	69	69	69
Gary WAIT (59)	6	59	59	59	59	69	69	69	69	69	59	59	59
Alistair McMILLAN (44)	7	44	89	44	44	44	44	89	89	89	89	89	89
William ROBSON (89)	8	89	44	89	89	89	89	28	28	28	28	28	28
Scott TOLLAN (28)	9	28	28	28	28	28	28	44	44	44	44	44	44
John KENNEDY (68)	10	68	68	68	68	68	68	68	68	68	68	68	68

Margin of Victory	Avg. Speed	Best Lap Tm	Best Speed	Best Lap by
6.439	83.314	53.234	85.675	6 - Steven DAILLY

Clerk of the Course :

Sig : Time :  
 Chief Timekeeper : Ian Sharp (SMART Timing)

Results available at [www.mylaps.com](http://www.mylaps.com) and [www.smart-timing.co.uk](http://www.smart-timing.co.uk)

Printed: 12/09/2016 18:54:13





# Scottish Saloons & Sportscars Championship

2016

Pos	No.	Name	Total	Diff	Gap	#1		#2		#3		#4		#5		#6		#7		#8		#9		#10		#11		#12		#13		#14	
						Ra	Total	Ra	Total	Ra	Total	Ra	Total	Ra	Total	Ra	Total	Ra	Total	Ra	Total	Ra	Total	Ra	Total	Ra	Total	Ra	Total	Ra	Total	Ra	Total
1	79	Paul BRYDON	310	0	0	20	20	20	20	20	20	25	25	20	20	16	16	25	25	25	25	DNF	0	14	14	50	50	35	35	20	20	20	20
2	89	William ROBSON	265	45	45	25	25	25	25	18	18	18	18	16	16	20	20	20	20	20	20	14	14	14	14		20	35	35	NS	0	20	20
3	69	Thomson McINTYRE	264	46	1	x	x	x	x	DNF	0	NS	0	25	25	25	25	25	25	25	18	18	18	18	55	55	30	30	18	18	25	25	
4	28	Scott TOLLAN	229	81	35	20	20	25	25	14	14	14	14	18	18	18	18	DNF	0	16	16	14	14	DNF	0	48	48	28	28	DNF	0	14	14
5	8	Finlay CROCKER	201	109	28	x	x	x	x	14	14	20	20	16	16	25	25	x	x	x	x	x	x	x	x	46	46	30	30	25	25	25	25
6	23	Brian MELDRUM	180	130	21	20	20	16	16	x	x	x	x	20	20	16	16	16	16	16	16	x	x	x	x	50	50	26	26	x	x	x	x
7	63	Graham ROBERTSON	171	139	9	12	12	14	14	12	12	12	12	9	9	10	10	20	20	16	16	x	x	x	x	42	42	24	24	x	x	x	x
8	16	Colin SIMPSON	164	146	7	25	25	DNF	0	25	25	14	14	25	25	20	20	x	x	x	x	x	x	x	x	55	55	DNF	0	x	x	x	x
9	54	Andrew MORRISON	113	197	51	x	x	x	x	x	x	x	x	x	x	x	x	x	x	x	25	25	18	18	44	44	26	26	x	x	x	x	
10	1	Ian DONALDSON	111	199	2	25	25	DNF	0	18	18	18	18	x	x	x	x	25	25	25	25	x	x	x	x	x	x	x	x	x	x		
11	51	Roddie PATERSON	90	220	21	x	x	x	x	18	18	18	18	18	18	18	18	NS	0	x	x	x	x	x	x	x	x	x	x	x	x	x	
12	29	Robert DRUMMOND	74	236	16	x	x	x	x	x	x	x	DNF	0	NS	0	DNF	0	20	20	18	18	18	18	x	x	x	DNF	0	18	18		
13	59	Gary WAIT	68	242	6	x	x	x	x	DNF	0	DNF	0	DNF	0	NS	0	16	16	20	20	DNF	0	NS	0	x	x	x	x	16	16	16	16
14	6	Phil DRYBURGH	67	243	1	14	14	25	25	x	x	x	x	14	14	14	14	x	x	x	x	x	x	x	x	x	x	x	x	x	x	x	
15	68	John KENNEDY	66	244	1	16	16	20	20	x	x	x	x	14	14	NS	0	x	x	x	x	x	x	x	x	x	x	x	NS	0	16	16	
16	4	Mark DAWSON	64	246	2	16	16	16	16	16	16	16	16	x	x	x	x	x	x	x	x	x	x	x	x	x	x	x	x	x	x	x	
17	64	Charlie FRASER	54	256	10	18	18	18	18	DNF	0	NS	0	x	x	x	x	x	x	x	x	18	18	DNF	0	x	x	x	x	x	x	x	x
18	13	Keith COWIE	46	264	8	10	10	12	12	x	x	x	x	12	12	12	12	x	x	x	x	x	x	x	x	x	x	x	x	x	x	x	
19	44	Alistair McMILLAN	44	266	2	x	x	x	x	DNF	0	DNF	0	10	10	NS	0	x	x	x	x	x	x	x	NS	20	NS	0	DNF	0	14	14	
20	80	Iain SINCLAIR	36	274	8	x	x	x	x	x	x	x	x	x	x	18	18	DNF	0	DNF	0	18	18	x	x	x	x	x	x	x	x	x	
21	41	Andrew CHRISTIE	36	274	0	x	x	x	x	x	x	x	18	18	18	18	x	x	x	x	x	x	x	x	x	x	x	x	x	x	x	x	
22	6	Steven DAILLY	0	310	36	x	x	x	x	x	x	x	x	x	x	x	x	x	x	x	x	x	x	x	x	x	x	x	0	0	0	0	
23	47	Graham DAVIDSON	0	310	0	DNF	0	NS	0	x	x	x	x	x	x	x	x	x	x	x	x	x	x	x	x	x	x	x	x	x	x	x	
24	56	Adam KINDNESS	0	310	0	DNF	0	DNF	0	x	x	x	x	x	x	x	x	x	x	x	x	x	x	x	x	x	x	x	x	x	x	x	

## Event Legend

#1	03/04/2016	SMRC Spring Race Meeting	#8	17/07/2016	SMRC Summer Race Meeting
#2	03/04/2016	SMRC Spring Race Meeting	#9	21/08/2016	SMRC August Race Meeting
#3	01/05/2016	SMRC May Day Race Meeting	#10	21/08/2016	SMRC August Race Meeting
#4	01/05/2016	SMRC May Day Race Meeting	#11	27/08/2016	DDMC Battle of Britain Race Meeting
#5	29/05/2016	SMRC May Race Meeting	#12	27/08/2016	DDMC Battle of Britain Race Meeting
#6	29/05/2016	SMRC May Race Meeting	#13	10/09/2016	SMRC Super Touring Car Festival
#7	17/07/2016	SMRC Summer Race Meeting	#14	10/09/2016	SMRC Super Touring Car Festival

Championship points are unofficial and given as an indication only.

Official Championship points will be published on the SMRC website.

## SMRC Super Touring Car Festival

Sorted on Laps

Celtic Speed Mini Cooper Cup

Knockhill 1.267 miles

Race 18 - 2nd Race - AMENDED RESULT

11/09/2016 14:45

Race (9 Laps) started at 14:40:42

Pos	No.	Name	Make/Model	CC	Class Code	Laps	Total Tm	Diff	Best Tm	In Lap	2nd Best
1	11	Morgan MURRAY	Mini Cooper	1600	SM	9	9:40.630		1:03.241	4	1:03.255
2	23	Ian MUNRO	Mini Cooper	1600	SM	9	9:41.045	0.415	1:03.623	5	1:03.648
3	87	Paul BELL	Mini Cooper	1600	SM	9	9:42.281	1.651	1:03.611	6	1:03.646
4	67	Mark GERAGHTY	Mini Cooper	1600	SMN	9	9:42.558	1.928	1:03.471	5	1:03.625
5	17	Vic COVEY Jnr	Mini Cooper	1600	Guest	9	9:43.127	2.497	1:03.607	2	1:03.663
6	61	Malcolm McNAB	Mini Cooper	1600	SM	9	9:43.589	2.959	1:03.682	9	1:03.699
7	24	John DUNCAN	Mini Cooper	1600	SMN	9	9:44.104	3.474	1:03.813	8	1:03.880
8	91	Robbie DALGLEISH	Mini Cooper	1600	SMN	9	9:46.559	5.929	1:03.841	7	1:03.973
9	30	Callum DRYBURGH	Mini Cooper	1600	SM	9	9:48.432	7.802	1:03.932	2	1:04.309
10	33	Dylan O'DONNELL	Mini Cooper	1600	SMN	9	9:48.636	8.006	1:03.926	6	1:04.027
11	3	Jock BORTHWICK	Mini Cooper	1600	SM	9	9:48.952	8.322	1:04.251	9	1:04.283
12	6	Daniel DREELAN	Mini Cooper	1600	SM	9	9:55.339	14.709	1:04.343	3	1:04.666
13	75	Michael COURTS	Mini Cooper	1600	SM	9	9:56.425	15.795	1:03.511	5	1:03.738
14	26	William BLAKE	Mini Cooper	1600	SM	9	9:57.905	17.275	1:04.411	3	1:04.881
15	7	Jonny DREELAN	Mini Cooper	1600	SMN	9	9:58.335	17.705	1:04.100	3	1:04.184
16	54	Ray McDOWALL	Mini Cooper	1600	Guest	9	10:04.436	23.806	1:04.957	5	1:04.982
17	10	Neal ROBERTSON	Mini Cooper	1600	SMN	9	10:04.646	24.016	1:04.952	9	1:05.692
18	98	Brandon WALSH	Mini Cooper	1600	SMN	9	10:05.008	24.378	1:05.069	7	1:05.237
19	96	Taelor SHAND	Mini Cooper	1600	SMN L	9	10:06.042	25.412	1:05.466	3	1:05.632
20	12	Allan PATERSON	Mini Cooper	1600	SMN	9	10:06.311	25.681	1:05.084	7	1:05.311
21	8	Hannah CHAPMAN	Mini Cooper	1600	SM L	9	10:06.540	25.910	1:04.928	7	1:05.712
22	35	Chris BLACKHALL	Mini Cooper	1600	Guest	9	10:13.864	33.234	1:05.610	5	1:05.827
23	9	Martin McGEOUGH	Mini Cooper	1600	SMN	9	10:13.871	33.241	1:04.074	3	1:04.969
Not classified											
DNF	4	Dominic WHEATLEY	Mini Cooper	1600	SMN	4	7:09.067	DNF	1:15.050	4	1:16.250
DNS	5	Des WHEATLEY	Mini Cooper	1600	SM			DNS		0	
DNS	34	Craig BLAKE	Mini Cooper	1600	Guest			DNS		0	

### Announcements

Car No.8 - No working transponder.

16:09 AMENDED RESULT - Car No.33 - Racetime includes 1 second time penalty - Unfair advantage.

Margin of Victory	Avg. Speed	Best Lap Tm	Best Speed	Best Lap by
0.415	70.695	1:03.241	72.118	11 - Morgan MURRAY

Clerk of the Course :

Orbits

Sig : Time :

Chief Timekeeper : Ian Sharp (SMART Timing)

 Results available at [www.mylaps.com](http://www.mylaps.com) and [www.smart-timing.co.uk](http://www.smart-timing.co.uk)


## SMRC Super Touring Car Festival

Celtic Speed Mini Cooper Cup

Knockhill 1.267 miles

Race 18 - 2nd Race - AMENDED RESULT

11/09/2016 14:45

Race (9 Laps) started at 14:40:42

Lap	Time of Day	Lap Tm	S1	S2	S3	S3Spd	SFSpd	Lap	Time of Day	Lap Tm	S1	S2	S3	S3Spd	SFSpd
<b>(11) Morgan MURRAY</b>															
1	14:41:50.128			23.796	19.353	88.183	76.086	7	14:48:18.567	1:04.810	21.078	24.079	19.653	88.649	75.742
2	14:42:54.097	1:03.969	20.688	23.679	19.602	88.532	76.000	8	14:49:22.380	1:03.813	20.765	23.656	19.392	88.416	75.914
3	14:43:58.476	1:04.379	20.679	23.962	19.738	86.257	75.742	9	14:50:26.295	1:03.915	20.731	23.681	19.503	87.380	75.487
4	14:45:01.717	1:03.241	20.459	23.507	19.275	88.649	76.607	<b>(91) Robbie DALGLEISH</b>							
5	14:46:04.972	1:03.255	20.456	23.463	19.336	88.416	76.345	1	14:41:53.424			24.237	20.090	87.266	73.583
6	14:47:08.497	1:03.525	20.643	23.529	19.353	88.649	76.782	2	14:42:57.602	1:04.178	20.847	23.741	19.590	88.068	75.487
7	14:48:12.841	1:04.344	21.204	23.751	19.389	87.266	76.172	3	14:44:02.251	1:04.649	20.841	23.793	20.015	87.837	74.730
8	14:49:17.950	1:05.109	21.423	24.310	19.376	87.837	75.657	4	14:45:06.471	1:04.220	20.845	23.861	19.514	86.368	74.981
9	14:50:22.821	1:04.871	21.444	23.874	19.553	86.814	75.657	5	14:46:11.472	1:05.001	20.695	24.521	19.785	83.780	75.402
<b>(23) Ian MUNRO</b>															
1	14:41:49.902			23.925	19.468	86.368	75.657	6	14:47:16.525	1:05.053	20.891	24.261	19.901	85.596	74.730
2	14:42:53.627	1:03.725	20.479	23.825	19.421	86.479	75.402	7	14:48:20.366	1:03.841	20.601	23.641	19.599	87.040	74.399
3	14:43:57.275	1:03.648	20.514	23.645	19.489	86.479	75.572	8	14:49:24.339	1:03.973	20.620	23.738	19.615	86.814	74.070
4	14:45:01.132	1:03.857	20.585	23.785	19.487	86.479	75.317	9	14:50:28.750	1:04.411	20.750	23.800	19.861	86.814	74.730
5	14:46:04.755	1:03.623	20.510	23.628	19.485	86.590	75.914	<b>(30) Callum DRYBURGH</b>							
6	14:47:08.404	1:03.649	20.404	23.742	19.503	86.479	74.813	1	14:41:53.330			24.171	19.778	87.266	75.148
7	14:48:13.243	1:04.839	21.494	23.905	19.440	87.153	75.828	2	14:42:57.262	1:03.932	20.606	23.730	19.596	86.927	75.317
8	14:49:18.520	1:05.277	21.016	24.940	19.321	87.153	75.742	3	14:44:01.849	1:04.577	20.893	23.777	19.917	85.706	73.182
9	14:50:23.236	1:04.716	21.175	23.956	19.585	86.814	74.981	4	14:45:06.825	1:04.966	20.888	24.446	19.642	85.596	74.897
<b>(87) Paul BELL</b>															
1	14:41:50.930			23.816	19.544	87.380	75.487	5	14:46:11.264	1:04.439	20.784	24.022	19.633	85.162	74.070
2	14:42:54.619	1:03.689	20.582	23.620	19.487	87.608	75.828	6	14:47:16.852	1:05.588	20.899	24.416	20.273	83.675	73.502
3	14:43:59.050	1:04.431	20.589	23.676	20.166	86.590	74.564	7	14:48:21.938	1:05.086	20.659	23.730	20.697	86.257	73.422
4	14:45:05.008	1:05.958	22.071	23.977	19.910	86.035	74.481	8	14:49:26.314	1:04.376	20.778	23.965	19.633	85.925	73.664
5	14:46:08.654	1:03.646	20.535	23.694	19.417	87.722	76.259	9	14:50:30.623	1:04.309	20.765	23.945	19.599	86.257	74.234
6	14:47:12.265	1:03.611	20.413	23.610	19.588	87.153	74.316	<b>(33) Dylan O'DONNELL</b>							
7	14:48:16.921	1:04.656	21.496	23.747	19.413	86.702	75.657	1	14:41:52.887			24.211	19.868	87.722	75.317
8	14:49:20.640	1:03.719	20.513	23.793	19.413	87.040	74.897	2	14:42:56.945	1:04.058	20.723	23.748	19.587	87.837	74.981
9	14:50:24.472	1:03.832	20.575	23.706	19.551	86.927	74.981	3	14:44:01.401	1:04.456	20.956	23.751	19.749	87.608	75.657
<b>(67) Mark GERAGHTY</b>															
1	14:41:52.120			24.150	19.804	87.494	74.564	4	14:45:05.966	1:04.565	20.781	23.838	19.946	87.040	74.981
2	14:42:55.873	1:03.753	20.713	23.522	19.518	87.837	75.742	5	14:46:13.543	1:07.577	21.012	26.684	19.881	78.305	74.981
3	14:43:59.556	1:03.683	20.437	23.503	19.743	87.266	75.742	6	14:47:17.469	1:03.926	20.562	23.981	19.383	86.814	75.828
4	14:45:04.834	1:05.278	21.356	23.930	19.992	86.035	74.481	7	14:48:21.666	1:04.197	20.545	23.700	19.952	87.608	74.647
5	14:46:08.305	1:03.471	20.505	23.522	19.444	87.266	75.742	8	14:49:25.693	1:04.027	20.541	24.044	19.442	86.479	75.064
6	14:47:12.531	1:04.226	20.491	23.439	20.296	88.068	74.564	9	14:50:29.827	1:04.134	20.517	24.028	19.589	86.479	75.317
7	14:48:17.451	1:04.920	21.554	23.860	19.506	87.608	75.233	<b>(3) Jock BORTHWICK</b>							
8	14:49:21.076	1:03.625	20.501	23.680	19.444	87.380	75.148	1	14:41:53.769			24.051	19.844	87.608	74.730
9	14:50:24.749	1:03.673	20.587	23.606	19.480	87.040	75.402	2	14:42:58.055	1:04.286	21.012	23.598	19.676	88.068	75.742
<b>(17) Vic COVEY Jnr</b>															
1	14:41:51.871			23.945	19.800	87.040	73.664	3	14:44:02.338	1:04.283	20.692	23.671	19.920	87.494	75.233
2	14:42:55.478	1:03.607	20.568	23.524	19.515	87.153	74.647	4	14:45:07.038	1:04.700	21.219	23.952	19.529	86.927	75.233
3	14:43:59.280	1:03.802	20.380	23.594	19.828	87.722	75.317	5	14:46:12.065	1:05.027	20.949	24.299	19.779	85.815	73.826
4	14:45:03.591	1:04.311	21.112	23.544	19.655	87.040	74.564	6	14:47:17.229	1:05.164	20.693	24.161	20.310	84.839	70.938
5	14:46:07.850	1:04.259	20.861	23.708	19.690	87.153	74.564	7	14:48:22.266	1:05.037	21.311	23.936	19.790	86.257	74.152
6	14:47:12.347	1:04.497	20.497	23.568	20.432	87.153	73.907	8	14:49:26.892	1:04.626	20.973	23.953	19.700	86.590	73.826
7	14:48:17.879	1:05.532	22.034	23.863	19.635	88.299	74.897	9	14:50:31.143	1:04.251	20.693	23.910	19.648	86.146	73.502
8	14:49:21.655	1:03.776	20.474	23.696	19.606	87.952	75.064	<b>(6) Daniel DREELAN</b>							
9	14:50:25.318	1:03.663	20.553	23.476	19.634	88.183	74.730	1	14:41:55.202			24.297	20.330	87.153	69.326
<b>(61) Malcolm McNAB</b>															
1	14:41:52.608			24.312	19.853	86.479	73.989	2	14:43:00.606	1:05.404	21.672	24.114	19.618	86.257	74.070
2	14:42:56.764	1:04.156	20.827	23.674	19.655	86.257	74.564	3	14:44:04.949	1:04.343	20.764	23.824	19.755	85.925	74.070
3	14:44:01.118	1:04.354	20.632	23.937	19.785	84.412	74.730	4	14:45:10.532	1:05.583	21.429	24.462	19.692	85.596	74.399
4	14:45:05.278	1:04.160	20.559	23.750	19.851	86.927	74.564	5	14:46:15.370	1:04.838	21.187	23.875	19.776	86.146	73.907
5	14:46:09.439	1:04.161	21.020	23.653	19.488	86.590	74.647	6	14:47:20.036	1:04.666	21.006	23.902	19.758	86.146	74.564
6	14:47:13.524	1:04.085	20.855	23.688	19.542	86.257	74.564	7	14:48:26.013	1:05.977	21.336	23.931	20.710	86.368	73.989
7	14:48:18.399	1:04.875	21.009	24.070	19.796	87.153	75.742	8	14:49:32.056	1:06.043	21.480	23.885	20.678	85.379	73.022
8	14:49:22.098	1:03.699	20.540	23.679	19.480	87.040	74.897	9	14:50:37.530	1:05.474	21.655	24.101	19.718	85.925	73.342
9	14:50:25.780	1:03.682	20.482	23.633	19.567	86.479	75.148	<b>(75) Michael COURTS</b>							
<b>(24) John DUNCAN</b>															
1	14:41:50.504			23.943	19.362	88.068	76.172	1	14:41:59.063			26.156	19.863	85.706	74.981
2	14:42:54.652	1:04.148	20.667	23.620	19.861	88.299	73.826	2	14:43:05.016	1:05.953	21.259	24.599	20.095	86.035	73.342
3	14:43:59.090	1:04.438	20.978	23.597	19.863	88.183	75.233	3	14:44:10.129	1:05.113	21.478	23.967	19.668	87.494	75.657
4	14:45:05.423	1:06.333	21.547	24.804	19.982	82.747	75.657	4	14:45:13.867	1:03.738	20.679	23.672	19.387	87.494	75.914
5	14:46:09.877	1:04.454	21.352	23.716	19.386	87.837	76.519	5	14:46:17.378	1:03.511	20.520	23.414	19.577	88.416	76.086
6	14:47:13.757	1:03.880	20.977	23.497	19.406	88.532	75.914	6	14:47:21.960	1:04.582	21.406	23.739	19.437	88.183	75.233
<b>(26) William BLAKE</b>															
1	14:41:56.129							7	14:48:29.947	1:07.987	22.040	26.461	19.486	86.927	75.487
2	14:43:01.763	1:05.634	21.307	24.446	19.881	85.379	73.182	8	14:49:34.551	1:04.604	21.313	23.809	19.482	87.040	74.647
3	14:44:06.174	1:04.411	20.913	23.704	19.794	86.368	73.422	9	14:50:38.616	1:04.065	20.705	23.660	19.700	87.608	74.730

Clerk of the Course :

Sig : \_\_\_\_\_ Time : \_\_\_\_\_

Chief Timekeeper : Ian Sharp (SMART Timing)

 Results available at [www.mylaps.com](http://www.mylaps.com) and [www.smart-timing.co.uk](http://www.smart-timing.co.uk)

Orbits



## SMRC Super Touring Car Festival

### Celtic Speed Mini Cooper Cup

Knockhill 1.267 miles

### Race 18 - 2nd Race - AMENDED RESULT

11/09/2016 14:45

### Race (9 Laps) started at 14:40:42

Lap	Time of Day	Lap Tm	S1	S2	S3	S3Spd	SFSpd	Lap	Time of Day	Lap Tm	S1	S2	S3	S3Spd	SFSpd
(7) Jonny DREELAN															
1	14:41:56.043			24.057	21.471	86.590	58.052								
2	14:43:04.224	<b>1:08.181</b>	22.532	25.576	20.073	85.596	73.583								
3	14:44:08.324	<b>1:04.100</b>	<b>20.652</b>	23.832	19.616	85.815	75.148								
4	14:45:12.630	<b>1:04.306</b>	20.796	23.954	19.556	87.040	75.487								
5	14:46:16.814	<b>1:04.184</b>	20.826	<b>23.796</b>	19.562	87.153	<b>75.828</b>								
6	14:47:23.075	<b>1:06.261</b>	21.908	24.674	19.679	85.925	75.657								
7	14:48:30.933	<b>1:07.858</b>	21.291	26.768	19.799	82.442	75.487								
8	14:49:35.377	<b>1:04.444</b>	20.799	24.078	19.567	<b>87.266</b>	74.730								
9	14:50:40.526	<b>1:05.149</b>	21.473	24.145	<b>19.531</b>	87.040	75.487								
(54) Ray McDOWALL															
1	14:41:57.314			24.690	19.976	86.702	74.399								
2	14:43:04.860	<b>1:07.546</b>	21.621	25.799	20.126	85.706	73.022								
3	14:44:11.217	<b>1:06.357</b>	21.544	24.747	20.066	<b>87.837</b>	73.182								
4	14:45:16.350	<b>1:05.133</b>	21.344	<b>24.003</b>	<b>19.786</b>	87.837	73.989								
5	14:46:21.307	<b>1:04.957</b>	<b>21.009</b>	24.091	19.857	87.153	74.399								
6	14:47:26.289	<b>1:04.982</b>	21.081	24.080	19.821	86.702	<b>74.897</b>								
7	14:48:35.429	<b>1:09.140</b>	21.037	27.983	20.120	83.571	73.745								
8	14:49:41.076	<b>1:05.647</b>	21.663	24.123	19.861	86.479	73.745								
9	14:50:46.627	<b>1:05.551</b>	21.360	24.120	20.071	85.815	73.342								
(10) Neal ROBERTSON															
1	14:41:58.911			26.090	19.875	86.590	74.070								
2	14:43:05.382	<b>1:06.471</b>	21.717	24.794	19.960	85.379	74.647								
3	14:44:11.622	<b>1:06.240</b>	21.518	24.647	20.075	87.952	73.102								
4	14:45:17.314	<b>1:05.692</b>	21.903	24.030	19.759	<b>88.183</b>	73.182								
5	14:46:23.128	<b>1:05.814</b>	22.022	24.099	19.693	87.266	75.148								
6	14:47:29.319	<b>1:06.191</b>	21.418	25.210	<b>19.563</b>	87.040	<b>75.828</b>								
7	14:48:35.655	<b>1:06.336</b>	<b>21.133</b>	25.069	20.134	83.780	75.148								
8	14:49:41.885	<b>1:06.230</b>	21.755	24.378	20.097	86.814	73.182								
9	14:50:46.837	<b>1:04.952</b>	21.273	<b>23.912</b>	19.767	87.153	75.317								
(98) Brandon WALSH															
1	14:41:56.236			24.360	20.243	85.162	69.398								
2	14:43:05.645	<b>1:09.409</b>	22.239	26.669	20.501	82.139	73.745								
3	14:44:12.583	<b>1:06.938</b>	22.074	24.764	20.100	84.839	<b>74.813</b>								
4	14:45:17.820	<b>1:05.237</b>	21.705	<b>24.012</b>	<b>19.520</b>	86.479	74.564								
5	14:46:23.773	<b>1:05.953</b>	22.010	24.084	19.859	<b>86.814</b>	74.070								
6	14:47:30.824	<b>1:07.051</b>	21.457	25.901	19.693	84.200	74.070								
7	14:48:35.893	<b>1:05.069</b>	<b>20.993</b>	24.293	19.783	85.815	74.564								
8	14:49:41.913	<b>1:06.020</b>	21.707	24.361	19.952	85.596	73.422								
9	14:50:47.199	<b>1:05.286</b>	21.429	24.084	19.773	85.815	73.989								
(96) Taelor SHAND															
1	14:41:59.672			26.013	20.278	86.146	74.399								
2	14:43:06.171	<b>1:06.499</b>	21.724	24.539	20.236	85.815	<b>75.233</b>								
3	14:44:11.637	<b>1:05.466</b>	21.379	24.341	<b>19.746</b>	<b>87.153</b>	74.564								
4	14:45:17.357	<b>1:05.720</b>	21.576	24.135	20.009	86.702	73.502								
5	14:46:22.989	<b>1:05.632</b>	21.531	24.275	19.826	86.368	73.745								
6	14:47:28.950	<b>1:05.961</b>	21.628	24.549	19.784	85.815	74.481								
7	14:48:35.620	<b>1:06.670</b>	<b>21.165</b>	25.292	20.213	83.885	73.664								
8	14:49:42.336	<b>1:06.716</b>	22.464	<b>24.044</b>	20.208	86.590	74.234								
9	14:50:48.233	<b>1:05.897</b>	21.740	24.146	20.011	86.814	74.316								
(12) Allan PATERSON															
1	14:41:58.070			25.551	19.870	86.146	73.826								
2	14:43:06.214	<b>1:08.144</b>	21.142	26.609	20.393	83.054	73.022								
3	14:44:12.866	<b>1:06.652</b>	22.053	24.509	20.090	85.925	73.502								
4	14:45:18.177	<b>1:05.311</b>	21.708	24.055	19.548	87.494	<b>74.481</b>								
5	14:46:23.919	<b>1:05.742</b>	21.900	24.086	19.756	<b>87.837</b>	73.826								
6	14:47:31.103	<b>1:07.184</b>	21.588	26.064	<b>19.532</b>	85.706	73.907								
7	14:48:36.187	<b>1:05.084</b>	<b>20.943</b>	24.392	19.749	87.153	74.152								
8	14:49:42.603	<b>1:06.416</b>	22.209	24.140	20.067	86.479	72.392								
9	14:50:48.502	<b>1:05.899</b>	21.850	<b>23.961</b>	20.088	86.590	73.422								
(8) Hannah CHAPMAN															

Clerk of the Course : \_\_\_\_\_

Sig : \_\_\_\_\_ Time : \_\_\_\_\_  
 Chief Timekeeper : Ian Sharp (SMART Timing)  
 Results available at [www.mylaps.com](http://www.mylaps.com) and [www.smart-timing.co.uk](http://www.smart-timing.co.uk)

## SMRC Super Touring Car Festival

## Lapchart

Celtic Speed Mini Cooper Cup

Knockhill 1.267 miles

Race 18 - 2nd Race - AMENDED RESULT

11/09/2016 14:45

Race (9 Laps) started at 14:40:42

Competitors	Laps								
	1	2	3	4	5	6	7	8	9
Ian MUNRO (23)	1	23	23	23	23	23	11	11	11
Morgan MURRAY (11)	2	11	11	11	11	11	23	23	23
John DUNCAN (24)	3	24	87	87	17	17	87	87	87
Paul BELL (87)	4	87	24	24	67	67	17	67	67
Vic COVEY Jnr (17)	5	17	17	17	87	87	67	17	17
Mark GERAGHTY (67)	6	67	67	67	61	61	61	61	61
Malcolm McNAB (61)	7	61	61	61	24	24	24	24	24
Dylan O'DONNELL (33)	8	33	33	33	30	91	91	91	91
Callum DRYBURGH (30)	9	30	30	30	91	91	30	33	33
Robbie DALGLEISH (91)	10	91	91	91	30	3	3	30	30
Jock BORTHWICK (3)	11	3	3	3	3	33	33	3	3
Daniel DREELAN (6)	12	6	6	6	6	6	6	6	6
Martin McGEOUGH (9)	13	9	9	9	26	9	75	75	75
Jonny DREELAN (7)	14	7	26	26	9	26	9	26	26
William BLAKE (26)	15	26	7	7	7	7	26	7	7
Brandon WALSH (98)	16	98	54	75	75	75	7	54	54
Ray McDOWALL (54)	17	54	75	54	54	54	96	10	10
Allan PATERSON (12)	18	12	10	10	10	96	96	10	98
Neal ROBERTSON (10)	19	10	98	96	96	10	10	98	96
Michael COURTS (75)	20	75	96	8	8	8	98	12	12
Hannah CHAPMAN (8)	21	8	12	98	98	98	12	8	8
Taelor SHAND (96)	22	96	8	12	12	12	8	9	9
Chris BLACKHALL (35)	23	35	35	35	35	35	35	35	9
Dominic WHEATLEY (4)	24	4	4	4	4				
-	25								
-	26								

Margin of Victory	Avg. Speed	Best Lap Tm	Best Speed	Best Lap by
0.415	70.695	1:03.241	72.118	11 - Morgan MURRAY

Clerk of the Course :

Orbits

Sig : Time :  
 Chief Timekeeper : Ian Sharp (SMART Timing)  
 Results available at [www.mylaps.com](http://www.mylaps.com) and [www.smart-timing.co.uk](http://www.smart-timing.co.uk)



## SMRC Super Touring Car Festival

Celtic Speed Mini Cooper Cup

Knockhill 1.267 miles

Race 24 - 3rd Race

11/09/2016 17:45

Race (11 Laps) started at 17:36:22

### AMENDED GRID - Car No's 30 & 33 positions revised

POLE POSITION

<b>2</b> 61 Malcolm McNAB	<b>1</b> 24 John DUNCAN	<b>1</b>
<b>4</b> 67 Mark GERAGHTY	<b>3</b> 17 Vic COVEY Jnr	<b>2</b>
<b>6</b> 23 Ian MUNRO	<b>5</b> 87 Paul BELL	<b>3</b>
<b>8</b> 91 Robbie DALGLEISH	<b>7</b> 11 Morgan MURRAY	<b>4</b>
<b>10</b> 33 Dylan O'DONNELL	<b>9</b> 30 Callum DRYBURGH	<b>5</b>
<b>12</b> 6 Daniel DREELAN	<b>11</b> 3 Jock BORTHWICK	<b>6</b>
<b>14</b> 26 William BLAKE	<b>13</b> 75 Michael COURTS	<b>7</b>
<b>16</b> 54 Ray McDOWALL	<b>15</b> 7 Jonny DREELAN	<b>8</b>
<b>18</b> 98 Brandon WALSH	<b>17</b> 10 Neal ROBERTSON	<b>9</b>
<b>20</b> 12 Allan PATERSON	<b>19</b> 96 Taelor SHAND	<b>10</b>

Clerk of the Course :

Sig : Time :

Chief Timekeeper : Ian Sharp (SMART Timing)

Results available at [www.mylaps.com](http://www.mylaps.com) and [www.smart-timing.co.uk](http://www.smart-timing.co.uk)


Printed: 12/09/2016 18:10:09

Orbits



## SMRC Super Touring Car Festival

Celtic Speed Mini Cooper Cup	Knockhill 1.267 miles
Race 24 - 3rd Race	11/09/2016 17:45
Race (11 Laps) started at 17:36:22	



<b>22</b>	35 Chris BLACKHALL
<b>24</b>	4 Dominic WHEATLEY
<b>26</b>	34 Craig BLAKE

<b>21</b>	8 Hannah CHAPMAN
<b>23</b>	9 Martin McGEOUGH
<b>25</b>	5 Des WHEATLEY

11

12

13

Clerk of the Course : Orbits

Sig : Time :  
 Chief Timekeeper : Ian Sharp (SMART Timing)

Results available at [www.mylaps.com](http://www.mylaps.com) and [www.smart-timing.co.uk](http://www.smart-timing.co.uk)





# Race Results

Bulletin No. \_\_\_\_\_



## SMRC Super Touring Car Festival

Sorted on Laps

HSCC Super Touring Car Championship

Knockhill 1.267 miles

Race 19 - 2nd Race - AMENDED RESULT

11/09/2016 15:35

Race (20 Laps) started at 15:39:37

Pos	No.	Name	Make/Model	CC	Class Code	Laps	Total Tm	Diff	Best Tm	In Lap	2nd Best
1	11	Gabrielli TARQUINI	Honda Accord	2000	ST1	20	18:20.837		54.674	4	54.715
2	1	Stewart WHYTE	Honda Accord	2000	ST1	20	18:39.583	18.746	54.242	3	54.724
3	79	Mark JONES	Renault Laguna	1988	ST1	20	18:50.460	29.623	55.329	3	55.424
4	6	Dave JARMAN	Nissan Primera	1988	ST1	20	19:04.834	43.997	56.527	12	56.588
5	36	Keith BUTCHER	Audi A4	1988	ST2	19	18:42.614	1 Lap	58.208	13	58.290
6	5	Alvin POWELL	Ford Mondeo	2000	ST1	19	18:44.445	1 Lap	57.466	10	57.752
7	44	Allister McMILLAN	Nissan Primera	2000	ST2	19	19:05.754	1 Lap	58.765	7	59.196
8	8	Darren FIELDING	BMW E36 318	2000	ST2	19	19:08.743	1 Lap	59.062	16	59.112
Not classified											
DNF	23	Derek PALMER	Nissan Primera	1999	ST1	4	4:16.251	DNF	1:00.997	4	1:01.323
DNF	55	Tom ANDREW	BMW E30 M3	2300	GA2	1	1:22.589	DNF	1:15.020	1	
DNF	98	John CLELAND	Vauxhall Vectra	1998	ST1	1	3:02.694	DNF	2:53.083	1	
DQ	18	Colin NOBLE Jnr	Vauxhall Vectra	2000	ST1	20	18:23.438	DQ	54.241	3	54.379

### Announcements

17:05 AMENDED RESULT - Car No.18 - Excluded - C 1.1.5 Driving incompatible with safety.

Margin of Victory	Avg. Speed	Best Lap Tm	Best Speed	Best Lap by
18.746	82.861	54.242	84.083	1 - Stewart WHYTE

Clerk of the Course :

Orbits

Sig : Time :  
Chief Timekeeper : Ian Sharp (SMART Timing)

Results available at [www.mylaps.com](http://www.mylaps.com) and [www.smart-timing.co.uk](http://www.smart-timing.co.uk)

Printed: 12/09/2016 18:17:56







## SMRC Super Touring Car Festival

### HSCC Super Touring Car Championship

Knockhill 1.267 miles

### Race 19 - 2nd Race - AMENDED RESULT

11/09/2016 15:35

### Race (20 Laps) started at 15:39:37

Lap	Time of Day	Lap Tm	S1	S2	S3	S3Spd	SFSpd	Lap	Time of Day	Lap Tm	S1	S2	S3	S3Spd	SFSpd
<b>(11) Gabrielli TARQUINI</b>															
1	15:40:33.794	<b>56.358</b>			16.485			7	15:46:19.614	<b>56.612</b>	18.524	21.330	<b>16.758</b>	<b>112.220</b>	98.254
2	15:41:29.022	<b>55.228</b>			16.461			8	15:47:16.448	<b>56.834</b>	18.321	21.357	17.156	111.846	96.697
3	15:42:23.889	<b>54.867</b>			16.367			9	15:48:13.455	<b>57.007</b>	18.455	21.446	17.106	110.922	98.979
4	15:43:18.563	<b>54.674</b>			<b>16.336</b>			10	15:49:10.137	<b>56.682</b>	18.230	21.566	16.886	110.922	97.682
5	15:44:13.284	<b>54.721</b>			16.404			11	15:50:07.618	<b>57.481</b>	18.323	21.438	17.720	111.846	97.399
6	15:45:08.137	<b>54.853</b>			16.505			12	15:51:04.145	<b>56.527</b>	18.432	<b>21.316</b>	16.779	111.846	98.833
7	15:46:03.579	<b>55.442</b>			16.504			13	15:52:01.053	<b>56.908</b>	18.286	21.316	17.306	111.290	94.919
8	15:46:58.541	<b>54.962</b>			16.460			14	15:52:58.455	<b>57.402</b>	18.696	21.937	16.769	110.739	98.543
9	15:47:53.408	<b>54.867</b>			16.553			15	15:53:55.043	<b>56.588</b>	<b>18.188</b>	21.573	16.827	111.290	98.688
10	15:48:48.222	<b>54.814</b>			16.508			16	15:54:52.022	<b>56.979</b>	18.429	21.590	16.960	110.374	97.257
11	15:49:43.390	<b>55.168</b>			16.554			17	15:55:49.427	<b>57.405</b>	18.509	21.861	17.035	110.739	98.111
12	15:50:38.283	<b>54.893</b>			16.595			18	15:56:46.752	<b>57.325</b>	18.367	21.634	17.324	110.922	96.836
13	15:51:33.064	<b>54.781</b>			16.509			19	15:57:44.246	<b>57.494</b>	18.414	21.708	17.372	110.922	97.682
14	15:52:28.358	<b>55.294</b>			16.520			20	15:58:42.105	<b>57.859</b>	18.975	21.831	17.053	111.290	97.117
15	15:53:23.448	<b>55.090</b>			16.656			<b>(36) Keith BUTCHER</b>							
16	15:54:18.163	<b>54.715</b>			16.543			1	15:40:41.028	<b>1:01.062</b>	20.838	23.366	16.858	104.856	92.690
17	15:55:13.349	<b>55.186</b>			16.555			2	15:41:39.318	<b>58.290</b>	19.260	22.245	<b>16.785</b>	106.015	92.947
18	15:56:08.225	<b>54.876</b>			16.529			3	15:42:38.108	<b>58.790</b>	19.466	22.363	16.961	104.529	92.690
19	15:57:02.977	<b>54.752</b>			16.557			4	15:43:37.409	<b>59.301</b>	19.386	22.964	16.951	104.043	93.726
20	15:57:58.108	<b>55.131</b>			16.713			5	15:44:36.208	<b>58.799</b>	19.383	22.351	17.065	104.204	92.690
<b>(1) Stewart WHYTE</b>															
1	15:40:37.701	<b>56.863</b>	19.479	20.960	16.424	<b>112.976</b>	<b>98.833</b>	6	15:45:35.351	<b>59.143</b>	19.371	22.774	16.998	104.529	93.076
2	15:41:32.425	<b>54.724</b>	17.691	20.736	16.297	112.597	97.399	7	15:46:34.672	<b>59.321</b>	19.481	22.759	17.081	104.856	93.595
3	15:42:26.667	<b>54.242</b>	<b>17.549</b>	<b>20.410</b>	<b>16.283</b>	112.033	98.254	8	15:47:33.965	<b>59.293</b>	19.461	22.875	16.957	105.020	92.818
4	15:43:21.771	<b>55.104</b>	17.893	20.837	16.374	112.786	97.824	9	15:48:32.457	<b>58.492</b>	19.257	22.299	16.936	104.692	93.335
5	15:44:16.717	<b>54.946</b>	17.677	20.692	16.577	112.408	97.682	10	15:49:31.266	<b>58.809</b>	19.287	22.634	16.888	104.856	93.076
6	15:45:11.706	<b>54.989</b>	17.710	20.787	16.492	112.220	98.398	11	15:50:30.794	<b>59.528</b>	19.540	22.842	17.146	104.856	93.205
7	15:46:06.886	<b>55.180</b>	17.761	20.767	16.652	111.474	98.254	12	15:51:29.527	<b>58.733</b>	19.281	22.497	16.955	105.349	93.076
8	15:47:03.579	<b>56.693</b>	18.515	21.557	16.621	109.653	97.967	13	15:52:27.735	<b>58.208</b>	19.189	22.171	16.848	105.681	93.205
9	15:47:59.213	<b>55.634</b>	17.719	20.601	17.314	112.033	96.697	14	15:53:27.020	<b>59.285</b>	19.569	22.394	17.322	105.349	92.690
10	15:48:54.368	<b>55.155</b>	17.684	20.541	16.930	111.660	97.117	15	15:54:25.552	<b>58.532</b>	<b>19.035</b>	22.597	16.900	105.681	93.595
11	15:49:49.291	<b>54.923</b>	17.717	20.540	16.666	112.408	98.254	16	15:55:24.659	<b>59.107</b>	19.429	22.429	17.249	106.183	92.181
12	15:50:44.537	<b>55.246</b>	17.620	20.696	16.930	111.660	97.824	17	15:56:23.118	<b>58.459</b>	19.077	22.295	17.087	104.366	92.562
13	15:51:40.200	<b>55.663</b>	17.920	20.862	16.881	112.220	97.540	18	15:57:21.563	<b>58.445</b>	19.400	<b>22.170</b>	16.875	<b>106.351</b>	<b>93.857</b>
14	15:52:35.958	<b>55.758</b>	18.123	20.831	16.804	111.846	97.682	19	15:58:19.885	<b>58.322</b>	19.160	22.358	16.804	104.692	93.595
15	15:53:31.950	<b>55.992</b>	18.121	20.920	16.951	112.220	96.836	<b>(5) Alvin POWELL</b>							
16	15:54:28.069	<b>56.119</b>	18.265	21.002	16.852	111.846	98.111	1	15:40:45.730	<b>1:00.924</b>			17.560	103.721	
17	15:55:24.261	<b>56.192</b>	18.251	21.241	16.700	111.290	97.257	2	15:41:45.801	<b>1:00.071</b>			17.654	105.020	
18	15:56:20.851	<b>56.590</b>	18.197	21.337	17.056	111.105	97.257	3	15:42:44.810	<b>59.009</b>			17.890	108.588	
19	15:57:17.556	<b>56.705</b>	18.429	21.332	16.944	110.556	98.398	4	15:43:43.612	<b>58.802</b>			17.195	107.372	
20	15:58:16.854	<b>59.298</b>	19.564	21.782	17.952	107.544	89.358	5	15:44:42.465	<b>58.853</b>			17.433	107.030	
<b>(79) Mark JONES</b>															
1	15:40:35.261	<b>57.229</b>	19.114	21.115	17.000	113.166	100.161	6	15:45:42.000	<b>59.535</b>	20.060	22.045	17.430	108.064	
2	15:41:30.685	<b>55.424</b>	<b>17.893</b>	<b>20.538</b>	16.993	113.935	98.254	7	15:46:40.021	<b>58.021</b>			17.121	108.413	
3	15:42:26.014	<b>55.329</b>	18.162	20.663	<b>16.504</b>	114.323	99.419	8	15:47:37.882	<b>57.861</b>		21.903	17.180	107.201	
4	15:43:22.699	<b>56.685</b>	18.591	21.423	16.671	113.549	99.863	9	15:48:36.199	<b>58.317</b>	18.834	22.112	17.371		
5	15:44:18.950	<b>56.251</b>	18.596	21.027	16.628	113.742	100.762	10	15:49:33.665	<b>57.466</b>			<b>17.083</b>	<b>109.296</b>	
6	15:45:15.039	<b>56.089</b>	18.334	20.914	16.841	113.166	99.714	11	15:50:31.650	<b>57.985</b>			17.580	107.544	
7	15:46:11.122	<b>56.083</b>	18.370	20.907	16.806	114.323	98.833	12	15:51:30.793	<b>59.143</b>	18.947	22.136	18.060	108.606	
8	15:47:07.066	<b>55.944</b>	18.142	20.944	16.858	114.518	100.161	13	15:52:32.377	<b>1:01.584</b>			19.735	108.238	
9	15:48:03.062	<b>55.996</b>	18.019	21.054	16.923	<b>114.714</b>	100.161	14	15:53:32.555	<b>1:00.178</b>		22.575	18.316	102.611	
10	15:48:59.551	<b>56.489</b>	17.957	20.859	17.673	114.129	99.125	15	15:54:30.381	<b>57.826</b>			17.422	108.588	
11	15:49:55.752	<b>56.201</b>	18.349	20.874	16.978	113.935	100.161	16	15:55:28.282	<b>57.901</b>	<b>18.593</b>	21.792	17.516		
12	15:50:53.481	<b>57.729</b>	19.050	21.617	17.062	111.846	97.967	17	15:56:26.039	<b>57.757</b>	18.691	21.750	17.316	108.413	
13	15:51:49.925	<b>56.444</b>	18.408	21.145	16.891	114.129	100.460	18	15:57:23.964	<b>57.925</b>			17.407	107.544	
14	15:52:46.608	<b>56.683</b>	18.215	21.335	17.133	112.033	96.558	19	15:58:21.716	<b>57.752</b>		<b>21.565</b>	17.477	108.764	
15	15:53:44.321	<b>57.713</b>	18.750	22.046	16.917	110.922	100.310	<b>(44) Allister McMILLAN</b>							
16	15:54:41.706	<b>57.385</b>	18.973	21.302	17.110	112.976	<b>100.914</b>	1	15:40:43.211	<b>1:02.914</b>	21.545	23.293	18.076	93.726	89.716
17	15:55:38.318	<b>56.612</b>	18.323	21.161	17.128	113.935	100.011	2	15:41:47.902	<b>1:04.691</b>	20.858	24.640	19.193	80.950	88.649
18	15:56:34.522	<b>56.204</b>	18.190	20.912	17.102	112.597	99.863	3	15:42:47.135	<b>59.233</b>	19.562	21.923	17.748	102.926	88.649
19	15:57:31.236	<b>56.714</b>	18.299	21.167	17.248	111.660	99.566	4	15:43:46.757	<b>59.622</b>	19.454	22.246	17.922	97.117	89.002
20	15:58:27.731	<b>56.495</b>	18.310	21.194	16.991	111.846	99.714	5	15:44:46.639	<b>59.882</b>	19.679	22.046	18.157	103.882	87.837
<b>(6) Dave JARMAN</b>															
1	15:40:36.802	<b>58.405</b>	19.522	21.897	16.986	109.296	98.398	6	15:45:46.788	<b>1:00.149</b>	19.784	22.674	17.691	99.863	90.932
2	15:41:34.550	<b>57.748</b>	19.093	21.443	17.212	110.739	<b>100.011</b>	7	15:46:45.553	<b>58.765</b>	19.079	22.044	17.642	102.298	90.932
3	15:42:31.771	<b>57.221</b>	18.529	21.582	17.110	109.653	98.254	8	15:47:45.222	<b>59.669</b>	19.474	22.444	17.751	102.926	90.932
4	15:43:28.786	<b>57.015</b>	18.380	21.835	16.800	110.193	98.254	9	15:48:44.926	<b>59.704</b>	19.297	22.466	17.941	98.688	87.040
5	15:44:25.574	<b>56.788</b>	18.355	21.646	16.787	111.290	98.254	10	15:49:44.398	<b>59.472</b>	19.542	22.163	17.767	96.419	87.837
6	15:45:23.002	<b>57.428</b>	18.598	21.654	17.176	110.193	97.								



## SMRC Super Touring Car Festival

### HSCC Super Touring Car Championship

Knockhill 1.267 miles

### Race 19 - 2nd Race - AMENDED RESULT

11/09/2016 15:35

### Race (20 Laps) started at 15:39:37

Lap	Time of Day	Lap Tm	S1	S2	S3	S3Spd	SFSpd	Lap	Time of Day	Lap Tm	S1	S2	S3	S3Spd	SFSpd
17	15:56:44.388	<b>59.196</b>	19.288	22.272	17.636	104.366	90.686								
18	15:57:43.637	<b>59.249</b>	<b>19.066</b>	22.268	17.915	103.721	<b>92.054</b>								
19	15:58:43.025	<b>59.388</b>	19.336	<b>21.818</b>	18.234	<b>105.515</b>	89.477								

#### (8) Darren FIELDING

1	15:40:44.101	<b>1:03.672</b>	21.715	23.908	18.049	103.084	90.809
2	15:41:44.650	<b>1:00.549</b>	20.160	22.786	17.603	104.529	92.308
3	15:42:44.693	<b>1:00.043</b>	19.289	22.644	18.110	104.856	91.928
4	15:43:45.715	<b>1:01.022</b>	19.970	23.239	17.813	104.204	91.677
5	15:44:45.668	<b>59.953</b>	19.199	22.904	17.850	104.692	91.427
6	15:45:47.357	<b>1:01.689</b>	20.034	23.498	18.157	100.011	91.802
7	15:46:47.334	<b>59.977</b>	19.346	23.061	17.570	105.020	91.179
8	15:47:47.128	<b>59.794</b>	19.368	22.821	17.605	105.349	93.076
9	15:48:47.530	<b>1:00.402</b>	19.219	22.838	18.345	105.020	91.179
10	15:49:48.336	<b>1:00.806</b>	19.823	22.854	18.129	100.460	91.928
11	15:50:48.928	<b>1:00.592</b>	19.998	23.037	17.557	104.204	90.077
12	15:51:48.784	<b>59.856</b>	19.374	22.783	17.699	105.349	91.303
13	15:52:49.418	<b>1:00.634</b>	20.448	22.667	17.519	105.020	92.947
14	15:53:48.733	<b>59.315</b>	19.110	22.769	<b>17.436</b>	105.184	93.205
15	15:54:48.059	<b>59.326</b>	19.172	22.637	17.517	105.184	93.076
16	15:55:47.121	<b>59.062</b>	<b>18.964</b>	<b>22.430</b>	17.668	105.848	92.562
17	15:56:47.068	<b>59.947</b>	18.991	22.874	18.082	104.043	92.562
18	15:57:46.180	<b>59.112</b>	19.105	22.453	17.554	<b>106.015</b>	<b>93.595</b>
19	15:58:46.014	<b>59.834</b>	19.092	22.598	18.144	105.184	89.120

#### (23) Derek PALMER

1	15:40:42.438	<b>1:01.701</b>			<b>17.531</b>	91.677	
2	15:41:51.202	<b>1:08.764</b>			19.708	78.580	
3	15:42:52.525	<b>1:01.323</b>			18.176	<b>104.856</b>	
4	15:43:53.522	<b>1:00.997</b>			19.413	102.454	

#### (55) Tom ANDREW

1	15:40:59.860	<b>1:15.020</b>	<b>22.576</b>	<b>24.908</b>	<b>27.536</b>	<b>79.511</b>	31.835
---	--------------	-----------------	---------------	---------------	---------------	---------------	--------

#### (98) John CLELAND

1	15:42:39.965	<b>2:53.083</b>	<b>1:58.164</b>	<b>29.550</b>	<b>25.369</b>	<b>66.312</b>	<b>36.994</b>
---	--------------	-----------------	-----------------	---------------	---------------	---------------	---------------

#### (18) Colin NOBLE Jnr

1	15:40:39.546	<b>58.467</b>	20.116	21.844	16.507	113.549	101.218
2	15:41:34.130	<b>54.584</b>	17.577	20.503	16.504	114.518	101.066
3	15:42:28.371	<b>54.241</b>	17.474	20.296	16.471	114.714	100.762
4	15:43:23.024	<b>54.653</b>	17.544	20.647	<b>16.462</b>	113.935	101.524
5	15:44:17.822	<b>54.798</b>	17.891	<b>20.269</b>	16.638	115.107	101.066
6	15:45:12.303	<b>54.481</b>	17.504	20.414	16.563	115.305	101.066
7	15:46:07.207	<b>54.904</b>	17.586	20.762	16.556	114.323	<b>101.678</b>
8	15:47:03.215	<b>56.008</b>	18.129	20.840	17.039	115.107	101.066
9	15:47:58.386	<b>55.171</b>	17.643	20.278	17.250	<b>115.504</b>	100.762
10	15:48:52.836	<b>54.450</b>	17.557	20.330	16.563	115.504	101.371
11	15:49:47.215	<b>54.379</b>	17.465	20.308	16.606	115.504	101.066
12	15:50:41.963	<b>54.748</b>	17.485	20.594	16.669	115.107	101.524
13	15:51:36.489	<b>54.526</b>	17.443	20.448	16.635	114.910	100.762
14	15:52:31.057	<b>54.568</b>	<b>17.368</b>	20.321	16.879	114.518	100.914
15	15:53:26.535	<b>55.478</b>	17.632	20.881	16.965	114.714	100.914
16	15:54:21.222	<b>54.687</b>	17.593	20.330	16.764	115.107	100.310
17	15:55:15.744	<b>54.522</b>	17.450	20.329	16.743	115.107	101.218
18	15:56:10.358	<b>54.614</b>	17.575	20.372	16.667	114.518	101.066
19	15:57:05.843	<b>55.485</b>	17.456	20.436	17.593	114.910	101.371
20	15:58:00.709	<b>54.866</b>	17.578	20.545	16.743	115.107	100.762

Clerk of the Course :

Sig : Time :

Chief Timekeeper : Ian Sharp (SMART Timing)

Results available at [www.mylaps.com](http://www.mylaps.com) and [www.smart-timing.co.uk](http://www.smart-timing.co.uk)

Printed: 12/09/2016 18:18:08

Orbits





## SMRC Super Touring Car Festival

## Lapchart


HSCC Super Touring Car Championship

Knockhill 1.267 miles

Race 19 - 2nd Race - AMENDED RESULT

11/09/2016 15:35

Race (20 Laps) started at 15:39:37



Competitors	Laps																				
	0	1	2	3	4	5	6	7	8	9	10	11	12	13	14	15	16	17	18	19	20
Gabrielli TARQUINI (11)	1	11	11	11	11	11	11	11	11	11	11	11	11	11	11	11	11	11	11	11	11
Mark JONES (79)	2	79	79	79	79	1	1	1	1	18	18	18	18	18	18	18	18	18	18	18	18
Dave JARMAN (6)	3	6	6	1	1	79	18	18	18	1	1	1	1	1	1	1	1	1	1	1	1
Keith BUTCHER (36)	4	36	1	18	18	18	79	79	79	79	79	79	79	79	79	79	79	79	79	79	79
Allister McMILLAN (44)	5	44	18	6	6	6	6	6	6	6	6	6	6	6	6	6	6	6	6	6	6
Darren FIELDING (8)	6	8	36	36	36	36	36	36	36	36	36	36	36	36	36	36	36	36	36	36	36
Derek PALMER (23)	7	23	23	8	8	5	5	5	5	5	5	5	5	5	5	5	5	5	5	5	5
Stewart WHYTE (1)	8	1	44	5	5	8	8	44	44	44	44	44	44	44	44	44	44	44	44	44	44
Colin NOBLE Jnr (18)	9	18	8	44	44	44	44	8	8	8	8	8	8	8	8	8	8	8	8	8	8
Alvin POWELL (5)	10	5	5	23	23	23															
Tom ANDREW (55)	11	55	55																		
John CLELAND (98)	12	98	98																		

Margin of Victory	Avg. Speed	Best Lap Tm	Best Speed	Best Lap by
18.746	82.861	54.242	84.083	1 - Stewart WHYTE

Clerk of the Course :

Orbits

Sig : Time :  
Chief Timekeeper : Ian Sharp (SMART Timing)

Results available at [www.mylaps.com](http://www.mylaps.com) and [www.smart-timing.co.uk](http://www.smart-timing.co.uk)





## SMRC Super Touring Car Festival

Sorted on Laps

Scottish Legends Championship

Knockhill 1.267 miles

Race 20 - Final B

11/09/2016 16:05

Race (10 Laps) started at 16:13:36

Pos	No.	Name	Make/Model	CC	Class Code	Laps	Total Tm	Diff	Best Tm	In Lap	2nd Best
1	6	David HUNTER	Ford Coupe	1250	L	10	10:08.551		59.110	4	59.511
2	33	Chris GRIEVE	Ford Coupe	1250	Guest	10	10:13.683	5.132	59.672	4	59.957
3	1	John PATERSON	Ford Coupe	1250	L	10	10:14.815	6.264	59.430	6	59.576
4	22	Ben MASON	Ford Coupe	1250	L	10	10:15.567	7.016	1:00.007	7	1:00.065
5	46	Ross McCULLOCH	Ford Coupe	1250	L R	10	10:22.883	14.332	1:00.591	4	1:00.779
6	38	Pino PALAZZO	Ford Sedan	1250	L	10	10:24.680	16.129	1:00.983	9	1:01.277
7	15	Steven McGILL	Ford Coupe	1250	Guest	10	10:24.961	16.410	1:00.925	5	1:01.120
8	7	Alan FREELAND	Ford Coupe	1250	LT	10	10:28.731	20.180	1:00.882	3	1:01.161
9	68	Carol BROWN	Ford Coupe	1250	Guest	10	10:30.630	22.079	1:01.505	9	1:01.657
10	71	Ryan McLEISH	Ford Coupe	1250	L R	10	10:31.959	23.408	1:01.091	10	1:01.250
11	31	Errico PALLAZZO	Ford Sedan	1250	L	10	10:40.115	31.564	1:02.317	7	1:02.604
12	85	Mark BEATY	Ford Coupe	1250	L R	10	10:42.799	34.248	1:03.101	6	1:03.180
13	4	Colin McNEILL	Ford Coupe	1250	L	10	10:53.529	44.978	1:02.679	6	1:03.285
14	77	Allan CLARKE	Ford Coupe	1250	L R	10	10:58.022	49.471	1:04.464	8	1:04.565

### Not classified

DNS	17	Billy WAIT	37 Ford	1250	L			DNS		0	
DNS	18	Gary LYNCH	Ford Coupe	1250	L			DNS		0	
DNS	37	Ivor GREENWOOD	Ford Coupe	1250	L			DNS		0	

Margin of Victory	Avg. Speed	Best Lap Tm	Best Speed	Best Lap by
5.132	74.946	59.110	77.159	6 - David HUNTER

Clerk of the Course :

Orbits

Sig : Time :  
 Chief Timekeeper : Ian Sharp (SMART Timing)

 Results available at [www.mylaps.com](http://www.mylaps.com) and [www.smart-timing.co.uk](http://www.smart-timing.co.uk)

Printed: 12/09/2016 18:50:05





## SMRC Super Touring Car Festival

## Scottish Legends Championship

Knockhill 1.267 miles

## Race 20 - Final B

11/09/2016 16:05

## Race (10 Laps) started at 16:13:36

Lap	Time of Day	Lap Tm	S1	S2	S3	S3Spd	SFSpd	Lap	Time of Day	Lap Tm	S1	S2	S3	S3Spd	SFSpd
<b>(6) David HUNTER</b>															
1	16:14:46.173	<b>1:06.954</b>	24.112	24.193	18.649	98.398	91.802	1	16:14:48.956	<b>1:10.167</b>	26.003	24.778	19.386	101.218	88.183
2	16:15:46.004	<b>59.831</b>	19.794	<b>22.209</b>	17.828	102.768	91.552	2	16:15:51.424	<b>1:02.468</b>	21.296	23.150	<b>18.022</b>	101.371	89.836
3	16:16:45.723	<b>59.719</b>	19.474	22.350	17.895	101.832	91.928	3	16:16:52.654	<b>1:01.230</b>	20.305	22.778	18.147	100.460	88.649
4	16:17:44.833	<b>59.110</b>	<b>19.291</b>	22.248	<b>17.571</b>	<b>103.084</b>	<b>92.690</b>	4	16:17:53.895	<b>1:01.241</b>	20.066	22.835	18.340	100.161	88.884
5	16:18:44.673	<b>59.840</b>	19.438	22.609	17.793	101.524	90.809	5	16:18:54.820	<b>1:00.925</b>	19.975	<b>22.729</b>	18.221	<b>101.678</b>	<b>89.957</b>
6	16:19:44.272	<b>59.599</b>	19.469	22.358	17.772	100.914	90.564	6	16:19:55.961	<b>1:01.141</b>	20.030	22.808	18.303	98.398	87.837
7	16:20:43.783	<b>59.511</b>	19.437	22.311	17.763	101.678	90.077	7	16:20:57.286	<b>1:01.325</b>	<b>19.776</b>	22.734	18.815	99.566	87.040
8	16:21:43.830	<b>1:00.047</b>	19.674	22.493	17.880	101.524	90.320	8	16:21:58.551	<b>1:01.265</b>	20.197	22.814	18.254	99.272	87.266
9	16:22:44.172	<b>1:00.342</b>	19.676	22.612	18.054	101.524	90.077	9	16:22:59.671	<b>1:01.120</b>	20.085	22.786	18.249	99.272	87.722
10	16:23:44.971	<b>1:00.799</b>	19.639	22.822	18.338	101.066	77.224	10	16:24:01.381	<b>1:01.710</b>	20.167	22.850	18.693	99.125	89.596
<b>(33) Chris GRIEVE</b>															
1	16:14:48.023	<b>1:08.938</b>	25.272	24.774	18.892	101.524	88.068	<b>(7) Alan FREELAND</b>							
2	16:15:48.485	<b>1:00.462</b>	20.140	22.413	17.909	101.371	<b>91.677</b>	1	16:14:48.241	<b>1:10.363</b>	26.405	24.445	19.513	<b>102.768</b>	<b>91.552</b>
3	16:16:48.735	<b>1:00.250</b>	18.990	22.398	17.962	100.460	89.716	2	16:15:49.402	<b>1:01.161</b>	20.146	22.848	<b>18.167</b>	100.310	88.884
4	16:17:48.407	<b>59.672</b>	<b>19.636</b>	<b>22.210</b>	<b>17.826</b>	101.678	90.932	3	16:16:50.284	<b>1:00.882</b>	<b>19.902</b>	<b>22.710</b>	18.270	100.611	90.564
5	16:18:48.610	<b>1:00.203</b>	19.960	22.236	18.007	<b>102.611</b>	88.649	4	16:17:53.278	<b>1:02.940</b>	20.078	23.540	19.376	99.566	73.422
6	16:19:48.603	<b>59.993</b>	19.686	22.354	17.953	100.310	88.884	5	16:18:55.418	<b>1:02.194</b>	20.956	22.915	18.269	98.979	87.837
7	16:20:48.560	<b>59.957</b>	19.698	22.353	17.906	99.125	88.183	6	16:19:57.072	<b>1:01.654</b>	20.155	23.058	18.441	97.399	86.257
8	16:21:48.608	<b>1:00.048</b>	19.744	22.296	18.008	99.125	87.952	7	16:20:58.658	<b>1:01.586</b>	20.042	22.957	18.587	97.540	86.035
9	16:22:49.173	<b>1:00.565</b>	19.872	22.353	18.340	99.566	89.120	8	16:22:00.106	<b>1:01.448</b>	20.075	22.944	18.429	97.257	85.487
10	16:23:50.103	<b>1:00.930</b>	20.348	22.533	18.049	98.979	87.380	9	16:23:02.341	<b>1:02.235</b>	20.228	23.248	18.759	95.868	84.839
<b>(1) John PATERSON</b>															
1	16:14:45.404	<b>1:05.986</b>	24.128	23.848	18.010	98.254	88.649	10	16:24:05.151	<b>1:02.810</b>	20.424	23.532	18.854	95.868	83.467
2	16:15:45.224	<b>59.820</b>	19.603	22.441	<b>17.776</b>	100.460	88.884	<b>(68) Carol BROWN</b>							
3	16:16:44.938	<b>59.714</b>	19.478	22.378	17.858	99.714	89.239	1	16:14:49.480	<b>1:11.212</b>	26.351	24.847	20.014	98.833	<b>91.303</b>
4	16:17:44.607	<b>59.669</b>	19.471	22.213	17.985	100.011	88.183	2	16:15:52.613	<b>1:03.133</b>	21.379	23.180	18.574	<b>99.125</b>	87.380
5	16:18:45.315	<b>1:00.708</b>	19.967	22.501	18.240	<b>103.242</b>	90.320	3	16:16:54.270	<b>1:01.657</b>	20.381	<b>22.931</b>	18.345	98.833	85.815
6	16:19:44.745	<b>59.430</b>	19.455	<b>22.106</b>	17.869	102.142	<b>90.686</b>	4	16:17:56.141	<b>1:01.871</b>	20.601	23.070	<b>18.200</b>	97.257	85.815
7	16:20:51.627	<b>1:06.882</b>	19.410	22.154	25.318	102.142	87.722	5	16:18:58.023	<b>1:01.882</b>	<b>20.071</b>	23.357	18.454	95.731	87.380
8	16:21:51.333	<b>59.706</b>	19.583	22.210	17.913	100.762	87.722	6	16:19:59.927	<b>1:01.904</b>	20.585	23.049	18.270	96.976	87.837
9	16:22:50.909	<b>59.576</b>	19.498	22.153	17.925	100.762	88.299	7	16:21:02.005	<b>1:02.078</b>	20.408	23.205	18.465	96.419	85.487
10	16:23:51.235	<b>1:00.326</b>	<b>19.361</b>	22.534	18.431	102.454	89.239	8	16:22:03.856	<b>1:01.851</b>	20.268	23.077	18.506	96.143	85.379
<b>(22) Ben MASON</b>															
1	16:14:46.124	<b>1:07.894</b>	24.838	24.341	18.715	97.257	<b>89.957</b>	9	16:23:05.361	<b>1:01.505</b>	20.154	23.000	18.351	96.143	85.487
2	16:15:47.230	<b>1:01.106</b>	20.554	22.420	18.132	98.254	87.952	10	16:24:07.050	<b>1:01.689</b>	20.158	23.154	18.377	96.697	85.596
3	16:16:47.629	<b>1:00.399</b>	19.767	22.513	18.119	97.399	87.494	<b>(71) Ryan McLEISH</b>							
4	16:17:48.312	<b>1:00.683</b>	19.818	22.617	18.248	96.558	86.368	1	16:14:49.193	<b>1:11.760</b>	26.713	24.503	20.544	<b>102.298</b>	<b>89.120</b>
5	16:18:48.727	<b>1:00.415</b>	<b>19.578</b>	22.567	18.270	96.976	89.477	2	16:15:53.420	<b>1:04.227</b>	22.089	23.262	18.876	100.611	88.649
6	16:19:48.792	<b>1:00.065</b>	19.678	22.316	18.071	100.011	89.120	3	16:16:55.169	<b>1:01.749</b>	20.213	23.074	18.462	98.833	88.299
7	16:20:48.799	<b>1:00.007</b>	19.640	22.318	18.049	99.566	88.416	4	16:17:56.683	<b>1:01.514</b>	20.370	22.789	<b>18.355</b>	100.161	87.040
8	16:21:48.890	<b>1:00.091</b>	19.733	22.407	<b>17.951</b>	97.399	87.380	5	16:18:57.933	<b>1:01.250</b>	<b>19.850</b>	22.921	18.479	96.558	86.257
9	16:22:49.135	<b>1:00.245</b>	19.746	<b>22.288</b>	18.211	<b>100.310</b>	84.946	6	16:19:59.667	<b>1:01.734</b>	20.028	<b>22.615</b>	19.091	97.967	84.946
10	16:23:51.987	<b>1:02.852</b>	20.768	22.639	19.445	96.976	85.487	7	16:21:04.537	<b>1:04.870</b>			18.448	96.697	84.518
<b>(46) Ross McCULLOCH</b>															
1	16:14:48.817	<b>1:10.123</b>	26.253	24.874	18.996	<b>102.768</b>	<b>90.198</b>	8	16:22:06.013	<b>1:01.476</b>		22.678	18.622	97.399	84.732
2	16:15:50.750	<b>1:01.933</b>	20.925	23.269	<b>17.739</b>	101.371	88.068	9	16:23:07.288	<b>1:01.275</b>	20.106	22.708	18.461	97.824	85.054
3	16:16:51.593	<b>1:00.843</b>	19.965	22.836	18.042	99.863	89.239	10	16:24:08.379	<b>1:01.091</b>	19.958	22.772	18.361	97.824	84.946
4	16:17:52.184	<b>1:00.591</b>	<b>19.704</b>	22.849	18.038	99.863	87.608	<b>(31) Errico PALLAZZO</b>							
5	16:18:52.963	<b>1:00.779</b>	19.958	<b>22.818</b>	18.003	98.688	87.722	1	16:14:48.155	<b>1:10.937</b>	26.761	24.461	19.715	<b>98.833</b>	83.363
6	16:19:54.194	<b>1:01.231</b>	20.000	23.105	18.126	97.399	87.153	2	16:15:52.571	<b>1:04.416</b>	21.831	24.005	<b>18.580</b>	97.540	86.702
7	16:20:54.983	<b>1:00.789</b>	19.901	22.907	17.981	98.398	86.590	3	16:16:55.838	<b>1:03.267</b>	20.874	23.486	18.907	98.688	87.040
8	16:21:56.101	<b>1:01.118</b>	19.978	22.898	18.242	98.543	86.035	4	16:17:58.718	<b>1:02.880</b>	20.662	<b>23.217</b>	19.001	97.824	85.925
9	16:22:57.487	<b>1:01.386</b>	20.044	23.114	18.228	97.399	86.702	5	16:19:02.130	<b>1:03.412</b>	21.269	23.369	18.774	98.254	84.518
10	16:23:59.303	<b>1:01.816</b>	19.962	23.187	18.667	97.682	85.379	6	16:20:05.577	<b>1:03.447</b>	21.269	23.552	18.626	95.731	<b>87.837</b>
<b>(38) Pino PALAZZO</b>															
1	16:14:45.977	<b>1:08.024</b>	24.938	24.440	18.646	96.976	<b>89.239</b>	7	16:21:07.894	<b>1:02.317</b>	<b>20.428</b>	23.277	18.612	96.005	84.946
2	16:15:48.356	<b>1:02.379</b>	21.018	23.018	18.343	98.833	88.767	8	16:22:10.578	<b>1:02.684</b>	20.455	23.333	18.896	96.143	83.885
3	16:16:50.108	<b>1:01.752</b>	20.579	22.784	18.389	98.979	88.068	9	16:23:13.931	<b>1:03.353</b>	20.527	23.890	18.936	95.188	84.306
4	16:17:52.280	<b>1:02.172</b>	20.470	23.250	18.452	99.419	88.299	10	16:24:16.535	<b>1:02.604</b>	20.495	23.375	18.734	94.919	81.244
5	16:18:54.345	<b>1:02.065</b>	20.711	23.111	18.243	98.688	87.608	<b>(85) Mark BEATY</b>							
6	16:19:56.109	<b>1:01.764</b>	20.249	23.152	18.363	99.419	87.040	1	16:14:48.163	<b>1:11.364</b>	25.855	24.865	20.644	93.726	<b>90.809</b>
7	16:20:57.397	<b>1:01.288</b>	20.060	23.086	18.142	98.979	87.153	2	16:15:51.388	<b>1:03.225</b>	21.271	23.381	<b>18.573</b>	97.257	87.722
8	16:21:58.840	<b>1:01.443</b>	20.398	22.908	<b>18.137</b>	99.125	88.767	3	16:16:54.590	<b>1:03.202</b>	20.986	<b>23.368</b>	18.848	96.281	88.649
9	16:22:59.823	<b>1:00.983</b>	<b>20.040</b>	<b>22.708</b>	18.235	101.371	88.183	4	16:17:58.316	<b>1:03.726</b>	21.441	23.399	18.886	97.540	86.590
10	16:24:01.100	<b>1:01.277</b>	20.211	22.795	18.271	<b>101.524</b>	87.266	5	16:19:02.267	<b>1:03.951</b>	21.375	23.525	19.051	96.836	88.884
<b>(15) Steven McGILL</b>															
1	16:14:45.977	<b>1:08.024</b>	24.938	24.440	18.646	96.976	<b>89.239</b>	6	16:20:05.368	<b>1:03.</b>					



## SMRC Super Touring Car Festival

Scottish Legends Championship

Knockhill 1.267 miles

Race 20 - Final B

11/09/2016 16:05

Race (10 Laps) started at 16:13:36

Lap	Time of Day	Lap Tm	S1	S2	S3	S3Spd	SFSpd	Lap	Time of Day	Lap Tm	S1	S2	S3	S3Spd	SFSpd
3	16:17:04.732	1:03.415	20.715	24.026	18.674	96.976	85.925								
4	16:18:08.626	1:03.894	20.828	23.787	19.279	96.836	86.479								
5	16:19:12.255	1:03.629	20.860	24.402	18.367	97.257	86.368								
6	16:20:14.934	1:02.679	20.570	23.545	18.564	98.254	86.035								
7	16:21:18.744	1:03.810	21.031	23.864	18.915	96.836	86.479								
8	16:22:22.029	1:03.285	20.712	23.536	19.037	96.976	84.732								
9	16:23:25.889	1:03.860	21.101	24.089	18.670	96.419	86.479								
10	16:24:29.949	1:04.060	20.850	24.048	19.162	96.836	86.479								

(77) Allan CLARKE

1	16:14:51.639	1:11.799	25.552	26.565	19.682	97.257	87.380
2	16:15:56.317	1:04.678	21.173	24.497	19.008	97.399	86.590
3	16:17:01.110	1:04.793	21.140	24.576	19.077	96.419	86.927
4	16:18:05.675	1:04.565	21.233	24.435	18.897	96.281	84.946
5	16:19:10.313	1:04.638	21.279	24.376	18.983	95.731	86.479
6	16:20:15.094	1:04.781	21.226	24.414	19.141	96.143	88.884
7	16:21:20.137	1:05.043	21.452	24.675	18.916	96.005	86.590
8	16:22:24.601	1:04.464	21.096	24.480	18.888	95.868	85.815
9	16:23:29.293	1:04.692	21.194	24.609	18.889	95.731	86.814
10	16:24:34.442	1:05.149	21.349	24.726	19.074	96.005	86.146

Clerk of the Course :

Sig : Time :

Chief Timekeeper : Ian Sharp (SMART Timing)

Results available at [www.mylaps.com](http://www.mylaps.com) and [www.smart-timing.co.uk](http://www.smart-timing.co.uk)

Printed: 12/09/2016 18:50:17

Orbits





## SMRC Super Touring Car Festival

## Lapchart


Scottish Legends Championship

Knockhill 1.267 miles

Race 20 - Final B

11/09/2016 16:05

Race (10 Laps) started at 16:13:36



Competitors	Laps											
	0	1	2	3	4	5	6	7	8	9	10	
Mark BEATY (85)	1	85	1	1	1	1	6	6	6	6	6	6
Colin McNEILL (4)	2	4	38	6	6	6	1	1	33	33	22	33
Errico PALLAZZO (31)	3	31	22	22	22	22	33	33	22	22	33	1
Ryan McLEISH (71)	4	71	6	38	33	33	22	22	1	1	1	22
Alan FREELAND (7)	5	7	33	33	38	46	46	46	46	46	46	46
Pino PALAZZO (38)	6	38	31	7	7	38	38	15	15	15	15	38
Ben MASON (22)	7	22	85	46	46	7	15	38	38	38	38	15
Carol BROWN (68)	8	68	7	85	15	15	7	7	7	7	7	7
Ross McCULLOCH (46)	9	46	46	15	68	68	71	71	68	68	68	68
Steven McGILL (15)	10	15	15	31	85	71	68	68	71	71	71	71
Chris GRIEVE (33)	11	33	71	68	71	85	31	85	31	31	31	31
David HUNTER (6)	12	6	68	71	31	31	85	31	85	85	85	85
John PATERSON (1)	13	1	77	77	77	77	77	4	4	4	4	4
Allan CLARKE (77)	14	77	4	4	4	4	4	77	77	77	77	77
-	15											
-	16											
-	17											

Margin of Victory	Avg. Speed	Best Lap Tm	Best Speed	Best Lap by
5.132	74.946	59.110	77.159	6 - David HUNTER

Clerk of the Course :

Orbits

Sig : Time :  
Chief Timekeeper : Ian Sharp (SMART Timing)

Results available at [www.mylaps.com](http://www.mylaps.com) and [www.smart-timing.co.uk](http://www.smart-timing.co.uk)

Printed: 12/09/2016 18:50:33



# Scottish Legends Championship

2016

Pos	No.	Name	Total	Diff	Gap	#1		#2		#3		#4		#5		#6		#7		#8		#9		#10		#11		#12		#13		#14		#15		#16										
						Ra	Total	Ra	Total	Ra	Total	Ra	Total	Ra	Total	Ra	Total	Ra	Total	Ra	Total	Ra	Total	Ra	Total	Ra	Total	Ra	Total	Ra	Total	Ra	Total	Ra	Total	Ra	Total	Ra	Total							
1	1	John PATERSON	4720	0	0	185	185	200	200	200	200	DNF	5	5	NS	0	200	200	200	200	200	200	200	200	185	185	200	200	200	200	200	200	200	200	200	200	200	200	200							
2	71	Ryan McLEISH	3865	855	855	130	130	130	130	130	130	170	170	140	140	170	170	185	185	160	160	150	150	170	170	160	160	185	185	NS	0	170	170	185	185	110	110	150	150							
3	46	Ross McCULLOCH	3665	1055	200	100	100	110	110	100	100	150	150	170	170	150	150	140	140	150	150	DNF	5	185	185	170	170	170	170	185	185	185	185	DNF	5	170	170	160	160							
4	6	David HUNTER	2895	1825	770	200	200	185	185	185	185	200	200	200	200	200	200	x	x	x	x	x	x	x	x	x	x	x	x	x	x	x	x	x	x	x	x	x	x	x						
5	7	Alan DUNN	2305	2415	590	150	150	170	170	170	170	140	140	160	160	140	140	150	150	DNF	5	160	160	x	x	x	x	x	x	x	x	x	x	x	x	x	x	x	x	x						
6	37	Ivor GREENWOOD	2300	2420	5	160	160	150	150	160	160	x	x	x	x	x	x	160	160	170	170	185	185	DNF	5	200	200	160	160	170	170	DNF	5	NS	0	160	160	170	170							
7	52	Stewart BLACK	2170	2550	130	110	110	160	160	150	150	185	185	185	185	185	185	170	170	185	185	170	170	x	x	x	x	x	x	x	x	x	x	x	x	x	x	100	100	100	100					
8	38	Pino PALAZZO	1930	2790	240	140	140	140	140	140	140	x	x	x	x	x	x	x	x	x	x	x	x	x	x	x	x	x	x	x	x	x	x	x	x	x	x	130	130	130	130					
9	17	Billy WAIT	1800	2920	130	170	170	DNF	5	110	110	160	160	150	150	160	160	DNF	5	NS	0	NS	0	x	x	x	x	x	x	x	x	x	x	x	x	x	x	x	140	140	140	140				
10	22	Ben MASON	1540	3180	260	x	x	x	x	x	x	x	x	x	x	x	x	x	x	x	x	x	x	x	x	x	x	x	x	x	x	x	x	x	x	x	x	x	185	185	185	185				
11	88	Jeff PRITCHARD	1480	3240	60	120	120	120	120	120	120	130	130	130	130	x	x	130	130	140	140	140	140	x	x	x	x	x	x	x	x	x	x	x	x	x	x	x	90	90	90	90				
12	4	Colin McNEILL	1265	3455	215	x	x	x	x	x	x	x	x	x	x	x	x	120	120	5	130	130	x	x	x	x	x	x	x	x	x	x	x	x	x	x	x	x	x	70	70	60	60			
13	77	Allan CLARKE	1135	3585	130	90	90	100	100	90	90	120	120	120	120	130	130	x	x	x	x	x	x	x	x	x	x	x	x	x	x	x	x	x	x	x	x	x	DNF	5	80	80				
14	85	Mark BEATY	995	3725	140	x	x	x	x	x	x	x	x	x	x	x	x	x	x	x	x	x	x	x	x	x	x	x	x	x	x	x	x	x	x	x	x	x	x	60	60	70	70			
15	31	Errico PALLAZZO	750	3970	245	x	x	x	x	x	x	x	x	x	x	x	x	x	x	x	x	x	x	x	x	x	x	x	x	x	x	x	x	x	x	x	x	x	x	x	x	x				
16	18	Gary LYNCH	310	4410	440	x	x	x	x	x	x	x	x	x	x	x	x	x	x	x	x	x	x	x	x	x	x	x	x	x	x	x	x	x	x	x	x	x	x	80	80	110	110			
17	33	Kieran BEATY	290	4430	20	x	x	x	x	x	x	x	x	x	x	x	x	x	x	x	x	x	x	x	x	x	x	x	x	x	x	x	x	x	x	x	x	x	x	x	x	x	x			
18	7	Dave NEWALL	270	4450	20	x	x	x	x	x	x	x	x	x	x	x	x	x	x	x	x	x	x	x	x	x	x	x	x	x	x	x	x	x	x	x	x	x	x	150	150	120	120			
19	68	Scott HYNDS	215	4505	55	x	x	x	x	x	x	x	x	x	x	x	x	x	x	x	x	x	x	x	x	x	x	x	x	x	x	x	x	x	x	x	x	x	x	120	120	DNF	0			
20	95	Niki MEREDITH	0	4720	215	x	x	x	x	x	x	x	x	x	x	x	x	x	x	x	x	x	0	0	0	0	0	0	0	0	0	0	0	0	0	0	0	0	0	0	x	x	x	x		
21	6	James HOLMAN	0	4720	0	x	x	x	x	x	x	x	x	x	x	x	x	x	x	x	x	x	0	0	0	0	0	0	0	0	0	0	0	0	0	0	0	0	0	0	x	x	x	x		
22	9	Paul O'BRIEN	0	4720	0	x	x	x	x	x	x	x	x	x	x	x	x	x	x	x	x	x	0	0	0	0	0	0	0	0	0	0	0	0	0	0	0	0	0	0	0	x	x	x	x	
23	29	Ian CONROY	0	4720	0	x	x	x	x	x	x	x	x	x	x	x	x	x	x	x	x	x	0	0	0	0	0	0	0	0	0	0	0	0	0	0	0	0	0	0	0	x	x	x	x	
24	33	Chris GRIEVE	0	4720	0	x	x	x	x	x	x	x	x	x	x	x	x	x	x	x	x	x	x	x	x	x	x	x	x	x	x	x	x	x	x	x	x	x	x	x	x	x	x			
25	10	Jonathan TAYLOR	0	4720	0	x	x	x	x	x	x	x	x	x	x	x	x	x	x	x	x	x	0	0	0	0	0	0	0	0	0	0	0	0	0	0	0	0	0	0	0	0	x	x	x	x
26	88	Des FOLEY	0	4720	0	x	x	x	x	x	x	x	x	x	x	x	x	x	x	x	x	x	0	0	NS	0	0	0	NS	0	0	0	0	0	0	0	0	0	0	0	0	0	x	x	x	x
27	69	Gerard McCOSH	0	4720	0	x	x	x	x	x	x	x	x	x	x	x	x	x	x	x	x	x	0	0	0	0	0	0	0	0	0	0	0	0	0	0	0	0	0	0	0	x	x	x	x	
28	15	Steven McGILL	0	4720	0	x	x	x	x	x	x	x	x	x	x	x	x	x	x	x	x	x	x	x	x	x	x	x	x	x	x	x	x	x	x	x	x	x	x	x	x	x	x			
29	16	Gordon BROWN	0	4720	0	x	x	x	x	x	x	x	x	x	x	x	x	x	x	x	x	x	0	0	0	0	0	0	0	0	0	0	0	0	0	0	0	0	0	0	0	x	x	x	x	
30	7	Colm McNEILL	0	4720	0	x	x	x	x	x	x	x	x	x	x	x	x	x	x	x	x	x	0	0	0	0	0	0	0	0	0	0	0	0	0	0	0	0	0	0	0	x	x	x	x	
31	68	Carol BROWN	0	4720	0	x	x	x	x	x	x	x	x	x	x	x	x	x	x	x	x	x	x	x	x	x	x	x	x	x	x	x	x	x	x	x	x	x	x	x	x	x	x	x		

**Event Legend**

#1	03/04/2016	SMRC Spring Race Meeting	#15	11/06/2016	MEC Race Meeting
#2	03/04/2016	SMRC Spring Race Meeting	#16	17/07/2016	SMRC Summer Race Meeting
#3	03/04/2016	SMRC Spring Race Meeting	#17	17/07/2016	SMRC Summer Race Meeting
#4	01/05/2016	SMRC May Day Race Meeting	#18	17/07/2016	SMRC Summer Race Meeting
#5	01/05/2016	SMRC May Day Race Meeting	#19	21/08/2016	SMRC August Race Meeting
#6	01/05/2016	SMRC May Day Race Meeting	#20	21/08/2016	SMRC August Race Meeting
#7	29/05/2016	SMRC May Race Meeting	#21	21/08/2016	SMRC August Race Meeting



<b>#8</b>	<b>29/05/2016</b>	SMRC May Race Meeting	<b>#22</b>	<b>10/09/2016</b>	SMRC Super Touring Car Festival
<b>#9</b>	<b>29/05/2016</b>	SMRC May Race Meeting	<b>#23</b>	<b>10/09/2016</b>	SMRC Super Touring Car Festival
<b>#10</b>	<b>11/06/2016</b>	MEC Race Meeting	<b>#24</b>	<b>10/09/2016</b>	SMRC Super Touring Car Festival
<b>#11</b>	<b>11/06/2016</b>	MEC Race Meeting	<b>#25</b>	<b>10/09/2016</b>	SMRC Super Touring Car Festival
<b>#12</b>	<b>11/06/2016</b>	MEC Race Meeting	<b>#26</b>	<b>10/09/2016</b>	SMRC Super Touring Car Festival
<b>#13</b>	<b>11/06/2016</b>	MEC Race Meeting	<b>#27</b>	<b>10/09/2016</b>	SMRC Super Touring Car Festival
<b>#14</b>	<b>11/06/2016</b>	MEC Race Meeting			

Championship points are unofficial and given as an indication only.

Official Championship points will be published on the SMRC website.

	#17		#18		#19		#20		#21		#22		#23		#24		#25		#26		#27	
a	Total	Ra	Total	Ra	Total	Ra	Total	Ra	Total	Ra	Total	Ra	Total	Ra	Total	Ra	Total	Ra	Total	Ra	Total	
D	200	200	200	200	185	185	200	200	185	185	200	200	200	200	200	200	185	185	200	200	185	185
D	150	140	140	110	110	140	140	140	140	150	150	150	150	150	150	160	160	100	100	130	130	
D	160	130	130	170	170	120	120	NS	0	140	140	160	160	160	160	150	150	170	170	160	160	
x	x	x	x	200	200	185	185	200	200	185	185	185	185	185	185	200	200	185	185	200	200	
x	x	110	110	140	140	110	110	NS	0	x	x	140	140	140	140	140	140	140	140	140	140	
D	170	185	185	160	160	90	90	NS	0	DNF	5	DNF	5	NS	0	NS	0	NS	0	NS	0	
D	100	NS	0	130	130	170	170	170	170	x	x	x	x	x	x	x	x	x	x	x	x	
D	130	160	160	100	100	160	160	160	160	NS	0	130	130	100	100	130	130	160	160	150	150	
D	140	150	150	150	150	150	150	150	150	160	160	NS	0	NS	0	NS	0	NS	0	NS	0	
5	185	170	170	x	x	x	x	x	x	170	170	170	170	170	170	170	170	150	150	170	170	
D	90	DNF	5	DNF	5	130	130	130	130	x	x	x	x	x	x	x	x	x	x	x	x	
D	60	80	80	80	80	70	70	110	110	NS	0	110	110	110	110	100	100	120	120	100	100	
D	80	100	100	x	x	x	x	x	x	110	110	DNF	5	DNF	5	NS	0	90	90	90	90	
D	70	70	70	120	120	100	100	NS	0	120	120	DNF	5	120	120	110	110	110	110	110	110	
x	x	x	x	x	x	x	x	x	x	130	130	120	120	130	130	120	120	130	130	120	120	
D	110	120	120	x	x	x	x	x	NS	0	NS	0	NS	0	NS	0	NS	0	NS	0	NS	0
x	x	x	x	90	90	80	80	120	120	x	x	x	x	x	x	x	x	x	x	x	x	
D	120	x	x	x	x	x	x	x	x	x	x	x	x	x	x	x	x	x	x	x	x	
F	5	90	90	x	x	x	x	x	x	x	x	x	x	x	x	x	x	x	x	x	x	
x	x	x	x	x	x	x	x	x	x	x	x	x	x	x	x	x	x	x	x	x	x	
x	x	x	x	x	x	x	x	x	x	x	x	x	x	x	x	x	x	x	x	x	x	
x	x	x	x	x	x	x	x	x	x	x	x	x	x	x	x	x	x	x	x	x	x	
x	x	x	x	x	x	x	x	x	x	x	x	x	x	x	x	x	x	x	x	x	x	
x	x	x	x	x	x	x	x	x	x	x	x	x	x	x	x	x	x	x	x	x	x	
x	x	x	x	x	x	x	x	x	x	x	x	x	x	x	x	x	x	x	x	x	x	
x	x	x	x	x	x	x	x	x	x	x	x	x	x	x	x	x	x	x	x	x	x	
x	x	x	x	x	x	x	x	x	x	x	x	x	x	x	x	x	x	x	x	x	x	
x	x	x	x	x	x	x	x	x	x	x	x	x	x	x	x	x	x	x	x	x	x	
x	x	x	x	x	x	x	x	x	x	x	x	x	x	x	x	x	x	x	x	x	x	
x	x	x	x	x	x	x	x	x	x	x	x	x	x	x	x	x	x	x	x	x	x	
x	x	x	x	x	x	x	x	x	x	x	x	x	x	x	x	x	x	x	x	x	x	
x	x	x	x	x	x	x	x	x	x	x	x	x	x	x	x	x	x	x	x	x	x	
x	x	x	x	x	x	x	x	x	x	x	x	x	x	x	x	x	x	x	x	0	0	
x	x	x	x	x	x	x	x	x	x	x	x	x	x	x	x	x	x	x	x	x	x	
x	x	x	x	x	x	x	x	x	x	x	x	x	x	x	x	x	x	x	x	x	x	
x	x	x	x	x	x	x	x	x	x	x	x	x	x	x	x	x	x	x	x	x	x	
x	x	x	x	x	x	x	x	x	x	x	x	x	x	x	x	x	x	x	x	0	0	
x	x	x	x	x	x	x	x	x	x	x	x	x	x	x	x	x	x	x	x	x	x	
x	x	x	x	x	x	x	x	x	x	x	x	x	x	x	x	x	x	x	x	x	x	
x	x	x	x	x	x	x	x	x	x	x	x	x	x	x	x	x	x	x	x	0	0	
x	x	x	x	x	x	x	x	x	x	x	x	x	x	x	x	x	x	x	x	x	x	



## SMRC Super Touring Car Festival

Sorted on Laps

Scottish Formula Ford 1600 Championship

Knockhill 1.267 miles

Race 21 - 3rd Race - David Leslie Trophy Race

11/09/2016 16:30

Race (12 Laps) started at 16:33:47

Pos	No.	Name	Make/Model	CC	Class Code	Laps	Total Tm	Diff	Best Tm	In Lap	2nd Best
1	25	Neil MacLENNAN	Ray GR14	1600	FFA	12	11:10.400		55.259	10	55.290
2	50	Jamie THORBURN	Ray GR15	1600	FFAN	12	11:22.935	12.535	55.778	8	55.906
3	8	Sebastian MELROSE	Ray GR14	1600	FFA	12	11:27.380	16.980	56.533	7	56.553
4	71	Matthew COWLEY	Van Dieman JL13	1600	FFAN	12	11:28.187	17.787	56.157	10	56.348
5	18	Alan KIRKALDY	Ray GR10	1600	Guest	12	11:28.346	17.946	56.282	6	56.363
6	92	Matthew CHISHOLM	Van Diemen RF92	1600	FFB	12	11:28.605	18.205	56.444	10	56.454
7	3	Neil BROOME	Swift SC93C	1600	FFB	12	11:29.398	18.998	56.239	8	56.372
8	27	David HOURIE	Van Diemen RF90	1600	FFBN	12	11:33.880	23.480	56.697	12	56.921
9	29	Ross HOWE	Van Diemen RF99	1600	FFAN	12	11:37.486	27.086	57.110	6	57.163
10	70	David THORBURN	Ray GR15	1600	FFA	12	11:41.759	31.359	57.437	8	57.467
11	16	Ivor MAIRS	Mondiale	1600	FFB	12	11:42.400	32.000	57.416	11	57.568
12	30	Steven BARLOW	Ray GR09	1600	FFA	12	11:53.265	42.865	57.814	4	58.210
13	22	Fergus MCINTYRE	Ray GR05	1600	FFA	12	11:58.880	48.480	58.292	12	58.724

Margin of Victory	Avg. Speed	Best Lap Tm	Best Speed	Best Lap by
12.535	81.638	55.259	82.536	25 - Neil MacLENNAN

Clerk of the Course :

Orbits

Sig :

Time :

Chief Timekeeper : Ian Sharp (SMART Timing)

Results available at [www.mylaps.com](http://www.mylaps.com) and [www.smart-timing.co.uk](http://www.smart-timing.co.uk)

Printed: 12/09/2016 18:44:07



## SMRC Super Touring Car Festival

**Scottish Formula Ford 1600 Championship**
**Knockhill 1.267 miles**
**Race 21 - 3rd Race - David Leslie Trophy Race**
**11/09/2016 16:30**
**Race (12 Laps) started at 16:33:47**

Lap	Time of Day	Lap Tm	S1	S2	S3	S3Spd	SFSpd	Lap	Time of Day	Lap Tm	S1	S2	S3	S3Spd	SFSpd
<b>(25) Neil MacLENNAN</b>															
1	16:34:46.670			21.250	16.821	103.561	90.564	3	16:36:43.675	<b>56.911</b>	18.775	21.197	16.939	104.692	90.809
2	16:35:42.733	<b>56.063</b>	18.388	20.944	16.731	104.043	91.303	4	16:37:41.608	<b>57.933</b>	19.603	21.389	16.941	103.882	90.809
3	16:36:38.429	<b>55.696</b>	18.136	20.915	16.645	104.529	91.303	5	16:38:38.839	<b>57.231</b>	18.936	21.295	17.000	105.020	90.932
4	16:37:34.051	<b>55.622</b>	18.085	20.841	16.696	104.856	91.677	6	16:39:35.293	<b>56.454</b>			16.879	105.184	91.055
5	16:38:29.978	<b>55.927</b>	18.000	20.906	17.021	105.349	92.181	7	16:40:32.002	<b>56.709</b>			16.967	104.366	91.055
6	16:39:25.594	<b>55.616</b>	18.068	20.753	16.795	105.184	91.802	8	16:41:28.564	<b>56.562</b>	<b>18.333</b>	21.256	16.973	104.529	90.686
7	16:40:21.086	<b>55.492</b>	17.969	20.760	16.763	105.184	91.928	9	16:42:25.877	<b>57.313</b>	18.338	21.901	17.074	105.681	90.564
8	16:41:16.455	<b>55.369</b>	17.991	20.753	16.625	104.856	92.054	10	16:43:22.321	<b>56.444</b>	18.575	<b>21.041</b>	<b>16.828</b>	<b>105.848</b>	<b>92.308</b>
9	16:42:11.745	<b>55.290</b>	17.990	<b>20.689</b>	16.611	105.681	91.802	11	16:44:19.297	<b>56.976</b>	18.880	21.196	16.900	104.043	91.055
10	16:43:07.004	<b>55.259</b>	17.953	20.781	<b>16.525</b>	<b>105.848</b>	92.054	12	16:45:15.955	<b>56.658</b>	18.622	21.079	16.957	104.204	92.181
11	16:44:02.296	<b>55.292</b>	<b>17.913</b>	20.752	16.627	105.349	<b>92.308</b>	<b>(3) Neil BROOME</b>							
12	16:44:57.750	<b>55.454</b>	17.951	20.768	16.735	105.515	92.054	1	16:34:50.466			21.606	17.694	104.204	90.077
<b>(50) Jamie THORBURN</b>															
1	16:34:52.390		22.167	17.123	104.204	92.308		2	16:35:48.211	<b>57.745</b>	19.079	21.322	17.344	103.402	90.442
2	16:35:48.934	<b>56.544</b>	18.772	21.070	<b>16.702</b>	104.692	92.562	3	16:36:45.518	<b>57.307</b>	18.704	21.228	17.375	104.043	92.308
3	16:36:45.165	<b>56.231</b>	18.533	20.909	16.789	106.183	91.802	4	16:37:42.982	<b>57.464</b>	18.529	21.716	17.219	102.611	90.442
4	16:37:41.756	<b>56.591</b>	18.284	21.379	16.928	105.681	<b>93.335</b>	5	16:38:39.998	<b>57.016</b>	18.763	21.239	17.014	104.856	91.427
5	16:38:37.837	<b>56.081</b>	18.242	20.965	16.874	106.351	91.552	6	16:39:36.370	<b>56.372</b>	18.413	20.946	17.013	105.020	91.303
6	16:39:33.748	<b>55.911</b>	18.187	20.968	16.756	<b>106.520</b>	91.552	7	16:40:33.083	<b>56.713</b>	18.499	20.994	17.220	104.856	90.564
7	16:40:29.709	<b>55.961</b>	18.215	20.950	16.796	104.366	91.552	8	16:41:29.322	<b>56.239</b>	18.375	<b>20.891</b>	16.973	105.681	91.677
8	16:41:25.487	<b>55.778</b>	<b>18.111</b>	<b>20.890</b>	16.777	104.692	91.552	9	16:42:26.127	<b>56.805</b>	<b>18.266</b>	21.397	17.142	<b>107.201</b>	<b>92.818</b>
9	16:42:21.393	<b>55.906</b>	18.146	20.902	16.858	105.184	92.054	10	16:43:23.035	<b>56.908</b>	18.662	21.272	16.974	105.184	91.427
10	16:43:17.476	<b>56.083</b>	18.207	20.933	16.943	104.856	91.802	11	16:44:19.550	<b>56.515</b>	18.427	21.125	<b>16.963</b>	106.015	89.596
11	16:44:13.701	<b>56.225</b>	18.319	21.058	16.848	104.529	91.928	12	16:45:16.748	<b>57.198</b>	18.588	21.196	17.414	105.184	89.596
12	16:45:10.285	<b>56.584</b>	18.473	21.161	16.950	103.882	91.552	<b>(27) David HOURIE</b>							
<b>(8) Sebastian MELROSE</b>															
1	16:34:48.260		21.537	17.438	103.242	90.809		1	16:34:50.721				17.225	103.402	
2	16:35:45.516	<b>57.256</b>	18.925	21.317	17.014	104.043	91.179	2	16:35:48.699	<b>57.978</b>			17.398		
3	16:36:42.638	<b>57.122</b>	18.606	21.207	17.309	104.204	90.932	3	16:36:46.855	<b>58.156</b>			17.182		
4	16:37:40.393	<b>57.755</b>	19.489	21.256	17.010	103.882	91.055	4	16:37:44.219	<b>57.364</b>			17.296		
5	16:38:37.245	<b>56.852</b>	18.697	21.155	17.000	104.204	91.427	5	16:38:41.531	<b>57.312</b>			17.093	<b>106.183</b>	
6	16:39:33.961	<b>56.716</b>	18.521	21.076	17.119	104.692	<b>92.947</b>	6	16:39:38.452	<b>56.921</b>			<b>17.068</b>	105.349	
7	16:40:30.494	<b>56.533</b>	18.426	<b>21.041</b>	17.066	<b>105.515</b>	91.552	7	16:40:35.481	<b>57.029</b>			17.345	105.020	
8	16:41:27.047	<b>56.553</b>	18.447	21.132	16.974	105.184	91.802	8	16:41:32.688	<b>57.207</b>			17.181	104.692	
9	16:42:24.699	<b>57.652</b>	19.295	21.503	16.854	104.856	91.179	9	16:42:29.862	<b>57.174</b>			17.208	104.692	
10	16:43:21.272	<b>56.573</b>	<b>18.422</b>	21.324	<b>16.827</b>	104.043	91.802	10	16:43:27.240	<b>57.378</b>			17.177	104.043	
11	16:44:18.173	<b>56.901</b>	18.649	21.285	16.967	103.882	91.677	11	16:44:24.533	<b>57.293</b>			17.310	104.856	
12	16:45:14.730	<b>56.557</b>	18.466	21.219	16.872	105.020	91.055	12	16:45:21.230	<b>56.697</b>			17.082	105.515	
<b>(71) Matthew COWLEY</b>															
1	16:34:48.769		21.442	17.289	103.561	89.716		<b>(29) Ross HOWE</b>							
2	16:35:46.158	<b>57.389</b>	18.932	21.242	17.215	104.856	91.552	1	16:34:51.647			22.220	17.516	102.611	89.358
3	16:36:42.979	<b>56.821</b>	18.784	21.129	16.908	104.529	92.308	2	16:35:50.354	<b>58.707</b>	19.906	21.511	17.290	103.402	89.836
4	16:37:41.156	<b>58.177</b>	19.706	21.335	17.136	102.298	91.552	3	16:36:47.621	<b>57.267</b>	18.964	<b>21.225</b>	17.078	103.561	<b>91.427</b>
5	16:38:38.190	<b>57.034</b>	18.612	21.094	17.328	105.020	90.564	4	16:37:45.451	<b>57.830</b>	18.901	21.767	17.162	103.084	90.320
6	16:39:34.538	<b>56.348</b>	18.498	20.976	16.874	105.515	91.677	5	16:38:42.937	<b>57.486</b>	18.691	21.605	17.190	103.242	90.932
7	16:40:30.975	<b>56.437</b>	18.460	<b>20.938</b>	17.039	105.515	<b>93.205</b>	6	16:39:40.047	<b>57.110</b>	<b>18.581</b>	21.321	17.208	<b>104.043</b>	90.686
8	16:41:27.411	<b>56.436</b>	18.500	21.023	16.913	<b>106.015</b>	91.179	7	16:40:37.488	<b>57.441</b>	18.833	21.340	17.268	103.561	90.809
9	16:42:25.746	<b>58.335</b>	19.134	21.952	17.249	105.020	92.181	8	16:41:35.155	<b>57.667</b>	18.789	21.594	17.284	102.611	90.686
10	16:43:21.903	<b>56.157</b>	<b>18.306</b>	21.021	<b>16.830</b>	105.848	91.802	9	16:42:32.318	<b>57.163</b>	18.821	21.293	<b>17.049</b>	103.561	90.320
11	16:44:18.430	<b>56.527</b>	18.651	20.999	16.877	104.366	90.686	10	16:43:29.685	<b>57.367</b>	18.732	21.433	17.202	103.242	90.442
12	16:45:15.537	<b>57.107</b>	18.797	21.186	17.124	103.084	89.716	11	16:44:27.030	<b>57.345</b>	18.683	21.489	17.173	103.402	90.932
<b>(18) Alan KIRKALDY</b>															
1	16:34:48.622		21.791	17.295	102.454	91.055		12	16:45:24.836	<b>57.806</b>	18.815	21.784	17.207	101.987	90.686
2	16:35:45.971	<b>57.349</b>	18.838	21.310	17.201	104.856	91.928	<b>(70) David THORBURN</b>							
3	16:36:42.772	<b>56.801</b>	18.494	21.094	17.213	105.184	90.932	1	16:34:52.150			21.978	17.506	102.142	89.477
4	16:37:40.901	<b>58.129</b>	19.672	21.477	16.980	103.561	91.802	2	16:35:51.017	<b>58.867</b>	19.623	21.785	17.459	102.926	89.957
5	16:38:37.900	<b>56.999</b>	18.724	21.110	17.165	104.856	91.303	3	16:36:48.723	<b>57.706</b>	18.862	21.601	17.243	102.926	90.320
6	16:39:34.182	<b>56.282</b>	18.589	20.907	<b>16.786</b>	105.848	93.595	4	16:37:46.231	<b>57.508</b>	18.822	21.496	17.190	102.926	<b>90.564</b>
7	16:40:30.796	<b>56.614</b>	18.576	<b>20.845</b>	17.193	<b>106.689</b>	92.435	5	16:38:43.896	<b>57.665</b>	18.737	21.607	17.321	103.242	89.716
8	16:41:27.159	<b>56.363</b>	18.417	21.005	16.941	106.520	92.818	6	16:39:41.464	<b>57.568</b>	18.933	21.395	17.240	<b>103.402</b>	90.198
9	16:42:25.015	<b>57.856</b>	19.181	21.656	17.019	106.015	93.205	7	16:40:38.931	<b>57.467</b>	<b>18.664</b>	<b>21.373</b>	17.430	102.768	89.716
10	16:43:21.524	<b>56.509</b>	<b>18.413</b>	21.289	16.807	104.692	<b>93.726</b>	8	16:41:36.368	<b>57.437</b>	18.715	21.548	<b>17.174</b>	102.926	89.716
11	16:44:18.430	<b>56.906</b>	18.559	21.273	17.074	102.926	91.928	9	16:42:34.061	<b>57.693</b>	18.713	21.707	17.273	102.768	89.120
12	16:45:15.696	<b>57.266</b>	18.986	21.136	17.144	104.692	92.308	10	16:43:32.171	<b>58.110</b>	18.976	21.838	17.296	101.524	89.239
<b>(92) Matthew CHISHOLM</b>															
1	16:34:49.716			17.175	102.611	89.716		11	16:44:30.527	<b>58.356</b>	18.846	21.696	17.814	102.142	89.477
2	16:35:46.764	<b>57.048</b>		16.999	103.561	90.442		12	16:45:29.109	<b>58.582</b>	18.805	22.280	17.497	99.125	88.532
<b>(16) Ivor MAIRS</b>															
1	16:34:53.440							1	16:34:53.440			22.664	17.839	99.272	86.479



OFFICIAL FEEDER SERIES

**BEATSON'S**  
BUILDING SUPPLIES

Lap times

Bulletin No. \_\_\_\_\_



# SMRC Super Touring Car Festival

Scottish Formula Ford 1600 Championship

Knockhill 1.267 miles

Race 21 - 3rd Race - David Leslie Trophy Race

11/09/2016 16:30

Race (12 Laps) started at 16:33:47

Lap	Time of Day	Lap Tm	S1	S2	S3	S3Spd	SFSpd	Lap	Time of Day	Lap Tm	S1	S2	S3	S3Spd	SFSpd
7	16:40:40.074	<b>57.775</b>	18.741	21.799	17.235	100.161	86.927								
8	16:41:37.866	<b>57.792</b>	18.939	21.632	17.221	100.762	87.153								
9	16:42:35.437	<b>57.571</b>	18.768	21.657	<b>17.146</b>	101.524	86.927								
10	16:43:33.081	<b>57.644</b>	18.893	21.542	17.209	101.987	87.153								
11	16:44:30.497	<b>57.416</b>	18.733	<b>21.307</b>	17.376	102.142	85.379								
12	16:45:29.750	<b>59.253</b>	19.078	22.087	18.088	100.161	82.849								

(30) Steven BARLOW

1	16:34:54.538			22.514	18.037	102.142	88.183								
2	16:35:53.114	<b>58.576</b>	19.393	<b>21.602</b>	17.581	<b>103.084</b>	89.120								
3	16:36:52.583	<b>59.469</b>	20.167	21.725	17.577	101.987	87.952								
4	16:37:50.397	<b>57.814</b>	18.803	21.678	17.333	101.524	88.183								
5	16:38:48.664	<b>58.267</b>	19.005	21.786	17.476	101.987	88.416								
6	16:39:48.154	<b>59.490</b>	19.272	22.204	18.014	102.298	88.532								
7	16:40:46.405	<b>58.251</b>	<b>18.714</b>	21.757	17.780	102.298	88.299								
8	16:41:44.615	<b>58.210</b>	19.156	21.825	<b>17.229</b>	101.678	89.002								
9	16:42:43.576	<b>58.961</b>	19.095	22.319	17.547	101.832	88.767								
10	16:43:42.108	<b>58.532</b>	19.072	21.989	17.471	102.298	88.884								
11	16:44:41.368	<b>59.260</b>	18.926	22.603	17.731	98.688	<b>89.239</b>								
12	16:45:40.615	<b>59.247</b>	19.092	22.397	17.758	101.678	88.532								

(22) Fergus MCINTYRE

1	16:34:53.695			22.477	17.688	101.987	88.299								
2	16:35:52.721	<b>59.026</b>	19.632	21.731	17.663	<b>102.298</b>	87.722								
3	16:36:54.683	<b>1:01.962</b>	21.168	22.960	17.834	100.914	87.952								
4	16:37:53.794	<b>59.111</b>	19.465	22.008	17.638	101.524	88.649								
5	16:38:53.579	<b>59.785</b>	20.042	22.092	17.651	101.371	88.183								
6	16:39:52.826	<b>59.247</b>	19.633	21.943	17.671	101.987	88.416								
7	16:40:52.340	<b>59.514</b>	19.646	22.244	17.624	100.762	88.767								
8	16:41:51.315	<b>58.975</b>	19.583	21.770	17.622	99.566	87.952								
9	16:42:50.039	<b>58.724</b>	19.267	21.844	17.613	101.987	88.299								
10	16:43:48.898	<b>58.859</b>	19.418	21.754	17.687	102.298	88.416								
11	16:44:47.938	<b>59.040</b>	19.395	22.230	<b>17.415</b>	102.298	88.416								
12	16:45:46.230	<b>58.292</b>	<b>18.977</b>	<b>21.700</b>	17.615	101.987	<b>89.002</b>								

Clerk of the Course :

Sig : Time :  
Chief Timekeeper : Ian Sharp (SMART Timing)

Results available at [www.mylaps.com](http://www.mylaps.com) and [www.smart-timing.co.uk](http://www.smart-timing.co.uk)

Printed: 12/09/2016 18:44:21

Orbits



**SMRC Super Touring Car Festival**

**Lapchart**

Scottish Formula Ford 1600 Championship

Knockhill 1.267 miles

Race 21 - 3rd Race - David Leslie Trophy Race

11/09/2016 16:30

Race (12 Laps) started at 16:33:47

Competitors	Laps											
	1	2	3	4	5	6	7	8	9	10	11	12
Neil MacLENNAN (25)	1	25	25	25	25	25	25	25	25	25	25	25
Sebastian MELROSE (8)	2	8	8	8	8	8	50	50	50	50	50	50
Alan KIRKALDY (18)	3	18	18	18	18	50	8	8	8	8	8	8
Matthew COWLEY (71)	4	71	71	71	71	18	18	18	18	18	71	71
Matthew CHISHOLM (92)	5	92	92	92	92	71	71	71	71	71	18	18
Neil BROOME (3)	6	3	3	50	50	92	92	92	92	92	92	92
David HOURIE (27)	7	27	27	3	3	3	3	3	3	3	3	3
Ross HOWE (29)	8	29	50	27	27	27	27	27	27	27	27	27
David THORBURN (70)	9	70	29	29	29	29	29	29	29	29	29	29
Jamie THORBURN (50)	10	50	70	70	70	70	70	70	70	70	16	70
Ivor MAIRS (16)	11	16	16	16	16	16	16	16	16	16	70	16
Fergus MCINTYRE (22)	12	22	22	30	30	30	30	30	30	30	30	30
Steven BARLOW (30)	13	30	30	22	22	22	22	22	22	22	22	22

Margin of Victory	Avg. Speed	Best Lap Tm	Best Speed	Best Lap by
12.535	81.638	55.259	82.536	25 - Neil MacLENNAN

Clerk of the Course :

Sig : Time :  
 Chief Timekeeper : Ian Sharp (SMART Timing)  
 Results available at [www.mylaps.com](http://www.mylaps.com) and [www.smart-timing.co.uk](http://www.smart-timing.co.uk)

Printed: 12/09/2016 18:44:35

Orbits



**Scottish Formula Ford 1600 Championship**

2016

Pos	No.	Name	Total	Diff	Gap	#1		#2		#3		#4		#5		#6		#7		#8		#9		#10		#11		#12		#13			
						Ra	Total	Ra	Total	Ra	Total	Ra	Total	Ra	Total	Ra	Total	Ra	Total	Ra	Total	Ra	Total	Ra	Total	Ra	Total	Ra	Total	Ra	Total	Ra	Total
1	25	Neil MacLENNAN	331	0	0	20	20	26	26	25	25	26	26	26	26	26	26	26	26	26	26	26	26	26	26	26	26	26	26	26	26	26	
2	50	Jamie THORBURN	222	109	109	16	16	20	20	10	10	16	16	20	20	20	20	20	20	20	20	20	20	20	20	20	20	20	20	20	20	20	
3	8	Sebastian MELROSE	184	147	38	12	12	14	14	16	16	DNF	0	10	10	16	16	16	16	16	16	16	16	16	16	16	16	16	16	16	16	16	
4	71	Matthew COWLEY	178	153	6	14	14	12	12	14	14	14	14	14	14	14	14	12	12	14	14	14	14	14	14	14	14	12	12	16	16	14	14
5	92	Matthew CHISHOLM	152	179	26	9	9	10	10	9	9	12	12	12	12	10	10	14	14	12	12	12	12	12	12	12	12	14	14	14	14	12	12
6	33	Jordan GRONKOWSKI	111	220	41	26	26	16	16	21	21	20	20	16	16	12	12	DNF	0	NS	0	x	x	x	x	x	x	x	x	x	x	x	
7	70	David THORBURN	108	223	3	10	10	8	8	12	12	10	10	8	8	9	9	9	9	9	9	10	10	10	10	DNF	0	6	6	7	7		
8	3	Neil BROOME	97	234	11	0	0	9	9	DNF	0	9	9	9	9	DQ	0	10	10	10	10	9	9	9	9	10	10	12	12	10	10		
9	29	Ross HOWE	74	257	23	8	8	4	4	8	8	8	8	6	6	DQ	0	NS	0	3	3	7	7	6	6	7	7	9	9	8	8		
10	30	Steven BARLOW	55	276	19	6	6	5	5	x	x	x	x	5	5	NS	0	8	8	4	4	8	8	8	8	6	6	DNF	0	5	5		
11	27	David HOURIE	52	279	3	x	x	x	x	x	x	x	x	x	x	x	x	4	4	7	7	6	6	7	7	9	9	10	10	9	9		
12	22	Fergus MCINTYRE	51	280	1	5	5	6	6	x	x	x	x	7	7	7	7	5	5	5	5	x	x	x	x	5	5	7	7	4	4		
13	77	Fraser GRAY	45	286	6	7	7	7	7	x	x	x	x	DNF	0	8	8	7	7	6	6	5	5	5	5	x	x	x	x	x	x		
14	16	Ivor MAIRS	44	287	1	x	x	x	x	x	x	x	x	x	x	x	x	6	6	8	8	4	4	4	4	8	8	8	8	6	6		
15	18	Alan KIRKALDY	0	331	44	x	x	x	x	x	x	x	x	x	x	x	x	x	x	x	x	x	x	x	x	x	x	x	x	0	0		

**Event Legend**

#1	03/04/2016	SMRC Spring Race Meeting	#8	17/07/2016	SMRC Summer Race Meeting
#2	03/04/2016	SMRC Spring Race Meeting	#9	21/08/2016	SMRC August Race Meeting
#3	01/05/2016	SMRC May Day Race Meeting	#10	21/08/2016	SMRC August Race Meeting
#4	01/05/2016	SMRC May Day Race Meeting	#11	10/09/2016	SMRC Super Touring Car Festival
#5	29/05/2016	SMRC May Race Meeting	#12	10/09/2016	SMRC Super Touring Car Festival
#6	29/05/2016	SMRC May Race Meeting	#13	10/09/2016	SMRC Super Touring Car Festival
#7	17/07/2016	SMRC Summer Race Meeting			

Championship points are unofficial and given as an indication only.

Official Championship points will be published on the SMRC website.





## SMRC Super Touring Car Festival

Sorted on Laps

Scottish Fiesta Championship

Knockhill 1.267 miles

Race 22 - 2nd Race

11/09/2016 16:55

Race (12 Laps) started at 16:54:23

Pos	No.	Name	Make/Model	CC	Class Code	Laps	Total Tm	Diff	Best Tm	In Lap	2nd Best
1	51	Chris MILFORD	Ford Fiesta ST	2000	ST	12	12:37.448		1:02.368	5	1:02.468
2	1	Wayne MacCAULAY	Ford Fiesta ST	2000	ST	12	12:39.277	1.829	1:02.223	3	1:02.308
3	77	Reis ROBERTSON	Ford Fiesta ST	2000	ST	12	12:43.364	5.916	1:02.940	5	1:02.976
4	55	Stephen WARD	Ford Fiesta ST	2000	ST	12	12:46.420	8.972	1:02.668	5	1:02.673
5	52	Dave COLVILLE	Ford Fiesta ST	2000	Guest	12	12:47.154	9.706	1:02.822	5	1:02.879
6	11	David BIRRELL	Ford Fiesta ST	2000	Guest	12	12:58.275	20.827	1:03.851	5	1:03.860
7	61	Peter CRUICKSHANK	Ford Fiesta ST	2000	ST	12	12:59.960	22.512	1:03.113	2	1:03.284
8	7	Kevin WHYTE	Ford Fiesta ST	2000	ST	12	13:01.418	23.970	1:03.922	10	1:04.038
9	18	Barry FARQUHARSON	Ford Fiesta XR2	1600	XRN	12	13:07.660	30.212	1:04.388	10	1:04.741
10	24	Steven GRAY	Ford Fiesta XR2	1600	XR	12	13:08.047	30.599	1:04.329	10	1:04.671
11	50	Jim DEANS	Ford Fiesta XR2	1600	XR	12	13:11.101	33.653	1:04.335	3	1:04.566
12	22	Gavin BUTTERWORTH	Ford Fiesta XR2	1600	XR	12	13:14.771	37.323	1:04.497	10	1:04.756
13	19	Josh ORR	Ford Fiesta ST	2000	Guest	12	13:16.845	39.397	1:05.198	2	1:05.288
14	57	Alec TOWNLEY	Ford Fiesta XR2	1600	XRN	12	13:34.677	57.229	1:06.294	6	1:06.780
15	98	Gordon HASTON	Ford Fiesta XR2	1600	XRN	12	13:38.950	1:01.502	1:06.606	6	1:06.805
16	81	Graeme CUTHBERT	Ford Fiesta XR2	1600	XRN	11	12:48.038	1 Lap	1:08.248	8	1:08.570
17	44	Robert KERR	Ford Fiesta XR2	1600	XRN	11	13:05.618	1 Lap	1:09.038	4	1:09.280
Not classified											
DNF	25	Andrew CHRISTIE	Ford Fiesta ST	2000	ST	10	11:02.658	DNF	1:04.663	7	1:04.685
DNF	28	David TAYLOR	Ford Fiesta XR2	1600	XRN	1	2:11.943	DNF		0	

Margin of Victory	Avg. Speed	Best Lap Tm	Best Speed	Best Lap by
1.829	72.256	1:02.223	73.298	1 - Wayne MacCAULAY

Clerk of the Course :

Orbits

 Sig : Time :  
 Chief Timekeeper : Ian Sharp (SMART Timing)

 Results available at [www.mylaps.com](http://www.mylaps.com) and [www.smart-timing.co.uk](http://www.smart-timing.co.uk)

Printed: 12/09/2016 18:36:36





## SMRC Super Touring Car Festival

## Scottish Fiesta Championship

Knockhill 1.267 miles

## Race 22 - 2nd Race

11/09/2016 16:55

## Race (12 Laps) started at 16:54:23

Lap	Time of Day	Lap Tm	S1	S2	S3	S3Spd	SFSpd	Lap	Time of Day	Lap Tm	S1	S2	S3	S3Spd	SFSpd	
<b>(51) Chris MILFORD</b>								<b>(61) Peter CRUICKSHANK</b>								
1	16:55:29.996			23.481	19.050	92.054	79.700	1	16:55:36.465				24.766	19.401	89.002	<b>80.081</b>
2	16:56:32.826	<b>1:02.830</b>	20.486	23.417	<b>18.927</b>	<b>92.435</b>	<b>80.368</b>	2	16:56:39.578		<b>1:03.113</b>	<b>20.405</b>	23.709	<b>18.999</b>	91.179	79.511
3	16:57:35.296	<b>1:02.470</b>	20.163	23.300	19.007	91.552	79.890	3	16:57:44.967		<b>1:05.389</b>	20.613	24.187	20.589	91.303	77.224
4	16:58:37.844	<b>1:02.548</b>	20.170	23.350	19.028	91.552	80.081	4	16:58:49.496		<b>1:04.529</b>	20.946	24.102	19.481	<b>91.677</b>	78.950
5	16:59:40.212	<b>1:02.368</b>	20.166	<b>23.188</b>	19.014	91.427	79.890	5	16:59:52.780		<b>1:03.284</b>	20.498	23.686	19.100	90.809	79.230
6	17:00:42.856	<b>1:02.644</b>	20.167	23.285	19.192	91.427	79.606	6	17:00:56.276		<b>1:03.496</b>	20.703	23.737	19.056	91.552	79.323
7	17:01:45.324	<b>1:02.468</b>	<b>20.113</b>	23.322	19.033	91.427	79.890	7	17:01:59.775		<b>1:03.499</b>	20.796	<b>23.659</b>	19.044	91.179	78.950
8	17:02:48.357	<b>1:03.033</b>	20.336	23.539	19.158	91.677	79.700	8	17:03:03.509		<b>1:03.734</b>	20.582	23.906	19.246	91.055	79.890
9	17:03:51.468	<b>1:03.111</b>	20.191	23.841	19.079	90.932	79.795	9	17:04:08.057		<b>1:04.548</b>	21.155	24.076	19.317	90.442	78.305
10	17:04:54.112	<b>1:02.644</b>	20.219	23.308	19.117	91.427	80.272	10	17:05:12.525		<b>1:04.468</b>	21.373	23.822	19.273	90.564	78.123
11	17:05:57.561	<b>1:03.449</b>	20.645	23.540	19.264	91.552	78.672	11	17:06:16.862		<b>1:04.337</b>	20.996	23.783	19.558	89.836	78.123
12	17:07:00.779	<b>1:03.218</b>	20.503	23.505	19.210	90.932	79.700	12	17:07:23.291		<b>1:06.429</b>	21.297	23.995	21.137	90.442	72.392
<b>(1) Wayne MacCAULAY</b>								<b>(7) Kevin WHYTE</b>								
1	16:55:29.386			23.368	19.010	<b>93.076</b>	80.658	1	16:55:30.014				<b>23.483</b>	<b>19.331</b>	<b>92.947</b>	<b>78.397</b>
2	16:56:31.733	<b>1:02.347</b>	20.055	23.349	18.943	92.947	80.176	2	16:56:37.374		<b>1:07.360</b>	22.185	25.531	19.644	87.952	77.313
3	16:57:33.956	<b>1:02.223</b>	20.025	23.248	18.950	92.690	80.561	3	16:57:43.050		<b>1:05.676</b>	21.587	24.373	19.716	89.002	76.782
4	16:58:36.264	<b>1:02.308</b>	<b>20.007</b>	23.297	19.004	92.818	<b>80.755</b>	4	16:58:49.673		<b>1:06.623</b>	22.031	24.779	19.813	88.649	76.259
5	16:59:38.705	<b>1:02.441</b>	20.183	23.267	18.991	92.947	80.176	5	16:59:54.146		<b>1:04.473</b>	21.111	23.951	19.411	89.716	77.402
6	17:00:41.028	<b>1:02.323</b>	20.028	23.342	18.953	91.928	80.465	6	17:00:58.605		<b>1:04.459</b>	20.889	24.004	19.566	89.002	76.694
7	17:01:43.420	<b>1:02.392</b>	20.158	23.302	<b>18.932</b>	92.947	79.985	7	17:02:02.869		<b>1:04.264</b>	20.848	23.945	19.471	88.884	76.782
8	17:02:46.030	<b>1:02.610</b>	20.190	23.390	19.030	92.562	80.368	8	17:03:07.116		<b>1:04.247</b>	20.729	23.968	19.550	88.532	76.958
9	17:03:49.068	<b>1:03.038</b>	20.406	23.513	19.119	92.435	80.176	9	17:04:11.154		<b>1:04.038</b>	20.607	24.005	19.426	89.239	76.782
10	17:04:53.252	<b>1:04.184</b>	20.265	23.803	20.116	88.299	78.580	10	17:05:15.076		<b>1:03.922</b>	<b>20.488</b>	23.900	19.534	88.884	76.782
11	17:05:58.415	<b>1:05.163</b>	20.918	23.403	20.842	87.952	77.313	11	17:06:19.386		<b>1:04.310</b>	20.695	24.144	19.471	88.068	76.782
12	17:07:02.608	<b>1:04.193</b>	20.698	<b>23.247</b>	20.248	89.002	76.782	12	17:07:24.749		<b>1:05.363</b>	21.419	24.166	19.778	88.649	77.047
<b>(77) Reis ROBERTSON</b>								<b>(18) Barry FARQUHARSON</b>								
1	16:55:31.174			23.677	<b>19.076</b>	<b>91.179</b>	<b>78.857</b>	1	16:55:34.503				24.272	20.351	87.608	73.664
2	16:56:34.651	<b>1:03.477</b>	20.646	23.544	19.287	90.198	78.214	2	16:56:39.399		<b>1:04.896</b>	21.018	24.102	19.776	87.722	74.481
3	16:57:38.311	<b>1:03.660</b>	20.349	23.987	19.324	89.477	78.214	3	16:57:44.954		<b>1:05.555</b>	21.273	24.167	20.115	87.837	73.342
4	16:58:41.669	<b>1:03.358</b>	20.552	23.480	19.326	90.198	78.214	4	16:58:50.794		<b>1:05.840</b>	21.274	24.317	20.249	<b>88.183</b>	<b>75.064</b>
5	16:59:44.609	<b>1:02.940</b>	20.245	<b>23.314</b>	19.381	90.564	77.581	5	16:59:56.004		<b>1:05.210</b>	20.853	24.403	19.954	86.814	73.826
6	17:00:47.585	<b>1:02.976</b>	<b>20.232</b>	23.510	19.234	90.198	78.214	6	17:01:00.799		<b>1:04.795</b>	20.830	24.064	19.901	87.380	73.583
7	17:01:50.753	<b>1:03.168</b>	20.427	23.420	19.321	90.686	77.671	7	17:02:06.062		<b>1:05.263</b>	21.053	24.408	19.802	86.927	74.070
8	17:02:53.729	<b>1:02.976</b>	20.243	23.486	19.247	90.564	78.214	8	17:03:11.895		<b>1:05.833</b>	21.773	24.291	19.769	87.153	74.234
9	17:03:56.765	<b>1:03.036</b>	20.246	23.553	19.237	90.198	77.581	9	17:04:16.636		<b>1:04.741</b>	20.810	24.097	19.834	87.837	74.399
10	17:05:00.215	<b>1:03.450</b>	20.703	23.437	19.310	90.686	77.941	10	17:05:21.024		<b>1:04.388</b>	<b>20.804</b>	23.903	<b>19.681</b>	87.608	74.234
11	17:06:03.366	<b>1:03.151</b>	20.435	23.481	19.235	90.198	77.851	11	17:06:25.904		<b>1:04.880</b>	20.835	23.994	20.051	87.722	73.664
12	17:07:06.695	<b>1:03.329</b>	20.553	23.458	19.318	90.320	77.851	12	17:07:30.991		<b>1:05.087</b>	21.369	<b>23.827</b>	19.891	87.153	73.583
<b>(55) Stephen WARD</b>								<b>(24) Steven GRAY</b>								
1	16:55:31.663				18.958	91.802	<b>79.323</b>	1	16:55:36.261				26.085	19.854	84.946	72.549
2	16:56:36.880	<b>1:05.217</b>			<b>18.868</b>	90.442	78.950	2	16:56:41.005		<b>1:04.744</b>	21.374	23.740	19.630	<b>87.153</b>	73.182
3	16:57:40.439	<b>1:03.559</b>			18.980	90.809	78.950	3	16:57:45.689		<b>1:04.684</b>	21.152	23.779	19.753	86.368	72.549
4	16:58:43.112	<b>1:02.673</b>				19.086		4	16:58:51.378		<b>1:05.689</b>	21.566	24.024	20.099	86.927	73.102
5	16:59:45.780	<b>1:02.668</b>			18.990	91.552	78.488	5	16:59:57.502		<b>1:06.124</b>	21.740	24.311	20.073	85.596	73.826
6	17:00:48.778	<b>1:02.998</b>			19.015	91.677	78.488	6	17:01:02.192		<b>1:04.690</b>	21.015	23.863	19.812	86.814	73.342
7	17:01:52.557	<b>1:03.779</b>			19.133	<b>92.054</b>	78.488	7	17:02:06.863		<b>1:04.671</b>	21.291	23.780	<b>19.600</b>	87.153	73.826
8	17:02:55.664	<b>1:03.107</b>			18.990	91.552	78.488	8	17:03:12.268		<b>1:05.405</b>	21.499	24.113	19.793	86.590	73.745
9	17:03:58.704	<b>1:03.040</b>				91.179		9	17:04:16.970		<b>1:04.702</b>	21.229	23.838	19.635	86.590	74.316
10	17:05:02.768	<b>1:04.064</b>			18.935	90.686	78.580	10	17:05:21.299		<b>1:04.329</b>	20.958	<b>23.738</b>	19.633	86.702	74.070
11	17:06:06.180	<b>1:03.412</b>			19.233	90.932	78.123	11	17:06:26.025		<b>1:04.726</b>	<b>20.906</b>	23.864	19.956	86.257	<b>74.399</b>
12	17:07:09.751	<b>1:03.571</b>			18.998	91.427	78.032	12	17:07:31.378		<b>1:05.353</b>	21.430	23.933	19.990	86.035	74.152
<b>(52) Dave COLVILLE</b>								<b>(50) Jim DEANS</b>								
1	16:55:30.716			23.518	<b>19.043</b>	<b>91.928</b>	<b>79.795</b>	1	16:55:36.909					20.023	84.625	72.392
2	16:56:36.319	<b>1:05.603</b>	21.797	24.624	19.182	89.957	78.672	2	16:56:41.742		<b>1:04.833</b>			19.659	87.494	73.583
3	16:57:39.511	<b>1:03.192</b>	<b>20.492</b>	23.627	19.073	90.932	78.672	3	16:57:46.077		<b>1:04.335</b>			<b>19.541</b>	86.146	<b>74.981</b>
4	16:58:42.390	<b>1:02.879</b>	20.525	<b>23.269</b>	19.085	91.303	79.511	4	16:58:52.278		<b>1:06.201</b>			20.703	87.266	72.549
5	16:59:45.212	<b>1:02.822</b>			19.126	90.686	78.765	5	16:59:58.159		<b>1:05.881</b>			20.502	87.952	74.399
6	17:00:48.523	<b>1:03.311</b>			19.498	90.686	75.742	6	17:01:02.725		<b>1:04.566</b>			19.697	87.494	74.399
7	17:01:53.340	<b>1:04.817</b>			19.232	91.179	78.305									
8	17:02:56.539	<b>1:03.199</b>	20.568	23.418	19.213	90.320	78.950									
9	17:03:59.800	<b>1:03.261</b>	20.510	23.526	19.225	90.320	78.488									
10	17:05:03.413	<b>1:03.613</b>	20.601	23.675	19.337	90.932	78.397									
11	17:06:06.693	<b>1:03.280</b>	20.516	23.495	19.269	90.686	78.488									
12	17:07:10.485	<b>1:03.792</b>	20.640	23.918	19.234	90.320	77.761									
<b>(11) David BIRRELL</b>																
1	16:55:34.130			24.777	19.408	<b>92.308</b>	77.761									



## SMRC Super Touring Car Festival

### Scottish Fiesta Championship

Knockhill 1.267 miles

### Race 22 - 2nd Race

11/09/2016 16:55

### Race (12 Laps) started at 16:54:23

Lap	Time of Day	Lap Tm	S1	S2	S3	S3Spd	SFSpd
7	17:02:07.393	1:04.668			19.580	87.494	73.989
8	17:03:13.481	1:06.088	21.318	24.877	19.893	87.380	73.989
9	17:04:18.618	1:05.137			19.823	88.299	72.470
10	17:05:25.034	1:06.416		24.970	20.027	87.040	74.234
11	17:06:29.683	1:04.649			19.740	86.814	73.745
12	17:07:34.432	1:04.749	20.935	24.009	19.805	86.927	73.502

Lap	Time of Day	Lap Tm	S1	S2	S3	S3Spd	SFSpd
11	17:07:11.369	1:09.105	22.905	25.638	20.562	77.047	73.422

#### (22) Gavin BUTTERWORTH

1	16:55:42.354				19.817	86.590	73.502
2	16:56:48.728	1:06.374	21.075	25.486	19.813	84.839	73.745
3	16:57:53.528	1:04.800			19.842	86.590	74.234
4	16:58:58.665	1:05.137			19.714	86.479	74.070
5	17:00:03.741	1:05.076			19.761	86.146	73.907
6	17:01:08.709	1:04.968			19.804	85.270	73.664
7	17:02:13.465	1:04.756			19.696	86.257	73.342
8	17:03:18.478	1:05.013			19.899	85.596	73.826
9	17:04:23.260	1:04.782			19.808	86.702	73.826
10	17:05:27.757	1:04.497			19.651	86.814	75.233
11	17:06:33.146	1:05.389			20.120	85.487	74.070
12	17:07:38.102	1:04.956	21.079	24.005	19.872	85.596	73.664

#### (44) Robert KERR

1	16:55:42.330				26.828	21.340	79.985	69.831
2	16:56:52.271	1:09.941	22.997	26.134	20.810	81.639	70.565	
3	16:58:02.168	1:09.897	22.870	25.949	21.078	82.240	70.789	
4	16:59:11.206	1:09.038	22.689	25.825	20.524	81.938	71.239	
5	17:00:24.086	1:12.880	24.145	27.822	20.913	79.417	70.863	
6	17:01:34.049	1:09.963	23.152	25.956	20.855	83.157	70.863	
7	17:02:43.329	1:09.280	22.939	25.598	20.743	82.139	71.315	
8	17:03:54.311	1:10.982	23.968	26.330	20.684	82.039	70.863	
9	17:05:05.983	1:11.672	24.234	26.710	20.728	82.240	70.938	
10	17:06:17.156	1:11.173	22.880	26.306	21.987	80.176	70.050	
11	17:07:28.949	1:11.793	24.225	26.312	21.256	82.240	71.620	

#### (19) Josh ORR

1	16:55:37.452		25.654	20.389	83.054	71.773	
2	16:56:42.650	1:05.198	21.256	23.953	19.989	85.815	72.943
3	16:57:47.938	1:05.288	21.014	24.012	20.262	83.571	71.164
4	16:58:53.372	1:05.434	21.079	24.135	20.220	83.571	70.938
5	16:59:58.896	1:05.524	21.139	24.153	20.232	83.157	71.773
6	17:01:04.345	1:05.449	21.078	24.122	20.249	83.054	70.789
7	17:02:10.017	1:05.672	21.177	24.128	20.367	83.780	70.863
8	17:03:16.121	1:06.104	21.245	24.460	20.399	82.849	70.714
9	17:04:21.913	1:05.792	21.145	24.268	20.379	83.157	70.938
10	17:05:27.472	1:05.559	21.034	24.171	20.354	83.260	71.696
11	17:06:33.923	1:06.451	21.264	24.375	20.812	83.054	68.899
12	17:07:40.176	1:06.253	21.305	24.427	20.521	82.849	67.581

#### (25) Andrew CHRISTIE

1	16:55:32.634			24.169	19.221	91.427	79.511
2	16:56:38.366	1:05.732	21.024	24.637	20.071	91.677	79.700
3	16:57:45.676	1:07.310	21.326	24.473	21.511	91.677	76.432
4	16:58:50.361	1:04.685	21.223	23.950	19.512	92.181	78.488
5	16:59:56.812	1:06.451	22.406	24.432	19.613	89.957	79.043
6	17:01:01.534	1:04.722	20.989	24.184	19.549	91.802	79.043
7	17:02:06.197	1:04.663	21.144	24.102	19.417	91.303	79.606
8	17:03:12.864	1:06.667			19.715	90.686	79.323
9	17:04:18.318	1:05.454		24.166	19.747	88.884	79.606
10	17:05:25.989	1:07.671			21.368	92.054	40.894

#### (28) David TAYLOR

1	16:56:35.274			26.519	1:16.697	59.971	4.405
---	--------------	--	--	--------	----------	--------	-------

#### (57) Alec TOWNLEY

1	16:55:39.716		25.538	20.940	82.240	70.938	
2	16:56:46.548	1:06.832	21.974	24.624	20.234	84.095	72.081
3	16:57:53.345	1:06.797	21.895	24.587	20.315	84.095	72.159
4	16:59:00.812	1:07.467	22.314	24.934	20.219	84.412	72.236
5	17:00:09.182	1:08.370	22.418	25.549	20.403	82.139	72.081
6	17:01:15.476	1:06.294	21.720	24.544	20.030	83.989	71.620
7	17:02:22.256	1:06.780	21.712	24.774	20.294	83.989	71.543
8	17:03:29.090	1:06.834	22.018	24.517	20.299	83.989	71.696
9	17:04:36.365	1:07.275	22.081	24.854	20.340	83.675	72.159
10	17:05:43.321	1:06.956	21.885	24.809	20.262	83.780	72.236
11	17:06:50.333	1:07.012	21.949	24.835	20.228	83.989	72.159
12	17:07:58.008	1:07.675	21.844	25.391	20.440	82.951	72.627

#### (98) Gordon HASTON

1	16:55:38.349		25.818	20.363	84.412	72.236	
2	16:56:45.591	1:07.242	21.881	25.285	20.076	84.095	72.706
3	16:57:52.396	1:06.805	21.894	24.646	20.265	83.989	72.470
4	16:59:00.422	1:08.026	22.705	24.942	20.379	85.596	72.236
5	17:00:09.671	1:09.249	22.354	26.394	20.501	81.739	72.236
6	17:01:16.277	1:06.606	21.842	24.486	20.278	85.054	71.696
7	17:02:26.050	1:09.773	21.773	24.559	23.441	85.054	71.391
8	17:03:33.350	1:07.300	21.892	25.230	20.178	83.363	72.549
9	17:04:40.427	1:07.077	22.142	24.860	20.075	84.518	72.627
10	17:05:47.672	1:07.245	21.984	24.802	20.459	84.625	72.314
11	17:06:54.647	1:06.975	21.783	24.983	20.209	84.095	72.627
12	17:08:02.281	1:07.634	22.058	25.305	20.271	83.157	72.004

#### (81) Graeme CUTHBERT

1	16:55:40.719		26.190	20.824	82.747	71.089	
2	16:56:50.445	1:09.726	22.423	26.206	21.097	82.849	69.831
3	16:57:59.015	1:08.570	22.586	25.504	20.480	83.467	72.159
4	16:59:07.896	1:08.881	22.607	25.657	20.617	80.561	72.236
5	17:00:17.002	1:09.106	22.470	26.046	20.590	82.039	71.850
6	17:01:25.823	1:08.821	22.359	25.858	20.604	82.849	72.159
7	17:02:34.394	1:08.571	22.536	25.742	20.293	83.571	72.314
8	17:03:42.642	1:08.248	22.337	25.349	20.562	83.157	72.785
9	17:04:51.477	1:08.835	22.407	25.786	20.642	82.951	72.627
10	17:06:02.264	1:10.787	23.955	26.332	20.500	83.157	72.470

Clerk of the Course :

Sig : Time :

Chief Timekeeper : Ian Sharp (SMART Timing)

 Results available at [www.mylaps.com](http://www.mylaps.com) and [www.smart-timing.co.uk](http://www.smart-timing.co.uk)

Printed: 12/09/2016 18:36:48

Orbits





## SMRC Super Touring Car Festival

## Lapchart


Scottish Fiesta Championship

Knockhill 1.267 miles

Race 22 - 2nd Race

11/09/2016 16:55

Race (12 Laps) started at 16:54:23



Competitors	Laps											
	1	2	3	4	5	6	7	8	9	10	11	12
Wayne MacCAULAY (1)	1	1	1	1	1	1	1	1	1	1	51	51
Chris MILFORD (51)	2	51	51	51	51	51	51	51	51	51	1	1
Kevin WHYTE (7)	3	7	77	77	77	77	77	77	77	77	77	77
Dave COLVILLE (52)	4	52	52	52	52	52	55	55	55	55	55	55
Reis ROBERTSON (77)	5	77	55	55	55	55	52	52	52	52	52	52
Stephen WARD (55)	6	55	7	7	11	11	11	11	11	11	11	11
Andrew CHRISTIE (25)	7	25	11	11	61	61	61	61	61	61	61	61
David BIRRELL (11)	8	11	25	18	7	7	7	7	7	7	7	7
Barry FARQUHARSON (18)	9	18	18	61	25	18	18	18	18	18	18	18
Steven GRAY (24)	10	24	61	25	18	25	25	25	24	24	24	24
Peter CRUICKSHANK (61)	11	61	24	24	24	24	24	25	25	50	50	50
Jim DEANS (50)	12	50	50	50	50	50	50	50	50	25	22	22
Josh ORR (19)	13	19	19	19	19	19	19	19	19	19	19	19
Gordon HASTON (98)	14	98	98	98	22	22	22	22	22	22	57	57
Alec TOWNLEY (57)	15	57	57	57	98	57	57	57	57	57	98	98
Graeme CUTHBERT (81)	16	81	22	22	57	98	98	98	98	98	81	81
Robert KERR (44)	17	44	81	81	81	81	81	81	81	81	44	44
Gavin BUTTERWORTH (22)	18	22	44	44	44	44	44	44	44	44	44	44
David TAYLOR (28)	19	28										

Margin of Victory	Avg. Speed	Best Lap Tm	Best Speed	Best Lap by
1.829	72.256	1:02.223	73.298	1 - Wayne MacCAULAY

Clerk of the Course :

Orbits

 Sig : Time :  
 Chief Timekeeper : Ian Sharp (SMART Timing)

 Results available at [www.mylaps.com](http://www.mylaps.com) and [www.smart-timing.co.uk](http://www.smart-timing.co.uk)

Printed: 12/09/2016 18:37:01





# Race Results



Bulletin No. \_\_\_\_\_

## SMRC Super Touring Car Festival

Sorted on Laps

Scottish Classics Championship

Knockhill 1.267 miles

Race 23 - 2nd Race

11/09/2016 17:20

Race (12 Laps) started at 17:14:45

Pos	No.	Name	Make/Model	CC	Class Code	Laps	Total Tm	Diff	Best Tm	In Lap	2nd Best
1	39	Harry SIMPSON	Ginetta G4R	1851	CG	12	11:43.129		57.830	6	57.836
2	3	Alistair BAPTIE	MGB V8	3498	CE	12	11:53.611	10.482	57.844	6	57.864
3	49	Raymond BOYD	Porsche 911	2998	CD	12	11:54.668	11.539	58.888	9	58.924
4	21	Jimmy CROW	Ford Escort	2000	CB	12	12:40.675	57.546	1:01.992	2	1:02.359
5	35	Ian BLACKLIN	Ford Capri	3000	CD	11	11:45.127	1 Lap	1:02.798	8	1:02.993
6	57	Bruce MITCHELL	Lotus Europa TC	1800	CB	11	11:46.208	1 Lap	1:01.869	10	1:02.152
7	6	George LEITCH	Ford Fiesta	1400	CB	11	11:47.602	1 Lap	1:02.986	7	1:03.239
8	81	James BRAID	Alfa Romeo Junior	1982	CB	11	11:59.164	1 Lap	1:03.776	7	1:03.928
9	20	William CONWAY	Mini Clubman GT	1380	CA	11	12:30.492	1 Lap	1:06.562	11	1:06.597

### Not classified

DNF	63	John KINMOND	Rover 3500	3500	CE	3	3:20.310	DNF	1:02.301	2	1:13.365
DNF	27	Mario FERRARI	Alfa Sprint Trofeo	1498	CA			DNF		0	

Margin of Victory	Avg. Speed	Best Lap Tm	Best Speed	Best Lap by
10.482	77.838	57.830	78.866	39 - Harry SIMPSON

Clerk of the Course :

Orbits

Sig : Time :  
Chief Timekeeper : Ian Sharp (SMART Timing)

Results available at [www.mylaps.com](http://www.mylaps.com) and [www.smart-timing.co.uk](http://www.smart-timing.co.uk)

Printed: 12/09/2016 18:27:55





## SMRC Super Touring Car Festival

Scottish Classics Championship

Knockhill 1.267 miles

Race 23 - 2nd Race

11/09/2016 17:20

Race (12 Laps) started at 17:14:45

Lap	Time of Day	Lap Tm	S1	S2	S3	S3Spd	SFSpd	Lap	Time of Day	Lap Tm	S1	S2	S3	S3Spd	SFSpd
<b>(39) Harry SIMPSON</b>															
1	17:15:47.868			22.235	<b>16.784</b>	<b>110.739</b>	<b>97.967</b>	4	17:19:11.765	<b>1:03.369</b>	21.805	23.177	18.387	103.402	89.716
2	17:16:45.854	<b>57.986</b>	19.243	21.937	16.806	109.832	97.399	5	17:20:14.808	<b>1:03.043</b>	20.851	23.319	18.873	102.611	90.564
3	17:17:43.690	<b>57.836</b>	19.008	21.910	16.918	110.193	96.976	6	17:21:17.661	<b>1:02.853</b>	21.040	23.262	18.551	102.926	88.532
4	17:18:41.714	<b>58.024</b>	19.159	22.011	16.854	110.193	97.540	7	17:22:20.513	<b>1:02.852</b>	21.113	<b>22.803</b>	18.936	<b>104.204</b>	84.946
5	17:19:39.758	<b>58.044</b>	19.171	22.083	16.790	109.296	97.824	8	17:23:23.736	<b>1:03.223</b>	21.420	23.167	18.636	103.084	<b>91.552</b>
6	17:20:37.588	<b>57.830</b>	19.110	<b>21.889</b>	16.831	108.764	97.117	9	17:24:25.888	<b>1:02.152</b>	20.895	23.028	<b>18.229</b>	103.721	88.767
7	17:21:36.455	<b>58.867</b>	19.399	22.574	16.894	108.413	96.419	10	17:25:27.757	<b>1:01.869</b>	<b>20.641</b>	22.924	18.304	104.043	89.477
8	17:22:34.971	<b>58.516</b>	19.342	22.306	16.868	108.413	97.399	11	17:26:32.165	<b>1:04.408</b>	20.731	24.985	18.692	104.043	84.839
9	17:23:33.197	<b>58.226</b>	19.106	22.037	17.083	108.588	97.257	<b>(6) George LEITCH</b>							
10	17:24:32.257	<b>59.060</b>	<b>19.005</b>	22.056	17.999	109.118	97.117	1	17:15:58.176			24.659	20.566	93.988	81.938
11	17:25:30.545	<b>58.288</b>	19.160	22.258	16.870	108.413	97.257	2	17:17:02.297	<b>1:04.121</b>	21.176	23.791	19.154	94.252	82.747
12	17:26:29.086	<b>58.541</b>	19.079	22.515	16.947	108.413	96.697	3	17:18:06.292	<b>1:03.995</b>	21.352	23.639	19.004	95.053	83.467
<b>(3) Alistair BAPTIE</b>															
1	17:15:56.311			22.779	22.970	111.105	98.543	4	17:19:09.884	<b>1:03.592</b>	21.380	<b>23.262</b>	18.950	95.459	83.157
2	17:16:55.580	<b>59.269</b>	19.568	22.419	17.282	111.660	101.371	5	17:20:13.537	<b>1:03.653</b>	20.856	23.477	19.320	94.252	82.849
3	17:17:54.399	<b>58.819</b>	19.420	22.279	17.120	110.556	102.454	6	17:21:16.884	<b>1:03.347</b>	21.094	23.448	18.805	95.595	83.363
4	17:18:52.847	<b>58.448</b>	19.135	22.463	16.850	111.105	102.926	7	17:22:19.870	<b>1:02.986</b>	<b>20.694</b>	23.484	18.808	<b>96.558</b>	84.306
5	17:19:50.711	<b>57.864</b>	19.039	<b>21.961</b>	16.864	<b>113.357</b>	101.832	8	17:23:23.261	<b>1:03.391</b>	20.800	23.526	19.065	94.651	83.675
6	17:20:48.555	<b>57.844</b>	18.896	22.054	16.894	112.220	103.242	9	17:24:26.500	<b>1:03.239</b>	20.781	23.485	18.973	96.005	<b>84.732</b>
7	17:21:46.509	<b>57.954</b>	18.950	22.046	17.058	111.846	103.402	10	17:25:29.936	<b>1:03.436</b>	20.983	23.775	<b>18.678</b>	96.558	81.938
8	17:22:44.704	<b>58.195</b>	19.148	22.240	<b>16.807</b>	111.474	<b>105.848</b>	11	17:26:33.559	<b>1:03.623</b>	21.096	23.528	18.999	96.005	81.739
9	17:23:43.031	<b>58.327</b>	19.015	22.133	17.179	110.922	102.768	<b>(81) James BRAID</b>							
10	17:24:42.162	<b>59.131</b>	19.045	22.595	17.491	109.296	100.762	1	17:15:58.702				20.142		
11	17:25:40.545	<b>58.383</b>	19.082	22.341	16.960	110.922	102.768	2	17:17:03.685	<b>1:04.983</b>				19.037	
12	17:26:39.568	<b>59.023</b>	19.312	22.433	17.278	110.374	97.967	3	17:18:08.592	<b>1:04.907</b>				18.978	
<b>(49) Raymond BOYD</b>															
1	17:15:48.098			22.340	17.399	<b>106.183</b>	93.857	4	17:19:14.061	<b>1:05.469</b>			<b>18.792</b>	<b>94.385</b>	
2	17:16:47.564	<b>59.466</b>	19.595	22.393	17.478	105.681	94.785	5	17:20:18.394	<b>1:04.333</b>			18.882		
3	17:17:47.342	<b>59.778</b>	19.431	22.577	17.770	105.349	94.120	6	17:21:22.379	<b>1:03.985</b>			19.057	93.335	
4	17:18:46.951	<b>59.609</b>	19.379	22.833	17.397	105.515	94.385	7	17:22:26.155	<b>1:03.776</b>			18.898		
5	17:19:46.818	<b>59.867</b>	19.539	22.575	17.753	105.184	93.465	8	17:23:30.083	<b>1:03.928</b>			18.982	90.686	
6	17:20:46.032	<b>59.214</b>	19.383	22.346	17.485	105.515	93.988	9	17:24:35.113	<b>1:05.030</b>			18.856		
7	17:21:45.169	<b>59.137</b>	19.252	22.359	17.526	105.515	93.988	10	17:25:39.603	<b>1:04.490</b>			19.074		
8	17:22:44.755	<b>59.586</b>	19.651	22.618	17.317	105.020	93.988	11	17:26:45.121	<b>1:05.518</b>			18.951		
9	17:23:43.643	<b>58.888</b>	19.322	22.267	<b>17.299</b>	105.681	<b>94.919</b>	<b>(20) William CONWAY</b>							
10	17:24:42.709	<b>59.066</b>	19.346	22.416	17.304	105.515	94.518	1	17:16:06.582			26.087	20.237	83.675	73.502
11	17:25:41.633	<b>58.924</b>	<b>19.184</b>	22.331	17.409	106.183	93.335	2	17:17:13.687	<b>1:07.105</b>	22.045	25.039	20.021	84.839	73.182
12	17:26:40.625	<b>58.992</b>	19.379	<b>22.214</b>	17.399	106.015	94.120	3	17:18:20.558	<b>1:06.871</b>	21.971	24.974	19.926	84.306	73.262
<b>(21) Jimmy CROW</b>															
1	17:15:54.029			23.633	19.245	98.833	86.590	4	17:19:27.915	<b>1:07.357</b>	22.011	25.174	20.172	84.200	73.342
2	17:16:56.021	<b>1:01.992</b>	<b>20.191</b>	<b>23.550</b>	18.251	98.833	86.814	5	17:20:34.512	<b>1:06.597</b>	21.775	<b>24.810</b>	20.012	85.054	73.182
3	17:17:58.653	<b>1:02.632</b>	20.568	23.832	18.232	98.833	86.814	6	17:21:42.383	<b>1:07.871</b>	22.454	25.401	20.016	<b>85.162</b>	73.502
4	17:19:01.328	<b>1:02.675</b>	20.653	23.630	18.392	<b>99.125</b>	86.814	7	17:22:49.506	<b>1:07.123</b>	21.850	25.282	19.991	84.839	73.907
5	17:20:03.687	<b>1:02.359</b>	20.534	23.763	<b>18.062</b>	99.125	87.722	8	17:23:56.430	<b>1:06.924</b>	21.719	24.995	20.210	84.095	73.826
6	17:21:06.676	<b>1:02.989</b>	21.009	23.775	18.205	98.688	87.494	9	17:25:03.093	<b>1:06.663</b>	<b>21.698</b>	24.869	20.096	84.518	<b>74.070</b>
7	17:22:09.454	<b>1:02.778</b>	20.758	23.822	18.198	98.979	87.837	10	17:26:09.887	<b>1:06.794</b>	21.838	24.862	20.094	84.732	73.342
8	17:23:12.672	<b>1:03.218</b>	20.789	24.154	18.275	98.833	<b>88.532</b>	11	17:27:16.449	<b>1:06.562</b>	21.829	24.830	<b>19.903</b>	84.839	73.583
9	17:24:15.713	<b>1:03.041</b>	20.548	24.394	18.099	98.688	87.952	<b>(63) John KINMOND</b>							
10	17:25:19.111	<b>1:03.398</b>	20.731	24.188	18.479	98.688	87.608	1	17:15:50.601			<b>22.823</b>	<b>17.577</b>	<b>107.717</b>	<b>95.868</b>
11	17:26:22.180	<b>1:03.069</b>	20.475	24.184	18.410	99.125	87.722	2	17:16:52.902	<b>1:02.301</b>	<b>19.992</b>	23.848	18.461	105.349	92.181
12	17:27:26.632	<b>1:04.452</b>	20.778	24.508	19.166	96.005	77.313	3	17:18:06.267	<b>1:13.365</b>	20.089	25.489	27.787	78.857	27.996
<b>(35) Ian BLACKLIN</b>															
1	17:15:56.396			24.136	20.484	98.254	80.465								
2	17:17:00.570	<b>1:04.174</b>	21.049	24.145	18.980	96.976	84.625								
3	17:18:04.520	<b>1:03.950</b>	21.299	23.943	18.708	96.836	85.162								
4	17:19:07.714	<b>1:03.194</b>	20.880	23.771	18.543	97.824	86.146								
5	17:20:11.126	<b>1:03.412</b>	20.842	23.931	18.639	97.399	85.815								
6	17:21:14.651	<b>1:03.525</b>	20.889	23.990	18.646	96.976	<b>86.702</b>								
7	17:22:17.644	<b>1:02.993</b>	20.607	23.791	18.595	<b>98.398</b>	86.257								
8	17:23:20.442	<b>1:02.798</b>	<b>20.499</b>	<b>23.733</b>	18.566	97.967	86.146								
9	17:24:23.609	<b>1:03.167</b>	20.678	23.789	18.700	96.836	86.035								
10	17:25:26.605	<b>1:02.996</b>	20.688	23.844	<b>18.464</b>	96.281	86.479								
11	17:26:31.084	<b>1:04.479</b>	20.982	24.700	18.797	97.540	86.257								
<b>(57) Bruce MITCHELL</b>															
1	17:15:57.300			24.184	20.722	101.987	91.427								
2	17:17:02.936	<b>1:05.636</b>	21.151	23.287	21.198	103.882	75.317								
3	17:18:08.396	<b>1:05.460</b>	21.894	23.421	20.145	102.768	85.925								

Clerk of the Course :

Orbits

Sig :

Time :

Chief Timekeeper : Ian Sharp (SMART Timing)

Results available at [www.mylaps.com](http://www.mylaps.com) and [www.smart-timing.co.uk](http://www.smart-timing.co.uk)





## SMRC Super Touring Car Festival

## Lapchart


Scottish Classics Championship

Knockhill 1.267 miles

Race 23 - 2nd Race

11/09/2016 17:20

Race (12 Laps) started at 17:14:45



Competitors	Laps											
	1	2	3	4	5	6	7	8	9	10	11	12
Harry SIMPSON (39)	1	39	39	39	39	39	39	39	39	39	39	39
Raymond BOYD (49)	2	49	49	49	49	49	49	3	3	3	3	3
John KINMOND (63)	3	63	63	3	3	3	3	3	49	49	49	49
Jimmy CROW (21)	4	21	3	21	21	21	21	21	21	21	21	21
Alistair BAPTIE (3)	5	3	21	35	35	35	35	35	35	35	35	35
Ian BLACKLIN (35)	6	35	35	63	6	6	6	6	6	57	57	57
Bruce MITCHELL (57)	7	57	6	6	57	57	57	57	57	6	6	6
George LEITCH (6)	8	6	57	57	81	81	81	81	81	81	81	81
James BRAID (81)	9	81	81	81	20	20	20	20	20	20	20	20
William CONWAY (20)	10	20	20	20								
-	11											

Margin of Victory	Avg. Speed	Best Lap Tm	Best Speed	Best Lap by
10.482	77.838	57.830	78.866	39 - Harry SIMPSON

Clerk of the Course :

Orbits

Sig : Time :  
Chief Timekeeper : Ian Sharp (SMART Timing)

Results available at [www.mylaps.com](http://www.mylaps.com) and [www.smart-timing.co.uk](http://www.smart-timing.co.uk)



**Scottish Classics Championship**

2016

Pos	No.	Name	Total	Diff	Gap	#1		#2		#3		#4		#5		#6		#7		#8		#9		#10		#11		#12		#13		#14			
						Ra	Total	Ra	Total	Ra	Total	Ra	Total	Ra	Total	Ra	Total	Ra	Total	Ra	Total	Ra	Total	Ra	Total	Ra	Total	Ra	Total	Ra	Total	Ra	Total	Ra	Total
1	49	Raymond BOYD	337	0	0	25	25	25	25	18	18	18	18	18	18	14	14	55	55	28	28	25	25	25	25	25	25	25	25	25	25	25	25	25	25
2	21	Jimmy CROW	334	3	3	25	25	25	25	25	25	25	25	18	18	18	18	48	48	28	28	18	18	18	18	18	18	18	18	18	25	25	25	25	
3	17	Ian DALTRY	259	78	75	18	18	18	18	18	18	18	18	18	18	18	48	48	28	28	25	25	25	25	25	25	DNF	0	x	x	x	x	x	x	
4	77	Tommy GILMARTIN	251	86	8	DNF	0	25	25	25	25	25	25	25	25	25	55	55	35	35	18	18	18	18	INS	0	INS	0	x	x	x	x	x	x	
5	78	Andrew GRAHAM	240	97	11	20	20	16	16	16	16	16	20	20	20	20	46	46	26	26	14	14	14	14	14	14	18	18	x	x	x	x	x	x	
6	39	Harry SIMPSON	216	121	24	18	18	18	18	18	18	18	18	18	18	x	x	x	x	18	18	18	18	18	18	18	18	18	18	18	18	18	18	18	18
7	35	Ian BLACKLIN	174	163	42	x	x	x	x	x	x	x	x	x	x	x	50	50	24	24	16	16	16	16	20	20	20	20	14	14	14	14	14	14	
8	63	John KINMOND	162	175	12	x	x	x	x	x	x	x	16	16	16	16	50	50	30	30	x	x	x	x	18	18	14	14	18	18	DNF	0	DNF	0	
9	41	Grant ALLAN	144	193	18	16	16	16	16	14	14	14	14	14	18	18	DNF	20	INS	0	x	x	x	x	16	16	16	16	x	x	x	x	x	x	
10	81	James BRAID	128	209	16	16	16	16	16	x	x	x	x	x	x	x	44	44	24	24	x	x	x	x	x	x	x	x	14	14	14	14	14	14	
11	57	Bruce MITCHELL	114	223	14	x	x	x	x	16	16	16	16	INS	0	INS	0	x	x	x	x	DNF	0	14	14	14	14	14	14	20	20	20	20	20	20
12	13	Alistair BAPTIE	96	241	18	x	x	x	x	x	x	x	x	x	x	DNF	20	INS	0	20	20	20	20	16	16	20	20	x	x	x	x	x	x		
13	20	William CONWAY	92	245	4	x	x	x	x	x	x	x	x	x	x	x	x	x	x	x	14	14	16	16	14	14	16	16	14	14	18	18	18	18	
14	51	Alex MONTGOMERY	85	252	7	25	25	20	20	20	20	20	20	x	x	x	x	x	x	x	x	x	x	x	x	x	x	x	x	x	x	x	x	x	
15	4	Stan BERNARD	80	257	5	20	20	20	20	x	x	x	x	x	x	x	x	x	x	x	20	20	20	20	DNF	0	INS	0	x	x	x	x	x	x	
16	85	John BENNETT	80	257	0	20	20	20	20	20	20	20	20	x	x	x	x	x	x	x	x	x	x	x	x	x	x	x	x	x	x	x	x	x	
17	10	Andy WALKER	70	267	10	x	x	x	x	x	x	x	14	14	INS	0	x	x	x	x	14	14	14	14	14	14	14	14	x	x	x	x	x	x	
18	232	Scott BRENNAN	68	269	2	x	x	x	x	x	x	x	x	x	x	44	44	24	24	x	x	x	x	x	x	x	x	x	x	x	x	x	x	x	
19	27	Mario FERRARI	63	274	5	x	x	x	x	x	x	x	x	x	x	x	x	x	x	x	x	x	x	20	20	25	25	18	18	DNF	0	DNF	0		
20	8	Max HORNE	56	281	7	14	14	14	14	14	14	14	14	x	x	x	x	x	x	x	x	x	x	x	x	x	x	x	x	x	x	x	x	x	
21	3	Alistair BAPTIE	32	305	24	x	x	x	x	x	x	x	x	x	x	x	x	x	x	x	x	x	x	x	x	x	x	x	14	14	18	18	18	18	
22	6	George LEITCH	32	305	0	x	x	x	x	x	x	x	x	x	x	x	x	x	x	x	x	x	x	x	x	x	x	x	x	16	16	16	16	16	16
23	54	Howard GORDON	16	321	16	x	x	x	x	x	x	x	x	x	x	x	x	x	x	16	16		0	x	x	x	x	x	x	x	x	x	x	x	x
24	85	Drummond BONE	0	337	16	x	x	x	x	x	x	x	x	x	x	x	x	x	x	x	x	x	x	0	0	DNF	0	x	x	x	x	x	x	x	x
25	91	Craig HOUSTON	0	337	0	x	x	x	x	x	x	x	x	x	x	x	x	x	x	x	x	x	x	0	0	0	0	0	0	x	x	x	x	x	x

**Event Legend**

<b>#1</b>	<b>03/04/2016</b>	SMRC Spring Race Meeting	<b>#8</b>	<b>02/07/2016</b>	BRSCC Donington Park
<b>#2</b>	<b>03/04/2016</b>	SMRC Spring Race Meeting	<b>#9</b>	<b>17/07/2016</b>	SMRC Summer Race Meeting
<b>#3</b>	<b>01/05/2016</b>	SMRC May Day Race Meeting	<b>#10</b>	<b>17/07/2016</b>	SMRC Summer Race Meeting
<b>#4</b>	<b>01/05/2016</b>	SMRC May Day Race Meeting	<b>#11</b>	<b>21/08/2016</b>	SMRC August Race Meeting
<b>#5</b>	<b>29/05/2016</b>	SMRC May Race Meeting	<b>#12</b>	<b>21/08/2016</b>	SMRC August Race Meeting
<b>#6</b>	<b>29/05/2016</b>	SMRC May Race Meeting	<b>#13</b>	<b>10/09/2016</b>	SMRC Super Touring Car Festival
<b>#7</b>	<b>02/07/2016</b>	BRSCC Donington Park	<b>#14</b>	<b>10/09/2016</b>	SMRC Super Touring Car Festival

Championship points are unofficial and given as an indication only.

Official Championship points will be published on the SMRC website.



## SMRC Super Touring Car Festival

Sorted on Laps

Celtic Speed Mini Cooper Cup

Knockhill 1.267 miles

Race 24 - 3rd Race

11/09/2016 17:45

Race (11 Laps) started at 17:36:22

Pos	No.	Name	Make/Model	CC	Class Code	Laps	Total Tm	Diff	Best Tm	In Lap	2nd Best
1	24	John DUNCAN	Mini Cooper	1600	SMN	11	13:35.092		1:03.781	9	1:03.907
2	61	Malcolm McNAB	Mini Cooper	1600	SM	11	13:35.571	0.479	1:03.793	11	1:03.836
3	11	Morgan MURRAY	Mini Cooper	1600	SM	11	13:37.229	2.137	1:03.558	10	1:03.567
4	67	Mark GERAGHTY	Mini Cooper	1600	SMN	11	13:37.936	2.844	1:03.605	10	1:03.866
5	91	Robbie DALGLEISH	Mini Cooper	1600	SMN	11	13:38.228	3.136	1:03.717	8	1:03.728
6	87	Paul BELL	Mini Cooper	1600	SM	11	13:38.229	3.137	1:03.354	8	1:03.473
7	75	Michael COURTS	Mini Cooper	1600	SM	11	13:38.809	3.717	1:03.198	8	1:03.307
8	33	Dylan O'DONNELL	Mini Cooper	1600	SMN	11	13:39.272	4.180	1:03.555	8	1:03.607
9	4	Dominic WHEATLEY	Mini Cooper	1600	SMN	11	13:44.500	9.408	1:04.114	11	1:04.211
10	26	William BLAKE	Mini Cooper	1600	SM	11	13:46.890	11.798	1:04.201	4	1:04.905
11	54	Ray McDOWALL	Mini Cooper	1600	Guest	11	13:47.111	12.019	1:04.825	8	1:05.058
12	96	Taelor SHAND	Mini Cooper	1600	SMN L	11	13:48.872	13.780	1:04.602	8	1:05.215
13	10	Neal ROBERTSON	Mini Cooper	1600	SMN	11	13:49.195	14.103	1:04.231	4	1:04.803
14	5	Des WHEATLEY	Mini Cooper	1600	SM	11	13:49.665	14.573	1:04.137	9	1:04.595
15	12	Allan PATERSON	Mini Cooper	1600	SMN	11	13:49.684	14.592	1:05.048	8	1:05.117
16	9	Martin McGEOUGH	Mini Cooper	1600	SMN	11	13:50.587	15.495	1:04.508	10	1:04.760
17	7	Jonny DREELAN	Mini Cooper	1600	SMN	11	13:51.155	16.063	1:04.541	10	1:04.763
18	35	Chris BLACKHALL	Mini Cooper	1600	Guest	11	13:55.531	20.439	1:05.429	8	1:05.657

### Not classified

DNF	17	Vic COVEY Jnr	Mini Cooper	1600	Guest	5	5:33.787	DNF	1:03.739	2	1:04.831
DNF	6	Daniel DREELAN	Mini Cooper	1600	SM	5	5:52.495	DNF	1:04.838	2	1:05.196
DNF	30	Callum DRYBURGH	Mini Cooper	1600	SM	4	4:27.133	DNF	1:03.971	4	1:05.084
DNF	98	Brandon WALSH	Mini Cooper	1600	SMN	4	4:27.858	DNF	1:04.248	4	1:04.839
DNF	23	Ian MUNRO	Mini Cooper	1600	SM	3	3:35.710	DNF	1:05.994	2	1:06.057
DNF	3	Jock BORTHWICK	Mini Cooper	1600	SM	3	3:32.503	DNF	1:04.945	2	1:14.783
DNS	8	Hannah CHAPMAN	Mini Cooper	1600	SM L			DNS		0	
DNS	34	Craig BLAKE	Mini Cooper	1600	Guest			DNS		0	

### Announcements

Race distance increased to 11 Laps - 2 Laps completed behind the Safety Car.

Margin of Victory	Avg. Speed	Best Lap Tm	Best Speed	Best Lap by
0.479	61.550	1:03.198	72.167	75 - Michael COURTS

Clerk of the Course :

Orbits

Sig :

Time :

Chief Timekeeper : Ian Sharp (SMART Timing)

 Results available at [www.mylaps.com](http://www.mylaps.com) and [www.smart-timing.co.uk](http://www.smart-timing.co.uk)

Printed: 12/09/2016 18:10:26



## SMRC Super Touring Car Festival

### Celtic Speed Mini Cooper Cup

Knockhill 1.267 miles

#### Race 24 - 3rd Race

11/09/2016 17:45

#### Race (11 Laps) started at 17:36:22

Lap	Time of Day	Lap Tm	S1	S2	S3	S3Spd	SFSpd	Lap	Time of Day	Lap Tm	S1	S2	S3	S3Spd	SFSpd
<b>(24) John DUNCAN</b>															
1	17:37:30.837			24.104	19.587	<b>87.380</b>	74.564	8	17:46:47.637	<b>1:03.354</b>	20.441	23.600	19.313	87.608	76.519
2	17:38:34.783	<b>1:03.946</b>	20.876	<b>23.682</b>	19.388	87.266	75.572	9	17:47:53.252	<b>1:05.615</b>	21.654	24.713	<b>19.248</b>	87.153	76.000
3	17:39:38.703	<b>1:03.920</b>	20.813	23.764	19.343	86.702	<b>76.000</b>	10	17:48:56.725	<b>1:03.473</b>	<b>20.418</b>	<b>23.439</b>	19.616	87.952	75.064
4	17:40:42.929	<b>1:04.226</b>	20.879	23.898	19.449	86.927	75.914	11	17:50:00.657	<b>1:03.932</b>	20.726	23.562	19.644	<b>88.299</b>	75.572
5	17:41:51.590	<b>1:08.661</b>	21.028	24.151	23.482	87.040	44.619	<b>(75) Michael COURTS</b>							
6	17:43:52.501	<b>2:00.911</b>	40.129	47.883	32.899	40.770	45.435	1	17:37:35.390			24.398	20.414	87.494	74.070
7	17:45:41.557	<b>1:49.056</b>	41.292	45.555	22.209	43.661	75.828	2	17:38:40.721	<b>1:05.331</b>	21.826	23.715	19.790	88.068	<b>76.782</b>
8	17:46:45.779	<b>1:04.222</b>	20.835	24.039	19.348	86.479	75.402	3	17:39:45.046	<b>1:04.325</b>	21.213	23.723	19.389	87.380	75.402
9	17:47:49.560	<b>1:03.781</b>	<b>20.684</b>	23.805	<b>19.292</b>	86.590	75.914	4	17:40:48.789	<b>1:03.743</b>	20.546	23.624	19.573	87.837	75.742
10	17:48:53.613	<b>1:04.053</b>	20.812	23.788	19.453	86.702	75.572	5	17:41:58.183	<b>1:09.390</b>	20.946	24.239	24.209	<b>88.532</b>	36.771
11	17:49:57.520	<b>1:03.907</b>	20.752	23.738	19.417	87.380	75.317	6	17:43:59.497	<b>2:01.314</b>	41.600	44.782	34.932	39.429	44.179
<b>(61) Malcolm McNAB</b>															
1	17:37:31.480			24.296	19.987	86.479	73.342	7	17:45:45.593	<b>1:46.096</b>	38.910	44.794	22.392	42.021	75.487
2	17:38:35.456	<b>1:03.976</b>	20.661	23.654	19.661	86.927	75.233	8	17:46:48.791	<b>1:03.198</b>	20.572	<b>23.378</b>	<b>19.248</b>	88.299	76.432
3	17:39:40.423	<b>1:04.967</b>	21.082	24.150	19.735	85.596	73.907	9	17:47:53.811	<b>1:05.020</b>	20.960	24.643	19.417	87.837	76.345
4	17:40:44.744	<b>1:04.321</b>	20.832	23.692	19.797	86.479	74.481	10	17:48:57.930	<b>1:04.119</b>	20.906	23.684	19.529	87.608	75.657
5	17:41:52.719	<b>1:07.975</b>	21.143	24.384	22.448	86.927	44.383	11	17:50:01.237	<b>1:03.307</b>	<b>20.461</b>	23.581	19.265	87.722	75.914
6	17:43:53.790	<b>2:01.071</b>	40.067	47.499	33.505	40.040	45.870	<b>(33) Dylan O'DONNELL</b>							
7	17:45:42.050	<b>1:48.260</b>	40.595	45.459	22.206	44.738	75.064	1	17:37:34.932			24.673	20.181	86.702	74.070
8	17:46:46.308	<b>1:04.258</b>	20.803	23.898	19.557	86.702	74.897	2	17:38:39.180	<b>1:04.248</b>	20.925	23.818	19.505	86.927	75.402
9	17:47:50.370	<b>1:04.062</b>	20.731	23.778	19.553	85.815	75.148	3	17:39:43.135	<b>1:03.955</b>	20.783	23.718	19.454	87.266	76.086
10	17:48:54.206	<b>1:03.836</b>	20.609	23.691	<b>19.536</b>	86.702	75.233	4	17:40:47.747	<b>1:04.612</b>	20.640	24.021	19.951	<b>88.068</b>	75.148
11	17:49:57.999	<b>1:03.793</b>	<b>20.550</b>	<b>23.641</b>	19.602	<b>87.040</b>	<b>75.828</b>	5	17:41:57.273	<b>1:09.526</b>	21.737	24.258	23.531	87.608	37.076
<b>(11) Morgan MURRAY</b>															
1	17:37:33.168			24.138	19.804	87.040	76.607	6	17:43:58.793	<b>2:01.520</b>	41.560	45.126	34.834	39.244	43.407
2	17:38:36.735	<b>1:03.567</b>	20.735	<b>23.448</b>	19.384	88.416	<b>77.135</b>	7	17:45:44.868	<b>1:46.075</b>	39.179	44.675	22.221	41.786	75.657
3	17:39:41.268	<b>1:04.533</b>	20.861	23.812	19.860	<b>89.120</b>	76.000	8	17:46:48.423	<b>1:03.555</b>	<b>20.570</b>	23.799	<b>19.186</b>	87.494	<b>76.259</b>
4	17:40:47.016	<b>1:05.748</b>	21.966	24.157	19.625	86.479	75.742	9	17:47:53.753	<b>1:05.330</b>	21.109	24.691	19.530	87.837	74.564
5	17:41:55.029	<b>1:08.013</b>	21.388	24.011	22.614	87.722	47.192	10	17:48:58.093	<b>1:04.340</b>	21.130	23.796	19.414	87.837	75.572
6	17:43:55.363	<b>2:00.334</b>	39.652	47.202	33.480	39.826	51.981	11	17:50:01.700	<b>1:03.607</b>	20.632	<b>23.615</b>	19.360	88.068	75.914
7	17:45:43.196	<b>1:47.833</b>	40.396	45.030	22.407	42.259	76.519	<b>(4) Dominic WHEATLEY</b>							
8	17:46:46.852	<b>1:03.656</b>	<b>20.607</b>	23.629	19.420	88.299	75.572	1	17:37:38.395			25.886	19.915	<b>87.380</b>	74.647
9	17:47:51.919	<b>1:05.067</b>	21.773	23.770	19.524	87.608	76.259	2	17:38:43.946	<b>1:05.551</b>	21.439	24.454	19.658	85.706	75.487
10	17:48:55.477	<b>1:03.558</b>	20.717	23.533	<b>19.308</b>	88.532	76.086	3	17:39:49.354	<b>1:05.408</b>	21.393	24.428	19.587	85.706	76.086
11	17:49:59.657	<b>1:04.180</b>	20.996	23.729	19.455	88.649	75.487	4	17:40:53.730	<b>1:04.376</b>	20.881	<b>23.738</b>	19.757	87.153	75.487
<b>(67) Mark GERAGHTY</b>															
1	17:37:31.851			24.331	20.052	87.040	73.907	5	17:42:02.088	<b>1:08.358</b>	21.006	24.808	22.544	85.487	51.463
2	17:38:35.717	<b>1:03.866</b>	20.787	<b>23.513</b>	19.566	<b>87.722</b>	75.148	6	17:44:03.313	<b>2:01.225</b>	40.323	45.325	35.577	41.196	33.537
3	17:39:40.744	<b>1:05.027</b>	20.963	24.245	19.819	85.379	74.647	7	17:45:47.605	<b>1:44.292</b>	37.899	44.038	22.355	45.251	<b>76.172</b>
4	17:40:45.154	<b>1:04.410</b>	21.189	23.605	19.616	87.266	75.317	8	17:46:51.876	<b>1:04.271</b>	21.005	23.843	<b>19.423</b>	86.927	76.086
5	17:41:53.707	<b>1:08.553</b>	20.957	24.403	23.193	87.266	44.501	9	17:47:58.603	<b>1:06.727</b>	21.497	25.347	19.883	85.925	74.647
6	17:43:54.433	<b>2:00.726</b>	39.948	47.389	33.389	41.221	46.797	10	17:49:02.814	<b>1:04.211</b>	20.942	23.837	19.432	86.814	75.317
7	17:45:42.537	<b>1:48.104</b>	40.751	45.096	22.257	43.351	75.317	11	17:50:06.928	<b>1:04.114</b>	<b>20.742</b>	23.869	19.503	86.927	74.647
8	17:46:46.961	<b>1:04.424</b>	20.543	23.786	20.095	86.927	72.785	<b>(26) William BLAKE</b>							
9	17:47:52.234	<b>1:05.273</b>	22.126	23.689	19.458	87.494	75.487	1	17:37:37.067			25.183	20.017	86.479	74.070
10	17:48:55.839	<b>1:03.605</b>	<b>20.538</b>	23.747	<b>19.320</b>	87.266	<b>76.086</b>	2	17:38:42.429	<b>1:05.362</b>	21.599	24.072	<b>19.691</b>	86.035	74.813
11	17:50:00.364	<b>1:04.525</b>	20.770	23.936	19.819	87.266	72.470	3	17:39:48.828	<b>1:06.399</b>	21.720	24.752	19.927	85.054	73.422
<b>(91) Robbie DALGLEISH</b>															
1	17:37:33.578			23.893	20.106	86.479	74.481	4	17:40:53.029	<b>1:04.201</b>	<b>20.781</b>	<b>23.611</b>	19.809	<b>87.153</b>	74.647
2	17:38:37.546	<b>1:03.968</b>	20.675	<b>23.582</b>	19.711	87.608	75.148	5	17:42:00.726	<b>1:07.697</b>	21.452	24.809	21.436	84.839	47.662
3	17:39:41.280	<b>1:03.734</b>	20.517	23.595	19.622	88.183	<b>75.828</b>	6	17:44:02.581	<b>2:01.855</b>	40.785	45.331	35.739	41.424	34.082
4	17:40:47.501	<b>1:06.221</b>	21.632	24.573	20.016	85.270	75.572	7	17:45:47.417	<b>1:44.836</b>	37.872	44.448	22.516	41.424	<b>75.233</b>
5	17:41:55.659	<b>1:08.158</b>	21.148	24.092	22.918	87.380	45.099	8	17:46:52.841	<b>1:05.424</b>	21.386	24.169	19.869	85.706	74.152
6	17:43:56.240	<b>2:00.581</b>	39.758	47.102	33.721	38.971	50.080	9	17:47:59.044	<b>1:06.203</b>	20.858	25.508	19.837	85.379	74.647
7	17:45:43.698	<b>1:47.458</b>	40.011	45.055	22.392	43.463	75.317	10	17:49:04.413	<b>1:05.369</b>	21.430	24.153	19.786	86.814	74.813
8	17:46:47.415	<b>1:03.717</b>	20.517	23.742	<b>19.458</b>	87.837	75.402	11	17:50:09.318	<b>1:04.905</b>	20.966	24.117	19.822	85.379	74.070
9	17:47:52.773	<b>1:05.358</b>	21.793	23.981	19.584	87.722	75.572	<b>(54) Ray McDOWALL</b>							
10	17:48:56.501	<b>1:03.728</b>	<b>20.364</b>	23.785	19.579	<b>88.299</b>	74.981	1	17:37:36.271			24.807	20.454	87.040	72.706
11	17:50:00.656	<b>1:04.155</b>	20.548	23.751	19.856	87.952	73.583	2	17:38:41.652	<b>1:05.381</b>	21.901	<b>23.827</b>	<b>19.653</b>	<b>87.608</b>	<b>75.064</b>
<b>(87) Paul BELL</b>															
1	17:37:32.495			23.901	19.981	87.380	74.564	3	17:39:47.150	<b>1:05.498</b>	21.668	24.141	19.689	87.494	74.813
2	17:38:36.338	<b>1:03.843</b>	20.732	23.540	19.571	87.608	<b>76.607</b>	4	17:40:52.208	<b>1:05.058</b>	21.278	23.907	19.873	86.814	74.316
3	17:39:41.031	<b>1:04.693</b>	20.978	23.890	19.825	87.608	75.317	5	17:41:59.559	<b>1:07.351</b>	21.560	24.816	20.975	86.257	49.783
4	17:40:47.764	<b>1:06.733</b>	21.620	25.093	20.020	84.306	74.234	6	17:44:01.056	<b>2:01.497</b>	41.069	44.627	35.801	38.457	38.501
5	17:41:56.279	<b>1:08.515</b>	21.477	23.975	23.063	87.952	41.682	7	17:45:46.760	<b>1:45.704</b>	38.360	44.990	22.354	43.976	74.316
6	17:43:57.510	<b>2:01.231</b>	40.136	46.807	34.288	36.711	48.383	8	17:46:51.585	<b>1:04.825</b>	21.036	23.941	19.848	87.380	73.182
7	17:45:44.283	<b>1:46.773</b>	39.452	45.141	22.180	43.520									

## SMRC Super Touring Car Festival

### Celtic Speed Mini Cooper Cup

Knockhill 1.267 miles

### Race 24 - 3rd Race

11/09/2016 17:45

### Race (11 Laps) started at 17:36:22

Lap	Time of Day	Lap Tm	S1	S2	S3	S3Spd	SFSpd	Lap	Time of Day	Lap Tm	S1	S2	S3	S3Spd	SFSpd	
<b>(10) Neal ROBERTSON</b>																
1	17:37:36.941			25.400	20.076	86.257	73.664	(35) Chris BLACKHALL	1	17:37:41.917			27.280	20.915	84.625	72.549
2	17:38:42.136	<b>1:05.195</b>	21.534	23.879	19.782	87.153	75.657	2	17:38:48.289	<b>1:06.372</b>	21.570	24.607	20.195	85.379	73.502	
3	17:39:48.476	<b>1:06.340</b>	21.852	24.660	19.828	85.596	74.730	3	17:39:54.727	<b>1:06.438</b>	21.478	24.984	19.976	84.946	73.826	
4	17:40:52.707	<b>1:04.231</b>	<b>20.624</b>	<b>23.853</b>	19.754	86.927	75.148	4	17:41:01.281	<b>1:06.554</b>	21.410	24.840	20.304	85.162	73.342	
5	17:42:03.324	<b>1:10.617</b>	21.262	25.714	23.641	83.467	48.912	5	17:42:12.013	<b>1:10.732</b>	21.544	25.225	23.963	78.765	66.774	
6	17:44:05.135	<b>2:01.811</b>	40.308	45.754	35.749	38.021	33.453	6	17:44:09.439	<b>1:57.426</b>	36.977	44.448	36.001	44.768	32.751	
7	17:45:48.517	<b>1:43.382</b>	37.424	43.841	22.117	46.830	<b>76.432</b>	7	17:45:53.995	<b>1:44.556</b>	36.886	43.702	23.968	38.151	73.826	
8	17:46:53.320	<b>1:04.803</b>	21.202	23.886	19.715	<b>87.494</b>	74.564	8	17:46:59.424	<b>1:05.429</b>	<b>21.231</b>	24.446	<b>19.752</b>	<b>85.706</b>	73.664	
9	17:47:59.688	<b>1:06.368</b>	21.139	24.950	20.279	86.035	73.342	9	17:48:05.081	<b>1:05.657</b>	21.248	<b>24.399</b>	20.010	84.412	<b>73.907</b>	
10	17:49:06.250	<b>1:06.562</b>	22.066	24.548	19.948	86.702	75.064	10	17:49:11.705	<b>1:06.624</b>	21.563	24.746	20.315	85.270	73.422	
11	17:50:11.623	<b>1:05.373</b>	21.277	24.409	<b>19.687</b>	87.153	75.064	11	17:50:17.959	<b>1:06.254</b>	21.436	24.686	20.132	84.839	73.342	
<b>(5) Des WHEATLEY</b>																
1	17:37:40.037			27.117	19.690	86.146	75.064	(17) Vic COVEY Jnr	1	17:37:32.347			24.067	20.358	86.927	73.022
2	17:38:47.086	<b>1:07.049</b>	21.858	25.364	19.827	85.815	75.148	2	17:38:36.086	<b>1:03.739</b>	<b>20.616</b>	<b>23.574</b>	<b>19.549</b>	<b>87.837</b>	<b>75.233</b>	
3	17:39:52.654	<b>1:05.568</b>	21.087	24.345	20.136	83.054	74.813	3	17:39:40.917	<b>1:04.831</b>	20.987	<b>23.922</b>	<b>19.922</b>	<b>87.722</b>	74.316	
4	17:40:57.345	<b>1:04.691</b>	21.238	<b>23.707</b>	19.746	<b>87.837</b>	75.487	4	17:40:46.564	<b>1:05.647</b>	21.298	24.186	20.163	85.054	70.714	
5	17:42:09.069	<b>1:11.724</b>	21.293	24.805	25.626	86.146	43.463	5	17:41:56.215	<b>1:09.651</b>	22.378	24.336	22.937	84.200	31.805	
6	17:44:08.182	<b>1:59.113</b>	38.600	44.293	36.220	43.073	31.880	(6) Daniel DREELAN	1	17:37:35.500			24.581	20.294	86.814	<b>74.316</b>
7	17:45:51.638	<b>1:43.456</b>	37.060	43.627	22.769	40.232	74.730	2	17:38:40.338	<b>1:04.838</b>	<b>21.143</b>	<b>23.803</b>	<b>19.892</b>	<b>87.608</b>	73.907	
8	17:46:56.233	<b>1:04.595</b>	21.260	23.836	19.499	87.266	75.402	3	17:39:53.280	<b>1:12.942</b>	27.647	25.386	19.909	86.814	73.422	
9	17:48:00.370	<b>1:04.137</b>	<b>20.840</b>	23.836	<b>19.461</b>	87.380	<b>76.259</b>	4	17:40:58.476	<b>1:05.196</b>	21.184	24.076	19.936	85.379	70.417	
10	17:49:06.492	<b>1:06.122</b>	21.919	24.564	19.639	87.153	75.828	5	17:42:14.923	<b>1:16.447</b>	22.779	25.833	27.835	76.782	30.490	
11	17:50:12.093	<b>1:05.601</b>	21.253	24.380	19.968	85.270	73.502	(30) Callum DRYBURGH	1	17:37:35.067			<b>23.784</b>	21.261	86.927	71.315
<b>(12) Allan PATERSON</b>																
1	17:37:37.254			24.833	19.999	85.270	74.481	2	17:38:40.506	<b>1:05.439</b>	21.818	23.851	19.770	<b>87.608</b>	74.564	
2	17:38:43.070	<b>1:05.816</b>	21.939	24.064	19.813	86.368	74.316	3	17:39:45.590	<b>1:05.084</b>	21.677	23.934	<b>19.473</b>	86.035	<b>74.813</b>	
3	17:39:49.004	<b>1:05.934</b>	21.464	24.760	19.710	85.815	73.989	4	17:40:49.561	<b>1:03.971</b>	<b>20.499</b>	23.839	19.633	86.927	74.647	
4	17:40:54.121	<b>1:05.117</b>	21.648	23.912	<b>19.557</b>	<b>87.722</b>	74.647	(98) Brandon WALSH	1	17:37:36.240			24.832	20.167	86.702	73.262
5	17:42:02.625	<b>1:08.504</b>	<b>20.977</b>	24.620	22.907	86.257	51.188	2	17:38:41.079	<b>1:04.839</b>	21.423	<b>23.768</b>	19.648	<b>87.266</b>	<b>75.657</b>	
6	17:44:04.000	<b>2:01.375</b>	40.344	45.308	35.723	38.880	34.326	3	17:39:46.038	<b>1:04.959</b>	21.336	24.072	<b>19.551</b>	86.257	75.148	
7	17:45:48.112	<b>1:44.112</b>	37.924	43.864	22.324	44.531	<b>74.981</b>	4	17:40:50.286	<b>1:04.248</b>	<b>20.548</b>	23.958	19.742	86.702	74.981	
8	17:46:53.160	<b>1:05.048</b>	21.251	<b>23.717</b>	20.080	85.706	74.152	(23) Ian MUNRO	1	17:37:46.087			<b>24.020</b>	33.832	<b>87.722</b>	69.470
9	17:47:59.794	<b>1:06.634</b>	21.503	25.078	20.053	84.412	74.730	2	17:38:52.081	<b>1:05.994</b>	21.922	24.096	<b>19.976</b>	84.200	<b>73.022</b>	
10	17:49:06.633	<b>1:06.839</b>	22.265	24.415	20.159	86.368	72.627	3	17:39:58.138	<b>1:06.057</b>	<b>21.142</b>	24.325	20.590	82.442	69.041	
11	17:50:12.112	<b>1:05.479</b>	21.337	24.319	19.823	86.814	74.564	(3) Jock BORTHWICK	1	17:37:35.203			24.430	20.606	86.368	<b>72.706</b>
<b>(9) Martin McGEOUGH</b>																
1	17:37:41.071			27.647	20.303	85.815	72.943	2	17:38:40.148	<b>1:04.945</b>	<b>21.004</b>	<b>24.015</b>	<b>19.926</b>	<b>87.040</b>	71.391	
2	17:38:47.401	<b>1:06.330</b>	21.663	24.844	19.823	85.815	75.148	3	17:39:54.931	<b>1:14.783</b>	23.584	26.273	24.926	78.488	28.728	
3	17:39:53.581	<b>1:06.180</b>	21.599	24.823	19.758	87.040	75.402	(3) Jonny DREELAN	1	17:37:39.838						
4	17:41:00.597	<b>1:07.016</b>	21.763	25.072	20.181	85.815	74.234	2	17:38:45.322	<b>1:05.484</b>	21.694	23.905	19.885	85.925	74.897	
5	17:42:11.556	<b>1:10.959</b>	21.501	25.302	24.156	74.481	64.713	3	17:39:51.644	<b>1:06.322</b>	22.116	24.220	19.986	86.035	74.564	
6	17:44:08.874	<b>1:57.318</b>	36.889	44.527	35.902	44.619	31.986	4	17:40:56.632	<b>1:04.988</b>	20.916	23.950	20.122	83.260	74.813	
7	17:45:53.342	<b>1:44.468</b>	37.011	43.631	23.826	38.993	73.664	5	17:42:05.173	<b>1:08.541</b>	21.109	24.576	22.856	83.885	54.382	
8	17:46:58.480	<b>1:05.138</b>	21.449	24.188	<b>19.501</b>	86.927	75.148	6	17:44:06.688	<b>2:01.515</b>	40.146	45.759	35.610	42.662	35.639	
9	17:48:03.240	<b>1:04.760</b>	<b>20.832</b>	<b>23.947</b>	19.981	<b>87.266</b>	74.564	7	17:45:52.314	<b>1:45.626</b>	37.860	43.342	24.424	40.994	61.793	
10	17:49:07.748	<b>1:04.508</b>	20.959	23.949	19.600	86.814	<b>75.742</b>	8	17:46:58.063	<b>1:05.749</b>	21.931	24.007	19.811	86.257	74.897	
11	17:50:13.015	<b>1:05.267</b>	21.154	24.211	19.902	86.702	74.070	9	17:48:02.826	<b>1:04.763</b>	<b>20.790</b>	23.956	20.017	85.596	74.813	
<b>(7) Jonny DREELAN</b>																
1	17:37:39.838			27.566	20.065	86.146	74.316	10	17:49:07.367	<b>1:04.541</b>	20.981	<b>23.902</b>	<b>19.658</b>	<b>87.040</b>	<b>75.828</b>	
2	17:38:45.322	<b>1:05.484</b>	21.694	23.905	19.885	85.925	74.897	11	17:50:13.583	<b>1:06.216</b>	21.177	24.983	20.056	86.479	71.391	
3	17:39:51.644	<b>1:06.322</b>	22.116	24.220	19.986	86.035	74.564									
4	17:40:56.632	<b>1:04.988</b>	20.916	23.950	20.122	83.260	74.813									
5	17:42:05.173	<b>1:08.541</b>	21.109	24.576	22.856	83.885	54.382									
6	17:44:06.688	<b>2:01.515</b>	40.146	45.759	35.610	42.662	35.639									
7	17:45:52.314	<b>1:45.626</b>	37.860	43.342	24.424	40.994	61.793									
8	17:46:58.063	<b>1:05.749</b>	21.931	24.007	19.811	86.257	74.897									
9	17:48:02.826	<b>1:04.763</b>	<b>20.790</b>	23.956	20.017	85.596	74.813									

Clerk of the Course :

Orbits

 Sig : Time :  
 Chief Timekeeper : Ian Sharp (SMART Timing)

 Results available at [www.mylaps.com](http://www.mylaps.com) and [www.smart-timing.co.uk](http://www.smart-timing.co.uk)


## SMRC Super Touring Car Festival

## Lapchart

Celtic Speed Mini Cooper Cup

Knockhill 1.267 miles

Race 24 - 3rd Race

11/09/2016 17:45

Race (11 Laps) started at 17:36:22

Competitors	Laps											
	1	2	3	4	5	6	7	8	9	10	11	
John DUNCAN (24)	1	24	24	24	24	24	24	24	24	24	24	24
Malcolm McNAB (61)	2	61	61	61	61	61	61	61	61	61	61	61
Mark GERAGHTY (67)	3	67	67	67	67	67	67	11	11	11	11	11
Vic COVEY Jnr (17)	4	17	17	17	17	11	11	11	67	67	67	67
Paul BELL (87)	5	87	87	87	11	91	91	91	91	91	91	91
Morgan MURRAY (11)	6	11	11	11	91	17	87	87	87	87	87	87
Robbie DALGLEISH (91)	7	91	91	91	33	87	33	33	33	33	75	75
Dylan O'DONNELL (33)	8	33	33	33	87	33	75	75	75	75	33	33
Callum DRYBURGH (30)	9	30	3	75	75	75	54	54	54	4	4	4
Jock BORTHWICK (3)	10	3	6	30	30	54	26	26	4	54	54	26
Michael COURTS (75)	11	75	30	98	98	26	4	4	26	26	26	54
Daniel DREELAN (6)	12	6	75	54	54	4	12	12	12	96	96	96
Brandon WALSH (98)	13	98	98	10	10	12	10	10	10	10	10	10
Ray McDOWALL (54)	14	54	54	26	26	10	96	96	96	12	5	5
Neal ROBERTSON (10)	15	10	10	12	4	96	7	5	5	5	12	12
William BLAKE (26)	16	26	26	4	12	7	5	7	7	7	7	9
Allan PATERSON (12)	17	12	12	96	96	5	9	9	9	9	9	7
Taelor SHAND (96)	18	96	96	7	7	9	35	35	35	35	35	35
Dominic WHEATLEY (4)	19	4	4	5	5	35						
Jonny DREELAN (7)	20	7	7	6	6	6						
Des WHEATLEY (5)	21	5	5	9	9							
Martin McGEOUGH (9)	22	9	9	35	35							
Chris BLACKHALL (35)	23	35	35	3								
Ian MUNRO (23)	24	23	23	23								
-	25											
-	26											

Margin of Victory	Avg. Speed	Best Lap Tm	Best Speed	Best Lap by
0.479	61.550	1:03.198	72.167	75 - Michael COURTS

Clerk of the Course :

Orbits

 Sig : Time :  
 Chief Timekeeper : Ian Sharp (SMART Timing)

 Results available at [www.mylaps.com](http://www.mylaps.com) and [www.smart-timing.co.uk](http://www.smart-timing.co.uk)

Printed: 12/09/2016 18:10:51



## Celtic Speed Mini Cooper Cup

2016

Pos	No.	Name	Total	Diff	Gap	#1		#2		#3		#4		#5		#6		#7		#8		#9		#10		#11		#12		#13		#14		#15		#16					
						Ra	Total	Ra	Total	Ra	Total	Ra	Total	Ra	Total	Ra	Total	Ra	Total	Ra	Total	Ra	Total	Ra	Total	Ra	Total	Ra	Total	Ra	Total	Ra	Total	Ra	Total	Ra	Total	Ra	Total		
1	23	Ian MUNRO	300	0	0	20	20	25	25	8	8	9	9	10	10	0	0	20	20	0	0	3	3	33	33	17	17	25	25	25	25	12	12	20	20	25	25	8	8		
2	87	Paul BELL	285	15	15	14	14	16	16	14	14	0	0	5	5	9	9	16	16	20	20	16	16	44	44	26	26	16	16	0	0	3	3	14	14	20	20	10	10		
3	11	Morgan MURRAY	279	21	6	9	9	DNF	0	5	5	10	10	20	20	14	14	25	25	25	25	DNF	0	35	35	19	19	DNF	0	DNF	0	7	7	16	16	16	16	12	12		
4	61	Malcolm McNAB	265	35	14	0	0	8	8	10	10	20	20	16	16	20	20	DNF	0	7	7	12	12	46	46	30	30	12	12	DNF	0	2	2	12	12	8	8	20	20		
5	33	Dylan O'DONNELL	234	66	31	10	10	9	9	20	20	0	0	6	6	4	4	12	12	12	12	20	20	38	38	18	18	14	14	20	20	16	16	0	0	5	5	6	6		
6	91	Robbie DALGLEISH	215	85	19	0	0	DQ	0	0	0	12	12	12	12	16	16	14	14	16	16	10	10	40	40	24	24	10	10	DNF	0	NS	0	7	7	12	12	14	14		
7	8	Hannah CHAPMAN	199	101	16	25	25	DNF	0		0	16	16	14	14	8	8	10	10	8	8	25	25	36	36	DNF	0	20	20	0	0	5	5	9	9	14	14	9	9		
8	24	John DUNCAN	196	104	3	4	4	3	3	3	3	2	2	DNF	0	NS	0	4	4	0	0	4	4	39	39	22	22	6	6	16	16	14	14	4	4	10	10	16	16		
9	4	Dominic WHEATLEY	180	120	16	8	8	20	20	12	12	8	8	9	9	DNF	0	5	5	6	6	8	8	50	50	DNF	0	8	8	10	10	10	10	10	10	4	4	5	5		
10	20	Kyle REID	175	125	5	x	x	x	x	x	x	25	25	25	25	25	25	x	x	x	x	x	x	55	55	20	20	x	x	x	x	x	x	25	25	DNF	0	NS	0		
11	89	Shane STONEY	163	137	12	x	x	x	x	x	x	x	x	x	x	x	x	x	x	x	x	x	x	42	42	35	35	9	9	12	12	25	25	6	6	9	9	25	25		
12	98	Brandon WALSH	137	163	26	6	6	12	12	9	9	6	6	8	8	7	7	7	7	9	9	14	14	31	31	11	11	0	0	5	5	8	8	0	0	0	0	0	0	2	2
13	26	William BLAKE	129	171	8	3	3	14	14	25	25	0	0	2	2	12	12	6	6	14	14	6	6	DQ	20	10	10	0	0	8	8	0	0	NS	0	0	0	0	0	DNF	0
14	3	Jock BORTHWICK	121	179	8	12	12	10	10	16	16	DNF	0	7	7	10	10	9	9	0	0	5	5	37	37	DNF	0	0	0	3	3	1	1	x	x	x	x	x	x	x	x
15	67	Mark GERAGHTY	115	185	6	7	7	DNF	0	4	4	5	5	4	4	6	6	0	0	10	10	9	9	x	x	x	x	4	4	6	6	9	9	5	5	2	2	4	4		
16	5	Des WHEATLEY	99	201	16	16	16	DNF	0	0	0	4	4	DNF	0	3	3	8	8	DNF	0	1	1	30	30	10	10	2	2	7	7	6	6	2	2	0	0	1	1		
17	30	Callum DRYBURGH	89	211	10	0	0	4	4	2	2	0	0	0	0	2	2	2	2	3	3	0	0	30	30	10	10	5	5	9	9	0	0	3	3	3	3	0	0		
18	6	Daniel DREELAN	76	224	13	5	5	7	7	7	7	3	3	0	0	0	0	3	3	0	0	0	0	30	30	13	13	0	0	2	2	0	0	0	0	0	0	0	0		
19	29	Chris REID	71	229	5	x	x	x	x	x	x	14	14	1	1	DNF	0	x	x	x	x	x	x	DNF	20	14	14	x	x	x	x	x	x	8	8	7	7	7	7		
20	47	Reis ROBERTSON	71	229	0	DNF	0	5	5	6	6	1	1	3	3	5	5	DNF	0	4	4	7	7	30	30	10	10	0	0	0	0	NS	0	DNF	0	0	0	0	0		
21	75	Michael COURTS	61	239	10	x	x	x	x	x	x	x	x	x	x	x	x	x	x	x	x	x	x	x	x	x	7	7	14	14	20	20	1	1	6	6					
22	7	Jonny DREELAN	58	242	3	0	0	6	6	0	0	0	0	0	0	0	0	DNF	0	0	0	0	0	30	30	10	10	3	3	4	4	0	0	DNF	0	0	0	0	0		
23	38	Scott FORBES	57	243	1	x	x	x	x	x	x	7	7	DQ	0	0	0	x	x	x	x	x	x	34	34	16	16	x	x	x	x	x	x	x	x	x	x	x	x		
24	10	Neal ROBERTSON	53	247	4	x	x	x	x	x	x	0	0	0	0	0	0	0	0	2	2	0	0	30	30	15	15	1	1	DNF	0	0	0	DNF	0	0	0	0	0		
25	51	Chris MILFORD	52	248	1	2	2	DNF	0	1	1	0	0	0	0	1	1	DNF	0	0	0	NS	0	30	30	10	10	0	0	0	0	4	4	0	0	1	1	3	3		
26	9	Martin McGEOUGH	49	251	3	x	x	x	x	x	x	0	0	0	0	0	0	DNF	0	0	0	0	0	32	32	12	12	0	0	0	0	0	0	0	0	0	0	0	0		
27	50	Andrew BELL	40	260	9	0	0	0	0	0	0	0	0	0	0	0	0	0	0	0	0	0	0	30	30	10	10	0	0	0	0	0	0	0	0	0	0	0	0		
28	52	Simon HOLDERNESS	40	260	0	x	x	x	x	x	x	x	x	x	x	x	x	0	0	0	0	0	0	30	30	10	10	0	0	0	0	0	0	0	0	0	0	0	0		
29	96	Taelor SHAND	39	261	1	1	1	2	2	0	0	0	0	0	0	0	0	0	0	1	1	0	0	30	30	DNF	0	0	0	0	0	0	0	0	0	0	0	0	0		
30	12	Allan PATERSON	12	288	27	0	0	1	1	0	0	0	0	0	0	0	0	1	1	5	5	2	2	x	x	x	x	0	0	1	1	0	0	0	0	NS	0	0	0		
31	99	Max COATES	0	300	12	x	x	x	x	x	x	x	x	x	x	x	x	x	x	x	x	x	x	x	x	x	x	x	x	x	x	x	x	x	0	0	x	x			
32	34	Craig BLAKE	0	300	0	x	x	x	x	x	x	x	x	x	x	x	x	x	x	x	x	x	x	x	x	x	x	x	x	x	x	x	x	0	0	x	x				

## Event Legend

#1	03/04/2016	SMRC Spring Race Meeting	#11	18/06/2016	BARC Donington Park
#2	03/04/2016	SMRC Spring Race Meeting	#12	17/07/2016	SMRC Summer Race Meeting
#3	03/04/2016	SMRC Spring Race Meeting	#13	17/07/2016	SMRC Summer Race Meeting
#4	01/05/2016	SMRC May Day Race Meeting	#14	17/07/2016	SMRC Summer Race Meeting
#5	01/05/2016	SMRC May Day Race Meeting	#15	21/08/2016	SMRC August Race Meeting
#6	01/05/2016	SMRC May Day Race Meeting	#16	21/08/2016	SMRC August Race Meeting

<b>#7</b>	<b>29/05/2016</b>	SMRC May Race Meeting	<b>#17</b>	<b>21/08/2016</b>	SMRC August Race Meeting
<b>#8</b>	<b>29/05/2016</b>	SMRC May Race Meeting	<b>#18</b>	<b>10/09/2016</b>	SMRC Super Touring Car Festival
<b>#9</b>	<b>29/05/2016</b>	SMRC May Race Meeting	<b>#19</b>	<b>10/09/2016</b>	SMRC Super Touring Car Festival
<b>#10</b>	<b>18/06/2016</b>	BARC Donington Park	<b>#20</b>	<b>10/09/2016</b>	SMRC Super Touring Car Festival

Championship points are unofficial and given as an indication only.  
Official Championship points will be published on the SMRC website.

	#17		#18		#19		#20	
	Ra	Total	Ra	Total	Ra	Total	Ra	Total
3	8	20	20	20	20	20	DNF	0
0	10	16	16	16	16	16	10	10
2	12	25	25	25	25	25	16	16
0	20	10	10	12	12	12	20	20
6	6	9	9	7	7	7	8	8
4	14	7	7	9	9	9	12	12
9	9	DNF	0	0	0	0	NS	0
6	16	14	14	10	10	10	25	25
5	5	0	0	DNF	0	0	7	7
6	0	x	x	x	x	x	x	x
5	25	x	x	x	x	x	x	x
2	2	2	2	0	0	0	DNF	0
F	0	0	0	3	3	3	6	6
x	x	5	5	6	6	6	DNF	0
4	4	12	12	14	14	14	14	14
1	1	6	6	NS	0	0	3	3
0	0	8	8	8	8	8	DNF	0
	0	1	1	5	5	5	DNF	0
7	7	x	x	x	x	x	x	x
0	0	x	x	x	x	x	x	x
	0	DNF	0	4	4	4	9	9
0	0	3	3	2	2	2	0	0
x	x	x	x	x	x	x	x	x
0	0	0	0	1	1	1	4	4
3	3	x	x	x	x	x	x	x
	0	4	4	0	0	0	1	1
	0	x	x	x	x	x	x	x
S	0	x	x	x	x	x	x	x
0	0	0	0	0	0	0	5	5
0	0	0	0	0	0	0	2	2
x	x	x	x	x	x	x	x	x
x	x	x	x	x	x	x	x	x

