

Knockhill

17th April 2016



S.M.A.R.T.

Scottish Motorsports Automatic Race Timing

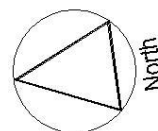
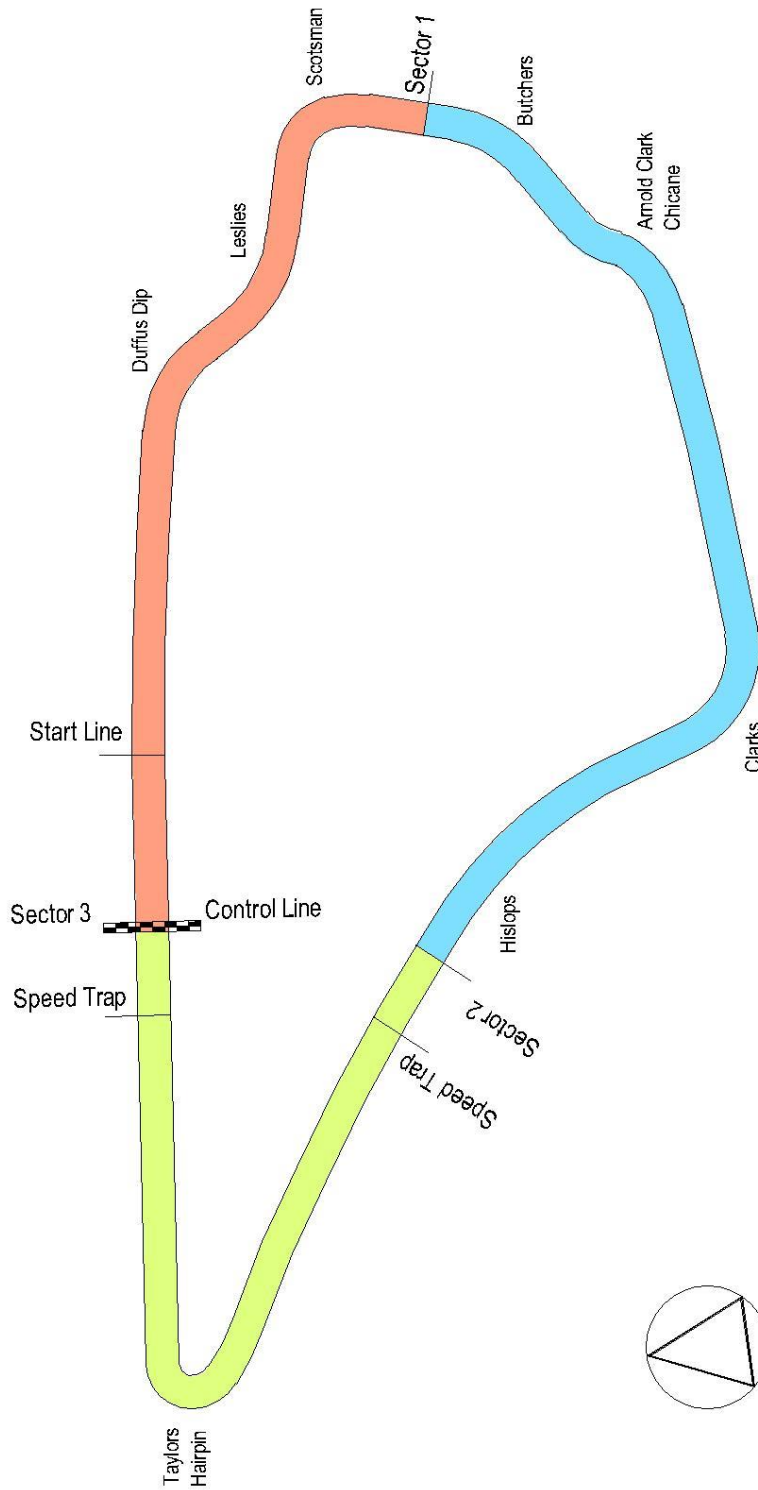

Ravenslea, Melrose Road, Galashiels, TD1 2AT

Telephone : 01896 – 752447

Scottish Motorsports Automatic Race Timing

Circuit layout

Knockhill – Clockwise



Sector	Length
Sector 1	0.433 Mile
Sector 2	0.503 Mile
Sector 3	0.334 Mile



Super Lap Scotland - Round 1

Sorted on best lap time

Super Lap Scotland Knockhill 1.267 miles

Warm Up - Group 1 17/04/2016 11:00

Practice (15:00 Time) started at 10:50:40

Pos	No.	Name	Make/Model	Class Code	Laps	Best Tm	Diff	Best Speed	2nd Best
1	13	Lewis SKENE	Renault Megane RS	SLS-E	7	1:02.609		72.846	1:03.169
2	26	Kevin KENSETT	Peugeot 106	SLS-E	12	1:02.975	0.366	72.423	1:03.381
3	116	Craig DILLON	Ford Escort MK2	SLS-E	6	1:03.080	0.471	72.302	1:03.371
4	81	Ian PITMAN	Subaru Impreza	SLS-F	12	1:03.197	0.588	72.169	1:04.081
5	41	Neil METHVEN	Renault Clio 182	SLS-F	9	1:03.332	0.723	72.015	1:03.831
6	54	Steven McNAB	Renault Clio	SLS-F	6	1:03.358	0.749	71.985	1:03.750
7	27	Paul WILSON	Renault Clio Cup	SLS-F	11	1:03.659	1.050	71.645	1:04.460
8	48	Robert JOBSON	Audi A3 3.2	SLS-F	5	1:03.698	1.089	71.601	1:05.229
9	22	Jordan IRVINE	Renault Clio 182	SLS-F	8	1:03.759	1.150	71.532	1:03.803
10	16	Martin KELMAN	Renault Clio 172 Cup	SLS-E	12	1:03.811	1.202	71.474	1:04.236
11	21	Scott ROBSON	Lotus Elise	SLS-F	12	1:04.234	1.625	71.004	1:04.517
12	38	Chris HISLOP	Renault Clio 197	SLS-F	13	1:05.279	2.670	69.867	1:06.410
13	23	Andrew COWIE	Subaru Impreza	SLS-F	6	1:06.284	3.675	68.808	1:06.377
14	67	Marshall WISHART	Mazda RX8	SLS-F	10	1:06.625	4.016	68.455	1:07.223
15	87	Andy TAYLOR	Volkswagon Golf Cup	SLS-E	13	1:06.863	4.254	68.212	1:07.669
16	132	Suzanne BUIST	Mini Cooper S	SLS-F	8	1:09.450	6.841	65.671	1:10.555
17	93	Allister PHILLIPS	Honda Prelude Si VTEC	SLS-F	10	1:09.664	7.055	65.469	1:11.143
18	59	Simon McWILLIAM	Renault Clio 172 Cup	SLS-F	3	1:13.170	10.561	62.332	1:20.128
19	53	Jamie GOUDIE	Mazda MX5	SLS-F	12	1:13.568	10.959	61.995	1:15.585
20	18	Craig McDOWALL	Renault Clio 172	SLS-F	5	1:18.650	16.041	57.989	1:19.479



Super Lap Scotland - Round 1

Sorted on best lap time

Super Lap Scotland Knockhill 1.267 miles

Warm Up - Group 2 17/04/2016 11:20

Practice (15:00 Time) started at 11:09:45

Pos	No.	Name	Make/Model	Class Code	Laps	Best Tm	Diff	Best Speed	2nd Best
1	35	Stephen HENDERSON	Sylva Riot	SLS-D	10	57.948		78.706	58.743
2	131	Keith COWIE	Seat Leon Supercopa	SLS-D	11	58.621	0.673	77.802	59.030
3	100	Paul TOUGH	BMW M3	SLS-D	9	58.626	0.678	77.796	58.666
4	78	David RYBOWSKI	Subaru Impreza WRX	SLS-D	12	59.124	1.176	77.140	59.387
5	28	David GREENAN	Mitsubishi Evo	SLS-D	12	59.635	1.687	76.479	59.987
6	15	Matt COLLINS	Porsche Cayman Cup	SLS-E	11	1:00.359	2.411	75.562	1:00.406
7	66	Marten BONNER	Fiat Abarth 500	SLS-D	13	1:00.768	2.820	75.053	1:01.262
8	103	Stuart ROBERTSON	Renault Clio	SLS-D	11	1:00.977	3.029	74.796	1:01.368
9	25	Alastair MOWAT	BMW E46 M3	SLS-E	13	1:01.099	3.151	74.647	1:01.120
10	83	Fraser JAMIESON	Renault Clio 172 Ph1	SLS-E	11	1:01.764	3.816	73.843	1:01.792
11	33	Paul MARTIN	Mitsubishi Evo 8 MR	SLS-D	12	1:02.043	4.095	73.511	1:03.012
12	3	Fred WALTON	Subaru Prodrive Impreza	SLS-C	12	1:02.564	4.616	72.899	1:03.621
13	69	Adrian MILNE	Mitsubishi Evo VIII GSR	SLS-D	9	1:02.789	4.841	72.638	1:03.741
14	17	Kevin HENDERSON	Honda Civic Type R	SLS-E	12	1:04.970	7.022	70.199	1:06.853
15	5	Paul TOMLINSON	Subaru Impreza	SLS-D	4	1:05.729	7.781	69.389	1:08.783
16	88	Viney CHAN	BMW E90 M3	SLS-D	3	1:08.805	10.857	66.286	1:14.474
17	12	James McELENY	Subaru Impreza	SLS-E	2	1:28.137	30.189	51.747	

Announcements

Car No's 5, 42 & 43 - No working transponders.

Clerk of the Course :

Sig : Time :
Chief Timekeeper : Ian Sharp (SMART Timing)

Results available at www.mylaps.com and www.smart-timing.co.uk





Super Lap Scotland - Round 1

Super Lap Scotland Knockhill 1.267 miles

Warm Up - Group 2 17/04/2016 11:20

Practice (15:00 Time) started at 11:09:45

Lap	Time of Day	Lap Tm	S1	S2	S3	S3Spd	SFSpd	Lap	Time of Day	Lap Tm	S1	S2	S3	S3Spd	SFSpd
-----	-------------	--------	----	----	----	-------	-------	-----	-------------	--------	----	----	----	-------	-------

(3) Fred WALTON

1	11:11:36.320			38.294	23.229	58.102	98.254								
2	11:12:41.627	1:05.307	21.291	25.269	18.747	97.257	91.055								
3	11:13:46.585	1:04.958	21.204	25.425	18.329	92.308	96.419								
4	11:14:49.149	1:02.564	20.133	24.064	18.367	104.856	98.111								
5	11:15:55.721	1:06.572	23.980	24.620	17.972	102.768	99.125								
6	11:22:48.339	5:16.187		26.722	19.256	85.487	86.702								
7	11:24:02.137	1:13.798	22.577	32.974	18.247	91.303	94.785								
8	11:25:14.739	1:12.602	20.699	25.932	25.971	89.957	36.002								
9	11:27:11.040	1:56.301	1:13.212	24.286	18.803	88.068	92.181								
10	11:28:17.872	1:06.832	20.700	25.451	20.681	97.824	74.981								
11	11:29:24.960	1:07.088	23.675	25.179	18.234	90.686	97.257								
12	11:30:28.581	1:03.621	20.233	25.146	18.242	101.371	78.123								

(69) Adrian MILNE

1	11:11:06.611			29.129	20.658	70.270	97.257								
2	11:12:11.216	1:04.605	21.346	24.644	18.615	101.218	94.651								
3	11:13:14.957	1:03.741	21.006	24.483	18.252	97.257	95.731								
4	11:14:35.738	1:20.781	26.086	29.670	25.025	81.244	69.831								
5	11:15:48.859	1:13.121	25.958	27.310	19.853	94.651	87.153								
6	11:22:29.749	5:02.437		25.694	18.912	91.802	83.467								
7	11:23:35.565	1:05.816	21.726	24.740	19.350	100.011	96.005								
8	11:24:38.354	1:02.789	20.422	24.603	17.764	100.762	95.053								
9	11:25:59.256	1:20.902	24.091	30.644	26.167	69.398	27.049								

(17) Kevin HENDERSON

1	11:11:35.480			39.096	24.892	63.549	61.965								
2	11:13:04.083	1:28.603	28.907	36.741	22.955	55.187	82.543								
3	11:14:26.779	1:22.696	28.824	29.897	23.975	68.477	83.467								
4	11:15:39.902	1:13.123	24.912	26.467	21.744	74.564	85.487								
5	11:22:27.818	5:10.302		26.540	21.184	78.214	85.487								
6	11:23:35.200	1:07.382		24.901	19.666	96.281	85.379								
7	11:24:45.118	1:09.918	23.190	26.497	20.231	95.595	82.240								
8	11:25:57.000	1:11.882	26.051	25.700	20.131	95.868	82.341								
9	11:27:03.853	1:06.853	21.748	24.967	20.138	86.035	85.487								
10	11:28:13.111	1:09.258	23.084	26.466	19.708	95.323	86.479								
11	11:29:18.081	1:04.970	21.314	24.565	19.091	96.558	84.518								
12	11:30:42.399	1:24.318	25.226	31.819	27.273	60.457	30.026								

(5) Paul TOMLINSON

1	11:24:26.203														
2	11:25:31.932	1:05.729													
3	11:27:39.689	2:07.757													
4	11:28:48.472	1:08.783													

(88) Viney CHAN

1	11:11:40.958			36.776	22.568	61.623	98.833								
2	11:12:49.763	1:08.805	24.092	26.483	18.230	109.832	88.884								
3	11:14:04.237	1:14.474	22.942	26.500	25.032	83.571	28.220								

(12) James McELENY

1	11:11:48.948			34.810	25.318	75.402	79.985								
2	11:13:17.085	1:28.137	22.116	35.492	30.529	57.259	26.296								

Clerk of the Course :

Sig : Time :
 Chief Timekeeper : Ian Sharp (SMART Timing)
 Results available at www.mylaps.com and www.smart-timing.co.uk





Super Lap Scotland - Round 1

Sorted on best lap time

Super Lap Scotland Knockhill 1.267 miles

Warm Up - Group 3 17/04/2016 11:40

Practice (15:00 Time) started at 11:34:31

Pos	No.	Name	Make/Model	Class Code	Laps	Best Tm	Diff	Best Speed	2nd Best
1	62	Paul RANKIN	Subaru Impreza RB320	SLS-P	8	54.135		84.249	1:01.570
2	56	Adam KINDNESS	Subaru Impreza STi Type R	SLS-B	3	55.066	0.931	82.825	1:33.919
3	34	Blair McCONACHIE	Caterham Superlight R	SLS-C	15	55.627	1.492	81.990	56.613
4	55	Fiona KINDNESS	Subaru Impreza 22B	SLS-B	9	55.782	1.647	81.762	55.951
5	7	David LONG	Caterham R400	SLS-B	11	56.478	2.343	80.754	57.674
6	46	George RIGBY	Subaru Impreza Spec-C	SLS-C	11	56.956	2.821	80.077	57.126
7	29	Archie BAIN	Subaru Impreza Type RA	SLS-A	11	57.034	2.899	79.967	59.022
8	4	Mark DAWSON	Seat Leon Supercopa	SLS-C	13	57.750	3.615	78.976	57.811
9	14	Russ PATON	Mitsubishi Evo 6	SLS-P	8	58.410	4.275	78.083	1:00.077
10	51	Colin DORWARD	Mitsubishi Evo 5	SLS-A	7	58.487	4.352	77.980	58.554
11	2	Steven DARLEY	Subaru Legacy GL	SLS-P	7	58.945	4.810	77.375	1:01.307
12	65	Sam ELASSAR	McLaren 650S	SLS-A	12	59.524	5.389	76.622	1:00.532
13	63	Martyn HENRY	Vauxhall Astra VXR	SLS-C	3	1:02.695	8.560	72.746	1:07.549
14	24	Kenny STEWART	Subaru Impreza STi RA	SLS-C	7	1:03.926	9.791	71.346	1:04.833
15	40	Scott WALKER	Subaru Impreza	SLS-C	11	1:06.518	12.383	68.566	1:06.625
16	79	Eric HOLMES	Mitsubishi Evo	SLS-P	2	1:12.648	18.513	62.780	



Super Lap Scotland - Round 1

Super Lap Scotland Knockhill 1.267 miles

Warm Up - Group 3 17/04/2016 11:40

Practice (15:00 Time) started at 11:34:31

Lap	Time of Day	Lap Tm	S1	S2	S3	S3Spd	SFSpd	Lap	Time of Day	Lap Tm	S1	S2	S3	S3Spd	SFSpd
3	11:40:27.216	2:48.877	1:54.858	28.804	25.215	77.941	69.326								
4	11:41:53.818	1:26.602	25.786	31.739	29.077	64.651	30.911								
5	11:48:16.811	6:22.993	5:36.587	26.582	19.824	105.515	90.809								
6	11:49:21.644	1:04.833	21.178	24.189	19.466	102.768	88.299								
7	11:50:25.570	1:03.926	21.143	24.022	18.761	105.020	88.183								

(40) Scott WALKER

1	11:36:31.186			39.294	26.437	48.699	93.857
2	11:37:43.967	1:12.781	24.704	28.633	19.444	95.459	95.731
3	11:38:50.485	1:06.518	21.929	26.089	18.500	104.043	96.281
4	11:39:58.575	1:08.090	21.768	26.862	19.460	100.611	95.323
5	11:41:07.919	1:09.344	21.991	25.956	21.397	100.914	64.218
6	11:42:24.624	1:16.705	27.084	26.405	23.216	100.611	31.040
7	11:45:30.141	3:05.517	2:08.499	35.819	21.199	98.111	91.928
8	11:46:40.674	1:10.533	23.509	27.293	19.731	84.412	94.785
9	11:47:48.117	1:07.443	21.836	25.900	19.707	85.270	96.836
10	11:48:54.742	1:06.625	21.629	25.981	19.015	102.768	97.682
11	11:50:01.839	1:07.097	22.204	25.774	19.119	101.371	91.179

(79) Eric HOLMES

1	11:36:13.479			30.227	23.548		106.183
2	11:37:26.127	1:12.648			22.921		33.841



Super Lap Scotland - Round 1

Super Lap Scotland

Knockhill 1.267 miles

Warm Up

Pos	No.	Name	Make/Model	Class Code	Overall BestTm
1	62	Paul RANKIN	Subaru Impreza RB320	SLS-P	54.135
2	56	Adam KINDNESS	Subaru Impreza STi Type R	SLS-B	55.066
3	34	Blair McCONACHIE	Caterham Superlight R	SLS-C	55.627
4	55	Fiona KINDNESS	Subaru Impreza 22B	SLS-B	55.782
5	7	David LONG	Caterham R400	SLS-B	56.478
6	46	George RIGBY	Subaru Impreza Spec-C	SLS-C	56.956
7	29	Archie BAIN	Subaru Impreza Type RA	SLS-A	57.034
8	4	Mark DAWSON	Seat Leon Supercopa	SLS-C	57.750
9	35	Stephen HENDERSON	Sylva Riot	SLS-D	57.948
10	14	Russ PATON	Mitsubishi Evo 6	SLS-P	58.410
11	51	Colin DORWARD	Mitsubishi Evo 5	SLS-A	58.487
12	131	Keith COWIE	Seat Leon Supercopa	SLS-D	58.621
13	100	Paul TOUGH	BMW M3	SLS-D	58.626
14	2	Steven DARLEY	Subaru Legacy GL	SLS-P	58.945
15	78	David RYBOWSKI	Subaru Impreza WRX	SLS-D	59.124
16	65	Sam ELASSAR	McLaren 650S	SLS-A	59.524
17	28	David GREENAN	Mitsubishi Evo	SLS-D	59.635
18	15	Matt COLLINS	Porsche Cayman Cup	SLS-E	1:00.359
19	66	Marten BONNER	Fiat Abarth 500	SLS-D	1:00.768
20	103	Stuart ROBERTSON	Renault Clio	SLS-D	1:00.977
21	25	Alastair MOWAT	BMW E46 M3	SLS-E	1:01.099
22	83	Fraser JAMIESON	Renault Clio 172 Ph1	SLS-E	1:01.764
23	33	Paul MARTIN	Mitsubishi Evo 8 MR	SLS-D	1:02.043
24	3	Fred WALTON	Subaru Prodrive Impreza	SLS-C	1:02.564
25	13	Lewis SKENE	Renault Megane RS	SLS-E	1:02.609
26	63	Martyn HENRY	Vauxhall Astra VXR	SLS-C	1:02.695
27	69	Adrian MILNE	Mitsubishi Evo VIII GSR	SLS-D	1:02.789
28	26	Kevin KENSETT	Peugeot 106	SLS-E	1:02.975
29	116	Craig DILLON	Ford Escort MK2	SLS-E	1:03.080
30	81	Ian PITMAN	Subaru Impreza	SLS-F	1:03.197
31	41	Neil METHVEN	Renault Clio 182	SLS-F	1:03.332
32	54	Steven McNAB	Renault Clio	SLS-F	1:03.358
33	27	Paul WILSON	Renault Clio Cup	SLS-F	1:03.659
34	48	Robert JOBSON	Audi A3 3.2	SLS-F	1:03.698
35	22	Jordan IRVINE	Renault Clio 182	SLS-F	1:03.759
36	16	Martin KELMAN	Renault Clio 172 Cup	SLS-E	1:03.811
37	24	Kenny STEWART	Subaru Impreza STi RA	SLS-C	1:03.926
38	21	Scott ROBSON	Lotus Elise	SLS-F	1:04.234
39	17	Kevin HENDERSON	Honda Civic Type R	SLS-E	1:04.970
40	38	Chris HISLOP	Renault Clio 197	SLS-F	1:05.279
41	5	Paul TOMLINSON	Subaru Impreza	SLS-D	1:05.729
42	23	Andrew COWIE	Subaru Impreza	SLS-F	1:06.284
43	40	Scott WALKER	Subaru Impreza	SLS-C	1:06.518
44	67	Marshall WISHART	Mazda RX8	SLS-F	1:06.625
45	87	Andy TAYLOR	Volkswagon Golf Cup	SLS-E	1:06.863

Clerk of the Course :

Sig : Time :

Chief Timekeeper : Ian Sharp (SMART Timing)

 Results available at www.mylaps.com and www.smart-timing.co.uk

Printed: 18/04/2016 18:57:07

Orbits





Super Lap Scotland - Round 1

Super Lap Scotland Knockhill 1.267 miles

Warm Up

Pos	No.	Name	Make/Model	Class Code	Overall BestTm
46	88	Viney CHAN	BMW E90 M3	SLS-D	1:08.805
47	132	Suzanne BUIST	Mini Cooper S	SLS-F	1:09.450
48	93	Allister PHILLIPS	Honda Prelude Si VTEC	SLS-F	1:09.664
49	79	Eric HOLMES	Mitsubishi Evo	SLS-P	1:12.648
50	59	Simon McWILLIAM	Renault Clio 172 Cup	SLS-F	1:13.170
51	53	Jamie GOUDIE	Mazda MX5	SLS-F	1:13.568
52	18	Craig McDOWALL	Renault Clio 172	SLS-F	1:18.650
53	12	James McELENY	Subaru Impreza	SLS-E	1:28.137
54	43	Stuart BUCHAN	Renault Clio 172 Cup	SLS-E	3:10.717
55	187				
56	42	Alex MILNE	Audi TTRS Plus	SLS-D	

Clerk of the Course :

Sig : Time :

Chief Timekeeper : Ian Sharp (SMART Timing)

Results available at www.mylaps.com and www.smart-timing.co.uk



Super Lap Scotland - Round 1

Super Lap Scotland

Knockhill 1.267 miles

Warm Up

Pos	No.	Name	Make/Model	Class Code	Overall BestTm
-----	-----	------	------------	------------	----------------

1	187				
---	-----	--	--	--	--

Super Lap Scotland (A)

1	29	Archie BAIN	Subaru Impreza Type RA	SLS-A	57.034
2	51	Colin DORWARD	Mitsubishi Evo 5	SLS-A	58.487
3	65	Sam ELASSAR	McLaren 650S	SLS-A	59.524

Super Lap Scotland (B)

1	56	Adam KINDNESS	Subaru Impreza STi Type R	SLS-B	55.066
2	55	Fiona KINDNESS	Subaru Impreza 22B	SLS-B	55.782
3	7	David LONG	Caterham R400	SLS-B	56.478

Super Lap Scotland (C)

1	34	Blair McCONACHIE	Caterham Superlight R	SLS-C	55.627
2	46	George RIGBY	Subaru Impreza Spec-C	SLS-C	56.956
3	4	Mark DAWSON	Seat Leon Supercopa	SLS-C	57.750
4	3	Fred WALTON	Subaru Prodrive Impreza	SLS-C	1:02.564
5	63	Martyn HENRY	Vauxhall Astra VXR	SLS-C	1:02.695
6	24	Kenny STEWART	Subaru Impreza STi RA	SLS-C	1:03.926
7	40	Scott WALKER	Subaru Impreza	SLS-C	1:06.518

Super Lap Scotland (D)

1	35	Stephen HENDERSON	Sylva Riot	SLS-D	57.948
2	131	Keith COWIE	Seat Leon Supercopa	SLS-D	58.621
3	100	Paul TOUGH	BMW M3	SLS-D	58.626
4	78	David RYBOWSKI	Subaru Impreza WRX	SLS-D	59.124
5	28	David GREENAN	Mitsubishi Evo	SLS-D	59.635
6	66	Marten BONNER	Fiat Abarth 500	SLS-D	1:00.768
7	103	Stuart ROBERTSON	Renault Clio	SLS-D	1:00.977
8	33	Paul MARTIN	Mitsubishi Evo 8 MR	SLS-D	1:02.043
9	69	Adrian MILNE	Mitsubishi Evo VIII GSR	SLS-D	1:02.789
10	5	Paul TOMLINSON	Subaru Impreza	SLS-D	1:05.729
11	88	Viney CHAN	BMW E90 M3	SLS-D	1:08.805
12	42	Alex MILNE	Audi TTRS Plus	SLS-D	

Super Lap Scotland (E)

1	15	Matt COLLINS	Porsche Cayman Cup	SLS-E	1:00.359
2	25	Alastair MOWAT	BMW E46 M3	SLS-E	1:01.099
3	83	Fraser JAMIESON	Renault Clio 172 Ph1	SLS-E	1:01.764
4	13	Lewis SKENE	Renault Megane RS	SLS-E	1:02.609
5	26	Kevin KENSETT	Peugeot 106	SLS-E	1:02.975
6	116	Craig DILLON	Ford Escort MK2	SLS-E	1:03.080
7	16	Martin KELMAN	Renault Clio 172 Cup	SLS-E	1:03.811

Clerk of the Course :

Sig : Time :

Chief Timekeeper : Ian Sharp (SMART Timing)

 Results available at www.mylaps.com and www.smart-timing.co.uk

Printed: 18/04/2016 18:58:40

Orbits



Super Lap Scotland - Round 1

Super Lap Scotland Knockhill 1.267 miles

Warm Up 

Pos	No.	Name	Make/Model	Class Code	Overall BestTm
8	17	Kevin HENDERSON	Honda Civic Type R	SLS-E	1:04.970
9	87	Andy TAYLOR	Volkswagon Golf Cup	SLS-E	1:06.863
10	12	James McELENY	Subaru Impreza	SLS-E	1:28.137
11	43	Stuart BUCHAN	Renault Clio 172 Cup	SLS-E	3:10.717

Super Lap Scotland (F)

1	81	Ian PITMAN	Subaru Impreza	SLS-F	1:03.197
2	41	Neil METHVEN	Renault Clio 182	SLS-F	1:03.332
3	54	Steven McNAB	Renault Clio	SLS-F	1:03.358
4	27	Paul WILSON	Renault Clio Cup	SLS-F	1:03.659
5	48	Robert JOBSON	Audi A3 3.2	SLS-F	1:03.698
6	22	Jordan IRVINE	Renault Clio 182	SLS-F	1:03.759
7	21	Scott ROBSON	Lotus Elise	SLS-F	1:04.234
8	38	Chris HISLOP	Renault Clio 197	SLS-F	1:05.279
9	23	Andrew COWIE	Subaru Impreza	SLS-F	1:06.284
10	67	Marshall WISHART	Mazda RX8	SLS-F	1:06.625
11	132	Suzanne BUIST	Mini Cooper S	SLS-F	1:09.450
12	93	Allister PHILLIPS	Honda Prelude Si VTEC	SLS-F	1:09.664
13	59	Simon McWILLIAM	Renault Clio 172 Cup	SLS-F	1:13.170
14	53	Jamie GOUDIE	Mazda MX5	SLS-F	1:13.568
15	18	Craig McDOWALL	Renault Clio 172	SLS-F	1:18.650

Super Lap Scotland (Pro)

1	62	Paul RANKIN	Subaru Impreza RB320	SLS-P	54.135
2	14	Russ PATON	Mitsubishi Evo 6	SLS-P	58.410
3	2	Steven DARLEY	Subaru Legacy GL	SLS-P	58.945
4	79	Eric HOLMES	Mitsubishi Evo	SLS-P	1:12.648

Clerk of the Course :

Sig : Time :

Chief Timekeeper : Ian Sharp (SMART Timing)

Results available at www.mylaps.com and www.smart-timing.co.uk

Printed: 18/04/2016 18:58:40

Orbits





Super Lap Scotland - Round 1

Sorted on best lap time

Super Lap Scotland Knockhill 1.267 miles

Practice - Group 1 17/04/2016 13:15

Practice (15:00 Time) started at 13:10:43

Pos	No.	Name	Make/Model	Class Code	Laps	Best Tm	Diff	Best Speed	2nd Best
1	26	Kevin KENSETT	Peugeot 106	SLS-E	11	1:01.813		73.784	1:01.883
2	81	Ian PITMAN	Subaru Impreza	SLS-F	11	1:01.946	0.133	73.626	1:02.128
3	21	Scott ROBSON	Lotus Elise	SLS-F	11	1:02.098	0.285	73.446	1:02.415
4	54	Steven McNAB	Renault Clio	SLS-F	8	1:02.641	0.828	72.809	1:02.961
5	13	Lewis SKENE	Renault Megane RS	SLS-E	11	1:02.747	0.934	72.686	1:03.225
6	93	Allister PHILLIPS	Honda Prelude Si VTEC	SLS-F	12	1:02.862	1.049	72.553	1:03.467
7	48	Robert JOBSON	Audi A3 3.2	SLS-F	4	1:03.120	1.307	72.257	1:08.411
8	22	Jordan IRVINE	Renault Clio 182	SLS-F	8	1:03.146	1.333	72.227	1:04.183
9	27	Paul WILSON	Renault Clio Cup	SLS-F	12	1:03.333	1.520	72.014	1:03.445
10	16	Martin KELMAN	Renault Clio 172 Cup	SLS-E	12	1:03.397	1.584	71.941	1:03.449
11	41	Neil METHVEN	Renault Clio 182	SLS-F	8	1:03.482	1.669	71.845	1:03.681
12	38	Chris HISLOP	Renault Clio 197	SLS-F	13	1:04.394	2.581	70.827	1:04.411
13	67	Marshall WISHART	Mazda RX8	SLS-F	12	1:04.800	2.987	70.383	1:05.023
14	23	Andrew COWIE	Subaru Impreza	SLS-F	9	1:05.794	3.981	69.320	1:06.785
15	53	Jamie GOUDIE	Mazda MX5	SLS-F	11	1:07.729	5.916	67.340	1:08.144
16	59	Simon McWILLIAM	Renault Clio 172 Cup	SLS-F	8	1:08.587	6.774	66.497	1:10.513
17	18	Craig McDOWALL	Renault Clio 172	SLS-F	3	1:08.934	7.121	66.162	4:48.398
18	132	Suzanne BUIST	Mini Cooper S	SLS-F	9	1:10.491	8.678	64.701	1:10.769

Clerk of the Course :

Sig : Time :

Chief Timekeeper : Ian Sharp (SMART Timing)

Results available at www.mylaps.com and www.smart-timing.co.uk

Printed: 18/04/2016 19:03:55




Super Lap Scotland - Round 1
Sorted on best lap time

Super Lap Scotland

Knockhill 1.267 miles

Practice - Group 2

17/04/2016 13:35

Practice (15:00 Time) started at 13:31:06

Pos	No.	Name	Make/Model	Class Code	Laps	Best Tm	Diff	Best Speed	2nd Best
1	35	Stephen HENDERSON	Sylva Riot	SLS-D	12	57.644		79.121	57.961
2	100	Paul TOUGH	BMW M3	SLS-D	12	58.276	0.632	78.263	58.599
3	131	Keith COWIE	Seat Leon Supercopa	SLS-D	14	58.486	0.842	77.982	59.030
4	28	David GREENAN	Mitsubishi Evo	SLS-D	15	58.563	0.919	77.879	58.959
5	78	David RYBOWSKI	Subaru Impreza WRX	SLS-D	14	58.739	1.095	77.646	58.798
6	15	Matt COLLINS	Porsche Cayman Cup	SLS-E	13	59.809	2.165	76.257	59.910
7	25	Alistair MOWAT	BMW E46 M3	SLS-E	12	1:00.120	2.476	75.862	1:00.477
8	103	Stuart ROBERTSON	Renault Clio	SLS-D	10	1:00.376	2.732	75.541	1:00.842
9	3	Fred WALTON	Subaru Prodrive Impreza	SLS-C	11	1:00.411	2.767	75.497	1:00.937
10	5	Paul TOMLINSON	Subaru Impreza	SLS-D	10	1:00.683	3.039	75.158	1:00.807
11	69	Adrian MILNE	Mitsubishi Evo VIII GSR	SLS-D	11	1:00.854	3.210	74.947	1:01.012
12	66	Marten BONNER	Fiat Abarth 500	SLS-D	12	1:01.236	3.592	74.480	1:01.266
13	83	Fraser JAMIESON	Renault Clio 172 Ph1	SLS-E	9	1:01.345	3.701	74.347	1:01.386
14	116	Craig DILLON	Ford Escort MK2	SLS-E	7	1:02.691	5.047	72.751	1:03.289
15	43	Stuart BUCHAN	Renault Clio 172 Cup	SLS-E	12	1:03.354	5.710	71.990	1:03.580
16	17	Kevin HENDERSON	Honda Civic Type R	SLS-E	12	1:03.460	5.816	71.870	1:03.678
17	33	Paul MARTIN	Mitsubishi Evo 8 MR	SLS-D	5	1:06.009	8.365	69.094	1:09.985
18	42	Alex MILNE	Audi TTRS Plus	SLS-D	7	1:09.506	11.862	65.618	1:10.786

Clerk of the Course :

Sig : Time :

Chief Timekeeper : Ian Sharp (SMART Timing)

 Results available at www.mylaps.com and www.smart-timing.co.uk

Printed: 18/04/2016 19:04:48

Orbits



Super Lap Scotland - Round 1

Sorted on best lap time

Super Lap Scotland	Knockhill 1.267 miles	
Practice - Group 3	17/04/2016 13:55	
Practice (15:00 Time) started at 13:49:44		

Pos	No.	Name	Make/Model	Class Code	Laps	Best Tm	Diff	Best Speed	2nd Best
1	62	Paul RANKIN	Subaru Impreza RB320	SLS-P	5	54.167		84.200	1:16.126
2	56	Adam KINDNESS	Subaru Impreza STi Type R	SLS-B	12	54.798	0.631	83.230	55.613
3	51	Colin DORWARD	Mitsubishi Evo 5	SLS-A	7	55.471	1.304	82.220	55.522
4	34	Blair McCONACHIE	Caterham Superlight R	SLS-C	15	55.803	1.636	81.731	56.253
5	7	David LONG	Caterham R400	SLS-B	14	55.925	1.758	81.553	56.399
6	46	George RIGBY	Subaru Impreza Spec-C	SLS-C	14	56.828	2.661	80.257	57.021
7	55	Fiona KINDNESS	Subaru Impreza 22B	SLS-B	13	56.889	2.722	80.171	56.902
8	29	Archie BAIN	Subaru Impreza Type RA	SLS-A	10	57.564	3.397	79.231	59.087
9	4	Mark DAWSON	Seat Leon Supercopa	SLS-C	13	57.716	3.549	79.022	58.133
10	14	Russ PATON	Mitsubishi Evo 6	SLS-P	10	57.895	3.728	78.778	58.234
11	65	Sam ELASSAR	McLaren 650S	SLS-A	15	58.359	4.192	78.151	58.859
12	24	Kenny STEWART	Subaru Impreza STi RA	SLS-C	11	1:03.211	9.044	72.153	1:03.272
13	40	Scott WALKER	Subaru Impreza	SLS-C	13	1:04.220	10.053	71.019	1:04.652
14	63	Martyn HENRY	Vauxhall Astra VXR	SLS-C	4	1:05.470	11.303	69.663	1:06.034
15	2	Steven DARLEY	Subaru Legacy GL	SLS-P	2	1:16.988	22.821	59.241	

Clerk of the Course :

Sig : Time :

Chief Timekeeper : Ian Sharp (SMART Timing)

 Results available at www.mylaps.com and www.smart-timing.co.uk

Printed: 18/04/2016 19:05:46

Orbits



Super Lap Scotland - Round 1

Super Lap Scotland Knockhill 1.267 miles
Practice - Group 3 17/04/2016 13:55
Practice (15:00 Time) started at 13:49:44

Lap	Time of Day	Lap Tm	S1	S2	S3	S3Spd	SFSpd	Lap	Time of Day	Lap Tm	S1	S2	S3	S3Spd	SFSpd
14	14:04:21.130	59.055	19.216	23.112	16.727	110.922	114.129								
15	14:05:51.774	1:30.644	21.761	39.725	29.158	59.918	25.134								

(24) Kenny STEWART

1	13:51:30.211			34.257	24.340	66.641	87.837
2	13:52:41.325	1:11.114	21.289	27.357	22.468	73.502	96.005
3	13:53:45.992	1:04.667	22.071	23.661	18.935	108.588	95.731
4	13:54:49.264	1:03.272	20.986	23.702	18.584	108.588	95.323
5	13:55:53.036	1:03.772	20.690	23.709	19.373	107.372	92.947
6	13:57:05.682	1:12.646	22.975	29.043	20.628	66.116	93.726
7	13:58:08.893	1:03.211	20.588	23.916	18.707	107.030	86.814
8	13:59:35.312	1:26.419	24.939	31.207	30.273	59.335	32.403
9	14:01:50.908	2:15.596	1:30.732	24.962	19.902	103.721	91.179
10	14:02:58.198	1:07.290	22.396	24.809	20.085	102.142	90.932
11	14:04:13.405	1:15.207	23.266	27.400	24.541	102.142	33.437

(40) Scott WALKER

1	13:51:30.737			33.745	23.551	62.022	90.564
2	13:52:44.023	1:13.286	23.034	29.650	20.602	89.002	95.595
3	13:53:49.691	1:05.668	21.668	24.821	19.179	104.856	94.785
4	13:54:54.787	1:05.096	21.314	25.124	18.658	103.242	95.595
5	13:55:59.566	1:04.779	21.028	24.645	19.106	97.967	95.595
6	13:57:04.218	1:04.652	21.099	24.943	18.610	95.323	92.435
7	13:58:19.241	1:15.023	21.147	25.977	27.899	58.918	91.055
8	13:59:27.199	1:07.958	21.389	25.664	20.905	86.257	90.077
9	14:00:39.779	1:12.580	25.303	26.473	20.804	94.785	91.179
10	14:01:45.143	1:05.364			18.874	101.678	92.435
11	14:02:51.281	1:06.138		25.131	19.459	95.053	93.857
12	14:03:56.569	1:05.288	20.799	25.513	18.976	102.142	92.818
13	14:05:00.789	1:04.220	20.734	24.856	18.630	104.692	92.818

(63) Martyn HENRY

1	13:51:08.975				23.959	60.294	
2	13:52:15.009	1:06.034			18.825		99.272
3	13:53:20.479	1:05.470			19.082		97.824
4	13:54:29.795	1:09.316			24.214		29.215

(2) Steven DARLEY

1	13:51:16.964				24.919		
2	13:52:33.952	1:16.988			28.841		28.055

Clerk of the Course :

Sig : Time :
 Chief Timekeeper : Ian Sharp (SMART Timing)
 Results available at www.mylaps.com and www.smart-timing.co.uk
 Printed: 18/04/2016 18:22:40



Super Lap Scotland - Round 1

Super Lap Scotland

Knockhill 1.267 miles

Practice

Pos	No.	Name	Make/Model	Class Code	Overall BestTm
1	62	Paul RANKIN	Subaru Impreza RB320	SLS-P	54.167
2	56	Adam KINDNESS	Subaru Impreza STi Type R	SLS-B	54.798
3	51	Colin DORWARD	Mitsubishi Evo 5	SLS-A	55.471
4	34	Blair McCONACHIE	Caterham Superlight R	SLS-C	55.803
5	7	David LONG	Caterham R400	SLS-B	55.925
6	46	George RIGBY	Subaru Impreza Spec-C	SLS-C	56.828
7	55	Fiona KINDNESS	Subaru Impreza 22B	SLS-B	56.889
8	29	Archie BAIN	Subaru Impreza Type RA	SLS-A	57.564
9	35	Stephen HENDERSON	Sylva Riot	SLS-D	57.644
10	4	Mark DAWSON	Seat Leon Supercopa	SLS-C	57.716
11	14	Russ PATON	Mitsubishi Evo 6	SLS-P	57.895
12	100	Paul TOUGH	BMW M3	SLS-D	58.276
13	65	Sam ELASSAR	McLaren 650S	SLS-A	58.359
14	131	Keith COWIE	Seat Leon Supercopa	SLS-D	58.486
15	28	David GREENAN	Mitsubishi Evo	SLS-D	58.563
16	78	David RYBOWSKI	Subaru Impreza WRX	SLS-D	58.739
17	15	Matt COLLINS	Porsche Cayman Cup	SLS-E	59.809
18	25	Alistair MOWAT	BMW E46 M3	SLS-E	1:00.120
19	103	Stuart ROBERTSON	Renault Clio	SLS-D	1:00.376
20	3	Fred WALTON	Subaru Prodrive Impreza	SLS-C	1:00.411
21	5	Paul TOMLINSON	Subaru Impreza	SLS-D	1:00.683
22	69	Adrian MILNE	Mitsubishi Evo VIII GSR	SLS-D	1:00.854
23	66	Marten BONNER	Fiat Abarth 500	SLS-D	1:01.236
24	83	Fraser JAMIESON	Renault Clio 172 Ph1	SLS-E	1:01.345
25	26	Kevin KENSETT	Peugeot 106	SLS-E	1:01.813
26	81	Ian PITMAN	Subaru Impreza	SLS-F	1:01.946
27	21	Scott ROBSON	Lotus Elise	SLS-F	1:02.098
28	54	Steven McNAB	Renault Clio	SLS-F	1:02.641
29	116	Craig DILLON	Ford Escort MK2	SLS-E	1:02.691
30	13	Lewis SKENE	Renault Megane RS	SLS-E	1:02.747
31	93	Allister PHILLIPS	Honda Prelude Si VTEC	SLS-F	1:02.862
32	48	Robert JOBSON	Audi A3 3.2	SLS-F	1:03.120
33	22	Jordan IRVINE	Renault Clio 182	SLS-F	1:03.146
34	24	Kenny STEWART	Subaru Impreza STi RA	SLS-C	1:03.211
35	27	Paul WILSON	Renault Clio Cup	SLS-F	1:03.333
36	43	Stuart BUCHAN	Renault Clio 172 Cup	SLS-E	1:03.354
37	16	Martin KELMAN	Renault Clio 172 Cup	SLS-E	1:03.397
38	17	Kevin HENDERSON	Honda Civic Type R	SLS-E	1:03.460
39	41	Neil METHVEN	Renault Clio 182	SLS-F	1:03.482
40	40	Scott WALKER	Subaru Impreza	SLS-C	1:04.220
41	38	Chris HISLOP	Renault Clio 197	SLS-F	1:04.394
42	67	Marshall WISHART	Mazda RX8	SLS-F	1:04.800
43	63	Martyn HENRY	Vauxhall Astra VXR	SLS-C	1:05.470
44	23	Andrew COWIE	Subaru Impreza	SLS-F	1:05.794
45	33	Paul MARTIN	Mitsubishi Evo 8 MR	SLS-D	1:06.009

Clerk of the Course :

Sig : Time :

Chief Timekeeper : Ian Sharp (SMART Timing)

 Results available at www.mylaps.com and www.smart-timing.co.uk

Printed: 18/04/2016 18:50:47

Orbits





Super Lap Scotland - Round 1

Super Lap Scotland Knockhill 1.267 miles

Practice

Pos	No.	Name	Make/Model	Class Code	Overall BestTm
46	53	Jamie GOUDIE	Mazda MX5	SLS-F	1:07.729
47	59	Simon McWILLIAM	Renault Clio 172 Cup	SLS-F	1:08.587
48	18	Craig McDOWALL	Renault Clio 172	SLS-F	1:08.934
49	42	Alex MILNE	Audi TTRS Plus	SLS-D	1:09.506
50	132	Suzanne BUIST	Mini Cooper S	SLS-F	1:10.491
51	2	Steven DARLEY	Subaru Legacy GL	SLS-P	1:16.988

Clerk of the Course :

Sig : Time :

Chief Timekeeper : Ian Sharp (SMART Timing)

Results available at www.mylaps.com and www.smart-timing.co.uk



Super Lap Scotland - Round 1

Super Lap Scotland

Knockhill 1.267 miles

Practice

Pos	No.	Name	Make/Model	Class Code	Overall BestTm
-----	-----	------	------------	------------	----------------

Super Lap Scotland (A)

1	51	Colin DORWARD	Mitsubishi Evo 5	SLS-A	55.471
2	29	Archie BAIN	Subaru Impreza Type RA	SLS-A	57.564
3	65	Sam ELASSAR	McLaren 650S	SLS-A	58.359

Super Lap Scotland (B)

1	56	Adam KINDNESS	Subaru Impreza STi Type R	SLS-B	54.798
2	7	David LONG	Caterham R400	SLS-B	55.925
3	55	Fiona KINDNESS	Subaru Impreza 22B	SLS-B	56.889

Super Lap Scotland (C)

1	34	Blair McCONACHIE	Caterham Superlight R	SLS-C	55.803
2	46	George RIGBY	Subaru Impreza Spec-C	SLS-C	56.828
3	4	Mark DAWSON	Seat Leon Supercopa	SLS-C	57.716
4	3	Fred WALTON	Subaru Prodrive Impreza	SLS-C	1:00.411
5	24	Kenny STEWART	Subaru Impreza STi RA	SLS-C	1:03.211
6	40	Scott WALKER	Subaru Impreza	SLS-C	1:04.220
7	63	Martyn HENRY	Vauxhall Astra VXR	SLS-C	1:05.470

Super Lap Scotland (D)

1	35	Stephen HENDERSON	Sylva Riot	SLS-D	57.644
2	100	Paul TOUGH	BMW M3	SLS-D	58.276
3	131	Keith COWIE	Seat Leon Supercopa	SLS-D	58.486
4	28	David GREENAN	Mitsubishi Evo	SLS-D	58.563
5	78	David RYBOWSKI	Subaru Impreza WRX	SLS-D	58.739
6	103	Stuart ROBERTSON	Renault Clio	SLS-D	1:00.376
7	5	Paul TOMLINSON	Subaru Impreza	SLS-D	1:00.683
8	69	Adrian MILNE	Mitsubishi Evo VIII GSR	SLS-D	1:00.854
9	66	Marten BONNER	Fiat Abarth 500	SLS-D	1:01.236
10	33	Paul MARTIN	Mitsubishi Evo 8 MR	SLS-D	1:06.009
11	42	Alex MILNE	Audi TTRS Plus	SLS-D	1:09.506

Super Lap Scotland (E)

1	15	Matt COLLINS	Porsche Cayman Cup	SLS-E	59.809
2	25	Alistair MOWAT	BMW E46 M3	SLS-E	1:00.120
3	83	Fraser JAMIESON	Renault Clio 172 Ph1	SLS-E	1:01.345
4	26	Kevin KENSETT	Peugeot 106	SLS-E	1:01.813
5	116	Craig DILLON	Ford Escort MK2	SLS-E	1:02.691
6	13	Lewis SKENE	Renault Megane RS	SLS-E	1:02.747
7	43	Stuart BUCHAN	Renault Clio 172 Cup	SLS-E	1:03.354
8	16	Martin KELMAN	Renault Clio 172 Cup	SLS-E	1:03.397
9	17	Kevin HENDERSON	Honda Civic Type R	SLS-E	1:03.460

Super Lap Scotland (F)

Clerk of the Course :

Sig : Time :

Chief Timekeeper : Ian Sharp (SMART Timing)

 Results available at www.mylaps.com and www.smart-timing.co.uk

Printed: 18/04/2016 18:52:04

Orbits



Super Lap Scotland - Round 1

Super Lap Scotland Knockhill 1.267 miles

Practice 

Pos	No.	Name	Make/Model	Class Code	Overall BestTm
1	81	Ian PITMAN	Subaru Impreza	SLS-F	1:01.946
2	21	Scott ROBSON	Lotus Elise	SLS-F	1:02.098
3	54	Steven McNAB	Renault Clio	SLS-F	1:02.641
4	93	Allister PHILLIPS	Honda Prelude Si VTEC	SLS-F	1:02.862
5	48	Robert JOBSON	Audi A3 3.2	SLS-F	1:03.120
6	22	Jordan IRVINE	Renault Clio 182	SLS-F	1:03.146
7	27	Paul WILSON	Renault Clio Cup	SLS-F	1:03.333
8	41	Neil METHVEN	Renault Clio 182	SLS-F	1:03.482
9	38	Chris HISLOP	Renault Clio 197	SLS-F	1:04.394
10	67	Marshall WISHART	Mazda RX8	SLS-F	1:04.800
11	23	Andrew COWIE	Subaru Impreza	SLS-F	1:05.794
12	53	Jamie GOUDIE	Mazda MX5	SLS-F	1:07.729
13	59	Simon McWILLIAM	Renault Clio 172 Cup	SLS-F	1:08.587
14	18	Craig McDOWALL	Renault Clio 172	SLS-F	1:08.934
15	132	Suzanne BUIST	Mini Cooper S	SLS-F	1:10.491

Super Lap Scotland (Pro)

1	62	Paul RANKIN	Subaru Impreza RB320	SLS-P	54.167
2	14	Russ PATON	Mitsubishi Evo 6	SLS-P	57.895
3	2	Steven DARLEY	Subaru Legacy GL	SLS-P	1:16.988

Clerk of the Course :

Sig : Time :

Chief Timekeeper : Ian Sharp (SMART Timing)

Results available at www.mylaps.com and www.smart-timing.co.uk

Printed: 18/04/2016 18:52:04

Orbits





Super Lap Scotland - Round 1

Sorted on best lap time

Super Lap Scotland Knockhill 1.267 miles

Qualifying - Group 1 17/04/2016 14:30

Practice (15:00 Time) started at 14:22:55

Pos	No.	Name	Make/Model	Class Code	Laps	Best Tm	Diff	Best Speed	2nd Best
1	81	Ian PITMAN	Subaru Impreza	SLS-F	9	1:01.314		74.385	1:01.752
2	26	Kevin KENSETT	Peugeot 106	SLS-E	13	1:01.571	0.257	74.074	1:01.665
3	48	Robert JOBSON	Audi A3 3.2	SLS-F	12	1:02.162	0.848	73.370	1:02.440
4	54	Steven McNAB	Renault Clio	SLS-F	11	1:02.186	0.872	73.342	1:02.752
5	13	Lewis SKENE	Renault Megane RS	SLS-E	12	1:02.276	0.962	73.236	1:02.500
6	21	Scott ROBSON	Lotus Elise	SLS-F	7	1:02.682	1.368	72.762	1:03.002
7	27	Paul WILSON	Renault Clio Cup	SLS-F	13	1:02.739	1.425	72.695	1:02.920
8	16	Martin KELMAN	Renault Clio 172 Cup	SLS-E	13	1:02.917	1.603	72.490	1:02.943
9	22	Jordan IRVINE	Renault Clio 182	SLS-F	12	1:03.067	1.753	72.317	1:03.096
10	93	Allister PHILLIPS	Honda Prelude Si VTEC	SLS-F	12	1:03.237	1.923	72.123	1:03.315
11	41	Neil METHVEN	Renault Clio 182	SLS-F	7	1:03.371	2.057	71.970	1:03.473
12	67	Marshall WISHART	Mazda RX8	SLS-F	6	1:03.519	2.205	71.803	1:05.886
13	38	Chris HISLOP	Renault Clio 197	SLS-F	13	1:04.437	3.123	70.780	1:04.457
14	23	Andrew COWIE	Subaru Impreza	SLS-F	13	1:04.661	3.347	70.535	1:04.930
15	59	Simon McWILLIAM	Renault Clio 172 Cup	SLS-F	7	1:06.504	5.190	68.580	1:07.875
16	53	Jamie GOUDIE	Mazda MX5	SLS-F	13	1:07.288	5.974	67.781	1:07.364
17	132	Suzanne BUIST	Mini Cooper S	SLS-F	12	1:11.340	10.026	63.931	1:11.356



Super Lap Scotland - Round 1

Sorted on best lap time

Super Lap Scotland Knockhill 1.267 miles

Qualifying - Group 2 17/04/2016 14:50

Practice (15:00 Time) started at 14:43:25

Pos	No.	Name	Make/Model	Class Code	Laps	Best Tm	Diff	Best Speed	2nd Best
1	78	David RYBOWSKI	Subaru Impreza WRX	SLS-D	14	58.041		78.580	58.439
2	3	Fred WALTON	Subaru Prodrive Impreza	SLS-C	7	58.738	0.697	77.647	59.413
3	15	Matt COLLINS	Porsche Cayman Cup	SLS-E	14	59.337	1.296	76.863	59.770
4	25	Alistair MOWAT	BMW E46 M3	SLS-E	8	1:00.404	2.363	75.506	1:00.431
5	83	Fraser JAMIESON	Renault Clio 172 Ph1	SLS-E	11	1:01.207	3.166	74.515	1:01.542
6	116	Craig DILLON	Ford Escort MK2	SLS-E	10	1:02.050	4.009	73.503	1:02.294
7	43	Stuart BUCHAN	Renault Clio 172 Cup	SLS-E	12	1:02.645	4.604	72.805	1:02.885
8	17	Kevin HENDERSON	Honda Civic Type R	SLS-E	14	1:02.696	4.655	72.745	1:02.851
9	42	Alex MILNE	Audi TTRS Plus	SLS-D	7	1:06.401	8.360	68.686	1:07.876
10	5	Paul TOMLINSON	Subaru Impreza	SLS-D				-	

Super Lap Scotland - Round 1

Sorted on best lap time

Super Lap Scotland Knockhill 1.267 miles
Qualifying - Group 3 17/04/2016 15:10
Practice (15:00 Time) started at 15:02:05

Pos	No.	Name	Make/Model	Class Code	Laps	Best Tm	Diff	Best Speed	2nd Best
1	34	Blair McCONACHIE	Caterham Superlight R	SLS-C	15	55.508		82.165	55.528
2	46	George RIGBY	Subaru Impreza Spec-C	SLS-C	13	56.188	0.680	81.171	56.529
3	4	Mark DAWSON	Seat Leon Supercopa	SLS-C	14	56.938	1.430	80.102	56.961
4	35	Stephen HENDERSON	Sylva Riot	SLS-D	14	57.607	2.099	79.172	57.618
5	100	Paul TOUGH	BMW M3	SLS-D	15	58.131	2.623	78.458	58.247
6	28	David GREENAN	Mitsubishi Evo	SLS-D	14	58.539	3.031	77.911	58.802
7	88	Viney CHAN	BMW E90 M3	SLS-D	12	58.611	3.103	77.815	58.709
8	131	Keith COWIE	Seat Leon Supercopa	SLS-D	14	59.205	3.697	77.035	59.332
9	103	Stuart ROBERTSON	Renault Clio	SLS-D	13	1:00.048	4.540	75.953	1:00.107
10	66	Marten BONNER	Fiat Abarth 500	SLS-D	15	1:00.415	4.907	75.492	1:00.478
11	24	Kenny STEWART	Subaru Impreza STi RA	SLS-C	9	1:00.935	5.427	74.848	1:01.149
12	69	Adrian MILNE	Mitsubishi Evo VIII GSR	SLS-D	10	1:01.147	5.639	74.588	1:01.830
13	40	Scott WALKER	Subaru Impreza	SLS-C	10	1:02.913	7.405	72.494	1:02.952

Clerk of the Course :

Sig : Time :

Chief Timekeeper : Ian Sharp (SMART Timing)

Results available at www.mylaps.com and www.smart-timing.co.uk

Printed: 18/04/2016 19:08:44





Super Lap Scotland - Round 1

Super Lap Scotland Knockhill 1.267 miles

Qualifying - Group 3 17/04/2016 15:10

Practice (15:00 Time) started at 15:02:05

Lap	Time of Day	Lap Tm	S1	S2	S3	S3Spd	SFSpd	Lap	Time of Day	Lap Tm	S1	S2	S3	S3Spd	SFSpd
5	15:07:32.578	1:03.472	20.501	23.086	19.885	100.460	83.989								
6	15:08:39.435	1:06.857	21.498	25.430	19.929	81.441	92.690								
7	15:09:40.222	1:00.787	19.830	22.884	18.073	100.762	95.053								
8	15:10:40.822	1:00.600	19.769	22.820	18.011	99.566	94.785								
9	15:11:41.426	1:00.604	19.977	22.762	17.865	100.310	93.726								
10	15:12:41.904	1:00.478	19.742	22.814	17.922	100.161	93.857								
11	15:13:42.970	1:01.066	19.823	23.054	18.189	99.863	91.427								
12	15:14:44.376	1:01.406	19.935	23.155	18.316	97.117	92.435								
13	15:15:44.791	1:00.415	19.845	22.693	17.877	99.863	93.726								
14	15:16:46.042	1:01.251	19.605	22.947	18.699	99.125	89.477								
15	15:18:06.964	1:20.922	23.645	30.047	27.230	71.013	34.047								

(24) Kenny STEWART

1	15:03:53.088			34.276	23.566	58.001	92.947
2	15:04:56.476	1:03.388	21.500	23.665	18.223	107.890	98.543
3	15:05:57.625	1:01.149	20.231	23.077	17.841	110.012	95.731
4	15:06:59.519	1:01.894	20.454	23.468	17.972	108.588	94.518
5	15:08:19.226	1:19.707	21.671	34.224	23.812	60.403	95.731
6	15:09:21.254	1:02.028	20.597	23.392	18.039	108.238	96.281
7	15:10:22.189	1:00.935	20.108	23.130	17.697	109.653	95.595
8	15:11:23.727	1:01.538	20.175	23.509	17.854	109.296	96.697
9	15:12:33.824	1:10.097	21.871	24.206	24.020	105.848	27.927

(69) Adrian MILNE

1	15:03:41.376			30.239	20.251	77.851	94.120
2	15:04:45.641	1:04.265	21.305	24.143	18.817	101.524	101.218
3	15:05:47.705	1:02.064	20.574	23.690	17.800	104.529	101.066
4	15:06:50.419	1:02.714	20.953	23.885	17.876	105.515	101.832
5	15:08:11.832	1:21.413	26.417	34.414	20.582	63.249	102.298
6	15:09:13.662	1:01.830	20.647	23.713	17.470	108.941	101.678
7	15:10:30.004	1:16.342	22.749	33.826	19.767	71.696	102.926
8	15:11:31.917	1:01.913	20.496	24.064	17.353	107.030	101.371
9	15:12:33.064	1:01.147	20.390	23.587	17.170	107.544	103.561
10	15:13:59.802	1:26.738	21.959	32.333	32.446	63.851	22.519

(40) Scott WALKER

1	15:03:55.301			36.302	21.369	85.162	94.651
2	15:05:00.377	1:05.076	21.057	25.082	18.937	91.552	96.976
3	15:06:03.446	1:03.069	20.597	24.524	17.948	107.201	97.117
4	15:07:20.980	1:17.534	24.663	28.752	24.119	85.487	91.677
5	15:08:32.803	1:11.823	20.924	27.598	23.301	82.543	90.320
6	15:09:35.755	1:02.952	20.487	24.390	18.075	105.681	92.818
7	15:10:38.668	1:02.913	20.306	24.528	18.079		95.323
8	15:11:54.884	1:16.216	22.759	29.166	24.291	62.776	92.054
9	15:13:03.456	1:08.572	20.488	26.032	22.052	94.385	64.776
10	15:14:19.781	1:16.325	22.241	31.176	22.908	85.487	42.608





Super Lap Scotland - Round 1

Sorted on best lap time

Super Lap Scotland

Knockhill 1.267 miles

Qualifying - Group 4

17/04/2016 15:50

Practice (15:00 Time) started at 15:20:06

Pos	No.	Name	Make/Model	Class Code	Laps	Best Tm	Diff	Best Speed	2nd Best
1	62	Paul RANKIN	Subaru Impreza RB320	SLS-P	4	53.435		85.353	1:02.918
2	51	Colin DORWARD	Mitsubishi Evo 5	SLS-A	13	54.516	1.081	83.661	55.360
3	56	Adam KINDNESS	Subaru Impreza STi Type R	SLS-B	12	55.019	1.584	82.896	55.625
4	55	Fiona KINDNESS	Subaru Impreza 22B	SLS-B	14	55.558	2.123	82.092	55.592
5	7	David LONG	Caterham R400	SLS-B	14	55.704	2.269	81.876	55.876
6	2	Steven DARLEY	Subaru Legacy GL	SLS-P	11	56.211	2.776	81.138	56.570
7	29	Archie BAIN	Subaru Impreza Type RA	SLS-A	12	56.234	2.799	81.105	56.421
8	14	Russ PATON	Mitsubishi Evo 6	SLS-P	13	56.748	3.313	80.370	57.114
9	65	Sam ELASSAR	McLaren 650S	SLS-A	12	57.173	3.738	79.773	57.839

Clerk of the Course :

Sig : Time :

Chief Timekeeper : Ian Sharp (SMART Timing)

Results available at www.mylaps.com and www.smart-timing.co.uk

Printed: 18/04/2016 19:09:42

Orbits



Super Lap Scotland - Round 1

Super Lap Scotland

Knockhill 1.267 miles

Qualifying - Overall

Pos	No.	Name	Make/Model	Class Code	Overall BestTm
1	62	Paul RANKIN	Subaru Impreza RB320	SLS-P	53.435
2	51	Colin DORWARD	Mitsubishi Evo 5	SLS-A	54.516
3	56	Adam KINDNESS	Subaru Impreza STi Type R	SLS-B	55.019
4	34	Blair McCONACHIE	Caterham Superlight R	SLS-C	55.508
5	55	Fiona KINDNESS	Subaru Impreza 22B	SLS-B	55.558
6	7	David LONG	Caterham R400	SLS-B	55.704
7	46	George RIGBY	Subaru Impreza Spec-C	SLS-C	56.188
8	2	Steven DARLEY	Subaru Legacy GL	SLS-P	56.211
9	29	Archie BAIN	Subaru Impreza Type RA	SLS-A	56.234
10	14	Russ PATON	Mitsubishi Evo 6	SLS-P	56.748
11	4	Mark DAWSON	Seat Leon Supercopa	SLS-C	56.938
12	65	Sam ELASSAR	McLaren 650S	SLS-A	57.173
13	35	Stephen HENDERSON	Sylva Riot	SLS-D	57.607
14	78	David RYBOWSKI	Subaru Impreza WRX	SLS-D	58.041
15	100	Paul TOUGH	BMW M3	SLS-D	58.131
16	28	David GREENAN	Mitsubishi Evo	SLS-D	58.539
17	88	Viney CHAN	BMW E90 M3	SLS-D	58.611
18	3	Fred WALTON	Subaru Prodrive Impreza	SLS-C	58.738
19	131	Keith COWIE	Seat Leon Supercopa	SLS-D	59.205
20	15	Matt COLLINS	Porsche Cayman Cup	SLS-E	59.337
21	103	Stuart ROBERTSON	Renault Clio	SLS-D	1:00.048
22	25	Alistair MOWAT	BMW E46 M3	SLS-E	1:00.404
23	66	Marten BONNER	Fiat Abarth 500	SLS-D	1:00.415
24	24	Kenny STEWART	Subaru Impreza STi RA	SLS-C	1:00.935
25	69	Adrian MILNE	Mitsubishi Evo VIII GSR	SLS-D	1:01.147
26	83	Fraser JAMIESON	Renault Clio 172 Ph1	SLS-E	1:01.207
27	81	Ian PITMAN	Subaru Impreza	SLS-F	1:01.314
28	26	Kevin KENSETT	Peugeot 106	SLS-E	1:01.571
29	116	Craig DILLON	Ford Escort MK2	SLS-E	1:02.050
30	48	Robert JOBSON	Audi A3 3.2	SLS-F	1:02.162
31	54	Steven McNAB	Renault Clio	SLS-F	1:02.186
32	13	Lewis SKENE	Renault Megane RS	SLS-E	1:02.276
33	43	Stuart BUCHAN	Renault Clio 172 Cup	SLS-E	1:02.645
34	21	Scott ROBSON	Lotus Elise	SLS-F	1:02.682
35	17	Kevin HENDERSON	Honda Civic Type R	SLS-E	1:02.696
36	27	Paul WILSON	Renault Clio Cup	SLS-F	1:02.739
37	40	Scott WALKER	Subaru Impreza	SLS-C	1:02.913
38	16	Martin KELMAN	Renault Clio 172 Cup	SLS-E	1:02.917
39	22	Jordan IRVINE	Renault Clio 182	SLS-F	1:03.067
40	93	Allister PHILLIPS	Honda Prelude Si VTEC	SLS-F	1:03.237
41	41	Neil METHVEN	Renault Clio 182	SLS-F	1:03.371
42	67	Marshall WISHART	Mazda RX8	SLS-F	1:03.519
43	38	Chris HISLOP	Renault Clio 197	SLS-F	1:04.437
44	23	Andrew COWIE	Subaru Impreza	SLS-F	1:04.661
45	42	Alex MILNE	Audi TTRS Plus	SLS-D	1:06.401

Clerk of the Course :

Sig : Time :

Chief Timekeeper : Ian Sharp (SMART Timing)

 Results available at www.mylaps.com and www.smart-timing.co.uk

Printed: 18/04/2016 18:53:38

Orbits





Super Lap Scotland - Round 1

Super Lap Scotland Knockhill 1.267 miles

Qualifying - Overall

Pos	No.	Name	Make/Model	Class Code	Overall BestTm
46	59	Simon McWILLIAM	Renault Clio 172 Cup	SLS-F	1:06.504
47	53	Jamie GOUDIE	Mazda MX5	SLS-F	1:07.288
48	132	Suzanne BUIST	Mini Cooper S	SLS-F	1:11.340
49	5	Paul TOMLINSON	Subaru Impreza	SLS-D	

Clerk of the Course :

Sig : Time :

Chief Timekeeper : Ian Sharp (SMART Timing)

Results available at www.mylaps.com and www.smart-timing.co.uk



Super Lap Scotland - Round 1

Super Lap Scotland

Knockhill 1.267 miles

Qualifying - Overall

Pos	No.	Name	Make/Model	Class Code	Overall BestTm
Super Lap Scotland (A)					
1	51	Colin DORWARD	Mitsubishi Evo 5	SLS-A	54.516
2	29	Archie BAIN	Subaru Impreza Type RA	SLS-A	56.234
3	65	Sam ELASSAR	McLaren 650S	SLS-A	57.173
Super Lap Scotland (B)					
1	56	Adam KINDNESS	Subaru Impreza STi Type R	SLS-B	55.019
2	55	Fiona KINDNESS	Subaru Impreza 22B	SLS-B	55.558
3	7	David LONG	Caterham R400	SLS-B	55.704
Super Lap Scotland (C)					
1	34	Blair McCONACHIE	Caterham Superlight R	SLS-C	55.508
2	46	George RIGBY	Subaru Impreza Spec-C	SLS-C	56.188
3	4	Mark DAWSON	Seat Leon Supercopa	SLS-C	56.938
4	3	Fred WALTON	Subaru Prodrive Impreza	SLS-C	58.738
5	24	Kenny STEWART	Subaru Impreza STi RA	SLS-C	1:00.935
6	40	Scott WALKER	Subaru Impreza	SLS-C	1:02.913
Super Lap Scotland (D)					
1	35	Stephen HENDERSON	Sylva Riot	SLS-D	57.607
2	78	David RYBOWSKI	Subaru Impreza WRX	SLS-D	58.041
3	100	Paul TOUGH	BMW M3	SLS-D	58.131
4	28	David GREENAN	Mitsubishi Evo	SLS-D	58.539
5	88	Viney CHAN	BMW E90 M3	SLS-D	58.611
6	131	Keith COWIE	Seat Leon Supercopa	SLS-D	59.205
7	103	Stuart ROBERTSON	Renault Clio	SLS-D	1:00.048
8	66	Marten BONNER	Fiat Abarth 500	SLS-D	1:00.415
9	69	Adrian MILNE	Mitsubishi Evo VIII GSR	SLS-D	1:01.147
10	42	Alex MILNE	Audi TTRS Plus	SLS-D	1:06.401
11	5	Paul TOMLINSON	Subaru Impreza	SLS-D	
Super Lap Scotland (E)					
1	15	Matt COLLINS	Porsche Cayman Cup	SLS-E	59.337
2	25	Alistair MOWAT	BMW E46 M3	SLS-E	1:00.404
3	83	Fraser JAMIESON	Renault Clio 172 Ph1	SLS-E	1:01.207
4	26	Kevin KENSETT	Peugeot 106	SLS-E	1:01.571
5	116	Craig DILLON	Ford Escort MK2	SLS-E	1:02.050
6	13	Lewis SKENE	Renault Megane RS	SLS-E	1:02.276
7	43	Stuart BUCHAN	Renault Clio 172 Cup	SLS-E	1:02.645
8	17	Kevin HENDERSON	Honda Civic Type R	SLS-E	1:02.696
9	16	Martin KELMAN	Renault Clio 172 Cup	SLS-E	1:02.917
Super Lap Scotland (F)					
1	81	Ian PITMAN	Subaru Impreza	SLS-F	1:01.314

Clerk of the Course :

Sig : Time :

Chief Timekeeper : Ian Sharp (SMART Timing)

 Results available at www.mylaps.com and www.smart-timing.co.uk

Printed: 18/04/2016 18:55:07

Orbits





Super Lap Scotland - Round 1



Pos	No.	Name	Make/Model	Class Code	Overall BestTm
2	48	Robert JOBSON	Audi A3 3.2	SLS-F	1:02.162
3	54	Steven McNAB	Renault Clio	SLS-F	1:02.186
4	21	Scott ROBSON	Lotus Elise	SLS-F	1:02.682
5	27	Paul WILSON	Renault Clio Cup	SLS-F	1:02.739
6	22	Jordan IRVINE	Renault Clio 182	SLS-F	1:03.067
7	93	Allister PHILLIPS	Honda Prelude Si VTEC	SLS-F	1:03.237
8	41	Neil METHVEN	Renault Clio 182	SLS-F	1:03.371
9	67	Marshall WISHART	Mazda RX8	SLS-F	1:03.519
10	38	Chris HISLOP	Renault Clio 197	SLS-F	1:04.437
11	23	Andrew COWIE	Subaru Impreza	SLS-F	1:04.661
12	59	Simon McWILLIAM	Renault Clio 172 Cup	SLS-F	1:06.504
13	53	Jamie GOUDIE	Mazda MX5	SLS-F	1:07.288
14	132	Suzanne BUIST	Mini Cooper S	SLS-F	1:11.340

Super Lap Scotland (Pro)					
Pos	No.	Name	Make/Model	Class Code	Overall BestTm
1	62	Paul RANKIN	Subaru Impreza RB320	SLS-P	53.435
2	2	Steven DARLEY	Subaru Legacy GL	SLS-P	56.211
3	14	Russ PATON	Mitsubishi Evo 6	SLS-P	56.748

Clerk of the Course :

Sig : Time :
Chief Timekeeper : Ian Sharp (SMART Timing)
Results available at www.mylaps.com and www.smart-timing.co.uk



Super Lap Scotland - Round 1

Sorted on best lap time

Super Lap Scotland Knockhill 1.267 miles
 Final - Groups 1 & 2 17/04/2016 16:25
 Practice started at 16:11:00

Pos	No.	Name	Make/Model	Class Code	Laps	Best Tm	Diff	Best Speed	2nd Best
1	78	David RYBOWSKI	Subaru Impreza WRX	SLS-D	6	58.056		78.559	1:10.244
2	15	Matt COLLINS	Porsche Cayman Cup	SLS-E	3	1:00.558	2.502	75.314	1:17.457
3	5	Paul TOMLINSON	Subaru Impreza	SLS-D	3	1:00.989	2.933	74.781	1:28.378
4	25	Alistair MOWAT	BMW E46 M3	SLS-E	3	1:01.193	3.137	74.532	1:21.320
5	83	Fraser JAMIESON	Renault Clio 172 Ph1	SLS-E	3	1:01.949	3.893	73.622	1:27.827
6	54	Steven McNAB	Renault Clio	SLS-F	3	1:02.518	4.462	72.952	1:21.527
7	13	Lewis SKENE	Renault Megane RS	SLS-E	3	1:02.704	4.648	72.736	1:15.977
8	48	Robert JOBSON	Audi A3 3.2	SLS-F	3	1:03.143	5.087	72.230	1:18.609
9	116	Craig DILLON	Ford Escort MK2	SLS-E	3	1:03.221	5.165	72.141	1:26.294
10	26	Kevin KENSETT	Peugeot 106	SLS-E	3	1:03.406	5.350	71.931	1:19.865
11	41	Neil METHVEN	Renault Clio 182	SLS-F	3	1:03.409	5.353	71.927	1:24.007
12	21	Scott ROBSON	Lotus Elise	SLS-F	3	1:03.430	5.374	71.904	1:23.864
13	17	Kevin HENDERSON	Honda Civic Type R	SLS-E	3	1:03.438	5.382	71.894	1:14.217
14	27	Paul WILSON	Renault Clio Cup	SLS-F	3	1:03.475	5.419	71.853	1:12.784
15	43	Stuart BUCHAN	Renault Clio 172 Cup	SLS-E	3	1:03.539	5.483	71.780	1:17.486
16	16	Martin KELMAN	Renault Clio 172 Cup	SLS-E	3	1:04.025	5.969	71.235	1:19.215
17	67	Marshall WISHART	Mazda RX8	SLS-F	3	1:04.391	6.335	70.830	1:14.845
18	22	Jordan IRVINE	Renault Clio 182	SLS-F	3	1:04.444	6.388	70.772	1:10.762
19	18	Craig McDOWALL	Renault Clio 172	SLS-F	3	1:04.882	6.826	70.294	1:23.846
20	23	Andrew COWIE	Subaru Impreza	SLS-F	3	1:05.359	7.303	69.781	1:19.365
21	42	Alex MILNE	Audi TTRS Plus	SLS-D	3	1:05.548	7.492	69.580	1:28.385
22	38	Chris HISLOP	Renault Clio 197	SLS-F	3	1:05.607	7.551	69.518	1:20.466
23	59	Simon McWILLIAM	Renault Clio 172 Cup	SLS-F	3	1:07.384	9.328	67.684	1:36.257
24	53	Jamie GOUDIE	Mazda MX5	SLS-F	3	1:08.607	10.551	66.478	1:15.667
25	132	Suzanne BUIST	Mini Cooper S	SLS-F	3	1:10.909	12.853	64.320	1:24.268
26	93	Allister PHILLIPS	Honda Prelude Si VTEC	SLS-F	3	1:21.756	23.700	55.786	1:34.891
27	3	Fred WALTON	Subaru Prodrive Impreza	SLS-C	2	2:06.095	1:08.039	36.170	

Announcements

Car No.78 - Granted a re-run

Clerk of the Course :

Sig : Time :
 Chief Timekeeper : Ian Sharp (SMART Timing)

Results available at www.mylaps.com and www.smart-timing.co.uk

Printed: 18/04/2016 19:10:44

Orbits



Super Lap Scotland - Round 1
Sorted on best lap time

Super Lap Scotland	Knockhill 1.267 miles
Final - Groups 3 & 4	17/04/2016 16:55
Practice started at 16:45:57	

Pos	No.	Name	Make/Model	Class Code	Laps	Best Tm	Diff	Best Speed	2nd Best
1	62	Paul RANKIN	Subaru Impreza RB320	SLS-P	3	53.337		85.510	1:26.943
2	56	Adam KINDNESS	Subaru Impreza STi Type R	SLS-B	3	55.227	1.890	82.584	1:24.839
3	55	Fiona KINDNESS	Subaru Impreza 22B	SLS-B	3	55.390	2.053	82.340	1:25.200
4	14	Russ PATON	Mitsubishi Evo 6	SLS-P	3	55.624	2.287	81.994	1:25.170
5	46	George RIGBY	Subaru Impreza Spec-C	SLS-C	3	56.180	2.843	81.183	1:15.515
6	7	David LONG	Caterham R400	SLS-B	3	56.201	2.864	81.152	1:13.196
7	4	Mark DAWSON	Seat Leon Supercopa	SLS-C	3	56.630	3.293	80.538	1:28.211
8	29	Archie BAIN	Subaru Impreza Type RA	SLS-A	3	56.728	3.391	80.398	1:19.405
9	34	Blair McCONACHIE	Caterham Superlight R	SLS-C	3	57.434	4.097	79.410	1:18.052
10	51	Colin DORWARD	Mitsubishi Evo 5	SLS-A	3	57.787	4.450	78.925	1:27.086
11	100	Paul TOUGH	BMW M3	SLS-D	3	58.327	4.990	78.194	1:17.801
12	88	Viney CHAN	BMW E90 M3	SLS-D	6	58.639	5.302	77.778	1:08.365
13	35	Stephen HENDERSON	Sylva Riot	SLS-D	3	58.792	5.455	77.576	1:16.840
14	28	David GREENAN	Mitsubishi Evo	SLS-D	3	58.988	5.651	77.318	1:31.759
15	131	Keith COWIE	Seat Leon Supercopa	SLS-D	6	59.123	5.786	77.142	59.452
16	65	Sam ELASSAR	McLaren 650S	SLS-A	3	1:00.765	7.428	75.057	1:21.970
17	24	Kenny STEWART	Subaru Impreza STi RA	SLS-C	3	1:01.487	8.150	74.176	1:14.415
18	69	Adrian MILNE	Mitsubishi Evo VIII GSR	SLS-D	3	1:01.523	8.186	74.132	1:28.247
19	66	Marten BONNER	Fiat Abarth 500	SLS-D	3	1:03.167	9.830	72.203	1:34.000
20	40	Scott WALKER	Subaru Impreza	SLS-C	3	1:04.158	10.821	71.088	1:20.813
Not classified									
DNF	103	Stuart ROBERTSON	Renault Clio	SLS-D	2	7:40.947		9.894	

Announcements

Car No's 88 & 132 - Granted re-runs

Clerk of the Course : _____ Orbits

Sig : _____ Time : _____

Chief Timekeeper : Ian Sharp (SMART Timing)

 Results available at www.mylaps.com and www.smart-timing.co.uk

Printed: 18/04/2016 19:12:32



Super Lap Scotland - Round 1

Super Lap Scotland

Knockhill 1.267 miles

Finals - Overall

Pos	No.	Name	Make/Model	Class Code	Overall BestTm
1	62	Paul RANKIN	Subaru Impreza RB320	SLS-P	53.337
2	56	Adam KINDNESS	Subaru Impreza STi Type R	SLS-B	55.227
3	55	Fiona KINDNESS	Subaru Impreza 22B	SLS-B	55.390
4	14	Russ PATON	Mitsubishi Evo 6	SLS-P	55.624
5	46	George RIGBY	Subaru Impreza Spec-C	SLS-C	56.180
6	7	David LONG	Caterham R400	SLS-B	56.201
7	4	Mark DAWSON	Seat Leon Supercopa	SLS-C	56.630
8	29	Archie BAIN	Subaru Impreza Type RA	SLS-A	56.728
9	34	Blair McCONACHIE	Caterham Superlight R	SLS-C	57.434
10	51	Colin DORWARD	Mitsubishi Evo 5	SLS-A	57.787
11	78	David RYBOWSKI	Subaru Impreza WRX	SLS-D	58.056
12	100	Paul TOUGH	BMW M3	SLS-D	58.327
13	88	Viney CHAN	BMW E90 M3	SLS-D	58.639
14	35	Stephen HENDERSON	Sylva Riot	SLS-D	58.792
15	28	David GREENAN	Mitsubishi Evo	SLS-D	58.988
16	131	Keith COWIE	Seat Leon Supercopa	SLS-D	59.123
17	15	Matt COLLINS	Porsche Cayman Cup	SLS-E	1:00.558
18	65	Sam ELASSAR	McLaren 650S	SLS-A	1:00.765
19	5	Paul TOMLINSON	Subaru Impreza	SLS-D	1:00.989
20	25	Alistair MOWAT	BMW E46 M3	SLS-E	1:01.193
21	24	Kenny STEWART	Subaru Impreza STi RA	SLS-C	1:01.487
22	69	Adrian MILNE	Mitsubishi Evo VIII GSR	SLS-D	1:01.523
23	83	Fraser JAMIESON	Renault Clio 172 Ph1	SLS-E	1:01.949
24	54	Steven McNAB	Renault Clio	SLS-F	1:02.518
25	13	Lewis SKENE	Renault Megane RS	SLS-E	1:02.704
26	48	Robert JOBSON	Audi A3 3.2	SLS-F	1:03.143
27	66	Marten BONNER	Fiat Abarth 500	SLS-D	1:03.167
28	116	Craig DILLON	Ford Escort MK2	SLS-E	1:03.221
29	26	Kevin KENSETT	Peugeot 106	SLS-E	1:03.406
30	41	Neil METHVEN	Renault Clio 182	SLS-F	1:03.409
31	21	Scott ROBSON	Lotus Elise	SLS-F	1:03.430
32	17	Kevin HENDERSON	Honda Civic Type R	SLS-E	1:03.438
33	27	Paul WILSON	Renault Clio Cup	SLS-F	1:03.475
34	43	Stuart BUCHAN	Renault Clio 172 Cup	SLS-E	1:03.539
35	16	Martin KELMAN	Renault Clio 172 Cup	SLS-E	1:04.025
36	40	Scott WALKER	Subaru Impreza	SLS-C	1:04.158
37	67	Marshall WISHART	Mazda RX8	SLS-F	1:04.391
38	22	Jordan IRVINE	Renault Clio 182	SLS-F	1:04.444
39	18	Craig McDOWALL	Renault Clio 172	SLS-F	1:04.882
40	23	Andrew COWIE	Subaru Impreza	SLS-F	1:05.359
41	42	Alex MILNE	Audi TTRS Plus	SLS-D	1:05.548
42	38	Chris HISLOP	Renault Clio 197	SLS-F	1:05.607
43	59	Simon McWILLIAM	Renault Clio 172 Cup	SLS-F	1:07.384
44	53	Jamie GOUDIE	Mazda MX5	SLS-F	1:08.607
45	132	Suzanne BUIST	Mini Cooper S	SLS-F	1:10.909

Clerk of the Course :

Sig : Time :

Chief Timekeeper : Ian Sharp (SMART Timing)

 Results available at www.mylaps.com and www.smart-timing.co.uk

Printed: 18/04/2016 18:48:15

Orbits





Super Lap Scotland - Round 1

Super Lap Scotland Knockhill 1.267 miles

Finals - Overall

Pos	No.	Name	Make/Model	Class Code	Overall BestTm
46	93	Allister PHILLIPS	Honda Prelude Si VTEC	SLS-F	1:21.756
47	3	Fred WALTON	Subaru Prodrive Impreza	SLS-C	2:06.095
NF	103	Stuart ROBERTSON	Renault Clio	SLS-D	

Clerk of the Course :

Sig : Time :

Chief Timekeeper : Ian Sharp (SMART Timing)

Results available at www.mylaps.com and www.smart-timing.co.uk



Super Lap Scotland - Round 1

Super Lap Scotland

Knockhill 1.267 miles

Finals - Overall

Pos	No.	Name	Make/Model	Class Code	Overall BestTm
Super Lap Scotland (A)					
1	29	Archie BAIN	Subaru Impreza Type RA	SLS-A	56.728
2	51	Colin DORWARD	Mitsubishi Evo 5	SLS-A	57.787
3	65	Sam ELASSAR	McLaren 650S	SLS-A	1:00.765
Super Lap Scotland (B)					
1	56	Adam KINDNESS	Subaru Impreza STi Type R	SLS-B	55.227
2	55	Fiona KINDNESS	Subaru Impreza 22B	SLS-B	55.390
3	7	David LONG	Caterham R400	SLS-B	56.201
Super Lap Scotland (C)					
1	46	George RIGBY	Subaru Impreza Spec-C	SLS-C	56.180
2	4	Mark DAWSON	Seat Leon Supercopa	SLS-C	56.630
3	34	Blair McCONACHIE	Caterham Superlight R	SLS-C	57.434
4	24	Kenny STEWART	Subaru Impreza STi RA	SLS-C	1:01.487
5	40	Scott WALKER	Subaru Impreza	SLS-C	1:04.158
6	3	Fred WALTON	Subaru Prodrive Impreza	SLS-C	2:06.095
Super Lap Scotland (D)					
1	78	David RYBOWSKI	Subaru Impreza WRX	SLS-D	58.056
2	100	Paul TOUGH	BMW M3	SLS-D	58.327
3	88	Viney CHAN	BMW E90 M3	SLS-D	58.639
4	35	Stephen HENDERSON	Sylva Riot	SLS-D	58.792
5	28	David GREENAN	Mitsubishi Evo	SLS-D	58.988
6	131	Keith COWIE	Seat Leon Supercopa	SLS-D	59.123
7	5	Paul TOMLINSON	Subaru Impreza	SLS-D	1:00.989
8	69	Adrian MILNE	Mitsubishi Evo VIII GSR	SLS-D	1:01.523
9	66	Marten BONNER	Fiat Abarth 500	SLS-D	1:03.167
10	42	Alex MILNE	Audi TTRS Plus	SLS-D	1:05.548
NF	103	Stuart ROBERTSON	Renault Clio	SLS-D	
Super Lap Scotland (E)					
1	15	Matt COLLINS	Porsche Cayman Cup	SLS-E	1:00.558
2	25	Alistair MOWAT	BMW E46 M3	SLS-E	1:01.193
3	83	Fraser JAMIESON	Renault Clio 172 Ph1	SLS-E	1:01.949
4	13	Lewis SKENE	Renault Megane RS	SLS-E	1:02.704
5	116	Craig DILLON	Ford Escort MK2	SLS-E	1:03.221
6	26	Kevin KENSETT	Peugeot 106	SLS-E	1:03.406
7	17	Kevin HENDERSON	Honda Civic Type R	SLS-E	1:03.438
8	43	Stuart BUCHAN	Renault Clio 172 Cup	SLS-E	1:03.539
9	16	Martin KELMAN	Renault Clio 172 Cup	SLS-E	1:04.025
Super Lap Scotland (F)					
1	54	Steven McNAB	Renault Clio	SLS-F	1:02.518

Clerk of the Course :

Sig : Time :

Chief Timekeeper : Ian Sharp (SMART Timing)

 Results available at www.mylaps.com and www.smart-timing.co.uk

Printed: 18/04/2016 18:49:33

Orbits





Super Lap Scotland - Round 1



Pos	No.	Name	Make/Model	Class Code	Overall BestTm
2	48	Robert JOBSON	Audi A3 3.2	SLS-F	1:03.143
3	41	Neil METHVEN	Renault Clio 182	SLS-F	1:03.409
4	21	Scott ROBSON	Lotus Elise	SLS-F	1:03.430
5	27	Paul WILSON	Renault Clio Cup	SLS-F	1:03.475
6	67	Marshall WISHART	Mazda RX8	SLS-F	1:04.391
7	22	Jordan IRVINE	Renault Clio 182	SLS-F	1:04.444
8	18	Craig McDOWALL	Renault Clio 172	SLS-F	1:04.882
9	23	Andrew COWIE	Subaru Impreza	SLS-F	1:05.359
10	38	Chris HISLOP	Renault Clio 197	SLS-F	1:05.607
11	59	Simon McWILLIAM	Renault Clio 172 Cup	SLS-F	1:07.384
12	53	Jamie GOUDIE	Mazda MX5	SLS-F	1:08.607
13	132	Suzanne BUIST	Mini Cooper S	SLS-F	1:10.909
14	93	Allister PHILLIPS	Honda Prelude Si VTEC	SLS-F	1:21.756

Super Lap Scotland (Pro)					
Pos	No.	Name	Make/Model	Class Code	Overall BestTm
1	62	Paul RANKIN	Subaru Impreza RB320	SLS-P	53.337
2	14	Russ PATON	Mitsubishi Evo 6	SLS-P	55.624

Clerk of the Course :

Sig : Time :

Chief Timekeeper : Ian Sharp (SMART Timing)

Results available at www.mylaps.com and www.smart-timing.co.uk

