

Knockhill

17th July 2016



Summer Race Meeting



OFFICIAL FEEDER SERIES

BEATSON'S
BUILDING SUPPLIES

www.Superchips.co.uk
be driven



wheels
around



S.M.A.R.T.

Scottish Motorsports Automatic Race Timing

Ravenslea, Melrose Road, Galashiels, TD1 2AT

Telephone : 01896 – 752447

Qualifying Results



Bulletin No. _____

SMRC Summer Race Meeting

Sorted on best lap time

Scottish Fiesta Championship

Knockhill 1.267 miles

Qualifying 1

17/07/2016 08:30

Practice (10:00 Time) started at 8:30:22

Pos	No.	Name	Make/Model	CC	Class Code	Laps	Best Tm	Diff	Best Speed	2nd Best
1	1	Wayne MacCAULAY	Ford Fiesta ST	2000	ST	9	1:05.049		70.114	1:05.544
2	7	Kevin WHYTE	Ford Fiesta ST	2000	ST	9	1:06.056	1.007	69.045	1:06.396
3	51	Chris MILFORD	Ford Fiesta ST	2000	ST	9	1:07.092	2.043	67.979	1:07.568
4	55	Stephen WARD	Ford Fiesta ST	2000	ST	9	1:07.908	2.859	67.162	1:08.609
5	50	Jim DEANS	Ford Fiesta XR2	1600	XR	8	1:08.819	3.770	66.273	1:09.215
6	18	Barry FARQUHARSON	Ford Fiesta XR2	1600	XRN	9	1:08.945	3.896	66.152	1:09.063
7	12	Liam ROBERTSON	Ford Fiesta ST	2000	ST	9	1:09.335	4.286	65.780	1:09.558
8	22	Gavin BUTTERWORTH	Ford Fiesta XR2	1600	XR	8	1:11.149	6.100	64.103	1:12.471
9	24	Steven GRAY	Ford Fiesta XR2	1600	XR	7	1:12.012	6.963	63.334	1:12.466
10	47	Ian HART	Ford Fiesta ST	2000	ST	8	1:12.270	7.221	63.108	1:14.265
11	57	Alec TOWNLEY	Ford Fiesta XR2	1600	XRN	6	1:12.440	7.391	62.960	1:14.170
12	98	Gordon HASTON	Ford Fiesta XR2	1600	XRN	8	1:14.578	9.529	61.155	1:14.729
13	20	Chris McNEILL	Ford Fiesta XR2	1600	XRN	4	1:15.361	10.312	60.520	1:18.071
14	81	Graeme CUTHBERT	Ford Fiesta XR2	1600	XRN	8	1:15.707	10.658	60.243	1:16.115
15	28	David TAYLOR	Ford Fiesta XR2	1600	XRN	5	1:16.529	11.480	59.596	1:16.696
16	44	Robert KERR	Ford Fiesta XR2	1600	XRN	8	1:21.192	16.143	56.174	1:21.256

Clerk of the Course.

Orbits

Sig : Time :
Chief Timekeeper : Ian Sharp (SMART Timing)

Results available at www.mylaps.com and www.smart-timing.co.uk

Printed: 18/07/2016 18:53:19





SMRC Summer Race Meeting

Scottish Fiesta Championship

Knockhill 1.267 miles

Qualifying 1

17/07/2016 08:30

Practice (10:00 Time) started at 8:30:22

Lap	Time of Day	Lap Tm	S1	S2	S3	S3Spd	SFSpd	Lap	Time of Day	Lap Tm	S1	S2	S3	S3Spd	SFSpd
(1) Wayne MacCAULAY															
1	8:31:49.828			29.212	21.059	79.043	79.417								
2	8:32:57.099	1:07.271	22.007	25.301	19.963	89.716	79.985								
3	8:34:02.643	1:05.544	21.321	24.727	19.496	89.957	80.950								
4	8:35:07.692	1:05.049	21.163	24.504	19.382	90.564	81.343								
5	8:36:14.402	1:06.710	21.325	25.966	19.419	90.198	80.853								
6	8:37:21.209	1:06.807	21.428	26.146	19.233	88.416	81.938								
7	8:38:27.598	1:06.389	21.099	25.734	19.556	89.002	80.368								
8	8:39:34.107	1:06.509	21.175	25.697	19.637	87.153									
9	8:40:44.839	1:10.732	21.514	25.742	23.476	82.747									
(22) Gavin BUTTERWORTH															
1	8:32:34.263														
2	8:33:53.541	1:19.278	26.845	30.371	22.062	77.402									
3	8:35:09.975	1:16.434	24.639	28.260	23.535	79.136								73.583	
4	8:36:22.446	1:12.471	24.122	26.916	21.433	80.561									
5	8:37:36.041	1:13.595	24.291	27.728	21.576	79.985									
6	8:38:50.817	1:14.776	23.778	29.516	21.482	81.739									
7	8:40:01.966	1:11.149	23.353	26.515	21.281	80.368									
8	8:41:16.221	1:14.255	25.990	27.115	21.150	82.240									
(7) Kevin WHYTE															
1	8:31:40.317			27.063	20.107	87.952	81.739								
2	8:32:48.407	1:08.090	22.594	25.865	19.631	89.836	82.039								
3	8:33:54.803	1:06.396	21.755	25.220	19.421	89.957	81.938								
4	8:35:02.705	1:07.902	22.952	25.417	19.533	89.477	81.343								
5	8:36:10.912	1:08.207	22.976	25.567	19.664	88.299	81.540								
6	8:37:22.463	1:11.551	22.706	28.922	19.923	81.146	81.146								
7	8:38:28.945	1:06.482	21.843	25.095	19.544	90.077	80.658								
8	8:39:35.001	1:06.056	21.436	25.115	19.505	89.477									
9	8:40:43.817	1:08.816	23.501	25.650	19.665	89.477									
(24) Steven GRAY															
1	8:31:43.748														
2	8:32:58.356	1:14.608	24.902	27.726	21.980	79.136	74.234								
3	8:34:20.131	1:21.775	28.291	30.812	22.672	80.465	74.481								
4	8:35:32.684	1:12.553	23.844	27.722	20.987	81.639	75.064								
5	8:36:45.150	1:12.466	23.924	27.446	21.096	80.950	74.981								
6	8:37:57.162	1:12.012	23.883	27.408	20.721	82.747	75.828								
7	8:39:27.621	1:30.459	25.458	33.910	31.091	54.426									
(47) Ian HART															
1	8:32:15.239														
2	8:33:32.811	1:17.572	26.622	34.042	24.957	72.081	66.840								
3	8:34:47.076	1:14.265	25.238	27.827	21.699	83.571	77.851								
4	8:36:02.164	1:15.088	24.566	28.839	21.683	83.363	77.851								
5	8:37:17.715	1:15.551	24.972	29.462	21.117	84.412	78.857								
6	8:38:29.985	1:12.270	23.696	27.703	20.871	86.479	78.672								
7	8:39:56.663	1:26.678			21.672	82.747									
8	8:41:13.922	1:17.259		28.940	20.735	86.146									
(57) Alec TOWNLEY															
1	8:32:23.900														
2	8:33:42.887	1:18.987	26.315	29.543	23.129	77.941	71.773								
3	8:34:55.327	1:12.440	23.849	26.821	21.770	81.048	74.234								
4	8:36:13.278	1:17.951	24.304	31.644	22.003	73.182	73.745								
5	8:37:30.891	1:17.613	25.069	30.519	22.025	73.826	74.564								
6	8:38:45.061	1:14.170	23.968	28.307	21.895	79.136	73.907								
(98) Gordon HASTON															
1	8:32:16.770														
2	8:33:34.179	1:17.409													
3	8:34:48.757	1:14.578													
4	8:36:03.486	1:14.729													
5	8:37:34.313	1:30.827													
6	8:38:50.304	1:15.991													
7	8:40:05.320	1:15.016													
8	8:41:20.804	1:15.484													
(20) Chris McNEILL															
1	8:37:05.368														72.943
2	8:38:20.729	1:15.361											21.896	79.795	73.989
3	8:39:38.800	1:18.071	25.174	30.253	22.644	69.614									
4	8:41:06.063	1:27.263			21.815	78.032									
(81) Graeme CUTHBERT															
1	8:32:20.317														
2	8:33:43.501	1:23.184	26.706	31.752	24.726	78.032	70.863								
3	8:35:01.348	1:17.847	24.864	30.628	22.355	79.043	71.315								
4	8:36:19.194	1:17.846	26.737	28.936	22.173	81.540	73.182								
5	8:37:37.148	1:17.954	25.297	29.218	23.439	71.013	72.943								
6	8:38:53.263	1:16.115	24.568	28.837	22.710	81.048	70.640								
7	8:40:10.481	1:17.218	25.805	29.533	21.880	79.700									
8	8:41:26.188	1:15.707	24.538	29.303	21.866	79.230									
(12) Liam ROBERTSON															
1	8:31:45.474			27.617	22.583	79.511	79.511								
2	8:33:01.938	1:16.464	25.991	28.811	21.662	87.153	77.491								
3	8:34:11.738	1:09.800	23.032	26.483	20.285	87.722	79.417								
4	8:35:21.604	1:09.866	23.281	26.700	19.885	86.702	80.081								
5	8:36:46.674	1:25.070	38.011	26.757	20.302	87.494	80.081								
6	8:37:57.297	1:10.623	23.410	26.668	20.545	86.927	81.048								
7	8:39:06.632	1:09.335	22.691	26.681	19.963	86.257									
(28) David TAYLOR															
1	8:32:01.620														
2	8:33:18.316	1:16.696	25.263	34.015	23.017	67.717									
3	8:34:41.675	1:23.359	30.720	29.085	22.348	76.958	73.342								
4	8:35:58.204	1:16.529	26.072	28.556	21.901	77.941	73.342								
5	8:37:36.335	1:38.131		26.709	76.259	19.984									
(44) Robert KERR															

Clerk of the Course.

Sig : Time :
 Chief Timekeeper : Ian Sharp (SMART Timing)

Results available at www.mylaps.com and www.smart-timing.co.uk

Printed: 18/07/2016 18:54:19

Orbits



Qualifying Results



Bulletin No. _____

SMRC Summer Race Meeting

Scottish Fiesta Championship

Knockhill 1.267 miles

Qualifying 1

17/07/2016 08:30

Practice (10:00 Time) started at 8:30:22

Lap	Time of Day	Lap Tm	S1	S2	S3	S3Spd	SFSpd	Lap	Time of Day	Lap Tm	S1	S2	S3	S3Spd	SFSpd
1	8:31:56.379			33.573	24.159	71.543	68.687								
2	8:33:18.085	1:21.706	26.788	31.520	23.398	73.826	69.686								
3	8:34:42.934	1:24.849	29.402	31.535	23.912	75.487	68.758								
4	8:36:04.736	1:21.802	26.234	32.009	23.559	71.773	69.831								
5	8:37:27.699	1:22.963	27.152	32.421	23.390	74.564	66.707								
6	8:39:01.138	1:33.439	28.017	41.716	23.706	72.314	69.470								
7	8:40:22.394	1:21.256	27.128	31.156	22.972	75.317									
8	8:41:43.586	1:21.192	26.903	30.980	23.309	74.897									

Clerk of the Course.

Orbits

Sig : Time :
Chief Timekeeper : Ian Sharp (SMART Timing)

Results available at www.mylaps.com and www.smart-timing.co.uk





SMRC Summer Race Meeting

Scottish Fiesta Championship

Knockhill 1.267 miles

Race 1 - 1st Race

17/07/2016 10:50

Race (12 Laps) started at 10:48:26

POLE POSITION

2 7 Kevin WHYTE 1:06.056
4 55 Stephen WARD 1:07.908
6 18 Barry FARQUHARSON 1:08.945
8 22 Gavin BUTTERWORTH 1:11.149
10 47 Ian HART 1:12.270
12 98 Gordon HASTON 1:14.578
14 81 Graeme CUTHBERT 1:15.707
16 44 Robert KERR 1:21.192

1 1 Wayne MacCAULAY 1:05.049
3 51 Chris MILFORD 1:07.092
5 50 Jim DEANS 1:08.819
7 12 Liam ROBERTSON 1:09.335
9 24 Steven GRAY 1:12.012
11 57 Alec TOWNLEY 1:12.440
13 20 Chris McNEILL 1:15.361
15 28 David TAYLOR 1:16.529

1
2
3
4
5
6
7
8

Clerk of the Course.

Sig : Time :
Chief Timekeeper : Ian Sharp (SMART Timing)

Results available at www.mylaps.com and www.smart-timing.co.uk

Printed: 18/07/2016 18:54:40

Orbits





OFFICIAL FEEDER SERIES

BEATSON'S
BUILDING SUPPLIES

Qualifying Results

Bulletin No. _____



SMRC Summer Race Meeting

Sorted on best lap time

Scottish FF1600 Championship

Knockhill 1.267 miles

Qualifying 2

17/07/2016 08:50

Practice (10:00 Time) started at 8:50:29

Pos	No.	Name	Make/Model	CC	Class Code	Laps	Best Tm	Diff	Best Speed	2nd Best
1	25	Neil MacLENNAN	Ray GR14	1600	FFA	10	1:01.011		74.754	1:01.092
2	33	Jordan GRONKOWSKI	Van Diemen JL012K	1600	FFA	10	1:01.284	0.273	74.421	1:01.336
3	50	Jamie THORBURN	Ray GR15	1600	FFAN	10	1:01.620	0.609	74.016	1:01.628
4	8	Sebastian MELROSE	Ray GR14	1600	FFA	10	1:01.628	0.617	74.006	1:02.077
5	3	Neil BROOME	Swift SC93C	1600	FFB	10	1:01.989	0.978	73.575	1:02.827
6	92	Matthew CHISHOLM	Van Diemen RF92	1600	FFB	10	1:02.067	1.056	73.483	1:02.262
7	71	Matthew COWLEY	Van Dieman JL13	1600	FFAN	10	1:02.559	1.548	72.905	1:02.785
8	30	Steven BARLOW	Ray GR10	1600	FFA	10	1:03.497	2.486	71.828	1:03.741
9	29	Ross HOWE	Van Diemen RF99	1600	FFAN	10	1:03.598	2.587	71.714	1:03.639
10	70	David THORBURN	Ray GR15	1600	FFA	8	1:03.608	2.597	71.702	1:04.224
11	27	David HOURIE	Van Diemen RF90	1600	FFBN	9	1:04.865	3.854	70.313	1:04.944
12	77	Fraser GRAY	Ray GR14	1600	FFA	9	1:05.046	4.035	70.117	1:05.435
13	16	Ivor MAIRS	Mondiale	1600	FFB	9	1:05.357	4.346	69.783	1:05.694
14	22	Fergus MCINTYRE	Ray GR05	1600	FFA	9	1:05.499	4.488	69.632	1:05.689

Announcements

Car No's 27 & 30 - No working transponders - Please fix before racing.

Car No.25 - Selected lap times disallowed - Exceeding track limits.

Clerk of the Course.

Sig : Time :

Chief Timekeeper : Ian Sharp (SMART Timing)

Results available at www.mylaps.com and www.smart-timing.co.uk

Orbits



Printed: 18/07/2016 18:45:29



OFFICIAL FEEDER SERIES

BEATSON'S BUILDING SUPPLIES

Qualifying Results

Bulletin No. _____



SMRC Summer Race Meeting

Scottish FF1600 Championship

Knockhill 1.267 miles

Qualifying 2

17/07/2016 08:50

Practice (10:00 Time) started at 8:50:29

Lap	Time of Day	Lap Tm	S1	S2	S3	S3Spd	SFSpd	Lap	Time of Day	Lap Tm	S1	S2	S3	S3Spd	SFSpd
(25) Neil MacLENNAN															
1	8:51:39.132			24.118	18.540	97.824	89.957	1	8:51:52.258			25.854	18.960	96.558	
2	8:52:41.247	1:02.115	20.351	23.574	18.190	100.011	91.427	2	8:52:57.629	1:05.371	21.178	25.460	18.733	94.252	
3	8:53:42.823	1:01.576	20.183	23.392	18.001	101.218	91.179	3	8:54:01.234	1:03.605	20.933	24.281	18.391	97.399	
4	8:54:44.774	1:01.951	20.158	23.689	18.104	100.611		4	8:55:05.102	1:03.868	20.647	24.379	18.842	98.398	
5	8:55:46.127	1:01.353	20.202	23.207	17.944	99.714	91.427	5	8:56:09.083	1:03.981	20.970	24.157	18.854	99.419	
6	8:56:47.219	1:01.092	19.904	23.248	17.940	99.714	91.677	6	8:57:12.253	1:03.170	20.829	23.985	18.356	100.914	
7	8:57:48.433	1:01.214	20.000	23.197	18.017	99.419		7	8:58:15.443	1:03.190	21.119	23.938	18.133	98.688	
8	8:58:51.795	1:03.362	21.595	23.728	18.039	101.678	92.435	8	8:59:18.348	1:02.905	20.409	24.123	18.373	97.682	
9	8:59:52.806	1:01.011	20.096	23.009	17.906	102.298	92.690	9	9:00:21.133	1:02.785	20.443	24.108	18.234	98.979	
10	9:00:54.279	1:01.473	20.122	23.334	18.017	100.762	91.802	10	9:01:23.692	1:02.559	20.299	23.932	18.328	99.566	
(33) Jordan GRONKOWSKI															
1	8:51:37.319			24.213	18.724	97.824		1	8:51:43.229						
2	8:52:40.336	1:03.017	20.576	23.848	18.593	96.281		2	8:52:49.519	1:06.290					
3	8:53:43.412	1:03.076	20.422	23.899	18.755	97.399		3	8:53:54.829	1:05.310					
4	8:54:45.443	1:02.031	20.294	23.397	18.340	99.566		4	8:54:59.851	1:05.022					
5	8:55:46.911	1:01.468	20.111	23.324	18.033	99.272		5	8:56:04.266	1:04.415					
6	8:56:48.428	1:01.517	20.067	23.227	18.223	99.125		6	8:57:08.741	1:04.475					
7	8:57:49.764	1:01.336	20.175	23.173	17.988	99.566		7	8:58:12.972	1:04.231					
8	8:58:51.048	1:01.284	19.961	23.217	18.106	98.979		8	8:59:18.734	1:05.762					
9	8:59:52.403	1:01.355	20.080	23.186	18.089	98.398		9	9:00:22.475	1:03.741					
10	9:00:54.803	1:02.400	20.200	24.083	18.117	100.762		10	9:01:25.972	1:03.497					
(50) Jamie THORBURN															
1	8:51:37.289			24.711	18.898	96.976	89.957	1	8:51:48.896			26.895	20.006	97.257	89.957
2	8:52:40.612	1:03.323	21.163	23.728	18.432	99.419	91.427	2	8:52:54.675	1:05.779	21.655	25.157	18.967	97.682	
3	8:53:43.522	1:02.910	21.118	23.470	18.322	101.066		3	8:53:59.881	1:05.206	21.222	25.049	18.935	98.254	
4	8:54:46.583	1:03.061	20.893	23.669	18.499	100.310		4	8:55:04.387	1:04.506	21.007	24.772	18.727	98.688	
5	8:55:50.977	1:04.394	21.112	24.686	18.596	97.682		5	8:56:08.162	1:03.775	21.087	24.217	18.471	98.979	
6	8:56:53.329	1:02.352	20.594	23.621	18.137	99.566		6	8:57:12.336	1:04.174	21.110	24.243	18.821	99.714	
7	8:57:55.391	1:02.062	20.319	23.417	18.326	99.125		7	8:58:20.088	1:07.752	21.610	26.063	20.079	84.412	
8	8:58:57.115	1:01.724	20.220	23.360	18.144	99.272		8	8:59:23.727	1:03.639	21.047	24.122	18.470	99.566	
9	8:59:58.743	1:01.628	20.307	23.352	17.969	100.011		9	9:00:27.325	1:03.598	20.817	24.440	18.341	98.688	
10	9:01:00.363	1:01.620	20.137	23.539	17.944	100.310		10	9:01:31.206	1:03.881	21.072	24.217	18.592	100.460	
(8) Sebastian MELROSE															
1	8:51:41.124			24.753	18.616	97.824	89.957	1	8:51:47.430			26.016	21.296	95.868	42.206
2	8:52:44.846	1:03.722	20.955	24.368	18.399	99.125	92.181	2	8:54:46.088	2:58.658	2:12.833	26.189	19.636	96.005	
3	8:53:48.723	1:03.877	21.178	24.144	18.555	99.272		3	8:55:51.763	1:05.675	21.400	25.359	18.916	98.111	
4	8:54:51.462	1:02.739	20.556	23.871	18.312	99.272		4	8:56:56.522	1:04.759	21.107	24.881	18.771	97.967	90.198
5	8:55:55.022	1:03.560	20.627	24.848	18.085	99.419		5	8:58:01.219	1:04.697	21.021	24.707	18.969	98.254	91.055
6	8:56:57.313	1:02.291	20.552	23.749	17.990	100.914	91.928	6	8:59:05.443	1:04.224	20.812	24.710	18.702	97.824	90.198
7	8:58:00.684	1:03.371	20.626	24.459	18.286	99.714		7	9:00:10.421	1:04.978	21.842	24.429	18.707	99.419	91.179
8	8:59:02.793	1:02.109	20.295	23.836	17.978	100.161		8	9:01:14.029	1:03.608	20.633	24.363	18.612	97.540	90.442
9	9:00:04.870	1:02.077	20.197	23.852	18.028	100.460									
10	9:01:06.498	1:01.628	20.140	23.538	17.950	101.066									
(3) Neil BROOME															
1	8:51:57.719			25.947	20.634	94.651	89.002	1	8:51:57.066						
2	8:53:05.846	1:08.127	23.005	25.077	20.045	97.540	88.416	2	8:53:07.889	1:10.823					
3	8:54:12.184	1:06.338	22.017	25.045	19.276	97.540		3	8:54:24.363	1:16.474					
4	8:55:16.231	1:04.047	20.838	24.494	18.715	98.833		4	8:55:32.207	1:07.844					
5	8:56:19.963	1:03.732	20.680	24.602	18.450	98.398		5	8:56:38.540	1:06.333					
6	8:57:23.234	1:03.271	20.629	23.987	18.655	98.254		6	8:57:44.823	1:06.283					
7	8:58:26.156	1:02.922	20.592	23.890	18.440	98.979		7	8:58:49.767	1:04.944					
8	8:59:28.983	1:02.827	20.489	23.742	18.596	98.543		8	8:59:56.967	1:07.200					
9	9:00:30.972	1:01.989	20.213	23.379	18.397	99.566		9	9:01:01.832	1:04.865					
10	9:01:37.178	1:06.206	20.551	23.895	21.760	77.491	90.932								
(92) Matthew CHISHOLM															
1	8:51:54.997			28.246	19.870	90.077		1	8:51:49.545			26.919	21.043	91.677	88.767
2	8:53:03.036	1:08.039	22.580	26.369	19.090	93.726		2	8:52:59.816	1:10.271	23.175	26.786	20.310	93.988	89.836
3	8:54:08.150	1:05.114	21.192	25.035	18.887	98.833		3	8:54:08.866	1:09.050	22.783	26.113	20.154	95.323	89.358
4	8:55:12.292	1:04.142	20.801	24.659	18.682	97.682		4	8:55:16.977	1:08.111	22.509	25.985	19.617	97.682	
5	8:56:15.783	1:03.491	20.764	24.324	18.403	97.399		5	8:56:22.412	1:05.435	21.795	25.206	18.434	98.254	89.957
6	8:57:18.694	1:02.911	20.265	24.210	18.436	98.398		6	8:57:28.899	1:06.487	21.991	25.308	19.188	97.824	
7	8:58:21.398	1:02.704	20.376	24.018	18.310	97.682		7	8:58:34.954	1:06.055	21.733	25.206	19.116	98.688	
8	8:59:27.304	1:05.906	20.566	24.063	21.277	99.419		8	8:59:40.690	1:05.736	21.839	25.149	18.748	97.824	91.303
9	9:00:29.371	1:02.067	20.160	23.669	18.238	99.566		9	9:00:45.736	1:05.046	21.625	24.607	18.814	98.688	91.552
10	9:01:31.633	1:02.262	20.115	23.941	18.206	99.272									
(71) Matthew COWLEY															
1	8:52:17.248							1	8:52:17.248			32.190	23.455	80.081	70.050
2	8:53:34.160	1:16.912	26.626	28.617	21.669	84.946		2	8:53:34.160	1:16.912	26.626	28.617	21.669	84.946	
3	8:54:48.388	1:14.228	24.071	28.507	21.650	82.543		3	8:54:48.388	1:14.228	24.071	28.507	21.650	82.543	
4	8:55:58.167	1:09.779	23.081	26.975	19.723	92.947		4	8:55:58.167	1:09.779	23.081	26.975	19.723	92.947	
5	8:57:05.589	1:07.422	22.466	25.585	19.371	94.252		5	8:57:05.589	1:07.422	22.466	25.585	19.371	94.252	
6	8:58:12.308	1:06.719	22.110	25.138	19.471	92.947		6	8:58:12.308	1:06.719	22.110	25.138	19.471	92.947	

Clerk of the Course.

Sig : _____ Time : _____
Chief Timekeeper : Ian Sharp (SMART Timing)

Results available at www.mylaps.com and www.smart-timing.co.uk

Printed: 18/07/2016 18:47:34

Orbits



OFFICIAL FEEDER SERIES

BEATSON'S
BUILDING SUPPLIES

Qualifying Results

Bulletin No. _____



SMRC Summer Race Meeting

Scottish FF1600 Championship

Knockhill 1.267 miles

Qualifying 2

17/07/2016 08:50

Practice (10:00 Time) started at 8:50:29

Lap	Time of Day	Lap Tm	S1	S2	S3	S3Spd	SFSpd	Lap	Time of Day	Lap Tm	S1	S2	S3	S3Spd	SFSpd
7	8:59:19.409	1:07.101	21.678	26.071	19.352	93.205									
8	9:00:25.103	1:05.694	21.569	24.883	19.242	92.947									
9	9:01:30.460	1:05.357	21.557	24.899	18.901	94.785	85.925								

(22) Fergus MCINTYRE

1	8:51:54.349			28.247	21.116	89.358	85.270								
2	8:53:05.015	1:10.666	22.576	26.902	21.188	83.157	85.379								
3	8:54:14.695	1:09.680	23.393	26.068	20.219	94.385	86.814								
4	8:55:22.228	1:07.533	21.935	25.474	20.124	95.053									
5	8:56:29.671	1:07.443	21.836	25.735	19.872	95.459									
6	8:57:36.410	1:06.739	21.871	25.302	19.566	95.731									
7	8:58:42.099	1:05.689	21.488	24.885	19.316	95.731									
8	8:59:47.598	1:05.499	21.379	24.904	19.216	96.281	88.299								
9	9:00:53.543	1:05.945	21.821	24.876	19.248	97.117	88.299								

Clerk of the Course.

Orbits

Sig : Time :
 Chief Timekeeper : Ian Sharp (SMART Timing)
 Results available at www.mylaps.com and www.smart-timing.co.uk





OFFICIAL FEEDER SERIES

BEATSON'S
BUILDING SUPPLIES

Grid Sheet

Bulletin No. _____



SMRC Summer Race Meeting

Scottish FF1600 Championship	Knockhill 1.267 miles
Race 2 - 1st Race	17/07/2016 11:15
Race (12 Laps) started at 11:11:44	



POLE POSITION

2
33 Jordan GRONKOWSKI 1:01.284
4
8 Sebastian MELROSE 1:01.628
6
92 Matthew CHISHOLM 1:02.067
8
30 Steven BARLOW 1:03.497
10
70 David THORBURN 1:03.608
12
77 Fraser GRAY 1:05.046
14
22 Fergus MCINTYRE 1:05.499

1
25 Neil MacLENNAN 1:01.011
3
50 Jamie THORBURN 1:01.620
5
3 Neil BROOME 1:01.989
7
71 Matthew COWLEY 1:02.559
9
29 Ross HOWE 1:03.598
11
27 David HOURIE 1:04.865
13
16 Ivor MAIRS 1:05.357

1
2
3
4
5
6
7

Clerk of the Course. Orbits

Sig : Time :

Chief Timekeeper : Ian Sharp (SMART Timing)

Results available at www.mylaps.com and www.smart-timing.co.uk





Qualifying Results



Bulletin No. _____

SMRC Summer Race Meeting

Sorted on best lap time

Scottish Classics Championship

Knockhill 1.267 miles

Qualifying 3

17/07/2016 09:05

Practice (10:00 Time) started at 9:05:49

Pos	No.	Name	Make/Model	CC	Class	Laps	Best Tm	Diff	Best Speed	2nd Best
1	77	Tommy GILMARTIN	Morgan +8	3900	CE	9	1:02.583		72.877	1:02.586
2	39	Harry SIMPSON	Ginetta G4R	1851	CG	10	1:02.696	0.113	72.745	1:03.548
3	49	Raymond BOYD	Porsche 911	2998	CD	10	1:03.640	1.057	71.666	1:04.642
4	4	Stan BERNARD	Porsche 911	2994	CD	9	1:06.886	4.303	68.188	1:06.959
5	57	Bruce MITCHELL	Lotus Europa TC	1800	CB	8	1:06.972	4.389	68.101	1:07.927
6	78	Andrew GRAHAM	Triumph TR8	3900	CE	9	1:07.245	4.662	67.824	1:07.398
7	21	Jimmy CROW	Ford Escort	2000	CB	9	1:10.643	8.060	64.562	1:10.677
8	17	Ian DALTRY	Alfa Romeo Alfasud	1494	CA	8	1:11.710	9.127	63.601	1:12.615
9	20	William CONWAY	Mini Clubman GT	1380	CA	8	1:12.865	10.282	62.593	1:13.576
10	35	Ian BLACKLIN	Ford Capri	3000	CD	8	1:12.945	10.362	62.524	1:13.271
11	54	Howard GORDON	MG Midget	1380	CA	8	1:13.113	10.530	62.381	1:13.975
12	13	Alistair BAPTIE	Fiat X1/9	1498	CA	8	1:13.734	11.151	61.855	1:15.937
13	10	Andy WALKER	Mallock Type R	1600	CG	8	1:14.226	11.643	61.445	1:14.765

Announcements

Car No.4 - No working transponder - Please fix before racing.

Clerk of the Course.

Orbits

Sig : Time :
Chief Timekeeper : Ian Sharp (SMART Timing)

Results available at www.mylaps.com and www.smart-timing.co.uk

Printed: 18/07/2016 18:36:39





Qualifying Results



Bulletin No. _____

SMRC Summer Race Meeting

Scottish Classics Championship

Knockhill 1.267 miles

Qualifying 3

17/07/2016 09:05

Practice (10:00 Time) started at 9:05:49

Lap	Time of Day	Lap Tm	S1	S2	S3	S3Spd	SFSpd
(77) Tommy GILMARTIN							
1	9:07:35.464			31.045	22.839	80.465	
2	9:08:51.789	1:16.325	26.526	28.518	21.281	86.368	
3	9:10:00.123	1:08.334	22.252	25.663	20.419	104.043	
4	9:11:05.882	1:05.759	21.531	25.350	18.878	105.020	
5	9:12:10.536	1:04.654	21.418	24.627	18.609	107.201	103.882
6	9:13:14.789	1:04.253	21.088	24.781	18.384	107.890	104.043
7	9:14:18.161	1:03.372	20.649	24.270	18.453	106.183	105.184
8	9:15:20.747	1:02.586	20.211	24.392	17.983	109.474	106.689
9	9:16:23.330	1:02.583	20.347	24.082	18.154	109.653	105.681

(39) Harry SIMPSON							
1	9:07:16.142		26.488	18.801	99.419	95.053	
2	9:08:21.467	1:05.325	21.117	25.132	19.076	103.402	94.919
3	9:09:25.304	1:03.837	20.756	24.721	18.360	103.882	96.281
4	9:10:29.356	1:04.052	21.233	24.402	18.417	103.721	96.697
5	9:11:32.904	1:03.548	20.828	24.252	18.468	104.043	96.281
6	9:12:37.154	1:04.250	21.019	24.778	18.453	104.856	97.540
7	9:13:41.809	1:04.655	20.614	25.129	18.912	103.561	96.836
8	9:14:47.769	1:05.960	22.291	25.852	17.817	104.366	96.697
9	9:15:50.465	1:02.696	20.483	24.105	18.108	104.692	96.697
10	9:17:02.237	1:11.772	20.771	23.987	27.014	102.454	34.239

(49) Raymond BOYD							
1	9:07:05.467		29.767	21.237	90.564	92.181	
2	9:08:11.966	1:06.499	21.901	25.363	19.235	100.460	93.988
3	9:09:17.518	1:05.552	21.808	25.103	18.641	101.678	93.726
4	9:10:24.611	1:07.093	21.470	26.048	19.575	99.714	92.435
5	9:11:30.997	1:06.386	21.724	25.845	18.817	98.543	94.252
6	9:12:36.402	1:05.405	21.780	24.904	18.721	100.762	94.120
7	9:13:41.987	1:05.585	20.948	25.151	19.486	100.914	96.419
8	9:14:47.055	1:05.068	21.977	24.577	18.514	102.611	95.323
9	9:15:50.695	1:03.640	20.604	24.498	18.538	105.184	96.005
10	9:16:55.337	1:04.642	21.522	24.205	18.915	102.142	94.385

(4) Stan BERNARD							
1	9:07:08.962						
2	9:08:18.306	1:09.344					
3	9:09:26.860	1:08.554					
4	9:10:35.639	1:08.779					
5	9:11:43.763	1:08.124					
6	9:12:52.041	1:08.278					
7	9:13:59.000	1:06.959					
8	9:15:06.676	1:07.676					
9	9:16:13.562	1:06.886					

(57) Bruce MITCHELL							
1	9:07:43.384		31.347	24.128	72.081	71.620	
2	9:09:01.784	1:18.400	27.440	30.471	20.489	90.686	90.809
3	9:10:13.231	1:11.447	23.648	28.036	19.763	91.303	86.590
4	9:11:23.228	1:09.997	23.436	26.893	19.668	93.465	88.416
5	9:12:32.109	1:08.881	22.736	26.513	19.632	98.111	92.690
6	9:13:40.036	1:07.927	22.332	26.045	19.550	96.976	91.552
7	9:14:51.887	1:11.851	23.049	28.888	19.914	94.252	86.814
8	9:15:58.859	1:06.972	22.136	25.724	19.112	97.117	90.809

(78) Andrew GRAHAM							
1	9:07:12.774		30.672	23.388	72.785		
2	9:08:22.260	1:09.486	22.955	25.799	20.732	97.824	
3	9:09:31.241	1:08.981	22.920	26.006	20.055	94.385	
4	9:10:38.964	1:07.723	22.430	25.938	19.355	101.832	
5	9:11:46.209	1:07.245	22.196	25.488	19.561	103.402	93.726
6	9:12:53.765	1:07.556	22.428	25.906	19.222	102.298	95.459
7	9:14:01.163	1:07.398	22.088	25.420	19.890	98.979	93.335
8	9:15:08.851	1:07.688	22.076	26.341	19.271	103.084	94.518
9	9:16:16.337	1:07.486	22.509	25.160	19.817	104.043	94.120

(21) Jimmy CROW							
1	9:07:24.164		31.240	21.557	84.625		
2	9:08:37.580	1:13.416	24.518	28.185	20.713	88.416	
3	9:09:49.658	1:12.078	23.602	27.846	20.630	93.857	
4	9:11:00.991	1:11.333	23.157	27.793	20.383	92.690	
5	9:12:12.116	1:11.125	22.996	27.516	20.613	92.308	87.608

6	9:13:22.863	1:10.747	22.957	27.658	20.132	93.726	87.608
7	9:14:33.506	1:10.643	22.978	27.772	19.893	92.054	88.068
8	9:15:44.183	1:10.677	22.964	27.634	20.079	92.690	86.702
9	9:16:59.949	1:15.766	22.882	27.636	25.248	90.686	41.070

(17) Ian DALTRY							
1	9:07:39.330			34.120	26.319	67.649	
2	9:09:10.889	1:31.559	29.421	36.488	25.650	53.902	
3	9:10:37.931	1:27.042	27.028	32.786	27.228	61.623	
4	9:11:55.364	1:17.433	26.854	28.360	22.219	81.146	
5	9:13:09.127	1:13.763	24.190	27.905	21.668	88.767	
6	9:14:21.742	1:12.615	23.744	27.351	21.520	82.747	
7	9:15:33.452	1:11.710	22.982	27.176	21.552	88.183	
8	9:16:52.670	1:19.218	26.732	30.397	22.089	84.412	

(20) William CONWAY							
1	9:07:28.373		33.950	27.345	63.790		
2	9:08:46.442	1:18.069	25.755	29.419	22.895	79.136	
3	9:10:03.354	1:16.912	25.316	28.800	22.796	80.272	
4	9:11:17.380	1:14.026	24.100	28.061	21.865	79.890	73.342
5	9:12:31.441	1:14.061	24.294	28.103	21.664	80.272	73.826
6	9:13:45.017	1:13.576	24.111	27.822	21.643	80.272	74.564
7	9:14:57.882	1:12.865	23.728	27.737	21.400	81.343	74.234
8	9:16:44.801	1:46.919	55.810	29.398	21.711	79.606	73.826

(35) Ian BLACKLIN							
1	9:07:30.244			31.996	23.263	84.200	
2	9:08:46.811	1:16.567	25.511	29.030	22.026	89.716	
3	9:10:00.783	1:13.972	24.013	27.838	22.121	92.054	
4	9:11:14.054	1:13.271	23.614	27.852	21.805	91.677	
5	9:12:28.206	1:14.152	24.160	28.471	21.521	90.442	
6	9:13:43.386	1:15.180	23.738	28.436	23.006	87.722	
7	9:14:56.331	1:12.945	24.080	27.914	20.951	92.947	
8	9:16:15.002	1:18.671	24.487	29.307	24.877	84.732	

(54) Howard GORDON							
1	9:07:28.235			35.775	28.169	57.308	60.676
2	9:08:57.765	1:29.530	30.245	33.298	25.987	64.901	69.686
3	9:10:14.940	1:17.175	25.653	29.679	21.843	83.054	78.765
4	9:11:29.058	1:14.118	23.955	29.095	21.068	84.200	79.043
5	9:12:45.895	1:16.837	24.654	30.288	21.895	79.606	79.511
6	9:13:59.008	1:13.113	23.684	28.212	21.217	85.270	80.176
7	9:15:12.983	1:13.975	23.782	28.479	21.714	85.596	75.064
8	9:16:28.529	1:15.546	25.786	28.411	21.349	86.927	78.214

(13) Alistair BAPTIE							
1	9:07:42.454			31.307	24.951	69.977	
2	9:09:04.587	1:22.133	27.203	31.740	23.190	76.086	
3	9:10:20.524	1:15.937	24.679	28.235	23.023	80.081	
4	9:11:40.131	1:19.607	25.006	32.237	22.364	81.343	
5	9:12:59.270	1:19.139	24.333	31.902	22.904	80.950	
6	9:14:13.004	1:13.734	24.173	28.148	21.413	82.645	
7	9:15:31.764	1:18.760	23.903	30.232	24.625	80.950	
8	9:16:52.301	1:20.537	27.629	31.074	21.834	82.951	

(10) Andy WALKER							
1	9:07:39.360			34.178	25.218	75.742	
2	9:09:01.625	1:22.265	27.721				



SMRC Summer Race Meeting

Scottish Classics Championship

Knockhill 1.267 miles

Race 3 - 1st Race

17/07/2016 11:40

Race (12 Laps) started at 11:36:20

POLE POSITION

2
 39 Harry SIMPSON
 1:02.696

1
 77 Tommy GILMARTIN
 1:02.583

1

4
 4 Stan BERNARD
 1:06.886

3
 49 Raymond BOYD
 1:03.640

2

6
 78 Andrew GRAHAM
 1:07.245

5
 57 Bruce MITCHELL
 1:06.972

3

8
 17 Ian DALTRY
 1:11.710

7
 21 Jimmy CROW
 1:10.643

4

10
 35 Ian BLACKLIN
 1:12.945

9
 20 William CONWAY
 1:12.865

5

12
 13 Alistair BAPTIE
 1:13.734

11
 54 Howard GORDON
 1:13.113

6

13
 10 Andy WALKER
 1:14.226

7

Clerk of the Course.

Sig : Time :

Chief Timekeeper : Ian Sharp (SMART Timing)

Results available at www.mylaps.com and www.smart-timing.co.uk

Printed: 18/07/2016 18:38:16

Orbits



Qualifying Results



Bulletin No. _____

SMRC Summer Race Meeting

Sorted on best lap time

Scottish BMW Compact Cup

Knockhill 1.267 miles

Qualifying 4

17/07/2016 09:25

Practice (10:00 Time) started at 9:20:18

Pos	No.	Name	Make/Model	CC	Class Code	Laps	Best Tm	Diff	Best Speed	2nd Best
1	91	Neil MacINNES	BMW Compact	1900	BMWCN	9	1:06.765		68.312	1:07.314
2	23	David McNAUGHTON	BMW Compact	1900	BMWCC	9	1:06.834	0.069	68.241	1:07.291
3	14	Lee ELRICK	BMW Compact	1900	BMWCN	9	1:06.935	0.170	68.138	1:07.228
4	28	Alistair SMITH	BMW Compact	1900	BMWCN	9	1:06.969	0.204	68.104	1:07.531
5	81	Douglas SIMPSON	BMW Compact	1900	BMWCN	9	1:07.400	0.635	67.668	1:08.092
6	85	Gary CLARK	BMW Compact	1900	BMWCC	9	1:07.733	0.968	67.336	1:07.743
7	72	Cliff HARPER	BMW Compact	1900	BMWCC	9	1:07.997	1.232	67.074	1:08.544
8	35	Martin BUCHAN	BMW Compact	1900	BMWCN	9	1:08.144	1.379	66.929	1:09.023
9	40	Steven GOLDIE	BMW Compact	1900	BMWCN	9	1:08.218	1.453	66.857	1:08.267
10	32	Liam GRANT	BMW Compact	1900	BMWCN	9	1:08.287	1.522	66.789	1:08.318
11	90	Richard SUTHERLAND	BMW Compact	1900	BMWCC	9	1:09.072	2.307	66.030	1:09.353
12	53	Andrew MACKIE	BMW Compact	1900	BMWCN	9	1:09.250	2.485	65.861	1:09.372
13	77	Ashleigh MORRIS	BMW Compact	1900	BMWCC	8	1:09.638	2.873	65.494	1:10.093
14	99	Philip WEBSTER	BMW Compact	1900	BMWCN	8	1:10.828	4.063	64.393	1:11.690
15	55	Gordon McSHANNOCK	BMW Compact	1900	BMWCN	6	1:13.141	6.376	62.357	1:13.444
16	66	Ross JOHNSTONE	BMW Compact	1900	BMWCN	8	1:14.838	8.073	60.943	1:15.846

Announcements

Car No.72 - Selected lap times disallowed - Exceeding track limits.

Clerk of the Course.

Sig : Time :
Chief Timekeeper : Ian Sharp (SMART Timing)

Results available at www.mylaps.com and www.smart-timing.co.uk

Printed: 18/07/2016 18:28:41

Orbits



Qualifying Results



Bulletin No. _____

SMRC Summer Race Meeting

Scottish BMW Compact Cup

Knockhill 1.267 miles

Qualifying 4

17/07/2016 09:25

Practice (10:00 Time) started at 9:20:18

Lap	Time of Day	Lap Tm	S1	S2	S3	S3Spd	SFSpd	Lap	Time of Day	Lap Tm	S1	S2	S3	S3Spd	SFSpd
(91) Neil MacINNES															
1	9:21:48.059			33.832	21.692	84.095	78.857	7	9:29:14.829	1:11.002	25.332	25.166	20.504	88.299	
2	9:22:58.592	1:10.533	22.568	26.817	21.148	86.590	79.323	8	9:30:22.826	1:07.997	22.171	25.303	20.523	87.266	77.941
3	9:24:07.337	1:08.745	22.244	26.034	20.467	88.068		9	9:31:29.900	1:07.074	22.208	24.791	20.075	88.299	78.032
4	9:25:15.566	1:08.229	22.404	25.419	20.406	88.649	79.606	(35) Martin BUCHAN							
5	9:26:23.020	1:07.454	22.013	25.093	20.348	89.002		1	9:21:49.928			33.780	22.225	82.139	
6	9:27:30.918	1:07.898	21.928	25.410	20.560	89.002		2	9:23:00.715	1:10.787	22.968	26.673	21.146	85.379	
7	9:28:39.839	1:08.921	22.131	26.213	20.577	87.380		3	9:24:10.344	1:09.629	22.465	26.167	20.997	86.479	
8	9:29:47.153	1:07.314	21.838	25.121	20.355	89.239	79.795	4	9:25:19.811	1:09.467	22.378	26.300	20.789	86.702	
9	9:30:53.918	1:06.765	21.693	24.863	20.209	89.836	80.755	5	9:26:28.834	1:09.023	22.359	26.104	20.560	86.927	
(23) David McNAUGHTON															
1	9:21:45.369		33.431	21.381	84.306	77.671		6	9:27:36.978	1:08.144	22.083	25.505	20.556	88.183	
2	9:22:54.520	1:09.151	22.541	25.870	20.740	86.702	78.214	7	9:28:47.300	1:10.322	22.171	25.508	22.643	87.722	
3	9:24:03.030	1:08.510	22.356	25.645	20.509	86.927	78.857	8	9:29:57.560	1:10.260	22.544	27.081	20.635	85.706	78.305
4	9:25:11.899	1:08.869	22.300	26.179	20.390	87.722	78.672	9	9:31:19.242	1:21.682	21.936	39.354	20.392	86.479	78.214
5	9:26:19.862	1:07.963	22.147	25.581	20.235	87.952		(40) Steven GOLDIE							
6	9:27:27.153	1:07.291	21.794	25.306	20.191	88.532	79.606	1	9:22:11.587			29.918	22.395	60.078	78.857
7	9:28:37.904	1:10.751	22.244	27.779	20.728	81.639		2	9:23:22.174	1:10.587	22.905	26.892	20.790	87.040	
8	9:29:45.615	1:07.711	22.212	25.380	20.119	89.358	79.700	3	9:24:33.017	1:10.843	22.122	27.639	21.082	87.837	
9	9:30:52.449	1:06.834	21.864	25.069	19.901	89.002	79.606	4	9:25:41.235	1:08.218	22.235	25.667	20.316	89.239	79.890
(14) Lee ELRICK															
1	9:21:46.713		34.561	20.998	84.625			5	9:26:50.682	1:09.447	21.951	26.807	20.689	87.040	
2	9:22:57.365	1:10.652	22.333	27.747	20.572	86.368	78.857	6	9:27:58.949	1:08.267	22.327	25.864	20.076	88.068	79.795
3	9:24:05.996	1:08.631	22.288	25.704	20.639	87.952		7	9:29:08.464	1:09.515	22.305	25.946	21.264	87.837	
4	9:25:14.585	1:08.589	22.333	25.725	20.531	88.299		8	9:30:17.510	1:09.046	22.270	25.951	20.825	88.183	79.230
5	9:26:21.813	1:07.228	22.053	25.039	20.136	88.884		9	9:31:26.172	1:08.662	22.242	25.848	20.572	83.885	80.465
6	9:27:29.104	1:07.291	22.113	24.906	20.272	89.358		(32) Liam GRANT							
7	9:28:36.977	1:07.873	21.943	25.642	20.288	89.239		1	9:21:48.962			33.857	22.179	83.989	78.397
8	9:29:44.675	1:07.698	22.222	25.337	20.139	88.649	79.606	2	9:22:59.936	1:10.974	23.085	26.740	21.149	87.153	79.136
9	9:30:51.610	1:06.935	21.906	24.827	20.202	89.477	79.043	3	9:24:09.965	1:10.029	22.701	26.181	21.147	87.608	79.136
(28) Alistair SMITH															
1	9:22:15.683		32.769	26.591	45.312			4	9:25:19.150	1:09.185	22.284	26.164	20.737	87.722	79.136
2	9:23:25.912	1:10.229	22.868	26.476	20.885	86.814		5	9:26:27.888	1:08.738	22.278	25.926	20.534	88.183	
3	9:24:35.799	1:09.887	22.523	26.696	20.668	86.702		6	9:27:36.243	1:08.355	22.128	25.718	20.509	88.183	
4	9:25:48.265	1:12.466	22.396	29.327	20.743	86.814		7	9:28:44.561	1:08.318	22.025	25.558	20.735	88.416	
5	9:26:57.104	1:08.839	22.171	26.032	20.636	87.153		8	9:29:52.848	1:08.287	22.137	25.750	20.400	88.068	79.700
6	9:28:04.849	1:07.745	21.981	25.413	20.351	88.299		9	9:31:01.214	1:08.366	21.881	25.733	20.752	87.952	79.985
7	9:29:12.988	1:08.139	21.953	25.834	20.352	87.837		(90) Richard SUTHERLAND							
8	9:30:20.519	1:07.531	22.089	25.068	20.374	88.183	79.043	1	9:21:57.964			35.818	23.621	68.338	74.813
9	9:31:27.488	1:06.969	21.798	24.803	20.368	89.716		2	9:23:12.222	1:14.258	24.379	28.174	21.705	79.511	
(81) Douglas SIMPSON															
1	9:21:47.690		33.787	21.745	84.412	77.851		3	9:24:25.296	1:13.074	23.512	28.126	21.436	81.244	
2	9:22:58.258	1:10.568	22.533	26.923	21.112	87.040	78.488	4	9:25:37.414	1:12.118	23.216	27.488	21.414	81.739	
3	9:24:07.763	1:09.505	22.323	26.025	21.157	87.494		5	9:26:50.606	1:13.192	22.728	28.668	21.796	81.048	
4	9:25:17.544	1:09.781	22.577	25.836	21.368	87.837		6	9:28:03.579	1:12.973	24.037	26.602	22.334	83.157	
5	9:26:26.340	1:08.796	21.987	25.519	21.290	88.068		7	9:29:14.184	1:10.605	22.769	26.903	20.933	84.839	
6	9:27:34.457	1:08.117	21.886	25.402	20.829	88.299		8	9:30:23.537	1:09.353	22.289	25.848	21.216	84.306	76.870
7	9:28:43.026	1:08.569	22.042	25.457	21.070	88.068		9	9:31:32.609	1:09.072	22.561	25.831	20.680	84.200	78.123
8	9:29:51.118	1:08.092	22.081	25.187	20.824	89.002	79.417	(53) Andrew MACKIE							
9	9:30:58.518	1:07.400	21.806	25.001	20.593	88.532	79.606	1	9:21:51.505			34.173	22.609	77.581	
(85) Gary CLARK															
1	9:22:10.348		31.335	24.892	51.149			2	9:23:01.702	1:10.197	22.834	26.287	21.076	86.590	
2	9:23:21.644	1:11.296	23.094	27.499	20.703	85.815		3	9:24:11.259	1:09.557	22.431	26.298	20.828	84.732	
3	9:24:31.963	1:10.319	22.063	27.638	20.618	86.479		4	9:25:20.668	1:09.409	22.120	26.462	20.827	84.306	
4	9:25:40.635	1:08.672	22.210	25.891	20.571	87.153		5	9:26:30.073	1:09.405	22.158	26.337	20.910	85.162	
5	9:26:54.505	1:13.870	22.091	29.280	22.499	66.181		6	9:27:39.445	1:09.372	22.592	26.111	20.669	85.162	
6	9:28:02.238	1:07.733	22.161	25.006	20.566	88.299		7	9:28:48.695	1:09.250	22.449	26.072	20.729	86.927	
7	9:29:10.275	1:08.037	22.338	25.037	20.662	87.952		8	9:29:58.538	1:09.843	22.290	26.634	20.919	84.839	
8	9:30:18.018	1:07.743	21.794	25.265	20.684	87.608	79.323	9	9:31:08.093	1:09.555	22.232	26.434	20.889	84.839	
9	9:31:26.087	1:08.069	22.120	25.512	20.437	88.416	78.950	(77) Ashleigh MORRIS							
(72) Cliff HARPER															
1	9:22:14.502		33.187	26.301	48.984	76.607		1	9:22:19.187			34.789	25.554	51.071	
2	9:23:24.510	1:10.008	22.875	26.441	20.692	86.927		2	9:23:32.087	1:12.900	23.671	27.900	21.329	83.780	
3	9:24:34.122	1:09.612	22.463	26.064	21.085	87.494		3	9:24:43.714	1:11.627	23.218	27.383	21.026	85.162	
4	9:25:42.787	1:08.665	22.585	25.663	20.417	88.068		4	9:25:54.708	1:10.994	22.869	26.750	21.375	86.368	
5	9:26:51.331	1:08.544	22.265	25.516	20.763	88.299		5	9:27:05.242	1:10.534	22.871	26.534	21.129	86.146	
6	9:28:03.827	1:12.496	22.271	25.528	24.697	89.002		6	9:28:15.953	1:10.711	23.785	26.089	20.837	86.702	
(99) Philip WEBSTER															
1	9:22:06.214							7	9:29:26.046	1:10.093	22.666	26.050	21.377	86.927	
2	9:23:27.617	1:21.403	26.902	31.143	23.358	66.907		8	9:30:35.684	1:09.638	22.712	26.150	20.776	86.590	78.672
3	9:24:41.750	1:14.133	23.685	28.659	21.789	83.157		(90) Richard SUTHERLAND							
4	9:25:55.375	1:13.625	23.096	27.731				1	9:21:57.964						



SMRC Summer Race Meeting

Scottish BMW Compact Cup

Knockhill 1.267 miles

Qualifying 4

17/07/2016 09:25

Practice (10:00 Time) started at 9:20:18

Lap	Time of Day	Lap Tm	S1	S2	S3	S3Spd	SFSpd	Lap	Time of Day	Lap Tm	S1	S2	S3	S3Spd	SFSpd
5	9:27:07.216	1:11.841	23.390	27.047	21.404	85.596									
6	9:28:18.044	1:10.823	23.021	26.525	21.282	86.035									
7	9:29:29.950	1:11.906	22.923	27.293	21.690	84.839									
8	9:30:41.640	1:11.690	23.270	27.401	21.019	84.946	79.700								
(55) Gordon McSHANNOCK															
1	9:21:51.463			35.168	22.770	78.765	74.730								
2	9:23:04.604	1:13.141	23.823	27.913	21.405	83.467	75.914								
3	9:26:57.001	3:52.397	23.097	3:04.796	24.504	67.649									
4	9:28:11.350	1:14.349	24.393	28.135	21.821	82.341									
5	9:29:34.589	1:23.239	23.627	27.606	32.006	83.675	73.826								
6	9:30:48.033	1:13.444	23.815	27.713	21.916	83.157	76.345								
(66) Ross JOHNSTONE															
1	9:22:01.023			34.947	25.085	63.912	73.102								
2	9:23:17.771	1:16.748	25.246	29.247	22.255	81.244									
3	9:24:33.896	1:16.125	23.526	30.050	22.549	81.839									
4	9:25:49.899	1:16.003	24.008	29.565	22.430	83.363	75.828								
5	9:27:04.737	1:14.838	23.582	29.130	22.126	83.467									
6	9:28:45.384	1:40.647	24.760	51.370	24.517	78.123									
7	9:30:01.230	1:15.846	24.133	29.391	22.322	80.950	74.234								
8	9:31:17.836	1:16.606	25.060	29.651	21.895	82.442	74.813								

Clerk of the Course.

Orbits

Sig : Time :
Chief Timekeeper : Ian Sharp (SMART Timing)

Results available at www.mylaps.com and www.smart-timing.co.uk





SMRC Summer Race Meeting

Scottish BMW Compact Cup

Knockhill 1.267 miles

Race 4 - 1st Race

17/07/2016 12:05

Race (12 Laps) started at 12:00:26

POLE POSITION

2 23 David McNAUGHTON 1:06.834
4 28 Alistair SMITH 1:06.969
6 85 Gary CLARK 1:07.733
8 35 Martin BUCHAN 1:08.144
10 32 Liam GRANT 1:08.287
12 53 Andrew MACKIE 1:09.250
14 99 Philip WEBSTER 1:10.828
16 66 Ross JOHNSTONE 1:14.838

1 91 Neil MacINNES 1:06.765
3 14 Lee ELRICK 1:06.935
5 81 Douglas SIMPSON 1:07.400
7 72 Cliff HARPER 1:07.997
9 40 Steven GOLDIE 1:08.218
11 90 Richard SUTHERLAND 1:09.072
13 77 Ashleigh MORRIS 1:09.638
15 55 Gordon McSHANNOCK 1:13.141

1
2
3
4
5
6
7
8

Clerk of the Course.

Sig : Time :

Chief Timekeeper : Ian Sharp (SMART Timing)

Results available at www.mylaps.com and www.smart-timing.co.uk

Printed: 18/07/2016 18:32:44

Orbits



Qualifying Results



Bulletin No. _____

SMRC Summer Race Meeting

Sorted on best lap time

Scottish Legends Championship

Knockhill 1.267 miles

Familiarisation - Q5

17/07/2016 09:40

Practice (6 Laps) started at 9:36:12

Pos	No.	Name	Make/Model	CC	Class Code	Laps	Best Tm	Diff	Best Speed	2nd Best
1	1	John PATERSON	Ford Coupe	1250	L	6	1:05.199		69.953	1:05.576
2	37	Ivor GREENWOOD	Ford Coupe	1250	L	6	1:05.644	0.445	69.478	1:05.803
3	71	Ryan McLEISH	Ford Coupe	1250	L R	6	1:05.793	0.594	69.321	1:06.117
4	22	Ben MASON	Ford Coupe	1250	L	6	1:06.038	0.839	69.064	1:06.663
5	46	Ross McCULLOCH	Ford Coupe	1250	L R	6	1:07.199	2.000	67.871	1:07.241
6	7	Dave NEWALL	Ford Coupe	1250	LT	6	1:08.052	2.853	67.020	1:08.575
7	38	Pino PALAZZO	Ford Sedan	1250	L	6	1:08.392	3.193	66.687	1:08.549
8	68	Scott HYNDS	Ford Coupe	1250	L	6	1:08.753	3.554	66.337	1:09.073
9	18	Gary LYNCH	Ford Coupe	1250	L	6	1:08.828	3.629	66.264	1:10.716
10	52	Stewart BLACK	Ford Coupe	1250	L	6	1:09.229	4.030	65.880	1:09.555
11	17	Billy WAIT	37 Ford	1250	L	6	1:09.365	4.166	65.751	1:10.140
12	88	Jeff PRITCHARD	Ford Coupe	1200	L	6	1:10.284	5.085	64.892	1:10.950
13	77	Allan CLARKE	Ford Coupe	1250	L R	6	1:12.268	7.069	63.110	1:13.424
14	85	Mark BEATY	Ford Coupe	1250	L R	6	1:12.363	7.164	63.027	1:12.392
15	4	Colin McNEILL	Ford Coupe	1250	L	6	1:13.073	7.874	62.415	1:13.776

Clerk of the Course.

Orbits

Sig : Time :
Chief Timekeeper : Ian Sharp (SMART Timing)
Results available at www.mylaps.com and www.smart-timing.co.uk



Printed: 18/07/2016 18:58:32



SMRC Summer Race Meeting

Scottish Legends Championship

Knockhill 1.267 miles

Familiarisation - Q5

17/07/2016 09:40

Practice (6 Laps) started at 9:36:12

Lap	Time of Day	Lap Tm	S1	S2	S3	S3Spd	SFSpd	Lap	Time of Day	Lap Tm	S1	S2	S3	S3Spd	SFSpd
(1) John PATERSON															
1	9:37:28.568			26.886	20.021	92.690	89.120	1	9:37:51.588			27.151	20.841	88.649	83.675
2	9:38:34.144	1:05.576	21.510	24.521	19.545	94.385	89.002	2	9:39:01.310	1:09.722	22.865	26.323	20.534	89.716	83.675
3	9:39:39.343	1:05.199	21.178	24.449	19.572	94.518	89.477	3	9:40:11.361	1:10.051	22.399	27.263	20.389	92.435	84.839
4	9:40:46.058	1:06.715	22.413	24.702	19.600	93.988	87.952	4	9:41:22.211	1:10.850	23.136	26.884	20.830	91.303	84.518
5	9:41:51.656	1:05.598	21.549	24.599	19.450	93.595	88.416	5	9:42:31.440	1:09.229	22.536	26.053	20.640	92.308	84.200
6	9:42:57.772	1:06.116	21.852	24.443	19.821	93.988	88.068	6	9:43:40.995	1:09.555	22.834	25.889	20.832	89.477	82.645
(37) Ivor GREENWOOD															
1	9:37:30.840			26.275	19.621	91.802		1	9:37:52.268			27.425	20.884	89.002	
2	9:38:38.350	1:07.510	21.917	25.856	19.737	94.385	91.303	2	9:39:01.633	1:09.365	22.921	25.713	20.731	93.726	
3	9:39:43.994	1:05.644	21.424	24.931	19.289	93.595	90.809	3	9:40:12.131	1:10.498	22.700	27.239	20.559	93.076	
4	9:40:49.854	1:05.860	21.672	24.825	19.363	93.988	90.077	4	9:41:23.876	1:11.745	23.300	28.038	20.407	90.686	
5	9:41:55.657	1:05.803	21.579	24.700	19.524	93.205	90.320	5	9:42:34.016	1:10.140	22.919	26.776	20.445	90.564	
6	9:43:02.570	1:06.913	21.780	24.879	20.254	92.690	88.299	6	9:43:46.134	1:12.118	22.788	25.858	23.472	72.081	
(71) Ryan McLEISH															
1	9:37:34.025			27.099	20.170	91.303	85.596	1	9:37:38.011			30.060	20.748	90.320	
2	9:38:40.166	1:06.141	21.828	24.316	19.997	92.818	87.266	2	9:38:48.961	1:10.950	23.381	27.031	20.538	91.179	
3	9:39:46.538	1:06.372	21.410	24.980	19.982	92.181	86.368	3	9:40:01.222	1:12.261	23.013	28.700	20.548	89.239	
4	9:40:53.511	1:06.973	22.461	24.847	19.665	92.181	86.702	4	9:41:13.122	1:11.900	22.786	27.560	21.554	85.706	
5	9:41:59.304	1:05.793	21.540	24.226	20.027	91.427	86.146	5	9:42:23.406	1:10.284	23.497	26.371	20.416	90.932	
6	9:43:05.421	1:06.117	21.697	24.246	20.174	91.427	85.379	6	9:43:36.929	1:13.523	23.424	27.654	22.445	80.853	86.479
(22) Ben MASON															
1	9:37:35.967			27.786	20.573	91.802		1	9:37:40.158						
2	9:38:43.524	1:07.557	22.539	25.165	19.853	92.947		2	9:38:55.589	1:15.431					
3	9:39:50.187	1:06.663	21.940	24.864	19.859	92.690		3	9:40:09.041	1:13.452					
4	9:40:56.225	1:06.038	21.925	24.565	19.548	93.988		4	9:41:23.070	1:14.029					
5	9:42:03.907	1:07.682	22.911	24.900	19.871	92.308		5	9:42:35.338	1:12.268					
6	9:43:11.479	1:07.572	22.568	24.656	20.348	92.308		6	9:43:48.762	1:13.424					
(46) Ross McCULLOCH															
1	9:37:41.241			28.892	21.299	90.686	89.957	1	9:37:43.363			28.936	22.328	89.716	86.368
2	9:38:51.636	1:10.395	24.031	25.899	20.465	93.857	89.716	2	9:38:58.933	1:15.570	25.345	28.185	22.040	91.677	87.040
3	9:40:00.349	1:08.713	22.335	26.245	20.133	88.767	89.716	3	9:40:12.705	1:13.772	24.028	27.848	21.896	92.435	86.927
4	9:41:07.548	1:07.199	22.286	25.097	19.816	93.988	89.836	4	9:41:25.732	1:13.027	23.488	28.243	21.296	91.179	87.040
5	9:42:14.789	1:07.241	22.279	25.274	19.688	93.205	90.442	5	9:42:38.124	1:12.392	24.029	27.029	21.334	89.239	85.487
6	9:43:22.303	1:07.514	22.183	24.878	20.453	93.335	87.380	6	9:43:50.487	1:12.363	24.190	26.727	21.446	89.239	84.412
(7) Dave NEWALL															
1	9:37:29.351			26.800	20.224	95.188	89.957	1	9:37:40.158			30.107	22.294	86.035	85.706
2	9:38:38.703	1:09.352	23.033	26.311	20.008	95.459	92.308	2	9:38:57.860	1:16.870	25.394	29.790	21.686	84.732	88.068
3	9:39:46.755	1:08.052	22.313	25.408	20.331	93.595	91.802	3	9:40:10.933	1:13.073	24.322	27.961	20.790	91.928	88.299
4	9:40:58.257	1:11.502	22.240	25.466	23.796	96.558	90.564	4	9:41:27.219	1:16.286	24.284	29.388	22.614	83.260	85.925
5	9:42:06.832	1:08.575	22.945	25.207	20.423	94.651	89.002	5	9:42:40.995	1:13.776	23.974	28.219	21.583	87.040	83.571
6	9:43:16.640	1:09.808	23.405	25.593	20.810	93.726	88.532	6	9:43:56.213	1:15.218	24.740	28.767	21.711	86.702	86.257
(38) Pino PALAZZO															
1	9:37:45.009			28.190	21.879	83.157		1	9:37:45.009						
2	9:38:58.040	1:13.031	24.195	28.105	20.731	94.385		2	9:38:58.040	1:13.031	24.195	28.105	20.731	94.385	
3	9:40:09.701	1:11.661	22.846	28.246	20.569	93.205		3	9:40:09.701	1:11.661	22.846	28.246	20.569	93.205	
4	9:41:21.423	1:11.722	23.968	27.453	20.301	91.427		4	9:41:21.423	1:11.722	23.968	27.453	20.301	91.427	
5	9:42:29.815	1:08.392	22.659	25.986	19.747	91.677		5	9:42:29.815	1:08.392	22.659	25.986	19.747	91.677	
6	9:43:38.364	1:08.549	22.816	25.645	20.088	92.181		6	9:43:38.364	1:08.549	22.816	25.645	20.088	92.181	
(68) Scott HYNDIS															
1	9:37:44.216			28.769	21.860	86.814		1	9:37:44.216						
2	9:38:56.191	1:11.975	24.295	27.260	20.420	92.435		2	9:38:56.191	1:11.975	24.295	27.260	20.420	92.435	
3	9:40:07.949	1:11.758	23.877	27.604	20.277	91.055		3	9:40:07.949	1:11.758	23.877	27.604	20.277	91.055	
4	9:41:18.274	1:10.325	22.959	26.221	21.145	89.716		4	9:41:18.274	1:10.325	22.959	26.221	21.145	89.716	
5	9:42:27.027	1:08.753	22.883	25.524	20.346	90.809		5	9:42:27.027	1:08.753	22.883	25.524	20.346	90.809	
6	9:43:36.100	1:09.073	22.857	25.683	20.533	91.427		6	9:43:36.100	1:09.073	22.857	25.683	20.533	91.427	
(18) Gary LYNCH															
1	9:37:42.077			29.118	22.917	88.884		1	9:37:42.077						
2	9:38:56.713	1:14.636	24.745	28.832	21.059	91.303	89.596	2	9:38:56.713	1:14.636	24.745	28.832	21.059	91.303	89.596
3	9:40:09.585	1:12.872	23.697	28.217	20.958	90.442		3	9:40:09.585	1:12.872	23.697	28.217	20.958	90.442	
4	9:41:21.898	1:12.313	23.752	27.644	20.917	90.686	87.952	4	9:41:21.898	1:12.313	23.752	27.644	20.917	90.686	87.952
5	9:42:30.726	1:08.828	22.552	25.921	20.355	93.335	87.494	5	9:42:30.726	1:08.828	22.552	25.921	20.355	93.335	87.494
6	9:43:41.442	1:10.716	23.747	26.439	20.530	91.802	87.722	6	9:43:41.442	1:10.716	23.747	26.439	20.530	91.802	87.722
(52) Stewart BLACK															

Clerk of the Course.

Orbits

Sig : Time :
 Chief Timekeeper : Ian Sharp (SMART Timing)
 Results available at www.mylaps.com and www.smart-timing.co.uk



Qualifying Results



Bulletin No. _____

SMRC Summer Race Meeting

Sorted on best lap time

Scottish Saloons & Sportscars Championship

Knockhill 1.267 miles

Qualifying 6

17/07/2016 10:00

Practice (10:00 Time) started at 9:53:02

Pos	No.	Name	Make/Model	CC	Class	Laps	Best Tm	Diff	Best Speed	2nd Best
1	1	Ian DONALDSON	Misubishi Evo 9	2000	A1	7	56.438		80.812	57.675
2	79	Paul BRYDON	BMW M3	3200T	A2	9	58.451	2.013	78.028	59.313
3	29	Robert DRUMMOND	Ford Escort Cosworth	2000	A1	9	1:00.023	3.585	75.985	1:00.395
4	51	Roddie PATERSON	Caterham	2300	A3	9	1:00.050	3.612	75.951	1:00.842
5	69	Thomson McINTYRE	Subaru Impreza	2000	B1	9	1:00.116	3.678	75.867	1:00.743
6	89	William ROBSON	Ford Focus RS	2500	B1	9	1:01.286	4.848	74.419	1:02.277
7	63	Graham ROBERTSON	BMW E46 M3	3200	A2	9	1:02.197	5.759	73.329	1:02.511
8	80	Iain SINCLAIR	Westfield	1998	B2	9	1:02.724	6.286	72.713	1:03.152
9	23	Brian MELDRUM	Seat Leon Sport	2000	B1	9	1:02.796	6.358	72.629	1:03.447
10	28	Scott TOLLAN	Escort Cosworth	2000	A1	8	1:05.703	9.265	69.416	1:09.485
11	59	Gary WAIT	Ford Sierra Cosworth	2000	A2	8	1:09.550	13.112	65.576	1:11.109

Announcements

Car No's 28 & 51 - No working transponders - Please fix before racing.

Clerk of the Course.

Orbits

Sig :

Time :

Chief Timekeeper : Ian Sharp (SMART Timing)

Results available at www.mylaps.com and www.smart-timing.co.uk

Printed: 18/07/2016 19:02:11





SMRC Summer Race Meeting

Scottish Saloons & Sportscars Championship

Knockhill 1.267 miles

Qualifying 6

17/07/2016 10:00

Practice (10:00 Time) started at 9:53:02

Lap	Time of Day	Lap Tm	S1	S2	S3	S3Spd	SFSpd	Lap	Time of Day	Lap Tm	S1	S2	S3	S3Spd	SFSpd
(1) Ian DONALDSON															
1	9:54:33.525			29.948	21.561	79.043		(80) Iain SINCLAIR							
2	9:55:40.033	1:06.508	23.646	24.735	18.127	117.526		1	9:54:56.215			31.784	23.307	71.467	79.985
3	9:56:37.745	57.712	19.295	21.883	16.534	120.265		2	9:56:14.643	1:18.428	25.059	29.911	23.458	83.467	77.135
4	9:57:35.420	57.675	18.909	21.408	17.358	121.352		3	9:57:27.214	1:12.571	24.462	26.802	21.307	88.068	86.927
5	9:58:47.507	1:12.087	19.991	31.733	20.363	64.776		4	9:58:35.148	1:07.934	22.568	25.429	19.937	95.188	89.716
6	9:59:43.945	56.438	18.747	21.317	16.374	120.697		5	9:59:40.913	1:05.765	22.285	24.540	18.940	98.398	92.947
7	10:00:43.160	59.215	18.762	21.236	19.217	121.572	32.832	6	10:00:46.699	1:05.786	22.238	24.524	19.024	98.543	90.932
(79) Paul BRYDON															
1	9:54:51.510			32.079	23.139	73.583	88.649	7	10:01:50.875	1:04.176	21.429	24.224	18.523	99.419	93.335
2	9:55:59.397	1:07.887	22.756	25.631	19.500	103.242	101.987	8	10:02:53.599	1:02.724	20.819	23.548	18.357	101.524	92.181
3	9:57:03.202	1:03.805	21.256	24.041	18.508	108.238	104.529	9	10:03:56.751	1:03.152	21.194	23.553	18.405	100.460	92.947
4	9:58:07.332	1:04.130	20.623	25.368	18.139	108.941	105.848	(23) Brian MELDRUM							
5	9:59:08.927	1:01.595	20.552	23.542	17.501	114.323	106.015	1	9:54:37.381			28.907	22.114	87.608	95.868
6	10:00:10.901	1:01.974	21.358	22.901	17.715	114.714	103.721	2	9:55:46.846	1:09.465	23.041	26.211	20.213	98.254	96.836
7	10:01:10.681	59.780	20.004	22.588	17.188	115.504	105.349	3	9:56:55.183	1:08.337	22.877	25.586	19.874	101.066	97.257
8	10:02:09.994	59.313	19.448	22.207	17.658	115.504	104.366	4	9:58:02.809	1:07.626	22.736	25.655	19.235	102.611	
9	10:03:08.445	58.451	19.328	22.109	17.014	115.903	106.351	5	9:59:07.900	1:05.091	22.038	24.445	18.608	106.183	
(29) Robert DRUMMOND															
1	9:54:43.539			29.671	21.004	77.402	94.120	6	10:00:12.216	1:04.316	21.890	24.174	18.252	107.201	
2	9:56:00.027	1:16.488	25.423	28.618	22.447	84.518	93.726	7	10:01:15.012	1:02.796	21.009	23.555	18.232	106.520	
3	9:57:09.331	1:09.304	23.388	26.847	19.069	91.928	114.323	8	10:02:18.459	1:03.447	20.917	24.015	18.515	105.681	
4	9:58:14.735	1:05.404	21.688	25.930	17.786	102.454	114.129	9	10:03:22.412	1:03.953	21.194	24.097	18.662	105.515	
5	9:59:16.983	1:02.248	20.713	23.665	17.870	110.374	111.474	(28) Scott TOLLAN							
6	10:00:18.443	1:01.460	20.720	23.389	17.351	110.922	119.835	1	9:54:54.758						
7	10:01:18.923	1:00.480	20.179	23.063	17.238	110.374	116.709	2	9:56:12.361	1:17.603					
8	10:02:19.318	1:00.395	20.386	23.129	16.880	109.118	115.107	3	9:57:27.912	1:15.551					
9	10:03:19.341	1:00.023	20.818	22.420	16.785	107.201	118.356	4	9:58:40.833	1:12.921					
(51) Roddie PATERSON															
1	9:54:32.081							5	9:59:50.318	1:09.485					
2	9:55:40.681	1:08.600						6	10:01:01.207	1:10.889					
3	9:56:46.509	1:05.828						7	10:02:11.948	1:10.741					
4	9:57:49.580	1:03.071						8	10:03:17.651	1:05.703					
5	9:58:51.709	1:02.129						(59) Gary WAIT							
6	9:59:52.551	1:00.842						1	9:54:56.949			30.160	22.957		
7	10:00:52.601	1:00.050						2	9:56:13.573	1:16.624	25.338	29.645	21.641	88.416	
8	10:02:48.273	1:55.672						3	9:57:24.682	1:11.109	24.196	26.964	19.949	95.053	
9	10:04:37.183	1:48.910						4	9:58:34.232	1:09.550	22.436	26.631	20.483		
(69) Thomson McINTYRE															
1	9:54:44.579			29.212	21.532	81.540		5	9:59:47.508	1:13.276			25.055	86.146	
2	9:55:48.969	1:04.390	22.407	24.275	17.708	110.193		6	10:00:59.644	1:12.136			20.377		
3	9:56:54.682	1:05.713	21.592	25.000	19.121	102.454		7	10:02:11.638	1:11.994			23.534	85.815	
4	9:57:56.250	1:01.568	20.877	23.287	17.404	109.118		8	10:04:01.700	1:50.062	1:06.107	24.689	19.266		
5	9:58:56.993	1:00.743	20.446	22.818	17.479	113.166		(89) William ROBSON							
6	10:00:00.072	1:03.079	21.009	23.266	18.804	105.681		1	9:54:35.206			29.114	21.638	88.068	98.979
7	10:01:05.173	1:05.101	21.996	24.685	18.420	99.125		2	9:55:43.696	1:08.490	23.296	26.179	19.015	107.717	97.540
8	10:02:05.289	1:00.116	20.227	22.680	17.209	109.653		3	9:56:49.057	1:05.361	21.763	24.519	19.079	109.118	98.688
9	10:03:16.590	1:11.301	22.640	26.679	21.982	80.465		4	9:57:53.173	1:04.116	21.409	24.119	18.588	108.764	99.125
(63) Graham ROBERTSON															
1	9:54:33.275			30.810	21.952	75.657	90.564	5	9:58:56.839	1:03.666	21.451	23.804	18.411	109.118	98.254
2	9:55:42.632	1:09.357	23.290	26.028	20.039	100.011	92.308	6	9:59:59.116	1:02.277	20.690	23.521	18.066	107.717	99.125
3	9:56:48.341	1:05.709	21.789	24.817	19.103	100.611	93.465	7	10:01:01.503	1:02.387	20.569	23.368	18.450	108.064	99.125
4	9:57:52.390	1:04.049	21.237	24.212	18.600	103.242	93.988	8	10:02:04.429	1:02.926	20.399	24.743	17.784	108.064	99.714
5	9:58:55.228	1:02.838	20.795	23.638	18.405	103.242	95.053	9	10:03:05.715	1:01.286	20.354	23.078	17.854	108.588	100.161
6	9:59:57.425	1:02.197	20.548	23.325	18.324	104.204	94.518								
7	10:00:59.936	1:02.511	20.400	23.612	18.499	102.926	93.988								
8	10:02:12.227	1:12.291	21.073	29.266	21.952	71.164	83.467								

Clerk of the Course.

Sig : _____ Time : _____
 Chief Timekeeper : Ian Sharp (SMART Timing)

Results available at www.mylaps.com and www.smart-timing.co.uk

Orbits





SMRC Summer Race Meeting

Scottish Saloons & Sportscars Championship

Knockhill 1.267 miles

Race 6 - 1st Race

17/07/2016 12:50

Race (12 Laps) started at 12:46:55

POLE POSITION

2 79 Paul BRYDON 58.451
4 51 Roddie PATERSON 1:00.050
6 89 William ROBSON 1:01.286
8 80 Iain SINCLAIR 1:02.724
10 28 Scott TOLLAN 1:05.703

1 1 Ian DONALDSON 56.438
3 29 Robert DRUMMOND 1:00.023
5 69 Thomson McINTYRE 1:00.116
7 63 Graham ROBERTSON 1:02.197
9 23 Brian MELDRUM 1:02.796
11 59 Gary WAIT 1:09.550

1
2
3
4
5
6

Clerk of the Course.

Sig : Time :
Chief Timekeeper : Ian Sharp (SMART Timing)

Results available at www.mylaps.com and www.smart-timing.co.uk

Orbits



SMRC Summer Race Meeting

Sorted on best lap time

Celtic Speed Mini Cooper Cup

Knockhill 1.267 miles

Qualifying 7

17/07/2016 10:15

Practice (10:00 Time) started at 10:10:16

Pos	No.	Name	Make/Model	CC	Class Code	Laps	Best Tm	Diff	Best Speed	2nd Best
1	99	Adam MORGAN	Mini Cooper	1600	Guest	9	1:03.519		71.803	1:03.651
2	11	Morgan MURRAY	Mini Cooper	1600	SM	10	1:03.619	0.100	71.690	1:03.662
3	23	Ian MUNRO	Mini Cooper	1600	SM	10	1:03.670	0.151	71.632	1:03.700
4	87	Paul BELL	Mini Cooper	1600	SM	9	1:03.675	0.156	71.627	1:04.039
5	8	Hannah CHAPMAN	Mini Cooper	1600	SM L	9	1:03.719	0.200	71.577	1:03.807
6	33	Dylan O'DONNELL	Mini Cooper	1600	SMN	9	1:03.730	0.211	71.565	1:04.281
7	91	Robbie DALGLEISH	Mini Cooper	1600	SMN	9	1:03.744	0.225	71.549	1:03.863
8	61	Malcolm McNAB	Mini Cooper	1600	SM	9	1:03.841	0.322	71.441	1:04.110
9	67	Mark GERAGHTY	Mini Cooper	1600	SMN	9	1:04.019	0.500	71.242	1:04.361
10	4	Dominic WHEATLEY	Mini Cooper	1600	SMN	10	1:04.155	0.636	71.091	1:04.160
11	89	Shane STONEY	Mini Cooper	1600	SM	10	1:04.202	0.683	71.039	1:04.310
12	75	Michael COURTS	Mini Copper	1600	SM	9	1:04.240	0.721	70.997	1:04.675
13	98	Brandon WALSH	Mini Cooper	1600	SMN	9	1:04.279	0.760	70.954	1:04.693
14	30	Callum DRYBURGH	Mini Cooper	1600	SM	9	1:04.301	0.782	70.930	1:04.864
15	24	John DUNCAN	Mini Cooper	1600	SMN	9	1:04.430	0.911	70.788	1:04.752
16	51	Chris MILFORD	Mini Cooper	1600	SM	7	1:04.439	0.920	70.778	1:04.696
17	10	Neal ROBERTSON	Mini Cooper	1600	SMN	8	1:04.485	0.966	70.727	1:05.100
18	12	Allan PATERSON	Mini Cooper	1600	SMN	9	1:04.532	1.013	70.676	1:04.667
19	7	Jonny DREELAN	Mini Cooper	1600	SMN	7	1:04.549	1.030	70.657	1:04.897
20	9	Mark McGEOUGH	Mini Cooper	1600	SMN	9	1:04.555	1.036	70.650	1:04.584
21	47	Reis ROBERTSON	Mini Cooper	1600	SMN	10	1:04.600	1.081	70.601	1:04.692
22	5	Des WHEATLEY	Mini Cooper	1600	SM	10	1:04.600	1.081	70.601	1:04.932
23	3	Jock BORTHWICK	Mini Cooper	1600	SM	8	1:04.732	1.213	70.457	1:04.810
24	6	Daniel DREELAN	Mini Cooper	1600	SM	8	1:04.806	1.287	70.377	1:04.955
25	96	Taelor SHAND	Mini Cooper	1600	SMN L	9	1:04.863	1.344	70.315	1:05.408
26	26	William BLAKE	Mini Cooper	1600	SM	9	1:05.135	1.616	70.021	1:05.161
27	52	Simon HOLDERNESS	Mini Cooper	1600	SMN	9	1:05.343	1.824	69.798	1:05.956
28	50	Andrew BELL	Mini Cooper	1600	SMN	8	1:06.655	3.136	68.425	1:07.009

Announcements

Car No's 23 & 61 - Selected lap times disallowed - Exceeding track limits.

Clerk of the Course.

Orbits

Sig : Time :
 Chief Timekeeper : Ian Sharp (SMART Timing)
 Results available at www.mylaps.com and www.smart-timing.co.uk



SMRC Summer Race Meeting

Celtic Speed Mini Cooper Cup

Knockhill 1.267 miles

Qualifying 7

17/07/2016 10:15

Practice (10:00 Time) started at 10:10:16

Lap	Time of Day	Lap Tm	S1	S2	S3	S3Spd	SFSpd	Lap	Time of Day	Lap Tm	S1	S2	S3	S3Spd	SFSpd									
(99) Adam MORGAN																								
1	10:11:46.430			25.503	21.452	83.260		5	10:16:03.660	1:04.354	21.090	23.744	19.520	86.146										
2	10:12:52.833	1:06.403	21.693	24.330	20.380	85.270		6	10:17:10.440	1:06.780	22.598	24.038	20.144	85.487										
3	10:13:58.626	1:05.793	21.324	24.595	19.874	85.162		7	10:18:14.184	1:03.744	20.712	23.616	19.416	86.257										
4	10:15:02.518	1:03.892	20.799	23.665	19.428	86.257		8	10:19:18.047	1:03.863	20.806	23.572	19.485	86.368										
5	10:16:06.169	1:03.651	20.438	23.651	19.562	87.266		9	10:20:22.032	1:03.985	20.650	23.745	19.590	85.162										
6	10:17:11.101	1:04.932	20.650	24.373	19.909	87.608		(61) Malcolm McNAB																
7	10:18:16.468	1:05.367	21.439	23.717	20.211	86.814		1	10:11:46.144			25.192	20.392	84.839										
8	10:19:20.596	1:04.128	20.587	23.957	19.584	84.732		2	10:12:51.262	1:05.118	21.343	24.050	19.725	85.596										
9	10:20:24.115	1:03.519	20.460	23.651	19.408	86.146		3	10:13:56.262	1:05.000	21.132	24.217	19.651	84.946										
(11) Morgan MURRAY																								
1	10:11:30.467			25.848	20.238	84.412		4	10:15:00.476	1:04.214	20.971	23.693	19.550	85.487										
2	10:12:35.315	1:04.848	21.310	23.893	19.645	86.927		5	10:16:04.586	1:04.110	20.842	23.835	19.433	85.487										
3	10:13:39.415	1:04.100	20.890	23.853	19.357	86.814		6	10:17:10.198	1:05.612	21.960	24.054	19.598	86.257										
4	10:14:43.363	1:03.948	20.695	23.818	19.435	87.380		7	10:18:13.966	1:03.768	20.625	23.732	19.411	85.706										
5	10:15:49.820	1:06.457	23.277	23.838	19.342	86.702		8	10:19:17.807	1:03.841	20.593	23.776	19.472	84.839										
6	10:16:53.684	1:03.864	20.622	23.849	19.393	86.927		9	10:20:22.683	1:04.876	21.620	23.662	19.594	85.925										
7	10:17:57.303	1:03.619	20.707	23.670	19.242	86.814		(67) Mark GERAGHTY																
8	10:19:05.041	1:07.738	20.708	27.446	19.584	84.839		1	10:11:46.785			25.522	21.217	82.442	75.487									
9	10:20:08.981	1:03.940	20.479	24.045	19.416	85.596		2	10:12:57.739	1:10.954	21.814	28.009	21.131	69.977										
10	10:21:12.643	1:03.662	20.609	23.745	19.308	86.146		3	10:14:02.720	1:04.981	21.165	24.061	19.755	84.095										
(23) Ian MUNRO																								
1	10:11:29.947			26.167	19.963	83.571	77.047	4	10:15:07.432	1:04.712	21.296	23.974	19.442	84.839	76.259									
2	10:12:34.865	1:04.918	21.329	24.088	19.501	86.035	77.402	5	10:16:11.865	1:04.433	20.819	23.723	19.891	86.702	74.481									
3	10:13:38.908	1:04.043	20.773	23.906	19.364	86.368	77.047	6	10:17:30.203	1:18.338	25.766	31.697	20.875	69.758	76.086									
4	10:14:45.016	1:06.108	20.674	25.333	20.101	83.780	77.224	7	10:18:44.799	1:14.596	21.632	31.602	21.362	67.175										
5	10:15:48.817	1:03.801	20.711	23.730	19.360	86.257	77.402	8	10:19:49.160	1:04.361	20.771	23.909	19.681	84.625										
6	10:16:52.517	1:03.700	20.617	23.728	19.355	87.380	77.851	9	10:20:53.179	1:04.019	20.680	23.730	19.609	84.732										
7	10:17:56.187	1:03.670	20.556	23.744	19.370	86.479	77.135	(4) Dominic WHEATLEY																
8	10:19:00.507	1:04.320	21.174	23.816	19.330	85.815	77.581	1	10:11:28.415			25.605	20.009	83.571										
9	10:20:04.591	1:04.084	20.390	23.869	19.825	86.814	76.870	2	10:12:33.989	1:05.574	21.452	24.324	19.798	84.946										
10	10:21:08.050	1:03.459	20.334	23.753	19.372	84.946	77.224	3	10:13:38.419	1:04.430	20.777	23.992	19.661	85.487										
(87) Paul BELL																								
1	10:12:05.963			27.514	21.385	70.640	76.000	4	10:14:43.054	1:04.635	20.688	24.288	19.659	84.946										
2	10:13:15.071	1:09.108	22.937	25.175	20.996	85.487	76.958	5	10:15:47.936	1:04.882	20.687	24.596	19.599	85.270										
3	10:14:19.743	1:04.672	21.184	23.986	19.502	86.257		6	10:16:52.246	1:04.310	20.724	24.037	19.549	85.815										
4	10:15:25.322	1:05.579	21.241	23.983	20.355	86.479	77.491	7	10:18:03.186	1:10.940	22.068	28.358	20.514	78.123										
5	10:16:29.361	1:04.039	20.766	23.810	19.463	86.368		8	10:19:07.346	1:04.160	20.635	24.029	19.496	84.732										
6	10:17:35.604	1:06.243	20.790	25.510	19.943	79.511	77.135	9	10:20:12.595	1:05.249	21.217	24.398	19.634	84.518										
7	10:18:39.279	1:03.675	20.612	23.718	19.345	86.702	77.671	10	10:21:16.750	1:04.155	20.754	23.924	19.477	85.162										
8	10:19:44.386	1:05.107	20.508	25.035	19.564	85.379	77.851	(89) Shane STONEY																
9	10:20:48.809	1:04.423	20.538	24.327	19.558	87.608	78.032	1	10:11:27.728			25.501	20.066	81.441	76.432									
(8) Hannah CHAPMAN																								
1	10:11:38.382			27.918	21.581	65.663	75.914	2	10:12:33.237	1:05.509	21.248	24.640	19.621	84.946	76.172									
2	10:12:44.457	1:06.075	21.946	24.132	19.997	86.479		3	10:13:37.983	1:04.746	21.030	24.231	19.485	84.946	77.224									
3	10:13:49.945	1:05.488	21.942	24.007	19.539	85.815		4	10:14:42.353	1:04.370	20.872	23.982	19.516	85.379	77.047									
4	10:15:03.376	1:13.431	23.298	30.374	19.759	82.747		5	10:15:46.726	1:04.373	20.893	24.036	19.444	85.379	76.870									
5	10:16:07.183	1:03.807	20.781	23.705	19.321	87.380		6	10:16:51.156	1:04.430	20.786	24.214	19.430	85.706	77.135									
6	10:17:11.343	1:04.160	21.057	23.815	19.288	87.153		7	10:17:55.466	1:04.310	20.837	23.954	19.519	86.590	77.581									
7	10:18:29.788	1:18.445			20.762	79.043		8	10:19:01.202	1:05.736	20.902	24.404	20.430	68.617	77.047									
8	10:19:33.973	1:04.185		23.787	19.403	86.146		9	10:20:05.404	1:04.202	20.569	24.241	19.392	85.815	78.032									
9	10:20:37.692	1:03.719	20.618	23.563	19.538	86.814		10	10:21:11.075	1:05.671	20.961	24.768	19.942	77.402	77.313									
(33) Dylan O'DONNELL																								
1	10:11:53.854			27.703	20.380	81.244	73.342	(75) Michael COURTS																
2	10:12:59.278	1:05.424	21.693	24.081	19.650	85.706	77.581	1	10:12:05.045			27.437	21.179	79.795	76.086									
3	10:14:05.666	1:06.388	20.765	24.236	21.387	85.706	77.313	2	10:13:13.642	1:08.597	23.378	25.348	19.871	84.306										
4	10:15:09.947	1:04.281	20.665	24.023	19.593	85.596	77.135	3	10:14:19.159	1:05.517	21.272	24.439	19.806	84.412										
5	10:16:14.551	1:04.604	20.783	24.233	19.588	85.925	76.432	4	10:15:24.205	1:05.046	21.266	24.044	19.736	85.270	76.345									
6	10:17:18.979	1:04.428	20.752	24.336	19.340	86.035	77.941	5	10:16:28.922	1:04.717	21.029	24.173	19.515	85.487										
7	10:18:24.264	1:05.285	21.042	24.921	19.322	84.839	77.941	6	10:17:34.615	1:05.693	20.898	25.077	19.718	83.157	77.313									
8	10:19:28.680	1:04.416	20.850	24.153	19.413	85.706	77.671	7	10:18:38.855	1:04.240	20.757	24.070	19.413	85.815	78.032									
9	10:20:32.410	1:03.730	20.468	23.922	19.340	86.257	78.032	8	10:19:43.530	1:04.675	20.735	24.267	19.673	85.162	76.000									
(91) Robbie DALGLEISH																								
1	10:11:31.802			25.820	20.202	84.839		9	10:20:48.449	1:04.919	21.219	24.320	19.380	86.702	77.491									
2	10:12:37.225	1:05.423	21.330	24.341	19.752	83.989		(98) Brandon WALSH																
3	10:13:41.938	1:04.713	20.808	23.850	20.055	85.706		1	10:11:54.634			27.432	20.547	81.540										
4	10:14:59.306	1:17.368	32.915	24.698	19.755	85.379		2	10:13:01.832	1:07.198	22.434	24.833	19.931	83.571										
Clerk of the Course.																								
Sig :																								
Time :																								
Chief Timekeeper : Ian Sharp (SMART Timing)																								
Results available at www.mylaps.com and www.smart-timing.co.uk																								
Printed: 18/07/2016 18:12:12																								

SMRC Summer Race Meeting

Celtic Speed Mini Cooper Cup

Knockhill 1.267 miles

Qualifying 7

17/07/2016 10:15

Practice (10:00 Time) started at 10:10:16

Lap	Time of Day	Lap Tm	S1	S2	S3	S3Spd	SFSpd	Lap	Time of Day	Lap Tm	S1	S2	S3	S3Spd	SFSpd
(30) Callum DRYBURGH															
1	10:11:45.479			26.997	21.435	72.392		2	10:12:39.311	1:06.206	21.631	24.235	20.340	84.200	
2	10:12:53.847	1:08.368	22.550	25.557	20.261	83.989		3	10:13:45.213	1:05.902	21.516	24.332	20.054	84.625	
3	10:13:59.780	1:05.933	21.607	24.256	20.070	84.518		4	10:14:51.925	1:06.712	22.389	24.457	19.866	83.885	
4	10:15:06.160	1:06.380	21.915	24.462	20.003	84.518		5	10:15:57.461	1:05.536	21.302	24.405	19.829	83.260	
5	10:16:11.533	1:05.373	21.254	24.047	20.072	85.054		6	10:17:02.551	1:05.090	21.091	24.205	19.794	84.200	
6	10:17:16.559	1:05.026	21.128	24.168	19.730	84.412		7	10:18:07.709	1:05.158	20.964	24.263	19.931	84.200	
7	10:18:21.739	1:05.180	21.116	24.330	19.734	84.839		8	10:19:12.309	1:04.600	20.802	24.042	19.756	84.839	
8	10:19:26.603	1:04.864	21.156	23.968	19.740	84.839		9	10:20:17.078	1:04.769	20.802	24.042	19.925	84.306	
9	10:20:30.904	1:04.301	20.891	23.874	19.536	85.706		10	10:21:21.770	1:04.692	20.849	24.034	19.809	84.095	
(24) John DUNCAN															
1	10:11:44.154			29.607	21.050	63.071	75.828	1	10:11:31.122			25.831	20.252	83.467	75.487
2	10:12:50.059	1:05.905	21.588	24.700	19.617	85.596		2	10:12:38.420	1:07.298	21.441	25.568	20.289	83.157	76.958
3	10:13:54.969	1:04.910	21.036	24.420	19.454	84.412		3	10:13:43.656	1:05.236	21.180	24.406	19.650	85.487	76.000
4	10:15:01.572	1:06.603	21.532	25.625	19.446	84.625		4	10:14:50.177	1:06.521	22.274	24.577	19.670	85.054	76.870
5	10:16:06.324	1:04.752	20.873	23.966	19.913	86.257		5	10:15:55.420	1:05.243	21.058	24.501	19.684	84.306	
6	10:17:14.775	1:08.451	21.257	27.080	20.114	72.236	77.047	6	10:17:00.613	1:05.193	20.998	24.288	19.907	84.732	76.519
7	10:18:20.792	1:06.017	20.773	25.635	19.609	84.518		7	10:18:05.690	1:05.077	21.016	24.314	19.747	84.732	76.345
8	10:19:25.762	1:04.970	20.943	24.528	19.499	84.200	77.047	8	10:19:10.622	1:04.932	20.929	24.301	19.702	84.732	
9	10:20:30.192	1:04.430	20.869	24.170	19.391	84.625		9	10:20:15.222	1:04.600	20.947	23.972	19.681	85.487	76.000
								10	10:21:20.170	1:04.948	20.858	24.255	19.835	84.946	76.958
(51) Chris MILFORD															
1	10:14:00.967			30.921	20.929	68.199	75.742	1	10:11:32.344			25.088	19.971	84.518	75.487
2	10:15:06.923	1:05.956	21.869	24.218	19.869	85.162	76.958	2	10:12:38.110	1:05.766	21.348	24.393	20.025	83.054	76.000
3	10:16:11.822	1:04.899	20.932	23.849	20.118	86.368	76.694	3	10:13:42.842	1:04.732	21.047	24.029	19.656	85.162	75.572
4	10:17:37.134	1:25.312	21.346	43.801	20.165	80.176	76.259	4	10:14:49.265	1:06.423	22.075	24.588	19.760	83.885	75.828
5	10:18:42.075	1:04.941	21.115	24.108	19.718	84.518	76.607	5	10:15:58.835	1:09.570	20.990	25.813	22.767	79.136	40.919
6	10:19:46.514	1:04.439	20.888	23.962	19.589	85.379		6	10:17:53.253	1:54.418	1:07.440	26.207	20.771	77.224	75.657
7	10:20:51.210	1:04.696	20.669	24.335	19.692	84.412	76.607	7	10:18:58.063	1:04.810	21.199	24.021	19.590	84.732	75.914
(10) Neal ROBERTSON															
1	10:13:17.926			26.836	20.206	83.363	74.981	8	10:20:13.040	1:14.977	22.495	29.661	22.821	75.657	43.239
2	10:14:24.927	1:07.001	21.876	25.079	20.046	84.200	75.487								
3	10:15:30.587	1:05.660	21.661	24.307	19.692	84.946	75.742								
4	10:16:36.310	1:05.723	21.456	24.377	19.890	84.625	75.064								
5	10:17:42.742	1:06.432	21.363	25.169	19.900	84.518	75.148								
6	10:18:47.842	1:05.100	21.273	24.325	19.502	85.054	76.870								
7	10:19:53.074	1:05.232	21.010	24.782	19.440	85.270	76.870								
8	10:20:57.559	1:04.485	21.037	24.012	19.436	85.162	76.519								
(6) Daniel DREELAN															
1	10:13:32.665							1	10:13:32.665			27.867	20.623	81.146	74.813
2	10:14:39.764							2	10:14:39.764	1:07.099	22.490	24.644	19.965	83.780	75.148
3	10:15:45.095							3	10:15:45.095	1:05.331	21.351	24.091	19.889	83.467	74.730
4	10:16:50.257							4	10:16:50.257	1:05.162	21.195	24.197	19.770	84.732	75.572
5	10:17:55.212							5	10:17:55.212	1:04.955	21.040	24.180	19.735	84.095	76.000
6	10:19:03.108							6	10:19:03.108	1:07.896	22.610	25.605	19.681	84.200	75.317
7	10:20:10.227							7	10:20:10.227	1:07.119	21.065	25.230	20.824	70.343	75.914
8	10:21:15.033							8	10:21:15.033	1:04.806	20.903	24.130	19.773	84.412	75.487
(96) Taelor SHAND															
1	10:11:58.819							1	10:11:58.819			28.205	20.772	81.048	74.730
2	10:13:06.738							2	10:13:06.738	1:07.919	22.893	24.862	20.164	84.839	76.519
3	10:14:13.445							3	10:14:13.445	1:06.707	22.088	24.532	20.087	85.162	76.607
4	10:15:19.550							4	10:15:19.550	1:06.105	21.660	24.554	19.891	84.412	
5	10:16:25.366							5	10:16:25.366	1:05.816	21.613	24.420	19.783	84.946	
6	10:17:30.884							6	10:17:30.884	1:05.518	21.222	24.577	19.719	84.518	77.402
7	10:18:36.484							7	10:18:36.484	1:05.600	21.412	24.520	19.668	85.054	76.259
8	10:19:41.347							8	10:19:41.347	1:04.863	21.034	24.230	19.599	85.162	76.607
9	10:20:46.755							9	10:20:46.755	1:05.408	21.235	24.539	19.634	84.518	76.694
(26) William BLAKE															
1	10:11:37.244							1	10:11:37.244			26.589	20.920	79.606	
2	10:12:44.972	1:07.728	22.181	24.647	19.840	83.260	76.432	2	10:12:44.972	1:07.728	22.181	24.647	20.900	83.260	
3	10:13:50.992	1:06.020	21.893	24.086	19.977	84.306	77.135	3	10:13:50.992	1:06.020	21.893	24.086	20.041	84.946	
4	10:14:57.696	1:06.704	22.226	24.505	19.760	85.596	77.047	4	10:14:57.696	1:06.704	22.226	24.505	19.973	83.885	
5	10:16:03.477	1:05.781	21.590	24.370	19.821	83.989		5	10:16:03.477	1:05.781	21.590	24.370	19.821	83.989	
6	10:17:10.739	1:07.262	22.994	24.493	19.775	86.368		6	10:17:10.739	1:07.262	22.994	24.493	19.775	86.368	
7	10:18:15.874	1:05.135	21.303	23.988	19.844	85.487		7	10:18:15.874	1:05.135	21.303	23.988	19.844	85.487	
8	10:19:21.198	1:05.324	21.023	24.257	20.044	83.363		8	10:19:21.198	1:05.324	21.023	24.257	20.044	83.363	
9	10:20:26.359	1:05.161	21.061	24.344	19.756	84.625		9	10:20:26.359	1:05.161	21.061	24.344	19.756	84.625	
(52) Simon HOLDERNESS															
1	10:11:41.268							1	10:11:41.268			27.550	21.923	73.907	74.399
2	10:12:50.826	1:09.558	23.236	25.644	20.678	82.645		2	10:12:50.826	1:09.558	23.236	25.644	20.678	82.645	
3	10:13:58.998	1:08.172	22.564	25.222	20.386	84.095		3	10:13:58.998	1:08.172	22.564	25.222	20.386	84.095	
4	10:15:05.694	1:06.696	21.657	24.955	20.084	83.780	74.897	4	10:15:05.694	1:06.696	21.657	24.955	20.084	83.780	74.897
5	10:16:11.650	1:05.956	21.093	24.550	20.313	83.989	74.316	5	10:16:11.650	1:05.956					

SMRC Summer Race Meeting

Celtic Speed Mini Cooper Cup

Knockhill 1.267 miles

Qualifying 7

17/07/2016 10:15

Practice (10:00 Time) started at 10:10:16

Lap	Time of Day	Lap Tm	S1	S2	S3	S3Spd	SFSpd	Lap	Time of Day	Lap Tm	S1	S2	S3	S3Spd	SFSpd
(50) Andrew BELL															
1	10:12:00.013			26.628	21.091	80.853									
2	10:13:28.495	1:28.482	26.907	36.168	25.407	66.641	35.116								
3	10:15:32.015	2:03.520	1:14.262	27.914	21.344	67.108	75.148								
4	10:16:42.088	1:10.073	23.454	26.329	20.290	81.938									
5	10:17:50.041	1:07.953	22.434	25.455	20.064	82.849									
6	10:18:57.050	1:07.009	22.081	25.031	19.897	83.571	76.519								
7	10:20:12.947	1:15.897	21.959	29.580	24.358	73.102									
8	10:21:19.602	1:06.655	21.994	24.751	19.910	84.412									

Clerk of the Course.


Orbits

Sig : Time :
 Chief Timekeeper : Ian Sharp (SMART Timing)
 Results available at www.mylaps.com and www.smart-timing.co.uk



SMRC Summer Race Meeting

Celtic Speed Mini Cooper Cup	Knockhill 1.267 miles
Race 7 - 1st Race	17/07/2016 14:00
Race (9 Laps) started at 14:04:26	



POLE POSITION

2		1	1
11 Morgan MURRAY 1:03.619		99 Adam MORGAN 1:03.519	
4		3	2
87 Paul BELL 1:03.675		23 Ian MUNRO 1:03.670	
6		5	3
33 Dylan O'DONNELL 1:03.730		8 Hannah CHAPMAN 1:03.719	
8		7	4
61 Malcolm McNAB 1:03.841		91 Robbie DALGLEISH 1:03.744	
10		9	5
4 Dominic WHEATLEY 1:04.155		67 Mark GERAGHTY 1:04.019	
12		11	6
75 Michael COURTS 1:04.240		89 Shane STONEY 1:04.202	
14		13	7
30 Callum DRYBURGH 1:04.301		98 Brandon WALSH 1:04.279	
16		15	8
51 Chris MILFORD 1:04.439		24 John DUNCAN 1:04.430	
18		17	9
12 Allan PATERSON 1:04.532		10 Neal ROBERTSON 1:04.485	
20		19	10
9 Mark McGEOUGH 1:04.555		7 Jonny DREELAN 1:04.549	

Clerk of the Course. Orbits

Sig : Time :
 Chief Timekeeper : Ian Sharp (SMART Timing)
 Results available at www.mylaps.com and www.smart-timing.co.uk



SMRC Summer Race Meeting

Celtic Speed Mini Cooper Cup

Knockhill 1.267 miles

Race 7 - 1st Race

17/07/2016 14:00

Race (9 Laps) started at 14:04:26

22

5 Des WHEATLEY
1:04.600

21

47 Reis ROBERTSON
1:04.600

11

24

6 Daniel DREELAN
1:04.806

23

3 Jock BORTHWICK
1:04.732

12

26

26 William BLAKE
1:05.135

25

96 Taelor SHAND
1:04.863

13

28

50 Andrew BELL
1:06.655

27

52 Simon HOLDERNESS
1:05.343

14

Clerk of the Course.

Sig : Time :

Chief Timekeeper : Ian Sharp (SMART Timing)

Results available at www.mylaps.com and www.smart-timing.co.uk

Printed: 18/07/2016 18:13:08

Orbits



Race Results



Bulletin No. _____

SMRC Summer Race Meeting

Sorted on Laps

Scottish Fiesta Championship

Knockhill 1.267 miles

Race 1 - 1st Race

17/07/2016 10:50

Race (12 Laps) started at 10:48:26

Pos	No.	Name	Make/Model	CC	Class Code	Laps	Total Tm	Diff	Best Tm	In Lap	Best Speed
1	1	Wayne MacCAULAY	Ford Fiesta ST	2000	ST	12	12:33.753		1:01.680	3	73.944
2	51	Chris MILFORD	Ford Fiesta ST	2000	ST	12	12:37.449	3.696	1:01.959	4	73.611
3	7	Kevin WHYTE	Ford Fiesta ST	2000	ST	12	12:38.028	4.275	1:01.962	3	73.607
4	55	Stephen WARD	Ford Fiesta ST	2000	ST	12	12:51.065	17.312	1:03.180	2	72.188
5	50	Jim DEANS	Ford Fiesta XR2	1600	XR	12	13:00.757	27.004	1:03.949	6	71.320
6	24	Steven GRAY	Ford Fiesta XR2	1600	XR	12	13:05.658	31.905	1:04.292	7	70.939
7	22	Gavin BUTTERWORTH	Ford Fiesta XR2	1600	XR	12	13:06.461	32.708	1:04.311	5	70.919
8	18	Barry FARQUHARSON	Ford Fiesta XR2	1600	XRN	12	13:07.100	33.347	1:04.476	3	70.737
9	12	Liam ROBERTSON	Ford Fiesta ST	2000	ST	12	13:13.990	40.237	1:04.101	6	71.151
10	47	Ian HART	Ford Fiesta ST	2000	ST	11	12:41.080	1 Lap	1:07.735	8	67.334
11	81	Graeme CUTHBERT	Ford Fiesta XR2	1600	XRN	11	12:48.655	1 Lap	1:08.113	5	66.960
12	98	Gordon HASTON	Ford Fiesta XR2	1600	XRN	11	12:50.328	1 Lap	1:07.834	8	67.235
13	44	Robert KERR	Ford Fiesta XR2	1600	XRN	11	13:32.087	1 Lap	1:11.795	9	63.526
14	20	Chris McNEILL	Ford Fiesta XR2	1600	XRN	10	13:11.063	2 Laps	1:13.273	3	62.244

Not classified

DNS	57	Alec TOWNLEY	Ford Fiesta XR2	1600	XRN			DNS		0	-
DNS	28	David TAYLOR	Ford Fiesta XR2	1600	XRN			DNS		0	-

Announcements

New Lap Record : Ford Fiesta ST 1:01.680 Wayne MacCAULEY

Margin of Victory	Avg. Speed	Best Lap Tm	Best Speed	Best Lap by
3.696	72.610	1:01.680	73.944	1 - Wayne MacCAULAY

Clerk of the Course.

Orbits

Sig : Time :
Chief Timekeeper : Ian Sharp (SMART Timing)Results available at www.mylaps.com and www.smart-timing.co.uk

Printed: 18/07/2016 18:55:21





SMRC Summer Race Meeting

Scottish Fiesta Championship

Knockhill 1.267 miles

Race 1 - 1st Race

17/07/2016 10:50

Race (12 Laps) started at 10:48:26

Lap	Time of Day	Lap Tm	S1	S2	S3	S3Spd	SFSpd
(1) Wayne MacCAULAY							
1	10:49:32.249			23.569	18.762	91.179	82.139
2	10:50:34.307	1:02.058	20.147	23.294	18.617	91.055	82.747
3	10:51:35.987	1:01.680	19.716	23.289	18.675	90.686	82.442
4	10:52:37.855	1:01.868	19.758	23.412	18.698	90.320	81.739
5	10:53:40.120	1:02.265	19.723	23.840	18.702	90.077	81.839
6	10:54:42.358	1:02.238	19.877	23.478	18.883	90.809	81.540
7	10:55:45.263	1:02.905	20.386	23.569	18.950	90.077	81.739
8	10:56:47.897	1:02.634	20.130	23.650	18.854	90.320	81.343
9	10:57:50.186	1:02.289	19.840	23.514	18.935	90.320	82.039
10	10:58:53.465	1:03.279	20.460	23.840	18.979	89.716	80.755
11	10:59:57.329	1:03.864	20.190	24.681	18.993	89.120	81.048
12	11:01:00.041	1:02.712	19.994	23.762	18.956	90.198	80.465

Lap	Time of Day	Lap Tm	S1	S2	S3	S3Spd	SFSpd
(51) Chris MILFORD							
1	10:49:32.014			23.691	18.797	91.552	83.054
2	10:50:35.450	1:02.436	20.265	23.484	18.687	91.552	82.139
3	10:51:37.560	1:02.110	20.055	23.331	18.724	91.055	81.839
4	10:52:39.519	1:01.959	19.893	23.285	18.781	91.055	81.739
5	10:53:42.029	1:02.510	20.141	23.602	18.767	90.442	81.839
6	10:54:44.915	1:02.886	20.310	23.590	18.986	90.564	81.343
7	10:55:48.917	1:04.002	20.186	24.744	19.072	89.002	81.739
8	10:56:52.026	1:03.109	20.539	23.591	18.979	90.077	81.639
9	10:57:55.269	1:03.243	20.206	23.591	19.446	89.358	81.244
10	10:58:57.918	1:02.649	20.266	23.518	18.865	88.884	80.853
11	11:00:00.796	1:02.878	20.328	23.628	18.922	89.596	80.950
12	11:01:03.737	1:02.941	20.288	23.587	19.066	89.716	81.441

Lap	Time of Day	Lap Tm	S1	S2	S3	S3Spd	SFSpd
(7) Kevin WHYTE							
1	10:49:32.745			23.627	18.759	92.054	82.645
2	10:50:34.735	1:01.990	19.967	23.407	18.616	91.802	82.341
3	10:51:36.697	1:01.962	19.902	23.485	18.575	91.179	81.839
4	10:52:39.149	1:02.452	19.961	23.721	18.770	91.055	80.950
5	10:53:41.596	1:02.447	20.127	23.627	18.693	90.320	80.950
6	10:54:44.416	1:02.820	20.015	23.828	18.977	89.358	79.700
7	10:55:48.633	1:04.217	20.221	24.967	19.029	88.767	80.081
8	10:56:52.365	1:03.732	21.013	23.842	18.877	90.932	80.272
9	10:57:55.427	1:03.062	20.070	24.043	18.949	89.120	80.272
10	10:58:58.394	1:02.967	20.361	23.706	18.900	89.957	80.081
11	11:00:01.218	1:02.824	20.343	23.454	19.027	90.686	79.700
12	11:01:04.316	1:03.098	20.454	23.715	18.929	89.596	79.606

Lap	Time of Day	Lap Tm	S1	S2	S3	S3Spd	SFSpd
(55) Stephen WARD							
1	10:49:36.011			24.550	18.877	89.358	
2	10:50:39.191	1:03.180	20.684	23.586	18.910		
3	10:51:42.597	1:03.406	20.465	23.893	19.048	89.239	
4	10:52:46.563	1:03.966	20.497	24.264	19.205		
5	10:53:50.092	1:03.529	20.571	23.991	18.967	89.120	
6	10:54:53.970	1:03.878	20.812	23.981	19.085		
7	10:55:57.836	1:03.866	20.658	24.205	19.003	88.416	
8	10:57:01.831	1:03.995	20.494	24.544	18.957	90.320	
9	10:58:05.612	1:03.781	20.475	24.191	19.115		
10	10:59:09.570	1:03.958	20.673	24.097	19.188	88.649	
11	11:00:13.515	1:03.945	20.691	24.152	19.102		
12	11:01:17.353	1:03.838	20.655	24.079	19.104		

Lap	Time of Day	Lap Tm	S1	S2	S3	S3Spd	SFSpd
(50) Jim DEANS							
1	10:49:37.697			24.754	19.857	84.412	
2	10:50:42.581	1:04.884	20.951	24.296	19.637	84.732	
3	10:51:46.951	1:04.370	20.697	24.044	19.629	84.946	
4	10:52:51.456	1:04.505	20.708	23.953	19.844	83.780	
5	10:53:55.764	1:04.308	20.621	24.144	19.543	84.306	
6	10:54:59.713	1:03.949	20.455	23.956	19.538	84.839	
7	10:56:03.867	1:04.154	20.759	23.911	19.484	85.054	
8	10:57:08.343	1:04.476	20.701	24.096	19.679	84.946	75.572
9	10:58:13.522	1:05.179	21.165	24.415	19.599	84.518	76.172
10	10:59:17.947	1:04.425	20.662	24.006	19.757	83.675	
11	11:00:22.545	1:04.598	20.662	24.306	19.630	83.571	
12	11:01:27.045	1:04.500	20.628	24.219	19.653	84.839	

Lap	Time of Day	Lap Tm	S1	S2	S3	S3Spd	SFSpd
(24) Steven GRAY							
1	10:49:38.966			24.493	19.863	84.200	76.172
2	10:50:44.273	1:05.307	21.730	23.991	19.586	84.732	76.345

Lap	Time of Day	Lap Tm	S1	S2	S3	S3Spd	SFSpd
3	10:51:48.774	1:04.501	20.832	23.879	19.790	84.839	76.607
4	10:52:53.317	1:04.543	20.956	23.930	19.657	83.989	76.432
5	10:53:57.657	1:04.340	20.785	23.857	19.698	84.625	76.694
6	10:55:02.726	1:05.069	21.183	24.284	19.602	84.946	76.432
7	10:56:07.018	1:04.292	20.811	23.894	19.587	84.306	76.958
8	10:57:12.496	1:05.478	21.410	24.446	19.622	84.518	76.259
9	10:58:17.513	1:05.017	20.880	24.176	19.961	84.095	76.172
10	10:59:22.365	1:04.852	21.222	24.036	19.594	84.946	76.607
11	11:00:27.551	1:05.186	20.951	24.311	19.924	83.989	75.148
12	11:01:31.946	1:04.395	20.793	24.050	19.552	84.200	76.345

Lap	Time of Day	Lap Tm	S1	S2	S3	S3Spd	SFSpd
(22) Gavin BUTTERWORTH							
1	10:49:38.344			24.115	19.917	85.815	
2	10:50:43.149	1:04.805	21.119	24.056	19.630	84.200	
3	10:51:48.420	1:05.271	20.893	24.010	20.368	79.323	
4	10:52:52.985	1:04.565	20.834	23.956	19.775	85.379	
5	10:53:57.296	1:04.311	20.680	23.878	19.753	85.379	
6	10:55:01.722	1:04.426	20.730	24.169	19.527	84.625	
7	10:56:06.655	1:04.933	20.973	23.994	19.966	84.518	
8	10:57:11.312	1:04.657	20.608	24.353	19.696	84.095	
9	10:58:17.028	1:05.716	20.914	24.923	19.879	83.157	76.172
10	10:59:22.015	1:04.987	20.774	24.416	19.797	84.306	
11	11:00:27.978	1:05.963	21.229	24.757	19.977	84.946	
12	11:01:32.749	1:04.771	20.960	24.083	19.728	85.054	

Lap	Time of Day	Lap Tm	S1	S2	S3	S3Spd	SFSpd
(18) Barry FARQUHARSON							
1	10:49:38.677			24.495	20.573	85.054	75.317
2	10:50:43.727		21.068	24.224	19.758	84.732	75.487
3	10:51:48.203	1:04.476	20.676	23.914	19.886	86.257	75.572
4	10:52:52.686	1:04.483	20.657	24.112	19.714	85.706	75.657
5	10:53:57.354	1:04.668	20.659	24.030	19.979	85.596	73.422
6	10:55:02.397	1:05.043	21.184	24.103	19.756	86.035	75.657
7	10:56:06.995	1:04.598	20.740	23.935	19.923	85.487	74.316
8	10:57:12.280	1:05.285	21.216	24.225	19.844	85.487	75.914
9	10:58:17.589	1:05.309	20.645	24.536	20.128	82.849	74.152
10	10:59:23.350	1:05.761	21.449	24.244	20.068	84.625	73.502
11	11:00:28.400	1:05.050	20.852	24.350	19.848	84.625	75.317
12	11:01:33.388	1:04.988	20.790	24.338	19.860	84.518	75.742

Lap	Time of Day	Lap Tm	S1	S2	S3	S3Spd	SFSpd
(12) Liam ROBERTSON							
1	10:49:45.655			24.957	19.194	88.767	81.244
2	10:50:51.678	1:06.023	21.551	25.190	19.282	86.035	81.441



SMRC Summer Race Meeting

Scottish Fiesta Championship

Knockhill 1.267 miles

Race 1 - 1st Race

17/07/2016 10:50

Race (12 Laps) started at 10:48:26

Lap	Time of Day	Lap Tm	S1	S2	S3	S3Spd	SFSpd	Lap	Time of Day	Lap Tm	S1	S2	S3	S3Spd	SFSpd
8	10:57:49.017	1:08.226	22.149	25.767	20.310	83.157	74.399								
9	10:58:57.778	1:08.761	22.522	25.576	20.663	82.747	74.152								
10	11:00:06.221	1:08.443	22.181	25.791	20.471	82.951	73.826								
11	11:01:14.943	1:08.722	22.090	26.069	20.563	82.139	73.102								

(98) Gordon HASTON

1	10:49:45.525			27.241	20.720	79.795	72.549
2	10:50:55.865	1:10.340	23.210	26.310	20.820	79.985	72.785
3	10:52:04.488	1:08.623	22.481	25.771	20.371	80.950	73.342
4	10:53:13.309	1:08.821	22.612	25.792	20.417	80.561	72.785
5	10:54:21.746	1:08.437	22.286	25.755	20.396	79.890	72.785
6	10:55:30.786	1:09.040	22.539	25.970	20.531	79.511	72.943
7	10:56:41.691	1:10.905	23.726	26.405	20.774	80.658	71.850
8	10:57:49.525	1:07.834	22.135	25.402	20.297	81.739	73.102
9	10:58:58.068	1:08.543	22.420	25.519	20.604	77.761	72.549
10	11:00:06.829	1:08.761	22.160	25.775	20.826	81.441	72.081
11	11:01:16.616	1:09.787	21.982	26.289	21.516	76.432	66.051

(44) Robert KERR

1	10:49:47.894			28.167	21.571	76.172	71.239
2	10:51:01.745	1:13.851	23.943	28.180	21.728	76.694	72.004
3	10:52:14.584	1:12.839	23.564	27.442	21.833	77.313	71.239
4	10:53:27.689	1:13.105	23.342	27.990	21.773	73.826	71.927
5	10:54:40.396	1:12.707	22.969	28.143	21.595	76.519	72.314
6	10:55:53.479	1:13.083	23.490	27.591	22.002	78.857	71.315
7	10:57:06.782	1:13.303	23.566	27.909	21.828	78.950	71.315
8	10:58:19.741	1:12.959	23.504	27.744	21.711	75.914	72.864
9	10:59:31.536	1:11.795	22.986	26.974	21.835	78.765	72.785
10	11:00:44.359	1:12.823	22.930	27.677	22.216	76.782	70.050
11	11:01:58.375	1:14.016	23.842	27.699	22.475	77.491	67.377

(20) Chris McNEILL

1	10:49:49.649			27.568	22.724	72.314	63.549
2	10:51:03.479	1:13.830	23.990	27.259	22.581	72.627	63.973
3	10:52:16.752	1:13.273	23.420	27.271	22.582	72.627	64.465
4	10:53:30.406	1:13.654	23.485	27.346	22.823	71.089	63.912
5	10:54:46.292	1:15.886	23.600	28.045	24.241	71.239	61.623
6	10:56:03.818	1:17.526	24.958	29.195	23.373	69.398	59.230
7	10:57:25.642	1:21.824	28.239	29.024	24.561	66.774	61.398
8	10:58:44.175	1:18.533	25.410	29.544	23.579	68.199	63.549
9	11:00:05.181	1:21.006	23.874	29.790	27.342	61.793	55.415
10	11:01:37.351	1:32.170	28.253	35.546	28.371	61.965	55.233

Clerk of the Course.

Sig : Time :
Chief Timekeeper : Ian Sharp (SMART Timing)

Results available at www.mylaps.com and www.smart-timing.co.uk

Orbits





SMRC Summer Race Meeting

Lapchart

Scottish Fiesta Championship

Knockhill 1.267 miles

Race 1 - 1st Race

17/07/2016 10:50

Race (12 Laps) started at 10:48:26

Competitors	Laps											
	1	2	3	4	5	6	7	8	9	10	11	12
Wayne MacCAULAY (1)	1	1	1	1	1	1	1	1	1	1	1	1
Kevin WHYTE (7)	2	7	7	7	7	7	7	51	51	51	51	51
Chris MILFORD (51)	3	51	51	51	51	51	51	7	7	7	7	7
Stephen WARD (55)	4	55	55	55	55	55	55	55	55	55	55	55
Jim DEANS (50)	5	50	50	50	50	50	50	50	50	50	50	50
Gavin BUTTERWORTH (22)	6	22	22	18	18	22	22	22	22	22	24	24
Barry FARQUHARSON (18)	7	18	18	22	22	18	18	18	18	24	24	22
Steven GRAY (24)	8	24	24	24	24	24	24	24	24	18	18	18
Ian HART (47)	9	47	47	12	12	12	12	12	12	12	12	12
Graeme CUTHBERT (81)	10	81	12	47	47	47	47	47	47	47	47	47
Gordon HASTON (98)	11	98	81	81	98	98	81	81	81	81	81	81
Liam ROBERTSON (12)	12	12	98	98	81	81	81	98	98	98	98	98
Robert KERR (44)	13	44	44	44	44	44	44	44	44	44	44	44
Chris McNEILL (20)	14	20	20	20	20	20	20	20	20	20	20	20
-	15											
-	16											

Margin of Victory	Avg. Speed	Best Lap Tm	Best Speed	Best Lap by
3.696	72.610	1:01.680	73.944	1 - Wayne MacCAULAY

Clerk of the Course.

Orbits

Sig : Time :
 Chief Timekeeper : Ian Sharp (SMART Timing)

Results available at www.mylaps.com and www.smart-timing.co.uk

Printed: 18/07/2016 18:56:59





SMRC Summer Race Meeting

Scottish Fiesta Championship

Knockhill 1.267 miles

Race 9 - 2nd Race

17/07/2016 14:40

Race (12 Laps) started at 14:44:20

POLE POSITION

2
51 Chris MILFORD

1
1 Wayne MacCAULAY

1

4
55 Stephen WARD

3
7 Kevin WHYTE

2

6
24 Steven GRAY

5
50 Jim DEANS

3

8
18 Barry FARQUHARSON

7
22 Gavin BUTTERWORTH

4

10
47 Ian HART

9
12 Liam ROBERTSON

5

12
98 Gordon HASTON

11
81 Graeme CUTHBERT

6

14
20 Chris McNEILL

13
44 Robert KERR

7

16
28 David TAYLOR

15
57 Alec TOWNLEY

8

Clerk of the Course.

Sig : Time :

Chief Timekeeper : Ian Sharp (SMART Timing)

Results available at www.mylaps.com and www.smart-timing.co.uk

Printed: 18/07/2016 18:57:19

Orbits





OFFICIAL FEEDER SERIES

BEATSON'S
BUILDING SUPPLIES

Race Results

Bulletin No. _____



SMRC Summer Race Meeting

Sorted on Laps

Scottish FF1600 Championship

Knockhill 1.267 miles

Race 2 - 1st Race

17/07/2016 11:15

Race (12 Laps) started at 11:11:44

Pos	No.	Name	Make/Model	CC	Class Code	Laps	Total Tm	Diff	Best Tm	In Lap	Best Speed
1	25	Neil MacLENNAN	Ray GR14	1600	FFA	12	11:09.162		55.035	11	82.872
2	50	Jamie THORBURN	Ray GR15	1600	FFAN	12	11:16.708	7.546	55.653	4	81.951
3	8	Sebastian MELROSE	Ray GR14	1600	FFA	12	11:21.111	11.949	55.663	9	81.937
4	92	Matthew CHISHOLM	Van Diemen RF92	1600	FFB	12	11:22.781	13.619	55.557	10	82.093
5	71	Matthew COWLEY	Van Dieman JL13	1600	FFAN	12	11:27.476	18.314	55.809	11	81.722
6	3	Neil BROOME	Swift SC93C	1600	FFB	12	11:33.881	24.719	56.072	6	81.339
7	70	David THORBURN	Ray GR15	1600	FFA	12	11:39.898	30.736	57.119	9	79.848
8	30	Steven BARLOW	Ray GR10	1600	FFA	12	11:40.119	30.957	56.669	12	80.482
9	77	Fraser GRAY	Ray GR14	1600	FFA	12	11:45.643	36.481	57.346	8	79.532
10	16	Ivor MAIRS	Mondiale	1600	FFB	12	11:50.513	41.351	57.753	8	78.971
11	22	Fergus MCINTYRE	Ray GR05	1600	FFA	12	11:58.245	49.083	58.419	10	78.071
12	27	David HOURIE	Van Diemen RF90	1600	FFBN	12	12:03.179	54.017	58.275	12	78.264
Not classified											
DNF	33	Jordan GRONKOWSKI	Van Diemen JL012K	1600	FFA	5	4:48.976	DNF	56.322	3	80.978
DNS	29	Ross HOWE	Van Diemen RF99	1600	FFAN			DNS		0	-

Announcements

New Track Record (55.557) for SMRC FF1600 (B) by Matthew CHISHOLM.

Margin of Victory	Avg. Speed	Best Lap Tm	Best Speed	Best Lap by
7.546	81.789	55.035	82.872	25 - Neil MacLENNAN

Clerk of the Course.

Orbits

Sig : Time :
Chief Timekeeper : Ian Sharp (SMART Timing)

Results available at www.mylaps.com and www.smart-timing.co.uk



Printed: 18/07/2016 18:50:23

SMRC Summer Race Meeting

Scottish FF1600 Championship

Knockhill 1.267 miles

Race 2 - 1st Race

17/07/2016 11:15

Race (12 Laps) started at 11:11:44

Lap	Time of Day	Lap Tm	S1	S2	S3	S3Spd	SFSpd	Lap	Time of Day	Lap Tm	S1	S2	S3	S3Spd	SFSpd
(25) Neil MacLENNAN															
1	11:12:45.674			21.342	16.760	101.371	92.818	3	11:14:41.008	56.506	18.265	21.077	17.164	102.768	91.552
2	11:13:39.445	55.771	18.011	21.113	16.647	101.832	93.335	4	11:15:38.203	57.195	18.353	21.302	17.540	101.066	92.690
3	11:14:34.813	55.368	17.841	21.006	16.521	101.832	93.726	5	11:16:35.903	57.700	19.382	21.109	17.209	104.043	93.335
4	11:15:30.306	55.493	17.864	21.072	16.557	102.142	93.465	6	11:17:31.975	56.072	18.211	21.052	16.809	102.768	93.595
5	11:16:25.770	55.464	17.916	21.026	16.522	102.611	93.988	7	11:18:28.525	56.550	18.219	21.364	16.967	102.611	93.595
6	11:17:20.828	55.058	17.717	20.913	16.428	102.768	94.252	8	11:19:25.490	56.965	18.034	21.771	17.160	99.714	92.947
7	11:18:17.072	56.244	18.528	20.981	16.735	102.611	94.518	9	11:20:21.922	56.432	18.079	21.320	17.033	101.678	93.726
8	11:19:12.647	55.575	18.123	21.005	16.447	102.926	94.385	10	11:21:18.316	56.394	18.099	21.247	17.048	101.371	93.726
9	11:20:07.981	55.334	17.856	20.966	16.512	102.926	93.857	11	11:22:15.229	56.913	18.238	21.528	17.147	101.832	92.562
10	11:21:03.024	55.043	17.759	20.891	16.393	103.084	94.252	12	11:23:18.164	1:02.935	18.201	21.348	23.386	101.832	89.957
11	11:21:58.059	55.035	17.657	20.980	16.398	103.242	94.385	(70) David THORBURN							
12	11:22:53.445	55.386	17.884	20.986	16.516	103.242	91.552	1	11:12:49.943		23.399	22.721	17.405	99.714	90.932
(50) Jamie THORBURN															
1	11:12:45.417		21.475	17.225	103.402	93.076		2	11:13:48.337	58.394	18.849	22.195	17.350	100.011	91.055
2	11:13:42.587	57.170	18.556	21.422	17.192	101.371	92.308	3	11:14:46.281	57.944	18.515	22.042	17.387	100.161	91.928
3	11:14:38.664	56.077	18.119	21.105	16.853	101.678	93.595	4	11:15:43.884	57.603	18.560	21.777	17.266	100.460	91.179
4	11:15:34.317	55.653	17.896	20.968	16.789	101.678	93.076	5	11:16:41.867	57.983	18.734	22.017	17.232	100.762	91.303
5	11:16:29.996	55.679	17.938	20.996	16.745	102.454	93.465	6	11:17:41.148	59.281	18.695	22.729	17.857	96.558	91.677
6	11:17:25.801	55.805	17.930	21.012	16.863	101.524	93.988	7	11:18:38.413	57.265	18.557	21.688	17.020	102.454	91.802
7	11:18:21.633	55.832	17.996	20.958	16.878	102.454	93.335	8	11:19:35.570	57.157	18.381	21.727	17.049	102.926	92.054
8	11:19:17.336	55.703	17.859	20.968	16.876	102.298	93.465	9	11:20:32.689	57.119	18.362	21.808	16.949	101.832	91.928
9	11:20:13.184	55.848	17.914	21.128	16.806	101.524	93.335	10	11:21:29.831	57.142	18.415	21.735	16.992	101.371	92.054
10	11:21:08.914	55.730	17.950	21.044	16.736	101.832	93.726	11	11:22:26.965	57.134	18.251	21.714	17.169	101.832	91.677
11	11:22:04.983	56.069	18.036	21.244	16.789	101.524	93.726	12	11:23:24.181	57.216	18.313	21.778	17.125	101.371	91.928
12	11:23:00.991	56.008	18.039	21.176	16.793	102.298	93.465	(30) Steven BARLOW							
(8) Sebastian MELROSE															
1	11:12:45.966		21.701	17.138	103.242	92.947		1	11:12:50.334			22.655	17.632	100.914	89.836
2	11:13:43.008	57.042	18.429	21.748	16.865	103.882	94.385	2	11:13:48.729	58.395	19.098	21.807	17.490	101.832	91.552
3	11:14:39.272	56.264	18.407	21.177	16.680	105.020	94.785	3	11:14:46.593	57.864	18.551	21.752	17.561	101.524	92.818
4	11:15:36.120	56.848	18.309	21.698	16.841	101.987	93.988	4	11:15:44.074	57.481	18.632	21.543	17.306	100.762	92.562
5	11:16:32.910	56.790	18.387	21.290	17.113	103.084	93.465	5	11:16:42.135	58.061	18.894	21.853	17.314	100.762	92.947
6	11:17:30.145	57.235	19.137	21.339	16.759	103.084	94.385	6	11:17:40.569	58.434	18.725	22.285	17.424	97.682	91.303
7	11:18:26.442	56.297	18.250	21.272	16.775	103.242	94.385	7	11:18:37.660	57.091	18.513	21.576	17.002	100.611	91.677
8	11:19:22.380	55.938	18.157	21.108	16.673	103.561	94.120	8	11:19:35.914	58.254	18.498	21.979	17.777	99.863	91.303
9	11:20:18.043	55.663	18.049	20.945	16.669	102.768	94.120	9	11:20:33.077	57.163	18.416	21.731	17.016	101.832	92.690
10	11:21:13.834	55.791	18.052	21.084	16.655	102.926	94.385	10	11:21:30.671	57.594	18.549	21.423	17.622	103.084	92.435
11	11:22:09.512	55.678	17.984	21.040	16.654	103.242	94.518	11	11:22:27.733	57.062	18.506	21.423	17.133	101.678	91.179
12	11:23:05.394	55.882	17.993	21.169	16.720	103.084	94.252	12	11:23:24.402	56.669	18.257	21.386	17.026	101.524	92.947
(92) Matthew CHISHOLM															
1	11:12:48.372			22.036	17.225	100.914	91.179	(77) Fraser GRAY							
2	11:13:45.045	56.673	18.429	21.244	17.000	101.371	92.054	1	11:12:51.193		22.834	22.526	17.497	100.914	92.562
3	11:14:41.271	56.226	18.122	21.211	16.893	103.561	92.308	2	11:13:50.029	58.836	19.293	22.362	17.181	100.762	92.435
4	11:15:38.365	57.094	18.397	21.067	17.630	102.768		3	11:14:48.233	58.204	18.931	22.243	17.030	99.863	93.595
5	11:16:35.244	56.879	18.908	21.147	16.824	101.832	92.181	4	11:15:46.595	58.362	18.843	22.375	17.144	99.419	92.562
6	11:17:31.144	55.900	18.194	21.043	16.663	103.084		5	11:16:44.449	57.854	18.956	21.968	16.930	100.914	93.595
7	11:18:27.285	56.141	18.190	21.172	16.779	103.402	92.308	6	11:17:43.191	58.742	19.256	22.284	17.202	99.863	92.947
8	11:19:23.280	55.995	17.922	21.217	16.856	103.882	91.802	7	11:18:41.185	57.994	19.067	21.867	17.060	101.524	93.076
9	11:20:19.123	55.843	18.013	21.085	16.745	103.084	91.928	8	11:19:38.531	57.346	18.663	21.718	16.965	101.218	93.465
10	11:21:14.680	55.557	17.891	20.983	16.683	102.768		9	11:20:36.924	58.393	18.541	22.562	17.290	99.863	95.362
11	11:22:10.655	55.975	18.190	21.151	16.634	102.611	92.818	10	11:21:34.751	57.827	18.747	22.070	17.010	100.611	93.726
12	11:23:07.064	56.409	18.539	21.155	16.715	102.298	92.181	11	11:22:32.490	57.739	18.670	21.830	17.239	101.678	92.308
(71) Matthew COWLEY															
1	11:12:46.905			21.669	16.972	102.611	91.677	12	11:23:29.926	57.436	18.629	21.814	16.993	101.524	92.818
2	11:13:43.595	56.690	18.300	21.451	16.939	102.454	92.690	(16) Ivor MAIRS							
3	11:14:39.828	56.233	18.212	21.249	16.772	102.926	93.726	1	11:12:51.860		22.957	22.556	17.715	98.543	88.299
4	11:15:36.423	56.595	18.131	21.536	16.928	102.611	93.595	2	11:13:51.328	59.468	19.305	22.372	17.791	97.967	87.153
5	11:16:32.862	56.439	18.255	21.306	16.878	104.043	92.562	3	11:14:49.861	58.533	18.895	22.004	17.634	97.540	86.146
6	11:17:35.060	1:02.198	23.818	21.529	16.851	101.832	93.335	4	11:15:48.435	58.574	19.016	22.050	17.508	97.399	87.380
7	11:18:31.796	56.736	18.361	21.500	16.875	101.066	93.205	5	11:16:46.711	58.276	18.744	21.989	17.543	97.682	88.649
8	11:19:28.216	56.420	18.222	21.437	16.761	101.678	92.947	6	11:17:45.567	58.856	19.315	22.199	17.342	98.111	89.002
9	11:20:24.090	55.874	18.017	21.101	16.756	101.832	93.076	7	11:18:43.930	58.363	18.957	21.976	17.430	98.254	89.358
10	11:21:20.105	56.015	18.051	21.217	16.747	101.832		8	11:19:41.683	57.753	18.746	21.795	17.212	98.111	87.952
11	11:22:15.914	55.809	17.927	21.123	16.759	102.298	93.988	9	11:20:40.535	58.852	19.068	22.404	17.380	97.257	87.722
12	11:23:11.759	55.845	17.951	21.118	16.776	104.204	93.205	10	11:21:38.418	57.883	18.600	21.940	17.343	97.257	88.299
(3) Neil BROOME															
1	11:12:47.566			21.939	17.749	101.371	92.054	11	11:22:36.497	58.079	18.644	22.059	17.376	97.682	88.068
2	11:13:44.502	56.936	18.517	21.245	17.174										



OFFICIAL FEEDER SERIES

BEATSON'S
BUILDING SUPPLIES

Race Results

Bulletin No. _____



SMRC Summer Race Meeting

Scottish FF1600 Championship

Knockhill 1.267 miles

Race 2 - 1st Race

17/07/2016 11:15

Race (12 Laps) started at 11:11:44

Lap	Time of Day	Lap Tm	S1	S2	S3	S3Spd	SFSpd	Lap	Time of Day	Lap Tm	S1	S2	S3	S3Spd	SFSpd
7	11:18:48.783	59.673	19.387	22.243	18.043	100.161	89.836								
8	11:19:48.024	59.241	19.363	22.227	17.651	99.419	91.552								
9	11:20:46.745	58.721	18.851	22.046	17.824	99.566	90.564								
10	11:21:45.164	58.419	18.921	21.778	17.720	99.863	91.427								
11	11:22:43.727	58.563	18.953	22.185	17.425	99.419	90.809								
12	11:23:42.528	58.801	18.868	22.288	17.645	99.714	90.932								

(27) David HOURIE

1	11:12:54.329		23.593	23.614	17.839	99.419	
2	11:13:54.441	1:00.112	19.462	22.812	17.838	100.460	
3	11:14:54.342	59.901	19.492	22.798	17.611	101.066	
4	11:15:54.064	59.722	19.548	22.643	17.531		
5	11:16:53.190	59.126	19.345	22.265	17.516		
6	11:17:52.522	59.332	19.458	22.435	17.439	101.218	
7	11:18:52.928	1:00.406	19.845	22.678	17.883	101.524	
8	11:19:52.294	59.366	19.376	22.337	17.653	99.272	
9	11:20:51.297	59.003	19.222	22.129	17.652	100.611	
10	11:21:50.282	58.985	19.116	22.119	17.750	101.987	93.076
11	11:22:49.187	58.905	19.001	22.423	17.481	96.976	
12	11:23:47.462	58.275	18.821	21.962	17.492	101.832	92.690

(33) Jordan GRONKOWSKI

1	11:12:45.391			21.550	17.352	99.714	90.198
2	11:13:42.809	57.418	18.788	21.387	17.243	100.914	92.435
3	11:14:39.131	56.322	18.305	21.080	16.937	101.832	90.809
4	11:15:36.820	57.689	18.626	22.047	17.016	100.762	92.818
5	11:16:33.259	56.439	18.093	21.297	17.049	104.043	92.562

Clerk of the Course. Orbits

Sig : Time :
Chief Timekeeper : Ian Sharp (SMART Timing)
Results available at www.mylaps.com and www.smart-timing.co.uk



SMRC Summer Race Meeting

Lapchart


Scottish FF1600 Championship

Knockhill 1.267 miles

Race 2 - 1st Race

17/07/2016 11:15

Race (12 Laps) started at 11:11:44



Competitors	Laps											
	1	2	3	4	5	6	7	8	9	10	11	12
Neil MacLENNAN (25)	1	25	25	25	25	25	25	25	25	25	25	25
Jordan GRONKOWSKI (33)	2	33	50	50	50	50	50	50	50	50	50	50
Jamie THORBURN (50)	3	50	33	33	8	71	8	8	8	8	8	8
Sebastian MELROSE (8)	4	8	8	8	71	8	92	92	92	92	92	92
Matthew COWLEY (71)	5	71	71	71	33	33	3	3	3	3	3	71
Neil BROOME (3)	6	3	3	3	3	92	71	71	71	71	71	3
Matthew CHISHOLM (92)	7	92	92	92	92	3	30	30	70	70	70	70
David THORBURN (70)	8	70	70	70	70	70	70	30	30	30	30	30
Steven BARLOW (30)	9	30	30	30	30	30	77	77	77	77	77	77
Fraser GRAY (77)	10	77	77	77	77	77	16	16	16	16	16	16
Ivor MAIRS (16)	11	16	16	16	16	16	22	22	22	22	22	22
Fergus MCINTYRE (22)	12	22	22	22	22	22	27	27	27	27	27	27
David HOURIE (27)	13	27	27	27	27	27						
-	14											

Margin of Victory	Avg. Speed	Best Lap Tm	Best Speed	Best Lap by
7.546	81.789	55.035	82.872	25 - Neil MacLENNAN

Clerk of the Course.

Orbits

Sig : Time :
Chief Timekeeper : Ian Sharp (SMART Timing)

Results available at www.mylaps.com and www.smart-timing.co.uk

Printed: 18/07/2016 18:51:27





OFFICIAL FEEDER SERIES

BEATSON'S
BUILDING SUPPLIES

Grid Sheet

Bulletin No. _____



SMRC Summer Race Meeting

Scottish FF1600 Championship	Knockhill 1.267 miles
Race 10 - 2nd Race	17/07/2016 15:05
Race (12 Laps) started at 15:34:01	



POLE POSITION

2 50 Jamie THORBURN
4 92 Matthew CHISHOLM
6 3 Neil BROOME
8 30 Steven BARLOW
10 16 Ivor MAIRS
12 27 David HOURIE
14 29 Ross HOWE

1 25 Neil MacLENNAN
3 8 Sebastian MELROSE
5 71 Matthew COWLEY
7 70 David THORBURN
9 77 Fraser GRAY
11 22 Fergus MCINTYRE
13 33 Jordan GRONKOWSKI

1
2
3
4
5
6
7

Clerk of the Course. Orbits

Sig : Time :

Chief Timekeeper : Ian Sharp (SMART Timing)

Results available at www.mylaps.com and www.smart-timing.co.uk





Race Results



Bulletin No. _____

SMRC Summer Race Meeting

Sorted on Laps

Scottish Classics Championship

Knockhill 1.267 miles

Race 3 - 1st Race

17/07/2016 11:40

Race (12 Laps) started at 11:36:20

Pos	No.	Name	Make/Model	CC	Class	Laps	Total Tm	Diff	Best Tm	In Lap	Best Speed
1	77	Tommy GILMARTIN	Morgan +8	3900	CE	12	11:48.895		58.301	10	78.229
2	39	Harry SIMPSON	Ginetta G4R	1851	CG	12	11:51.157	2.262	58.042	9	78.578
3	49	Raymond BOYD	Porsche 911	2998	CD	12	12:11.353	22.458	59.436	2	76.735
4	78	Andrew GRAHAM	Triumph TR8	3900	CE	12	12:16.273	27.378	1:00.211	11	75.748
5	4	Stan BERNARD	Porsche 911	2994	CD	12	12:18.364	29.469	1:00.339	6	75.587
6	21	Jimmy CROW	Ford Escort	2000	CB	11	11:54.815	1 Lap	1:02.217	10	73.305
7	17	Ian DALTRY	Alfa Romeo Alfasud	1494	CA	11	12:01.361	1 Lap	1:03.654	7	71.650
8	13	Alistair BAPTIE	Fiat X1/9	1498	CA	11	12:02.644	1 Lap	1:03.614	10	71.696
9	35	Ian BLACKLIN	Ford Capri	3000	CD	11	12:10.379	1 Lap	1:04.007	4	71.255
10	54	Howard GORDON	MG Midget	1380	CA	11	12:18.201	1 Lap	1:05.748	6	69.368
11	10	Andy WALKER	Mallock Type R	1600	CG	11	12:37.758	1 Lap	1:06.055	10	69.046
12	20	William CONWAY	Mini Clubman GT	1380	CA	10	12:06.158	2 Laps	1:09.703	4	65.432

Not classified

DNF	57	Bruce MITCHELL	Lotus Europa TC	1800	CB	10	10:40.697	DNF	1:01.971	8	73.596
-----	----	----------------	-----------------	------	----	----	-----------	-----	----------	---	--------

Announcements

Car No.35 - Racetime includes 10 second time penalty - False Start.

Margin of Victory	Avg. Speed	Best Lap Tm	Best Speed	Best Lap by
2.262	77.205	58.042	78.578	39 - Harry SIMPSON

Clerk of the Course.

Orbits

Sig : Time :
Chief Timekeeper : Ian Sharp (SMART Timing)

Results available at www.mylaps.com and www.smart-timing.co.uk

Printed: 18/07/2016 18:39:41





SMRC Summer Race Meeting

Scottish Classics Championship

Knockhill 1.267 miles

Race 3 - 1st Race

17/07/2016 11:40

Race (12 Laps) started at 11:36:20

Table with columns: Lap, Time of Day, Lap Tm, S1, S2, S3, S3Spd, SFSpd. Rows include drivers like Tommy GILMARTIN, Harry SIMPSON, Raymond BOYD, Andrew GRAHAM, Stan BERNARD, Jimmy CROW, Ian DALTRY, Alistair BAPTIE, Ian BLACKLIN, Howard GORDON, and Andy WALKER.

Clerk of the Course.

Sig : Time : Chief Timekeeper : Ian Sharp (SMART Timing) Results available at www.mylaps.com and www.smart-timing.co.uk





SMRC Summer Race Meeting

Scottish Classics Championship

Knockhill 1.267 miles

Race 3 - 1st Race

17/07/2016 11:40

Race (12 Laps) started at 11:36:20

Lap	Time of Day	Lap Tm	S1	S2	S3	S3Spd	SFSpd	Lap	Time of Day	Lap Tm	S1	S2	S3	S3Spd	SFSpd
(20) William CONWAY															
1	11:37:38.169			27.850	21.005	79.985	74.813								
2	11:38:48.223	1:10.054	22.557	26.422	21.075	80.755	74.316								
3	11:39:59.491	1:11.268	23.320	27.236	20.712	79.230	74.730								
4	11:41:09.194	1:09.703	22.438	26.581	20.684	80.853	74.730								
5	11:42:20.219	1:11.025	22.530	26.668	21.827	80.658	74.981								
6	11:43:30.314	1:10.095	22.493	26.621	20.981	80.658	74.981								
7	11:44:41.988	1:11.674	24.074	26.821	20.779	80.755	75.317								
8	11:46:04.092	1:22.104	31.454	29.516	21.134	79.323	75.487								
9	11:47:14.742	1:10.650	22.868	26.810	20.972	82.139	75.572								
10	11:48:26.605	1:11.863	23.237	27.767	20.859	81.639	75.317								
(57) Bruce MITCHELL															
1	11:37:30.653			23.869	19.914	101.524	88.532								
2	11:38:33.169	1:02.516	20.661	23.819	18.036	98.543	90.809								
3	11:39:39.043	1:05.874	20.495	23.631	21.748	98.688	78.765								
4	11:40:42.731	1:03.688	21.351	23.922	18.415	101.066	92.181								
5	11:41:47.711	1:04.980	20.575	23.638	20.767	100.914	84.518								
6	11:42:50.280	1:02.569	20.669	23.710	18.190	100.762	91.552								
7	11:43:53.872	1:03.592	20.479	23.564	19.549	101.832	89.836								
8	11:44:55.843	1:01.971	20.093	23.641	18.237	99.125	93.726								
9	11:45:59.016	1:03.173	20.520	24.285	18.368	98.543	94.919								
10	11:47:01.144	1:02.128	20.199	23.585	18.344	100.762	89.239								

Clerk of the Course.

Orbits

Sig : Time :
 Chief Timekeeper : Ian Sharp (SMART Timing)
 Results available at www.mylaps.com and www.smart-timing.co.uk





Race Results



Bulletin No. _____

SMRC Summer Race Meeting

Lapchart


Scottish Classics Championship

Knockhill 1.267 miles

Race 3 - 1st Race

17/07/2016 11:40

Race (12 Laps) started at 11:36:20



Competitors	Laps											
	1	2	3	4	5	6	7	8	9	10	11	12
Tommy GILMARTIN (77)	1	77	77	77	77	77	77	77	77	77	77	77
Harry SIMPSON (39)	2	39	39	39	39	39	39	39	39	39	39	39
Raymond BOYD (49)	3	49	49	49	49	49	49	49	49	49	49	49
Stan BERNARD (4)	4	4	4	4	4	4	4	4	4	4	78	78
Andrew GRAHAM (78)	5	78	78	78	78	78	78	78	78	78	4	4
Jimmy CROW (21)	6	21	21	21	21	21	21	21	21	21	21	21
Bruce MITCHELL (57)	7	57	57	57	57	57	57	57	57	57	57	35
Ian BLACKLIN (35)	8	35	35	35	35	35	35	35	35	35	35	17
Ian DALTRY (17)	9	17	17	17	17	17	17	17	17	17	17	13
Howard GORDON (54)	10	54	13	13	13	13	13	13	13	13	13	54
Alistair BAPTIE (13)	11	13	54	54	54	54	54	54	54	54	54	10
William CONWAY (20)	12	20	20	10	10	10	10	10	10	10	10	10
Andy WALKER (10)	13	10	10	20	20	20	20	20	20	20	20	20

Margin of Victory	Avg. Speed	Best Lap Tm	Best Speed	Best Lap by
2.262	77.205	58.042	78.578	39 - Harry SIMPSON

Clerk of the Course.

Orbits

Sig : Time :
Chief Timekeeper : Ian Sharp (SMART Timing)

Results available at www.mylaps.com and www.smart-timing.co.uk

Printed: 18/07/2016 18:40:38





SMRC Summer Race Meeting


Scottish Classics Championship

Knockhill 1.267 miles

Race 11 - 2nd Race

17/07/2016 15:30

Race started at 15:53:44



POLE POSITION

2	39 Harry SIMPSON
4	78 Andrew GRAHAM
6	21 Jimmy CROW
8	13 Alistair BAPTIE
10	54 Howard GORDON
12	20 William CONWAY

1	77 Tommy GILMARTIN
3	49 Raymond BOYD
5	4 Stan BERNARD
7	17 Ian DALTRY
9	35 Ian BLACKLIN
11	10 Andy WALKER
13	57 Bruce MITCHELL

1
2
3
4
5
6
7

Clerk of the Course.

Orbits

Sig : Time :
Chief Timekeeper : Ian Sharp (SMART Timing)
Results available at www.mylaps.com and www.smart-timing.co.uk



Race Results



Bulletin No. _____

SMRC Summer Race Meeting

Sorted on Laps

Scottish BMW Compact Cup

Knockhill 1.267 miles

Race 4 - 1st Race

17/07/2016 12:05

Race (12 Laps) started at 12:00:26

Pos	No.	Name	Make/Model	CC	Class Code	Laps	Total Tm	Diff	Best Tm	In Lap	Best Speed
1	23	David McNAUGHTON	BMW Compact	1900	BMWCC	12	12:52.040		1:03.438	8	71.894
2	91	Neil MacINNES	BMW Compact	1900	BMWCN	12	12:53.293	1.253	1:03.332	6	72.015
3	28	Alistair SMITH	BMW Compact	1900	BMWCN	12	12:53.631	1.591	1:03.371	6	71.970
4	85	Gary CLARK	BMW Compact	1900	BMWCC	12	12:57.433	5.393	1:03.623	7	71.685
5	72	Cliff HARPER	BMW Compact	1900	BMWCC	12	12:57.989	5.949	1:03.701	5	71.598
6	81	Douglas SIMPSON	BMW Compact	1900	BMWCN	12	12:59.434	7.394	1:04.083	12	71.171
7	35	Martin BUCHAN	BMW Compact	1900	BMWCN	12	13:05.228	13.188	1:04.512	6	70.698
8	40	Steven GOLDIE	BMW Compact	1900	BMWCN	12	13:05.571	13.531	1:03.997	6	71.266
9	32	Liam GRANT	BMW Compact	1900	BMWCN	12	13:06.595	14.555	1:04.577	6	70.626
10	90	Richard SUTHERLAND	BMW Compact	1900	BMWCC	12	13:07.453	15.413	1:04.187	7	71.056
11	53	Andrew MACKIE	BMW Compact	1900	BMWCN	12	13:08.743	16.703	1:04.420	11	70.799
12	77	Ashleigh MORRIS	BMW Compact	1900	BMWCC	12	13:10.117	18.077	1:04.714	5	70.477
13	99	Philip WEBSTER	BMW Compact	1900	BMWCN	12	13:16.429	24.389	1:04.734	12	70.455
14	14	Lee ELRICK	BMW Compact	1900	BMWCN	12	13:17.611	25.571	1:03.089	6	72.292
15	66	Ross JOHNSTONE	BMW Compact	1900	BMWCN	12	13:49.919	57.879	1:07.606	6	67.462
16	55	Gordon McSHANNOCK	BMW Compact	1900	BMWCN	12	13:52.377	1:00.337	1:07.540	8	67.528

Margin of Victory	Avg. Speed	Best Lap Tm	Best Speed	Best Lap by
1.253	70.890	1:03.089	72.292	14 - Lee ELRICK

Clerk of the Course.

Orbits

Sig : Time :
Chief Timekeeper : Ian Sharp (SMART Timing)Results available at www.mylaps.com and www.smart-timing.co.uk

Printed: 18/07/2016 18:33:14





SMRC Summer Race Meeting

Scottish BMW Compact Cup

Knockhill 1.267 miles

Race 4 - 1st Race

17/07/2016 12:05

Race (12 Laps) started at 12:00:26

Lap	Time of Day	Lap Tm	S1	S2	S3	S3Spd	SFSpd
(23) David McNAUGHTON							
1	12:01:34.859			24.253	19.657	88.767	79.417
2	12:02:38.822	1:03.963	20.396	24.000	19.567	89.477	79.323
3	12:03:43.734	1:04.912	20.793	24.573	19.546	88.532	80.081
4	12:04:47.775	1:04.041	20.686	24.002	19.353	89.477	80.658
5	12:05:51.376	1:03.601	20.365	23.824	19.412	89.596	80.755
6	12:06:55.231	1:03.855	20.243	24.170	19.442	89.002	80.950
7	12:07:58.898	1:03.667	20.359	23.998	19.310	89.477	80.368
8	12:09:02.336	1:03.438	20.276	23.861	19.301	89.358	80.561
9	12:10:06.260	1:03.924	20.501	23.951	19.472	89.120	80.272
10	12:11:10.017	1:03.757	20.557	23.810	19.390	89.477	79.417
11	12:12:14.146	1:04.129	20.370	24.310	19.449	89.477	80.368
12	12:13:18.646	1:04.500	20.646	24.267	19.587	89.477	79.136

(91) Neil MacINNIS							
1	12:01:35.213			24.376	19.600	89.836	80.658
2	12:02:39.044	1:03.831	20.293	23.958	19.580	91.055	80.853
3	12:03:44.071	1:05.027	20.801	24.491	19.735	89.120	81.146
4	12:04:48.908	1:04.837	20.516	24.852	19.469	87.722	80.853
5	12:05:52.282	1:03.374	20.304	23.797	19.273	90.320	81.244
6	12:06:55.614	1:03.332	20.208	23.645	19.479	90.442	81.146
7	12:07:59.617	1:04.003	20.280	24.262	19.461	90.320	80.950
8	12:09:03.247	1:03.630	20.396	23.794	19.440	90.442	81.048
9	12:10:06.623	1:03.376	20.387	23.730	19.259	90.442	81.540
10	12:11:10.517	1:03.894	20.417	23.897	19.580	90.198	80.950
11	12:12:15.744	1:05.227	21.359	24.392	19.476	89.716	80.853
12	12:13:19.899	1:04.155	20.757	23.821	19.577	89.716	80.950

(28) Alistair SMITH							
1	12:01:35.720			24.083	19.521	89.120	79.417
2	12:02:39.277	1:03.557	20.292	23.767	19.498	90.686	79.136
3	12:03:45.310	1:06.033	20.819	24.892	20.322	89.120	78.123
4	12:04:49.907	1:04.597	20.429	24.104	20.064	88.183	79.136
5	12:05:53.547	1:03.640	20.415	23.875	19.350	90.320	79.417
6	12:06:56.918	1:03.371	20.285	23.802	19.284	89.477	79.043
7	12:08:00.516	1:03.598	20.405	23.876	19.317	89.716	79.323
8	12:09:04.332	1:03.816	20.311	23.943	19.562	90.932	79.417
9	12:10:07.736	1:03.404	20.309	23.772	19.323	89.477	79.606
10	12:11:11.402	1:03.666	20.342	23.882	19.442	89.716	79.043
11	12:12:16.423	1:05.021	20.817	24.859	19.345	89.120	79.511
12	12:13:20.237	1:03.814	20.514	23.731	19.569	89.477	79.230

(85) Gary CLARK							
1	12:01:37.980			24.216	20.656	90.442	74.152
2	12:02:42.192	1:04.212	20.993	23.678	19.541	89.120	79.043
3	12:03:46.047	1:03.855	20.280	23.880	19.695	89.836	79.795
4	12:04:50.707	1:04.660	20.874	23.940	19.846	90.564	79.230
5	12:05:54.438	1:03.731	20.497	23.817	19.417	91.427	79.700
6	12:06:58.449	1:04.011	20.337	24.241	19.433	88.068	79.700
7	12:08:02.072	1:03.623	20.372	23.910	19.341	89.957	79.985
8	12:09:06.484	1:04.412	20.461	24.498	19.453	87.608	79.606
9	12:10:10.664	1:04.180	20.513	24.118	19.549	88.884	79.795
10	12:11:16.161	1:05.497	20.702	24.989	19.806	86.257	79.043
11	12:12:20.139	1:03.978	20.386	24.098	19.494	88.416	79.795
12	12:13:24.039	1:03.900	20.721	23.904	19.275	89.477	78.857

(72) Cliff HARPER							
1	12:01:37.785			24.575	19.822	89.596	79.043
2	12:02:41.540	1:03.755	20.522	23.980	19.253	89.477	79.511
3	12:03:45.824	1:04.284	20.563	24.007	19.714	90.932	80.272
4	12:04:50.330	1:04.506	20.815	23.965	19.726	90.686	78.397
5	12:05:54.031	1:03.701	20.661	23.808	19.232	90.686	80.081
6	12:06:58.052	1:04.021	20.398	24.313	19.310	89.239	79.511
7	12:08:01.807	1:03.755	20.389	23.992	19.374	90.077	80.272
8	12:09:06.103	1:04.296	20.554	24.444	19.298	88.068	79.700
9	12:10:10.323	1:04.220	20.670	24.170	19.380	89.596	79.890
10	12:11:16.438	1:06.115	20.911	25.192	20.012	88.532	78.950
11	12:12:20.722	1:04.284	20.736	24.093	19.455	90.198	80.368
12	12:13:24.595	1:03.873	20.555	23.922	19.396	90.932	79.795

(81) Douglas SIMPSON							
1	12:01:36.809			24.332	19.757	89.716	79.606
2	12:02:40.897	1:04.088	20.560	23.844	19.684	89.596	79.890

Lap	Time of Day	Lap Tm	S1	S2	S3	S3Spd	SFSpd
3	12:03:45.565	1:04.668	20.473	24.057	20.138	89.120	79.417
4	12:04:51.130	1:05.565	21.411	24.385	19.769	89.596	80.272
5	12:05:55.580	1:04.450	20.523	23.874	20.053	90.077	77.491
6	12:07:00.130	1:04.550	20.551	24.170	19.829	88.183	79.890
7	12:08:04.816	1:04.686	20.718	24.222	19.746	88.649	79.795
8	12:09:09.127	1:04.311	20.496	24.172	19.643	88.532	79.890
9	12:10:13.518	1:04.391	20.488	24.205	19.698	88.416	79.795
10	12:11:17.842	1:04.324	20.490	24.229	19.605	87.837	79.890
11	12:12:21.957	1:04.115	20.319	24.162	19.634	89.120	79.985
12	12:13:26.040	1:04.083	20.373	23.989	19.721	88.649	79.417

(35) Martin BUCHAN							
1	12:01:38.870					24.967	19.965
2	12:02:43.912	1:05.042	21.045	24.224	19.773	89.120	78.950
3	12:03:48.927	1:05.015	20.851	24.352	19.812	88.416	79.043
4	12:04:53.703	1:04.776	20.822	24.307	19.647	88.884	79.417
5	12:05:58.361	1:04.658	20.757	24.282	19.619	88.767	79.511
6	12:07:02.873	1:04.512	20.639	24.251	19.622	88.416	79.511
7	12:08:07.562	1:04.689	20.625	24.384	19.680	87.266	79.323
8	12:09:12.329	1:04.767	20.791	24.280	19.696	87.608	79.417
9	12:10:17.038	1:04.709	20.736	24.131	19.842	87.837	79.323
10	12:11:22.040	1:05.002	20.823	24.373	19.806	87.722	79.417
11	12:12:27.023	1:04.983	20.977	24.294	19.712	87.608	79.230
12	12:13:31.834	1:04.811	20.740	24.247	19.824	88.299	79.043

(40) Steven GOLDIE							
1	12:01:40.659					26.215	19.894
2	12:02:45.775	1:05.116	21.017	24.266	19.833	90.077	79.043
3	12:03:50.495	1:04.720	20.607	24.280	19.833	90.564	79.417
4	12:04:55.279	1:04.784	21.181	23.877	19.726	90.077	79.890
5	12:05:59.832	1:04.553	20.523	24.241	19.789	89.477	79.795
6	12:07:03.829	1:03.997	20.499	23.773	19.725	90.320	79.606
7	12:08:08.358	1:04.529	20.688	24.231	19.610	89.716	79.795
8	12:09:13.289	1:04.931	20.778	24.671	19.482	88.183	80.081
9	12:10:17.407	1:04.118	20.384	23.988	19.746	89.716	80.272
10	12:11:22.304	1:04.897	20.907	24.391	19.599	89.836	80.176
11	12:12:27.505	1:05.201	21.086	24.506	19.609	89.716	80.081
12	12:13:32.177	1:04.672	20.576	24.416	19.680	89.596	80.081

(32) Liam GRANT							
1	12:01:38.330					24.908	19.806
2	12:02:43.433	1:05.103	21.092	24.425	19.586	88.532	79.606
3	12:03:48.419	1:04.986	20.730	24.460	19.796	88.068	79.795
4	12:04:53.004	1:04.585	20.671	24.345	19.569	88.649	80.081
5	12:05:57.710	1:04.706	20.661	24.431	19.614	88.767	79.985
6	12:07:02.287	1:04.577	<				



SMRC Summer Race Meeting

Scottish BMW Compact Cup

Knockhill 1.267 miles

Race 4 - 1st Race

17/07/2016 12:05

Race (12 Laps) started at 12:00:26

Lap	Time of Day	Lap Tm	S1	S2	S3	S3Spd	SFSpd	Lap	Time of Day	Lap Tm	S1	S2	S3	S3Spd	SFSpd
7	12:08:08.967	1:04.914						11	12:13:09.608	1:08.604	22.129	25.628	20.847	86.146	77.581
8	12:09:13.706	1:04.739						12	12:14:18.983	1:09.375	22.434	26.421	20.520	84.946	77.761
9	12:10:19.638	1:05.932													
10	12:11:24.940	1:05.302													
11	12:12:29.360	1:04.420													
12	12:13:35.349	1:05.989													

(77) Ashleigh MORRIS

1	12:01:41.194			25.344	20.456	86.927	77.851
2	12:02:46.808	1:05.614	20.897	24.807	19.910	88.884	78.765
3	12:03:51.934	1:05.126	20.707	24.507	19.912	87.494	79.230
4	12:04:56.741	1:04.807	20.680	24.387	19.740	88.183	79.323
5	12:06:01.455	1:04.714	20.698	24.198	19.818	88.299	79.043
6	12:07:06.308	1:04.853	20.718	24.354	19.781	88.183	79.323
7	12:08:11.146	1:04.838	20.758	24.477	19.603	88.183	79.417
8	12:09:16.332	1:05.186	21.040	24.387	19.759	88.068	79.700
9	12:10:21.730	1:05.398	21.197	24.366	19.835	87.837	79.511
10	12:11:26.536	1:04.806	20.851	24.244	19.711	88.416	79.795
11	12:12:31.723	1:05.187	20.870	24.459	19.858	88.299	79.700
12	12:13:36.723	1:05.000	20.975	24.388	19.637	89.120	79.700

(99) Philip WEBSTER

1	12:01:41.454			25.744	20.170	88.767	78.672
2	12:02:47.773	1:06.319	21.254	24.692	20.373	89.716	79.323
3	12:03:53.185	1:05.412	21.042	24.461	19.909	89.002	79.700
4	12:04:59.182	1:05.997	21.171	25.039	19.787	88.183	79.890
5	12:06:04.825	1:05.643	21.002	24.537	20.104	88.884	80.081
6	12:07:09.980	1:05.155	20.946	24.427	19.782	88.767	80.465
7	12:08:15.617	1:05.637	20.945	24.611	20.081	88.532	80.368
8	12:09:20.839	1:05.222	21.032	24.571	19.619	88.416	80.561
9	12:10:26.173	1:05.334	21.030	24.485	19.819	88.532	79.511
10	12:11:31.595	1:05.422	21.119	24.624	19.679	88.183	80.081
11	12:12:38.301	1:06.706	21.143	26.027	19.536	88.068	80.465
12	12:13:43.035	1:04.734	21.014	24.304	19.416	89.239	80.755

(14) Lee ELRICK

1	12:01:36.467			24.232	19.830	89.716	76.958
2	12:02:40.178	1:03.711	20.590	23.645	19.476	90.442	80.465
3	12:03:44.962	1:04.784	20.369	24.149	20.266	89.358	79.700
4	12:04:49.644	1:04.682	20.347	24.550	19.785	86.590	80.272
5	12:05:52.934	1:03.290	20.399	23.510	19.381	91.055	80.465
6	12:06:56.023	1:03.089	20.234	23.517	19.338	91.179	80.755
7	12:07:59.950	1:03.927	20.181	24.117	19.629	90.686	81.244
8	12:09:03.873	1:03.923	20.309	24.104	19.510	90.686	80.465
9	12:10:07.123	1:03.250	20.323	23.545	19.382	91.427	80.658
10	12:11:10.658	1:03.535	20.300	23.663	19.572	91.179	80.465
11	12:12:14.194	1:29.536	21.293	48.920	19.323	89.120	79.795
12	12:13:44.217	1:04.023	20.633	23.968	19.422	91.179	79.700

(66) Ross JOHNSTONE

1	12:01:43.645			26.721	20.703	85.379	77.671
2	12:02:52.273	1:08.628	21.699	26.245	20.684	85.596	77.941
3	12:03:59.926	1:07.653	21.486	25.744	20.423	85.815	76.958
4	12:05:08.150	1:08.224	21.404	26.062	20.758	84.839	75.148
5	12:06:17.377	1:09.227	22.813	25.972	20.442	85.270	78.032
6	12:07:24.983	1:07.606	21.643	25.833	20.130	85.487	77.581
7	12:08:32.865	1:07.882	21.347	25.998	20.537	84.946	77.761
8	12:09:40.629	1:07.764	21.511	25.925	20.328	85.487	77.671
9	12:10:48.328	1:07.699	21.539	25.828	20.332	85.487	77.851
10	12:11:58.190	1:09.862	22.346	26.929	20.587	83.780	77.581
11	12:13:07.008	1:08.818	21.990	26.294	20.534	85.815	77.402
12	12:14:16.525	1:09.517	22.306	26.344	20.867	85.162	75.657

(55) Gordon McSHANNOCK

1	12:01:44.854			27.081	20.918	84.306	77.047
2	12:02:54.006	1:09.152	22.391	25.863	20.898	85.379	76.782
3	12:04:02.783	1:08.777	22.005	26.188	20.584	85.054	77.761
4	12:05:10.992	1:08.209	21.953	25.776	20.480	85.815	77.224
5	12:06:20.275	1:09.283	22.796	25.862	20.625	85.925	77.941
6	12:07:28.433	1:08.158	22.037	25.680	20.441	85.925	77.851
7	12:08:37.011	1:08.578	22.219	25.730	20.629	85.596	77.491
8	12:09:44.551	1:07.540	21.716	25.441	20.383	85.270	77.851
9	12:10:52.368	1:07.817	21.853	25.589	20.375	86.479	77.671
10	12:12:01.004	1:08.636	21.914	26.145	20.577	86.035	78.123

Clerk of the Course.

Sig : Time :
Chief Timekeeper : Ian Sharp (SMART Timing)

Results available at www.mylaps.com and www.smart-timing.co.uk

Orbits





SMRC Summer Race Meeting

Lapchart

Scottish BMW Compact Cup

Knockhill 1.267 miles

Race 4 - 1st Race

17/07/2016 12:05

Race (12 Laps) started at 12:00:26

Competitors	Laps	Laps											
		1	2	3	4	5	6	7	8	9	10	11	12
David McNAUGHTON (23)	1	23	23	23	23	23	23	23	23	23	23	23	23
Neil MacINNES (91)	2	91	91	91	91	91	91	91	91	91	91	91	91
Alistair SMITH (28)	3	28	28	14	14	14	14	14	14	14	14	28	28
Lee ELRICK (14)	4	14	14	28	28	28	28	28	28	28	28	85	85
Douglas SIMPSON (81)	5	81	81	81	72	72	72	72	72	72	85	72	72
Cliff HARPER (72)	6	72	72	72	85	85	85	85	85	85	72	81	81
Gary CLARK (85)	7	85	85	85	81	81	81	81	81	81	81	35	35
Liam GRANT (32)	8	32	32	32	32	32	32	35	35	35	35	40	40
Martin BUCHAN (35)	9	35	35	35	35	35	35	32	40	40	40	32	32
Andrew MACKIE (53)	10	53	53	53	53	53	40	40	32	32	32	90	90
Richard SUTHERLAND (90)	11	90	40	40	40	40	53	53	53	90	90	53	53
Steven GOLDIE (40)	12	40	90	90	90	90	90	90	90	53	53	77	77
Ashleigh MORRIS (77)	13	77	77	77	77	77	77	77	77	77	77	99	99
Philip WEBSTER (99)	14	99	99	99	99	99	99	99	99	99	99	14	14
Ross JOHNSTONE (66)	15	66	66	66	66	66	66	66	66	66	66	66	66
Gordon McSHANNOCK (55)	16	55	55	55	55	55	55	55	55	55	55	55	55

Margin of Victory	Avg. Speed	Best Lap Tm	Best Speed	Best Lap by
1.253	70.890	1:03.089	72.292	14 - Lee ELRICK

Clerk of the Course.

Orbits

Sig : Time :
Chief Timekeeper : Ian Sharp (SMART Timing)

Results available at www.mylaps.com and www.smart-timing.co.uk

Printed: 18/07/2016 18:34:17





SMRC Summer Race Meeting

Scottish BMW Compact Cup Knockhill 1.267 miles
Race 131- 2nd Race 17/07/2016 16:15
Race (12 Laps) started at 16:57:12



POLE POSITION

2 91 Neil MacINNES
4 85 Gary CLARK
6 81 Douglas SIMPSON
8 40 Steven GOLDIE
10 90 Richard SUTHERLAND
12 77 Ashleigh MORRIS
14 14 Lee ELRICK
16 55 Gordon McSHANNOCK

1 23 David McNAUGHTON
3 28 Alistair SMITH
5 72 Cliff HARPER
7 35 Martin BUCHAN
9 32 Liam GRANT
11 53 Andrew MACKIE
13 99 Philip WEBSTER
15 66 Ross JOHNSTONE

1
2
3
4
5
6
7
8

Clerk of the Course. Orbits

Sig : Time :
Chief Timekeeper : Ian Sharp (SMART Timing)
Results available at www.mylaps.com and www.smart-timing.co.uk



Race Results



Bulletin No. _____

SMRC Summer Race Meeting

Sorted on Laps

Scottish Legends Championship

Knockhill 1.267 miles

Race 5 - Heat 1

17/07/2016 12:30

Race (8 Laps) started at 12:26:20

Pos	No.	Name	Make/Model	CC	Class Code	Laps	Total Tm	Diff	Best Tm	In Lap	Best Speed
1	1	John PATERSON	Ford Coupe	1250	L	8	8:13.778		59.889	8	76.155
2	22	Ben MASON	Ford Coupe	1250	L	8	8:14.543	0.765	59.985	4	76.033
3	46	Ross McCULLOCH	Ford Coupe	1250	L R	8	8:20.886	7.108	1:00.498	8	75.388
4	37	Ivor GREENWOOD	Ford Coupe	1250	L	8	8:20.973	7.195	1:00.699	5	75.139
5	7	Dave NEWALL	Ford Coupe	1250	LT	8	8:25.858	12.080	1:01.601	8	74.038
6	17	Billy WAIT	37 Ford	1250	L	8	8:26.563	12.785	1:01.178	6	74.550
7	38	Pino PALAZZO	Ford Sedan	1250	L	8	8:26.678	12.900	1:01.418	4	74.259
8	68	Scott HYNDS	Ford Coupe	1250	L	8	8:26.983	13.205	1:01.841	6	73.751
9	71	Ryan McLEISH	Ford Coupe	1250	L R	8	8:27.559	13.781	1:01.375	5	74.311
10	52	Stewart BLACK	Ford Coupe	1250	L	8	8:28.071	14.293	1:01.620	6	74.016
11	88	Jeff PRITCHARD	Ford Coupe	1200	L	8	8:28.202	14.424	1:01.605	5	74.034
12	18	Gary LYNCH	Ford Coupe	1250	L	8	8:37.684	23.906	1:03.046	6	72.341
13	4	Colin McNEILL	Ford Coupe	1250	LT	8	8:45.551	31.773	1:03.765	6	71.526
14	85	Mark BEATY	Ford Coupe	1250	L R	8	9:03.372	49.594	1:05.046	5	70.117

Not classified

DNF	77	Allan CLARKE	Ford Coupe	1250	L R	1	1:14.956	DNF	1:10.953	1	64.280
-----	----	--------------	------------	------	-----	---	----------	-----	----------	---	--------

Margin of Victory	Avg. Speed	Best Lap Tm	Best Speed	Best Lap by
0.765	73.893	59.889	76.155	1 - John PATERSON

Clerk of the Course.

Orbits

Sig : Time :
Chief Timekeeper : Ian Sharp (SMART Timing)

Results available at www.mylaps.com and www.smart-timing.co.uk

Printed: 18/07/2016 18:59:17





SMRC Summer Race Meeting

Scottish Legends Championship

Knockhill 1.267 miles

Race 5 - Heat 1

17/07/2016 12:30

Race (8 Laps) started at 12:26:20

Lap	Time of Day	Lap Tm	S1	S2	S3	S3Spd	SFSpd
(1) John PATERSON							
1	12:27:25.405	1:04.396	23.137	23.102	18.157	95.053	90.198
2	12:28:25.610	1:00.205	19.336	22.794	18.075	95.868	90.442
3	12:29:33.665	1:08.055	19.421	27.473	21.161	60.566	90.442
4	12:30:33.801	1:00.136	19.387	22.803	17.946	96.419	88.068
5	12:31:33.794	59.993	19.508	22.640	17.845	96.143	90.686
6	12:32:34.179	1:00.385	19.348	22.802	18.235	94.120	90.077
7	12:33:34.469	1:00.290	19.805	22.620	17.865	95.595	90.564
8	12:34:34.358	59.889	19.322	22.738	17.829	95.595	90.686
(22) Ben MASON							
1	12:27:29.574	1:06.579	23.992	24.180	18.407	97.682	91.552
2	12:28:31.043	1:01.469	19.847	23.299	18.323	98.398	93.205
3	12:29:34.113	1:03.070	19.922	24.421	18.727	92.562	91.677
4	12:30:34.098	59.985	19.342	22.728	17.915	97.824	91.179
5	12:31:34.116	1:00.018	19.367	22.740	17.911	97.967	92.054
6	12:32:34.359	1:00.243	19.264	22.604	18.375	94.518	92.435
7	12:33:34.993	1:00.634	19.771	22.841	18.022	96.976	90.809
8	12:34:35.123	1:00.130	19.398	22.758	17.974	96.281	89.358
(46) Ross McCULLOCH							
1	12:27:30.959	1:07.303	24.193	24.571	18.539	98.979	91.552
2	12:28:32.598	1:01.639	19.880	23.314	18.445	96.558	92.054
3	12:29:36.736	1:04.138	19.902	23.437	20.799	95.459	91.303
4	12:30:38.281	1:01.545	20.192	23.404	17.949	97.399	91.928
5	12:31:39.395	1:01.114	19.781	22.999	18.334	99.419	90.198
6	12:32:40.144	1:00.749	19.669	23.096	17.984	96.281	90.686
7	12:33:40.968	1:00.824	19.587	23.235	18.002	96.968	90.809
8	12:34:41.466	1:00.498	19.426	23.168	17.904	98.254	90.320
(37) Ivor GREENWOOD							
1	12:27:28.384	1:06.440	24.580	23.585	18.275	98.111	92.818
2	12:28:30.057	1:01.673	19.946	23.459	18.268	97.117	91.802
3	12:29:35.600	1:05.543	19.689	25.364	20.490	86.814	90.809
4	12:30:37.034	1:01.434	19.699	23.439	18.296	99.419	92.690
5	12:31:37.733	1:00.699	19.732	23.031	17.936	95.868	91.303
6	12:32:38.792	1:01.059	19.581	23.308	18.170	95.595	90.198
7	12:33:40.025	1:01.233	19.781	23.452	18.000	94.785	90.932
8	12:34:41.553	1:01.528	19.752	23.515	18.261	95.323	92.947
(7) Dave NEWALL							
1	12:27:27.588	1:06.283	24.025	23.680	18.578	96.143	91.179
2	12:28:30.519	1:02.931	20.385	23.693	18.853	95.053	92.435
3	12:29:34.812	1:04.293	19.910	24.740	19.643	88.884	91.552
4	12:30:36.823	1:02.011	20.160	23.523	18.328	96.143	90.442
5	12:31:39.351	1:02.528	20.351	23.507	18.670	96.558	89.836
6	12:32:41.716	1:02.365	20.529	23.395	18.441	96.143	89.957
7	12:33:44.837	1:03.121	20.750	23.677	18.694	93.205	89.716
8	12:34:46.438	1:01.601	20.139	23.168	18.294	95.053	90.198
(17) Billy WAIT							
1	12:27:29.764	1:07.054	24.096	24.210	18.748	94.518	91.179
2	12:28:32.335	1:02.571	20.324	23.920	18.327	96.836	90.077
3	12:29:38.421	1:06.086	19.774	23.829	22.483	89.239	83.675
4	12:30:39.607	1:01.186	19.878	23.047	18.261	96.281	91.179
5	12:31:41.020	1:01.413	19.701	23.124	18.588	98.254	91.303
6	12:32:42.198	1:01.178	19.980	22.903	18.295	97.967	90.809
7	12:33:44.774	1:02.576	20.760	23.203	18.613	94.252	87.837
8	12:34:47.143	1:02.369	20.816	23.095	18.458	94.785	89.239
(38) Pino PALAZZO							
1	12:27:27.965	1:06.906	24.495	24.063	18.348	95.459	91.802
2	12:28:30.844	1:02.879	20.814	23.882	18.183	94.785	92.435
3	12:29:36.296	1:05.452	20.005	24.676	20.771	87.608	89.957
4	12:30:37.714	1:01.418	20.032	23.392	17.994	95.868	91.677
5	12:31:39.498	1:01.784	19.873	23.239	18.672	98.398	91.552
6	12:32:41.899	1:02.401	20.581	23.578	18.242	96.143	91.303
7	12:33:45.080	1:03.181	20.848	23.555	18.778	94.518	90.686
8	12:34:47.258	1:02.178	20.663	23.161	18.354	97.824	91.677
(68) Scott HYNDS							
1	12:27:29.041	1:07.488	25.001	23.768	18.719	97.967	89.002
2	12:28:31.373	1:02.332	20.091	23.853	18.388	96.143	90.442

Lap	Time of Day	Lap Tm	S1	S2	S3	S3Spd	SFSpd
3	12:29:36.288	1:04.915	19.771	24.442	20.702	91.928	86.035
4	12:30:38.730	1:02.442	20.318	23.900	18.224	97.399	89.957
5	12:31:40.742	1:02.012	19.748	23.682	18.582	93.857	89.596
6	12:32:42.583	1:01.841	20.679	22.815	18.347	96.697	89.358
7	12:33:45.199	1:02.616	20.729	23.194	18.693	97.682	89.002
8	12:34:47.563	1:02.364	20.724	23.115	18.525	99.566	89.477
(71) Ryan McLEISH							
1	12:27:30.532	1:07.485	24.230	24.366	18.889	96.005	87.722
2	12:28:32.250	1:01.718	19.848	23.555	18.315	96.419	90.809
3	12:29:37.535	1:05.285	19.540	24.762	20.983	95.731	87.266
4	12:30:39.279	1:01.744	19.778	23.465	18.501	97.399	88.884
5	12:31:40.654	1:01.375	19.574	23.212	18.589	93.726	83.054
6	12:32:42.868	1:02.214	20.858	23.117	18.239	96.697	89.120
7	12:33:45.630	1:02.762	20.561	23.803	18.398	95.323	87.952
8	12:34:48.139	1:02.509	20.464	23.261	18.784	97.540	87.266
(52) Stewart BLACK							
1	12:27:31.525	1:08.013	24.025	24.793	19.195	92.818	86.590
2	12:28:34.344	1:02.819	20.515	23.754	18.550	94.385	84.839
3	12:29:38.485	1:04.141	20.301	23.906	19.934	91.552	85.706
4	12:30:41.177	1:02.692	20.132	23.675	18.885	92.690	85.162
5	12:31:43.090	1:01.913	19.981	23.352	18.580	92.054	83.989
6	12:32:44.710	1:01.620	19.818	23.149	18.653	92.818	84.946
7	12:33:46.664	1:01.954	19.892	23.304	18.758	93.205	85.379
8	12:34:48.651	1:01.987	20.046	23.497	18.444	91.928	85.487
(88) Jeff PRITCHARD							
1	12:27:31.559	1:08.825	25.362	24.914	18.549	97.399	91.677
2	12:28:34.142	1:02.583	20.162	23.890	18.531	95.323	90.320
3	12:29:38.041	1:03.899	20.736	23.829	19.334	97.824	90.198
4	12:30:40.151	1:02.110	20.004	23.567	18.539	99.714	92.054
5	12:31:41.756	1:01.605	19.868	23.614	18.123	96.419	90.198
6	12:32:43.842	1:02.086	20.231	23.625	18.230	95.868	90.198
7	12:33:46.081	1:02.239	19.870	23.686	18.683	98.111	91.055
8	12:34:48.782	1:02.701	20.532	24.032	18.137	96.976	91.055
(18) Gary LYNCH							
1	12:27:34.234	1:10.307	24.469	25.912	19.926	95.731	86.035
2	12:28:38.337	1:04.103	20.767	24.373	18.963	92.690	88.649
3	12:29:41.875	1:03.538	20.164	24.492	18.882	92.562	89.120
4	12:30:45.572	1:03.697	20.381	24.410	18.906	92.562	88.299
5	12:31:48.937	1:03.365	20.433	24.211	18.721	92.308	89.002
6	12:32:51.983	1:03.046	20.255	23.928	18.863	91.928	87.837
7	12:33:55.136	1:03.153	20.348	24.040	18.765	91.802	88.183
8	12:34:58.264	1:03.128	20.229	23.956	18.943	91.179	87.608
(4) Colin McNEILL							
1	12:27:34.255	1:12.188	25.562	26.580	20.046	93.726	87.266
2	12:28:40.088	1:05.833	21.826	24.856	19.151	94.385	88.068
3	12:29:45.124	1:05.036	20.915	25.169	18.952	92.947	88.649
4	12:30:49.180	1:04.056	20.810	24.460	18.786	94.385	88.416
5	12:31:53.458	1:04.278	21.105	24.414	18.759	93.857	88.068
6	12:32:57.223	1:03.76					



SMRC Summer Race Meeting

Lapchart

Scottish Legends Championship

Knockhill 1.267 miles

Race 5 - Heat 1

17/07/2016 12:30

Race (8 Laps) started at 12:26:20

Competitors	Laps								
	0	1	2	3	4	5	6	7	8
John PATERSON (1)	1	1	1	1	1	1	1	1	1
Pino PALAZZO (38)	2	38	7	37	22	22	22	22	22
Dave NEWALL (7)	3	7	38	7	7	7	37	37	37
Scott HYNDS (68)	4	68	37	38	37	37	7	46	46
Ivor GREENWOOD (37)	5	37	68	22	68	38	46	7	17
Colin McNEILL (4)	6	4	22	68	38	46	38	38	7
Billy WAIT (17)	7	17	17	71	46	68	71	17	38
Jeff PRITCHARD (88)	8	88	71	17	71	71	68	68	68
Ben MASON (22)	9	22	46	46	88	17	17	71	71
Ryan McLEISH (71)	10	71	52	88	17	88	88	88	52
Stewart BLACK (52)	11	52	88	52	52	52	52	52	88
Ross McCULLOCH (46)	12	46	18	18	18	18	18	18	18
Gary LYNCH (18)	13	18	4	4	4	4	4	4	4
Mark BEATY (85)	14	85	85	85	85	85	85	85	85
Allan CLARKE (77)	15	77	77						

Margin of Victory	Avg. Speed	Best Lap Tm	Best Speed	Best Lap by
0.765	73.893	59.889	76.155	1 - John PATERSON

Clerk of the Course.

Orbits

Sig : Time :
Chief Timekeeper : Ian Sharp (SMART Timing)

Results available at www.mylaps.com and www.smart-timing.co.uk

Printed: 18/07/2016 19:00:03



Race Results



Bulletin No. _____

SMRC Summer Race Meeting

Sorted on Laps

Scottish Saloons & Sportscars Championship

Knockhill 1.267 miles

Race 6 - 1st Race

17/07/2016 12:50

Race (12 Laps) started at 12:46:55

Pos	No.	Name	Make/Model	CC	Class	Laps	Total Tm	Diff	Best Tm	In Lap	Best Speed
1	51	Roddie PATERSON	Caterham	2300	A3	12	10:34.710		51.865	7	87.937
2	1	Ian DONALDSON	Misubishi Evo 9	2000	A1	12	10:44.056	9.346	52.539	5	86.809
3	79	Paul BRYDON	BMW M3	3200T	A2	12	11:13.854	39.144	54.814	3	83.206
4	69	Thomson McINTYRE	Subaru Impreza	2000	B1	11	10:54.836	1 Lap	58.807	2	77.556
5	89	William ROBSON	Ford Focus RS	2500	B1	11	11:00.723	1 Lap	58.811	5	77.551
6	63	Graham ROBERTSON	BMW E46 M3	3200	A2	11	11:16.090	1 Lap	58.713	6	77.680
7	23	Brian MELDRUM	Seat Leon Sport	2000	B1	11	11:16.599	1 Lap	1:00.226	3	75.729
8	80	Iain SINCLAIR	Westfield	1998	B2	11	11:17.464	1 Lap	59.231	10	77.001
9	59	Gary WAIT	Ford Sierra Cosworth	2000	A2	9	11:19.834	3 Laps	58.345	7	78.170

Not classified (80% = 9 Laps)

DNF	28	Scott TOLLAN	Escort Cosworth	2000	A1	9	10:01.238	DNF	1:02.934	6	72.470
DNF	29	Robert DRUMMOND	Ford Escort Cosworth	2000	A1	5	5:01.310	DNF	55.308	2	82.463

Margin of Victory	Avg. Speed	Best Lap Tm	Best Speed	Best Lap by
9.346	86.228	51.865	87.937	51 - Roddie PATERSON

Clerk of the Course.

Orbits

Sig : Time :
Chief Timekeeper : Ian Sharp (SMART Timing)

Results available at www.mylaps.com and www.smart-timing.co.uk

Printed: 18/07/2016 19:03:51





SMRC Summer Race Meeting

Scottish Saloons & Sportscars Championship

Knockhill 1.267 miles

Race 6 - 1st Race

17/07/2016 12:50

Race (12 Laps) started at 12:46:55

Lap	Time of Day	Lap Tm	S1	S2	S3	S3Spd	SFSpd
(51) Roddie PATERSON							
1	12:47:52.901						
2	12:48:45.512	52.611	17.436	20.043	15.132		
3	12:49:38.152	52.640	17.230				
4	12:50:30.332	52.180	16.929			0.792	
5	12:51:22.202	51.870					
6	12:52:14.819	52.617					
7	12:53:06.684	51.865	16.845				
8	12:54:00.897	54.213					
9	12:54:52.928	52.031					
10	12:55:45.331	52.403					
11	12:56:37.885	52.554					
12	12:57:30.514	52.629					

Lap	Time of Day	Lap Tm	S1	S2	S3	S3Spd	SFSpd
(1) Ian DONALDSON							
1	12:47:52.518			20.688	15.602	122.908	115.107
2	12:48:45.736	53.218	17.397	20.204	15.617	122.683	116.709
3	12:49:38.966	53.230	17.387	20.028	15.815	122.683	112.220
4	12:50:31.782	52.816	17.187	20.093	15.536	122.236	115.903
5	12:51:24.321	52.539	17.119	20.015	15.405	122.236	114.714
6	12:52:17.130	52.809	17.276	20.175	15.358	122.683	115.903
7	12:53:10.261	53.131	17.276	20.171	15.684	122.683	114.323
8	12:54:04.645	54.384	17.653	20.752	15.979	122.459	113.357
9	12:54:58.026	53.381	17.490	20.206	15.685	122.908	113.935
10	12:55:52.008	53.982	17.777	20.499	15.706	122.683	114.910
11	12:56:46.004	53.996	17.816	20.575	15.605	122.236	115.903
12	12:57:39.860	53.856	17.574	20.579	15.703	122.683	115.107

Lap	Time of Day	Lap Tm	S1	S2	S3	S3Spd	SFSpd
(79) Paul BRYDON							
1	12:47:55.869			21.704	16.425	116.506	104.856
2	12:48:51.066	55.197	17.813	20.959	16.425	116.103	105.681
3	12:49:45.880	54.814	17.763	20.878	16.173	116.912	106.351
4	12:50:40.865	54.985	17.591	20.885	16.509	116.103	105.848
5	12:51:35.685	54.820	17.690	20.866	16.264	116.103	105.349
6	12:52:30.933	55.248	17.856	20.997	16.395	115.305	105.681
7	12:53:26.326	55.393	17.986	21.140	16.267	115.903	106.015
8	12:54:21.377	55.051	17.743	20.958	16.350	115.107	104.856
9	12:55:16.964	55.587	17.746	21.175	16.666	116.103	105.349
10	12:56:12.459	55.495	17.951	21.175	16.369	115.107	105.681
11	12:57:08.430	55.971	18.078	21.383	16.510	116.103	105.349
12	12:58:09.658	1:01.228	18.545	24.308	18.375	111.105	90.077

Lap	Time of Day	Lap Tm	S1	S2	S3	S3Spd	SFSpd
(69) Thomson McINTYRE							
1	12:47:56.865			22.049	16.821	112.033	101.218
2	12:48:55.672	58.807	19.072	22.567	17.168	109.474	100.762
3	12:49:54.764	59.092	19.108	22.675	17.309	106.689	101.524
4	12:50:53.866	59.102	19.165	22.726	17.211	108.413	101.066
5	12:51:53.799	59.933	19.379	23.146	17.408	110.556	99.566
6	12:52:52.935	59.136	19.334	22.603	17.199	109.118	100.310
7	12:53:52.040	59.105	19.495	22.553	17.057	112.033	99.566
8	12:54:50.910	58.870	19.225	22.411	17.234	112.976	100.762
9	12:55:50.460	59.550	19.698	22.796	17.056	106.859	101.987
10	12:56:49.695	59.235	19.730	22.266	17.239	107.890	100.460
11	12:57:50.640	1:00.945	19.472	23.394	18.079	103.402	96.976

Lap	Time of Day	Lap Tm	S1	S2	S3	S3Spd	SFSpd
(89) William ROBSON							
1	12:47:59.598			22.634	17.465	109.296	99.714
2	12:48:58.527	58.929	19.154	22.415	17.360	109.118	100.762
3	12:49:58.106	59.579	19.210	22.506	17.863	108.764	98.254
4	12:50:57.756	59.650	19.022	22.717	17.911	108.064	97.824
5	12:51:56.567	58.811	19.020	22.404	17.387	108.764	98.833
6	12:52:55.891	59.324	19.182	22.429	17.713	108.764	98.688
7	12:53:55.502	59.611	18.948	22.682	17.981	108.064	97.257
8	12:54:55.710	1:00.208	19.243	23.136	17.829	105.515	96.143
9	12:55:56.790	1:01.080	20.663	22.747	17.670	108.064	98.543
10	12:56:56.634	59.844	19.582	22.826	17.436	108.238	98.688
11	12:57:56.527	59.893	19.780	22.547	17.566	108.764	95.731

Lap	Time of Day	Lap Tm	S1	S2	S3	S3Spd	SFSpd
(63) Graham ROBERTSON							
1	12:48:00.289			22.851	17.575	104.529	94.518
2	12:48:59.105	58.816	19.151	22.355	17.310	105.515	95.053
3	12:49:58.787	59.682	19.265	22.209	18.208	105.848	91.552
4	12:50:57.952	59.165	19.118	22.366	17.681	105.184	93.857

Lap	Time of Day	Lap Tm	S1	S2	S3	S3Spd	SFSpd
5	12:51:57.310	59.358	19.195	22.459	17.704	104.692	93.595
6	12:52:56.023	58.713	19.019	22.190	17.504	105.515	91.303
7	12:53:55.617	59.594	19.131	22.786	17.677	105.020	92.947
8	12:54:55.613	59.996	19.450	22.575	17.971	102.768	93.335
9	12:55:59.229	1:03.616			17.662	103.882	94.651
10	12:56:58.040	58.811		22.139	17.588	103.882	93.205
11	12:58:11.894	1:13.854	19.124	22.296	32.434	103.561	68.199

Lap	Time of Day	Lap Tm	S1	S2	S3	S3Spd	SFSpd
(23) Brian MELDRUM							
1	12:48:01.861			23.150	17.893	111.105	97.257
2	12:49:02.608	1:00.747	20.215	22.896	17.636	108.941	99.714
3	12:50:02.834	1:00.226	19.664	22.965	17.597	107.372	100.762
4	12:51:03.069	1:00.235	19.662	22.739	17.834	108.764	98.398
5	12:52:03.350	1:00.281	19.519	22.887	17.875	107.717	96.143
6	12:53:04.155	1:00.805	19.370	23.132	18.303	104.043	90.686
7	12:54:06.386	1:02.231	20.265	23.283	18.683	106.859	95.595
8	12:55:07.445	1:01.059	19.801	23.330	17.928	107.544	98.688
9	12:56:09.884	1:02.439	20.073	23.527	18.839	106.520	93.857
10	12:57:11.788	1:01.904	19.875	23.847	18.182	106.351	98.979
11	12:58:12.403	1:00.615	19.645	23.144	17.826	107.544	99.125

Lap	Time of Day	Lap Tm	S1	S2	S3	S3Spd	SFSpd
(80) Iain SINCLAIR							
1	12:48:02.265			23.376	17.610	100.914	95.188
2	12:49:03.234	1:00.969	20.225	22.944	17.800	102.454	95.323
3	12:50:03.442	1:00.208	19.555	23.036	17.617	103.882	93.857
4	12:51:03.991	1:00.549	19.731	22.777	18.041	100.611	93.988
5	12:52:04.075	1:00.084	19.981	22.439	17.664	102.142	93.465
6	12:53:04.484	1:00.409	19.655	22.538	18.216	101.218	90.932
7	12:54:12.880	1:08.396	20.312	29.587	18.497	96.281	90.198
8	12:55:13.739	1:00.859	19.804	23.000	18.055	98.111	91.427
9	12:56:13.778	1:00.039	19.485	22.675	17.879	99.125	92.054
10	12:57:13.009	59.231	19.283	22.200	17.748	101.066	91.802
11	12:58:13.268	1:00.259	19.636	22.678	17.945	101.987	92.181

Lap	Time of Day	Lap Tm	S1	S2	S3	S3Spd	SFSpd
(59) Gary WAIT							
1	12:48:03.720			23.538	18.585		93.076
2	12:49:03.419	59.699			17.880		96.005
3	12:50:04.348	1:00.929	19.602	23.094	18.233		95.323
4	12:51:04.258	59.910	19.190				95.323
5	12:52:03.512	59.254	19.083	22.350	17.821	107.030	94.385
6	12:53:02.625	59.113			17.285		95.731
7	12:54:00.970	58.345		22.030	17.458		96.143
8	12:55:02.735	1:01.765			21.321		34.256
9	12:58:15.638	3:12.903	2:29.199	23.162	20.542	98.688	74.



SMRC Summer Race Meeting

Lapchart

Scottish Saloons & Sportscars Championship

Knockhill 1.267 miles

Race 6 - 1st Race

17/07/2016 12:50

Race (12 Laps) started at 12:46:55

Competitors	Laps											
	1	2	3	4	5	6	7	8	9	10	11	12
Ian DONALDSON (1)	1	51	51	51	51	51	51	51	51	51	51	51
Roddie PATERSON (51)	2	51	1	1	1	1	1	1	1	1	1	1
Paul BRYDON (79)	3	79	79	79	79	79	79	79	79	79	79	79
Thomson McINTYRE (69)	4	69	29	29	29	69	69	69	69	69	69	69
Robert DRUMMOND (29)	5	29	69	69	89	89	89	63	89	89	89	89
William ROBSON (89)	6	89	89	89	89	29	63	63	89	63	63	63
Graham ROBERTSON (63)	7	63	63	63	63	59	59	59	23	23	23	23
Brian MELDRUM (23)	8	23	23	23	23	23	23	23	80	80	80	80
Iain SINCLAIR (80)	9	80	80	80	80	59	80	80	80	28		
Gary WAIT (59)	10	59	59	59	59	80	28	28	28	59		
Scott TOLLAN (28)	11	28	28	28	28	28						

Margin of Victory	Avg. Speed	Best Lap Tm	Best Speed	Best Lap by
9.346	86.228	51.865	87.937	51 - Roddie PATERSON

Clerk of the Course.

Orbits

Sig : Time :
 Chief Timekeeper : Ian Sharp (SMART Timing)

Results available at www.mylaps.com and www.smart-timing.co.uk

Printed: 18/07/2016 19:05:18





SMRC Summer Race Meeting

Scottish Saloons & Sportscars Championship

Knockhill 1.267 miles

Race 15 - 2nd Race

17/07/2016 17:00

Race (12 Laps) started at 17:39:21

POLE POSITION

2 1 Ian DONALDSON
4 69 Thomson McINTYRE
6 63 Graham ROBERTSON
8 80 Iain SINCLAIR
10 28 Scott TOLLAN

1 51 Roddie PATERSON
3 79 Paul BRYDON
5 89 William ROBSON
7 23 Brian MELDRUM
9 59 Gary WAIT
11 29 Robert DRUMMOND

1
2
3
4
5
6

Clerk of the Course.

Sig : Time :
Chief Timekeeper : Ian Sharp (SMART Timing)

Results available at www.mylaps.com and www.smart-timing.co.uk

Orbits



SMRC Summer Race Meeting

Sorted on Laps

Celtic Speed Mini Cooper Cup

Knockhill 1.267 miles

Race 7 - 1st Race

17/07/2016 14:00

Race (9 Laps) started at 14:04:26

Pos	No.	Name	Make/Model	CC	Class Code	Laps	Total Tm	Diff	Best Tm	In Lap	Best Speed
1	23	Ian MUNRO	Mini Cooper	1600	SM	9	9:40.549		1:03.407	8	71.930
2	99	Adam MORGAN	Mini Cooper	1600	Guest	9	9:40.761	0.212	1:03.318	5	72.031
3	8	Hannah CHAPMAN	Mini Cooper	1600	SM L	9	9:42.443	1.894	1:03.260	5	72.097
4	87	Paul BELL	Mini Cooper	1600	SM	9	9:42.668	2.119	1:03.181	5	72.187
5	33	Dylan O'DONNELL	Mini Cooper	1600	SMN	9	9:43.017	2.468	1:03.340	5	72.006
6	61	Malcolm McNAB	Mini Cooper	1600	SM	9	9:43.381	2.832	1:03.448	6	71.883
7	91	Robbie DALGLEISH	Mini Cooper	1600	SMN	9	9:43.752	3.203	1:03.346	3	71.999
8	89	Shane STONEY	Mini Cooper	1600	SM	9	9:44.232	3.683	1:03.589	3	71.724
9	4	Dominic WHEATLEY	Mini Cooper	1600	SMN	9	9:44.729	4.180	1:03.477	8	71.850
10	75	Michael COURTS	Mini Copper	1600	SM	9	9:48.414	7.865	1:03.720	6	71.576
11	24	John DUNCAN	Mini Cooper	1600	SMN	9	9:53.593	13.044	1:03.912	8	71.361
12	30	Callum DRYBURGH	Mini Cooper	1600	SM	9	9:57.397	16.848	1:04.336	3	70.891
13	67	Mark GERAGHTY	Mini Cooper	1600	SMN	9	9:57.746	17.197	1:04.591	7	70.611
14	7	Jonny DREELAN	Mini Cooper	1600	SMN	9	10:00.932	20.383	1:04.857	5	70.321
15	5	Des WHEATLEY	Mini Cooper	1600	SM	9	10:01.547	20.998	1:04.531	7	70.677
16	10	Neal ROBERTSON	Mini Cooper	1600	SMN	9	10:01.860	21.311	1:04.947	8	70.224
17	26	William BLAKE	Mini Cooper	1600	SM	9	10:02.406	21.857	1:04.349	4	70.877
18	47	Reis ROBERTSON	Mini Cooper	1600	SMN	9	10:02.811	22.262	1:04.107	8	71.144
19	3	Jock BORTHWICK	Mini Cooper	1600	SM	9	10:03.018	22.469	1:04.837	8	70.343
20	6	Daniel DREELAN	Mini Cooper	1600	SM	9	10:03.347	22.798	1:04.392	3	70.829
21	12	Allan PATERSON	Mini Cooper	1600	SMN	9	10:03.457	22.908	1:04.367	8	70.857
22	96	Taelor SHAND	Mini Cooper	1600	SMN L	9	10:05.292	24.743	1:04.949	5	70.222
23	98	Brandon WALSH	Mini Cooper	1600	SMN	9	10:06.886	26.337	1:04.048	8	71.210
24	50	Andrew BELL	Mini Cooper	1600	SMN	9	10:08.417	27.868	1:05.362	4	69.778
25	52	Simon HOLDERNESS	Mini Cooper	1600	SMN	9	10:08.744	28.195	1:05.272	6	69.874
26	9	Mark McGEOUGH	Mini Cooper	1600	SMN	9	10:30.523	49.974	1:04.403	3	70.817
27	51	Chris MILFORD	Mini Cooper	1600	SM	8	10:17.579	1 Lap	1:04.530	3	70.678
Not classified (80% = 7 Laps)											
DNF	11	Morgan MURRAY	Mini Cooper	1600	SM	5	6:03.847	DNF	1:05.950	4	69.156

Margin of Victory

Avg. Speed

Best Lap Tm

Best Speed

Best Lap by

0.212

70.705

1:03.181

72.187

87 - Paul BELL

Clerk of the Course.

Orbits

Sig : Time :

Chief Timekeeper : Ian Sharp (SMART Timing)

 Results available at www.mylaps.com and www.smart-timing.co.uk

Printed: 18/07/2016 18:24:05



SMRC Summer Race Meeting

Celtic Speed Mini Cooper Cup

Knockhill 1.267 miles

Race 7 - 1st Race

17/07/2016 14:00

Race (9 Laps) started at 14:04:26

Lap	Time of Day	Lap Tm	S1	S2	S3	S3Spd	SFSpd	Lap	Time of Day	Lap Tm	S1	S2	S3	S3Spd	SFSpd
(23) Ian MUNRO															
1	14:05:36.682			24.927	19.675	85.925	76.519	7	14:12:03.192	1:03.709	20.694	23.703	19.312	85.706	77.224
2	14:06:40.558	1:03.876	20.833	23.733	19.310	86.814	77.402	8	14:13:06.560	1:03.368	20.354	23.671	19.343	85.925	77.135
3	14:07:44.713	1:04.155	20.407	24.214	19.534	85.379	76.086	9	14:14:10.526	1:03.966	20.539	23.776	19.651	86.479	76.172
4	14:08:48.570	1:03.857	20.676	23.919	19.262	85.162	77.047	(89) Shane STONEY							
5	14:09:52.395	1:03.825	20.182	23.881	19.762	84.946	76.519	1	14:05:38.502			24.967	19.840	86.368	76.519
6	14:10:56.190	1:03.795	20.454	23.826	19.515	86.368	76.694	2	14:06:43.637	1:05.135	20.887	24.795	19.453	86.146	76.432
7	14:12:00.057	1:03.867	20.690	23.861	19.316	86.035	76.694	3	14:07:47.226	1:03.589	20.283	23.823	19.483	85.487	77.491
8	14:13:03.464	1:03.407	20.216	23.694	19.497	86.035	76.345	4	14:08:51.334	1:04.108	20.404	24.032	19.672	85.706	76.607
9	14:14:07.323	1:03.859	20.390	24.025	19.444	84.732	77.047	5	14:09:56.070	1:04.736	20.804	24.445	19.487	84.412	77.671
(99) Adam MORGAN															
1	14:05:36.518			24.766	19.775	84.095	75.742	6	14:10:59.925	1:03.855	20.533	23.930	19.392	85.487	77.402
2	14:06:40.193	1:03.675	20.540	23.691	19.444	84.839	76.086	7	14:12:03.596	1:03.671	20.433	23.847	19.391	86.146	77.047
3	14:07:45.030	1:04.837	21.066	24.189	19.582	86.257	76.694	8	14:13:07.297	1:03.701	20.419	23.933	19.349	86.035	76.958
4	14:08:49.196	1:04.166	21.111	23.694	19.361	86.479	76.694	9	14:14:11.006	1:03.709	20.463	23.766	19.480	86.479	76.259
5	14:09:52.514	1:03.318	20.164	23.663	19.491	86.035	76.259	(4) Dominic WHEATLEY							
6	14:10:56.357	1:03.843	20.525	23.798	19.520	85.270	76.345	1	14:05:40.089			25.617	20.568	85.706	73.745
7	14:12:00.412	1:04.055	20.912	23.657	19.486	86.035	76.432	2	14:06:45.285	1:05.196	21.363	24.307	19.526	85.815	75.487
8	14:13:03.846	1:03.434	20.094	23.618	19.722	85.925	75.742	3	14:07:49.633	1:04.348	20.892	23.944	19.512	85.270	76.086
9	14:14:07.535	1:03.689	20.770	23.604	19.315	86.814	76.259	4	14:08:53.454	1:03.821	20.487	23.884	19.450	85.054	75.487
(8) Hannah CHAPMAN															
1	14:05:37.338			24.799	19.656	86.257	75.064	5	14:09:57.203	1:03.749	20.438	23.820	19.491	85.487	76.345
2	14:06:41.450	1:04.112	21.083	23.773	19.256	86.702	76.607	6	14:11:00.749	1:03.546	20.368	23.726	19.452	85.487	76.519
3	14:07:45.220	1:03.770	20.408	23.837	19.525	86.257	77.047	7	14:12:04.264	1:03.515	20.392	23.591	19.532	85.706	76.519
4	14:08:49.673	1:04.453	21.172	23.931	19.350	86.814	76.870	8	14:13:07.741	1:03.477	20.350	23.586	19.541	85.596	76.958
5	14:09:52.933	1:03.260	20.283	23.716	19.261	86.368	77.671	9	14:14:11.503	1:03.762	20.349	23.734	19.679	86.146	76.172
6	14:10:56.494	1:03.561	20.502	23.662	19.397	85.706	77.581	(75) Michael COURTS							
7	14:12:00.954	1:04.460	21.364	23.686	19.410	86.368	76.607	1	14:05:40.040			24.961	20.323	86.368	75.487
8	14:13:04.318	1:03.364	20.440	23.709	19.215	86.702	77.047	2	14:06:45.473	1:05.433	21.302	24.538	19.593	86.146	77.224
9	14:14:09.217	1:04.899	21.012	24.150	19.737	86.479	76.086	3	14:07:50.233	1:04.760	20.927	23.830	20.003	86.146	73.422
(87) Paul BELL															
1	14:05:36.982			24.924	19.807	85.054	76.958	4	14:08:54.397	1:04.164	20.678	23.849	19.637	85.706	76.086
2	14:06:40.756	1:03.774	20.784	23.630	19.360	86.702	77.491	5	14:09:58.458	1:04.061	20.403	24.136	19.522	85.487	76.782
3	14:07:44.866	1:04.110	20.503	24.088	19.519	86.368	77.313	6	14:11:02.178	1:03.720	20.365	23.830	19.525	86.146	76.870
4	14:08:48.948	1:04.082	21.040	23.719	19.323	86.368	77.135	7	14:12:06.281	1:04.103	20.538	24.095	19.470	85.054	77.047
5	14:09:52.129	1:03.181	20.078	23.819	19.284	86.479	76.782	8	14:13:10.791	1:04.510	20.849	24.113	19.548	85.706	77.224
6	14:10:56.104	1:03.975	20.463	23.981	19.531	86.368	75.487	9	14:14:15.188	1:04.397	20.638	24.278	19.481	85.270	76.086
7	14:12:00.617	1:04.513	21.432	23.586	19.495	86.590	77.135	(24) John DUNCAN							
8	14:13:03.874	1:03.257	20.290	23.522	19.445	86.590	77.491	1	14:05:41.653			26.213	19.790	82.747	76.259
9	14:14:09.442	1:05.568	21.562	24.455	19.551	86.702	76.694	2	14:06:47.326	1:05.673	21.399	25.025	19.249	86.479	77.047
(33) Dylan O'DONNELL															
1	14:05:37.373			24.942	19.875	86.368	76.870	3	14:07:52.358	1:05.032	21.042	24.453	19.537	86.590	77.047
2	14:06:41.755	1:04.382	21.388	23.866	19.128	87.266	77.491	4	14:08:58.755	1:06.397	20.656	26.001	19.740	83.363	76.086
3	14:07:45.589	1:03.834	20.289	24.071	19.474	85.487	76.694	5	14:10:02.865	1:04.110	20.629	24.037	19.444	85.706	76.172
4	14:08:50.515	1:04.926	20.973	24.445	19.508	84.839	76.259	6	14:11:07.788	1:04.923	21.138	24.317	19.468	84.625	76.519
5	14:09:53.855	1:03.340	20.291	23.833	19.216	86.257	77.313	7	14:12:11.836	1:04.048	20.549	24.140	19.359	84.839	77.402
6	14:10:57.398	1:03.543	20.358	23.863	19.322	85.815	77.047	8	14:13:15.748	1:03.912	20.577	24.035	19.300	84.946	77.135
7	14:12:01.410	1:04.012	20.699	23.884	19.429	86.479	76.782	9	14:14:20.367	1:04.619	20.699	24.377	19.543	84.306	76.694
8	14:13:05.450	1:04.040	20.703	23.915	19.422	86.590	76.519	(30) Callum DRYBURGH							
9	14:14:09.791	1:04.341	20.603	24.076	19.662	86.814	76.694	1	14:05:40.334			25.098	20.299	84.839	73.907
(61) Malcolm McNAB															
1	14:05:37.759			24.829	19.770	85.596	76.172	2	14:06:46.413	1:06.079	22.079	24.125	19.875	85.162	74.481
2	14:06:42.792	1:05.033	21.308	24.396	19.329	85.706	76.345	3	14:07:50.749	1:04.336	20.800	23.892	19.644	84.732	74.399
3	14:07:46.377	1:03.585	20.238	23.684	19.663	85.925	76.958	4	14:08:55.565	1:04.816	21.132	24.126	19.558	85.270	74.730
4	14:08:51.014	1:04.637	20.766	24.107	19.764	84.625	76.086	5	14:10:02.232	1:06.667	20.571	24.180	21.916	85.270	61.965
5	14:09:54.498	1:03.484	20.222	23.809	19.453	85.706	76.519	6	14:11:08.762	1:06.530	22.336	24.308	19.886	85.054	74.316
6	14:10:57.946	1:03.448	20.298	23.680	19.470	86.035	76.432	7	14:12:13.510	1:04.748	20.527	24.491	19.730	84.732	74.152
7	14:12:01.831	1:03.885	20.692	23.794	19.399	86.146	76.519	8	14:13:19.003	1:05.493	21.553	24.052	19.888	83.780	74.399
8	14:13:05.692	1:03.861	20.440	24.041	19.380	85.815	76.432	9	14:14:24.171	1:05.168	21.238	24.236	19.694	84.412	75.148
9	14:14:10.155	1:04.463	20.662	24.076	19.725	86.257	75.572	(67) Mark GERAGHTY							
(91) Robbie DALGLEISH															
1	14:05:37.906			25.042	19.579	86.927	77.135	1	14:05:40.110			25.104	20.650	83.157	71.543
2	14:06:43.188	1:05.282	21.241	24.674	19.367	85.925	77.047	2	14:06:46.750	1:06.640	22.564	24.211	19.865	85.270	73.989
3	14:07:46.534	1:03.346	20.104	23.608	19.634	86.368	76.870	3	14:07:51.830	1:05.080	21.398	24.121	19.561	85.925	76.259
4	14:08:51.340	1:04.806	20.750	24.069	19.987	85.270	76.086	4	14:08:57.651	1:05.821	20.605	25.517	19.699	84.095	72.864
5	14:09:55.901	1:04.561	20.930	24.096	19.535	84.839	76.432	5	14:10:02.475	1:04.824	20.926	23.999	19.899	84.518	68.268
6	14:10:59.483	1:03.582	20.494	23.803	19.285	85.487	77.135	6	14:						

SMRC Summer Race Meeting

Celtic Speed Mini Cooper Cup

Knockhill 1.267 miles

Race 7 - 1st Race

17/07/2016 14:00

Race (9 Laps) started at 14:04:26

Lap	Time of Day	Lap Tm	S1	S2	S3	S3Spd	SFSpd	Lap	Time of Day	Lap Tm	S1	S2	S3	S3Spd	SFSpd
(5) Des WHEATLEY															
1	14:05:42.720		26.293	26.340	20.107	82.645	74.647	1	14:05:43.933		26.551	20.359	84.095	74.647	
2	14:06:47.826	1:05.106	21.183	24.324	19.599	85.706	75.657	2	14:06:50.691	1:06.758	22.371	24.230	20.157	85.270	75.572
3	14:07:52.946	1:05.120	20.874	24.470	19.776	85.706	75.742	3	14:07:56.016	1:05.325	21.121	24.049	20.155	84.946	75.064
4	14:08:59.247	1:06.301	20.748	25.574	19.979	83.260	74.981	4	14:09:01.144	1:05.128	21.171	23.740	20.217	84.518	75.233
5	14:10:03.785	1:04.538	20.865	23.963	19.710	86.368	73.502	5	14:10:07.743	1:06.599	21.580	24.347	20.672	83.675	70.123
6	14:11:09.423	1:05.638	21.110	24.757	19.771	86.146	76.000	6	14:11:13.556	1:05.813	21.330	24.732	19.751	82.139	74.564
7	14:12:13.954	1:04.531	20.730	24.151	19.650	85.054	76.432	7	14:12:19.010	1:05.454	20.881	24.391	20.182	84.200	74.234
8	14:13:19.465	1:05.511	21.722	24.172	19.617	85.270	75.828	8	14:13:23.377	1:04.367	20.859	23.809	19.699	86.035	76.000
9	14:14:28.321	1:08.856	21.249	27.406	20.201	80.368	74.152	9	14:14:30.231	1:06.854	21.257	24.198	21.399	81.639	70.789
(10) Neal ROBERTSON															
1	14:05:42.859		26.369	20.386	83.780	75.148		(96) Taelor SHAND							
2	14:06:48.986	1:06.127	22.119	24.303	19.705	85.379	76.259	1	14:05:44.316		26.155	26.562	19.882	83.989	75.742
3	14:07:54.047	1:05.061	20.773	24.297	19.991	86.368	76.172	2	14:06:51.338	1:07.022	22.240	24.698	20.084	86.035	76.172
4	14:09:00.032	1:05.985	21.018	24.692	20.275	84.732	76.259	3	14:07:57.497	1:06.159	21.398	24.473	20.288	85.054	74.316
5	14:10:05.170	1:05.138	21.517	23.989	19.632	85.815	75.828	4	14:09:02.540	1:05.043	21.120	24.230	19.693	84.839	75.914
6	14:11:10.133	1:04.963	20.671	24.721	19.571	85.925	76.958	5	14:10:07.489	1:04.949	20.945	24.335	19.669	84.946	76.172
7	14:12:15.320	1:05.187	20.756	24.669	19.762	85.925	76.782	6	14:11:14.121	1:06.632	21.004	25.356	20.272	82.951	75.233
8	14:13:20.267	1:04.947	20.824	24.508	19.615	86.814	77.135	7	14:12:19.932	1:05.811	20.925	24.875	20.011	83.363	75.487
9	14:14:28.634	1:08.367	21.612	26.465	20.290	81.244	75.828	8	14:13:26.331	1:06.399	21.226	24.252	20.921	85.162	73.583
(26) William BLAKE															
1	14:05:45.876		25.869				74.481	9	14:14:32.066	1:05.735	21.286	24.675	19.774	84.306	75.914
2	14:06:52.082	1:06.206	21.207	24.606	20.393	85.706	75.148	(98) Brandon WALSH							
3	14:07:57.512	1:05.430	21.133	24.193	20.104	85.596	75.572	1	14:05:41.906		27.087	19.971	83.363	76.000	
4	14:09:01.861	1:04.349	20.889	23.744	19.716	85.379	76.519	2	14:06:46.728	1:04.822	21.114	24.054	19.654	85.596	76.519
5	14:10:07.132	1:05.271	21.052	24.113	20.106	83.885	75.402	3	14:07:51.529	1:04.801	21.256	24.005	19.540	84.946	76.694
6	14:11:11.986	1:04.854	21.010	24.128	19.716	84.839	75.914	4	14:08:55.892	1:04.363	20.632	24.213	19.518	85.487	76.519
7	14:12:18.122	1:06.136	21.747	24.406	19.983	84.839	77.941	5	14:10:13.311	1:17.419	20.408	24.172	32.839	85.162	30.215
8	14:13:22.725	1:04.603	20.964	23.864	19.775	85.925	74.813	6	14:11:20.286	1:06.975	23.437	23.999	19.539	84.625	76.870
9	14:14:29.180	1:06.455	21.280	24.160	21.015	82.951	75.317	7	14:12:24.462	1:04.176	20.561	24.032	19.583	84.946	76.345
(47) Reis ROBERTSON															
1	14:05:44.875		27.727	26.660	20.526	81.639	75.317	8	14:13:28.510	1:04.048	20.507	23.998	19.543	85.487	77.224
2	14:06:50.951	1:06.076	21.604	24.361	20.111	85.270	75.148	9	14:14:33.660	1:05.150	21.111	24.412	19.627	84.200	76.782
3	14:07:56.126	1:05.175	21.278	23.855	20.042	85.162	75.828	(50) Andrew BELL							
4	14:09:00.824	1:04.698	20.662	23.950	20.086	84.306	76.086	1	14:05:46.174		26.001	26.534	21.097	81.639	73.342
5	14:10:07.330	1:06.506	21.539	24.547	20.420	84.095	68.060	2	14:06:52.919	1:06.745	21.894	24.891	19.960	84.095	75.572
6	14:11:12.980	1:05.650	21.566	24.578	19.506	83.780	76.172	3	14:07:59.094	1:06.175	21.381	24.776	20.018	83.363	75.742
7	14:12:18.889	1:05.909	21.166	24.659	20.084	82.341	75.914	4	14:09:04.456	1:05.362	21.030	24.367	19.965	84.732	74.813
8	14:13:22.996	1:04.107	20.578	23.655	19.874	86.035	76.607	5	14:10:10.079	1:05.623	21.232	24.481	19.910	84.732	75.064
9	14:14:29.585	1:06.589	21.387	24.277	20.925	82.240	74.564	6	14:11:16.329	1:06.250	21.418	24.920	19.912	83.467	75.317
(3) Jock BORTHWICK															
1	14:05:43.897		25.817	26.424	20.409	82.139	74.234	7	14:12:21.845	1:05.516	21.134	24.533	19.849	83.885	75.233
2	14:06:50.390	1:06.493	22.023	24.283	20.187	85.379	74.730	8	14:13:27.871	1:06.026	21.341	24.663	20.022	83.363	75.742
3	14:07:55.543	1:05.153	21.010	24.294	19.849	84.839	75.317	9	14:14:35.191	1:07.320	22.197	24.861	20.262	85.054	74.399
4	14:09:00.511	1:04.968	20.442	23.958	20.568	83.675	72.549	(52) Simon HOLDERNESS							
5	14:10:06.400	1:05.889	21.511	24.148	20.230	84.946	70.417	1	14:05:45.345		25.524	26.842	20.523	83.675	74.897
6	14:11:12.523	1:06.123	21.842	24.343	19.938	84.732	74.813	2	14:06:51.879	1:06.534	21.461	24.752	20.321	85.925	74.234
7	14:12:17.967	1:05.444	21.080	24.645	19.719	84.200	75.572	3	14:07:57.922	1:06.043	21.098	24.852	20.093	84.095	74.730
8	14:13:22.804	1:04.837	20.789	24.065	19.983	85.270	75.064	4	14:09:03.418	1:05.496	21.318	24.208	19.970	85.162	74.730
9	14:14:29.792	1:06.988	20.820	24.807	21.361	81.441	72.706	5	14:10:08.963	1:05.545	20.993	24.690	19.862	84.518	74.399
(6) Daniel DREELAN															
1	14:05:43.487		25.918	26.005	20.595	82.039	75.233	6	14:11:14.235	1:05.272	20.970	24.197	20.105	85.925	73.745
2	14:06:49.424	1:05.937	21.801	24.263	19.873	84.839	75.317	7	14:12:19.984	1:05.749	21.409	24.521	19.819	85.596	73.826
3	14:07:53.816	1:04.392	20.634	24.187	19.571	85.815	75.828	8	14:13:26.722	1:06.738	21.370	24.355	21.013	85.054	68.687
4	14:08:59.545	1:05.729	20.648	25.023	20.058	82.951	74.481	9	14:14:35.518	1:08.796	22.340	25.680	20.776	82.442	73.022
5	14:10:05.507	1:05.962	21.464	24.567	19.931	84.095	74.813	(9) Mark McGEOUGH							
6	14:11:10.538	1:05.031	20.683	24.615	19.733	85.162	76.000	1	14:05:43.413		27.454	25.981	20.659	83.467	74.399
7	14:12:15.519	1:04.981	20.509	24.704	19.768	84.839	74.730	2	14:06:50.269	1:06.856	22.240	24.405	20.211	85.270	74.981
8	14:13:20.959	1:05.440	20.946	24.783	19.711	84.200	75.828	3	14:07:54.672	1:04.403	20.916	23.979	19.508	84.946	76.172
9	14:14:30.121	1:09.162	21.020	26.354	21.788	80.272	69.614	4	14:09:00.507	1:05.835	20.989	24.344	20.502	84.946	75.572
(12) Allan PATERSON															
1	14:05:40.359							5	14:10:06.605	1:06.098	21.275	24.802	20.021	84.946	70.343
2	14:06:46.255	1:05.896	21.610	24.210	20.076	85.815	73.342	6	14:11:12.085	1:05.490	21.301	24.150	20.029	84.839	75.914
3															

SMRC Summer Race Meeting

Celtic Speed Mini Cooper Cup

Knockhill 1.267 miles

Race 7 - 1st Race

17/07/2016 14:00

Race (9 Laps) started at 14:04:26

Lap	Time of Day	Lap Tm	S1	S2	S3	S3Spd	SFSpd	Lap	Time of Day	Lap Tm	S1	S2	S3	S3Spd	SFSpd
-----	-------------	--------	----	----	----	-------	-------	-----	-------------	--------	----	----	----	-------	-------

(11) Morgan MURRAY															
1	14:05:40.567			26.585	22.298	71.927	51.266								
2	14:07:10.695	1:30.128	44.674	24.878	20.576	81.540	65.216								
3	14:08:17.481	1:06.786	21.815	24.844	20.127	82.240	69.904								
4	14:09:23.431	1:05.950	21.187	24.636	20.127	82.139	70.789								
5	14:10:30.621	1:07.190	21.193	24.894	21.103	82.341	50.043								

Clerk of the Course.

Orbits

Sig : Time :
 Chief Timekeeper : Ian Sharp (SMART Timing)
 Results available at www.mylaps.com and www.smart-timing.co.uk



SMRC Summer Race Meeting

Lapchart

Celtic Speed Mini Cooper Cup

Knockhill 1.267 miles

Race 7 - 1st Race

17/07/2016 14:00

Race (9 Laps) started at 14:04:26

Competitors	Laps									
	1	2	3	4	5	6	7	8	9	
Adam MORGAN (99)	1	99	99	23	23	87	87	23	23	23
Ian MUNRO (23)	2	23	23	87	87	23	23	99	99	99
Paul BELL (87)	3	87	87	99	99	99	99	87	87	8
Hannah CHAPMAN (8)	4	8	8	8	8	8	8	8	8	87
Dylan O'DONNELL (33)	5	33	33	33	33	33	33	33	33	33
Malcolm McNAB (61)	6	61	61	61	61	61	61	61	61	61
Robbie DALGLEISH (91)	7	91	91	91	89	91	91	91	91	91
Shane STONEY (89)	8	89	89	89	91	89	89	89	89	89
Michael COURTS (75)	9	75	4	4	4	4	4	4	4	4
Dominic WHEATLEY (4)	10	4	75	75	75	75	75	75	75	75
Mark GERAGHTY (67)	11	67	51	30	30	30	24	24	24	24
Callum DRYBURGH (30)	12	30	30	51	98	67	30	30	30	30
Chris MILFORD (51)	13	51	98	98	67	24	67	67	67	67
Morgan MURRAY (11)	14	11	67	67	24	5	5	5	5	7
John DUNCAN (24)	15	24	24	24	5	7	7	7	7	5
Brandon WALSH (98)	16	98	5	5	6	10	10	10	10	10
Des WHEATLEY (5)	17	5	7	7	7	6	6	6	6	26
Neal ROBERTSON (10)	18	10	10	6	10	3	26	3	26	47
Jonny DREELAN (7)	19	7	6	10	9	9	9	26	3	3
Mark McGEOUGH (9)	20	9	9	9	3	26	3	47	47	6
Daniel DREELAN (6)	21	6	3	3	47	47	47	12	12	12
Jock BORTHWICK (3)	22	3	12	12	12	96	12	96	96	96
Allan PATERSON (12)	23	12	47	47	26	12	96	52	52	98
Taelor SHAND (96)	24	96	96	96	96	52	52	50	50	50
Reis ROBERTSON (47)	25	47	52	26	52	50	50	98	98	52
Simon HOLDERNESS (52)	26	52	26	52	50	98	98	9	9	9
William BLAKE (26)	27	26	50	50	51	11	51	51	51	
Andrew BELL (50)	28	50	11	11	11	51				

Margin of Victory	Avg. Speed	Best Lap Tm	Best Speed	Best Lap by
0.212	70.705	1:03.181	72.187	87 - Paul BELL

Clerk of the Course.

Orbits

 Sig : Time :
 Chief Timekeeper : Ian Sharp (SMART Timing)

 Results available at www.mylaps.com and www.smart-timing.co.uk

Printed: 18/07/2016 18:24:57



SMRC Summer Race Meeting

Celtic Speed Mini Cooper Cup

Knockhill 1.267 miles

Race 12 - 2nd Race

17/07/2016 15:55

Race (10 Laps) started at 16:27:29

POLE POSITION

2
99 Adam MORGAN
4
87 Paul BELL
6
61 Malcolm McNAB
8
89 Shane STONEY
10
75 Michael COURTS
12
30 Callum DRYBURGH
14
7 Jonny DREELAN
16
10 Neal ROBERTSON
18
47 Reis ROBERTSON
20
6 Daniel DREELAN

1
23 Ian MUNRO
3
8 Hannah CHAPMAN
5
33 Dylan O'DONNELL
7
91 Robbie DALGLEISH
9
4 Dominic WHEATLEY
11
24 John DUNCAN
13
67 Mark GERAGHTY
15
5 Des WHEATLEY
17
26 William BLAKE
19
3 Jock BORTHWICK

1
2
3
4
5
6
7
8
9
10

Clerk of the Course.

Orbits

Sig : Time :
 Chief Timekeeper : Ian Sharp (SMART Timing)
 Results available at www.mylaps.com and www.smart-timing.co.uk



SMRC Summer Race Meeting


Celtic Speed Mini Cooper Cup

Knockhill 1.267 miles

Race 12 - 2nd Race

17/07/2016 15:55

Race (10 Laps) started at 16:27:29



22 96 Taelor SHAND
24 50 Andrew BELL
26 9 Mark McGEOUGH
28 11 Morgan MURRAY

21 12 Allan PATERSON
23 98 Brandon WALSH
25 52 Simon HOLDERNESS
27 51 Chris MILFORD

11
12
13
14

Race Results



Bulletin No. _____

SMRC Summer Race Meeting

Sorted on Laps

Scottish Legends Championship

Knockhill 1.267 miles

Race 8 - Heat 2

17/07/2016 14:20

Race (8 Laps) started at 14:23:15

Pos	No.	Name	Make/Model	CC	Class Code	Laps	Total Tm	Diff	Best Tm	In Lap	Best Speed
1	1	John PATERSON	Ford Coupe	1250	L	8	8:06.182		59.242	7	76.987
2	22	Ben MASON	Ford Coupe	1250	L	8	8:07.729	1.547	59.519	5	76.628
3	37	Ivor GREENWOOD	Ford Coupe	1250	L	8	8:14.696	8.514	1:00.249	4	75.700
4	46	Ross McCULLOCH	Ford Coupe	1250	L R	8	8:14.953	8.771	1:00.445	5	75.454
5	71	Ryan McLEISH	Ford Coupe	1250	L R	8	8:15.603	9.421	1:00.755	4	75.069
6	17	Billy WAIT	37 Ford	1250	L	8	8:19.884	13.702	1:00.779	5	75.040
7	38	Pino PALAZZO	Ford Sedan	1250	L	8	8:19.902	13.720	1:01.113	5	74.630
8	7	Dave NEWALL	Ford Coupe	1250	LT	8	8:21.867	15.685	1:01.306	6	74.395
9	18	Gary LYNCH	Ford Coupe	1250	L	8	8:25.759	19.577	1:01.941	4	73.632
10	52	Stewart BLACK	Ford Coupe	1250	L	8	8:25.845	19.663	1:01.506	5	74.153
11	88	Jeff PRITCHARD	Ford Coupe	1200	L	8	8:31.071	24.889	1:01.695	6	73.926
12	77	Allan CLARKE	Ford Coupe	1250	L R	8	8:38.578	32.396	1:02.314	6	73.191
13	85	Mark BEATY	Ford Coupe	1250	L R	8	8:51.033	44.851	1:04.254	3	70.981
14	4	Colin McNEILL	Ford Coupe	1250	LT	8	8:54.982	48.800	1:03.402	2	71.935
Not classified											
DNF	68	Scott HYNDS	Ford Coupe	1250	L		2.048	DNF		0	-

Margin of Victory	Avg. Speed	Best Lap Tm	Best Speed	Best Lap by
1.547	75.047	59.242	76.987	1 - John PATERSON

Clerk of the Course.

Orbits

Sig : Time :
Chief Timekeeper : Ian Sharp (SMART Timing)

Results available at www.mylaps.com and www.smart-timing.co.uk

Printed: 18/07/2016 19:00:26





SMRC Summer Race Meeting

Scottish Legends Championship

Knockhill 1.267 miles

Race 8 - Heat 2

17/07/2016 14:20

Race (8 Laps) started at 14:23:15

Lap	Time of Day	Lap Tm	S1	S2	S3	S3Spd	SFSpd
(1) John PATERSON							
1	14:24:21.765	1:04.257	22.543	23.791	17.923	99.566	93.076
2	14:25:23.141	1:01.376	20.232	22.950	18.194	99.714	90.932
3	14:26:23.447	1:00.306	19.556	22.889	17.861	97.540	91.179
4	14:27:23.265	59.818	19.327	22.725	17.766	95.595	91.427
5	14:28:22.830	59.565	19.218	22.503	17.844	96.419	90.564
6	14:29:22.326	59.496	19.093	22.593	17.810	96.143	91.303
7	14:30:21.568	59.242	19.036	22.501	17.705	96.005	90.932
8	14:31:21.685	1:00.117	19.413	22.764	17.940	95.188	89.239

Lap	Time of Day	Lap Tm	S1	S2	S3	S3Spd	SFSpd
(22) Ben MASON							
1	14:24:21.555	1:05.068	23.049	23.836	18.183	95.053	90.320
2	14:25:22.700	1:01.145	19.922	23.173	18.050	93.595	89.716
3	14:26:23.772	1:01.072	19.845	23.031	18.196	93.335	92.054
4	14:27:23.700	59.928	19.454	22.599	17.875	97.117	92.181
5	14:28:23.219	59.519	19.255	22.441	17.823	97.399	91.928
6	14:29:22.821	59.602	19.281	22.459	17.862	97.682	91.677
7	14:30:22.925	1:00.104	19.290	22.772	18.042	95.053	90.564
8	14:31:23.232	1:00.307	19.405	22.792	18.110	95.053	89.716

Lap	Time of Day	Lap Tm	S1	S2	S3	S3Spd	SFSpd
(37) Ivor GREENWOOD							
1	14:24:21.894	1:04.816	22.716	23.723	18.377	98.111	88.416
2	14:25:23.459	1:01.565	20.569	22.798	18.198	100.011	91.427
3	14:26:24.507	1:01.448	19.981	22.845	18.222	97.967	91.303
4	14:27:24.756	1:00.249	19.554	22.713	17.982	97.682	91.802
5	14:28:25.785	1:01.029	19.524	23.197	18.308	96.419	92.690
6	14:29:26.937	1:01.152	19.680	23.552	17.920	94.252	91.802
7	14:30:28.536	1:01.599	19.554	23.680	18.365	96.976	92.308
8	14:31:30.199	1:01.663	19.925	23.588	18.150	94.651	91.677

Lap	Time of Day	Lap Tm	S1	S2	S3	S3Spd	SFSpd
(46) Ross McCULLOCH							
1	14:24:21.665	1:05.468	22.913	24.159	18.396	95.731	91.303
2	14:25:23.369	1:01.704	20.150	22.985	18.569	98.111	91.427
3	14:26:24.769	1:01.400	20.580	22.962	17.858	97.540	92.435
4	14:27:25.216	1:00.447	19.618	22.955	17.874	97.824	92.308
5	14:28:25.661	1:00.445	19.386	22.990	18.069	96.558	89.836
6	14:29:27.181	1:01.520	20.037	23.408	18.075	93.595	92.818
7	14:30:28.494	1:01.313	19.593	23.369	18.351	94.120	90.320
8	14:31:30.456	1:01.962	20.116	23.589	18.257	98.398	91.677

Lap	Time of Day	Lap Tm	S1	S2	S3	S3Spd	SFSpd
(71) Ryan McLEISH							
1	14:24:22.621	1:06.463	23.719	24.143	18.601	95.595	89.836
2	14:25:24.901	1:02.280	20.534	23.479	18.267	93.988	88.767
3	14:26:25.718	1:00.817	19.743	22.791	18.283	96.836	88.767
4	14:27:26.473	1:00.755	19.690	22.757	18.308	95.731	88.767
5	14:28:27.431	1:00.958	19.586	22.941	18.431	94.651	88.416
6	14:29:28.701	1:01.270	19.755	23.046	18.469	94.120	89.836
7	14:30:30.081	1:01.380	19.763	23.058	18.559	94.919	88.183
8	14:31:31.106	1:01.025	19.813	22.919	18.293	95.188	89.002

Lap	Time of Day	Lap Tm	S1	S2	S3	S3Spd	SFSpd
(17) Billy WAIT							
1	14:24:23.094	1:06.163	23.185	24.296	18.682	96.143	90.686
2	14:25:25.612	1:02.518	20.163	23.985	18.370	94.919	90.564
3	14:26:28.515	1:02.903	19.721	24.316	18.866	93.205	88.299
4	14:27:30.008	1:01.493	19.469	23.311	18.713	96.976	87.722
5	14:28:30.787	1:00.779	19.898	22.847	18.034	97.682	90.564
6	14:29:31.709	1:00.922	19.565	23.203	18.154	97.399	90.809
7	14:30:33.496	1:01.787	20.199	23.215	18.373	93.988	87.608
8	14:31:35.387	1:01.891	20.045	23.476	18.370	92.308	88.068

Lap	Time of Day	Lap Tm	S1	S2	S3	S3Spd	SFSpd
(38) Pino PALAZZO							
1	14:24:23.494	1:05.484	22.687	24.215	18.582	100.011	92.690
2	14:25:25.742	1:02.248	20.168	23.609	18.471	96.005	91.055
3	14:26:27.856	1:02.114	20.006	23.871	18.237	95.595	89.477
4	14:27:29.254	1:01.398	19.891	23.476	18.031	96.697	89.596
5	14:28:30.367	1:01.113	19.685	23.572	17.856	93.726	89.716
6	14:29:31.513	1:01.146	19.684	23.402	18.060	94.120	89.957
7	14:30:33.482	1:01.969	20.223	23.428	18.318	95.731	89.957
8	14:31:35.405	1:01.923	20.466	23.143	18.314	94.651	91.427

Lap	Time of Day	Lap Tm	S1	S2	S3	S3Spd	SFSpd
(7) Dave NEWALL							
1	14:24:23.870	1:06.582	23.350	24.119	19.113	99.566	93.076
2	14:25:26.022	1:02.152	20.585	23.347	18.220	98.833	92.947

Lap	Time of Day	Lap Tm	S1	S2	S3	S3Spd	SFSpd
3	14:26:28.260	1:02.238	19.874	23.799	18.565	95.868	91.552
4	14:27:30.090	1:01.830	20.170	23.021	18.639	99.566	90.686
5	14:28:31.661	1:01.571	20.033	22.855	18.683	100.310	90.320
6	14:29:32.967	1:01.306	19.755	22.826	18.725	97.399	90.320
7	14:30:35.331	1:02.364	20.689	23.108	18.567	97.117	90.564
8	14:31:37.370	1:02.039	19.888	23.113	19.038	95.459	89.002

Lap	Time of Day	Lap Tm	S1	S2	S3	S3Spd	SFSpd
(18) Gary LYNCH							
1	14:24:21.507	1:05.712	22.781	24.361	18.570	92.435	88.884
2	14:25:25.296	1:03.789	21.423	23.809	18.557	96.143	90.198
3	14:26:28.888	1:03.592	20.018	25.236	18.338	94.385	89.957
4	14:27:30.829	1:01.941	19.807	23.584	18.550	92.690	88.183
5	14:28:32.824	1:01.995	20.128	23.287	18.580	94.785	87.952
6	14:29:35.402	1:02.578	20.608	23.618	18.352	95.053	88.884
7	14:30:38.346	1:02.944	20.619	23.881	18.444	94.252	88.416
8	14:31:41.262	1:02.916	20.580	23.718	18.618	94.252	87.266

Lap	Time of Day	Lap Tm	S1	S2	S3	S3Spd	SFSpd
(52) Stewart BLACK							
1	14:24:21.721	1:05.929	22.973	24.397	18.559	92.947	83.885
2	14:25:27.487	1:05.766	22.487	24.682	18.597	91.055	85.270
3	14:26:29.471	1:01.984	19.792	23.556	18.636	93.205	85.925
4	14:27:31.232	1:01.761	19.571	23.416	18.774	93.076	84.839
5	14:28:32.738	1:01.506	19.889	23.296	18.321	95.053	84.095
6	14:29:35.330	1:02.592	20.223	23.746	18.623	90.809	83.571
7	14:30:38.194	1:02.864	20.483	23.742	18.639	90.564	83.363
8	14:31:41.348	1:03.154	20.540	23.741	18.873	89.239	83.260

Lap	Time of Day	Lap Tm	S1	S2	S3	S3Spd	SFSpd
(88) Jeff PRITCHARD							
1	14:24:29.702	1:13.046	24.996	28.748	19.302	95.459	92.690
2	14:25:33.203	1:03.501	20.877	24.153	18.471	97.257	91.427
3	14:26:35.702	1:02.499	20.236	23.862	18.401	94.120	89.716
4	14:27:38.194	1:02.492	20.290	23.867	18.335	93.595	89.477
5	14:28:40.352	1:02.158	20.021	23.796	18.341	91.303	90.077
6	14:29:42.047	1:01.695	19.828	23.660	18.207	94.252	89.836
7	14:30:44.028	1:01.981	19.756	23.860	18.365	94.385	88.532
8	14:31:46.574	1:02.546	19.963	24.005	18.578	92.435	81.839

Lap	Time of Day	Lap Tm	S1	S2	S3	S3Spd	SFSpd
(77) Allan CLARKE							
1	14:24:30.259	1:12.123	24.761	27.535	19.827	92.818	88.884
2	14:25:34.506	1:04.247					



SMRC Summer Race Meeting

Lapchart

Scottish Legends Championship

Knockhill 1.267 miles

Race 8 - Heat 2

17/07/2016 14:20

Race (8 Laps) started at 14:23:15

Competitors	Laps									
	0	1	2	3	4	5	6	7	8	
Stewart BLACK (52)	1	52	18	22	1	1	1	1	1	1
Gary LYNCH (18)	2	18	22	1	22	22	22	22	22	22
Ryan McLEISH (71)	3	71	46	46	37	37	46	37	46	37
Ross McCULLOCH (46)	4	46	52	37	46	46	37	46	37	46
Ben MASON (22)	5	22	1	71	71	71	71	71	71	71
Jeff PRITCHARD (88)	6	88	37	18	38	38	38	38	38	17
Billy WAIT (17)	7	17	71	17	7	17	17	17	17	38
Ivor GREENWOOD (37)	8	37	17	38	17	7	7	7	7	7
Colin McNEILL (4)	9	4	38	7	18	18	52	52	52	18
Dave NEWALL (7)	10	7	7	52	52	52	18	18	18	52
John PATERSON (1)	11	1	4	4	88	88	88	88	88	88
Scott HYNDS (68)	12	68	88	88	4	4	77	77	77	77
Pino PALAZZO (38)	13	38	77	77	77	77	85	85	85	85
Allan CLARKE (77)	14	77	85	85	85	85	4	4	4	4
Mark BEATY (85)	15	85								

Margin of Victory	Avg. Speed	Best Lap Tm	Best Speed	Best Lap by
1.547	75.047	59.242	76.987	1 - John PATERSON

Clerk of the Course.

Orbits

Sig : Time :
Chief Timekeeper : Ian Sharp (SMART Timing)

Results available at www.mylaps.com and www.smart-timing.co.uk

Printed: 18/07/2016 19:00:57



Race Results



Bulletin No. _____

SMRC Summer Race Meeting

Sorted on Laps

Scottish Fiesta Championship

Knockhill 1.267 miles

Race 9 - 2nd Race - Re-Start

17/07/2016 14:45

Race (9 Laps) started at 15:13:17

Pos	No.	Name	Make/Model	CC	Class Code	Laps	Total Tm	Diff	Best Tm	In Lap	Best Speed
1	1	Wayne MacCAULAY	Ford Fiesta ST	2000	ST	9	9:24.352		1:01.863	3	73.725
2	7	Kevin WHYTE	Ford Fiesta ST	2000	ST	9	9:27.695	3.343	1:01.946	2	73.626
3	51	Chris MILFORD	Ford Fiesta ST	2000	ST	9	9:31.590	7.238	1:02.712	2	72.727
4	12	Liam ROBERTSON	Ford Fiesta ST	2000	ST	9	9:45.547	21.195	1:03.487	8	71.839
5	55	Stephen WARD	Ford Fiesta ST	2000	ST	9	9:45.745	21.393	1:03.557	3	71.760
6	50	Jim DEANS	Ford Fiesta XR2	1600	XR	9	9:49.402	25.050	1:04.219	4	71.020
7	22	Gavin BUTTERWORTH	Ford Fiesta XR2	1600	XR	9	9:52.534	28.182	1:04.371	7	70.852
8	18	Barry FARQUHARSON	Ford Fiesta XR2	1600	XRN	9	9:55.682	31.330	1:04.643	8	70.554
9	24	Steven GRAY	Ford Fiesta XR2	1600	XR	9	10:06.572	42.220	1:04.839	4	70.341
10	47	Ian HART	Ford Fiesta ST	2000	ST	9	10:16.036	51.684	1:06.779	2	68.298
11	98	Gordon HASTON	Ford Fiesta XR2	1600	XRN	8	9:33.392	1 Lap	1:10.180	3	64.988
12	44	Robert KERR	Ford Fiesta XR2	1600	XRN	8	9:34.538	1 Lap	1:10.065	6	65.094

Not classified

DNF	20	Chris McNEILL	Ford Fiesta XR2	1600	XRN	6	7:00.935	DNF	1:06.607	2	68.474
DNS	81	Graeme CUTHBERT	Ford Fiesta XR2	1600	XRN			DNF		0	-
DNS	57	Alec TOWNLEY	Ford Fiesta XR2	1600	XRN			DNF		0	-
DNS	28	David TAYLOR	Ford Fiesta XR2	1600	XRN			DNF		0	-

Announcements

RED FLAG after Leader completed 2 Laps - Race re-started over 9 Laps.

Margin of Victory	Avg. Speed	Best Lap Tm	Best Speed	Best Lap by
3.343	72.734	1:01.863	73.725	1 - Wayne MacCAULAY

Clerk of the Course.

Orbits

Sig : Time :
Chief Timekeeper : Ian Sharp (SMART Timing)Results available at www.mylaps.com and www.smart-timing.co.uk

Printed: 18/07/2016 18:57:39





SMRC Summer Race Meeting

Scottish Fiesta Championship

Knockhill 1.267 miles

Race 9 - 2nd Race - Re-Start

17/07/2016 14:45

Race (9 Laps) started at 15:13:17

Lap	Time of Day	Lap Tm	S1	S2	S3	S3Spd	SFSpd	Lap	Time of Day	Lap Tm	S1	S2	S3	S3Spd	SFSpd
(1) Wayne MacCAULAY															
1	15:14:23.824			23.886	18.815	90.932	81.540	7	15:20:59.378	1:04.371	20.678	23.976	19.717	84.839	76.259
2	15:15:25.786	1:01.962	19.902	23.344	18.716	90.686	82.442	8	15:22:04.057	1:04.679	20.619	24.321	19.739	84.095	75.742
3	15:16:27.649	1:01.863	19.718	23.351	18.794	90.686	81.938	9	15:23:10.036	1:05.979	20.886	24.696	20.397	82.341	75.317
4	15:17:29.618	1:01.969	19.851	23.388	18.730	90.932	82.543	(18) Barry FARQUHARSON							
5	15:18:31.797	1:02.179	19.824	23.537	18.818	90.564	82.139	1	15:14:27.815			24.158	19.854	86.257	76.000
6	15:19:34.229	1:02.432	19.825	23.774	18.833	90.564	81.839	2	15:15:33.497	1:05.682	21.210	24.463	20.009	84.306	74.897
7	15:20:36.758	1:02.529	19.957	23.595	18.977	90.442	81.540	3	15:16:38.943	1:05.446	20.895	24.452	20.099	85.925	74.070
8	15:21:39.087	1:02.329	19.885	23.483	18.961	91.179	81.739	4	15:17:44.587	1:05.644	21.744	24.151	19.749	86.035	75.317
9	15:22:41.854	1:02.767	20.008	23.719	19.040	90.198	80.950	5	15:18:49.580	1:04.993	20.659	24.235	20.099	85.270	75.317
(7) Kevin WHYTE															
1	15:14:24.171			23.817	18.938	90.686	80.658	6	15:19:55.691	1:06.111		24.339	19.738	84.839	75.828
2	15:15:26.117	1:01.946	19.924	23.323	18.699	90.320	81.639	7	15:21:00.525	1:04.834		24.339	19.738	84.839	75.828
3	15:16:28.314	1:02.197	19.813	23.605	18.779	90.077	80.950	8	15:22:05.168	1:04.643	20.636	24.188	19.819	84.839	74.981
4	15:17:30.724	1:02.410	19.937	23.613	18.860	90.442	81.146	9	15:23:13.184	1:08.016	20.577	26.608	20.831	80.561	74.234
5	15:18:33.442	1:02.718	19.951	23.905	18.862	89.002	80.368	(24) Steven GRAY							
6	15:19:35.976	1:02.534	20.014	23.633	18.887	89.596	80.368	1	15:14:27.062			24.256	19.790	85.487	75.828
7	15:20:38.827	1:02.851	20.037	23.847	18.967	89.002	80.368	2	15:15:32.280	1:05.218	21.489	24.188	19.541	84.839	76.782
8	15:21:41.889	1:03.062	20.094	23.877	19.091	88.884	80.176	3	15:16:51.563	1:19.283	21.206	38.131	19.946	82.747	75.064
9	15:22:45.197	1:03.308	20.554	23.748	19.006	89.716	80.561	4	15:17:56.402	1:04.839	21.017	24.209	19.613	84.095	76.172
(51) Chris MILFORD															
1	15:14:24.449			23.799	18.973	89.596	82.341	5	15:19:03.498	1:07.096	21.285	25.809	20.002	84.095	75.317
2	15:15:27.161	1:02.712	20.257	23.377	19.078	90.564	81.739	6	15:20:08.609	1:05.111	21.206	24.171	19.734	83.989	76.086
3	15:16:29.897	1:02.736	20.121	23.564	19.051	89.477	81.540	7	15:21:13.449	1:04.840	21.050	24.033	19.757	84.306	75.487
4	15:17:32.689	1:02.792	20.101	23.681	19.010	89.477	81.441	8	15:22:18.467	1:05.018	21.087	24.086	19.845	83.675	75.742
5	15:18:35.458	1:02.769	20.201	23.716	18.852	89.596	81.540	9	15:23:24.074	1:05.607	21.380	24.480	19.747	83.885	75.828
6	15:19:38.707	1:03.249	20.151	23.805	19.293	89.002	81.441	(47) Ian HART							
7	15:20:41.517	1:02.810	20.144	23.570	19.096	89.596	81.343	1	15:14:30.876			25.461	19.631	88.183	79.606
8	15:21:44.550	1:03.033	20.153	23.701	19.179	89.716	81.343	2	15:15:37.655	1:06.779	21.813	25.344	19.622	88.183	81.244
9	15:22:49.092	1:04.542	20.655	24.860	19.027	88.884	81.244	3	15:16:47.418	1:09.763	23.263	26.185	20.315	87.494	79.511
(12) Liam ROBERTSON															
1	15:14:27.992			24.424	19.457	89.002	80.658	4	15:17:55.177	1:07.759	22.208	25.763	19.788	87.837	80.272
2	15:15:33.310	1:05.318	21.462	24.310	19.546	89.716	80.755	5	15:19:04.007	1:08.830	21.892	25.883	21.055	84.839	74.981
3	15:16:38.950	1:05.640	21.504	24.870	19.266	89.716	79.985	6	15:20:12.253	1:08.246	22.889	25.629	19.728	87.952	79.985
4	15:17:43.131	1:04.181	21.337	23.905	18.939	89.477	80.755	7	15:21:19.075	1:06.822	21.965	25.339	19.518	87.494	79.985
5	15:18:47.563	1:04.432	20.929	23.842	19.661	89.477	79.323	8	15:22:26.451	1:07.376	22.189	25.479	19.708	87.952	79.700
6	15:19:51.683	1:04.120	20.981	24.151	18.988	88.649	80.561	9	15:23:33.538	1:07.087	22.067	25.278	19.742	87.608	76.870
7	15:20:55.256	1:03.573	20.871	23.816	18.886	89.120	80.950	(98) Gordon HASTON							
8	15:21:58.743	1:03.487	20.588	23.736	19.163	89.477	79.606	1	15:14:35.146			26.529	22.037	76.172	62.310
9	15:23:03.049	1:04.306	20.692	24.091	19.523	88.068	79.795	2	15:15:46.983	1:11.837	24.126	26.664	21.047	76.032	69.831
(55) Stephen WARD															
1	15:14:25.875			24.584	19.061	87.837	79.417	3	15:16:57.163	1:10.180	22.509	26.396	21.275	76.432	68.060
2	15:15:29.619	1:03.744	20.898	23.804	19.042	89.477	79.323	4	15:18:07.366	1:10.203	22.609	26.226	21.368	76.519	69.542
3	15:16:33.176	1:03.557	20.237	23.510	19.810	89.716	70.640	5	15:19:18.095	1:10.729	22.207	26.840	21.682	73.262	69.112
4	15:17:38.027	1:04.851	21.478	23.890	19.483	89.239	76.000	6	15:20:30.155	1:12.060	23.425	27.463	21.172	75.317	68.477
5	15:18:42.582	1:04.555	21.056	24.262	19.237	88.183	78.950	7	15:21:40.370	1:10.215	22.810	26.796	20.609	78.123	72.627
6	15:19:48.384	1:05.802			19.169	87.608	79.136	8	15:22:50.894	1:10.524	22.691	26.274	21.559	76.086	69.758
7	15:20:54.362	1:05.978		23.876	19.018	89.358	78.857	(44) Robert KERR							
8	15:21:59.020	1:04.658	20.859	24.056	19.743	88.068	71.315	1	15:14:36.175			27.584	21.138	77.313	72.004
9	15:23:03.247	1:04.227	21.108	23.703	19.416	89.002	79.417	2	15:15:47.606	1:11.431	22.873	27.451	21.107	80.465	72.943
(50) Jim DEANS															
1	15:14:27.355			24.188	19.822	86.146	76.432	3	15:16:58.541	1:10.935	22.939	27.083	20.913	77.941	72.004
2	15:15:32.551	1:05.196	21.398	24.370	19.428	85.487	76.519	4	15:18:09.776	1:11.235	22.882	27.002	21.351	78.488	68.477
3	15:16:38.332	1:05.781	21.060	24.882	19.839	85.054	75.402	5	15:19:20.458	1:10.682	23.058	27.033	20.591	78.488	72.470
4	15:17:42.551	1:04.219	20.604	24.098	19.517	84.946	76.259	6	15:20:30.523	1:10.065	22.777	26.622	20.666	79.417	73.826
5	15:18:47.753	1:05.202	20.526	24.542	20.134	83.363	76.345	7	15:21:41.520	1:10.997	22.910	26.646	21.441	79.606	73.262
6	15:19:52.695	1:04.942	21.038	24.308	19.596	86.035	76.345	8	15:22:52.040	1:10.520	22.865	27.035	20.620	79.700	69.758
7	15:20:57.187	1:04.492	20.848	24.094	19.550	85.054	76.086	(20) Chris McNEILL							
8	15:22:01.652	1:04.465	20.696	24.116	19.653	84.946	76.172	1	15:14:32.215			25.664	20.363	83.467	75.317
9	15:23:06.904	1:05.252	20.868	24.580	19.804	83.780	75.828	2	15:15:38.822	1:06.607	21.522	25.134	19.951	85.054	77.135
(22) Gavin BUTTERWORTH															
1	15:14:29.180			24.666	19.905	81.739	75.064	3	15:16:46.222	1:07.400	21.601	25.492	20.307	83.675	75.317
2	15:15:34.323	1:05.143	20.746	24.587	19.810	83.989	75.742	4	15:17:53.427	1:07.205	21.393	25.902	19.910	81.343	76.782
3	15:16:40.210	1:05.887	21.055	25.136	19.696	84.839	76.259	5	15:19:00.619	1:07.192	21.525	25.459	20.208	83.157	76.086
4	15:17:44.728	1:04.518	20.697	24.287	19.534	86.146	76.694	6	15:20:18.437	1:17.818	31.032	26.554	20.232	82.139	76.086
5	15:18:49.555	1:04.827	20.936	24.079	19.812	86.035	74.647								
6	15:19:55.007	1:05.452	21.060	24.568	19.824	83.675	75.233								

Clerk of the Course.

 Sig : _____ Time : _____
 Chief Timekeeper : Ian Sharp (SMART Timing)

 Results available at www.mylaps.com and www.smart-timing.co.uk

Printed: 18/07/2016 18:57:59

Orbits





SMRC Summer Race Meeting

Lapchart

Scottish Fiesta Championship

Knockhill 1.267 miles

Race 9 - 2nd Race - Re-Start

17/07/2016 14:45

Race (9 Laps) started at 15:13:17

Competitors	Laps								
	1	2	3	4	5	6	7	8	9
Wayne MacCAULAY (1)	1	1	1	1	1	1	1	1	1
Kevin WHYTE (7)	2	7	7	7	7	7	7	7	7
Chris MILFORD (51)	3	51	51	51	51	51	51	51	51
Stephen WARD (55)	4	55	55	55	55	55	55	12	12
Steven GRAY (24)	5	24	24	50	50	12	12	12	55
Jim DEANS (50)	6	50	50	18	12	50	50	50	50
Barry FARQUHARSON (18)	7	18	12	12	18	22	22	22	22
Liam ROBERTSON (12)	8	12	18	22	22	18	18	18	18
Gavin BUTTERWORTH (22)	9	22	22	20	20	20	24	24	24
Ian HART (47)	10	47	47	47	47	24	47	47	47
Chris McNEILL (20)	11	20	20	24	24	47	20	98	98
Gordon HASTON (98)	12	98	98	98	98	98	44	44	
Robert KERR (44)	13	44	44	44	44	44	44		
-	14								
-	15								
-	16								

Margin of Victory	Avg. Speed	Best Lap Tm	Best Speed	Best Lap by
3.343	72.734	1:01.863	73.725	1 - Wayne MacCAULAY

Clerk of the Course.

Orbits

Sig : Time :
 Chief Timekeeper : Ian Sharp (SMART Timing)

Results available at www.mylaps.com and www.smart-timing.co.uk

Printed: 18/07/2016 18:58:15





OFFICIAL FEEDER SERIES

BEATSON'S
BUILDING SUPPLIES

Race Results

Bulletin No. _____



SMRC Summer Race Meeting

Sorted on Laps

Scottish FF1600 Championship

Knockhill 1.267 miles

Race 10 - 2nd Race

17/07/2016 15:05

Race (12 Laps) started at 15:34:01

Pos	No.	Name	Make/Model	CC	Class Code	Laps	Total Tm	Diff	Best Tm	In Lap	Best Speed
1	25	Neil MacLENNAN	Ray GR14	1600	FFA	12	11:08.555		55.118	10	82.747
2	50	Jamie THORBURN	Ray GR15	1600	FFAN	12	11:12.932	4.377	55.452	7	82.248
3	8	Sebastian MELROSE	Ray GR14	1600	FFA	12	11:15.343	6.788	55.679	5	81.913
4	71	Matthew COWLEY	Van Dieman JL13	1600	FFAN	12	11:15.550	6.995	55.288	12	82.492
5	92	Matthew CHISHOLM	Van Diemen RF92	1600	FFB	12	11:18.048	9.493	55.541	10	82.117
6	3	Neil BROOME	Swift SC93C	1600	FFB	12	11:30.625	22.070	56.500	8	80.723
7	70	David THORBURN	Ray GR15	1600	FFA	12	11:30.662	22.107	56.675	11	80.474
8	16	Ivor MAIRS	Mondiale	1600	FFB	12	11:44.058	35.503	57.499	7	79.320
9	27	David HOURIE	Van Diemen RF90	1600	FFBN	12	11:44.164	35.609	57.298	10	79.599
10	77	Fraser GRAY	Ray GR14	1600	FFA	12	11:44.316	35.761	57.121	10	79.845
11	22	Fergus MCINTYRE	Ray GR05	1600	FFA	12	11:50.615	42.060	57.979	6	78.664
12	30	Steven BARLOW	Ray GR10	1600	FFA	12	11:51.278	42.723	57.270	5	79.638
13	29	Ross HOWE	Van Diemen RF99	1600	FFAN	10	12:03.115	2 Laps	58.451	8	78.028

Not classified (80% = 9 Laps)

DNS	33	Jordan GRONKOWSKI	Van Diemen JL012K	1600	FFA			DNS		0	-
-----	----	-------------------	-------------------	------	-----	--	--	-----	--	---	---

Announcements

New Track Record (55.541) for SMRC FF1600 (B) by Matthew CHISHOLM.

Margin of Victory	Avg. Speed	Best Lap Tm	Best Speed	Best Lap by
4.377	81.863	55.118	82.747	25 - Neil MacLENNAN

Clerk of the Course.

Sig : Time :
Chief Timekeeper : Ian Sharp (SMART Timing)

Results available at www.mylaps.com and www.smart-timing.co.uk

Printed: 18/07/2016 18:52:18



SMRC Summer Race Meeting

Scottish FF1600 Championship

Knockhill 1.267 miles

Race 10 - 2nd Race

17/07/2016 15:05

Race (12 Laps) started at 15:34:01

Lap	Time of Day	Lap Tm	S1	S2	S3	S3Spd	SFSpd	Lap	Time of Day	Lap Tm	S1	S2	S3	S3Spd	SFSpd
(25) Neil MacLENNAN															
1	15:35:01.705			21.324	16.927	103.402	93.595	3	15:36:58.770	57.460	18.692	21.557	17.211	101.066	92.054
2	15:35:57.531	55.826	18.150	21.062	16.614	101.987	92.690	4	15:37:55.761	56.991	18.443	21.380	17.168	101.832	92.435
3	15:36:53.349	55.818	18.193	20.931	16.694	102.142	92.690	5	15:38:52.994	57.233	18.346	21.619	17.268	100.460	92.435
4	15:37:48.583	55.234	17.876	20.756	16.602	103.084	92.947	6	15:39:50.061	57.067	18.497	21.455	17.115	101.371	92.818
5	15:38:43.778	55.195	17.746	20.836	16.613	102.926	93.076	7	15:40:46.899	56.838	18.353	21.363	17.122	101.832	92.690
6	15:39:39.014	55.236	17.869	20.833	16.534	103.084	93.205	8	15:41:43.399	56.500	18.362	21.143	16.995	101.678	93.335
7	15:40:34.287	55.273	17.878	20.838	16.557	103.242	93.205	9	15:42:40.688	57.289	18.463	21.669	17.157	101.371	93.726
8	15:41:29.446	55.159	17.771	20.881	16.507	103.402	93.465	10	15:43:37.976	57.288	18.488	21.598	17.202	101.218	92.690
9	15:42:24.812	55.366	17.897	20.917	16.552	103.561	93.988	11	15:44:34.921	56.945	18.563	21.269	17.113	101.678	92.947
10	15:43:19.930	55.118	17.743	20.836	16.539	103.084	93.857	12	15:45:32.360	57.439	18.347	21.504	17.588	100.611	92.308
11	15:44:15.108	55.178	17.726	20.912	16.540	103.242	93.857	(70) David THORBURN							
12	15:45:10.290	55.182	17.746	20.903	16.533	103.402	93.595	1	15:35:04.870			21.779	17.276	102.454	91.802
(50) Jamie THORBURN															
1	15:35:01.524		21.359	16.887	100.914	92.308	2	15:36:02.430	57.560	18.506	21.837	17.217	101.987	90.809	
2	15:35:57.857	56.333	18.592	21.024	16.717	104.204	92.947	3	15:36:59.575	57.145	18.350	21.525	17.270	101.987	91.055
3	15:36:53.640	55.783	18.027	20.975	16.781	104.366	93.335	4	15:37:56.977	57.402	18.447	21.658	17.297	101.832	90.686
4	15:37:49.182	55.542	17.981	20.848	16.713	103.721	93.335	5	15:38:54.127	57.150	18.314	21.677	17.159	102.298	91.055
5	15:38:44.676	55.494	17.846	20.920	16.728	103.561	93.335	6	15:39:51.078	56.951	18.371	21.544	17.036	102.454	92.181
6	15:39:40.361	55.685	17.881	21.115	16.689	103.242	92.947	7	15:40:48.239	57.161	18.383	21.639	17.139	102.298	91.552
7	15:40:35.813	55.452	17.784	20.966	16.702	103.084	92.947	8	15:41:43.127	56.888	18.305	21.515	17.068	103.242	92.054
8	15:41:31.407	55.594	17.887	20.990	16.717	103.084	92.947	9	15:42:41.978	56.851	18.318	21.553	16.980	103.084	92.435
9	15:42:27.203	55.796	17.935	21.141	16.720	102.454	93.726	10	15:43:38.689	56.711	18.211	21.516	16.984	103.084	92.435
10	15:43:22.973	55.770	17.871	21.070	16.829	102.454	93.076	11	15:44:35.364	56.675	18.422	21.282	16.971	103.402	93.335
11	15:44:18.704	55.731	17.916	21.063	16.752	102.768	93.465	12	15:45:32.397	57.033	18.217	21.317	17.499	104.043	93.205
12	15:45:14.667	55.963	17.958	21.093	16.912	102.298	92.947	(16) Ivor MAIRS							
(8) Sebastian MELROSE															
1	15:35:02.157		21.321	16.849	103.721	93.988	1	15:35:06.274		22.590	22.287	17.580	97.967	87.380	
2	15:35:58.112	55.955	18.318	20.952	16.685	105.515	94.252	2	15:36:04.821	58.547	19.238	21.947	17.362	99.419	88.767
3	15:36:53.946	55.834	18.227	20.927	16.680	105.515	94.252	3	15:37:02.374	57.553	18.635	21.620	17.298	100.460	89.002
4	15:37:49.855	55.909	18.176	21.006	16.727	104.043	93.857	4	15:38:00.017	57.643	18.449	21.859	17.335	100.011	88.649
5	15:38:45.534	55.679	17.940	21.093	16.646	103.882	94.252	5	15:38:57.844	57.827	18.662	21.962	17.203	99.272	88.416
6	15:39:41.332	55.798	18.032	21.070	16.696	104.204	94.120	6	15:39:55.519	57.675	18.603	21.818	17.254	98.979	88.416
7	15:40:37.065	55.733	17.913	21.236	16.584	104.043	94.120	7	15:40:53.018	57.499	18.558	21.738	17.203	99.272	88.416
8	15:41:33.104	56.039	18.060	21.345	16.634	103.882	93.988	8	15:41:51.159	58.141	18.760	22.051	17.330	98.254	88.884
9	15:42:29.011	55.907	18.199	21.073	16.635	103.882	94.518	9	15:42:49.186	58.027	18.662	21.956	17.409	97.967	88.649
10	15:43:24.816	55.805	18.047	21.119	16.639	103.561	93.857	10	15:43:47.602	58.416	18.908	22.105	17.403	97.967	88.416
11	15:44:20.686	55.870	18.111	21.077	16.682	103.561	93.857	11	15:44:45.833	58.231	18.738	22.025	17.468	97.967	88.649
12	15:45:17.078	56.392	18.395	21.231	16.766	103.402	93.726	12	15:45:45.793	59.960	19.808	22.389	17.763	95.323	87.040
(71) Matthew COWLEY															
1	15:35:03.822		22.125	17.004	99.419	91.802	1	15:35:08.171		22.323	22.567	17.801	101.371	90.320	
2	15:36:00.103	56.281	18.281	21.260	16.740	101.987	91.928	2	15:36:07.546	59.375	19.255	22.337	17.783	101.371	91.677
3	15:36:56.124	56.021	18.067	21.150	16.804	101.678	92.181	3	15:37:05.440	57.894	18.954	21.952	16.988	102.298	92.181
4	15:37:51.924	55.800	18.013	21.028	16.759	101.987	92.690	4	15:38:03.688	58.248	18.939	22.202	17.107	102.454	93.465
5	15:38:48.157	56.233	17.950	21.238	17.045	101.987	92.308	5	15:39:01.698	58.010	19.027	21.825	17.158	101.524	91.802
6	15:39:44.305	56.148	18.167	21.248	16.733	101.678	92.818	6	15:39:59.301	57.603	18.667	21.814	17.122	102.926	92.690
7	15:40:40.021	55.716	17.788	21.180	16.748	101.678	92.690	7	15:40:57.204	57.903	18.850	21.933	17.120	102.298	91.802
8	15:41:35.677	55.656	17.876	21.091	16.689	102.298	92.818	8	15:41:55.004	57.800	18.854	21.876	17.070	102.611	93.465
9	15:42:31.129	55.452	17.810	20.973	16.669	102.298	93.595	9	15:42:52.493	57.489	18.596	21.790	17.103	101.987	92.562
10	15:43:26.572	55.443	17.768	21.015	16.660	102.454	93.076	10	15:43:49.791	57.298	18.561	21.591	17.146	102.768	92.818
11	15:44:21.997	55.425	17.739	21.090	16.596	102.454	94.385	11	15:44:47.379	57.588	18.550	21.825	17.213	101.524	93.076
12	15:45:17.285	55.288	17.773	20.890	16.625	103.882	94.252	12	15:45:45.899	58.520	18.537	22.163	17.820	99.419	92.435
(92) Matthew CHISHOLM															
1	15:35:04.199		22.385	17.274	100.611	91.179	1	15:35:07.046		22.488	17.315	100.762	90.932		
2	15:36:00.718	56.519	18.394	21.246	16.879	103.242	91.677	2	15:36:05.494	58.448	19.396	21.958	17.094	101.218	92.308
3	15:36:56.920	56.202	18.108	21.269	16.825	102.454	91.552	3	15:37:04.270	58.776	18.830	22.712	17.234	101.218	91.552
4	15:37:53.101	56.181	18.247	21.127	16.807	102.611	91.928	4	15:38:03.324	59.054	19.605	22.254	17.195	100.611	92.054
5	15:38:49.034	55.933	18.113	21.061	16.759	102.768	92.181	5	15:39:01.905	58.581	19.049	22.087	17.445	100.762	92.181
6	15:39:44.881	55.847	18.047	21.106	16.694	103.721	92.818	6	15:39:59.773	57.868	18.955	21.881	17.032	102.142	93.205
7	15:40:40.719	55.838	17.977	21.177	16.684	103.084	92.054	7	15:40:57.711	57.938	18.899	21.933	17.106	102.454	93.205
8	15:41:36.595	55.876	17.920	21.207											



OFFICIAL FEEDER SERIES

BEATSON'S
BUILDING SUPPLIES

Race Results

Bulletin No. _____



SMRC Summer Race Meeting

Scottish FF1600 Championship

Knockhill 1.267 miles

Race 10 - 2nd Race

17/07/2016 15:05

Race (12 Laps) started at 15:34:01

Lap	Time of Day	Lap Tm	S1	S2	S3	S3Spd	SFSpd	Lap	Time of Day	Lap Tm	S1	S2	S3	S3Spd	SFSpd
7	15:41:00.188	58.725	19.121	22.098	17.506	100.460	90.686								
8	15:41:58.729	58.541	19.155	21.822	17.564	100.762	91.055								
9	15:42:56.986	58.257	18.890	21.734	17.633	100.914	90.442								
10	15:43:55.614	58.628	18.890	21.907	17.831	99.863	89.477								
11	15:44:54.057	58.443	18.930	21.790	17.723	100.161	91.055								
12	15:45:52.350	58.293	18.855	21.902	17.536	99.863	90.442								

(30) Steven BARLOW

1	15:35:06.239			22.316	17.227	100.310	89.716								
2	15:36:04.280	58.041	18.908	21.685	17.448	99.714	89.477								
3	15:37:02.019	57.739	18.653	21.838	17.248	100.161	89.957								
4	15:37:59.488	57.469	18.563	21.678	17.228	100.762	90.442								
5	15:38:56.758	57.270	18.483	21.557	17.230	100.762	90.564								
6	15:39:54.517	57.759	18.676	21.886	17.197	100.762	90.809								
7	15:40:51.930	57.413	18.597	21.714	17.102	101.066	90.932								
8	15:42:02.458	1:10.528			17.065	99.863	91.427								
9	15:42:59.940	57.482		21.891	17.137	100.611	91.055								
10	15:43:57.803	57.863	18.738	22.135	16.990	100.762	91.179								
11	15:44:55.320	57.517	18.487	21.899	17.131	100.011	91.303								
12	15:45:53.013	57.693	18.521	21.705	17.467	101.218	91.055								

(29) Ross HOWE

1	15:35:09.104		21.740	22.340	18.077	103.084	92.435								
2	15:36:08.113	59.009	19.108	21.952	17.949	102.298	92.435								
3	15:37:07.007	58.894	19.621	21.929	17.344	102.768	92.947								
4	15:38:09.245	1:02.238	19.198	23.893	19.147	89.836	78.765								
5	15:39:14.105	1:04.860	19.913	23.686	21.261	89.716	42.990								
6	15:42:10.694	2:56.589	2:16.495	22.388	17.706	100.914	92.947								
7	15:43:09.215	58.521	19.107	21.930	17.484	101.066	93.465								
8	15:44:07.666	58.451	18.801	22.267	17.383	101.524	92.818								
9	15:45:06.153	58.487	19.190	21.934	17.363	101.524	93.465								
10	15:46:04.850	58.697	19.055	22.196	17.446	100.611	93.465								

Clerk of the Course.

Sig : Time :
Chief Timekeeper : Ian Sharp (SMART Timing)

Results available at www.mylaps.com and www.smart-timing.co.uk

Printed: 18/07/2016 18:52:35

Orbits



SMRC Summer Race Meeting

Lapchart

Scottish FF1600 Championship

Knockhill 1.267 miles

Race 10 - 2nd Race

17/07/2016 15:05

Race (12 Laps) started at 15:34:01

Competitors	Laps											
	1	2	3	4	5	6	7	8	9	10	11	12
Jamie THORBURN (50)	1	50	25	25	25	25	25	25	25	25	25	25
Neil MacLENNAN (25)	2	25	50	50	50	50	50	50	50	50	50	50
Sebastian MELROSE (8)	3	8	8	8	8	8	8	8	8	8	8	8
Matthew COWLEY (71)	4	71	71	71	71	71	71	71	71	71	71	71
Matthew CHISHOLM (92)	5	92	92	92	92	92	92	92	92	92	92	92
Neil BROOME (3)	6	3	3	3	3	3	3	3	3	3	3	3
David THORBURN (70)	7	70	70	70	70	70	70	70	70	70	70	70
Steven BARLOW (30)	8	30	30	30	30	30	30	16	16	16	16	16
Ivor MAIRS (16)	9	16	16	16	16	16	16	27	27	27	27	27
Fraser GRAY (77)	10	77	77	77	77	27	27	27	77	77	77	77
David HOURIE (27)	11	27	27	27	27	77	77	77	22	22	22	22
Fergus MCINTYRE (22)	12	22	22	22	22	22	22	22	30	30	30	30
Ross HOWE (29)	13	29	29	29	29	29	29	29	29	29		
-	14											

Margin of Victory	Avg. Speed	Best Lap Tm	Best Speed	Best Lap by
4.377	81.863	55.118	82.747	25 - Neil MacLENNAN

Clerk of the Course.

Orbits

Sig : Time :
Chief Timekeeper : Ian Sharp (SMART Timing)

Results available at www.mylaps.com and www.smart-timing.co.uk

Printed: 18/07/2016 18:52:58



Scottish Formula Ford 1600 Championship

2016

Pos	No.	Name	Total	Diff	Gap	#1 #2 #3 #4 #5 #6 #7 #8							
						Ra	Ra	Ra	Ra	Ra	Ra	Ra	Ra
1	25	Neil MacLENNAN	201	0	0	20	26	25	26	26	26	26	26
2	50	Jamie THORBURN	142	59	59	16	20	10	16	20	20	20	20
3	33	Jordan GRONKOWSKI	111	90	31	26	16	21	20	16	12	DNF	NS
4	71	Matthew COWLEY	108	93	3	14	12	14	14	14	14	12	14
5	8	Sebastian MELROSE	100	101	8	12	14	16	DNF	10	16	16	16
6	92	Matthew CHISHOLM	88	113	12	9	10	9	12	12	10	14	12
7	70	David THORBURN	75	126	13	10	8	12	10	8	9	9	9
8	3	Neil BROOME	47	154	28		9	DNF	9	9	DQ	10	10
9	29	Ross HOWE	37	164	10	8	4	8	8	6	DQ	NS	3
10	77	Fraser GRAY	35	166	2	7	7	x	x	DNF	8	7	6
11	22	Fergus MCINTYRE	35	166	0	5	6	x	x	7	7	5	5
12	30	Steven BARLOW	28	173	7	6	5	x	x	5	NS	8	4
13	16	Ivor MAIRS	14	187	14	x	x	x	x	x	x	6	8
14	27	David HOURIE	11	190	3	x	x	x	x	x	x	4	7

Event Legend

#1	03/04/2016	SMRC Spring Race Meeting	#5	29/05/2016	SMRC May Race Meeting
#2	03/04/2016	SMRC Spring Race Meeting	#6	29/05/2016	SMRC May Race Meeting
#3	01/05/2016	SMRC May Day Race Meeting	#7	17/07/2016	SMRC Summer Race Meeting
#4	01/05/2016	SMRC May Day Race Meeting	#8	17/07/2016	SMRC Summer Race Meeting

Championship points are unofficial and given as an indication only.

Official Championship points will be published on the SMRC website.



Race Results



Bulletin No. _____

SMRC Summer Race Meeting

Sorted on Laps

Scottish Classics Championship

Knockhill 1.267 miles

Race 11 - 2nd Race

17/07/2016 15:30

Race started at 15:53:44

Pos	No.	Name	Make/Model	CC	Class	Laps	Total Tm	Diff	Best Tm	In Lap	Best Speed
1	77	Tommy GILMARTIN	Morgan +8	3900	CE	10	9:50.624		58.230	8	78.325
2	39	Harry SIMPSON	Ginetta G4R	1851	CG	10	9:50.978	0.354	58.149	6	78.434
3	49	Raymond BOYD	Porsche 911	2998	CD	10	10:06.593	15.969	59.779	3	76.295
4	78	Andrew GRAHAM	Triumph TR8	3900	CE	10	10:09.736	19.112	59.806	7	76.261
5	4	Stan BERNARD	Porsche 911	2994	CD	10	10:15.207	24.583	1:00.352	4	75.571
6	21	Jimmy CROW	Ford Escort	2000	CB	10	10:36.445	45.821	1:02.276	2	73.236
7	57	Bruce MITCHELL	Lotus Europa TC	1800	CB	10	10:38.596	47.972	1:02.069	8	73.480
8	35	Ian BLACKLIN	Ford Capri	3000	CD	10	10:43.383	52.759	1:02.934	8	72.470
9	17	Ian DALTRY	Alfa Romeo Alfasud	1494	CA	9	9:49.686	1 Lap	1:03.769	8	71.521
10	13	Alistair BAPTIE	Fiat X1/9	1498	CA	9	9:57.037	1 Lap	1:03.609	7	71.701
11	10	Andy WALKER	Mallock Type R	1600	CG	9	10:09.126	1 Lap	1:05.497	8	69.634
12	20	William CONWAY	Mini Clubman GT	1380	CA	8	9:54.224	2 Laps	1:09.509	4	65.615

Not classified (from pos 13)

54	Howard GORDON	MG Midget	1380	CA	9	10:10.365	1 Lap	1:06.161	6	68.935
----	---------------	-----------	------	----	---	-----------	-------	----------	---	--------

Announcements

RED FLAG after Leader completed 11 Laps - Result declared at 10 Laps.

Car No.54 - Not classified - Not running at time of Red Flag.

Margin of Victory	Avg. Speed	Best Lap Tm	Best Speed	Best Lap by
0.354	77.221	58.149	78.434	39 - Harry SIMPSON

Clerk of the Course.

Sig : Time :
Chief Timekeeper : Ian Sharp (SMART Timing)

Results available at www.mylaps.com and www.smart-timing.co.uk

Printed: 18/07/2016 18:41:19





Race Results



Bulletin No. _____

SMRC Summer Race Meeting

Scottish Classics Championship

Knockhill 1.267 miles

Race 11 - 2nd Race

17/07/2016 15:30

Race started at 15:53:44

Lap	Time of Day	Lap Tm	S1	S2	S3	S3Spd	SFSpd
(77) Tommy GILMARTIN							
1	15:54:47.833			22.611	17.040	113.166	107.372
2	15:55:47.033	59.200	19.229	22.649	17.322	111.846	104.529
3	15:56:45.892	58.859	18.898	22.524	17.437	111.660	102.298
4	15:57:44.533	58.641	19.059	22.461	17.121	112.220	102.454
5	15:58:43.045	58.512	18.896	22.463	17.153	113.166	102.926
6	15:59:41.509	58.464	18.984	22.310	17.170	112.033	104.043
7	16:00:39.906	58.397	18.800	22.602	16.995	112.220	104.856
8	16:01:38.136	58.230	18.615	22.760	16.855	108.413	104.529
9	16:02:36.742	58.606	18.819	22.704	17.083	111.474	105.349
10	16:03:35.459	58.717	19.174	22.598	16.945	112.408	103.882

Lap	Time of Day	Lap Tm	S1	S2	S3	S3Spd	SFSpd
(39) Harry SIMPSON							
1	15:54:48.481			22.550	17.163	108.064	99.863
2	15:55:48.028	59.547	19.211	23.091	17.245	108.238	98.254
3	15:56:46.297	58.269	18.960	22.067	17.242	108.064	98.543
4	15:57:44.973	58.676	19.089	22.493	17.094	108.064	97.257
5	15:58:43.568	58.595	18.877	22.541	17.177	106.183	99.272
6	15:59:41.717	58.149	18.855	22.364	16.930	107.717	98.833
7	16:00:40.085	58.368	19.092	22.476	16.800	108.588	99.272
8	16:01:38.639	58.554	18.904	22.715	16.935	108.413	98.833
9	16:02:37.275	58.636	19.064	22.295	17.277	107.717	98.398
10	16:03:35.813	58.538	19.450	22.163	16.925	108.588	99.125

Lap	Time of Day	Lap Tm	S1	S2	S3	S3Spd	SFSpd
(49) Raymond BOYD							
1	15:54:47.864			22.871	17.408	105.020	96.005
2	15:55:48.192		19.652	22.941	17.735	105.184	95.053
3	15:56:47.971	59.779	19.509	22.659	17.611	105.020	95.188
4	15:57:48.381	1:00.410	19.550	23.206	17.654	102.611	94.651
5	15:58:48.684	1:00.303	19.489	23.102	17.712	103.402	94.785
6	15:59:48.651	59.967	19.535	22.870	17.562	103.882	94.651
7	16:00:49.469	1:00.818	19.833	23.154	17.831	102.611	93.857
8	16:01:50.032	1:00.563	19.598	23.282	17.683	102.611	95.053
9	16:02:50.261	1:00.229	19.503	23.001	17.725	103.402	94.385
10	16:03:51.428	1:01.167	19.430	23.986	17.751	102.142	94.651

Lap	Time of Day	Lap Tm	S1	S2	S3	S3Spd	SFSpd
(78) Andrew GRAHAM							
1	15:54:51.408			23.583	17.986	106.183	97.967
2	15:55:52.300	1:00.892	20.015	22.911	17.966	107.544	98.979
3	15:56:52.599	1:00.299	19.726	22.974	17.599	107.890	98.543
4	15:57:52.899	1:00.300	19.883	22.811	17.606	108.238	98.688
5	15:58:53.465	1:00.566	19.666	23.251	17.649	108.064	99.125
6	15:59:54.372	1:00.907	19.685	23.133	18.089	98.833	97.399
7	16:00:54.178	59.806	19.598	22.746	17.462	107.890	98.543
8	16:01:54.115	59.937	19.645	22.723	17.569	108.238	98.833
9	16:02:54.330	1:00.215	19.662	22.860	17.693	108.064	98.398
10	16:03:54.571	1:00.241	19.685	22.765	17.791	108.064	99.714

Lap	Time of Day	Lap Tm	S1	S2	S3	S3Spd	SFSpd
(4) Stan BERNARD							
1	15:54:51.790			23.402	17.993	104.043	98.543
2	15:55:52.646	1:00.856	20.061	22.846	17.949	105.515	98.254
3	15:56:53.484	1:00.838	20.211	23.067	17.560	105.515	98.398
4	15:57:53.836	1:00.352	19.981	22.683	17.688	105.349	96.143
5	15:58:54.686	1:00.850	20.066	23.214	17.570	103.402	98.398
6	15:59:55.436	1:00.750	19.909	22.948	17.893	101.987	97.117
7	16:00:55.905	1:00.469	19.982	22.879	17.608	105.020	98.111
8	16:01:56.651	1:00.746	19.959	22.891	17.896	105.184	95.459
9	16:02:58.684	1:02.033	20.213	23.431	18.389	100.011	93.595
10	16:04:00.042	1:01.358	20.527	23.092	17.739	102.611	96.558

Lap	Time of Day	Lap Tm	S1	S2	S3	S3Spd	SFSpd
(21) Jimmy CROW							
1	15:54:53.458			24.051	18.371	97.117	88.649
2	15:55:55.734	1:02.276	20.131	23.887	18.258	97.257	89.358
3	15:56:58.141	1:02.407	19.974	24.201	18.232	97.117	89.120
4	15:58:00.838	1:02.697	20.370	24.003	18.324	97.257	89.120
5	15:59:04.912	1:04.074	20.889	24.749	18.436	96.419	89.239
6	16:00:08.349	1:03.437	20.627	24.338	18.472	96.976	88.299
7	16:01:11.874	1:03.525	20.534	24.528	18.463	96.558	88.532
8	16:02:14.983	1:03.109	20.374	24.344	18.391	96.558	88.884
9	16:03:18.147	1:03.164	20.378	24.462	18.324	96.697	88.884
10	16:04:21.280	1:03.133	20.497	24.328	18.308	97.117	89.716

Lap	Time of Day	Lap Tm	S1	S2	S3	S3Spd	SFSpd
(57) Bruce MITCHELL							

Lap	Time of Day	Lap Tm	S1	S2	S3	S3Spd	SFSpd
1	15:54:58.556			25.256	18.858	98.979	92.562
2	15:56:02.381	1:03.825	21.595	23.836	18.394	101.678	89.716
3	15:57:05.968	1:03.587	21.242	24.118	18.227	101.066	93.988
4	15:58:08.830	1:02.862	20.769	23.488	18.605	101.218	90.442
5	15:59:11.361	1:02.531	20.736	23.690	18.105	100.914	94.120
6	16:00:13.449	1:02.088	20.796	23.516	17.776	102.142	91.427
7	16:01:16.734	1:03.285	20.854	23.533	18.898	101.218	90.320
8	16:02:18.803	1:02.069	20.370	23.806	17.893	101.524	92.054
9	16:03:21.007	1:02.204	20.664	23.243	18.297	101.218	91.802
10	16:04:23.431	1:02.424	20.735	23.402	18.287	101.678	92.435

Lap	Time of Day	Lap Tm	S1	S2	S3	S3Spd	SFSpd
(35) Ian BLACKLIN							
1	15:54:54.983			24.659	18.867	96.697	84.839
2	15:55:59.550	1:04.567	20.684	24.199	19.684	96.281	79.795
3	15:57:04.275	1:04.725	21.260	24.531	18.934	96.281	84.412
4	15:58:08.034	1:03.759	20.571	24.267	18.921	96.143	86.927
5	15:59:11.376	1:03.342	20.323	24.031	18.988	95.323	86.368
6	16:00:15.830	1:04.454	21.413	24.302	18.739	95.595	84.839
7	16:01:19.053	1:02.223	20.448	23.926	18.849	96.005	86.927
8	16:02:21.987	1:03.934	20.237	24.035	18.662	95.323	84.412
9	16:03:25.174	1:03.187	20.756	23.896	18.535	96.005	86.927
10	16:04:28.218	1:03.044	20.400	23.776	18.868	95.188	87.040

Lap	Time of Day	Lap Tm	S1	S2	S3	S3Spd	SFSpd
(17) Ian DALTRY							
1	15:54:57.567			25.036	20.284	87.380	81.244
2	15:56:03.739	1:06.172	21.691	24.615	19.866	86.257	82.341
3	15:57:08.927	1:05.188	20.979	24.556	19.653	87.494	81.540
4	15:58:13.298	1:04.371	20.822	24.137	19.412	88.767	81.244
5	15:59:17.826	1:04.528	20.878	24.288	19.362	87.952	82.139
6	16:00:21.718	1:03.892	20.513	23.977	19.402	87.722	81.938
7	16:01:25.617	1:03.899	20.643	23.938	19.318	88.299	82.039
8	16:02:29.386	1:03.769	20.439	23.983	19.347	88.884	82.951
9	16:03:34.521	1:05.135	21.206	24.565	19.364	87.040	81.839

Lap	Time of Day	Lap Tm	S1	S2	S3	S3Spd	SFSpd
(13) Alistair BAPTIE							
1	15:55:00.974			26.337	19.733	87.266	78.950
2	15:56:07.365	1:06.391	21.259	24.534	20.598	85.815	77.491
3	15:57:13.064	1:05.699	21.859	24.550	19.290	87.722	78.214
4	15:58:17.059	1:03.995	20.905	24.107	18.983	86.814	79.511
5	15:59:21.107	1:04.048	20.763	24.227	19.058	87.380	79.700
6	16:0						



Race Results



Bulletin No. _____

SMRC Summer Race Meeting

Scottish Classics Championship	Knockhill 1.267 miles
Race 11 - 2nd Race	17/07/2016 15:30
Race started at 15:53:44	

Lap	Time of Day	Lap Tm	S1	S2	S3	S3Spd	SFSpd	Lap	Time of Day	Lap Tm	S1	S2	S3	S3Spd	SFSpd
8	16:02:48.166	1:07.591	22.925	25.419	19.247	88.649	79.890								
9	16:03:55.200	1:07.034	21.134	26.379	19.521	87.837	79.795								

Clerk of the Course. Orbits

Sig : Time :
 Chief Timekeeper : Ian Sharp (SMART Timing)
 Results available at www.mylaps.com and www.smart-timing.co.uk
 Printed: 18/07/2016 18:41:36





Race Results



Bulletin No. _____

SMRC Summer Race Meeting

Lapchart


Scottish Classics Championship

Knockhill 1.267 miles

Race 11 - 2nd Race

17/07/2016 15:30

Race started at 15:53:44



Competitors	Laps										
		1	2	3	4	5	6	7	8	9	10
Tommy GILMARTIN (77)	1	77	77	77	77	77	77	77	77	77	77
Raymond BOYD (49)	2	49	39	39	39	39	39	39	39	39	39
Harry SIMPSON (39)	3	39	49	49	49	49	49	49	49	49	49
Andrew GRAHAM (78)	4	78	78	78	78	78	78	78	78	78	78
Stan BERNARD (4)	5	4	4	4	4	4	4	4	4	4	4
Jimmy CROW (21)	6	21	21	21	21	21	21	21	21	21	21
Ian BLACKLIN (35)	7	35	35	35	35	57	57	57	57	57	57
Ian DALTRY (17)	8	17	57	57	57	35	35	35	35	35	35
Bruce MITCHELL (57)	9	57	17	17	17	17	17	17	17	17	17
Howard GORDON (54)	10	54	54	13	13	13	13	13	13	13	13
Alistair BAPTIE (13)	11	13	13	54	54	54	54	54	10	10	10
Andy WALKER (10)	12	10	10	10	10	10	10	10	54	54	54
William CONWAY (20)	13	20	20	20	20	20	20	20	20	20	20

Margin of Victory	Avg. Speed	Best Lap Tm	Best Speed	Best Lap by
0.354	77.221	58.149	78.434	39 - Harry SIMPSON

Clerk of the Course.

Orbits

Sig : Time :
Chief Timekeeper : Ian Sharp (SMART Timing)

Results available at www.mylaps.com and www.smart-timing.co.uk

Printed: 18/07/2016 18:42:01



Scottish Classics Championship

2016

Pos	No.	Name	Total	Diff	Gap	#1 #2 #3 #4 #5 #6 #7 #8 #9 #10									
						Ra	Ra	Ra	Ra	Ra	Ra	Ra	Ra	Ra	Ra
1	77	Tommy GILMARTIN	251	0	0	DNF	25	25	25	25	25	55	35	18	18
2	49	Raymond BOYD	251	0	0	25	25	18	18	18	14	55	28	25	25
3	21	Jimmy CROW	248	3	3	25	25	25	25	18	18	48	28	18	18
4	17	Ian DALTRY	234	17	14	18	18	18	18	18	18	48	28	25	25
5	78	Andrew GRAHAM	208	43	26	20	16	16	16	20	20	46	26	14	14
6	39	Harry SIMPSON	144	107	64	18	18	18	18	18	18	x	x	18	18
7	63	John KINMOND	112	139	32	x	x	x	x	16	16	50	30	x	x
8	41	Grant ALLAN	112	139	0	16	16	14	14	14	18	DNF	NS	x	x
9	35	Ian BLACKLIN	106	145	6	x	x	x	x	x	x	50	24	16	16
10	81	James BRAID	100	151	6	16	16	x	x	x	x	44	24	x	x
11	51	Alex MONTGOMERY	85	166	15	25	20	20	20	x	x	x	x	x	x
12	4	Stan BERNARD	80	171	5	20	20	x	x	x	x	x	x	20	20
13	85	John BENNETT	80	171	0	20	20	20	20	x	x	x	x	x	x
14	232	Scott BRENNAN	68	183	12	x	x	x	x	x	x	44	24	x	x
15	13	Alistair BAPTIE	60	191	8	x	x	x	x	x	x	DNF	NS	20	20
16	8	Max HORNE	56	195	4	14	14	14	14	x	x	x	x	x	x
17	57	Bruce MITCHELL	46	205	10	x	x	16	16	NS	NS	x	x	DNF	14
18	10	Andy WALKER	42	209	4	x	x	x	x	14	NS	x	x	14	14
19	20	William CONWAY	30	221	12	x	x	x	x	x	x	x	x	14	16
20	54	Howard GORDON	16	235	14	x	x	x	x	x	x	x	x	16	

Event Legend

#1	03/04/2016	SMRC Spring Race Meeting	#6	29/05/2016	SMRC May Race Meeting
#2	03/04/2016	SMRC Spring Race Meeting	#7	02/07/2016	BRSCC Donington Park
#3	01/05/2016	SMRC May Day Race Meeting	#8	02/07/2016	BRSCC Donington Park
#4	01/05/2016	SMRC May Day Race Meeting	#9	17/07/2016	SMRC Summer Race Meeting
#5	29/05/2016	SMRC May Race Meeting	#10	17/07/2016	SMRC Summer Race Meeting

Championship points are unofficial and given as an indication only.

Official Championship points will be published on the SMRC website.

SMRC Summer Race Meeting

Sorted on Laps

Celtic Speed Mini Cooper Cup

Knockhill 1.267 miles

Race 12 - 2nd Race

17/07/2016 15:55

Race (10 Laps) started at 16:27:29

Pos	No.	Name	Make/Model	CC	Class Code	Laps	Total Tm	Diff	Best Tm	In Lap	Best Speed
1	99	Adam MORGAN	Mini Cooper	1600	Guest	10	11:42.613		1:03.398	9	71.940
2	23	Ian MUNRO	Mini Cooper	1600	SM	10	11:42.724	0.111	1:03.510	7	71.813
3	33	Dylan O'DONNELL	Mini Cooper	1600	SMN	10	11:49.950	7.337	1:03.429	5	71.905
4	24	John DUNCAN	Mini Cooper	1600	SMN	10	11:53.058	10.445	1:04.127	6	71.122
5	75	Michael COURTS	Mini Copper	1600	SM	10	11:53.552	10.939	1:04.231	7	71.007
6	89	Shane STONEY	Mini Cooper	1600	SM	10	11:53.649	11.036	1:03.342	5	72.003
7	4	Dominic WHEATLEY	Mini Cooper	1600	SMN	10	11:54.704	12.091	1:04.098	6	71.154
8	30	Callum DRYBURGH	Mini Cooper	1600	SM	10	11:55.253	12.640	1:04.422	9	70.796
9	26	William BLAKE	Mini Cooper	1600	SM	10	11:55.613	13.000	1:04.133	9	71.115
10	5	Des WHEATLEY	Mini Cooper	1600	SM	10	11:55.892	13.279	1:04.672	9	70.523
11	67	Mark GERAGHTY	Mini Cooper	1600	SMN	10	11:56.016	13.403	1:04.651	10	70.546
12	98	Brandon WALSH	Mini Cooper	1600	SMN	10	11:56.516	13.903	1:04.319	5	70.910
13	7	Jonny DREELAN	Mini Cooper	1600	SMN	10	11:57.244	14.631	1:04.446	10	70.770
14	3	Jock BORTHWICK	Mini Cooper	1600	SM	10	11:57.570	14.957	1:04.324	10	70.904
15	6	Daniel DREELAN	Mini Cooper	1600	SM	10	11:58.376	15.763	1:04.446	10	70.770
16	12	Allan PATERSON	Mini Cooper	1600	SMN	10	11:58.763	16.150	1:04.128	6	71.121
17	9	Mark McGEOUGH	Mini Cooper	1600	SMN	10	11:59.671	17.058	1:04.410	6	70.810
18	51	Chris MILFORD	Mini Cooper	1600	SM	10	12:01.316	18.703	1:04.319	7	70.910
19	96	Taelor SHAND	Mini Cooper	1600	SMN L	10	12:02.906	20.293	1:04.109	6	71.142
20	52	Simon HOLDERNESS	Mini Cooper	1600	SMN	10	12:04.605	21.992	1:04.739	7	70.450
21	47	Reis ROBERTSON	Mini Cooper	1600	SMN	10	12:04.736	22.123	1:04.717	7	70.474
22	87	Paul BELL	Mini Cooper	1600	SM	10	12:09.870	27.257	1:03.463	5	71.866
23	50	Andrew BELL	Mini Cooper	1600	SMN	10	12:12.399	29.786	1:05.884	7	69.225
24	8	Hannah CHAPMAN	Mini Cooper	1600	SM L	10	12:33.425	50.812	1:03.172	5	72.197

Not classified

DNF	61	Malcolm McNAB	Mini Cooper	1600	SM	7	8:33.150	DNF	1:03.301	5	72.050
DNF	91	Robbie DALGLEISH	Mini Cooper	1600	SMN	7	8:33.543	DNF	1:03.412	5	71.924
DNF	10	Neal ROBERTSON	Mini Cooper	1600	SMN	1	1:14.254	DNF		0	-
DNF	11	Morgan MURRAY	Mini Cooper	1600	SM	1	1:14.624	DNF		0	-

Announcements

Race distance increased to 10 Laps - 1 Lap completed behind the Safety Car.

Margin of Victory	Avg. Speed	Best Lap Tm	Best Speed	Best Lap by
0.111	64.913	1:03.172	72.197	8 - Hannah CHAPMAN

Clerk of the Course.

Orbits

 Sig : Time :
 Chief Timekeeper : Ian Sharp (SMART Timing)

 Results available at www.mylaps.com and www.smart-timing.co.uk

Printed: 18/07/2016 18:22:36



SMRC Summer Race Meeting

Celtic Speed Mini Cooper Cup

Knockhill 1.267 miles

Race 12 - 2nd Race

17/07/2016 15:55

Race (10 Laps) started at 16:27:29

Lap	Time of Day	Lap Tm	S1	S2	S3	S3Spd	SFSpd	Lap	Time of Day	Lap Tm	S1	S2	S3	S3Spd	SFSpd	
(99) Adam MORGAN																
1	16:28:38.543			24.201	19.742	85.054		1	16:28:42.068			24.998	19.819	85.815		
2	16:29:42.338	1:03.795	20.635	23.777	19.383	84.306		2	16:29:47.687	1:05.619	20.773	24.119	20.727	85.054		
3	16:31:02.533	1:20.195	23.536	32.546	24.113	65.535		3	16:31:11.599	1:23.912	27.572	31.172	25.168	63.549		
4	16:32:49.606	1:47.073	44.439	39.671	22.963	55.645		4	16:32:53.952	1:42.353	43.092	35.790	23.471	66.377		
5	16:33:53.469	1:03.863	20.537	23.984	19.342	86.146		5	16:34:00.146	1:06.194	21.747	24.157	20.290	86.035		
6	16:34:57.803	1:04.334	20.471	24.282	19.581	85.379		6	16:35:04.244	1:04.098	20.639	24.089	19.370	86.146		
7	16:36:01.292	1:03.489	20.274	23.664	19.551	85.270		7	16:36:09.466	1:05.222	21.261	24.234	19.727	86.814		
8	16:37:05.278	1:03.986	20.611	23.839	19.536	85.487		8	16:37:14.996	1:05.530	20.436	24.059	21.035	81.739		
9	16:38:08.676	1:03.398	20.221	23.737	19.440	85.270		9	16:38:19.274	1:04.278	20.817	23.725	19.736	86.702		
10	16:39:12.533	1:03.857	20.244	23.786	19.827	85.379		10	16:39:24.624	1:05.350	21.111	24.584	19.655	85.054		
(23) Ian MUNRO																
1	16:28:38.746			24.299	19.968	82.139	76.345	1	16:28:41.545			24.398	19.944	85.054		
2	16:29:42.932	1:04.186	20.833	24.026	19.327	85.815	77.313	2	16:29:47.374	1:05.829	20.918	24.279	20.632	84.518		
3	16:31:03.214	1:20.282	23.303	32.520	24.459	65.280	50.306	3	16:31:10.754	1:23.380	27.284	30.698	25.398	69.326		
4	16:32:50.015	1:46.801	44.063	39.585	23.153	55.507	78.580	4	16:32:53.685	1:42.931	43.441	35.732	23.758	61.623		
5	16:33:53.616	1:03.601	20.337	23.936	19.328	86.146	77.761	5	16:33:59.354	1:05.669	21.721	24.105	19.843	85.270		
6	16:34:58.021	1:04.405	20.509	24.261	19.635	85.379	77.581	6	16:35:03.964	1:04.610	20.602	24.105	19.903	85.815		
7	16:36:01.531	1:03.510	20.361	23.774	19.375	85.925	77.761	7	16:36:09.209	1:05.245	21.408	24.231	19.606	85.925		
8	16:37:05.534	1:04.003	20.519	24.050	19.434	86.035	78.488	8	16:37:14.153	1:04.944	20.513	24.291	20.140	82.645		
9	16:38:09.072	1:03.538	20.243	23.944	19.351	85.925	77.671	9	16:38:18.575	1:04.422	20.735	23.958	19.729	86.257		
10	16:39:12.644	1:03.572	20.243	23.892	19.437	85.925	76.519	10	16:39:25.173	1:06.598	21.835	24.859	19.904	85.270		
(33) Dylan O'DONNELL																
1	16:28:39.300			24.045	19.899	85.270		1	16:28:43.344			24.668	20.073	85.270		
2	16:29:45.267	1:05.967	21.892	23.764	20.311	86.479		2	16:29:49.228	1:05.884	21.223	24.012	20.649	85.706		
3	16:31:08.342	1:23.075	26.508	30.886	25.681	68.477		3	16:31:14.165	1:24.937	29.126	31.135	24.676	61.567		
4	16:32:52.026	1:43.684	43.329	36.886	23.469	57.603		4	16:32:55.741	1:41.576	43.357	35.203	23.016	67.175		
5	16:33:55.455	1:03.429	20.359	23.633	19.437	87.266		5	16:34:00.877	1:05.136	21.314	24.084	19.738	86.814		
6	16:34:59.148	1:03.693	20.173	24.059	19.461	85.379		6	16:35:05.587	1:04.710	20.942	24.041	19.727	86.702		
7	16:36:03.873	1:04.725	21.039	23.789	19.897	86.590		7	16:36:10.585	1:04.998	20.961	24.282	19.755	86.368		
8	16:37:12.098	1:08.225	20.736	24.002	23.487	67.854		8	16:37:15.350	1:04.765	20.486	24.358	19.921	84.412		
9	16:38:15.947	1:03.849	20.449	24.013	19.387	85.054		9	16:38:19.483	1:04.133	20.700	23.737	19.696	87.040		
10	16:39:19.870	1:03.923	20.365	24.170	19.388	85.162		10	16:39:25.533	1:06.050	21.161	24.971	19.918	85.487		
(24) John DUNCAN																
1	16:28:42.193			24.873	19.755	85.162		1	16:28:43.051			24.991	19.945	85.706		
2	16:29:47.985	1:05.792	21.106	24.016	20.670	85.054		2	16:29:48.917	1:05.866	21.317	24.028	20.521	85.054		
3	16:31:12.216	1:24.231	28.152	30.991	25.088	61.567		3	16:31:13.708	1:24.791	28.684	31.005	25.102	60.132		
4	16:32:54.229	1:42.013	43.140	35.819	23.054	65.216		4	16:32:55.579	1:41.871	42.711	35.880	23.280	65.792		
5	16:33:59.766	1:05.537	21.871	24.110	19.556	86.590		5	16:34:00.640	1:05.061	21.215	24.139	19.707	86.257		
6	16:35:03.893	1:04.127	20.479	24.161	19.487	86.146		6	16:35:05.384	1:04.744	21.009	24.032	19.703	86.702		
7	16:36:08.340	1:04.447	21.177	23.981	19.289	85.596		7	16:36:10.769	1:05.385	20.932	24.536	19.917	83.885		
8	16:37:13.670	1:05.330	20.372	23.962	20.996	85.054		8	16:37:15.973	1:05.204	20.571	24.340	20.293	84.306		
9	16:38:18.052	1:04.382	20.735	24.075	19.572	83.571		9	16:38:20.645	1:04.672	20.866	24.124	19.682	85.596		
10	16:39:22.978	1:04.926	21.287	24.269	19.370	85.379		10	16:39:25.812	1:05.167	21.019	24.231	19.917	86.479		
(75) Michael COURTS																
1	16:28:41.173			24.605	19.746	85.054		1	16:28:44.038			24.973	20.074	85.270		
2	16:29:46.576	1:05.403	20.958	24.393	20.052	84.946		2	16:29:49.822	1:05.784	20.889	23.857	21.038	85.487		
3	16:31:09.993	1:23.417	26.529	31.401	25.487	71.467		3	16:31:14.626	1:24.804	29.738	30.497	24.569	63.912		
4	16:32:53.444	1:43.451	43.548	36.147	23.756	59.864		4	16:32:56.202	1:41.576	43.393	35.350	22.833	64.341		
5	16:33:58.730	1:05.286	21.579	24.141	19.566	85.867		5	16:34:01.166	1:04.964	21.041	24.185	19.738	86.257		
6	16:35:03.197	1:04.467	20.624	24.356	19.487	84.200		6	16:35:05.836	1:04.670	20.824	24.102	19.744	86.590		
7	16:36:07.428	1:04.231	20.620	24.209	19.402	84.946		7	16:36:11.073	1:05.237	20.932	24.150	20.155	85.162		
8	16:37:13.278	1:05.850	20.460	24.135	21.255	83.571		8	16:37:16.495	1:05.422	20.877	23.994	20.551	85.706		
9	16:38:17.990	1:04.712	20.648	24.159	19.905	81.441		9	16:38:21.285	1:04.790	21.171	24.076	19.543	85.270		
10	16:39:23.472	1:05.482	21.714	24.101	19.667	86.035		10	16:39:25.936	1:04.651	20.880	24.195	19.576	86.368		
(89) Shane STONEY																
1	16:28:40.525			24.426	19.742	85.162		1	16:28:45.905			26.389	25.111	19.879	84.095	
2	16:29:45.650	1:05.125	20.912	23.962	20.251	85.706	62.542	2	16:29:52.248	1:06.343	21.473	24.356	20.514	84.306		
3	16:31:08.927	1:23.277	26.796	31.424	25.057	69.398		3	16:31:16.500	1:24.252	29.918	29.987	24.347	61.341		
4	16:32:52.567	1:43.640	43.762	36.376	23.502	57.901		4	16:32:58.109	1:41.609	43.405	34.982	23.222	60.078		
5	16:33:55.909	1:03.342	20.271	23.821	19.250	86.146		5	16:34:02.428	1:04.319	20.632	24.131	19.556	85.596		
6	16:34:59.453	1:03.544	20.308	23.788	19.448	86.479		6	16:35:06.755	1:04.327	20.761	23.918	19.648	85.706		
7	16:36:03.828	1:04.375	20.887	24.024	19.464	86.257		7	16:36:11.294	1:04.539	20.820	23.776	19.943	85.162		
8	16:37:14.724	1:10.896	21.009	23.981	25.906	69.831		8	16:37:16.114	1:04.820	20.799	24.086	19.935	86.146		
9	16:38:18.622	1:03.898	20.517	23.990	19.391	86.368		9	16:38:20.832	1:04.718	20.906	24.170	19.642	85.925		
10	16:39:23.569	1:04.947	21.467	24.048	19.432	86.368		10	16:39:26.436	1:05.604	21.069	24.197	20.338	86.035		
(4) Dominic WHEATLEY																
1	16:28:42.884							1	16:28:42.884			25.164	19.887	85.162		
2	16:29:48.536	1:05.652	21.098					2	16:29:48.536	1:05.652	21.098	24.165	20.389	84.200		

Clerk of the Course.

 Sig : _____ Time : _____
 Chief Timekeeper : Ian Sharp (SMART Timing)

 Results available at www.mylaps.com and www.smart-timing.co.uk

Orbits



SMRC Summer Race Meeting

Celtic Speed Mini Cooper Cup

Knockhill 1.267 miles

Race 12 - 2nd Race

17/07/2016 15:55

Race (10 Laps) started at 16:27:29

Lap	Time of Day	Lap Tm	S1	S2	S3	S3Spd	SFSpd	Lap	Time of Day	Lap Tm	S1	S2	S3	S3Spd	SFSpd
3	16:31:12.924	1:24.388	28.509	30.961	24.918	59.545	52.841	5	16:34:08.495	1:05.584	21.335	24.635	19.614	84.946	
4	16:32:55.175	1:42.251	43.063	35.854	23.334	66.051		6	16:35:12.604	1:04.109	20.433	24.060	19.616	85.270	
5	16:34:00.415	1:05.240	21.145	24.336	19.759	85.270		7	16:36:17.606	1:05.002	21.102	24.438	19.462	85.054	
6	16:35:05.020	1:04.605	20.930	23.983	19.692	85.270		8	16:37:22.964	1:05.358	20.538	24.609	20.211	84.732	
7	16:36:10.205	1:05.185	20.973	24.488	19.724	84.200		9	16:38:27.437	1:04.473	20.678	24.245	19.550	84.839	
8	16:37:16.754	1:06.549	20.395	25.848	20.306	79.043		10	16:39:32.826	1:05.389	20.833	24.646	19.910	84.200	
9	16:38:22.718	1:05.964	21.320	24.762	19.882	82.341		(52) Simon HOLDERNESS							
10	16:39:27.164	1:04.446	20.723	24.143	19.580	86.035		1	16:28:46.847		26.423	25.110	20.329	85.162	
(3) Jock BORTHWICK								2	16:29:53.496	1:06.649	21.484	24.383	20.782	86.368	
1	16:28:44.907		27.276	25.122	19.939	84.095	75.742	3	16:31:17.788	1:24.292	30.536	29.495	24.261	57.455	
2	16:29:51.197	1:06.290	21.450	24.510	20.330	83.260	51.542	4	16:33:00.285	1:42.497	43.602	35.150	23.745	63.309	
3	16:31:16.049	1:24.852	30.231	30.170	24.451	63.249	50.609	5	16:34:06.381	1:06.096	20.991	25.360	19.745	83.054	
4	16:32:57.178	1:41.129	43.395	35.086	22.648	59.493		6	16:35:11.882	1:05.501	20.695	24.965	19.841	82.951	
5	16:34:01.695	1:04.517	20.880	23.797	19.840	86.035	75.572	7	16:36:16.621	1:04.739	20.642	24.329	19.768	84.625	
6	16:35:06.057	1:04.362	20.523	24.131	19.708	86.590	77.224	8	16:37:23.248	1:06.627	20.615	24.531	21.481	81.244	
7	16:36:11.293	1:05.236	21.043	24.108	20.085	85.270	73.745	9	16:38:28.742	1:05.494	20.870	24.825	19.799	84.200	
8	16:37:17.112	1:05.819	21.032	24.497	20.290	85.162	76.086	10	16:39:34.525	1:05.783	21.125	24.420	20.238	84.839	
9	16:38:23.166	1:06.054	21.305	24.660	20.089	83.260	75.914	(47) Reis ROBERTSON							
10	16:39:27.490	1:04.324	20.540	24.025	19.759	85.925	75.064	1	16:28:47.459			25.932	21.030	82.951	
(6) Daniel DREELAN								2	16:29:54.268	1:06.809	21.857	24.129	20.823	85.379	
1	16:28:44.188		27.267	24.629	20.066	84.518	74.981	3	16:31:19.347	1:25.079	31.481	29.161	24.437	62.368	
2	16:29:50.141	1:05.953	21.145	23.704	21.104	84.946	48.841	4	16:33:01.619	1:42.272	43.974	34.796	23.502	56.346	
3	16:31:15.418	1:25.277	30.320	30.304	24.653	64.034		5	16:34:06.546	1:04.927	20.542	24.397	19.988	82.341	
4	16:32:56.744	1:41.326	43.538	35.041	22.747	62.252		6	16:35:12.358	1:05.812	20.681	25.216	19.915	82.645	
5	16:34:01.983	1:05.239	21.386	24.313	19.540	85.487		7	16:36:17.075	1:04.717	21.283	23.799	19.635	85.054	
6	16:35:06.662	1:04.679	20.902	23.938	19.839	85.379		8	16:37:23.644	1:06.569	20.461	24.181	21.927	82.039	
7	16:36:11.810	1:05.148	21.212	23.864	20.072	85.706	75.064	9	16:38:28.858	1:05.214	20.693	24.867	19.654	82.951	
8	16:37:17.572	1:05.762	21.012	24.474	20.276	85.596		10	16:39:34.656	1:05.798	21.182	24.542	20.074	83.885	
9	16:38:23.850	1:06.278	21.225	24.935	20.118	81.739		(87) Paul BELL							
10	16:39:28.296	1:04.446	20.521	24.232	19.693	83.571		1	16:28:38.900			23.942	19.999	84.306	
(12) Allan PATERSON								2	16:29:43.320	1:04.330	20.700	24.139	19.491	86.479	
1	16:28:45.453		26.661	25.125	20.050	83.571		3	16:31:04.188	1:20.868	24.500	32.020	24.348	67.991	
2	16:29:52.822	1:07.369	22.149	24.533	20.687	85.162		4	16:32:50.433	1:46.245	43.801	39.284	23.160	55.097	
3	16:31:17.038	1:24.216	30.155	29.698	24.363	58.354		5	16:33:53.896	1:03.463	20.179	23.880	19.404	86.702	
4	16:32:58.756	1:41.718	43.371	34.995	23.352	61.567		6	16:34:58.292	1:04.396	20.581	24.116	19.699	87.266	
5	16:34:02.987	1:04.231	20.627	24.038	19.566	85.270		7	16:36:02.233	1:03.941	21.003	23.610	19.328	86.927	
6	16:35:07.115	1:04.128	20.534	23.995	19.599	86.479		8	16:37:27.103	1:24.870	20.880	24.363	39.627	71.773	
7	16:36:11.831	1:04.716	20.991	23.924	19.801	86.035		9	16:38:34.975	1:07.872	21.149	25.826	20.897	67.854	
8	16:37:17.645	1:05.814	21.333	24.330	20.151	85.706		10	16:39:39.790	1:04.815	20.678	24.450	19.687	83.363	
9	16:38:24.356	1:06.711	21.531	25.046	20.134	83.885		(50) Andrew BELL							
10	16:39:28.683	1:04.327	20.695	23.958	19.674	85.815		1	16:28:48.273			28.437	25.400	19.973	82.951
(9) Mark McGEOUGH								2	16:29:55.486	1:07.213	21.763	24.700	20.750	83.571	
1	16:28:46.668		26.774	24.900	19.928	85.054		3	16:31:20.245	1:24.759	31.053	29.080	24.626	59.757	
2	16:29:53.026	1:06.358	21.429	24.304	20.625	85.706		4	16:33:02.637	1:42.392	43.664	34.972	23.756	55.553	
3	16:31:17.373	1:24.347	30.454	29.615	24.278	59.023		5	16:34:09.363	1:06.726	21.973	24.939	19.814	84.412	
4	16:32:59.170	1:41.797	43.470	34.999	23.328	62.776		6	16:35:15.512	1:06.149	21.255	24.949	19.945	83.260	
5	16:34:03.726	1:04.556	20.961	24.139	19.456	85.815		7	16:36:21.396	1:05.884	21.243	24.855	19.786	83.675	
6	16:35:08.136	1:04.410	20.692	24.179	19.539	85.925		8	16:37:27.844	1:06.448	21.257	24.967	20.224	83.260	
7	16:36:12.565	1:04.429	20.716	24.013	19.700	85.596		9	16:38:35.729	1:07.885	21.522	25.138	21.225	69.326	
8	16:37:18.585	1:06.020	21.205	24.184	20.631	85.815		10	16:39:42.319	1:06.590	21.578	25.107	19.905	82.849	
9	16:38:24.593	1:06.008	21.533	24.328	20.147	85.815		(8) Hannah CHAPMAN							
10	16:39:29.591	1:04.998	21.086	24.063	19.849	85.162		1	16:28:39.234			24.103	19.437	86.146	
(51) Chris MILFORD								2	16:29:43.658	1:04.424	20.711	24.126	19.587	87.153	
1	16:28:47.493		26.373	25.158	20.285	84.306		3	16:31:04.958	1:21.300	24.901	31.956	24.443	70.050	
2	16:29:53.936	1:06.443	21.352	24.189	20.902	85.706		4	16:32:50.996	1:46.038	43.826	38.684	23.528	55.507	
3	16:31:18.479	1:24.543	30.960	29.333	24.250	59.598		5	16:33:54.168	1:03.172	20.246	23.566	19.360	87.494	
4	16:33:00.541	1:42.062	43.824	34.791	23.447	65.090		6	16:34:58.290	1:04.122	20.435	24.099	19.588	87.608	
5	16:34:05.716	1:05.175	20.965	24.566	19.644	83.780		7	16:36:01.996	1:03.706	20.627	23.731	19.348	87.266	
6	16:35:10.640	1:04.924	20.813	24.287	19.824	84.095		8	16:37:10.029	1:08.033	20.800	24.821	22.412	70.491	
7	16:36:14.959	1:04.319	20.695	23.855	19.769	84.412		9	16:38:58.812	1:48.783	1:03.795	24.887	20.101	76.000	
8	16:37:19.995	1:05.036	20.585	24.140	20.311	84.095		10	16:40:03.345	1:04.533	21.058	24.097	19.378	85.270	
9	16:38:26.028	1:06.033	20.882	25.107	20.044	82.039		(61) Malcolm McNAB							
10	16:39:31.236	1:05.208	20.631	24.346	20.231	80.561		1	16:28:39.815			24.259	19.805	85.162	
(96) Taelor SHAND								2	16:29:44.203	1:04.388	20.499	24.028	19.861	85.706	
1	16:28:50.440		32.365	24.913	19.573	84.412		3	16:31:06.072	1:21.869	25.892	31.799	24.178	65.986	
2	16:29:55.853	1:05.413	20.581	24.282	20.550	85.162		4	16:32:51.356	1:45.284	44.143	37.822	23.319	56.251	
3	16:31:20.636	1:24.783	31.151	28.973	24.659	60.731		5	16:3						

SMRC Summer Race Meeting

Celtic Speed Mini Cooper Cup

Knockhill 1.267 miles

Race 12 - 2nd Race

17/07/2016 15:55

Race (10 Laps) started at 16:27:29

Lap	Time of Day	Lap Tm	S1	S2	S3	S3Spd	SFSpd	Lap	Time of Day	Lap Tm	S1	S2	S3	S3Spd	SFSpd
7	16:36:03.070	1:04.383	20.985	23.720	19.678	86.479									
(91) Robbie DALGLEISH															
1	16:28:39.961			24.249	19.635	85.815									
2	16:29:44.663	1:04.702	20.893	23.858	19.951	85.054									
3	16:31:06.731	1:22.068	25.889	31.660	24.519	69.112									
4	16:32:51.757	1:45.026	43.849	37.695	23.482	58.253									
5	16:33:55.169	1:03.412	20.251	23.577	19.584	86.479									
6	16:34:58.816	1:03.647	20.183	23.857	19.607	86.035									
7	16:36:03.463	1:04.647	21.032	23.805	19.810	86.702									
(10) Neal ROBERTSON															
1	16:28:44.174			24.925	20.469	85.487									
(11) Morgan MURRAY															
1	16:28:44.544		24.587	24.743	19.930	84.839									

Clerk of the Course.

Orbits

Sig : Time :
Chief Timekeeper : Ian Sharp (SMART Timing)

Results available at www.mylaps.com and www.smart-timing.co.uk

Printed: 18/07/2016 18:22:54



SMRC Summer Race Meeting

Lapchart

Celtic Speed Mini Cooper Cup

Knockhill 1.267 miles

Race 12 - 2nd Race

17/07/2016 15:55

Race (10 Laps) started at 16:27:29

Competitors	Laps										
	1	2	3	4	5	6	7	8	9	10	
Adam MORGAN (99)	1	99	99	99	99	99	99	99	99	99	99
Ian MUNRO (23)	2	23	23	23	23	23	23	23	23	23	23
Paul BELL (87)	3	87	87	87	87	87	8	8	8	33	33
Hannah CHAPMAN (8)	4	8	8	8	8	8	87	87	33	75	24
Dylan O'DONNELL (33)	5	33	61	61	61	61	61	61	75	24	75
Malcolm McNAB (61)	6	61	91	91	91	91	91	91	24	30	89
Robbie DALGLEISH (91)	7	91	33	33	33	33	33	89	30	89	4
Shane STONEY (89)	8	89	89	89	89	89	89	33	89	4	30
Michael COURTS (75)	9	75	75	75	75	75	75	75	4	26	26
Callum DRYBURGH (30)	10	30	30	30	30	24	24	26	5	5	
Dominic WHEATLEY (4)	11	4	4	4	4	24	30	30	5	98	67
John DUNCAN (24)	12	24	24	24	24	4	4	4	98	67	98
Jonny DREELAN (7)	13	7	7	7	7	7	7	7	67	7	7
Des WHEATLEY (5)	14	5	5	5	5	5	5	26	7	3	3
William BLAKE (26)	15	26	26	26	26	26	26	5	3	6	6
Mark GERAGHTY (67)	16	67	67	67	67	67	67	67	6	12	12
Neal ROBERTSON (10)	17	10	6	6	6	3	3	3	12	9	9
Daniel DREELAN (6)	18	6	3	3	3	6	6	98	9	51	51
Morgan MURRAY (11)	19	11	98	98	98	98	98	6	51	96	96
Jock BORTHWICK (3)	20	3	12	12	12	12	12	12	96	52	52
Allan PATERSON (12)	21	12	9	9	9	9	9	9	52	47	47
Brandon WALSH (98)	22	98	52	52	52	51	51	51	47	87	87
Mark McGEOUGH (9)	23	9	51	51	51	52	52	52	87	50	50
Simon HOLDERNESS (52)	24	52	47	47	47	47	47	47	50	8	8
Reis ROBERTSON (47)	25	47	50	50	50	96	96	96			
Chris MILFORD (51)	26	51	96	96	96	50	50	50			
Andrew BELL (50)	27	50									
Taelor SHAND (96)	28	96									

Margin of Victory	Avg. Speed	Best Lap Tm	Best Speed	Best Lap by
0.111	64.913	1:03.172	72.197	8 - Hannah CHAPMAN

Clerk of the Course.

Orbits

Sig : Time :
 Chief Timekeeper : Ian Sharp (SMART Timing)
 Results available at www.mylaps.com and www.smart-timing.co.uk



SMRC Summer Race Meeting

Celtic Speed Mini Cooper Cup

Knockhill 1.267 miles

Race 16 - 3rd Race

17/07/2016 17:25

Race (9 Laps) started at 18:04:12

POLE POSITION

2
75 Michael COURTS
4
33 Dylan O'DONNELL
6
99 Adam MORGAN
8
30 Callum DRYBURGH
10
5 Des WHEATLEY
12
98 Brandon WALSH
14
3 Jock BORTHWICK
16
12 Allan PATERSON
18
51 Chris MILFORD
20
52 Simon HOLDERNESS

1
89 Shane STONEY
3
24 John DUNCAN
5
23 Ian MUNRO
7
4 Dominic WHEATLEY
9
26 William BLAKE
11
67 Mark GERAGHTY
13
7 Jonny DREELAN
15
6 Daniel DREELAN
17
9 Mark McGEOUGH
19
96 Taelor SHAND

1
2
3
4
5
6
7
8
9
10

Clerk of the Course.

Orbits

Sig : Time :
 Chief Timekeeper : Ian Sharp (SMART Timing)
 Results available at www.mylaps.com and www.smart-timing.co.uk



SMRC Summer Race Meeting


Celtic Speed Mini Cooper Cup

Knockhill 1.267 miles

Race 16 - 3rd Race

17/07/2016 17:25

Race (9 Laps) started at 18:04:12



22 87 Paul BELL
24 8 Hannah CHAPMAN
26 91 Robbie DALGLEISH
28 11 Morgan MURRAY

21 47 Reis ROBERTSON
23 50 Andrew BELL
25 61 Malcolm McNAB
27 10 Neal ROBERTSON

11

12

13

14

Race Results



Bulletin No. _____

SMRC Summer Race Meeting

Sorted on Laps

Scottish BMW Compact Cup

Knockhill 1.267 miles

Race 131- 2nd Race

17/07/2016 16:15

Race (12 Laps) started at 16:57:12

Pos	No.	Name	Make/Model	CC	Class Code	Laps	Total Tm	Diff	Best Tm	In Lap	Best Speed
1	23	David McNAUGHTON	BMW Compact	1900	BMWCC	12	12:51.209		1:03.537	8	71.782
2	85	Gary CLARK	BMW Compact	1900	BMWCC	12	12:52.865	1.656	1:03.372	9	71.969
3	91	Neil MacINNES	BMW Compact	1900	BMWCN	12	12:53.542	2.333	1:03.544	4	71.775
4	72	Cliff HARPER	BMW Compact	1900	BMWCC	12	12:53.982	2.773	1:03.703	4	71.595
5	28	Alistair SMITH	BMW Compact	1900	BMWCN	12	12:54.144	2.935	1:03.506	10	71.817
6	14	Lee ELRICK	BMW Compact	1900	BMWCN	12	13:00.514	9.305	1:03.362	9	71.981
7	40	Steven GOLDIE	BMW Compact	1900	BMWCN	12	13:02.393	11.184	1:03.938	3	71.332
8	81	Douglas SIMPSON	BMW Compact	1900	BMWCN	12	13:02.805	11.596	1:03.976	9	71.290
9	77	Ashleigh MORRIS	BMW Compact	1900	BMWCC	12	13:12.960	21.751	1:04.666	6	70.529
10	90	Richard SUTHERLAND	BMW Compact	1900	BMWCC	12	13:13.385	22.176	1:04.292	3	70.939
11	32	Liam GRANT	BMW Compact	1900	BMWCN	12	13:13.879	22.670	1:04.726	9	70.464
12	99	Philip WEBSTER	BMW Compact	1900	BMWCN	12	13:14.244	23.035	1:05.063	4	70.099
13	35	Martin BUCHAN	BMW Compact	1900	BMWCN	12	13:17.362	26.153	1:05.272	12	69.874
14	53	Andrew MACKIE	BMW Compact	1900	BMWCN	12	13:36.897	45.688	1:04.710	2	70.481
15	66	Ross JOHNSTONE	BMW Compact	1900	BMWCN	12	13:50.257	59.048	1:07.633	9	67.435
16	55	Gordon McSHANNOCK	BMW Compact	1900	BMWCN	12	13:50.651	59.442	1:07.468	8	67.600

Margin of Victory	Avg. Speed	Best Lap Tm	Best Speed	Best Lap by
1.656	70.967	1:03.362	71.981	14 - Lee ELRICK

Clerk of the Course.

Orbits

Sig : Time :
Chief Timekeeper : Ian Sharp (SMART Timing)

Results available at www.mylaps.com and www.smart-timing.co.uk

Printed: 18/07/2016 18:34:36





SMRC Summer Race Meeting

Scottish BMW Compact Cup

Knockhill 1.267 miles

Race 131- 2nd Race

17/07/2016 16:15

Race (12 Laps) started at 16:57:12

Lap	Time of Day	Lap Tm	S1	S2	S3	S3Spd	SFSpd	Lap	Time of Day	Lap Tm	S1	S2	S3	S3Spd	SFSpd
(23) David McNAUGHTON															
1	16:58:20.186			24.039	19.691	88.299		3	17:00:36.169	1:03.948	20.274	24.008	19.666	90.198	
2	16:59:24.677	1:04.491	20.876	24.171	19.444	89.239		4	17:01:41.248	1:05.079	20.755	24.612	19.712	90.442	
3	17:00:28.692	1:04.015	20.632	23.888	19.495	89.477		5	17:02:45.008	1:03.760	20.506	23.867	19.387	90.198	
4	17:01:32.270	1:03.578	20.365	23.785	19.428	89.596		6	17:03:48.609	1:03.601	20.546	23.720	19.335	90.932	
5	17:02:36.696	1:04.426	20.702	24.189	19.535	89.120		7	17:04:52.276	1:03.667	20.560	23.492	19.615	90.932	
6	17:03:40.486	1:03.790	20.401	23.913	19.476	89.477		8	17:05:55.852	1:03.576	20.494	23.767	19.315	91.179	
7	17:04:44.483	1:03.997	20.634	24.007	19.356	89.596		9	17:06:59.214	1:03.362	20.399	23.812	19.151	91.552	
8	17:05:48.020	1:03.537	20.326	23.767	19.444	89.716		10	17:08:04.256	1:05.042	20.273	24.783	19.986	88.649	
9	17:06:51.694	1:03.674	20.341	23.974	19.359	89.358		11	17:09:08.869	1:04.613	20.933	24.009	19.671	89.120	
10	17:07:55.262	1:03.568	20.296	23.776	19.496	89.596		12	17:10:12.654	1:03.785	20.464	23.844	19.477	90.564	
11	17:08:58.895	1:03.633	20.389	23.748	19.496	89.477		(40) Steven GOLDIE							
12	17:10:03.349	1:04.454	20.547	23.935	19.972	89.477		1	16:58:23.708			24.685	19.562	90.077	
(85) Gary CLARK															
1	16:58:21.957			23.911	20.044	89.120		2	16:59:27.879	1:04.171	20.641	24.132	19.398	90.809	
2	16:59:25.998	1:04.041	20.496	23.884	19.661	89.716		3	17:00:31.817	1:03.938	20.372	24.077	19.489	91.055	
3	17:00:29.849	1:03.851	20.521	23.552	19.778	90.809		4	17:01:35.989	1:04.172	20.622	24.061	19.489	90.809	
4	17:01:33.760	1:03.911	20.405	23.671	19.835	90.320		5	17:02:40.917	1:04.928	21.093	24.312	19.523	90.320	
5	17:02:37.595	1:03.835	20.352	23.748	19.735	91.303		6	17:03:45.068	1:04.151	20.427	24.122	19.602	89.957	
6	17:03:41.576	1:03.981	20.599	23.749	19.633	90.809		7	17:04:49.605	1:04.537	20.559	24.385	19.593	88.532	
7	17:04:45.448	1:03.872	20.361	24.017	19.494	89.836		8	17:05:53.997	1:04.392	20.579	24.228	19.585	89.120	
8	17:05:49.401	1:03.953	20.431	23.874	19.648	91.055		9	17:06:58.136	1:04.139	20.622	24.083	19.434	89.836	
9	17:06:52.773	1:03.372	20.435	23.509	19.428	91.055		10	17:08:04.226	1:06.090	20.881	25.351	19.858	88.649	
10	17:07:56.638	1:03.865	20.313	23.828	19.724	90.320		11	17:09:09.549	1:05.323	21.317	24.101	19.905	90.442	
11	17:09:00.773	1:04.135	20.521	23.990	19.624	88.649		12	17:10:14.533	1:04.984	20.799	24.381	19.804	90.198	
12	17:10:05.005	1:04.232	20.464	24.211	19.557	87.608		(81) Douglas SIMPSON							
(91) Neil MacINNES															
1	16:58:20.563			23.884	19.633	89.957		1	16:58:23.040			24.373	19.730	89.239	
2	16:59:24.860	1:04.297	20.668	24.204	19.425	90.320		2	16:59:27.370	1:04.330	20.554	23.985	19.791	89.836	
3	17:00:29.033	1:04.173	20.681	23.906	19.586	90.686		3	17:00:31.462	1:04.092	20.382	23.943	19.767	90.077	
4	17:01:32.577	1:03.544	20.352	23.753	19.439	90.320		4	17:01:35.866	1:04.404	20.471	23.894	20.039	89.358	
5	17:02:37.054	1:04.477	20.568	24.199	19.710	90.198		5	17:02:41.522	1:05.656	21.498	24.239	19.919	90.077	
6	17:03:40.852	1:03.798	20.360	23.835	19.603	90.809		6	17:03:45.695	1:04.173	20.434	23.879	19.860	90.177	
7	17:04:44.891	1:04.039	20.596	23.944	19.499	91.055		7	17:04:50.177	1:04.482	20.294	24.354	19.834	88.416	
8	17:05:48.762	1:03.871	20.344	23.970	19.557	90.320		8	17:05:54.620	1:04.443	20.580	24.012	19.851	89.358	
9	17:06:52.434	1:03.672	20.392	23.872	19.408	90.442		9	17:06:58.596	1:03.976	20.469	23.897	19.610	89.957	
10	17:07:56.379	1:03.945	20.413	23.812	19.720	90.809		10	17:08:04.004	1:05.408	20.612	24.897	19.899	87.608	
11	17:09:00.906	1:04.527	20.556	24.422	19.549	89.002		11	17:09:09.481	1:05.477	20.920	24.530	20.027	88.767	
12	17:10:05.682	1:04.776	20.628	24.560	19.588	87.494		12	17:10:14.945	1:05.464	21.070	24.371	20.023	90.564	
(72) Cliff HARPER															
1	16:58:22.372			24.369	19.541	88.649		(77) Ashleigh MORRIS							
2	16:59:26.708	1:04.336	20.783	24.000	19.553	90.198		1	16:58:25.685			25.695	19.917	86.590	
3	17:00:30.723	1:04.015	20.532	24.003	19.480	90.564		2	16:59:30.584	1:04.899	20.790	24.205	19.904	88.884	
4	17:01:34.426	1:03.703	20.522	23.841	19.340	90.442		3	17:00:35.456	1:04.872	20.889	24.224	19.759	88.767	
5	17:02:38.362	1:03.936	20.564	23.966	19.406	90.442		4	17:01:41.769	1:06.313	21.213	25.183	19.917	88.532	
6	17:03:42.212	1:03.850	20.493	23.857	19.500	90.809		5	17:02:46.989	1:05.220	20.953	24.426	19.841	87.722	
7	17:04:46.171	1:03.959	20.492	23.908	19.559	90.564		6	17:03:51.655	1:04.666	20.628	24.338	19.700	88.416	
8	17:05:50.004	1:03.833	20.500	23.899	19.434	90.686		7	17:04:56.449	1:04.794	20.926	24.257	19.611	88.767	
9	17:06:54.225	1:04.221	20.899	23.921	19.401	90.686		8	17:06:01.630	1:05.181	20.858	24.365	19.958	87.608	
10	17:07:58.240	1:04.015	20.582	24.117	19.316	90.686		9	17:07:06.794	1:05.164	20.928	24.464	19.772	88.416	
11	17:09:02.077	1:03.837	20.545	23.999	19.293	90.198		10	17:08:13.052	1:06.258	21.040	24.717	20.501	88.183	
12	17:10:06.122	1:04.045	20.525	23.868	19.652	90.077		11	17:09:19.248	1:06.196	21.458	25.035	19.703	87.380	
(90) Richard SUTHERLAND															
1	16:58:26.870							1	16:58:26.870			26.221	20.262	86.927	
2	16:59:32.188	1:05.318	21.599	24.003	19.716	88.183		2	16:59:32.188	1:05.318	21.599	24.003	19.716	88.183	
3	17:00:36.480	1:04.292	20.949	23.638	19.705	89.477		3	17:00:36.480	1:04.292	20.949	23.638	19.705	89.477	
4	17:01:41.925	1:05.445	21.362	24.132	19.951	89.239		4	17:01:41.925	1:05.445	21.362	24.132	19.951	89.239	
5	17:02:47.557	1:05.632	21.221	24.261	20.150	88.884		5	17:02:47.557	1:05.632	21.221	24.261	20.150	88.884	
6	17:03:52.727	1:05.170	21.335	24.137	19.698	88.299		6	17:03:52.727	1:05.170	21.335	24.137	19.698	88.299	
7	17:04:57.311	1:04.584	20.934	24.093	19.557	87.952		7	17:04:57.311	1:04.584	20.934	24.093	19.557	87.952	
8	17:06:01.926	1:04.615	20.776	23.863	19.976	88.649		8	17:06:01.926	1:04.615	20.776	23.863	19.976	88.649	
9	17:07:07.212	1:05.286	21.054	24.229	20.003	87.952		9	17:07:07.212	1:05.286	21.054	24.229	20.003	87.952	
10	17:08:14.190	1:06.978	20.793	24.705	21.480	87.722		10	17:08:14.190	1:06.978	20.793	24.705	21.480	87.722	
11	17:09:19.536	1:05.346	20.864	24.863	19.619	88.068		11	17:09:19.536	1:05.346	20.864	24.863	19.619	88.068	
12	17:10:25.525	1:05.989	21.504	24.462	20.023	86.590		12	17:10:25.525	1:05.98					



SMRC Summer Race Meeting

Scottish BMW Compact Cup

Knockhill 1.267 miles

Race 131- 2nd Race

17/07/2016 16:15

Race (12 Laps) started at 16:57:12

Lap	Time of Day	Lap Tm	S1	S2	S3	S3Spd	SFSpd	Lap	Time of Day	Lap Tm	S1	S2	S3	S3Spd	SFSpd
7	17:04:58.271	1:05.201	21.033	24.306	19.862	89.596		11	17:09:55.239	1:08.078	21.780	25.756	20.542	86.479	
8	17:06:03.200	1:04.929	20.682	24.376	19.871	87.722		12	17:11:02.791	1:07.552	21.844	25.126	20.582	87.040	
9	17:07:07.926	1:04.726	20.558	24.386	19.782	88.884									
10	17:08:13.051	1:05.125	20.723	24.461	19.941	89.239									
11	17:09:19.491	1:06.440	21.097	24.922	20.421	87.153									
12	17:10:26.019	1:06.528	21.730	24.660	20.138	88.649									

(99) Philip WEBSTER

1	16:58:27.291			26.074	20.034	88.532	
2	16:59:33.537	1:06.246	21.774	24.654	19.818	88.649	
3	17:00:39.130	1:05.593	21.254	24.328	20.011	89.358	
4	17:01:44.193	1:05.063	20.990	24.384	19.689	88.299	
5	17:02:49.478	1:05.285	20.901	24.480	19.904	88.416	
6	17:03:54.879	1:05.401	20.806	24.688	19.907	88.068	
7	17:05:00.493	1:05.614	21.004	24.706	19.904	88.767	
8	17:06:05.601	1:05.108	20.853	24.609	19.646	87.952	
9	17:07:10.818	1:05.217	20.864	24.762	19.591	88.649	
10	17:08:15.975	1:05.157	21.037	24.565	19.555	88.416	
11	17:09:21.163	1:05.188	20.937	24.519	19.732	89.239	
12	17:10:26.384	1:05.221	20.933	24.479	19.809	89.716	

(35) Martin BUCHAN

1	16:58:26.558			25.943	20.530	86.702	
2	16:59:33.198	1:06.640	21.691	24.566	20.383	87.153	
3	17:00:39.404	1:06.206	21.139	24.378	20.689	86.035	
4	17:01:45.624	1:06.220	21.343	24.439	20.438	86.368	
5	17:02:51.444	1:05.820	21.095	24.637	20.088	85.270	
6	17:03:56.749	1:05.305	20.839	24.409	20.057	85.706	
7	17:05:02.163	1:05.414	20.917	24.490	20.007	85.925	
8	17:06:07.700	1:05.537	20.794	24.464	20.279	86.479	
9	17:07:13.262	1:05.562	20.853	24.487	20.222	85.379	
10	17:08:18.808	1:05.546	20.983	24.461	20.102	86.146	
11	17:09:24.230	1:05.422	20.890	24.376	20.156	85.596	
12	17:10:29.502	1:05.272	20.857	24.289	20.126	85.596	

(53) Andrew MACKIE

1	16:58:26.665			26.018	20.316	87.952	
2	16:59:31.375	1:04.710	20.996	23.996	19.718	87.608	
3	17:00:39.325	1:07.950	20.769	24.206	22.975	82.341	
4	17:01:48.488	1:09.163	24.061	24.713	20.389	84.200	
5	17:02:54.265	1:05.777	21.310	24.506	19.961	83.780	
6	17:04:01.066	1:06.801	20.934	24.536	21.331	83.157	
7	17:05:12.352	1:11.286	20.979	24.744	25.563	81.244	
8	17:06:20.282	1:07.930	22.223	24.808	20.899	73.989	
9	17:07:26.963	1:06.681	21.195	24.778	20.708	85.487	
10	17:08:34.165	1:07.202	21.590	24.872	20.740	83.989	
11	17:09:40.953	1:06.788	21.289	24.909	20.590	84.306	
12	17:10:49.037	1:08.084	21.853	25.084	21.147	86.479	

(66) Ross JOHNSTONE

1	16:58:31.207			27.489	21.240	84.095	
2	16:59:39.958	1:08.751	22.200	26.096	20.455	85.815	
3	17:00:48.197	1:08.239	21.822	26.195	20.222	86.035	
4	17:01:56.958	1:08.761	21.866	26.270	20.625	85.379	
5	17:03:05.556	1:08.598	21.706	26.228	20.664	85.054	
6	17:04:14.140	1:08.584	21.949	25.959	20.676	85.925	76.870
7	17:05:22.205	1:08.065	21.900	25.549	20.616	86.035	
8	17:06:30.536	1:08.331	21.715	25.986	20.630	85.596	
9	17:07:38.169	1:07.633	21.522	25.638	20.473	85.487	
10	17:08:46.198	1:08.029	21.433	26.167	20.429	85.596	
11	17:09:54.718	1:08.520	21.495	26.409	20.616	86.035	
12	17:11:02.397	1:07.679	21.552	25.384	20.743	86.368	

(55) Gordon McSHANNOCK

1	16:58:31.800			27.303	21.466	84.518	
2	16:59:41.639	1:09.839	22.752	26.321	20.766	85.162	
3	17:00:50.550	1:08.911	22.207	26.141	20.563	85.487	
4	17:01:59.239	1:08.689	22.228	25.919	20.542	85.706	
5	17:03:07.467	1:08.228	21.983	25.847	20.398	85.815	
6	17:04:15.586	1:08.119	22.004	25.684	20.431	85.925	
7	17:05:23.811	1:08.225	21.961	25.790	20.474	86.257	
8	17:06:31.279	1:07.468	21.884	25.232	20.352	86.590	
9	17:07:39.374	1:08.095	21.837	25.432	20.826	86.702	
10	17:08:47.161	1:07.787	21.758	25.606	20.423	86.035	

Clerk of the Course.

Sig : Time :
Chief Timekeeper : Ian Sharp (SMART Timing)

Results available at www.mylaps.com and www.smart-timing.co.uk

Orbits





SMRC Summer Race Meeting

Lapchart

Scottish BMW Compact Cup

Knockhill 1.267 miles

Race 131- 2nd Race

17/07/2016 16:15

Race (12 Laps) started at 16:57:12

Competitors	Laps												
	1	2	3	4	5	6	7	8	9	10	11	12	
David McNAUGHTON (23)	1	23	23	23	23	23	23	23	23	23	23	23	
Neil MacINNES (91)	2	91	91	91	91	91	91	91	91	91	85	85	
Alistair SMITH (28)	3	28	28	28	28	28	28	28	85	85	91	91	
Gary CLARK (85)	4	85	85	85	85	85	85	85	28	28	28	72	
Cliff HARPER (72)	5	72	72	72	72	72	72	72	72	72	72	28	
Douglas SIMPSON (81)	6	81	81	81	81	40	40	40	40	40	81	14	14
Steven GOLDIE (40)	7	40	40	40	40	81	81	81	81	81	40	81	40
Liam GRANT (32)	8	32	32	32	14	14	14	14	14	14	14	40	81
Ashleigh MORRIS (77)	9	77	77	77	32	77	77	77	77	77	32	77	77
Martin BUCHAN (35)	10	35	53	14	77	90	90	90	90	90	77	32	90
Andrew MACKIE (53)	11	53	90	90	90	32	32	32	32	32	90	90	32
Lee ELRICK (14)	12	14	14	99	99	99	99	99	99	99	99	99	99
Richard SUTHERLAND (90)	13	90	35	53	35	35	35	35	35	35	35	35	35
Philip WEBSTER (99)	14	99	99	35	53	53	53	53	53	53	53	53	53
Ross JOHNSTONE (66)	15	66	66	66	66	66	66	66	66	66	66	66	66
Gordon McSHANNOCK (55)	16	55	55	55	55	55	55	55	55	55	55	55	55

Margin of Victory	Avg. Speed	Best Lap Tm	Best Speed	Best Lap by
1.656	70.967	1:03.362	71.981	14 - Lee ELRICK

Clerk of the Course.

Orbits

Sig : Time :
Chief Timekeeper : Ian Sharp (SMART Timing)

Results available at www.mylaps.com and www.smart-timing.co.uk



Scottish BMW Compact Championship

2016

Pos	No.	Name	Total	Diff	Gap	#1 #2 #3 #4 #5 #6 #7 #8 #9 #10									
						Ra	Ra	Ra	Ra	Ra	Ra	Ra	Ra	Ra	Ra
1	85	Gary CLARK	418	0	0	32	37	40	40	40	40	70	50	32	37
2	72	Cliff HARPER	371	47	47	35	35	30	37	30	30	65	47	30	32
3	23	David McNAUGHTON	348	70	23	37	40	INS	23	32	37	60	39	40	40
4	14	Lee ELRICK	344	74	4	29	32	32	32	37	35	59	38	21	29
5	40	Steven GOLDIE	333	85	11	28	29	37	29	28	28	62	37	27	28
6	91	Neil MacINNES	318	100	15	30	30	35	30	29	29	DNF	42	37	35
7	32	Liam GRANT	290	128	28	19	21	24	26	25	27	58	40	26	24
8	77	Ashleigh MORRIS	276	142	14	20	20	20	25	24	26	56	36	23	26
9	53	Andrew MACKIE	236	182	40	23	23	22	21	22	24	DNF	35	24	21
10	4	Ray McDOWALL	214	204	22	DNF	19	21	22	18	21	67	45	x	x
11	35	Martin BUCHAN	198	220	16	21	24	27	28	23	25	x	x	28	22
12	28	Alistair SMITH	185	233	13	26	27	x	x	35	32	x	x	35	30
13	75	Michael COURTS	183	235	2	18	22	29	35	DNF	22	55	DNF	x	x
14	81	Douglas SIMPSON	182	236	1	22	26	28	DNF	26	DNF	DNF	DNF	29	27
15	99	Philip WEBSTER	156	262	26	17	18	19	20	17	20	x	x	22	23
16	84	Robert MARSHALL	152	266	4	DNF	INS	23	27	20	23	57	DNF	x	x
17	55	Gordon McSHANNOCK	139	279	13	16	16	17	18	16	18	x	x	19	19
18	90	Richard SUTHERLAND	127	291	12	25	25	26	24	27	INS	x	x	x	x
19	6	Phil DRYBURGH	95	323	32	27	28	x	x	21	19	x	x	x	x
20	66	Ross JOHNSTONE	77	341	18	x	x	18	19	x	x	x	x	20	20
21	44	Ryan STIRLING	67	351	10	24	17	25	DNF	x	x	x	x	x	x
22	90	Richard SUTHERLAND	50	368	17	x	x	x	x	x	x	x	x	25	25
23	97	Greig SUTHERLAND	41	377	9	40	DNF	x	x	x	x	x	x	x	x
24	5	Colin GILLIESPIE	20	398	21	x	x	x	x	19		x	x	x	x
25	57	Daniel CORMACK	1	417	19	x	x	DNF	INS	x	x	x	x	x	x
26	61	Warren DUNBAR	0	418	1	x	x	x	x	0	0	x	x	x	x

Event Legend

#1	03/04/2016	SMRC Spring Race Meeting	#6	29/05/2016	SMRC May Race Meeting
#2	03/04/2016	SMRC Spring Race Meeting	#7	02/07/2016	BRSCC Donington Park
#3	01/05/2016	SMRC May Day Race Meeting	#8	02/07/2016	BRSCC Donington Park
#4	01/05/2016	SMRC May Day Race Meeting	#9	17/07/2016	SMRC Summer Race Meeting
#5	29/05/2016	SMRC May Race Meeting	#10	17/07/2016	SMRC Summer Race Meeting

Championship points are unofficial and given as an indication only.

Official Championship points will be published on the SMRC website.

Race Results



Bulletin No. _____

SMRC Summer Race Meeting

Sorted on Laps

Scottish Legends Championship

Knockhill 1.267 miles

Race 14 - Final

17/07/2016 16:40

Race (10 Laps) started at 17:19:24

Pos	No.	Name	Make/Model	CC	Class Code	Laps	Total Tm	Diff	Best Tm	In Lap	Best Speed
1	1	John PATERSON	Ford Coupe	1250	L	10	10:11.755		59.644	7	76.468
2	37	Ivor GREENWOOD	Ford Coupe	1250	L	10	10:16.425	4.670	1:00.225	4	75.730
3	22	Ben MASON	Ford Coupe	1250	L	10	10:16.543	4.788	1:00.046	6	75.956
4	38	Pino PALAZZO	Ford Sedan	1250	L	10	10:20.184	8.429	1:00.671	5	75.173
5	17	Billy WAIT	37 Ford	1250	L	10	10:20.630	8.875	1:00.633	6	75.220
6	71	Ryan McLEISH	Ford Coupe	1250	L R	10	10:25.013	13.258	1:01.133	3	74.605
7	46	Ross McCULLOCH	Ford Coupe	1250	L R	10	10:29.640	17.885	1:00.548	6	75.326
8	18	Gary LYNCH	Ford Coupe	1250	L	10	10:34.674	22.919	1:01.803	3	73.796
9	7	Dave NEWALL	Ford Coupe	1250	LT	10	10:40.405	28.650	1:00.898	6	74.893
10	77	Allan CLARKE	Ford Coupe	1250	L R	10	10:41.495	29.740	1:02.627	6	72.825
11	68	Scott HYNDS	Ford Coupe	1250	L	10	10:44.124	32.369	1:02.730	10	72.706
12	4	Colin McNEILL	Ford Coupe	1250	LT	10	10:59.271	47.516	1:04.240	7	70.997
13	85	Mark BEATY	Ford Coupe	1250	L R	9	10:17.050	1 Lap	1:04.019	2	71.242
Not classified											
DNF	88	Jeff PRITCHARD	Ford Coupe	1200	L	8	8:31.676	DNF	1:01.679	6	73.945
DNS	52	Stewart BLACK	Ford Coupe	1250	L			DNS		0	-

Margin of Victory	Avg. Speed	Best Lap Tm	Best Speed	Best Lap by
4.670	74.553	59.644	76.468	1 - John PATERSON

Clerk of the Course.

Orbits

Sig : Time :
Chief Timekeeper : Ian Sharp (SMART Timing)

Results available at www.mylaps.com and www.smart-timing.co.uk

Printed: 18/07/2016 19:01:16





SMRC Summer Race Meeting

Scottish Legends Championship

Knockhill 1.267 miles

Race 14 - Final

17/07/2016 16:40

Race (10 Laps) started at 17:19:24

Lap	Time of Day	Lap Tm	S1	S2	S3	S3Spd	SFSpd
(1) John PATERSON							
1	17:20:33.213	1:05.691	24.103	23.372	18.216	100.762	92.181
2	17:21:35.338	1:02.125	20.364	23.313	18.448	96.281	91.427
3	17:22:35.642	1:00.304	19.420	22.774	18.110	96.143	90.932
4	17:23:35.973	1:00.331	19.338	22.956	18.037	96.005	90.686
5	17:24:36.492	1:00.519	19.300	23.207	18.012	95.868	90.686
6	17:25:36.236	59.744	19.194	22.787	17.763	95.868	90.686
7	17:26:35.880	59.644	19.172	22.687	17.785	95.731	90.686
8	17:27:35.908	1:00.028	19.199	22.864	17.965	94.919	89.477
9	17:28:36.321	1:00.413	19.362	23.147	17.904	94.785	89.836
10	17:29:36.499	1:00.178	19.301	22.833	18.044	95.053	88.532

(37) Ivor GREENWOOD							
1	17:20:33.046	1:05.866	23.619	23.523	18.724	98.833	
2	17:21:35.161	1:02.115	20.300	23.443	18.372	97.540	92.435
3	17:22:36.445	1:01.284	20.015	23.185	18.084	98.111	
4	17:23:36.670	1:00.225	19.369	22.956	17.900	98.111	
5	17:24:37.337	1:00.667	19.545	23.263	17.859	97.824	
6	17:25:37.885	1:00.548	19.340	23.048	18.160	97.257	
7	17:26:38.463	1:00.578	19.355	23.201	18.022	96.697	91.427
8	17:27:39.391	1:00.928	20.017	22.828	18.083	97.824	92.054
9	17:28:40.083	1:00.692	19.706	23.263	17.723	95.323	91.802
10	17:29:41.169	1:01.086	19.766	23.265	18.055	96.281	91.928

(22) Ben MASON							
1	17:20:34.509	1:07.077	24.858	23.962	18.257	97.257	
2	17:21:36.413	1:01.904	20.251	23.328	18.325	99.714	
3	17:22:37.117	1:00.704	19.571	22.827	18.306	100.460	
4	17:23:37.197	1:00.080	19.288	22.696	18.096	98.254	
5	17:24:37.806	1:00.609	19.389	22.897	18.323	94.120	
6	17:25:37.852	1:00.046	19.158	22.831	18.057	97.682	
7	17:26:38.592	1:00.740	19.526	23.141	18.073	97.682	91.677
8	17:27:39.424	1:00.832	19.351	23.131	18.350	92.818	89.358
9	17:28:40.697	1:01.273	19.822	23.311	18.140	96.697	90.809
10	17:29:41.287	1:00.590	19.432	23.108	18.050	96.281	92.435

(38) Pino PALAZZO							
1	17:20:32.798	1:06.611	24.075	23.589	18.947	95.595	
2	17:21:35.276	1:02.478	20.341	23.608	18.529	93.465	
3	17:22:37.973	1:02.697	20.254	23.113	19.330	99.863	
4	17:23:38.993	1:01.020	19.628	23.182	18.210	96.143	
5	17:24:39.664	1:00.671	19.469	23.159	18.043	96.281	
6	17:25:40.685	1:01.021	19.812	22.972	18.237	97.399	
7	17:26:41.960	1:01.275	19.808	23.385	18.082	97.540	
8	17:27:42.824	1:00.864	19.624	23.146	18.094	96.836	
9	17:28:43.880	1:01.056	19.783	23.065	18.208	98.111	92.818
10	17:29:44.928	1:01.048	19.827	23.083	18.138	97.117	89.836

(17) Billy WAIT							
1	17:20:33.504	1:06.835	24.756	23.538	18.541	98.979	
2	17:21:35.612	1:02.108	20.371	23.480	18.257	97.117	
3	17:22:38.323	1:02.711	20.081	23.025	19.605	101.066	
4	17:23:39.127	1:00.804	19.540	23.005	18.259	97.540	
5	17:24:39.860	1:00.733	19.557	23.009	18.167	96.281	
6	17:25:40.493	1:00.633	19.378	23.075	18.180	94.651	
7	17:26:41.724	1:01.231	19.584	23.548	18.099	94.252	89.002
8	17:27:42.635	1:00.911	19.373	23.263	18.275	93.595	
9	17:28:43.773	1:01.138	19.547	23.308	18.283	93.726	
10	17:29:45.374	1:01.601	19.745	23.029	18.827	94.120	84.946

(71) Ryan McLEISH							
1	17:20:34.462	1:08.383	25.795	23.518	19.070	99.419	88.649
2	17:21:37.392	1:02.930	20.541	23.701	18.688	98.398	89.477
3	17:22:38.525	1:01.133	19.620	23.030	18.483	95.595	88.884
4	17:23:40.195	1:01.670	19.925	23.401	18.344	95.731	88.767
5	17:24:41.778	1:01.583	19.515	23.560	18.508	93.988	88.649
6	17:25:43.093	1:01.315	19.854	22.996	18.465	93.988	87.722
7	17:26:44.466	1:01.373	19.703	23.040	18.630	93.465	88.068
8	17:27:45.902	1:01.436	19.674	23.233	18.529	92.308	88.068
9	17:28:47.754	1:01.852	19.801	23.352	18.699	91.677	87.494
10	17:29:49.757	1:02.003	19.838	23.347	18.818	92.562	86.814

(46) Ross McCULLOCH							
----------------------------	--	--	--	--	--	--	--

1	17:20:34.860	1:07.748	25.039	24.226	18.483	98.833	93.595
2	17:21:37.487	1:02.627	20.363	23.742	18.522	98.833	88.649
3	17:22:38.786	1:01.299	19.858	23.029	18.412	99.566	91.928
4	17:23:48.483	1:09.697	27.965	23.869	17.863	96.697	92.562
5	17:24:49.317	1:00.834	19.866	23.004	17.964	96.281	91.677
6	17:25:49.865	1:00.548	19.380	23.173	17.995	96.143	91.802
7	17:26:50.817	1:00.952	19.510	22.984	18.458	96.281	92.308
8	17:27:52.185	1:01.368	19.690	23.444	18.234	94.919	91.427
9	17:28:53.691	1:01.506	19.805	23.554	18.147	94.785	90.564
10	17:29:54.384	1:00.693	19.523	23.141	18.029	94.919	89.596

(18) Gary LYNCH							
1	17:20:33.556	1:07.785	25.388	23.648	18.749	97.682	
2	17:21:37.451	1:03.895	20.984	24.013	18.898	96.697	
3	17:22:39.254	1:01.803	20.261	23.233	18.309	96.976	
4	17:23:42.621	1:03.367	21.150	23.796	18.421	94.518	
5	17:24:44.866	1:02.245	20.165	23.649	18.431	93.205	
6	17:25:47.325	1:02.459	20.046	23.833	18.580	92.181	
7	17:26:49.359	1:02.034	19.920	23.566	18.548	92.308	88.532
8	17:27:53.404	1:04.045	21.193	24.113	18.739	93.076	88.884
9	17:28:56.236	1:02.832	20.090	23.651	19.091	91.928	87.040
10	17:29:59.418	1:03.182	20.132	23.941	19.109	89.957	85.596

(7) Dave NEWALL							
1	17:20:38.075	1:11.572			18.598	96.697	90.686
2	17:21:41.583	1:03.508	21.089	23.691	18.728	92.562	90.809
3	17:22:44.242	1:02.659	20.151	23.969	18.539	97.682	91.055
4	17:23:45.673	1:01.431	20.029	22.991	18.411	96.558	89.836
5	17:24:47.262	1:01.589	19.926	23.236	18.427	95.868	89.716
6	17:25:48.160	1:00.898	19.725	22.961	18.212	96.281	91.427
7	17:26:49.658	1:01.498	19.720	22.895	18.883	95.323	90.320
8	17:27:53.350	1:03.692	21.523	23.691	18.478	98.398	90.686
9	17:28:57.958	1:04.608	20.087	25.216	19.305	91.303	80.272
10	17:30:05.149	1:07.191	23.324	24.005	19.862	93.465	72.159

(77) Allan CLARKE							
1	17:20:36.870	1:08.952	25.512	24.327	19.113	98.111	
2	17:21:40.530	1:03.660	20.761	24.160	18.739	96.697	
3	17:22:44.227	1:03.697	20.450	24.053	19.194	93.988	
4	17:23:48.385	1:04.158	20.891	24.482	18.785	93.595	
5	17:24:51.981	1:03.596	20.618	24.244	18.734	93.726	89.120
6	17:25:54.608	1:02.627	20.046	23.990	18.591	92.435	90.077
7	17:26:57.519	1:02.911	20.035	24.260	18.616	92.818	90.320
8	17:27:53.350	1:02.850	20.157	24.076	18.617	91.427	89.716
9	17:29:03.220	1:02.851	20.179	24.148	18.524	92.308	89.836
10	17:30:06.239	1:03.019	20.150	23.881	18.988	92.818	89.716

(68) Scott HYNDS							
1	17:20:32.866	1:07.593	24.461	24.000	19.132	91.677	
2	17:21:41.903	1:09.037	25.651	24.338	19.048	96.419	
3	17:22:47.073	1:05.170	20.668	25.685	18.817	91.677	
4	17:23:50.073	1:03.000	20.307	23.973	18.720	93.988	
5	17:24:53.009	1:02.936	20.237	23.960	18.739	93.076	
6	17:25:56.124	1:03.115	20.074	24.214	18.827	87.722	88.649
7	17:26:59.538	1:03.414	20.400	24.199	18.815	91.303	
8	17:28:02.799	1:03.261	20.273	24.149	18.839	91.303	87.494
9	17:29:06.138	1:03.339	20.360	24.120	18.859	91.552	87.040
10	17:30:08.868	1:02.730	20.068	23.817	18.845	90.932	87.040

(4) Colin McNEILL							
1	17:20:39.286	1:13.887	28.570	26.028	19.289	96.558	89.957
2	17:21:43.829	1:04.543	21.241	24.461	18.841	95.595	86.257
3	17:22:50.047	1:06.218	21.678	25.704	18.836	94.651	89.596
4	17:23:55.393	1:05.346	21.399	24.949	18.998	94.120	



SMRC Summer Race Meeting

Scottish Legends Championship

Knockhill 1.267 miles

Race 14 - Final

17/07/2016 16:40

Race (10 Laps) started at 17:19:24

Lap	Time of Day	Lap Tm	S1	S2	S3	S3Spd	SFSpd	Lap	Time of Day	Lap Tm	S1	S2	S3	S3Spd	SFSpd
3	17:22:55.021	1:14.490	21.027	34.409	19.054	90.686									
4	17:24:08.795	1:13.774	21.203	31.807	20.764	78.032	85.706								
5	17:25:14.637	1:05.842	21.230	25.396	19.216	90.320									
6	17:26:20.679	1:06.042	20.919	25.107	20.016	90.442	78.123								
7	17:27:26.773	1:06.094	21.579	25.071	19.444	89.596	85.815								
8	17:28:33.287	1:06.514	21.313	25.461	19.740	87.494	84.200								
9	17:29:41.794	1:08.507	21.957	26.208	20.342	89.957									
(88) Jeff PRITCHARD															
1	17:20:33.163	1:07.406	24.681	23.984	18.741	99.272									
2	17:21:36.553	1:03.390	21.053	23.720	18.617	97.257									
3	17:22:38.558	1:02.005	20.030	23.519	18.456	98.543									
4	17:23:41.350	1:02.792	20.934	23.490	18.368	96.558									
5	17:24:43.333	1:01.983	20.050	23.683	18.250	95.053	90.320								
6	17:25:45.012	1:01.679	19.774	23.695	18.210	94.120									
7	17:26:47.007	1:01.995	19.800	23.711	18.484	94.252									
8	17:27:56.420	1:09.413	19.949	24.116	25.348	92.181	27.380								

Clerk of the Course.

Orbits

Sig : Time :
Chief Timekeeper : Ian Sharp (SMART Timing)

Results available at www.mylaps.com and www.smart-timing.co.uk





SMRC Summer Race Meeting

Lapchart

Scottish Legends Championship

Knockhill 1.267 miles

Race 14 - Final

17/07/2016 16:40

Race (10 Laps) started at 17:19:24

Competitors	Laps	Laps										
		0	1	2	3	4	5	6	7	8	9	10
Scott HYNDS (68)	1	68	38	37	1	1	1	1	1	1	1	1
Colin McNEILL (4)	2	4	68	38	37	37	37	22	37	37	37	37
Jeff PRITCHARD (88)	3	88	37	1	22	22	22	37	22	22	22	22
Gary LYNCH (18)	4	18	88	17	38	38	38	17	17	17	17	38
Ryan McLEISH (71)	5	71	1	22	17	17	17	38	38	38	38	17
Pino PALAZZO (38)	6	38	17	88	71	71	71	71	71	71	71	71
Dave NEWALL (7)	7	7	18	71	88	88	88	88	88	46	46	46
Billy WAIT (17)	8	17	71	18	46	18	18	18	18	7	18	18
Ross McCULLOCH (46)	9	46	22	46	18	7	7	7	7	18	7	7
Ivor GREENWOOD (37)	10	37	46	77	77	77	46	46	46	88	77	77
Ben MASON (22)	11	22	85	85	7	46	77	77	77	77	68	68
John PATERSON (1)	12	1	77	7	68	68	68	68	68	68	4	4
Allan CLARKE (77)	13	77	7	68	4	4	4	4	4	4	85	
Mark BEATY (85)	14	85	4	4	85	85	85	85	85	85		
-	15											

Margin of Victory	Avg. Speed	Best Lap Tm	Best Speed	Best Lap by
4.670	74.553	59.644	76.468	1 - John PATERSON

Clerk of the Course.

Orbits

Sig : Time :
Chief Timekeeper : Ian Sharp (SMART Timing)

Results available at www.mylaps.com and www.smart-timing.co.uk

Printed: 18/07/2016 19:01:49



Race Results



Bulletin No. _____

SMRC Summer Race Meeting

Sorted on Laps

Scottish Saloons & Sportscars Championship

Knockhill 1.267 miles

Race 15 - 2nd Race

17/07/2016 17:00

Race (12 Laps) started at 17:39:21

Pos	No.	Name	Make/Model	CC	Class	Laps	Total Tm	Diff	Best Tm	In Lap	Best Speed
1	1	Ian DONALDSON	Misubishi Evo 9	2000	A1	12	11:10.307		54.680	4	83.410
2	79	Paul BRYDON	BMW M3	3200T	A2	12	11:14.677	4.370	54.995	5	82.932
3	29	Robert DRUMMOND	Ford Escort Cosworth	2000	A1	12	11:46.941	36.634	56.375	4	80.902
4	69	Thomson McINTYRE	Subaru Impreza	2000	B1	12	11:54.667	44.360	58.038	2	78.584
5	89	William ROBSON	Ford Focus RS	2500	B1	12	11:56.263	45.956	59.025	7	77.270
6	59	Gary WAIT	Ford Sierra Cosworth	2000	A2	12	11:57.204	46.897	58.289	4	78.245
7	63	Graham ROBERTSON	BMW E46 M3	3200	A2	12	12:04.181	53.874	58.791	3	77.577
8	23	Brian MELDRUM	Seat Leon Sport	2000	B1	11	11:17.277	1 Lap	1:00.162	2	75.809
9	28	Scott TOLLAN	Escort Cosworth	2000	A1	11	11:56.028	1 Lap	1:02.507	4	72.965
Not classified											
DNF	80	Iain SINCLAIR	Westfield	1998	B2	4	4:09.540	DNF	1:00.149	3	75.826
DNS	51	Roddie PATERSON	Caterham	2300	A3			DNS		0	-

Margin of Victory	Avg. Speed	Best Lap Tm	Best Speed	Best Lap by
4.370	81.649	54.680	83.410	1 - Ian DONALDSON

Clerk of the Course.

Orbits

Sig : Time :
Chief Timekeeper : Ian Sharp (SMART Timing)

Results available at www.mylaps.com and www.smart-timing.co.uk

Printed: 18/07/2016 19:05:58





SMRC Summer Race Meeting

Scottish Saloons & Sportscars Championship

Knockhill 1.267 miles

Race 15 - 2nd Race

17/07/2016 17:00

Race (12 Laps) started at 17:39:21

Lap	Time of Day	Lap Tm	S1	S2	S3	S3Spd	SFSpd
(1) Ian DONALDSON							
1	17:40:20.192			21.758	16.402	116.506	112.033
2	17:41:15.238	55.046	18.014	21.029	16.003	120.049	113.357
3	17:42:10.785	55.547	17.878	21.321	16.348	120.265	113.166
4	17:43:05.465	54.680	17.656	20.813	16.211	120.480	114.323
5	17:44:00.266	54.801	17.789	21.013	15.999	120.480	113.549
6	17:44:56.884	56.618	18.924	21.154	16.540	120.049	113.935
7	17:45:53.169	56.285	18.706	21.177	16.402	121.133	113.357
8	17:46:49.326	56.157	18.834	21.185	16.138	120.480	114.518
9	17:47:44.364	55.038	18.201	20.858	15.979	121.133	114.714
10	17:48:40.104	55.740	18.451	21.306	15.983	120.265	114.129
11	17:49:35.317	55.213	18.298	20.773	16.142	121.133	114.518
12	17:50:31.353	56.036	18.226	21.381	16.429	119.409	102.454

Lap	Time of Day	Lap Tm	S1	S2	S3	S3Spd	SFSpd
(79) Paul BRYDON							
1	17:40:22.177			22.308	16.654	116.304	106.351
2	17:41:17.740	55.563	17.929	21.217	16.417	117.116	106.859
3	17:42:13.174	55.434	17.687	21.133	16.614	116.103	105.184
4	17:43:08.824	55.650	17.937	21.056	16.657	116.103	105.515
5	17:44:03.819	54.995	17.695	20.898	16.402	115.903	106.351
6	17:45:00.872	57.053	18.903	21.480	16.670	115.504	104.856
7	17:45:56.559	55.687	18.490	21.001	16.196	116.103	106.183
8	17:46:52.326	55.767	18.223	21.261	16.283	114.518	105.848
9	17:47:47.949	55.623	18.233	20.940	16.450	115.703	105.681
10	17:48:43.512	55.563	18.034	21.178	16.351	115.305	105.515
11	17:49:38.846	55.334	17.915	21.056	16.363	114.714	105.515
12	17:50:35.723	56.877	18.465	21.584	16.828	115.305	96.697

Lap	Time of Day	Lap Tm	S1	S2	S3	S3Spd	SFSpd
(29) Robert DRUMMOND							
1	17:40:27.532			23.348	16.888	108.941	116.709
2	17:41:26.828	59.296	19.837	22.312	17.147	106.689	112.408
3	17:42:24.480	57.652	19.302	21.968	16.382	123.815	117.526
4	17:43:20.855	56.375	18.952	21.345	16.078	117.321	116.912
5	17:44:17.670	56.815	18.573	22.253	15.989	127.098	118.147
6	17:45:17.275	59.605	20.556	22.477	16.572	124.044	120.049
7	17:46:15.682	58.407	20.140	22.078	16.189	122.683	117.733
8	17:47:12.620	56.938	19.026	21.860	16.052	125.201	117.526
9	17:48:11.549	58.929	20.093	22.257	16.579	123.587	115.107
10	17:49:10.487	58.938	19.718	22.334	16.886	114.910	116.304
11	17:50:09.949	59.462	19.741	22.698	17.023	110.193	116.304
12	17:51:07.987	58.038	18.599	22.220	17.219	115.903	100.762

Lap	Time of Day	Lap Tm	S1	S2	S3	S3Spd	SFSpd
(69) Thomson McINTYRE							
1	17:40:22.452			22.630	17.119	113.742	
2	17:41:20.490	58.038	18.751	22.222	17.065	110.012	
3	17:42:19.562	59.072	19.060	22.599	17.413	106.520	101.066
4	17:43:18.829	59.267	19.236	22.899	17.132	106.520	102.611
5	17:44:17.355	58.526	18.927	22.645	16.954	112.033	103.242
6	17:45:18.663	1:01.308	20.940	23.120	17.248	108.588	101.524
7	17:46:18.017	59.354	19.886	22.283	17.185	108.941	101.066
8	17:47:17.945	59.928	19.481	22.844	17.603	105.848	99.863
9	17:48:17.734	59.789	19.860	22.725	17.204	108.588	101.832
10	17:49:17.032	59.298	19.708	22.564	17.026	109.832	102.926
11	17:50:16.475	59.443	19.344	23.003	17.096	108.413	101.218
12	17:51:15.713	59.238	19.536	22.407	17.295	112.408	92.562

Lap	Time of Day	Lap Tm	S1	S2	S3	S3Spd	SFSpd
(89) William ROBSON							
1	17:40:24.187			22.755	17.482	109.474	100.460
2	17:41:23.519	59.332	19.224	22.617	17.491	109.296	100.011
3	17:42:22.764	59.245	19.246	22.658	17.341	109.118	100.310
4	17:43:23.142	1:00.378	19.265	22.784	18.329	107.544	97.824
5	17:44:22.685	59.543	19.004	23.064	17.475	108.064	96.697
6	17:45:22.187	59.502	19.702	22.406	17.394	108.941	99.125
7	17:46:21.212	59.025	19.185	22.533	17.307	108.238	99.714
8	17:47:20.456	59.244	19.315	22.636	17.293	108.588	100.011
9	17:48:19.490	59.034	19.163	22.620	17.251	108.064	99.566
10	17:49:18.875	59.385	19.593	22.411	17.381	108.764	97.682
11	17:50:18.206	59.331	19.373	22.520	17.438	107.372	99.125
12	17:51:17.309	59.103	19.177	22.617	17.309	107.544	99.714

Lap	Time of Day	Lap Tm	S1	S2	S3	S3Spd	SFSpd
(59) Gary WAIT							
1	17:40:27.531						
2	17:41:27.881	1:00.350					

Lap	Time of Day	Lap Tm	S1	S2	S3	S3Spd	SFSpd
3	17:42:27.165	59.284					
4	17:43:25.454	58.289					
5	17:44:24.183	58.729					
6	17:45:22.702	58.519					
7	17:46:22.181	59.479					
8	17:47:21.150	58.969					
9	17:48:20.146	58.996					
10	17:49:19.275	59.129					
11	17:50:19.227	59.952					
12	17:51:18.250	59.023					

Lap	Time of Day	Lap Tm	S1	S2	S3	S3Spd	SFSpd
(63) Graham ROBERTSON							
1	17:40:25.776			23.054	17.757	103.084	93.335
2	17:41:24.655	58.879	19.140	22.289	17.450	104.529	94.252
3	17:42:23.446	58.791	18.928	22.359	17.504	103.882	93.335
4	17:43:23.216	59.770	19.094	22.775	17.901	101.832	91.552
5	17:44:23.264	1:00.048	19.260	22.711	18.077	100.914	92.690
6	17:45:23.250	59.986	20.137	22.344	17.505	104.366	92.947
7	17:46:23.120	59.870	19.659	22.411	17.800	102.611	91.303
8	17:47:22.922	59.802	19.493	22.642	17.667	102.611	93.076
9	17:48:22.420	59.498	19.486	22.371	17.641	101.832	92.690
10	17:49:22.717	1:00.297	19.393	23.090	17.814	102.768	92.562
11	17:50:22.650	59.933	19.420	22.752	17.761	102.142	91.677
12	17:51:25.227	1:02.577	19.875	24.256	18.446	101.371	89.358

Lap	Time of Day	Lap Tm	S1	S2	S3	S3Spd	SFSpd
(23) Brian MELDRUM							
1	17:40:26.644			22.990	17.714	110.012	98.254
2	17:41:26.806	1:00.162	19.726	22.685	17.751	109.296	96.143
3	17:42:28.351	1:01.545	19.777	23.846	17.922	105.184	99.272
4	17:43:28.765	1:00.414	19.684	22.985	17.745	106.689	98.979
5	17:44:29.402	1:00.637	19.293	23.632	17.712	104.043	99.125
6	17:45:31.524	1:02.122	20.188	24.124	17.810	102.142	99.272
7	17:46:31.777	1:00.253	19.533	22.933	17.787	104.856	98.833
8	17:47:33.218	1:01.441	19.907	23.241	18.293	105.515	96.697
9	17:48:34.292	1:01.074	19.947	23.097	18.030	106.183	98.254
10	17:49:36.846	1:02.554	20.022	24.300	18.232	102.926	99.863
11	17:50:38.323	1:01.477	19.655	23.733	18.089	105.184	97.257

Lap	Time of Day	Lap Tm	S1	S2	S3	S3Spd	SFSpd
(28) Scott TOLLAN							
1	17:40:33.214			25.128	19.987	96.005	83.363
2	17:41:38.026	1:04.812	21.407	24.089	19.316	96.697	87.266
3	17:42:41.184	1:03.158	20.722	23.512	18.924	99.125	86.146
4	17:43:43.691	1:02.507	20.322	23.032	19.153	99.714	88.183
5	17:44:48.127	1:04.436	21.461				



SMRC Summer Race Meeting

Lapchart

Scottish Saloons & Sportscars Championship

Knockhill 1.267 miles

Race 15 - 2nd Race

17/07/2016 17:00

Race (12 Laps) started at 17:39:21

Competitors	Laps											
	1	2	3	4	5	6	7	8	9	10	11	12
Ian DONALDSON (1)	1	1	1	1	1	1	1	1	1	1	1	1
Paul BRYDON (79)	2	79	79	79	79	79	79	79	79	79	79	79
Thomson McINTYRE (69)	3	69	69	69	69	29	29	29	29	29	29	29
William ROBSON (89)	4	89	89	89	29	29	69	69	69	69	69	69
Graham ROBERTSON (63)	5	63	63	63	89	89	89	89	89	89	89	89
Brian MELDRUM (23)	6	23	23	29	63	63	59	59	59	59	59	59
Gary WAIT (59)	7	59	29	59	59	59	63	63	63	63	63	63
Robert DRUMMOND (29)	8	29	59	23	23	23	23	23	23	23	23	23
Iain SINCLAIR (80)	9	80	80	80	80	28	28	28	28	28	28	28
Scott TOLLAN (28)	10	28	28	28	28							
-	11											

Margin of Victory	Avg. Speed	Best Lap Tm	Best Speed	Best Lap by
4.370	81.649	54.680	83.410	1 - Ian DONALDSON

Clerk of the Course.

Orbits

Sig : Time :
 Chief Timekeeper : Ian Sharp (SMART Timing)
 Results available at www.mylaps.com and www.smart-timing.co.uk



Scottish Saloons & Sportscars Championship

2016

Pos	No.	Name	Total	Diff	Gap	#1 #2 #3 #4 #5 #6 #7 #8							
						Ra	Ra	Ra	Ra	Ra	Ra	Ra	Ra
1	79	Paul BRYDON	171	0	0	20	20	20	25	20	16	25	25
2	89	William ROBSON	162	9	9	25	25	18	18	16	20	20	20
3	28	Scott TOLLAN	125	46	37	20	25	14	14	18	18	DNF	16
4	1	Ian DONALDSON	111	60	14	25	DNF	18	18	x	x	25	25
5	16	Colin SIMPSON	109	62	2	25	DNF	25	14	25	20	x	x
6	63	Graham ROBERTSON	105	66	4	12	14	12	12	9	10	20	16
7	23	Brian MELDRUM	104	67	1	20	16	x	x	20	16	16	16
8	69	Thomson McINTYRE	100	71	4	x	x	DNF	NS	25	25	25	25
9	51	Roddie PATERSON	90	81	10	x	x	18	18	18	18	18	NS
10	8	Finlay CROCKER	75	96	15	x	x	14	20	16	25	x	x
11	6	Phil DRYBURGH	67	104	8	14	25	x	x	14	14	x	x
12	4	Mark DAWSON	64	107	3	16	16	16	16	x	x	x	x
13	68	John KENNEDY	50	121	14	16	20	x	x	14	NS	x	x
14	13	Keith COWIE	46	125	4	10	12	x	x	12	12	x	x
15	64	Charlie FRASER	36	135	10	18	18	DNF	NS	x	x	x	x
16	59	Gary WAIT	36	135	0	x	x	DNF	DNF	DNF	NS	16	20
17	41	Andrew CHRISTIE	36	135	0	x	x	x	x	18	18	x	x
18	29	Robert DRUMMOND	20	151	16	x	x	x	x	DNF	NS	DNF	20
19	80	Iain SINCLAIR	18	153	2	x	x	x	x	x	x	18	DNF
20	44	Alistair McMILLAN	10	161	8	x	x	DNF	DNF	10	NS	x	x
21	47	Graham DAVIDSON	0	171	10	DNF	NS	x	x	x	x	x	x
22	56	Adam KINDNESS	0	171	0	DNF	DNF	x	x	x	x	x	x

Event Legend

#1	03/04/2016	SMRC Spring Race Meeting	#5	29/05/2016	SMRC May Race Meeting
#2	03/04/2016	SMRC Spring Race Meeting	#6	29/05/2016	SMRC May Race Meeting
#3	01/05/2016	SMRC May Day Race Meeting	#7	17/07/2016	SMRC Summer Race Meeting
#4	01/05/2016	SMRC May Day Race Meeting	#8	17/07/2016	SMRC Summer Race Meeting

Championship points are unofficial and given as an indication only.

Official Championship points will be published on the SMRC website.

SMRC Summer Race Meeting

Sorted on Laps

Celtic Speed Mini Cooper Cup

Knockhill 1.267 miles

Race 16 - 3rd Race

17/07/2016 17:25

Race (9 Laps) started at 18:04:12

Pos	No.	Name	Make/Model	CC	Class Code	Laps	Total Tm	Diff	Best Tm	In Lap	Best Speed
1	89	Shane STONEY	Mini Cooper	1600	SM	9	9:39.412		1:03.767	3	71.524
2	99	Adam MORGAN	Mini Cooper	1600	Guest	9	9:45.391	5.979	1:03.183	8	72.185
3	75	Michael COURTS	Mini Copper	1600	SM	9	9:51.534	12.122	1:04.802	2	70.381
4	33	Dylan O'DONNELL	Mini Cooper	1600	SMN	9	9:51.559	12.147	1:04.652	4	70.544
5	24	John DUNCAN	Mini Cooper	1600	SMN	9	9:51.831	12.419	1:04.690	4	70.503
6	23	Ian MUNRO	Mini Cooper	1600	SM	9	9:52.131	12.719	1:04.424	4	70.794
7	4	Dominic WHEATLEY	Mini Cooper	1600	SMN	9	9:52.720	13.308	1:04.416	4	70.803
8	67	Mark GERAGHTY	Mini Cooper	1600	SMN	9	9:52.880	13.468	1:03.682	4	71.619
9	98	Brandon WALSH	Mini Cooper	1600	SMN	9	9:54.031	14.619	1:03.941	7	71.329
10	11	Morgan MURRAY	Mini Cooper	1600	SM	9	9:54.460	15.048	1:03.360	8	71.983
11	5	Des WHEATLEY	Mini Cooper	1600	SM	9	9:55.147	15.735	1:04.473	3	70.740
12	8	Hannah CHAPMAN	Mini Cooper	1600	SM L	9	9:55.457	16.045	1:03.368	8	71.974
13	51	Chris MILFORD	Mini Cooper	1600	SM	9	9:55.747	16.335	1:04.170	8	71.074
14	87	Paul BELL	Mini Cooper	1600	SM	9	9:55.979	16.567	1:03.300	8	72.051
15	61	Malcolm McNAB	Mini Cooper	1600	SM	9	9:56.656	17.244	1:03.480	8	71.847
16	3	Jock BORTHWICK	Mini Cooper	1600	SM	9	9:56.662	17.250	1:04.243	8	70.994
17	6	Daniel DREELAN	Mini Cooper	1600	SM	9	9:59.856	20.444	1:05.138	5	70.018
18	7	Jonny DREELAN	Mini Cooper	1600	SMN	9	10:00.016	20.604	1:04.494	6	70.717
19	96	Taelor SHAND	Mini Cooper	1600	SMN L	9	10:00.163	20.751	1:04.741	7	70.447
20	52	Simon HOLDERNESS	Mini Cooper	1600	SMN	9	10:02.203	22.791	1:04.946	8	70.225
21	12	Allan PATERSON	Mini Cooper	1600	SMN	9	10:02.449	23.037	1:05.161	8	69.993
22	9	Mark McGEOUGH	Mini Cooper	1600	SMN	9	10:02.848	23.436	1:05.011	6	70.155
23	10	Neal ROBERTSON	Mini Cooper	1600	SMN	9	10:04.386	24.974	1:04.602	3	70.599
24	50	Andrew BELL	Mini Cooper	1600	SMN	9	10:05.132	25.720	1:05.601	4	69.524
25	26	William BLAKE	Mini Cooper	1600	SM	9	10:10.003	30.591	1:03.805	7	71.481
26	30	Callum DRYBURGH	Mini Cooper	1600	SM	9	10:31.672	52.260	1:06.776	8	68.301
Not classified											
DNS	47	Reis ROBERTSON	Mini Cooper	1600	SMN			DNS		0	-
DNS	91	Robbie DALGLEISH	Mini Cooper	1600	SMN			DNS		0	-

Margin of Victory	Avg. Speed	Best Lap Tm	Best Speed	Best Lap by
5.979	70.843	1:03.183	72.185	99 - Adam MORGAN

Clerk of the Course.

Orbits

 Sig : Time :
 Chief Timekeeper : Ian Sharp (SMART Timing)

 Results available at www.mylaps.com and www.smart-timing.co.uk


SMRC Summer Race Meeting

Celtic Speed Mini Cooper Cup

Knockhill 1.267 miles

Race 16 - 3rd Race

17/07/2016 17:25

Race (9 Laps) started at 18:04:12

Lap	Time of Day	Lap Tm	S1	S2	S3	S3Spd	SFSpd	Lap	Time of Day	Lap Tm	S1	S2	S3	S3Spd	SFSpd	
(89) Shane STONEY																
1	18:05:19.788			24.253	19.339	83.989	76.519	7	18:11:53.983	1:05.165	21.122	24.103	19.940	86.702	76.345	
2	18:06:23.736	1:03.948	20.664	23.938	19.346	84.412	77.224	8	18:12:59.354	1:05.371	21.234	24.105	20.032	84.518	75.402	
3	18:07:27.503	1:03.767	20.473	23.999	19.295	84.625	77.313	9	18:14:04.940	1:05.586	21.606	24.220	19.760	85.815	75.742	
4	18:08:31.403	1:03.900	20.402	24.126	19.372	84.306	76.958	(67) Mark GERAGHTY								
5	18:09:35.326	1:03.923	20.402	24.074	19.447	84.518	76.958	1	18:05:25.295			25.979	19.793	81.938	74.647	
6	18:10:39.387	1:04.061	20.411	24.205	19.445	84.306	76.782	2	18:06:31.162	1:05.867	20.886	25.305	19.676	84.095	75.064	
7	18:11:43.355	1:03.968	20.503	24.078	19.387	84.732	76.958	3	18:07:35.059	1:03.897	20.730	23.726	19.441	84.839	76.345	
8	18:12:47.414	1:04.059	20.525	24.120	19.414	84.946	77.313	4	18:08:38.741	1:03.682	20.436	23.846	19.400	85.487	76.086	
9	18:13:51.632	1:04.218	20.444	24.316	19.458	84.625	76.870	5	18:09:43.680	1:04.939	21.188	23.866	19.885	85.596	74.813	
(99) Adam MORGAN																
1	18:05:22.445			24.404	19.679	85.487	75.317	6	18:10:49.499	1:05.819	21.936	24.285	19.598	82.341	75.233	
2	18:06:27.711	1:05.266	21.601	24.019	19.646	85.596	74.897	7	18:11:54.129	1:04.630	20.593	24.126	19.911	84.839	74.897	
3	18:07:32.371	1:04.660	20.830	24.231	19.599	84.732	76.870	8	18:12:59.583	1:05.454	21.276	24.106	20.072	84.095	74.981	
4	18:08:36.765	1:04.394	20.390	24.276	19.728	85.054	75.914	9	18:14:05.100	1:05.517	21.683	24.127	19.707	85.162	75.317	
5	18:09:41.998	1:05.233	21.273	24.235	19.725	86.035	75.572	(98) Brandon WALSH								
6	18:10:47.232	1:05.234	21.169	24.456	19.609	85.596	75.402	1	18:05:25.438			26.137	19.999	83.363	75.914	
7	18:11:50.880	1:03.648	20.475	23.790	19.383	85.487	76.694	2	18:06:31.936	1:06.498	21.207	25.112	20.179	84.306	75.742	
8	18:12:54.063	1:03.183	20.193	23.629	19.361	85.596	76.694	3	18:07:36.859	1:04.923	21.411	23.929	19.583	86.590	76.086	
9	18:13:57.611	1:03.548	20.217	23.735	19.596	85.054	76.086	4	18:08:41.240	1:04.381	20.597	23.937	19.847	86.146	76.172	
(75) Michael COURTS																
1	18:05:21.454			24.337	19.898	85.054	75.572	5	18:09:47.164	1:05.924	21.743	24.384	19.797	85.162	77.224	
2	18:06:26.256	1:04.802	21.445	23.942	19.415	85.054	76.870	6	18:10:51.990	1:04.826	21.067	24.122	19.637	83.885	76.519	
3	18:07:31.738	1:05.482	21.539	24.412	19.531	84.518	76.782	7	18:11:55.931	1:03.941	20.483	23.917	19.541	85.054	77.402	
4	18:08:36.559	1:04.821	20.845	24.281	19.695	84.518	76.694	8	18:13:00.262	1:04.331	20.741	24.115	19.475	85.596	78.032	
5	18:09:41.627	1:05.068	21.341	24.270	19.457	86.146	76.607	9	18:14:06.251	1:05.989	21.499	24.220	20.270	84.946	75.317	
6	18:10:47.635	1:06.008	21.467	24.666	19.875	86.257	69.758	(11) Morgan MURRAY								
7	18:11:53.092	1:05.457	21.162	24.294	20.001	85.925	74.316	1	18:05:27.508		24.903	25.284	19.750	86.590	77.224	
8	18:12:58.067	1:04.975	21.295	24.107	19.573	85.706	76.172	2	18:06:33.195	1:05.687	21.708	24.199	19.780	88.068	77.047	
9	18:14:03.754	1:05.687	21.608	24.440	19.639	86.035	75.657	3	18:07:39.358	1:06.163	22.070	24.614	19.479	87.153	77.491	
(33) Dylan O'DONNELL																
1	18:05:21.613			24.391	19.839	85.815	76.607	4	18:08:43.996	1:04.638	20.923	24.090	19.625	85.270	76.694	
2	18:06:26.540	1:04.927	21.769	24.026	19.132	86.146	78.032	5	18:09:49.386	1:05.390	21.234	24.708	19.448	86.702	77.851	
3	18:07:32.652	1:06.112	21.522	25.025	19.565	82.645	77.224	6	18:10:53.453	1:04.067	20.643	23.818	19.606	86.479	77.671	
4	18:08:37.304	1:04.652	21.000	24.102	19.550	86.368	76.958	7	18:11:57.783	1:04.330	20.962	24.019	19.349	86.146	76.870	
5	18:09:42.647	1:05.343	21.019	24.867	19.457	85.270	76.958	8	18:13:01.143	1:03.360	20.288	23.738	19.334	86.257	78.488	
6	18:10:48.070	1:05.423	21.027	24.726	19.670	85.596	68.268	9	18:14:06.680	1:05.537	20.879	24.363	20.295	86.368	73.022	
7	18:11:53.137	1:05.067	21.125	24.276	19.666	86.035	76.172	(5) Des WHEATLEY								
8	18:12:58.141	1:05.004	21.465	24.191	19.348	85.925	77.581	1	18:05:23.230			24.541	19.791	85.270	75.233	
9	18:14:03.779	1:05.638	21.560	24.318	19.760	85.815	74.564	2	18:06:31.607	1:08.377	22.452	25.945	19.980	83.885	74.897	
(24) John DUNCAN																
1	18:05:21.900			24.527	19.770	86.257	75.828	3	18:07:36.080	1:04.473	21.211	23.829	19.433	84.946	76.432	
2	18:06:27.764	1:05.864	21.793	24.272	19.799	85.270	76.607	4	18:08:40.884	1:04.804	20.739	24.145	19.920	84.839	74.730	
3	18:07:33.227	1:05.463	21.611	24.179	19.673	85.596	76.694	5	18:09:45.455	1:04.571	20.812	24.057	19.702	83.260	75.914	
4	18:08:37.917	1:04.690	20.765	24.138	19.787	86.035	76.000	6	18:10:50.124	1:04.669	20.832	24.046	19.791	84.412	75.233	
5	18:09:42.960	1:05.043	21.233	24.333	19.477	85.706	76.345	7	18:11:55.043	1:04.919	20.939	24.384	19.596	83.885	76.607	
6	18:10:48.416	1:05.456	20.863	25.013	19.580	85.596	75.402	8	18:12:59.929	1:04.886	21.088	24.035	19.763	85.487	76.345	
7	18:11:53.500	1:05.084	21.287	24.157	19.640	85.596	76.000	9	18:14:07.367	1:07.438	21.668	24.410	21.360	84.095	68.407	
8	18:12:59.064	1:05.564	21.321	24.393	19.850	85.706	75.742	(8) Hannah CHAPMAN								
9	18:14:04.051	1:04.987	21.277	24.177	19.533	86.257	76.432	1	18:05:27.129		25.744	25.357	19.602	85.925	76.958	
(23) Ian MUNRO																
1	18:05:22.473			24.407	20.174	86.035	74.730	2	18:06:32.226	1:05.097	21.059	24.294	19.744	87.380	76.172	
2	18:06:28.042	1:05.569	22.086	24.102	19.381	86.146	77.671	3	18:07:37.377	1:05.151	21.867	23.607	19.677	87.837	76.958	
3	18:07:32.705	1:04.663	21.003	24.069	19.591	84.732	77.135	4	18:08:41.262	1:03.885	20.622	23.668	19.595	87.494	76.694	
4	18:08:37.129	1:04.424	20.409	24.280	19.735	85.054	77.313	5	18:09:49.762	1:08.500	23.531	25.366	19.603	86.814	77.581	
5	18:09:42.120	1:04.991	21.157	24.175	19.659	85.270	76.345	6	18:10:53.939	1:04.177	20.686	23.959	19.532	87.837	76.432	
6	18:10:47.894	1:05.774	21.251	24.682	19.841	85.162	68.268	7	18:11:58.597	1:04.658	21.098	23.999	19.561	87.040	76.172	
7	18:11:54.630	1:06.736	21.092	24.258	21.386	86.479	71.773	8	18:13:01.965	1:03.368	20.423	23.636	19.309	86.814	77.224	
8	18:12:59.233	1:04.603	21.002	23.886	19.715	85.925	76.607	9	18:14:07.677	1:05.712	20.367	24.142	21.203	87.722	71.164	
9	18:14:04.351	1:05.118	21.303	24.174	19.641	85.815	76.432	(51) Chris MILFORD								
(4) Dominic WHEATLEY																
1	18:05:22.819			24.451	19.753	85.815	75.742	1	18:05:26.388			25.762	19.772	85.162	76.000	
2	18:06:28.033	1:05.214	21.438	24.077	19.699	86.479	75.148	2	18:06:32.566	1:06.178	21.374	24.728	20.076	83.675	76.259	
3	18:07:33.508	1:05.475	21.437	24.449	19.589	86.257	76.519	3	18:07:37.971	1:05.405	21.791	23.962	19.652	86.146	76.958	
4	18:08:37.924	1:04.416	20.777	24.132	19.507	86.814	75.657	4	18:08:42.542	1:04.571	21.007	23.931	19.633	85.596	76.607	
5	18:09:43.723	1:05.799	21.615	24.063	20.121	86.035	74.316	5	18:09:47.122	1:04.580	20.659	24.513	19.408	86.035	75.572	
6	18:10:48.818	1:05.095	21.434	23.946	19.715	85.487	76.000	6	18:10:53.640	1:06.518	22.644	24.344	19.530	86.590	77.047	
(87) Paul BELL																
1	18:05:27.883				26.335	25.694	20.291	84.732	7	18:11:58.888	1:05.248	21.313	24.443	19.492	86.035	76.607
2	18:06:34.115	1:06.232	22.515	24.066	19.651	86.368	76.694	8	18:13:03.058	1:04.170	20.593	23.861	19.716	86.702	76.172	
3	18:07:39.793	1:05.678	21.425	24.452	19.801	86.146	76.958	9	18:14:07.967	1:04.909	20.753	24.345	19.811	84.625	75.828	

Clerk of the Course.

 Sig : _____ Time : _____
 Chief Timekeeper : Ian Sharp (SMART Timing)

 Results available at www.mylaps.com and www.smart-timing.co.uk

Orbits



SMRC Summer Race Meeting

Celtic Speed Mini Cooper Cup

Knockhill 1.267 miles

Race 16 - 3rd Race

17/07/2016 17:25

Race (9 Laps) started at 18:04:12

Lap	Time of Day	Lap Tm	S1	S2	S3	S3Spd	SFSpd
4	18:08:44.471	1:04.678	20.738	24.062	19.878	85.815	75.828
5	18:09:50.591	1:06.120	21.419	24.941	19.760	86.368	76.782
6	18:10:55.167	1:04.576	20.937	23.922	19.717	86.814	76.958
7	18:12:00.087	1:04.920	21.026	24.458	19.436	84.095	76.958
8	18:13:03.387	1:03.300	20.181	23.747	19.372	86.257	77.941
9	18:14:08.199	1:04.812	20.578	24.385	19.849	85.706	75.657

(61) Malcolm McNAB

1	18:05:29.022		26.362	25.465	20.148	82.442	76.519
2	18:06:34.958	1:05.936	21.764	24.560	19.612	86.479	77.402
3	18:07:40.298	1:05.340	21.039	24.521	19.780	86.368	77.135
4	18:08:45.263	1:04.965	20.792	24.333	19.840	85.054	76.958
5	18:09:51.554	1:06.291	21.149	25.573	19.569	82.645	76.958
6	18:10:55.361	1:03.807	20.551	23.762	19.494	86.814	77.671
7	18:12:00.558	1:05.197	21.343	24.077	19.777	85.925	76.607
8	18:13:04.038	1:03.480	20.225	23.713	19.542	85.925	77.224
9	18:14:08.876	1:04.838	20.636	23.895	20.307	85.815	76.607

(3) Jock BORTHWICK

1	18:05:25.839			25.766	20.276	84.412	73.907
2	18:06:32.024	1:06.185	21.230	24.930	20.025	85.054	73.745
3	18:07:37.820	1:05.796	21.809	23.599	20.388	86.479	70.343
4	18:08:42.836	1:05.016	21.365	24.046	19.605	86.035	76.086
5	18:09:48.076	1:05.240	20.801	24.609	19.830	86.146	75.233
6	18:10:53.122	1:05.046	20.990	24.092	19.964	84.518	72.785
7	18:11:58.984	1:05.862	21.517	24.059	20.286	84.518	73.422
8	18:13:03.227	1:04.243	20.680	23.829	19.734	86.814	74.070
9	18:14:08.882	1:05.655	20.897	24.447	20.311	83.467	74.897

(6) Daniel DREELAN

1	18:05:25.951			25.898	19.660	84.518	75.828
2	18:06:32.140	1:06.189	21.637	24.644	19.908	85.596	74.897
3	18:07:38.366	1:06.226	22.438	24.162	19.626	85.270	76.086
4	18:08:43.716	1:05.350	21.420	24.196	19.734	84.518	75.064
5	18:09:48.854	1:05.138	21.215	24.174	19.749	84.946	73.907
6	18:10:54.783	1:05.929	21.374	24.766	19.789	85.487	74.981
7	18:12:01.125	1:06.342	21.231	25.156	19.955	81.938	74.981
8	18:13:06.769	1:05.644	21.392	24.500	19.752	84.200	74.981
9	18:14:12.076	1:05.307	21.129	24.329	19.849	83.675	74.647

(7) Jonny DREELAN

1	18:05:27.169			25.798	20.159	82.951	75.402
2	18:06:33.026	1:05.857	21.762	24.325	19.770	86.479	76.172
3	18:07:38.891	1:05.865	21.982	24.258	19.625	85.706	76.432
4	18:08:44.298	1:05.407	21.191	24.115	20.101	85.815	76.172
5	18:09:50.452	1:06.154	21.354	25.102	19.698	83.989	76.432
6	18:10:54.946	1:04.494	20.878	23.996	19.620	86.146	76.259
7	18:12:01.194	1:06.248	22.180	24.202	19.866	85.054	76.172
8	18:13:06.924	1:05.730	21.611	24.406	19.713	84.946	76.607
9	18:14:12.236	1:05.312	21.176	24.351	19.785	85.925	75.742

(96) Taelor SHAND

1	18:05:29.054		28.004	26.126	20.124	81.938	75.233
2	18:06:35.487	1:06.433	21.927	25.023	19.483	85.706	76.782
3	18:07:40.901	1:05.414	21.160	24.618	19.636	85.815	76.694
4	18:08:46.006	1:05.105	21.021	24.256	19.828	85.596	75.914
5	18:09:51.861	1:05.855	20.877	25.153	19.825	85.379	76.607
6	18:10:56.702	1:04.841	20.827	24.424	19.590	84.946	76.172
7	18:12:01.443	1:04.741	20.680	24.510	19.551	85.162	76.782
8	18:13:07.307	1:05.864	21.588	24.448	19.828	85.596	76.958
9	18:14:12.383	1:05.076	21.066	24.265	19.745	85.487	76.607

(52) Simon HOLDERNESS

1	18:05:26.798		27.334	25.244	19.940	85.487	75.148
2	18:06:32.807	1:06.009	21.825	24.285	19.899	86.035	75.914
3	18:07:39.810	1:07.003	22.227	24.533	20.243	86.035	74.481
4	18:08:44.899	1:05.089	21.003	24.197	19.889	85.815	74.897
5	18:09:52.462	1:07.563	21.297	25.879	20.387	80.853	75.487
6	18:10:57.911	1:05.449	21.328	24.073	20.048	85.487	73.583
7	18:12:03.555	1:05.644	20.993	24.639	20.012	85.270	74.897
8	18:13:08.501	1:04.946	20.811	24.426	19.709	84.839	75.572
9	18:14:14.423	1:05.922	20.987	24.739	20.196	83.467	73.422

(12) Allan PATERSON

Lap	Time of Day	Lap Tm	S1	S2	S3	S3Spd	SFSpd
1	18:05:28.724			26.459	19.996	82.951	74.730
2	18:06:35.009	1:06.285	21.910	24.466	19.909	85.270	75.064
3	18:07:41.055	1:06.046	21.325	24.740	19.981	85.379	75.742
4	18:08:46.446	1:05.391	21.171	24.229	19.991	86.035	75.402
5	18:09:52.992	1:06.546	22.204	24.395	19.947	84.839	75.402
6	18:10:58.331	1:05.339	21.566	24.149	19.624	85.706	75.828
7	18:12:03.779	1:05.448	21.486	24.288	19.674	85.379	76.000
8	18:13:08.940	1:05.161	20.828	24.541	19.792	85.162	75.828
9	18:14:14.669	1:05.729	20.907	24.790	20.032	83.571	75.148

(9) Mark McGEOUGH

1	18:05:28.057			25.728	20.625	84.412	73.342
2	18:06:34.203	1:06.146	21.775	24.355	20.016	85.487	75.402
3	18:07:40.724	1:05.521	21.760	24.400	20.361	85.925	75.233
4	18:08:46.257	1:05.533	20.899	24.163	20.471	84.518	75.657
5	18:09:52.496	1:06.239	20.981	25.114	20.144	84.839	75.657
6	18:10:57.507	1:05.011	20.953	24.124	19.934	84.839	74.399
7	18:12:02.938	1:05.431	21.023	24.434	19.974	84.412	75.572
8	18:13:08.228	1:05.290	20.923	24.223	20.144	84.839	75.572
9	18:14:15.068	1:06.840	21.364	24.985	20.491	82.645	73.907

(10) Neal ROBERTSON

1	18:05:30.437		26.467	25.523	20.367	85.054	75.148
2	18:06:36.723	1:06.286	21.721	24.773	19.792	86.035	75.828
3	18:07:41.325	1:04.602	20.831	24.152	19.619	85.815	77.313
4	18:08:46.600	1:05.275	21.234	24.394	19.647	85.379	76.958
5	18:09:52.728	1:06.128	21.764	24.065	20.299	86.479	75.317
6	18:10:57.967	1:05.239	21.364	24.126	19.749	86.146	76.000
7	18:12:03.220	1:05.253	21.461	24.275	19.517	84.946	76.607
8	18:13:08.039	1:04.819	20.883	24.139	19.797	85.270	76.958
9	18:14:16.606	1:08.567	23.046	25.653	19.868	84.946	75.742

(50) Andrew BELL

1	18:05:29.940		27.454	25.402	20.542	84.095	75.572
2	18:06:36.861	1:06.921	21.863	24.941	20.117	84.732	75.572
3	18:07:42.900	1:06.039	21.708	24.498	19.833	84.625	75.914
4	18:08:48.501	1:05.601	21.222	24.502	19.877	84.200	75.402
5	18:09:54.273	1:05.772	21.231	24.664	19.877	84.095	75.487
6	18:11:00.028	1:05.755	21.241	24.576	19.938	84.095	75.487
7	18:12:05.992	1:05.964	21.238	24.741	19.985	83.989	75.828
8	18:13:11.675	1:05.683	21.067	24.726	19.890	83.780	75.402
9	18:14:17.352	1:05.677	21.075	24.823	19.779	83.571	75.402

(26) William BLAKE

1	18:05:48.131			48.866	19.971	82.039	76.086
2	18:06:52.937	1:04.806	21.080	24.113	19.613	84.732	76.782
3	18:07:57.440	1:04.503	20.649	24.125	19.729	84.095	76.432
4	18:09:01.941	1:04.501	20.702	24.098	19.701	83.571	76.172
5	18:10:06.029	1:04.088	20.646	23.793	19.649	83.885	76.782
6	18:11:10.167	1:04.138	20.705	23.776	19.657	83.363	76.345
7	18:12:13.972	1:03.805	20.572	23.682	19.551	84.200	77.581
8	18:13:17.860	1:03.888	20.451	23.740	19.697	84.200	77.581
9	18:14:22.223	1:04.363	20.555	23.968	19.840	84.412	76.782

(30) Callum DRYBURGH

1	18:05:23.420				24.471	20.588	83.885	72.549
2	18:06:49.750	1:26.330	22.179	43.356	20.795	78.123	73.262	
3	18:07:58.888	1:09.138	22.477	26.210	20.451	80.853	73.262	
4	18:09:06.779	1:07.891	22.217	25.371	20.303	81.739	73.826	
5	18:10:14.519	1:07.740	21.881	25.395	20.464	80.950	72.549	
6	18:11:21.809	1:07.290	21.909	24.981</				

SMRC Summer Race Meeting

Lapchart


Celtic Speed Mini Cooper Cup

Knockhill 1.267 miles

Race 16 - 3rd Race

17/07/2016 17:25

Race (9 Laps) started at 18:04:12



Competitors	Laps								
	1	2	3	4	5	6	7	8	9
Shane STONEY (89)	1	89	89	89	89	89	89	89	89
Michael COURTS (75)	2	75	75	75	75	99	99	99	99
Dylan O'DONNELL (33)	3	33	33	99	99	99	75	75	75
John DUNCAN (24)	4	24	99	33	23	23	23	33	33
Adam MORGAN (99)	5	99	24	23	33	33	24	24	24
Ian MUNRO (23)	6	23	4	24	24	24	4	23	23
Dominic WHEATLEY (4)	7	4	23	4	4	67	4	67	4
Des WHEATLEY (5)	8	5	67	67	67	4	67	23	67
Callum DRYBURGH (30)	9	30	5	5	5	5	5	5	98
Mark GERAGHTY (67)	10	67	98	98	98	51	98	98	11
Brandon WALSH (98)	11	98	3	8	8	98	3	11	11
Jock BORTHWICK (3)	12	3	6	3	51	3	11	8	8
Daniel DREELAN (6)	13	6	8	51	3	6	51	51	51
Chris MILFORD (51)	14	51	51	6	6	11	8	3	3
Simon HOLDERNESS (52)	15	52	52	7	11	8	6	87	87
Hannah CHAPMAN (8)	16	8	7	11	7	7	7	61	61
Jonny DREELAN (7)	17	7	11	87	87	87	87	6	6
Morgan MURRAY (11)	18	11	87	52	52	61	61	7	7
Paul BELL (87)	19	87	9	61	61	96	96	96	96
Mark McGEOUGH (9)	20	9	61	9	96	52	9	9	10
Allan PATERSON (12)	21	12	12	96	9	9	52	10	9
Malcolm McNAB (61)	22	61	96	12	12	10	10	52	52
Taelor SHAND (96)	23	96	10	10	10	12	12	12	10
Andrew BELL (50)	24	50	50	50	50	50	50	50	50
Neal ROBERTSON (10)	25	10	30	26	26	26	26	26	26
William BLAKE (26)	26	26	26	30	30	30	30	30	30
-	27								
-	28								

Margin of Victory	Avg. Speed	Best Lap Tm	Best Speed	Best Lap by
5.979	70.843	1:03.183	72.185	99 - Adam MORGAN

Clerk of the Course.

Orbits

 Sig : Time :
 Chief Timekeeper : Ian Sharp (SMART Timing)

 Results available at www.mylaps.com and www.smart-timing.co.uk

Printed: 18/07/2016 18:19:28



Celtic Speed Mini Cooper Cup

2016

Pos	No.	Name	Total	Diff	Gap	#1	#2	#3	#4	#5	#6	#7	#8	#9	#10	#11	#12	#13	#14
						Total	Total	Total	Total	Total	Total	Total	Total	Total	Total	Total	Total	Total	Total
1	23	Ian MUNRO	207	0	0	20	25	8	9	10	0	20	0	3	33	17	25	25	12
2	33	Dylan O'DONNELL	199	8	8	10	9	20	0	6	4	12	12	20	38	18	14	20	16
3	87	Paul BELL	199	8	0	14	16	14	0	5	9	16	20	16	44	26	16	0	3
4	61	Malcolm McNAB	183	24	16	0	8	10	20	16	20	0	7	12	46	30	12	0	2
5	11	Morgan MURRAY	169	38	14	9	0	5	10	20	14	25	25	0	35	19	0	0	7
6	8	Hannah CHAPMAN	167	40	2	25	0	0	16	14	8	10	8	25	36	0	20	0	5
7	4	Dominic WHEATLEY	154	53	13	8	20	12	8	9	0	5	6	8	50	0	8	10	10
8	91	Robbie DALGLEISH	154	53	0	0	0	0	12	12	16	14	16	10	40	24	10	0	0
9	20	Kyle REID	150	57	4	x	x	x	25	25	25	x	x	x	55	20	x	x	x
10	98	Brandon WALSH	133	74	17	6	12	9	6	8	7	7	9	14	31	11	0	5	8
11	89	Shane STONEY	123	84	10	x	x	x	x	x	x	x	x	x	42	35	9	12	25
12	26	William BLAKE	120	87	3	3	14	25	0	2	12	6	14	6	20	10	0	8	0
13	24	John DUNCAN	117	90	3	4	3	3	2	0	0	4	0	4	39	22	6	16	14
14	3	Jock BORTHWICK	110	97	7	12	10	16	0	7	10	9	0	5	37	0	0	3	1
15	5	Des WHEATLEY	87	120	23	16	0	0	4	0	3	8	0	1	30	10	2	7	6
16	47	Reis ROBERTSON	71	136	16	0	5	6	1	3	5	0	4	7	30	10	0	0	0
17	6	Daniel DREELAN	70	137	1	5	7	7	3	0	0	3	0	0	30	13	0	2	0
18	30	Callum DRYBURGH	67	140	3	0	4	2	0	0	2	2	3	0	30	10	5	9	0
19	67	Mark GERAGHTY	64	143	3	7	0	4	5	4	6	0	10	9	x	x	4	6	9
20	38	Scott FORBES	57	150	7	x	x	x	7	0	0	x	x	x	34	16	x	x	x
21	7	Jonny DREELAN	53	154	4	0	6	0	0	0	0	0	0	0	30	10	3	4	0
22	29	Chris REID	49	158	4	x	x	x	14	1	0	x	x	x	20	14	x	x	x
23	51	Chris MILFORD	48	159	1	2	0	1	0	0	1	0	0	0	30	10	0	0	4
24	10	Neal ROBERTSON	48	159	0	x	x	x	0	0	0	0	2	0	30	15	1	0	0
25	9	Martin McGEOUGH	44	163	4	x	x	x	0	0	0	0	0	0	32	12	0	0	0
26	75	Michael COURTS	41	166	3	x	x	x	x	x	x	x	x	x	x	x	7	14	20
27	52	Simon HOLDERNESS	40	167	1	x	x	x	x	x	x	0	0	0	30	10	0	0	0
28	50	Andrew BELL	40	167	0	0	0	0	0	0	0	0	0	0	30	10	0	0	0
29	96	Taelor SHAND	34	173	6	1	2	0	0	0	0	0	1	0	30	0	0	0	0
30	12	Allan PATERSON	10	197	24	0	1	0	0	0	0	1	5	2	x	x	0	1	0

Event Legend

#1	03/04/2016	SMRC Spring Race Meeting	#8	29/05/2016	SMRC May Race Meeting
#2	03/04/2016	SMRC Spring Race Meeting	#9	29/05/2016	SMRC May Race Meeting
#3	03/04/2016	SMRC Spring Race Meeting	#10	18/06/2016	BARC Donington Park
#4	01/05/2016	SMRC May Day Race Meeting	#11	18/06/2016	BARC Donington Park
#5	01/05/2016	SMRC May Day Race Meeting	#12	17/07/2016	SMRC Summer Race Meeting
#6	01/05/2016	SMRC May Day Race Meeting	#13	17/07/2016	SMRC Summer Race Meeting
#7	29/05/2016	SMRC May Race Meeting	#14	17/07/2016	SMRC Summer Race Meeting

