

# Knockhill

18<sup>th</sup> September 2016

Anti-Clockwise



**S.M.A.R.T.**

**Scottish Motorsports Automatic Race Timing**

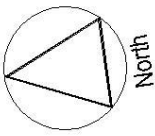
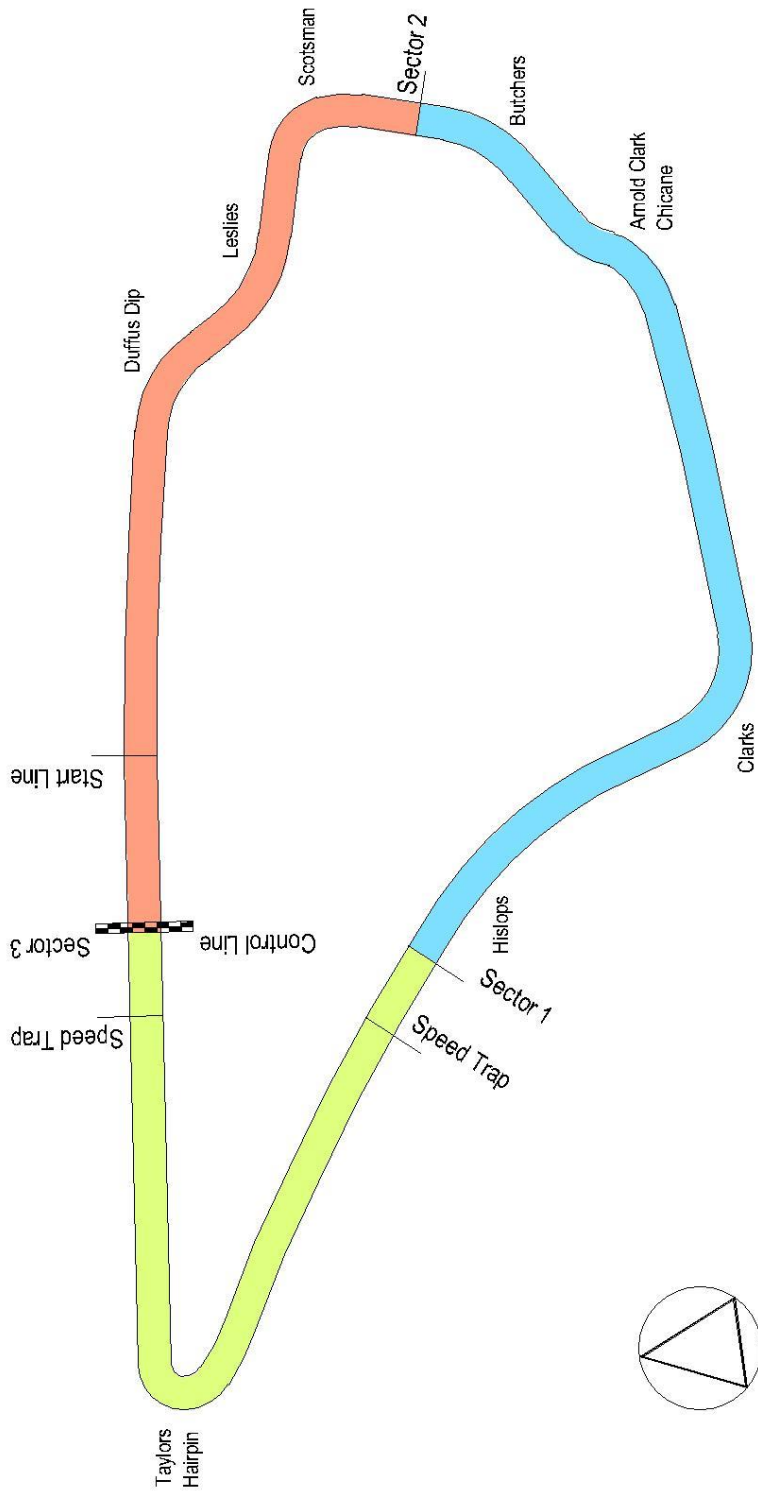

Ravenslea, Melrose Road, Galashiels, TD1 2AT

Telephone : 01896 – 752447

# Scottish Motorsports Automatic Race Timing

## Circuit layout

### Knockhill – Anti Clockwise



Sector	Length
Sector 1	0.334 Mile
Sector 2	0.503 Mile
Sector 3	0.433 Mile

**Super Lap Scotland - Round 6 AC**
**Sorted on best lap time**

Super Lap Scotland

Knockhill 1.267 miles

Warm Up - Group 1

18/09/2016 09:15

Practice (20:00 Time) started at 9:15:34

Pos	No.	Name	Make/Model	Class Code	Laps	Best Tm	Diff	Best Speed	2nd Best
1	67	Marshall WISHART	Mazda RX8	SLS-F	7	1:01.160		74.572	1:03.048
2	81	Ian PITMAN	Subaru Impreza	SLS-F	6	1:01.536	0.376	74.117	1:01.958
3	48	Robert JOBSON	Audi A3 3.2	SLS-F	6	1:01.927	0.767	73.649	1:02.847
4	27	Paul WILSON	Renault Clio Cup	SLS-E	6	1:02.096	0.936	73.448	1:02.810
5	26	Kevin KENSETT	Peugeot 106	SLS-E	8	1:02.163	1.003	73.369	1:02.462
6	16	Martin KELMAN	Renault Clio 172 Cup	SLS-E	8	1:02.426	1.266	73.060	1:02.617
7	54	Steven McNAB	Renault Clio	SLS-F	7	1:02.597	1.437	72.860	1:03.825
8	41	Neil METHVEN	Renault Clio 182	SLS-F	4	1:02.891	1.731	72.520	1:11.978
9	21	Scott ROBSON	Lotus Elise	SLS-F	7	1:03.431	2.271	71.902	1:04.016
10	38	Chris HISLOP	Renault Clio 197	SLS-F	7	1:03.633	2.473	71.674	1:03.704
11	12	James McELENY	Subaru Impreza	SLS-E	3	1:05.353	4.193	69.788	1:18.311
12	64	Andrew CAMERON	Porsche 911 Carrera	SLS-E	3	1:05.480	4.320	69.652	1:08.553
13	93	Allister PHILLIPS	Honda Prelude Si VTEC	SLS-F	7	1:06.129	4.969	68.969	1:06.393
14	59	Simon McWILLIAM	Renault Clio 172 Cup	SLS-F	6	1:06.358	5.198	68.731	1:08.890
15	53	Jamie GOUDIE	Mazda MX5	SLS-F	4	1:08.538	7.378	66.545	1:09.019
16	132	Suzanne BUIST	Mini Cooper S	SLS-F	6	1:09.988	8.828	65.166	1:10.444
17	358	Stavros COSTA	Peugeot 205 GTi	SLS-E	2	1:20.865	19.705	56.401	1:26.565

**Announcements**

Car No's 12 &amp; 27 - No working transponders - Please fix before next run.

Clerk of the Course :

Sig : Time :

Chief Timekeeper : Ian Sharp (SMART Timing)

 Results available at [www.mylaps.com](http://www.mylaps.com) and [www.smart-timing.co.uk](http://www.smart-timing.co.uk)

Printed: 19/09/2016 18:17:23

Orbits



# Super Lap Scotland - Round 6 AC

Super Lap Scotland

Knockhill 1.267 miles

Warm Up - Group 1

18/09/2016 09:15

Practice (15:00 Time) started at 9:15:34

Lap	Time of Day	Lap Tm	S1	S2	S3	SFSpd	S1Spd
<b>(67) Marshall WISHART</b>							
1	9:17:10.984	<b>1:20.578</b>	28.167	29.138	23.273	37.076	57.357
2	9:18:47.021	<b>1:36.037</b>	21.115	27.647	47.275	88.649	80.950
3	9:19:57.039	<b>1:10.018</b>	22.360	26.152	21.506	53.345	62.194
4	9:21:02.763	<b>1:05.724</b>	20.006	23.629	22.089	101.524	86.927
5	9:22:07.773	<b>1:05.010</b>	19.101	25.140	20.769	102.611	87.040
6	9:23:10.821	<b>1:03.048</b>	18.321	23.049	21.678	108.064	<b>89.358</b>
7	9:24:11.981	<b>1:01.160</b>	<b>18.199</b>	<b>22.720</b>	<b>20.241</b>	104.856	89.002

<b>(81) Ian PITMAN</b>							
1	9:17:27.196	<b>1:29.319</b>	29.628	36.423	23.268	46.473	39.638
2	9:18:33.361	<b>1:06.165</b>	20.349	24.664	21.152	99.566	81.639
3	9:19:40.620	<b>1:07.259</b>	19.647	26.430	21.182	106.015	78.397
4	9:20:43.105	<b>1:02.485</b>	18.084	23.800	<b>20.601</b>	<b>106.689</b>	<b>91.303</b>
5	9:21:45.063	<b>1:01.958</b>	18.069	23.056	20.833	105.681	90.198
6	9:22:46.599	<b>1:01.536</b>	<b>18.040</b>	<b>22.755</b>	20.741	105.349	90.198

<b>(48) Robert JOBSON</b>							
1	9:17:37.520	<b>1:34.390</b>	31.609	34.346	28.435	28.520	48.244
2	9:18:54.352	<b>1:16.832</b>	24.047	28.588	24.197	62.368	65.986
3	9:20:09.184	<b>1:14.832</b>	23.185	27.032	24.615	84.306	67.649
4	9:21:27.955	<b>1:18.771</b>	21.530	26.197	31.044	64.527	76.345
5	9:22:30.802	<b>1:02.847</b>	18.643	23.054	21.150	87.952	<b>89.957</b>
6	9:23:32.729	<b>1:01.927</b>	18.219	<b>22.714</b>	<b>20.994</b>	<b>106.859</b>	89.957

<b>(27) Paul WILSON</b>							
1	9:18:18.541	<b>1:04.383</b>					
2	9:19:21.260	<b>1:02.719</b>					
3	9:20:23.356	<b>1:02.096</b>					
4	9:21:26.166	<b>1:02.810</b>					
5	9:22:29.592	<b>1:03.426</b>					
6	9:23:36.522	<b>1:06.930</b>					

<b>(26) Kevin KENSETT</b>							
1	9:17:01.438	<b>1:18.118</b>	26.714	28.996	22.408	39.267	50.955
2	9:18:05.674	<b>1:04.236</b>	19.534	23.822	20.880	104.366	87.266
3	9:19:08.139	<b>1:02.465</b>	18.811	23.066	<b>20.588</b>	107.201	87.722
4	9:20:17.567	<b>1:09.428</b>	19.159	26.831	23.438	<b>108.413</b>	84.839
5	9:21:19.730	<b>1:02.163</b>	<b>18.471</b>	22.909	20.783	106.689	<b>88.649</b>
6	9:22:22.215	<b>1:02.485</b>	18.471	23.089	20.925	107.544	87.608
7	9:23:24.677	<b>1:02.462</b>	18.778	22.919	20.765	106.859	87.722
8	9:24:28.322	<b>1:03.645</b>	18.605	<b>22.720</b>	22.320	107.030	88.183

<b>(16) Martin KELMAN</b>							
1	9:17:03.913	<b>1:18.518</b>	26.869	28.790	22.859	37.616	58.763
2	9:18:08.113	<b>1:04.200</b>	18.933	23.755	21.512	105.349	<b>89.957</b>
3	9:19:11.907	<b>1:03.794</b>	18.660	23.575	21.559	106.689	89.836
4	9:20:18.512	<b>1:06.605</b>	18.810	24.609	23.186	106.689	86.479
5	9:21:21.951	<b>1:03.439</b>	19.010	23.185	21.244	<b>108.064</b>	89.477
6	9:22:27.461	<b>1:05.510</b>	18.661	25.094	21.755	107.717	89.957
7	9:23:29.887	<b>1:02.426</b>	<b>18.309</b>	22.896	<b>21.221</b>	106.520	88.532
8	9:24:32.504	<b>1:02.617</b>	18.459	<b>22.665</b>	21.493	106.689	88.068

<b>(54) Steven McNAB</b>							
1	9:16:56.992	<b>1:16.622</b>	25.252	28.596	22.774	40.353	72.706
2	9:18:01.597	<b>1:04.605</b>	19.519	23.828	21.258	101.678	86.257
3	9:19:05.422	<b>1:03.825</b>	19.048	23.406	21.371	105.349	85.270
4	9:20:16.881	<b>1:11.459</b>	<b>18.337</b>	29.575	23.547	106.183	87.722
5	9:21:19.478	<b>1:02.597</b>	18.395	<b>23.191</b>	<b>21.011</b>	106.015	<b>88.299</b>
6	9:22:34.322	<b>1:14.844</b>	18.978	26.240	29.626	107.201	77.224
7	9:23:46.822	<b>1:12.500</b>	22.903	28.227	21.370	79.136	71.239

<b>(41) Neil METHVEN</b>							
1	9:17:30.054	<b>1:28.833</b>	31.761	32.902	24.170	32.561	53.772
2	9:18:42.032	<b>1:11.978</b>	21.328	28.932	21.718	79.417	66.051
3	9:19:44.923	<b>1:02.891</b>	<b>18.275</b>	<b>23.686</b>	<b>20.930</b>	<b>105.349</b>	<b>88.767</b>
4	9:23:58.949	<b>4:14.026</b>	22.796	32.215	3:19.015	105.349	47.696

<b>(21) Scott ROBSON</b>							
1	9:17:08.844	<b>1:21.865</b>	29.153	29.501	23.211	37.261	56.967
2	9:18:13.883	<b>1:05.039</b>	19.348			99.714	87.837
3	9:19:17.314	<b>1:03.431</b>	18.618	23.468	<b>21.345</b>	104.856	89.002
4	9:20:21.330	<b>1:04.016</b>	<b>18.201</b>			105.020	90.077

Lap	Time of Day	Lap Tm	S1	S2	S3	SFSpd	S1Spd
5	9:21:25.601	<b>1:04.271</b>	19.442	<b>23.467</b>	21.362	99.125	<b>90.809</b>
6	9:22:31.618	<b>1:06.017</b>	18.524	23.713	23.780	104.692	90.442
7	9:23:44.263	<b>1:12.645</b>	21.698	29.387	21.560	78.672	69.758

<b>(38) Chris HISLOP</b>							
1	9:17:34.703	<b>1:27.348</b>	28.891	34.415	24.042	29.654	52.716
2	9:18:43.349	<b>1:08.646</b>	20.299	26.401	21.946	96.558	61.454
3	9:19:47.868	<b>1:04.519</b>	18.700	23.816	22.003	102.142	86.257
4	9:20:51.501	<b>1:03.633</b>	18.594	<b>23.375</b>	21.664	102.298	<b>86.927</b>
5	9:21:55.205	<b>1:03.704</b>	<b>18.401</b>	23.539	21.764	<b>103.402</b>	86.590
6	9:22:58.989	<b>1:03.784</b>	18.532	23.656	<b>21.596</b>	<b>101.987</b>	86.702
7	9:24:16.543	<b>1:17.554</b>	20.718	29.624	27.212	101.832	69.542

<b>(12) James McELENY</b>							
1	9:19:02.706	<b>1:18.311</b>					
2	9:20:11.251	<b>1:08.545</b>					
3	9:22:48.650	<b>2:37.399</b>					
4	9:23:54.003	<b>1:05.353</b>					

<b>(64) Andrew CAMERON</b>							
1	9:17:36.044	<b>1:26.991</b>					
2	9:18:44.597	<b>1:08.553</b>					
3	9:19:50.077	<b>1:05.480</b>					

<b>(93) Allister PHILLIPS</b>							
1	9:17:24.673	<b>1:28.389</b>	28.732	33.588	26.069	44.121	45.130
2	9:18:40.403	<b>1:15.730</b>	25.325	27.016	23.389	80.176	58.866
3	9:19:55.265	<b>1:14.862</b>	26.919	26.577	21.366	58.304	60.896
4	9:21:07.737	<b>1:12.472</b>	22.805	25.919	23.748	103.561	66.774
5	9:22:14.201	<b>1:06.464</b>	20.128	24.796	21.540	70.270	86.146
6	9:23:20.594	<b>1:06.393</b>	19.316	25.830	<b>21.247</b>	<b>104.043</b>	86.814
7	9:24:26.723	<b>1:06.129</b>	<b>18.400</b>	<b>24.500</b>	23.229	104.043	<b>87.266</b>

<b>(59) Simon McWILLIAM</b>							
1	9:17:22.579	<b>1:30.542</b>	30.066	34.309	26.167	34.861	48.244
2	9:18:31.514	<b>1:08.935</b>	20.671	25.200	23.064	96.005	85.270
3	9:19:37.872	<b>1:06.358</b>	19.977	<b>24.309</b>	<b>22.072</b>	100.914	85.487
4	9:20:46.938	<b>1:09.066</b>	19.823	26.750	22.493	102.142	85.925
5	9:22:02.159	<b>1:15.221</b>	<b>19.689</b>	25.858	29.674	<b>102.298</b>	<b>86.927</b>
6	9:23:11.049	<b>1:08.890</b>	20.926	24.690	23.274	73.342	84.839

<b>(53) Jamie GOUDIE</b>							
1	9:17:37.185	<b>1:26.731</b>	28.627	34.185	23.919	32.704	49.127
2	9:18:46.204	<b>1:09.019</b>	20.734	26.417	21.868	96.836	79.985
3	9:19:59.767	<b>1:13.563</b>	22.185	29.707	<b>21.671</b>	<b>101.987</b>	53.815
4	9:21:08.305	<b>1:08.538</b>	<b>20.232</b>	<b>25.743</b>	22.563	99.272	<b>80.950</b>

<b>(132) Suzanne BUIST</b>							
1	9:17:40.650	<b>1:27.908</b>	29.356	32.881	25.671	33.672	55.830
2	9:18:56.892	<b>1:16.242</b>	22.987	28.816	24.439	92.562	75.402
3	9:20:19.087	<b>1:22.195</b>	22.963	32.754	26.478	92.947	77.047
4	9:21:31.861	<b>1:12.774</b>	22.725	26.952	23.097	77.224	62.894
5	9:22:41.849	<b>1:09.988</b>	20.345	<b>26.557</b>	<b>23.086</b>	100.762	80.853
6	9:23:52.293	<b>1:10.444</b>	<b>20.111</b>	26.571	23.762	<b>101.066</b>	<b>83.157</b>

<b>(358) Stavros COSTA</b>							
1	9:17:41.051	<b>1:26.565</b>	28.976	32.952	<b>24.637</b>	34.503	56.77

**Super Lap Scotland - Round 6 AC**
**Sorted on best lap time**

Super Lap Scotland	Knockhill 1.267 miles
Warm Up - Group 2	18/09/2016 09:40
Practice (20:00 Time) started at 9:41:46	

Pos	No.	Name	Make/Model	Class Code	Laps	Best Tm	Diff	Best Speed	2nd Best
1	131	Keith COWIE	Seat Leon Supercopa	SLS-D	7	57.724		79.011	58.012
2	100	Paul TOUGH	BMW M3	SLS-D	7	58.450	0.726	78.030	58.696
3	25	Alastair MOWAT	BMW E46 M3	SLS-E	11	58.585	0.861	77.850	58.741
4	49	Alan TAIT	Subaru Impreza	SLS-D	7	59.245	1.521	76.983	1:00.032
5	5	Paul TOMLINSON	Subaru Impreza	SLS-D	11	59.778	2.054	76.296	1:00.214
6	45	Euan BEGBIE	Volkswagon Golf	SLS-D	11	1:00.049	2.325	75.952	1:00.564
7	33	Paul MARTIN	Mitsubishi Evo 8 MR	SLS-D	15	1:00.556	2.832	75.316	1:00.777
8	103	Stuart ROBERTSON	Renault Clio	SLS-D	9	1:00.582	2.858	75.284	1:00.596
9	77	Ian BONTHORNE	BMW M3	SLS-D	12	1:00.631	2.907	75.223	1:01.077
10	69	Adrian MILNE	Mitsubishi Evo VIII GSR	SLS-D	4	1:01.141	3.417	74.595	1:02.507
11	83	Fraser JAMIESON	Renault Clio 172 Ph1	SLS-E	12	1:02.232	4.508	73.288	1:02.355
12	44	Steven JEFFERIES	Mitsubishi Evo VI	SLS-D	6	1:02.286	4.562	73.224	1:05.748
13	13	Lewis SKENE	Renault Megane RS	SLS-E	15	1:02.457	4.733	73.024	1:02.555
14	43	Stuart BUCHAN	Renault Clio 172 Cup	SLS-E	13	1:02.477	4.753	73.000	1:02.527
15	3	Fred WALTON	Subaru Prodrive Impreza	SLS-D	3	1:05.361	7.637	69.779	1:07.740
16	42	Alex MILNE	Audi TTRS Plus	SLS-D	11	1:09.797	12.073	65.344	1:12.227
17	78	David RYBOWSKI	Subaru Impreza WRX	SLS-D	1	1:23.111	25.387	54.876	

 Clerk of the Course : \_\_\_\_\_ Orbits

Sig : \_\_\_\_\_ Time : \_\_\_\_\_

Chief Timekeeper : Ian Sharp (SMART Timing)

 Results available at [www.mylaps.com](http://www.mylaps.com) and [www.smart-timing.co.uk](http://www.smart-timing.co.uk)

Printed: 19/09/2016 18:17:42





# Super Lap Scotland - Round 6 AC

## Super Lap Scotland

Knockhill 1.267 miles

### Warm Up - Group 2

18/09/2016 09:40

### Practice (20:00 Time) started at 9:41:46

Lap	Time of Day	Lap Tm	S1	S2	S3	SFSpd	S1Spd
<b>(131) Keith COWIE</b>							
1	9:44:01.680	<b>1:29.488</b>	29.395	33.499	26.594	35.357	53.133
2	9:45:14.251	<b>1:12.571</b>	23.353	29.105	20.113	62.484	79.700
3	9:46:15.264	<b>1:01.013</b>	16.981	24.192	19.840	121.133	104.529
4	9:47:13.943	<b>58.679</b>	<b>16.623</b>	22.814	19.242	122.014	<b>105.681</b>
5	9:48:12.107	<b>58.164</b>	16.679	22.435	19.050	122.683	104.856
6	9:49:10.119	<b>58.012</b>	16.625	22.362	<b>19.025</b>	123.360	104.692
7	9:50:07.843	<b>57.724</b>	16.692	<b>21.882</b>	19.150	<b>123.587</b>	104.204

<b>(100) Paul TOUGH</b>							
1	9:43:47.676	<b>1:22.049</b>	26.268	32.735	23.046	40.820	61.850
2	9:44:53.439	<b>1:05.763</b>	18.342	25.568	21.853	97.117	97.967
3	9:45:53.675	<b>1:00.236</b>	17.834	22.865	19.537	115.504	101.066
4	9:46:52.125	<b>58.450</b>	<b>16.886</b>	22.222	<b>19.342</b>	118.985	100.914
5	9:48:01.097	<b>1:08.972</b>	19.345	26.712	22.915	<b>120.265</b>	81.146
6	9:49:15.522	<b>1:14.425</b>	25.471	28.964	19.990	92.181	<b>47.763</b>
7	9:50:14.218	<b>58.696</b>	17.063	<b>22.174</b>	19.459	119.835	<b>101.218</b>

<b>(25) Alastair MOWAT</b>							
1	9:43:42.740	<b>1:21.155</b>	23.636	32.674	24.845	34.432	84.732
2	9:44:44.644	<b>1:01.904</b>	17.847	23.912	20.145	111.660	95.323
3	9:45:45.051	<b>1:00.407</b>	17.238	22.989	20.180	116.709	96.836
4	9:46:44.371	<b>59.320</b>	17.243	22.394	<b>19.683</b>	115.107	96.836
5	9:47:43.488	<b>59.117</b>	17.127	22.231	19.759	<b>117.526</b>	97.257
6	9:48:42.883	<b>59.395</b>	17.209	22.421	19.765	116.304	96.697
7	9:53:12.041	<b>4:29.158</b>	18.696	24.105	3:46.357	116.103	82.240
8	9:54:25.853	<b>1:13.812</b>	25.471	28.322	20.019	35.525	56.919
9	9:55:24.967	<b>59.114</b>	17.107	21.892	20.115	116.912	<b>98.111</b>
10	9:56:23.552	<b>58.585</b>	<b>17.079</b>	21.802	19.704	115.504	96.836
11	9:57:22.293	<b>58.741</b>	17.202	<b>21.768</b>	19.771	117.321	97.399

<b>(49) Alan TAIT</b>							
1	9:43:45.884	<b>1:28.839</b>	26.134	33.042	29.663	36.079	63.369
2	9:44:55.852	<b>1:09.968</b>	23.149	26.353	20.466	60.841	69.470
3	9:45:58.071	<b>1:02.219</b>	18.327	24.218	<b>19.674</b>	114.910	98.543
4	9:46:57.316	<b>59.245</b>	<b>16.992</b>	<b>22.470</b>	19.983	<b>119.409</b>	<b>100.011</b>
5	9:48:13.122	<b>1:15.806</b>	20.218	27.799	27.789	116.912	69.326
6	9:49:25.222	<b>1:12.100</b>	23.323	28.431	20.346	71.164	67.377
7	9:50:25.254	<b>1:00.032</b>	17.072	23.154	19.806	118.565	98.833

<b>(5) Paul TOMLINSON</b>							
1	9:43:38.821	<b>1:24.915</b>	26.280	33.814	24.821	40.647	53.858
2	9:44:42.355	<b>1:03.534</b>	18.786	24.287	20.461	107.544	93.857
3	9:45:47.437	<b>1:05.082</b>	17.545	24.133	23.404	117.733	96.005
4	9:46:48.985	<b>1:01.548</b>	18.517	22.856	20.175	115.903	93.465
5	9:47:49.708	<b>1:00.723</b>	17.651	<b>22.600</b>	20.472	118.775	97.257
6	9:48:53.123	<b>1:03.415</b>	17.616	23.516	22.283	118.147	96.558
7	9:50:08.804	<b>1:15.681</b>	21.485	29.061	25.135	79.985	72.081
8	9:51:24.759	<b>1:15.955</b>	22.173	32.024	21.758	84.946	63.549
9	9:52:24.537	<b>59.778</b>	<b>17.178</b>	22.677	<b>19.923</b>	118.147	<b>97.824</b>
10	9:53:24.751	<b>1:00.214</b>	17.379	22.655	20.180	<b>119.621</b>	97.257
11	9:54:36.800	<b>1:12.049</b>	18.132	28.985	24.932	118.775	84.518

<b>(45) Euan BEGBIE</b>							
1	9:43:32.244	<b>1:24.469</b>	26.941			35.829	
2	9:44:35.983	<b>1:03.739</b>	18.330			111.474	99.863
3	9:45:37.113	<b>1:01.130</b>	17.441			120.915	100.611
4	9:46:41.242	<b>1:04.129</b>	17.580	23.042	23.507	<b>121.352</b>	101.066
5	9:47:43.676	<b>1:02.434</b>	17.408	23.070	21.956	117.321	
6	9:49:09.641	<b>1:25.965</b>	24.807			76.870	53.091
7	9:50:29.893	<b>1:20.252</b>	25.366			61.454	65.471
8	9:51:30.759	<b>1:00.866</b>	17.487			120.915	
9	9:52:31.323	<b>1:00.564</b>	17.214			120.915	<b>101.218</b>
10	9:53:31.372	<b>1:00.049</b>	<b>17.177</b>	<b>22.415</b>	<b>20.457</b>	120.915	100.310
11	9:54:54.817	<b>1:23.445</b>	23.212			119.409	64.901

<b>(33) Paul MARTIN</b>							
1	9:43:51.684	<b>1:22.779</b>	25.646	34.631	22.502	43.747	60.294
2	9:45:00.026	<b>1:08.342</b>	19.194	28.071	21.077	113.357	63.429
3	9:46:01.315	<b>1:01.289</b>	17.315	23.696	20.278	115.703	<b>97.824</b>
4	9:47:05.800	<b>1:04.485</b>	19.182	25.230	20.073	114.714	70.196
5	9:48:07.001	<b>1:01.201</b>	<b>17.206</b>	23.601	20.394	<b>117.940</b>	97.257
6	9:49:17.600	<b>1:10.599</b>	17.339	24.147	29.113	115.107	97.257

<b>(103) Stuart ROBERTSON</b>							
7	9:50:42.049	<b>1:24.449</b>	28.150	33.734	22.565	71.467	55.187
8	9:51:43.638	<b>1:01.589</b>	17.522	23.460	20.607	117.526	94.919
9	9:52:57.126	<b>1:13.488</b>	21.976	29.375	22.137	98.833	69.758
10	9:53:57.903	<b>1:00.777</b>	18.316	22.560	<b>19.901</b>	106.859	93.205
11	9:55:24.323	<b>1:26.420</b>	26.100	30.759	29.561	113.935	52.305
12	9:56:40.730	<b>1:16.407</b>	26.365	28.663	21.379	42.963	72.864
13	9:57:54.558	<b>1:13.828</b>	21.283	31.339	21.206	114.129	69.254
14	9:59:10.029	<b>1:15.471</b>	19.615	33.304	22.552	117.733	56.871
15	10:00:10.585	<b>1:00.556</b>	17.994	<b>22.510</b>	20.052	115.305	95.731

<b>(77) Ian BONTHORNE</b>							
1	9:43:20.355	<b>1:21.661</b>	27.501	31.977	22.183	37.765	62.426
2	9:44:22.696	<b>1:02.341</b>	18.473	23.249	20.619	109.474	96.005
3	9:45:24.727	<b>1:02.031</b>	18.368	23.119	20.544	<b>113.935</b>	93.595
4	9:46:25.974	<b>1:01.247</b>	17.947	22.928	20.372	111.474	97.257
5	9:49:18.082	<b>2:52.108</b>	18.962	26.163	2:06.983	112.976	78.214
6	9:50:25.653	<b>1:07.571</b>	22.212	23.099	22.260	46.027	94.518
7	9:51:27.740	<b>1:02.087</b>	18.662	22.817	20.608	85.487	96.281
8	9:52:28.336	<b>1:00.596</b>	<b>17.919</b>	<b>22.311</b>	20.366	112.786	97.117
9	9:53:28.918	<b>1:00.582</b>	18.084	22.416	<b>20.082</b>	112.786	<b>97.682</b>

<b>(69) Adrian MILNE</b>							
1	9:43:26.129	<b>1:21.667</b>	26.716	32.060	22.891	42.935	57.259
2	9:44:28.572	<b>1:02.443</b>	18.157	23.858	20.428	112.786	96.976
3	9:45:30.105	<b>1:01.533</b>	18.011	23.061	20.461	110.012	<b>98.254</b>
4	9:46:31.182	<b>1:01.077</b>	<b>17.100</b>	22.963	21.014	116.709	97.967
5	9:49:55.342	<b>3:24.160</b>	17.600	24.784	2:41.776	115.703	92.690
6	9:51:00.865	<b>1:05.523</b>	22.177	22.934	20.412	33.961	94.120
7	9:52:02.108	<b>1:01.243</b>	17.581	22.770	20.892	115.903	96.281
8	9:53:03.293	<b>1:01.185</b>	17.842	22.666	20.677	114.518	97.257
9	9:54:04.869	<b>1:01.576</b>	17.909	23.077	20.590	115.504	96.976
10	9:55:06.508	<b>1:01.639</b>	18.004	23.002	20.633	116.304	97.117
11	9:56:07.139	<b>1:00.631</b>	17.672	22.637	<b>20.322</b>	115.703	96.976
12	9:57:08.352	<b>1:01.213</b>	17.857	<b>22.606</b>	20.750	<b>117.116</b>	96.836

<b>(69) Adrian MILNE</b>							
1	9:49:31.552	<b>1:15.205</b>	22.271	30.224	22.710	46.441	74.234
2	9:50:34.059	<b>1:02.507</b>	17.638	25.046	<b>19.823</b>	113.935	93.988
3	9:51:35.200	<b>1:01.141</b>	<b>16.791</b>	24.286	20.064	118.985	<b>100.611</b>
4	9:56:33.331	<b>4:58.131</b>	17.111	<b>23.896</b>	4:17.124	<b>121.572</b>	93.595

<b>(83) Fraser JAMIESON</b>							
1	9:43:15.564	<b>1:18.546</b>	25.980	29.706	22.860	38.971	68.199
2	9:44:21.285	<b>1:05.721</b>	18.971	24.943	21.807	103.882	88.532
3	9:45:24.354	<b>1:03.069</b>	18.178	23.467	21.424	106.183	88.767
4	9:46:27.857	<b>1:03.503</b>	18.268	23.858	21.377	106.520	86.702
5	9:47:30.709	<b>1:02.8</b>					

**Super Lap Scotland - Round 6 AC**

Super Lap Scotland Knockhill 1.267 miles  
 Warm Up - Group 2 18/09/2016 09:40  
 Practice (20:00 Time) started at 9:41:46

Lap	Time of Day	Lap Tm	S1	S2	S3	SFSpd	S1Spd
11	9:55:27.884	<b>1:03.673</b>	18.731	23.786	21.156	<b>108.941</b>	78.032
12	9:56:30.341	<b>1:02.457</b>	18.444	23.037	<b>20.976</b>	108.764	87.952
13	9:57:32.896	<b>1:02.555</b>	<b>18.180</b>	<b>22.993</b>	21.382	108.764	87.266
14	9:58:36.257	<b>1:03.361</b>	18.392	23.459	21.510	107.717	87.608
15	9:59:48.235	<b>1:11.978</b>	20.603	25.995	25.380	94.252	77.224

(43) Stuart BUCHAN

1	9:43:23.359	<b>1:22.408</b>	27.761	31.714	22.933	41.095	72.470
2	9:44:27.992	<b>1:04.633</b>	18.763	24.163	21.707	106.859	91.303
3	9:45:32.323	<b>1:04.331</b>	18.406	24.473	21.452	107.890	91.179
4	9:46:35.208	<b>1:02.885</b>	18.225	22.937	21.723	<b>109.118</b>	91.055
5	9:47:53.592	<b>1:18.384</b>	23.695	27.656	27.033	108.588	48.383
6	9:49:03.215	<b>1:09.623</b>	23.164	25.462	<b>20.997</b>	81.343	69.041
7	9:50:13.545	<b>1:10.330</b>	20.120	28.654	21.556	109.118	72.864
8	9:51:16.072	<b>1:02.527</b>	18.166	22.947	21.414	109.118	<b>92.308</b>
9	9:52:19.142	<b>1:03.070</b>	18.665	22.904	21.501	105.349	91.055
10	9:56:30.263	<b>4:11.121</b>	20.337	23.996	3:26.788	102.926	89.716
11	9:57:37.680	<b>1:07.417</b>	21.019	24.530	21.868	47.527	89.120
12	9:58:45.029	<b>1:07.349</b>	19.509	26.005	21.835	108.238	84.412
13	9:59:47.506	<b>1:02.477</b>	<b>18.161</b>	<b>22.794</b>	21.522	107.544	91.055

(3) Fred WALTON

1	9:43:44.983	<b>1:21.918</b>	23.865	32.586	25.467	38.501	81.938
2	9:44:52.723	<b>1:07.740</b>	19.535	26.344	21.861	94.785	89.957
3	9:45:58.084	<b>1:05.361</b>	19.024	25.415	<b>20.922</b>	<b>110.922</b>	69.183

(42) Alex MILNE

1	9:43:40.869	<b>1:25.438</b>	26.112	33.439	25.887	41.373	63.429
2	9:44:54.948	<b>1:14.079</b>	21.086	27.932	25.061	93.205	82.240
3	9:46:09.153	<b>1:14.205</b>	22.624	28.221	23.360	88.416	70.343
4	9:47:21.481	<b>1:12.328</b>	20.122	28.625	23.581	95.323	<b>90.442</b>
5	9:48:33.708	<b>1:12.227</b>	20.106	26.402	25.719	94.651	85.706
6	9:49:43.505	<b>1:09.797</b>	20.812	<b>26.369</b>	<b>22.616</b>	79.795	82.849
7	9:53:14.423	<b>3:30.918</b>	19.055	26.612	2:45.251	<b>103.882</b>	89.957
8	9:54:31.110	<b>1:16.687</b>	25.134	28.786	22.767	43.520	65.343
9	9:55:43.708	<b>1:12.598</b>	<b>18.790</b>	27.823	25.985	96.836	90.198
10	9:57:03.037	<b>1:19.329</b>	22.780	30.126	26.423	77.941	74.813
11	9:58:19.138	<b>1:16.101</b>	22.498	28.363	25.240	77.671	74.897

(78) David RYBOWSKI

1	9:43:35.129	<b>1:23.111</b>	<b>26.185</b>	<b>34.663</b>	<b>22.263</b>	35.172	<b>66.974</b>
---	-------------	-----------------	---------------	---------------	---------------	--------	---------------

**Super Lap Scotland - Round 6 AC**

Sorted on best lap time

Super Lap Scotland Knockhill 1.267 miles  
 Warm Up - Group 3 18/09/2016 10:05  
 Practice (20:00 Time) started at 10:05:36

Pos	No.	Name	Make/Model	Class Code	Laps	Best Tm	Diff	Best Speed	2nd Best
1	79	Eric HOLMES	Mitsubishi Evo	SLS-P	7	54.932		83.027	56.681
2	34	Blair McCONACHIE	Caterham Superlight R	SLS-C	17	55.262	0.330	82.531	55.375
3	32	John STEVENSON	Subaru Impreza	SLS-A	7	55.394	0.462	82.335	56.894
4	20	Hamish GORDON	Ultima GTR	SLS-P	9	55.961	1.029	81.500	57.871
5	46	George RIGBY	Subaru Impreza Spec-C	SLS-C	6	56.200	1.268	81.154	58.342
6	29	Archie BAIN	Subaru Impreza Type RA	SLS-A	11	56.398	1.466	80.869	58.368
7	51	Colin DORWARD	Mitsubishi Evo 5	SLS-A	8	56.489	1.557	80.739	57.100
8	888	Andrew BARBOUR	Subaru Legacy GL	SLS-P	13	56.758	1.826	80.356	57.072
9	7	David LONG	Caterham R400	SLS-B	12	56.886	1.954	80.175	57.247
10	63	Martyn HENRY	Vauxhall Astra VXR	SLS-C	14	57.917	2.985	78.748	57.920
11	37	Steven HUNTER	Mitsubishi Evo 7	SLS-P	14	58.701	3.769	77.696	59.011
12	62	Paul RANKIN	Subaru Impreza RB320	SLS-P	4	59.634	4.702	76.481	1:05.637
13	55	Fiona KINDNESS	Subaru Impreza STi Type R	SLS-B	2	59.815	4.883	76.249	1:18.139
14	76	Robbie WYPER	Mitsubishi Evo 8	SLS-C	9	59.847	4.915	76.208	1:00.738
15	89	Steven EYRE	Subaru Impreza STi	SLS-C	15	1:00.814	5.882	74.997	1:00.987
16	11	Matty LAWSON	Mitsubishi	SLS-P	13	1:01.108	6.176	74.636	1:02.392

Clerk of the Course :

Sig : Time :

Chief Timekeeper : Ian Sharp (SMART Timing)

Results available at [www.mylaps.com](http://www.mylaps.com) and [www.smart-timing.co.uk](http://www.smart-timing.co.uk)

Printed: 19/09/2016 18:17:58







# Super Lap Scotland - Round 6 AC

## Super Lap Scotland

Knockhill 1.267 miles

### Warm Up - Group 3

18/09/2016 10:05

### Practice (20:00 Time) started at 10:05:33

Lap	Time of Day	Lap Tm	S1	S2	S3	SFSpd	S1Spd
(79) Eric HOLMES							
1	10:07:01.378	<b>1:18.251</b>	25.670	29.564	23.017	41.553	71.089
2	10:08:07.253	<b>1:05.875</b>	21.622	24.059	20.194	100.161	83.780
3	10:09:09.783	<b>1:02.530</b>	17.607	24.535	20.388	101.218	101.371
4	10:10:06.464	<b>56.681</b>	16.504	21.540	18.637	122.908	114.714
5	10:11:01.396	<b>54.932</b>	<b>15.923</b>	<b>20.765</b>	<b>18.244</b>	136.675	<b>118.565</b>
6	10:14:35.049	<b>3:33.653</b>	20.424	28.328	2:44.901	<b>136.954</b>	66.246
7	10:15:52.431	<b>1:17.382</b>	21.482	28.647	27.253	51.032	87.494

Lap	Time of Day	Lap Tm	S1	S2	S3	SFSpd	S1Spd
(34) Blair McCONACHIE							
1	10:07:22.115	<b>1:18.864</b>	24.653	32.452	21.759	40.451	82.645
2	10:08:26.854	<b>1:04.739</b>	17.234	26.354	21.151	115.703	94.252
3	10:09:25.067	<b>58.213</b>	16.298	22.213	19.702	119.196	103.561
4	10:10:26.513	<b>1:01.446</b>	16.521	24.447	20.478	119.409	103.721
5	10:11:24.906	<b>58.393</b>	17.987	21.409	18.997	120.480	102.454
6	10:12:20.489	<b>55.583</b>	16.349	20.707	18.527	118.985	101.832
7	10:13:16.833	<b>56.344</b>	16.925	20.749	18.670	<b>122.236</b>	102.454
8	10:14:12.827	<b>55.994</b>	16.546	20.754	18.694	120.697	104.204
9	10:16:35.642	<b>2:22.815</b>	16.400	21.456	1:44.959	120.049	103.084
10	10:18:43.335	<b>2:07.693</b>				49.562	
11	10:19:45.940	<b>1:02.605</b>		22.961	20.568	51.741	101.832
12	10:20:42.513	<b>56.573</b>	17.358	20.737	<b>18.478</b>	111.660	102.926
13	10:21:42.885	<b>1:00.372</b>	<b>15.931</b>	23.538	20.903	120.697	103.242
14	10:22:38.147	<b>55.262</b>	16.003	<b>20.628</b>	18.631	120.049	104.204
15	10:23:33.522	<b>55.375</b>	16.010	20.750	18.615	120.697	<b>104.529</b>
16	10:24:29.307	<b>55.785</b>	16.131	20.929	18.725	120.480	103.402
17	10:25:26.746	<b>57.439</b>	17.547	20.879	19.013	120.265	104.366

Lap	Time of Day	Lap Tm	S1	S2	S3	SFSpd	S1Spd
(32) John STEVENSON							
1	10:07:03.266	<b>1:17.514</b>	23.964	29.930	23.620	55.553	74.316
2	10:08:06.129	<b>1:02.863</b>	17.771	24.328	20.764	114.129	100.914
3	10:09:06.152	<b>1:00.023</b>	17.047	23.190	19.786	122.683	99.566
4	10:12:51.138	<b>3:44.986</b>	24.626	24.482	2:55.878	95.053	51.423
5	10:13:56.770	<b>1:05.632</b>	17.943	28.012	19.677	46.249	100.914
6	10:14:53.664	<b>56.894</b>	16.395	21.991	18.508	125.201	117.940
7	10:15:49.058	<b>55.394</b>	<b>15.579</b>	<b>21.363</b>	<b>18.452</b>	<b>139.227</b>	<b>120.049</b>

Lap	Time of Day	Lap Tm	S1	S2	S3	SFSpd	S1Spd
(20) Hamish GORDON							
1	10:07:32.205	<b>1:16.682</b>	24.705	29.263	22.714	46.154	78.857
2	10:08:40.030	<b>1:07.825</b>	18.918	28.221	20.686	101.371	92.435
3	10:09:40.392	<b>1:00.362</b>	18.007	22.850	19.505	112.033	104.692
4	10:10:42.583	<b>1:02.191</b>	16.709	24.866	20.616	129.802	108.238
5	10:11:48.814	<b>1:06.231</b>	17.434	25.526	23.271	112.597	107.372
6	10:12:46.685	<b>57.871</b>	17.627	21.589	18.655	107.030	<b>110.739</b>
7	10:13:47.244	<b>1:00.559</b>	18.123	22.533	19.903	125.670	107.890
8	10:14:43.205	<b>55.961</b>	16.147	<b>21.174</b>	<b>18.640</b>	128.313	109.653
9	10:15:44.171	<b>1:00.966</b>	<b>15.805</b>	22.860	22.301	<b>130.306</b>	109.118

Lap	Time of Day	Lap Tm	S1	S2	S3	SFSpd	S1Spd
(46) George RIGBY							
1	10:07:19.932	<b>1:19.227</b>	25.759	32.354	21.114	35.209	81.146
2	10:08:18.274	<b>58.342</b>	16.403	22.225	19.714	127.098	109.296
3	10:09:37.328	<b>1:19.054</b>	18.256	40.514	20.284	125.905	77.941
4	10:10:33.528	<b>56.200</b>	<b>16.291</b>	<b>21.401</b>	<b>18.508</b>	<b>131.070</b>	<b>112.408</b>
5	10:14:18.771	<b>3:45.243</b>	20.678	27.404	2:57.161	122.014	77.224
6	10:15:45.967	<b>1:27.196</b>	27.057	33.763	26.376	43.073	59.126

Lap	Time of Day	Lap Tm	S1	S2	S3	SFSpd	S1Spd
(29) Archie BAIN							
1	10:07:12.728	<b>1:21.608</b>	26.532	30.535	24.541	42.419	80.950
2	10:08:24.373	<b>1:11.645</b>	20.044	30.553	21.048	100.460	90.564
3	10:09:24.086	<b>59.713</b>	17.050	23.399	19.264	133.415	107.544
4	10:10:22.454	<b>58.368</b>	16.377	22.958	19.033	127.824	<b>114.129</b>
5	10:13:50.287	<b>3:27.833</b>	19.423	29.468	2:38.942	136.954	74.152
6	10:15:04.443	<b>1:14.156</b>	22.383	31.478	20.295	50.457	62.079
7	10:16:03.047	<b>58.604</b>	16.338	22.778	19.488	137.798	106.183
8	10:18:28.715	<b>2:25.668</b>	16.132	<b>21.668</b>	1:47.868	133.415	111.660
9	10:19:35.445	<b>1:06.730</b>	20.135	26.868	19.727	48.699	90.198
10	10:20:31.843	<b>56.398</b>	<b>16.051</b>	21.910	<b>18.437</b>	135.025	112.976
11	10:21:55.700	<b>1:23.857</b>	22.089	37.513	24.255	<b>139.808</b>	54.032

Lap	Time of Day	Lap Tm	S1	S2	S3	SFSpd	S1Spd
(51) Colin DORWARD							
1	10:08:54.253	<b>1:13.061</b>	21.405	29.473	22.183	39.244	79.043
2	10:09:59.397	<b>1:05.144</b>	18.422	26.380	20.342	111.290	84.518
3	10:10:55.886	<b>56.489</b>	16.026	<b>22.093</b>	18.370	140.099	118.985

Lap	Time of Day	Lap Tm	S1	S2	S3	SFSpd	S1Spd
(888) Andrew BARBOUR							
1	10:07:29.865	<b>1:17.936</b>	25.803	28.363	23.770	46.667	75.487
2	10:08:44.248	<b>1:14.383</b>	19.530	31.529	23.324	96.976	89.596
3	10:09:44.784	<b>1:00.536</b>	17.635	23.555	19.346	117.526	105.020
4	10:10:50.625	<b>1:05.841</b>	16.979	26.918	21.944	124.968	119.835
5	10:11:48.210	<b>57.585</b>	16.568	21.965	19.052	132.362	120.480
6	10:12:45.363	<b>57.153</b>	16.392	<b>21.351</b>	19.410	132.102	121.133
7	10:18:52.622	<b>6:07.259</b>	23.322	32.718	5:11.219	112.220	58.001
8	10:20:10.317	<b>1:17.695</b>	25.640	28.459	23.596	39.898	76.259
9	10:21:14.929	<b>1:04.612</b>	19.062	24.758	20.792	97.540	89.002
10	10:22:18.089	<b>1:03.160</b>	18.934	23.784	20.442	96.558	96.558
11	10:23:23.872	<b>1:05.783</b>	19.725	27.031	19.027	113.166	59.757
12	10:24:20.944	<b>57.072</b>	16.619	22.079	<b>18.374</b>	131.326	<b>122.236</b>
13	10:25:17.702	<b>56.758</b>	<b>16.077</b>	21.644	19.037	<b>134.215</b>	122.014

Lap	Time of Day	Lap Tm	S1	S2	S3	SFSpd	S1Spd
(7) David LONG							
1	10:10:33.080	<b>1:15.933</b>	24.262	28.192	23.479	44.918	69.686
2	10:11:51.141	<b>1:18.061</b>	21.922	29.525	26.614	95.595	73.826
3	10:13:09.137	<b>1:17.996</b>	24.439	31.147	22.410	77.047	61.398
4	10:14:13.414	<b>1:04.277</b>	17.456	24.734	22.087	118.985	105.681
5	10:15:16.353	<b>1:02.939</b>	17.566	24.647	20.726	107.201	106.859
6	10:16:18.628	<b>1:02.275</b>	17.702	24.159	20.414	122.236	105.020
7	10:18:35.353	<b>2:16.725</b>	16.838			127.339	105.020
8	10:19:39.807	<b>1:04.454</b>	19.884	24.165	20.405	51.463	93.726
9	10:20:37.054	<b>57.247</b>	16.369	22.119	18.759	127.581	108.064
10	10:21:43.312	<b>1:06.258</b>	18.329	25.975	21.954	127.581	86.368
11	10:22:41.139	<b>57.827</b>	16.294	22.458	19.075	115.903	105.184
12	10:23:38.025	<b>56.886</b>	<b>16.107</b>	<b>22.030</b>	<b>18.749</b>	<b>128.559</b>	<b>110.012</b>


Lap	Time of Day	Lap Tm	S1	S2	S3	SFSpd	S1Spd
(63) Martyn HENRY							
1	10:07:24.010	<b>1:16.427</b>	24.385	30.311	21.731	38.151	86.146
2	10:08:27.392	<b>1:03.382</b>	18.223	24.467	20.692	112.408	96.419
3	10:09:29.048	<b>1:01.656</b>	17.696	24.493	19.467	<b>121.572</b>	<b>97.540</b>
4	10:10:32.027	<b>1:02.979</b>	17.565	23.960	21.454	119.196	96.697
5	10:11:36.248	<b>1:04.221</b>	18.043	24.053	22.125	100.011	92.690
6	10:12:34.424	<b>58.176</b>	17.543	21.390	19.243	113.935	96.976
7	10:13:32.377	<b>57.953</b>	<b>17.221</b>	21.494	19.238	118.147	96.697
8	10:14:31.195	<b>54.818</b>	20.723	28.517	4:59.578	115.305	65.407
9	10:20						



# Super Lap Scotland - Round 6 AC

Super Lap Scotland Knockhill 1.267 miles  
 Warm Up - Group 3 18/09/2016 10:05  
 Practice (20:00 Time) started at 10:05:33

Lap	Time of Day	Lap Tm	S1	S2	S3	SFSpd	S1Spd
1	10:06:59.339	<b>1:18.139</b>	26.031	29.964	22.144	37.344	72.943
2	10:07:59.154	<b>59.815</b>	<b>16.850</b>	<b>23.638</b>	<b>19.327</b>	<b>121.352</b>	<b>99.419</b>
<b>(76) Robbie WYPER</b>							
1	10:07:09.366	<b>1:20.446</b>	23.867	31.988	24.591	49.271	70.565
2	10:08:21.998	<b>1:12.632</b>	19.991	27.878	24.763	71.773	79.043
3	10:09:34.272	<b>1:12.274</b>	20.248	27.115	24.911	108.941	67.513
4	10:10:41.862	<b>1:07.590</b>	19.531	27.070	20.989	88.416	69.254
5	10:11:41.709	<b>59.847</b>	16.847	<b>23.461</b>	<b>19.539</b>	<b>125.905</b>	102.926
6	10:12:43.404	<b>1:01.695</b>	17.207	23.609	20.879	125.201	103.402
7	10:13:48.300	<b>1:04.896</b>	17.314	25.226	22.356	106.183	102.611
8	10:14:57.610	<b>1:09.310</b>	20.829	25.639	22.842	88.068	77.761
9	10:15:58.348	<b>1:00.738</b>	<b>16.477</b>	24.149	20.112	124.968	<b>103.721</b>
<b>(89) Steven EYRE</b>							
1	10:06:59.946	<b>1:21.270</b>	23.178	32.062	26.030	42.446	87.380
2	10:08:04.553	<b>1:04.607</b>	18.868	24.769	20.970	106.183	101.987
3	10:09:10.296	<b>1:05.743</b>	18.256	25.973	21.514	119.835	79.985
4	10:10:15.449	<b>1:05.153</b>	19.401	24.838	20.914	100.611	97.967
5	10:11:17.653	<b>1:02.204</b>	17.940	23.792	20.472	120.265	100.310
6	10:12:19.460	<b>1:01.807</b>	18.178	23.414	20.215	119.196	102.142
7	10:13:21.627	<b>1:02.167</b>	18.013	23.764	20.390	120.049	85.706
8	10:14:22.754	<b>1:01.127</b>	17.671	23.401	20.055	120.049	101.524
9	10:18:40.401	<b>4:17.647</b>	17.949	31.343	3:28.355	110.922	89.477
10	10:19:45.141	<b>1:04.740</b>	21.120	<b>22.884</b>	20.736	46.313	<b>102.298</b>
11	10:20:47.612	<b>1:02.471</b>	18.430	23.893	20.148	118.356	91.677
12	10:21:48.622	<b>1:01.010</b>	<b>17.665</b>	23.096	20.249	<b>120.480</b>	100.914
13	10:22:49.609	<b>1:00.987</b>	17.830	23.070	20.087	120.265	100.762
14	10:23:50.423	<b>1:00.814</b>	17.862	22.978	<b>19.974</b>	119.621	102.142
15	10:25:13.306	<b>1:22.883</b>	22.232	30.636	30.015	110.556	63.912
<b>(11) Matty LAWSON</b>							
1	10:07:28.002	<b>1:18.517</b>	25.214	29.865	23.438	39.359	76.432
2	10:08:45.141	<b>1:17.139</b>	21.160	33.554	22.425		54.338
3	10:09:47.562	<b>1:02.421</b>	17.926	24.389	20.106	114.323	99.566
4	10:10:51.933	<b>1:04.371</b>	17.995	25.311	21.065	112.220	90.564
5	10:11:53.041	<b>1:01.108</b>	17.895	23.183	<b>20.030</b>	<b>124.044</b>	101.218
6	10:13:14.457	<b>1:21.416</b>	21.315	31.522	28.579	118.147	59.178
7	10:18:53.943	<b>5:39.486</b>	25.508	28.626	4:45.352	69.758	55.278
8	10:20:11.347	<b>1:17.404</b>	25.460	28.446	23.498	40.944	77.224
9	10:21:16.644	<b>1:05.297</b>	19.219	24.967	21.111	99.863	87.494
10	10:22:19.036	<b>1:02.392</b>	18.318	24.044	20.030	106.351	97.257
11	10:23:26.352	<b>1:07.316</b>	20.530	26.649	20.137	108.413	67.310
12	10:24:29.891	<b>1:03.539</b>	<b>17.486</b>	<b>22.818</b>	23.235	115.703	<b>102.768</b>
13	10:25:47.595	<b>1:17.704</b>	23.723	28.804	25.177	81.540	61.007



Clerk of the Course :

Sig : Time :  
 Chief Timekeeper : Ian Sharp (SMART Timing)  
 Results available at [www.mylaps.com](http://www.mylaps.com) and [www.smart-timing.co.uk](http://www.smart-timing.co.uk)



**Super Lap Scotland - Round 6 AC**
**Sorted on best lap time**
**Super Lap Scotland**
**Knockhill 1.267 miles**
**Warm Up - Group 1**
**18/09/2016 09:15**
**Practice started at 9:15:34**

Pos	No.	Name	Make/Model	Class Code	Laps	Best Tm	Diff	Best Speed	2nd Best
1	79	Eric HOLMES	Mitsubishi Evo	SLS-P	7	54.932		83.027	56.681
2	34	Blair McCONACHIE	Caterham Superlight R	SLS-C	17	55.262	0.330	82.531	55.375
3	32	John STEVENSON	Subaru Impreza	SLS-A	7	55.394	0.462	82.335	56.894
4	20	Hamish GORDON	Ultima GTR	SLS-P	9	55.961	1.029	81.500	57.871
5	46	George RIGBY	Subaru Impreza Spec-C	SLS-C	6	56.200	1.268	81.154	58.342
6	29	Archie BAIN	Subaru Impreza Type RA	SLS-A	11	56.398	1.466	80.869	58.368
7	51	Colin DORWARD	Mitsubishi Evo 5	SLS-A	8	56.489	1.557	80.739	57.100
8	888	Andrew BARBOUR	Subaru Legacy GL	SLS-P	13	56.758	1.826	80.356	57.072
9	7	David LONG	Caterham R400	SLS-B	12	56.886	1.954	80.175	57.247
10	131	Keith COWIE	Seat Leon Supercopa	SLS-D	7	57.724	2.792	79.011	58.012
11	63	Martyn HENRY	Vauxhall Astra VXR	SLS-C	14	57.917	2.985	78.748	57.920
12	100	Paul TOUGH	BMW M3	SLS-D	7	58.450	3.518	78.030	58.696
13	25	Alastair MOWAT	BMW E46 M3	SLS-E	11	58.585	3.653	77.850	58.741
14	37	Steven HUNTER	Mitsubishi Evo 7	SLS-P	14	58.701	3.769	77.696	59.011
15	49	Alan TAIT	Subaru Impreza	SLS-D	7	59.245	4.313	76.983	1:00.032
16	62	Paul RANKIN	Subaru Impreza RB320	SLS-P	4	59.634	4.702	76.481	1:05.637
17	5	Paul TOMLINSON	Subaru Impreza	SLS-D	11	59.778	4.846	76.296	1:00.214
18	55	Fiona KINDNESS	Subaru Impreza STi Type R	SLS-B	2	59.815	4.883	76.249	1:18.139
19	76	Robbie WYPER	Mitsubishi Evo 8	SLS-C	9	59.847	4.915	76.208	1:00.738
20	45	Euan BEGBIE	Volkswagon Golf	SLS-D	11	1:00.049	5.117	75.952	1:00.564
21	33	Paul MARTIN	Mitsubishi Evo 8 MR	SLS-D	15	1:00.556	5.624	75.316	1:00.777
22	103	Stuart ROBERTSON	Renault Clio	SLS-D	9	1:00.582	5.650	75.284	1:00.596
23	77	Ian BONTHORNE	BMW M3	SLS-D	12	1:00.631	5.699	75.223	1:01.077
24	89	Steven EYRE	Subaru Impreza STi	SLS-C	15	1:00.814	5.882	74.997	1:00.987
25	11	Matty LAWSON	Mitsubishi	SLS-P	13	1:01.108	6.176	74.636	1:02.392
26	69	Adrian MILNE	Mitsubishi Evo VIII GSR	SLS-D	4	1:01.141	6.209	74.595	1:02.507
27	67	Marshall WISHART	Mazda RX8	SLS-F	7	1:01.160	6.228	74.572	1:03.048
28	81	Ian PITMAN	Subaru Impreza	SLS-F	6	1:01.536	6.604	74.117	1:01.958
29	48	Robert JOBSON	Audi A3 3.2	SLS-F	6	1:01.927	6.995	73.649	1:02.847
30	27	Paul WILSON	Renault Clio Cup	SLS-E	6	1:02.096	7.164	73.448	1:02.719
31	26	Kevin KENSETT	Peugeot 106	SLS-E	8	1:02.163	7.231	73.369	1:02.462
32	83	Fraser JAMIESON	Renault Clio 172 Ph1	SLS-E	12	1:02.232	7.300	73.288	1:02.355
33	44	Steven JEFFERIES	Mitsubishi Evo VI	SLS-D	6	1:02.286	7.354	73.224	1:05.748
34	16	Martin KELMAN	Renault Clio 172 Cup	SLS-E	8	1:02.426	7.494	73.060	1:02.617
35	13	Lewis SKENE	Renault Megane RS	SLS-E	15	1:02.457	7.525	73.024	1:02.555
36	43	Stuart BUCHAN	Renault Clio 172 Cup	SLS-E	13	1:02.477	7.545	73.000	1:02.527
37	54	Steven McNAB	Renault Clio	SLS-F	7	1:02.597	7.665	72.860	1:03.825
38	41	Neil METHVEN	Renault Clio 182	SLS-F	4	1:02.891	7.959	72.520	1:11.978
39	21	Scott ROBSON	Lotus Elise	SLS-F	7	1:03.431	8.499	71.902	1:04.016
40	38	Chris HISLOP	Renault Clio 197	SLS-F	7	1:03.633	8.701	71.674	1:03.704
41	12	James McELENY	Subaru Impreza	SLS-E	3	1:05.353	10.421	69.788	1:18.311
42	3	Fred WALTON	Subaru Prodrive Impreza	SLS-D	3	1:05.361	10.429	69.779	1:07.740
43	64	Andrew CAMERON	Porsche 911 Carrera	SLS-E	3	1:05.480	10.548	69.652	1:08.553

Clerk of the Course :

Sig : Time :

Chief Timekeeper : Ian Sharp (SMART Timing)

 Results available at [www.mylaps.com](http://www.mylaps.com) and [www.smart-timing.co.uk](http://www.smart-timing.co.uk)

Printed: 19/09/2016 17:59:58

Orbits





# Super Lap Scotland - Round 6 AC

Sorted on best lap time

Super Lap Scotland Knockhill 1.267 miles

Warm Up - Group 1 18/09/2016 09:15

Practice started at 9:15:34

Pos	No.	Name	Make/Model	Class Code	Laps	Best Tm	Diff	Best Speed	2nd Best
44	93	Allister PHILLIPS	Honda Prelude Si VTEC	SLS-F	7	1:06.129	11.197	68.969	1:06.393
45	59	Simon McWILLIAM	Renault Clio 172 Cup	SLS-F	6	1:06.358	11.426	68.731	1:08.890
46	53	Jamie GOUDIE	Mazda MX5	SLS-F	4	1:08.538	13.606	66.545	1:09.019
47	42	Alex MILNE	Audi TTRS Plus	SLS-D	11	1:09.797	14.865	65.344	1:12.227
48	132	Suzanne BUIST	Mini Cooper S	SLS-F	6	1:09.988	15.056	65.166	1:10.444
49	358	Stavros COSTA	Peugeot 205 GTi	SLS-E	2	1:20.865	25.933	56.401	1:26.565
50	78	David RYBOWSKI	Subaru Impreza WRX	SLS-D	2	1:23.111	28.179	54.876	19:44.129

Clerk of the Course :

Sig : Time :  
 Chief Timekeeper : Ian Sharp (SMART Timing)  
 Results available at [www.mylaps.com](http://www.mylaps.com) and [www.smart-timing.co.uk](http://www.smart-timing.co.uk)





**Super Lap Scotland - Round 6 AC**
**Sorted on best lap time**

Super Lap Scotland

Knockhill 1.267 miles

Warm Up - Group 1

18/09/2016 09:15

Practice started at 9:15:34

Pos	No.	Name	Make/Model	Class Code	Laps	Best Tm	Diff	Best Speed	2nd Best
<b>Super Lap Scotland (A)</b>									
1	32	John STEVENSON	Subaru Impreza	SLS-A	7	55.394		82.335	56.894
2	29	Archie BAIN	Subaru Impreza Type RA	SLS-A	11	56.398	1.004	80.869	58.368
3	51	Colin DORWARD	Mitsubishi Evo 5	SLS-A	8	56.489	1.095	80.739	57.100
<b>Super Lap Scotland (B)</b>									
1	7	David LONG	Caterham R400	SLS-B	12	56.886		80.175	57.247
2	55	Fiona KINDNESS	Subaru Impreza STi Type R	SLS-B	2	59.815	2.929	76.249	1:18.139
<b>Super Lap Scotland (C)</b>									
1	34	Blair McCONACHIE	Caterham Superlight R	SLS-C	17	55.262		82.531	55.375
2	46	George RIGBY	Subaru Impreza Spec-C	SLS-C	6	56.200	0.938	81.154	58.342
3	63	Martyn HENRY	Vauxhall Astra VXR	SLS-C	14	57.917	2.655	78.748	57.920
4	76	Robbie WYPER	Mitsubishi Evo 8	SLS-C	9	59.847	4.585	76.208	1:00.738
5	89	Steven EYRE	Subaru Impreza STi	SLS-C	15	1:00.814	5.552	74.997	1:00.987
<b>Super Lap Scotland (D)</b>									
1	131	Keith COWIE	Seat Leon Supercopa	SLS-D	7	57.724		79.011	58.012
2	100	Paul TOUGH	BMW M3	SLS-D	7	58.450	0.726	78.030	58.696
3	49	Alan TAIT	Subaru Impreza	SLS-D	7	59.245	1.521	76.983	1:00.032
4	5	Paul TOMLINSON	Subaru Impreza	SLS-D	11	59.778	2.054	76.296	1:00.214
5	45	Euan BEGBIE	Volkswagon Golf	SLS-D	11	1:00.049	2.325	75.952	1:00.564
6	33	Paul MARTIN	Mitsubishi Evo 8 MR	SLS-D	15	1:00.556	2.832	75.316	1:00.777
7	103	Stuart ROBERTSON	Renault Clio	SLS-D	9	1:00.582	2.858	75.284	1:00.596
8	77	Ian BONTHORNE	BMW M3	SLS-D	12	1:00.631	2.907	75.223	1:01.077
9	69	Adrian MILNE	Mitsubishi Evo VIII GSR	SLS-D	4	1:01.141	3.417	74.595	1:02.507
10	44	Steven JEFFERIES	Mitsubishi Evo VI	SLS-D	6	1:02.286	4.562	73.224	1:05.748
11	3	Fred WALTON	Subaru Prodrive Impreza	SLS-D	3	1:05.361	7.637	69.779	1:07.740
12	42	Alex MILNE	Audi TTRS Plus	SLS-D	11	1:09.797	12.073	65.344	1:12.227
13	78	David RYBOWSKI	Subaru Impreza WRX	SLS-D	2	1:23.111	25.387	54.876	19:44.129
<b>Super Lap Scotland (E)</b>									
1	25	Alastair MOWAT	BMW E46 M3	SLS-E	11	58.585		77.850	58.741
2	27	Paul WILSON	Renault Clio Cup	SLS-E	6	1:02.096	3.511	73.448	1:02.719
3	26	Kevin KENSETT	Peugeot 106	SLS-E	8	1:02.163	3.578	73.369	1:02.462
4	83	Fraser JAMIESON	Renault Clio 172 Ph1	SLS-E	12	1:02.232	3.647	73.288	1:02.355
5	16	Martin KELMAN	Renault Clio 172 Cup	SLS-E	8	1:02.426	3.841	73.060	1:02.617
6	13	Lewis SKENE	Renault Megane RS	SLS-E	15	1:02.457	3.872	73.024	1:02.555
7	43	Stuart BUCHAN	Renault Clio 172 Cup	SLS-E	13	1:02.477	3.892	73.000	1:02.527
8	12	James McELENY	Subaru Impreza	SLS-E	3	1:05.353	6.768	69.788	1:18.311
9	64	Andrew CAMERON	Porsche 911 Carrera	SLS-E	3	1:05.480	6.895	69.652	1:08.553
10	358	Stavros COSTA	Peugeot 205 GTi	SLS-E	2	1:20.865	22.280	56.401	1:26.565

Clerk of the Course :

Orbits

Sig : Time :

Chief Timekeeper : Ian Sharp (SMART Timing)

 Results available at [www.mylaps.com](http://www.mylaps.com) and [www.smart-timing.co.uk](http://www.smart-timing.co.uk)




**Super Lap Scotland - Round 6 AC**

Sorted on best lap time

Super Lap Scotland	Knockhill 1.267 miles
Warm Up - Group 1	18/09/2016 09:15
Practice started at 9:15:34	

Pos	No.	Name	Make/Model	Class Code	Laps	Best Tm	Diff	Best Speed	2nd Best
<b>Super Lap Scotland (F)</b>									
1	67	Marshall WISHART	Mazda RX8	SLS-F	7	1:01.160		74.572	1:03.048
2	81	Ian PITMAN	Subaru Impreza	SLS-F	6	1:01.536	0.376	74.117	1:01.958
3	48	Robert JOBSON	Audi A3 3.2	SLS-F	6	1:01.927	0.767	73.649	1:02.847
4	54	Steven McNAB	Renault Clio	SLS-F	7	1:02.597	1.437	72.860	1:03.825
5	41	Neil METHVEN	Renault Clio 182	SLS-F	4	1:02.891	1.731	72.520	1:11.978
6	21	Scott ROBSON	Lotus Elise	SLS-F	7	1:03.431	2.271	71.902	1:04.016
7	38	Chris HISLOP	Renault Clio 197	SLS-F	7	1:03.633	2.473	71.674	1:03.704
8	93	Allister PHILLIPS	Honda Prelude Si VTEC	SLS-F	7	1:06.129	4.969	68.969	1:06.393
9	59	Simon McWILLIAM	Renault Clio 172 Cup	SLS-F	6	1:06.358	5.198	68.731	1:08.890
10	53	Jamie GOUDIE	Mazda MX5	SLS-F	4	1:08.538	7.378	66.545	1:09.019
11	132	Suzanne BUIST	Mini Cooper S	SLS-F	6	1:09.988	8.828	65.166	1:10.444

<b>Super Lap Scotland (Pro)</b>									
1	79	Eric HOLMES	Mitsubishi Evo	SLS-P	7	54.932		83.027	56.681
2	20	Hamish GORDON	Ultima GTR	SLS-P	9	55.961	1.029	81.500	57.871
3	888	Andrew BARBOUR	Subaru Legacy GL	SLS-P	13	56.758	1.826	80.356	57.072
4	37	Steven HUNTER	Mitsubishi Evo 7	SLS-P	14	58.701	3.769	77.696	59.011
5	62	Paul RANKIN	Subaru Impreza RB320	SLS-P	4	59.634	4.702	76.481	1:05.637
6	11	Matty LAWSON	Mitsubishi	SLS-P	13	1:01.108	6.176	74.636	1:02.392

Clerk of the Course :

Sig : Time :

Chief Timekeeper : Ian Sharp (SMART Timing)

Results available at [www.mylaps.com](http://www.mylaps.com) and [www.smart-timing.co.uk](http://www.smart-timing.co.uk)

Printed: 19/09/2016 18:02:50





# Super Lap Scotland - Round 6 AC

Sorted on best lap time

Super Lap Scotland Knockhill 1.267 miles

Practice - Group 1 18/09/2016 10:55

Practice (20:00 Time) started at 10:55:16

Pos	No.	Name	Make/Model	Class Code	Laps	Best Tm	Diff	Best Speed	2nd Best
1	81	Ian PITMAN	Subaru Impreza	SLS-F	9	1:00.491		75.397	1:01.026
2	67	Marshall WISHART	Mazda RX8	SLS-F	7	1:01.044	0.553	74.714	1:08.289
3	21	Scott ROBSON	Lotus Elise	SLS-F	14	1:01.084	0.593	74.665	1:01.110
4	93	Allister PHILLIPS	Honda Prelude Si VTEC	SLS-F	15	1:01.269	0.778	74.440	1:01.681
5	26	Kevin KENSETT	Peugeot 106	SLS-E	11	1:01.417	0.926	74.260	1:01.605
6	27	Paul WILSON	Renault Clio Cup	SLS-E	12	1:01.835	1.344	73.758	1:02.344
7	41	Neil METHVEN	Renault Clio 182	SLS-F	6	1:01.947	1.456	73.625	1:02.159
8	64	Andrew CAMERON	Porsche 911 Carrera	SLS-E	7	1:01.993	1.502	73.570	1:02.175
9	16	Martin KELMAN	Renault Clio 172 Cup	SLS-E	17	1:02.308	1.817	73.198	1:02.382
10	38	Chris HISLOP	Renault Clio 197	SLS-F	16	1:02.638	2.147	72.813	1:02.702
11	54	Steven McNAB	Renault Clio	SLS-F	13	1:02.684	2.193	72.759	1:02.862
12	12	James McELENY	Subaru Impreza	SLS-E	4	1:02.837	2.346	72.582	1:04.537
13	358	Stavros COSTA	Peugeot 205 GTi	SLS-E	9	1:05.054	4.563	70.109	1:05.138
14	53	Jamie GOUDIE	Mazda MX5	SLS-F	3	1:05.280	4.789	69.866	1:07.663
15	59	Simon McWILLIAM	Renault Clio 172 Cup	SLS-F	13	1:05.516	5.025	69.614	1:06.023
16	132	Suzanne BUIST	Mini Cooper S	SLS-F	8	1:06.600	6.109	68.481	1:07.562

**Super Lap Scotland - Round 6 AC**

**Super Lap Scotland** **Knockhill 1.267 miles**  
**Practice - Group 1** **18/09/2016 10:55**  
**Practice (20:00 Time) started at 10:55:04**

Lap	Time of Day	Lap Tm	S1	S2	S3	SFSpd	S1Spd
<b>(81) Ian PITMAN</b>							
1	10:57:03.306	<b>1:30.178</b>	30.563	34.329	25.286	34.609	43.605
2	10:58:16.952	<b>1:13.646</b>	25.455	27.051	21.140	71.089	52.062
3	10:59:17.443	<b>1:00.491</b>	<b>17.776</b>	<b>22.427</b>	<b>20.288</b>	<b>106.351</b>	<b>91.928</b>
4	11:00:18.732	<b>1:01.289</b>	17.966	22.666	20.657	106.183	90.809
5	11:01:19.758	<b>1:01.026</b>	18.075	22.565	20.386	104.366	89.120
6	11:02:46.755	<b>1:26.997</b>	22.837	32.018	32.142	104.529	56.583
7	11:04:12.196	<b>1:25.441</b>	26.219	37.643	21.579	49.199	54.294
8	11:05:15.545	<b>1:03.349</b>	18.917	22.536	21.896	102.768	89.716
9	11:06:21.287	<b>1:05.742</b>	21.487	23.351	20.904	82.341	78.214

<b>(67) Marshall WISHART</b>							
1	10:56:52.839	<b>1:26.019</b>	32.684	30.183	23.152	33.807	44.413
2	10:58:01.128	<b>1:08.289</b>	18.986	22.843	26.460	103.084	<b>87.494</b>
3	11:01:02.725	<b>3:01.597</b>	2:13.664	26.334	21.599	36.671	60.512
4	11:05:43.274	<b>4:40.549</b>	19.336	23.633	3:57.580	100.310	85.596
5	11:06:54.867	<b>1:11.593</b>	22.667	27.135	21.791	47.459	78.488
6	11:07:55.911	<b>1:01.044</b>	<b>18.472</b>	<b>22.108</b>	<b>20.464</b>	<b>105.515</b>	86.814
7	11:10:05.413	<b>2:09.502</b>	1:20.504	25.677	23.321	86.702	59.387

<b>(21) Scott ROBSON</b>							
1	10:56:36.574	<b>1:27.014</b>	30.699	34.412	21.903	36.392	47.493
2	10:57:38.823	<b>1:02.249</b>	18.460	23.048	20.741	102.142	89.002
3	10:58:40.390	<b>1:01.567</b>	18.123	22.752	20.692	104.529	89.477
4	10:59:42.267	<b>1:01.877</b>	18.036	22.492	21.349	104.856	89.120
5	11:00:44.521	<b>1:02.254</b>	18.083	22.988	21.183	101.832	89.002
6	11:01:47.609	<b>1:03.088</b>	18.270	23.347	21.471	103.882	89.596
7	11:02:48.768	<b>1:01.159</b>	17.994	22.508	<b>20.657</b>	103.721	89.836
8	11:05:19.978	<b>2:31.210</b>	21.560	30.033	1:39.617	103.242	61.567
9	11:06:27.796	<b>1:07.818</b>	22.356	24.503	20.959	40.770	81.739
10	11:07:29.236	<b>1:01.440</b>	18.047	22.604	20.789	104.692	<b>90.442</b>
11	11:08:30.320	<b>1:01.084</b>	<b>17.950</b>	22.471	20.663	104.692	90.077
12	11:09:31.702	<b>1:01.382</b>	18.208	22.468	20.706	<b>105.184</b>	88.884
13	11:10:34.476	<b>1:02.774</b>	17.966	23.539	21.269	105.020	90.198
14	11:11:37.004	<b>1:02.528</b>	18.213	22.576	21.739	103.561	89.358
15	11:12:38.114	<b>1:01.110</b>	17.980	<b>22.398</b>	20.732	104.204	90.198

<b>(93) Allister PHILLIPS</b>							
1	10:56:57.098	<b>1:27.147</b>	31.514	33.531	22.102	32.624	42.100
2	10:58:02.569	<b>1:05.471</b>	19.992	24.043	21.436	96.005	85.596
3	10:59:04.568	<b>1:01.999</b>	18.265	22.977	20.757	104.692	88.416
4	11:00:16.309	<b>1:11.741</b>	21.849	27.865	22.027	105.184	57.308
5	11:01:18.039	<b>1:01.730</b>	18.077	22.911	20.742	104.529	88.068
6	11:02:33.074	<b>1:15.035</b>	21.443	30.110	23.482	105.184	61.850
7	11:03:43.168	<b>1:10.094</b>	21.210	27.009	21.875	83.989	75.487
8	11:04:44.849	<b>1:01.681</b>	18.075	22.837	20.769	104.204	88.299
9	11:05:51.109	<b>1:06.260</b>	18.968	25.912	21.380	105.020	78.305
10	11:06:59.877	<b>1:08.768</b>	20.351	27.294	21.123	105.349	78.032
11	11:08:01.568	<b>1:01.691</b>	17.934	22.921	20.836	104.692	87.722
12	11:09:08.690	<b>1:07.122</b>	19.927	25.854	21.341	104.204	76.694
13	11:10:09.959	<b>1:01.269</b>	<b>17.925</b>	<b>22.806</b>	<b>20.538</b>	105.020	<b>88.532</b>
14	11:11:27.142	<b>1:17.183</b>	21.969	26.628	28.586	<b>106.015</b>	69.041
15	11:12:50.939	<b>1:23.797</b>	22.958	36.076	24.763	77.402	68.130

<b>(26) Kevin KENSETT</b>							
1	10:56:37.958	<b>1:27.190</b>	30.030	35.593	21.567	40.671	43.919
2	10:57:41.759	<b>1:03.801</b>	19.167	23.626	21.008	105.848	87.380
3	10:58:44.063	<b>1:02.304</b>	19.041	22.681	20.582	106.351	87.608
4	10:59:45.688	<b>1:01.625</b>	18.449	22.597	<b>20.579</b>	107.030	87.837
5	11:00:49.502	<b>1:03.814</b>	18.507	23.198	22.109	<b>107.890</b>	87.494
6	11:03:33.427	<b>2:43.925</b>	18.453	24.015	2:01.457	106.183	88.299
7	11:04:39.854	<b>1:06.427</b>	22.267	23.228	20.932	40.451	86.814
8	11:05:41.459	<b>1:01.605</b>	18.413	<b>22.435</b>	20.757	106.015	87.952
9	11:06:42.876	<b>1:01.417</b>	18.344			107.201	<b>88.416</b>
10	11:07:44.898	<b>1:02.022</b>	<b>18.266</b>	22.866	20.890	107.030	88.299
11	11:08:47.096	<b>1:02.198</b>	18.367	22.703	21.128	106.015	88.299
12	11:09:49.110	<b>1:02.014</b>	18.291	22.570	21.153	106.351	88.068

<b>(27) Paul WILSON</b>							
1	10:57:01.575	<b>1:25.959</b>	29.308	34.699	21.952	40.647	42.744
2	10:58:05.284	<b>1:03.709</b>	19.258	23.244	21.207	103.561	85.596
3	10:59:07.894	<b>1:02.610</b>	18.745	22.787	21.078	105.349	85.815
4	11:00:10.238	<b>1:02.344</b>	18.538	22.741	21.065	104.856	87.040

Lap	Time of Day	Lap Tm	S1	S2	S3	SFSpd	S1Spd
5	11:01:12.073	<b>1:01.835</b>	<b>18.389</b>	<b>22.418</b>	21.028	104.692	86.479
6	11:02:16.124	<b>1:04.051</b>	18.656	23.791	21.604	104.856	86.590
7	11:03:18.481	<b>1:02.357</b>	18.592	22.753	<b>21.012</b>	104.529	86.368
8	11:04:22.945	<b>1:04.464</b>	18.947	23.081	22.436	104.856	86.814
9	11:05:34.118	<b>1:11.173</b>	22.149	27.340	21.684	70.640	66.641
10	11:06:36.500	<b>1:02.382</b>	18.709	22.513	21.160	105.020	86.814
11	11:07:38.987	<b>1:02.487</b>	18.869	22.554	21.064	104.692	86.590
12	11:08:48.641	<b>1:09.654</b>	21.323	27.090	21.241	97.399	78.032
<b>(41) Neil METHVEN</b>							
1	10:56:49.530	<b>1:28.106</b>	32.485	31.968	23.653	24.555	65.027
2	10:57:52.106	<b>1:02.576</b>	18.462	23.059	21.055	102.142	87.952
3	10:58:54.265	<b>1:02.159</b>	<b>18.358</b>	22.846	20.955	104.366	<b>88.299</b>
4	11:03:44.428	<b>4:50.163</b>	26.823	35.596	3:47.744	104.692	52.510
5	11:04:56.023	<b>1:11.595</b>	24.859	25.834	20.902	42.259	73.262
6	11:05:57.970	<b>1:01.947</b>	18.429	<b>22.811</b>	<b>20.707</b>	<b>105.184</b>	88.299

<b>(64) Andrew CAMERON</b>							
1	10:56:54.765	<b>1:31.462</b>	33.383				26.662
2	10:57:59.475	<b>1:04.710</b>	<b>20.121</b>				73.826
3	10:59:01.755	<b>1:02.280</b>					103.242
4	11:00:03.930	<b>1:02.175</b>					112.786
5	11:01:05.923	<b>1:01.993</b>					110.193
6	11:02:09.202	<b>1:03.279</b>					109.653
7	11:03:11.832	<b>1:02.630</b>					<b>113.357</b>

<b>(16) Martin KELMAN</b>							
1	10:56:40.134	<b>1:27.151</b>	29.164	35.357	22.630	39.969	47.426
2	10:57:44.748	<b>1:04.614</b>	19.338	23.814	21.462	105.681	87.722
3	10:58:47.702	<b>1:02.954</b>	18.645	22.966	21.343	107.201	87.952
4	10:59:51.622	<b>1:03.920</b>	18.553	23.770	21.597	106.689	89.002
5	11:00:54.614	<b>1:02.992</b>	18.540	23.143	21.309	106.015	88.767
6	11:01:57.511	<b>1:02.897</b>	18.488	23.081	21.328	107.030	89.477
7	11:03:00.498	<b>1:02.987</b>	18.443	23.134	21.410	106.351	89.358
8	11:04:03.428	<b>1:02.930</b>	18.393	23.290	21.247	106.520	87.837
9	11:05:05.810	<b>1:02.382</b>	18.394	22.798	<b>21.190</b>	<b>107.372</b>	<b>90.077</b>
10	11:06:08.371	<b>1:02.561</b>	18.611	22.727	21.223	106.520	90.077
11	11:07:11.056	<b>1:02.685</b>	18.596	22.719	21.370	106.183	89.120
12	11:08:14.039	<b>1:02.983</b>	18.516	22.916	21.551	106.689	87.722
13	11:09:16.692	<b>1:02.653</b>	18.291	23.065	21.297	106.689	88.416
14	11:10:20.059	<b>1:03.367</b>	18.527	23.229	21.611	107.030	87.837
15	11:11:22.367	<b>1:02.308</b>	<b>18.193</b>	22.752	21.363	106.520	87.952
16	11:12:38.914	<b>1:16.547</b>	21.433	29.253	25.861	106.183	81.540
17	11:13:56.283	<b>1:17.369</b>	23.735	31.241	22.393	84.946	57.554
18	11:14:58.773	<b>1:</b>					

**Super Lap Scotland - Round 6 AC**

**Super Lap Scotland** Knockhill 1.267 miles  
**Practice - Group 1** 18/09/2016 10:55  
**Practice (20:00 Time) started at 10:55:04**

Lap	Time of Day	Lap Tm	S1	S2	S3	SFSpd	S1Spd
10	11:07:50.235	1:03.175	18.616	23.278	21.281	107.030	87.266
11	11:08:53.097	1:02.862	18.526	23.271	21.065	107.030	88.532
12	11:09:56.197	1:03.100	18.597	23.109	21.394	107.890	88.299
13	11:11:10.491	1:14.294	21.720	31.280	21.294	107.372	62.835
14	11:12:13.431	1:02.940	18.588	23.237	21.115	107.717	88.767

(12) James McELENY

1	10:57:19.886	1:31.397	27.828	35.668	27.901	33.354	60.676
2	10:58:24.865	1:04.979	19.393	24.063	21.523	82.849	91.677
3	10:59:29.402	1:04.537	19.698	23.448	21.391	109.296	94.919
4	11:00:32.239	1:02.837	18.400	23.404	21.033	107.890	92.181

(358) Stavros COSTA

1	10:57:21.729	1:26.243	25.915	33.592	26.736	31.865	56.967
2	10:58:29.462	1:07.733	20.551	24.712	22.470	94.518	86.927
3	10:59:35.572	1:06.110	18.784	24.850	22.476	102.298	89.836
4	11:00:44.631	1:09.059	20.004	25.625	23.430	104.204	89.596
5	11:01:51.063	1:06.432	19.611	24.364	22.457	95.188	87.837
6	11:02:56.117	1:05.054	19.157	23.743	22.154	103.242	88.884
7	11:04:01.255	1:05.138	18.522	24.118	22.498	103.242	90.198
8	11:05:09.787	1:08.532	18.774	27.390	22.368	103.242	89.002
9	11:06:18.374	1:08.587	18.751	24.025	25.811	103.561	89.358

(53) Jamie GOUDIE

1	10:56:59.051	1:27.143	30.316	33.738	23.089	34.556	41.196
2	10:58:04.331	1:05.280	19.505	24.388	21.387	97.117	84.412
3	10:59:11.994	1:07.663	21.418	24.244	22.001	100.914	77.761

(59) Simon McWILLIAM

1	10:57:23.746	1:44.052	30.038	40.526	33.488	35.080	46.313
2	10:58:35.241	1:11.495	23.422	25.850	22.223	65.535	68.199
3	10:59:42.231	1:06.990	19.650	24.286	23.054	102.298	87.380
4	11:00:49.945	1:07.714	20.356	24.395	22.963	88.767	86.479
5	11:01:57.905	1:07.960	20.133	24.736	23.091	96.697	85.815
6	11:03:04.757	1:06.852	19.581	24.310	22.961	96.976	86.702
7	11:04:10.273	1:05.516	19.678	24.091	21.747	101.524	85.925
8	11:05:36.293	1:26.020	24.676	34.328	27.016	102.926	50.916
9	11:06:55.268	1:18.975	20.927	30.499	27.549	69.542	85.270
10	11:08:08.455	1:13.187	23.251	26.825	23.111	71.013	61.230
11	11:09:14.478	1:06.023	18.913	24.662	22.448	101.832	86.590
12	11:10:20.518	1:06.040	19.026	24.403	22.611	102.454	85.815
13	11:11:45.902	1:25.384	25.342	27.917	32.125	72.081	75.828

(132) Suzanne BUIST

1	10:57:10.563	1:32.615	29.010	37.926	25.679	37.241	48.770
2	10:58:23.804	1:13.241	21.836	27.697	23.708	92.181	74.070
3	10:59:34.257	1:10.453	21.461	26.140	22.852	101.066	77.851
4	11:00:41.819	1:07.562	19.979	25.462	22.121	104.204	84.946
5	11:01:59.171	1:17.352	22.627	26.841	27.884	104.366	61.007
6	11:03:12.083	1:12.912	22.470	26.683	23.759	72.627	80.368
7	11:04:20.912	1:08.829	20.316	25.882	22.631	93.076	82.951
8	11:05:27.512	1:06.600	19.701	24.786	22.113	105.184	85.596

**Super Lap Scotland - Round 6 AC**

Sorted on best lap time

Super Lap Scotland Knockhill 1.267 miles  
 Practice - Group 2 18/09/2016 11:20  
 Practice started at 11:19:31

Pos	No.	Name	Make/Model	Class Code	Laps	Best Tm	Diff	Best Speed	2nd Best
1	131	Keith COWIE	Seat Leon Supercopa	SLS-D	13	57.246		79.671	57.246
2	100	Paul TOUGH	BMW M3	SLS-D	7	57.820	0.574	78.880	57.968
3	25	Alastair MOWAT	BMW E46 M3	SLS-E	16	58.390	1.144	78.110	58.516
4	49	Alan TAIT	Subaru Impreza	SLS-D	14	59.263	2.017	76.959	1:00.362
5	33	Paul MARTIN	Mitsubishi Evo 8 MR	SLS-D	12	59.372	2.126	76.818	59.830
6	45	Euan BEGBIE	Volkswagon Golf	SLS-D	5	59.778	2.532	76.296	1:00.170
7	77	Ian BONTHORNE	BMW M3	SLS-D	12	59.883	2.637	76.163	59.941
8	69	Adrian MILNE	Mitsubishi Evo VIII GSR	SLS-D	3	59.933	2.687	76.099	1:06.735
9	5	Paul TOMLINSON	Subaru Impreza	SLS-D	11	1:00.286	3.040	75.653	1:00.787
10	103	Stuart ROBERTSON	Renault Clio	SLS-D	10	1:00.389	3.143	75.524	1:00.671
11	83	Fraser JAMIESON	Renault Clio 172 Ph1	SLS-E	14	1:01.938	4.692	73.636	1:01.972
12	43	Stuart BUCHAN	Renault Clio 172 Cup	SLS-E	12	1:02.448	5.202	73.034	1:02.487
13	13	Lewis SKENE	Renault Megane RS	SLS-E	6	1:02.797	5.551	72.628	1:03.436
14	42	Alex MILNE	Audi TTRS Plus	SLS-D	13	1:03.434	6.188	71.899	1:03.565
15	3	Fred WALTON	Subaru Prodrive Impreza	SLS-D	1	1:18.100	20.854	58.397	
16	78	David RYBOWSKI	Subaru Impreza WRX	SLS-D				-	

Clerk of the Course : \_\_\_\_\_ Orbits





# Super Lap Scotland - Round 6 AC

## Super Lap Scotland

Knockhill 1.267 miles

### Practice - Group 2

18/09/2016 11:20

Practice (20:00 Time) started at 11:19:29

Lap	Time of Day	Lap Tm	S1	S2	S3	SFSpd	S1Spd
<b>(131) Keith COWIE</b>							
1	11:21:49.934	<b>1:16.185</b>	25.407	29.626	21.152	42.339	78.950
2	11:22:56.710	<b>1:06.776</b>	18.225	27.929	20.622	115.903	101.987
3	11:23:58.965	<b>1:02.255</b>	17.574	25.229	19.452	121.133	102.142
4	11:24:56.563	<b>57.598</b>	16.920	21.747	<b>18.931</b>	122.683	<b>104.856</b>
5	11:25:54.075	<b>57.512</b>	16.728	21.528	19.256	123.587	103.882
6	11:26:51.321	<b>57.246</b>	<b>16.609</b>	21.521	19.116	121.792	103.402
7	11:29:11.614	<b>2:20.293</b>	18.255	25.758	1:36.280	123.133	93.076
8	11:30:17.306	<b>1:05.692</b>	20.702	25.613	19.377	46.281	89.239
9	11:31:15.084	<b>57.778</b>	16.994	21.689	19.095	122.908	103.242
10	11:32:12.330	<b>57.246</b>	16.811	<b>21.413</b>	19.022	122.459	103.721
11	11:34:41.545	<b>2:29.215</b>	16.837	25.331	1:47.047	<b>123.815</b>	92.690
12	11:35:53.115	<b>1:11.570</b>	22.115	26.621	22.834	41.760	86.590
13	11:37:04.049	<b>1:10.934</b>	20.308	26.265	24.361	93.335	91.179

<b>(100) Paul TOUGH</b>							
1	11:21:37.931	<b>1:14.813</b>	24.477	30.007	20.329	49.163	61.062
2	11:22:39.546	<b>1:01.615</b>	17.338	24.405	19.872	114.910	98.688
3	11:23:37.514	<b>57.968</b>	17.244	21.528	<b>19.196</b>	118.775	<b>101.371</b>
4	11:24:35.485	<b>57.971</b>	16.901	21.642	19.428	<b>120.265</b>	101.218
5	11:25:33.305	<b>57.820</b>	16.737	21.705	19.378	118.565	100.762
6	11:26:32.154	<b>58.849</b>	<b>16.697</b>	<b>21.476</b>	20.676	118.775	101.371
7	11:27:30.245	<b>58.091</b>	16.805	21.852	19.434	115.703	100.914

<b>(25) Alastair MOWAT</b>							
1	11:21:31.537	<b>1:11.439</b>	23.817	26.924	20.698	49.091	66.116
2	11:22:33.073	<b>1:01.536</b>	17.508	23.444	20.584	113.935	96.143
3	11:23:31.749	<b>58.676</b>	17.149	21.807	19.720	115.107	96.281
4	11:24:30.265	<b>58.516</b>	17.279	<b>21.588</b>	<b>19.649</b>	116.709	96.836
5	11:25:28.896	<b>58.631</b>	17.150	21.810	19.671	117.116	97.117
6	11:26:33.152	<b>1:04.256</b>	17.274	22.147	24.835	117.321	97.399
7	11:27:45.233	<b>1:12.081</b>	22.266	29.615	20.200	73.989	62.426
8	11:28:43.816	<b>58.583</b>	17.166	21.729	19.688	117.526	97.257
9	11:29:50.696	<b>1:06.880</b>	21.020	25.878	19.982	117.321	54.515
10	11:30:49.086	<b>58.390</b>	<b>17.113</b>	21.626	19.651	117.733	<b>97.540</b>
11	11:31:48.103	<b>59.017</b>	17.341	21.813	19.863	115.903	96.419
12	11:32:58.607	<b>1:10.504</b>	19.586	26.396	24.522	117.116	67.175
13	11:34:21.252	<b>1:22.645</b>	29.935	30.983	21.727	74.813	62.484
14	11:35:20.305	<b>59.053</b>	17.156	22.043	19.854	117.116	97.540
15	11:36:19.477	<b>59.172</b>	17.271	22.132	19.769	<b>117.940</b>	97.540
16	11:37:41.848	<b>1:22.371</b>	21.197	33.696	27.478	116.912	58.203

<b>(49) Alan TAIT</b>							
1	11:21:01.062	<b>1:14.656</b>	24.718	27.794	22.144	39.175	57.752
2	11:22:08.917	<b>1:07.855</b>	17.436	25.909	24.510	117.940	97.682
3	11:23:25.212	<b>1:16.295</b>	23.399	31.522	21.374	82.039	62.426
4	11:24:36.556	<b>1:11.344</b>	<b>16.879</b>	25.442	29.023	119.409	101.066
5	11:25:54.488	<b>1:17.932</b>	23.818	27.766	26.348	64.156	64.776
6	11:27:08.169	<b>1:13.681</b>	24.868	28.516	20.297	71.239	63.912
7	11:28:08.531	<b>1:00.362</b>	16.915	<b>22.021</b>	21.426	119.409	<b>101.218</b>
8	11:33:05.426	<b>4:56.895</b>	21.239	28.365	4:07.291	114.129	62.835
9	11:34:14.108	<b>1:08.682</b>	22.040	26.144	20.498	37.532	76.782
10	11:35:13.371	<b>59.263</b>	16.974	22.577	<b>19.712</b>	117.940	101.218
11	11:36:31.383	<b>1:18.012</b>	19.809	30.503	27.700	117.321	68.477
12	11:37:50.028	<b>1:18.645</b>	22.995	32.665	22.985	75.317	65.792
13	11:39:08.400	<b>1:18.372</b>	20.488	29.616	28.268	<b>119.835</b>	69.326
14	11:40:22.667	<b>1:14.267</b>	24.149	28.545	21.573	68.617	60.186

<b>(33) Paul MARTIN</b>							
1	11:21:41.827	<b>1:15.723</b>	25.321	29.671	20.731	50.343	57.901
2	11:22:47.989	<b>1:06.162</b>	17.848	26.141	22.173	112.408	97.967
3	11:23:49.619	<b>1:01.630</b>	18.158	23.079	20.393	111.105	95.323
4	11:25:14.532	<b>1:24.913</b>	23.562	33.816	27.535	107.372	51.821
5	11:26:37.098	<b>1:22.566</b>	25.943	34.399	22.224	73.989	53.218
6	11:27:37.125	<b>1:00.027</b>	17.769	22.458	<b>19.800</b>	117.321	94.385
7	11:29:00.147	<b>1:23.022</b>	26.021	27.098	29.903	114.129	54.648
8	11:30:23.115	<b>1:22.968</b>	24.981	36.630	21.357	76.958	53.008
9	11:31:22.945	<b>59.830</b>	17.424	22.596	19.810	117.116	95.595
10	11:32:48.108	<b>1:25.163</b>	22.448	34.720	27.995	117.321	63.609
11	11:34:00.984	<b>1:12.876</b>	23.504	28.757	20.615	71.391	66.443
12	11:35:00.356	<b>59.372</b>	<b>17.362</b>	<b>22.087</b>	19.923	115.903	<b>98.111</b>

<b>(45) Euan BEGBIE</b>							
-------------------------	--	--	--	--	--	--	--

Lap	Time of Day	Lap Tm	S1	S2	S3	SFSpd	S1Spd
1	11:21:19.753	<b>1:19.285</b>	26.033	29.874	23.378	47.326	
2	11:22:20.946	<b>1:01.193</b>	17.927	23.106	<b>20.160</b>	115.107	
3	11:23:21.116	<b>1:00.170</b>	17.251	22.676	20.243	<b>122.236</b>	<b>101.371</b>
4	11:24:20.894	<b>59.778</b>	<b>17.096</b>	<b>22.283</b>	20.399	121.133	101.218
5	11:26:38.777	<b>2:17.883</b>	21.580	36.384	1:19.919	120.265	53.008
<b>(77) Ian BONTHORNE</b>							
1	11:21:32.451	<b>1:18.133</b>	23.841	30.135	24.157	46.122	67.242
2	11:22:35.340	<b>1:02.889</b>	18.141	23.399	21.349	93.205	96.558
3	11:23:35.223	<b>59.883</b>	<b>17.387</b>	22.285	20.211	113.935	96.558
4	11:24:37.154	<b>1:01.931</b>	17.536	22.297	22.098	<b>116.304</b>	97.399
5	11:28:48.714	<b>4:11.560</b>	19.306	26.523	3:25.731	115.504	72.081
6	11:29:52.987	<b>1:04.273</b>	21.804	22.392	20.077	34.681	95.323
7	11:30:53.219	<b>1:00.232</b>	17.740	<b>22.091</b>	20.401	115.903	96.836
8	11:31:54.047	<b>1:00.828</b>	17.706	22.620	20.502	115.504	95.868
9	11:34:52.554	<b>2:58.507</b>	18.085	26.415	2:14.007	116.304	86.814
10	11:35:59.155	<b>1:06.601</b>	22.315	23.397	20.889	34.645	95.595
11	11:37:00.236	<b>1:01.081</b>	17.862	22.906	20.313	114.518	<b>97.540</b>
12	11:38:00.177	<b>59.941</b>	17.586	22.318	<b>20.037</b>	116.304	96.005

<b>(69) Adrian MILNE</b>							
1	11:21:44.330	<b>1:16.027</b>	24.933	30.434	20.660	51.861	60.566
2	11:22:51.065	<b>1:06.735</b>	<b>16.935</b>	28.950	20.850	<b>120.915</b>	<b>97.824</b>
3	11:23:50.998	<b>59.933</b>	17.251	<b>23.147</b>	<b>19.535</b>	119.621	96.697

<b>(5) Paul TOMLINSON</b>							
1	11:21:12.338	<b>1:18.937</b>	25.607	30.299	23.031	46.961	69.041
2	11:22:14.301	<b>1:01.963</b>	18.633	22.885	20.445	107.890	94.651
3	11:23:15.365	<b>1:01.064</b>	<b>17.364</b>	23.107	20.593	<b>118.147</b>	<b>97.540</b>
4	11:24:16.220	<b>1:00.855</b>	17.556	22.867	20.432	117.321	95.731
5	11:25:20.485	<b>1:04.265</b>	17.502	23.794	22.969	117.940	95.731
6	11:27:47.831	<b>2:27.346</b>	19.529	25.478	1:42.339	97.257	86.814
7	11:28:59.221	<b>1:11.390</b>	22.384	27.608	21.398	43.520	79.043
8	11:30:00.135	<b>1:00.914</b>	17.529	23.090	20.295	116.912	97.117
9	11:31:00.922	<b>1:00.787</b>	17.659	22.862	20.266	117.733	96.419
10	11:32:01.208	<b>1:00.286</b>	17.405	22.751	<b>20.130</b>	117.526	97.257
11	11:33:02.834	<b>1:01.626</b>	17.687	<b>22.636</b>	21.303	117.116	95.188

<b>(103) Stuart ROBERTSON</b>							
1	11:21:29.971	<b>1:19.413</b>	24.829	31.811	22.773	54.294	60.566
2	11:22:35.939	<b>1:05.968</b>	18.099	23.889	23.980	109.653	95.188
3	11:23:37.303	<b>1:01.364</b>	18.361	22.544	20.459	107.372	94.919
4	11:25:59.463	<b>2:22.160</b>	19.959	28.348	1:33.853	104.529	70.050
5	11:27:03.005	<b>1:03.542</b>	20.780	22.544	20.218	45.251	94.385
6	11:28						



# Super Lap Scotland - Round 6 AC

Super Lap Scotland Knockhill 1.267 miles

Practice - Group 2 18/09/2016 11:20

Practice (20:00 Time) started at 11:19:29

Lap	Time of Day	Lap Tm	S1	S2	S3	SFSpd	S1Spd	Lap	Time of Day	Lap Tm	S1	S2	S3	SFSpd	S1Spd
8	11:29:28.075	1:02.487	18.481	22.701	21.305	105.515	90.564								
9	11:30:45.033	1:16.958	22.176	31.025	23.757	105.184	56.583								
10	11:31:47.860	1:02.827	18.613	22.825	21.389	106.859	91.179								
11	11:33:02.284	1:14.424	20.617	28.832	24.975	107.372	68.199								
12	11:34:05.299	1:03.015	18.539	23.143	21.333	103.882	90.320								

(13) Lewis SKENE

1	11:20:50.594	1:11.364	24.314	25.494	21.556	46.345	67.785
2	11:21:54.079	1:03.485	19.161	23.168	21.156	106.351	86.927
3	11:23:01.619	1:07.540	18.956	27.562	21.022	108.238	72.392
4	11:24:05.055	1:03.436	18.494	23.520	21.422	109.118	88.416
5	11:25:11.635	1:06.580	18.732	26.653	21.195	106.183	87.040
6	11:26:14.432	1:02.797	18.701	23.114	20.982	109.118	87.837

(42) Alex MILNE

1	11:21:22.462	1:18.087	24.236	30.354	23.497	46.090	66.312
2	11:22:34.901	1:12.439	20.485	27.656	24.298	97.117	85.270
3	11:23:45.548	1:10.647	22.349	26.513	21.785	74.730	74.481
4	11:24:50.639	1:05.091	18.595	24.922	21.574	104.692	94.785
5	11:25:56.891	1:06.252	17.917	24.917	23.418	112.976	98.543
6	11:27:02.149	1:05.258	19.098	24.991	21.169	97.967	98.688
7	11:28:12.316	1:10.167	19.694	28.065	22.408	108.764	82.139
8	11:29:22.399	1:10.083	20.136	27.443	22.504	85.596	82.442
9	11:30:27.683	1:05.284	19.108	24.797	21.379	99.272	96.976
10	11:31:31.248	1:03.565	18.179	24.268	21.118	110.012	98.254
11	11:32:35.707	1:04.459	18.098	25.226	21.135	112.220	93.988
12	11:33:39.141	1:03.434	18.276	24.323	20.835	110.193	100.310
13	11:34:49.110	1:09.969	18.644	27.013	24.312	114.323	82.747

(3) Fred WALTON

1	11:21:23.543	1:18.100	24.382	30.074	23.644	49.163	71.391
---	--------------	----------	--------	--------	--------	--------	--------



**Super Lap Scotland - Round 6 AC**
**Sorted on best lap time**

Super Lap Scotland

Knockhill 1.267 miles

Practice - Group 3

18/09/2016 11:45

Practice (20:00 Time) started at 11:42:14

Pos	No.	Name	Make/Model	Class Code	Laps	Best Tm	Diff	Best Speed	2nd Best
1	79	Eric HOLMES	Mitsubishi Evo	SLS-P	10	54.069		84.352	55.207
2	20	Hamish GORDON	Ultima GTR	SLS-P	8	54.920	0.851	83.045	55.524
3	888	Andrew BARBOUR	Subaru Legacy GL	SLS-P	10	55.350	1.281	82.400	56.168
4	34	Blair McCONACHIE	Caterham Superlight R	SLS-C	18	55.744	1.675	81.818	55.836
5	32	John STEVENSON	Subaru Impreza	SLS-A	8	56.115	2.046	81.277	56.540
6	29	Archie BAIN	Subaru Impreza Type RA	SLS-A	13	56.310	2.241	80.995	56.354
7	46	George RIGBY	Subaru Impreza Spec-C	SLS-C	2	56.452	2.383	80.791	1:28.197
8	55	Fiona KINDNESS	Subaru Impreza STi Type R	SLS-B	3	56.522	2.453	80.691	1:23.706
9	7	David LONG	Caterham R400	SLS-B	16	56.664	2.595	80.489	56.793
10	37	Steven HUNTER	Mitsubishi Evo 7	SLS-P	15	57.706	3.637	79.036	57.763
11	63	Martyn HENRY	Vauxhall Astra VXR	SLS-C	15	57.738	3.669	78.992	57.846
12	76	Robbie WYPER	Mitsubishi Evo 8	SLS-C	13	58.164	4.095	78.413	58.521
13	89	Steven EYRE	Subaru Impreza STi	SLS-C	18	59.697	5.628	76.400	59.865
14	51	Colin DORWARD	Mitsubishi Evo 5	SLS-A	3	1:07.285	13.216	67.784	1:30.273

Clerk of the Course :

Sig : Time :

Chief Timekeeper : Ian Sharp (SMART Timing)

 Results available at [www.mylaps.com](http://www.mylaps.com) and [www.smart-timing.co.uk](http://www.smart-timing.co.uk)

Printed: 19/09/2016 18:18:44

Orbits





# Super Lap Scotland - Round 6 AC

## Super Lap Scotland

Knockhill 1.267 miles

### Practice - Group 3

18/09/2016 11:45

### Practice (20:00 Time) started at 11:42:14

Lap	Time of Day	Lap Tm	S1	S2	S3	SFSpd	S1Spd
<b>(79) Eric HOLMES</b>							
1	11:44:07.922	<b>1:30.742</b>	29.231	38.382	23.129	35.043	43.101
2	11:45:05.606	<b>57.684</b>	17.503	21.479	18.702	103.721	113.357
3	11:46:00.813	<b>55.207</b>	16.227	20.708	18.272	132.886	116.709
4	11:46:56.137	<b>55.324</b>	15.711	21.140	18.473	<b>141.877</b>	<b>120.049</b>
5	11:48:19.716	<b>1:23.579</b>	20.677	32.785	30.117	135.571	61.230
6	11:52:03.231	<b>3:43.515</b>	23.778	30.676	2:49.061	77.581	55.233
7	11:53:05.017	<b>1:01.786</b>	19.781	22.634	19.371	45.683	95.595
8	11:54:02.884	<b>57.867</b>	16.140	23.248	18.479	128.068	113.549
9	11:54:56.953	<b>54.069</b>	<b>15.646</b>	<b>20.328</b>	<b>18.095</b>	141.279	119.621
10	11:56:14.754	<b>1:17.801</b>	21.694	30.317	25.790	139.808	55.369

<b>(20) Hamish GORDON</b>							
1	11:44:13.901	<b>1:28.208</b>	24.715	38.775	24.718	33.370	70.270
2	11:45:19.207	<b>1:05.306</b>	17.829	26.229	21.248	112.408	94.120
3	11:46:21.283	<b>1:02.076</b>	16.787	22.362	22.927	128.559	107.372
4	11:47:22.346	<b>1:01.063</b>	19.486	22.016	19.561	74.564	<b>111.105</b>
5	11:48:17.870	<b>55.524</b>	16.015	21.115	18.394	129.802	108.764
6	11:49:12.790	<b>54.920</b>	<b>15.942</b>	<b>20.711</b>	<b>18.267</b>	131.070	110.922
7	11:50:08.815	<b>56.025</b>	16.589	20.961	18.475	131.326	109.653
8	11:51:05.746	<b>56.931</b>	16.309	21.203	19.419	130.560	109.832

<b>(888) Andrew BARBOUR</b>							
1	11:48:41.756	<b>5:48.136</b>	26.224	37.304	4:44.608	41.812	77.491
2	11:49:48.248	<b>1:06.492</b>	21.349	24.468	20.675	54.032	99.125
3	11:50:49.113	<b>1:00.865</b>	18.058	22.723	20.084	108.238	117.526
4	11:51:44.463	<b>55.350</b>	15.844	<b>21.263</b>	<b>18.243</b>	138.652	123.360
5	11:52:42.203	<b>57.740</b>	16.064	21.893	19.783	137.798	120.915
6	11:56:42.144	<b>3:59.941</b>	22.966	29.857	3:07.118	138.366	54.737
7	11:57:55.029	<b>1:12.885</b>	24.097	29.043	19.745	47.392	63.130
8	11:58:51.642	<b>56.613</b>	16.276	21.676	18.661	138.366	122.236
9	11:59:47.810	<b>56.168</b>	16.123	21.353	18.692	139.227	122.908
10	12:00:50.052	<b>1:02.242</b>	16.712	26.072	19.458	140.099	90.932

<b>(34) Blair McCONACHIE</b>							
1	11:44:38.362	<b>1:31.236</b>	23.834	40.652	26.750	34.663	67.649
2	11:45:34.198	<b>55.836</b>	16.420	<b>20.725</b>	18.691	117.526	102.768
3	11:46:32.259	<b>58.061</b>	16.413	22.052	19.596	120.049	102.768
4	11:47:35.773	<b>1:03.514</b>	18.966	24.289	20.259	121.352	82.849
5	11:48:36.756	<b>1:00.983</b>	16.209	21.291	23.483	120.049	103.402
6	11:49:43.796	<b>1:07.040</b>	18.216	29.373	19.451	93.988	96.419
7	11:50:39.540	<b>55.744</b>	16.090	21.039	18.615	119.835	<b>104.204</b>
8	11:51:36.842	<b>57.302</b>	16.429	22.298	<b>18.575</b>	119.196	92.054
9	11:52:32.758	<b>55.916</b>	16.086	21.041	18.789	119.196	104.856
10	11:53:28.974	<b>56.216</b>	16.116	21.178	18.922	119.196	105.184
11	11:54:40.191	<b>1:11.217</b>	21.314	29.142	20.761	112.033	64.776
12	11:55:36.337	<b>56.146</b>	16.076	21.092	18.978	118.775	105.020
13	11:56:32.490	<b>56.153</b>	16.258	21.047	18.848	119.621	103.721
14	11:57:36.997	<b>1:04.507</b>	19.484	26.224	18.799	119.835	76.432
15	11:58:32.996	<b>55.999</b>	15.992	21.122	18.885	<b>121.792</b>	104.692
16	11:59:47.818	<b>1:14.822</b>	20.800	30.701	23.321	120.265	59.440
17	12:00:52.509	<b>1:04.691</b>	17.498	27.068	20.125	107.030	97.399
18	12:01:51.764	<b>59.255</b>	<b>15.959</b>	20.964	22.332	120.480	<b>105.848</b>

<b>(32) John STEVENSON</b>							
1	11:44:12.101	<b>1:30.918</b>	26.929	39.107	24.882	35.432	46.090
2	11:45:22.234	<b>1:10.133</b>	18.705	25.709	25.719	115.504	82.341
3	11:46:22.089	<b>59.855</b>	18.272	21.439	20.144	71.543	120.697
4	11:47:28.366	<b>1:06.277</b>	22.416	25.325	<b>18.536</b>	81.441	59.971
5	11:48:24.906	<b>56.540</b>	15.958	21.668	18.914	<b>140.392</b>	<b>121.133</b>
6	11:49:21.021	<b>56.115</b>	16.264	<b>21.272</b>	18.579	131.070	121.133
7	11:54:23.655	<b>5:02.634</b>	19.775	25.500	4:17.359	130.053	75.742
8	11:55:26.785	<b>1:03.130</b>	18.951	24.088	20.091	41.708	98.111

<b>(29) Archie BAIN</b>							
1	11:44:06.700	<b>1:33.751</b>	31.238	38.954	23.559	33.205	45.996
2	11:45:12.187	<b>1:05.487</b>	20.050	26.043	19.394	96.976	89.477
3	11:46:09.519	<b>57.332</b>	16.321	22.262	18.749	137.798	111.660
4	11:47:05.829	<b>56.310</b>	15.973	21.831	<b>18.506</b>	<b>139.227</b>	112.033
5	11:49:55.840	<b>2:50.011</b>	20.147	28.550	2:01.314	134.754	73.262
6	11:51:04.819	<b>1:08.979</b>	20.727	28.852	19.400	49.163	75.317
7	11:52:01.232	<b>56.413</b>	16.076	21.688	18.649	137.234	<b>114.323</b>
8	11:52:57.975	<b>56.743</b>	16.069	21.930	18.744	137.798	113.742

9	11:54:08.178	<b>1:10.203</b>	21.344	28.891	19.968	136.954	58.918
10	11:55:05.071	<b>56.893</b>	<b>15.962</b>	21.598	19.333	137.234	113.742
11	11:56:19.226	<b>1:14.155</b>	22.956	31.768	19.431	134.484	53.176
12	11:57:33.271	<b>1:14.045</b>	21.786	32.462	19.797	135.845	54.075
13	11:58:29.625	<b>56.354</b>	16.268	<b>21.494</b>	18.592	136.675	113.549

<b>(46) George RIGBY</b>							
1	11:43:57.935	<b>1:28.197</b>	32.511	34.793	20.893	27.708	51.582
2	11:44:54.387	<b>56.452</b>	16.458	21.166	<b>18.828</b>	<b>128.805</b>	108.764

<b>(55) Fiona KINDNESS</b>							
1	11:43:49.896	<b>1:23.706</b>	28.923	34.710	20.073	36.893	40.894
2	11:44:46.418	<b>56.522</b>	<b>16.398</b>	<b>21.428</b>	<b>18.696</b>	<b>127.824</b>	<b>104.366</b>
3	11:46:22.929	<b>1:36.511</b>	25.208	34.973	36.330	124.504	49.968

<b>(7) David LONG</b>							
1	11:44:04.073	<b>1:32.564</b>	31.741	37.462	23.361	31.462	47.459
2	11:45:01.675	<b>57.602</b>	16.324	22.359	18.919	127.339	109.296
3	11:45:59.081	<b>57.406</b>	16.135	22.053	19.218	127.098	111.290
4	11:46:56.424	<b>57.343</b>	16.403	21.792	19.148	125.670	108.238
5	11:47:56.952	<b>1:00.528</b>	18.421	23.082	19.025	110.374	100.310
6	11:48:55.434	<b>58.482</b>	16.857	22.490	19.135	126.618	108.238
7	11:50:10.596	<b>1:15.162</b>	20.342	28.883	25.937	125.670	67.310
8	11:51:17.056	<b>1:06.460</b>	21.108	24.766	20.586	74.730	85.162
9	11:52:14.782	<b>57.726</b>	16.391	21.940	19.395	126.380	111.846
10	11:53:11.446	<b>56.664</b>	<b>15.892</b>	21.912	18.860	126.380	111.474
11	11:54:19.606	<b>1:08.160</b>	16.337	23.331	28.492	125.435	108.941
12	11:55:40.960	<b>1:21.354</b>	23.492	31.211	26.651	71.620	58.354
13	11:56:53.972	<b>1:13.012</b>	24.979	27.597	20.436	63.369	59.493
14	11:57:51.622	<b>57.650</b>	16.485	22.278	18.887	126.618	111.105
15	11:58:48.415	<b>56.793</b>	16.421	<b>21.690</b>	<b>18.682</b>	127.098	<b>112.597</b>
16	11:59:53.041	<b>1:04.626</b>	16.262	26.415	21.949	<b>128.313</b>	108.413

<b>(37) Steven HUNTER</b>							
1	11:44:30.447	<b>1:32.976</b>	27.137	33.896	31.943	29.190	70.270
2	11:45:30.875	<b>1:00.428</b>	18.728	22.585	19.115	82.341	112.033
3	11:46:30.390	<b>59.515</b>	16.781	23.363	19.371	127.339	105.681
4	11:47:33.540	<b>1:03.150</b>	17.544	26.548	19.058	122.908	85.706
5	11:48:31.855	<b>58.315</b>	16.412	22.685	19.218	<b>132.886</b>	113.742
6	11:49:44.153	<b>1:12.298</b>	19.152	27.114	26.032	127.824	72.392
7	11:50:58.489	<b>1:14.336</b>	22.798	28.954	22.584	74.070	59.811
8	11:51:56.555	<b>58.066</b>	16.411	22.659	<b>18.996</b>	130.306	<b>115.305</b>
9	11:52:54.261	<b>57.706</b>	16.339	<b>22.262</b>	19.105	131.842	114.518
10	11:54:15.593	<b>1:21.332</b>	21.068	34.572	25.692	131.070	57.653
11	11:55:38.928	<b>1:23.335</b>	24				





# Super Lap Scotland - Round 6 AC

Super Lap Scotland Knockhill 1.267 miles

Practice - Group 3 18/09/2016 11:45

Practice (20:00 Time) started at 11:42:14

Lap	Time of Day	Lap Tm	S1	S2	S3	SFSpd	S1Spd	Lap	Time of Day	Lap Tm	S1	S2	S3	SFSpd	S1Spd
7	11:50:52.944	1:15.169	23.710	26.393	25.066	74.647	69.041								
8	11:51:51.465	58.521	16.840	22.035	19.646	125.435	103.882								
9	11:53:08.110	1:16.645	16.931	30.248	29.466	125.670	88.416								
10	11:54:17.945	1:09.835	21.943	28.389	19.503	75.064	71.543								
11	11:55:16.564	58.619	16.686	21.979	19.954	126.618	104.856								
12	11:56:32.538	1:15.974	20.960	28.480	26.534	124.504	66.974								
13	11:57:43.707	1:11.169	22.916	28.028	20.225	77.671	70.938								

(89) Steven EYRE

1	11:44:11.056	1:32.088	28.063	39.056	24.969	37.303	46.700
2	11:45:17.200	1:06.144	18.689	25.964	21.491	107.544	92.818
3	11:46:20.543	1:03.343	17.332	22.777	23.234	121.352	103.561
4	11:47:22.884	1:02.341	19.276	22.336	20.729	87.153	103.242
5	11:48:23.322	1:00.438	17.713	22.688	20.037	105.349	103.402
6	11:49:25.056	1:01.734	18.079	23.642	20.013	120.915	77.135
7	11:50:28.565	1:03.509	17.719	25.254	20.536	120.049	98.254
8	11:51:28.262	59.697	17.354	22.327	20.016	118.565	101.678
9	11:52:28.396	1:00.134	17.480	22.382	20.272	119.835	99.272
10	11:53:28.261	59.865	17.159	22.252	20.454	117.321	100.011
11	11:54:42.639	1:14.378	20.013	28.093	26.272	117.116	65.343
12	11:55:54.861	1:12.222	22.283	28.651	21.288	75.148	71.927
13	11:56:55.331	1:00.470	17.848	22.595	20.027	120.697	97.257
14	11:57:57.246	1:01.915	17.643	23.500	20.772	120.049	101.066
15	11:58:57.163	59.917	17.460	22.372	20.085	119.196	101.678
16	11:59:57.214	1:00.051	17.237	22.569	20.245	118.565	101.524
17	12:01:09.540	1:12.326	19.514	28.715	24.097	116.506	71.164
18	12:02:25.832	1:16.292	22.236	28.304	25.752	75.233	73.826

(51) Colin DORWARD

1	11:44:18.291	1:30.273	27.649	37.731	24.893	33.773	51.542
2	11:45:25.576	1:07.285	19.676	28.875	18.734	110.374	70.714
3	11:47:01.075	1:35.499	20.742	23.730	51.027	129.551	75.657

Clerk of the Course :  
 Sig : Time :  
 Chief Timekeeper : Ian Sharp (SMART Timing)  
 Results available at [www.mylaps.com](http://www.mylaps.com) and [www.smart-timing.co.uk](http://www.smart-timing.co.uk)  
 Printed: 19/09/2016 18:12:58





**Super Lap Scotland - Round 6 AC**
**Sorted on best lap time**
**Super Lap Scotland**
**Knockhill 1.267 miles**
**Practice - Group 1**
**18/09/2016 10:55**
**Practice started at 10:55:19**

Pos	No.	Name	Make/Model	Class Code	Laps	Best Tm	Diff	Best Speed	2nd Best
1	79	Eric HOLMES	Mitsubishi Evo	SLS-P	10	54.069		84.352	55.207
2	20	Hamish GORDON	Ultima GTR	SLS-P	8	54.920	0.851	83.045	55.524
3	888	Andrew BARBOUR	Subaru Legacy GL	SLS-P	10	55.350	1.281	82.400	56.168
4	34	Blair McCONACHIE	Caterham Superlight R	SLS-C	18	55.744	1.675	81.818	55.836
5	32	John STEVENSON	Subaru Impreza	SLS-A	8	56.115	2.046	81.277	56.540
6	29	Archie BAIN	Subaru Impreza Type RA	SLS-A	13	56.310	2.241	80.995	56.354
7	46	George RIGBY	Subaru Impreza Spec-C	SLS-C	2	56.452	2.383	80.791	1:28.197
8	55	Fiona KINDNESS	Subaru Impreza STi Type R	SLS-B	3	56.522	2.453	80.691	1:23.706
9	7	David LONG	Caterham R400	SLS-B	16	56.664	2.595	80.489	56.793
10	131	Keith COWIE	Seat Leon Supercopa	SLS-D	13	57.246	3.177	79.671	57.246
11	37	Steven HUNTER	Mitsubishi Evo 7	SLS-P	15	57.706	3.637	79.036	57.763
12	63	Martyn HENRY	Vauxhall Astra VXR	SLS-C	15	57.738	3.669	78.992	57.846
13	100	Paul TOUGH	BMW M3	SLS-D	7	57.820	3.751	78.880	57.968
14	76	Robbie WYPER	Mitsubishi Evo 8	SLS-C	13	58.164	4.095	78.413	58.521
15	25	Alastair MOWAT	BMW E46 M3	SLS-E	16	58.390	4.321	78.110	58.516
16	49	Alan TAIT	Subaru Impreza	SLS-D	14	59.263	5.194	76.959	1:00.362
17	33	Paul MARTIN	Mitsubishi Evo 8 MR	SLS-D	12	59.372	5.303	76.818	59.830
18	89	Steven EYRE	Subaru Impreza STi	SLS-C	18	59.697	5.628	76.400	59.865
19	45	Euan BEGBIE	Volkswagon Golf	SLS-D	5	59.778	5.709	76.296	1:00.170
20	77	Ian BONTHORNE	BMW M3	SLS-D	12	59.883	5.814	76.163	59.941
21	69	Adrian MILNE	Mitsubishi Evo VIII GSR	SLS-D	3	59.933	5.864	76.099	1:06.735
22	5	Paul TOMLINSON	Subaru Impreza	SLS-D	11	1:00.286	6.217	75.653	1:00.787
23	103	Stuart ROBERTSON	Renault Clio	SLS-D	10	1:00.389	6.320	75.524	1:00.671
24	81	Ian PITMAN	Subaru Impreza	SLS-F	9	1:00.491	6.422	75.397	1:01.026
25	67	Marshall WISHART	Mazda RX8	SLS-F	7	1:01.044	6.975	74.714	1:08.289
26	21	Scott ROBSON	Lotus Elise	SLS-F	14	1:01.084	7.015	74.665	1:01.110
27	93	Allister PHILLIPS	Honda Prelude Si VTEC	SLS-F	15	1:01.269	7.200	74.440	1:01.681
28	26	Kevin KENSETT	Peugeot 106	SLS-E	11	1:01.417	7.348	74.260	1:01.605
29	27	Paul WILSON	Renault Clio Cup	SLS-E	12	1:01.835	7.766	73.758	1:02.344
30	83	Fraser JAMIESON	Renault Clio 172 Ph1	SLS-E	14	1:01.938	7.869	73.636	1:01.972
31	41	Neil METHVEN	Renault Clio 182	SLS-F	6	1:01.947	7.878	73.625	1:02.159
32	64	Andrew CAMERON	Porsche 911 Carrera	SLS-E	7	1:01.993	7.924	73.570	1:02.175
33	16	Martin KELMAN	Renault Clio 172 Cup	SLS-E	17	1:02.308	8.239	73.198	1:02.382
34	43	Stuart BUCHAN	Renault Clio 172 Cup	SLS-E	12	1:02.448	8.379	73.034	1:02.487
35	38	Chris HISLOP	Renault Clio 197	SLS-F	16	1:02.638	8.569	72.813	1:02.702
36	54	Steven McNAB	Renault Clio	SLS-F	13	1:02.684	8.615	72.759	1:02.862
37	13	Lewis SKENE	Renault Megane RS	SLS-E	6	1:02.797	8.728	72.628	1:03.436
38	12	James McELENY	Subaru Impreza	SLS-E	4	1:02.837	8.768	72.582	1:04.537
39	42	Alex MILNE	Audi TTRS Plus	SLS-D	13	1:03.434	9.365	71.899	1:03.565
40	358	Stavros COSTA	Peugeot 205 GTi	SLS-E	9	1:05.054	10.985	70.109	1:05.138
41	53	Jamie GOUDIE	Mazda MX5	SLS-F	3	1:05.280	11.211	69.866	1:07.663
42	59	Simon McWILLIAM	Renault Clio 172 Cup	SLS-F	13	1:05.516	11.447	69.614	1:06.023
43	132	Suzanne BUIST	Mini Cooper S	SLS-F	8	1:06.600	12.531	68.481	1:07.562

Clerk of the Course :

Sig : Time :

Chief Timekeeper : Ian Sharp (SMART Timing)

 Results available at [www.mylaps.com](http://www.mylaps.com) and [www.smart-timing.co.uk](http://www.smart-timing.co.uk)

Printed: 19/09/2016 18:00:42

Orbits





# Super Lap Scotland - Round 6 AC

Sorted on best lap time

Super Lap Scotland Knockhill 1.267 miles

Practice - Group 1 18/09/2016 10:55

Practice started at 10:55:19

Pos	No.	Name	Make/Model	Class Code	Laps	Best Tm	Diff	Best Speed	2nd Best
44	51	Colin DORWARD	Mitsubishi Evo 5	SLS-A	3	1:07.285	13.216	67.784	1:30.273
45	3	Fred WALTON	Subaru Prodrive Impreza	SLS-D	1	1:18.100	24.031	58.397	
46	78	David RYBOWSKI	Subaru Impreza WRX	SLS-D				-	

Clerk of the Course : Orbits

Sig : Time :  
 Chief Timekeeper : Ian Sharp (SMART Timing)  
 Results available at [www.mylaps.com](http://www.mylaps.com) and [www.smart-timing.co.uk](http://www.smart-timing.co.uk)



**Super Lap Scotland - Round 6 AC**
**Sorted on best lap time**

Super Lap Scotland					Knockhill 1.267 miles				
Practice - Group 1					18/09/2016 10:55				
Practice started at 10:55:19									

Pos	No.	Name	Make/Model	Class Code	Laps	Best Tm	Diff	Best Speed	2nd Best
-----	-----	------	------------	------------	------	---------	------	------------	----------

**Super Lap Scotland (A)**

1	32	John STEVENSON	Subaru Impreza	SLS-A	8	56.115		81.277	56.540
2	29	Archie BAIN	Subaru Impreza Type RA	SLS-A	13	56.310	0.195	80.995	56.354
3	51	Colin DORWARD	Mitsubishi Evo 5	SLS-A	3	1:07.285	11.170	67.784	1:30.273

**Super Lap Scotland (B)**

1	55	Fiona KINDNESS	Subaru Impreza STi Type R	SLS-B	3	56.522		80.691	1:23.706
2	7	David LONG	Caterham R400	SLS-B	16	56.664	0.142	80.489	56.793

**Super Lap Scotland (C)**

1	34	Blair McCONACHIE	Caterham Superlight R	SLS-C	18	55.744		81.818	55.836
2	46	George RIGBY	Subaru Impreza Spec-C	SLS-C	2	56.452	0.708	80.791	1:28.197
3	63	Martyn HENRY	Vauxhall Astra VXR	SLS-C	15	57.738	1.994	78.992	57.846
4	76	Robbie WYPER	Mitsubishi Evo 8	SLS-C	13	58.164	2.420	78.413	58.521
5	89	Steven EYRE	Subaru Impreza STi	SLS-C	18	59.697	3.953	76.400	59.865

**Super Lap Scotland (D)**

1	131	Keith COWIE	Seat Leon Supercopa	SLS-D	13	57.246		79.671	57.246
2	100	Paul TOUGH	BMW M3	SLS-D	7	57.820	0.574	78.880	57.968
3	49	Alan TAIT	Subaru Impreza	SLS-D	14	59.263	2.017	76.959	1:00.362
4	33	Paul MARTIN	Mitsubishi Evo 8 MR	SLS-D	12	59.372	2.126	76.818	59.830
5	45	Euan BEGBIE	Volkswagon Golf	SLS-D	5	59.778	2.532	76.296	1:00.170
6	77	Ian BONTHORNE	BMW M3	SLS-D	12	59.883	2.637	76.163	59.941
7	69	Adrian MILNE	Mitsubishi Evo VIII GSR	SLS-D	3	59.933	2.687	76.099	1:06.735
8	5	Paul TOMLINSON	Subaru Impreza	SLS-D	11	1:00.286	3.040	75.653	1:00.787
9	103	Stuart ROBERTSON	Renault Clio	SLS-D	10	1:00.389	3.143	75.524	1:00.671
10	42	Alex MILNE	Audi TTRS Plus	SLS-D	13	1:03.434	6.188	71.899	1:03.565
11	3	Fred WALTON	Subaru Prodrive Impreza	SLS-D	1	1:18.100	20.854	58.397	
12	78	David RYBOWSKI	Subaru Impreza WRX	SLS-D				-	

**Super Lap Scotland (E)**

1	25	Alastair MOWAT	BMW E46 M3	SLS-E	16	58.390		78.110	58.516
2	26	Kevin KENSETT	Peugeot 106	SLS-E	11	1:01.417	3.027	74.260	1:01.605
3	27	Paul WILSON	Renault Clio Cup	SLS-E	12	1:01.835	3.445	73.758	1:02.344
4	83	Fraser JAMIESON	Renault Clio 172 Ph1	SLS-E	14	1:01.938	3.548	73.636	1:01.972
5	64	Andrew CAMERON	Porsche 911 Carrera	SLS-E	7	1:01.993	3.603	73.570	1:02.175
6	16	Martin KELMAN	Renault Clio 172 Cup	SLS-E	17	1:02.308	3.918	73.198	1:02.382
7	43	Stuart BUCHAN	Renault Clio 172 Cup	SLS-E	12	1:02.448	4.058	73.034	1:02.487
8	13	Lewis SKENE	Renault Megane RS	SLS-E	6	1:02.797	4.407	72.628	1:03.436
9	12	James McELENY	Subaru Impreza	SLS-E	4	1:02.837	4.447	72.582	1:04.537
10	358	Stavros COSTA	Peugeot 205 GTi	SLS-E	9	1:05.054	6.664	70.109	1:05.138

Clerk of the Course :

 Sig :                      Time :  
 Chief Timekeeper : Ian Sharp (SMART Timing)  
 Results available at [www.mylaps.com](http://www.mylaps.com) and [www.smart-timing.co.uk](http://www.smart-timing.co.uk)

Printed: 19/09/2016 18:02:25

Orbits



**Super Lap Scotland - Round 6 AC**

Sorted on best lap time

Super Lap Scotland Knockhill 1.267 miles  
 Practice - Group 1 18/09/2016 10:55  
 Practice started at 10:55:19

Pos	No.	Name	Make/Model	Class Code	Laps	Best Tm	Diff	Best Speed	2nd Best
<b>Super Lap Scotland (F)</b>									
1	81	Ian PITMAN	Subaru Impreza	SLS-F	9	1:00.491		75.397	1:01.026
2	67	Marshall WISHART	Mazda RX8	SLS-F	7	1:01.044	0.553	74.714	1:08.289
3	21	Scott ROBSON	Lotus Elise	SLS-F	14	1:01.084	0.593	74.665	1:01.110
4	93	Allister PHILLIPS	Honda Prelude Si VTEC	SLS-F	15	1:01.269	0.778	74.440	1:01.681
5	41	Neil METHVEN	Renault Clio 182	SLS-F	6	1:01.947	1.456	73.625	1:02.159
6	38	Chris HISLOP	Renault Clio 197	SLS-F	16	1:02.638	2.147	72.813	1:02.702
7	54	Steven McNAB	Renault Clio	SLS-F	13	1:02.684	2.193	72.759	1:02.862
8	53	Jamie GOUDIE	Mazda MX5	SLS-F	3	1:05.280	4.789	69.866	1:07.663
9	59	Simon McWILLIAM	Renault Clio 172 Cup	SLS-F	13	1:05.516	5.025	69.614	1:06.023
10	132	Suzanne BUIST	Mini Cooper S	SLS-F	8	1:06.600	6.109	68.481	1:07.562

<b>Super Lap Scotland (Pro)</b>									
Pos	No.	Name	Make/Model	Class Code	Laps	Best Tm	Diff	Best Speed	2nd Best
1	79	Eric HOLMES	Mitsubishi Evo	SLS-P	10	54.069		84.352	55.207
2	20	Hamish GORDON	Ultima GTR	SLS-P	8	54.920	0.851	83.045	55.524
3	888	Andrew BARBOUR	Subaru Legacy GL	SLS-P	10	55.350	1.281	82.400	56.168
4	37	Steven HUNTER	Mitsubishi Evo 7	SLS-P	15	57.706	3.637	79.036	57.763

**Super Lap Scotland - Round 6 AC**

Sorted on best lap time

Super Lap Scotland Knockhill 1.267 miles  
 Qualifying - Group 1 18/09/2016 14:15  
 Practice (15:00 Time) started at 14:14:24

Pos	No.	Name	Make/Model	Class Code	Laps	Best Tm	Diff	Best Speed	2nd Best
1	67	Marshall WISHART	Mazda RX8	SLS-F	12	1:00.223		75.733	1:00.548
2	21	Scott ROBSON	Lotus Elise	SLS-F	11	1:00.445	0.222	75.454	1:01.145
3	64	Andrew CAMERON	Porsche 911 Carrera	SLS-E	8	1:01.288	1.065	74.417	1:01.599
4	93	Allister PHILLIPS	Honda Prelude Si VTEC	SLS-F	11	1:01.654	1.431	73.975	1:01.832
5	27	Paul WILSON	Renault Clio Cup	SLS-E	8	1:01.676	1.453	73.948	1:02.021
6	41	Neil METHVEN	Renault Clio 182	SLS-F	7	1:01.717	1.494	73.899	1:01.884
7	26	Kevin KENSETT	Peugeot 106	SLS-E	11	1:01.862	1.639	73.726	1:01.900
8	38	Chris HISLOP	Renault Clio 197	SLS-F	11	1:02.293	2.070	73.216	1:02.804
9	54	Steven McNAB	Renault Clio	SLS-F	12	1:02.365	2.142	73.131	1:02.634
10	12	James McELENY	Subaru Impreza	SLS-E	6	1:02.448	2.225	73.034	1:03.433
11	16	Martin KELMAN	Renault Clio 172 Cup	SLS-E	12	1:02.754	2.531	72.678	1:02.886
12	81	Ian PITMAN	Subaru Impreza	SLS-F	3	1:03.343	3.120	72.002	1:30.853
13	358	Stavros COSTA	Peugeot 205 GTi	SLS-E	12	1:04.433	4.210	70.784	1:04.803
14	132	Suzanne BUIST	Mini Cooper S	SLS-F	10	1:07.124	6.901	67.946	1:07.477

Clerk of the Course :

Sig : Time :

Chief Timekeeper : Ian Sharp (SMART Timing)

Results available at [www.mylaps.com](http://www.mylaps.com) and [www.smart-timing.co.uk](http://www.smart-timing.co.uk)

Printed: 19/09/2016 18:18:58







# Super Lap Scotland - Round 6 AC

## Super Lap Scotland

Knockhill 1.267 miles

### Qualifying - Group 1

18/09/2016 14:15

Practice (15:00 Time) started at 14:14:54

Lap	Time of Day	Lap Tm	S1	S2	S3	SFSpd	S1Spd
<b>(67) Marshall WISHART</b>							
1	14:17:18.222	<b>1:08.686</b>	23.280	24.867	20.539	104.204	56.631
2	14:18:20.864	<b>1:02.642</b>	19.594	22.776	20.272	103.402	87.266
3	14:19:22.024	<b>1:01.160</b>	18.310	22.362	20.488	<b>108.413</b>	<b>88.767</b>
4	14:20:23.565	<b>1:01.541</b>	18.368	22.507	20.666	107.890	88.068
5	14:21:24.320	<b>1:00.755</b>	18.257	22.276	20.222	106.520	88.649
6	14:22:25.065	<b>1:00.745</b>	18.087	22.230	20.428	107.201	88.649
7	14:23:25.613	<b>1:00.548</b>	18.115	22.216	20.217	107.201	88.068
8	14:24:26.237	<b>1:00.624</b>	18.129	22.192	20.303	107.372	88.649
9	14:25:31.439	<b>1:05.202</b>	19.714	25.145	20.343	107.201	77.135
10	14:26:34.666	<b>1:03.227</b>	20.112	22.824	20.291	107.544	85.706
11	14:27:34.889	<b>1:00.223</b>	18.101	<b>21.910</b>	<b>20.212</b>	106.689	88.532

Lap	Time of Day	Lap Tm	S1	S2	S3	SFSpd	S1Spd
<b>(21) Scott ROBSON</b>							
1	14:17:02.028	<b>1:01.145</b>	17.998	22.464	20.683	104.692	89.957
2	14:18:03.393	<b>1:01.365</b>	17.910	22.856	20.599	105.184	89.836
3	14:19:12.861	<b>1:09.468</b>	19.483			104.204	89.716
4	14:20:14.214	<b>1:01.353</b>	18.268	22.520	<b>20.565</b>	<b>105.515</b>	90.442
5	14:21:15.578	<b>1:01.364</b>	18.065	22.535	20.764	105.515	<b>91.179</b>
6	14:22:16.869	<b>1:01.291</b>	17.985	22.572	20.734	104.856	90.564
7	14:23:18.760	<b>1:01.891</b>	18.150	22.889	20.852	104.529	87.494
8	14:25:56.322	<b>2:37.562</b>	17.937	<b>22.334</b>	1:57.291	104.856	89.477
9	14:27:10.899	<b>1:14.577</b>	23.253	29.853	21.471	41.221	69.977
10	14:28:11.344	<b>1:00.445</b>	<b>17.854</b>			104.692	89.957

Lap	Time of Day	Lap Tm	S1	S2	S3	SFSpd	S1Spd
<b>(64) Andrew CAMERON</b>							
1	14:17:40.039	<b>1:13.510</b>	23.718	29.115	20.677	64.279	68.617
2	14:18:42.629	<b>1:02.590</b>	18.467	23.468	20.655	115.107	96.005
3	14:19:45.276	<b>1:02.647</b>	18.595	23.163	20.889	114.714	96.558
4	14:20:47.602	<b>1:02.326</b>	18.408	23.347	20.571	113.935	96.005
5	14:21:49.201	<b>1:01.599</b>	18.292	23.095	<b>20.212</b>	115.305	96.419
6	14:22:50.489	<b>1:01.288</b>	<b>18.064</b>	<b>22.497</b>	20.727	<b>115.903</b>	<b>96.836</b>
7	14:24:19.089	<b>1:28.600</b>	24.075	31.982	32.543	85.162	73.022

Lap	Time of Day	Lap Tm	S1	S2	S3	SFSpd	S1Spd
<b>(93) Allister PHILLIPS</b>							
1	14:16:56.991	<b>1:33.887</b>	31.930	40.174	21.783	39.709	50.306
2	14:18:01.846	<b>1:04.855</b>	18.229	24.129	22.497	104.529	88.416
3	14:19:08.826	<b>1:06.980</b>	19.501	25.303	22.176	105.349	87.952
4	14:20:10.658	<b>1:01.832</b>	18.188	22.702	20.942	103.882	88.416
5	14:21:23.153	<b>1:12.495</b>	25.015	26.742	<b>20.738</b>	104.043	43.576
6	14:22:24.807	<b>1:01.654</b>	<b>17.932</b>	22.739	20.983	105.184	88.416
7	14:23:34.780	<b>1:09.973</b>	20.989	28.189	20.795	103.402	70.714
8	14:24:39.087	<b>1:04.307</b>	18.042	22.960	23.305	<b>105.681</b>	87.837
9	14:25:47.424	<b>1:08.337</b>	21.323	26.052	20.962	74.399	70.050
10	14:26:49.347	<b>1:01.923</b>	18.095	<b>22.598</b>	21.230	105.020	<b>88.532</b>
11	14:27:56.458	<b>1:07.111</b>	19.830	26.224	21.057	104.366	77.581

Lap	Time of Day	Lap Tm	S1	S2	S3	SFSpd	S1Spd
<b>(27) Paul WILSON</b>							
1	14:16:32.753	<b>1:36.969</b>	33.957	40.667	22.345	23.061	47.527
2	14:17:35.127	<b>1:02.374</b>	18.477	22.961	<b>20.936</b>	104.529	<b>88.767</b>
3	14:18:37.228	<b>1:02.101</b>	18.548	22.470	21.083	105.184	87.153
4	14:19:39.249	<b>1:02.021</b>	18.617	22.408	20.996	<b>105.349</b>	86.368
5	14:20:40.925	<b>1:01.676</b>	18.401	<b>22.331</b>	20.944	105.020	86.814
6	14:23:58.116	<b>3:17.191</b>	18.984	22.855	2:35.352	105.349	85.706
7	14:25:09.629	<b>1:11.513</b>	21.697	25.904	23.912	42.635	83.571
8	14:26:15.321	<b>1:05.692</b>	20.917	23.607	21.168	82.341	82.139

Lap	Time of Day	Lap Tm	S1	S2	S3	SFSpd	S1Spd
<b>(41) Neil METHVEN</b>							
1	14:16:34.767	<b>1:26.585</b>	33.438	31.714	21.433	23.481	60.841
2	14:17:36.894	<b>1:02.127</b>	18.458	23.010	<b>20.659</b>	104.692	88.416
3	14:18:39.640	<b>1:02.746</b>	18.593	23.366	20.787	104.692	88.183
4	14:21:36.502	<b>2:56.862</b>	23.311	33.156	2:00.395	<b>105.184</b>	62.835
5	14:22:42.838	<b>1:06.336</b>	21.338	24.061	20.937	45.039	84.839
6	14:23:44.722	<b>1:01.884</b>	18.502	22.683	20.699	104.204	88.884
7	14:24:46.439	<b>1:01.717</b>	<b>18.372</b>	<b>22.633</b>	20.712	104.366	<b>89.239</b>

Lap	Time of Day	Lap Tm	S1	S2	S3	SFSpd	S1Spd
<b>(26) Kevin KENSETT</b>							
1	14:17:07.771	<b>1:04.030</b>	19.171	23.954	20.905	106.520	87.608
2	14:18:10.409	<b>1:02.638</b>	18.539	23.317	20.782	106.351	87.722
3	14:19:13.984	<b>1:03.575</b>	18.459	23.243	21.873	107.030	87.380
4	14:20:16.469	<b>1:02.485</b>	18.760	22.973	20.752	107.372	<b>88.532</b>
5	14:21:18.982	<b>1:02.513</b>	18.510	<b>22.561</b>	21.442	<b>107.717</b>	88.416
6	14:22:20.882	<b>1:01.900</b>	18.474	22.682	20.744	105.848	88.183

Lap	Time of Day	Lap Tm	S1	S2	S3	SFSpd	S1Spd
7	14:23:22.744	<b>1:01.862</b>	<b>18.322</b>	22.812	<b>20.728</b>	106.520	87.608
8	14:26:19.090	<b>2:56.346</b>	18.777	22.807	2:14.762	106.351	86.814
9	14:27:25.518	<b>1:06.428</b>	22.033	23.460	20.935	39.336	86.368
10	14:28:27.463	<b>1:01.945</b>	18.357	22.604	20.984	106.015	87.722

Lap	Time of Day	Lap Tm	S1	S2	S3	SFSpd	S1Spd
<b>(38) Chris HISLOP</b>							
1	14:17:29.373	<b>1:03.906</b>	18.665	23.502	21.739	101.066	84.946
2	14:18:32.458	<b>1:03.085</b>	18.243	23.243	21.599	102.611	86.479
3	14:19:34.751	<b>1:02.293</b>	<b>18.145</b>	<b>22.751</b>	<b>21.397</b>	102.611	87.040
4	14:20:37.555	<b>1:02.804</b>	18.268	23.082	21.454	<b>102.926</b>	<b>87.380</b>
5	14:21:57.881	<b>1:02.326</b>	22.773	31.078	26.475	102.926	58.609
6	14:23:06.635	<b>1:08.754</b>	21.865	24.976	21.913	70.640	83.675
7	14:24:11.135	<b>1:04.500</b>	18.195	23.124	23.181	102.768	87.153
8	14:25:22.456	<b>1:11.321</b>	18.755	26.762	25.804	98.398	86.368
9	14:26:30.204	<b>1:07.748</b>	22.197	23.921	21.630	73.262	84.412
10	14:27:33.317	<b>1:03.113</b>	18.367	23.078	21.668	101.987	87.153

Lap	Time of Day	Lap Tm	S1	S2	S3	SFSpd	S1Spd
<b>(54) Steven McNAB</b>							
1	14:17:13.213	<b>1:10.814</b>	19.463	27.077	24.274	105.349	76.432
2	14:18:16.642	<b>1:03.429</b>	18.713	23.419	21.297	105.020	88.183
3	14:19:20.036	<b>1:03.394</b>	18.349	23.311	21.734	106.351	87.722
4	14:20:23.227	<b>1:03.191</b>	18.596	23.224	21.371	<b>107.372</b>	86.702
5	14:21:26.570	<b>1:03.343</b>	18.461	23.747	<b>21.135</b>	106.859	85.270
6	14:22:29.762	<b>1:03.192</b>	18.578	23.352	21.262	106.859	87.380
7	14:23:32.513	<b>1:02.751</b>	18.469	22.955	21.327	107.030	88.299
8	14:24:46.929	<b>1:14.416</b>	20.958	29.839	23.619	106.351	59.918
9	14:25:55.091	<b>1:08.162</b>	19.802	26.158	22.202	87.153	81.343
10	14:26:57.725	<b>1:02.634</b>	18.407	23.044	21.183	105.681	87.837
11	14:28:00.090	<b>1:02.365</b>	<b>18.324</b>	<b>22.785</b>	21.256	106.015	<b>88.767</b>

Lap	Time of Day	Lap Tm	S1	S2	S3	SFSpd	S1Spd
<b>(12) James McELENY</b>							
1	14:16:44.242	<b>1:25.011</b>	27.481	31.438	26.092	32.944	55.142
2	14:17:53.593	<b>1:09.351</b>	19.447	26.558	23.346	92.308	89.120
3	14:18:57.026	<b>1:03.433</b>	<b>18.333</b>	23.771	21.329	<b>107.717</b>	91.055
4	14:20:12.643	<b>1:15.617</b>	18.850	26.812	29.955	105.515	88.884
5	14:21:33.439	<b>1:20.796</b>	24.516	30.834	25.446	71.620	49.599
6	14:22:35.887	<b>1:02.448</b>	18.342	<b>22.901</b>	<b>21.205</b>	104.529	<b>92.818</b>



# Super Lap Scotland - Round 6 AC

Super Lap Scotland Knockhill 1.267 miles

Qualifying - Group 1 18/09/2016 14:15

Practice (15:00 Time) started at 14:14:54

Lap	Time of Day	Lap Tm	S1	S2	S3	SFSpd	S1Spd	Lap	Time of Day	Lap Tm	S1	S2	S3	SFSpd	S1Spd
5	14:21:42.356	<b>1:12.467</b>	21.196	27.035	24.236	78.672	80.950								
6	14:22:49.833	<b>1:07.477</b>	19.818	<b>24.937</b>	22.722	102.298	85.162								
7	14:23:57.601	<b>1:07.768</b>	19.822	25.408	<b>22.538</b>	98.543	84.625								
8	14:25:16.327	<b>1:18.726</b>	23.100	27.981	27.645	100.161	64.527								
9	14:26:35.332	<b>1:19.005</b>	22.235	28.154	28.616	82.543	75.317								
10	14:27:50.080	<b>1:14.748</b>	21.463	27.300	25.985	79.323	75.828								

Clerk of the Course :

Sig : Time :  
 Chief Timekeeper : Ian Sharp (SMART Timing)  
 Results available at [www.mylaps.com](http://www.mylaps.com) and [www.smart-timing.co.uk](http://www.smart-timing.co.uk)



**Super Lap Scotland - Round 6 AC**

Sorted on best lap time

Super Lap Scotland

Knockhill 1.267 miles

Qualifying - Group 2

18/09/2016 14:35

Practice (15:00 Time) started at 14:32:38

Pos	No.	Name	Make/Model	Class Code	Laps	Best Tm	Diff	Best Speed	2nd Best
1	131	Keith COWIE	Seat Leon Supercopa	SLS-D	7	<b>56.908</b>		80.144	57.806
2	100	Paul TOUGH	BMW M3	SLS-D	12	<b>57.718</b>	0.810	79.019	57.811
3	78	David RYBOWSKI	Subaru Impreza WRX	SLS-D	13	<b>57.790</b>	0.882	78.921	58.459
4	25	Alastair MOWAT	BMW E46 M3	SLS-E	13	<b>58.574</b>	1.666	77.865	58.884
5	49	Alan TAIT	Subaru Impreza	SLS-D	11	<b>58.785</b>	1.877	77.585	58.866
6	69	Adrian MILNE	Mitsubishi Evo VIII GSR	SLS-D	8	<b>58.886</b>	1.978	77.452	59.286
7	33	Paul MARTIN	Mitsubishi Evo 8 MR	SLS-D	6	<b>59.598</b>	2.690	76.527	59.741
8	5	Paul TOMLINSON	Subaru Impreza	SLS-D	9	<b>1:00.169</b>	3.261	75.800	1:00.170
9	103	Stuart ROBERTSON	Renault Clio	SLS-D	9	<b>1:00.382</b>	3.474	75.533	1:00.725
10	77	Ian BONTHORNE	BMW M3	SLS-D	11	<b>1:00.748</b>	3.840	75.078	1:00.890
11	13	Lewis SKENE	Renault Megane RS	SLS-E	11	<b>1:02.471</b>	5.563	73.007	1:02.562
12	83	Fraser JAMIESON	Renault Clio 172 Ph1	SLS-E	12	<b>1:02.575</b>	5.667	72.886	1:02.892
13	43	Stuart BUCHAN	Renault Clio 172 Cup	SLS-E	10	<b>1:02.629</b>	5.721	72.823	1:02.712
14	42	Alex MILNE	Audi TTRS Plus	SLS-D	9	<b>1:03.577</b>	6.669	71.737	1:03.716
15	48	Robert JOBSON	Lotus Elise	SLS-F	3	<b>1:07.506</b>	10.598	67.562	1:15.961

Clerk of the Course :

Sig : Time :

Chief Timekeeper : Ian Sharp (SMART Timing)

Results available at [www.mylaps.com](http://www.mylaps.com) and [www.smart-timing.co.uk](http://www.smart-timing.co.uk)

Printed: 19/09/2016 18:19:12

Orbits





# Super Lap Scotland - Round 6 AC


## Super Lap Scotland

Knockhill 1.267 miles

### Qualifying - Group 2

18/09/2016 14:35

#### Practice (15:00 Time) started at 14:32:41



Lap	Time of Day	Lap Tm	S1	S2	S3	SFSpd	S1Spd
<b>(131) Keith COWIE</b>							
1	14:34:50.856	<b>1:29.330</b>	29.427	35.153	24.750	38.545	57.752
2	14:36:00.689	<b>1:09.833</b>	21.819	28.478	19.536	79.606	94.651
3	14:36:58.495	<b>57.806</b>	17.078	21.767	<b>18.961</b>	123.133	104.204
4	14:38:03.879	<b>1:05.384</b>	18.647	26.793	19.944	<b>124.273</b>	83.989
5	14:39:01.809	<b>57.930</b>	16.665	21.726	19.539	122.683	<b>105.184</b>
6	14:39:58.717	<b>56.908</b>	<b>16.614</b>	<b>21.297</b>	18.997	122.908	104.529
7	14:41:07.610	<b>1:08.893</b>	18.079	27.517	23.297	123.815	87.608
<b>(100) Paul TOUGH</b>							
1	14:34:49.926	<b>1:25.898</b>	29.170	34.446	22.282	44.325	50.955
2	14:35:55.626	<b>1:05.700</b>	18.079	26.516	21.105	106.689	91.055
3	14:36:53.437	<b>57.811</b>	16.972	<b>21.470</b>	19.369	117.733	100.460
4	14:37:51.281	<b>57.844</b>	17.010	21.547	<b>19.287</b>	118.985	100.460
5	14:39:05.718	<b>1:14.437</b>	18.666	28.136	27.635	118.775	84.732
6	14:40:20.948	<b>1:15.230</b>	22.939	31.335	20.956	68.899	71.391
7	14:41:19.013	<b>58.065</b>	17.041	21.611	19.413	117.321	101.066
8	14:42:16.731	<b>57.718</b>	<b>16.903</b>	21.497	19.318	118.775	101.066
9	14:43:32.605	<b>1:15.874</b>	20.419	29.998	25.457	<b>119.196</b>	63.190
10	14:44:46.209	<b>1:13.604</b>	23.764	29.677	20.163	77.581	55.507
11	14:45:44.361	<b>58.152</b>	16.929	21.709	19.514	118.356	<b>101.218</b>
12	14:46:42.333	<b>57.972</b>	16.995	21.676	19.301	117.321	101.218
<b>(78) David RYBOWSKI</b>							
1	14:34:23.286	<b>1:21.059</b>	27.738	31.222	22.099	33.739	65.343
2	14:35:22.218	<b>58.932</b>	17.133	22.015	19.784	115.107	97.540
3	14:36:35.211	<b>1:12.993</b>	21.435	31.076	20.482	115.107	65.153
4	14:37:33.670	<b>58.459</b>	17.002	21.705	19.752	116.506	98.543
5	14:38:50.287	<b>1:16.617</b>	21.318	30.117	25.182	116.103	61.007
6	14:39:56.665	<b>1:06.378</b>	21.612	24.381	20.385	87.380	86.590
7	14:40:55.350	<b>58.685</b>	<b>16.800</b>	21.716	20.169	<b>117.526</b>	<b>99.714</b>
8	14:42:06.947	<b>1:11.597</b>	21.983	28.498	21.116	98.111	65.986
9	14:43:04.737	<b>57.790</b>	16.900	<b>21.385</b>	<b>19.505</b>	116.912	98.979
10	14:44:22.923	<b>1:18.186</b>	22.300	29.315	26.571	61.907	61.907
11	14:45:31.917	<b>1:08.994</b>	22.288	26.032	20.674	64.651	89.596
12	14:46:30.492	<b>58.575</b>	17.135	21.816	19.624	116.709	97.399
13	14:47:46.389	<b>1:15.897</b>	22.416	29.729	23.752	116.912	70.714
<b>(25) Alastair MOWAT</b>							
1	14:34:45.357	<b>1:27.617</b>	29.549	36.795	21.273	46.732	56.679
2	14:35:50.202	<b>1:04.845</b>	18.199	25.716	20.930	112.220	94.120
3	14:36:49.492	<b>59.290</b>	17.463	21.901	19.926	114.518	96.419
4	14:37:48.376	<b>58.884</b>	17.380	21.748	19.756	116.506	96.558
5	14:39:10.379	<b>1:22.003</b>	17.145	34.440	30.418	116.506	97.117
6	14:40:23.987	<b>1:13.608</b>	24.508	28.690	20.410	77.671	57.455
7	14:41:22.561	<b>58.574</b>	17.148	21.766	<b>19.660</b>	116.912	96.697
8	14:42:21.588	<b>59.027</b>	17.240	<b>21.714</b>	20.073	116.506	97.117
9	14:43:24.578	<b>1:02.990</b>	17.240	25.766	19.984	116.506	<b>97.824</b>
10	14:44:23.999	<b>59.421</b>	<b>17.138</b>	22.271	20.012	<b>117.116</b>	97.540
11	14:45:23.088	<b>59.089</b>	17.541	21.849	19.699	116.103	97.257
12	14:46:22.211	<b>59.123</b>	17.460	21.815	19.848	116.304	96.143
13	14:47:42.301	<b>1:20.090</b>	21.362	35.778	22.950	116.103	59.230
<b>(49) Alan TAIT</b>							
1	14:34:26.689	<b>1:22.877</b>	27.427	31.579	23.871	35.061	61.118
2	14:35:26.144	<b>59.455</b>	17.374	22.190	19.891	117.116	101.066
3	14:36:46.856	<b>1:20.712</b>	23.378	31.213	26.121	117.116	57.603
4	14:38:06.539	<b>1:19.683</b>	26.255	32.248	21.180	54.515	51.701
5	14:39:05.405	<b>58.866</b>	<b>16.911</b>	22.044	19.911	<b>119.196</b>	<b>101.832</b>
6	14:40:24.389	<b>1:18.984</b>	21.486	30.888	26.610	115.903	66.246
7	14:41:43.100	<b>1:18.711</b>	23.990	33.729	20.992	66.312	58.052
8	14:43:01.237	<b>1:18.137</b>	20.992	28.936	28.209	118.147	60.186
9	14:44:19.831	<b>1:18.594</b>	23.484	26.639	28.471	63.973	66.312
10	14:45:35.947	<b>1:16.116</b>	25.787	28.661	21.668	63.190	62.776
11	14:46:34.732	<b>58.785</b>	17.179	<b>21.726</b>	<b>19.880</b>	118.356	100.460
<b>(69) Adrian MILNE</b>							
1	14:34:03.760	<b>1:10.615</b>	23.333	26.893	20.389	38.903	79.043
2	14:35:03.046	<b>59.286</b>	17.113	22.846	19.327	120.480	<b>101.524</b>
3	14:36:01.932	<b>58.886</b>	16.929	<b>22.723</b>	<b>19.234</b>	121.792	101.524
4	14:37:26.176	<b>1:24.244</b>	20.708	36.083	27.453	<b>122.236</b>	69.686
5	14:38:38.217	<b>1:12.041</b>	23.546	27.803	20.692	71.620	66.312
6	14:39:37.852	<b>59.635</b>	<b>16.750</b>	22.787	20.098	121.133	100.914

Lap	Time of Day	Lap Tm	S1	S2	S3	SFSpd	S1Spd
7	14:43:08.459	<b>3:30.607</b>	21.829	30.037	2:38.741	120.265	62.137
8	14:44:21.199	<b>1:12.740</b>	24.436	27.270	21.034	39.921	71.467
<b>(33) Paul MARTIN</b>							
1	14:34:42.231	<b>1:28.368</b>	29.386	37.202	21.780	34.186	56.919
2	14:35:41.972	<b>59.741</b>	17.521	<b>22.423</b>	19.797	116.103	<b>96.836</b>
3	14:36:57.563	<b>1:15.591</b>	20.825	34.257	20.509	112.408	81.441
4	14:37:57.161	<b>59.598</b>	<b>17.394</b>	22.434	<b>19.770</b>	114.323	96.005
5	14:39:15.102	<b>1:17.941</b>	27.264	29.958	20.719	113.166	51.821
6	14:40:15.721	<b>1:00.619</b>	17.587	22.534	20.498	<b>116.912</b>	95.459
<b>(5) Paul TOMLINSON</b>							
1	14:34:30.065	<b>1:23.100</b>	26.484	32.584	24.032	38.064	62.600
2	14:35:31.719	<b>1:01.654</b>	18.630	22.872	20.152	108.413	94.651
3	14:36:31.888	<b>1:00.169</b>	17.629	22.606	<b>19.934</b>	117.733	97.117
4	14:37:37.198	<b>1:05.310</b>	<b>17.428</b>	23.019	24.863	<b>119.196</b>	<b>97.540</b>
5	14:39:00.692	<b>1:23.494</b>	22.866	33.073	27.555	73.022	74.730
6	14:40:12.167	<b>1:11.475</b>	23.407	26.880	21.188	69.614	67.581
7	14:41:15.028	<b>1:02.861</b>	17.587	23.752	21.522	118.356	96.976
8	14:42:15.198	<b>1:00.170</b>	17.610	<b>22.419</b>	20.141	117.321	96.143
9	14:43:15.734	<b>1:00.536</b>	17.579	22.912	20.045	118.356	95.868
<b>(103) Stuart ROBERTSON</b>							
1	14:34:34.117	<b>1:26.164</b>	27.198	34.666	24.300	38.656	53.049
2	14:35:34.842	<b>1:00.725</b>	<b>18.059</b>	<b>21.998</b>	20.668	107.372	96.419
3	14:36:40.426	<b>1:05.584</b>	19.265	23.733	22.586	<b>112.033</b>	80.272
4	14:37:47.380	<b>1:06.954</b>	19.635	24.613	22.706	86.814	91.677
5	14:39:04.709	<b>1:17.329</b>	22.976	26.680	25.673	94.120	76.086
6	14:40:06.097	<b>1:01.388</b>	18.384	22.419	20.585	108.941	94.385
7	14:43:49.159	<b>3:43.062</b>	19.615	26.838	2:56.609	110.556	71.620
8	14:44:52.870	<b>1:03.711</b>	20.519	22.364	20.828	50.685	94.919
9	14:45:53.252	<b>1:00.382</b>	18.150	22.135	<b>20.097</b>	110.374	<b>97.399</b>
<b>(77) Ian BONTHORNE</b>							
1	14:34:34.672	<b>1:24.365</b>	26.522	33.932	23.911	39.592	57.406
2	14:35:35.871	<b>1:01.199</b>	18.371	22.421	20.407	108.588	97.682
3	14:36:37.153	<b>1:01.282</b>	18.513	22.553	20.216	<b>115.903</b>	97.682
4	14:37:37.901	<b>1:00.748</b>	<b>18.037</b>	<b>22.226</b>	20.485	115.305	97.540
5	14:38:44.925	<b>1:07.024</b>	18.781	26.214	22.029	115.703	94.518
6	14:39:45.861	<b>1:00.936</b>	18.243	22.357	20.336	114.714	97.682
7	14:43:06.808	<b>3:20.947</b>	21.735	27.032	2:32.180	115.703	69.614
8	14:44:13.435	<b>1:06.627</b>	21.898	23.592	21.137	38.723	93.076
9	14:45:14.325	<b>1:00.890</b>	18.177	22.257	20.456	114.129	<b>97.824</b>
10	14:46:24.242	<b>1:09.917</b>	20.147	29.610	<b>20.160</b>	114.714	64.776
11	14:47:34.227	<b>1:09.985</b>	18.231	26.420	25.334	114.714	96.976
<b>(13) Lewis SKENE</b>							
1	14:34:02.206	<b>1:11.607</b>	24.131	25.497	21.979	39.084	69.977
2	14:35:07.552	<b>1:05.346</b>	19.370				





# Super Lap Scotland - Round 6 AC

Super Lap Scotland Knockhill 1.267 miles

Qualifying - Group 2 18/09/2016 14:35

Practice (15:00 Time) started at 14:32:41

Lap	Time of Day	Lap Tm	S1	S2	S3	SFSpd	S1Spd	Lap	Time of Day	Lap Tm	S1	S2	S3	SFSpd	S1Spd
1	14:34:18.736	1:19.932	25.866	31.780	22.286	41.272	64.964								
2	14:35:21.448	1:02.712	18.671	22.802	21.239	106.859	89.239								
3	14:36:24.077	1:02.629	18.677	22.763	21.189	107.544	90.809								
4	14:37:27.262	1:03.185	18.473	23.065	21.647	107.890	91.928								
5	14:39:20.011	1:52.749	20.264	28.006	1:04.479	103.721	72.392								
6	14:40:32.394	1:12.383	22.220	27.308	22.855	45.343	83.054								
7	14:41:42.601	1:10.207	21.091	27.302	21.814	102.611	82.442								
8	14:42:50.324	1:07.723	20.228	24.430	23.065	97.257	87.266								
9	14:43:55.328	1:05.004	19.273	23.428	22.303	105.184	89.002								
10	14:45:00.421	1:05.093	18.953	24.223	21.917	104.366	88.416								

(42) Alex MILNE

1	14:34:11.121	1:14.956	24.633	27.762	22.561	40.573	79.890
2	14:35:18.125	1:07.004	19.052	25.790	22.162	98.111	92.054
3	14:36:21.841	1:03.716	18.495	24.274	20.947	107.030	102.611
4	14:37:35.907	1:14.066	20.368	27.735	25.963	114.714	65.471
5	14:38:49.373	1:13.466	21.570	29.234	22.662	89.120	66.116
6	14:41:27.932	2:38.559	18.664	24.783	1:55.112	107.030	99.863
7	14:42:41.758	1:13.826	21.756	26.576	25.494	42.826	90.442
8	14:43:46.726	1:04.968	18.884	24.875	21.209	98.254	97.967
9	14:44:50.303	1:03.577	18.208	24.405	20.964	111.474	98.979

(48) Robert JOBSON

1	14:42:52.905	1:15.961	24.868			32.719	74.070
2	14:44:13.266	1:20.361	29.931	27.003	23.427	100.762	74.813
3	14:45:20.772	1:07.506	20.280	25.096	22.130	68.828	89.477

Clerk of the Course :  
 Sig : Time :  
 Chief Timekeeper : Ian Sharp (SMART Timing)  
 Results available at [www.mylaps.com](http://www.mylaps.com) and [www.smart-timing.co.uk](http://www.smart-timing.co.uk)  
 Printed: 19/09/2016 18:13:33



**Super Lap Scotland - Round 6 AC**
**Sorted on best lap time**

Super Lap Scotland

Knockhill 1.267 miles

Qualifying - Group 3

18/09/2016 15:05

Practice (15:00 Time) started at 14:49:50

Pos	No.	Name	Make/Model	Class Code	Laps	Best Tm	Diff	Best Speed	2nd Best
1	62	Paul RANKIN	Subaru Impreza RB320	SLS-P	6	53.064		85.950	1:04.919
2	79	Eric HOLMES	Mitsubishi Evo	SLS-P	8	54.222	1.158	84.114	59.206
3	32	John STEVENSON	Subaru Impreza	SLS-A	10	54.551	1.487	83.607	55.953
4	888	Andrew BARBOUR	Subaru Legacy GL	SLS-P	7	54.688	1.624	83.397	55.067
5	51	Colin DORWARD	Mitsubishi Evo 5	SLS-A	7	54.828	1.764	83.185	54.885
6	46	George RIGBY	Subaru Impreza Spec-C	SLS-C	13	55.664	2.600	81.935	55.871
7	29	Archie BAIN	Subaru Impreza Type RA	SLS-A	13	56.094	3.030	81.307	56.513
8	55	Fiona KINDNESS	Subaru Impreza STi Type R	SLS-B	13	56.253	3.189	81.077	56.756
9	34	Blair McCONACHIE	Caterham Superlight R	SLS-C	11	56.382	3.318	80.892	56.753
10	37	Steven HUNTER	Mitsubishi Evo 7	SLS-P	6	57.318	4.254	79.571	57.924
11	76	Robbie WYPER	Mitsubishi Evo 8	SLS-C	12	57.329	4.265	79.556	58.160
12	63	Martyn HENRY	Vauxhall Astra VXR	SLS-C	12	58.641	5.577	77.776	58.870
13	11	Matty LAWSON	Mitsubishi	SLS-P	9	59.789	6.725	76.282	1:01.500
14	89	Steven EYRE	Subaru Impreza STi	SLS-C	13	1:00.352	7.288	75.571	1:00.450
15	65	Sam ELASSAR	McLaren 650LT	SLS-A	12	1:01.125	8.061	74.615	1:01.307
16	20	Hamish GORDON	Ultima GTR	SLS-P	3	1:01.598	8.534	74.042	1:01.601
17	7	David LONG	Caterham R400	SLS-B	3	1:03.329	10.265	72.018	1:14.702

Clerk of the Course :

Sig : Time :

Chief Timekeeper : Ian Sharp (SMART Timing)

 Results available at [www.mylaps.com](http://www.mylaps.com) and [www.smart-timing.co.uk](http://www.smart-timing.co.uk)

Printed: 19/09/2016 18:19:25

Orbits





# Super Lap Scotland - Round 6 AC

## Super Lap Scotland

Knockhill 1.267 miles

### Qualifying - Group 3

18/09/2016 15:05

Practice (15:00 Time) started at 14:49:56

Lap	Time of Day	Lap Tm	S1	S2	S3	SFSpd	S1Spd
(62) Paul RANKIN							
1	14:52:25.872	<b>1:23.647</b>	26.595	34.193	22.859	82.341	60.786
2	14:53:30.791	<b>1:04.919</b>	19.434	25.976	19.509	104.366	86.814
3	14:54:23.855	<b>53.064</b>	<b>15.296</b>	<b>20.149</b>	<b>17.619</b>	<b>146.844</b>	<b>128.805</b>
4	15:13:17.467	<b>18:53.612</b>	21.292	32.629	17:59.691	138.366	63.730
5	15:14:41.120	<b>1:23.653</b>	21.603	34.831	27.219	42.689	89.836

Lap	Time of Day	Lap Tm	S1	S2	S3	SFSpd	S1Spd
(79) Eric HOLMES							
1	14:51:35.887	<b>1:20.214</b>	26.730	32.862	20.622	39.638	60.896
2	14:52:50.418	<b>1:14.531</b>	16.219	27.133	31.179	134.754	120.697
3	14:54:09.529	<b>1:19.111</b>	23.604	27.089	28.418	64.713	84.306
4	14:55:16.978	<b>1:07.449</b>	20.318	27.201	19.930	63.190	99.419
5	15:01:57.810	<b>6:40.832</b>				138.081	
6	15:03:23.565	<b>1:25.755</b>		36.231	23.555	41.578	69.831
7	15:04:17.787	<b>54.222</b>	<b>15.417</b>	<b>20.460</b>	<b>18.345</b>	142.479	<b>128.068</b>
8	15:05:16.993	<b>59.206</b>	17.145	23.641	18.420	128.068	93.726

Lap	Time of Day	Lap Tm	S1	S2	S3	SFSpd	S1Spd
(32) John STEVENSON							
1	14:51:17.540	<b>1:14.259</b>	25.120	29.417	19.722	40.696	56.016
2	14:52:36.193	<b>1:18.653</b>	16.533	36.529	25.591	135.845	92.435
3	14:53:41.102	<b>1:04.909</b>	20.198	25.974	18.737	103.561	74.070
4	14:54:37.055	<b>55.953</b>	16.105	21.286	18.562	138.939	<b>121.133</b>
5	15:01:41.430	<b>7:04.375</b>	19.783			135.571	87.837
6	15:03:02.820	<b>1:21.390</b>	23.019	39.342	19.029	40.353	63.369
7	15:03:57.371	<b>54.551</b>	<b>15.580</b>	<b>20.809</b>	<b>18.162</b>	<b>140.982</b>	120.480
8	15:13:20.708	<b>9:23.337</b>	17.305	27.848	8:38.184	139.227	82.139
9	15:14:46.977	<b>1:26.269</b>	23.214	34.413	28.642	37.138	82.240
10	15:16:11.487	<b>1:24.510</b>	20.863	32.611	31.036	97.967	57.951

Lap	Time of Day	Lap Tm	S1	S2	S3	SFSpd	S1Spd
(888) Andrew BARBOUR							
1	14:52:13.659	<b>1:21.635</b>	25.995	31.087	24.553	39.359	53.686
2	14:53:16.327	<b>1:02.668</b>	19.965	24.117	18.586	99.272	86.479
3	14:54:11.015	<b>54.688</b>	<b>15.374</b>	<b>21.126</b>	<b>18.188</b>	<b>145.255</b>	<b>124.735</b>
4	14:55:06.082	<b>55.967</b>	15.465	21.473	<b>18.129</b>	<b>140.982</b>	121.792
5	15:04:58.173	<b>9:52.091</b>	21.874			136.675	61.341
6	15:13:03.060	<b>8:04.887</b>	24.513	25.586	7:14.788	36.832	91.179
7	15:14:32.255	<b>1:29.195</b>	25.194	40.045	23.956	45.282	80.658

Lap	Time of Day	Lap Tm	S1	S2	S3	SFSpd	S1Spd
(51) Colin DORWARD							
1	15:04:35.069	<b>13:55.541</b>	25.709	28.970	13:00.862	37.914	64.279
2	15:05:42.583	<b>1:07.514</b>	18.660	23.565	25.289	54.916	117.526
3	15:13:05.771	<b>7:23.188</b>	16.442			98.979	116.709
4	15:14:32.868	<b>1:27.097</b>	23.429	40.680	22.988	44.354	64.901
5	15:15:27.696	<b>54.828</b>	16.179	<b>20.759</b>	<b>17.890</b>	136.675	122.014
6	15:16:22.581	<b>54.885</b>	<b>15.438</b>	20.908	18.539	<b>144.317</b>	<b>122.236</b>
7	15:17:25.316	<b>1:02.735</b>	15.503	27.656	19.576	143.087	111.105

Lap	Time of Day	Lap Tm	S1	S2	S3	SFSpd	S1Spd
(46) George RIGBY							
1	14:52:25.816	<b>1:22.268</b>	25.927	34.164	22.177	96.005	60.896
2	14:53:22.702	<b>56.886</b>	16.106	21.762	19.018	126.380	110.739
3	14:54:26.171	<b>1:03.469</b>	16.251	24.768	22.450	128.805	<b>111.290</b>
4	15:01:31.835	<b>7:05.664</b>	16.396	23.972	6:25.296	<b>130.053</b>	110.556
5	15:02:59.730	<b>1:27.895</b>	29.780	37.911	20.204	27.869	51.661
6	15:03:55.601	<b>55.871</b>	16.009	21.207	<b>18.655</b>	<b>127.339</b>	110.012
7	15:04:56.758	<b>1:01.157</b>	<b>15.929</b>	21.774	23.454	128.313	111.105
8	15:12:56.032	<b>7:59.274</b>	23.000	27.927	7:08.347	76.000	71.620
9	15:14:17.909	<b>1:21.877</b>	27.858	34.535	19.484	33.705	62.194
10	15:15:13.573	<b>55.664</b>	15.930	21.031	18.703	130.053	110.193
11	15:16:09.857	<b>56.284</b>	16.206	<b>21.028</b>	19.050	126.380	109.832
12	15:17:24.514	<b>1:14.657</b>	21.679	33.210	19.768	128.068	60.676

Lap	Time of Day	Lap Tm	S1	S2	S3	SFSpd	S1Spd
(29) Archie BAIN							
1	14:51:26.950	<b>1:17.037</b>	22.949	32.164	21.924	54.338	61.850
2	14:52:44.330	<b>1:17.380</b>	16.787	33.059	27.534	130.053	109.296
3	14:53:45.345	<b>1:01.015</b>	17.338	23.359	20.318	127.581	112.220
4	14:54:49.027	<b>1:03.682</b>	16.838	26.578	20.266	124.273	95.323
5	15:01:48.630	<b>6:59.603</b>	16.592			133.415	<b>116.506</b>
6	15:03:09.521	<b>1:20.891</b>	23.060	37.868	19.963	45.807	60.841
7	15:04:06.551	<b>57.030</b>	16.115	21.961	18.954	135.025	114.714
8	15:05:02.645	<b>56.094</b>	<b>15.823</b>	21.774	18.497	137.798	115.903
9	15:12:46.581	<b>7:43.936</b>	21.109	32.351	6:50.476	135.845	62.894
10	15:13:57.484	<b>1:10.903</b>	23.325	27.787	19.791	40.795	72.004
11	15:14:53.997	<b>56.513</b>	16.012	22.118	<b>18.383</b>	138.939	113.166

Lap	Time of Day	Lap Tm	S1	S2	S3	SFSpd	S1Spd
12	15:15:55.368	<b>1:01.371</b>	17.590	23.933	19.848	<b>141.877</b>	107.201
13	15:16:51.924	<b>56.556</b>	15.963	<b>21.756</b>	18.837	139.227	115.107

Lap	Time of Day	Lap Tm	S1	S2	S3	SFSpd	S1Spd
(55) Fiona KINDNESS							
1	14:51:15.693	<b>1:14.830</b>	25.062	30.242	19.526	43.351	73.182
2	14:52:31.421	<b>1:15.728</b>	16.901	36.180	22.647	128.559	92.690
3	14:53:43.506	<b>1:12.085</b>	16.714	26.315	29.056	125.435	103.084
4	14:55:16.083	<b>1:32.577</b>	26.333	34.859	31.385	64.218	54.075
5	15:02:04.399	<b>6:48.316</b>				55.142	
6	15:03:33.287	<b>1:28.888</b>		38.641	23.119	37.469	55.599
7	15:04:30.332	<b>57.045</b>	16.446	21.697	18.902	128.805	104.856
8	15:05:27.604	<b>57.272</b>	<b>16.250</b>	21.612	19.410	129.551	<b>106.015</b>
9	15:12:54.075	<b>7:26.471</b>	21.349			122.014	55.051
10	15:14:13.141	<b>1:19.066</b>	26.890	32.143	20.033	35.944	62.717
11	15:15:09.394	<b>56.253</b>	16.557	<b>21.220</b>	<b>18.476</b>	123.587	103.402
12	15:16:06.150	<b>56.756</b>	16.529	21.438	18.789	<b>131.326</b>	105.349
13	15:17:28.522	<b>1:22.372</b>	20.493	32.275	29.604	127.098	63.071

Lap	Time of Day	Lap Tm	S1	S2	S3	SFSpd	S1Spd
(34) Blair McCONACHIE							
1	14:52:28.847	<b>1:20.890</b>	23.982	33.470	23.438	36.294	83.571
2	14:53:32.963	<b>1:04.116</b>	16.944	26.343	20.829	116.304	94.651
3	14:54:29.727	<b>56.764</b>	16.477	21.218	19.069	117.526	<b>104.204</b>
4	15:01:55.822	<b>7:26.095</b>	<b>16.298</b>	29.289	6:40.508	<b>119.621</b>	<b>103.721</b>
5	15:03:20.246	<b>1:24.424</b>	21.551	35.701	27.172	40.064	89.716
6	15:04:16.999	<b>56.753</b>	16.556	21.312	<b>18.885</b>	117.733	103.084
7	15:05:28.889	<b>1:11.890</b>	17.528	27.506	26.856	119.621	102.926
8	15:13:00.549	<b>7:31.660</b>	22.208			79.417	51.981
9	15:14:25.382	<b>1:24.833</b>	25.235	37.012	22.586	45.996	62.953
10	15:15:21.764	<b>56.382</b>	16.413	<b>20.900</b>	19.069	118.985	104.204
11	15:16:22.456	<b>1:00.692</b>	16.652	22.367	21.673	117.940	101.218

Lap	Time of Day	Lap Tm	S1	S2	S3	SFSpd	S1Spd
(37) Steven HUNTER							
1	14:52:37.925	<b>1:32.482</b>	27.370	38.761	26.351	33.387	56.251
2	14:53:38.296	<b>1:00.371</b>	17.380	23.290	19.701	120.915	110.922
3	14:54:36.220	<b>57.924</b>	16.850	22.048	19.026	126.618	112.976
4	15:01:51.132	<b>7:14.912</b>	20.318			119.835	67.649
5	15:03:11.615	<b>1:20.483</b>	22.939	36.421	21.123	38.634	80.755
6	15:04:08.933	<b>57.318</b>	<b>16.735</b>	<b>21.693</b>	<b>18.890</b>	<b>128.068</b>	<b>113.166</b>

Lap	Time of Day	Lap Tm	S1	S2	S3</
-----	-------------	--------	----	----	------



# Super Lap Scotland - Round 6 AC

Super Lap Scotland Knockhill 1.267 miles  
 Qualifying - Group 3 18/09/2016 15:05  
 Practice (15:00 Time) started at 14:49:56

Lap	Time of Day	Lap Tm	S1	S2	S3	SFSpd	S1Spd
7	15:14:38.024	<b>1:23.899</b>	22.253	36.572	25.074	51.781	67.445
8	15:15:47.313	<b>1:09.289</b>	16.991	30.689	21.609	119.835	100.762
9	15:16:47.102	<b>59.789</b>	<b>16.778</b>	<b>21.971</b>	21.040	121.572	

(89) Steven EYRE

1	14:51:30.685	<b>1:17.293</b>	23.575	30.302	23.416	46.122	77.491
2	14:52:47.576	<b>1:16.891</b>	19.233	27.938	29.720	93.857	103.084
3	14:53:51.869	<b>1:04.293</b>	19.308	24.095	20.890	94.385	<b>103.561</b>
4	14:54:58.804	<b>1:06.935</b>	17.852	26.352	22.731	116.912	102.768
5	15:01:54.094	<b>6:55.290</b>	19.477			88.416	84.306
6	15:03:15.568	<b>1:21.474</b>	22.317	35.191	23.966	35.209	91.179
7	15:04:16.493	<b>1:00.925</b>	17.719	22.956	20.250	117.116	103.242
8	15:05:24.685	<b>1:08.192</b>	18.085	26.079	24.028	118.775	78.580
9	15:12:49.250	<b>7:24.565</b>	20.111			98.111	68.970
10	15:14:02.071	<b>1:12.821</b>	21.769	27.870	23.182	45.221	75.572
11	15:15:02.735	<b>1:00.664</b>	<b>17.361</b>	22.934	20.369	115.903	103.084
12	15:16:03.087	<b>1:00.352</b>	17.395	22.826	<b>20.131</b>	119.196	102.768
13	15:17:03.537	<b>1:00.450</b>	17.538	<b>22.726</b>	20.186	<b>120.049</b>	101.678

(65) Sam ELASSAR

1	15:03:41.805	<b>1:26.170</b>	27.038	34.165	24.967	18.376	81.739
2	15:04:43.112	<b>1:01.307</b>	17.181	<b>23.521</b>	20.605	122.459	<b>102.926</b>
3	15:05:53.877	<b>1:10.765</b>	20.821	28.599	21.345	122.683	57.406
4	15:13:46.158	<b>7:52.281</b>				129.802	
5	15:14:53.008	<b>1:06.850</b>		25.721	<b>19.895</b>	40.524	86.814
6	15:15:58.701	<b>1:05.693</b>	21.197	24.276	20.220	<b>130.053</b>	91.928
7	15:16:59.826	<b>1:01.125</b>	<b>16.620</b>	24.383	20.122	125.670	101.832

(20) Hamish GORDON

1	14:51:58.985	<b>1:15.859</b>	23.762	29.765	22.332	34.825	87.837
2	14:53:00.586	<b>1:01.601</b>	18.525	<b>23.015</b>	<b>20.061</b>	106.015	104.529
3	14:54:02.184	<b>1:01.598</b>	<b>17.963</b>	23.139	20.496	<b>119.835</b>	<b>108.764</b>

(7) David LONG

1	14:51:21.583	<b>1:14.702</b>	24.406	27.808	22.488	47.493	65.280
2	14:52:41.684	<b>1:20.101</b>	16.904	35.234	27.963	126.142	107.030
3	14:53:45.013	<b>1:03.329</b>	16.907	<b>25.455</b>	<b>20.967</b>	125.201	<b>108.764</b>



**Super Lap Scotland - Round 6 AC**
**Sorted on best lap time**

Super Lap Scotland

Knockhill 1.267 miles

Qualifying - Group 1

18/09/2016 14:15

Practice started at 14:14:24

Pos	No.	Name	Make/Model	Class Code	Laps	Best Tm	Diff	Best Speed	2nd Best
1	62	Paul RANKIN	Subaru Impreza RB320	SLS-P	6	53.064		85.950	1:04.919
2	79	Eric HOLMES	Mitsubishi Evo	SLS-P	8	54.222	1.158	84.114	59.206
3	32	John STEVENSON	Subaru Impreza	SLS-A	10	54.551	1.487	83.607	55.953
4	888	Andrew BARBOUR	Subaru Legacy GL	SLS-P	7	54.688	1.624	83.397	55.067
5	51	Colin DORWARD	Mitsubishi Evo 5	SLS-A	7	54.828	1.764	83.185	54.885
6	46	George RIGBY	Subaru Impreza Spec-C	SLS-C	13	55.664	2.600	81.935	55.871
7	29	Archie BAIN	Subaru Impreza Type RA	SLS-A	13	56.094	3.030	81.307	56.513
8	55	Fiona KINDNESS	Subaru Impreza STi Type R	SLS-B	13	56.253	3.189	81.077	56.756
9	34	Blair McCONACHIE	Caterham Superlight R	SLS-C	11	56.382	3.318	80.892	56.753
10	131	Keith COWIE	Seat Leon Supercopa	SLS-D	7	56.908	3.844	80.144	57.806
11	37	Steven HUNTER	Mitsubishi Evo 7	SLS-P	6	57.318	4.254	79.571	57.924
12	76	Robbie WYPER	Mitsubishi Evo 8	SLS-C	12	57.329	4.265	79.556	58.160
13	100	Paul TOUGH	BMW M3	SLS-D	12	57.718	4.654	79.019	57.811
14	78	David RYBOWSKI	Subaru Impreza WRX	SLS-D	13	57.790	4.726	78.921	58.459
15	25	Alastair MOWAT	BMW E46 M3	SLS-E	13	58.574	5.510	77.865	58.884
16	63	Martyn HENRY	Vauxhall Astra VXR	SLS-C	12	58.641	5.577	77.776	58.870
17	49	Alan TAIT	Subaru Impreza	SLS-D	11	58.785	5.721	77.585	58.866
18	69	Adrian MILNE	Mitsubishi Evo VIII GSR	SLS-D	8	58.886	5.822	77.452	59.286
19	33	Paul MARTIN	Mitsubishi Evo 8 MR	SLS-D	6	59.598	6.534	76.527	59.741
20	11	Matty LAWSON	Mitsubishi	SLS-P	10	59.789	6.725	76.282	1:01.500
21	5	Paul TOMLINSON	Subaru Impreza	SLS-D	9	1:00.169	7.105	75.800	1:00.170
22	67	Marshall WISHART	Mazda RX8	SLS-F	12	1:00.223	7.159	75.733	1:00.548
23	89	Steven EYRE	Subaru Impreza STi	SLS-C	13	1:00.352	7.288	75.571	1:00.450
24	103	Stuart ROBERTSON	Renault Clio	SLS-D	9	1:00.382	7.318	75.533	1:00.725
25	21	Scott ROBSON	Lotus Elise	SLS-F	11	1:00.445	7.381	75.454	1:01.145
26	77	Ian BONTHORNE	BMW M3	SLS-D	11	1:00.748	7.684	75.078	1:00.890
27	65	Sam ELASSAR	McLaren 650LT	SLS-A	11	1:01.125	8.061	74.615	1:01.307
28	64	Andrew CAMERON	Porsche 911 Carrera	SLS-E	8	1:01.288	8.224	74.417	1:01.599
29	20	Hamish GORDON	Ultima GTR	SLS-P	3	1:01.598	8.534	74.042	1:01.601
30	93	Allister PHILLIPS	Honda Prelude Si VTEC	SLS-F	11	1:01.654	8.590	73.975	1:01.832
31	27	Paul WILSON	Renault Clio Cup	SLS-E	8	1:01.676	8.612	73.948	1:02.021
32	41	Neil METHVEN	Renault Clio 182	SLS-F	7	1:01.717	8.653	73.899	1:01.884
33	26	Kevin KENSETT	Peugeot 106	SLS-E	11	1:01.862	8.798	73.726	1:01.900
34	38	Chris HISLOP	Renault Clio 197	SLS-F	11	1:02.293	9.229	73.216	1:02.804
35	54	Steven McNAB	Renault Clio	SLS-F	12	1:02.365	9.301	73.131	1:02.634
36	12	James McELENY	Subaru Impreza	SLS-E	6	1:02.448	9.384	73.034	1:03.433
37	13	Lewis SKENE	Renault Megane RS	SLS-E	11	1:02.471	9.407	73.007	1:02.562
38	83	Fraser JAMIESON	Renault Clio 172 Ph1	SLS-E	12	1:02.575	9.511	72.886	1:02.892
39	43	Stuart BUCHAN	Renault Clio 172 Cup	SLS-E	10	1:02.629	9.565	72.823	1:02.712
40	16	Martin KELMAN	Renault Clio 172 Cup	SLS-E	12	1:02.754	9.690	72.678	1:02.886
41	7	David LONG	Caterham R400	SLS-B	3	1:03.329	10.265	72.018	1:14.702
42	81	Ian PITMAN	Subaru Impreza	SLS-F	3	1:03.343	10.279	72.002	1:30.853
43	42	Alex MILNE	Audi TTRS Plus	SLS-D	9	1:03.577	10.513	71.737	1:03.716

Clerk of the Course :

Orbits

Sig : Time :

Chief Timekeeper : Ian Sharp (SMART Timing)

 Results available at [www.mylaps.com](http://www.mylaps.com) and [www.smart-timing.co.uk](http://www.smart-timing.co.uk)




# Super Lap Scotland - Round 6 AC

Sorted on best lap time

Super Lap Scotland Knockhill 1.267 miles

Qualifying - Group 1 18/09/2016 14:15

Practice started at 14:14:24

Pos	No.	Name	Make/Model	Class Code	Laps	Best Tm	Diff	Best Speed	2nd Best
44	358	Stavros COSTA	Peugeot 205 GTi	SLS-E	12	1:04.433	11.369	70.784	1:04.803
45	132	Suzanne BUIST	Mini Cooper S	SLS-F	10	1:07.124	14.060	67.946	1:07.477
46	48	Robert JOBSON	Lotus Elise	SLS-F	3	1:07.506	14.442	67.562	1:15.961

Clerk of the Course :

Sig : Time :

Chief Timekeeper : Ian Sharp (SMART Timing)

Results available at [www.mylaps.com](http://www.mylaps.com) and [www.smart-timing.co.uk](http://www.smart-timing.co.uk)

Printed: 19/09/2016 18:01:05



**Super Lap Scotland - Round 6 AC**

Sorted on best lap time

Super Lap Scotland

Knockhill 1.267 miles

Qualifying - Group 1

18/09/2016 14:15

Practice started at 14:14:24

Pos	No.	Name	Make/Model	Class Code	Laps	Best Tm	Diff	Best Speed	2nd Best
<b>Super Lap Scotland (A)</b>									
1	32	John STEVENSON	Subaru Impreza	SLS-A	10	54.551		83.607	55.953
2	51	Colin DORWARD	Mitsubishi Evo 5	SLS-A	7	54.828	0.277	83.185	54.885
3	29	Archie BAIN	Subaru Impreza Type RA	SLS-A	13	56.094	1.543	81.307	56.513
4	65	Sam ELASSAR	McLaren 650LT	SLS-A	11	1:01.125	6.574	74.615	1:01.307
<b>Super Lap Scotland (B)</b>									
1	55	Fiona KINDNESS	Subaru Impreza STi Type R	SLS-B	13	56.253		81.077	56.756
2	7	David LONG	Caterham R400	SLS-B	3	1:03.329	7.076	72.018	1:14.702
<b>Super Lap Scotland (C)</b>									
1	46	George RIGBY	Subaru Impreza Spec-C	SLS-C	13	55.664		81.935	55.871
2	34	Blair McCONACHIE	Caterham Superlight R	SLS-C	11	56.382	0.718	80.892	56.753
3	76	Robbie WYPER	Mitsubishi Evo 8	SLS-C	12	57.329	1.665	79.556	58.160
4	63	Martyn HENRY	Vauxhall Astra VXR	SLS-C	12	58.641	2.977	77.776	58.870
5	89	Steven EYRE	Subaru Impreza STi	SLS-C	13	1:00.352	4.688	75.571	1:00.450
<b>Super Lap Scotland (D)</b>									
1	131	Keith COWIE	Seat Leon Supercopa	SLS-D	7	56.908		80.144	57.806
2	100	Paul TOUGH	BMW M3	SLS-D	12	57.718	0.810	79.019	57.811
3	78	David RYBOWSKI	Subaru Impreza WRX	SLS-D	13	57.790	0.882	78.921	58.459
4	49	Alan TAIT	Subaru Impreza	SLS-D	11	58.785	1.877	77.585	58.866
5	69	Adrian MILNE	Mitsubishi Evo VIII GSR	SLS-D	8	58.886	1.978	77.452	59.286
6	33	Paul MARTIN	Mitsubishi Evo 8 MR	SLS-D	6	59.598	2.690	76.527	59.741
7	5	Paul TOMLINSON	Subaru Impreza	SLS-D	9	1:00.169	3.261	75.800	1:00.170
8	103	Stuart ROBERTSON	Renault Clio	SLS-D	9	1:00.382	3.474	75.533	1:00.725
9	77	Ian BONTHORNE	BMW M3	SLS-D	11	1:00.748	3.840	75.078	1:00.890
10	42	Alex MILNE	Audi TTRS Plus	SLS-D	9	1:03.577	6.669	71.737	1:03.716
<b>Super Lap Scotland (E)</b>									
1	25	Alastair MOWAT	BMW E46 M3	SLS-E	13	58.574		77.865	58.884
2	64	Andrew CAMERON	Porsche 911 Carrera	SLS-E	8	1:01.288	2.714	74.417	1:01.599
3	27	Paul WILSON	Renault Clio Cup	SLS-E	8	1:01.676	3.102	73.948	1:02.021
4	26	Kevin KENSETT	Peugeot 106	SLS-E	11	1:01.862	3.288	73.726	1:01.900
5	12	James McELENY	Subaru Impreza	SLS-E	6	1:02.448	3.874	73.034	1:03.433
6	13	Lewis SKENE	Renault Megane RS	SLS-E	11	1:02.471	3.897	73.007	1:02.562
7	83	Fraser JAMIESON	Renault Clio 172 Ph1	SLS-E	12	1:02.575	4.001	72.886	1:02.892
8	43	Stuart BUCHAN	Renault Clio 172 Cup	SLS-E	10	1:02.629	4.055	72.823	1:02.712
9	16	Martin KELMAN	Renault Clio 172 Cup	SLS-E	12	1:02.754	4.180	72.678	1:02.886
10	358	Stavros COSTA	Peugeot 205 GTi	SLS-E	12	1:04.433	5.859	70.784	1:04.803
<b>Super Lap Scotland (F)</b>									

Clerk of the Course :

Sig : Time :  
 Chief Timekeeper : Ian Sharp (SMART Timing)  
 Results available at [www.mylaps.com](http://www.mylaps.com) and [www.smart-timing.co.uk](http://www.smart-timing.co.uk)

Orbits



**Super Lap Scotland - Round 6 AC**

Sorted on best lap time

Super Lap Scotland Knockhill 1.267 miles  
 Qualifying - Group 1 18/09/2016 14:15  
 Practice started at 14:14:24

Pos	No.	Name	Make/Model	Class Code	Laps	Best Tm	Diff	Best Speed	2nd Best
1	67	Marshall WISHART	Mazda RX8	SLS-F	12	1:00.223		75.733	1:00.548
2	21	Scott ROBSON	Lotus Elise	SLS-F	11	1:00.445	0.222	75.454	1:01.145
3	93	Allister PHILLIPS	Honda Prelude Si VTEC	SLS-F	11	1:01.654	1.431	73.975	1:01.832
4	41	Neil METHVEN	Renault Clio 182	SLS-F	7	1:01.717	1.494	73.899	1:01.884
5	38	Chris HISLOP	Renault Clio 197	SLS-F	11	1:02.293	2.070	73.216	1:02.804
6	54	Steven McNAB	Renault Clio	SLS-F	12	1:02.365	2.142	73.131	1:02.634
7	81	Ian PITMAN	Subaru Impreza	SLS-F	3	1:03.343	3.120	72.002	1:30.853
8	132	Suzanne BUIST	Mini Cooper S	SLS-F	10	1:07.124	6.901	67.946	1:07.477
9	48	Robert JOBSON	Lotus Elise	SLS-F	3	1:07.506	7.283	67.562	1:15.961

**Super Lap Scotland (Pro)**

1	62	Paul RANKIN	Subaru Impreza RB320	SLS-P	6	53.064		85.950	1:04.919
2	79	Eric HOLMES	Mitsubishi Evo	SLS-P	8	54.222	1.158	84.114	59.206
3	888	Andrew BARBOUR	Subaru Legacy GL	SLS-P	7	54.688	1.624	83.397	55.067
4	37	Steven HUNTER	Mitsubishi Evo 7	SLS-P	6	57.318	4.254	79.571	57.924
5	11	Matty LAWSON	Mitsubishi	SLS-P	10	59.789	6.725	76.282	1:01.500
6	20	Hamish GORDON	Ultima GTR	SLS-P	3	1:01.598	8.534	74.042	1:01.601

Clerk of the Course :

Sig : Time :

Chief Timekeeper : Ian Sharp (SMART Timing)

Results available at [www.mylaps.com](http://www.mylaps.com) and [www.smart-timing.co.uk](http://www.smart-timing.co.uk)





Edinburgh Watch Company - Perfect Lap comparison

No.	Name	Class	Best Sector 1	Best Sector 2	Best Sector 3	Perfect Lap	Best Lap	Difference	Tiebreak	
									2nd Best Lap	Difference
38	Chris HISLOP	F	18.145	22.751	21.397	01.02.293	1:02.293	0:00.000	1:02.804	0:00.511
37	Steven HUNTER	Pro	16.735	21.693	18.890	00.57.318	0:57.318	0:00.000	0:57.924	0:00.606
76	Robbie WYPER	C	16.486	21.356	19.487	00.57.329	0:57.329	0:00.000	0:58.160	0:00.831
32	John STEVENSON	A	15.580	20.809	18.162	00.54.551	0:54.551	0:00.000	0:55.953	0:01.402
79	Eric HOLMES	Pro	15.417	20.460	18.345	00.54.222	0:54.222	0:00.000	0:59.206	0:04.984
48	Robert JOBSON	F	20.280	25.096	22.130	01.07.506	1:07.506	0:00.000	1:15.961	0:08.455
62	Paul RANKIN	Pro	15.296	20.149	17.619	00.53.064	0:53.064	0:00.000	1:04.919	0:11.855
7	David LONG	B	16.904	25.455	20.967	01.03.326	1:03.329	0:00.003		
27	Paul WILSON	E	18.401	22.331	20.936	01.01.668	1:01.676	0:00.008		
12	James McELENY	E	18.333	22.901	21.205	01.02.439	1:02.448	0:00.009		
33	Paul MARTIN	D	17.394	22.423	19.770	00.59.587	0:59.598	0:00.011		
67	Marshall WISHART	F	18.087	21.910	20.212	01.00.209	1:00.223	0:00.014		
131	Keith COWIE	D	16.614	21.297	18.961	00.56.872	0:56.908	0:00.036		
46	George RIGBY	C	15.929	21.028	18.655	00.55.612	0:55.664	0:00.052		
41	Neil METHVEN	F	18.372	22.633	20.659	01.01.664	1:01.717	0:00.053		
100	Paul TOUGH	D	16.903	21.470	19.287	00.57.660	0:57.718	0:00.058		
888	Andrew BARBOUR	Pro	15.374	21.126	18.129	00.54.629	0:54.688	0:00.059		
25	Alistair MOWAT	E	17.138	21.714	19.660	00.58.512	0:58.574	0:00.062		
78	David RYBOWSKI	D	16.800	21.385	19.505	00.57.690	0:57.790	0:00.100		
54	Steven McNAB	F	18.324	22.785	21.135	01.02.244	1:02.365	0:00.121		
29	Archie BAIN	A	15.823	21.756	18.383	00.55.962	0:56.094	0:00.132		
89	Steven EYRE	C	17.361	22.726	20.131	01.00.218	1:00.352	0:00.134		
69	Adrian MILNE	D	16.750	22.723	19.234	00.58.707	0:58.886	0:00.179		
43	Stuart BUCHAN	E	18.473	22.763	21.189	01.02.425	1:02.629	0:00.204		
83	Fraser JAMIESON	E	18.224	22.969	21.176	01.02.369	1:02.575	0:00.206		
103	Stuart ROBERTSON	D	18.059	21.998	20.097	01.00.154	1:00.382	0:00.228		
81	Ian PITMAN	F	18.298	23.257	21.548	01.03.103	1:03.343	0:00.240		
26	Kevin KENSETT	E	18.322	22.561	20.728	01.01.611	1:01.862	0:00.251		
16	Martin KELMAN	E	18.386	22.763	21.338	01.02.487	1:02.754	0:00.267		
49	Alan TAIT	D	16.911	21.726	19.880	00.58.517	0:58.785	0:00.268		
132	Suzanne BUIST	F	19.357	24.937	22.538	01.06.832	1:07.124	0:00.292		
34	Blair McCONACHIE	C	16.298	20.900	18.885	00.56.083	0:56.382	0:00.299		
55	Fiona KINDNESS	B	16.250	21.220	18.476	00.55.946	0:56.253	0:00.307		
77	Ian BONTHORNE	E	18.037	22.226	20.160	01.00.423	1:00.748	0:00.325		
13	Lewis SKENE	E	18.394	22.759	20.938	01.02.091	1:02.471	0:00.380		
93	Allister PHILLIPS	F	17.932	22.598	20.738	01.01.268	1:01.654	0:00.386		
5	Paul TOMLINSON	D	17.428	22.419	19.934	00.59.781	1:00.169	0:00.388		
358	Stavros COSTA	E	18.521	23.738	21.726	01.03.985	1:04.433	0:00.448		
63	Martyn HENRY	C	17.331	21.368	19.432	00.58.131	0:58.641	0:00.510		
64	Andrew CAMERON	E	18.064	22.497	20.212	01.00.773	1:01.288	0:00.515		
20	Hamish GORDON	Pro	17.963	23.015	20.061	01.01.039	1:01.598	0:00.559		
51	Colin DORWARD	A	15.438	20.759	17.890	00.54.087	0:54.828	0:00.741		
11	Matty LAWSON	Pro	16.778	21.971	20.276	00.59.025	0:59.789	0:00.764		
65	Sam ELASSAR	A	16.620	23.521	19.895	01.00.036	1:01.125	0:01.089		
42	Alex MILNE	D	17.852	24.095	20.890	01.02.837	1:04.293	0:01.456		



Scottish Motorsports Automatic Race Timing

**Super Lap Scotland - Round 6 AC**

Sorted on best lap time

Super Lap Scotland Knockhill 1.267 miles  
 Final - Group 1 18/09/2016 15:50  
 Practice started at 16:02:15

Pos	No.	Name	Make/Model	Class Code	Laps	Best Tm	Diff	Best Speed	2nd Best
1	67	Marshall WISHART	Mazda RX8	SLS-F	2	1:00.531		75.347	1:20.485
2	21	Scott ROBSON	Lotus Elise	SLS-F	2	1:01.327	0.796	74.369	1:22.175
3	93	Allister PHILLIPS	Honda Prelude Si VTEC	SLS-F	2	1:01.399	0.868	74.282	1:20.955
4	27	Paul WILSON	Renault Clio Cup	SLS-E	2	1:01.966	1.435	73.602	1:22.369
5	41	Neil METHVEN	Renault Clio 182	SLS-F	2	1:02.166	1.635	73.366	1:23.391
6	26	Kevin KENSETT	Peugeot 106	SLS-E	2	1:02.358	1.827	73.140	1:18.675
7	54	Steven McNAB	Renault Clio	SLS-F	2	1:02.444	1.913	73.039	1:17.760
8	38	Chris HISLOP	Renault Clio 197	SLS-F	2	1:02.554	2.023	72.910	1:17.340
9	64	Andrew CAMERON	Porsche 911 Carrera	SLS-E	2	1:03.103	2.572	72.276	1:16.044
10	16	Martin KELMAN	Renault Clio 172 Cup	SLS-E	2	1:03.202	2.671	72.163	1:08.827
11	358	Stavros COSTA	Peugeot 205 GTi	SLS-E	2	1:04.537	4.006	70.670	1:13.178
12	132	Suzanne BUIST	Mini Cooper S	SLS-F	2	1:06.147	5.616	68.950	1:17.064

Clerk of the Course :

Orbits

Sig :                      Time :  
 Chief Timekeeper : Ian Sharp (SMART Timing)  
 Results available at [www.mylaps.com](http://www.mylaps.com) and [www.smart-timing.co.uk](http://www.smart-timing.co.uk)





# Super Lap Scotland - Round 6 AC

<b>Super Lap Scotland</b>	Knockhill 1.267 miles
<b>Final - Group 1</b>	18/09/2016 15:50
<b>Practice started at 16:02:15</b>	

Lap	Time of Day	Lap Tm	S1	S2	S3	SFSpd	S1Spd	Lap	Time of Day	Lap Tm	S1	S2	S3	SFSpd	S1Spd
<b>(67) Marshall WISHART</b>															
1	16:17:00.337	<b>1:20.485</b>	27.874	32.153	<b>20.458</b>	46.186	48.037								
2	16:18:00.868	<b>1:00.531</b>	<b>17.999</b>	<b>22.049</b>	20.483	106.520	<b>88.649</b>								
<b>(21) Scott ROBSON</b>															
1	16:16:44.417	<b>1:22.175</b>	32.495			39.039									
2	16:17:45.744	<b>1:01.327</b>	<b>18.096</b>			106.015									
<b>(93) Allister PHILLIPS</b>															
1	16:16:12.342	<b>1:20.955</b>	27.269	31.916	21.770	26.779	43.239								
2	16:17:13.741	<b>1:01.399</b>	<b>18.067</b>	<b>22.503</b>	<b>20.829</b>	105.020	<b>88.183</b>								
<b>(27) Paul WILSON</b>															
1	16:12:53.129	<b>1:22.369</b>	26.188	34.670	21.511	38.568	59.126								
2	16:13:55.095	<b>1:01.966</b>	<b>18.437</b>	<b>22.347</b>	<b>21.182</b>	102.142	<b>86.702</b>								
<b>(41) Neil METHVEN</b>															
1	16:12:38.590	<b>1:23.391</b>	28.320	32.865	22.206	40.160	69.112								
2	16:13:40.756	<b>1:02.166</b>	<b>18.223</b>	<b>22.889</b>	<b>21.054</b>	101.832	<b>88.649</b>								
<b>(26) Kevin KENSETT</b>															
1	16:12:18.387	<b>1:18.675</b>	27.246	30.227	21.202	37.490	56.871								
2	16:13:20.745	<b>1:02.358</b>	<b>18.571</b>	<b>23.001</b>	<b>20.786</b>	104.856	<b>87.722</b>								
<b>(54) Steven McNAB</b>															
1	16:08:58.661	<b>1:17.760</b>	24.740	31.494	21.526	46.281	53.008								
2	16:10:01.105	<b>1:02.444</b>	<b>18.192</b>	<b>23.088</b>	<b>21.164</b>	105.349	<b>88.416</b>								
<b>(38) Chris HISLOP</b>															
1	16:12:02.716	<b>1:17.340</b>	26.726	28.959	21.655	35.848	53.133								
2	16:13:05.270	<b>1:02.554</b>	<b>18.186</b>	<b>23.002</b>	<b>21.366</b>	101.678	<b>87.380</b>								
<b>(64) Andrew CAMERON</b>															
1	16:16:20.392	<b>1:16.044</b>	21.341	32.253	22.450	46.635	87.608								
2	16:17:23.495	<b>1:03.103</b>	<b>18.698</b>	<b>23.600</b>	<b>20.805</b>	113.357	<b>95.868</b>								
<b>(16) Martin KELMAN</b>															
1	16:08:35.081	<b>1:08.827</b>	22.398	24.410	22.019	39.498	87.380								
2	16:09:38.283	<b>1:03.202</b>	<b>18.494</b>	<b>23.021</b>	<b>21.687</b>	105.515	<b>89.716</b>								
<b>(358) Stavros COSTA</b>															
1	16:08:26.755	<b>1:13.178</b>	22.820	27.499	22.859	43.463	80.658								
2	16:09:31.292	<b>1:04.537</b>	<b>18.653</b>	<b>23.711</b>	<b>22.173</b>	<b>103.084</b>	<b>88.183</b>								
<b>(132) Suzanne BUIST</b>															
1	16:08:19.395	<b>1:17.064</b>	25.851	28.627	22.586	36.177	71.467								
2	16:09:25.542	<b>1:06.147</b>	<b>19.375</b>	<b>24.844</b>	<b>21.928</b>	<b>105.681</b>	<b>86.702</b>								



# Super Lap Scotland - Round 6 AC

Sorted on best lap time

Super Lap Scotland Knockhill 1.267 miles

Final - Group 2 18/09/2016 16:15

Practice started at 16:20:24

Pos	No.	Name	Make/Model	Class Code	Laps	Best Tm	Diff	Best Speed	2nd Best
1	100	Paul TOUGH	BMW M3	SLS-D	4	58.085		78.520	1:09.514
2	78	David RYBOWSKI	Subaru Impreza WRX	SLS-D	2	58.301	0.216	78.229	1:15.758
3	49	Alan TAIT	Subaru Impreza	SLS-D	2	58.636	0.551	77.782	1:08.684
4	25	Alastair MOWAT	BMW E46 M3	SLS-E	2	58.742	0.657	77.642	1:17.459
5	69	Adrian MILNE	Mitsubishi Evo VIII GSR	SLS-D	2	59.766	1.681	76.312	1:09.897
6	77	Ian BONTHORNE	BMW M3	SLS-D	2	59.811	1.726	76.254	1:11.319
7	103	Stuart ROBERTSON	Renault Clio	SLS-D	2	1:00.222	2.137	75.734	1:20.599
8	5	Paul TOMLINSON	Subaru Impreza	SLS-D	2	1:00.548	2.463	75.326	1:25.868
9	42	Alex MILNE	Audi TTRS Plus	SLS-D	2	1:02.153	4.068	73.381	1:22.463
10	83	Fraser JAMIESON	Renault Clio 172 Ph1	SLS-E	2	1:02.877	4.792	72.536	1:15.200
11	48	Robert JOBSON	Audi A3 3.2	SLS-F	3	1:03.061	4.976	72.324	1:16.336
12	13	Lewis SKENE	Renault Megane RS	SLS-E	2	1:03.089	5.004	72.292	1:09.386
13	43	Stuart BUCHAN	Renault Clio 172 Cup	SLS-E	2	1:03.647	5.562	71.658	1:17.530
Not classified (from pos 14)									
	33	Paul MARTIN	Mitsubishi Evo 8 MR	SLS-D	2	1:21.785	23.700	55.766	
	131	Keith COWIE	Seat Leon Supercopa	SLS-D				-	

### Announcements

Car No.33 - Lap time disallowed - Exceeding track limits.  
 RED FLAG - Car No.131 - Car No's 48 & 100 given a re-run.

Clerk of the Course :

Sig : Time :  
 Chief Timekeeper : Ian Sharp (SMART Timing)  
 Results available at [www.mylaps.com](http://www.mylaps.com) and [www.smart-timing.co.uk](http://www.smart-timing.co.uk)





# Super Lap Scotland - Round 6 AC

**Super Lap Scotland** Knockhill 1.267 miles  
**Final - Group 2** 18/09/2016 16:15  
**Practice started at 16:20:23**

Lap	Time of Day	Lap Tm	S1	S2	S3	SFSpd	S1Spd	Lap	Time of Day	Lap Tm	S1	S2	S3	SFSpd	S1Spd
<b>(100) Paul TOUGH</b>															
1	16:35:01.753	<b>1:18.852</b>	27.465	31.578	19.809	40.426	56.488								
2	16:38:45.239	<b>3:43.486</b>	17.044			<b>117.526</b>	100.611								
3	16:39:54.753	<b>1:09.514</b>	23.693	26.012	19.809	42.662	89.836								
4	16:40:52.838	<b>58.085</b>	<b>16.816</b>	<b>21.729</b>	<b>19.540</b>	117.321	<b>101.371</b>								
<b>(78) David RYBOWSKI</b>															
1	16:32:04.403	<b>1:15.758</b>	29.092	26.060	20.606	31.521	57.653								
2	16:33:02.704	<b>58.301</b>	<b>17.022</b>	<b>21.706</b>	<b>19.573</b>	<b>118.985</b>	<b>101.678</b>								
<b>(49) Alan TAIT</b>															
1	16:31:24.121	<b>1:08.684</b>	22.086	26.378	20.220	38.835	80.950								
2	16:32:22.757	<b>58.636</b>	<b>17.107</b>	<b>21.993</b>	<b>19.536</b>	117.526	<b>100.161</b>								
<b>(25) Alastair MOWAT</b>															
1	16:31:48.772	<b>1:17.459</b>	32.606	24.818	20.035	19.761	59.651								
2	16:32:47.514	<b>58.742</b>	<b>17.274</b>	<b>21.753</b>	<b>19.715</b>	<b>117.321</b>	<b>96.836</b>								
<b>(69) Adrian MILNE</b>															
1	16:31:12.507	<b>1:09.897</b>	21.737	27.956	20.204	45.714	88.532								
2	16:32:12.273	<b>59.766</b>	<b>17.220</b>	<b>22.760</b>	<b>19.786</b>	<b>119.835</b>	<b>101.066</b>								
<b>(77) Ian BONTHORNE</b>															
1	16:26:31.165	<b>1:11.319</b>	23.554	26.449	21.316	37.323	72.004								
2	16:27:30.976	<b>59.811</b>	<b>17.688</b>	<b>22.036</b>	<b>20.087</b>	115.305	<b>97.967</b>								
<b>(103) Stuart ROBERTSON</b>															
1	16:26:51.417	<b>1:20.599</b>	26.764	31.365	22.470	39.615	45.528								
2	16:27:51.639	<b>1:00.222</b>	<b>18.114</b>	<b>22.113</b>	<b>19.995</b>	108.238	<b>94.919</b>								
<b>(5) Paul TOMLINSON</b>															
1	16:27:10.423	<b>1:25.868</b>	30.325	33.459	22.084	36.333	53.988								
2	16:28:10.971	<b>1:00.548</b>	<b>17.620</b>	<b>22.798</b>	<b>20.130</b>	115.903	<b>97.540</b>								
<b>(42) Alex MILNE</b>															
1	16:22:53.813	<b>1:22.463</b>	28.050	30.637	23.776	42.021	57.016								
2	16:23:55.966	<b>1:02.153</b>	<b>17.536</b>	<b>24.191</b>	<b>20.426</b>	113.166	<b>101.066</b>								
<b>(83) Fraser JAMIESON</b>															
1	16:23:13.920	<b>1:15.200</b>	23.373	29.826	22.001	42.127	75.828								
2	16:24:16.797	<b>1:02.877</b>	<b>18.426</b>	<b>23.042</b>	<b>21.409</b>	104.043	<b>88.299</b>								
<b>(48) Robert JOBSON</b>															
1	16:38:53.581	<b>4:39.728</b>	24.681			44.472									
2	16:40:09.917	<b>1:16.336</b>	26.038			35.829									
3	16:41:12.978	<b>1:03.061</b>	<b>18.551</b>			104.529									
<b>(13) Lewis SKENE</b>															
1	16:23:20.052	<b>1:09.386</b>	22.553	24.949	21.884	41.196	88.068								
2	16:24:23.141	<b>1:03.089</b>	<b>18.333</b>	<b>23.176</b>	<b>21.580</b>	<b>106.520</b>	<b>89.358</b>								
<b>(43) Stuart BUCHAN</b>															
1	16:23:02.191	<b>1:17.530</b>	25.208	28.875	23.447	34.414	77.047								
2	16:24:05.838	<b>1:03.647</b>	<b>18.636</b>	<b>23.281</b>	<b>21.730</b>	103.242	<b>87.494</b>								
<b>(33) Paul MARTIN</b>															
1	16:27:21.876	<b>1:21.785</b>	26.815	32.554	22.416	35.507	62.484								
2	16:28:23.277	<b>1:01.401</b>	<b>17.936</b>	<b>23.262</b>	<b>20.203</b>	<b>111.660</b>	<b>96.143</b>								



# Super Lap Scotland - Round 6 AC

Sorted on best lap time

Super Lap Scotland Knockhill 1.267 miles

Final - Group 3 18/09/2016 16:40

Practice started at 16:45:05

Pos	No.	Name	Make/Model	Class Code	Laps	Best Tm	Diff	Best Speed	2nd Best
1	62	Paul RANKIN	Subaru Impreza RB320	SLS-P	2	52.980		86.086	1:10.355
2	79	Eric HOLMES	Mitsubishi Evo	SLS-P	2	53.815	0.835	84.750	1:12.626
3	888	Andrew BARBOUR	Subaru Legacy GL	SLS-P	2	53.912	0.932	84.598	1:09.558
4	51	Colin DORWARD	Mitsubishi Evo 5	SLS-A	2	54.719	1.739	83.350	1:15.091
5	46	George RIGBY	Subaru Impreza Spec-C	SLS-C	2	55.964	2.984	81.496	1:14.146
6	32	John STEVENSON	Subaru Impreza	SLS-A	2	56.155	3.175	81.219	1:07.648
7	34	Blair McCONACHIE	Caterham Superlight R	SLS-C	2	56.228	3.248	81.113	1:15.006
8	29	Archie BAIN	Subaru Impreza Type RA	SLS-A	2	56.364	3.384	80.918	1:16.599
9	55	Fiona KINDNESS	Subaru Impreza STi Type R	SLS-B	2	57.108	4.128	79.863	1:20.873
10	63	Martyn HENRY	Vauxhall Astra VXR	SLS-C	5	58.830	5.850	77.526	1:13.636
11	65	Sam ELASSAR	McLaren 650LT	SLS-A	2	1:00.267	7.287	75.677	1:04.380
12	89	Steven EYRE	Subaru Impreza STi	SLS-C	2	1:01.044	8.064	74.714	1:18.410
<b>Not classified (from pos 13)</b>									
	76	Robbie WYPER	Mitsubishi Evo 8	SLS-C	2	1:03.702	10.722	71.596	
	11	Matty LAWSON	Mitsubishi	SLS-P	1	1:17.795	24.815	58.626	

### Announcements

- Car No.76 - Lap time disallowed - Exceeding track limits.
- Car No.63 - Awarded re-run - Yellow Flag

Clerk of the Course :

Sig : Time :  
 Chief Timekeeper : Ian Sharp (SMART Timing)  
 Results available at [www.mylaps.com](http://www.mylaps.com) and [www.smart-timing.co.uk](http://www.smart-timing.co.uk)





# Super Lap Scotland - Round 6 AC

<b>Super Lap Scotland</b>	<b>Knockhill 1.267 miles</b>
<b>Final - Group 3</b>	<b>18/09/2016 16:40</b>
<b>Practice started at 16:45:06</b>	

Lap	Time of Day	Lap Tm	S1	S2	S3	SFSpd	S1Spd	Lap	Time of Day	Lap Tm	S1	S2	S3	SFSpd	S1Spd
<b>(62) Paul RANKIN</b>															
1	16:59:03.750	<b>1:10.355</b>	25.705	26.773	17.877	40.257	67.717								
2	16:59:56.730	<b>52.980</b>	<b>14.918</b>	<b>20.282</b>	<b>17.780</b>	<b>147.489</b>	<b>131.070</b>								
<b>(79) Eric HOLMES</b>															
1	16:58:50.397	<b>1:12.626</b>	26.810	27.065	18.751	38.325	68.828								
2	16:59:44.212	<b>53.815</b>	<b>15.157</b>	<b>20.683</b>	<b>17.975</b>	<b>147.166</b>	<b>124.735</b>								
<b>(888) Andrew BARBOUR</b>															
1	16:55:12.574	<b>1:09.558</b>	24.425	26.671	18.462	39.615	89.120								
2	16:56:06.486	<b>53.912</b>	<b>15.254</b>	<b>20.852</b>	<b>17.806</b>	<b>144.628</b>	<b>125.905</b>								
<b>(51) Colin DORWARD</b>															
1	16:55:00.511	<b>1:15.091</b>	24.169	32.638	18.284	37.407	62.310								
2	16:55:55.230	<b>54.719</b>	<b>15.312</b>	<b>21.470</b>	<b>17.937</b>	<b>146.523</b>	<b>125.201</b>								
<b>(46) George RIGBY</b>															
1	16:54:44.758	<b>1:14.146</b>	25.206	29.769	19.171	36.392	60.186								
2	16:55:40.722	<b>55.964</b>	<b>15.814</b>	<b>20.984</b>	<b>19.166</b>	<b>130.306</b>	<b>110.922</b>								
<b>(32) John STEVENSON</b>															
1	16:58:34.068	<b>1:07.648</b>	22.203	27.025	<b>18.420</b>	39.779	91.677								
2	16:59:30.223	<b>56.155</b>	<b>16.012</b>	<b>21.572</b>	18.571	138.652	<b>120.049</b>								
<b>(34) Blair McCONACHIE</b>															
1	16:50:30.693	<b>1:15.006</b>	31.828	23.908	19.270	26.683	55.970								
2	16:51:26.921	<b>56.228</b>	<b>16.551</b>	<b>20.961</b>	<b>18.716</b>	117.733	<b>105.184</b>								
<b>(29) Archie BAIN</b>															
1	16:51:07.024	<b>1:16.599</b>	27.241	29.894	19.464	24.062	70.196								
2	16:52:03.388	<b>56.364</b>	<b>16.359</b>	<b>21.489</b>	<b>18.516</b>	128.559	<b>115.504</b>								
<b>(55) Fiona KINDNESS</b>															
1	16:50:54.084	<b>1:20.873</b>	26.980	33.296	20.597	31.669	74.647								
2	16:51:51.192	<b>57.108</b>	<b>16.271</b>	<b>22.156</b>	<b>18.681</b>	130.814	<b>106.351</b>								
<b>(63) Martyn HENRY</b>															
1	16:47:04.289	<b>1:15.344</b>	23.722	30.296	21.326	44.768	57.406								
2	16:48:03.451	<b>59.162</b>	17.584	<b>21.263</b>	20.315	<b>114.323</b>	<b>93.857</b>								
3	16:58:05.599	<b>10:02.148</b>	21.446	28.146	9:12.556	108.941	65.216								
4	16:59:19.235	<b>1:13.636</b>	25.596	27.798	20.242	46.635	53.643								
5	17:00:18.065	<b>58.830</b>	<b>17.540</b>	21.580	<b>19.710</b>	114.323	93.726								
<b>(65) Sam ELASSAR</b>															
1	16:46:12.840	<b>1:04.380</b>	19.932	24.644	19.804	43.661	93.076								
2	16:47:13.107	<b>1:00.267</b>	<b>16.571</b>	<b>24.113</b>	<b>19.583</b>	<b>133.947</b>	<b>108.064</b>								
<b>(89) Steven EYRE</b>															
1	16:46:35.701	<b>1:18.410</b>	31.859	25.747	20.804	45.964	92.181								
2	16:47:36.745	<b>1:01.044</b>	<b>17.332</b>	<b>23.249</b>	<b>20.463</b>	120.049	<b>103.882</b>								
<b>(76) Robbie WYPER</b>															
1	16:50:05.817	<b>1:03.702</b>	20.385	23.355	19.962	39.993	97.117								
2	16:51:04.042	<b>58.225</b>	<b>16.438</b>	<b>22.031</b>	<b>19.756</b>	<b>124.735</b>	<b>105.349</b>								
<b>(11) Matty LAWSON</b>															
1	16:46:45.766	<b>1:17.795</b>	27.373	29.722	<b>20.700</b>	40.894	59.230								

**Super Lap Scotland - Round 6 AC**
**Sorted on best lap time**
**Super Lap Scotland**
**Knockhill 1.267 miles**
**Final - Group 1**
**18/09/2016 15:50**
**Practice started at 16:02:15**

Pos	No.	Name	Make/Model	Class Code	Laps	Best Tm	Diff	Best Speed	2nd Best
1	62	Paul RANKIN	Subaru Impreza RB320	SLS-P	2	52.980		86.086	1:10.355
2	79	Eric HOLMES	Mitsubishi Evo	SLS-P	2	53.815	0.835	84.750	1:12.626
3	888	Andrew BARBOUR	Subaru Legacy GL	SLS-P	2	53.912	0.932	84.598	1:09.558
4	51	Colin DORWARD	Mitsubishi Evo 5	SLS-A	2	54.719	1.739	83.350	1:15.091
5	46	George RIGBY	Subaru Impreza Spec-C	SLS-C	2	55.964	2.984	81.496	1:14.146
6	32	John STEVENSON	Subaru Impreza	SLS-A	2	56.155	3.175	81.219	1:07.648
7	34	Blair McCONACHIE	Caterham Superlight R	SLS-C	2	56.228	3.248	81.113	1:15.006
8	29	Archie BAIN	Subaru Impreza Type RA	SLS-A	2	56.364	3.384	80.918	1:16.599
9	55	Fiona KINDNESS	Subaru Impreza STi Type R	SLS-B	2	57.108	4.128	79.863	1:20.873
10	100	Paul TOUGH	BMW M3	SLS-D	4	58.085	5.105	78.520	1:09.514
11	78	David RYBOWSKI	Subaru Impreza WRX	SLS-D	2	58.301	5.321	78.229	1:15.758
12	49	Alan TAIT	Subaru Impreza	SLS-D	2	58.636	5.656	77.782	1:08.684
13	25	Alastair MOWAT	BMW E46 M3	SLS-E	2	58.742	5.762	77.642	1:17.459
14	63	Martyn HENRY	Vauxhall Astra VXR	SLS-C	5	58.830	5.850	77.526	59.162
15	69	Adrian MILNE	Mitsubishi Evo VIII GSR	SLS-D	2	59.766	6.786	76.312	1:09.897
16	77	Ian BONTHORNE	BMW M3	SLS-D	2	59.811	6.831	76.254	1:11.319
17	103	Stuart ROBERTSON	Renault Clio	SLS-D	2	1:00.222	7.242	75.734	1:20.599
18	65	Sam ELASSAR	McLaren 650LT	SLS-A	2	1:00.267	7.287	75.677	1:04.380
19	67	Marshall WISHART	Mazda RX8	SLS-F	2	1:00.531	7.551	75.347	1:20.485
20	5	Paul TOMLINSON	Subaru Impreza	SLS-D	2	1:00.548	7.568	75.326	1:25.868
21	89	Steven EYRE	Subaru Impreza STi	SLS-C	2	1:01.044	8.064	74.714	1:18.410
22	21	Scott ROBSON	Lotus Elise	SLS-F	2	1:01.327	8.347	74.369	1:22.175
23	93	Allister PHILLIPS	Honda Prelude Si VTEC	SLS-F	2	1:01.399	8.419	74.282	1:20.955
24	27	Paul WILSON	Renault Clio Cup	SLS-E	2	1:01.966	8.986	73.602	1:22.369
25	42	Alex MILNE	Audi TTRS Plus	SLS-D	2	1:02.153	9.173	73.381	1:22.463
26	41	Neil METHVEN	Renault Clio 182	SLS-F	2	1:02.166	9.186	73.366	1:23.391
27	26	Kevin KENSETT	Peugeot 106	SLS-E	2	1:02.358	9.378	73.140	1:18.675
28	54	Steven McNAB	Renault Clio	SLS-F	2	1:02.444	9.464	73.039	1:17.760
29	38	Chris HISLOP	Renault Clio 197	SLS-F	2	1:02.554	9.574	72.910	1:17.340
30	83	Fraser JAMIESON	Renault Clio 172 Ph1	SLS-E	2	1:02.877	9.897	72.536	1:15.200
31	48	Robert JOBSON	Lotus Elise	SLS-F	3	1:03.061	10.081	72.324	1:16.336
32	13	Lewis SKENE	Renault Megane RS	SLS-E	2	1:03.089	10.109	72.292	1:09.386
33	64	Andrew CAMERON	Porsche 911 Carrera	SLS-E	2	1:03.103	10.123	72.276	1:16.044
34	16	Martin KELMAN	Renault Clio 172 Cup	SLS-E	2	1:03.202	10.222	72.163	1:08.827
35	43	Stuart BUCHAN	Renault Clio 172 Cup	SLS-E	2	1:03.647	10.667	71.658	1:17.530
36	358	Stavros COSTA	Peugeot 205 GTi	SLS-E	2	1:04.537	11.557	70.670	1:13.178
37	132	Suzanne BUIST	Mini Cooper S	SLS-F	2	1:06.147	13.167	68.950	1:17.064

**Not classified (from pos 38)**

33	Paul MARTIN	Mitsubishi Evo 8 MR	SLS-D	2	-
76	Robbie WYPER	Mitsubishi Evo 8	SLS-C	2	-
11	Matty LAWSON	Mitsubishi	SLS-P	1	-
131	Keith COWIE	Seat Leon Supercopa	SLS-D	-	-

**Announcements**

Car No's 33 &amp; 76 - Lap times disallowed - Exceeding track limits.

RED FLAG - Car No.131 - Car No's 48 &amp; 100 awarded re-run.

Car No.63 - Awarded re-run - Yellow Flag.

**Clerk of the Course :**
**Sig :**                      **Time :**
**Chief Timekeeper : Ian Sharp (SMART Timing)**
**Results available at [www.mylaps.com](http://www.mylaps.com) and [www.smart-timing.co.uk](http://www.smart-timing.co.uk)**
**Printed: 19/09/2016 18:01:21**
**Orbits**




**Super Lap Scotland - Round 6 AC**
**Sorted on best lap time**
**Super Lap Scotland**
**Knockhill 1.267 miles**
**Final - Group 1**
**18/09/2016 15:50**
**Practice started at 16:02:15**

Pos	No.	Name	Make/Model	Class Code	Laps	Best Tm	Diff	Best Speed	2nd Best
<b>Super Lap Scotland (A)</b>									
1	51	Colin DORWARD	Mitsubishi Evo 5	SLS-A	2	<b>54.719</b>		83.350	1:15.091
2	32	John STEVENSON	Subaru Impreza	SLS-A	2	<b>56.155</b>	1.436	81.219	1:07.648
3	29	Archie BAIN	Subaru Impreza Type RA	SLS-A	2	<b>56.364</b>	1.645	80.918	1:16.599
4	65	Sam ELASSAR	McLaren 650LT	SLS-A	2	<b>1:00.267</b>	5.548	75.677	1:04.380

**Super Lap Scotland (B)**

1	55	Fiona KINDNESS	Subaru Impreza STi Type R	SLS-B	2	<b>57.108</b>		79.863	1:20.873
---	----	----------------	---------------------------	-------	---	---------------	--	--------	----------

**Super Lap Scotland (C)**

1	46	George RIGBY	Subaru Impreza Spec-C	SLS-C	2	<b>55.964</b>		81.496	1:14.146
2	34	Blair McCONACHIE	Caterham Superlight R	SLS-C	2	<b>56.228</b>	0.264	81.113	1:15.006
3	63	Martyn HENRY	Vauxhall Astra VXR	SLS-C	5	<b>58.830</b>	2.866	77.526	59.162
4	89	Steven EYRE	Subaru Impreza STi	SLS-C	2	<b>1:01.044</b>	5.080	74.714	1:18.410

**Not classified (from pos 38)**

76	Robbie WYPER	Mitsubishi Evo 8	SLS-C	2	-				
----	--------------	------------------	-------	---	---	--	--	--	--

**Super Lap Scotland (D)**

1	100	Paul TOUGH	BMW M3	SLS-D	4	<b>58.085</b>		78.520	1:09.514
2	78	David RYBOWSKI	Subaru Impreza WRX	SLS-D	2	<b>58.301</b>	0.216	78.229	1:15.758
3	49	Alan TAIT	Subaru Impreza	SLS-D	2	<b>58.636</b>	0.551	77.782	1:08.684
4	69	Adrian MILNE	Mitsubishi Evo VIII GSR	SLS-D	2	<b>59.766</b>	1.681	76.312	1:09.897
5	77	Ian BONTHORNE	BMW M3	SLS-D	2	<b>59.811</b>	1.726	76.254	1:11.319
6	103	Stuart ROBERTSON	Renault Clio	SLS-D	2	<b>1:00.222</b>	2.137	75.734	1:20.599
7	5	Paul TOMLINSON	Subaru Impreza	SLS-D	2	<b>1:00.548</b>	2.463	75.326	1:25.868
8	42	Alex MILNE	Audi TTRS Plus	SLS-D	2	<b>1:02.153</b>	4.068	73.381	1:22.463

**Not classified (from pos 38)**

33	Paul MARTIN	Mitsubishi Evo 8 MR	SLS-D	2	-				
131	Keith COWIE	Seat Leon Supercopa	SLS-D		-				

**Super Lap Scotland (E)**

1	25	Alastair MOWAT	BMW E46 M3	SLS-E	2	<b>58.742</b>		77.642	1:17.459
2	27	Paul WILSON	Renault Clio Cup	SLS-E	2	<b>1:01.966</b>	3.224	73.602	1:22.369
3	26	Kevin KENSETT	Peugeot 106	SLS-E	2	<b>1:02.358</b>	3.616	73.140	1:18.675
4	83	Fraser JAMIESON	Renault Clio 172 Ph1	SLS-E	2	<b>1:02.877</b>	4.135	72.536	1:15.200
5	13	Lewis SKENE	Renault Megane RS	SLS-E	2	<b>1:03.089</b>	4.347	72.292	1:09.386
6	64	Andrew CAMERON	Porsche 911 Carrera	SLS-E	2	<b>1:03.103</b>	4.361	72.276	1:16.044
7	16	Martin KELMAN	Renault Clio 172 Cup	SLS-E	2	<b>1:03.202</b>	4.460	72.163	1:08.827
8	43	Stuart BUCHAN	Renault Clio 172 Cup	SLS-E	2	<b>1:03.647</b>	4.905	71.658	1:17.530
9	358	Stavros COSTA	Peugeot 205 GTi	SLS-E	2	<b>1:04.537</b>	5.795	70.670	1:13.178

**Announcements**

Car No's 33 &amp; 76 - Lap times disallowed - Exceeding track limits.

RED FLAG - Car No.131 - Car No's 48 &amp; 100 awarded re-run.

Car No.63 - Awarded re-run - Yellow Flag.

**Clerk of the Course :**
**Sig :**                      **Time :**
**Chief Timekeeper : Ian Sharp (SMART Timing)**
**Results available at [www.mylaps.com](http://www.mylaps.com) and [www.smart-timing.co.uk](http://www.smart-timing.co.uk)**
**Printed: 19/09/2016 18:01:46**
**Orbits**


**Super Lap Scotland - Round 6 AC**

Sorted on best lap time

Super Lap Scotland

Knockhill 1.267 miles

Final - Group 1

18/09/2016 15:50

Practice started at 16:02:15

Pos	No.	Name	Make/Model	Class Code	Laps	Best Tm	Diff	Best Speed	2nd Best
<b>Super Lap Scotland (F)</b>									
1	67	Marshall WISHART	Mazda RX8	SLS-F	2	1:00.531		75.347	1:20.485
2	21	Scott ROBSON	Lotus Elise	SLS-F	2	1:01.327	0.796	74.369	1:22.175
3	93	Allister PHILLIPS	Honda Prelude Si VTEC	SLS-F	2	1:01.399	0.868	74.282	1:20.955
4	41	Neil METHVEN	Renault Clio 182	SLS-F	2	1:02.166	1.635	73.366	1:23.391
5	54	Steven McNAB	Renault Clio	SLS-F	2	1:02.444	1.913	73.039	1:17.760
6	38	Chris HISLOP	Renault Clio 197	SLS-F	2	1:02.554	2.023	72.910	1:17.340
7	48	Robert JOBSON	Lotus Elise	SLS-F	3	1:03.061	2.530	72.324	1:16.336
8	132	Suzanne BUIST	Mini Cooper S	SLS-F	2	1:06.147	5.616	68.950	1:17.064

**Super Lap Scotland (Pro)**

1	62	Paul RANKIN	Subaru Impreza RB320	SLS-P	2	52.980		86.086	1:10.355
2	79	Eric HOLMES	Mitsubishi Evo	SLS-P	2	53.815	0.835	84.750	1:12.626
3	888	Andrew BARBOUR	Subaru Legacy GL	SLS-P	2	53.912	0.932	84.598	1:09.558

**Not classified (from pos 38)**

11	Matty LAWSON	Mitsubishi	SLS-P	1					
----	--------------	------------	-------	---	--	--	--	--	--

**Announcements**

Car No's 33 & 76 - Lap times disallowed - Exceeding track limits.  
 RED FLAG - Car No.131 - Car No's 48 & 100 awarded re-run.  
 Car No.63 - Awarded re-run - Yellow Flag.

Clerk of the Course :

Sig :                      Time :  
 Chief Timekeeper : Ian Sharp (SMART Timing)

 Results available at [www.mylaps.com](http://www.mylaps.com) and [www.smart-timing.co.uk](http://www.smart-timing.co.uk)

Printed: 19/09/2016 18:01:46

Orbits

