

Knockhill

1st May 2016



May Day Race Meeting



OFFICIAL FEEDER SERIES

BEATSON'S
BUILDING SUPPLIES

www.Superchips.co.uk
be driven



**wheels
around**



S.M.A.R.T.

Scottish Motorsports Automatic Race Timing

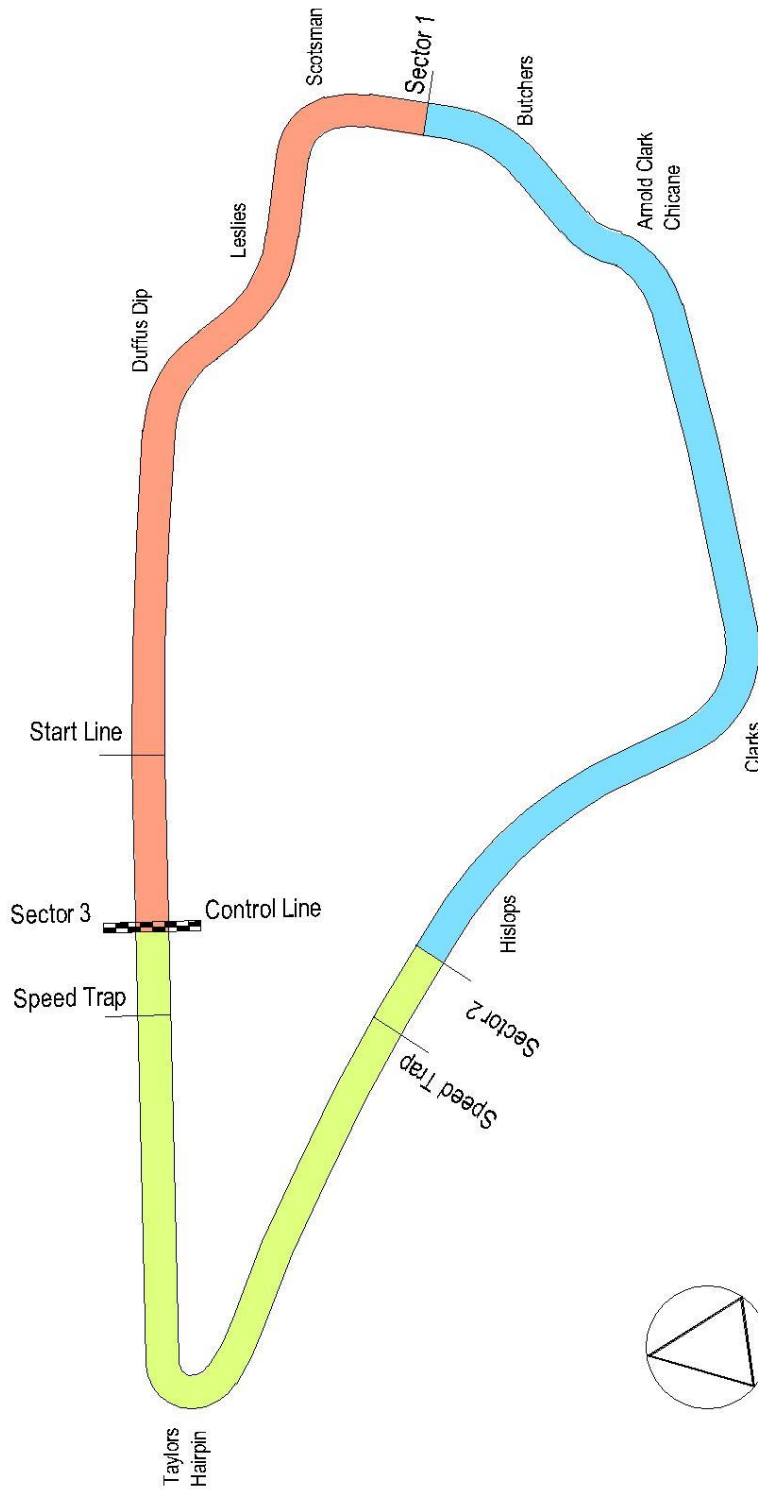
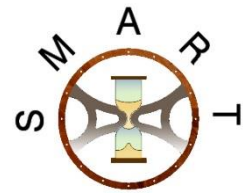
Ravenslea, Melrose Road, Galashiels, TD1 2AT

Telephone : 01896 – 752447

Scottish Motorsports Automatic Race Timing

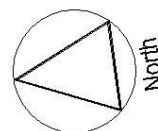
Circuit layout

Knockhill – Clockwise



Length
 0.433 Mile
 0.503 Mile
 0.334 Mile

Sector 1
 Sector 2
 Sector 3



SMRC May Day Race Meeting

Sorted on best lap time

Celtic Speed Mini Cooper Cup

Knockhill 1.267 miles

Qualifying 1

01/05/2016 08:30

Practice (10:00 Time) started at 8:29:59

Pos	No.	Name	Make/Model	CC	Class Code	Laps	Best Tm	Diff	Best Speed	2nd Best
1	99	Aiden MOFFAT	Mini Cooper	1600	Guest	8	1:06.743		68.334	1:06.976
2	20	Kyle REID	Mini Cooper	1600	SM	9	1:06.836	0.093	68.239	1:07.722
3	61	Malcolm McNAB	Mini Cooper	1600	SM	8	1:06.977	0.234	68.096	1:07.527
4	8	Hannah CHAPMAN	Mini Cooper	1600	SM L	8	1:06.977	0.234	68.096	1:08.034
5	3	Jock BORTHWICK	Mini Cooper	1600	SM	9	1:07.143	0.400	67.927	1:07.484
6	87	Paul BELL	Mini Cooper	1600	SM	7	1:07.304	0.561	67.765	1:08.085
7	67	Mark GERAGHTY	Mini Cooper	1600	SMN	8	1:07.337	0.594	67.732	1:08.068
8	29	Chris REID	Mini Cooper	1600	SM	9	1:07.355	0.612	67.713	1:07.821
9	4	Dominic WHEATLEY	Mini Cooper	1600	SMN	8	1:07.454	0.711	67.614	1:07.556
10	11	Morgan MURRAY	Mini Cooper	1600	SM	8	1:07.482	0.739	67.586	1:07.588
11	33	Dylan O'DONNELL	Mini Cooper	1600	SMN	8	1:07.577	0.834	67.491	1:07.923
12	91	Robbie DALGLEISH	Mini Cooper	1600	SMN	9	1:07.651	0.908	67.417	1:08.367
13	23	Ian MUNRO	Mini Cooper	1600	SM	8	1:07.654	0.911	67.414	1:08.371
14	47	Reis ROBERTSON	Mini Cooper	1600	SMN	8	1:07.857	1.114	67.213	1:07.886
15	98	Brandon WALSH	Mini Cooper	1600	SMN	8	1:07.947	1.204	67.123	1:08.236
16	38	Scott FORBES	Mini Cooper	1600	SM	9	1:08.035	1.292	67.037	1:08.580
17	5	Des WHEATLEY	Mini Cooper	1600	SM	5	1:08.164	1.421	66.910	1:09.109
18	30	Callum DRYBURGH	Mini Cooper	1600	SM	8	1:08.535	1.792	66.548	1:08.936
19	6	Daniel DREELAN	Mini Cooper	1600	SM	8	1:08.574	1.831	66.510	1:09.024
20	24	John DUNCAN	Mini Cooper	1600	SMN	8	1:08.819	2.076	66.273	1:10.437
21	96	Taelor SHAND	Mini Cooper	1600	SMN L	8	1:08.900	2.157	66.195	1:09.156
22	51	Chris MILFORD	Mini Cooper	1600	SM	8	1:08.934	2.191	66.162	1:09.241
23	26	William BLAKE	Mini Cooper	1600	SM	7	1:09.604	2.861	65.526	1:09.847
24	12	Allan PATERSON	Mini Cooper	1600	SMN	7	1:09.908	3.165	65.241	1:09.914
25	7	Jonny DREELAN	Mini Cooper	1600	SMN	7	1:09.987	3.244	65.167	1:10.006
26	50	Andrew BELL	Mini Cooper	1600	SMN	7	1:10.744	4.001	64.470	1:13.310
27	9	Martin MCGEOUGH	Mini Cooper	1600	SMN	8	1:11.187	4.444	64.068	1:12.554
28	10	Neal ROBERTSON	Mini Cooper	1600	SMN	6	1:14.533	7.790	61.192	1:15.903

Announcements

Car No.10 - No working transponder - Please fix before 1st Race.

Clerk of the Course.

Orbits

Sig : Time :

Chief Timekeeper : Ian Sharp (SMART Timing)

 Results available at www.mylaps.com and www.smart-timing.co.uk

Printed: 02/05/2016 08:54:06



SMRC May Day Race Meeting

Celtic Speed Mini Cooper Cup

Knockhill 1.267 miles

Race 1 - 1st Race

01/05/2016 10:35

Race (9 Laps) started at 10:45:26

POLE POSITION

2	20 Kyle REID 1:06.836
4	8 Hannah CHAPMAN 1:06.977
6	87 Paul BELL 1:07.304
8	29 Chris REID 1:07.355
10	11 Morgan MURRAY 1:07.482
12	91 Robbie DALGLEISH 1:07.651
14	47 Reis ROBERTSON 1:07.857
16	38 Scott FORBES 1:08.035
18	30 Callum DRYBURGH 1:08.535
20	24 John DUNCAN 1:08.819

1	99 Aiden MOFFAT 1:06.743
3	61 Malcolm McNAB 1:06.977
5	3 Jock BORTHWICK 1:07.143
7	67 Mark GERAGHTY 1:07.337
9	4 Dominic WHEATLEY 1:07.454
11	33 Dylan O'DONNELL 1:07.577
13	23 Ian MUNRO 1:07.654
15	98 Brandon WALSH 1:07.947
17	5 Des WHEATLEY 1:08.164
19	6 Daniel DREELAN 1:08.574

1
2
3
4
5
6
7
8
9
10

Clerk of the Course.

Orbits

Sig : Time :
 Chief Timekeeper : Ian Sharp (SMART Timing)
 Results available at www.mylaps.com and www.smart-timing.co.uk



SMRC May Day Race Meeting


Celtic Speed Mini Cooper Cup

Knockhill 1.267 miles

Race 1 - 1st Race

01/05/2016 10:35

Race (9 Laps) started at 10:45:26



22
51 Chris MILFORD 1:08.934
24
12 Allan PATERSON 1:09.908
26
50 Andrew BELL 1:10.744
28
10 Neal ROBERTSON 1:14.533

21
96 Taelor SHAND 1:08.900
23
26 William BLAKE 1:09.604
25
7 Jonny DREELAN 1:09.987
27
9 Martin MCGEOUGH 1:11.187

11

12

13

14

Qualifying Results



Bulletin No. _____

SMRC May Day Race Meeting

Sorted on best lap time

Scottish Legends Championship

Knockhill 1.267 miles

Familiarisation - Q2

01/05/2016 08:45

Practice (6 Laps) started at 8:51:26

Pos	No.	Name	Make/Model	CC	Class Code	Laps	Best Tm	Diff	Best Speed	2nd Best
1	1	John PATERSON	Ford Coupe	1250	L	6	1:07.482		67.586	1:07.725
2	6	David HUNTER	Ford Coupe	1250	L	5	1:09.404	1.922	65.714	1:09.990
3	46	Ross McCULLOCH	Ford Coupe	1250	L R	5	1:10.373	2.891	64.810	1:12.172
4	17	Billy WAIT	37 Ford	1250	L	6	1:10.618	3.136	64.585	1:12.926
5	7	Andrew DUNN	Ford Coupe	1250	LT	6	1:12.432	4.950	62.967	1:12.730
6	52	Stewart BLACK	Ford Coupe	1250	L	6	1:12.532	5.050	62.880	1:13.723
7	88	Jeff PRITCHARD	Ford Coupe	1200	L	5	1:13.916	6.434	61.703	1:15.316
8	77	Allan CLARKE	Ford Coupe	1250	L R	5	1:24.011	16.529	54.289	1:25.735

Announcements

Car No.17 - No working transponder - Please fix before 1st Race.

Clerk of the Course.

Sig : Time :

Chief Timekeeper : Ian Sharp (SMART Timing)

Results available at www.mylaps.com and www.smart-timing.co.uk

Printed: 02/05/2016 09:38:26

Orbits





SMRC May Day Race Meeting

Scottish Legends Championship

Knockhill 1.267 miles

Familiarisation - Q2

01/05/2016 08:45

Practice (6 Laps) started at 8:51:26

Lap	Time of Day	Lap Tm	S1	S2	S3	S3Spd	SFSpd	Lap	Time of Day	Lap Tm	S1	S2	S3	S3Spd	SFSpd
(1) John PATERSON															
1	8:52:41.517			30.389	20.839	78.123	87.722								
2	8:53:49.504	1:07.987	21.879	26.257	19.851	92.690	87.380								
3	8:54:56.986	1:07.482	21.841	25.999	19.642	94.785	87.952								
4	8:56:04.711	1:07.725	21.591	26.016	20.118	93.595	87.722								
5	8:57:13.135	1:08.424	22.044	26.032	20.348	93.205	86.257								
6	8:58:22.724	1:09.589	22.531	26.570	20.488	93.465	87.040								
(6) David HUNTER															
1	8:52:50.173			28.058	20.605	94.518	88.416								
2	8:54:00.163	1:09.990	22.772	26.841	20.377	96.143	90.686								
3	8:55:09.567	1:09.404	22.404	26.771	20.229	95.731	88.884								
4	8:56:19.636	1:10.069	22.542	26.971	20.556	94.651	87.380								
5	8:57:39.316	1:19.680	23.631	29.259	26.790	82.240	31.491								
(46) Ross McCULLOCH															
1	8:52:51.918			28.588	20.638	93.857	88.767								
2	8:54:02.291	1:10.373	22.862	27.391	20.120	93.988	86.814								
3	8:55:18.216	1:15.925	27.272	27.803	20.850	93.076	89.477								
4	8:56:30.388	1:12.172	23.390	27.985	20.797	90.198	87.380								
5	8:57:48.256	1:17.868	23.497	28.277	26.094	87.266	36.157								
(17) Billy WAIT															
1	8:52:46.636														
2	8:53:57.254	1:10.618													
3	8:55:10.180	1:12.926													
4	8:56:25.748	1:15.568													
5	8:57:43.546	1:17.798													
6	8:59:25.896	1:42.350													
(7) Andrew DUNN															
1	8:52:55.161			29.726	21.081	91.928	86.702								
2	8:54:07.891	1:12.730	23.642	27.910	21.178	92.308	84.095								
3	8:55:20.323	1:12.432	24.017	27.639	20.776	94.919	87.837								
4	8:56:33.120	1:12.797	23.476	28.302	21.019	92.690	86.368								
5	8:57:46.427	1:13.307	23.688	28.253	21.366	88.532	83.780								
6	8:59:01.546	1:15.119	24.766	28.751	21.602	89.836	83.260								
(52) Stewart BLACK															
1	8:52:47.154			30.135	22.016	87.153	85.270								
2	8:53:59.686	1:12.532	23.449	28.095	20.988	88.884	86.368								
3	8:55:13.409	1:13.723	23.788	28.403	21.532	88.649	84.306								
4	8:56:43.525	1:30.116	24.299	43.734	22.083	85.925	80.755								
5	8:58:02.715	1:19.190	25.865	30.519	22.806	81.639	79.230								
6	8:59:38.082	1:35.367	29.891	34.292	31.184	70.565	26.224								
(88) Jeff PRITCHARD															
1	8:52:48.360			28.969	21.353	85.270	86.035								
2	8:54:02.276	1:13.916	23.883	28.564	21.469	90.809	86.479								
3	8:55:17.592	1:15.316	25.080	28.776	21.460	88.649	84.412								
4	8:56:34.809	1:17.217	24.948	30.286	21.983	84.200	82.341								
5	8:57:54.560	1:19.751	24.553	29.354	25.844	80.950	31.388								
(77) Allan CLARKE															
1	8:53:02.045			33.022	25.153	76.519	72.785								
2	8:54:26.056	1:24.011	27.371	32.359	24.281	75.233	71.315								
3	8:55:51.791	1:25.735	27.398	33.159	25.178	71.543	72.943								
4	8:57:18.364	1:26.573	28.143	33.962	24.468	75.657	72.943								
5	8:58:44.300	1:25.936	28.363	32.980	24.593	76.345	70.565								

Clerk of the Course.

Sig : Time :
Chief Timekeeper : Ian Sharp (SMART Timing)

Results available at www.mylaps.com and www.smart-timing.co.uk

Printed: 02/05/2016 09:39:50

Orbits





OFFICIAL FEEDER SERIES

BEATSON'S
BUILDING SUPPLIES

Qualifying Results

Bulletin No. _____



SMRC May Day Race Meeting

Sorted on best lap time

Scottish Formula Ford 1600 Championship

Knockhill 1.267 miles

Qualifying 3

01/05/2016 09:00

Practice (10:00 Time) started at 9:03:06

Pos	No.	Name	Make/Model	CC	Class Code	Laps	Best Tm	Diff	Best Speed	2nd Best
1	25	Neil MacLENNAN	Ray GR14	1600	FF16A	9	1:03.676		71.626	1:04.176
2	33	Jordan GRONKOWSKI	Van Diemen JL012K	1600	FF16A	10	1:03.968	0.292	71.299	1:04.136
3	8	Sebastian MELROSE	Ray GR14	1600	FF16A	9	1:05.820	2.144	69.293	1:06.479
4	50	Jamie THORBURN	Ray GR15	1600	FF16A-N	9	1:05.833	2.157	69.279	1:06.135
5	71	Matthew COWLEY	Van Dieman JL13	1600	FF16A-N	9	1:06.038	2.362	69.064	1:06.437
6	92	Matthew CHISHOLM	Van Diemen RF92	1600	FF16B	9	1:07.123	3.447	67.947	1:07.425
7	3	Neil BROOME	Swift SC93C	1600	FF16B	9	1:07.254	3.578	67.815	1:07.547
8	70	David THORBURN	Ray GR15	1600	FF16A	9	1:07.742	4.066	67.327	1:08.093
9	29	Ross HOWE	Van Dieman RF99	1600	FF16A-N	9	1:09.480	5.804	65.642	1:09.937

Announcements

Car No.71 - Selected lap times disallowed - Exceeding track limits.

Clerk of the Course.

Sig : Time :

Chief Timekeeper : Ian Sharp (SMART Timing)

Results available at www.mylaps.com and www.smart-timing.co.uk

Orbits





OFFICIAL FEEDER SERIES

BEATSON'S BUILDING SUPPLIES

Qualifying Results

Bulletin No. _____



SMRC May Day Race Meeting

Scottish Formula Ford 1600 Championship

Knockhill 1.267 miles

Qualifying 3

01/05/2016 09:00

Practice (10:00 Time) started at 9:03:06

Lap	Time of Day	Lap Tm	S1	S2	S3	S3Spd	SFSpd
(25) Neil MacLENNAN							
1	9:04:30.345			27.131	19.765	96.419	82.849
2	9:05:38.619	1:08.274	23.743	25.528	19.003	100.611	89.836
3	9:06:43.910	1:05.291	21.709	24.787	18.795	99.566	90.564
4	9:07:50.677	1:06.767	21.564	25.890	19.313	98.979	90.564
5	9:08:56.146	1:05.469	21.669	24.851	18.949	100.611	90.932
6	9:10:02.653	1:06.507	21.568	25.896	19.043	97.257	90.077
7	9:11:07.716	1:05.063	21.577	24.589	18.977	100.161	90.320
8	9:12:11.892	1:04.176	20.999	24.527	18.650	100.310	91.055
9	9:13:15.568	1:03.676	20.860	24.308	18.508	100.310	91.427

(33) Jordan GRONKOWSKI							
1	9:04:22.031			26.790	20.110	96.143	87.952
2	9:05:29.354	1:07.323	22.280	25.609	19.434	96.836	88.884
3	9:06:35.322	1:05.968	21.518	25.266	19.184	98.299	88.299
4	9:07:40.585	1:05.263	21.467	24.683	19.113	90.809	88.767
5	9:08:45.859	1:05.274	21.368	25.059	18.847		88.767
6	9:09:50.730	1:04.871	21.161	24.782	18.928	98.688	88.884
7	9:10:55.115	1:04.385	20.932	24.480	18.973	88.649	88.649
8	9:11:59.451	1:04.336	21.103	24.553	18.680	100.310	89.716
9	9:13:03.419	1:03.968	20.952	24.574	18.442	98.979	90.320
10	9:14:07.555	1:04.136	21.005	24.471	18.660	99.125	89.836

(8) Sebastian MELROSE							
1	9:04:20.533			26.824	19.809	95.459	89.120
2	9:05:31.652	1:11.119	22.843	26.779	21.497	92.181	86.035
3	9:06:40.272	1:08.620	22.824	26.007	19.789	95.595	90.442
4	9:07:47.970	1:07.698	22.180	26.018	19.500	97.824	89.239
5	9:08:55.249	1:07.279	22.479	25.488	19.312	98.543	89.836
6	9:10:03.427	1:08.178	22.085	26.701	19.392	96.558	89.957
7	9:11:10.255	1:06.828	22.126	25.651	19.051	98.398	90.198
8	9:12:16.734	1:06.479	21.661	25.771	19.047	99.272	90.077
9	9:13:22.554	1:05.820	21.775	25.087	18.958	99.419	90.932

(50) Jamie THORBURN							
1	9:04:30.930			28.324	20.330	90.198	89.239
2	9:05:39.975	1:09.045	23.815	25.751	19.479	99.863	89.358
3	9:06:47.694	1:07.719	22.119	26.074	19.526	97.824	89.358
4	9:07:56.580	1:08.886	24.292	25.057	19.537	99.566	91.055
5	9:09:02.886	1:06.306	21.814	25.156	19.336	98.979	89.596
6	9:10:15.140	1:12.254	21.953	26.492	23.809	55.006	90.686
7	9:11:20.973	1:05.833	21.769	25.008	19.056	99.272	90.198
8	9:12:27.917	1:06.944	21.472	26.273	19.199	98.979	90.686
9	9:13:34.052	1:06.135	21.524	25.559	19.052	99.566	90.564

(71) Matthew COWLEY							
1	9:04:21.152			26.642	20.224		87.952
2	9:05:31.023	1:09.871	23.445	25.899	20.527		87.494
3	9:06:39.232	1:08.209	22.556	25.780	19.873		88.416
4	9:07:46.514	1:07.282	22.245	25.618	19.419		88.416
5	9:08:52.552	1:06.038	21.760	25.176	19.102		89.358
6	9:09:58.989	1:06.437	21.830	25.286	19.321	96.976	88.649
7	9:11:14.409	1:15.420	30.766	25.364	19.290		88.532
8	9:12:21.186	1:06.777	22.135	25.324	19.318	97.399	89.477
9	9:13:28.304	1:07.118	21.694	25.886	19.538	94.785	87.837

(92) Matthew CHISHOLM							
1	9:04:28.992			28.328	21.245	88.068	85.706
2	9:05:40.244	1:11.252	23.001	27.281	20.970		85.815
3	9:06:49.534	1:09.290	22.718	26.626	19.946		88.068
4	9:07:59.252	1:09.718	23.262	26.534	19.922		88.183
5	9:09:07.733	1:08.481	22.400	26.391	19.690		88.299
6	9:10:16.327	1:08.594	22.108	26.576	19.910	96.281	87.952
7	9:11:24.454	1:08.127	22.295	26.252	19.580		87.608
8	9:12:31.879	1:07.425	21.873	26.065	19.487	97.399	88.767
9	9:13:39.002	1:07.123	21.627	26.213	19.283		88.532

(3) Neil BROOME							
1	9:04:24.352			26.909	20.833	95.188	86.590
2	9:05:33.712	1:09.360	22.871	26.485	20.004	96.419	88.532
3	9:06:42.233	1:08.521	22.616	26.300	19.605	98.111	89.836
4	9:07:50.081	1:07.848	22.527	25.659	19.662	97.824	89.239
5	9:08:57.739	1:07.658	22.575	25.659	19.424	98.979	88.649

Lap	Time of Day	Lap Tm	S1	S2	S3	S3Spd	SFSpd
6	9:10:05.463	1:07.724	22.212	25.866	19.646	98.254	87.153
7	9:11:12.717	1:07.254	22.081	25.497	19.676	98.254	85.054
8	9:12:20.264	1:07.547	22.327	25.629	19.591	97.967	88.649
9	9:13:27.827	1:07.563	21.886	26.313	19.364	96.976	87.837

(70) David THORBURN							
1	9:04:22.642			28.006	20.376	90.564	88.299
2	9:05:32.007	1:09.365	22.509	26.515	20.341	97.824	88.767
3	9:06:41.806	1:09.799	23.158	26.499	20.142	96.697	87.153
4	9:07:52.044	1:10.238	23.446	26.848	19.944	97.257	87.952
5	9:09:00.227	1:08.183	22.173	26.160	19.850	96.836	88.416
6	9:10:07.969	1:07.742	22.035	25.860	19.847	96.697	88.299
7	9:11:16.606	1:08.637	22.605	26.330	19.702	97.399	88.649
8	9:12:29.321	1:12.715			19.753	97.399	89.358
9	9:13:37.414	1:08.093		26.526	19.473	96.836	88.416

(29) Ross HOWE							
1	9:04:27.008			27.534	21.782	95.323	87.952
2	9:05:38.037	1:11.029	22.511	27.300	21.218	96.419	88.416
3	9:06:48.887	1:11.850	23.485	27.150	21.215	96.419	88.767
4	9:08:02.725	1:12.838	24.573	27.312	20.953	97.117	89.358
5	9:09:13.728	1:11.003	23.595	26.942	20.466	96.143	88.416
6	9:10:24.371	1:10.643	23.660	26.677	20.306	96.836	88.649
7	9:11:34.345	1:09.974	22.839	26.884	20.251	96.281	89.239
8	9:12:44.282	1:09.937	23.068	26.637	20.232	95.731	89.716
9	9:13:53.762	1:09.480	22.543	26.986	19.951	95.868	89.120

Clerk of the Course.

Sig : Time :

Chief Timekeeper : Ian Sharp (SMART Timing)

Results available at www.mylaps.com and www.smart-timing.co.uk

Printed: 02/05/2016 09:29:29

Orbits





OFFICIAL FEEDER SERIES

BEATSON'S
BUILDING SUPPLIES

Grid Sheet

Bulletin No. _____



SMRC May Day Race Meeting

Scottish Formula Ford 1600 Championship

Knockhill 1.267 miles

Race 3 - 1st Race

01/05/2016 11:20

Race (14 Laps) started at 11:20:31

POLE POSITION

2

<p>33 Jordan GRONKOWSKI 1:03.968</p>
--

1

<p>25 Neil MacLENNAN 1:03.676</p>

4

<p>50 Jamie THORBURN 1:05.833</p>

3

<p>8 Sebastian MELROSE 1:05.820</p>

6

<p>92 Matthew CHISHOLM 1:07.123</p>

5

<p>71 Matthew COWLEY 1:06.038</p>

8

<p>70 David THORBURN 1:07.742</p>

7

<p>3 Neil BROOME 1:07.254</p>

9

<p>29 Ross HOWE 1:09.480</p>

1
2
3
4
5

Clerk of the Course.

Sig : Time :

Chief Timekeeper : Ian Sharp (SMART Timing)

Results available at www.mylaps.com and www.smart-timing.co.uk

Orbits



Qualifying Results



Bulletin No. _____

SMRC May Day Race Meeting

Sorted on best lap time

Scottish Saloons & Sportscars Championship

Knockhill 1.267 miles

Qualifying 4

01/05/2016 09:15

Practice (10:00 Time) started at 9:16:20

Pos	No.	Name	Make/Model	CC	Class Code	Laps	Best Tm	Diff	Best Speed	2nd Best
1	1	Ian DONALDSON	Misubishi Evo 9	2000	A1	6	56.261		81.066	56.870
2	79	Paul BRYDON	BMW M3	3200T	A2	9	58.798	2.537	77.568	59.686
3	16	Colin SIMPSON	Marcos Mantis	5000	A2	7	1:00.480	4.219	75.411	1:02.282
4	51	Roddie PATERSON	Caterham	2300	A3	9	1:00.495	4.234	75.392	1:00.810
5	59	Gary WAIT	Ford Sierra Cosworth	2000	A2	10	1:01.512	5.251	74.146	1:01.632
6	44	Alistair McMILLAN	Ultima GTR	3000	A2	9	1:01.803	5.542	73.796	1:01.969
7	8	Finlay CROCKER	Honda Civic TCR	2000	A2	9	1:03.609	7.348	71.701	1:03.672
8	4	Mark DAWSON	Seat Leon Supercopa	1994	A2	9	1:05.311	9.050	69.833	1:05.417
9	69	Thomson McINTYRE	Subaru Impreza	2000	B1	9	1:06.535	10.274	68.548	1:07.095
10	63	Graham ROBERTSON	BMW E46 M3	3200	A2	8	1:08.753	12.492	66.337	1:08.828
11	28	Scott TOLLAN	Escort Cosworth	2000	A1	8	1:08.929	12.668	66.167	1:10.456
12	89	William ROBSON	Ford Focus RS	2500	B1	8	1:09.780	13.519	65.360	1:10.561
13	64	Charlie FRASER	Westfield Megabusa	1396	B2	7	1:16.691	20.430	59.470	1:17.931

Clerk of the Course.

Orbits

Sig : Time :
Chief Timekeeper : Ian Sharp (SMART Timing)
Results available at www.mylaps.com and www.smart-timing.co.uk



Printed: 02/05/2016 09:44:29



SMRC May Day Race Meeting

Scottish Saloons & Sportscars Championship

Knockhill 1.267 miles

Race 4 - 1st Race

01/05/2016 11:45

Race (12 Laps) started at 11:47:38

POLE POSITION

2	79 Paul BRYDON 58.798
4	51 Roddie PATERSON 1:00.495
6	44 Alistair McMILLAN 1:01.803
8	4 Mark DAWSON 1:05.311
10	63 Graham ROBERTSON 1:08.753
12	89 William ROBSON 1:09.780

1	1 Ian DONALDSON 56.261
3	16 Colin SIMPSON 1:00.480
5	59 Gary WAIT 1:01.512
7	8 Finlay CROCKER 1:03.609
9	69 Thomson McINTYRE 1:06.535
11	28 Scott TOLLAN 1:08.929
13	64 Charlie FRASER 1:16.691

1
2
3
4
5
6
7

Clerk of the Course.

Sig : Time :
Chief Timekeeper : Ian Sharp (SMART Timing)

Results available at www.mylaps.com and www.smart-timing.co.uk

Orbits





Qualifying Results



Bulletin No. _____

SMRC May Day Race Meeting

Sorted on best lap time


Scottish Classics Championship

Knockhill 1.267 miles

Qualifying 5

01/05/2016 09:30

Practice (10:00 Time) started at 9:29:33



Pos	No.	Name	Make/Model	CC	Class	Laps	Best Tm	Diff	Best Speed	2nd Best
1	77	Tommy GILMARTIN	Morgan +8	3900	CE	9	1:03.733		71.562	1:03.783
2	39	Harry SIMPSON	Ginetta G4R	1851	CG	9	1:04.200	0.467	71.041	1:04.624
3	49	Raymond BOYD	Porsche 911	2998	CD	9	1:05.409	1.676	69.728	1:05.695
4	51	Alex MONTGOMERY	MGB GT V8	3946	CE	9	1:08.983	5.250	66.115	1:09.020
5	21	Jimmy CROW	Ford Escort	2000	CB	9	1:09.176	5.443	65.931	1:09.197
6	57	Bruce MITCHELL	Lotus Europa TC	1800	CB	8	1:13.345	9.612	62.183	1:13.755
7	17	Ian DALTRY	Alfa Romeo Alfasud	1494	CA	8	1:14.665	10.932	61.084	1:15.305
8	85	John BENNETT	Alfa Romeo Sprint GT	2000	CB	8	1:15.217	11.484	60.636	1:16.684
9	78	Andrew GRAHAM	Triumph TR8	3900	CE	8	1:15.886	12.153	60.101	1:17.139
10	41	Grant ALLAN	Porsche 911	2994	CD	8	1:15.915	12.182	60.078	1:16.352
11	8	Max HORNE	Lotus Cortina	1598	CB	7	1:19.252	15.519	57.549	1:20.750

Clerk of the Course.

Orbits

Sig : Time :
Chief Timekeeper : Ian Sharp (SMART Timing)

Results available at www.mylaps.com and www.smart-timing.co.uk

Printed: 02/05/2016 09:03:52





Qualifying Results



Bulletin No. _____

SMRC May Day Race Meeting

Scottish Classics Championship

Knockhill 1.267 miles

Qualifying 5

01/05/2016 09:30

Practice (10:00 Time) started at 9:29:33

Lap	Time of Day	Lap Tm	S1	S2	S3	S3Spd	SFSpd	Lap	Time of Day	Lap Tm	S1	S2	S3	S3Spd	SFSpd
(77) Tommy GILMARTIN								(85) John BENNETT							
1	9:30:55.306			30.539	20.552	94.651	91.802	1	9:31:11.232			32.769	23.433	73.502	76.172
2	9:32:03.937	1:08.631	22.899	26.094	19.638	103.084	102.611	2	9:32:29.984			30.499	22.464	82.039	79.700
3	9:33:09.061	1:05.124	21.590	24.934	18.600	106.859	103.084	3	9:33:46.794	1:16.810	25.789	30.609	21.555	82.543	81.540
4	9:34:12.844	1:03.783	20.896	24.839	18.048	109.653	104.529	4	9:35:05.412	1:18.618	26.671	29.795	22.152	84.732	80.853
5	9:35:19.892	1:07.048	23.495	25.372	18.181	109.118	102.611	5	9:36:20.629	1:15.217	24.191	29.357	21.669	84.732	80.561
6	9:36:24.070	1:04.178	20.645	24.874	18.659	105.848	99.566	6	9:37:37.313	1:16.684	24.752	29.812	22.120	84.946	80.853
7	9:37:29.572	1:05.502	21.529	25.172	18.801	106.183	101.678	7	9:38:56.087	1:18.774	25.529	30.811	22.434	84.946	79.700
8	9:38:34.715	1:05.143	20.738	26.134	18.271	104.043	102.926	8	9:40:20.431	1:24.344	24.642	31.354	28.348	84.412	18.787
9	9:39:38.448	1:03.733	20.727	24.919	18.087	108.413	103.882								
(39) Harry SIMPSON								(78) Andrew GRAHAM							
1	9:30:53.032			28.501	19.311	101.371	93.335	1	9:31:13.335			32.344	23.940	75.317	83.780
2	9:31:59.068	1:06.036	21.507	25.487	19.042	103.721	95.188	2	9:32:31.200	1:17.865	25.428	29.711	22.726	89.596	87.608
3	9:33:05.447	1:06.379	21.482	25.676	19.221	100.914	93.595	3	9:33:48.531	1:17.331	24.729	29.984	22.618	83.780	89.716
4	9:34:10.787	1:05.340	21.329	25.329	18.682	101.832	95.459	4	9:35:10.325	1:21.794	26.296	32.632	22.866	90.809	87.040
5	9:35:25.137	1:14.350	29.319	26.445	18.586	98.543	95.868	5	9:36:27.464	1:17.139	25.776	29.315	22.048	87.153	92.181
6	9:36:29.337	1:04.200	20.989	24.777	18.434	104.204	96.558	6	9:37:45.595	1:18.131	27.187	28.810	22.134	94.919	89.002
7	9:37:34.639	1:05.302	21.444	25.522	18.336	105.020	96.419	7	9:39:01.481	1:15.886	25.025	28.859	22.002	93.595	90.198
8	9:38:39.263	1:04.624	20.977	24.958	18.689	104.043	95.868	8	9:40:19.003	1:17.522	24.494	30.127	22.901	89.239	89.957
9	9:39:45.414	1:06.151	22.088	25.319	18.744	103.242	95.053								
(49) Raymond BOYD								(41) Grant ALLAN							
1	9:30:53.760			30.751	21.116	90.442	87.722	1	9:31:17.493			32.262	24.198	78.214	76.870
2	9:32:03.594	1:09.834	23.541	26.343	19.950	95.323	91.179	2	9:32:35.187	1:17.694	26.418	29.237	22.039	90.564	77.135
3	9:33:11.478	1:07.884	22.806	25.616	19.462	99.272	94.120	3	9:33:51.564	1:16.377	25.185	28.727	22.465	90.198	76.782
4	9:34:18.537	1:07.059	22.320	25.653	19.086	100.611	93.595	4	9:35:08.618	1:17.054	25.493	29.217	22.344	89.596	77.047
5	9:35:26.243	1:07.706	22.529	26.067	19.110	100.310	95.188	5	9:36:24.533	1:15.915	25.248	28.093	22.574	89.477	76.432
6	9:36:31.938	1:05.695	21.637	25.049	19.009	100.011	94.385	6	9:37:42.156	1:17.623	25.763	28.398	23.462	87.153	75.572
7	9:37:38.322	1:06.384	22.028	25.028	19.328	98.254	94.252	7	9:38:58.508	1:16.352	25.295	28.782	22.275	88.068	76.607
8	9:38:43.731	1:05.409	21.737	24.792	18.880	102.454	93.857	8	9:40:15.524	1:17.016	25.024	29.404	22.588	87.722	79.795
9	9:39:49.906	1:06.175	21.644	25.844	18.687	101.371	95.053								
(51) Alex MONTGOMERY								(8) Max HORNE							
1	9:31:02.029			30.583	22.176	90.932	87.153	1	9:31:21.421			33.637	25.262	73.262	70.270
2	9:32:13.249	1:11.220	23.701	26.749	20.770	97.399	89.716	2	9:32:44.842	1:23.421	27.281	32.411	23.729	79.323	73.664
3	9:33:28.916	1:15.667	24.009	30.872	20.786	94.785	90.320	3	9:34:06.991	1:22.149	27.036	32.090	23.023	79.417	74.481
4	9:34:39.127	1:10.211	23.052	26.441	20.718	99.125	86.479	4	9:35:34.347	1:27.356	31.340	32.869	23.147	79.417	75.148
5	9:35:48.250	1:09.123	22.725	26.095	20.303	99.272	90.320	5	9:36:55.097	1:20.750	26.170	30.854	23.726	79.985	75.742
6	9:36:57.233	1:08.983	22.553	26.361	20.069	100.310	91.179	6	9:38:16.126	1:21.029	26.140	31.936	22.953	80.853	74.730
7	9:38:10.695	1:13.462	24.929	27.951	20.582	98.688	90.932	7	9:39:35.378	1:19.252	26.327	30.819	22.106	82.039	78.672
8	9:39:23.317	1:12.622	22.411	28.115	22.096	86.814	91.552								
9	9:40:32.337	1:09.020	22.532	26.286	20.202	99.272	91.179								
(21) Jimmy CROW															
1	9:30:59.045			33.928	22.223	86.479	82.951								
2	9:32:11.615	1:12.570	24.522	28.065	19.983	94.651	87.040								
3	9:33:22.583	1:10.968	23.462	27.649	19.857	94.785	87.608								
4	9:34:33.420	1:10.837	23.190	27.803	19.844	94.651	87.837								
5	9:35:42.925	1:09.505	22.815	27.136	19.554	95.459	88.649								
6	9:36:53.004	1:10.079	22.658	27.220	20.201	96.005	86.927								
7	9:38:02.180	1:09.176	22.488	26.881	19.807	95.731	88.649								
8	9:39:11.377	1:09.197	22.240	27.399	19.558	94.385	87.494								
9	9:40:26.761	1:15.384	23.191	27.502	24.691	95.323	24.763								
(57) Bruce MITCHELL															
1	9:31:09.088			33.340	22.880	77.581	82.747								
2	9:32:24.532	1:15.444	24.629	30.039	20.776	89.120	87.837								
3	9:33:39.116	1:14.584	24.221	29.330	21.033	91.677	85.596								
4	9:34:55.164	1:16.048	24.894	29.596	21.558	90.686	87.266								
5	9:36:08.509	1:13.345	24.327	28.879	20.139	92.435	87.952								
6	9:37:23.706	1:15.197	24.938	29.115	21.144	90.198	87.494								
7	9:38:37.461	1:13.755	24.108	29.259	20.388	89.358	88.649								
8	9:40:11.922	1:34.461	25.034	47.672	21.755	90.442	69.254								
(17) Ian DALTRY															
1	9:31:16.077			32.379	23.579	72.159	75.402								
2	9:32:32.821	1:16.744	25.652	28.918	22.174	87.722	77.313								
3	9:33:49.565	1:16.744	24.721	29.111	22.912	79.230	78.488								
4	9:35:07.228	1:17.663	25.802	29.901	21.960	82.645	78.305								
5	9:36:23.000	1:15.772	24.276	28.588	22.908	88.532	71.013								
6	9:37:38.584	1:15.584	25.171	28.462	21.951	82.240	78.214								
7	9:38:53.889	1:15.305	25.021	28.964	21.320	83.363	79.417								

Clerk of the Course.

Orbits

Sig : Time :
Chief Timekeeper : Ian Sharp (SMART Timing)

Results available at www.mylaps.com and www.smart-timing.co.uk





SMRC May Day Race Meeting

Scottish Classics Championship

Knockhill 1.267 miles

Race 5 - 1st Race

01/05/2016 12:10

Race (12 Laps) started at 12:08:42

POLE POSITION

2 39 Harry SIMPSON 1:04.200
4 51 Alex MONTGOMERY 1:08.983
6 57 Bruce MITCHELL 1:13.345
8 85 John BENNETT 1:15.217
10 41 Grant ALLAN 1:15.915

1 77 Tommy GILMARTIN 1:03.733
3 49 Raymond BOYD 1:05.409
5 21 Jimmy CROW 1:09.176
7 17 Ian DALTRY 1:14.665
9 78 Andrew GRAHAM 1:15.886
11 8 Max HORNE 1:19.252

1
2
3
4
5
6

Clerk of the Course.

Sig : Time :
Chief Timekeeper : Ian Sharp (SMART Timing)

Results available at www.mylaps.com and www.smart-timing.co.uk

Printed: 02/05/2016 09:05:29

Orbits



Qualifying Results



Bulletin No. _____

SMRC May Day Race Meeting

Sorted on best lap time

Scottish Fiesta Championship

Knockhill 1.267 miles

Qualifying 6

01/05/2016 09:45

Practice (10:00 Time) started at 9:43:02

Pos	No.	Name	Make/Model	CC	Class Code	Laps	Best Tm	Diff	Best Speed	2nd Best
1	1	Wayne MacCAULAY	Ford Fiesta ST	2000	ST	9	1:05.987		69.117	1:06.066
2	19	Josh ORR	Ford Fiesta ST	2000	Guest	9	1:06.954	0.967	68.119	1:07.203
3	7	Kevin WHYTE	Ford Fiesta ST	2000	ST	9	1:08.189	2.202	66.885	1:08.211
4	67	George RUNCIE	Ford Fiesta ST	2000	ST	8	1:09.185	3.198	65.922	1:09.814
5	37	Russell MORGAN	Ford Fiesta ST	2000	ST	9	1:09.208	3.221	65.900	1:09.440
6	50	Jim DEANS	Ford Fiesta XR2	1600	XR	9	1:09.373	3.386	65.744	1:09.440
7	24	Steven GRAY	Ford Fiesta XR2	1600	XR	8	1:09.874	3.887	65.272	1:10.475
8	18	Barry FARQUHARSON	Ford Fiesta XR2	1600	XRN	9	1:10.360	4.373	64.821	1:10.643
9	55	Stephen WARD	Ford Fiesta ST	2000	ST	8	1:10.747	4.760	64.467	1:11.445
10	57	Alec TOWNLEY	Ford Fiesta XR2	1600	XRN	8	1:11.925	5.938	63.411	1:13.047
11	22	Gavin BUTTERWORTH	Ford Fiesta XR2	1600	XR	8	1:12.205	6.218	63.165	1:12.510
12	81	Graeme CUTHBERT	Ford Fiesta XR2	1600	XRN	5	1:14.770	8.783	60.998	1:14.819
13	98	Gordon HASTON	Ford Fiesta XR2	1600	XRN	8	1:15.589	9.602	60.337	1:15.860
14	44	Robert KERR	Ford Fiesta XR2	1600	XRC	7	1:27.218	21.231	52.292	1:28.052
15	28	David TAYLOR	Ford Fiesta XR2	1600	XRN	1			-	

Announcements

Car No.55 - No working transponder - Please fix before 1st Race.

Clerk of the Course.

Sig : Time :
Chief Timekeeper : Ian Sharp (SMART Timing)
Results available at www.mylaps.com and www.smart-timing.co.uk

Printed: 02/05/2016 09:12:17

Orbits





SMRC May Day Race Meeting

Scottish Fiesta Championship

Knockhill 1.267 miles

Race 6 - 1st Race

01/05/2016 12:35

Race (12 Laps) started at 12:29:42

POLE POSITION

2 19 Josh ORR 1:06.954
4 67 George RUNCIE 1:09.185
6 50 Jim DEANS 1:09.373
8 18 Barry FARQUHARSON 1:10.360
10 57 Alec TOWNLEY 1:11.925
12 81 Graeme CUTHBERT 1:14.770
14 44 Robert KERR 1:27.218

1 1 Wayne MacCAULAY 1:05.987
3 7 Kevin WHYTE 1:08.189
5 37 Russell MORGAN 1:09.208
7 24 Steven GRAY 1:09.874
9 55 Stephen WARD 1:10.747
11 22 Gavin BUTTERWORTH 1:12.205
13 98 Gordon HASTON 1:15.589
15 28 David TAYLOR

1
2
3
4
5
6
7
8

Clerk of the Course.

Sig : Time :
Chief Timekeeper : Ian Sharp (SMART Timing)

Results available at www.mylaps.com and www.smart-timing.co.uk

Printed: 02/05/2016 09:13:31

Orbits



Qualifying Results



Bulletin No. _____

SMRC May Day Race Meeting

Sorted on best lap time

Scottish BMW Compact Cup

Knockhill 1.267 miles

Qualifying 7

01/05/2016 10:00

Practice (10:00 Time) started at 9:57:21

Pos	No.	Name	Make/Model	CC	Class Code	Laps	Best Tm	Diff	Best Speed	2nd Best
1	85	Gary CLARK	BMW Compact	1900	BMWCC	8	1:10.235		64.937	1:10.387
2	40	Steven GOLDIE	BMW Compact	1900	BMWCN	8	1:10.240	0.005	64.932	1:11.127
3	91	Neil MacINNES	BMW Compact	1900	BMWCN	8	1:10.361	0.126	64.821	1:11.519
4	72	Cliff HARPER	BMW Compact	1900	BMWCC	8	1:10.446	0.211	64.742	1:10.541
5	14	Lee ELRICK	BMW Compact	1900	BMWCN	8	1:10.509	0.274	64.685	1:10.712
6	81	Douglas SIMPSON	BMW Compact	1900	BMWCN	8	1:11.526	1.291	63.765	1:12.343
7	75	Michael COURTS	BMW Compact	1900	BMWCC	7	1:11.535	1.300	63.757	1:12.061
8	35	Martin BUCHAN	BMW Compact	1900	BMWCN	8	1:11.538	1.303	63.754	1:11.694
9	84	Robert MARSHALL	BMW Compact	1900	BMWCN	5	1:11.714	1.479	63.598	1:12.176
10	53	Andrew MACKIE	BMW Compact	1900	BMWCN	8	1:11.885	1.650	63.446	1:12.034
11	32	Liam GRANT	BMW Compact	1900	BMWCN	8	1:12.174	1.939	63.192	1:12.361
12	44	Ryan STIRLING	BMW Compact	1900	BMWCC	8	1:12.211	1.976	63.160	1:12.222
13	4	Ray McDOWALL	BMW Compact	1900	BMWCC	8	1:12.213	1.978	63.158	1:13.026
14	90	Richard SUTHERLAND	BMW Compact	1900	BMWCN	8	1:12.246	2.011	63.129	1:13.474
15	23	David McNAUGHTON	BMW Compact	1900	BMWCC	3	1:12.444	2.209	62.957	9:08.505
16	57	Daniel CORMACK	BMW Compact	1900	BMWCN	7	1:13.677	3.442	61.903	1:14.720
17	77	Ashleigh MORRIS	BMW Compact	1900	BMWCC	7	1:13.720	3.485	61.867	1:13.835
18	99	Philip WEBSTER	BMW Compact	1900	BMWCN	7	1:15.180	4.945	60.666	1:16.426
19	55	Gordon McSHANNOCK	BMW Compact	1900	BMWCC	7	1:16.085	5.850	59.944	1:18.633
20	66	Ross JOHNSTONE	BMW Compact	1900	BMWCN	7	1:16.342	6.107	59.742	1:17.665

Clerk of the Course.

Orbits

Sig : Time :
Chief Timekeeper : Ian Sharp (SMART Timing)
Results available at www.mylaps.com and www.smart-timing.co.uk



Printed: 02/05/2016 08:49:38

Qualifying Results



Bulletin No. _____

SMRC May Day Race Meeting

Scottish BMW Compact Cup

Knockhill 1.267 miles

Qualifying 7

01/05/2016 10:00

Practice (10:00 Time) started at 9:57:21

Lap	Time of Day	Lap Tm	S1	S2	S3	S3Spd	SFSpd	Lap	Time of Day	Lap Tm	S1	S2	S3	S3Spd	SFSpd
(85) Gary CLARK															
1	9:58:39.354			28.367	22.192	73.583	76.519	4	10:06:45.517	1:14.359		28.001	21.985		77.851
2	9:59:49.589	1:10.235	22.833	26.516	20.886	84.946	77.491	5	10:07:57.498	1:11.981	23.402	27.569	21.010		77.135
3	10:05:28.256	4:24.661		27.936	21.533	76.086	78.032	6	10:09:09.192	1:11.694	23.133	27.645	20.916		76.782
4	10:06:39.961	1:11.705		27.175	20.876		78.488	7	10:10:21.466	1:12.274	22.925	27.505	21.844		77.491
5	10:07:50.348	1:10.387	22.894	26.625	20.868	85.706	78.580	8	10:11:33.004	1:11.538	22.853	27.354	21.331		76.782
6	10:09:01.341	1:10.993	22.849	27.204	20.940		78.672	(84) Robert MARSHALL							
7	10:10:12.146	1:10.805	22.310	27.366	21.129	85.054	78.950	1	10:05:58.466			30.298	21.957		75.148
8	10:11:31.002	1:18.856	22.619	31.746	24.491	83.571	25.181	2	10:07:11.555	1:13.089	24.052	27.370	21.667		75.657
(40) Steven GOLDIE															
1	9:58:46.925			28.899	21.782	85.054	78.488	3	10:08:23.731	1:12.176	23.416	26.870	21.890		76.432
2	9:59:58.690	1:11.765	23.253	27.108	21.404	87.380	73.745	4	10:09:41.578	1:17.847	23.874	32.383	21.590		77.581
3	10:05:35.638	4:04.785		27.811	21.357	85.925	78.123	5	10:10:53.292	1:11.714	23.469	27.047	21.198		76.172
4	10:06:47.594	1:11.956		27.174	20.975	86.479	78.765	(53) Andrew MACKIE							
5	10:07:59.544	1:11.950	23.189	27.027	21.734	87.153	79.136	1	9:58:46.240			29.559	21.871	82.139	77.491
6	10:09:15.361	1:15.817	23.634	31.049	21.134	82.849	78.580	2	9:59:58.274	1:12.034	23.047	27.387	21.600	85.815	77.581
7	10:10:26.488	1:11.127	23.093	26.893	21.141	87.494	78.032	3	10:05:33.411	4:05.420		27.922	21.540	83.467	77.761
8	10:11:36.728	1:10.240	22.676	26.826	20.738	85.925	78.950	4	10:06:46.396	1:12.985		27.636	21.586	84.625	78.214
(91) Neil MacINNES															
1	9:58:45.726			29.296	21.118	84.518	78.305	5	10:07:59.087	1:12.691	23.606	27.605	21.480		79.417
2	9:59:57.987	1:12.261	22.919	27.447	21.895	86.702	78.123	6	10:09:11.381	1:12.294	23.199	27.893	21.202	84.200	77.402
3	10:05:37.365	4:04.610		28.245	22.149	78.950	78.123	7	10:10:23.769	1:12.388	23.124	27.869	21.395	84.946	77.402
4	10:06:49.328	1:11.963		27.509	21.210	86.257	77.941	8	10:11:35.654	1:11.885	23.285	27.183	21.417	85.706	78.305
5	10:08:00.847	1:11.519	22.996	27.022	21.501	76.259	78.214	(32) Liam GRANT							
6	10:09:13.479	1:12.632	23.209	27.723	21.700	86.146	79.323	1	9:58:47.966			28.415	22.151	84.839	78.123
7	10:10:25.032	1:11.553	22.891	27.407	21.255	85.815	78.214	2	10:00:00.701	1:12.735	23.596	27.753	21.386	85.706	78.580
8	10:11:35.393	1:10.361	22.793	26.540	21.028	87.266	78.672	3	10:05:44.891	4:09.318		30.414	26.363	53.472	78.214
(72) Cliff HARPER															
1	9:58:34.842			27.753	21.384	85.054	77.313	4	10:06:57.471	1:12.580		27.883	21.371	85.706	78.672
2	9:59:45.442	1:10.600	23.282	26.755	20.563	86.479	78.032	5	10:08:09.832	1:12.361	23.421	27.342	21.598	86.035	78.488
3	10:05:25.502	4:25.605		27.284	20.774	84.946	77.851	6	10:09:22.680	1:12.848	23.310	28.021	21.517	84.732	78.305
4	10:06:36.344	1:10.842		26.588	20.845	86.479	77.491	7	10:10:34.854	1:12.174	23.102	27.846	21.226	85.706	78.580
5	10:07:46.910	1:10.566	23.043	26.966	20.557	82.849	78.305	8	10:11:47.353	1:12.499	23.234	27.745	21.520	85.925	78.214
6	10:08:57.451	1:10.541	23.119	26.638	20.784	85.815	78.765	(44) Ryan STIRLING							
7	10:10:08.346	1:10.895	22.826	27.692	20.377	85.925	78.123	1	9:58:38.363			29.134	22.123		77.313
8	10:11:18.792	1:10.446	22.741	27.101	20.604	86.035	78.123	2	10:00:15.977	1:37.614	23.013	51.004	23.597	66.641	76.000
(14) Lee ELRICK															
1	9:59:00.476			30.291	21.740	83.675	77.402	3	10:05:55.703	4:03.561		32.161	25.368		77.491
2	10:00:12.816	1:12.340	23.453	27.611	21.276	86.146	76.519	4	10:07:10.046	1:14.343		28.597	22.052		77.761
3	10:05:44.090	4:01.893		30.466	22.306	73.664	78.397	5	10:08:22.973	1:12.927	23.595	27.808	21.524		78.672
4	10:06:56.280	1:12.190		27.548	21.254	84.732	76.519	6	10:09:36.243	1:13.270	23.595	28.007	21.668		77.671
5	10:08:08.628	1:12.348	23.348	27.881	21.119	84.306	77.402	7	10:10:48.454	1:12.211	23.030	27.674	21.507	83.675	78.672
6	10:09:19.906	1:11.278	22.872	27.518	20.888	84.095	76.782	8	10:12:00.676	1:12.222	23.029	27.817	21.376		77.135
7	10:10:30.618	1:10.712	22.842	26.980	20.890	85.270	77.402	(4) Ray McDOWALL							
8	10:11:41.127	1:10.509	22.718	26.920	20.871	85.596	77.851	1	9:58:42.587			29.981	24.352	82.543	76.870
(81) Douglas SIMPSON															
1	9:58:53.051			28.726	22.465		76.607	2	9:59:57.446	1:14.859	24.458	27.816	22.585	85.270	76.172
2	10:00:06.460	1:13.409	24.002	27.810	21.597	84.946	77.313	3	10:05:30.787	4:09.067		27.299	23.119	81.739	76.958
3	10:05:38.995	4:00.396		27.547	21.883		77.491	4	10:06:44.714	1:13.927		27.385	22.271	85.815	77.313
4	10:06:51.900	1:12.905		27.559	21.555	85.487	77.224	5	10:07:57.740	1:13.026	23.778	27.295	21.953	85.270	76.000
5	10:08:04.509	1:12.609	23.716	27.287	21.606		77.941	6	10:09:13.456	1:15.716	24.265	29.565	21.886	84.095	75.914
6	10:09:16.880	1:12.371	23.652	27.236	21.483		77.761	7	10:10:26.973	1:13.517	23.842	27.315	22.360	86.368	76.782
7	10:10:28.406	1:11.526	23.190	27.127	21.209		78.857	8	10:11:39.186	1:12.213	23.477	27.160	21.576	83.885	77.402
8	10:11:40.749	1:12.343	23.016	27.607	21.720		77.761	(90) Richard SUTHERLAND							
(75) Michael COURTS															
1	9:58:50.501			31.084	25.097	66.907	76.432	1	9:58:59.401			30.137	22.362	80.368	76.259
2	10:00:04.755	1:14.254	24.132	28.617	21.505	84.625	78.305	2	10:00:14.795	1:15.394	23.830	29.810	21.754	80.368	76.694
3	10:06:06.113	2:54.274		28.644	21.416	83.780	79.136	3	10:05:51.508	4:01.169		32.605	23.775	71.013	76.958
4	10:07:19.893	1:13.780	24.123	28.237	21.420	86.035	78.032	4	10:07:05.912	1:14.404		28.629	21.344	82.039	76.782
5	10:08:31.954	1:12.061	23.579	27.462	21.020	89.477	78.032	5	10:08:19.402	1:13.490	24.143	28.199	21.148	83.054	76.870
6	10:09:49.544	1:17.590	23.638	26.829	27.123	87.266	76.782	6	10:09:32.876	1:13.474	23.618	27.981	21.875	81.739	75.148
7	10:11:01.079	1:11.535	23.616	27.071	20.848	86.479	80.176	7	10:10:46.545	1:13.669	23.898	28.336	21.435	80.368	77.851
8								8	10:11:58.791	1:12.246	23.486	27.985	20.775	82.240	77.491
(35) Martin BUCHAN															
1	9:58:41.482			29.213	23.036	82.747	75.317	(23) David McNAUGHTON							
2	9:59:54.158	1:12.676	23.748	27.714	21.214		76.519	1	9:58:41.202			27.857	22.267	84.412	75.317
3	10:05:31.158	4:07.716		27.710	22.484		76.694	2	9:59:53.646	1:12.444	23.532	27.301	21.611		



SMRC May Day Race Meeting

Scottish BMW Compact Cup

Knockhill 1.267 miles

Qualifying 7

01/05/2016 10:00

Practice (10:00 Time) started at 9:57:21

Lap	Time of Day	Lap Tm	S1	S2	S3	S3Spd	SFSpd	Lap	Time of Day	Lap Tm	S1	S2	S3	S3Spd	SFSpd
6	10:09:52.221	1:13.677	23.695	28.197	21.785	83.571	76.958								
7	10:11:06.941	1:14.720	24.188	28.853	21.679	84.095	77.135								
(77) Ashleigh MORRIS															
1	9:58:43.460			29.623	22.242	81.938	77.491								
2	9:59:57.180	1:13.720	24.132	28.312	21.276	85.379	77.313								
3	10:06:41.776	4:45.372		29.759	21.832	82.645	77.047								
4	10:08:10.376	1:28.600	34.343	31.750	22.507	82.543	74.981								
5	10:09:24.789	1:14.413	24.292	28.249	21.872	84.412	77.581								
6	10:10:39.288	1:14.499	24.010	28.924	21.565	83.363	77.581								
7	10:11:53.123	1:13.835	24.323	28.098	21.414	84.095	77.581								
(99) Philip WEBSTER															
1	9:58:54.235			29.711	23.979	79.230	70.417								
2	10:00:13.174	1:18.939	25.521	31.039	22.379	80.950	75.233								
3	10:05:47.399	3:59.949		31.298	23.052	71.467	76.000								
4	10:07:04.683	1:17.284		29.972	22.119	77.581	78.305								
5	10:08:21.109	1:16.426	24.515	29.198	22.713	73.502	78.123								
6	10:09:38.591	1:17.482	26.003	29.321	22.158	81.441	78.580								
7	10:10:53.771	1:15.180	24.604	28.766	21.810	81.739	78.950								
(55) Gordon McSHANNOCK															
1	9:59:16.546			32.506	24.567	72.081	70.417								
2	10:00:37.922	1:21.376	26.991	31.121	23.264	79.985	73.745								
3	10:06:01.447	3:28.814		31.372	25.160	70.640	72.392								
4	10:07:20.761	1:19.314	26.348	30.235	22.731	81.441	75.148								
5	10:08:40.986	1:20.225	26.744	30.684	22.797	79.230	75.572								
6	10:09:59.619	1:18.633	25.800	30.328	22.505	80.368	76.519								
7	10:11:15.704	1:16.085	24.922	28.955	22.208	83.260	76.000								
(66) Ross JOHNSTONE															
1	9:59:14.946			33.393	24.233	71.467	75.148								
2	10:00:35.475	1:20.529	26.990	30.590	22.949	82.442	74.316								
3	10:06:00.339	3:32.241		33.033	25.217	68.617	73.262								
4	10:07:20.475	1:20.136	26.716	30.306	23.114	82.645	72.470								
5	10:08:39.971	1:19.496	25.612	30.765	23.119	80.176	74.981								
6	10:09:57.636	1:17.665	25.198	29.675	22.792	82.951	76.345								
7	10:11:13.978	1:16.342	24.507	29.593	22.242	82.747	76.259								

Clerk of the Course.

Sig : Time :
Chief Timekeeper : Ian Sharp (SMART Timing)

Results available at www.mylaps.com and www.smart-timing.co.uk

Orbits





SMRC May Day Race Meeting

Scottish BMW Compact Cup

Knockhill 1.267 miles

Race 7 - 1st Race

01/05/2016 14:00

Race (12 Laps) started at 13:50:01

POLE POSITION

2 40 Steven GOLDIE 1:10.240
4 72 Cliff HARPER 1:10.446
6 81 Douglas SIMPSON 1:11.526
8 35 Martin BUCHAN 1:11.538
10 53 Andrew MACKIE 1:11.885
12 44 Ryan STIRLING 1:12.211
14 90 Richard SUTHERLAND 1:12.246
16 57 Daniel CORMACK 1:13.677
18 99 Philip WEBSTER 1:15.180
20 66 Ross JOHNSTONE 1:16.342

1 85 Gary CLARK 1:10.235
3 91 Neil MacINNES 1:10.361
5 14 Lee ELRICK 1:10.509
7 75 Michael COURTS 1:11.535
9 84 Robert MARSHALL 1:11.714
11 32 Liam GRANT 1:12.174
13 4 Ray McDOWALL 1:12.213
15 23 David McNAUGHTON 1:12.444
17 77 Ashleigh MORRIS 1:13.720
19 55 Gordon McSHANNOCK 1:16.085

1
2
3
4
5
6
7
8
9
10

Clerk of the Course.

Sig : Time :

Chief Timekeeper : Ian Sharp (SMART Timing)

Results available at www.mylaps.com and www.smart-timing.co.uk

Printed: 02/05/2016 08:50:42

Orbits



SMRC May Day Race Meeting

Sorted on Laps

Celtic Speed Mini Cooper Cup

Knockhill 1.267 miles

Race 1 - 1st Race

01/05/2016 10:35

Race (9 Laps) started at 10:45:26

Pos	No.	Name	Make/Model	CC	Class Code	Laps	Total Tm	Diff	Best Tm	In Lap	Best Speed
1	20	Kyle REID	Mini Cooper	1600	SM	9	10:14.170		1:07.434	2	67.634
2	99	Aiden MOFFAT	Mini Cooper	1600	Guest	9	10:17.454	3.284	1:07.316	9	67.753
3	61	Malcolm McNAB	Mini Cooper	1600	SM	9	10:19.114	4.944	1:07.653	9	67.415
4	8	Hannah CHAPMAN	Mini Cooper	1600	SM L	9	10:19.680	5.510	1:07.047	9	68.025
5	29	Chris REID	Mini Cooper	1600	SM	9	10:21.044	6.874	1:07.576	9	67.492
6	91	Robbie DALGLEISH	Mini Cooper	1600	SMN	9	10:21.271	7.101	1:06.643	9	68.437
7	11	Morgan MURRAY	Mini Cooper	1600	SM	9	10:22.569	8.399	1:06.874	9	68.200
8	23	Ian MUNRO	Mini Cooper	1600	SM	9	10:25.382	11.212	1:07.093	8	67.978
9	4	Dominic WHEATLEY	Mini Cooper	1600	SMN	9	10:27.633	13.463	1:07.277	8	67.792
10	38	Scott FORBES	Mini Cooper	1600	SM	9	10:29.968	15.798	1:07.784	9	67.285
11	98	Brandon WALSH	Mini Cooper	1600	SMN	9	10:31.358	17.188	1:07.931	9	67.139
12	67	Mark GERAGHTY	Mini Cooper	1600	SMN	9	10:31.928	17.758	1:07.339	6	67.730
13	5	Des WHEATLEY	Mini Cooper	1600	SM	9	10:32.134	17.964	1:07.572	9	67.496
14	6	Daniel DREELAN	Mini Cooper	1600	SM	9	10:33.052	18.882	1:07.673	9	67.395
15	24	John DUNCAN	Mini Cooper	1600	SMN	9	10:33.785	19.615	1:07.584	9	67.484
16	47	Reis ROBERTSON	Mini Cooper	1600	SMN	9	10:34.305	20.135	1:08.672	7	66.415
17	26	William BLAKE	Mini Cooper	1600	SM	9	10:34.634	20.464	1:07.836	7	67.233
18	51	Chris MILFORD	Mini Cooper	1600	SM	9	10:36.012	21.842	1:08.103	7	66.970
19	7	Jonny DREELAN	Mini Cooper	1600	SMN	9	10:37.918	23.748	1:08.085	8	66.987
20	30	Callum DRYBURGH	Mini Cooper	1600	SM	9	10:41.171	27.001	1:08.605	8	66.480
21	33	Dylan O'DONNELL	Mini Cooper	1600	SMN	9	10:41.249	27.079	1:07.580	7	67.488
22	96	Taelor SHAND	Mini Cooper	1600	SMN L	9	10:41.643	27.473	1:08.398	9	66.681
23	87	Paul BELL	Mini Cooper	1600	SM	9	10:42.792	28.622	1:07.118	9	67.953
24	12	Allan PATERSON	Mini Cooper	1600	SMN	9	10:45.578	31.408	1:08.603	9	66.482
25	9	Martin MCGEOUGH	Mini Cooper	1600	SMN	9	11:01.430	47.260	1:10.031	8	65.126
26	10	Neal ROBERTSON	Mini Cooper	1600	SMN	9	11:23.124	1:08.954	1:12.951	8	62.519

Not classified

DNF	3	Jock BORTHWICK	Mini Cooper	1600	SM	8	9:17.089	DNF	1:07.351	5	67.717
DNF	50	Andrew BELL	Mini Cooper	1600	SMN	3	3:51.011	DNF	1:12.503	3	62.906

Margin of Victory	Avg. Speed	Best Lap Tm	Best Speed	Best Lap by
3.284	66.834	1:06.643	68.437	91 - Robbie DALGLEISH

Clerk of the Course.

Orbits

Sig : _____ Time : _____
 Chief Timekeeper : Ian Sharp (SMART Timing)

 Results available at www.mylaps.com and www.smart-timing.co.uk

Printed: 02/05/2016 08:57:17



SMRC May Day Race Meeting

Celtic Speed Mini Cooper Cup

Knockhill 1.267 miles

Race 1 - 1st Race

01/05/2016 10:35

Race (9 Laps) started at 10:45:26

Lap	Time of Day	Lap Tm	S1	S2	S3	S3Spd	SFSpd	Lap	Time of Day	Lap Tm	S1	S2	S3	S3Spd	SFSpd
-----	-------------	--------	----	----	----	-------	-------	-----	-------------	--------	----	----	----	-------	-------

(50) Andrew BELL															
1	10:46:52.448		29.322	28.453	22.259	79.230	72.785								
2	10:48:05.356	1:12.908	24.481	27.228	21.199	81.146	71.543								
3	10:49:17.859	1:12.503	24.143	27.349	21.011	82.951	73.583								

Clerk of the Course.

Orbits

Sig : Time :
 Chief Timekeeper : Ian Sharp (SMART Timing)
 Results available at www.mylaps.com and www.smart-timing.co.uk



SMRC May Day Race Meeting

Lapchart

Celtic Speed Mini Cooper Cup

Knockhill 1.267 miles

Race 1 - 1st Race

01/05/2016 10:35

Race (9 Laps) started at 10:45:26

Competitors	Laps								
	1	2	3	4	5	6	7	8	9
Kyle REID (20)	1	20	20	20	20	20	20	20	20
Aiden MOFFAT (99)	2	99	99	99	99	99	99	99	99
Malcolm McNAB (61)	3	61	61	61	61	61	61	61	61
Jock BORTHWICK (3)	4	3	8	8	8	8	8	8	8
Hannah CHAPMAN (8)	5	8	3	3	3	3	3	29	29
Mark GERAGHTY (67)	6	67	67	67	67	67	67	91	91
Chris REID (29)	7	29	29	29	29	29	29	11	11
Paul BELL (87)	8	87	87	87	11	91	91	3	23
Morgan MURRAY (11)	9	11	11	11	91	87	11	23	4
Dominic WHEATLEY (4)	10	4	91	91	87	11	87	23	4
Robbie DALGLEISH (91)	11	91	4	33	33	98	23	4	38
Dylan O'DONNELL (33)	12	33	33	98	98	33	4	38	98
Brandon WALSH (98)	13	98	98	4	4	4	38	98	67
Ian MUNRO (23)	14	23	23	23	23	98	5	5	6
Scott FORBES (38)	15	38	38	38	38	6	6	6	24
Des WHEATLEY (5)	16	5	5	5	5	5	5	47	47
Reis ROBERTSON (47)	17	47	47	24	47	6	47	24	26
Callum DRYBURGH (30)	18	30	24	47	6	47	24	26	51
John DUNCAN (24)	19	24	30	6	24	24	26	51	7
Daniel DREELAN (6)	20	6	6	26	26	26	51	7	30
William BLAKE (26)	21	26	26	51	51	51	7	30	33
Chris MILFORD (51)	22	51	51	7	7	7	30	33	96
Allan PATERSON (12)	23	12	7	12	12	30	33	96	87
Jonny DREELAN (7)	24	7	12	30	30	12	96	12	87
Taelor SHAND (96)	25	96	96	96	96	12	87	12	9
Andrew BELL (50)	26	50	50	50	9	9	9	9	10
Martin MCGEOUGH (9)	27	9	9	9	10	10	10	10	10
Neal ROBERTSON (10)	28	10	10	10					

Margin of Victory	Avg. Speed	Best Lap Tm	Best Speed	Best Lap by
3.284	66.834	1:06.643	68.437	91 - Robbie DALGLEISH

Clerk of the Course.

Orbits

 Sig : Time :
 Chief Timekeeper : Ian Sharp (SMART Timing)

 Results available at www.mylaps.com and www.smart-timing.co.uk


SMRC May Day Race Meeting

Celtic Speed Mini Cooper Cup

Knockhill 1.267 miles

Race 8 - 2nd Race

01/05/2016 14:25

Race (12 Laps) started at 14:12:19

POLE POSITION

2
99 Aiden MOFFAT
4
8 Hannah CHAPMAN
6
91 Robbie DALGLEISH
8
23 Ian MUNRO
10
38 Scott FORBES
12
67 Mark GERAGHTY
14
6 Daniel DREELAN
16
47 Reis ROBERTSON
18
51 Chris MILFORD
20
30 Callum DRYBURGH

1
20 Kyle REID
3
61 Malcolm McNAB
5
29 Chris REID
7
11 Morgan MURRAY
9
4 Dominic WHEATLEY
11
98 Brandon WALSH
13
5 Des WHEATLEY
15
24 John DUNCAN
17
26 William BLAKE
19
7 Jonny DREELAN

1
2
3
4
5
6
7
8
9
10

Clerk of the Course.


Orbits

Sig : Time :
 Chief Timekeeper : Ian Sharp (SMART Timing)
 Results available at www.mylaps.com and www.smart-timing.co.uk



SMRC May Day Race Meeting

Celtic Speed Mini Cooper Cup	Knockhill 1.267 miles
Race 8 - 2nd Race	01/05/2016 14:25
Race (12 Laps) started at 14:12:19	



22 96 Taelor SHAND
24 12 Allan PATERSON
26 10 Neal ROBERTSON
28 50 Andrew BELL

21 33 Dylan O'DONNELL
23 87 Paul BELL
25 9 Martin MCGEOUGH
27 3 Jock BORTHWICK

11
12
13
14

Clerk of the Course. Orbits

Sig : Time :
 Chief Timekeeper : Ian Sharp (SMART Timing)
 Results available at www.mylaps.com and www.smart-timing.co.uk



Race Results



Bulletin No. _____

SMRC May Day Race Meeting

Sorted on Laps

Scottish Legends Championship

Knockhill 1.267 miles

Race 2 - Heat 1

01/05/2016 11:00

Race (8 Laps) started at 11:03:40

Pos	No.	Name	Make/Model	CC	Class Code	Laps	Total Tm	Diff	Best Tm	In Lap	Best Speed
1	6	David HUNTER	Ford Coupe	1250	L	5	5:42.462		1:07.067	5	68.004
2	52	Stewart BLACK	Ford Coupe	1250	L	5	5:54.747	12.285	1:09.568	2	65.559
3	71	Ryan McLEISH	Ford Coupe	1250	L R	5	5:57.645	15.183	1:09.819	2	65.324
4	17	Billy WAIT	37 Ford	1250	L	5	5:58.302	15.840	1:10.330	4	64.849
5	46	Ross McCULLOCH	Ford Coupe	1250	L R	5	6:02.277	19.815	1:10.755	5	64.460
6	7	Andrew DUNN	Ford Coupe	1250	LT	5	6:16.437	33.975	1:12.776	3	62.670
7	88	Jeff PRITCHARD	Ford Coupe	1200	L	5	6:22.253	39.791	1:13.170	3	62.332
8	77	Allan CLARKE	Ford Coupe	1250	L R	4	5:34.131	1 Lap	1:21.755	2	55.787
Not classified											
DNF	1	John PATERSON	Ford Coupe	1250	L	4	4:36.150	DNF	1:07.611	2	67.457

Announcements

RED FLAG after Leader Completed 6 Laps - Result declared at 5 Laps.
Car No.1 - Not classified - Not running at the time of the Red Flag.

Margin of Victory	Avg. Speed	Best Lap Tm	Best Speed	Best Lap by
12.285	66.589	1:07.067	68.004	6 - David HUNTER

Clerk of the Course.

Orbits

Sig : Time :
Chief Timekeeper : Ian Sharp (SMART Timing)

Results available at www.mylaps.com and www.smart-timing.co.uk

Printed: 02/05/2016 09:41:37





SMRC May Day Race Meeting

Scottish Legends Championship

Knockhill 1.267 miles

Race 2 - Heat 1

01/05/2016 11:00

Race (8 Laps) started at 11:03:40

Lap	Time of Day	Lap Tm	S1	S2	S3	S3Spd	SFSpd	Lap	Time of Day	Lap Tm	S1	S2	S3	S3Spd	SFSpd
(6) David HUNTER															
1	11:04:53.313	1:11.881	25.744	26.600	19.537	97.399	90.320								
2	11:06:00.938	1:07.625	21.845	26.007	19.773	97.540	91.055								
3	11:07:08.415	1:07.477	21.685	26.029	19.763	98.543	90.442								
4	11:08:16.189	1:07.774	21.936	25.972	19.866	95.731	89.596								
5	11:09:23.256	1:07.067	21.652	26.067	19.348	95.323	89.836								
(52) Stewart BLACK															
1	11:04:55.579	1:12.981	25.974	26.723	20.284	94.919	87.494								
2	11:06:05.147	1:09.568	22.740	26.792	20.036	92.562	87.494								
3	11:07:15.079	1:09.932	22.968	26.728	20.236	92.054	86.479								
4	11:08:24.993	1:09.914	22.803	26.900	20.211	91.552	87.153								
5	11:09:35.541	1:10.548	22.699	26.743	21.106	91.179	85.925								
(71) Ryan McLEISH															
1	11:04:57.659	1:14.244	26.216	27.441	20.587	90.198	85.815								
2	11:06:07.478	1:09.819	22.778	26.583	20.458	93.076	86.590								
3	11:07:17.979	1:10.501	22.514	27.645	20.342	91.677	87.722								
4	11:08:28.130	1:10.151	22.991	26.941	20.219	93.465	87.380								
5	11:09:38.439	1:10.309	22.969	27.192	20.148	90.442	86.479								
(17) Billy WAIT															
1	11:04:55.601	1:13.320	25.799	27.049	20.472	92.308	85.815								
2	11:06:06.130	1:10.529	23.186	26.877	20.466	92.690	87.266								
3	11:07:17.392	1:11.262	23.115	27.808	20.339	90.442	87.040								
4	11:08:27.722	1:10.330	23.165	26.913	20.252	91.303	87.266								
5	11:09:39.096	1:11.374	23.172	27.444	20.758	90.442	88.068								
(46) Ross McCULLOCH															
1	11:04:57.806	1:14.450	25.697	28.028	20.725	92.054	88.183								
2	11:06:09.512	1:11.706	23.413	27.864	20.429	92.308	89.002								
3	11:07:21.239	1:11.727	23.203	27.996	20.528	91.179	88.884								
4	11:08:32.316	1:11.077	23.343	27.157	20.577	91.802	88.649								
5	11:09:43.071	1:10.755	22.752	27.266	20.737	92.308	86.927								
(7) Andrew DUNN															
1	11:05:02.163	1:21.092	30.251	29.049	21.792	91.552	81.540								
2	11:06:17.110	1:14.947	24.750	28.496	21.701	90.932	84.625								
3	11:07:29.886	1:12.776	23.507	28.494	20.775	91.427	85.925								
4	11:08:42.694	1:12.808	23.408	28.386	21.014	91.928	86.368								
5	11:09:57.231	1:14.537	24.264	28.150	22.123	90.809	86.146								
(88) Jeff PRITCHARD															
1	11:05:02.605	1:20.651	28.795	29.167	22.689	85.379	83.467								
2	11:06:17.476	1:14.871	24.597	29.323	20.951	87.380	87.153								
3	11:07:30.646	1:13.170	23.878	28.583	20.709	89.120	86.146								
4	11:08:47.864	1:17.218	23.384	27.999	25.835	91.303	87.266								
5	11:10:03.047	1:15.183	24.067	28.691	22.425	81.739	84.946								
(77) Allan CLARKE															
1	11:05:07.075	1:24.027	29.641	31.422	22.964	80.755	75.828								
2	11:06:28.830	1:21.755	26.545	31.681	23.529	79.985	73.583								
3	11:07:52.952	1:24.122	27.168	33.373	23.581	78.950	75.148								
4	11:09:14.925	1:21.973	26.997	31.635	23.341	79.230	75.317								
(1) John PATERSON															
1	11:04:52.784	1:11.036	25.061	26.404	19.571	95.323	88.532								
2	11:06:00.395	1:07.611	21.730	25.934	19.947	94.385	88.649								
3	11:07:08.344	1:07.949	21.711	26.167	20.071	94.385	88.183								
4	11:08:16.944	1:08.600	22.642	25.854	20.104	95.459	88.649								

Clerk of the Course.

Sig : Time :

Chief Timekeeper : Ian Sharp (SMART Timing)

Results available at www.mylaps.com and www.smart-timing.co.uk

Printed: 02/05/2016 09:41:14

Orbits





SMRC May Day Race Meeting

Lapchart

Scottish Legends Championship

Knockhill 1.267 miles

Race 2 - Heat 1

01/05/2016 11:00

Race (8 Laps) started at 11:03:40

Competitors	Laps						
	0	1	2	3	4	5	
Andrew DUNN (7)	1	7	1	1	1	6	6
David HUNTER (6)	2	6	6	6	6	1	52
John PATERSON (1)	3	1	52	52	52	52	71
Jeff PRITCHARD (88)	4	88	17	17	17	17	17
Billy WAIT (17)	5	17	71	71	71	71	46
Stewart BLACK (52)	6	52	46	46	46	46	7
Allan CLARKE (77)	7	77	7	7	7	7	88
Ross McCULLOCH (46)	8	46	88	88	88	88	
Ryan McLEISH (71)	9	71	77	77	77	77	

Margin of Victory	Avg. Speed	Best Lap Tm	Best Speed	Best Lap by
12.285	66.589	1:07.067	68.004	6 - David HUNTER

Clerk of the Course.

Orbits

Sig : Time :
Chief Timekeeper : Ian Sharp (SMART Timing)

Results available at www.mylaps.com and www.smart-timing.co.uk

Printed: 02/05/2016 09:42:01





OFFICIAL FEEDER SERIES

BEATSON'S
BUILDING SUPPLIES

Race Results

Bulletin No. _____



SMRC May Day Race Meeting

Sorted on Laps

Scottish Formula Ford 1600 Championship

Knockhill 1.267 miles

Race 3 - 1st Race

01/05/2016 11:20

Race (14 Laps) started at 11:20:31

Pos	No.	Name	Make/Model	CC	Class Code	Laps	Total Tm	Diff	Best Tm	In Lap	Best Speed
1	25	Neil MacLENNAN	Ray GR14	1600	FFA	14	16:02.545		1:01.048	13	74.709
2	33	Jordan GRONKOWSKI	Van Diemen JL012K	1600	FFA	14	16:03.496	0.951	1:01.021	14	74.742
3	8	Sebastian MELROSE	Ray GR14	1600	FFA	14	16:29.867	27.322	1:03.364	11	71.978
4	71	Matthew COWLEY	Van Dieman JL13	1600	FFAN	14	16:35.396	32.851	1:02.601	11	72.856
5	70	David THORBURN	Ray GR15	1600	FFA	14	16:41.098	38.553	1:03.691	13	71.609
6	50	Jamie THORBURN	Ray GR15	1600	FFAN	14	16:49.401	46.856	1:02.451	14	73.031
7	92	Matthew CHISHOLM	Van Diemen RF92	1600	FFB	14	16:52.242	49.697	1:03.621	9	71.688
8	29	Ross HOWE	Van Dieman RF99	1600	FFAN	14	16:59.680	57.135	1:05.285	9	69.860
Not classified											
DNF	3	Neil BROOME	Swift SC93C	1600	FFB			DNF		0	-

Announcements

Race distance increased to 14 Laps - 2 laps completed behind the Safety Car.

Margin of Victory	Avg. Speed	Best Lap Tm	Best Speed	Best Lap by
0.951	66.336	1:01.021	74.742	33 - Jordan GRONKOWSKI

Clerk of the Course.

Orbits

Sig : Time :
Chief Timekeeper : Ian Sharp (SMART Timing)

Results available at www.mylaps.com and www.smart-timing.co.uk

Printed: 02/05/2016 09:33:31





BEATSON'S BUILDING SUPPLIES

Race Results



OFFICIAL FEEDER SERIES

Bulletin No. _____

SMRC May Day Race Meeting

Scottish Formula Ford 1600 Championship

Knockhill 1.267 miles

Race 3 - 1st Race

01/05/2016 11:20

Race (14 Laps) started at 11:20:31

Table with columns: Lap, Time of Day, Lap Tm, S1, S2, S3, S3Spd, SFSpd. Contains race data for drivers: (25) Neil MacLENNAN, (33) Jordan GRONKOWSKI, (8) Sebastian MELROSE, (71) Matthew COWLEY, (70) David THORBURN, (50) Jamie THORBURN, (92) Matthew CHISHOLM, and (29) Ross HOWE.

Clerk of the Course.

Orbits

Sig : Time : Chief Timekeeper : Ian Sharp (SMART Timing)

Results available at www.mylaps.com and www.smart-timing.co.uk



SMRC May Day Race Meeting

Lapchart

Scottish Formula Ford 1600 Championship

Knockhill 1.267 miles

Race 3 - 1st Race

01/05/2016 11:20

Race (14 Laps) started at 11:20:31

Competitors	Laps													
	1	2	3	4	5	6	7	8	9	10	11	12	13	14
Neil MacLENNAN (25)	1	25	25	25	25	25	25	25	25	25	25	25	25	25
Jordan GRONKOWSKI (33)	2	33	33	33	33	33	33	33	33	33	33	33	33	33
Jamie THORBURN (50)	3	50	50	50	50	8	8	8	8	71	8	8	8	8
Sebastian MELROSE (8)	4	8	8	8	8	71	71	71	71	8	71	71	71	71
Matthew COWLEY (71)	5	71	71	71	71	70	70	70	70	70	70	70	70	70
Ross HOWE (29)	6	29	29	29	70	29	29	29	29	92	92	92	50	50
David THORBURN (70)	7	70	70	70	29	92	92	92	92	29	50	50	92	92
Matthew CHISHOLM (92)	8	92	92	92	92	50	50	50	50	50	29	29	29	29
-	9													

Margin of Victory	Avg. Speed	Best Lap Tm	Best Speed	Best Lap by
0.951	66.336	1:01.021	74.742	33 - Jordan GRONKOWSKI

Clerk of the Course.

Sig : Time :
Chief Timekeeper : Ian Sharp (SMART Timing)

Results available at www.mylaps.com and www.smart-timing.co.uk

Printed: 02/05/2016 09:34:45

Orbits





OFFICIAL FEEDER SERIES

BEATSON'S
BUILDING SUPPLIES

Grid Sheet

Bulletin No. _____



SMRC May Day Race Meeting

Scottish Formula Ford 1600 Championship

Knockhill 1.267 miles

Race 10 - 2nd Race

01/05/2016 15:05

Race (12 Laps) started at 14:58:02

POLE POSITION

2

33 Jordan GRONKOWSKI

4

71 Matthew COWLEY

6

50 Jamie THORBURN

8

29 Ross HOWE

1

25 Neil MacLENNAN

3

8 Sebastian MELROSE

5

70 David THORBURN

7

92 Matthew CHISHOLM

9

3 Neil BROOME

1
2
3
4
5

Clerk of the Course.

Sig : Time :

Chief Timekeeper : Ian Sharp (SMART Timing)

Results available at www.mylaps.com and www.smart-timing.co.uk

Orbits



Race Results



Bulletin No. _____

SMRC May Day Race Meeting

Sorted on Laps

Scottish Saloons & Sportscars Championship

Knockhill 1.267 miles

Race 4 - 1st Race

01/05/2016 11:45

Race (12 Laps) started at 11:47:38

Pos	No.	Name	Make/Model	CC	Class	Laps	Total Tm	Diff	Best Tm	In Lap	Best Speed
1	1	Ian DONALDSON	Misubishi Evo 9	2000	A1	12	11:24.429		55.876	9	81.624
2	51	Roddie PATERSON	Caterham	2300	A3	12	11:42.051	17.622	55.693	11	81.893
3	16	Colin SIMPSON	Marcos Mantis	5000	A2	12	11:51.511	27.082	57.712	4	79.028
4	79	Paul BRYDON	BMW M3	3200T	A2	12	12:01.012	36.583	57.985	8	78.656
5	4	Mark DAWSON	Seat Leon Supercopa	1994	A2	12	12:21.711	57.282	59.791	8	76.280
6	8	Finlay CROCKER	Honda Civic TCR	2000	A2	11	11:28.455	1 Lap	59.361	11	76.832
7	63	Graham ROBERTSON	BMW E46 M3	3200	A2	11	12:14.070	1 Lap	1:04.568	11	70.636
8	89	William ROBSON	Ford Focus RS	2500	B1	11	12:27.973	1 Lap	1:05.783	9	69.332
9	28	Scott TOLLAN	Escort Cosworth	2000	A1	10	11:42.175	2 Laps	1:05.752	7	69.364

Not classified

DNF	44	Alistair McMILLAN	Ultima GTR	3000	A2	10	11:17.964	DNF	1:01.023	6	74.740
DNF	64	Charlie FRASER	Westfield Megabusa	1396	B2	8	10:38.559	DNF	1:11.137	6	64.113
DNF	69	Thomson McINTYRE	Subaru Impreza	2000	B1	7	8:04.328	DNF	1:04.238	7	70.999
DNF	59	Gary WAIT	Ford Sierra Cosworth	2000	A2	5	5:20.169	DNF	1:01.122	4	74.619

Announcements

Car No.51 - Racetime includes 10 second penalty - Out of position on Grid.

Margin of Victory	Avg. Speed	Best Lap Tm	Best Speed	Best Lap by
17.622	79.965	55.693	81.893	51 - Roddie PATERSON

Clerk of the Course.

Orbits

Sig : Time :
Chief Timekeeper : Ian Sharp (SMART Timing)Results available at www.mylaps.com and www.smart-timing.co.uk

Printed: 02/05/2016 09:47:08





SMRC May Day Race Meeting

Scottish Saloons & Sportscars Championship

Knockhill 1.267 miles

Race 4 - 1st Race

01/05/2016 11:45

Race (12 Laps) started at 11:47:38

Lap	Time of Day	Lap Tm	S1	S2	S3	S3Spd	SFSpd	Lap	Time of Day	Lap Tm	S1	S2	S3	S3Spd	SFSpd
4	11:52:26.694	1:05.418	21.897	25.077	18.444		98.543								
5	11:53:32.195	1:05.501	21.889	25.193	18.419		94.785								
6	11:54:38.587	1:06.392	22.693	25.506	18.193	103.561	100.460								
7	11:55:42.825	1:04.238	21.348	24.573	18.317		92.435								
(59) Gary WAIT															
1	11:48:46.008			23.550	18.258		99.125								
2	11:49:47.490	1:01.482	19.965	22.843	18.674		100.011								
3	11:50:48.726	1:01.236	19.935	23.306	17.995		100.161								
4	11:51:49.848	1:01.122			18.484		99.272								
5	11:52:58.666	1:08.818			23.189		28.630								

Clerk of the Course.

Orbits

Sig : Time :
 Chief Timekeeper : Ian Sharp (SMART Timing)
 Results available at www.mylaps.com and www.smart-timing.co.uk





SMRC May Day Race Meeting

Lapchart

Scottish Saloons & Sportscars Championship

Knockhill 1.267 miles

Race 4 - 1st Race

01/05/2016 11:45

Race (12 Laps) started at 11:47:38

Competitors	Laps											
	1	2	3	4	5	6	7	8	9	10	11	12
Ian DONALDSON (1)	1	1	1	1	1	1	1	1	1	1	1	1
Paul BRYDON (79)	2	79	51	51	51	51	51	51	51	51	51	51
Roddie PATERSON (51)	3	51	79	16	16	16	16	16	16	16	16	16
Colin SIMPSON (16)	4	16	16	4	4	4	4	79	79	79	79	79
Mark DAWSON (4)	5	4	4	59	59	79	79	4	4	4	4	4
Gary WAIT (59)	6	59	59	79	79	8	8	8	8	8	8	8
Finlay CROCKER (8)	7	8	8	8	8	59	44	44	44	44	63	63
Alistair McMILLAN (44)	8	44	44	44	44	44	63	63	63	63	44	89
Graham ROBERTSON (63)	9	63	63	63	63	63	89	89	89	89	89	89
William ROBSON (89)	10	89	89	89	89	89	28	28	28	28	28	28
Scott TOLLAN (28)	11	28	28	28	28	28	69	69	64			
Charlie FRASER (64)	12	64	64	69	69	69	64	64				
Thomson McINTYRE (69)	13	69	69	64	64	64						

Margin of Victory	Avg. Speed	Best Lap Tm	Best Speed	Best Lap by
17.622	79.965	55.693	81.893	51 - Roddie PATERSON

Clerk of the Course.

Orbits

Sig : Time :
Chief Timekeeper : Ian Sharp (SMART Timing)

Results available at www.mylaps.com and www.smart-timing.co.uk

Printed: 02/05/2016 09:49:19





SMRC May Day Race Meeting

Scottish Saloons & Sportscars Championship

Knockhill 1.267 miles

Race 11 - 2nd Race

01/05/2016 15:30

Race (12 Laps) started at 15:20:31

POLE POSITION

2 51 Roddie PATERSON
4 79 Paul BRYDON
6 8 Finlay CROCKER
8 89 William ROBSON
10 44 Alistair McMILLAN
12 69 Thomson McINTYRE

1 1 Ian DONALDSON
3 16 Colin SIMPSON
5 4 Mark DAWSON
7 63 Graham ROBERTSON
9 28 Scott TOLLAN
11 64 Charlie FRASER
13 59 Gary WAIT

1
2
3
4
5
6
7

Clerk of the Course.

Sig : Time :

Chief Timekeeper : Ian Sharp (SMART Timing)

Results available at www.mylaps.com and www.smart-timing.co.uk

Orbits





Race Results



Bulletin No. _____

SMRC May Day Race Meeting

Sorted on Laps

Scottish Classics Championship

Knockhill 1.267 miles

Race 5 - 1st Race

01/05/2016 12:10

Race (12 Laps) started at 12:08:42

Pos	No.	Name	Make/Model	CC	Class	Laps	Total Tm	Diff	Best Tm	In Lap	Best Speed
1	77	Tommy GILMARTIN	Morgan +8	3900	CE	12	13:15.176		1:05.219	9	69.931
2	39	Harry SIMPSON	Ginetta G4R	1851	CG	12	13:15.405	0.229	1:04.779	10	70.406
3	21	Jimmy CROW	Ford Escort	2000	CB	12	13:37.267	22.091	1:06.830	9	68.245
4	51	Alex MONTGOMERY	MGB GT V8	3946	CE	12	13:38.159	22.983	1:06.940	10	68.133
5	78	Andrew GRAHAM	Triumph TR8	3900	CE	12	14:09.050	53.874	1:08.643	10	66.443
6	85	John BENNETT	Alfa Romeo Sprint GT	2000	CB	12	14:21.079	1:05.903	1:10.225	6	64.946
7	57	Bruce MITCHELL	Lotus Europa TC	1800	CB	11	13:17.428	1 Lap	1:09.833	5	65.311
8	17	Ian DALTRY	Alfa Romeo Alfasud	1494	CA	11	13:21.661	1 Lap	1:10.323	10	64.856
9	49	Raymond BOYD	Porsche 911	2998	CD	11	13:26.876	1 Lap	1:05.239	9	69.910
10	41	Grant ALLAN	Porsche 911	2994	CD	11	13:38.098	1 Lap	1:12.248	6	63.128
11	8	Max HORNE	Lotus Cortina	1598	CB	10	13:44.406	2 Laps	1:20.188	3	56.877

Margin of Victory	Avg. Speed	Best Lap Tm	Best Speed	Best Lap by
0.229	68.828	1:04.779	70.406	39 - Harry SIMPSON

Clerk of the Course.

Orbits

Sig : Time :
Chief Timekeeper : Ian Sharp (SMART Timing)

Results available at www.mylaps.com and www.smart-timing.co.uk

Printed: 02/05/2016 09:07:41





Race Results



Bulletin No. _____

SMRC May Day Race Meeting

Lapchart


Scottish Classics Championship

Knockhill 1.267 miles

Race 5 - 1st Race

01/05/2016 12:10

Race (12 Laps) started at 12:08:42



Competitors	Laps												
	1	2	3	4	5	6	7	8	9	10	11	12	
Tommy GILMARTIN (77)	1	77	77	77	77	77	77	77	77	77	77	77	77
Harry SIMPSON (39)	2	39	39	39	39	39	39	39	49	39	39	39	39
Raymond BOYD (49)	3	49	49	49	49	49	49	49	39	49	21	21	21
Jimmy CROW (21)	4	21	21	21	21	21	21	21	21	21	51	51	51
Alex MONTGOMERY (51)	5	51	51	51	51	51	51	51	51	51	78	78	78
Bruce MITCHELL (57)	6	57	57	57	57	57	57	57	78	78	85	85	85
John BENNETT (85)	7	85	85	85	85	85	85	78	57	57	57	57	57
Ian DALTRY (17)	8	17	17	78	78	78	78	85	85	85	17	17	17
Grant ALLAN (41)	9	41	78	17	17	17	17	17	17	17	49	49	49
Andrew GRAHAM (78)	10	78	41	41	41	41	41	41	41	41	41	41	41
Max HORNE (8)	11	8	8	8	8	8	8	8	8	8	8	8	8

Margin of Victory	Avg. Speed	Best Lap Tm	Best Speed	Best Lap by
0.229	68.828	1:04.779	70.406	39 - Harry SIMPSON

Clerk of the Course.

Orbits

Sig : Time :
Chief Timekeeper : Ian Sharp (SMART Timing)

Results available at www.mylaps.com and www.smart-timing.co.uk

Printed: 02/05/2016 09:08:57





SMRC May Day Race Meeting

Scottish Classics Championship

Knockhill 1.267 miles

Race 12 - 2nd Race

01/05/2016 15:55

Race (12 Laps) started at 15:41:43

POLE POSITION

2
39 Harry SIMPSON
4
51 Alex MONTGOMERY
6
85 John BENNETT
8
17 Ian DALTRY
10
41 Grant ALLAN

1
77 Tommy GILMARTIN
3
21 Jimmy CROW
5
78 Andrew GRAHAM
7
57 Bruce MITCHELL
9
49 Raymond BOYD
11
8 Max HORNE

1
2
3
4
5
6

Clerk of the Course.

Sig : Time :

Chief Timekeeper : Ian Sharp (SMART Timing)

Results available at www.mylaps.com and www.smart-timing.co.uk

Printed: 02/05/2016 09:09:22

Orbits



Race Results



Bulletin No. _____

SMRC May Day Race Meeting

Sorted on Laps

Scottish Fiesta Championship

Knockhill 1.267 miles

Race 6 - 1st Race

01/05/2016 12:35

Race (12 Laps) started at 12:29:42

Pos	No.	Name	Make/Model	CC	Class Code	Laps	Total Tm	Diff	Best Tm	In Lap	Best Speed
1	1	Wayne MacCAULAY	Ford Fiesta ST	2000	ST	12	13:09.585		1:04.962	7	70.208
2	19	Josh ORR	Ford Fiesta ST	2000	Guest	12	13:20.153	10.568	1:05.914	10	69.194
3	7	Kevin WHYTE	Ford Fiesta ST	2000	ST	12	13:30.209	20.624	1:06.436	7	68.650
4	55	Stephen WARD	Ford Fiesta ST	2000	ST	12	13:47.939	38.354	1:07.229	7	67.840
5	37	Russell MORGAN	Ford Fiesta ST	2000	ST	12	13:48.718	39.133	1:07.682	10	67.386
6	50	Jim DEANS	Ford Fiesta XR2	1600	XR	12	13:54.125	44.540	1:08.183	7	66.891
7	24	Steven GRAY	Ford Fiesta XR2	1600	XR	12	13:54.241	44.656	1:08.159	8	66.915
8	18	Barry FARQUHARSON	Ford Fiesta XR2	1600	XRN	12	13:59.335	49.750	1:08.051	7	67.021
9	67	George RUNCIE	Ford Fiesta ST	2000	ST	12	14:06.977	57.392	1:07.456	11	67.612
10	22	Gavin BUTTERWORTH	Ford Fiesta XR2	1600	XR	12	14:08.589	59.004	1:08.892	11	66.203
11	57	Alec TOWNLEY	Ford Fiesta XR2	1600	XRN	12	14:15.516	1:05.931	1:09.824	8	65.319
12	81	Graeme CUTHBERT	Ford Fiesta XR2	1600	XRN	11	13:58.943	1 Lap	1:13.943	9	61.680
13	28	David TAYLOR	Ford Fiesta XR2	1600	XRN	10	13:25.955	2 Laps	1:16.829	2	59.364
14	44	Robert KERR	Ford Fiesta XR2	1600	XRC	9	13:25.408	3 Laps	1:25.495	8	53.346
15	98	Gordon HASTON	Ford Fiesta XR2	1600	XRN	9	14:44.871	3 Laps	1:16.806	2	59.381

Margin of Victory	Avg. Speed	Best Lap Tm	Best Speed	Best Lap by
10.568	69.315	1:04.962	70.208	1 - Wayne MacCAULAY

Clerk of the Course.

Orbits

Sig : Time :
Chief Timekeeper : Ian Sharp (SMART Timing)Results available at www.mylaps.com and www.smart-timing.co.uk

Printed: 02/05/2016 09:16:18





SMRC May Day Race Meeting

Scottish Fiesta Championship

Knockhill 1.267 miles

Race 6 - 1st Race

01/05/2016 12:35

Race (12 Laps) started at 12:29:42

Lap	Time of Day	Lap Tm	S1	S2	S3	S3Spd	SFSpd
7	12:38:05.234	1:10.107	23.137	25.967	21.003	82.442	74.647
8	12:39:15.058	1:09.824	23.076	25.923	20.825	81.739	74.070
9	12:40:26.537	1:11.479	24.029	26.674	20.776	82.747	74.564
10	12:41:36.815	1:10.278	23.043	26.300	20.935	81.441	74.399
11	12:42:46.723	1:09.908	23.033	26.085	20.790	82.139	74.730
12	12:43:57.721	1:10.998	23.545	26.580	20.873	82.341	74.730

(81) Graeme CUTHBERT

1	12:31:02.977			27.975	21.791	80.853	72.627
2	12:32:20.855	1:17.878	24.504	31.303	22.071	76.694	73.422
3	12:33:35.719	1:14.864	24.240	29.129	21.495	80.465	72.943
4	12:34:50.859	1:15.140	24.562	29.190	21.388	80.272	73.342
5	12:36:04.817	1:13.958	24.048	28.419	21.491	81.048	73.022
6	12:37:20.369	1:15.552	24.390	28.999	22.163	77.047	72.392
7	12:38:39.610	1:19.241	25.701	29.995	23.545	80.176	70.417
8	12:39:55.711	1:16.101	24.319	29.875	21.907	76.607	72.392
9	12:41:09.654	1:13.943	23.853	28.683	21.407	79.230	73.102
10	12:42:25.621	1:15.967	24.065	30.525	21.377	78.488	72.785
11	12:43:41.148	1:15.527	26.127	28.025	21.375	80.658	72.392

(28) David TAYLOR

1	12:31:07.811			29.520	22.914		67.108
2	12:32:24.640	1:16.829	25.331	29.064	22.434		68.547
3	12:33:42.930	1:18.290	25.667	29.797	22.826		67.377
4	12:35:08.547	1:25.617	31.751	30.961	22.905	74.234	67.310
5	12:36:28.263	1:19.716	25.593	29.735	24.388	71.773	67.581
6	12:37:46.887	1:18.624	26.223	29.374	23.027	75.233	66.974
7	12:39:09.500	1:22.613	26.887	32.083	23.643	72.314	66.641
8	12:40:31.110	1:21.610	26.847	31.920	22.843		67.310
9	12:41:50.275	1:19.165	25.798	30.366	23.001		66.443
10	12:43:08.160	1:17.885	25.845	29.224	22.816		66.774

(44) Robert KERR

1	12:31:13.460			32.469	24.643	62.600	59.074
2	12:32:49.306	1:35.846	27.664	43.243	24.939	61.907	58.152
3	12:34:16.526	1:27.220	27.435	33.990	25.795	63.429	59.126
4	12:35:48.248	1:31.722	27.688	38.243	25.791	58.052	58.660
5	12:37:16.866	1:28.618	27.468	34.766	26.384	59.918	56.775
6	12:38:48.532	1:31.666	30.991	35.214	25.461	61.230	59.918
7	12:40:15.236	1:26.704	27.891	34.500	24.313	64.589	58.970
8	12:41:40.731	1:25.495	28.483	32.592	24.420	65.153	59.074
9	12:43:07.613	1:26.882	28.821	32.922	25.139	63.369	59.971

(98) Gordon HASTON

1	12:31:05.413			28.540	22.011		70.123
2	12:32:22.219	1:16.806	24.184	29.589	23.033		58.815
3	12:33:51.854	1:29.635			27.205		46.441
4	12:35:36.234	1:44.380		40.725	30.321		46.635
5	12:37:28.470	1:52.236	34.425	45.863	31.948		45.190
6	12:39:12.167	1:43.697	34.509	38.961	30.227		43.775
7	12:40:50.360	1:38.193	33.851	34.547	29.795		43.156
8	12:42:38.985	1:48.625	35.500	36.962	36.163		42.393
9	12:44:27.076	1:48.091	35.319	39.156	33.616		38.679

Clerk of the Course.

Sig : Time :
Chief Timekeeper : Ian Sharp (SMART Timing)

Results available at www.mylaps.com and www.smart-timing.co.uk

Printed: 02/05/2016 09:20:34

Orbits





SMRC May Day Race Meeting

Lapchart

Scottish Fiesta Championship

Knockhill 1.267 miles

Race 6 - 1st Race

01/05/2016 12:35

Race (12 Laps) started at 12:29:42

Competitors	Laps											
	1	2	3	4	5	6	7	8	9	10	11	12
Wayne MacCAULAY (1)	1	1	1	1	1	1	1	1	1	1	1	1
Josh ORR (19)	2	19	19	19	19	19	19	19	19	19	19	19
Kevin WHYTE (7)	3	7	7	7	7	7	7	7	7	7	7	7
George RUNCIE (67)	4	67	67	67	67	37	37	55	55	55	55	55
Russell MORGAN (37)	5	37	37	37	37	55	55	37	37	37	37	37
Steven GRAY (24)	6	24	24	55	55	50	50	50	50	50	50	50
Jim DEANS (50)	7	50	50	50	50	24	24	24	24	24	24	24
Stephen WARD (55)	8	55	55	24	24	24	18	18	18	18	18	18
Barry FARQUHARSON (18)	9	18	18	18	18	22	22	22	22	22	22	67
Alec TOWNLEY (57)	10	57	57	57	22	22	57	57	57	67	67	22
Gavin BUTTERWORTH (22)	11	22	22	22	57	57	67	67	67	57	57	57
Graeme CUTHBERT (81)	12	81	81	81	81	81	81	81	81	81	81	81
Gordon HASTON (98)	13	98	98	28	28	28	28	28	28	28	28	28
David TAYLOR (28)	14	28	28	98	98	44	44	44	44	44	44	44
Robert KERR (44)	15	44	44	44	44	98	98	98	98	98	98	98

Margin of Victory	Avg. Speed	Best Lap Tm	Best Speed	Best Lap by
10.568	69.315	1:04.962	70.208	1 - Wayne MacCAULAY

Clerk of the Course.

Orbits

Sig : Time :
Chief Timekeeper : Ian Sharp (SMART Timing)

Results available at www.mylaps.com and www.smart-timing.co.uk





SMRC May Day Race Meeting

Scottish Fiesta Championship

Knockhill 1.267 miles

Race 15 - 2nd Race

01/05/2016 17:05

Race (14 Laps) started at 16:43:20

POLE POSITION

2
19 Josh ORR

1
1 Wayne MacCAULAY

1

4
55 Stephen WARD

3
7 Kevin WHYTE

2

6
50 Jim DEANS

5
37 Russell MORGAN

3

8
18 Barry FARQUHARSON

7
24 Steven GRAY

4

10
22 Gavin BUTTERWORTH

9
67 George RUNCIE

5

12
81 Graeme CUTHBERT

11
57 Alec TOWNLEY

6

14
44 Robert KERR

13
28 David TAYLOR

7

15
98 Gordon HASTON

8

Clerk of the Course.

Sig : Time :

Chief Timekeeper : Ian Sharp (SMART Timing)

Results available at www.mylaps.com and www.smart-timing.co.uk

Printed: 02/05/2016 09:17:40

Orbits



Race Results



Bulletin No. _____

SMRC May Day Race Meeting

Sorted on Laps

Scottish BMW Compact Cup

Knockhill 1.267 miles

Race 7 - 1st Race

01/05/2016 14:00

Race (12 Laps) started at 13:50:01

Pos	No.	Name	Make/Model	CC	Class Code	Laps	Total Tm	Diff	Best Tm	In Lap	Best Speed
1	85	Gary CLARK	BMW Compact	1900	BMWCC	12	12:50.909		1:03.406	6	71.931
2	40	Steven GOLDIE	BMW Compact	1900	BMWCN	12	12:54.457	3.548	1:03.815	11	71.470
3	91	Neil MacINNES	BMW Compact	1900	BMWCN	12	13:00.081	9.172	1:03.527	10	71.794
4	14	Lee ELRICK	BMW Compact	1900	BMWCN	12	13:00.131	9.222	1:03.673	10	71.629
5	72	Cliff HARPER	BMW Compact	1900	BMWCC	12	13:00.450	9.541	1:03.482	8	71.845
6	75	Michael COURTS	BMW Compact	1900	BMWCC	12	13:00.919	10.010	1:03.657	8	71.647
7	81	Douglas SIMPSON	BMW Compact	1900	BMWCN	12	13:04.283	13.374	1:03.838	10	71.444
8	35	Martin BUCHAN	BMW Compact	1900	BMWCN	12	13:04.789	13.880	1:04.012	11	71.250
9	90	Richard SUTHERLAND	BMW Compact	1900	BMWCN	12	13:14.150	23.241	1:04.480	10	70.733
10	44	Ryan STIRLING	BMW Compact	1900	BMWCC	12	13:15.824	24.915	1:04.307	7	70.923
11	32	Liam GRANT	BMW Compact	1900	BMWCN	12	13:16.773	25.864	1:04.496	11	70.715
12	84	Robert MARSHALL	BMW Compact	1900	BMWCN	12	13:19.303	28.394	1:04.281	10	70.952
13	53	Andrew MACKIE	BMW Compact	1900	BMWCN	12	13:19.995	29.086	1:04.205	8	71.036
14	4	Ray McDOWALL	BMW Compact	1900	BMWCC	12	13:23.339	32.430	1:04.720	10	70.470
15	77	Ashleigh MORRIS	BMW Compact	1900	BMWCC	12	13:31.105	40.196	1:05.698	10	69.421
16	99	Philip WEBSTER	BMW Compact	1900	BMWCN	12	13:37.137	46.228	1:05.427	9	69.709
17	66	Ross JOHNSTONE	BMW Compact	1900	BMWCN	12	13:53.928	1:03.019	1:07.672	7	67.396
18	55	Gordon McSHANNOCK	BMW Compact	1900	BMWCC	11	13:08.368	1 Lap	1:09.465	7	65.657
Not classified											
DNF	57	Daniel CORMACK	BMW Compact	1900	BMWCN	7	8:00.454	DNF	1:06.506	7	68.578
DNS	23	David McNAUGHTON	BMW Compact	1900	BMWCC			DNS		0	-

Announcements

Car No's 4 & 91 - Racetime includes 5 second time penalty - Exceeding track limits.

Margin of Victory	Avg. Speed	Best Lap Tm	Best Speed	Best Lap by
3.548	70.994	1:03.406	71.931	85 - Gary CLARK

Clerk of the Course.

Orbits

Sig : Time :
Chief Timekeeper : Ian Sharp (SMART Timing)

Results available at www.mylaps.com and www.smart-timing.co.uk

Printed: 02/05/2016 08:51:14





SMRC May Day Race Meeting

Scottish BMW Compact Cup

Knockhill 1.267 miles

Race 7 - 1st Race

01/05/2016 14:00

Race (12 Laps) started at 13:50:01

Lap	Time of Day	Lap Tm	S1	S2	S3	S3Spd	SFSpd	Lap	Time of Day	Lap Tm	S1	S2	S3	S3Spd	SFSpd
7	13:57:52.756	1:06.203	21.042	25.270	19.891	87.266	79.511	11	14:02:33.272	1:05.889	20.989	24.993	19.907	87.608	80.176
8	13:58:59.280	1:06.524	22.209	24.634	19.681	89.358	80.176	12	14:03:38.767	1:05.495	20.969	24.872	19.654	87.837	80.561
9	14:00:04.388	1:05.108	20.808	24.598	19.702	89.477	80.465								
10	14:01:09.032	1:04.644	20.740	24.361	19.543	89.239	80.465								
11	14:02:13.528	1:04.496	20.581	24.276	19.639	90.077	80.465								
12	14:03:18.403	1:04.875	20.933	24.403	19.539	89.002	80.561								

(84) Robert MARSHALL

1	13:51:15.229		25.609	20.272	88.299	77.402	
2	13:52:25.061	1:09.832	20.883	28.623	20.326	87.608	77.671
3	13:53:32.681	1:07.620	22.742	24.492	20.386	88.183	78.032
4	13:54:37.703	1:05.022	20.883	23.946	20.193	88.884	78.397
5	13:55:42.646	1:04.943	20.787	24.018	20.138	88.649	78.765
6	13:56:48.804	1:06.158	21.561	24.162	20.435	88.299	79.230
7	13:57:53.802	1:04.998	20.682	24.262	20.054	88.767	79.606
8	13:59:00.109	1:06.307	21.870	24.478	19.959	89.120	79.795
9	14:00:05.729	1:05.620	21.056	24.623	19.941	89.002	79.230
10	14:01:10.010	1:04.281	20.452	23.975	19.854	89.477	79.417
11	14:02:15.099	1:05.089	20.571	24.549	19.969	89.358	79.043
12	14:03:20.933	1:05.834	21.387	24.633	19.814	87.837	79.230

(53) Andrew MACKIE

1	13:51:16.814		25.781	20.012	86.814	78.765	
2	13:52:22.450	1:05.636	21.295	24.467	19.874	87.952	79.043
3	13:53:27.427	1:04.977	20.977	24.289	19.711	88.068	79.606
4	13:54:32.668	1:05.241	21.186	24.225	19.830	88.068	79.323
5	13:55:37.398	1:04.730	20.840	24.062	19.828	88.416	79.417
6	13:56:42.106	1:04.708	20.720	24.307	19.681	87.722	79.890
7	13:57:46.516	1:04.410	20.658	24.154	19.598	88.068	79.700
8	13:58:50.721	1:04.205	20.657	24.028	19.520	88.299	79.890
9	13:59:55.176	1:04.455	20.590	24.228	19.637	88.884	79.890
10	14:00:59.574	1:04.398	20.798	24.057	19.543	88.649	79.511
11	14:02:16.701	1:17.127	20.786	36.625	19.716	88.183	80.176
12	14:03:21.625	1:04.924	21.023	24.084	19.817	89.358	79.043

(4) Ray McDOWALL

1	13:51:17.524		25.635	20.548	87.040	77.313	
2	13:52:25.455	1:07.931	22.329	25.030	20.572	86.479	78.397
3	13:53:31.729	1:06.274	21.985	24.412	19.877	87.952	78.765
4	13:54:36.517	1:04.788	20.894	24.149	19.745	90.077	79.511
5	13:55:41.837	1:05.320	21.265	24.309	19.746	89.120	79.323
6	13:56:46.991	1:05.154	21.157	24.318	19.679	90.077	79.700
7	13:57:52.784	1:05.793	20.878	24.614	20.301	87.266	78.397
8	13:58:59.825	1:07.041	22.630	24.475	19.936	87.494	79.043
9	14:00:04.830	1:05.005	20.944	24.444	19.617	89.358	79.606
10	14:01:09.550	1:04.720	20.729	24.186	19.805	88.299	79.700
11	14:02:14.433	1:04.883	20.614	24.265	20.004	90.077	79.230
12	14:03:19.969	1:05.536	21.583	24.386	19.567	89.239	79.136

(77) Ashleigh MORRIS

1	13:51:19.527		26.825	20.329	87.266	78.214	
2	13:52:28.102	1:08.575	21.946	26.269	20.360	86.814	78.305
3	13:53:35.004	1:06.902	21.871	24.927	20.104	88.532	79.136
4	13:54:41.604	1:06.600	21.606	24.693	20.301	88.183	78.214
5	13:55:48.361	1:06.757	21.403	25.057	20.297	87.952	78.857
6	13:56:55.264	1:06.903	21.950	24.991	19.962	88.068	79.700
7	13:58:01.286	1:06.022	21.571	24.688	19.763	88.183	79.417
8	13:59:07.430	1:06.144	21.399	24.831	19.914	88.183	79.230
9	14:00:13.957	1:06.527	21.310	25.262	19.955	87.952	79.417
10	14:01:19.655	1:05.698	21.290	24.672	19.736	88.532	78.580
11	14:02:26.175	1:06.520	21.488	25.036	19.996	87.608	79.511
12	14:03:32.735	1:06.560	21.433	25.117	20.010	88.299	79.890

(99) Philip WEBSTER

1	13:51:20.818		27.616	20.200	87.380	78.857	
2	13:52:28.242	1:07.424	21.305	25.826	20.293	87.952	79.417
3	13:53:34.261	1:06.019	21.179	24.731	20.109	88.767	79.606
4	13:54:39.842	1:05.581	20.817	24.830	19.934	88.416	79.985
5	13:55:45.613	1:05.771	21.137	25.005	19.629	87.608	79.606
6	13:56:57.270	1:11.657	27.425	24.799	19.433	87.266	80.272
7	13:58:03.213	1:05.943	21.399	24.964	19.580	87.722	80.368
8	13:59:10.120	1:06.907	21.762	25.388	19.757	88.299	79.890
9	14:00:15.547	1:05.427	20.912	24.982	19.533	88.416	80.272
10	14:01:27.383	1:11.836	26.649	25.449	19.738	86.927	80.176

Clerk of the Course.

Orbits

Sig : Time :

Chief Timekeeper : Ian Sharp (SMART Timing)

Results available at www.mylaps.com and www.smart-timing.co.uk

Printed: 02/05/2016 09:21:01





SMRC May Day Race Meeting

Lapchart


Scottish BMW Compact Cup

Knockhill 1.267 miles

Race 7 - 1st Race

01/05/2016 14:00

Race (12 Laps) started at 13:50:01



Competitors	Laps	Laps											
		1	2	3	4	5	6	7	8	9	10	11	12
Gary CLARK (85)	1	85	85	85	85	85	85	85	85	85	85	85	85
Neil MacINNES (91)	2	91	91	91	40	40	40	40	40	40	40	40	40
Steven GOLDIE (40)	3	40	40	40	91	91	91	91	91	91	91	91	91
Douglas SIMPSON (81)	4	81	81	81	14	14	14	14	14	14	14	14	14
Lee ELRICK (14)	5	14	14	14	75	75	75	72	72	72	72	72	72
Michael COURTS (75)	6	75	75	75	81	72	72	75	75	75	75	75	75
Robert MARSHALL (84)	7	84	72	72	72	81	81	81	81	81	81	81	81
Cliff HARPER (72)	8	72	35	35	35	35	35	35	35	35	35	35	35
Martin BUCHAN (35)	9	35	53	53	53	53	53	53	53	53	90	90	90
Andrew MACKIE (53)	10	53	32	32	32	32	90	90	90	90	90	44	44
Liam GRANT (32)	11	32	84	90	90	90	32	32	44	44	44	32	32
Ray McDOWALL (4)	12	4	90	4	4	4	4	4	32	32	32	4	4
Richard SUTHERLAND (90)	13	90	4	84	84	84	44	44	4	4	4	84	84
Ashleigh MORRIS (77)	14	77	44	44	44	44	84	84	84	84	84	53	53
Ryan STIRLING (44)	15	44	77	99	99	99	77	77	77	77	77	77	77
Philip WEBSTER (99)	16	99	99	77	77	77	57	57	99	99	99	99	99
Daniel CORMACK (57)	17	57	57	57	57	57	99	99	66	66	66	66	66
Ross JOHNSTONE (66)	18	66	66	66	66	66	66	66	55	55	55	55	55
Gordon McSHANNOCK (55)	19	55	55	55	55	55	55	55					
-	20												

Margin of Victory	Avg. Speed	Best Lap Tm	Best Speed	Best Lap by
3.548	70.994	1:03.406	71.931	85 - Gary CLARK

Clerk of the Course.

Orbits

 Sig : Time :
 Chief Timekeeper : Ian Sharp (SMART Timing)

 Results available at www.mylaps.com and www.smart-timing.co.uk

Printed: 02/05/2016 08:52:46





SMRC May Day Race Meeting

Scottish BMW Compact Cup

Knockhill 1.267 miles

Race 16 - 2nd Race

01/05/2016 17:30

Race (12 Laps) started at 17:11:43

POLE POSITION

2
40 Steven GOLDIE

1
85 Gary CLARK

1

4
14 Lee ELRICK

3
91 Neil MacINNES

2

6
75 Michael COURTS

5
72 Cliff HARPER

3

8
35 Martin BUCHAN

7
81 Douglas SIMPSON

4

10
44 Ryan STIRLING

9
90 Richard SUTHERLAND

5

12
84 Robert MARSHALL

11
32 Liam GRANT

6

14
4 Ray McDOWALL

13
53 Andrew MACKIE

7

16
99 Philip WEBSTER

15
77 Ashleigh MORRIS

8

18
55 Gordon McSHANNOCK

17
66 Ross JOHNSTONE

9

20
23 David McNAUGHTON

19
57 Daniel CORMACK

10

Clerk of the Course.

Orbits

Sig : Time :
Chief Timekeeper : Ian Sharp (SMART Timing)
Results available at www.mylaps.com and www.smart-timing.co.uk



SMRC May Day Race Meeting

Sorted on Laps

Celtic Speed Mini Cooper Cup

Knockhill 1.267 miles

Race 8 - 2nd Race - AMENDED RESULT

01/05/2016 14:25

Race (12 Laps) started at 14:12:19

Pos	No.	Name	Make/Model	CC	Class Code	Laps	Total Tm	Diff	Best Tm	In Lap	Best Speed
1	20	Kyle REID	Mini Cooper	1600	SM	12	15:10.631		1:03.288	12	72.065
2	11	Morgan MURRAY	Mini Cooper	1600	SM	12	15:11.080	0.449	1:03.039	7	72.349
3	61	Malcolm McNAB	Mini Cooper	1600	SM	12	15:11.491	0.860	1:03.256	9	72.101
4	8	Hannah CHAPMAN	Mini Cooper	1600	SM L	12	15:13.313	2.682	1:03.103	7	72.276
5	91	Robbie DALGLEISH	Mini Cooper	1600	SMN	12	15:13.520	2.889	1:02.938	7	72.466
6	23	Ian MUNRO	Mini Cooper	1600	SM	12	15:15.134	4.503	1:03.240	7	72.120
7	4	Dominic WHEATLEY	Mini Cooper	1600	SMN	12	15:15.488	4.857	1:03.301	9	72.050
8	98	Brandon WALSH	Mini Cooper	1600	SMN	12	15:21.169	10.538	1:03.432	8	71.901
9	3	Jock BORTHWICK	Mini Cooper	1600	SM	12	15:24.183	13.552	1:03.818	7	71.466
10	33	Dylan O'DONNELL	Mini Cooper	1600	SMN	12	15:25.362	14.731	1:03.785	7	71.503
11	87	Paul BELL	Mini Cooper	1600	SM	12	15:25.730	15.099	1:03.138	8	72.236
12	67	Mark GERAGHTY	Mini Cooper	1600	SMN	12	15:25.824	15.193	1:03.208	8	72.156
13	47	Reis ROBERTSON	Mini Cooper	1600	SMN	12	15:26.154	15.523	1:04.384	10	70.838
14	26	William BLAKE	Mini Cooper	1600	SM	12	15:27.296	16.665	1:03.584	10	71.729
15	29	Chris REID	Mini Cooper	1600	SM	12	15:30.687	20.056	1:03.647	10	71.658
16	30	Callum DRYBURGH	Mini Cooper	1600	SM	12	15:30.938	20.307	1:04.274	10	70.959
17	7	Jonny DREELAN	Mini Cooper	1600	SMN	12	15:31.258	20.627	1:04.428	10	70.790
18	51	Chris MILFORD	Mini Cooper	1600	SM	12	15:31.709	21.078	1:03.770	8	71.520
19	99	Aiden MOFFAT	Mini Cooper	1600	Guest	12	15:32.195	21.564	1:03.957	8	71.311
20	12	Allan PATERSON	Mini Cooper	1600	SMN	12	15:32.808	22.177	1:04.806	11	70.377
21	9	Martin MCGEOUGH	Mini Cooper	1600	SMN	12	15:35.725	25.094	1:04.872	7	70.305
22	96	Taelor SHAND	Mini Cooper	1600	SMN L	12	15:36.723	26.092	1:04.544	8	70.662
23	6	Daniel DREELAN	Mini Cooper	1600	SM	12	15:41.411	30.780	1:04.465	8	70.749
24	50	Andrew BELL	Mini Cooper	1600	SMN	12	15:41.850	31.219	1:05.277	9	69.869
25	10	Neal ROBERTSON	Mini Cooper	1600	SMN	12	16:03.251	52.620	1:07.382	11	67.686

Not classified

DNF	5	Des WHEATLEY	Mini Cooper	1600	SM	2	2:19.199	DNF	1:05.574	2	69.553
DNF	24	John DUNCAN	Mini Cooper	1600	SMN	2	2:19.821	DNF	1:06.404	2	68.683
DQ	38	Scott FORBES	Mini Cooper	1600	SM	12	15:19.697	DQ	1:03.642	9	71.664

Announcements

Race distance increased to 12 Laps - 3 laps completed behind the Safety Car.
 15:36 AMENDED RESULT - Car No.38 Excluded - C 1.1.5 Driving Standards.

Margin of Victory	Avg. Speed	Best Lap Tm	Best Speed	Best Lap by
0.449	60.101	1:02.938	72.466	91 - Robbie DALGLEISH

Clerk of the Course.

Orbits

Sig : Time :
 Chief Timekeeper : Ian Sharp (SMART Timing)

 Results available at www.mylaps.com and www.smart-timing.co.uk

Printed: 02/05/2016 09:00:20



SMRC May Day Race Meeting

Celtic Speed Mini Cooper Cup

Knockhill 1.267 miles

Race 8 - 2nd Race - AMENDED RESULT

01/05/2016 14:25

Race (12 Laps) started at 14:12:19

Lap	Time of Day	Lap Tm	S1	S2	S3	S3Spd	SFSpd	Lap	Time of Day	Lap Tm	S1	S2	S3	S3Spd	SFSpd
(20) Kyle REID								3	14:15:43.394	1:07.122	20.378	23.934	22.810	85.379	41.196
1	14:13:26.451			24.238	19.592	83.885	76.000	4	14:17:43.760	2:00.366	41.700	46.154	32.512	43.351	42.259
2	14:14:30.209	1:03.758	20.212	24.200	19.346	84.306	76.519	5	14:19:43.683	1:59.923	42.866	46.574	30.483	46.186	52.346
3	14:15:38.698	1:08.489	20.162	24.006	24.321	84.946	37.659	6	14:21:11.848	1:28.165	38.417	30.473	19.275	86.702	77.402
4	14:17:39.809	2:01.111	40.210	47.794	33.107	42.880	43.605	7	14:22:15.088	1:03.240	20.236	23.718	19.286	85.925	77.135
5	14:19:40.162	2:00.353	41.798	46.951	31.604	44.768	48.523	8	14:23:18.681	1:03.593	20.314	23.898	19.381	85.596	76.782
6	14:21:08.902	1:28.740	37.957	31.463	19.320	85.270	77.047	9	14:24:23.257	1:04.576	21.005	24.019	19.552	84.946	75.742
7	14:22:12.622	1:03.720	20.232	23.917	19.571	85.487	77.224	10	14:25:26.920	1:03.663	20.395	23.808	19.460	85.162	76.432
8	14:23:15.934	1:03.312	20.213	23.821	19.278	85.487	76.782	11	14:26:30.740	1:03.820	20.406	23.902	19.512	84.306	76.000
9	14:24:19.562	1:03.628	20.232	23.863	19.533	85.379	77.047	12	14:27:34.471	1:03.731	20.304	23.944	19.483	85.596	76.345
10	14:25:23.344	1:03.782	20.378	23.952	19.452	85.379	76.870	(4) Dominic WHEATLEY							
11	14:26:26.680	1:03.336	20.199	23.746	19.391	85.270	76.607	1	14:13:32.273						
12	14:27:29.968	1:03.288	20.074	23.820	19.394	85.487	76.000	2	14:14:36.577	1:04.304	20.805	25.662	20.411	81.839	74.981
(11) Morgan MURRAY								3	14:15:44.482	1:07.905	20.445	23.960	23.500	86.702	76.694
1	14:13:30.037		25.961	19.336	84.839	77.491		4	14:17:44.862	2:00.380	43.036	44.719	32.625	46.186	42.500
2	14:14:33.407	1:03.370	20.286	23.805	19.279	86.479	77.491	5	14:19:44.997	2:00.135	42.615	46.645	30.875	45.435	47.594
3	14:15:40.702	1:07.295	20.217	23.823	23.255	86.702	34.753	6	14:21:13.032	1:28.035	38.147	30.542	19.346	86.146	76.958
4	14:17:41.872	2:01.170	40.544	47.786	32.840	41.708	43.576	7	14:22:16.836	1:03.804	20.540	23.949	19.315	86.814	76.694
5	14:19:41.723	1:59.851	41.470	47.410	30.971	45.190	53.260	8	14:23:20.335	1:03.499	20.282	23.831	19.386	86.479	76.000
6	14:21:09.876	1:28.153	37.894	31.074	19.185	86.927	78.672	9	14:24:23.636	1:03.301	20.272	23.668	19.361	87.494	77.135
7	14:22:12.915	1:03.039	20.116	23.598	19.325	87.040	77.761	10	14:25:27.291	1:03.655	20.424	23.750	19.481	87.380	76.870
8	14:23:16.655	1:03.740	20.782	23.729	19.229	86.479	77.581	11	14:26:31.062	1:03.771	20.320	23.958	19.493	87.608	76.958
9	14:24:19.762	1:03.107	20.091	23.614	19.402	87.153	78.305	12	14:27:34.825	1:03.763	20.304	23.780	19.679	87.837	77.491
10	14:25:23.666	1:03.904	20.595	23.835	19.474	87.040	76.870	(98) Brandon WALSH							
11	14:26:27.104	1:03.438	20.346	23.709	19.383	86.368	76.694	1	14:13:33.261			25.041	19.600	86.035	77.135
12	14:27:30.417	1:03.313	20.225	23.794	19.294	86.479	77.224	2	14:14:38.516	1:05.255	21.542	24.127	19.586	86.035	77.224
(61) Malcolm McNAB								3	14:15:46.572	1:08.056	21.989	25.115	20.952	81.938	41.553
1	14:13:27.108		23.813	19.338	85.487	77.047		4	14:17:49.222	2:02.650	45.811	43.846	32.993	46.961	40.721
2	14:14:30.776	1:03.668	20.542	23.878	19.248	86.035	77.224	5	14:19:48.566	1:59.344	43.457	45.783	30.104	42.608	48.383
3	14:15:39.878	1:09.102	20.289	23.849	24.964	86.368	33.554	6	14:21:15.345	1:26.779	38.559	28.830	19.390	86.257	77.761
4	14:17:41.247	2:01.369	40.465	47.640	33.264	38.369	42.500	7	14:22:20.180	1:04.835	20.479	24.924	19.432	87.837	77.581
5	14:19:41.018	1:59.771	41.336	47.479	30.956	45.528	50.006	8	14:23:23.612	1:03.432	20.417	23.818	19.197	86.257	77.402
6	14:21:09.465	1:28.447	38.038	31.177	19.232	86.702	77.941	9	14:24:27.048	1:03.436	20.354	23.800	19.282	86.035	77.581
7	14:22:12.960	1:03.495	20.263	23.541	19.691	86.702	77.491	10	14:25:30.887	1:03.839	20.367	23.942	19.530	86.814	77.047
8	14:23:17.084	1:04.124	20.953	23.825	19.346	87.040	77.491	11	14:26:34.556	1:03.669	20.455	23.914	19.300	86.035	78.123
9	14:24:20.340	1:03.256	20.142	23.740	19.374	85.925	77.491	12	14:27:40.506	1:05.950	20.670	23.942	21.338	86.257	75.233
10	14:25:23.973	1:03.633	20.447	23.774	19.412	86.814	76.958	(3) Jock BORTHWICK							
11	14:26:27.510	1:03.537	20.523	23.689	19.325	86.479	77.402	1	14:13:34.647		24.913	24.786	20.103	85.270	76.345
12	14:27:30.828	1:03.318	20.234	23.789	19.295	86.479	77.402	2	14:14:41.370	1:06.723	21.906	25.004	19.813	85.815	75.402
(8) Hannah CHAPMAN								3	14:15:48.194	1:06.824	21.212	24.545	21.067	85.054	46.409
1	14:13:30.616		25.990	19.409	84.518	77.313		4	14:17:50.951	2:02.757	46.468	44.424	31.865	51.032	40.894
2	14:14:34.217	1:03.601	20.533	23.869	19.199	86.146	77.313	5	14:19:51.165	2:00.214	44.100	45.122	30.992	46.538	54.163
3	14:15:41.607	1:07.390	20.436	23.755	23.199	86.368	37.199	6	14:21:16.953	1:25.788	38.043	28.321	19.414	85.270	76.694
4	14:17:42.545	2:00.938	41.757	46.455	32.726	43.605	42.419	7	14:22:20.771	1:03.818	20.496	23.736	19.586	87.266	76.694
5	14:19:42.365	1:59.820	42.011	47.110	30.699	45.069	52.966	8	14:23:25.763	1:04.992	20.699	23.920	20.373	85.815	75.572
6	14:21:10.602	1:28.237	38.262	30.801	19.174	87.494	77.941	9	14:24:29.586	1:03.823	20.655	23.870	19.298	86.257	76.000
7	14:22:13.705	1:03.103	20.324	23.616	19.163	87.153	78.123	10	14:25:33.894	1:04.308	20.785	23.946	19.577	84.839	76.694
8	14:23:17.791	1:04.086	20.862	24.072	19.152	87.040	77.313	11	14:26:39.025	1:05.131	20.629	24.384	20.118	84.839	74.897
9	14:24:21.064	1:03.273	20.418	23.743	19.112	87.380	77.761	12	14:27:43.520	1:04.495	20.826	24.219	19.450	85.162	76.607
10	14:25:24.470	1:03.406	20.518	23.763	19.125	87.608	77.941	(33) Dylan O'DONNELL							
11	14:26:28.201	1:03.731	20.813	23.837	19.081	87.380	77.581	1	14:13:34.541		26.908	24.630	20.382	85.596	75.742
12	14:27:32.650	1:04.449	20.654	24.306	19.489	85.706	77.402	2	14:14:41.438	1:06.897	21.847	25.055	19.995	85.379	74.070
(91) Robbie DALGLEISH								3	14:15:49.268	1:07.830	21.801	24.208	21.821	86.814	52.021
1	14:13:31.788		26.161	20.049	83.157	75.657		4	14:17:53.180	2:03.912	50.886	40.159	32.867	46.059	43.435
2	14:14:35.185	1:03.397	20.390	23.734	19.273	86.479	76.782	5	14:19:53.910	2:00.730	44.887	43.953	31.890	40.499	46.441
3	14:15:42.544	1:07.359	20.345	23.585	23.429	86.590	37.914	6	14:21:17.468	1:23.558	36.242	27.776	19.540	86.814	77.402
4	14:17:43.265	2:00.721	41.829	46.227	32.665	43.045	41.812	7	14:22:21.253	1:03.785	20.701	23.725	19.359	87.380	76.782
5	14:19:43.106	1:59.841	42.251	47.104	30.486	46.506	52.305	8	14:23:25.360	1:04.107	20.818	23.953	19.336	87.040	76.000
6	14:21:11.475	1:28.369	38.358	30.822	19.189	87.494	77.135	9	14:24:29.809	1:04.449	20.589	24.009	19.851	85.596	77.047
7	14:22:14.413	1:02.938	20.197	23.426	19.315	86.035	77.402	10	14:25:34.313	1:04.504	20.827	23.928	19.749	86.479	76.958
8	14:23:18.248	1:03.835	20.289	24.167	19.379	86.257	76.694	11	14:26:39.245	1:04.932	20.474	24.300	20.158	86.257	75.317
9	14:24:21.553	1:03.305	20.212	23.672	19.421	85.596	76.694	12	14:27:44.699	1:05.454	21.589	24.329	19.536	85.162	76.782
10	14:25:24.807	1:03.254	20.251	23.653	19.350	87.040	76.782	(87) Paul BELL							
11	14:26:28.785	1:03.978	20.655	23.876	19.447	86.368	76.519	1	14:13:35.994		26.878	25.624	20.120	86.035	76.782
12	14:27:32.857	1:04.072	20.320	24.263	19.489	85.487	76.432	2	14:14:43.297	1:07.303	21.602	25.780	19.921	81.839	76.519
(23) Ian MUNRO								3	14:15:52.009	1:08.712	21.160	24.084	23.468	86.035	54.737
1	14:13:32.096		26.257	20.117	82.747	75.317		4	14:17:56.669	2:04.660	51.179	40.450	33.031	44.005	41.476
2	14:14:36.272	1:04.176	20.573	24.217	19.386	85.270	76.519	5	14:19:58.076	2:01.407	45.781	42.721	32.905	40.845	45.282
								6	14:21:19.595	1:21.519	34.464	27.361	19.694	85.162	77.402

SMRC May Day Race Meeting

Celtic Speed Mini Cooper Cup

Race 8 - 2nd Race - AMENDED RESULT

Race (12 Laps) started at 14:12:19

Knockhill 1.267 miles

01/05/2016 14:25

Lap	Time of Day	Lap Tm	S1	S2	S3	S3Spd	SFSpd	Lap	Time of Day	Lap Tm	S1	S2	S3	S3Spd	SFSpd
(67) Mark GERAGHTY															
1	14:13:33.221			25.293	20.632	81.839	73.664	11	14:26:44.102	1:04.674	20.527	24.412	19.735	84.095	75.572
2	14:14:39.793	1:06.572	21.752	25.351	19.469	85.487	76.345	12	14:27:50.275	1:06.173	20.945	24.538	20.690	85.270	73.422
3	14:15:46.167	1:06.374	21.562	23.793	21.019	85.815	43.747	(7) Jonny DREELAN							
4	14:17:50.140	2:02.037	45.241	44.084	32.712	44.888	42.798	1	14:13:35.365						
5	14:19:47.666	1:59.462	43.348	45.937	30.177	46.377	49.308	2	14:14:41.968	1:06.603	21.557	25.365	19.681	85.270	75.148
6	14:21:14.893	1:27.227	38.690	29.116	19.421	87.153	76.958	3	14:15:50.952	1:08.984	21.535	24.631	22.818	85.487	57.653
7	14:22:19.875	1:04.982	20.719	24.708	19.555	87.040	75.487	4	14:17:55.370	2:04.418	50.723	41.140	32.555	43.919	42.771
8	14:23:23.083	1:03.208	20.319	23.596	19.293	87.040	77.047	5	14:19:57.188	2:01.818	45.789	42.428	33.601	41.322	42.554
9	14:24:26.630	1:03.547	20.342	23.711	19.494	86.927	76.432	6	14:21:19.385	1:22.197	34.205	28.232	19.760	84.839	76.519
10	14:25:30.523	1:03.893	20.588	23.806	19.499	86.702	75.487	7	14:22:24.966	1:05.111	21.015	24.407	19.689	82.442	76.000
11	14:26:34.328	1:03.805	20.394	23.769	19.642	85.925	77.224	8	14:23:29.146	1:04.650	20.707	24.219	19.724	85.054	75.402
12	14:27:45.161	1:10.833	20.706	23.957	26.170	85.162	75.914	9	14:24:34.084	1:04.938	21.196	24.157	19.585	85.054	75.914
(51) Chris MILFORD															
1	14:13:34.141							10	14:25:38.512	1:04.428	20.846	24.052	19.530	84.839	76.172
2	14:14:43.419	1:09.278	21.959	26.871	20.254	82.849	75.742	11	14:26:44.108	1:05.596	20.862	24.816	19.918	83.363	75.657
3	14:15:54.518	1:11.099	22.459	24.594	24.046	83.157	48.314	12	14:27:50.595	1:06.487	21.130	25.062	20.295	84.946	76.432
4	14:18:00.909	2:06.391	53.833	39.535	33.023	53.302	38.413	(96) Taelor SHAND							
5	14:20:02.267	2:01.358	47.049	41.412	32.897	49.199	49.453	1	14:13:34.492			25.630	20.254	82.849	75.742
6	14:21:21.970	1:19.703	33.684	26.267	19.752	85.054	76.345	2	14:14:42.057	1:07.565	22.134	25.351	20.080	84.306	74.316
7	14:22:26.252	1:04.282	20.670	24.096	19.516	85.487	75.914	3	14:15:50.544	1:08.487	21.532	24.366	22.589	84.200	54.119
8	14:23:30.022	1:03.770	20.540	23.817	19.413	85.379	75.572	4	14:17:54.714	2:04.170	50.425	41.240	32.505	44.005	41.916
9	14:24:34.951	1:04.929	21.072	24.232	19.625	85.815	75.402	5	14:19:56.286	2:01.572	45.840	42.371	33.361	42.581	44.918
10	14:25:39.085	1:04.134	20.453	23.989	19.692	84.839	76.259	6	14:21:18.331	1:22.045	34.471	27.764	19.810	83.571	74.897
11	14:26:44.572	1:05.487	20.515	24.820	20.152	83.054	74.897	7	14:22:22.290	1:03.959	20.426	23.879	19.654	84.200	75.657
12	14:27:51.046	1:06.474	20.999	25.101	20.374	84.946	76.259	8	14:23:26.247	1:03.957	20.344	23.899	19.714	84.839	75.233
(99) Aiden MOFFAT															
1	14:13:34.492							9	14:24:34.951	1:04.929	21.072	24.232	19.625	85.815	75.402
2	14:14:42.057	1:07.565	22.134	25.351	20.080	84.306	74.316	10	14:25:39.085	1:04.134	20.453	23.989	19.692	84.839	76.259
3	14:15:50.544	1:08.487	21.532	24.366	22.589	84.200	54.119	11	14:26:44.572	1:05.487	20.515	24.820	20.152	83.054	74.897
4	14:17:54.714	2:04.170	50.425	41.240	32.505	44.005	41.916	12	14:27:51.046	1:06.474	20.999	25.101	20.374	84.946	76.259
5	14:19:56.286	2:01.572	45.840	42.371	33.361	42.581	44.918	(9) Martin MCGEOUGH							
6	14:21:18.331	1:22.045	34.471	27.764	19.810	83.571	74.897	1	14:13:35.772		26.299	25.727	20.058	82.543	75.742
7	14:22:22.290	1:03.959	20.426	23.879	19.654	84.200	75.657	2	14:14:43.686	1:07.914	21.514	26.111	20.289	82.543	74.730
8	14:23:26.247	1:03.957	20.344	23.899	19.714	84.839	75.233	3	14:15:53.961	1:10.275	21.532	24.122	24.621	86.590	40.488
9	14:24:30.952	1:04.705	20.699	24.110	19.896	83.571	74.316	4	14:17:59.923	2:05.962	53.474	39.105	33.383	52.841	41.424
10	14:25:35.419	1:04.467	20.683	24.072	19.712	82.951	75.233	5	14:20:00.897	2:00.974	47.250	41.043	32.681	50.762	51.661
11	14:26:41.080	1:05.661	20.626	23.973	21.062	83.989	71.543	6	14:21:21.433	1:20.536	33.856	26.707	19.973	85.379	75.233
12	14:27:51.532	1:10.452	22.587	27.878	19.987	83.571	73.502	7	14:22:26.960	1:05.527	20.943	24.404	20.180	82.039	74.316
(12) Allan PATERSON															
1	14:13:35.772							8	14:23:31.829	1:04.869	20.654	24.491	19.724	82.645	75.317
2	14:14:43.686	1:07.914	21.514	26.111	20.289	82.543	74.730	9	14:24:36.701	1:04.872	20.827	24.372	19.673	83.157	75.233
3	14:15:53.961	1:10.275	21.532	24.122	24.621	86.590	40.488	10	14:25:41.769	1:05.068	20.898	24.414	19.756	83.571	75.487
4	14:17:59.923	2:05.962	53.474	39.105	33.383	52.841	41.424	11	14:26:46.575	1:04.806	20.612	24.560	19.634	83.157	75.742
5	14:20:00.897	2:00.974	47.250	41.043	32.681	50.762	51.661	12	14:27:52.145	1:05.570	21.027	24.820	19.723	83.780	76.345
6	14:21:21.433	1:20.536	33.856	26.707	19.973	85.379	75.233	(9) Callum DRYBURGH							
7	14:22:26.960	1:05.527	20.943	24.404	20.180	82.039	74.316	1	14:13:35.987		27.984	25.748	20.304	85.162	73.502
8	14:23:31.829	1:04.869	20.654	24.491	19.724	82.645	75.317	2	14:14:43.257	1:07.270	21.917	25.421	19.932	83.467	74.234
9	14:24:36.701	1:04.872	20.827	24.372	19.673	83.157	75.233	3	14:15:52.809	1:09.552	21.677	24.169	23.706	83.260	51.701
10	14:25:41.769	1:05.068	20.898	24.414	19.756	83.571	75.487	4	14:17:57.398	2:04.589	51.546	40.032	33.011	43.976	40.869
11	14:26:46.575	1:04.806	20.612	24.560	19.634	83.157	75.742	5	14:19:59.009	2:01.611	46.091	42.434	33.086	39.685	45.190
12	14:27:52.145	1:05.570	21.027	24.820	19.723	83.780	76.345	6	14:21:20.276	1:21.267	34.046	27.323	19.898	85.596	75.233
(29) Chris REID															
1	14:13:33.689			29.344	20.092	83.675	75.914	7	14:22:25.034	1:04.758	21.052	23.974	19.732	86.035	74.897
2	14:14:39.912	1:06.223	21.484	25.308	19.431	85.815	77.047	8	14:23:29.509	1:04.475	20.869	23.822	19.784	85.162	75.914
3	14:15:45.894	1:05.982	20.748	24.499	20.735	83.467	47.093	9	14:24:35.154	1:05.645	21.854	24.156	19.635	85.487	75.148
4	14:17:47.353	2:01.459	44.134	44.290	33.035	45.807	46.538	10	14:25:39.428	1:04.274	20.603	24.196	19.475	85.054	76.259
5	14:19:46.889	1:59.536	43.160	46.089	30.287	47.527	50.193	(30) Taelor SHAND							
6	14:21:14.594	1:27.705	38.455	29.855	19.395	85.054	77.135	1	14:13:37.221		26.556	25.631	20.579	85.379	73.422
7	14:22:18.401	1:03.807	20.723	23.732	19.352	87.722	77.047	2	14:14:45.259	1:08.038	22.454	25.285	20.299	83.885	73.826
8	14:23:22.314	1:03.913	20.632	23.968	19.313	85.925	76.694	3	14:15:55.255	1:09.996	21.542	24.802	23.652	85.925	48.418
9	14:24:25.972	1:03.658	20.446	23.805	19.407	85.706	77.047	4	14:18:01.679	2:06.424	54.351	39.348	32.725	44.858	37.935
10	14:25:29.619	1:03.647	20.442	23.878	19.327	85.054	77.224	5	14:20:02.921	2:01.242	47.262	41.524	32.456	47.832	51.071
11	14:26:33.631	1:04.012	20.466	24.093	19.453	84.946	76.345	6	14:21:22.709	1:19.788	33.516	26.390	19.882	86.257	75.828
12	14:27:46.633	1:05.103	21.717	23.911	19.475	84.946	77.402	7	14:22:27.581	1:04.872	20.880	24.307	19.685	85.815	75.914
(96) Taelor SHAND															
1	14:13:35.987							8	14:23:32.708	1:05.127	21.037	24.482	19.608	86.035	76.086
2	14:14:43.257	1:07.270	21.917	25.421	19.932	83.467	74.234	9	14:24:37.858</						

SMRC May Day Race Meeting

Celtic Speed Mini Cooper Cup

Knockhill 1.267 miles

Race 8 - 2nd Race - AMENDED RESULT

01/05/2016 14:25

Race (12 Laps) started at 14:12:19

Lap	Time of Day	Lap Tm	S1	S2	S3	S3Spd	SFSpd	Lap	Time of Day	Lap Tm	S1	S2	S3	S3Spd	SFSpd
1	14:13:45.783		30.588	32.589	20.005	82.645	74.647	11	14:26:34.067	1:03.780	20.316	23.898	19.566	87.608	76.607
2	14:14:53.289	1:07.506	21.964	25.739	19.803	83.571	75.487	12	14:27:39.034	1:04.967	20.710	24.007	20.250	85.596	75.233
3	14:15:59.832	1:06.543	21.293	24.522	20.728	84.732	42.127								
4	14:18:04.116	2:04.284	53.704	37.882	32.698	51.901	41.864								
5	14:20:06.264	2:02.148	47.466	41.416	33.266	42.826	43.976								
6	14:21:26.315	1:20.051	32.468	27.455	20.128	83.157	74.481								
7	14:22:32.145	1:05.830	21.161	25.056	19.613	84.518	75.487								
8	14:23:36.689	1:04.544	20.914	24.091	19.539	84.946	75.233								
9	14:24:41.589	1:04.900	20.772	24.523	19.605	83.885	75.828								
10	14:25:46.155	1:04.566	20.736	24.409	19.421	83.467	75.828								
11	14:26:51.472	1:05.317	20.719	24.932	19.666	83.054	76.000								
12	14:27:56.060	1:04.588	20.858	24.290	19.440	84.732	76.000								

(6) Daniel DREELAN

1	14:13:32.538			24.774	20.004	85.487	75.487
2	14:14:37.950	1:05.412	21.288	24.436	19.688	85.487	75.402
3	14:15:44.961	1:07.011	21.100	24.056	21.855	85.379	44.738
4	14:17:45.430	2:00.469	43.525	44.385	32.559	46.313	43.804
5	14:19:45.528	2:00.098	42.825	46.411	30.862	44.237	46.122
6	14:21:13.768	1:28.240	38.269	30.628	19.343	85.487	76.694
7	14:22:22.162	1:08.394	21.741	24.405	22.248	86.368	65.727
8	14:23:26.627	1:04.465	21.362	23.684	19.419	85.487	75.914
9	14:24:31.122	1:04.495	20.646	24.158	19.691	84.625	75.148
10	14:25:36.425	1:05.303	21.798	23.946	19.559	85.379	76.000
11	14:26:41.257	1:04.832	21.050	24.052	19.730	84.732	75.657
12	14:28:00.748	1:19.491	27.220	32.025	20.246	84.200	73.745

(50) Andrew BELL

1	14:13:39.180		26.298	27.010	20.375	81.938	75.317
2	14:14:47.115	1:07.935	22.207	25.736	19.992	83.467	75.064
3	14:15:56.661	1:09.546	21.453	25.108	22.985	83.675	41.864
4	14:18:03.226	2:06.565	55.241	38.657	32.667	46.281	43.548
5	14:20:05.191	2:01.965	47.630	41.456	32.879	43.045	49.599
6	14:21:25.791	1:20.600	33.107	27.547	19.946	83.157	75.487
7	14:22:32.937	1:07.146	21.430	25.809	19.907	84.625	76.172
8	14:23:38.248	1:05.311	21.229	24.400	19.682	84.518	75.572
9	14:24:43.525	1:05.277	21.074	24.495	19.708	84.839	75.742
10	14:25:49.084	1:05.559	21.033	24.685	19.841	83.675	75.657
11	14:26:54.502	1:05.418	20.990	24.649	19.779	84.095	76.000
12	14:28:01.187	1:06.685	21.610	25.140	19.935	84.732	76.259

(10) Neal ROBERTSON

1	14:13:43.947		28.632	29.062	21.342	77.402	69.904
2	14:14:59.872	1:15.925	23.635	31.000	21.290	76.607	70.343
3	14:16:17.468	1:17.596	25.642	29.714	22.240	74.813	68.060
4	14:18:06.009	1:48.541	37.438	38.266	32.837	49.709	38.303
5	14:20:08.000	2:01.991	47.551	41.063	33.377	40.671	42.744
6	14:21:30.811	1:22.811	31.997	29.288	21.526	77.581	70.565
7	14:22:41.062	1:10.251	23.059	26.003	21.189	78.672	71.164
8	14:23:50.313	1:09.251	22.713	25.585	20.953	79.606	71.239
9	14:24:59.290	1:08.977	22.599	25.598	20.780	78.672	71.543
10	14:26:07.544	1:08.254	22.415	25.240	20.599	79.795	72.236
11	14:27:14.926	1:07.382	21.913	24.938	20.531	80.465	72.392
12	14:28:22.588	1:07.662	22.177	24.948	20.537	80.465	72.392

(5) Des WHEATLEY

1	14:13:32.962			25.456	20.577	83.363	75.148
2	14:14:38.536	1:05.574	21.520	24.295	19.759	85.815	74.981

(24) John DUNCAN

1	14:13:32.754			24.618	20.040	86.368	76.607
2	14:14:39.158	1:06.404			19.542	85.815	76.432

(38) Scott FORBES

1	14:13:32.686			25.478	20.551	83.675	75.572
2	14:14:38.283	1:05.597	21.467	24.372	19.758	86.368	76.958
3	14:15:45.585	1:07.302	20.998	24.403	21.901	84.412	44.179
4	14:17:46.125	2:00.540	43.825	44.156	32.559	46.090	48.770
5	14:19:46.309	2:00.184	43.183	46.214	30.787	45.589	49.163
6	14:21:14.361	1:28.052	38.505	30.170	19.377	85.487	77.313
7	14:22:18.107	1:03.746	20.663	23.844	19.239	86.479	77.402
8	14:23:22.707	1:04.600	21.129	24.035	19.436	86.257	77.671
9	14:24:26.349	1:03.642	20.407	23.737	19.498	87.494	77.402
10	14:25:30.287	1:03.938	20.483	23.765	19.690	85.596	77.135

Clerk of the Course.

Sig : Time :

Chief Timekeeper : Ian Sharp (SMART Timing)

 Results available at www.mylaps.com and www.smart-timing.co.uk

Printed: 02/05/2016 09:24:33

Orbits



SMRC May Day Race Meeting

Lapchart

Celtic Speed Mini Cooper Cup

Knockhill 1.267 miles

Race 8 - 2nd Race - AMENDED RESULT

01/05/2016 14:25

Race (12 Laps) started at 14:12:19

Competitors	Laps											
	1	2	3	4	5	6	7	8	9	10	11	12
Kyle REID (20)	1	20	20	20	20	20	20	20	20	20	20	20
Malcolm McNAB (61)	2	61	61	61	61	61	11	11	11	11	11	11
Morgan MURRAY (11)	3	11	11	11	11	11	61	61	61	61	61	61
Hannah CHAPMAN (8)	4	8	8	8	8	8	8	8	8	8	8	8
Robbie DALGLEISH (91)	5	91	91	91	91	91	91	91	91	91	91	91
Ian MUNRO (23)	6	23	23	23	23	23	23	23	23	23	23	23
Dominic WHEATLEY (4)	7	4	4	4	4	4	4	4	4	4	4	4
Daniel DREELAN (6)	8	6	6	6	6	6	38	29	29	29	29	38
Scott FORBES (38)	9	38	38	38	38	38	29	38	38	38	38	98
John DUNCAN (24)	10	24	98	29	29	29	29	67	67	67	67	3
Des WHEATLEY (5)	11	5	5	67	67	67	67	98	98	98	98	33
Mark GERAGHTY (67)	12	67	24	98	98	98	98	47	33	3	3	47
Brandon WALSH (98)	13	98	67	47	47	47	47	3	47	33	33	3
Chris REID (29)	14	29	29	3	3	3	3	33	3	47	47	33
Chris MILFORD (51)	15	51	47	33	33	33	33	6	99	99	99	87
Reis ROBERTSON (47)	16	47	3	99	99	99	99	99	6	6	87	99
Aiden MOFFAT (99)	17	99	33	7	7	7	7	87	87	87	6	6
Dylan O'DONNELL (33)	18	33	7	87	87	87	87	7	7	26	26	26
Jock BORTHWICK (3)	19	3	99	30	30	30	30	30	26	7	7	30
Jonny DREELAN (7)	20	7	30	26	26	26	26	26	30	51	51	7
Allan PATERSON (12)	21	12	87	12	12	12	12	51	51	30	30	51
Callum DRYBURGH (30)	22	30	51	51	51	51	12	12	12	12	12	9
Paul BELL (87)	23	87	12	9	9	9	9	9	9	9	9	96
Martin MCGEOUGH (9)	24	9	26	50	50	50	50	96	96	96	96	6
William BLAKE (26)	25	26	9	96	96	96	96	50	50	50	50	50
Andrew BELL (50)	26	50	50	10	10	10	10	10	10	10	10	10
Neal ROBERTSON (10)	27	10	96									
Taelor SHAND (96)	28	96	10									

Margin of Victory	Avg. Speed	Best Lap Tm	Best Speed	Best Lap by
0.449	60.101	1:02.938	72.466	91 - Robbie DALGLEISH

Clerk of the Course.

Orbits

Sig : _____ Time : _____
 Chief Timekeeper : Ian Sharp (SMART Timing)
 Results available at www.mylaps.com and www.smart-timing.co.uk



SMRC May Day Race Meeting

Celtic Speed Mini Cooper Cup

Knockhill 1.267 miles

Race 131- 3rd Race

01/05/2016 16:20

Race (9 Laps) started at 16:01:15

POLE POSITION

2 8 Hannah CHAPMAN
4 11 Morgan MURRAY
6 23 Ian MUNRO
8 98 Brandon WALSH
10 33 Dylan O'DONNELL
12 67 Mark GERAGHTY
14 26 William BLAKE
16 30 Callum DRYBURGH
18 51 Chris MILFORD
20 12 Allan PATERSON

1 91 Robbie DALGLEISH
3 61 Malcolm McNAB
5 20 Kyle REID
7 4 Dominic WHEATLEY
9 3 Jock BORTHWICK
11 87 Paul BELL
13 47 Reis ROBERTSON
15 29 Chris REID
17 7 Jonny DREELAN
19 99 Aiden MOFFAT

1
2
3
4
5
6
7
8
9
10

Clerk of the Course. Orbits

Sig : Time :
 Chief Timekeeper : Ian Sharp (SMART Timing)
 Results available at www.mylaps.com and www.smart-timing.co.uk



SMRC May Day Race Meeting


Celtic Speed Mini Cooper Cup

Knockhill 1.267 miles

Race 131- 3rd Race

01/05/2016 16:20

Race (9 Laps) started at 16:01:15



22 96 Taelor SHAND
24 50 Andrew BELL
26 5 Des WHEATLEY
28 38 Scott FORBES

21 9 Martin MCGEOUGH
23 6 Daniel DREELAN
25 10 Neal ROBERTSON
27 24 John DUNCAN

11

12

13

14

Race Results



Bulletin No. _____

SMRC May Day Race Meeting

Sorted on Laps

Scottish Legends Championship

Knockhill 1.267 miles

Race 9 - Heat 2

01/05/2016 14:45

Race (8 Laps) started at 14:41:11

Pos	No.	Name	Make/Model	CC	Class Code	Laps	Total Tm	Diff	Best Tm	In Lap	Best Speed
1	6	David HUNTER	Ford Coupe	1250	L	8	8:11.795		1:00.108	6	75.877
2	52	Stewart BLACK	Ford Coupe	1250	L	8	8:14.915	3.120	1:00.422	4	75.483
3	46	Ross McCULLOCH	Ford Coupe	1250	L R	8	8:34.932	23.137	1:01.831	2	73.763
4	7	Andrew DUNN	Ford Coupe	1250	LT	8	8:35.625	23.830	1:01.902	4	73.678
5	17	Billy WAIT	37 Ford	1250	L	8	8:38.676	26.881	1:02.736	7	72.699
6	71	Ryan McLEISH	Ford Coupe	1250	L R	8	8:42.597	30.802	1:01.235	2	74.481
7	88	Jeff PRITCHARD	Ford Coupe	1200	L	8	8:51.699	39.904	1:02.556	6	72.908
8	77	Allan CLARKE	Ford Coupe	1250	L R	8	9:19.052	1:07.257	1:07.915	4	67.155
Not classified (80% = 6 Laps)											
	1	John PATERSON	Ford Coupe	1250	L	2	9:00.596	6 Laps	1:06.815	1	68.261

Margin of Victory	Avg. Speed	Best Lap Tm	Best Speed	Best Lap by
3.120	74.191	1:00.108	75.877	6 - David HUNTER

Clerk of the Course.

Orbits

Sig : Time :
Chief Timekeeper : Ian Sharp (SMART Timing)

Results available at www.mylaps.com and www.smart-timing.co.uk

Printed: 02/05/2016 09:42:32





SMRC May Day Race Meeting

Scottish Legends Championship

Knockhill 1.267 miles

Race 9 - Heat 2

01/05/2016 14:45

Race (8 Laps) started at 14:41:11

Lap	Time of Day	Lap Tm	S1	S2	S3	S3Spd	SFSpd
(6) David HUNTER							
1	14:42:18.918	1:06.255	24.366	23.662	18.227	97.824	94.518
2	14:43:19.052	1:00.134	19.204	23.128	17.802	100.611	92.181
3	14:44:19.711	1:00.659	19.464	23.141	18.054	97.967	92.947
4	14:45:20.060	1:00.349	19.592	22.945	17.812	97.967	92.818
5	14:46:20.536	1:00.476	19.492	23.060	17.924	98.398	93.595
6	14:47:20.644	1:00.108	19.406	23.002	17.700	98.543	93.595
7	14:48:21.164	1:00.520	19.434	23.073	18.013	98.254	93.076
8	14:49:22.872	1:01.708	20.020	23.250	18.438	97.682	83.675

Lap	Time of Day	Lap Tm	S1	S2	S3	S3Spd	SFSpd
(1) John PATERSON							
1	14:42:19.024	1:06.815	24.528	23.859	18.428	94.785	84.095
2	14:50:11.673	7:52.649	20.093	46.068	36.934	36.157	36.611

Lap	Time of Day	Lap Tm	S1	S2	S3	S3Spd	SFSpd
(52) Stewart BLACK							
1	14:42:17.967	1:06.303	24.558	23.726	18.019	94.518	90.932
2	14:43:19.225	1:01.258	19.728	23.387	18.143	95.595	92.435
3	14:44:20.175	1:00.950	19.642	23.199	18.109	97.682	91.427
4	14:45:20.597	1:00.422	19.457	23.064	17.901	97.967	91.677
5	14:46:21.252	1:00.655	19.322	23.417	17.916	96.697	91.552
6	14:47:22.156	1:00.904	19.593	23.146	18.165	96.976	91.427
7	14:48:23.388	1:01.232	19.856	23.191	18.185	96.281	90.564
8	14:49:25.992	1:02.604	20.083	24.139	18.382	93.595	90.442

Lap	Time of Day	Lap Tm	S1	S2	S3	S3Spd	SFSpd
(46) Ross McCULLOCH							
1	14:42:21.214	1:08.082	25.380	24.389	18.313	97.117	93.076
2	14:43:23.045	1:01.831	20.082	23.655	18.094	98.398	90.320
3	14:44:33.401	1:10.356	20.034	31.447	18.875	90.198	89.957
4	14:45:35.524	1:02.123	20.569	23.433	18.121	98.398	90.077
5	14:46:38.942	1:03.418	20.108	23.900	19.410	95.188	90.564
6	14:47:41.104	1:02.162	19.985	23.751	18.426	97.117	92.308
7	14:48:43.346	1:02.242	19.888	23.924	18.430	97.824	90.198
8	14:49:46.009	1:02.663	20.387	24.022	18.254	93.988	89.716

Lap	Time of Day	Lap Tm	S1	S2	S3	S3Spd	SFSpd
(7) Andrew DUNN							
1	14:42:28.100	1:15.390	26.469	24.592	24.329	95.595	88.884
2	14:43:31.575	1:03.475	20.307	24.278	18.890	93.726	90.320
3	14:44:34.264	1:02.689	20.226	24.078	18.385	96.005	91.552
4	14:45:36.166	1:01.902	20.272	23.522	18.108	98.398	93.076
5	14:46:38.415	1:02.249	20.002	24.023	18.224	97.682	91.802
6	14:47:40.673	1:02.258	19.951	23.805	18.502	95.595	91.802
7	14:48:43.460	1:02.787	20.055	23.899	18.833	96.005	91.427
8	14:49:46.702	1:03.242	20.603	24.297	18.342	95.323	91.677

Lap	Time of Day	Lap Tm	S1	S2	S3	S3Spd	SFSpd
(17) Billy WAIT							
1	14:42:18.832	1:07.121	24.710	24.089	18.322	95.188	90.932
2	14:43:23.796	1:04.964	21.580	24.092	19.292	94.919	87.380
3	14:44:32.082	1:08.286	20.595	28.270	19.421	88.183	86.927
4	14:45:35.963	1:03.881	21.044	23.934	18.903	94.252	88.649
5	14:46:39.755	1:03.792	20.510	24.086	19.196	96.697	87.837
6	14:47:42.536	1:02.781	20.552	23.471	18.758	95.731	88.884
7	14:48:45.272	1:02.736	20.245	23.504	18.987	96.005	87.266
8	14:49:49.753	1:04.481	20.581	23.681	20.219	97.824	67.854

Lap	Time of Day	Lap Tm	S1	S2	S3	S3Spd	SFSpd
(71) Ryan McLEISH							
1	14:42:22.634	1:09.523	26.364	24.136	19.023	95.053	89.596
2	14:43:23.869	1:01.235	19.872	23.197	18.166	99.272	88.767
3	14:44:34.294	1:10.425	20.032	29.170	21.223	78.488	79.323
4	14:45:41.149	1:06.855	22.669	24.837	19.349	93.076	86.702
5	14:46:44.667	1:03.518	20.959	23.785	18.774	93.857	87.494
6	14:47:46.959	1:02.292	20.246	23.499	18.547	93.857	88.416
7	14:48:49.329	1:02.370	20.181	23.602	18.587	93.465	87.494
8	14:49:53.674	1:04.345	19.964	23.637	20.744	93.076	85.054

Lap	Time of Day	Lap Tm	S1	S2	S3	S3Spd	SFSpd
(88) Jeff PRITCHARD							
1	14:42:20.990	1:08.739	25.843	24.295	18.601	94.385	88.532
2	14:43:24.288	1:03.298	20.660	23.880	18.758	96.697	90.442
3	14:44:45.526	1:21.238	20.431	24.731	36.076	92.435	88.884
4	14:45:48.965	1:03.439	20.553	24.287	18.599	94.120	88.416
5	14:46:52.045	1:03.080	20.230	24.418	18.432	92.690	85.379
6	14:47:54.601	1:02.556	20.290	24.050	18.216	93.857	88.532
7	14:48:57.884	1:03.283	20.151	24.354	18.778	91.303	86.257
8	14:50:02.776	1:04.892	21.241	24.675	18.976	89.957	86.146

Lap	Time of Day	Lap Tm	S1	S2	S3	S3Spd	SFSpd
(77) Allan CLARKE							
1	14:42:28.781	1:14.999	27.110	26.565	21.324	87.266	81.839
2	14:43:37.341	1:08.560	21.860	26.220	20.480	86.035	81.048

Clerk of the Course.

Sig : _____ Time : _____
 Chief Timekeeper : Ian Sharp (SMART Timing)

Results available at www.mylaps.com and www.smart-timing.co.uk

Printed: 02/05/2016 09:42:51

Orbits





SMRC May Day Race Meeting

Lapchart

Scottish Legends Championship

Knockhill 1.267 miles

Race 9 - Heat 2

01/05/2016 14:45

Race (8 Laps) started at 14:41:11

Competitors	Laps									
	0	1	2	3	4	5	6	7	8	
Stewart BLACK (52)	1	52	52	6	6	6	6	6	6	6
Billy WAIT (17)	2	17	17	52	52	52	52	52	52	52
John PATERSON (1)	3	1	6	46	17	46	7	7	46	46
Jeff PRITCHARD (88)	4	88	1	17	46	17	46	46	7	7
David HUNTER (6)	5	6	88	71	7	7	17	17	17	17
Andrew DUNN (7)	6	7	46	88	71	71	71	71	71	71
Ryan McLEISH (71)	7	71	71	7	88	88	88	88	88	88
Ross McCULLOCH (46)	8	46	7	77	77	77	77	77	77	77
Allan CLARKE (77)	9	77	77	1						

Margin of Victory	Avg. Speed	Best Lap Tm	Best Speed	Best Lap by
3.120	74.191	1:00.108	75.877	6 - David HUNTER

Clerk of the Course.

Orbits

Sig : Time :
Chief Timekeeper : Ian Sharp (SMART Timing)

Results available at www.mylaps.com and www.smart-timing.co.uk

Printed: 02/05/2016 09:43:14





OFFICIAL FEEDER SERIES

BEATSON'S
BUILDING SUPPLIES

Race Results

Bulletin No. _____



SMRC May Day Race Meeting

Sorted on Laps

Scottish Formula Ford 1600 Championship

Knockhill 1.267 miles

Race 10 - 2nd Race

01/05/2016 15:05

Race (12 Laps) started at 14:58:02

Pos	No.	Name	Make/Model	CC	Class Code	Laps	Total Tm	Diff	Best Tm	In Lap	Best Speed
1	25	Neil MacLENNAN	Ray GR14	1600	FFA	12	11:05.291		55.098	5	82.777
2	33	Jordan GRONKOWSKI	Van Diemen JL012K	1600	FFA	12	11:09.621	4.330	55.397	8	82.330
3	50	Jamie THORBURN	Ray GR15	1600	FFAN	12	11:14.890	9.599	55.331	10	82.428
4	71	Matthew COWLEY	Van Dieman JL13	1600	FFAN	12	11:24.935	19.644	56.352	6	80.935
5	92	Matthew CHISHOLM	Van Diemen RF92	1600	FFB	12	11:27.625	22.334	56.239	6	81.097
6	70	David THORBURN	Ray GR15	1600	FFA	12	11:31.316	26.025	56.332	4	80.964
7	3	Neil BROOME	Swift SC93C	1600	FFB	12	11:31.549	26.258	56.346	10	80.943
8	29	Ross HOWE	Van Dieman RF99	1600	FFAN	12	11:51.186	45.895	58.344	7	78.172
Not classified											
DNF	8	Sebastian MELROSE	Ray GR14	1600	FFA	1	59.543	DNF		0	-

Margin of Victory	Avg. Speed	Best Lap Tm	Best Speed	Best Lap by
4.330	82.265	55.098	82.777	25 - Neil MacLENNAN

Clerk of the Course.

Orbits

Sig : Time :
Chief Timekeeper : Ian Sharp (SMART Timing)

Results available at www.mylaps.com and www.smart-timing.co.uk

Printed: 02/05/2016 09:36:23





SMRC May Day Race Meeting

Scottish Formula Ford 1600 Championship

Knockhill 1.267 miles

Race 10 - 2nd Race

01/05/2016 15:05

Race (12 Laps) started at 14:58:02

Lap	Time of Day	Lap Tm	S1	S2	S3	S3Spd	SFSpd	Lap	Time of Day	Lap Tm	S1	S2	S3	S3Spd	SFSpd
(25) Neil MacLENNAN															
1	14:58:59.303			21.090	16.679	102.298	93.205	3	15:00:58.050	56.889	18.279	21.435	17.175	102.298	91.552
2	14:59:55.121	55.818	18.110	21.045	16.663	102.454	93.465	4	15:01:54.382	56.332	18.161	21.239	16.932	102.768	92.308
3	15:00:50.698	55.577	17.968	20.998	16.611	101.987	93.335	5	15:02:51.249	56.867	18.341	21.494	17.032	102.926	91.677
4	15:01:46.054	55.356	17.856	20.946	16.554	103.084	93.988	6	15:03:48.644	57.395	18.503	21.718	17.174	102.298	91.179
5	15:02:41.152	55.098	17.820	20.820	16.458	103.721	94.120	7	15:04:45.448	56.804	18.239	21.501	17.064	102.298	91.802
6	15:03:36.421	55.269	17.816	20.897	16.556	103.402	94.252	8	15:05:42.407	56.959	18.341	21.388	17.230	103.084	91.677
7	15:04:31.763	55.342	17.884	20.928	16.530	103.721	94.252	9	15:06:39.713	57.306	18.748	21.677	16.881	101.832	92.054
8	15:05:26.901	55.138	17.800	20.815	16.523	103.721	94.120	10	15:07:36.878	57.165	18.503	21.626	17.036	102.142	92.181
9	15:06:22.138	55.237	17.901	20.887	16.449	104.043	93.857	11	15:08:36.054	59.176	20.135	22.088	16.953	104.856	91.427
10	15:07:17.539	55.401	17.734	20.975	16.692	103.882	94.120	12	15:09:34.044	57.990	19.289	21.653	17.048	102.454	92.054
11	15:08:12.804	55.265	17.899	20.968	16.398	103.721	94.120	(3) Neil BROOME							
12	15:09:08.019	55.215	17.871	20.820	16.524	103.882	90.809	1	14:59:06.348			22.082	17.641	101.832	91.928
(33) Jordan GRONKOWSKI															
1	14:59:00.181		21.164	16.900			92.054	2	15:00:04.353	58.005	18.707	22.011	17.287	102.454	91.802
2	14:59:56.129	55.948	17.985	21.038	16.925	103.084	91.928	3	15:01:01.776	57.423	18.462	21.786	17.175	101.832	92.181
3	15:00:52.013	55.884	17.906	21.067	16.911	102.298	91.427	4	15:01:58.294	56.518	18.131	21.290	17.097	102.768	92.308
4	15:01:47.640	55.627	17.949	20.908	16.770	100.914	92.562	5	15:02:55.009	56.715	18.279	21.284	17.152	103.402	92.054
5	15:02:43.479	55.839	17.887	21.107	16.845	101.987	92.181	6	15:03:51.727	56.718	18.213	21.456	17.049	101.832	89.002
6	15:03:39.189	55.710	17.918	20.917	16.875	101.066	91.677	7	15:04:48.477	56.750	18.383	21.333	17.034	102.926	92.054
7	15:04:34.823	55.634	17.968	20.946	16.720	100.611	92.435	8	15:05:44.905	56.428	18.149	21.254	17.025	103.242	88.649
8	15:05:30.220	55.397	17.821	20.860	16.716	102.611	92.562	9	15:06:41.720	56.815	18.440	21.350	17.025	103.084	92.435
9	15:06:25.728	55.508	17.919	20.863	16.726		92.690	10	15:07:38.066	56.346	18.165	21.273	16.908	103.402	92.562
10	15:07:21.239	55.511	17.871	20.918	16.722		92.181	11	15:08:35.988	57.922	18.758	21.990	17.174	101.832	92.435
11	15:08:16.763	55.524	17.918	20.939	16.667	101.832	92.054	12	15:09:34.277	58.289	19.599	21.835	16.855	103.882	92.818
12	15:09:12.349	55.586	17.872	20.963	16.751	103.084	92.690	(29) Ross HOWE							
(50) Jamie THORBURN															
1	14:59:02.778		21.724	16.910			93.857	1	14:59:06.502			22.599	18.060	98.688	92.818
2	15:00:00.067	57.289	18.151	22.008	17.130	99.714	93.857	2	15:00:04.975	58.473	18.837	22.386	17.250	101.218	92.308
3	15:00:56.370	56.303	18.145	21.243	16.915	102.142	92.690	3	15:01:04.308	59.333	19.136	22.527	17.670	98.688	91.179
4	15:01:52.252	55.882	17.960	21.107	16.815	102.768	93.857	4	15:02:02.860	58.552	18.729	22.096	17.727	99.272	91.427
5	15:02:48.058	55.806	17.801	21.292	16.713	102.926	93.988	5	15:03:01.506	58.646	19.063	21.899	17.684	100.310	91.427
6	15:03:43.698	55.640	17.901	21.091	16.648	103.242	93.988	6	15:04:00.594	59.088	19.082	22.315	17.691	99.566	91.427
7	15:04:39.257	55.559	17.823	21.033	16.703	103.402	93.595	7	15:04:58.938	58.344	19.210	21.764	17.370	100.161	91.055
8	15:05:34.835	55.578	17.875	21.047	16.656	103.721	93.595	8	15:05:57.690	58.752	18.990	22.108	17.654	99.863	91.677
9	15:06:30.268	55.433	17.952	20.863	16.618	104.043	94.120	9	15:06:56.409	58.719	19.099	21.893	17.727	100.161	90.442
10	15:07:25.599	55.331	17.835	20.885	16.611	104.043	94.252	10	15:07:56.104	59.695	19.812	22.353	17.530	100.161	91.055
11	15:08:21.389	55.790	17.955	21.132	16.703	103.242	93.465	11	15:08:55.293	59.189	19.341	22.110	17.738	100.161	90.686
12	15:09:17.618	56.229	18.135	21.206	16.888	102.926	93.988	12	15:09:53.914	58.621	19.198	21.957	17.466	100.310	90.809
(71) Matthew COWLEY															
1	14:59:03.559		21.993	17.169			91.427	(8) Sebastian MELROSE							
2	15:00:00.794	57.235	18.484	21.744	17.007	101.371	91.179	1	14:59:02.271			21.738	17.154	101.832	92.308
3	15:00:57.320	56.526	18.079	21.401	17.046	101.371	90.809	(92) Matthew CHISHOLM							
4	15:01:53.744	56.424	18.109	21.319	16.996	101.832	91.677	1	14:59:05.898			22.259	17.406	99.714	90.320
5	15:02:50.265	56.521	18.155	21.458	16.908	101.371	91.427	2	15:00:03.191	57.293	18.551	21.717	17.025	100.611	91.303
6	15:03:46.617	56.352	18.075	21.409	16.868	101.832	91.303	3	15:01:00.345	57.154	18.295	21.744	17.115	100.011	90.809
7	15:04:43.001	56.384	18.111	21.371	16.902	101.524	91.427	4	15:01:56.856	56.511	18.148	21.420	16.943	102.768	92.054
8	15:05:39.767	56.766	18.318	21.480	16.968	101.371	91.055	5	15:02:53.369	56.513	18.309	21.348	16.856	102.611	91.552
9	15:06:36.608	56.841	18.395	21.547	16.899	101.218	91.677	6	15:03:49.608	56.239	18.134	21.242	16.863	101.987	91.802
10	15:07:33.505	56.897	18.260	21.605	17.032	101.524	90.932	7	15:04:45.962	56.354	18.135	21.274	16.945	102.298	92.435
11	15:08:30.479	56.974	18.413	21.608	16.953	101.066	90.564	8	15:05:42.542	56.580	18.318	21.363	16.899	102.611	92.562
12	15:09:27.663	57.184	18.426	21.669	17.089	100.914	89.358	9	15:06:39.980	57.438	18.930	21.488	17.020	104.366	92.054
(70) David THORBURN															
1	14:59:03.233		21.742	17.535			91.928	10	15:07:36.996	57.016	18.605	21.331	17.080	102.768	91.928
2	15:00:01.161	57.928	18.577	21.838	17.513	99.566	91.928	11	15:08:33.917	56.921	18.704	21.231	16.986	102.142	91.427
12	15:09:30.353	56.436	18.267	21.272	16.897	102.142	91.552	12	15:09:30.353	56.436	18.267	21.272	16.897	102.142	91.552

Clerk of the Course.

Orbits

 Sig : _____ Time : _____
 Chief Timekeeper : Ian Sharp (SMART Timing)

Results available at www.mylaps.com and www.smart-timing.co.uk

Printed: 02/05/2016 09:36:48



SMRC May Day Race Meeting

Lapchart

Scottish Formula Ford 1600 Championship

Knockhill 1.267 miles

Race 10 - 2nd Race

01/05/2016 15:05

Race (12 Laps) started at 14:58:02

Competitors	Laps											
	1	2	3	4	5	6	7	8	9	10	11	12
Neil MacLENNAN (25)	1	25	25	25	25	25	25	25	25	25	25	25
Jordan GRONKOWSKI (33)	2	33	33	33	33	33	33	33	33	33	33	33
Sebastian MELROSE (8)	3	8	50	50	50	50	50	50	50	50	50	50
Jamie THORBURN (50)	4	50	71	71	71	71	71	71	71	71	71	71
David THORBURN (70)	5	70	70	70	70	70	70	70	70	70	92	92
Matthew COWLEY (71)	6	71	92	92	92	92	92	92	92	92	3	70
Matthew CHISHOLM (92)	7	92	3	3	3	3	3	3	3	3	70	3
Neil BROOME (3)	8	3	29	29	29	29	29	29	29	29	29	29
Ross HOWE (29)	9	29										

Margin of Victory	Avg. Speed	Best Lap Tm	Best Speed	Best Lap by
4.330	82.265	55.098	82.777	25 - Neil MacLENNAN

Clerk of the Course.

Orbits

Sig : Time :
 Chief Timekeeper : Ian Sharp (SMART Timing)
 Results available at www.mylaps.com and www.smart-timing.co.uk



Scottish Formula Ford 1600 Championship

2016

Pos	No.	Name	Total	Diff	Gap	#1	#2	#3	#4
						Total	Total	Total	Total
1	25	Neil MacLENNAN	97	0	0	20	26	25	26
2	33	Jordan GRONKOWSKI	83	14	14	26	16	21	20
3	50	Jamie THORBURN	62	35	21	16	20	10	16
4	71	Matthew COWLEY	54	43	8	14	12	14	14
5	8	Sebastian MELROSE	42	55	12	12	14	16	0
6	92	Matthew CHISHOLM	40	57	2	9	10	9	12
7	70	David THORBURN	40	57	0	10	8	12	10
8	29	Ross HOWE	28	69	12	8	4	8	8
9	3	Neil BROOME	18	79	10	0	9	0	9
10	77	Fraser GRAY	14	83	4	7	7	x	x
11	22	Fergus MCINTYRE	11	86	3	5	6	x	x
12	30	Steven BARLOW	11	86	0	6	5	x	x

Event Legend

#1	03/04/2016	SMRC Spring Race Meeting	#3	01/05/2016	SMRC May Day Race Meeting
#2	03/04/2016	SMRC Spring Race Meeting	#4	01/05/2016	SMRC May Day Race Meeting

Championship points are unofficial and given as an indication only.

Official Championship points will be published on the SMRC Website.



SMRC May Day Race Meeting

Sorted on Laps

Scottish Saloons & Sportscars Championship

Knockhill 1.267 miles

Race 11 - 2nd Race

01/05/2016 15:30

Race (12 Laps) started at 15:20:31

Pos	No.	Name	Make/Model	CC	Class	Laps	Total Tm	Diff	Best Tm	In Lap	Best Speed
1	51	Roddie PATERSON	Caterham	2300	A3	12	10:25.791		51.608	11	88.375
2	1	Ian DONALDSON	Misubishi Evo 9	2000	A1	12	10:48.958	23.167	52.349	4	87.124
3	79	Paul BRYDON	BMW M3	3200T	A2	12	11:06.886	41.095	54.398	5	83.842
4	8	Finlay CROCKER	Honda Civic TCR	2000	A2	12	11:13.807	48.016	55.031	11	82.878
5	4	Mark DAWSON	Seat Leon Supercopa	1994	A2	11	10:46.365	1 Lap	57.149	4	79.806
6	16	Colin SIMPSON	Marcos Mantis	5000	A2	11	10:50.662	1 Lap	56.075	6	81.335
7	63	Graham ROBERTSON	BMW E46 M3	3200	A2	11	11:20.290	1 Lap	59.906	4	76.133
8	89	William ROBSON	Ford Focus RS	2500	B1	10	10:36.505	2 Laps	1:02.461	10	73.019
9	28	Scott TOLLAN	Escort Cosworth	2000	A1	10	10:59.505	2 Laps	1:03.211	10	72.153

Not classified

DNF	59	Gary WAIT	Ford Sierra Cosworth	2000	A2	5	4:50.515	DNF	56.561	4	80.636
DNF	44	Alistair McMILLAN	Ultima GTR	3000	A2	1	1:32.913	DNF		0	-
DNS	64	Charlie FRASER	Westfield Megabusa	1396	B2			DNS		0	-
DNS	69	Thomson McINTYRE	Subaru Impreza	2000	B1			DNS		0	-

Announcements

New Track Record (51.608) for SMRC Sports/Sal. (A3) by Roddie PATERSON.

Margin of Victory	Avg. Speed	Best Lap Tm	Best Speed	Best Lap by
23.167	87.457	51.608	88.375	51 - Roddie PATERSON

Clerk of the Course.

Orbits

Sig : Time :
 Chief Timekeeper : Ian Sharp (SMART Timing)

Results available at www.mylaps.com and www.smart-timing.co.uk

Printed: 02/05/2016 09:49:57





SMRC May Day Race Meeting

Scottish Saloons & Sportscars Championship

Knockhill 1.267 miles

Race 11 - 2nd Race

01/05/2016 15:30

Race (12 Laps) started at 15:20:31

Lap	Time of Day	Lap Tm	S1	S2	S3	S3Spd	SFSpd	Lap	Time of Day	Lap Tm	S1	S2	S3	S3Spd	SFSpd
(51) Roddie PATERSON															
1	15:21:23.890			20.258	15.517	120.915	114.518	4	15:24:32.886	56.380	18.491	21.221	16.668	117.733	106.859
2	15:22:16.065	52.175	17.045	20.013	15.117	121.133	115.504	5	15:25:33.616	1:00.730	21.947	22.386	16.397	112.976	109.118
3	15:23:08.324	52.259	17.240	19.846	15.173	122.683	114.323	6	15:26:29.691	56.075	18.079	21.842	16.154	117.733	109.474
4	15:24:00.239	51.915	17.000	19.707	15.208	122.908	115.107	7	15:27:33.144	1:03.453	18.053	21.935	23.465	119.196	105.515
5	15:24:52.482	52.243	17.186	19.718	15.339	121.133	114.714	8	15:28:31.172	58.028	19.494	21.602	16.932	116.103	109.474
6	15:25:45.845	53.363	17.302	20.848	15.213	121.572	115.305	9	15:29:28.495	57.323	18.272	22.010	17.041	117.526	107.201
7	15:26:37.883	52.038	17.141	19.614	15.283	121.133	114.518	10	15:30:25.769	57.274	18.632	21.846	16.796	113.935	109.832
8	15:27:29.546	51.663	16.989	19.656	15.018	121.792	114.518	11	15:31:22.338	56.569	18.350	21.554	16.665	118.565	104.366
9	15:28:21.314	51.768	17.037	19.687	15.044	122.683	114.910	(63) Graham ROBERTSON							
10	15:29:13.698	52.384	17.202	20.114	15.068	122.459	114.518	1	15:21:32.509			22.439	17.588	103.084	93.205
11	15:30:05.306	51.608	16.811	19.573	15.224	121.133	112.408	2	15:22:32.498	59.989	19.119	22.363	18.507	103.242	89.836
12	15:30:57.467	52.161	17.130	19.728	15.303	120.480	113.166	3	15:23:32.692	1:00.194	19.178	22.687	18.329	101.987	87.837
(1) Ian DONALDSON															
1	15:21:25.501		21.010	15.639	123.133	115.504		4	15:24:32.598	59.906	19.400	22.626	17.880	101.371	90.809
2	15:22:18.247	52.746	17.325	20.046	15.375	123.815	115.903	5	15:25:43.474	1:10.876	29.418	23.401	18.057	100.310	89.477
3	15:23:10.735	52.488	17.256	19.813	15.419	124.273	114.129	6	15:26:45.125	1:01.651	20.223	23.265	18.163	101.678	90.320
4	15:24:03.084	52.349	17.210	19.906	15.233	124.735	115.504	7	15:27:46.064	1:00.939	19.594	23.220	18.125	100.611	88.416
5	15:24:55.754	52.670	17.134	20.028	15.508	122.908	115.107	8	15:28:46.944	1:00.880	19.587	23.026	18.267	100.914	88.532
6	15:25:48.361	52.607	17.139	20.139	15.329	121.572	116.506	9	15:29:49.911	1:02.967	21.176	23.491	18.300	99.863	89.002
7	15:26:41.433	53.072	17.022	20.109	15.941	124.044	116.304	10	15:30:50.885	1:00.974	19.708	23.043	18.223	99.272	91.055
8	15:27:34.256	52.823	17.345	20.172	15.306	123.133	115.903	11	15:31:51.966	1:01.081	19.733	23.044	18.304	100.460	85.815
9	15:28:28.860	54.604	17.740	20.623	16.241	117.940	113.549	(89) William ROBSON							
10	15:29:25.755	56.895	18.352	21.801	16.742	113.742	106.859	1	15:21:37.719			25.212	18.223	99.863	95.595
11	15:30:22.500	56.745	18.262	21.736	16.747	115.703	108.764	2	15:22:42.041	1:04.322	20.827	25.241	18.254	100.460	95.459
12	15:31:20.634	58.134	18.467	22.157	17.510	111.474	100.161	3	15:23:45.114	1:03.073	20.651	23.885	18.537	99.863	94.785
(79) Paul BRYDON															
1	15:21:26.911		21.037	16.220	117.116	107.717		4	15:24:48.203	1:03.089	20.695	24.088	18.306	99.714	94.651
2	15:22:22.060	55.149	17.597	21.456	16.096	117.116	106.351	5	15:25:52.761	1:04.558	20.817	25.270	18.471	99.566	94.252
3	15:23:16.628	54.568	17.660	20.730	16.178	115.504	106.689	6	15:26:56.564	1:03.803	20.711	24.672	18.420	101.987	93.726
4	15:24:11.057	54.429	17.482	20.754	16.193	116.304	106.351	7	15:28:00.192	1:03.628	20.806	24.278	18.544	99.566	95.053
5	15:25:05.455	54.398	17.472	20.713	16.213	114.910	105.020	8	15:29:03.106	1:02.914	20.677	23.883	18.354	100.914	94.919
6	15:26:01.266	55.811	18.067	21.281	16.463	115.305	106.351	9	15:30:05.720	1:02.614	20.872	23.538	18.204	103.882	94.785
7	15:26:57.134	55.868	17.668	21.924	16.276	115.305	106.520	10	15:31:08.181	1:02.461	20.514	23.880	18.067	102.611	95.595
8	15:27:53.039	55.905	17.633	22.054	16.218	114.910	106.689	(28) Scott TOLLAN							
9	15:28:49.022	55.983	17.706	21.766	16.511	115.107	106.183	1	15:21:43.402			27.382	20.492	93.076	89.957
10	15:29:45.074	56.052	18.244	21.341	16.467	115.504	106.520	2	15:22:53.000	1:09.598	22.732	26.785	20.081	93.988	90.320
11	15:30:40.735	55.661	17.927	21.288	16.446	115.703	106.689	3	15:23:59.200	1:06.200	21.822	24.731	19.647	97.257	89.957
12	15:31:38.562	57.827	18.442	21.918	17.467	114.910	93.465	4	15:25:04.998	1:05.798	21.905	24.292	19.601	97.824	90.564
(8) Finlay CROCKER															
1	15:21:30.790		21.748	16.914	111.474	102.768		5	15:26:09.759	1:04.761	21.386	24.040	19.335	96.836	90.320
2	15:22:27.153	56.363	18.707	21.381	16.275	113.357	103.242	6	15:27:14.711	1:04.952	21.334	24.245	19.373	97.257	90.686
3	15:23:22.909	55.756	18.246	21.154	16.356	112.786	102.611	7	15:28:19.396	1:04.685	20.916	23.681	20.088	97.682	88.649
4	15:24:18.702	55.793	18.247	21.167	16.379	112.408	102.454	8	15:29:24.577	1:05.181	21.702	23.983	19.496	96.976	91.055
5	15:25:14.173	55.471	17.903	21.176	16.392	112.220	102.454	9	15:30:27.970	1:03.393	20.971	23.581	18.841	98.111	92.562
6	15:26:10.139	55.966	18.099	21.313	16.554	112.786	101.832	10	15:31:31.181	1:03.211	20.892	23.287	19.032	98.833	90.564
7	15:27:06.523	56.384	18.268	21.582	16.534	113.357	102.454	(59) Gary WAIT							
8	15:28:03.251	56.728	18.277	22.092	16.359	112.786	102.768	1	15:21:34.408				17.782	112.408	101.066
9	15:28:59.679	56.428	18.319	21.702	16.407	113.742	102.768	2	15:22:31.613	57.205			17.278		100.161
10	15:29:54.899	55.220	17.930	20.838	16.452	113.935	102.454	3	15:23:28.271	56.658			17.175		101.524
11	15:30:49.930	55.031	17.971	20.768	16.292	113.549	102.454	4	15:24:24.832	56.561			16.896		102.142
12	15:31:45.483	55.553	18.067	21.149	16.337	112.597	102.768	5	15:25:22.191	57.359	18.494	21.773	17.092		101.066
(4) Mark DAWSON															
1	15:21:30.648		21.920	16.953	110.012	101.371		(44) Alistair McMILLAN							
2	15:22:29.766	59.118	19.781	22.522	16.815	110.012	100.611	1	15:22:04.589			44.544	27.204	64.465	36.751
3	15:23:27.048	57.282	18.566	21.786	16.930	109.653	99.714	(16) Colin SIMPSON							
4	15:24:24.197	57.149	18.624	21.631	16.894	110.193	99.714	1	15:21:30.907			22.681	17.354	110.193	100.460
5	15:25:22.610	58.413	18.795	22.639	16.979	108.588	99.125	2	15:22:28.501	57.594	19.218	22.028	16.348	120.480	108.064
6	15:26:20.495	57.885	18.638	22.262	16.985	107.544	98.688	3	15:23:36.506	1:08.005	17.965	20.998	29.042	119.835	104.529
7	15:27:19.914	59.419	19.022	23.168	17.229	106.015	98.833	Clerk of the Course.							
8	15:28:18.740	58.826	19.049	22.190	17.587	107.201	99.714	Sig : _____ Time : _____							
9	15:29:17.318	58.578	18.965	22.244	17.369	108.064	97.117	Chief Timekeeper : Ian Sharp (SMART Timing)							
10	15:30:18.274	1:00.956	19.667	23.696	17.593	102.926	98.111	Results available at www.mylaps.com and www.smart-timing.co.uk							
11	15:31:18.041	59.767	19.356	22.556	17.855	107.717	84.946	Printed: 02/05/2016 09:50:14							
12	15:32:18.041							Orbits							





SMRC May Day Race Meeting

Lapchart

Scottish Saloons & Sportscars Championship

Knockhill 1.267 miles

Race 11 - 2nd Race

01/05/2016 15:30

Race (12 Laps) started at 15:20:31

Competitors	Laps											
	1	2	3	4	5	6	7	8	9	10	11	12
Roddie PATERSON (51)	1	51	51	51	51	51	51	51	51	51	51	51
Ian DONALDSON (1)	2	1	1	1	1	1	1	1	1	1	1	1
Paul BRYDON (79)	3	79	79	79	79	79	79	79	79	79	79	79
Mark DAWSON (4)	4	4	8	8	8	8	8	8	8	8	8	8
Finlay CROCKER (8)	5	8	16	4	4	59	4	4	4	4	4	4
Colin SIMPSON (16)	6	16	4	59	59	4	16	16	16	16	16	16
Graham ROBERTSON (63)	7	63	59	63	63	16	63	63	63	63	63	63
Gary WAIT (59)	8	59	63	16	16	63	89	89	89	89	89	89
William ROBSON (89)	9	89	89	89	89	89	28	28	28	28	28	28
Scott TOLLAN (28)	10	28	28	28	28	28						
Alistair McMILLAN (44)	11	44										
-	12											
-	13											

Margin of Victory	Avg. Speed	Best Lap Tm	Best Speed	Best Lap by
23.167	87.457	51.608	88.375	51 - Roddie PATERSON

Clerk of the Course.

Sig : Time :
 Chief Timekeeper : Ian Sharp (SMART Timing)

Results available at www.mylaps.com and www.smart-timing.co.uk

Printed: 02/05/2016 09:50:38

Orbits



Scottish Saloons & Sportscars Championship

2016

Pos	No.	Name	Total	Diff	Gap	#1	#2	#3	#4
						Total	Total	Total	Total
1	89	William ROBSON	86	0	0	25	25	18	18
2	79	Paul BRYDON	85	1	1	20	20	20	25
3	28	Scott TOLLAN	73	13	12	20	25	14	14
4	16	Colin SIMPSON	64	22	9	25	0	25	14
5	4	Mark DAWSON	64	22	0	16	16	16	16
6	1	Ian DONALDSON	61	25	3	25	0	18	18
7	63	Graham ROBERTSON	50	36	11	12	14	12	12
8	6	Phil DRYBURGH	39	47	11	14	25	x	x
9	51	Roddie PATERSON	36	50	3	x	x	18	18
10	64	Charlie FRASER	36	50	0	18	18	0	0
11	68	John KENNEDY	36	50	0	16	20	x	x
12	23	Brian MELDRUM	36	50	0	20	16	x	x
13	8	Finlay CROCKER	34	52	2	x	x	14	20
14	13	Keith COWIE	22	64	12	10	12	x	x
15	59	Gary WAIT	0	86	22	x	x	0	0
16	69	Thomson McINTYRE	0	86	0	x	x	0	0
17	44	Alistair McMILLAN	0	86	0	x	x	0	0
18	56	Adam KINDNESS	0	86	0	0	0	x	x
19	47	Graham DAVIDSON	0	86	0	0	0	x	x

Event Legend

#1	03/04/2016	SMRC Spring Race Meeting	#3	01/05/2016	SMRC May Day Race Meeting
#2	03/04/2016	SMRC Spring Race Meeting	#4	01/05/2016	SMRC May Day Race Meeting

Championship points are unofficial and given as an indication only.

Official Championship points will be published on the SMRC Website.



Race Results



Bulletin No. _____

SMRC May Day Race Meeting

Sorted on Laps

Scottish Classics Championship

Knockhill 1.267 miles

Race 12 - 2nd Race

01/05/2016 15:55

Race (12 Laps) started at 15:41:43

Pos	No.	Name	Make/Model	CC	Class	Laps	Total Tm	Diff	Best Tm	In Lap	Best Speed
1	39	Harry SIMPSON	Ginetta G4R	1851	CG	12	11:39.222		57.372	3	79.496
2	77	Tommy GILMARTIN	Morgan +8	3900	CE	12	12:02.262	23.040	58.104	6	78.494
3	49	Raymond BOYD	Porsche 911	2998	CD	12	12:07.848	28.626	59.386	3	76.800
4	51	Alex MONTGOMERY	MGB GT V8	3946	CE	12	12:20.179	40.957	1:00.570	4	75.299
5	78	Andrew GRAHAM	Triumph TR8	3900	CE	12	12:22.827	43.605	1:00.200	12	75.761
6	21	Jimmy CROW	Ford Escort	2000	CB	12	12:22.993	43.771	1:00.931	3	74.853
7	85	John BENNETT	Alfa Romeo Sprint GT	2000	CB	11	11:54.585	1 Lap	1:03.001	6	72.393
8	17	Ian DALTRY	Alfa Romeo Alfasud	1494	CA	11	12:08.917	1 Lap	1:04.578	8	70.625
9	41	Grant ALLAN	Porsche 911	2994	CD	11	12:11.351	1 Lap	1:04.399	9	70.822
10	57	Bruce MITCHELL	Lotus Europa TC	1800	CB	11	12:33.436	1 Lap	1:03.169	3	72.201
11	8	Max HORNE	Lotus Cortina	1598	CB	10	11:47.943	2 Laps	1:08.682	2	66.405

Announcements

New Track Record (1:00.931) for SMRC Classic S/S (B) by Jimmy CROW.

New Track Record (57.372) for SMRC Classic S/S (G) by Harry SIMPSON.

Margin of Victory	Avg. Speed	Best Lap Tm	Best Speed	Best Lap by
23.040	78.273	57.372	79.496	39 - Harry SIMPSON

Clerk of the Course.

Orbits

Sig : Time :

Chief Timekeeper : Ian Sharp (SMART Timing)

Results available at www.mylaps.com and www.smart-timing.co.uk

Printed: 02/05/2016 09:09:48





SMRC May Day Race Meeting

Scottish Classics Championship

Knockhill 1.267 miles

Race 12 - 2nd Race

01/05/2016 15:55

Race (12 Laps) started at 15:41:43

Lap	Time of Day	Lap Tm	S1	S2	S3	S3Spd	SFSpd	Lap	Time of Day	Lap Tm	S1	S2	S3	S3Spd	SFSpd
(39) Harry SIMPSON															
1	15:42:45.443			22.370	17.090	105.848	98.979	3	15:44:53.301	1:00.931	19.623	23.453	17.855	97.967	89.957
2	15:43:43.313	57.870	18.896	22.058	16.916	107.544	99.272	4	15:45:54.275	1:00.974	19.581	23.365	18.028	98.543	89.239
3	15:44:40.685	57.372	18.624	21.951	16.797	107.717	99.272	5	15:46:55.496	1:01.221	19.615	23.665	17.941	97.967	88.532
4	15:45:38.098	57.413	18.891	21.807	16.715	107.890	99.863	6	15:47:56.607	1:01.111	19.737	23.453	17.921	97.540	89.477
5	15:46:35.507	57.409	18.948	21.700	16.761	107.717	99.125	7	15:48:57.814	1:01.207	19.669	23.532	18.006	98.254	89.120
6	15:47:33.479	57.972	18.732	22.055	17.185	106.351	98.398	8	15:49:59.347	1:01.533	19.873	23.729	17.931	97.824	88.884
7	15:48:31.344	57.865	18.772	22.023	17.070	107.717	98.833	9	15:51:01.234	1:01.887	20.050	23.856	17.981	98.111	89.716
8	15:49:29.462	58.118	19.192	22.056	16.870	108.588	99.419	10	15:52:02.591	1:01.357	19.875	23.632	17.850	98.398	88.649
9	15:50:27.635	58.173	18.904	22.132	17.137	107.890	98.688	11	15:53:04.086	1:01.495	19.801	23.612	18.082	98.398	88.416
10	15:51:25.545	57.910	18.885	22.225	16.800	107.030	99.272	12	15:54:06.193	1:02.107	19.966	23.929	18.212	97.117	86.590
11	15:52:23.632	58.087	18.978	22.068	17.041	108.064	98.543								
12	15:53:22.422	58.790	19.076	22.101	17.613	107.030	71.773								
(77) Tommy GILMARTIN															
1	15:42:49.508			25.558	17.040	115.703	106.183	1	15:42:54.517			25.916	18.949	91.552	83.467
2	15:43:48.141	58.633	19.923	21.931	16.779	113.357	104.204	2	15:43:58.863	1:04.346	21.292	24.082	18.972	92.181	83.363
3	15:44:46.246	58.105	18.977	22.447	16.681	111.846	107.201	3	15:45:04.872	1:06.009	22.357	24.518	19.134	92.054	82.645
4	15:45:44.443	58.197	18.831	22.510	16.856	112.408	104.366	4	15:46:08.680	1:03.808	20.869	23.968	18.971	92.308	83.675
5	15:46:42.646	58.203	18.857	22.533	16.813	113.549	104.856	5	15:47:12.502	1:03.822	20.693	24.159	18.970	91.179	84.095
6	15:47:40.750	58.104	18.989	22.342	16.773	113.166	106.015	6	15:48:15.503	1:03.001	20.446	23.954	18.601	91.427	84.306
7	15:48:39.170	58.420	19.066	22.165	17.189	113.549	101.371	7	15:49:18.822	1:03.319	20.569	23.805	18.945	91.802	82.240
8	15:49:37.972	58.802	19.145	22.419	17.238	112.597	104.204	8	15:50:23.403	1:04.581	20.830	24.711	19.040	88.767	82.747
9	15:50:37.197	59.225	19.335	22.635	17.255	110.374	100.762	9	15:51:27.798	1:04.395	20.970	24.326	19.099	90.932	80.561
10	15:51:37.971	1:00.774	19.645	23.085	18.044	107.544	95.323	10	15:52:32.035	1:04.237	20.898	24.366	18.973	90.686	83.054
11	15:52:39.561	1:01.590	20.209	23.475	17.906	106.859	94.385	11	15:53:37.785	1:05.750	21.260	24.989	19.501	90.077	78.580
12	15:53:45.462	1:05.901	20.814	24.936	20.151	89.002	74.813								
(49) Raymond BOYD															
1	15:42:49.016			23.287	17.505	105.349	95.323	1	15:42:58.432			26.928	20.303	86.035	81.146
2	15:43:48.601	59.585	19.532	22.680	17.373	106.520	97.540	2	15:44:05.800	1:07.368	22.104	25.112	20.152	85.054	80.658
3	15:44:47.987	59.386	19.460	22.676	17.250	105.184	95.595	3	15:45:12.018	1:06.218	21.842	24.707	19.669	87.153	82.039
4	15:45:47.486	59.499	19.401	22.674	17.424	104.692	94.120	4	15:46:16.934	1:04.916	21.202	24.126	19.588	88.068	81.639
5	15:46:47.321	59.835	19.398	22.573	17.864	103.242	91.055	5	15:47:21.549	1:04.615	20.994	23.758	19.863	87.608	81.343
6	15:47:47.254	59.933	19.307	22.896	17.730	103.084	92.562	6	15:48:26.329	1:04.780	21.115	24.069	19.596	86.257	81.639
7	15:48:47.622	1:00.368	19.526	23.048	17.794	103.084	93.076	7	15:49:31.657	1:05.328	21.109	24.551	19.668	86.590	82.442
8	15:49:48.965	1:01.343	19.630	23.034	18.679	100.011	88.183	8	15:50:36.235	1:04.578	20.959	24.124	19.495	88.183	81.146
9	15:50:49.482	1:00.517	19.969	22.770	17.778	99.714	90.686	9	15:51:41.275	1:05.040	21.264	24.202	19.574	87.040	81.343
10	15:51:50.172	1:00.690	19.816	22.905	17.969	99.125	90.932	10	15:52:46.029	1:04.754	21.143	24.033	19.578	88.068	81.244
11	15:52:50.334	1:00.162	19.597	22.891	17.674	101.678	93.076	11	15:53:52.117	1:06.088	21.127	24.243	20.718	86.368	79.890
12	15:53:51.048	1:00.714	19.796	22.910	18.008	103.242	87.722								
(51) Alex MONTGOMERY															
1	15:42:49.848			23.534	18.915	101.678	90.564	1	15:42:58.116			26.555	19.806	91.928	86.257
2	15:43:51.383	1:01.535	20.044	23.180	18.311	103.402	91.055	2	15:44:06.464	1:08.348	22.879	25.513	19.956	93.076	84.946
3	15:44:52.594	1:01.211	19.730	23.042	18.439	103.402	91.055	3	15:45:13.019	1:06.555	21.990	24.988	19.577	94.919	85.379
4	15:45:53.164	1:00.570	19.700	22.687	18.183	103.402	91.179	4	15:46:19.129	1:06.110	21.931	24.757	19.422	96.005	85.706
5	15:46:54.196	1:01.032	19.766	22.841	18.425	103.242	90.442	5	15:47:24.751	1:05.622	21.524	24.673	19.425	94.785	85.815
6	15:47:55.153	1:00.957	19.786	22.853	18.318	103.084	91.552	6	15:48:29.463	1:04.712	21.556	24.042	19.114	95.868	86.479
7	15:48:55.881	1:00.728	19.657	22.923	18.148	102.768	91.055	7	15:49:34.807	1:05.344	21.631	24.549	19.164	95.459	84.625
8	15:49:56.919	1:01.038	19.659	23.052	18.327	103.561	90.932	8	15:50:40.158	1:05.351	21.391	24.858	19.102	95.459	84.200
9	15:50:58.225	1:01.306	19.797	23.163	18.346	103.084	90.442	9	15:51:44.557	1:04.399	21.461	24.163	18.775	96.697	86.257
10	15:52:00.842	1:02.617	20.317	24.111	18.189	102.768	90.564	10	15:52:49.002	1:04.545	21.077	24.400	18.968	95.595	85.487
11	15:53:01.942	1:01.100	19.790	23.032	18.278	103.242	90.564	11	15:53:54.551	1:05.449	22.461	24.025	19.063	96.143	85.162
12	15:54:03.379	1:01.437	19.829	23.028	18.580	102.926	89.716								
(57) Bruce MITCHELL															
1	15:42:55.043							1	15:42:55.043			25.578	18.744	100.310	93.726
2	15:43:59.264	1:04.221	21.900	24.006	18.315	101.524	94.785	2	15:44:05.264	1:03.169	21.163	24.348	17.658	101.678	94.919
3	15:45:02.433	1:03.868	21.706	24.124	18.038	101.987	93.726	3	15:46:06.301	1:03.868	21.706	24.124	18.038	101.987	93.726
4	15:47:10.617	1:04.316	21.836	24.178	18.302	101.524	93.595	4	15:47:10.617	1:04.316	21.836	24.178	18.302	101.524	93.595
5	15:48:14.245	1:03.628	21.159	24.057	18.412	102.142	93.076	5	15:48:14.245	1:03.628	21.159	24.057	18.412	102.142	93.076
6	15:49:43.482	1:29.237	20.779	23.478	44.980	102.142	59.493	6	15:49:43.482	1:29.237	20.779	23.478	44.980	102.142	59.493
7	15:50:54.379	1:10.897	22.597	24.062	24.238	100.914	61.007	7	15:50:54.379	1:10.897	22.597	24.062	24.238	100.914	61.007
8	15:52:04.219	1:09.840	23.670	26.017	20.153	91.928	87.952	8	15:52:04.219	1:09.840	23.670	26.017	20.153	91.928	87.952
9	15:53:10.278	1:06.059	22.566	24.571	18.922	96.976	86.257	9	15:53:10.278	1:06.059	22.566	24.571	18.922	96.976	86.257
10	15:54:16.636	1:06.358	21.490	25.520	19.348	94.252	73.745	11	15:54:16.636	1:06.358	21.490	25.520	19.348	94.252	73.745
(8) Max HORNE															
1	15:43:00.177							1	15:43:00.177			27.427	20.312	87.266	78.488
2	15:44:08.859	1:08.682	22.937	25.855	19.890	88.884	81.048	2	15:44:08.859	1:08.682	22.937	25.855	19.890	88.884	81.048
3	15:45:18.235	1:09.376	22.561	26.437	20.378	87.722	78.397	3	15:45:18.235	1:09.376	22.561	26.437	20.378	87.722	78.397
4	15:46:28.340	1:10.105	23.039	2											



Race Results



Bulletin No. _____

SMRC May Day Race Meeting

Lapchart


Scottish Classics Championship

Knockhill 1.267 miles

Race 12 - 2nd Race

01/05/2016 15:55

Race (12 Laps) started at 15:41:43



Competitors	Laps											
	1	2	3	4	5	6	7	8	9	10	11	12
Harry SIMPSON (39)	1	39	39	39	39	39	39	39	39	39	39	39
Raymond BOYD (49)	2	49	77	77	77	77	77	77	77	77	77	77
Tommy GILMARTIN (77)	3	77	49	49	49	49	49	49	49	49	49	49
Alex MONTGOMERY (51)	4	51	51	51	51	51	51	51	51	51	51	51
Jimmy CROW (21)	5	21	21	21	21	21	21	21	21	21	21	78
Andrew GRAHAM (78)	6	78	78	78	78	78	78	78	78	78	78	21
John BENNETT (85)	7	85	85	57	57	57	57	85	85	85	85	85
Bruce MITCHELL (57)	8	57	57	85	85	85	85	17	17	17	17	17
Grant ALLAN (41)	9	41	17	17	17	17	17	41	41	41	41	41
Ian DALTRY (17)	10	17	41	41	41	41	41	57	57	57	57	57
Max HORNE (8)	11	8	8	8	8	8	8	8	8	8	8	8

Margin of Victory	Avg. Speed	Best Lap Tm	Best Speed	Best Lap by
23.040	78.273	57.372	79.496	39 - Harry SIMPSON

Clerk of the Course.

Orbits

Sig : Time :
Chief Timekeeper : Ian Sharp (SMART Timing)

Results available at www.mylaps.com and www.smart-timing.co.uk

Printed: 02/05/2016 09:10:34



Scottish Classics Championship

2016

Pos	No.	Name	Total	Diff	Gap	#1	#2	#3	#4
						Total	Total	Total	Total
1	21	Jimmy CROW	100	0	0	25	25	25	25
2	49	Raymond BOYD	86	14	14	25	25	18	18
3	51	Alex MONTGOMERY	85	15	1	25	20	20	20
4	85	John BENNETT	80	20	5	20	20	20	20
5	77	Tommy GILMARTIN	75	25	5	0	25	25	25
6	39	Harry SIMPSON	72	28	3	18	18	18	18
7	17	Ian DALTRY	72	28	0	18	18	18	18
8	78	Andrew GRAHAM	68	32	4	20	16	16	16
9	41	Grant ALLAN	60	40	8	16	16	14	14
10	8	Max HORNE	56	44	4	14	14	14	14
11	4	Stan BERNARD	40	60	16	20	20	x	x
12	57	Bruce MITCHELL	32	68	8	x	x	16	16
13	81	James BRAID	32	68	0	16	16	x	x

Event Legend

#1	03/04/2016	SMRC Spring Race Meeting	#3	01/05/2016	SMRC May Day Race Meeting
#2	03/04/2016	SMRC Spring Race Meeting	#4	01/05/2016	SMRC May Day Race Meeting

Championship points are unofficial and given as an indication only.

Official Championship points will be published on the SMRC Website.

SMRC May Day Race Meeting

Sorted on Laps

Celtic Speed Mini Cooper Cup

Knockhill 1.267 miles

Race 131- 3rd Race

01/05/2016 16:20

Race (9 Laps) started at 16:01:15

Pos	No.	Name	Make/Model	CC	Class Code	Laps	Total Tm	Diff	Best Tm	In Lap	Best Speed
1	20	Kyle REID	Mini Cooper	1600	SM	9	9:40.590		1:03.698	5	71.601
2	61	Malcolm McNAB	Mini Cooper	1600	SM	9	9:41.283	0.693	1:03.231	7	72.130
3	91	Robbie DALGLEISH	Mini Cooper	1600	SMN	9	9:42.093	1.503	1:03.637	6	71.670
4	11	Morgan MURRAY	Mini Cooper	1600	SM	9	9:43.158	2.568	1:03.211	7	72.153
5	26	William BLAKE	Mini Cooper	1600	SM	9	9:43.795	3.205	1:03.376	2	71.965
6	3	Jock BORTHWICK	Mini Cooper	1600	SM	9	9:44.996	4.406	1:03.253	7	72.105
7	87	Paul BELL	Mini Cooper	1600	SM	9	9:45.297	4.707	1:02.933	8	72.471
8	8	Hannah CHAPMAN	Mini Cooper	1600	SM L	9	9:45.914	5.324	1:03.252	8	72.106
9	98	Brandon WALSH	Mini Cooper	1600	SMN	9	9:47.157	6.567	1:03.577	2	71.737
10	67	Mark GERAGHTY	Mini Cooper	1600	SMN	9	9:50.774	10.184	1:03.999	4	71.264
11	47	Reis ROBERTSON	Mini Cooper	1600	SMN	9	9:51.063	10.473	1:04.100	4	71.152
12	33	Dylan O'DONNELL	Mini Cooper	1600	SMN	9	9:51.439	10.849	1:04.032	8	71.228
13	5	Des WHEATLEY	Mini Cooper	1600	SM	9	9:51.882	11.292	1:03.534	5	71.786
14	30	Callum DRYBURGH	Mini Cooper	1600	SM	9	9:52.619	12.029	1:04.372	5	70.851
15	51	Chris MILFORD	Mini Cooper	1600	SM	9	9:52.792	12.202	1:03.936	3	71.334
16	23	Ian MUNRO	Mini Cooper	1600	SM	9	9:53.130	12.540	1:03.718	4	71.579
17	38	Scott FORBES	Mini Cooper	1600	SM	9	9:53.485	12.895	1:03.556	4	71.761
18	12	Allan PATERSON	Mini Cooper	1600	SMN	9	9:57.420	16.830	1:04.556	3	70.649
19	7	Jonny DREELAN	Mini Cooper	1600	SMN	9	9:57.577	16.987	1:03.981	3	71.284
20	6	Daniel DREELAN	Mini Cooper	1600	SM	9	10:00.013	19.423	1:03.889	6	71.387
21	9	Martin MCGEOUGH	Mini Cooper	1600	SMN	9	10:02.112	21.522	1:04.790	7	70.394
22	50	Andrew BELL	Mini Cooper	1600	SMN	9	10:05.484	24.894	1:05.187	4	69.965
23	96	Taelor SHAND	Mini Cooper	1600	SMN L	9	10:10.513	29.923	1:04.737	5	70.452
24	10	Neal ROBERTSON	Mini Cooper	1600	SMN	9	10:19.117	38.527	1:06.445	7	68.641

Not classified

DNF	29	Chris REID	Mini Cooper	1600	SM	5	5:32.265	DNF	1:03.601	4	71.710
DNF	99	Aiden MOFFAT	Mini Cooper	1600	Guest	4	5:04.471	DNF	1:04.231	3	71.007
DNF	4	Dominic WHEATLEY	Mini Cooper	1600	SMN			DNF		0	-
DNS	24	John DUNCAN	Mini Cooper	1600	SMN			DNS		0	-

Margin of Victory	Avg. Speed	Best Lap Tm	Best Speed	Best Lap by
0.693	70.700	1:02.933	72.471	87 - Paul BELL

Clerk of the Course.

Orbits

Sig : Time :

Chief Timekeeper : Ian Sharp (SMART Timing)

 Results available at www.mylaps.com and www.smart-timing.co.uk

Printed: 02/05/2016 09:01:40



SMRC May Day Race Meeting

Celtic Speed Mini Cooper Cup

Knockhill 1.267 miles

Race 131- 3rd Race

01/05/2016 16:20

Race (9 Laps) started at 16:01:15

Lap	Time of Day	Lap Tm	S1	S2	S3	S3Spd	SFSpd	Lap	Time of Day	Lap Tm	S1	S2	S3	S3Spd	SFSpd	
(20) Kyle REID																
1	16:02:24.435			24.225	19.395	86.702	77.402	7	16:08:53.093	1:03.827	20.747	23.845	19.235	86.257	77.491	
2	16:03:28.387	1:03.952	20.682	23.903	19.367	87.153	76.694	8	16:09:56.026	1:02.933	20.067	23.629	19.237	86.368	77.402	
3	16:04:32.825	1:04.438	20.520	24.177	19.741	87.040	75.317	9	16:11:00.363	1:04.337	20.152	24.183	20.002	86.814	77.135	
4	16:05:36.546	1:03.721	20.748	23.800	19.173	86.814	77.047	(8) Hannah CHAPMAN								
5	16:06:40.244	1:03.698	20.350	23.861	19.487	85.815	75.317	1	16:02:22.969			24.121	19.264	85.925	76.870	
6	16:07:44.346	1:04.102	20.638	24.017	19.447	85.596	77.135	2	16:03:27.170	1:04.201	20.740	23.884	19.577	87.153	77.224	
7	16:08:48.044	1:03.698	20.471	23.889	19.338	85.596	77.135	3	16:04:32.927	1:05.757	21.078	24.517	20.162	87.837	75.317	
8	16:09:51.950	1:03.906	20.454	24.012	19.440	84.839	76.782	4	16:05:37.027	1:04.100	21.166	23.740	19.194	88.183	77.761	
9	16:10:55.656	1:03.706	20.318	23.979	19.409	85.162	74.813	5	16:06:42.822	1:05.795	20.836	24.968	19.991	82.442	77.135	
(61) Malcolm McNAB																
1	16:02:24.091			24.061	19.462	86.814	76.782	6	16:07:49.364	1:06.542	21.441	24.988	20.113	83.675	76.761	
2	16:03:28.000	1:03.909	20.881	23.749	19.279	87.266	77.135	7	16:08:53.374	1:04.010	21.127	23.678	19.205	87.380	77.941	
3	16:04:33.345	1:05.345	21.598	24.189	19.558	87.266	76.782	8	16:09:56.626	1:03.252	20.295	23.632	19.325	86.927	77.402	
4	16:05:37.421	1:04.076	20.891	23.805	19.380	87.952	77.313	9	16:11:00.980	1:04.354	20.294	23.670	20.390	86.479	76.958	
5	16:06:42.612	1:05.191	20.740	24.564	19.887	85.706	76.172	(98) Brandon WALSH								
6	16:07:46.441	1:03.829	20.692	23.739	19.398	87.040	77.135	1	16:02:26.463			24.590	19.269	86.927	77.581	
7	16:08:49.672	1:03.231	20.243	23.691	19.297	87.266	76.607	2	16:03:30.040	1:03.577	20.421	23.839	19.317	86.590	77.047	
8	16:09:52.995	1:03.323	20.406	23.606	19.311	86.146	77.047	3	16:04:34.178	1:04.138	20.571	24.192	19.375	86.702	77.224	
9	16:10:56.349	1:03.354	20.300	23.637	19.417	86.479	75.064	4	16:05:42.313	1:08.155	21.685	25.770	20.680	84.946	73.826	
(91) Robbie DALGLEISH																
1	16:02:23.654			23.969	19.363	87.380	76.694	5	16:06:47.090	1:04.777	21.085	23.818	19.874	86.590	75.828	
2	16:03:27.439	1:03.785	20.424	24.022	19.339	86.814	76.694	6	16:07:50.753	1:03.663	20.493	23.984	19.186	85.815	77.491	
3	16:04:32.258	1:04.819	20.804	24.104	19.911	86.257	73.745	7	16:08:54.336	1:03.583	20.355	23.765	19.463	86.257	77.224	
4	16:05:36.236	1:03.976	20.752	23.736	19.490	85.706	76.432	8	16:09:58.021	1:03.685	20.332	23.916	19.437	85.596	76.694	
5	16:06:42.392	1:06.158	20.543	25.788	19.825	83.780	75.064	9	16:11:02.223	1:04.202	20.646	24.065	19.491	85.487	77.224	
6	16:07:46.029	1:03.637	20.590	23.797	19.250	86.146	76.694	(67) Mark GERAGHTY								
7	16:08:49.850	1:03.821	20.346	23.713	19.762	85.596	74.399	1	16:02:27.264			25.212	19.387	85.487	76.259	
8	16:09:53.489	1:03.639	20.560	23.630	19.449	85.925	76.172	2	16:03:33.289	1:06.025	20.516	24.283	21.226	85.706	73.826	
9	16:10:57.159	1:03.670	20.435	23.529	19.706	86.590	75.317	3	16:04:38.654	1:05.365	21.518	23.981	19.866	86.590	75.317	
(11) Morgan MURRAY																
1	16:02:23.374			23.925	19.419	87.266	77.135	4	16:05:42.653	1:03.999	20.900	23.693	19.406	86.479	76.432	
2	16:03:27.021	1:03.647	20.529	23.881	19.237	87.608	77.135	5	16:06:47.479	1:04.826	20.874	24.090	19.862	86.814	74.234	
3	16:04:33.810	1:06.789	21.022	24.017	21.750	86.702	73.583	6	16:07:53.131	1:05.652	21.265	24.676	19.711	84.095	75.914	
4	16:05:37.611	1:03.801	20.660	23.842	19.299	88.649	78.214	7	16:08:57.429	1:04.298	20.924	23.709	19.665	85.815	75.914	
5	16:06:42.875	1:05.264	20.725	24.613	19.926	86.035	76.345	8	16:10:01.568	1:04.139	20.426	24.186	19.527	85.270	76.345	
6	16:07:47.114	1:04.239	20.979	23.697	19.563	86.927	77.313	9	16:11:05.840	1:04.272	20.504	24.149	19.619	84.839	76.086	
7	16:08:50.325	1:03.211	20.153	23.730	19.328	87.153	77.491	(47) Reis ROBERTSON								
8	16:09:54.272	1:03.947	20.568	23.780	19.599	85.706	76.870	1	16:02:28.316			25.151	19.517	86.257	76.958	
9	16:10:58.224	1:03.952	20.453	23.787	19.712	85.487	75.148	2	16:03:32.832	1:04.516	20.310	23.926	20.280	86.146	75.572	
(26) William BLAKE																
1	16:02:26.155			24.034	19.492	86.927	76.607	3	16:04:39.064	1:06.232	21.126	24.763	20.343	84.306	77.135	
2	16:03:29.531	1:03.376	20.307	23.595	19.474	86.702	77.135	4	16:05:45.164	1:04.100	20.663	23.934	19.503	86.146	76.607	
3	16:04:34.054	1:04.523	20.676	24.294	19.553	86.590	75.402	5	16:06:47.596	1:04.432	20.641	24.448	19.343	86.257	76.259	
4	16:05:38.520	1:04.466	21.349	23.737	19.380	86.479	76.782	6	16:07:52.812	1:05.216	20.945	24.628	19.643	85.270	75.487	
5	16:06:43.018	1:04.498	20.405	24.396	19.697	83.885	77.491	7	16:08:57.034	1:04.222	20.725	23.937	19.560	85.379	76.432	
6	16:07:47.434	1:04.416	21.109	23.812	19.495	86.368	77.402	8	16:10:01.173	1:04.139	20.590	24.039	19.510	84.518	76.000	
7	16:08:51.208	1:03.774	20.448	23.757	19.569	85.706	77.047	9	16:11:06.129	1:04.956	20.670	24.337	19.949	83.054	75.657	
8	16:09:54.978	1:03.770	20.527	23.652	19.591	86.035	76.607	(33) Dylan O'DONNELL								
9	16:10:58.861	1:03.883	20.474	23.859	19.550	85.596	76.345	1	16:02:27.906			25.200	19.337	86.035	76.607	
(3) Jock BORTHWICK																
1	16:02:25.685			24.144	19.555	86.146	77.047	2	16:03:32.508	1:04.602	20.420	23.985	20.197	86.479	74.316	
2	16:03:29.366	1:03.681	20.364	23.719	19.598	86.590	76.694	3	16:04:36.973	1:04.465	21.282	23.890	19.293	85.815	76.782	
3	16:04:33.968	1:04.602	20.673	24.186	19.743	87.153	74.647	4	16:05:42.024	1:05.051	20.337	25.002	19.712	83.989	75.828	
4	16:05:38.795	1:04.827	21.805	23.775	19.247	87.153	77.491	5	16:06:47.893	1:05.869	20.877	23.978	21.014	84.732	68.828	
5	16:06:43.420	1:04.625	20.470	24.619	19.536	84.518	77.402	6	16:07:53.334	1:05.441	21.670	24.000	19.771	86.702	77.047	
6	16:07:48.250	1:04.830	21.168	24.247	19.415	85.596	76.958	7	16:08:58.218	1:04.884	21.563	23.868	19.453	86.927	77.224	
7	16:08:51.503	1:03.253	20.383	23.607	19.263	86.927	77.761	8	16:10:02.250	1:04.032	20.480	23.900	19.652	86.368	75.828	
8	16:09:55.325	1:03.822	20.368	23.926	19.528	86.590	76.519	9	16:11:06.505	1:04.255	20.573	24.126	19.556	86.368	76.870	
9	16:11:00.062	1:04.737	20.526	24.503	19.708	83.467	76.172	(5) Des WHEATLEY								
(87) Paul BELL																
1	16:02:28.596			25.462	19.381	85.815	77.851	1	16:02:31.614			24.976	26.960	19.795	84.095	75.317
2	16:03:33.018	1:04.422	20.415	23.757	20.250	86.702	75.572	2	16:03:36.879	1:05.265	21.528	24.249	19.488	86.257	76.000	
3	16:04:38.185	1:05.167	21.308	24.204	19.655	84.946	76.086	3	16:04:40.763	1:03.884	20.488	24.038	19.358	86.814	77.224	
4	16:05:41.663	1:03.478	20.272	23.727	19.479	86.146	75.828	4	16:05:45.638	1:04.875	20.373	24.928	19.574	83.780	76.519	
5	16:06:44.959	1:03.296	20.294	23.705	19.297	85.706	77.135	5	16:06:49.172	1:03.534	20.366	23.848	19.320	86.702	76.086	
6	16:07:49.266	1:04.307	20.148	24.147	20.012	86.702	76.000	6	16:07:53.686	1:04.514	21.012	24.070	19.432	86.479	77.135	
(30) Callum DRYBURGH																
1	16:02:29.230							7	16:08:58.444	1:04.758	21.490	23.914	19.354	86.368	77.135	
2	16:03:34.127	1:04.897	21.521	23.863	19.513											

SMRC May Day Race Meeting

Celtic Speed Mini Cooper Cup

Knockhill 1.267 miles

Race 131- 3rd Race

01/05/2016 16:20

Race (9 Laps) started at 16:01:15

Lap	Time of Day	Lap Tm	S1	S2	S3	S3Spd	SFSpd
4	16:05:43.748	1:04.819	21.335	23.853	19.631	86.035	73.907
5	16:06:48.120	1:04.372	20.608	24.158	19.606	85.270	73.989
6	16:07:53.125	1:05.005	21.128	24.039	19.838	84.518	74.481
7	16:08:57.707	1:04.582	21.279	23.741	19.562	85.487	75.402
8	16:10:02.792	1:05.085	20.431	24.145	20.509	85.706	73.342
9	16:11:07.685	1:04.893	21.016	24.026	19.851	85.487	74.152
(51) Chris MILFORD							
1	16:02:31.239			27.044	19.619	84.412	76.432
2	16:03:36.287	1:05.048	21.267	24.246	19.535	85.379	76.000
3	16:04:40.223	1:03.936	20.514	23.922	19.500	85.706	77.047
4	16:05:45.095	1:04.872	20.424	23.883	20.565	86.257	76.172
5	16:06:49.313	1:04.218	20.484	24.154	19.580	85.815	76.432
6	16:07:54.283	1:04.970	21.129	24.031	19.810	86.479	76.607
7	16:08:59.053	1:04.770	21.129	24.086	19.555	85.815	76.432
8	16:10:03.074	1:04.021	20.417	24.045	19.559	85.487	76.086
9	16:11:07.858	1:04.784	20.929	24.148	19.707	85.815	76.086

(23) Ian MUNRO							
1	16:02:32.964				20.027	84.839	75.487
2	16:03:39.192	1:06.228	21.166	25.212	19.850	85.815	75.572
3	16:04:44.299	1:05.107	20.996	24.557	19.554	84.946	76.000
4	16:05:48.017	1:03.718	20.396	23.827	19.495	85.379	75.828
5	16:06:51.862	1:03.845	20.530	23.695	19.620	85.925	76.694
6	16:07:55.724	1:03.862	20.635	23.899	19.328	85.270	76.519
7	16:08:59.894	1:04.170	20.250	24.296	19.624	84.732	76.259
8	16:10:04.410	1:04.516	20.933	24.066	19.517	86.257	75.657
9	16:11:08.196	1:03.786	20.270	24.058	19.458	86.035	76.345

(38) Scott FORBES							
1	16:02:33.365		25.982	25.963	20.657	85.162	74.399
2	16:03:39.452	1:06.087	21.142	24.986	19.959	85.162	75.572
3	16:04:44.987	1:05.535	21.309	24.633	19.593	85.925	77.135
4	16:05:48.543	1:03.556	20.407	23.779	19.370	85.925	77.491
5	16:06:52.254	1:03.711	20.384	23.696	19.631	87.266	77.851
6	16:07:56.613	1:04.359	20.868	24.071	19.420	86.146	78.305
7	16:09:00.397	1:03.784	20.571	23.879	19.334	85.706	77.581
8	16:10:04.672	1:04.275	20.702	23.925	19.648	85.925	77.671
9	16:11:08.551	1:03.879	20.460	23.727	19.692	87.380	76.870

(12) Allan PATERSON							
1	16:02:29.981		26.569	25.782	20.044	81.146	73.583
2	16:03:34.933	1:04.952	20.936	24.454	19.562	85.162	75.148
3	16:04:39.489	1:04.556	20.664	24.133	19.759	84.412	75.402
4	16:05:46.106	1:06.617	21.101	25.570	19.946	84.306	74.647
5	16:06:51.333	1:05.227	21.029	24.274	19.924	85.054	75.064
6	16:07:56.492	1:05.159	21.487	24.121	19.551	85.596	75.742
7	16:09:01.112	1:04.620	20.962	24.036	19.622	85.487	75.148
8	16:10:07.529	1:06.417	20.742	25.718	19.957	81.048	75.657
9	16:11:12.486	1:04.957	20.820	24.078	20.059	85.379	73.262

(7) Jonny DREELAN							
1	16:02:31.027			27.080	19.593	84.518	75.657
2	16:03:37.655	1:06.628	21.965	25.150	19.513	85.487	76.086
3	16:04:41.636	1:03.981	20.655	23.800	19.526	86.146	77.047
4	16:05:46.143	1:04.507	20.441	24.291	19.775	84.732	75.317
5	16:06:50.228	1:04.085	20.732	23.822	19.531	85.596	76.782
6	16:07:54.608	1:04.380	20.767	24.087	19.526	86.479	76.694
7	16:08:59.656	1:05.048	21.224	24.219	19.605	85.706	76.694
8	16:10:06.774	1:07.118			19.554	83.467	75.402
9	16:11:12.643	1:05.869		24.491	20.606	82.747	75.317

(6) Daniel DREELAN							
1	16:02:32.633		25.961	26.801	20.260	84.839	73.745
2	16:03:38.753	1:06.120	21.222	25.272	19.626	84.732	75.233
3	16:04:46.291	1:07.538			19.503	85.925	76.432
4	16:05:50.647	1:04.356		24.170	19.564	85.925	75.657
5	16:06:54.734	1:04.087	20.896	23.736	19.455	85.706	76.607
6	16:07:58.623	1:03.889	20.626	23.864	19.399	85.925	76.782
7	16:09:02.577	1:03.954	20.594	23.817	19.543	85.596	76.345
8	16:10:07.385	1:04.808	20.770	24.210	19.828	84.200	75.148
9	16:11:15.079	1:07.694	20.730	23.962	23.002	85.162	67.785

(9) Martin MCGEOUGH

Lap	Time of Day	Lap Tm	S1	S2	S3	S3Spd	SFSpd
1	16:02:33.710		27.523	26.697	20.564	83.363	73.262
2	16:03:39.649	1:05.939	21.251	24.700	19.988	86.035	75.064
3	16:04:45.621	1:05.972	21.413	24.977	19.582	87.040	75.402
4	16:05:50.875	1:05.254	20.995	24.456	19.803	83.675	75.233
5	16:06:56.576	1:05.701	21.067	23.955	20.679	87.266	74.234
6	16:08:01.521	1:04.945	20.942	24.447	19.556	86.146	75.914
7	16:09:06.311	1:04.790	20.786	24.264	19.740	85.815	75.657
8	16:10:11.586	1:05.275	21.034	24.442	19.799	85.596	75.657
9	16:11:17.178	1:05.592	20.847	24.317	20.428	85.706	75.317
(50) Andrew BELL							
1	16:02:33.918		27.559	27.095	19.729	84.625	75.572
2	16:03:40.499	1:06.581	21.969	24.555	20.057	84.946	76.345
3	16:04:47.499	1:07.000	21.338	26.091	19.571	85.054	75.742
4	16:05:52.686	1:05.187	21.020	24.511	19.656	84.518	75.657
5	16:06:58.203	1:05.517	21.095	24.794	19.628	84.839	76.172
6	16:08:03.577	1:05.374	21.177	24.548	19.649	85.162	76.000
7	16:09:09.436	1:05.859	21.262	24.960	19.637	83.675	75.657
8	16:10:14.719	1:05.283	20.957	24.619	19.707	83.780	75.402
9	16:11:20.550	1:05.831	20.957	24.811	20.063	84.095	75.148

(96) Taelor SHAND							
1	16:02:32.461		26.178	27.276	20.479	83.989	73.989
2	16:03:38.159	1:05.698	20.987	25.148	19.563	84.946	74.897
3	16:04:50.719	1:12.560	26.092	26.700	19.768	84.518	74.070
4	16:05:55.855	1:05.136	21.137	24.330	19.669	85.379	75.064
5	16:07:00.592	1:04.737	20.909	24.312	19.516	85.162	76.172
6	16:08:07.557	1:06.965	20.959	26.386	19.620	84.946	76.432
7	16:09:13.568	1:06.011	21.097	25.163	19.751	83.780	76.086
8	16:10:19.929	1:06.361	21.472	25.080	19.809	83.989	75.487
9	16:11:25.579	1:05.650	21.137	24.734	19.779	84.732	74.399

(10) Neal ROBERTSON							
1	16:02:37.141		27.539	27.805	20.913	79.043	70.640
2	16:03:45.342	1:08.201	22.550	25.123	20.528	80.853	71.164
3	16:04:52.917	1:07.575	22.287	25.002	20.286	81.441	71.850
4	16:05:59.864	1:06.947	21.844	24.663	20.440	81.839	71.013
5	16:07:06.435	1:06.571	21.856	24.594	20.121	81.839	72.785
6	16:08:14.090	1:07.655	21.965	25.488	20.202	81.343	72.627
7	16:09:20.535	1:06.445	21.656	24.663	20.126	81.343	72.236
8	16:10:27.595	1:07.060	21.954	24.714	20.392	81.048	71.773
9	16:11:34.183	1:06.588	21.791	24.713	20.084	81.343	72.943

(29) Chris REID							
1	16:02:29.361			27.027	19.398	85.706	78.032
2	16:03:33.642	1:04.281	21.138	23.707	19.436	84.946	77.047
3	16:04:38.563	1:04.921	20.917	24.090	19.914	86.035	76.519
4	16:05:42.164	1:03.601	20.485	23.643	19.473	86.702	76.607
5	16:06:47.331	1:05.167	21.022	23.781	20.364	86.927	68.828

(99) Aiden MOFFAT							
1	16:02:58.426		27.695	27.022	46.107	82.139	51.188
2	16:04:05.100	1:06.674	22.737	24.166	19.771	83.157	73.342
3	16:05:09.331	1:04.231	20.642	23.825	19.764	83.675	74.481
4	16:06:19.537	1:10.206	20.477	24.399	25.330	78.305	33.961

Clerk of the Course.

Sig : _____ Time : _____

Chief Timekeeper : Ian Sharp (SMART Timing)

Results available at www.mylaps.com and www.smart-timing.co.uk

Printed: 02/05/2016 09:24:56

Orbits



SMRC May Day Race Meeting

Lapchart

Celtic Speed Mini Cooper Cup

Knockhill 1.267 miles

Race 131- 3rd Race

01/05/2016 16:20

Race (9 Laps) started at 16:01:15

Competitors	Laps									
	1	2	3	4	5	6	7	8	9	
Hannah CHAPMAN (8)	1	8	11	91	91	20	20	20	20	20
Morgan MURRAY (11)	2	11	8	20	20	91	91	61	61	61
Robbie DALGLEISH (91)	3	91	91	8	8	61	61	91	91	91
Malcolm McNAB (61)	4	61	61	61	61	8	11	11	11	11
Kyle REID (20)	5	20	20	11	11	11	26	26	26	26
Jock BORTHWICK (3)	6	3	3	3	26	26	3	3	3	3
William BLAKE (26)	7	26	26	26	3	3	87	87	87	87
Brandon WALSH (98)	8	98	98	98	87	87	8	8	8	8
Mark GERAGHTY (67)	9	67	33	33	33	98	98	98	98	98
Dylan O'DONNELL (33)	10	33	47	87	29	29	47	47	47	67
Reis ROBERTSON (47)	11	47	87	29	98	67	30	67	67	47
Paul BELL (87)	12	87	67	67	67	47	67	30	33	33
Callum DRYBURGH (30)	13	30	29	30	47	33	33	33	5	5
Chris REID (29)	14	29	30	47	30	30	5	5	30	30
Allan PATERSON (12)	15	12	12	12	51	5	51	51	51	51
Jonny DREELAN (7)	16	7	51	51	5	51	7	7	23	23
Chris MILFORD (51)	17	51	5	5	12	7	23	23	38	38
Des WHEATLEY (5)	18	5	7	7	7	12	12	38	7	12
Taelor SHAND (96)	19	96	96	23	23	23	38	12	6	7
Daniel DREELAN (6)	20	6	6	38	38	38	6	6	12	6
Ian MUNRO (23)	21	23	23	9	6	6	9	9	9	9
Scott FORBES (38)	22	38	38	6	9	9	50	50	50	50
Martin MCGEOUGH (9)	23	9	9	50	50	50	96	96	96	96
Andrew BELL (50)	24	50	50	96	96	96	10	10	10	10
Neal ROBERTSON (10)	25	10	10	10	10	10				
Aiden MOFFAT (99)	26	99	99	99	99					
-	27									
-	28									

Margin of Victory	Avg. Speed	Best Lap Tm	Best Speed	Best Lap by
0.693	70.700	1:02.933	72.471	87 - Paul BELL

Clerk of the Course.

Orbits

 Sig : Time :
 Chief Timekeeper : Ian Sharp (SMART Timing)

 Results available at www.mylaps.com and www.smart-timing.co.uk


Celtic Speed Mini Cooper Cup

2016

Pos	No.	Name	Total	Diff	Gap	#1	#2	#3	#4	#5	#6
						Total	Total	Total	Total	Total	Total
1	20	Kyle REID	75	0	0	x	x	x	25	25	25
2	61	Malcolm McNAB	74	1	1	0	8	10	20	16	20
3	23	Ian MUNRO	72	3	2	20	25	8	9	10	0
4	8	Hannah CHAPMAN	63	12	9	25	0	0	16	14	8
5	11	Morgan MURRAY	58	17	5	9	0	5	10	20	14
6	87	Paul BELL	58	17	0	14	16	14	0	5	9
7	4	Dominic WHEATLEY	57	18	1	8	20	12	8	9	0
8	26	William BLAKE	56	19	1	3	14	25	0	2	12
9	3	Jock BORTHWICK	55	20	1	12	10	16	0	7	10
10	33	Dylan O'DONNELL	49	26	6	10	9	20	0	6	4
11	98	Brandon WALSH	48	27	1	6	12	9	6	8	7
12	91	Robbie DALGLEISH	40	35	8	0	0	0	12	12	16
13	67	Mark GERAGHTY	26	49	14	7	0	4	5	4	6
14	5	Des WHEATLEY	23	52	3	16	0	0	4	0	3
15	6	Daniel DREELAN	22	53	1	5	7	7	3	0	0
16	47	Reis ROBERTSON	20	55	2	0	5	6	1	3	5
17	29	Chris REID	15	60	5	x	x	x	14	1	0
18	24	John DUNCAN	12	63	3	4	3	3	2	0	0
19	30	Callum DRYBURGH	8	67	4	0	4	2	0	0	2
20	38	Scott FORBES	7	68	1	x	x	x	7	0	0
21	7	Jonny DREELAN	6	69	1	0	6	0	0	0	0
22	51	Chris MILFORD	4	71	2	2	0	1	0	0	1
23	96	Taeler SHAND	3	72	1	1	2	0	0	0	0
24	12	Allan PATERSON	1	74	2	0	1	0	0	0	0
25	99	Vic COVEY Jnr	0	75	1	0	0	0	x	x	x
26	99	Aiden MOFFAT	0	75	0	x	x	x	0	0	0
27	9	Martin MCGEOUGH	0	75	0	x	x	x	0	0	0
28	50	Andrew BELL	0	75	0	0	0	0	0	0	0
29	10	Neal ROBERTSON	0	75	0	x	x	x	0	0	0

Event Legend

#1	03/04/2016	SMRC Spring Race Meeting	#4	01/05/2016	SMRC May Day Race Meeting
#2	03/04/2016	SMRC Spring Race Meeting	#5	01/05/2016	SMRC May Day Race Meeting
#3	03/04/2016	SMRC Spring Race Meeting	#6	01/05/2016	SMRC May Day Race Meeting

Championship points are unofficial and given as an indication only.

Official Championship points will be published on the SMRC Website.

Race Results



Bulletin No. _____

SMRC May Day Race Meeting

Sorted on Laps

Scottish Legends Championship

Knockhill 1.267 miles

Race 14 - Final

01/05/2016 16:40

Race (10 Laps) started at 16:25:39

Pos	No.	Name	Make/Model	CC	Class Code	Laps	Total Tm	Diff	Best Tm	In Lap	Best Speed
1	6	David HUNTER	Ford Coupe	1250	L	10	10:10.987		1:00.418	7	75.488
2	52	Stewart BLACK	Ford Coupe	1250	L	10	10:14.643	3.656	1:00.695	5	75.144
3	71	Ryan McLEISH	Ford Coupe	1250	L R	10	10:15.609	4.622	1:00.321	5	75.609
4	17	Billy WAIT	37 Ford	1250	L	10	10:23.141	12.154	1:00.921	4	74.865
5	46	Ross McCULLOCH	Ford Coupe	1250	L R	10	10:24.312	13.325	1:00.804	5	75.009
6	7	Andrew DUNN	Ford Coupe	1250	LT	10	10:29.398	18.411	1:00.812	4	74.999
7	77	Allan CLARKE	Ford Coupe	1250	L R	10	11:01.174	50.187	1:03.642	6	71.664
Not classified											
DNS	1	John PATERSON	Ford Coupe	1250	L				DNS	0	-

Announcements

Car No.7 - Racetime includes 10 second time penalty - False Start

Margin of Victory	Avg. Speed	Best Lap Tm	Best Speed	Best Lap by
3.656	74.647	1:00.321	75.609	71 - Ryan McLEISH

Clerk of the Course.

Orbits

Sig : Time :
Chief Timekeeper : Ian Sharp (SMART Timing)

Results available at www.mylaps.com and www.smart-timing.co.uk

Printed: 02/05/2016 09:43:33





SMRC May Day Race Meeting

Scottish Legends Championship

Knockhill 1.267 miles

Race 14 - Final

01/05/2016 16:40

Race (10 Laps) started at 16:25:39

Lap	Time of Day	Lap Tm	S1	S2	S3	S3Spd	SFSpd	Lap	Time of Day	Lap Tm	S1	S2	S3	S3Spd	SFSpd
(6) David HUNTER								1	16:26:49.112	1:06.314	22.404				90.442
1	16:26:44.745	1:03.374	20.951	23.954	18.469	96.281	93.857	2	16:27:52.757	1:03.645	20.571	24.203	18.871	93.076	88.532
2	16:27:45.376	1:00.631	19.465	22.991	18.175	97.682	92.562	3	16:28:56.777	1:04.020	20.683	24.510	19.055	92.690	
3	16:28:46.316	1:00.940	19.523	23.071	18.346	97.682	93.076	4	16:30:13.265	1:16.488	20.683	24.533	31.272	91.928	81.639
4	16:29:47.222	1:00.906	19.552	23.155	18.199	98.111	92.818	5	16:31:17.908	1:04.643	21.313	24.353	18.977	92.435	88.649
5	16:30:47.887	1:00.665	19.479	22.991	18.195	97.824	92.562	6	16:32:21.550	1:03.642	20.459	24.138	19.045	92.435	86.590
6	16:31:48.344	1:00.457	19.478	23.159	17.820	97.824	92.562	7	16:33:26.170	1:04.620	21.111	24.272	19.237	91.552	87.380
7	16:32:48.762	1:00.418	19.330	23.201	17.887	97.824	92.181	8	16:34:30.561	1:04.391	21.029	24.234	19.128	91.802	86.146
8	16:33:49.565	1:00.803	19.552	23.091	18.160	97.824	91.677	9	16:35:35.592	1:05.031	21.064	24.609	19.358	87.837	83.989
9	16:34:50.240	1:00.675	19.563	23.049	18.063	98.688	92.562	10	16:36:41.166	1:05.574			20.120	85.706	70.863
10	16:35:50.979	1:00.739	19.633	23.117	17.989	98.254	87.952								

(52) Stewart BLACK							
1	16:26:44.725	1:02.848	20.619	23.868	18.361	95.868	90.077
2	16:27:45.601	1:00.876	19.717	23.009	18.150	99.125	92.435
3	16:28:46.651	1:01.050	19.531	23.079	18.440	98.833	91.677
4	16:29:47.571	1:00.920	19.529	22.957	18.434	100.611	91.179
5	16:30:48.266	1:00.695	19.608	23.063	18.024	97.257	91.677
6	16:31:49.508	1:01.242	19.593	23.553	18.096	96.558	89.716
7	16:32:50.435	1:00.927	19.510	23.297	18.120	96.143	89.002
8	16:33:51.873	1:01.438	19.723	23.547	18.168	95.323	89.596
9	16:34:53.291	1:01.418	20.016	23.368	18.034	96.143	89.358
10	16:35:54.635	1:01.344	19.933	23.267	18.144	95.188	89.120

(71) Ryan McLEISH							
1	16:26:45.695	1:03.904	21.223	23.871	18.810	96.005	89.239
2	16:27:47.503	1:01.808	19.762	23.536	18.510	98.111	90.077
3	16:28:48.866	1:01.363	19.511	23.634	18.218	97.540	89.002
4	16:29:49.673	1:00.807	19.624	23.027	18.156	96.558	88.884
5	16:30:49.994	1:00.321	19.552	22.753	18.016	97.824	90.077
6	16:31:52.382	1:02.388	19.788	24.127	18.473	93.857	88.884
7	16:32:53.495	1:01.113	19.824	23.215	18.074	95.731	88.183
8	16:33:54.335	1:00.840	19.618	23.118	18.104	96.143	88.532
9	16:34:54.691	1:00.356	19.517	22.765	18.074	97.257	88.649
10	16:35:55.601	1:00.910	19.564	23.321	18.025	94.651	88.299

(17) Billy WAIT							
1	16:26:44.804	1:04.075	21.176	24.127	18.772	92.308	88.649
2	16:27:46.360	1:01.556	19.849	23.628	18.079	95.595	91.055
3	16:28:47.330	1:00.970	19.423	23.284	18.263	97.540	90.932
4	16:29:48.251	1:00.921	19.551	23.341	18.029	94.785	92.308
5	16:30:49.441	1:01.190	19.595	23.596	17.999	95.188	91.677
6	16:31:52.382	1:02.941	19.957	24.433	18.551	93.076	87.952
7	16:32:55.095	1:02.713	20.214	24.031	18.468	93.857	90.686
8	16:33:57.000	1:01.905	19.675	23.794	18.436	93.726	88.532
9	16:34:58.910	1:01.910	19.962	23.724	18.224	94.120	88.532
10	16:36:03.133	1:04.223	19.975	23.708	20.540	95.188	85.706

(46) Ross McCULLOCH							
1	16:26:45.489	1:02.690	20.557	23.743	18.390	97.540	91.928
2	16:27:47.029	1:01.540	19.630	23.711	18.199	97.399	91.677
3	16:28:49.007	1:01.978	19.623	24.085	18.270	97.540	92.690
4	16:29:50.688	1:01.681	19.937	23.439	18.305	96.836	90.932
5	16:30:51.492	1:00.804	19.567	23.243	17.994	96.419	90.564
6	16:31:53.269	1:01.777	19.771	23.511	18.495	96.836	90.932
7	16:32:54.986	1:01.717	19.849	23.685	18.183	97.117	89.120
8	16:33:57.522	1:02.536	20.741	23.536	18.259	96.836	89.358
9	16:34:59.462	1:01.940	20.502	23.137	18.301	97.967	90.198
10	16:36:04.304	1:04.842	19.709	23.520	21.613	94.785	82.543

(7) Andrew DUNN							
1	16:26:43.960	1:03.435	21.249	24.391	17.795	97.117	91.552
2	16:27:45.726	1:01.766	19.633	23.683	18.450	95.323	93.988
3	16:28:47.161	1:01.435	19.763	23.500	18.172	97.399	92.562
4	16:29:47.973	1:00.812	19.382	23.483	17.947	93.595	93.205
5	16:30:49.094	1:01.121	19.696	23.441	17.984	96.836	91.802
6	16:31:49.924	1:00.830	19.496	23.371	17.963	98.111	90.686
7	16:32:51.782	1:01.858	19.882	23.981	17.995	96.697	89.239
8	16:33:53.025	1:01.243	19.659	23.630	17.954	96.836	91.055
9	16:34:56.314	1:03.289	19.741	23.373	20.175	97.540	87.494
10	16:35:59.390	1:03.076	20.474	24.001	18.601	95.459	89.836

(77) Allan CLARKE							
-------------------	--	--	--	--	--	--	--

Clerk of the Course.

Orbits

Sig : Time :
 Chief Timekeeper : Ian Sharp (SMART Timing)

Results available at www.mylaps.com and www.smart-timing.co.uk

Printed: 02/05/2016 09:43:49





SMRC May Day Race Meeting

Lapchart

Scottish Legends Championship

Knockhill 1.267 miles

Race 14 - Final

01/05/2016 16:40

Race (10 Laps) started at 16:25:39

Competitors	Laps										
	0	1	2	3	4	5	6	7	8	9	10
Andrew DUNN (7)	1	7	7	6	6	6	6	6	6	6	6
Billy WAIT (17)	2	17	52	52	52	52	52	52	52	52	52
David HUNTER (6)	3	6	6	7	7	7	7	7	7	7	71
Ryan McLEISH (71)	4	71	17	17	17	17	17	71	71	7	7
Stewart BLACK (52)	5	52	46	46	71	71	71	46	17	17	17
Allan CLARKE (77)	6	77	71	71	46	46	46	17	46	46	46
Ross McCULLOCH (46)	7	46	77	77	77	77	77	77	77	77	77
-	8										

Margin of Victory	Avg. Speed	Best Lap Tm	Best Speed	Best Lap by
3.656	74.647	1:00.321	75.609	71 - Ryan McLEISH

Clerk of the Course.

Orbits

Sig : Time :
Chief Timekeeper : Ian Sharp (SMART Timing)

Results available at www.mylaps.com and www.smart-timing.co.uk

Printed: 02/05/2016 09:44:08



Scottish Legends Championship

2016

Pos	No.	Name	Total	Diff	Gap	#1	#2	#3	#4	#5	#6
						Total	Total	Total	Total	Total	Total
1	6	David HUNTER	1170	0	0	200	185	185	200	200	200
2	52	Stewart BLACK	975	195	195	110	160	150	185	185	185
3	7	Andrew DUNN	930	240	45	150	170	170	140	160	140
4	71	Ryan McLEISH	870	300	60	130	130	130	170	140	170
5	46	Ross McCULLOCH	780	390	90	100	110	100	150	170	150
6	17	Billy WAIT	755	415	25	170	5	110	160	150	160
7	77	Allan CLARKE	650	520	105	90	100	90	120	120	130
8	88	Jeff PRITCHARD	620	550	30	120	120	120	130	130	x
9	1	John PATERSON	595	575	25	185	200	200	5	5	0
10	37	Ivor GREENWOOD	470	700	125	160	150	160	x	x	x
11	38	Pino PALAZZO	420	750	50	140	140	140	x	x	x

Event Legend

#1	03/04/2016	SMRC Spring Race Meeting	#4	01/05/2016	SMRC May Day Race Meeting
#2	03/04/2016	SMRC Spring Race Meeting	#5	01/05/2016	SMRC May Day Race Meeting
#3	03/04/2016	SMRC Spring Race Meeting	#6	01/05/2016	SMRC May Day Race Meeting

Championship points are unofficial and given as an indication only.

Official Championship points will be published on the SMRC Website.



SMRC May Day Race Meeting

Sorted on Laps

Scottish Fiesta Championship

Knockhill 1.267 miles

Race 15 - 2nd Race

01/05/2016 17:05

Race (14 Laps) started at 16:43:20

Pos	No.	Name	Make/Model	CC	Class Code	Laps	Total Tm	Diff	Best Tm	In Lap	Best Speed
1	7	Kevin WHYTE	Ford Fiesta ST	2000	ST	14	16:36.972		1:02.104	2	73.439
2	1	Wayne MacCAULAY	Ford Fiesta ST	2000	ST	14	16:37.153	0.181	1:02.279	10	73.232
3	55	Stephen WARD	Ford Fiesta ST	2000	ST	14	16:52.477	15.505	1:03.389	2	71.950
4	67	George RUNCIE	Ford Fiesta ST	2000	ST	14	16:53.136	16.164	1:03.383	5	71.957
5	37	Russell MORGAN	Ford Fiesta ST	2000	ST	14	16:53.694	16.722	1:03.675	2	71.627
6	50	Jim DEANS	Ford Fiesta XR2	1600	XR	14	16:54.221	17.249	1:03.690	11	71.610
7	24	Steven GRAY	Ford Fiesta XR2	1600	XR	14	16:54.511	17.539	1:03.655	10	71.649
8	81	Graeme CUTHBERT	Ford Fiesta XR2	1600	XRN	14	17:20.951	43.979	1:08.107	10	66.966
9	98	Gordon HASTON	Ford Fiesta XR2	1600	XRN	14	17:22.808	45.836	1:08.285	11	66.791
10	57	Alec TOWNLEY	Ford Fiesta XR2	1600	XRN	13	16:42.787	1 Lap	1:05.679	5	69.441
11	44	Robert KERR	Ford Fiesta XR2	1600	XRC	12	16:57.377	2 Laps	1:15.521	4	60.392

Not classified

DNF	22	Gavin BUTTERWORTH	Ford Fiesta XR2	1600	XR	12	15:18.556	DNF	1:03.933	4	71.338
DNF	28	David TAYLOR	Ford Fiesta XR2	1600	XRN	12	15:39.088	DNF	1:11.401	3	63.876
DNF	18	Barry FARQUHARSON	Ford Fiesta XR2	1600	XRN	11	13:48.749	DNF	1:04.838	5	70.342
DNF	19	Josh ORR	Ford Fiesta ST	2000	Guest	4	4:14.536	DNF	1:02.097	2	73.447

Announcements

Race distance increased to 14 Laps - 2 laps completed behind the Safety Car.

Margin of Victory	Avg. Speed	Best Lap Tm	Best Speed	Best Lap by
0.181	64.046	1:02.097	73.447	19 - Josh ORR

Clerk of the Course.

Orbits

Sig : Time :
 Chief Timekeeper : Ian Sharp (SMART Timing)

Results available at www.mylaps.com and www.smart-timing.co.uk

Printed: 02/05/2016 09:18:26





SMRC May Day Race Meeting

Scottish Fiesta Championship

Knockhill 1.267 miles

Race 15 - 2nd Race

01/05/2016 17:05

Race (14 Laps) started at 16:43:20

Lap	Time of Day	Lap Tm	S1	S2	S3	S3Spd	SFSpd	Lap	Time of Day	Lap Tm	S1	S2	S3	S3Spd	SFSpd
(7) Kevin WHYTE								(50) Jim DEANS							
1	16:44:27.094			23.359	18.678	93.076	81.938	9	16:54:51.571	1:06.882	21.747	24.548	20.587	87.380	77.851
2	16:45:29.198	1:02.104	19.960	23.328	18.816	92.054	81.146	10	16:55:55.283	1:03.712	20.622	23.982	19.108	90.077	80.465
3	16:46:31.938	1:02.740	20.314	23.518	18.908	91.303	79.985	11	16:56:59.415	1:04.132	20.572	23.945	19.615	88.299	79.606
4	16:47:34.914	1:02.976	20.599	23.477	18.900	90.320	79.700	12	16:58:03.426	1:04.011	20.697	24.092	19.222	88.884	79.230
5	16:48:38.452	1:03.538	20.935	23.786	18.817	90.320	80.465	13	16:59:08.317	1:04.891	20.899	24.748	19.244	88.532	80.465
6	16:50:10.335	1:31.883	30.080	35.423	26.380	56.679	48.593	14	17:00:14.426	1:06.109	21.625	24.645	19.839	89.239	78.032
7	16:52:01.245	1:50.910	39.134	40.772	31.004	51.941	46.281	(50) Jim DEANS							
8	16:53:38.640	1:37.395	38.606	38.264	20.525	56.204	81.639	1	16:44:30.521			24.164	19.655		75.317
9	16:54:41.040	1:02.400	20.008	23.542	18.850	89.836	81.244	2	16:45:34.937	1:04.416	20.911	23.889	19.616		76.259
10	16:55:43.299	1:02.259	20.054	23.399	18.806	90.809	81.048	3	16:46:39.227	1:04.290	20.766	23.966	19.558	87.040	75.572
11	16:56:45.982	1:02.683	20.044	23.690	18.949	90.077	80.561	4	16:47:43.370	1:04.143	20.644	23.903	19.596	86.814	76.694
12	16:57:48.999	1:03.017	20.304	23.709	19.004	90.198	80.368	5	16:48:47.406	1:04.036	20.697	23.836	19.503		76.086
13	16:58:54.631	1:05.632	20.432	26.205	18.995	86.035	80.465	6	16:50:16.139	1:28.733	26.549	36.504	25.680		51.941
14	16:59:57.704	1:03.073	20.120	23.794	19.159	89.716	80.176	7	16:52:07.175	1:51.036	39.725	39.527	31.784		43.435
(1) Wayne MacCAULAY								8	16:53:45.086	1:37.911	36.220	37.652	24.039	54.916	74.234
1	16:44:26.032			23.318	18.737	90.809	81.540	9	16:54:53.056	1:07.970	23.193	25.000	19.777		75.064
2	16:45:28.482	1:02.450	19.981	23.623	18.846	91.055	81.739	10	16:55:56.770	1:03.714	20.526	23.752	19.436		75.742
3	16:46:31.881	1:03.399	20.467	23.555	19.377	90.077	81.048	11	16:57:00.460	1:03.690	20.412	23.815	19.463	85.487	76.958
4	16:47:35.623	1:03.742	21.516	23.477	18.749	91.928	81.441	12	16:58:04.744	1:04.284	20.365	24.201	19.718	85.706	76.607
5	16:48:38.692	1:03.069	20.505	23.744	18.820	91.427	81.839	13	16:59:09.623	1:04.879	20.368	24.922	19.589		76.345
6	16:50:11.672	1:32.980	30.920	35.380	26.680	56.393	43.833	14	17:00:14.953	1:05.330	20.712	24.495	20.123		76.000
7	16:52:02.711	1:51.039	38.697	40.797	31.545	60.403	43.775	(24) Steven GRAY							
8	16:53:39.012	1:36.301	37.513	38.204	20.584	54.782	81.839	1	16:44:31.808			24.427	19.663	86.257	75.317
9	16:54:41.456	1:02.444	19.874	23.708	18.862	90.686	81.639	2	16:45:37.578	1:05.770	22.203	24.164	19.403	86.035	76.782
10	16:55:43.735	1:02.279	19.869	23.528	18.882	90.932	81.441	3	16:46:41.759	1:04.181	20.627	24.026	19.528	84.946	76.345
11	16:56:46.278	1:02.543	19.929	23.753	18.861	89.957	81.146	4	16:47:45.426	1:03.667	20.612	23.643	19.412	86.257	76.694
12	16:57:49.324	1:03.046	20.347	23.721	18.978	90.564	81.540	5	16:48:49.103	1:03.677	20.648	23.664	19.365	86.257	76.870
13	16:58:55.083	1:05.759	20.408	26.289	19.062	86.146	80.755	6	16:50:16.968	1:27.865	26.066	36.155	25.644	60.025	53.176
14	16:59:57.885	1:02.802	19.913	23.777	19.112	89.477	81.441	7	16:52:08.474	1:51.506	40.477	39.173	31.856	45.964	41.942
(55) Stephen WARD								8	16:53:45.866	1:37.392	35.833	37.840	23.719	57.554	73.989
1	16:44:29.138			24.268	19.143		80.368	9	16:54:52.227	1:06.361	22.164	24.763	19.434	84.200	77.047
2	16:45:32.527	1:03.389	20.552	23.847	18.990		80.658	10	16:55:55.882	1:03.655	20.537	23.762	19.356	86.814	76.958
3	16:46:36.274	1:03.747	20.870	23.837	19.040		80.950	11	16:56:59.872	1:03.990	20.565	23.832	19.593	85.815	76.694
4	16:47:40.097	1:03.823	20.774	23.934	19.115		81.048	12	16:58:04.333	1:04.461	20.627	24.363	19.471	85.270	76.694
5	16:48:44.117	1:04.020	21.019	24.015	18.986		80.465	13	16:59:10.324	1:05.991	20.604	25.485	19.902	82.341	76.432
6	16:50:13.075	1:28.958	27.428	36.622	24.908		51.661	14	17:00:15.243	1:04.919	21.167	24.130	19.622	85.706	72.785
7	16:52:03.978	1:50.903	39.242	40.871	30.790		43.976	(81) Graeme CUTHBERT							
8	16:53:44.081	1:40.103	37.810	37.730	24.563		75.402	1	16:44:36.232			26.266	20.957	81.146	74.152
9	16:54:50.254	1:06.173	21.627	24.936	19.610		80.561	2	16:45:44.502	1:08.270	22.386	25.489	20.395	83.054	73.826
10	16:55:53.989	1:03.735	20.647	23.932	19.156		81.441	3	16:46:53.493	1:08.991	22.486	26.007	20.498	82.747	73.907
11	16:56:58.011	1:04.022	20.595	24.245	19.182		81.146	4	16:48:01.808	1:08.315	22.116	25.916	20.283	82.442	73.583
12	16:58:02.356	1:04.345	20.925	24.330	19.090		81.540	5	16:49:12.437	1:10.629	23.022	25.909	21.698	82.951	69.686
13	16:59:07.970	1:05.614	21.214	24.726	19.674		79.700	6	16:50:30.028	1:17.591	26.776	29.402	21.413	75.402	70.863
14	17:00:13.209	1:05.239	21.249	24.600	19.390		80.658	7	16:52:11.445	1:41.417	30.816	38.574	32.027	47.426	48.418
(67) George RUNCIE								8	16:53:49.263	1:37.818	35.759	37.109	24.950	55.830	71.773
1	16:44:32.241			24.656	19.345	88.299	79.323	9	16:54:58.947	1:09.684	22.616	26.642	20.426	80.658	73.664
2	16:45:36.844	1:04.603	21.411	24.053	19.139	89.836	79.985	10	16:56:07.054	1:08.107	22.100	25.766	20.241	82.747	73.989
3	16:46:40.857	1:04.013	20.819	24.115	19.079		80.368	11	16:57:15.239	1:08.185	21.918	25.755	20.512	82.645	74.730
4	16:47:44.422	1:03.565	20.642	23.989	18.934	89.957	80.176	12	16:58:24.092	1:08.853	22.072	26.593	20.188	80.755	74.813
5	16:48:47.805	1:03.383	20.680	23.688	19.015		78.305	13	16:59:33.526	1:09.434	21.841	26.762	20.831	81.244	75.317
6	16:50:16.523	1:28.718	26.712	36.273	25.733	55.415	51.821	14	17:00:41.683	1:08.157	21.632	26.188	20.337	81.244	72.785
7	16:52:07.845	1:51.322	39.995	39.322	32.005	44.738	41.942	(98) Gordon HASTON							
8	16:53:45.128	1:37.283	35.971	37.653	23.659	55.784	78.123	1	16:44:39.561			27.615	21.243		69.614
9	16:54:51.186	1:06.058	22.116	24.051	19.891	89.477	77.761	2	16:45:50.036	1:10.475	22.859	26.957	20.659		70.640
10	16:55:54.745	1:03.559	20.446	23.750	19.363	89.358	77.761	3	16:46:59.377	1:09.341	22.928	25.881	20.532		71.164
11	16:56:59.057	1:04.312	20.620	24.264	19.428	87.380	78.857	4	16:48:08.799	1:09.422	22.442	26.417	20.563		70.863
12	16:58:02.994	1:03.937	20.801	23.811	19.325		79.136	5	16:49:21.329	1:12.530			20.899		69.904
13	16:59:07.803	1:04.809	20.986	24.486	19.337		79.136	6	16:50:39.351	1:18.022		29.258	22.037		66.509
14	17:00:13.868	1:06.065	21.918	24.479	19.668		78.672	7	16:52:12.225	1:32.874	26.040	34.799	32.035		45.528
(37) Russell MORGAN								8	16:53:49.733	1:37.508	36.068	36.683	24.757		68.060
1	16:44:29.682			24.277	19.287	90.198	79.890	9	16:54:59.590	1:09.857	22.903	26.388	20.566		71.013
2	16:45:33.357	1:03.675	20.575	23.871	19.229	90.198	78.857	10	16:56:08.041	1:08.451	22.349	25.710	20.392		70.714
3	16:46:37.493	1:04.136	20.769	23.940	19.427	89.239	79.323	11	16:57:16.326	1:08.285	22.146	25.542	20.597		70.050
4	16:47:41.391	1:03.898	20.767	23.842	19.289	90.198	80.081	12	16:58:24.813	1:08.487	22.330	25.835	20.322		71.927
5	16:48:45.164	1:03.773	20.726	23.728	19.319	89.358	79.417</								



SMRC May Day Race Meeting

Scottish Fiesta Championship

Knockhill 1.267 miles

Race 15 - 2nd Race

01/05/2016 17:05

Race (14 Laps) started at 16:43:20

Lap	Time of Day	Lap Tm	S1	S2	S3	S3Spd	SFSpd	Lap	Time of Day	Lap Tm	S1	S2	S3	S3Spd	SFSpd
3	16:46:49.819	1:06.584	21.883	24.700	20.001	83.260	75.487								
4	16:47:55.928	1:06.109	21.696	24.517	19.896	83.675	75.317								
5	16:49:01.607	1:05.679	21.474	24.380	19.825	83.467	75.402								
6	16:50:19.530	1:17.923	23.199	28.754	25.970	64.527	48.175								
7	16:52:10.709	1:51.179	40.333	38.896	31.950	46.217	46.473								
8	16:54:26.809	2:16.100	35.675	37.216	1:03.209	55.599	70.789								
9	16:55:33.855	1:07.046	22.481	24.540	20.025	82.747	75.317								
10	16:56:40.694	1:06.839	21.810	24.896	20.133	82.543	74.647								
11	16:57:47.754	1:07.060	22.173	24.819	20.068	82.039	75.742								
12	16:58:56.885	1:09.131	22.733	25.888	20.510	80.465	75.148								
13	17:00:03.519	1:06.634	21.778	24.695	20.161	83.054	75.317								

(44) Robert KERR

1	16:44:46.142			29.900	23.575	68.060	61.965								
2	16:46:05.359	1:19.217	26.206	29.804	23.207	69.326	62.022								
3	16:47:23.829	1:18.470	25.167	29.700	23.603	68.268	64.279								
4	16:48:39.350	1:15.521	24.521	28.350	22.650	71.013	64.279								
5	16:50:12.365	1:33.015	30.974	35.380	26.661	58.253	45.776								
6	16:52:03.268	1:50.903	38.853	40.852	31.198	56.393	44.383								
7	16:53:44.409	1:41.141	37.996	37.926	25.219	52.469	63.609								
8	16:55:03.425	1:19.016	25.845	29.930	23.241	72.081	61.737								
9	16:56:21.046	1:17.621	25.803	28.845	22.973	71.013	64.838								
10	16:57:38.083	1:17.037	24.437	29.898	22.702	69.831	64.218								
11	16:58:58.619	1:20.536	25.048	31.748	23.740	68.060	66.181								
12	17:00:18.109	1:19.490	24.112	29.539	25.839	68.899	61.454								

(22) Gavin BUTTERWORTH

1	16:44:33.681			25.728	19.961		75.148								
2	16:45:38.726	1:05.045	21.063	24.143	19.839		76.086								
3	16:46:42.848	1:04.122			19.674		76.172								
4	16:47:46.781	1:03.933		23.700	19.553		76.086								
5	16:48:50.842	1:04.061	20.649	23.663	19.749		71.927								
6	16:50:17.468	1:26.626	25.073	36.432	25.121		56.298								
7	16:52:09.214	1:51.746	40.631	39.139	31.976		42.180								
8	16:53:57.657	1:48.443	36.035	37.364	35.044		71.773								
9	16:55:05.628	1:07.971			20.067		75.402								
10	16:56:13.002	1:07.374		24.500	20.013		75.914								
11	16:57:17.979	1:04.977	20.740	24.460	19.777		76.086								
12	16:58:39.288	1:21.309			29.191		29.215								

(28) David TAYLOR

1	16:44:39.956			27.675	21.828		69.542								
2	16:46:12.532	1:32.576	42.302	28.699	21.575	76.086	69.398								
3	16:47:23.933	1:11.401	23.180	26.587	21.634	77.491	67.108								
4	16:48:35.360	1:11.427	23.119	26.763	21.545		69.326								
5	16:49:57.874	1:22.514	25.521	31.730	25.263		45.558								
6	16:51:18.745	1:20.871	29.876	28.776	22.219		65.153								
7	16:52:36.132	1:17.387	27.257	28.219	21.911		67.513								
8	16:53:51.768	1:15.636	24.959	28.290	22.387	71.850	63.190								
9	16:55:08.065	1:16.297	24.423	29.468	22.406	69.977	64.403								
10	16:56:24.471	1:16.406	24.053	29.840	22.513	73.502	67.242								
11	16:57:41.422	1:16.951	24.754	29.875	22.322		67.108								
12	16:58:59.820	1:18.398	24.015	30.707	23.676		45.190								

(18) Barry FARQUHARSON

1	16:44:32.426			24.797	20.324	83.571	74.481								
2	16:45:38.906	1:06.480	21.839	24.508	20.133	84.518	72.864								
3	16:46:44.440	1:05.534	21.096	24.419	20.019	84.839	74.316								
4	16:47:49.526	1:05.086	20.759	24.425	19.902	84.946	74.981								
5	16:48:54.364	1:04.838	20.657	24.230	19.951	84.518	74.399								
6	16:50:18.675	1:24.311	22.209	36.441	25.661	59.335	51.582								
7	16:52:10.062	1:51.387	40.430	39.092	31.865	46.896	43.833								
8	16:53:47.397	1:37.335	35.914	37.238	24.183	54.250	70.938								
9	16:54:54.614	1:07.217	22.111	24.753	20.353	84.946	72.314								
10	16:56:01.889	1:07.275	21.594	25.498	20.183	81.938	73.907								
11	16:57:09.481	1:07.592	21.198	25.459	20.935	81.938	74.234								

(19) Josh ORR

1	16:44:26.623			23.322	18.687	91.802	82.039								
2	16:45:28.720	1:02.097	19.899	23.367	18.831	91.179	82.849								
3	16:46:31.875	1:03.155	20.459	23.692	19.004	91.427	79.511								
4	16:47:35.268	1:03.393	21.260	23.468	18.665	91.928	81.639								

Clerk of the Course.

 Sig : _____ Time : _____
 Chief Timekeeper : Ian Sharp (SMART Timing)

 Results available at www.mylaps.com and www.smart-timing.co.uk

Orbits





SMRC May Day Race Meeting

Lapchart


Scottish Fiesta Championship

Knockhill 1.267 miles

Race 15 - 2nd Race

01/05/2016 17:05

Race (14 Laps) started at 16:43:20



Competitors	Laps														
	1	2	3	4	5	6	7	8	9	10	11	12	13	14	
Wayne MacCAULAY (1)	1	1	19	7	7	7	7	7	7	7	7	7	7	7	
Josh ORR (19)	2	19	19	1	19	1	1	1	1	1	1	1	1	1	
Kevin WHYTE (7)	3	7	7	7	1	55	55	55	55	55	55	55	67	55	
Stephen WARD (55)	4	55	55	55	55	37	37	37	37	67	67	67	67	55	67
Russell MORGAN (37)	5	37	37	37	37	50	50	50	50	37	37	37	37	37	
Jim DEANS (50)	6	50	50	50	50	67	67	67	67	24	24	24	24	50	50
Steven GRAY (24)	7	24	67	67	67	24	24	24	24	50	50	50	50	24	24
George RUNCIE (67)	8	67	24	24	24	22	22	22	18	18	18	18	81	81	81
Barry FARQUHARSON (18)	9	18	22	22	22	18	18	18	81	81	81	81	98	98	98
Gavin BUTTERWORTH (22)	10	22	18	18	18	57	57	57	98	98	98	98	22	57	
Alec TOWNLEY (57)	11	57	57	57	57	81	81	81	28	22	22	22	22	57	
Graeme CUTHBERT (81)	12	81	81	81	81	98	98	98	22	28	28	28	28	28	
Gordon HASTON (98)	13	98	98	98	98	28	28	28	57	57	57	57	57	44	
David TAYLOR (28)	14	28	44	44	28	44	44	44	44	44	44	44	44	44	
Robert KERR (44)	15	44	28	28	44										

Margin of Victory	Avg. Speed	Best Lap Tm	Best Speed	Best Lap by
0.181	64.046	1:02.097	73.447	19 - Josh ORR

Clerk of the Course.

Orbits

Sig : Time :
 Chief Timekeeper : Ian Sharp (SMART Timing)

Results available at www.mylaps.com and www.smart-timing.co.uk

Printed: 02/05/2016 09:19:11



Race Results



Bulletin No. _____

SMRC May Day Race Meeting

Sorted on Laps

Scottish BMW Compact Cup

Knockhill 1.267 miles

Race 16 - 2nd Race

01/05/2016 17:30

Race (12 Laps) started at 17:11:43

Pos	No.	Name	Make/Model	CC	Class Code	Laps	Total Tm	Diff	Best Tm	In Lap	Best Speed
1	85	Gary CLARK	BMW Compact	1900	BMWCC	12	12:46.688		1:03.101	9	72.278
2	72	Cliff HARPER	BMW Compact	1900	BMWCC	12	12:51.792	5.104	1:03.507	8	71.816
3	75	Michael COURTS	BMW Compact	1900	BMWCC	12	12:55.191	8.503	1:03.415	8	71.921
4	14	Lee ELRICK	BMW Compact	1900	BMWCCN	12	12:55.308	8.620	1:03.403	5	71.934
5	91	Neil MacINNES	BMW Compact	1900	BMWCCN	12	12:56.153	9.465	1:04.017	5	71.244
6	40	Steven GOLDIE	BMW Compact	1900	BMWCCN	12	12:57.047	10.359	1:03.643	8	71.663
7	35	Martin BUCHAN	BMW Compact	1900	BMWCCN	12	13:05.062	18.374	1:04.480	7	70.733
8	84	Robert MARSHALL	BMW Compact	1900	BMWCCN	12	13:06.782	20.094	1:04.098	12	71.154
9	32	Liam GRANT	BMW Compact	1900	BMWCCN	12	13:10.921	24.233	1:04.223	6	71.016
10	77	Ashleigh MORRIS	BMW Compact	1900	BMWCC	12	13:12.142	25.454	1:04.736	4	70.453
11	90	Richard SUTHERLAND	BMW Compact	1900	BMWCCN	12	13:13.753	27.065	1:04.148	9	71.099
12	23	David McNAUGHTON	BMW Compact	1900	BMWCC	12	13:14.466	27.778	1:03.373	6	71.968
13	4	Ray McDOWALL	BMW Compact	1900	BMWCC	12	13:14.514	27.826	1:04.368	9	70.856
14	53	Andrew MACKIE	BMW Compact	1900	BMWCCN	12	13:22.031	35.343	1:04.552	11	70.654
15	99	Philip WEBSTER	BMW Compact	1900	BMWCCN	12	13:29.198	42.510	1:04.668	7	70.527
16	66	Ross JOHNSTONE	BMW Compact	1900	BMWCCN	12	13:51.585	1:04.897	1:06.816	10	68.260
17	55	Gordon McSHANNOCK	BMW Compact	1900	BMWCC	12	13:54.458	1:07.770	1:07.998	11	67.073

Not classified

DNF	44	Ryan STIRLING	BMW Compact	1900	BMWCC	8	8:53.650	DNF	1:04.352	5	70.873
DNF	81	Douglas SIMPSON	BMW Compact	1900	BMWCCN			DNF		0	-
DNS	57	Daniel CORMACK	BMW Compact	1900	BMWCCN			DNS		0	-

Margin of Victory	Avg. Speed	Best Lap Tm	Best Speed	Best Lap by
5.104	71.385	1:03.101	72.278	85 - Gary CLARK

Clerk of the Course.

Orbits

Sig : Time :
Chief Timekeeper : Ian Sharp (SMART Timing)Results available at www.mylaps.com and www.smart-timing.co.uk

Printed: 02/05/2016 08:53:04





SMRC May Day Race Meeting

Scottish BMW Compact Cup

Knockhill 1.267 miles

Race 16 - 2nd Race

01/05/2016 17:30

Race (12 Laps) started at 17:11:43

Lap	Time of Day	Lap Tm	S1	S2	S3	S3Spd	SFSpd	Lap	Time of Day	Lap Tm	S1	S2	S3	S3Spd	SFSpd
(85) Gary CLARK															
1	17:12:51.086			24.115	19.623	86.702	78.123	3	17:15:04.340	1:05.756	21.847	24.096	19.813	89.836	79.606
2	17:13:55.182	1:04.096	20.650	24.073	19.373	87.153	78.950	4	17:16:08.847	1:04.507	20.817	24.153	19.537	90.564	79.795
3	17:14:58.296	1:03.114	20.290	23.605	19.219		79.417	5	17:17:12.731	1:03.884	20.489	23.871	19.524	90.686	79.606
4	17:16:01.908	1:03.612	20.527	23.780	19.305	87.952	79.230	6	17:18:16.754	1:04.023	20.520	24.078	19.425	90.442	79.700
5	17:17:05.465	1:03.557	20.564	23.666	19.327		79.230	7	17:19:20.975	1:04.221	20.619	24.195	19.407	90.077	79.795
6	17:18:09.422	1:03.957	20.728	23.834	19.395		78.580	8	17:20:24.618	1:03.643	20.442	23.929	19.272	90.320	80.272
7	17:19:12.677	1:03.255	20.396	23.548	19.311	88.767	79.511	9	17:21:28.470	1:03.852	20.409	24.073	19.370	90.077	79.890
8	17:20:16.302	1:03.625	20.580	23.737	19.308	89.836	79.606	10	17:22:32.784	1:04.314	20.388	24.460	19.466	90.320	80.081
9	17:21:19.403	1:03.101	20.333	23.597	19.171		79.985	11	17:23:36.710	1:03.926	20.355	24.205	19.366	90.320	79.511
10	17:22:22.993	1:03.590	20.369	23.750	19.471	87.837	79.795	12	17:24:40.643	1:03.933	20.425	24.092	19.416	89.957	80.081
11	17:23:26.284	1:03.291	20.399	23.666	19.226	88.884	79.417	(35) Martin BUCHAN							
12	17:24:30.284	1:04.000	20.293	23.607	20.100	89.239	76.172	1	17:12:55.205			25.486	19.885		77.941
(72) Cliff HARPER															
1	17:12:53.538		24.947	19.639	90.077	78.214		2	17:13:59.870	1:04.665	20.669	24.191	19.805		78.672
2	17:13:58.299	1:04.761	20.974	24.272	19.515	90.320	79.417	3	17:15:05.235	1:05.365	21.304	24.391	19.670		78.672
3	17:15:02.199	1:03.900	20.558	24.142	19.200	89.716	79.795	4	17:16:09.762	1:04.527	20.706	24.344	19.477		78.857
4	17:16:05.728	1:03.529	20.516	23.849	19.164	90.932	79.511	5	17:17:14.873	1:05.111	20.555	24.975	19.581		79.043
5	17:17:09.486	1:03.758	20.495	23.864	19.399	90.932	79.136	6	17:18:19.659	1:04.786	21.156	24.070	19.560		78.672
6	17:18:13.457	1:03.971	20.604	23.937	19.430	90.932	79.417	7	17:19:24.139	1:04.480	20.840	23.978	19.662		78.488
7	17:19:16.985	1:03.528	20.463	23.847	19.218	90.077	79.323	8	17:20:29.496	1:05.357	21.353	24.180	19.824		78.305
8	17:20:20.492	1:03.507	20.494	23.846	19.167	89.957	79.606	9	17:21:34.393	1:04.897	20.841	24.453	19.603		78.123
9	17:21:24.113	1:03.621	20.566	23.797	19.258	89.836	79.795	10	17:22:39.367	1:04.974	20.938	24.385	19.651		77.941
10	17:22:27.748	1:03.635	20.461	23.908	19.266	90.198	79.230	11	17:23:44.007	1:04.640	20.671	24.343	19.626		77.851
11	17:23:31.273	1:03.525	20.570	23.806	19.149	89.957	79.417	12	17:24:48.658	1:04.651	20.704	24.264	19.683		78.032
12	17:24:35.388	1:04.115	20.820	23.962	19.333	89.596	79.795	(84) Robert MARSHALL							
(75) Michael COURTS															
1	17:12:54.259		25.104	19.562	90.077	80.368		1	17:12:56.989			26.102	20.114		77.671
2	17:13:58.990	1:04.731	21.035	24.112	19.584	89.836	80.081	2	17:14:01.934	1:04.945	20.679	24.129	20.137		77.671
3	17:15:04.110	1:05.120	21.211	23.862	20.047	90.564	79.795	3	17:15:07.148	1:05.214	20.937	24.071	20.206		79.230
4	17:16:08.131	1:04.021	20.683	23.972	19.366	90.686	80.081	4	17:16:11.767	1:04.619	20.554	23.904	20.161		79.230
5	17:17:11.743	1:03.612	20.316	23.857	19.439	90.932	79.890	5	17:17:15.922	1:04.155	20.510	23.827	19.818		79.323
6	17:18:15.214	1:03.471	20.340	23.839	19.292	91.055	80.465	6	17:18:20.368	1:04.446	20.806	23.788	19.852		79.606
7	17:19:18.897	1:03.683	20.512	23.886	19.285	90.442	79.985	7	17:19:26.567	1:06.199	20.891	23.883	21.425		77.224
8	17:20:22.312	1:03.415	20.454	23.605	19.356	87.040	80.658	8	17:20:33.191	1:06.624	21.683	25.329	19.612		79.985
9	17:21:26.089	1:03.777	20.592	23.692	19.493	91.055	80.081	9	17:21:37.788	1:04.597	20.909	24.061	19.627	88.649	79.795
10	17:22:30.242	1:04.153	20.469	24.038	19.646	90.686	79.417	10	17:22:41.997	1:04.209	20.649	24.008	19.552		79.136
11	17:23:34.563	1:04.321	20.782	24.146	19.393	89.477	80.176	11	17:23:46.280	1:04.283	20.656	23.992	19.635		78.672
12	17:24:38.787	1:04.224	20.428	24.049	19.747	89.836	79.700	12	17:24:50.378	1:04.098	20.552	23.836	19.710		78.950
(14) Lee ELRICK															
1	17:12:53.938		24.834	19.819	89.477	78.857		(32) Liam GRANT							
2	17:13:58.682	1:04.744	21.001	24.038	19.705	90.320	79.511	1	17:12:58.242			26.428	20.116	85.925	79.043
3	17:15:03.855	1:05.173	20.640	24.406	20.127	87.494	79.511	2	17:14:03.208	1:04.966	20.692	24.471	19.803	89.002	79.890
4	17:16:07.561	1:03.706	20.491	23.865	19.350	90.442	79.700	3	17:15:08.244	1:05.036	20.691	24.525	19.820	89.477	80.272
5	17:17:10.964	1:03.403	20.474	23.667	19.262	90.320	79.606	4	17:16:12.852	1:04.608	20.635	24.364	19.609	89.596	80.368
6	17:18:14.519	1:03.555	20.452	23.837	19.266	89.957	79.890	5	17:17:17.814	1:04.962	20.555	24.651	19.756	85.487	80.658
7	17:19:18.017	1:03.498	20.394	23.785	19.319	90.442	80.081	6	17:18:22.037	1:04.223	20.523	24.188	19.512	89.120	80.176
8	17:20:21.965	1:03.948	20.427	24.081	19.440	89.002	80.081	7	17:19:26.353	1:04.316	20.494	24.236	19.586	89.716	80.272
9	17:21:26.869	1:04.904	20.429	23.741	20.734	89.358	71.850	8	17:20:32.957	1:06.604	21.170	25.602	19.832	90.320	80.081
10	17:22:30.739	1:03.870	20.743	23.775	19.352	89.957	79.323	9	17:21:37.584	1:04.627	20.799	24.152	19.676	89.477	80.272
11	17:23:34.959	1:04.220	20.759	24.060	19.401	89.120	79.417	10	17:22:44.395	1:06.811	21.798	25.199	19.814	88.532	80.272
12	17:24:38.904	1:03.945	20.445	23.884	19.616	89.120	79.606	11	17:23:49.409	1:05.014	20.928	24.335	19.751	88.649	79.890
(91) Neil MacINNES															
1	17:12:51.571		24.000	19.655	90.077	79.985		12	17:24:54.517	1:05.108	20.912	24.197	19.999	88.649	79.230
2	17:13:56.085	1:04.514	20.716	24.153	19.645	90.442	80.176	(77) Ashleigh MORRIS							
3	17:15:00.693	1:04.608	20.427	24.383	19.798	89.239	79.890	1	17:12:59.491			25.517	20.569	89.002	78.123
4	17:16:05.117	1:04.424	20.522	24.243	19.659	89.716	79.890	2	17:14:05.226	1:05.735	21.582	24.363	19.790	89.120	79.323
5	17:17:09.134	1:04.017	20.368	24.085	19.564	89.477	80.176	3	17:15:10.236	1:05.010	20.883	24.391	19.736	88.416	79.700
6	17:18:13.622	1:04.488	20.466	24.136	19.886	89.596	79.795	4	17:16:14.972	1:04.736	20.793	24.170	19.773	89.239	79.511
7	17:19:17.655	1:04.033	20.515	24.063	19.455	90.686	80.368	5	17:17:19.806	1:04.834	21.032	24.123	19.679	89.239	80.176
8	17:20:21.680	1:04.025	20.495	23.967	19.563	89.836	80.465	6	17:18:25.325	1:05.519	21.505	24.374	19.640	89.002	79.323
9	17:21:25.745	1:04.065	20.340	23.944	19.781	89.836	79.985	7	17:19:30.278	1:04.953	20.954	24.265	19.734	89.120	79.606
10	17:22:30.429	1:04.684	20.477	24.038	20.169	89.596	79.136	8	17:20:35.341	1:05.063	21.227	24.201	19.635	89.836	80.176
11	17:23:35.636	1:05.207	20.929	24.555	19.723	90.320	79.795	9	17:21:40.098	1:04.757	20.861	24.276	19.620	89.596	80.272
12	17:24:39.749	1:04.113	20.497	24.029	19.587	89.596	79.985	10	17:22:45.765	1:05.667	21.117	24.687	19.863	88.183	79.606
(40) Steven GOLDIE															
1	17:12:53.635		25.030	19.963	88.649	79.417		11	17:23:50.503	1:04.738	21.032	24.099	19.607	89.239	80.176
2	17:13:58.584	1:04.949	20.572	24.234	20.143	89.477	79.043	12	17:24:55.738	1:05.235	21.033	24.326	19.876	89.002	79.511
(90) Richard SUTHERLAND															
1	17:12:55.544							1	17:12:55.544			25.041	19.684	89.002	78.305
2	17:14:00.007	1:04.463	20.752	24.093	19.618	89.477	79.511	2	17:14:00.007	1:04.463	20.752	24.093	19.618	89.477	79.511
3	17:15:04.653	1:04.646	20.876	23.904	19.866	90.077	78.580	3	17:15:04.653	1:04.646	20.876	23.904	19.866	90.077	78.580
4	17:16:09.264	1:04.611	21.021	23.918	19.672	90.198	79.323	4	17:16:09.264	1:04.611	21.021	23.918	19.672	90.198	79.323



SMRC May Day Race Meeting

Scottish BMW Compact Cup

Knockhill 1.267 miles

Race 16 - 2nd Race

01/05/2016 17:30

Race (12 Laps) started at 17:11:43

Lap	Time of Day	Lap Tm	S1	S2	S3	S3Spd	SFSpd	Lap	Time of Day	Lap Tm	S1	S2	S3	S3Spd	SFSpd
7	17:19:24.145	1:04.737	20.787	24.200	19.750	87.608	77.671	11	17:24:25.223	1:09.480	21.185	27.430	20.865	85.270	76.607
8	17:20:37.085	1:12.940	28.249	25.059	19.632	89.239	79.323	12	17:25:35.181	1:09.958	22.265	26.562	21.131	85.487	77.941
9	17:21:41.233	1:04.148	20.719	23.814	19.615	89.716	78.580								
10	17:22:46.394	1:05.161	20.976	24.251	19.934	88.649	79.985								
11	17:23:52.397	1:06.003	21.676	24.514	19.813	88.068	78.857								
12	17:24:57.349	1:04.952	21.043	24.269	19.640	87.266	77.581								

(23) David McNAUGHTON

1	17:12:58.648		27.420	25.690	19.886	87.040	78.123
2	17:14:03.888	1:05.240	21.849	23.901	19.490	90.320	79.230
3	17:15:09.160	1:05.272	21.016	24.241	20.015	89.957	78.305
4	17:16:13.222	1:04.062	20.867	23.883	19.312	89.716	79.417
5	17:17:17.482	1:04.260	20.366	24.483	19.411	87.494	78.950
6	17:18:20.855	1:03.373	20.356	23.806	19.211	89.957	79.985
7	17:19:25.139	1:04.284	20.776	23.768	19.740	89.716	78.672
8	17:20:42.004	1:16.865	30.736	26.138	19.991	84.200	77.402
9	17:21:46.227	1:04.223	20.860	23.934	19.429	88.767	77.941
10	17:22:50.221	1:03.994	20.678	23.902	19.414	89.002	78.950
11	17:23:54.004	1:03.783	20.436	23.999	19.348	88.532	79.230
12	17:24:58.062	1:04.058	20.360	24.006	19.692	89.358	79.230

(4) Ray McDOWALL

1	17:12:59.654			25.833	21.079	86.590	75.487
2	17:14:05.798	1:06.144	22.050	24.269	19.825	89.239	78.580
3	17:15:10.852	1:05.054	20.666	24.482	19.906	89.836	78.488
4	17:16:15.470	1:04.618	20.557	24.135	19.926	90.320	78.032
5	17:17:21.257	1:05.787	21.533	24.226	20.028	89.239	78.123
6	17:18:26.230	1:04.973	20.985	24.371	19.617	89.358	79.136
7	17:19:31.138	1:04.908	20.712	24.441	19.755	89.120	78.857
8	17:20:36.442	1:05.304	20.988	24.486	19.830	89.002	79.043
9	17:21:40.810	1:04.368	20.615	24.123	19.630	89.836	78.032
10	17:22:46.129	1:05.319	20.664	24.683	19.972	87.952	77.941
11	17:23:52.423	1:06.294	21.629	24.623	20.042	87.722	76.172
12	17:24:58.110	1:05.687	21.340	24.497	19.850	88.183	77.224

(53) Andrew MACKIE

1	17:12:58.739			26.242	20.418	86.479	78.580
2	17:14:03.715	1:04.976	21.101	24.058	19.817	88.767	79.417
3	17:15:09.150	1:05.435	20.789	24.457	20.189	87.952	79.795
4	17:16:14.135	1:04.985	21.129	24.270	19.586	88.884	79.606
5	17:17:29.816	1:15.681	30.797	25.186	19.698	87.722	79.700
6	17:18:35.043	1:05.227	21.162	24.346	19.719	88.299	79.606
7	17:19:39.903	1:04.860	20.897	24.177	19.786	88.299	79.890
8	17:20:45.181	1:05.278	20.994	24.620	19.664	87.040	80.081
9	17:21:50.041	1:04.860	20.879	24.314	19.667		79.795
10	17:22:54.723	1:04.682	20.909	24.175	19.598	90.442	79.795
11	17:23:59.275	1:04.552	20.772	24.050	19.730	87.952	79.700
12	17:25:05.627	1:06.352	21.409	25.003	19.940	88.068	79.700

(99) Philip WEBSTER

1	17:12:59.923			26.313	19.872	88.416	79.890
2	17:14:06.302	1:06.379	22.058	24.724	19.597	89.358	80.272
3	17:15:11.704	1:05.402	20.806	24.689	19.907	90.442	80.561
4	17:16:16.457	1:04.753	20.734	24.392	19.627	89.596	80.272
5	17:17:22.342	1:05.885	21.536	24.597	19.752	88.767	80.561
6	17:18:27.381	1:05.039	20.912	24.354	19.773	90.442	80.658
7	17:19:32.049	1:04.668	20.620	24.479	19.569	90.077	80.272
8	17:20:51.302	1:19.253	21.358	37.373	20.522	75.914	78.950
9	17:21:56.820	1:05.518	21.123	24.702	19.693	88.183	79.795
10	17:23:01.879	1:05.059	20.963	24.399	19.697	89.358	80.081
11	17:24:07.534	1:05.655	21.059	24.580	20.016	89.002	79.985
12	17:25:12.794	1:05.260	20.765	24.707	19.788	87.608	80.658

(66) Ross JOHNSTONE

1	17:13:03.193			27.156	20.969	84.839	77.313
2	17:14:12.140	1:08.947	22.379	26.183	20.385	85.596	78.032
3	17:15:20.347	1:08.207	21.839	26.135	20.233	86.368	78.397
4	17:16:28.056	1:07.709	21.715	25.719	20.275	86.257	77.491
5	17:17:35.893	1:07.837	21.979	25.364	20.494	86.146	77.047
6	17:18:46.137	1:10.244	23.769	26.240	20.235	85.925	78.032
7	17:19:54.016	1:07.879	21.786	25.456	20.637	86.257	76.086
8	17:21:01.643	1:07.627	21.881	25.171	20.175	86.368	77.761
9	17:22:08.927	1:07.284	21.505	25.628	20.515	86.814	78.580
10	17:23:15.743	1:06.816	21.415	25.241	20.160	87.040	77.941

(55) Gordon McSHANNOCK

1	17:13:03.914					27.608	20.568	84.518	76.870
2	17:14:13.439	1:09.525	22.707	26.425	20.393	85.925	77.047		
3	17:15:22.661	1:09.222	22.312	26.256	20.654	86.146	78.032		
4	17:16:30.931	1:08.270	22.181	25.674	20.415	86.702	77.671		
5	17:17:39.307	1:08.376	22.237	25.857	20.282	85.487	77.941		
6	17:18:47.563	1:08.256	22.228	25.917	20.111	86.814	78.305		
7	17:19:56.119	1:08.556	22.146	25.971	20.439	86.257	77.941		
8	17:21:04.683	1:08.564	22.150	25.844	20.570	86.368	78.214		
9	17:22:12.734	1:08.051	22.007	25.742	20.302	86.479	78.214		
10	17:23:21.381	1:08.647	22.182	25.885	20.580	86.257	78.214		
11	17:24:29.379	1:07.998	21.813	25.565	20.620	85.925	77.851		
12	17:25:38.054	1:08.675	22.618	25.633	20.424	86.257	78.214		

(44) Ryan STIRLING

1	17:12:56.073					25.116	19.950	90.564	79.230
2	17:14:01.960	1:05.887	20.858	24.929	20.100	83.989	78.950		
3	17:15:06.628	1:04.668	20.487	24.159	20.022		79.700		
4	17:16:11.042	1:04.414	20.655	24.014	19.745	90.809	80.272		
5	17:17:15.394	1:04.352	20.550	24.095	19.707	91.179	80.081		
6	17:18:20.166	1:04.772	20.831	24.074	19.867	92.435	79.795		
7	17:19:26.156	1:05.990	20.678	24.076	21.236	91.427	77.581		
8	17:20:37.246	1:11.090	20.893	25.715	24.482	90.809	48.664		

Clerk of the Course.

Sig : Time :
 Chief Timekeeper : Ian Sharp (SMART Timing)

Results available at www.mylaps.com and www.smart-timing.co.uk

Printed: 02/05/2016 09:21:27

Orbits





SMRC May Day Race Meeting

Lapchart


Scottish BMW Compact Cup

Knockhill 1.267 miles

Race 16 - 2nd Race

01/05/2016 17:30

Race (12 Laps) started at 17:11:43



Competitors	Laps	Laps											
		1	2	3	4	5	6	7	8	9	10	11	12
Gary CLARK (85)	1	85	85	85	85	85	85	85	85	85	85	85	85
Neil MacINNES (91)	2	91	91	91	91	91	72	72	72	72	72	72	72
Cliff HARPER (72)	3	72	72	72	72	72	91	91	91	91	75	75	75
Steven GOLDIE (40)	4	40	40	14	14	14	14	14	14	75	91	14	14
Lee ELRICK (14)	5	14	14	75	75	75	75	75	75	14	14	91	91
Michael COURTS (75)	6	75	75	40	40	40	40	40	40	40	40	40	40
Martin BUCHAN (35)	7	35	35	90	90	90	90	35	35	35	35	35	35
Richard SUTHERLAND (90)	8	90	90	35	35	35	35	90	32	32	84	84	84
Ryan STIRLING (44)	9	44	84	44	44	44	44	23	84	84	32	32	32
Robert MARSHALL (84)	10	84	44	84	84	84	84	44	77	77	77	77	77
Liam GRANT (32)	11	32	32	32	32	23	23	32	4	4	4	90	90
David McNAUGHTON (23)	12	23	53	53	23	32	32	84	90	90	90	4	23
Andrew MACKIE (53)	13	53	23	23	53	77	77	77	44	23	23	23	4
Ashleigh MORRIS (77)	14	77	77	77	77	4	4	4	23	53	53	53	53
Ray McDOWALL (4)	15	4	4	4	4	99	99	99	53	99	99	99	99
Philip WEBSTER (99)	16	99	99	99	99	53	53	53	99	66	66	66	66
Ross JOHNSTONE (66)	17	66	66	66	66	66	66	66	66	55	55	55	55
Gordon McSHANNOCK (55)	18	55	55	55	55	55	55	55	55				
-	19												
-	20												

Margin of Victory	Avg. Speed	Best Lap Tm	Best Speed	Best Lap by
5.104	71.385	1:03.101	72.278	85 - Gary CLARK

Clerk of the Course.

Orbits

Sig : Time :
Chief Timekeeper : Ian Sharp (SMART Timing)

Results available at www.mylaps.com and www.smart-timing.co.uk

Printed: 02/05/2016 08:53:44



Scottish BMW Compact Championship

2016

Pos	No.	Name	Total	Diff	Gap	#1	#2	#3	#4
						Total	Total	Total	Total
1	85	Gary CLARK	149	0	0	32	37	40	40
2	72	Cliff HARPER	137	12	12	35	35	30	37
3	91	Neil MacINNES	125	24	12	30	30	35	30
4	14	Lee ELRICK	125	24	0	29	32	32	32
5	40	Steven GOLDIE	123	26	2	28	29	37	29
6	75	Michael COURTS	104	45	19	18	22	29	35
7	23	David McNAUGHTON	100	49	4	37	40	0	23
8	35	Martin BUCHAN	100	49	0	21	24	27	28
9	90	Richard SUTHERLAND	100	49	0	25	25	26	24
10	32	Liam GRANT	90	59	10	19	21	24	26
11	53	Andrew MACKIE	89	60	1	23	23	22	21
12	77	Ashleigh MORRIS	85	64	4	20	20	20	25
13	81	Douglas SIMPSON	77	72	8	22	26	28	1
14	99	Philip WEBSTER	74	75	3	17	18	19	20
15	44	Ryan STIRLING	67	82	7	24	17	25	1
16	55	Gordon McSHANNOCK	67	82	0	16	16	17	18
17	4	Ray McDOWALL	63	86	4	1	19	21	22
18	6	Phil DRYBURGH	55	94	8	27	28	x	x
19	28	Alistair SMITH	53	96	2	26	27	x	x
20	84	Robert MARSHALL	51	98	2	1	0	23	27
21	97	Greig SUTHERLAND	41	108	10	40	1	x	x
22	66	Ross JOHNSTONE	37	112	4	x	x	18	19
23	57	Daniel CORMACK	1	148	36	x	x	1	0

Event Legend

#1	03/04/2016	SMRC Spring Race Meeting	#3	01/05/2016	SMRC May Day Race Meeting
#2	03/04/2016	SMRC Spring Race Meeting	#4	01/05/2016	SMRC May Day Race Meeting

Championship points are unofficial and given as an indication only.

Official Championship points will be published on the SMRC Website.