

Knockhill

21st August 2016



August Race Meeting



OFFICIAL FEEDER SERIES

BEATSON'S
BUILDING SUPPLIES

www.Superchips.co.uk
be driven



wheels
around



S.M.A.R.T.

Scottish Motorsports Automatic Race Timing

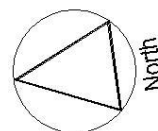
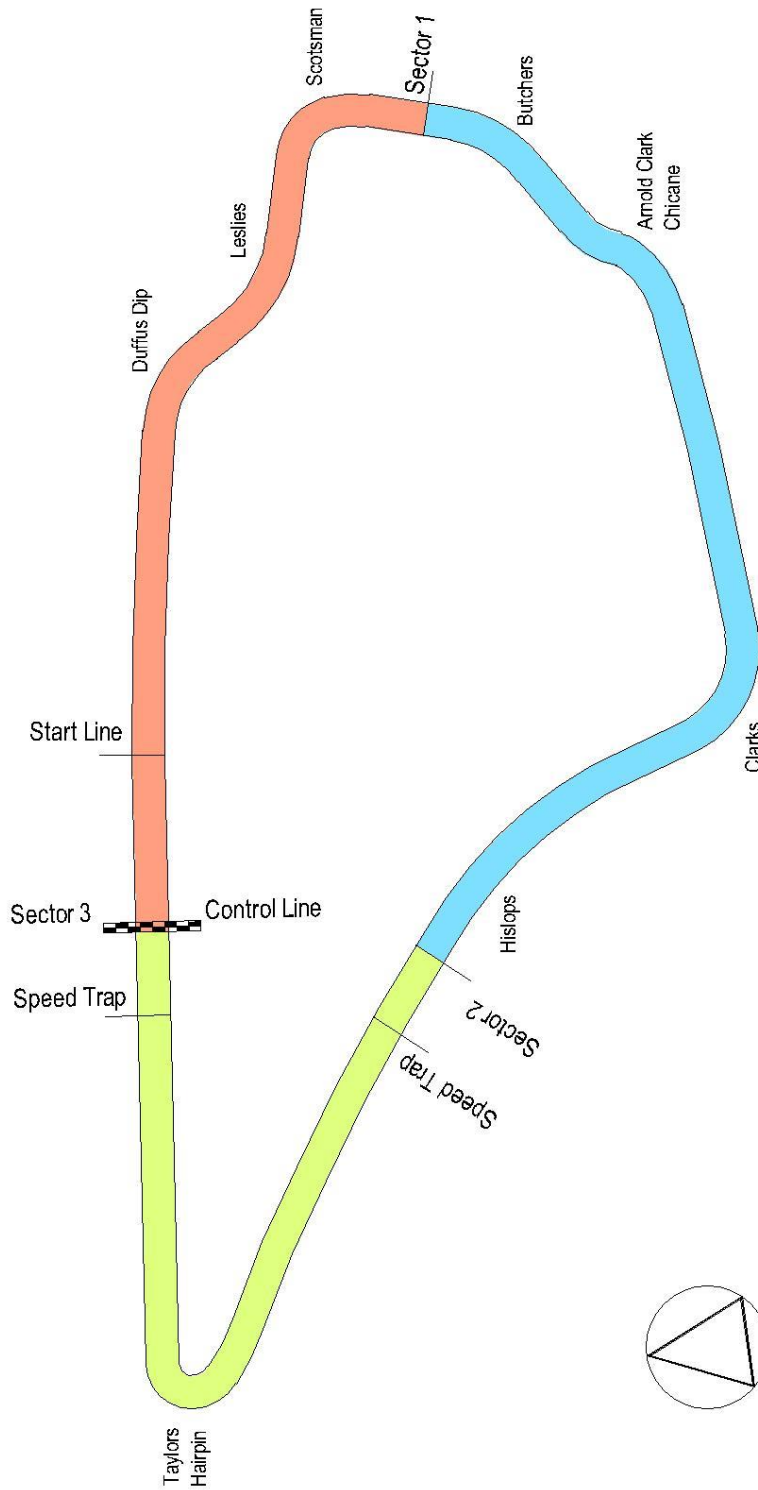

Ravenslea, Melrose Road, Galashiels, TD1 2AT

Telephone : 01896 – 752447

Scottish Motorsports Automatic Race Timing

Circuit layout

Knockhill – Clockwise



Length
Sector 1 0.433 Mile
Sector 2 0.503 Mile
Sector 3 0.334 Mile



Qualifying Results



Bulletin No. _____

SMRC August Race Meeting

Sorted on best lap time

Scottish Classics Championship

Knockhill 1.267 miles

Qualifying 1

21/08/2016 08:30

Practice (10:00 Time) started at 8:49:12

Pos	No.	Name	Make/Model	CC	Class Code	Laps	Best Tm	Diff	Best Speed	2nd Best
1	63	John KINMOND	Rover 3500	3500	CE	9	1:00.299		75.637	1:00.886
2	49	Raymond BOYD	Porsche 911	2998	CD	10	1:00.310	0.011	75.623	1:00.356
3	78	Andrew GRAHAM	Triumph TR8	3900	CE	9	1:00.559	0.260	75.312	1:01.013
4	77	Tommy GILMARTIN	Morgan +8	3900	CE	5	1:01.198	0.899	74.526	1:01.262
5	39	Harry SIMPSON	Ginetta G4R	1851	CG	7	1:01.258	0.959	74.453	1:01.797
6	21	Jimmy CROW	Ford Escort	2000	CB	9	1:02.389	2.090	73.103	1:02.607
7	57	Bruce MITCHELL	Lotus Europa TC	1800	CB	9	1:02.612	2.313	72.843	1:02.996
8	4	Stan BERNARD	Porsche 911	2994	CD	10	1:02.970	2.671	72.429	1:02.982
9	91	Craig HOUSTON	MGB GT V8	3948	Guest	9	1:03.796	3.497	71.491	1:04.243
10	35	Ian BLACKLIN	Ford Capri	3000	CD	9	1:03.858	3.559	71.422	1:04.216
11	17	Ian DALTRY	Alfa Romeo Alfasud	1494	CA	9	1:04.295	3.996	70.936	1:04.932
12	27	Mario FERRARI	Alfa Sprint Trofeo	1498	CA	9	1:05.809	5.510	69.304	1:06.072
13	13	Alistair BAPTIE	Fiat X1/9	1498	CA	9	1:06.049	5.750	69.052	1:06.945
14	41	Grant ALLAN	Porsche 911	2994	CD	9	1:06.159	5.860	68.938	1:06.304
15	20	William CONWAY	Mini Clubman GT	1380	CA	8	1:08.729	8.430	66.360	1:09.054
16	85	Drummond BONE	Alfa Romeo Giulia Sprint	2000	Guest	8	1:10.295	9.996	64.881	1:11.989
17	10	Andy WALKER	Mallock Type R	1600	CG	8	1:10.660	10.361	64.546	1:11.500

Clerk of the Course.

Orbits

Sig : Time :
 Chief Timekeeper : Ian Sharp (SMART Timing)
 Results available at www.mylaps.com and www.smart-timing.co.uk





SMRC August Race Meeting

Scottish Classics Championship

Knockhill 1.267 miles

Qualifying 1

21/08/2016 08:30

Practice (10:00 Time) started at 8:49:12

Lap	Time of Day	Lap Tm	S1	S2	S3	S3Spd	SFSpd	Lap	Time of Day	Lap Tm	S1	S2	S3	S3Spd	SFSpd
8	8:58:42.203	1:06.159	21.324	25.220	19.615	93.335	83.780								
9	8:59:48.507	1:06.304	21.659	25.250	19.395	94.252	84.306								
(20) William CONWAY															
1	8:50:38.387			29.165	22.542	76.086	73.583								
2	8:52:12.381	1:33.994	45.088	27.612	21.294	79.700	72.627								
3	8:53:25.159	1:12.778	24.613	26.840	21.325	80.755	74.564								
4	8:54:39.848	1:14.689	24.369	29.034	21.286	79.985	74.897								
5	8:55:51.206	1:11.358	23.222	27.099	21.037	81.639	74.813								
6	8:57:01.097	1:09.891	22.609	25.642	21.640	81.839	73.826								
7	8:58:10.151	1:09.054	22.340	25.905	20.809	81.739	75.233								
8	8:59:18.880	1:08.729	22.375	25.653	20.701	81.639	75.064								
(85) Drummond BONE															
1	8:51:00.925			31.815	23.680	79.417	80.176								
2	8:52:17.084	1:16.159	25.467	28.875	21.817	87.266	80.368								
3	8:53:30.311	1:13.227	23.777	27.963	21.487	88.068	80.176								
4	8:54:45.747	1:15.436	25.866	28.037	21.533	86.927	82.442								
5	8:55:58.262	1:12.515	23.548	28.162	20.805	86.927	81.938								
6	8:57:10.882	1:12.620	24.388	27.694	20.538	88.299	83.363								
7	8:58:22.871	1:11.989	23.020	27.579	21.390	87.380	81.739								
8	8:59:33.166	1:10.295	22.819	26.720	20.756	88.649	82.543								
(10) Andy WALKER															
1	8:51:07.205			30.915	22.255	82.442	77.402								
2	8:52:22.121	1:14.916	24.705	29.057	21.154	86.479	81.048								
3	8:53:36.577	1:14.456	23.676	29.731	21.049	86.479	80.176								
4	8:54:48.257	1:11.680	23.206	27.736	20.738	86.702	81.938								
5	8:55:59.912	1:11.655	23.782	27.272	20.601	88.416	82.645								
6	8:57:11.868	1:11.956	23.959	27.369	20.628	89.239	83.363								
7	8:58:23.368	1:11.500	23.392	26.771	21.337	88.416	82.442								
8	8:59:34.028	1:10.660	23.418	26.668	20.574	89.716	83.054								

Clerk of the Course.

Sig : Time :
Chief Timekeeper : Ian Sharp (SMART Timing)

Results available at www.mylaps.com and www.smart-timing.co.uk

Orbits





SMRC August Race Meeting

Scottish Classics Championship

Knockhill 1.267 miles

Race 1 - 1st Race

21/08/2016 10:50

Race (12 Laps) started at 10:55:30

POLE POSITION

2
49 Raymond BOYD
1:00.310

4
77 Tommy GILMARTIN
1:01.198

6
21 Jimmy CROW
1:02.389

8
4 Stan BERNARD
1:02.970

10
35 Ian BLACKLIN
1:03.858

12
27 Mario FERRARI
1:05.809

14
41 Grant ALLAN
1:06.159

16
85 Drummond BONE
1:10.295

1
63 John KINMOND
1:00.299

3
78 Andrew GRAHAM
1:00.559

5
39 Harry SIMPSON
1:01.258

7
57 Bruce MITCHELL
1:02.612

9
91 Craig HOUSTON
1:03.796

11
17 Ian DALTREY
1:04.295

13
13 Alistair BAPTIE
1:06.049

15
20 William CONWAY
1:08.729

17
10 Andy WALKER
1:10.660

1
2
3
4
5
6
7
8
9

Clerk of the Course.

Orbits

Sig : Time :
Chief Timekeeper : Ian Sharp (SMART Timing)
Results available at www.mylaps.com and www.smart-timing.co.uk



Qualifying Results



Bulletin No. _____

SMRC August Race Meeting

Sorted on best lap time

Scottish BMW Compact Cup

Knockhill 1.267 miles

Qualifying 2

21/08/2016 08:50

Practice (10:00 Time) started at 9:03:33

Pos	No.	Name	Make/Model	CC	Class Code	Laps	Best Tm	Diff	Best Speed	2nd Best
1	85	Gary CLARK	BMW Compact	1900	BMWCC	9	1:03.397		71.941	1:03.470
2	14	Lee ELRICK	BMW Compact	1900	BMWCN	9	1:03.553	0.156	71.764	1:03.555
3	97	Greig SUTHERLAND	BMW Compact	1900	BMWCN	9	1:03.691	0.294	71.609	1:03.693
4	28	Alistair SMITH	BMW Compact	1900	BMWCN	9	1:03.742	0.345	71.552	1:03.773
5	91	Neil MacINNES	BMW Compact	1900	BMWCN	9	1:03.772	0.375	71.518	1:03.911
6	72	Cliff HARPER	BMW Compact	1900	BMWCC	9	1:03.775	0.378	71.515	1:03.846
7	4	Ray McDOWALL	BMW Compact	1900	BMWCC	9	1:04.551	1.154	70.655	1:05.398
8	40	Steven GOLDIE	BMW Compact	1900	BMWCN	9	1:04.619	1.222	70.580	1:05.088
9	81	Douglas SIMPSON	BMW Compact	1900	BMWCN	8	1:04.623	1.226	70.576	1:04.839
10	32	Liam GRANT	BMW Compact	1900	BMWCN	9	1:04.625	1.228	70.574	1:04.786
11	77	Ashleigh MORRIS	BMW Compact	1900	BMWCC	9	1:05.577	2.180	69.549	1:05.700
12	65	Jeff CLARK	BMW Compact	1900	Guest	9	1:05.886	2.489	69.223	1:06.022
13	55	Gordon McSHANNOCK	BMW Compact	1900	BMWCN	8	1:07.744	4.347	67.325	1:08.345
14	53	Andrew MACKIE	BMW Compact	1900	BMWCN	3	1:09.401	6.004	65.717	2:41.730
15	23	David McNAUGHTON	BMW Compact	1900	BMWCC	1			-	

Announcements

Car No.65 - Selected lap times disallowed - Exceeding track limits.

Clerk of the Course.

Orbits

Sig : Time :
Chief Timekeeper : Ian Sharp (SMART Timing)
Results available at www.mylaps.com and www.smart-timing.co.uk



Printed: 22/08/2016 17:12:35



SMRC August Race Meeting

Scottish BMW Compact Cup

Knockhill 1.267 miles

Qualifying 2

21/08/2016 08:50

Practice (10:00 Time) started at 9:03:33

Lap	Time of Day	Lap Tm	S1	S2	S3	S3Spd	SFSpd	Lap	Time of Day	Lap Tm	S1	S2	S3	S3Spd	SFSpd
1	9:16:29.391			24.096	19.550	87.608	78.032								

Clerk of the Course.

Sig : Time :

Chief Timekeeper : Ian Sharp (SMART Timing)

Results available at www.mylaps.com and www.smart-timing.co.uk

Printed: 22/08/2016 17:12:48

Orbits





SMRC August Race Meeting

Scottish BMW Compact Cup

Knockhill 1.267 miles

Race 2 - 1st Race

21/08/2016 11:15

Race (12 Laps) started at 11:16:27

POLE POSITION

2
14 Lee ELRICK 1:03.553
4
28 Alistair SMITH 1:03.742
6
72 Cliff HARPER 1:03.775
8
40 Steven GOLDIE 1:04.619
10
32 Liam GRANT 1:04.625
12
65 Jeff CLARK 1:05.886
14
53 Andrew MACKIE 1:09.401

1
85 Gary CLARK 1:03.397
3
97 Greig SUTHERLAND 1:03.691
5
91 Neil MacINNES 1:03.772
7
4 Ray McDOWALL 1:04.551
9
81 Douglas SIMPSON 1:04.623
11
77 Ashleigh MORRIS 1:05.577
13
55 Gordon McSHANNOCK 1:07.744
15
23 David McNAUGHTON

1
2
3
4
5
6
7
8

Clerk of the Course.

Orbits

Sig : Time :
Chief Timekeeper : Ian Sharp (SMART Timing)

Results available at www.mylaps.com and www.smart-timing.co.uk



Qualifying Results



Bulletin No. _____

SMRC August Race Meeting

Sorted on best lap time

Scottish Legends Championship

Knockhill 1.267 miles

Familiarisation - Q3

21/08/2016 09:05

Practice (6 Laps) started at 9:22:57

Pos	No.	Name	Make/Model	CC	Class Code	Laps	Best Tm	Diff	Best Speed	2nd Best
1	52	Stewart BLACK	Ford Coupe	1250	L	6	1:00.456		75.441	1:00.552
2	6	David HUNTER	Ford Coupe	1250	L	6	1:00.458	0.002	75.438	1:00.486
3	1	John PATERSON	Ford Coupe	1250	L	6	1:00.567	0.111	75.302	1:00.662
4	46	Ross McCULLOCH	Ford Coupe	1250	L R	6	1:00.972	0.516	74.802	1:00.975
5	17	Billy WAIT	37 Ford	1250	L	6	1:01.238	0.782	74.477	1:01.380
6	37	Ivor GREENWOOD	Ford Coupe	1250	L	6	1:01.368	0.912	74.320	1:02.059
7	71	Ryan McLEISH	Ford Coupe	1250	L R	5	1:01.462	1.006	74.206	1:01.998
8	88	Jeff PRITCHARD	Ford Coupe	1200	L	6	1:01.709	1.253	73.909	1:01.885
9	38	Pino PALAZZO	Ford Sedan	1250	L	6	1:01.753	1.297	73.856	1:01.839
10	7	Andy DUNN	Ford Coupe	1250	LT	5	1:03.337	2.881	72.009	1:03.675
11	85	Mark BEATY	Ford Coupe	1250	L R	6	1:03.810	3.354	71.475	1:03.998
12	4	Colin McNEILL	Ford Coupe	1250	L	6	1:05.556	5.100	69.572	1:06.268
13	33	Kieran BEATY	Ford Coupe	1250	L R	6	1:05.741	5.285	69.376	1:05.920

Clerk of the Course.

Orbits

Sig : Time :

Chief Timekeeper : Ian Sharp (SMART Timing)

Results available at www.mylaps.com and www.smart-timing.co.uk

Printed: 22/08/2016 17:32:16





SMRC August Race Meeting

Scottish Legends Championship

Familiarisation - Q3

Practice (6 Laps) started at 9:22:57

Knockhill 1.267 miles

21/08/2016 09:05

Lap	Time of Day	Lap Tm	S1	S2	S3	S3Spd	SFSpd
(52) Stewart BLACK							
1	9:24:11.250			25.525	19.525	91.677	89.957
2	9:25:12.161	1:00.911	19.613	22.789	18.509	99.863	90.932
3	9:26:14.581	1:02.420	20.236	23.826	18.358	97.824	89.358
4	9:27:15.133	1:00.552	19.456	23.010	18.086	94.919	89.477
5	9:28:15.801	1:00.668	19.586	23.086	17.996	95.595	89.596
6	9:29:16.257	1:00.456	19.519	22.980	17.957	95.731	89.596

Lap	Time of Day	Lap Tm	S1	S2	S3	S3Spd	SFSpd
(6) David HUNTER							
1	9:24:01.237			24.602	18.446	96.143	91.179
2	9:25:02.327	1:01.090	19.629	23.290	18.171	97.824	92.054
3	9:26:02.973	1:00.646	19.463	23.130	18.053	97.824	92.308
4	9:27:03.946	1:00.973	19.447	23.451	18.075	98.254	92.435
5	9:28:04.404	1:00.458	19.516	22.983	17.959	98.111	92.181
6	9:29:04.890	1:00.486	19.454	22.763	18.269	98.111	84.625

Lap	Time of Day	Lap Tm	S1	S2	S3	S3Spd	SFSpd
(1) John PATERSON							
1	9:23:56.384			23.150	18.445	95.731	89.358
2	9:24:57.294	1:00.910	19.572	22.883	18.455	96.281	89.358
3	9:25:57.861	1:00.567	19.464	22.805	18.298	96.005	89.120
4	9:26:59.001	1:01.140	19.540	23.020	18.580	95.459	89.477
5	9:27:59.663	1:00.662	19.806	22.687	18.169	95.731	89.716
6	9:29:00.341	1:00.678	19.521	22.941	18.216	94.919	89.002

Lap	Time of Day	Lap Tm	S1	S2	S3	S3Spd	SFSpd
(46) Ross McCULLOCH							
1	9:24:03.628			23.648	19.124	98.254	90.932
2	9:25:05.356	1:01.728	19.729	23.331	18.668	98.254	89.120
3	9:26:06.465	1:01.109	19.664	23.421	18.024	96.143	89.716
4	9:27:07.440	1:00.975	19.531	23.059	18.385	96.281	89.120
5	9:28:08.459	1:01.019	19.556	23.266	18.197	96.281	89.716
6	9:29:09.431	1:00.972	19.616	23.149	18.207	95.731	89.716

Lap	Time of Day	Lap Tm	S1	S2	S3	S3Spd	SFSpd
(17) Billy WAIT							
1	9:24:11.826			25.146	19.016	93.205	89.002
2	9:25:13.326	1:01.500	19.689	23.176	18.635	94.785	89.716
3	9:26:15.670	1:02.344	19.875	23.547	18.922	96.836	86.927
4	9:27:17.050	1:01.380	19.804	23.143	18.433	93.726	88.068
5	9:28:18.288	1:01.238	19.629	23.189	18.420	93.988	87.380
6	9:29:29.540	1:11.252	20.550	27.154	23.548	78.305	59.493

Lap	Time of Day	Lap Tm	S1	S2	S3	S3Spd	SFSpd
(37) Ivor GREENWOOD							
1	9:24:17.036			28.843	20.761	90.564	74.234
2	9:25:26.584	1:09.548	23.215	26.759	19.574	83.260	88.884
3	9:26:30.081	1:03.497	20.058	24.665	18.774	95.053	90.686
4	9:27:32.447	1:02.366	19.828	23.416	19.122	96.143	90.442
5	9:28:33.815	1:01.368	19.693	23.357	18.318	96.005	90.198
6	9:29:35.874	1:02.059	19.940	23.816	18.303	94.120	90.077

Lap	Time of Day	Lap Tm	S1	S2	S3	S3Spd	SFSpd
(71) Ryan McLEISH							
1	9:24:03.068			24.136	19.271	93.335	88.183
2	9:25:06.092	1:03.024	19.974	23.211	19.839	94.785	85.162
3	9:26:08.090	1:01.998	19.974	23.195	18.829	96.005	87.380
4	9:27:09.552	1:01.462	19.714	23.037	18.711	94.919	87.380
5	9:28:18.750	1:09.198	19.918	23.194	26.086	92.947	36.314

Lap	Time of Day	Lap Tm	S1	S2	S3	S3Spd	SFSpd
(88) Jeff PRITCHARD							
1	9:24:08.598			24.996	19.097	95.053	89.358
2	9:25:11.652	1:03.054	20.340	23.882	18.832	96.005	89.596
3	9:26:17.238	1:05.586	20.578	24.255	20.753	96.697	89.002
4	9:27:21.772	1:04.534	20.438	25.646	18.450	95.188	90.320
5	9:28:23.657	1:01.885	20.037	23.547	18.301	96.558	90.320
6	9:29:25.366	1:01.709	19.900	23.560	18.249	96.281	89.596

Lap	Time of Day	Lap Tm	S1	S2	S3	S3Spd	SFSpd
(38) Pino PALAZZO							
1	9:24:12.716			25.290	19.222	95.459	90.932
2	9:25:14.555	1:01.839	19.964	23.498	18.377	95.459	90.320
3	9:26:16.900	1:02.345	19.558	23.215	19.572	98.688	89.477
4	9:27:20.697	1:03.797	20.248	25.313	18.236	94.518	90.320
5	9:28:22.988	1:02.291	20.123	23.776	18.392	97.682	87.837
6	9:29:24.741	1:01.753	19.939	23.345	18.469	93.726	88.884

Lap	Time of Day	Lap Tm	S1	S2	S3	S3Spd	SFSpd
(7) Andy DUNN							
1	9:24:09.393			25.358	19.071	95.459	90.198

Clerk of the Course.

Sig : Time :

Chief Timekeeper : Ian Sharp (SMART Timing)

Results available at www.mylaps.com and www.smart-timing.co.uk

Printed: 22/08/2016 17:32:53

Orbits



Qualifying Results



Bulletin No. _____

SMRC August Race Meeting

Sorted on best lap time

Scottish Fiesta Championship

Knockhill 1.267 miles

Qualifying 4

21/08/2016 09:25

Practice (10:00 Time) started at 9:33:52

Pos	No.	Name	Make/Model	CC	Class Code	Laps	Best Tm	Diff	Best Speed	2nd Best
1	1	Wayne MacCAULAY	Ford Fiesta ST	2000	ST	9	1:02.084		73.462	1:02.182
2	7	Kevin WHYTE	Ford Fiesta ST	2000	ST	9	1:02.161	0.077	73.371	1:02.285
3	51	Chris MILFORD	Ford Fiesta ST	2000	ST	10	1:02.337	0.253	73.164	1:02.545
4	61	Peter CRUICKSHANK	Ford Fiesta ST	2000	ST	4	1:03.161	1.077	72.210	1:03.181
5	55	Stephen WARD	Ford Fiesta ST	2000	ST	10	1:03.337	1.253	72.009	1:03.501
6	12	Liam ROBERTSON	Ford Fiesta ST	2000	ST	10	1:03.797	1.713	71.490	1:03.888
7	50	Jim DEANS	Ford Fiesta XR2	1600	XR	10	1:04.379	2.295	70.844	1:04.432
8	18	Barry FARQUHARSON	Ford Fiesta XR2	1600	XRN	9	1:04.700	2.616	70.492	1:04.868
9	24	Steven GRAY	Ford Fiesta XR2	1600	XR	9	1:04.992	2.908	70.175	1:05.138
10	22	Gavin BUTTERWORTH	Ford Fiesta XR2	1600	XR	9	1:05.306	3.222	69.838	1:05.799
11	57	Alec TOWNLEY	Ford Fiesta XR2	1600	XRN	7	1:05.720	3.636	69.398	1:05.742
12	47	Ian HART	Ford Fiesta ST	2000	ST	9	1:06.084	4.000	69.016	1:08.525
13	98	Gordon HASTON	Ford Fiesta XR2	1600	XRN	9	1:09.727	7.643	65.410	1:10.000
14	44	Robert KERR	Ford Fiesta XR2	1600	XRN	8	1:13.605	11.521	61.964	1:13.818

Clerk of the Course.

Orbits

Sig : Time :
Chief Timekeeper : Ian Sharp (SMART Timing)
Results available at www.mylaps.com and www.smart-timing.co.uk



Printed: 22/08/2016 17:22:13



SMRC August Race Meeting

Scottish Fiesta Championship

Knockhill 1.267 miles

Qualifying 4

21/08/2016 09:25

Practice (10:00 Time) started at 9:33:52

Lap	Time of Day	Lap Tm	S1	S2	S3	S3Spd	SFSpd	Lap	Time of Day	Lap Tm	S1	S2	S3	S3Spd	SFSpd
7	9:43:11.998	1:17.357	24.772	29.714	22.871	74.070	67.310								
8	9:44:26.301	1:14.303	24.116	27.848	22.339	77.581	67.175								

Clerk of the Course.

Sig : Time :

Chief Timekeeper : Ian Sharp (SMART Timing)

Results available at www.mylaps.com and www.smart-timing.co.uk

Printed: 22/08/2016 17:22:39

Orbits





SMRC August Race Meeting

Scottish Fiesta Championship

Knockhill 1.267 miles

Race 4 - 1st Race

21/08/2016 12:00

Race (12 Laps) started at 11:57:47

POLE POSITION

2 7 Kevin WHYTE 1:02.161
4 61 Peter CRUICKSHANK 1:03.161
6 12 Liam ROBERTSON 1:03.797
8 18 Barry FARQUHARSON 1:04.700
10 22 Gavin BUTTERWORTH 1:05.306
12 47 Ian HART 1:06.084
14 44 Robert KERR 1:13.605

1 1 Wayne MacCAULAY 1:02.084
3 51 Chris MILFORD 1:02.337
5 55 Stephen WARD 1:03.337
7 50 Jim DEANS 1:04.379
9 24 Steven GRAY 1:04.992
11 57 Alec TOWNLEY 1:05.720
13 98 Gordon HASTON 1:09.727

1
2
3
4
5
6
7

Clerk of the Course.

Sig : Time :

Chief Timekeeper : Ian Sharp (SMART Timing)

Results available at www.mylaps.com and www.smart-timing.co.uk

Printed: 22/08/2016 17:23:34

Orbits





OFFICIAL FEEDER SERIES

BEATSON'S
BUILDING SUPPLIES

Qualifying Results

Bulletin No. _____



SMRC August Race Meeting

Sorted on best lap time

Scottish Formula Ford 1600 Championship

Knockhill 1.267 miles

Qualifying 5

21/08/2016 09:40

Practice (10:00 Time) started at 9:51:33

Pos	No.	Name	Make/Model	CC	Class Code	Laps	Best Tm	Diff	Best Speed	2nd Best
1	25	Neil MacLENNAN	Ray GR14	1600	FFA	11	55.084		82.798	55.146
2	50	Jamie THORBURN	Ray GR15	1600	FFAN	11	55.676	0.592	81.918	55.701
3	8	Sebastian MELROSE	Ray GR14	1600	FFA	11	55.947	0.863	81.521	56.008
4	92	Matthew CHISHOLM	Van Diemen RF92	1600	FFB	10	56.230	1.146	81.110	56.319
5	71	Matthew COWLEY	Van Dieman JL13	1600	FFAN	10	56.234	1.150	81.105	56.457
6	3	Neil BROOME	Swift SC93C	1600	FFB	10	56.468	1.384	80.769	56.529
7	70	David THORBURN	Ray GR15	1600	FFA	11	56.655	1.571	80.502	56.742
8	30	Steven BARLOW	Ray GR10	1600	FFA	10	57.329	2.245	79.556	57.948
9	16	Ivor MAIRS	Mondiale	1600	FFB	11	57.429	2.345	79.417	57.588
10	27	David HOURIE	Van Diemen RF90	1600	FFBN	10	57.433	2.349	79.411	57.505
11	29	Ross HOWE	Van Diemen RF99	1600	FFAN	8	57.610	2.526	79.168	57.902
12	77	Fraser GRAY	Ray GR14	1600	FFA	10	58.058	2.974	78.557	58.198

Clerk of the Course.

Orbits

Sig : Time :

Chief Timekeeper : Ian Sharp (SMART Timing)

Results available at www.mylaps.com and www.smart-timing.co.uk



Printed: 22/08/2016 17:26:22



OFFICIAL FEEDER SERIES

BEATSON'S
BUILDING SUPPLIES

Lap times

Bulletin No. _____



SMRC August Race Meeting

Scottish Formula Ford 1600 Championship

Knockhill 1.267 miles

Race 5 - 1st Race

21/08/2016 12:25

Race (12 Laps) started at 12:22:50

Lap	Time of Day	Lap Tm	S1	S2	S3	S3Spd	SFSpd	Lap	Time of Day	Lap Tm	S1	S2	S3	S3Spd	SFSpd
7	12:29:49.018	58.007	18.874	21.913	17.220	100.611	91.802								
8	12:30:47.580	58.562	18.864	22.092	17.606	101.218	91.427								
9	12:31:46.476	58.896	18.701	22.631	17.564	100.161	91.677								
10	12:32:45.019	58.543	18.611	22.102	17.830	101.832	90.442								
11	12:33:43.999	58.980	18.977	22.123	17.880	101.218	92.562								
12	12:34:41.838	57.839	18.758	21.992	17.089	101.218	92.435								

(16) Ivor MAIRS

1	12:23:55.663			22.357	17.359	98.111	87.380
2	12:24:53.818	58.155	18.602	22.142	17.411	97.824	86.146
3	12:25:54.551	1:00.733	20.047	22.945	17.741	96.976	85.270
4	12:26:54.394	59.843	18.904	23.145	17.794	94.785	85.379
5	12:27:53.493	59.099	18.923	22.596	17.580	96.836	84.518
6	12:28:51.873	58.380	18.776	22.154	17.450	99.272	85.596
7	12:29:50.541	58.668	18.834	22.388	17.446	97.540	86.368
8	12:30:48.608	58.067	18.800	22.006	17.261	98.398	87.722
9	12:31:46.775	58.167	18.612	21.960	17.595	99.714	83.571
10	12:32:45.028	58.253	18.731	22.104	17.418	99.714	83.780
11	12:33:43.920	58.892	19.242	22.189	17.461	100.310	86.590
12	12:34:43.633	59.713	19.108	22.649	17.956	98.543	64.095

Clerk of the Course.

Sig : Time :
Chief Timekeeper : Ian Sharp (SMART Timing)

Results available at www.mylaps.com and www.smart-timing.co.uk

Printed: 22/08/2016 17:28:06

Orbits





OFFICIAL FEEDER SERIES

BEATSON'S
BUILDING SUPPLIES

Grid Sheet

Bulletin No. _____



SMRC August Race Meeting

Scottish Formula Ford 1600 Championship

Knockhill 1.267 miles

Race 5 - 1st Race

21/08/2016 12:25

Race (12 Laps) started at 12:22:50

POLE POSITION

2 50 Jamie THORBURN 55.676
4 92 Matthew CHISHOLM 56.230
6 3 Neil BROOME 56.468
8 30 Steven BARLOW 57.329
10 27 David HOURIE 57.433
12 77 Fraser GRAY 58.058

1 25 Neil MacLENNAN 55.084
3 8 Sebastian MELROSE 55.947
5 71 Matthew COWLEY 56.234
7 70 David THORBURN 56.655
9 16 Ivor MAIRS 57.429
11 29 Ross HOWE 57.610

1
2
3
4
5
6

Clerk of the Course.

Sig : Time :
Chief Timekeeper : Ian Sharp (SMART Timing)

Results available at www.mylaps.com and www.smart-timing.co.uk

Printed: 22/08/2016 17:27:51

Orbits



SMRC August Race Meeting

Sorted on best lap time

Celtic Speed Mini Cooper Cup

Knockhill 1.267 miles

Qualifying 6

21/08/2016 10:00

Practice (10:00 Time) started at 10:07:25

Pos	No.	Name	Make/Model	CC	Class Code	Laps	Best Tm	Diff	Best Speed	2nd Best
1	91	Robbie DALGLEISH	Mini Cooper	1600	SMN	10	1:03.159		72.212	1:03.350
2	20	Kyle REID	Mini Cooper	1600	SM	10	1:03.203	0.044	72.162	1:03.301
3	23	Ian MUNRO	Mini Cooper	1600	SM	10	1:03.275	0.116	72.080	1:03.369
4	8	Hannah CHAPMAN	Mini Cooper	1600	SM L	10	1:03.294	0.135	72.058	1:03.312
5	87	Paul BELL	Mini Cooper	1600	SM	9	1:03.307	0.148	72.043	1:03.397
6	11	Morgan MURRAY	Mini Cooper	1600	SM	9	1:03.421	0.262	71.914	1:03.581
7	4	Dominic WHEATLEY	Mini Cooper	1600	SMN	9	1:03.442	0.283	71.890	1:03.880
8	99	Max COATES	Mini Cooper	1600	Guest	10	1:03.494	0.335	71.831	1:03.634
9	89	Shane STONEY	Mini Cooper	1600	SM	9	1:03.568	0.409	71.747	1:03.679
10	61	Malcolm McNAB	Mini Cooper	1600	SM	10	1:03.573	0.414	71.742	1:03.672
11	67	Mark GERAGHTY	Mini Cooper	1600	SMN	9	1:03.610	0.451	71.700	1:03.631
12	24	John DUNCAN	Mini Cooper	1600	SMN	10	1:03.664	0.505	71.639	1:03.716
13	5	Des WHEATLEY	Mini Cooper	1600	SM	9	1:03.680	0.521	71.621	1:03.972
14	29	Chris REID	Mini Cooper	1600	SM	10	1:03.841	0.682	71.441	1:03.905
15	33	Dylan O'DONNELL	Mini Cooper	1600	SMN	9	1:03.854	0.695	71.426	1:04.013
16	30	Callum DRYBURGH	Mini Cooper	1600	SM	10	1:03.878	0.719	71.399	1:04.031
17	75	Michael COURTS	Mini Cooper	1600	SM	9	1:03.942	0.783	71.328	1:03.959
18	12	Allan PATERSON	Mini Cooper	1600	SMN	9	1:03.942	0.783	71.328	1:04.400
19	47	Reis ROBERTSON	Mini Cooper	1600	SMN	9	1:03.961	0.802	71.307	1:03.970
20	98	Brandon WALSH	Mini Cooper	1600	SMN	9	1:04.014	0.855	71.248	1:04.119
21	51	Chris MILFORD	Mini Cooper	1600	SM	9	1:04.102	0.943	71.150	1:04.152
22	7	Jonny DREELAN	Mini Cooper	1600	SMN	9	1:04.229	1.070	71.009	1:04.540
23	26	William BLAKE	Mini Cooper	1600	SM	8	1:04.390	1.231	70.831	1:04.463
24	34	Craig BLAKE	Mini Cooper	1600	Guest	9	1:04.451	1.292	70.764	1:04.679
25	96	Taelor SHAND	Mini Cooper	1600	SMN L	9	1:04.498	1.339	70.713	1:04.756
26	6	Daniel DREELAN	Mini Cooper	1600	SM	9	1:04.645	1.486	70.552	1:04.962
27	9	Martin McGEOUGH	Mini Cooper	1600	SMN	9	1:04.665	1.506	70.530	1:04.691
28	10	Neal ROBERTSON	Mini Cooper	1600	SMN	9	1:04.674	1.515	70.520	1:04.765
29	50	Andrew BELL	Mini Cooper	1600	SMN	9	1:05.704	2.545	69.415	1:06.046
30	52	Simon HOLDERNESS	Mini Cooper	1600	SMN	9	1:06.626	3.467	68.454	1:06.645

Announcements

Car No's 20 & 23 - Selected lap times disallowed.

Clerk of the Course.

Orbits

Sig : Time :

Chief Timekeeper : Ian Sharp (SMART Timing)

 Results available at www.mylaps.com and www.smart-timing.co.uk


SMRC August Race Meeting

Celtic Speed Mini Cooper Cup

Knockhill 1.267 miles

Qualifying 6

21/08/2016 10:00

Practice (10:00 Time) started at 10:07:25

Lap	Time of Day	Lap Tm	S1	S2	S3	S3Spd	SFSpd	Lap	Time of Day	Lap Tm	S1	S2	S3	S3Spd	SFSpd
1	10:09:21.199			34.668	25.010	41.322	74.399								
2	10:10:26.804	1:05.605	21.299	24.380	19.926	85.162	75.148								
3	10:11:32.891	1:06.087	21.737	24.796	19.554	85.706	75.914								
4	10:12:37.556	1:04.665	20.900	24.372	19.393	83.885	76.519								
5	10:13:42.374	1:04.818	20.904	24.374	19.540	84.412	76.000								
6	10:14:47.125	1:04.751	20.704	24.514	19.533	84.412	75.657								
7	10:15:51.822	1:04.697	20.900	24.325	19.472	84.839	75.914								
8	10:16:56.575	1:04.753	21.039	24.276	19.438	85.379	75.742								
9	10:18:01.266	1:04.691	20.762	24.422	19.507	84.200	75.572								

(10) Neal ROBERTSON

1	10:09:17.606			33.417	25.683	44.005	75.657								
2	10:10:24.540	1:06.934	21.556	24.936	20.442	85.379	76.694								
3	10:11:37.086	1:12.546	23.807	27.626	21.113	71.315	76.519								
4	10:12:41.957	1:04.871	20.857	24.193	19.821	85.270	76.432								
5	10:13:47.040	1:05.083	21.015	24.325	19.743	85.596	75.402								
6	10:14:51.805	1:04.765	20.576	24.211	19.978	85.487	76.086								
7	10:15:58.800	1:06.995	20.904	26.091	20.000	80.950	76.432								
8	10:17:04.716	1:05.916	21.176	24.848	19.892	82.543	75.914								
9	10:18:09.390	1:04.674	20.845	24.308	19.521	85.487	75.914								

(50) Andrew BELL

1	10:09:15.198			33.348	24.756	46.830	74.981								
2	10:10:24.038	1:08.840	22.751	25.690	20.399	84.200	76.000								
3	10:11:31.584	1:07.546	21.697	25.713	20.136	84.200	75.402								
4	10:12:39.133	1:07.549	21.416	25.541	20.592	82.645	69.758								
5	10:13:47.393	1:08.260	22.123	25.857	20.280	83.363	74.564								
6	10:14:54.033	1:06.640	22.052	24.493	20.095	85.487	75.487								
7	10:16:02.960	1:08.927	21.762	26.380	20.785	69.758	75.148								
8	10:17:08.664	1:05.704	21.031	24.466	20.207	85.270	75.317								
9	10:18:14.710	1:06.046	21.266	24.592	20.188	84.946	75.572								

(52) Simon HOLDERNESS

1	10:09:13.407			35.521	25.762	52.224	74.316								
2	10:10:22.636	1:09.229	22.765	26.435	20.029	84.839	76.000								
3	10:11:29.631	1:06.995	21.064	25.341	20.590	83.989	73.826								
4	10:12:36.733	1:07.102	21.750	25.213	20.139	84.306	74.981								
5	10:13:43.378	1:06.645	21.216	25.201	20.228	85.379	74.399								
6	10:14:50.649	1:07.271	21.178	25.791	20.302	83.363	74.564								
7	10:15:57.275	1:06.626	21.335	25.354	19.937	84.200	73.826								
8	10:17:05.692	1:08.417	22.237	25.379	20.801	84.306	72.470								
9	10:18:13.898	1:08.206	22.629	25.190	20.387	84.306	73.583								

Clerk of the Course.

Sig : _____ Time : _____
 Chief Timekeeper : Ian Sharp (SMART Timing)
 Results available at www.mylaps.com and www.smart-timing.co.uk

Printed: 22/08/2016 17:05:14

Orbits



SMRC August Race Meeting

Celtic Speed Mini Cooper Cup

Knockhill 1.267 miles

Race 6 - 1st Race

21/08/2016 12:50

Race (12 Laps) started at 12:43:10

POLE POSITION

2 20 Kyle REID 1:03.203
4 8 Hannah CHAPMAN 1:03.294
6 11 Morgan MURRAY 1:03.421
8 99 Max COATES 1:03.494
10 61 Malcolm McNAB 1:03.573
12 24 John DUNCAN 1:03.664
14 29 Chris REID 1:03.841
16 30 Callum DRYBURGH 1:03.878
18 12 Allan PATERSON 1:03.942
20 98 Brandon WALSH 1:04.014

1 91 Robbie DALGLEISH 1:03.159
3 23 Ian MUNRO 1:03.275
5 87 Paul BELL 1:03.307
7 4 Dominic WHEATLEY 1:03.442
9 89 Shane STONEY 1:03.568
11 67 Mark GERAGHTY 1:03.610
13 5 Des WHEATLEY 1:03.680
15 33 Dylan O'DONNELL 1:03.854
17 75 Michael COURTS 1:03.942
19 47 Reis ROBERTSON 1:03.961

1
2
3
4
5
6
7
8
9
10

Clerk of the Course.

Sig : Time :
Chief Timekeeper : Ian Sharp (SMART Timing)

Results available at www.mylaps.com and www.smart-timing.co.uk

Orbits



SMRC August Race Meeting

Celtic Speed Mini Cooper Cup

Knockhill 1.267 miles

Race 6 - 1st Race

21/08/2016 12:50

Race (12 Laps) started at 12:43:10

22

7 Jonny DREELAN
1:04.229

24

34 Craig BLAKE
1:04.451

26

6 Daniel DREELAN
1:04.645

28

10 Neal ROBERTSON
1:04.674

30

52 Simon HOLDERNESS
1:06.626

21

51 Chris MILFORD
1:04.102

23

26 William BLAKE
1:04.390

25

96 Taelor SHAND
1:04.498

27

9 Martin McGEOUGH
1:04.665

29

50 Andrew BELL
1:05.704

11

12

13

14

15

Clerk of the Course.

Sig : Time :

Chief Timekeeper : Ian Sharp (SMART Timing)

Results available at www.mylaps.com and www.smart-timing.co.uk

Printed: 22/08/2016 17:06:17

Orbits



Qualifying Results



Bulletin No. _____

SMRC August Race Meeting

Sorted on best lap time

Scottish Saloons & Sportscars Championship

Knockhill 1.267 miles

Qualifying 7

21/08/2016 10:15

Practice (10:00 Time) started at 10:26:47

Pos	No.	Name	Make/Model	CC	Class	Laps	Best Tm	Diff	Best Speed	2nd Best
1	79	Paul BRYDON	BMW M3	3200T	A2	10	54.676		83.416	55.228
2	29	Robert DRUMMOND	Ford Escort Cosworth	2000	A1	10	55.200	0.524	82.624	55.209
3	54	Andrew MORRISON	Seat Leon Eurocup	1994	A2	10	56.214	1.538	81.134	56.217
4	59	Gary WAIT	Ford Sierra Cosworth	2000	A2	10	58.055	3.379	78.561	58.285
5	69	Thomson McINTYRE	Subaru Impreza	2000	B1	9	58.117	3.441	78.477	58.548
6	89	William ROBSON	Ford Focus RS	2500	B1	9	59.130	4.454	77.132	59.241
7	80	Iain SINCLAIR	Westfield	1998	B2	8	59.603	4.927	76.520	59.682
8	64	Charlie FRASER	Westfield Megabusa	1396	B2	9	59.776	5.100	76.299	1:01.343
9	28	Scott TOLLAN	Escort Cosworth	2000	A1	9	1:00.885	6.209	74.909	1:01.439

Clerk of the Course.

Orbits

Sig : Time :

Chief Timekeeper : Ian Sharp (SMART Timing)

Results available at www.mylaps.com and www.smart-timing.co.uk

Printed: 22/08/2016 17:36:09





SMRC August Race Meeting

Scottish Saloons & Sportscars Championship

Knockhill 1.267 miles

Qualifying 7

21/08/2016 10:15

Practice (10:00 Time) started at 10:26:47

Lap	Time of Day	Lap Tm	S1	S2	S3	S3Spd	SFSpd	Lap	Time of Day	Lap Tm	S1	S2	S3	S3Spd	SFSpd
(79) Paul BRYDON															
1	10:28:22.675			27.649	20.707	78.857	90.809	3	10:30:50.917	1:02.510	20.927	23.450	18.133	100.914	93.205
2	10:29:35.014	1:12.339	21.580	27.570	23.189	58.763	89.477	4	10:31:50.520	59.603	19.311	22.587	17.705	101.832	92.435
3	10:30:39.982	1:04.968	21.516	24.722	18.730	108.941	94.651	5	10:32:50.202	59.682	19.444	22.649	17.589	101.987	90.932
4	10:31:47.728	1:07.746	19.782	27.533	20.431	50.955	103.242	6	10:33:50.492	1:00.290	19.611	22.518	18.161	96.419	85.054
5	10:32:43.125	55.397	17.840	20.979	16.578	112.408	101.987	7	10:34:56.895	1:06.403	20.631	23.920	21.852	87.153	72.236
6	10:33:38.353	55.228	18.142	20.752	16.334	113.166	101.218	8	10:36:12.888	1:15.993	22.510	28.635	24.848	64.838	32.545
7	10:34:41.431	1:03.078	20.592	23.667	18.819	73.907	103.242	(64) Charlie FRASER							
8	10:35:36.107	54.676	17.682	20.590	16.404	111.660	101.218	1	10:28:17.188			31.350	19.396	93.988	97.257
9	10:36:45.771	1:09.664	21.036	26.873	21.755	81.146	70.565	2	10:29:23.933	1:06.745	21.926	26.905	17.914	99.863	101.371
10	10:38:11.017	1:25.246	25.421	30.765	29.060	67.175	28.020	3	10:30:32.553	1:08.620	24.937	26.207	17.476	105.184	102.142
(29) Robert DRUMMOND															
1	10:28:18.133			30.670	21.912	89.239	72.943	4	10:31:35.508	1:02.955	21.490	24.425	17.040	108.064	102.611
2	10:29:32.444	1:14.311	24.156	30.049	20.106	90.077	91.179	5	10:32:37.146	1:01.638	19.965	23.699	17.974	107.890	103.721
3	10:30:34.578	1:02.134	22.792	23.044	16.298	119.621	118.985	6	10:33:36.922	59.776	19.937	23.276	16.563	108.941	101.987
4	10:31:31.189	56.611	19.116	21.879	15.616	127.581	116.709	7	10:34:43.085	1:06.163	22.939	24.721	18.503	94.919	102.142
5	10:32:36.028	1:04.839	19.229	27.096	18.514	87.494	117.940	8	10:35:44.428	1:01.343	19.820	24.229	17.294	104.366	100.161
6	10:33:31.228	55.200	18.685	21.301	15.214	128.805	118.565	9	10:36:50.861	1:06.433	20.148	24.672	21.613	102.611	34.843
7	10:34:27.084	55.856	19.063	21.616	15.177	127.339	119.409	(28) Scott TOLLAN							
8	10:35:23.438	56.354	18.765	20.952	16.637	125.670	114.129	1	10:28:21.581			31.355	20.941	86.368	89.239
9	10:36:18.647	55.209	19.094	20.787	15.328	129.551	109.118	2	10:29:28.294	1:06.713	22.117	25.094	19.502	98.254	87.494
10	10:38:09.519	1:50.872	32.371	44.208	34.293	44.295	30.134	3	10:30:35.384	1:07.090	21.581	25.950	19.559	100.762	87.722
(54) Andrew MORRISON															
1	10:28:24.905			25.211	21.308	79.043	100.762	4	10:31:37.182	1:01.798	20.645	23.009	18.144	102.142	90.809
2	10:29:27.495	1:02.590	21.092	23.696	17.802	104.692	101.066	5	10:32:38.621	1:01.439	20.213	22.784	18.442	102.298	91.928
3	10:30:29.642	1:02.147	20.574	23.765	17.808	109.296	101.987	6	10:33:53.182	1:14.561	23.303	30.403	20.855	66.377	91.552
4	10:31:27.020	57.378	18.807	21.713	16.858	111.290	102.142	7	10:34:55.241	1:02.059	20.129	22.751	19.179	97.540	90.564
5	10:32:23.766	56.746	18.377	21.411	16.958	112.220	101.832	8	10:36:05.114	1:09.873	22.126	28.585	19.162	89.358	89.957
6	10:33:20.658	56.892	18.472	21.410	17.010	111.290	99.714	9	10:37:05.999	1:00.885	20.028	22.727	18.130	101.524	89.477
7	10:34:16.875	56.217	18.211	21.271	16.735	111.846	100.460	(59) Gary WAIT							
8	10:35:13.089	56.214	18.241	21.381	16.592	111.474	101.987	1	10:28:23.859			26.476	20.852	74.564	100.762
9	10:36:09.574	56.485	18.213	21.524	16.748	111.660	101.218	2	10:29:28.768	1:04.909			18.701		100.914
10	10:37:06.191	56.617	18.174	21.323	17.120	113.166	102.142	3	10:30:29.862	1:01.094	19.671	23.502	17.921		98.543
(69) Thomson McINTYRE															
1	10:28:23.275			26.994	20.640	77.224	96.558	4	10:31:28.147	58.285			17.314		101.987
2	10:29:26.406	1:03.131	21.357	24.782	16.992	110.193	100.310	5	10:32:26.202	58.055			17.448		99.272
3	10:30:28.302	1:01.896	21.372	23.254	17.270	104.366	103.242	6	10:33:24.572	58.370	18.762	21.864	17.744		98.688
4	10:31:26.419	58.117	19.084	22.107	16.926	111.105	103.084	7	10:34:24.093	59.521			18.510		112.786
5	10:32:30.234	1:03.815	22.753	23.364	17.698	101.218	101.832	8	10:35:23.814	59.721			17.764		111.846
6	10:33:28.782	58.548	19.493	22.150	16.905	113.357	102.298	9	10:36:22.562	58.748			17.682		112.408
7	10:34:36.273	1:07.491	22.900	24.331	20.260	96.558	80.081	10	10:37:27.903	1:05.341			20.897		113.549
8	10:35:48.819	1:12.546	23.427	28.206	20.913	73.745	93.335	(89) William ROBSON							
9	10:36:59.563	1:10.744	21.026	25.238	24.480	87.266	34.169	1	10:28:17.842			31.598	19.331	99.566	101.832
(80) Iain SINCLAIR															
1	10:28:40.224			31.172	23.816	66.246	73.262	2	10:29:48.407	1:08.183	22.980	25.291	19.912	88.183	86.702

Clerk of the Course.

Sig : Time :

Chief Timekeeper : Ian Sharp (SMART Timing)

Results available at www.mylaps.com and www.smart-timing.co.uk

Printed: 22/08/2016 17:36:37

Orbits





SMRC August Race Meeting

Scottish Saloons & Sportscars Championship

Knockhill 1.267 miles

Race 7 - 1st Race

21/08/2016 14:00

Race (15 Laps) started at 14:06:45

POLE POSITION

2
29 Robert DRUMMOND
55.200

4
59 Gary WAIT
58.055

6
89 William ROBSON
59.130

8
64 Charlie FRASER
59.776

1
79 Paul BRYDON
54.676

3
54 Andrew MORRISON
56.214

5
69 Thomson McINTYRE
58.117

7
80 Iain SINCLAIR
59.603

9
28 Scott TOLLAN
1:00.885

1
2
3
4
5

Clerk of the Course.

Sig : Time :

Chief Timekeeper : Ian Sharp (SMART Timing)

Results available at www.mylaps.com and www.smart-timing.co.uk

Orbits





Race Results



Bulletin No. _____

SMRC August Race Meeting

Sorted on Laps

Scottish Classics Championship

Knockhill 1.267 miles

Race 1 - 1st Race

21/08/2016 10:50

Race (12 Laps) started at 10:55:30

Pos	No.	Name	Make/Model	CC	Class Code	Laps	Total Tm	Diff	Best Tm	In Lap	Best Speed
1	39	Harry SIMPSON	Ginetta G4R	1851	CG	12	11:40.557		57.264	2	79.646
2	49	Raymond BOYD	Porsche 911	2998	CD	12	11:59.860	19.303	58.983	3	77.325
3	63	John KINMOND	Rover 3500	3500	CE	12	12:03.011	22.454	59.026	3	77.268
4	78	Andrew GRAHAM	Triumph TR8	3900	CE	12	12:04.302	23.745	59.206	2	77.033
5	21	Jimmy CROW	Ford Escort	2000	CB	12	12:32.420	51.863	1:01.599	2	74.041
6	57	Bruce MITCHELL	Lotus Europa TC	1800	CB	12	12:36.686	56.129	1:01.336	10	74.358
7	91	Craig HOUSTON	MGB GT V8	3948	Guest	11	11:41.495	1 Lap	1:02.098	4	73.446
8	35	Ian BLACKLIN	Ford Capri	3000	CD	11	11:48.120	1 Lap	1:03.113	8	72.265
9	41	Grant ALLAN	Porsche 911	2994	CD	11	11:58.866	1 Lap	1:03.474	4	71.854
10	17	Ian DALTRY	Alfa Romeo Alfasud	1494	CA	11	12:01.908	1 Lap	1:03.857	6	71.423
11	27	Mario FERRARI	Alfa Sprint Trofeo	1498	CA	11	12:08.255	1 Lap	1:04.568	9	70.636
12	10	Andy WALKER	Mallock Type R	1600	CG	11	12:24.267	1 Lap	1:05.364	9	69.776
13	85	Drummond BONE	Alfa Romeo Giulia Sprint	2000	Guest	11	12:30.671	1 Lap	1:05.923	9	69.184
14	13	Alistair BAPTIE	Fiat X1/9	1498	CA	11	12:32.323	1 Lap	1:05.958	4	69.148
15	20	William CONWAY	Mini Clubman GT	1380	CA	11	12:36.624	1 Lap	1:06.869	8	68.206

Not classified

DNF	4	Stan BERNARD	Porsche 911	2994	CD	3	3:26.475	DNF	1:03.539	2	71.780
DNS	77	Tommy GILMARTIN	Morgan +8	3900	CE			DNS		0	-

Announcements

New Track Record (57.264) for SMRC Classic S/S (G) by Harry SIMPSON.

Margin of Victory	Avg. Speed	Best Lap Tm	Best Speed	Best Lap by
19.303	78.124	57.264	79.646	39 - Harry SIMPSON

Clerk of the Course.

Orbits

Sig : Time :
Chief Timekeeper : Ian Sharp (SMART Timing)

Results available at www.mylaps.com and www.smart-timing.co.uk

Printed: 22/08/2016 17:19:47





SMRC August Race Meeting

Scottish Classics Championship

Knockhill 1.267 miles

Race 1 - 1st Race

21/08/2016 10:50

Race (12 Laps) started at 10:55:30

Lap	Time of Day	Lap Tm	S1	S2	S3	S3Spd	SFSpd
11	11:07:39.024	1:05.722	22.428	24.128	19.166	91.427	81.048

Lap	Time of Day	Lap Tm	S1	S2	S3	S3Spd	SFSpd
-----	-------------	--------	----	----	----	-------	-------

(10) Andy WALKER

1	10:56:48.426			25.752	20.332	89.716	78.950
2	10:57:54.303	1:05.877	21.797	24.625	19.455	90.320	83.260
3	10:59:02.312	1:08.009	22.540	25.499	19.970	88.884	78.580
4	11:00:09.170	1:06.858	22.409	24.961	19.488	87.837	80.755
5	11:01:15.688	1:06.518	21.606	25.234	19.678	86.590	80.081
6	11:02:21.907	1:06.219	21.657	25.399	19.163	85.925	82.951
7	11:03:29.696	1:07.789	22.285	25.976	19.528	85.706	77.851
8	11:04:37.671	1:07.975	21.792	25.844	20.339	86.590	77.851
9	11:05:43.035	1:05.364	21.174	24.745	19.445	88.068	79.890
10	11:06:49.578	1:06.543	22.004	25.242	19.297	87.266	81.839
11	11:07:55.036	1:05.458	21.344	24.618	19.496	86.814	81.540

(85) Drummond BONE

1	10:56:48.956			26.921	21.689	87.952	79.700
2	10:57:57.828	1:08.872	22.608	26.259	20.005	89.120	82.139
3	10:59:05.794	1:07.966	22.056	26.298	19.612	89.957	83.675
4	11:00:13.635	1:07.841	21.913	26.555	19.373	89.002	82.849
5	11:01:21.213	1:07.578	21.882	26.471	19.225	88.767	84.625
6	11:02:27.381	1:06.168	21.657	25.285	19.226	90.932	83.467
7	11:03:34.468	1:07.087	21.973	25.990	19.124	90.320	83.989
8	11:04:40.797	1:06.329	21.598	25.328	19.403	90.442	83.571
9	11:05:46.720	1:05.923	21.381	25.437	19.105	90.564	84.095
10	11:06:53.688	1:06.968	21.742	25.797	19.429	89.358	84.732
11	11:08:01.440	1:07.752	21.310	25.733	20.709	90.442	82.139

(13) Alistair BAPTIE

1	10:56:49.471			26.468	21.244	82.039	72.864
2	10:57:56.943	1:07.472	21.649	25.644	20.179	80.658	74.399
3	10:59:04.683	1:07.740	20.988	24.960	21.792	86.368	71.013
4	11:00:10.641	1:05.958	21.356	24.745	19.857	84.200	75.572
5	11:01:17.813	1:07.172	20.803	25.122	21.247	85.596	72.081
6	11:02:24.387	1:06.574	20.954	25.830	19.790	82.645	75.657
7	11:03:31.877	1:07.490	20.611	26.331	20.548	77.851	74.399
8	11:04:38.791	1:06.914	21.044	24.939	20.931	83.675	73.102
9	11:05:46.443	1:07.652	21.036	24.732	21.884	85.815	71.089
10	11:06:55.596	1:09.153	22.589	26.314	20.250	82.747	74.481
11	11:08:03.092	1:07.496	20.722	25.230	21.544	85.162	63.249

(20) William CONWAY

1	10:56:46.025			25.897	20.174	83.571	75.064
2	10:57:53.669	1:07.644	21.816	25.222	20.606	83.054	75.487
3	10:59:02.412	1:08.743	22.841	25.385	20.517	82.543	74.981
4	11:00:11.727	1:09.315	22.584	26.653	20.078	81.839	74.981
5	11:01:18.944	1:07.217	21.697	25.293	20.227	82.747	75.572
6	11:02:27.269	1:08.325	22.891	25.256	20.178	82.543	75.657
7	11:03:36.451	1:09.182	22.571	26.216	20.395	83.571	76.000
8	11:04:43.320	1:06.869	21.592	25.139	20.138	83.260	74.981
9	11:05:50.542	1:07.222	21.727	25.209	20.286	82.139	75.064
10	11:06:57.508	1:06.966	21.498	25.243	20.225	82.849	75.148
11	11:08:07.393	1:09.885	22.869	26.221	20.795	83.054	75.317

(4) Stan BERNARD

1	10:56:38.692			24.060	18.022	101.066	94.651
2	10:57:42.231	1:03.539	20.870	23.975	18.694	101.371	91.427
3	10:58:57.244	1:15.013	22.191	28.279	24.543	75.064	34.916

Clerk of the Course.

Sig : Time :
Chief Timekeeper : Ian Sharp (SMART Timing)

Results available at www.mylaps.com and www.smart-timing.co.uk

Orbits





Race Results



Bulletin No. _____

SMRC August Race Meeting

Lapchart


Scottish Classics Championship

Knockhill 1.267 miles

Race 1 - 1st Race

21/08/2016 10:50

Race (12 Laps) started at 10:55:30



Competitors	Laps											
	1	2	3	4	5	6	7	8	9	10	11	12
Harry SIMPSON (39)	1	39	39	39	39	39	39	39	39	39	39	39
Raymond BOYD (49)	2	49	49	49	49	49	49	49	49	49	49	49
John KINMOND (63)	3	63	63	63	63	63	63	63	63	63	63	63
Andrew GRAHAM (78)	4	78	78	78	78	78	78	78	78	78	78	78
Jimmy CROW (21)	5	21	21	21	21	57	57	57	57	57	57	21
Bruce MITCHELL (57)	6	57	57	57	57	21	21	21	21	21	21	57
Stan BERNARD (4)	7	4	4	91	91	91	91	91	91	91	91	91
Ian BLACKLIN (35)	8	35	35	35	35	35	35	35	35	35	35	35
Craig HOUSTON (91)	9	91	91	41	41	41	41	41	41	41	41	41
Ian DALTRY (17)	10	17	41	17	17	17	17	17	17	17	17	17
Grant ALLAN (41)	11	41	17	4	27	27	27	27	27	27	27	27
William CONWAY (20)	12	20	27	27	10	10	10	10	10	10	10	10
Mario FERRARI (27)	13	27	20	10	13	13	13	13	13	85	85	85
Andy WALKER (10)	14	10	10	20	20	20	85	85	85	13	13	13
Drummond BONE (85)	15	85	13	13	85	85	85	20	20	20	20	20
Alistair BAPTIE (13)	16	13	85	85								
-	17											

Margin of Victory	Avg. Speed	Best Lap Tm	Best Speed	Best Lap by
19.303	78.124	57.264	79.646	39 - Harry SIMPSON

Clerk of the Course.

Orbits

Sig : Time :
Chief Timekeeper : Ian Sharp (SMART Timing)

Results available at www.mylaps.com and www.smart-timing.co.uk





SMRC August Race Meeting

Scottish Classics Championship

Knockhill 1.267 miles

Race 10 - 2nd Race

21/08/2016 15:05

Race (12 Laps) started at 15:21:24

POLE POSITION

2
49 Raymond BOYD

4
78 Andrew GRAHAM

6
57 Bruce MITCHELL

8
35 Ian BLACKLIN

10
17 Ian DALTRY

12
10 Andy WALKER

14
13 Alistair BAPTIE

16
4 Stan BERNARD

1
39 Harry SIMPSON

3
63 John KINMOND

5
21 Jimmy CROW

7
91 Craig HOUSTON

9
41 Grant ALLAN

11
27 Mario FERRARI

13
85 Drummond BONE

15
20 William CONWAY

17
77 Tommy GILMARTIN

1
2
3
4
5
6
7
8
9

Clerk of the Course.

Sig : Time :

Chief Timekeeper : Ian Sharp (SMART Timing)

Results available at www.mylaps.com and www.smart-timing.co.uk

Printed: 22/08/2016 17:20:47

Orbits





SMRC August Race Meeting

Sorted on Laps

Scottish BMW Compact Cup

Knockhill 1.267 miles

Race 2 - 1st Race - AMENDED RESULT

21/08/2016 11:15

Race (12 Laps) started at 11:16:27

Pos	No.	Name	Make/Model	CC	Class Code	Laps	Total Tm	Diff	Best Tm	In Lap	Best Speed
1	85	Gary CLARK	BMW Compact	1900	BMWCC	12	12:48.140		1:03.459	4	71.871
2	14	Lee ELRICK	BMW Compact	1900	BMWCN	12	12:48.399	0.259	1:03.327	4	72.020
3	97	Greig SUTHERLAND	BMW Compact	1900	BMWCN	12	12:54.625	6.485	1:03.478	4	71.849
4	91	Neil MacINNES	BMW Compact	1900	BMWCN	12	12:55.227	7.087	1:03.780	4	71.509
5	28	Alistair SMITH	BMW Compact	1900	BMWCN	12	12:56.292	8.152	1:03.605	5	71.706
6	23	David McNAUGHTON	BMW Compact	1900	BMWCC	12	12:56.669	8.529	1:03.684	10	71.617
7	72	Cliff HARPER	BMW Compact	1900	BMWCC	12	12:57.724	9.584	1:03.718	5	71.579
8	81	Douglas SIMPSON	BMW Compact	1900	BMWCN	12	13:03.335	15.195	1:04.085	7	71.169
9	4	Ray McDOWALL	BMW Compact	1900	BMWCC	12	13:11.003	22.863	1:04.616	10	70.584
10	53	Andrew MACKIE	BMW Compact	1900	BMWCN	12	13:11.517	23.377	1:04.717	10	70.474
11	32	Liam GRANT	BMW Compact	1900	BMWCN	12	13:13.062	24.922	1:04.877	5	70.300
12	40	Steven GOLDIE	BMW Compact	1900	BMWCN	12	13:16.926	28.786	1:04.604	8	70.597
13	65	Jeff CLARK	BMW Compact	1900	Guest	12	13:20.625	32.485	1:04.976	6	70.193
14	77	Ashleigh MORRIS	BMW Compact	1900	BMWCC	12	13:25.266	37.126	1:05.015	7	70.151
15	55	Gordon McSHANNOCK	BMW Compact	1900	BMWCN	12	13:49.753	1:01.613	1:07.235	7	67.834

Announcements

Car No's.77, 91 & 97 - Racetime includes 5 second time penalty - Exceeding track limits.

12:10 AMENDED RESULT - Car No's 77, 91 & 97 - Time penalties for exceeding track limits rescinded.

Margin of Victory	Avg. Speed	Best Lap Tm	Best Speed	Best Lap by
0.259	71.250	1:03.327	72.020	14 - Lee ELRICK

Clerk of the Course.

Orbits

Sig : Time :

Chief Timekeeper : Ian Sharp (SMART Timing)

 Results available at www.mylaps.com and www.smart-timing.co.uk

Printed: 22/08/2016 17:31:18





SMRC August Race Meeting

Scottish BMW Compact Cup

Knockhill 1.267 miles

Race 2 - 1st Race

21/08/2016 11:15

Race (12 Laps) started at 11:16:27

Lap	Time of Day	Lap Tm	S1	S2	S3	S3Spd	SFSpd	Lap	Time of Day	Lap Tm	S1	S2	S3	S3Spd	SFSpd
7	11:24:09.862	1:05.196	20.956	24.493	19.747	88.416	79.700								
8	11:25:15.857	1:05.995	21.373	24.731	19.891	87.608	79.043								
9	11:26:21.778	1:05.921	21.135	24.727	20.059	88.183	79.700								
10	11:27:27.622	1:05.844	21.208	24.768	19.868	87.952	79.606								
11	11:28:34.390	1:06.768	21.733	24.968	20.067	88.532	78.950								
12	11:29:40.585	1:06.195	21.166	24.516	20.513	88.183	78.672								

(40) Steven GOLDIE

1	11:17:37.584			24.280	19.725	90.442	79.043								
2	11:18:42.204	1:04.620	20.790	24.231	19.599	90.686	79.230								
3	11:19:47.707	1:05.503	21.100	24.419	19.984	89.596	74.981								
4	11:21:01.371	1:13.664	20.976	24.231	28.457	89.836	77.491								
5	11:22:07.208	1:05.837	20.926	25.060	19.851	88.884	79.985								
6	11:23:13.003	1:05.795	20.695	24.138	20.962	90.198	78.488								
7	11:24:18.955	1:05.952	21.152	24.904	19.896	88.767	79.890								
8	11:25:23.559	1:04.604	20.752	24.090	19.762	90.320	79.890								
9	11:26:28.768	1:05.209	20.902	24.256	20.051	90.077	79.795								
10	11:27:34.086	1:05.318	20.997	24.532	19.789	89.120	79.700								
11	11:28:39.287	1:05.201	20.976	24.371	19.854	89.120	79.230								
12	11:29:44.449	1:05.162	20.967	24.374	19.821	89.836	79.230								

(65) Jeff CLARK

1	11:17:42.590			25.861	20.718	86.702	76.345								
2	11:18:48.704	1:06.114	21.268	24.669	20.177	87.837	76.782								
3	11:19:54.399	1:05.695	21.192	24.435	20.068	87.608	78.214								
4	11:21:00.477	1:06.078	21.123	24.463	20.492	87.837	76.519								
5	11:22:07.588	1:07.111	21.000	26.210	19.901	88.183	78.672								
6	11:23:12.564	1:04.976	20.895	24.395	19.686	88.068	78.123								
7	11:24:19.496	1:06.932	21.328	25.511	20.093	87.380	78.032								
8	11:25:25.031	1:05.535	21.118	24.436	19.981	88.068	77.851								
9	11:26:30.375	1:05.344	21.118	24.401	19.825	88.068	78.123								
10	11:27:37.136	1:06.761	21.943	24.769	20.049	87.837	78.580								
11	11:28:42.832	1:05.696	21.271	24.584	19.841	87.153	77.851								
12	11:29:48.148	1:05.316	21.311	24.219	19.786	88.416	77.941								

(77) Ashleigh MORRIS

1	11:17:40.849			25.506	19.989	86.368	77.761								
2	11:18:45.902	1:05.053	21.038	24.210	19.805	88.532	78.857								
3	11:19:51.263	1:05.361	21.202	24.437	19.722	88.416	78.857								
4	11:20:56.502	1:05.239	20.943	24.247	20.049	88.532	78.672								
5	11:22:06.273	1:09.771	23.631	26.362	19.778	88.416	79.323								
6	11:23:11.889	1:05.616	20.976	24.475	20.165	87.494	79.136								
7	11:24:16.904	1:05.015	21.129	24.241	19.645	88.884	78.857								
8	11:25:22.354	1:05.450	20.915	24.624	19.911	87.494	78.672								
9	11:26:27.452	1:05.098	21.065	24.299	19.734	88.416	78.950								
10	11:27:41.020	1:13.568	26.802	26.540	20.226	87.266	77.491								
11	11:28:46.834	1:05.814	21.098	24.761	19.955	87.608	78.580								
12	11:29:52.789	1:05.955	21.355	24.495	20.105	87.494	74.647								

(55) Gordon McSHANNOCK

1	11:17:43.388			26.074	20.519	85.487	76.607								
2	11:18:51.257	1:07.869	22.094	25.259	20.516	86.146	76.607								
3	11:19:58.940	1:07.683	21.903	25.504	20.276	85.162	76.958								
4	11:21:06.492	1:07.552	22.005	25.135	20.412	85.815	76.607								
5	11:22:14.201	1:07.709	22.084	25.404	20.221	86.035	77.224								
6	11:23:21.490	1:07.289	21.770	25.172	20.347	85.487	77.671								
7	11:24:28.725	1:07.235	21.989	25.127	20.119	86.146	77.224								
8	11:25:36.726	1:08.001	21.848	25.444	20.709	86.257	77.491								
9	11:26:44.521	1:07.795	22.003	25.508	20.284	85.925	77.313								
10	11:27:52.045	1:07.524	21.730	25.523	20.271	85.270	77.135								
11	11:29:09.454	1:17.409	30.462	26.485	20.462	84.732	77.135								
12	11:30:17.276	1:07.822	22.113	25.393	20.316	85.487	77.224								

Clerk of the Course.

Orbits

 Sig : Time :
 Chief Timekeeper : Ian Sharp (SMART Timing)

 Results available at www.mylaps.com and www.smart-timing.co.uk




SMRC August Race Meeting

Lapchart

Scottish BMW Compact Cup

Knockhill 1.267 miles

Race 2 - 1st Race

21/08/2016 11:15

Race (12 Laps) started at 11:16:27

Competitors	Laps	Laps											
		1	2	3	4	5	6	7	8	9	10	11	12
Gary CLARK (85)	1	85	85	85	85	85	85	85	85	85	85	85	85
Lee ELRICK (14)	2	14	14	14	14	14	14	14	14	14	14	14	14
Alistair SMITH (28)	3	28	97	97	97	97	97	97	97	97	97	97	97
Greig SUTHERLAND (97)	4	97	28	28	28	28	28	28	28	28	28	28	91
Neil MacINNES (91)	5	91	91	91	91	91	91	91	91	91	91	91	28
Cliff HARPER (72)	6	72	72	40	23	23	23	23	23	23	23	23	23
Steven GOLDIE (40)	7	40	40	72	72	72	72	72	72	72	72	72	72
Liam GRANT (32)	8	32	23	23	81	81	81	81	81	81	81	81	81
David McNAUGHTON (23)	9	23	32	32	32	32	32	32	32	32	32	4	4
Douglas SIMPSON (81)	10	81	81	81	77	4	4	4	4	4	4	53	53
Ashleigh MORRIS (77)	11	77	77	77	4	53	53	53	53	53	53	32	32
Andrew MACKIE (53)	12	53	4	4	53	77	77	77	77	77	40	40	40
Ray McDOWALL (4)	13	4	53	53	65	40	65	40	40	40	65	65	65
Jeff CLARK (65)	14	65	65	65	40	65	40	65	65	65	77	77	77
Gordon McSHANNOCK (55)	15	55	55	55	55	55	55	55	55	55	55	55	55

Margin of Victory	Avg. Speed	Best Lap Tm	Best Speed	Best Lap by
0.259	71.250	1:03.327	72.020	14 - Lee ELRICK

Clerk of the Course.

Orbits

Sig : Time :
Chief Timekeeper : Ian Sharp (SMART Timing)

Results available at www.mylaps.com and www.smart-timing.co.uk





SMRC August Race Meeting

Scottish BMW Compact Cup

Knockhill 1.267 miles

Race 11 - 2nd Race

21/08/2016 15:30

Race (12 Laps) started at 15:43:43

POLE POSITION

2
14 Lee ELRICK

4
91 Neil MacINNES

6
23 David McNAUGHTON

8
81 Douglas SIMPSON

10
53 Andrew MACKIE

12
40 Steven GOLDIE

14
77 Ashleigh MORRIS

1
85 Gary CLARK

3
97 Greig SUTHERLAND

5
28 Alistair SMITH

7
72 Cliff HARPER

9
4 Ray McDOWALL

11
32 Liam GRANT

13
65 Jeff CLARK

15
55 Gordon McSHANNOCK

1
2
3
4
5
6
7
8

Clerk of the Course.

Sig : Time :

Chief Timekeeper : Ian Sharp (SMART Timing)

Results available at www.mylaps.com and www.smart-timing.co.uk

Printed: 22/08/2016 17:15:30

Orbits



Race Results



Bulletin No. _____

SMRC August Race Meeting

Sorted on Laps

Scottish Legends Championship

Knockhill 1.267 miles

Race 3 - Heat 1

21/08/2016 11:40

Race (8 Laps) started at 11:40:31

Pos	No.	Name	Make/Model	CC	Class Code	Laps	Total Tm	Diff	Best Tm	In Lap	Best Speed
1	6	David HUNTER	Ford Coupe	1250	L	8	8:10.834		1:00.147	8	75.828
2	1	John PATERSON	Ford Coupe	1250	L	8	8:13.190	2.356	1:00.107	7	75.879
3	46	Ross McCULLOCH	Ford Coupe	1250	L R	8	8:14.634	3.800	1:00.462	2	75.433
4	37	Ivor GREENWOOD	Ford Coupe	1250	L	8	8:25.055	14.221	1:01.767	5	73.839
5	17	Billy WAIT	37 Ford	1250	L	8	8:30.873	20.039	1:01.400	4	74.281
6	7	Andy DUNN	Ford Coupe	1250	LT	8	8:31.380	20.546	1:01.993	3	73.570
7	52	Stewart BLACK	Ford Coupe	1250	L	8	8:32.780	21.946	1:00.788	4	75.029
8	85	Mark BEATY	Ford Coupe	1250	L R	8	8:35.537	24.703	1:02.566	8	72.896
9	71	Ryan McLEISH	Ford Coupe	1250	L R	8	8:37.752	26.918	1:02.241	8	73.277
10	38	Pino PALAZZO	Ford Sedan	1250	L	8	8:41.018	30.184	1:01.429	6	74.246
11	33	Kieran BEATY	Ford Coupe	1250	L R	8	8:45.979	35.145	1:03.397	8	71.941
12	4	Colin McNEILL	Ford Coupe	1250	L	8	9:04.908	54.074	1:04.175	2	71.069

Not classified

DNF	88	Jeff PRITCHARD	Ford Coupe	1200	L	4	5:45.348	DNF	1:03.574	2	71.741
-----	----	----------------	------------	------	---	---	----------	-----	----------	---	--------

Margin of Victory	Avg. Speed	Best Lap Tm	Best Speed	Best Lap by
2.356	74.336	1:00.107	75.879	1 - John PATERSON

Clerk of the Course.

Orbits

Sig : Time :
Chief Timekeeper : Ian Sharp (SMART Timing)

Results available at www.mylaps.com and www.smart-timing.co.uk

Printed: 22/08/2016 17:33:26





SMRC August Race Meeting

Lapchart

Scottish Legends Championship

Knockhill 1.267 miles

Race 3 - Heat 1

21/08/2016 11:40

Race (8 Laps) started at 11:40:31

Competitors	Laps	Laps								
		0	1	2	3	4	5	6	7	8
Ross McCULLOCH (46)	1	46	46	46	46	46	6	6	6	6
David HUNTER (6)	2	6	6	6	6	6	46	46	1	1
Andy DUNN (7)	3	7	7	1	1	1	1	1	46	46
Colin McNEILL (4)	4	4	17	71	37	37	37	37	37	37
Stewart BLACK (52)	5	52	52	37	7	7	7	7	17	17
Pino PALAZZO (38)	6	38	38	7	71	71	17	7	7	
Billy WAIT (17)	7	17	1	88	17	17	17	52	52	52
Jeff PRITCHARD (88)	8	88	71	4	85	85	52	85	85	85
John PATERSON (1)	9	1	85	85	4	52	85	71	71	71
Ryan McLEISH (71)	10	71	37	17	33	33	33	38	38	38
Mark BEATY (85)	11	85	88	33	52	4	38	33	33	33
Kieran BEATY (33)	12	33	4	52	88	38	4	4	4	4
Ivor GREENWOOD (37)	13	37	33	38	38	88				

Margin of Victory	Avg. Speed	Best Lap Tm	Best Speed	Best Lap by
2.356	74.336	1:00.107	75.879	1 - John PATERSON

Clerk of the Course.

Orbits

Sig : Time :
Chief Timekeeper : Ian Sharp (SMART Timing)

Results available at www.mylaps.com and www.smart-timing.co.uk

Printed: 22/08/2016 17:33:57



Race Results



Bulletin No. _____

SMRC August Race Meeting

Sorted on Laps

Scottish Fiesta Championship

Knockhill 1.267 miles

Race 4 - 1st Race

21/08/2016 12:00

Race (12 Laps) started at 11:57:47

Pos	No.	Name	Make/Model	CC	Class Code	Laps	Total Tm	Diff	Best Tm	In Lap	Best Speed
1	7	Kevin WHYTE	Ford Fiesta ST	2000	ST	12	12:44.171		1:02.405	3	73.085
2	51	Chris MILFORD	Ford Fiesta ST	2000	ST	12	12:44.200	0.029	1:02.712	3	72.727
3	55	Stephen WARD	Ford Fiesta ST	2000	ST	12	12:48.742	4.571	1:03.068	4	72.316
4	1	Wayne MacCAULAY	Ford Fiesta ST	2000	ST	12	12:58.314	14.143	1:02.261	3	73.254
5	12	Liam ROBERTSON	Ford Fiesta ST	2000	ST	12	12:58.727	14.556	1:03.729	2	71.566
6	24	Steven GRAY	Ford Fiesta XR2	1600	XR	12	13:06.283	22.112	1:04.481	8	70.732
7	50	Jim DEANS	Ford Fiesta XR2	1600	XR	12	13:06.296	22.125	1:04.510	8	70.700
8	22	Gavin BUTTERWORTH	Ford Fiesta XR2	1600	XR	12	13:16.911	32.740	1:04.728	4	70.462
9	57	Alec TOWNLEY	Ford Fiesta XR2	1600	XRN	12	13:28.834	44.663	1:06.346	4	68.743
10	18	Barry FARQUHARSON	Ford Fiesta XR2	1600	XRN	12	13:32.285	48.114	1:04.590	3	70.612
11	47	Ian HART	Ford Fiesta ST	2000	ST	12	13:37.027	52.856	1:06.387	8	68.701
12	44	Robert KERR	Ford Fiesta XR2	1600	XRN	11	13:39.296	1 Lap	1:11.615	4	63.686

Not classified

DNF	98	Gordon HASTON	Ford Fiesta XR2	1600	XRN	2	2:55.697	DNF	1:24.484	2	53.985
DNF	61	Peter CRUICKSHANK	Ford Fiesta ST	2000	ST	1	1:09.615	DNF		0	-

Announcements

Car No.18 - Racetime includes 5 second time penalty - Exceeding track limits.

Margin of Victory	Avg. Speed	Best Lap Tm	Best Speed	Best Lap by
0.029	71.620	1:02.261	73.254	1 - Wayne MacCAULAY

Clerk of the Course.

Orbits

Sig : Time :
Chief Timekeeper : Ian Sharp (SMART Timing)

Results available at www.mylaps.com and www.smart-timing.co.uk

Printed: 22/08/2016 17:24:23





SMRC August Race Meeting

Scottish Fiesta Championship

Knockhill 1.267 miles

Race 4 - 1st Race

21/08/2016 12:00

Race (12 Laps) started at 11:57:47

Lap	Time of Day	Lap Tm	S1	S2	S3	S3Spd	SFSpd	Lap	Time of Day	Lap Tm	S1	S2	S3	S3Spd	SFSpd
7	12:05:49.270	1:07.705	22.442	25.590	19.673	86.814	79.606								
8	12:06:55.657	1:06.387	21.931	24.902	19.554	87.266	79.795								
9	12:08:02.982	1:07.325	22.135	25.542	19.648	86.927	79.606								
10	12:09:09.903	1:06.921	22.162	25.094	19.665	86.927	79.417								
11	12:10:17.193	1:07.290	22.330	25.190	19.770	87.153	79.136								
12	12:11:24.194	1:07.001	22.038	25.342	19.621	87.722	75.064								

(44) Robert KERR

1	11:59:09.676			28.170	22.267	74.730	69.398
2	12:00:23.760	1:14.084	24.132	27.545	22.407	76.694	70.343
3	12:01:37.403	1:13.643	24.354	27.404	21.885	77.135	71.013
4	12:02:49.018	1:11.615	23.280	27.017	21.318	77.402	70.938
5	12:04:01.329	1:12.311	23.009	27.577	21.725	77.761	71.696
6	12:05:14.302	1:12.973	23.541	27.260	22.172	77.761	72.159
7	12:06:29.397	1:15.095	25.099	27.893	22.103	75.914	70.123
8	12:07:43.594	1:14.197	23.364	29.137	21.696	76.259	70.863
9	12:08:57.500	1:13.906	24.407	27.547	21.952	74.981	69.686
10	12:10:13.285	1:15.785	24.320	29.262	22.203	77.402	69.254
11	12:11:26.463	1:13.178	23.218	27.320	22.640	77.135	68.477

(98) Gordon HASTON

1	11:59:18.380			27.197	21.481	76.432	69.542
2	12:00:42.864	1:24.484	24.538	31.813	28.133	51.781	41.170

(61) Peter CRUICKSHANK

1	11:58:56.782			23.761	21.355	89.596	74.152
---	--------------	--	--	---------------	---------------	---------------	---------------

Clerk of the Course.

Sig : Time :
Chief Timekeeper : Ian Sharp (SMART Timing)

Results available at www.mylaps.com and www.smart-timing.co.uk

Printed: 22/08/2016 17:24:54

Orbits





SMRC August Race Meeting

Lapchart

Scottish Fiesta Championship

Knockhill 1.267 miles

Race 4 - 1st Race

21/08/2016 12:00

Race (12 Laps) started at 11:57:47

Competitors	Laps											
	1	2	3	4	5	6	7	8	9	10	11	12
Wayne MacCAULAY (1)	1	1	1	7	7	7	7	7	7	7	7	7
Kevin WHYTE (7)	2	7	7	51	51	51	51	51	51	51	51	51
Chris MILFORD (51)	3	51	51	1	1	1	55	55	55	55	55	55
Stephen WARD (55)	4	55	55	55	55	55	1	1	1	1	1	1
Liam ROBERTSON (12)	5	12	12	12	12	12	12	12	12	12	12	12
Peter CRUICKSHANK (61)	6	61	50	50	50	50	50	50	50	50	50	24
Jim DEANS (50)	7	50	24	24	24	24	24	24	24	24	24	50
Steven GRAY (24)	8	24	18	18	18	18	22	18	18	18	22	22
Gavin BUTTERWORTH (22)	9	22	22	22	22	22	18	22	22	22	18	18
Barry FARQUHARSON (18)	10	18	57	57	57	57	57	57	57	57	57	57
Alec TOWNLEY (57)	11	57	47	47	47	47	47	47	47	47	47	47
Ian HART (47)	12	47	44	44	44	44	44	44	44	44	44	44
Robert KERR (44)	13	44	98									
Gordon HASTON (98)	14	98										

Margin of Victory	Avg. Speed	Best Lap Tm	Best Speed	Best Lap by
0.029	71.620	1:02.261	73.254	1 - Wayne MacCAULAY

Clerk of the Course.

Orbits

Sig : Time :
 Chief Timekeeper : Ian Sharp (SMART Timing)
 Results available at www.mylaps.com and www.smart-timing.co.uk





SMRC August Race Meeting

Scottish Fiesta Championship

Knockhill 1.267 miles

Race 131- 2nd Race

21/08/2016 16:15

Race (12 Laps) started at 16:44:43

POLE POSITION

2
51 Chris MILFORD

4
1 Wayne MacCAULAY

6
24 Steven GRAY

8
22 Gavin BUTTERWORTH

10
18 Barry FARQUHARSON

12
44 Robert KERR

14
61 Peter CRUICKSHANK

1
7 Kevin WHYTE

3
55 Stephen WARD

5
12 Liam ROBERTSON

7
50 Jim DEANS

9
57 Alec TOWNLEY

11
47 Ian HART

13
98 Gordon HASTON

1
2
3
4
5
6
7

Clerk of the Course.

Sig : Time :

Chief Timekeeper : Ian Sharp (SMART Timing)

Results available at www.mylaps.com and www.smart-timing.co.uk

Printed: 22/08/2016 17:25:24

Orbits





OFFICIAL FEEDER SERIES

BEATSON'S
BUILDING SUPPLIES

Race Results

Bulletin No. _____



SMRC August Race Meeting

Sorted on Laps

Scottish Formula Ford 1600 Championship

Knockhill 1.267 miles

Race 5 - 1st Race

21/08/2016 12:25

Race (12 Laps) started at 12:22:50

Pos	No.	Name	Make/Model	CC	Class Code	Laps	Total Tm	Diff	Best Tm	In Lap	Best Speed
1	25	Neil MacLENNAN	Ray GR14	1600	FFA	12	11:08.462		55.216	6	82.600
2	50	Jamie THORBURN	Ray GR15	1600	FFAN	12	11:16.801	8.339	55.789	11	81.752
3	8	Sebastian MELROSE	Ray GR14	1600	FFA	12	11:21.896	13.434	56.175	11	81.190
4	71	Matthew COWLEY	Van Dieman JL13	1600	FFAN	12	11:24.138	15.676	55.842	6	81.674
5	92	Matthew CHISHOLM	Van Diemen RF92	1600	FFB	12	11:24.231	15.769	55.932	12	81.543
6	70	David THORBURN	Ray GR15	1600	FFA	12	11:37.736	29.274	56.768	4	80.342
7	3	Neil BROOME	Swift SC93C	1600	FFB	12	11:38.073	29.611	56.853	7	80.222
8	30	Steven BARLOW	Ray GR10	1600	FFA	12	11:39.533	31.071	57.151	4	79.803
9	29	Ross HOWE	Van Diemen RF99	1600	FFAN	12	11:44.250	35.788	57.466	4	79.366
10	27	David HOURIE	Van Diemen RF90	1600	FFBN	12	11:47.088	38.626	57.433	6	79.411
11	77	Fraser GRAY	Ray GR14	1600	FFA	12	11:51.581	43.119	57.734	2	78.997
12	16	Ivor MAIRS	Mondiale	1600	FFB	12	11:53.376	44.914	58.067	8	78.544

Margin of Victory	Avg. Speed	Best Lap Tm	Best Speed	Best Lap by
8.339	81.875	55.216	82.600	25 - Neil MacLENNAN

Clerk of the Course.

Orbits

Sig : Time :
Chief Timekeeper : Ian Sharp (SMART Timing)

Results available at www.mylaps.com and www.smart-timing.co.uk





OFFICIAL FEEDER SERIES

BEATSON'S
BUILDING SUPPLIES

Lap times

Bulletin No. _____



SMRC August Race Meeting

Scottish Formula Ford 1600 Championship

Knockhill 1.267 miles

Race 5 - 1st Race

21/08/2016 12:25

Race (12 Laps) started at 12:22:50

Lap	Time of Day	Lap Tm	S1	S2	S3	S3Spd	SFSpd	Lap	Time of Day	Lap Tm	S1	S2	S3	S3Spd	SFSpd
7	12:29:49.018	58.007	18.874	21.913	17.220	100.611	91.802								
8	12:30:47.580	58.562	18.864	22.092	17.606	101.218	91.427								
9	12:31:46.476	58.896	18.701	22.631	17.564	100.161	91.677								
10	12:32:45.019	58.543	18.611	22.102	17.830	101.832	90.442								
11	12:33:43.999	58.980	18.977	22.123	17.880	101.218	92.562								
12	12:34:41.838	57.839	18.758	21.992	17.089	101.218	92.435								

(16) Ivor MAIRS

1	12:23:55.663			22.357	17.359	98.111	87.380
2	12:24:53.818	58.155	18.602	22.142	17.411	97.824	86.146
3	12:25:54.551	1:00.733	20.047	22.945	17.741	96.976	85.270
4	12:26:54.394	59.843	18.904	23.145	17.794	94.785	85.379
5	12:27:53.493	59.099	18.923	22.596	17.580	96.836	84.518
6	12:28:51.873	58.380	18.776	22.154	17.450	99.272	85.596
7	12:29:50.541	58.668	18.834	22.388	17.446	97.540	86.368
8	12:30:48.608	58.067	18.800	22.006	17.261	98.398	87.722
9	12:31:46.775	58.167	18.612	21.960	17.595	99.714	83.571
10	12:32:45.028	58.253	18.731	22.104	17.418	99.714	83.780
11	12:33:43.920	58.892	19.242	22.189	17.461	100.310	86.590
12	12:34:43.633	59.713	19.108	22.649	17.956	98.543	64.095

Clerk of the Course.

Sig : Time :
Chief Timekeeper : Ian Sharp (SMART Timing)

Results available at www.mylaps.com and www.smart-timing.co.uk

Orbits





OFFICIAL FEEDER SERIES

BEATSON'S
BUILDING SUPPLIES

Race Results

Bulletin No. _____



SMRC August Race Meeting

Lapchart

Scottish Formula Ford 1600 Championship

Knockhill 1.267 miles

Race 5 - 1st Race

21/08/2016 12:25

Race (12 Laps) started at 12:22:50

Competitors	Laps											
	1	2	3	4	5	6	7	8	9	10	11	12
Neil MacLENNAN (25)	1	25	25	25	25	25	25	25	25	25	25	25
Jamie THORBURN (50)	2	50	50	50	50	50	50	50	50	50	50	50
Sebastian MELROSE (8)	3	8	8	8	8	8	8	8	8	8	8	8
Matthew CHISHOLM (92)	4	92	92	92	92	71	71	71	71	71	71	71
Matthew COWLEY (71)	5	71	70	71	71	71	92	92	92	92	92	92
David THORBURN (70)	6	70	71	70	70	3	3	3	70	70	70	70
Neil BROOME (3)	7	3	3	3	3	30	70	70	3	3	3	3
Steven BARLOW (30)	8	30	30	30	30	70	30	30	30	30	30	30
David HOURIE (27)	9	27	27	27	27	27	27	29	29	29	29	29
Ivor MAIRS (16)	10	16	16	29	29	29	29	29	27	27	27	27
Ross HOWE (29)	11	29	29	77	77	77	77	77	77	77	16	77
Fraser GRAY (77)	12	77	77	16	16	16	16	16	16	16	77	16

Margin of Victory	Avg. Speed	Best Lap Tm	Best Speed	Best Lap by
8.339	81.875	55.216	82.600	25 - Neil MacLENNAN

Clerk of the Course.

Orbits

Sig : Time :
Chief Timekeeper : Ian Sharp (SMART Timing)

Results available at www.mylaps.com and www.smart-timing.co.uk

Printed: 22/08/2016 17:30:05





OFFICIAL FEEDER SERIES

BEATSON'S
BUILDING SUPPLIES

Grid Sheet

Bulletin No. _____



SMRC August Race Meeting

Scottish Formula Ford 1600 Championship

Knockhill 1.267 miles

Race 14 - 2nd Race

21/08/2016 16:40

Race (12 Laps) started at 17:03:48

POLE POSITION

2	50 Jamie THORBURN
4	71 Matthew COWLEY
6	70 David THORBURN
8	30 Steven BARLOW
10	27 David HOURIE
12	16 Ivor MAIRS

1	25 Neil MacLENNAN
3	8 Sebastian MELROSE
5	92 Matthew CHISHOLM
7	3 Neil BROOME
9	29 Ross HOWE
11	77 Fraser GRAY

1
2
3
4
5
6

Clerk of the Course.

Sig : Time :

Chief Timekeeper : Ian Sharp (SMART Timing)

Results available at www.mylaps.com and www.smart-timing.co.uk

Printed: 22/08/2016 17:30:20

Orbits



SMRC August Race Meeting

Sorted on Laps

Celtic Speed Mini Cooper Cup

Knockhill 1.267 miles

Race 6 - 1st Race - AMENDED RESULT

21/08/2016 12:50

Race (12 Laps) started at 12:43:10

Pos	No.	Name	Make/Model	CC	Class Code	Laps	Total Tm	Diff	Best Tm	In Lap	Best Speed
1	20	Kyle REID	Mini Cooper	1600	SM	12	17:07.049		1:03.597	7	71.715
2	23	Ian MUNRO	Mini Cooper	1600	SM	12	17:07.862	0.813	1:03.452	7	71.879
3	11	Morgan MURRAY	Mini Cooper	1600	SM	12	17:10.655	3.606	1:03.573	7	71.742
4	87	Paul BELL	Mini Cooper	1600	SM	12	17:10.846	3.797	1:03.564	7	71.752
5	61	Malcolm McNAB	Mini Cooper	1600	SM	12	17:11.390	4.341	1:03.761	10	71.530
6	4	Dominic WHEATLEY	Mini Cooper	1600	SMN	12	17:12.288	5.239	1:03.832	6	71.451
7	8	Hannah CHAPMAN	Mini Cooper	1600	SM L	12	17:13.343	6.294	1:03.255	7	72.102
8	29	Chris REID	Mini Cooper	1600	SM	12	17:14.041	6.992	1:03.809	7	71.476
9	91	Robbie DALGLEISH	Mini Cooper	1600	SMN	12	17:14.370	7.321	1:03.530	7	71.790
10	89	Shane STONEY	Mini Cooper	1600	SM	12	17:15.064	8.015	1:03.883	7	71.394
11	67	Mark GERAGHTY	Mini Cooper	1600	SMN	12	17:15.102	8.053	1:03.937	7	71.333
12	24	John DUNCAN	Mini Cooper	1600	SMN	12	17:15.143	8.094	1:04.070	7	71.185
13	30	Callum DRYBURGH	Mini Cooper	1600	SM	12	17:15.181	8.132	1:03.875	5	71.403
14	5	Des WHEATLEY	Mini Cooper	1600	SM	12	17:18.652	11.603	1:04.558	8	70.647
15	75	Michael COURTS	Mini Cooper	1600	SM	12	17:21.361	14.312	1:04.065	5	71.191
16	99	Max COATES	Mini Cooper	1600	Guest	12	17:21.404	14.355	1:03.856	6	71.424
17	51	Chris MILFORD	Mini Cooper	1600	SM	12	17:21.769	14.720	1:03.874	6	71.404
18	6	Daniel DREELAN	Mini Cooper	1600	SM	12	17:23.161	16.112	1:04.627	11	70.572
19	12	Allan PATERSON	Mini Cooper	1600	SMN	12	17:24.416	17.367	1:04.501	10	70.710
20	98	Brandon WALSH	Mini Cooper	1600	SMN	12	17:36.345	29.296	1:04.436	6	70.781
21	9	Martin McGEOUGH	Mini Cooper	1600	SMN	12	17:36.929	29.880	1:04.518	7	70.691
22	50	Andrew BELL	Mini Cooper	1600	SMN	12	17:47.398	40.349	1:05.614	7	69.510
23	34	Craig BLAKE	Mini Cooper	1600	Guest	12	17:47.401	40.352	1:04.771	7	70.415
24	33	Dylan O'DONNELL	Mini Cooper	1600	SMN	11	17:53.709	1 Lap	1:04.634	5	70.564

Not classified (80% = 9 Laps)

DNF	96	Taelor SHAND	Mini Cooper	1600	SMN L	1	1:20.816	DNF		0	-
DNF	52	Simon HOLDERNESS	Mini Cooper	1600	SMN	1	1:38.088	DNF		0	-
DNF	47	Reis ROBERTSON	Mini Cooper	1600	SMN			DNF		0	-
DNF	7	Jonny DREELAN	Mini Cooper	1600	SMN			DNF		0	-
DNF	10	Neal ROBERTSON	Mini Cooper	1600	SMN			DNF		0	-
DNS	26	William BLAKE	Mini Cooper	1600	SM			DNS		0	-

Announcements

Race distance increased to 12 Laps - 3 Laps completed behind the Safety Car.

14:20 AMENDED RESULT - Car No's 24 & 67 - Racetime includes 0.7 time penalty - C2.3 Unfair advantage

14:20 AMENDED RESULT - Car No.91 - Racetime includes 2.0 time penalty - C2.3 Unfair advantage.

14:20 - AMENDED RESULT - Car No.7 - Back of Grid - Change of car.

Margin of Victory	Avg. Speed	Best Lap Tm	Best Speed	Best Lap by
0.813	53.289	1:03.255	72.102	8 - Hannah CHAPMAN

Clerk of the Course.

Orbits

Sig : Time :

Chief Timekeeper : Ian Sharp (SMART Timing)

 Results available at www.mylaps.com and www.smart-timing.co.uk

Printed: 22/08/2016 17:08:02



SMRC August Race Meeting

Celtic Speed Mini Cooper Cup

Knockhill 1.267 miles

Race 6 - 1st Race - AMENDED RESULT

21/08/2016 12:50

Race (12 Laps) started at 12:43:10

Lap	Time of Day	Lap Tm	S1	S2	S3	S3Spd	SFSpd	Lap	Time of Day	Lap Tm	S1	S2	S3	S3Spd	SFSpd
1	12:44:34.412			28.017	23.095	83.780	39.898								
2	12:47:18.001	2:43.589	1:05.030	51.675	46.884	50.571	29.446								
3	12:49:55.932	2:37.931	1:18.873	42.717	36.341	40.795	47.866								
4	12:51:54.329	1:58.397	45.453	51.320	21.624	60.512	75.402								
5	12:53:01.995	1:07.666	23.090	24.844	19.732	84.412	75.657								
6	12:54:07.819	1:05.824	21.393	24.639	19.792	83.780	75.572								
7	12:55:13.433	1:05.614	21.162	24.722	19.730	84.200	75.657								
8	12:56:19.079	1:05.646	21.038	24.457	20.151	84.732	75.064								
9	12:57:37.408	1:18.329	31.327	26.807	20.195	81.739	74.564								
10	12:58:44.870	1:07.462	22.233	25.224	20.005	82.543	75.317								
11	12:59:51.582	1:06.712	21.612	25.152	19.948	82.747	75.572								
12	13:00:57.637	1:06.055	21.166	24.811	20.078	85.162	74.399								

(34) Craig BLAKE

1	12:44:32.775			27.761	22.765	83.363	42.662								
2	12:47:15.823	2:43.048	1:04.265	51.561	47.222	40.208	31.669								
3	12:49:54.167	2:38.344	1:18.679	43.055	36.610	44.005	39.568								
4	12:51:53.357	1:59.190	44.833	52.129	22.228	60.078	74.897								
5	12:52:59.108	1:05.751	21.210	24.595	19.946	84.625	75.657								
6	12:54:04.739	1:05.631	21.762	24.301	19.568	86.257	76.782								
7	12:55:09.510	1:04.771	20.655	24.513	19.603	85.596	76.000								
8	12:56:15.845	1:06.335	21.943	24.478	19.914	85.596	74.481								
9	12:57:22.909	1:07.064	22.313	24.624	20.127	83.780	75.233								
10	12:58:28.643	1:05.734	20.929	25.208	19.597	83.260	75.828								
11	12:59:46.387	1:17.744			21.255	78.123	70.050								
12	13:00:57.640	1:11.253		26.735	21.596	81.048	72.236								

(33) Dylan O'DONNELL

1	12:44:27.643			25.548	23.366	84.946	34.970								
2	12:47:10.703	2:43.060	1:00.399	53.789	48.872	40.944	33.672								
3	12:49:47.894	2:37.191	1:15.846	46.470	34.875	41.297	46.409								
4	12:51:49.948	2:02.054	46.754	52.409	22.891	46.281	76.259								
5	12:52:54.582	1:04.634	20.492	24.099	20.043	85.706	73.907								
6	12:53:59.443	1:04.861	20.904	24.546	19.411	85.162	76.432								
7	12:55:08.730	1:09.287	20.754	27.112	21.421	76.607	73.422								
8	12:56:22.018	1:13.288	22.562	27.362	23.364	83.260	45.251								
9	12:58:53.687	2:31.669	1:46.595	25.127	19.947	83.780	76.694								
10	12:59:59.062	1:05.375	20.934	24.456	19.985	84.095	76.519								
11	13:01:03.948	1:04.886	20.698	24.433	19.755	83.989	76.432								

(96) Taelor SHAND

1	12:44:31.055			26.097	22.660	84.412	34.239								
---	--------------	--	--	---------------	---------------	---------------	---------------	--	--	--	--	--	--	--	--

(52) Simon HOLDERNESS

1	12:44:48.327				27.426	61.907	32.799								
---	--------------	--	--	--	---------------	---------------	---------------	--	--	--	--	--	--	--	--

Clerk of the Course.

Sig : Time :
Chief Timekeeper : Ian Sharp (SMART Timing)

Results available at www.mylaps.com and www.smart-timing.co.uk

Printed: 22/08/2016 17:08:27

Orbits



SMRC August Race Meeting

Lapchart

Celtic Speed Mini Cooper Cup

Knockhill 1.267 miles

Race 6 - 1st Race - AMENDED RESULT

21/08/2016 12:50

Race (12 Laps) started at 12:43:10

Competitors	Laps												
	1	2	3	4	5	6	7	8	9	10	11	12	
Kyle REID (20)	1	20	20	20	20	20	20	20	20	20	20	20	
Robbie DALGLEISH (91)	2	91	91	91	91	91	23	23	23	23	23	23	
Ian MUNRO (23)	3	23	23	23	23	23	8	8	8	8	11	11	
Hannah CHAPMAN (8)	4	8	8	8	8	8	91	91	11	11	11	87	87
Morgan MURRAY (11)	5	11	11	11	11	11	11	87	87	87	8	61	
Paul BELL (87)	6	87	87	87	87	87	87	87	4	4	4	61	4
Dominic WHEATLEY (4)	7	4	4	4	4	4	4	4	61	61	61	4	91
Malcolm McNAB (61)	8	61	61	61	61	61	61	61	29	29	29	91	8
Max COATES (99)	9	99	99	99	99	99	99	99	99	91	91	29	29
Chris REID (29)	10	29	29	29	29	29	29	29	91	67	67	67	67
Mark GERAGHTY (67)	11	67	67	67	67	67	67	67	67	89	24	24	24
John DUNCAN (24)	12	24	24	24	24	24	24	24	89	24	89	89	89
Shane STONEY (89)	13	89	89	89	89	89	89	89	24	99	30	30	30
Des WHEATLEY (5)	14	5	30	30	30	30	30	30	30	30	99	5	5
Callum DRYBURGH (30)	15	30	5	5	5	5	5	5	5	5	5	99	75
Dylan O'DONNELL (33)	16	33	33	33	33	75	75	75	75	75	75	75	99
Michael COURTS (75)	17	75	75	75	75	33	33	51	51	51	51	51	51
Allan PATERSON (12)	18	12	12	12	12	12	51	6	6	6	6	6	6
Chris MILFORD (51)	19	51	51	51	51	12	33	9	9	9	12	12	12
Daniel DREELAN (6)	20	6	6	6	6	6	6	9	12	12	9	9	98
Taelor SHAND (96)	21	96	34	34	34	34	9	12	34	34	34	98	9
Craig BLAKE (34)	22	34	9	9	9	9	34	34	98	98	98	34	50
Martin McGEOUGH (9)	23	9	50	50	50	98	98	98	50	50	50	50	34
Brandon WALSH (98)	24	98	98	98	98	50	50	50	33	33	33	33	33
Andrew BELL (50)	25	50											
Simon HOLDERNESS (52)	26	52											
-	27												
-	28												
-	29												
-	30												

Margin of Victory	Avg. Speed	Best Lap Tm	Best Speed	Best Lap by
0.813	53.289	1:03.255	72.102	8 - Hannah CHAPMAN

Clerk of the Course.

Orbits

Sig : _____ Time : _____
 Chief Timekeeper : Ian Sharp (SMART Timing)
 Results available at www.mylaps.com and www.smart-timing.co.uk



SMRC August Race Meeting

Celtic Speed Mini Cooper Cup

Knockhill 1.267 miles

Race 9 - 2nd Race

21/08/2016 14:40

Race (12 Laps) started at 14:53:20

POLE POSITION

2 23 Ian MUNRO
4 87 Paul BELL
6 4 Dominic WHEATLEY
8 29 Chris REID
10 89 Shane STONEY
12 24 John DUNCAN
14 5 Des WHEATLEY
16 99 Max COATES
18 6 Daniel DREELAN
20 98 Brandon WALSH

1 20 Kyle REID
3 11 Morgan MURRAY
5 61 Malcolm McNAB
7 8 Hannah CHAPMAN
9 91 Robbie DALGLEISH
11 67 Mark GERAGHTY
13 30 Callum DRYBURGH
15 75 Michael COURTS
17 51 Chris MILFORD
19 12 Allan PATERSON

1
2
3
4
5
6
7
8
9
10

Clerk of the Course.

Sig : Time :

Chief Timekeeper : Ian Sharp (SMART Timing)

Results available at www.mylaps.com and www.smart-timing.co.uk

Printed: 22/08/2016 17:09:05

Orbits



SMRC August Race Meeting


Celtic Speed Mini Cooper Cup

Knockhill 1.267 miles

Race 9 - 2nd Race

21/08/2016 14:40

Race (12 Laps) started at 14:53:20



22 50 Andrew BELL
24 33 Dylan O'DONNELL
26 52 Simon HOLDERNESS
28 10 Neal ROBERTSON
30 7 Jonny DREELAN

21 9 Martin McGEOUGH
23 34 Craig BLAKE
25 96 Taelor SHAND
27 47 Reis ROBERTSON
29 26 William BLAKE

11
12
13
14
15

Clerk of the Course.

Sig : Time :

Chief Timekeeper : Ian Sharp (SMART Timing)

Results available at www.mylaps.com and www.smart-timing.co.uk

Printed: 22/08/2016 17:09:05

Orbits





SMRC August Race Meeting

Sorted on Laps

Scottish Saloons & Sportscars Championship

Knockhill 1.267 miles

Race 7 - 1st Race

21/08/2016 14:00

Race (15 Laps) started at 14:06:45

Pos	No.	Name	Make/Model	CC	Class	Laps	Total Tm	Diff	Best Tm	In Lap	Best Speed
1	29	Robert DRUMMOND	Ford Escort Cosworth	2000	A1	15	16:51.744		55.079	15	82.805
2	54	Andrew MORRISON	Seat Leon Eurocup	1994	A2	15	16:54.226	2.482	55.382	13	82.352
3	69	Thomson McINTYRE	Subaru Impreza	2000	B1	15	17:13.789	22.045	58.262	11	78.282
4	89	William ROBSON	Ford Focus RS	2500	B1	15	17:24.647	32.903	58.571	2	77.869
5	64	Charlie FRASER	Westfield Megabusa	1396	B2	15	17:36.833	45.089	59.737	4	76.349
6	28	Scott TOLLAN	Escort Cosworth	2000	A1	15	17:42.000	50.256	1:00.813	3	74.998
Not classified											
DNF	80	Iain SINCLAIR	Westfield	1998	B2	10	12:28.847	DNF	58.807	4	77.556
DNF	79	Paul BRYDON	BMW M3	3200T	A2	5	4:57.148	DNF	55.600	3	82.029
DNF	59	Gary WAIT	Ford Sierra Cosworth	2000	A2	4	3:53.564	DNF	56.714	2	80.418

Announcements

Race distance increased to 15 Laps - 3 Laps completed behind the Safety Car.

Margin of Victory	Avg. Speed	Best Lap Tm	Best Speed	Best Lap by
2.482	67.618	55.079	82.805	29 - Robert DRUMMOND

Clerk of the Course.

Orbits

 Sig : Time :
 Chief Timekeeper : Ian Sharp (SMART Timing)

 Results available at www.mylaps.com and www.smart-timing.co.uk

Printed: 22/08/2016 17:38:25





SMRC August Race Meeting

Lapchart

Scottish Saloons & Sportscars Championship

Knockhill 1.267 miles

Race 7 - 1st Race

21/08/2016 14:00

Race (15 Laps) started at 14:06:45

Competitors	Laps														
	1	2	3	4	5	6	7	8	9	10	11	12	13	14	15
Robert DRUMMOND (29)	1	29	29	29	29	29	29	29	29	29	29	29	29	29	29
Paul BRYDON (79)	2	79	79	79	79	54	54	54	54	54	54	54	54	54	54
Gary WAIT (59)	3	59	59	59	59	79	69	69	69	69	69	69	69	69	69
Thomson McINTYRE (69)	4	69	54	54	54	69	89	89	89	89	89	89	89	89	89
Andrew MORRISON (54)	5	54	69	69	69	89	80	80	80	80	64	28	28	64	64
William ROBSON (89)	6	89	89	89	89	80	64	64	64	64	28	64	64	28	28
Iain SINCLAIR (80)	7	80	80	80	80	64	28	28	28	28	80				
Charlie FRASER (64)	8	64	64	64	64	28									
Scott TOLLAN (28)	9	28	28	28	28										

Margin of Victory	Avg. Speed	Best Lap Tm	Best Speed	Best Lap by
2.482	67.618	55.079	82.805	29 - Robert DRUMMOND

Clerk of the Course.

Orbits

Sig : Time :
Chief Timekeeper : Ian Sharp (SMART Timing)

Results available at www.mylaps.com and www.smart-timing.co.uk

Printed: 22/08/2016 17:39:10





SMRC August Race Meeting

Scottish Saloons & Sportscars Championship

Knockhill 1.267 miles

Race 16 - 2nd Race

21/08/2016 17:25

Race (12 Laps) started at 17:50:44

POLE POSITION

2
54 Andrew MORRISON
4
89 William ROBSON
6
28 Scott TOLLAN
8
79 Paul BRYDON

1
29 Robert DRUMMOND
3
69 Thomson McINTYRE
5
64 Charlie FRASER
7
80 Iain SINCLAIR
9
59 Gary WAIT

1
2
3
4
5

Clerk of the Course.

Sig : Time :

Chief Timekeeper : Ian Sharp (SMART Timing)

Results available at www.mylaps.com and www.smart-timing.co.uk

Orbits



Race Results



Bulletin No. _____

SMRC August Race Meeting

Sorted on Laps

Scottish Legends Championship

Knockhill 1.267 miles

Race 8 - Heat 2

21/08/2016 14:20

Race (8 Laps) started at 14:33:24

Pos	No.	Name	Make/Model	CC	Class Code	Laps	Total Tm	Diff	Best Tm	In Lap	Best Speed
1	1	John PATERSON	Ford Coupe	1250	L	8	8:07.971		1:00.225	7	75.730
2	6	David HUNTER	Ford Coupe	1250	L	8	8:08.775	0.804	59.749	6	76.333
3	52	Stewart BLACK	Ford Coupe	1250	L	8	8:12.184	4.213	1:00.424	7	75.481
4	38	Pino PALAZZO	Ford Sedan	1250	L	8	8:15.304	7.333	1:00.890	3	74.903
5	17	Billy WAIT	37 Ford	1250	L	8	8:16.239	8.268	1:01.020	5	74.743
6	71	Ryan McLEISH	Ford Coupe	1250	L R	8	8:20.779	12.808	1:01.481	7	74.183
7	88	Jeff PRITCHARD	Ford Coupe	1200	L	8	8:24.041	16.070	1:01.428	8	74.247
8	46	Ross McCULLOCH	Ford Coupe	1250	L R	8	8:25.640	17.669	1:00.872	8	74.925
9	7	Andy DUNN	Ford Coupe	1250	LT	8	8:26.784	18.813	1:01.466	2	74.201
10	85	Mark BEATY	Ford Coupe	1250	L R	8	8:32.520	24.549	1:02.489	5	72.986
11	37	Ivor GREENWOOD	Ford Coupe	1250	L	8	8:39.250	31.279	1:00.649	3	75.201
12	33	Kieran BEATY	Ford Coupe	1250	L R	8	8:41.443	33.472	1:03.246	5	72.113
13	4	Colin McNEILL	Ford Coupe	1250	L	8	9:01.085	53.114	1:03.797	2	71.490

Margin of Victory	Avg. Speed	Best Lap Tm	Best Speed	Best Lap by
0.804	74.772	59.749	76.333	6 - David HUNTER

Clerk of the Course.

Orbits

Sig : Time :
Chief Timekeeper : Ian Sharp (SMART Timing)

Results available at www.mylaps.com and www.smart-timing.co.uk

Printed: 22/08/2016 17:34:11





SMRC August Race Meeting

Lapchart

Scottish Legends Championship

Knockhill 1.267 miles

Race 8 - Heat 2

21/08/2016 14:20

Race (8 Laps) started at 14:33:24

Competitors	Laps									
	0	1	2	3	4	5	6	7	8	
Ryan McLEISH (71)	1	71	1	1	1	1	1	1	1	1
Ivor GREENWOOD (37)	2	37	37	37	37	37	6	6	6	6
John PATERSON (1)	3	1	17	17	38	6	52	52	52	52
Billy WAIT (17)	4	17	38	38	52	52	38	38	38	38
Pino PALAZZO (38)	5	38	71	52	17	38	17	17	17	17
Jeff PRITCHARD (88)	6	88	52	6	6	17	37	71	71	71
Andy DUNN (7)	7	7	7	7	7	71	71	37	88	88
Stewart BLACK (52)	8	52	46	71	71	7	7	88	7	46
Colin McNEILL (4)	9	4	6	46	88	88	88	7	46	7
Ross McCULLOCH (46)	10	46	88	88	85	46	46	46	85	85
David HUNTER (6)	11	6	85	85	46	85	85	85	37	37
Mark BEATY (85)	12	85	4	4	33	33	33	33	33	33
Kieran BEATY (33)	13	33	33	33	4	4	4	4	4	4

Margin of Victory	Avg. Speed	Best Lap Tm	Best Speed	Best Lap by
0.804	74.772	59.749	76.333	6 - David HUNTER

Clerk of the Course.

Orbits

Sig : Time :
Chief Timekeeper : Ian Sharp (SMART Timing)

Results available at www.mylaps.com and www.smart-timing.co.uk

Printed: 22/08/2016 17:34:37



SMRC August Race Meeting

Sorted on Laps

Celtic Speed Mini Cooper Cup

Knockhill 1.267 miles

Race 9 - 2nd Race - AMENDED RESULT

21/08/2016 14:40

Race (12 Laps) started at 14:53:20

Pos	No.	Name	Make/Model	CC	Class Code	Laps	Total Tm	Diff	Best Tm	In Lap	Best Speed
1	23	Ian MUNRO	Mini Cooper	1600	SM	12	16:08.478		1:03.562	3	71.754
2	87	Paul BELL	Mini Cooper	1600	SM	12	16:08.750	0.272	1:03.570	8	71.745
3	11	Morgan MURRAY	Mini Cooper	1600	SM	12	16:09.969	1.491	1:03.594	8	71.718
4	8	Hannah CHAPMAN	Mini Cooper	1600	SM L	12	16:14.000	5.522	1:03.658	3	71.646
5	91	Robbie DALGLEISH	Mini Cooper	1600	SMN	12	16:16.442	7.964	1:04.150	3	71.096
6	24	John DUNCAN	Mini Cooper	1600	SMN	12	16:17.994	9.516	1:03.784	12	71.504
7	89	Shane STONEY	Mini Cooper	1600	SM	12	16:20.450	11.972	1:04.159	3	71.087
8	61	Malcolm McNAB	Mini Cooper	1600	SM	12	16:20.866	12.388	1:04.090	3	71.163
9	29	Chris REID	Mini Cooper	1600	SM	12	16:21.263	12.785	1:03.463	3	71.866
10	75	Michael COURTS	Mini Cooper	1600	SM	12	16:21.532	13.054	1:04.659	8	70.537
11	33	Dylan O'DONNELL	Mini Cooper	1600	SMN	12	16:21.590	13.112	1:04.498	10	70.713
12	4	Dominic WHEATLEY	Mini Cooper	1600	SMN	12	16:21.776	13.298	1:04.567	3	70.637
13	30	Callum DRYBURGH	Mini Cooper	1600	SM	12	16:22.218	13.740	1:04.631	8	70.567
14	67	Mark GERAGHTY	Mini Cooper	1600	SMN	12	16:22.461	13.983	1:03.787	3	71.501
15	51	Chris MILFORD	Mini Cooper	1600	SM	12	16:22.519	14.041	1:04.356	10	70.869
16	6	Daniel DREELAN	Mini Cooper	1600	SM	12	16:23.074	14.596	1:05.279	10	69.867
17	98	Brandon WALSH	Mini Cooper	1600	SMN	12	16:23.214	14.736	1:04.619	10	70.580
18	9	Martin McGEOUGH	Mini Cooper	1600	SMN	12	16:27.713	19.235	1:05.252	8	69.896
19	47	Reis ROBERTSON	Mini Cooper	1600	SMN	12	16:27.963	19.485	1:05.176	8	69.977
20	10	Neal ROBERTSON	Mini Cooper	1600	SMN	12	16:28.123	19.645	1:04.220	9	71.019
21	34	Craig BLAKE	Mini Cooper	1600	Guest	12	16:28.455	19.977	1:04.999	9	70.168
22	5	Des WHEATLEY	Mini Cooper	1600	SM	12	16:28.603	20.125	1:04.420	8	70.799
23	7	Jonny DREELAN	Mini Cooper	1600	SMN	12	16:31.150	22.672	1:05.420	9	69.716
24	50	Andrew BELL	Mini Cooper	1600	SMN	12	16:31.634	23.156	1:05.633	8	69.490
25	26	William BLAKE	Mini Cooper	1600	SM	12	16:36.735	28.257	1:04.334	3	70.893
26	96	Taelor SHAND	Mini Cooper	1600	SMN L	12	16:38.088	29.610	1:05.037	9	70.127

Not classified

DNF	99	Max COATES	Mini Cooper	1600	Guest	10	14:14.098	DNF	1:04.685	9	70.508
DNF	20	Kyle REID	Mini Cooper	1600	SM	3	3:16.030	DNF	1:03.736	3	71.558
DNS	12	Allan PATERSON	Mini Cooper	1600	SMN			DNS		0	-
DNS	52	Simon HOLDERNESS	Mini Cooper	1600	SMN			DNS		0	-

Announcements

Race distance increased to 12 Laps - 3 Laps completed behind the Safety Car.

16:00 AMENDED RESULT - Car No.29 - Racetime includes 5 second time penalty - C1.1.5 General safety.

16:00 AMENDED RESULT - Car No.96 - Racetime includes 10 second time penalty - C1.1.5 General safety.

Margin of Victory	Avg. Speed	Best Lap Tm	Best Speed	Best Lap by
0.272	56.511	1:03.463	71.866	29 - Chris REID

Clerk of the Course.

Orbits

Sig : Time :

Chief Timekeeper : Ian Sharp (SMART Timing)

 Results available at www.mylaps.com and www.smart-timing.co.uk

Printed: 22/08/2016 17:09:28



SMRC August Race Meeting

Celtic Speed Mini Cooper Cup

Knockhill 1.267 miles

Race 9 - 2nd Race - AMENDED RESULT

21/08/2016 14:40

Race (12 Laps) started at 14:53:20

Lap	Time of Day	Lap Tm	S1	S2	S3	S3Spd	SFSpd	Lap	Time of Day	Lap Tm	S1	S2	S3	S3Spd	SFSpd
1	14:54:33.243			24.541	19.811	86.479	76.345	5	15:00:20.753	2:18.919	47.052	53.197	38.670	38.993	41.246
2	14:55:52.998	1:19.755	34.609	25.353	19.793	84.095	75.402	6	15:02:49.821	2:29.068	57.138	54.180	37.750	38.545	45.008
3	14:56:57.528	1:04.530	20.917	24.065	19.548	85.162	76.086	7	15:04:15.820	1:25.999	32.071	34.188	19.740	82.039	76.519
4	14:58:11.828	1:14.300	21.097	24.512	28.691	84.095	39.382	8	15:05:21.314	1:05.494	21.210	24.429	19.855	84.625	75.148
5	15:00:34.892	2:23.064	48.002	55.852	39.210	37.158	53.387	9	15:06:25.999	1:04.685	21.072	24.064	19.549	86.257	76.172
6	15:03:01.055	2:26.163	55.116	54.457	36.590	40.721	44.888	10	15:07:35.039	1:09.040	21.103	25.279	22.658	81.739	42.500
7	15:04:23.793	1:22.738	29.331	33.500	19.907	84.625	76.958	(20) Kyle REID							
8	15:05:28.213	1:04.420	20.986	23.902	19.532	86.368	77.135	1	14:54:29.448			24.015	19.499	87.040	76.259
9	15:06:32.636	1:04.423	20.966	23.846	19.611	85.815	75.828	2	14:55:33.235	1:03.787	20.397	23.949	19.441	86.257	76.086
10	15:07:37.118	1:04.482	20.808	24.064	19.610	85.925	76.607	3	14:56:36.971	1:03.736	20.297	23.941	19.498	86.479	76.172
11	15:08:42.722	1:05.604	21.208	24.648	19.748	87.266	76.870								
12	15:09:49.544	1:06.822	21.930	25.048	19.844	86.479	75.233								

(7) Jonny DREELAN

1	14:54:40.463			26.395	20.250	83.571	76.000
2	14:55:47.155	1:06.692	22.139	24.581	19.972	85.162	75.317
3	14:56:53.095	1:05.940	21.020	24.820	20.100	84.412	74.813
4	14:58:10.563	1:17.468	22.725	24.948	29.795	83.260	40.281
5	15:00:32.410	2:21.847	47.517	55.995	38.335	35.829	48.383
6	15:02:59.810	2:27.400	56.144	54.806	36.450	37.595	46.154
7	15:04:23.602	1:23.792	30.038	33.774	19.980	83.989	75.572
8	15:05:29.325	1:05.723	21.784	24.030	19.909	85.162	75.233
9	15:06:34.745	1:05.420	21.172	24.319	19.929	85.162	75.317
10	15:07:40.962	1:06.217	21.883	24.295	20.039	84.839	74.981
11	15:08:46.422	1:05.460	20.896	24.556	20.008	83.885	74.730
12	15:09:52.091	1:05.669	21.129	24.474	20.066	84.412	74.813

(50) Andrew BELL

1	14:54:38.634			26.795	19.863	84.095	75.148
2	14:55:45.157	1:06.523	21.587	24.622	20.314	85.815	74.481
3	14:56:51.937	1:06.780	22.109	24.642	20.029	84.306	74.730
4	14:58:09.624	1:17.687	21.888	24.605	31.194	83.363	39.592
5	15:00:31.724	2:22.100	47.367	55.896	38.837	33.321	43.520
6	15:02:59.129	2:27.405	55.992	54.852	36.561	36.551	46.441
7	15:04:22.364	1:23.235	30.077	33.451	19.707	84.306	75.402
8	15:05:27.997	1:05.633	21.185	24.517	19.931	84.625	75.233
9	15:06:34.272	1:06.275	21.926	24.439	19.910	84.946	74.564
10	15:07:40.087	1:05.815	21.407	24.436	19.972	84.412	74.647
11	15:08:46.648	1:06.561	21.198	24.879	20.484	83.571	74.897
12	15:09:52.575	1:05.927	21.404	24.347	20.176	85.054	75.572

(26) William BLAKE

1	14:54:39.097			26.501	19.786	82.951	75.317
2	14:55:44.907	1:05.810	21.350	24.601	19.859	84.946	74.070
3	14:56:49.241	1:04.334	20.795	23.906	19.633	84.839	75.487
4	14:58:05.750	1:16.509	21.113	25.126	30.270	83.054	37.469
5	15:00:26.321	2:20.571	47.186	55.034	38.351	33.354	42.473
6	15:02:54.634	2:28.313	56.334	55.426	36.553	38.435	46.765
7	15:04:18.711	1:24.077	31.137	32.978	19.962	81.739	75.064
8	15:05:23.425	1:04.714	20.798	23.809	20.107	85.054	74.730
9	15:06:29.009	1:05.584	21.070	24.403	20.111	83.885	75.148
10	15:07:47.525	1:18.516	34.185	24.459	19.872	83.571	75.233
11	15:08:52.781	1:05.256	21.207	24.129	19.920	83.885	75.487
12	15:09:57.676	1:04.895	21.071	23.981	19.843	83.989	75.487

(96) Taelor SHAND

1	14:54:37.836			25.869	19.773	84.306	76.607
2	14:55:43.216	1:05.380	21.280	24.423	19.677	85.270	76.086
3	14:56:48.529	1:05.313	20.905	24.633	19.775	84.518	74.981
4	14:58:06.140	1:17.611	21.577	25.651	30.383	79.890	34.753
5	15:00:27.254	2:21.114	47.346	55.425	38.343	34.065	43.661
6	15:02:55.407	2:28.153	56.494	54.863	36.796	36.274	47.192
7	15:04:19.007	1:23.600	31.021	32.685	19.894	82.951	76.000
8	15:05:24.231	1:05.224	21.121	24.323	19.780	85.487	76.519
9	15:06:29.268	1:05.037	20.772	24.286	19.979	85.815	75.317
10	15:07:35.383	1:06.115	21.561	24.586	19.968	83.157	73.745
11	15:08:41.774	1:06.391	21.486	24.579	20.326	84.839	75.487
12	15:09:49.029	1:07.255	21.235	25.598	20.422	82.341	74.647

(99) Max COATES

1	14:54:34.365			24.495	20.024	85.379	74.564
2	14:55:40.554	1:06.189	21.957	24.434	19.798	85.487	74.813
3	14:56:46.460	1:05.906	21.566	24.613	19.727	84.839	75.317
4	14:58:01.834	1:15.374	21.406	24.508	29.460	80.853	38.858

Clerk of the Course.

Sig : Time :

Chief Timekeeper : Ian Sharp (SMART Timing)

 Results available at www.mylaps.com and www.smart-timing.co.uk

Printed: 22/08/2016 17:09:39

Orbits



SMRC August Race Meeting

Lapchart

Celtic Speed Mini Cooper Cup

Knockhill 1.267 miles

Race 9 - 2nd Race - AMENDED RESULT

21/08/2016 14:40

Race (12 Laps) started at 14:53:20

Competitors	Laps	Laps												
		1	2	3	4	5	6	7	8	9	10	11	12	
Ian MUNRO (23)	1	23	23	23	23	23	23	23	87	23	23	23	23	
Morgan MURRAY (11)	2	11	11	11	87	87	87	87	23	87	87	87	87	
Kyle REID (20)	3	20	20	20	11	11	11	11	11	11	11	11	11	
Paul BELL (87)	4	87	87	87	61	61	61	61	61	61	8	8	8	
Malcolm McNAB (61)	5	61	61	61	8	8	8	8	8	8	29	29	29	
Hannah CHAPMAN (8)	6	8	8	8	29	29	29	29	29	91	91	91	91	
Dominic WHEATLEY (4)	7	4	29	29	24	24	24	24	24	29	67	24	24	
Chris REID (29)	8	29	4	24	4	4	4	4	4	91	24	24	67	89
John DUNCAN (24)	9	24	24	4	91	91	91	91	67	67	61	75	61	
Shane STONEY (89)	10	89	91	91	89	89	89	89	89	89	89	89	75	
Robbie DALGLEISH (91)	11	91	89	67	67	67	67	67	4	75	75	61	33	
Mark GERAGHTY (67)	12	67	67	89	75	75	75	75	75	4	33	33	4	
Callum DRYBURGH (30)	13	30	75	75	30	30	30	30	30	33	4	4	30	
Des WHEATLEY (5)	14	5	30	30	33	33	33	33	33	30	30	30	67	
Michael COURTS (75)	15	75	6	6	6	6	6	6	99	99	51	51	51	
Daniel DREELAN (6)	16	6	99	33	99	99	99	99	6	6	6	98	6	
Max COATES (99)	17	99	33	99	51	51	51	51	51	51	98	6	98	
Chris MILFORD (51)	18	51	51	51	98	98	98	98	98	98	99	96	9	
Dylan O'DONNELL (33)	19	33	98	98	9	9	9	9	9	9	9	47	47	
Brandon WALSH (98)	20	98	9	9	47	47	47	47	47	47	96	9	96	
Martin McGEOUGH (9)	21	9	47	47	26	26	26	26	26	26	34	34	10	
Reis ROBERTSON (47)	22	47	96	96	96	96	96	96	96	96	47	10	34	
Taelor SHAND (96)	23	96	26	26	34	34	34	34	34	34	10	5	5	
Andrew BELL (50)	24	50	34	34	10	10	10	10	10	10	5	7	7	
William BLAKE (26)	25	26	50	10	50	50	50	50	50	5	50	50	50	
Craig BLAKE (34)	26	34	10	50	7	7	7	7	7	5	50	7	26	26
Neal ROBERTSON (10)	27	10	7	7	5	5	5	5	7	7	26			
Jonny DREELAN (7)	28	7	5	5										
-	29													
-	30													

Margin of Victory	Avg. Speed	Best Lap Tm	Best Speed	Best Lap by
0.272	56.511	1:03.463	71.866	29 - Chris REID

Clerk of the Course.

Orbits

Sig : Time :
 Chief Timekeeper : Ian Sharp (SMART Timing)
 Results available at www.mylaps.com and www.smart-timing.co.uk



SMRC August Race Meeting

Celtic Speed Mini Cooper Cup

Knockhill 1.267 miles

Race 15 - 3rd Race

21/08/2016 17:00

Race (10 Laps) started at 17:23:53

POLE POSITION

2
89 Shane STONEY
4
91 Robbie DALGLEISH
6
11 Morgan MURRAY
8
23 Ian MUNRO
10
75 Michael COURTS
12
4 Dominic WHEATLEY
14
67 Mark GERAGHTY
16
6 Daniel DREELAN
18
9 Martin McGEOUGH
20
10 Neal ROBERTSON

1
61 Malcolm McNAB
3
24 John DUNCAN
5
8 Hannah CHAPMAN
7
87 Paul BELL
9
29 Chris REID
11
33 Dylan O'DONNELL
13
30 Callum DRYBURGH
15
51 Chris MILFORD
17
98 Brandon WALSH
19
47 Reis ROBERTSON

1
2
3
4
5
6
7
8
9
10

Clerk of the Course.

Orbits

Sig : Time :
 Chief Timekeeper : Ian Sharp (SMART Timing)
 Results available at www.mylaps.com and www.smart-timing.co.uk



SMRC August Race Meeting


Celtic Speed Mini Cooper Cup

Knockhill 1.267 miles

Race 15 - 3rd Race

21/08/2016 17:00

Race (10 Laps) started at 17:23:53



22 5 Des WHEATLEY
24 50 Andrew BELL
26 96 Taelor SHAND
28 20 Kyle REID
30 52 Simon HOLDERNESS

21 34 Craig BLAKE
23 7 Jonny DREELAN
25 26 William BLAKE
27 99 Max COATES
29 12 Allan PATERSON

11
12
13
14
15



Race Results



Bulletin No. _____

SMRC August Race Meeting

Sorted on Laps

Scottish Classics Championship

Knockhill 1.267 miles

Race 10 - 2nd Race

21/08/2016 15:05

Race (12 Laps) started at 15:21:24

Pos	No.	Name	Make/Model	CC	Class Code	Laps	Total Tm	Diff	Best Tm	In Lap	Best Speed
1	39	Harry SIMPSON	Ginetta G4R	1851	CG	12	12:05.614		59.002	11	77.300
2	49	Raymond BOYD	Porsche 911	2998	CD	12	12:11.604	5.990	59.921	9	76.114
3	78	Andrew GRAHAM	Triumph TR8	3900	CE	12	12:12.106	6.492	59.737	7	76.349
4	63	John KINMOND	Rover 3500	3500	CE	12	12:16.841	11.227	59.612	8	76.509
5	21	Jimmy CROW	Ford Escort	2000	CB	12	12:41.813	36.199	1:02.671	9	72.774
6	91	Craig HOUSTON	MGB GT V8	3948	Guest	12	12:44.002	38.388	1:01.801	12	73.799
7	57	Bruce MITCHELL	Lotus Europa TC	1800	CB	12	12:45.276	39.662	1:02.041	3	73.513
8	35	Ian BLACKLIN	Ford Capri	3000	CD	11	12:09.980	1 Lap	1:04.133	9	71.115
9	27	Mario FERRARI	Alfa Sprint Trofeo	1498	CA	11	12:21.213	1 Lap	1:04.322	11	70.906
10	10	Andy WALKER	Mallock Type R	1600	CG	11	12:24.286	1 Lap	1:05.720	11	69.398
11	41	Grant ALLAN	Porsche 911	2994	CD	11	12:30.492	1 Lap	1:05.474	7	69.659
12	13	Alistair BAPTIE	Fiat X1/9	1498	CA	11	12:31.141	1 Lap	1:04.693	4	70.500
13	20	William CONWAY	Mini Clubman GT	1380	CA	9	12:06.599	3 Laps	1:07.848	7	67.221

Not classified

DNF	17	Ian DALTRY	Alfa Romeo Alfasud	1494	CA	8	9:07.055	DNF	1:06.019	6	69.084
DNF	85	Drummond BONE	Alfa Romeo Giulia Sprint	2000	Guest	5	6:16.707	DNF	1:11.701	4	63.609
DNS	4	Stan BERNARD	Porsche 911	2994	CD			DNS		0	-
DNS	77	Tommy GILMARTIN	Morgan +8	3900	CE			DNS		0	-

Margin of Victory	Avg. Speed	Best Lap Tm	Best Speed	Best Lap by
5.990	75.426	59.002	77.300	39 - Harry SIMPSON

Clerk of the Course.

Orbits

Sig : Time :
Chief Timekeeper : Ian Sharp (SMART Timing)

Results available at www.mylaps.com and www.smart-timing.co.uk

Printed: 22/08/2016 17:21:02





SMRC August Race Meeting

Scottish Classics Championship

Knockhill 1.267 miles

Race 10 - 2nd Race

21/08/2016 15:05

Race (12 Laps) started at 15:21:24

Lap	Time of Day	Lap Tm	S1	S2	S3	S3Spd	SFSpd	Lap	Time of Day	Lap Tm	S1	S2	S3	S3Spd	SFSpd
(39) Harry SIMPSON															
1	15:22:28.661			22.842	17.448	106.859	96.976	3	15:24:44.432	1:04.361	20.943	23.928	19.490	103.242	89.358
2	15:23:30.770	1:02.109	20.110	24.250	17.749	102.298	96.976	4	15:25:47.581	1:03.149	20.869	23.653	18.627	102.768	92.435
3	15:24:31.769	1:00.999	19.821	23.576	17.602	105.848	97.257	5	15:26:50.606	1:03.025	20.632	23.691	18.702	102.454	91.677
4	15:25:32.260	1:00.491	19.931	23.030	17.530	105.020	97.399	6	15:27:53.587	1:02.981	20.235	23.974	18.772	102.768	92.562
5	15:26:31.984	59.724	19.603	22.848	17.273	105.184	97.682	7	15:28:55.942	1:02.355	20.310	23.724	18.321	101.832	92.690
6	15:27:31.896	59.912	19.623	23.150	17.139	105.681	97.682	8	15:29:57.788	1:01.846	20.176	23.566	18.104	104.043	93.465
7	15:28:31.708	59.812	19.505	23.087	17.220	105.349	97.682	9	15:31:00.687	1:02.899	20.031	23.296	19.572	104.529	79.700
8	15:29:30.860	59.152	19.440	22.532	17.180	105.681	97.540	10	15:32:03.487	1:02.800	20.839	23.579	18.382	102.768	92.947
9	15:30:30.000	59.140	19.382	22.526	17.232	105.515	98.111	11	15:33:06.696	1:03.209	19.993	24.803	18.413	98.254	93.076
10	15:31:29.293	59.293	19.223	22.913	17.157	106.015	97.682	12	15:34:08.497	1:01.801	20.039	23.427	18.335	103.242	92.562
11	15:32:28.295	59.002	19.071	22.627	17.304	101.524	97.967	(57) Bruce MITCHELL							
12	15:33:30.109	1:01.814	19.113	22.553	20.148	105.020	93.857	1	15:22:38.353			25.599	19.242	98.111	87.952
(49) Raymond BOYD															
1	15:22:27.947			23.028	17.787	102.926	93.465	2	15:23:43.541	1:05.188	22.026	25.082	18.080	100.011	90.320
2	15:23:31.273	1:03.326	20.354	24.637	18.335	100.310	94.120	3	15:24:45.582	1:02.041	20.750	23.515	17.776	101.987	91.427
3	15:24:33.278	1:02.005	20.500	23.611	17.894	105.020	94.385	4	15:25:48.599	1:03.017	21.223	23.719	18.075	101.678	90.809
4	15:25:34.541	1:01.263	20.208	23.172	17.883	103.084	94.252	5	15:26:51.403	1:02.804	21.040	23.576	18.188	100.310	92.947
5	15:26:34.937	1:00.396	19.858	22.940	17.598	103.402	93.857	6	15:27:54.514	1:03.111	20.494	23.859	18.758	97.399	93.205
6	15:27:35.135	1:00.198	19.473	22.885	17.840	103.242	93.726	7	15:28:56.832	1:02.318	20.944	23.206	18.168	101.832	91.179
7	15:28:35.148	1:00.013	19.427	23.006	17.580	102.926	93.726	8	15:29:59.188	1:02.356	20.644	23.440	18.272	101.066	91.928
8	15:29:35.280	1:00.132	19.603	23.031	17.498	104.043	94.120	9	15:31:02.355	1:03.167	19.960	25.287	17.920	100.762	91.427
9	15:30:35.201	59.921	19.584	22.828	17.509	102.926	94.252	10	15:32:04.870	1:02.515	20.393	23.657	18.465	99.272	91.677
10	15:31:35.184	59.983	19.538	22.863	17.582	101.371	92.947	11	15:33:07.559	1:02.689	20.600	23.448	18.641	99.714	90.809
11	15:32:35.926	1:00.742	19.383	23.480	17.879	93.335	93.857	12	15:34:09.771	1:02.212	20.629	23.289	18.294	101.524	89.002
12	15:33:36.099	1:00.173	19.357	23.022	17.794	101.678	93.465	(35) Ian BLACKLIN							
(78) Andrew GRAHAM															
1	15:22:30.666			23.243	18.173	107.544	96.976	1	15:22:37.622			25.604	19.378	95.595	86.368
2	15:23:32.784	1:02.118	20.566	23.476	18.076	106.015	96.836	2	15:23:44.483	1:06.861	22.147	25.208	19.506	95.595	86.590
3	15:24:34.022	1:01.238	20.265	23.174	17.799	107.890	97.540	3	15:24:50.515	1:06.032	21.636	25.149	19.247	94.651	86.814
4	15:25:34.894	1:00.872	20.069	23.012	17.791	107.890	97.682	4	15:25:56.609	1:06.094	22.031	25.168	18.895	95.188	86.257
5	15:26:35.224	1:00.330	19.952	22.765	17.613	108.238	94.785	5	15:27:02.581	1:05.972	21.616	25.074	19.282	95.323	86.257
6	15:27:35.581	1:00.357	19.913	22.671	17.773	107.372	96.419	6	15:28:08.006	1:05.425	21.392	25.005	19.028	95.868	84.946
7	15:28:35.318	59.737	19.425	22.765	17.547	107.030	97.824	7	15:29:13.357	1:05.351	21.386	24.911	19.054	94.919	86.590
8	15:29:35.508	1:00.190	19.886	22.784	17.520	107.372	97.824	8	15:30:18.036	1:04.679	20.819	24.772	19.088	95.053	86.479
9	15:30:35.701	1:00.193	19.961	22.664	17.568	108.064	97.824	9	15:31:22.169	1:04.133	20.576	24.645	18.912	95.731	84.200
10	15:31:36.349	1:00.648	20.072	22.968	17.608	107.372	96.143	10	15:32:29.593	1:07.424	20.615	25.773	21.036	88.416	85.815
11	15:32:36.576	1:00.227	19.305	23.024	17.898	92.690	96.976	11	15:33:34.475	1:04.882	20.908	24.786	19.188	94.919	87.153
12	15:33:36.601	1:00.025	19.477	22.726	17.822	103.561	96.976	(27) Mario FERRARI							
(63) John KINMOND															
1	15:22:33.701			24.070	18.589	104.366	94.785	1	15:22:43.407			27.567	20.981	88.649	78.488
2	15:23:35.633	1:01.932	20.305	23.628	17.999	106.689	97.117	2	15:23:53.232	1:09.825	23.250	26.310	20.265	88.068	79.795
3	15:24:36.084	1:00.451	19.384	23.406	17.661	108.588	97.682	3	15:24:59.088	1:05.856	21.851	25.009	18.996	90.320	82.341
4	15:25:36.194	1:00.110	19.758	22.842	17.510	108.764	98.254	4	15:26:04.225	1:05.137	21.443	24.436	19.258	91.303	82.039
5	15:26:36.359	1:00.165	19.656	22.903	17.606	107.890	97.682	5	15:27:11.261	1:07.036	21.846	25.325	19.865	91.802	81.146
6	15:27:36.835	1:00.476	19.288	22.885	18.303	104.856	96.558	6	15:28:18.554	1:07.293	21.478	26.155	19.660	88.532	80.368
7	15:28:36.678	59.843	19.337	22.979	17.527	108.238	96.976	7	15:29:24.293	1:05.739	21.075	24.909	19.755	91.677	80.755
8	15:29:36.290	59.612	19.284	22.716	17.612	107.717	97.824	8	15:30:30.405	1:06.112	22.140	24.428	19.544	89.836	80.465
9	15:30:36.207	59.917	19.500	22.865	17.552	107.717	98.688	9	15:31:36.839	1:06.434	21.866	25.159	19.409	89.957	80.950
10	15:31:38.597	1:02.390	20.133	24.778	17.479	104.856	96.976	10	15:32:41.386	1:04.547	20.672	24.650	19.225	88.068	81.343
11	15:32:41.134	1:02.537	20.190	23.981	18.366	91.303	96.976	11	15:33:45.708	1:04.322	20.656	24.563	19.103	89.002	80.950
12	15:33:41.336	1:00.202	19.094	22.983	18.125	106.689	95.595	(10) Andy WALKER							
(21) Jimmy CROW															
1	15:22:32.098			24.034	18.306	96.143	88.767	1	15:22:41.172			27.381	19.749	87.952	81.343
2	15:23:36.170	1:04.072	20.843	24.667	18.562	96.558	89.836	2	15:23:49.097	1:07.925	22.321	25.776	19.828	86.035	82.240
3	15:24:39.128	1:02.958	20.496	24.289	18.173	96.836	88.884	3	15:24:55.486	1:06.389	22.261	24.638	19.490	88.767	81.739
4	15:25:41.984	1:02.856	20.537	24.095	18.224	96.558	88.068	4	15:26:03.070	1:07.584	22.043	26.011	19.530	89.120	80.950
5	15:26:45.313	1:03.329	20.608	24.390	18.331	95.731	88.068	5	15:27:10.220	1:07.150	22.089	25.574	19.487	87.494	81.540
6	15:27:48.921	1:03.608	20.636	24.479	18.493	96.558	87.608	6	15:28:16.375	1:06.155	21.786	25.092	19.277	89.477	80.755
7	15:28:52.074	1:03.153	20.548	24.397	18.208	95.595	88.299	7	15:29:23.001	1:06.626	22.478	25.144	19.004	88.416	82.543
8	15:29:54.793	1:02.719	20.471	24.191	18.057	96.005	88.416	8	15:30:29.238	1:06.237	22.022	25.103	19.112	88.416	82.543
9	15:30:57.464	1:02.671	20.420	24.211	18.040	96.281	88.416	9	15:31:37.044	1:07.806	22.793	25.167	19.846	89.239	78.950
10	15:32:00.340	1:02.876	20.517	24.152	18.207	96.143	88.416	10	15:32:43.061	1:06.017	21.708	25.097	19.212	90.077	82.747
11	15:33:03.528	1:03.188	20.465	24.250	18.473	95.595	87.952	11	15:33:48.781	1:05.720	21.386	25.292	19.042	88.532	83.157
12	15:34:06.308	1:02.780	20.191	24.233	18.356	96.419	88.532	(41) Grant ALLAN							
(91) Craig HOUSTON															
1	15:22:35.226			24.228	18.995	103.084	92.181	1	15:22:42.908			27.934	21.249	85.596	81.938
2	15:23:40.071	1:04.845	21.411	24.552	18.882	102.926									



SMRC August Race Meeting

Scottish Classics Championship

Knockhill 1.267 miles

Race 10 - 2nd Race

21/08/2016 15:05

Race (12 Laps) started at 15:21:24

Lap	Time of Day	Lap Tm	S1	S2	S3	S3Spd	SFSpd	Lap	Time of Day	Lap Tm	S1	S2	S3	S3Spd	SFSpd
-----	-------------	--------	----	----	----	-------	-------	-----	-------------	--------	----	----	----	-------	-------

(13) Alistair BAPTIE

1	15:22:44.613			27.086	21.600	85.054	73.664								
2	15:23:54.410	1:09.797	23.063	25.423	21.311	87.266	70.196								
3	15:25:00.615	1:06.205	21.779	24.660	19.766	85.925	75.148								
4	15:26:05.308	1:04.693	20.838	24.169	19.686	87.380	75.572								
5	15:27:12.203	1:06.895	21.145	25.717	20.033	85.925	74.813								
6	15:28:19.679	1:07.476	21.342	25.480	20.654	81.938	73.342								
7	15:29:25.140	1:05.461	20.770	24.910	19.781	85.054	75.572								
8	15:30:33.433	1:08.293	21.481	25.055	21.757	85.706	73.664								
9	15:31:43.139	1:09.706	23.672	25.907	20.127	85.270	75.828								
10	15:32:48.826	1:05.687	20.482	25.099	20.106	82.849	74.730								
11	15:33:55.636	1:06.810	20.966	25.261	20.583	86.257	67.041								

(20) William CONWAY

1	15:22:43.684			27.600	21.377	82.951	74.730								
2	15:24:12.655	1:28.971	39.059	28.830	21.082	79.230	74.813								
3	15:25:30.643	1:17.988	23.618	27.552	26.818	76.086	23.530								
4	15:27:49.635	2:18.992	1:31.986	26.138	20.868	81.739	75.233								
5	15:28:59.179	1:09.544	22.698	26.146	20.700	78.672	75.402								
6	15:30:07.053	1:07.874	22.069	25.575	20.230	81.938	75.914								
7	15:31:14.901	1:07.848	21.892	25.670	20.286	81.540	75.487								
8	15:32:22.907	1:08.006	21.741	25.400	20.865	77.491	75.487								
9	15:33:31.094	1:08.187	21.579	25.518	21.090	81.540	76.172								

(17) Ian DALTRY

1	15:22:42.083			27.670	20.206	84.625	78.765								
2	15:23:49.856	1:07.773	22.453	25.602	19.718	87.608	80.176								
3	15:24:56.520	1:06.664	22.329	24.543	19.792	86.814	79.985								
4	15:26:03.763	1:07.243	22.022	25.186	20.035	88.649	79.511								
5	15:27:10.994	1:07.231	21.808	25.525	19.898	87.494	79.230								
6	15:28:17.013	1:06.019	21.337	25.245	19.437	89.120	80.658								
7	15:29:23.975	1:06.962	22.181	25.094	19.687	88.183	80.176								
8	15:30:31.550	1:07.575	21.938	24.940	20.697	84.946	75.064								

(85) Drummond BONE

1	15:22:45.502			28.475	20.491	87.153	79.700								
2	15:23:59.738	1:14.236	24.294	29.110	20.832	86.257	80.465								
3	15:25:11.470	1:11.732	23.809	27.773	20.150	87.837	81.938								
4	15:26:23.171	1:11.701	23.840	27.690	20.171	88.068	83.260								
5	15:27:41.202	1:18.031	23.439	28.722	25.870	83.885	26.031								

Clerk of the Course.

Sig : Time :
Chief Timekeeper : Ian Sharp (SMART Timing)

Results available at www.mylaps.com and www.smart-timing.co.uk

Printed: 22/08/2016 17:21:14

Orbits





Race Results



Bulletin No. _____

SMRC August Race Meeting

Lapchart


Scottish Classics Championship

Knockhill 1.267 miles

Race 10 - 2nd Race

21/08/2016 15:05

Race (12 Laps) started at 15:21:24



Competitors	Laps											
	1	2	3	4	5	6	7	8	9	10	11	12
Raymond BOYD (49)	1	49	39	39	39	39	39	39	39	39	39	39
Harry SIMPSON (39)	2	39	49	49	49	49	49	49	49	49	49	49
Andrew GRAHAM (78)	3	78	78	78	78	78	78	78	78	78	78	78
Jimmy CROW (21)	4	21	63	63	63	63	63	63	63	63	63	63
John KINMOND (63)	5	63	21	21	21	21	21	21	21	21	21	21
Craig HOUSTON (91)	6	91	91	91	91	91	91	91	91	91	91	91
Ian BLACKLIN (35)	7	35	57	57	57	57	57	57	57	57	57	57
Bruce MITCHELL (57)	8	57	35	35	35	35	35	35	35	35	35	35
Andy WALKER (10)	9	10	10	10	10	10	10	10	27	27	27	27
Ian DALTRY (17)	10	17	17	17	17	17	17	27	10	10	10	10
Grant ALLAN (41)	11	41	27	27	27	27	27	17	41	41	41	41
Mario FERRARI (27)	12	27	41	13	13	13	13	41	13	13	13	13
William CONWAY (20)	13	20	13	41	41	41	41	13	20			
Alistair BAPTIE (13)	14	13	85	85	85	85	20	20	20			
Drummond BONE (85)	15	85	20	20	20	20						
-	16											
-	17											

Margin of Victory	Avg. Speed	Best Lap Tm	Best Speed	Best Lap by
5.990	75.426	59.002	77.300	39 - Harry SIMPSON

Clerk of the Course.

Orbits

Sig : Time :
Chief Timekeeper : Ian Sharp (SMART Timing)

Results available at www.mylaps.com and www.smart-timing.co.uk

Printed: 22/08/2016 17:21:28



Scottish Classics Championship

2016

Pos	No.	Name	Total	Diff	Gap	#1		#2		#3		#4		#5		#6		#7		#8		#9		#10		#11		#12				
						Ra	Total	Ra	Total	Ra	Total	Ra	Total	Ra	Total	Ra	Total	Ra	Total	Ra	Total	Ra	Total	Ra	Total	Ra	Total	Ra	Total	Ra	Total	Ra
1	49	Raymond BOYD	301	0	0	25	25	25	25	18	18	18	18	18	18	14	14	55	55	28	28	25	25	25	25	25	25	25	25	25	25	
2	21	Jimmy CROW	284	17	17	25	25	25	25	25	25	25	25	18	18	18	18	48	48	28	28	18	18	18	18	18	18	18	18	18	18	
3	17	Ian DALTRY	259	42	25	18	18	18	18	18	18	18	18	18	18	18	18	48	48	28	28	25	25	25	25	25	25	25	25	DNF	0	
4	77	Tommy GILMARTIN	251	50	8	DNF	0	25	25	25	25	25	25	25	25	25	25	55	55	35	35	18	18	18	18	INS	0	INS	0	INS	0	
5	78	Andrew GRAHAM	240	61	11	20	20	16	16	16	16	16	16	20	20	20	20	46	46	26	26	14	14	14	14	14	14	14	14	18	18	
6	39	Harry SIMPSON	180	121	60	18	18	18	18	18	18	18	18	18	18	18	18	x	x	x	x	18	18	18	18	18	18	18	18	18	18	
7	35	Ian BLACKLIN	146	155	34	x	x	x	x	x	x	x	x	x	x	x	x	50	50	24	24	16	16	16	16	20	20	20	20	20	20	
8	63	John KINMOND	144	157	2	x	x	x	x	x	x	x	x	16	16	16	16	50	50	30	30	x	x	x	x	18	18	14	14	14	14	
9	41	Grant ALLAN	144	157	0	16	16	16	16	14	14	14	14	14	14	18	18	DNF	20	INS	0	x	x	x	x	16	16	16	16	16	16	
10	81	James BRAID	100	201	44	16	16	16	16	x	x	x	x	x	x	x	x	44	44	24	24	x	x	x	x	x	x	x	x	x	x	
11	13	Alistair BAPTIE	96	205	4	x	x	x	x	x	x	x	x	x	x	x	x	DNF	20	INS	0	20	20	20	20	16	16	20	20	20	20	
12	51	Alex MONTGOMERY	85	216	11	25	25	20	20	20	20	20	20	x	x	x	x	x	x	x	x	x	x	x	x	x	x	x	x	x	x	
13	4	Stan BERNARD	80	221	5	20	20	20	20	x	x	x	x	x	x	x	x	x	x	x	x	20	20	20	20	DNF	0	INS	0	INS	0	
14	85	John BENNETT	80	221	0	20	20	20	20	20	20	20	20	x	x	x	x	x	x	x	x	x	x	x	x	x	x	x	x	x	x	
15	57	Bruce MITCHELL	74	227	6	x	x	x	x	16	16	16	16	INS	0	INS	0	x	x	x	x	DNF	0	14	14	14	14	14	14	14	14	14
16	10	Andy WALKER	70	231	4	x	x	x	x	x	x	x	x	14	14	INS	0	x	x	x	x	14	14	14	14	14	14	14	14	14	14	
17	232	Scott BRENNAN	68	233	2	x	x	x	x	x	x	x	x	x	x	x	x	44	44	24	24	x	x	x	x	x	x	x	x	x	x	
18	20	William CONWAY	60	241	8	x	x	x	x	x	x	x	x	x	x	x	x	x	x	x	x	14	14	16	16	14	14	16	16	16	16	
19	8	Max HORNE	56	245	4	14	14	14	14	14	14	14	14	x	x	x	x	x	x	x	x	x	x	x	x	x	x	x	x	x	x	
20	27	Mario FERRARI	45	256	11	x	x	x	x	x	x	x	x	x	x	x	x	x	x	x	x	x	x	x	x	20	20	25	25	25	25	
21	54	Howard GORDON	16	285	29	x	x	x	x	x	x	x	x	x	x	x	x	x	x	x	x	16	16	0	0	x	x	x	x	x	x	
22	85	Drummond BONE	0	301	16	x	x	x	x	x	x	x	x	x	x	x	x	x	x	x	x	x	x	x	x	0	0	DNF	0	DNF	0	
23	91	Craig HOUSTON	0	301	0	x	x	x	x	x	x	x	x	x	x	x	x	x	x	x	x	x	x	x	x	0	0	0	0	0	0	

Event Legend

#1	03/04/2016	SMRC Spring Race Meeting	#7	02/07/2016	BRSCC Donington Park
#2	03/04/2016	SMRC Spring Race Meeting	#8	02/07/2016	BRSCC Donington Park
#3	01/05/2016	SMRC May Day Race Meeting	#9	17/07/2016	SMRC Summer Race Meeting
#4	01/05/2016	SMRC May Day Race Meeting	#10	17/07/2016	SMRC Summer Race Meeting
#5	29/05/2016	SMRC May Race Meeting	#11	21/08/2016	SMRC August Race Meeting
#6	29/05/2016	SMRC May Race Meeting	#12	21/08/2016	SMRC August Race Meeting

Championship points are unofficial and given as an indication only.

Official Championship points will be published on the SMRC website.

Race Results



Bulletin No. _____

SMRC August Race Meeting

Sorted on Laps

Scottish BMW Compact Cup

Knockhill 1.267 miles

Race 11 - 2nd Race

21/08/2016 15:30

Race (12 Laps) started at 15:43:43

Pos	No.	Name	Make/Model	CC	Class Code	Laps	Total Tm	Diff	Best Tm	In Lap	Best Speed
1	14	Lee ELRICK	BMW Compact	1900	BMWCN	12	12:52.014		1:03.727	5	71.568
2	91	Neil MacINNES	BMW Compact	1900	BMWCN	12	12:54.073	2.059	1:03.689	2	71.611
3	85	Gary CLARK	BMW Compact	1900	BMWCC	12	12:54.315	2.301	1:03.607	9	71.703
4	97	Greig SUTHERLAND	BMW Compact	1900	BMWCN	12	12:55.534	3.520	1:03.821	2	71.463
5	28	Alistair SMITH	BMW Compact	1900	BMWCN	12	12:57.795	5.781	1:03.641	8	71.665
6	72	Cliff HARPER	BMW Compact	1900	BMWCC	12	12:58.105	6.091	1:03.955	8	71.313
7	23	David McNAUGHTON	BMW Compact	1900	BMWCC	12	12:58.202	6.188	1:03.565	8	71.751
8	81	Douglas SIMPSON	BMW Compact	1900	BMWCN	12	13:04.758	12.744	1:04.302	7	70.928
9	4	Ray McDOWALL	BMW Compact	1900	BMWCC	12	13:10.569	18.555	1:04.282	5	70.950
10	40	Steven GOLDIE	BMW Compact	1900	BMWCN	12	13:10.968	18.954	1:04.580	3	70.623
11	77	Ashleigh MORRIS	BMW Compact	1900	BMWCC	12	13:24.894	32.880	1:04.916	3	70.258
12	65	Jeff CLARK	BMW Compact	1900	Guest	12	13:25.688	33.674	1:05.421	7	69.715
13	53	Andrew MACKIE	BMW Compact	1900	BMWCN	12	13:36.078	44.064	1:05.369	7	69.771
14	55	Gordon McSHANNOCK	BMW Compact	1900	BMWCN	12	13:51.598	59.584	1:07.908	8	67.162
15	32	Liam GRANT	BMW Compact	1900	BMWCN	11	13:11.626	1 Lap	1:05.132	2	70.025

Margin of Victory	Avg. Speed	Best Lap Tm	Best Speed	Best Lap by
2.059	70.893	1:03.565	71.751	23 - David McNAUGHTON

Clerk of the Course.

Orbits

Sig : Time :
Chief Timekeeper : Ian Sharp (SMART Timing)Results available at www.mylaps.com and www.smart-timing.co.uk

Printed: 22/08/2016 17:31:57





SMRC August Race Meeting

Scottish BMW Compact Cup

Knockhill 1.267 miles

Race 11 - 2nd Race

21/08/2016 15:30

Race (12 Laps) started at 15:43:43

Lap	Time of Day	Lap Tm	S1	S2	S3	S3Spd	SFSpd	Lap	Time of Day	Lap Tm	S1	S2	S3	S3Spd	SFSpd
(14) Lee ELRICK								(23) David McNAUGHTON							
1	15:44:51.212			23.940	19.337	88.884	78.857	1	15:44:54.459			24.984	19.652	85.054	78.397
2	15:45:55.048	1:03.836	20.616	23.910	19.310	89.477	79.043	2	15:45:58.628	1:04.169	20.653	23.880	19.636	88.884	79.417
3	15:46:58.874	1:03.826	20.518	23.914	19.394	89.358	78.950	3	15:47:02.674	1:04.046	20.515	24.022	19.509	88.299	78.857
4	15:48:02.881	1:04.007	20.506	24.052	19.449	89.239	78.950	4	15:48:06.914	1:04.240	20.669	24.189	19.382	87.722	79.230
5	15:49:06.608	1:03.727	20.456	23.801	19.470	89.477	78.857	5	15:49:10.766	1:03.852	20.509	23.888	19.455	88.649	79.700
6	15:50:10.732	1:04.124	20.784	23.949	19.391	89.596	79.323	6	15:50:14.624	1:03.858	20.470	24.034	19.354	88.649	79.136
7	15:51:14.595	1:03.863	20.507	23.872	19.484	89.477	79.795	7	15:51:18.854	1:04.230	20.482	24.232	19.516	88.068	79.700
8	15:52:18.584	1:03.989	20.457	24.012	19.520	89.358	79.136	8	15:52:22.419	1:03.565	20.357	23.961	19.247	88.649	79.795
9	15:53:22.967	1:04.383	20.658	24.109	19.616	89.358	79.417	9	15:53:26.371	1:03.952	20.441	24.101	19.410	88.649	79.511
10	15:54:27.036	1:04.069	20.589	24.023	19.457	89.239	79.606	10	15:54:31.811	1:05.440	21.031	24.141	20.268	88.649	79.230
11	15:55:31.337	1:04.301	20.691	24.062	19.548	89.596	78.950	11	15:55:36.193	1:04.382	20.642	24.066	19.674	88.183	78.580
12	15:56:35.794	1:04.457	20.683	24.086	19.688	89.002	78.672	12	15:56:41.982	1:05.789	20.778	25.084	19.927	85.706	78.488
(91) Neil MacINNES								(81) Douglas SIMPSON							
1	15:44:51.936			24.004	19.355	89.477	79.985	1	15:44:55.560			24.512	20.068	87.837	78.397
2	15:45:55.625	1:03.689	20.446	23.842	19.401	90.077	80.272	2	15:46:01.609	1:06.049	21.374	24.396	20.279	89.239	79.043
3	15:46:59.742	1:04.117	20.689	23.963	19.465	89.836	80.272	3	15:47:06.026	1:04.417	20.569	24.007	19.841	89.596	79.230
4	15:48:03.890	1:04.148	20.472	24.157	19.519	89.716	80.272	4	15:48:10.700	1:04.674	20.495	24.245	19.934	89.358	79.230
5	15:49:08.121	1:04.231	20.495	24.143	19.593	88.884	80.176	5	15:49:15.899	1:05.199	20.488	24.805	19.906	86.368	78.857
6	15:50:11.980	1:03.859	20.469	24.026	19.364	89.716	80.176	6	15:50:20.343	1:04.444	20.458	24.270	19.716	88.416	79.136
7	15:51:15.846	1:03.866	20.477	23.853	19.536	89.836	80.465	7	15:51:24.645	1:04.302	20.439	24.159	19.704	88.532	78.857
8	15:52:20.963	1:05.117	20.430	25.159	19.528	87.722	79.606	8	15:52:29.221	1:04.576	20.493	24.281	19.802	87.837	79.511
9	15:53:25.375	1:04.412	20.518	23.834	20.060	89.957	78.950	9	15:53:33.956	1:04.735	20.692	24.247	19.796	88.183	78.950
10	15:54:29.567	1:04.192	20.559	24.019	19.614	89.002	79.890	10	15:54:38.915	1:04.959	20.715	24.287	19.957	88.649	79.043
11	15:55:33.839	1:04.272	20.534	24.041	19.697	89.120	79.795	11	15:55:43.828	1:04.913	20.782	24.277	19.854	87.952	79.043
12	15:56:37.853	1:04.014	20.497	23.864	19.653	89.239	79.890	12	15:56:48.538	1:04.710	20.598	24.207	19.905	88.068	78.672
(85) Gary CLARK								(4) Ray McDOWALL							
1	15:44:52.678			24.024	19.648	88.299	78.305	1	15:44:57.641			25.065	21.148	88.532	76.958
2	15:45:56.534	1:03.856	20.381	23.999	19.476	86.590	78.672	2	15:46:03.131	1:05.490	21.359	24.266	19.865	89.002	78.765
3	15:47:00.175	1:03.641	20.443	23.594	19.604	89.957	79.136	3	15:47:07.783	1:06.652	20.809	24.306	19.537	89.477	78.950
4	15:48:04.231	1:04.056	20.421	23.952	19.683	90.686	78.950	4	15:48:12.955	1:05.172	21.229	24.214	19.729	88.416	78.580
5	15:49:08.462	1:04.231	20.530	23.979	19.722	89.716	79.511	5	15:49:17.237	1:04.282	20.575	24.093	19.614	89.120	79.043
6	15:50:12.404	1:03.942	20.452	24.093	19.397	88.767	78.950	6	15:50:21.716	1:04.479	20.639	24.036	19.804	89.120	78.857
7	15:51:16.370	1:03.966	20.434	23.742	19.790	90.320	78.672	7	15:51:27.397	1:05.681	20.983	25.029	19.669	86.590	78.857
8	15:52:21.985	1:05.615	20.383	24.887	20.345	88.299	79.323	8	15:52:32.681	1:05.284	20.805	24.671	19.808	86.479	78.397
9	15:53:25.592	1:03.607	20.377	23.725	19.505	90.442	79.043	9	15:53:37.389	1:04.708	20.781	24.334	19.593	88.299	78.397
10	15:54:29.895	1:04.303	20.628	23.983	19.692	90.077	78.672	10	15:54:43.959	1:06.570	21.800	24.851	19.919	87.266	78.765
11	15:55:34.027	1:04.132	20.442	24.028	19.662	89.716	78.950	11	15:55:49.227	1:05.268	20.827	24.630	19.811	85.270	78.672
12	15:56:38.095	1:04.068	20.748	23.750	19.570	90.320	79.043	12	15:56:54.349	1:05.122	20.624	24.726	19.772	86.257	78.032
(97) Greig SUTHERLAND								(40) Steven GOLDIE							
1	15:44:53.309			24.222	19.593	88.183	79.417	1	15:44:55.591			24.628	19.696	89.957	79.890
2	15:45:57.130	1:03.821	20.507	23.873	19.441	89.120	80.176	2	15:46:00.828	1:05.237	21.162	24.364	19.711	89.836	79.230
3	15:47:01.151	1:04.021	20.556	23.813	19.652	88.767	79.511	3	15:47:05.408	1:04.580	20.593	24.282	19.705	89.957	79.700
4	15:48:05.098	1:03.947	20.463	24.047	19.437	88.649	79.700	4	15:48:10.079	1:04.671	20.607	24.378	19.686	89.358	79.985
5	15:49:09.128	1:04.030	20.504	23.949	19.577	89.477	79.985	5	15:49:16.549	1:06.470	20.773	25.586	20.111	86.479	78.765
6	15:50:13.072	1:03.944	20.530	23.953	19.461	89.477	79.606	6	15:50:21.313	1:04.764	20.786	24.390	19.588	89.596	79.985
7	15:51:17.335	1:04.263	20.606	24.062	19.595	89.239	79.136	7	15:51:26.964	1:05.651	20.983	24.775	19.893	87.952	79.606
8	15:52:21.393	1:04.058	20.484	24.138	19.436	89.477	79.136	8	15:52:33.072	1:06.108	20.835	25.412	19.861	86.927	80.176
9	15:53:25.831	1:04.438	20.544	23.950	19.944	89.477	77.402	9	15:53:37.716	1:05.644	20.847	24.243	19.554	90.077	79.700
10	15:54:30.402	1:04.571	20.911	23.916	19.744	89.239	79.136	10	15:54:43.663	1:05.947	21.334	24.788	19.825	88.299	79.606
11	15:55:34.599	1:04.197	20.605	24.003	19.589	89.239	79.230	11	15:55:48.785	1:05.122	20.892	24.483	19.747	88.532	79.417
12	15:56:39.314	1:04.715	20.934	24.243	19.538	88.068	78.672	12	15:56:54.748	1:05.963	20.854	25.047	20.062	87.837	79.511
(28) Alistair SMITH								(77) Ashleigh MORRIS							
1	15:44:54.925			24.908	19.857	85.487	77.941	1	15:44:57.295			24.962	19.915	88.068	78.032
2	15:45:59.307	1:04.382	20.989	23.715	19.678	89.002	78.765	2	15:46:02.414	1:05.119	20.976	24.508	19.635	88.183	78.214
3	15:47:03.504	1:04.197	20.704	24.005	19.488	89.002	78.580	3	15:47:07.330	1:04.916	20.979	24.264	19.673	89.120	77.941
4	15:48:07.540	1:04.036	20.656	23.806	19.574	89.957	78.857	4	15:48:17.039	1:09.709	22.878	24.373	22.458	88.649	75.402
5	15:49:12.151	1:04.611	20.672	24.350	19.589	87.153	78.397	5	15:49:22.986	1:05.947	21.163	24.960	19.824	86.814	78.765
6	15:50:16.408	1:04.257	20.342	23.938	19.977	86.927	77.581	6	15:50:29.299	1:06.313	21.399	25.029	19.885	87.494	78.672
7	15:51:20.255	1:03.847	20.521	23.788	19.538	89.002	78.488								
8	15:52:23.896	1:03.641	20.472	23.693	19.476	88.884	78.672								
9	15:53:27.969	1:04.073	20.530	23.782	19.761	85.815	77.761								
10	15:54:32.016	1:04.047	20.389	23.960	19.698	88.767	78.305								
11	15:55:36.375	1:04.359	20.673	24.082	19.604	89.002	77.671								
12	15:56:41.575	1:05.200	20.782	24.624	19.794	86.590	77.224								
(72) Cliff HARPER															
1	15:44:54.717			24.337</											



SMRC August Race Meeting

Scottish BMW Compact Cup

Knockhill 1.267 miles

Race 11 - 2nd Race

21/08/2016 15:30

Race (12 Laps) started at 15:43:43

Lap	Time of Day	Lap Tm	S1	S2	S3	S3Spd	SFSpd	Lap	Time of Day	Lap Tm	S1	S2	S3	S3Spd	SFSpd
7	15:51:36.078	1:06.779	21.790	25.017	19.972	87.608	78.857								
8	15:52:41.771	1:05.693	21.380	24.542	19.771	87.722	79.136								
9	15:53:47.911	1:06.140	21.288	24.788	20.064	87.153	78.857								
10	15:54:54.355	1:06.444	21.451	24.957	20.036	86.590	78.672								
11	15:56:01.523	1:07.168	21.550	25.401	20.217	85.706	78.857								
12	15:57:08.674	1:07.151	21.525	25.431	20.195	85.925	78.488								

(65) Jeff CLARK

1	15:44:59.306			25.916	20.348	86.035	75.914								
2	15:46:05.559	1:06.253	21.529	24.492	20.232	86.590	76.519								
3	15:47:12.900	1:07.341	22.025	24.875	20.441	86.479	76.958								
4	15:48:19.654	1:06.754	21.650	24.736	20.368	86.479	76.259								
5	15:49:25.723	1:06.069	21.452	24.670	19.947	86.479	77.581								
6	15:50:31.393	1:05.670	21.194	24.363	20.113	87.494	77.402								
7	15:51:36.814	1:05.421	21.119	24.428	19.874	87.837	77.224								
8	15:52:42.892	1:06.078	21.648	24.644	19.786	87.608	78.214								
9	15:53:48.647	1:05.755	21.073	24.383	20.299	88.183	77.851								
10	15:54:54.844	1:06.197	21.453	24.547	20.197	87.608	78.214								
11	15:56:02.056	1:07.212	21.528	25.271	20.413	85.925	78.672								
12	15:57:09.468	1:07.412	21.308	25.365	20.739	86.479	76.172								

(53) Andrew MACKIE

1	15:45:16.531			44.537	20.099	85.379	76.958								
2	15:46:22.148	1:05.617	21.027	24.304	20.286	87.153	73.826								
3	15:47:28.141	1:05.993	21.060	24.507	20.426	86.814	74.730								
4	15:48:33.919	1:05.778	21.308	24.320	20.150	86.146	76.259								
5	15:49:39.389	1:05.470	21.105	24.255	20.110	86.927	75.657								
6	15:50:45.451	1:06.062	21.235	24.716	20.111	87.380	75.572								
7	15:51:50.820	1:05.369	20.916	24.512	19.941	87.494	76.607								
8	15:52:56.572	1:05.752	21.245	24.284	20.223	87.266	75.572								
9	15:54:02.644	1:06.072	21.304	24.407	20.361	86.479	74.647								
10	15:55:08.334	1:05.690	21.149	24.523	20.018	87.494	76.694								
11	15:56:14.045	1:05.711	20.900	24.598	20.213	86.590	75.487								
12	15:57:19.858	1:05.813	21.236	24.516	20.061	85.925	76.259								

(55) Gordon McSHANNOCK

1	15:45:02.859			26.365	20.836	84.946	77.047								
2	15:46:11.540	1:08.681	22.533	25.711	20.437	85.054	77.047								
3	15:47:19.674	1:08.134	22.170	25.460	20.504	85.815	77.581								
4	15:48:28.515	1:08.841	22.294	25.790	20.757	84.732	77.047								
5	15:49:37.143	1:08.628	22.078	26.043	20.507	85.706	77.402								
6	15:50:45.796	1:08.653	22.209	25.887	20.557	86.035	77.313								
7	15:51:54.460	1:08.664	22.216	26.220	20.228	85.379	77.491								
8	15:53:02.368	1:07.908	21.992	25.639	20.277	85.487	77.313								
9	15:54:10.608	1:08.240	22.059	25.496	20.685	85.596	77.313								
10	15:55:18.561	1:07.953	21.961	25.618	20.374	85.706	77.313								
11	15:56:26.764	1:08.203	21.827	25.674	20.702	85.379	77.313								
12	15:57:35.378	1:08.614	22.365	25.605	20.644	85.706	77.671								

(32) Liam GRANT

1	15:44:56.907			25.195	19.989	89.120	78.950								
2	15:46:02.039	1:05.132	20.660	24.378	20.094	88.532	79.043								
3	15:47:07.365	1:05.326	20.746	24.467	20.113	89.002	78.672								
4	15:48:22.335	1:14.970	22.092	24.485	28.393	88.767	28.544								
5	15:50:05.543	1:43.208	56.166	25.904	21.138	85.054	76.958								
6	15:51:14.624	1:09.081	22.735	25.799	20.547	84.306	76.958								
7	15:52:22.906	1:08.282	21.337	26.218	20.727	83.885	79.043								
8	15:53:31.020	1:08.114	22.187	25.717	20.210	86.146	78.305								
9	15:54:38.837	1:07.817	21.867	25.400	20.550	85.054	77.761								
10	15:55:46.455	1:07.618	21.627	25.482	20.509	85.925	78.214								
11	15:56:55.406	1:08.951	21.660	26.264	21.027	77.851	78.580								

Clerk of the Course.

Sig : Time :
Chief Timekeeper : Ian Sharp (SMART Timing)

Results available at www.mylaps.com and www.smart-timing.co.uk

Printed: 22/08/2016 17:46:29

Orbits





SMRC August Race Meeting

Lapchart

Scottish BMW Compact Cup

Knockhill 1.267 miles

Race 11 - 2nd Race

21/08/2016 15:30

Race (12 Laps) started at 15:43:43

Competitors	Laps											
	1	2	3	4	5	6	7	8	9	10	11	12
Lee ELRICK (14)	14	14	14	14	14	14	14	14	14	14	14	14
Neil MacINNES (91)	91	91	91	91	91	91	91	91	91	91	91	91
Gary CLARK (85)	85	85	85	85	85	85	85	97	85	85	85	85
Greig SUTHERLAND (97)	97	97	97	97	97	97	97	85	97	97	97	97
David McNAUGHTON (23)	23	23	23	23	23	23	23	23	23	23	23	28
Cliff HARPER (72)	72	72	72	72	72	28	28	28	28	28	28	72
Alistair SMITH (28)	28	28	28	28	28	72	72	72	72	72	72	23
Douglas SIMPSON (81)	81	40	40	40	81	81	81	81	81	81	81	81
Steven GOLDIE (40)	40	81	81	81	40	40	40	4	4	40	40	4
Liam GRANT (32)	32	32	77	4	4	4	4	40	40	4	4	40
Ashleigh MORRIS (77)	77	77	32	77	77	77	77	77	77	77	77	77
Ray McDOWALL (4)	4	4	4	65	65	65	65	65	65	65	65	65
Jeff CLARK (65)	65	65	65	32	55	53	53	53	53	53	53	53
Gordon McSHANNOCK (55)	55	55	55	55	53	55	55	55	55	55	55	55
Andrew MACKIE (53)	53	53	53	53	32	32	32	32	32	32	32	32

Margin of Victory	Avg. Speed	Best Lap Tm	Best Speed	Best Lap by
2.059	70.893	1:03.565	71.751	23 - David McNAUGHTON

Clerk of the Course.

Orbits

Sig : Time :
Chief Timekeeper : Ian Sharp (SMART Timing)

Results available at www.mylaps.com and www.smart-timing.co.uk

Printed: 22/08/2016 17:46:52



Scottish BMW Compact Championship

2016

Pos	No.	Name	Total	Diff	Gap	#1		#2		#3		#4		#5		#6		#7		#8		#9		#10		#11		#12	
						Ra	Total	Ra	Total	Ra	Total	Ra	Total	Ra	Total	Ra	Total	Ra	Total	Ra	Total	Ra	Total	Ra	Total	Ra	Total	Ra	Total
1	85	Gary CLARK	493	0	0	32	32	37	37	40	40	40	40	40	40	40	40	70	70	50	50	32	32	37	37	40	40	35	35
2	72	Cliff HARPER	428	65	65	35	35	35	35	30	30	37	37	30	30	30	30	65	65	47	47	30	30	32	32	28	28	29	29
3	14	Lee ELRICK	421	72	7	29	29	32	32	32	32	32	32	37	37	35	35	59	59	38	38	21	21	29	29	37	37	40	40
4	23	David McNAUGHTON	405	88	16	37	37	40	40	NS	0	23	23	32	32	37	37	60	60	39	39	40	40	40	40	29	29	28	28
5	91	Neil MacINNES	387	106	18	30	30	30	30	35	35	30	30	29	29	29	29	DNF	21	42	42	37	37	35	35	32	32	37	37
6	40	Steven GOLDIE	381	112	6	28	28	29	29	37	37	29	29	28	28	28	28	62	62	37	37	27	27	28	28	23	23	25	25
7	32	Liam GRANT	335	158	46	19	19	21	21	24	24	26	26	25	25	27	27	58	58	40	40	26	26	24	24	24	24	21	21
8	77	Ashleigh MORRIS	322	171	13	20	20	20	20	20	20	25	25	24	24	26	26	56	56	36	36	23	23	26	26	22	22	24	24
9	53	Andrew MACKIE	284	209	38	23	23	23	23	22	22	21	21	22	22	24	24	DNF	21	35	35	24	24	21	21	25	25	23	23
10	4	Ray McDOWALL	266	227	18	DNF	1	19	19	21	21	22	22	18	18	21	21	67	67	45	45	x	x	x	x	26	26	26	26
11	28	Alistair SMITH	245	248	21	26	26	27	27	x	x	x	x	35	35	32	32	x	x	x	x	35	35	30	30	30	30	30	30
12	81	Douglas SIMPSON	236	257	9	22	22	26	26	28	28	DNF	1	26	26	DNF	1	DNF	21	DNF	1	29	29	27	27	27	27	27	27
13	35	Martin BUCHAN	198	295	38	21	21	24	24	27	27	28	28	23	23	25	25	x	x	x	x	28	28	22	22	x	x	x	x
14	75	Michael COURTS	183	310	15	18	18	22	22	29	29	35	35	DNF	1	22	22	55	55	DNF	1	x	x	x	x	x	x	x	x
15	55	Gordon McSHANNOCK	182	311	1	16	16	16	16	17	17	18	18	16	16	18	18	x	x	x	x	19	19	19	19	21	21	22	22
16	99	Philip WEBSTER	156	337	26	17	17	18	18	19	19	20	20	17	17	20	20	x	x	x	x	22	22	23	23	x	x	x	x
17	84	Robert MARSHALL	152	341	4	DNF	1	NS	0	23	23	27	27	20	20	23	23	57	57	DNF	1	x	x	x	x	x	x	x	x
18	90	Richard SUTHERLAND	127	366	25	25	25	25	25	26	26	24	24	27	27	NS	0	x	x	x	x	x	x	x	x	x	x	x	x
19	97	Greig SUTHERLAND	108	385	19	40	40	DNF	1	x	x	x	x	x	x	x	x	x	x	x	x	x	x	x	x	35	35	32	32
20	6	Phil DRYBURGH	95	398	13	27	27	28	28	x	x	x	x	21	21	19	19	x	x	x	x	x	x	x	x	x	x	x	x
21	66	Ross JOHNSTONE	77	416	18	x	x	x	x	18	18	19	19	x	x	x	x	x	x	x	x	20	20	20	20	x	x	x	x
22	44	Ryan STIRLING	67	426	10	24	24	17	17	25	25	DNF	1	x	x	x	x	x	x	x	x	x	x	x	x	x	x	x	x
23	90	Richard SUTHERLAND	50	443	17	x	x	x	x	x	x	x	x	x	x	x	x	x	x	x	x	25	25	25	25	x	x	x	x
24	5	Colin GILLIESPIE	20	473	30	x	x	x	x	x	x	x	x	19	19	1	x	x	x	x	x	x	x	x	x	x	x	x	x
25	57	Daniel CORMACK	1	492	19	x	x	x	x	DNF	1	NS	0	x	x	x	x	x	x	x	x	x	x	x	x	x	x	x	x
26	65	Jeff CLARK	0	493	1	x	x	x	x	x	x	x	x	x	x	x	x	x	x	x	x	x	x	x	x	0	0	x	x
27	61	Warren DUNBAR	0	493	0	x	x	x	x	x	x	x	x	0	0	0	0	x	x	x	x	x	x	x	x	x	x	x	x

Event Legend

#1	03/04/2016	SMRC Spring Race Meeting	#7	02/07/2016	BRSCC Donington Park
#2	03/04/2016	SMRC Spring Race Meeting	#8	02/07/2016	BRSCC Donington Park
#3	01/05/2016	SMRC May Day Race Meeting	#9	17/07/2016	SMRC Summer Race Meeting
#4	01/05/2016	SMRC May Day Race Meeting	#10	17/07/2016	SMRC Summer Race Meeting
#5	29/05/2016	SMRC May Race Meeting	#11	21/08/2016	SMRC August Race Meeting
#6	29/05/2016	SMRC May Race Meeting	#12	21/08/2016	SMRC August Race Meeting

Championship points are unofficial and given as an indication only.

Official Championship points will be published on the SMRC website.

Race Results



Bulletin No. _____

SMRC August Race Meeting

Sorted on Laps

Scottish Legends Championship

Knockhill 1.267 miles

Race 12 - Final - Re-Start

21/08/2016 16:00

Race (6 Laps) started at 16:27:51

Pos	No.	Name	Make/Model	CC	Class Code	Laps	Total Tm	Diff	Best Tm	In Lap	Best Speed
1	6	David HUNTER	Ford Coupe	1250	L	6	6:03.736		59.692	3	76.406
2	1	John PATERSON	Ford Coupe	1250	L	6	6:05.082	1.346	59.867	3	76.183
3	52	Stewart BLACK	Ford Coupe	1250	L	6	6:08.129	4.393	1:00.109	4	75.876
4	38	Pino PALAZZO	Ford Sedan	1250	L	6	6:09.463	5.727	1:00.334	4	75.593
5	17	Billy WAIT	37 Ford	1250	L	6	6:09.935	6.199	1:00.288	3	75.651
6	71	Ryan McLEISH	Ford Coupe	1250	L R	6	6:11.629	7.893	1:00.528	3	75.351
7	88	Jeff PRITCHARD	Ford Coupe	1200	L	6	6:16.151	12.415	1:01.104	4	74.641
8	33	Kieran BEATY	Ford Coupe	1250	L R	6	6:31.191	27.455	1:02.769	2	72.661
9	4	Colin McNEILL	Ford Coupe	1250	L	6	6:52.581	48.845	1:07.065	2	68.006

Not classified

DNS	7	Andy DUNN	Ford Coupe	1250	LT			DNS		0	-
DNS	46	Ross McCULLOCH	Ford Coupe	1250	L R			DNS		0	-
DNS	85	Mark BEATY	Ford Coupe	1250	L R			DNS		0	-
DNS	37	Ivor GREENWOOD	Ford Coupe	1250	L			DNS		0	-

Announcements

RED FLAG after Leader completed 5 Laps - Race re-started over 6 Laps.

Margin of Victory	Avg. Speed	Best Lap Tm	Best Speed	Best Lap by
1.346	75.233	59.692	76.406	6 - David HUNTER

Clerk of the Course.

Orbits

Sig : Time :
Chief Timekeeper : Ian Sharp (SMART Timing)Results available at www.mylaps.com and www.smart-timing.co.uk

Printed: 22/08/2016 17:34:55



SMRC August Race Meeting

Scottish Legends Championship

Knockhill 1.267 miles

Race 12 - Final - Re-Start

21/08/2016 16:00

Race (6 Laps) started at 16:27:51

Lap	Time of Day	Lap Tm	S1	S2	S3	S3Spd	SFSpd	Lap	Time of Day	Lap Tm	S1	S2	S3	S3Spd	SFSpd
(6) David HUNTER															
1	16:28:56.088	1:04.025	23.127	22.891	18.007	99.566	93.205								
2	16:29:56.044	59.956	19.397	22.859	17.700	96.281	92.690								
3	16:30:55.736	59.692	19.250	22.780	17.662	96.976	92.562								
4	16:31:55.478	59.742	19.229	22.752	17.761	97.117	93.335								
5	16:32:55.171	59.693	19.186	22.739	17.768	97.399	92.690								
6	16:33:55.184	1:00.013	19.354	22.874	17.785	97.540	87.380								
(1) John PATERSON															
1	16:28:56.080	1:04.080	22.749	23.277	18.054	94.518	91.055								
2	16:29:56.254	1:00.174	19.567	22.766	17.841	98.111	92.435								
3	16:30:56.121	59.867	19.282	22.609	17.976	97.540	92.181								
4	16:31:56.323	1:00.202	19.287	22.984	17.931	95.459	90.686								
5	16:32:56.387	1:00.064	19.428	22.783	17.853	96.005	90.809								
6	16:33:56.530	1:00.143	19.357	22.840	17.946	95.323	88.767								
(52) Stewart BLACK															
1	16:28:57.316	1:04.822	23.425	23.429	17.968	97.824	92.181								
2	16:29:57.988	1:00.672	19.562	23.045	18.065	95.459	90.932								
3	16:30:58.162	1:00.174	19.301	22.866	18.007	95.323	90.809								
4	16:31:58.271	1:00.109	19.326	22.928	17.855	95.868	91.552								
5	16:32:58.805	1:00.534	19.404	23.191	17.939	95.459	90.932								
6	16:33:59.577	1:00.772	19.532	23.231	18.009	95.053	89.716								
(38) Pino PALAZZO															
1	16:28:56.930	1:04.500	23.071	23.298	18.131	95.188	90.809								
2	16:29:58.196	1:01.266	19.442	23.561	18.263	91.928	91.427								
3	16:30:58.573	1:00.377	19.523	22.992	17.862	95.323	90.686								
4	16:31:58.907	1:00.334	19.494	23.000	17.840	95.323	90.809								
5	16:32:59.774	1:00.867	19.617	23.185	18.065	94.518	90.809								
6	16:34:00.911	1:01.137	19.605	23.412	18.120	94.252	89.477								
(17) Billy WAIT															
1	16:28:57.192	1:04.364	23.290	22.854	18.220	97.967	90.442								
2	16:29:58.474	1:01.282	19.514	23.791	17.977	93.335	90.442								
3	16:30:58.762	1:00.288	19.425	22.914	17.949	98.543	90.198								
4	16:31:59.177	1:00.415	19.622	22.897	17.896	97.399	90.320								
5	16:33:00.469	1:01.292	19.572	23.221	18.499	96.697	88.183								
6	16:34:01.383	1:00.914	19.420	23.045	18.449	96.558	89.358								
(71) Ryan McLEISH															
1	16:28:58.475	1:05.424	23.505	23.690	18.229	93.988	88.299								
2	16:29:59.212	1:00.737	19.457	22.964	18.316	94.252	89.358								
3	16:30:59.740	1:00.528	19.531	22.872	18.125	95.323	87.952								
4	16:32:00.783	1:01.043	19.489	22.836	18.718	94.785	88.183								
5	16:33:01.899	1:01.116	19.799	22.888	18.429	94.385	87.494								
6	16:34:03.077	1:01.178	19.664	23.047	18.467	93.465	86.368								
(88) Jeff PRITCHARD															
1	16:28:59.785	1:06.020	23.853	23.668	18.499	97.257	90.809								
2	16:30:01.270	1:01.485	19.792	23.596	18.097	95.323	90.932								
3	16:31:02.648	1:01.378	19.804	23.434	18.140	94.651	89.957								
4	16:32:03.752	1:01.104	19.587	23.452	18.065	94.919	90.077								
5	16:33:05.072	1:01.320	19.663	23.592	18.065	94.919	90.077								
6	16:34:07.599	1:02.527	19.900	24.424	18.203	94.651	89.120								
(33) Kieran BEATY															
1	16:28:59.892	1:06.070	23.243	24.050	18.777	95.053	89.358								
2	16:30:02.661	1:02.769	20.196	23.960	18.613	94.785	89.716								
3	16:31:07.852	1:05.191			18.608	93.465	89.477								
4	16:32:15.027	1:07.175			18.671	92.947	89.596								
5	16:33:18.787	1:03.760	20.379	24.719	18.662	93.335	89.477								
6	16:34:22.639	1:03.852	20.402	24.672	18.778	92.690	88.649								
(4) Colin McNEILL															
1	16:29:07.086	1:12.931	24.030	28.618	20.283	82.139	80.853								
2	16:30:14.151	1:07.065	21.490	25.901	19.674	83.989	82.341								
3	16:31:21.231	1:07.080	21.372	25.392	20.316	85.487	81.146								
4	16:32:28.323	1:07.092	21.402	25.904	19.786	83.571	80.465								
5	16:33:36.185	1:07.862	21.972	25.861	20.029	81.839	80.081								
6	16:34:44.029	1:07.844	21.837	25.897	20.110	81.739	78.857								

Clerk of the Course.

Sig : Time :

Chief Timekeeper : Ian Sharp (SMART Timing)

Results available at www.mylaps.com and www.smart-timing.co.uk

Printed: 22/08/2016 17:35:10

Orbits





SMRC August Race Meeting

Lapchart

Scottish Legends Championship

Knockhill 1.267 miles

Race 12 - Final - Re-Start

21/08/2016 16:00

Race (6 Laps) started at 16:27:51

Competitors	Laps						
	0	1	2	3	4	5	6
John PATERSON (1)	1	1	6	6	6	6	6
David HUNTER (6)	2	6	6	1	1	1	1
Pino PALAZZO (38)	3	38	38	52	52	52	52
Stewart BLACK (52)	4	52	17	38	38	38	38
Billy WAIT (17)	5	17	52	17	17	17	17
Ryan McLEISH (71)	6	71	71	71	71	71	71
Jeff PRITCHARD (88)	7	88	88	88	88	88	88
Kieran BEATY (33)	8	33	33	33	33	33	33
Colin McNEILL (4)	9	4	4	4	4	4	4
-	10						
-	11						
-	12						
-	13						

Margin of Victory	Avg. Speed	Best Lap Tm	Best Speed	Best Lap by
1.346	75.233	59.692	76.406	6 - David HUNTER

Clerk of the Course.

Orbits

Sig : Time :
Chief Timekeeper : Ian Sharp (SMART Timing)

Results available at www.mylaps.com and www.smart-timing.co.uk

Printed: 22/08/2016 17:35:25



Scottish Legends Championship

2016

Pos	No.	Name	Total	Diff	Gap	#1 #2 #3 #4 #5 #6 #7 #8 #9 #10#11#12#13#14#15#16#17#18#19#20#21																						
						Ra	Ra	Ra	Ra	Ra	Ra	Ra	Ra	He	He	Fi	He	He	Fi	Ra	Ra	Ra	Ra	Ra	Ra			
1	1	John PATERSON	3550	0	0	185	200	200	DNF		NS	200	200	200	200	185	200	200	200	200	200	200	200	200	200	185	200	185
2	71	Ryan McLEISH	3025	525	525	130	130	130	170	140	170	185	160	150	170	160	185	NS	170	185	110	150	140	110	140	140	140	
3	46	Ross McCULLOCH	2725	825	300	100	110	100	150	170	150	140	150	DNF	185	170	170	185	185	DNF	170	160	130	170	120	NS	NS	
4	37	Ivor GREENWOOD	2290	1260	435	160	150	160	x	x	x	160	170	185	DNF	200	160	170	DNF	NS	160	170	185	160	90	NS	NS	
5	52	Stewart BLACK	2170	1380	120	110	160	150	185	185	185	170	185	170	x	x	x	x	x	x	100	100	NS	130	170	170	170	
6	6	David HUNTER	1755	1795	415	200	185	185	200	200	200	x	x	x	x	x	x	x	x	x	x	x	x	x	200	185	200	
7	17	Billy WAIT	1640	1910	115	170	DNF	110	160	150	160	DNF	NS	NS	x	x	x	x	x	x	140	140	150	150	150	150	150	
8	7	Andrew DUNN	1605	1945	35	150	170	170	140	160	140	150	DNF	160	x	x	x	x	x	x	x	x	x	110	140	110	NS	
9	88	Jeff PRITCHARD	1480	2070	125	120	120	120	130	130	x	130	140	140	x	x	x	x	x	x	90	90	DNF	DNF	130	130	130	
10	38	Pino PALAZZO	1260	2290	220	140	140	140	x	x	x	x	x	x	x	x	x	x	x	x	130	130	160	100	160	160	160	
11	77	Allan CLARKE	835	2715	425	90	100	90	120	120	130	x	x	x	x	x	x	x	x	x	DNF	80	100	x	x	x	x	
12	4	Colin McNEILL	725	2825	110	x	x	x	x	x	x	120		130	x	x	x	x	x	x	x	70	60	80	80	70	110	
13	22	Ben MASON	540	3010	185	x	x	x	x	x	x	x	x	x	x	x	x	x	x	x	x	185	185	170	x	x	x	
14	85	Mark BEATY	420	3130	120	x	x	x	x	x	x	x	x	x	x	x	x	x	x	x	x	60	70	70	120	100	NS	
15	18	Gary LYNCH	310	3240	110	x	x	x	x	x	x	x	x	x	x	x	x	x	x	x	x	80	110	120	x	x	x	
16	33	Kieran BEATY	290	3260	20	x	x	x	x	x	x	x	x	x	x	x	x	x	x	x	x	x	x	x	90	80	120	
17	7	Dave NEWALL	270	3280	20	x	x	x	x	x	x	x	x	x	x	x	x	x	x	x	x	150	120	x	x	x	x	
18	68	Scott HYND	215	3335	55	x	x	x	x	x	x	x	x	x	x	x	x	x	x	x	x	120	DNF	90	x	x	x	
19	95	Niki MEREDITH	0	3550	215	x	x	x	x	x	x	x	x	x	0	0	0	0	0	0	0	x	x	x	x	x	x	
20	6	James HOLMAN	0	3550	0	x	x	x	x	x	x	x	x	x	0	0	0	0	0	0	0	x	x	x	x	x	x	
21	9	Paul O'BRIEN	0	3550	0	x	x	x	x	x	x	x	x	x	0	0	0	0	0	0	0	x	x	x	x	x	x	
22	29	Ian CONROY	0	3550	0	x	x	x	x	x	x	x	x	x	0	0	0	NS	0	DNF	x	x	x	x	x	x	x	
23	10	Jonathan TAYLOR	0	3550	0	x	x	x	x	x	x	x	x	x	0	0	0	0	0	0	DNF	x	x	x	x	x	x	
24	88	Des FOLEY	0	3550	0	x	x	x	x	x	x	x	x	x	0	NS	0	NS	0	DNF	x	x	x	x	x	x	x	
25	69	Gerard McCOSH	0	3550	0	x	x	x	x	x	x	x	x	x	0	0	0	0	0	0	0	x	x	x	x	x	x	
26	16	Gordon BROWN	0	3550	0	x	x	x	x	x	x	x	x	x	0	0	0	0	0	0	0	x	x	x	x	x	x	
27	7	Colm McNEILL	0	3550	0	x	x	x	x	x	x	x	x	x	0	0	0	0	0	0	0	x	x	x	x	x	x	

Event Legend

#1	03/04/2016	SMRC Spring Race Meeting	#12	11/06/2016	MEC Race Meeting
#2	03/04/2016	SMRC Spring Race Meeting	#13	11/06/2016	MEC Race Meeting
#3	03/04/2016	SMRC Spring Race Meeting	#14	11/06/2016	MEC Race Meeting
#4	01/05/2016	SMRC May Day Race Meeting	#15	11/06/2016	MEC Race Meeting
#5	01/05/2016	SMRC May Day Race Meeting	#16	17/07/2016	SMRC Summer Race Meeting
#6	01/05/2016	SMRC May Day Race Meeting	#17	17/07/2016	SMRC Summer Race Meeting
#7	29/05/2016	SMRC May Race Meeting	#18	17/07/2016	SMRC Summer Race Meeting
#8	29/05/2016	SMRC May Race Meeting	#19	21/08/2016	SMRC August Race Meeting
#9	29/05/2016	SMRC May Race Meeting	#20	21/08/2016	SMRC August Race Meeting
#10	11/06/2016	MEC Race Meeting	#21	21/08/2016	SMRC August Race Meeting
#11	11/06/2016	MEC Race Meeting			

Championship points are unofficial and given as an indication only.
Official Championship points will be published on the SMRC website.

Race Results



Bulletin No. _____

SMRC August Race Meeting

Sorted on Laps

Scottish Fiesta Championship

Knockhill 1.267 miles

Race 131- 2nd Race

21/08/2016 16:15

Race (12 Laps) started at 16:44:43

Pos	No.	Name	Make/Model	CC	Class Code	Laps	Total Tm	Diff	Best Tm	In Lap	Best Speed
1	1	Wayne MacCAULAY	Ford Fiesta ST	2000	ST	8	8:28.378		1:02.627	6	72.825
2	7	Kevin WHYTE	Ford Fiesta ST	2000	ST	8	8:28.671	0.293	1:02.800	2	72.625
3	55	Stephen WARD	Ford Fiesta ST	2000	ST	8	8:31.167	2.789	1:03.102	7	72.277
4	61	Peter CRUICKSHANK	Ford Fiesta ST	2000	ST	8	8:40.203	11.825	1:03.576	7	71.738
5	24	Steven GRAY	Ford Fiesta XR2	1600	XR	8	8:44.134	15.756	1:04.462	7	70.752
6	18	Barry FARQUHARSON	Ford Fiesta XR2	1600	XRN	8	8:47.927	19.549	1:04.701	5	70.491
7	50	Jim DEANS	Ford Fiesta XR2	1600	XR	8	8:48.545	20.167	1:04.564	4	70.641
8	22	Gavin BUTTERWORTH	Ford Fiesta XR2	1600	XR	8	8:48.547	20.169	1:04.423	2	70.795
9	57	Alec TOWNLEY	Ford Fiesta XR2	1600	XRN	8	9:04.576	36.198	1:06.592	6	68.489
10	47	Ian HART	Ford Fiesta ST	2000	ST	8	9:23.682	55.304	1:08.354	7	66.724
11	98	Gordon HASTON	Ford Fiesta XR2	1600	XRN	7	8:22.799	1 Lap	1:08.785	2	66.306
12	44	Robert KERR	Ford Fiesta XR2	1600	XRN	7	8:40.311	1 Lap	1:12.286	5	63.094
Not classified (from pos 13)											
	12	Liam ROBERTSON	Ford Fiesta ST	2000	ST	8	8:39.935	11.557	1:03.392	6	71.947
DNF	51	Chris MILFORD	Ford Fiesta ST	2000	ST	5	9:12.915	DNF	1:05.636	2	69.487

Announcements

RED FLAG after Leader completed 9 Laps - Result declared at 8 Laps.

Car No.12 - Not classified - Not running at time of Red Flag.

Margin of Victory	Avg. Speed	Best Lap Tm	Best Speed	Best Lap by
0.293	71.771	1:02.627	72.825	1 - Wayne MacCAULAY

Clerk of the Course.

Orbits

Sig : Time :

Chief Timekeeper : Ian Sharp (SMART Timing)

Results available at www.mylaps.com and www.smart-timing.co.uk

Printed: 22/08/2016 17:25:37





SMRC August Race Meeting

Lapchart

Scottish Fiesta Championship

Knockhill 1.267 miles

Race 131- 2nd Race

21/08/2016 16:15

Race (12 Laps) started at 16:44:43

Competitors	Laps								
	1	2	3	4	5	6	7	8	
Kevin WHYTE (7)	1	7	7	7	7	7	7	7	1
Wayne MacCAULAY (1)	2	1	1	1	1	1	1	1	7
Chris MILFORD (51)	3	51	55	55	55	55	55	55	55
Stephen WARD (55)	4	55	51	24	24	12	12	12	12
Steven GRAY (24)	5	24	24	12	12	61	61	61	61
Barry FARQUHARSON (18)	6	18	12	61	61	24	24	24	24
Liam ROBERTSON (12)	7	12	61	18	18	18	18	18	18
Jim DEANS (50)	8	50	18	50	50	50	50	50	50
Peter CRUICKSHANK (61)	9	61	50	22	22	22	22	22	22
Gavin BUTTERWORTH (22)	10	22	22	57	57	57	57	57	57
Alec TOWNLEY (57)	11	57	57	98	98	47	47	47	47
Gordon HASTON (98)	12	98	98	47	47	98	98	98	98
Ian HART (47)	13	47	47	44	44	44	44	44	44
Robert KERR (44)	14	44	44	51	51	51	51	51	51

Margin of Victory	Avg. Speed	Best Lap Tm	Best Speed	Best Lap by
0.293	71.771	1:02.627	72.825	1 - Wayne MacCAULAY

Clerk of the Course.

Orbits

Sig : Time :
Chief Timekeeper : Ian Sharp (SMART Timing)

Results available at www.mylaps.com and www.smart-timing.co.uk

Printed: 22/08/2016 17:26:04





OFFICIAL FEEDER SERIES

BEATSON'S
BUILDING SUPPLIES

Race Results

Bulletin No. _____



SMRC August Race Meeting

Sorted on Laps

Scottish Formula Ford 1600 Championship

Knockhill 1.267 miles

Race 14 - 2nd Race

21/08/2016 16:40

Race (12 Laps) started at 17:03:48

Pos	No.	Name	Make/Model	CC	Class Code	Laps	Total Tm	Diff	Best Tm	In Lap	Best Speed
1	25	Neil MacLENNAN	Ray GR14	1600	FFA	12	11:11.036		55.154	7	82.693
2	50	Jamie THORBURN	Ray GR15	1600	FFAN	12	11:14.712	3.676	55.529	8	82.134
3	8	Sebastian MELROSE	Ray GR14	1600	FFA	12	11:24.984	13.948	56.146	3	81.232
4	71	Matthew COWLEY	Van Dieman JL13	1600	FFAN	12	11:25.463	14.427	56.237	4	81.100
5	92	Matthew CHISHOLM	Van Diemen RF92	1600	FFB	12	11:25.564	14.528	56.222	11	81.122
6	70	David THORBURN	Ray GR15	1600	FFA	12	11:32.640	21.604	56.813	7	80.278
7	3	Neil BROOME	Swift SC93C	1600	FFB	12	11:35.706	24.670	56.752	8	80.364
8	30	Steven BARLOW	Ray GR10	1600	FFA	12	11:39.756	28.720	56.786	8	80.316
9	27	David HOURIE	Van Diemen RF90	1600	FFBN	12	11:39.828	28.792	56.914	8	80.136
10	29	Ross HOWE	Van Diemen RF99	1600	FFAN	12	11:42.033	30.997	57.206	7	79.727
11	77	Fraser GRAY	Ray GR14	1600	FFA	12	11:44.803	33.767	57.686	5	79.063
12	16	Ivor MAIRS	Mondiale	1600	FFB	12	11:45.739	34.703	57.710	7	79.030

Margin of Victory	Avg. Speed	Best Lap Tm	Best Speed	Best Lap by
3.676	81.561	55.154	82.693	25 - Neil MacLENNAN

Clerk of the Course.

Orbits

Sig : Time :
Chief Timekeeper : Ian Sharp (SMART Timing)

Results available at www.mylaps.com and www.smart-timing.co.uk

Printed: 22/08/2016 17:30:38





OFFICIAL FEEDER SERIES

BEATSON'S
BUILDING SUPPLIES

Lap times

Bulletin No. _____



SMRC August Race Meeting

Scottish Formula Ford 1600 Championship

Knockhill 1.267 miles

Race 14 - 2nd Race

21/08/2016 16:40

Race (12 Laps) started at 17:03:48

Lap	Time of Day	Lap Tm	S1	S2	S3	S3Spd	SFSpd	Lap	Time of Day	Lap Tm	S1	S2	S3	S3Spd	SFSpd
7	17:10:43.490	57.890	18.853	21.776	17.261	101.066	92.054								
8	17:11:41.336	57.846	18.595	21.899	17.352	101.218	92.181								
9	17:12:39.276	57.940	18.746	21.864	17.330	101.678	92.435								
10	17:13:37.531	58.255	18.858	22.055	17.342	101.218	92.308								
11	17:14:35.238	57.707	18.917	21.702	17.088	101.678	92.181								
12	17:15:33.435	58.197	18.951	21.937	17.309	101.987	92.562								

(16) Ivor MAIRS

1	17:04:55.383			22.284	18.162	98.688	86.368								
2	17:05:54.452	59.069	19.318	22.323	17.428	99.125	86.814								
3	17:06:53.057	58.605	18.727	22.200	17.678	97.682	85.054								
4	17:07:51.341	58.284	19.083	21.862	17.339	98.543	86.814								
5	17:08:49.779	58.438	18.681	22.403	17.354	97.540	86.146								
6	17:09:47.739	57.960	18.712	21.923	17.325	97.399	87.952								
7	17:10:45.449	57.710	18.540	21.915	17.255	97.117	88.068								
8	17:11:43.199	57.750	18.649	21.837	17.264	98.254	87.722								
9	17:12:41.005	57.806	18.528	21.991	17.287	97.824	86.702								
10	17:13:38.889	57.884	18.693	22.086	17.105	97.967	88.068								
11	17:14:36.644	57.755	18.669	21.970	17.116	98.398	87.380								
12	17:15:34.371	57.727	18.725	21.772	17.230	98.398	86.702								

Clerk of the Course.

Sig : Time :
Chief Timekeeper : Ian Sharp (SMART Timing)

Results available at www.mylaps.com and www.smart-timing.co.uk

Printed: 22/08/2016 17:30:49

Orbits





OFFICIAL FEEDER SERIES

BEATSON'S
BUILDING SUPPLIES

Race Results

Bulletin No. _____



SMRC August Race Meeting

Lapchart

Scottish Formula Ford 1600 Championship

Knockhill 1.267 miles

Race 14 - 2nd Race

21/08/2016 16:40

Race (12 Laps) started at 17:03:48

Competitors	Laps											
	1	2	3	4	5	6	7	8	9	10	11	12
Jamie THORBURN (50)	1	50	25	25	25	25	25	25	25	25	25	25
Neil MacLENNAN (25)	2	25	50	50	50	50	50	50	50	50	50	50
Sebastian MELROSE (8)	3	8	8	8	8	71	8	8	8	8	8	8
Matthew COWLEY (71)	4	71	71	71	71	8	71	71	71	71	71	71
Matthew CHISHOLM (92)	5	92	92	92	92	92	92	92	92	92	92	92
David THORBURN (70)	6	70	70	70	70	70	70	70	70	70	70	70
Neil BROOME (3)	7	3	3	3	3	3	3	3	3	3	3	3
Steven BARLOW (30)	8	30	30	30	30	30	30	30	27	30	30	30
Ross HOWE (29)	9	29	27	27	27	27	27	27	27	30	27	27
David HOURIE (27)	10	27	29	29	29	29	29	29	29	29	29	29
Fraser GRAY (77)	11	77	77	77	77	77	77	77	77	77	77	77
Ivor MAIRS (16)	12	16	16	16	16	16	16	16	16	16	16	16

Margin of Victory	Avg. Speed	Best Lap Tm	Best Speed	Best Lap by
3.676	81.561	55.154	82.693	25 - Neil MacLENNAN

Clerk of the Course.

Orbits

Sig : Time :
Chief Timekeeper : Ian Sharp (SMART Timing)

Results available at www.mylaps.com and www.smart-timing.co.uk

Printed: 22/08/2016 17:31:03



Scottish Formula Ford 1600 Championship

2016

Pos	No.	Name	Total	Diff	Gap	#1		#2		#3		#4		#5		#6		#7		#8		#9		#10	
						Ra	Total	Ra	Total	Ra	Total	Ra	Total	Ra	Total	Ra	Total	Ra	Total	Ra	Total	Ra	Total	Ra	Total
1	25	Neil MacLENNAN	253	0	0	20	20	26	26	25	25	26	26	26	26	26	26	26	26	26	26	26	26	26	26
2	50	Jamie THORBURN	182	71	71	16	16	20	20	10	10	16	16	20	20	20	20	20	20	20	20	20	20	20	20
3	71	Matthew COWLEY	136	117	46	14	14	12	12	14	14	14	14	14	14	14	14	12	12	14	14	14	14	14	14
4	8	Sebastian MELROSE	132	121	4	12	12	14	14	16	16	DNF	0	10	10	16	16	16	16	16	16	16	16	16	16
5	92	Matthew CHISHOLM	112	141	20	9	9	10	10	9	9	12	12	12	12	10	10	14	14	12	12	12	12	12	12
6	33	Jordan GRONKOWSKI	111	142	1	26	26	16	16	21	21	20	20	16	16	12	12	DNF	0	NS	0	x	x	x	x
7	70	David THORBURN	95	158	16	10	10	8	8	12	12	10	10	8	8	9	9	9	9	9	9	10	10	10	10
8	3	Neil BROOME	65	188	30	0	0	9	9	DNF	0	9	9	9	9	DQ	0	10	10	10	10	9	9	9	9
9	29	Ross HOWE	50	203	15	8	8	4	4	8	8	8	8	6	6	DQ	0	NS	0	3	3	7	7	6	6
10	77	Fraser GRAY	45	208	5	7	7	7	7	x	x	x	x	DNF	0	8	8	7	7	6	6	5	5	5	5
11	30	Steven BARLOW	44	209	1	6	6	5	5	x	x	x	x	5	5	NS	0	8	8	4	4	8	8	8	8
12	22	Fergus MCINTYRE	35	218	9	5	5	6	6	x	x	x	x	7	7	7	7	5	5	5	5	x	x	x	x
13	27	David HOURIE	24	229	11	x	x	x	x	x	x	x	x	x	x	x	x	4	4	7	7	6	6	7	7
14	16	Ivor MAIRS	22	231	2	x	x	x	x	x	x	x	x	x	x	x	x	6	6	8	8	4	4	4	4

Event Legend

#1	03/04/2016	SMRC Spring Race Meeting	#6	29/05/2016	SMRC May Race Meeting
#2	03/04/2016	SMRC Spring Race Meeting	#7	17/07/2016	SMRC Summer Race Meeting
#3	01/05/2016	SMRC May Day Race Meeting	#8	17/07/2016	SMRC Summer Race Meeting
#4	01/05/2016	SMRC May Day Race Meeting	#9	21/08/2016	SMRC August Race Meeting
#5	29/05/2016	SMRC May Race Meeting	#10	21/08/2016	SMRC August Race Meeting

Championship points are unofficial and given as an indication only.

Official Championship points will be published on the SMRC website.

SMRC August Race Meeting

Sorted on Laps

Celtic Speed Mini Cooper Cup

Knockhill 1.267 miles

Race 15 - 3rd Race

21/08/2016 17:00

Race (10 Laps) started at 17:23:53

Pos	No.	Name	Make/Model	CC	Class Code	Laps	Total Tm	Diff	Best Tm	In Lap	Best Speed
1	89	Shane STONEY	Mini Cooper	1600	SM	9	10:36.349		1:03.415	3	71.921
2	61	Malcolm McNAB	Mini Cooper	1600	SM	9	10:37.122	0.773	1:03.896	6	71.379
3	24	John DUNCAN	Mini Cooper	1600	SMN	9	10:37.632	1.283	1:03.704	2	71.594
4	91	Robbie DALGLEISH	Mini Cooper	1600	SMN	9	10:37.963	1.614	1:03.526	2	71.795
5	11	Morgan MURRAY	Mini Cooper	1600	SM	9	10:38.294	1.945	1:03.695	3	71.604
6	87	Paul BELL	Mini Cooper	1600	SM	9	10:38.679	2.330	1:03.558	3	71.759
7	8	Hannah CHAPMAN	Mini Cooper	1600	SM L	9	10:39.861	3.512	1:03.638	3	71.668
8	23	Ian MUNRO	Mini Cooper	1600	SM	9	10:40.312	3.963	1:03.852	6	71.428
9	29	Chris REID	Mini Cooper	1600	SM	9	10:40.564	4.215	1:03.829	2	71.454
10	33	Dylan O'DONNELL	Mini Cooper	1600	SMN	9	10:40.620	4.271	1:03.890	9	71.386
11	4	Dominic WHEATLEY	Mini Cooper	1600	SMN	9	10:41.630	5.281	1:03.913	6	71.360
12	67	Mark GERAGHTY	Mini Cooper	1600	SMN	9	10:42.034	5.685	1:03.553	7	71.764
13	51	Chris MILFORD	Mini Cooper	1600	SM	9	10:42.512	6.163	1:03.677	8	71.625
14	98	Brandon WALSH	Mini Cooper	1600	SMN	9	10:44.505	8.156	1:04.022	6	71.239
15	5	Des WHEATLEY	Mini Cooper	1600	SM	9	10:45.300	8.951	1:04.109	7	71.142
16	30	Callum DRYBURGH	Mini Cooper	1600	SM	9	10:45.473	9.124	1:04.521	8	70.688
17	47	Reis ROBERTSON	Mini Cooper	1600	SMN	9	10:46.777	10.428	1:04.030	9	71.230
18	99	Max COATES	Mini Cooper	1600	Guest	9	10:49.359	13.010	1:04.090	9	71.163
19	10	Neal ROBERTSON	Mini Cooper	1600	SMN	9	10:50.519	14.170	1:04.390	9	70.831
20	7	Jonny DREELAN	Mini Cooper	1600	SMN	9	10:55.217	18.868	1:04.885	6	70.291
21	96	Taelor SHAND	Mini Cooper	1600	SMN L	9	10:58.664	22.315	1:04.819	3	70.363
22	12	Allan PATERSON	Mini Cooper	1600	SMN	9	11:05.681	29.332	1:07.153	8	67.917
Not classified (from pos 23)											
	75	Michael COURTS	Mini Cooper	1600	SM	9	10:41.293	4.944	1:03.993	6	71.271
	6	Daniel DREELAN	Mini Cooper	1600	SM	8	9:44.949	1 Lap	1:05.125	2	70.032
	50	Andrew BELL	Mini Cooper	1600	SMN	8	9:50.970	1 Lap	1:05.328	6	69.814
	9	Martin McGEOUGH	Mini Cooper	1600	SMN	8	9:51.862	1 Lap	1:05.047	3	70.116
DNF	26	William BLAKE	Mini Cooper	1600	SM	2	2:28.624	DNF	1:11.546	2	63.747
DNF	34	Craig BLAKE	Mini Cooper	1600	Guest	1	1:16.787	DNF		0	-
DNS	20	Kyle REID	Mini Cooper	1600	SM			DNS		0	-
DNS	52	Simon HOLDERNESS	Mini Cooper	1600	SMN			DNS		0	-

Announcements

Race distance increased to 10 Laps - 1 Lap completed behind the Safety Car.

RED FLAG after Leader completed 10 Laps - Result declared at 9 Laps.

Car No's 6,9, 50 & 75 not classified - Not running at time of Red Flag.

Margin of Victory	Avg. Speed	Best Lap Tm	Best Speed	Best Lap by
0.773	64.505	1:03.415	71.921	89 - Shane STONEY

Clerk of the Course.

Orbits

Sig : Time :

Chief Timekeeper : Ian Sharp (SMART Timing)

 Results available at www.mylaps.com and www.smart-timing.co.uk

Printed: 22/08/2016 17:10:42



SMRC August Race Meeting

Lapchart

Celtic Speed Mini Cooper Cup

Knockhill 1.267 miles

Race 15 - 3rd Race

21/08/2016 17:00

Race (10 Laps) started at 17:23:53

Competitors	Laps									
	1	2	3	4	5	6	7	8	9	10
Shane STONEY (89)	1	89	89	89	89	89	89	61	89	89
Malcolm McNAB (61)	2	61	61	61	61	61	89	61	61	
John DUNCAN (24)	3	24	24	24	24	24	24	24	24	
Robbie DALGLEISH (91)	4	91	91	91	91	91	91	91	91	
Morgan MURRAY (11)	5	11	11	11	11	11	11	11	11	
Hannah CHAPMAN (8)	6	8	8	8	8	8	8	8	8	87
Chris REID (29)	7	29	29	87	87	87	87	87	87	8
Paul BELL (87)	8	87	87	29	29	29	29	29	29	23
Ian MUNRO (23)	9	23	75	75	75	75	75	75	75	29
Michael COURTS (75)	10	75	23	23	23	23	23	23	23	33
Dylan O'DONNELL (33)	11	33	33	33	33	33	33	33	33	75
Callum DRYBURGH (30)	12	30	30	30	4	4	4	67	4	4
Dominic WHEATLEY (4)	13	4	4	4	30	30	67	4	67	67
Mark GERAGHTY (67)	14	67	67	67	67	67	30	51	51	51
Daniel DREELAN (6)	15	6	6	51	51	51	51	30	30	98
Chris MILFORD (51)	16	51	51	98	98	98	98	98	98	5
Brandon WALSH (98)	17	98	98	5	5	5	5	5	5	30
Neal ROBERTSON (10)	18	10	5	6	6	6	6	47	47	47
Martin McGEOUGH (9)	19	9	9	9	47	47	47	6	6	99
Reis ROBERTSON (47)	20	47	47	47	9	9	10	99	99	10
Des WHEATLEY (5)	21	5	10	10	10	10	99	10	10	7
Craig BLAKE (34)	22	34	99	99	99	99	9	7	7	96
William BLAKE (26)	23	26	96	96	96	96	96	50	50	12
Max COATES (99)	24	99	7	7	7	7	7	96	96	
Taelor SHAND (96)	25	96	50	50	50	50	50	9	9	
Andrew BELL (50)	26	50	12	12	12	12	12	12	12	
Jonny DREELAN (7)	27	7	26							
Allan PATERSON (12)	28	12								
-	29									
-	30									

Margin of Victory	Avg. Speed	Best Lap Tm	Best Speed	Best Lap by
0.773	64.505	1:03.415	71.921	89 - Shane STONEY

Clerk of the Course.

Orbits

 Sig : Time :
 Chief Timekeeper : Ian Sharp (SMART Timing)

 Results available at www.mylaps.com and www.smart-timing.co.uk


Celtic Speed Mini Cooper Cup

2016

Pos	No.	Name	Total	Diff	Gap	#1 #2 #3 #4 #5 #6 #7 #8 #9 #10 #11 #12 #13 #14 #15 #16 #17																			
						Ra	Ra	Ra	Ra	Ra	Ra	Ra	Ra	Ra	Ra	Ra	Ra	Ra	Ra	Ra	Ra	Ra	Ra	Ra	
1	23	Ian MUNRO	260	0	0	20	25	8	9	10	0	20	0	3	33	17	25	25	12	20	25	8			
2	87	Paul BELL	243	17	17	14	16	14	0	5	9	16	20	16	44	26	16	0	3	14	20	10			
3	61	Malcolm McNAB	223	37	20	0	8	10	20	16	20	DNF	7	12	46	30	12	DNF	2	12	8	20			
4	11	Morgan MURRAY	213	47	10	9	DNF	5	10	20	14	25	25	DNF	35	19	DNF	DNF	7	16	16	12			
5	33	Dylan O'DONNELL	210	50	3	10	9	20	0	6	4	12	12	20	38	18	14	20	16	0	5	6			
6	8	Hannah CHAPMAN	199	61	11	25	DNF		16	14	8	10	8	25	36	DNF	20	0	5	9	14	9			
7	91	Robbie DALGLEISH	187	73	12	0	DQ	0	12	12	16	14	16	10	40	24	10	DNF	NS	7	12	14			
8	20	Kyle REID	175	85	12	x	x	x	25	25	25	x	x	x	55	20	x	x	x	25	DNF	NS			
9	4	Dominic WHEATLEY	173	87	2	8	20	12	8	9	DNF	5	6	8	50	DNF	8	10	10	10	4	5			
10	89	Shane STONEY	163	97	10	x	x	x	x	x	x	x	x	42	35	9	12	25	6	9	25				
11	24	John DUNCAN	147	113	16	4	3	3	2	DNF	NS	4	0	4	39	22	6	16	14	4	10	16			
12	98	Brandon WALSH	135	125	12	6	12	9	6	8	7	7	9	14	31	11	0	5	8	0	0	2			
13	26	William BLAKE	120	140	15	3	14	25	0	2	12	6	14	6	DQ	10	0	8	0	NS	0	DNF			
14	3	Jock BORTHWICK	110	150	10	12	10	16	DNF	7	10	9	0	5	37	DNF	0	3	1	x	x	x			
15	5	Des WHEATLEY	90	170	20	16	DNF	0	4	DNF	3	8	DNF	1	30	10	2	7	6	2	0	1			
16	67	Mark GERAGHTY	75	185	15	7	DNF	4	5	4	6	0	10	9	x	x	4	6	9	5	2	4			
17	30	Callum DRYBURGH	73	187	2	0	4	2	0	0	2	2	3	0	30	10	5	9	0	3	3	0			
18	29	Chris REID	71	189	2	x	x	x	14	1	DNF	x	x	x	DNF	14	x	x	x	8	7	7			
19	47	Reis ROBERTSON	71	189	0	DNF	5	6	1	3	5	DNF	4	7	30	10	0	0	NS	DNF	0	0			
20	6	Daniel DREELAN	70	190	1	5	7	7	3	0	0	3	0	0	30	13	0	2	0	0	0				
21	38	Scott FORBES	57	203	13	x	x	x	7	DQ	0	x	x	x	34	16	x	x	x	x	x	x			
22	7	Jonny DREELAN	53	207	4	0	6	0	0	0	0	DNF	0	0	30	10	3	4	0	DNF	0	0			
23	51	Chris MILFORD	52	208	1	2	DNF	1	0	0	1	DNF	0	NS	30	10	0	0	4	0	1	3			
24	75	Michael COURTS	48	212	4	x	x	x	x	x	x	x	x	x	x	x	7	14	20	1	6				
25	10	Neal ROBERTSON	48	212	0	x	x	x	0	0	0	0	2	0	30	15	1	DNF	0	DNF	0	0			
26	9	Martin McGEOUGH	44	216	4	x	x	x	0	0	0	DNF	0	0	32	12	0	0	0	0	0				
27	50	Andrew BELL	40	220	4	0	0	0	DNF	0	0	0	0	0	30	10	0	0	0	0	0				
28	52	Simon HOLDERNESS	40	220	0	x	x	x	x	x	x	0	0	0	30	10	0	0	0	DNF	NS	NS			
29	96	Taelor SHAND	34	226	6	1	2	0	0	0	0	0	1	0	30	DNF	0	0	0	DNF	0	0			
30	12	Allan PATERSON	10	250	24	0	1	0	0	0	0	1	5	2	x	x	0	1	0	0	NS	0			
31	99	Max COATES	0	260	10	x	x	x	x	x	x	x	x	x	x	x	x	x	x	0	x	x			
32	34	Craig BLAKE	0	260	0	x	x	x	x	x	x	x	x	x	x	x	x	x	x	0	x	x			

Event Legend

#1	03/04/2016	SMRC Spring Race Meeting	#10	18/06/2016	BARC Donington Park
#2	03/04/2016	SMRC Spring Race Meeting	#11	18/06/2016	BARC Donington Park
#3	03/04/2016	SMRC Spring Race Meeting	#12	17/07/2016	SMRC Summer Race Meeting
#4	01/05/2016	SMRC May Day Race Meeting	#13	17/07/2016	SMRC Summer Race Meeting
#5	01/05/2016	SMRC May Day Race Meeting	#14	17/07/2016	SMRC Summer Race Meeting
#6	01/05/2016	SMRC May Day Race Meeting	#15	21/08/2016	SMRC August Race Meeting

#7 **29/05/2016** SMRC May Race Meeting
#8 **29/05/2016** SMRC May Race Meeting
#9 **29/05/2016** SMRC May Race Meeting

#16 **21/08/2016** SMRC August Race Meeting
#17 **21/08/2016** SMRC August Race Meeting

Championship points are unofficial and given as an indication only.
Official Championship points will be published on the SMRC website.

Race Results



Bulletin No. _____

SMRC August Race Meeting

Sorted on Laps

Scottish Saloons & Sportscars Championship

Knockhill 1.267 miles

Race 16 - 2nd Race

21/08/2016 17:25

Race (12 Laps) started at 17:50:44

Pos	No.	Name	Make/Model	CC	Class	Laps	Total Tm	Diff	Best Tm	In Lap	Best Speed
1	29	Robert DRUMMOND	Ford Escort Cosworth	2000	A1	12	11:19.891		55.419	10	82.297
2	54	Andrew MORRISON	Seat Leon Eurocup	1994	A2	12	11:21.948	2.057	55.477	8	82.211
3	79	Paul BRYDON	BMW M3	3200T	A2	12	11:23.741	3.850	55.511	3	82.161
4	69	Thomson McINTYRE	Subaru Impreza	2000	B1	12	11:58.124	38.233	58.937	7	77.385
5	89	William ROBSON	Ford Focus RS	2500	B1	12	12:04.855	44.964	58.835	4	77.519
6	80	Iain SINCLAIR	Westfield	1998	B2	12	12:10.726	50.835	59.290	3	76.924

Not classified

DNF	64	Charlie FRASER	Westfield Megabusa	1396	B2	3	3:20.053	DNF	1:03.370	2	71.972
DNF	28	Scott TOLLAN	Escort Cosworth	2000	A1	2	2:14.414	DNF	1:04.079	2	71.175
DNS	59	Gary WAIT	Ford Sierra Cosworth	2000	A2			DNS		0	-

Margin of Victory	Avg. Speed	Best Lap Tm	Best Speed	Best Lap by
2.057	80.498	55.419	82.297	29 - Robert DRUMMOND

Clerk of the Course.

Orbits

Sig : Time :
Chief Timekeeper : Ian Sharp (SMART Timing)

Results available at www.mylaps.com and www.smart-timing.co.uk

Printed: 22/08/2016 17:39:40





SMRC August Race Meeting

Scottish Saloons & Sportscars Championship

Knockhill 1.267 miles

Race 16 - 2nd Race

21/08/2016 17:25

Race (12 Laps) started at 17:50:44

Lap	Time of Day	Lap Tm	S1	S2	S3	S3Spd	SFSpd	Lap	Time of Day	Lap Tm	S1	S2	S3	S3Spd	SFSpd
(29) Robert DRUMMOND								3	17:53:52.214	59.290	19.279	22.284	17.727	102.768	94.919
1	17:51:46.202			22.075	15.797	125.435	118.565	4	17:54:52.204	59.990	19.349	22.677	17.964	100.310	93.595
2	17:52:42.342	56.140	18.915	21.764	15.461	125.201	120.480	5	17:55:52.895	1:00.691	19.725	22.789	18.177	101.678	92.947
3	17:53:37.936	55.594	18.421	21.256	15.917	128.559	116.709	6	17:56:53.759	1:00.864	19.832	22.708	18.324	98.254	92.690
4	17:54:34.056	56.120	18.517	21.320	16.283	128.313	101.066	7	17:57:53.063	59.304	19.324	22.328	17.652	102.454	95.323
5	17:55:31.059	57.003	19.446	21.419	16.138	127.339	115.703	8	17:58:53.063	1:00.000	19.479	22.488	18.033	100.611	91.928
6	17:56:27.456	56.397	19.038	21.387	15.972	128.805	102.926	9	17:59:53.228	1:00.165	19.256	22.635	18.274	101.524	91.303
7	17:57:23.666	56.210	19.274	21.149	15.787	127.581	117.526	10	18:00:53.506	1:00.278	19.549	22.543	18.186	98.111	93.205
8	17:58:19.673	56.007	18.600	21.665	15.742	127.581	118.775	11	18:01:54.460	1:00.954	20.124	22.874	17.956	100.011	93.726
9	17:59:16.737	57.064	19.022	21.969	16.073	123.587	118.356	12	18:02:55.636	1:01.176	19.833	22.969	18.374	98.254	90.077
10	18:00:12.156	55.419	18.206	21.246	15.967	125.670	118.356	(64) Charlie FRASER							
11	18:01:08.224	56.068	18.769	21.429	15.870	123.133	118.565	1	17:51:53.291			25.693	17.777	97.967	94.919
12	18:02:04.801	56.577	19.169	21.729	15.679	126.142	118.147	2	17:52:56.661	1:03.370	21.198	24.897	17.275	102.454	100.310
(54) Andrew MORRISON								3	17:54:04.963	1:08.302	21.139	24.958	22.205	97.257	32.592
1	17:51:49.092			22.806	17.277	109.296	100.762	(28) Scott TOLLAN							
2	17:52:46.974	57.882	18.557	22.438	16.887	109.118	102.298	1	17:51:55.245			24.794	19.294	98.111	86.702
3	17:53:43.650	56.676	18.302	21.565	16.809	111.474	102.142	2	17:52:59.324	1:04.079	21.175	23.974	18.930	95.323	88.416
4	17:54:39.920	56.270	18.166	21.324	16.780	111.660	102.298	(79) Paul BRYDON							
5	17:55:36.099	56.179	18.172	21.267	16.740	111.660	101.832	1	17:51:47.865			22.528	16.762	110.739	100.611
6	17:56:31.590	55.491	17.932	20.999	16.560	112.597	102.611	2	17:52:44.251	56.386	17.926	21.738	16.722	109.653	100.611
7	17:57:27.088	55.498	17.789	21.016	16.693	112.408	101.524	3	17:53:39.762	55.511	17.853	20.804	16.854	109.832	98.979
8	17:58:22.565	55.477	17.770	20.843	16.864	112.786	100.762	4	17:54:35.480	55.718	18.036	20.893	16.789	109.118	99.566
9	17:59:18.976	56.411	17.921	21.041	17.449	113.549	102.298	5	17:55:32.368	56.888	18.420	21.823	16.645	109.474	99.125
10	18:00:14.805	55.829	18.177	20.963	16.689	112.033	101.678	6	17:56:29.459	57.091	18.331	21.833	16.927	108.588	100.011
11	18:01:10.472	55.667	17.899	21.043	16.725	112.408	102.454	7	17:57:25.172	55.713	17.954	21.318	16.441	109.474	99.272
12	18:02:06.858	56.386	17.803	21.900	16.683	112.033	102.454	8	17:58:21.401	56.229	17.921	21.722	16.586	108.588	99.566
(69) Thomson McINTYRE								9	17:59:18.677	57.276	18.021	21.957	17.298	104.204	95.868
1	17:51:48.021			22.636	17.460	112.786	100.611	10	18:00:15.948	57.271	18.924	21.314	17.033	103.561	97.117
2	17:52:47.166	59.145	19.249	23.002	16.894	107.201	102.454	11	18:01:12.441	56.493	18.394	21.215	16.884	105.515	97.117
3	17:53:46.157	58.991	18.858	22.929	17.204	106.859	101.987	12	18:02:08.651	56.210	18.240	21.028	16.942	106.015	88.649
4	17:54:45.973	59.816	19.370	23.045	17.401	107.030	100.310	(89) William ROBSON							
5	17:55:45.777	59.804	19.822	22.737	17.245	106.689	100.161	1	17:51:51.374			23.828	17.487	110.374	102.611
6	17:56:45.285	59.508	19.332	22.893	17.283	107.201	101.218	2	17:52:50.633	59.259	19.215	22.730	17.314	112.597	102.298
7	17:57:44.222	58.937	19.588	22.268	17.081	107.201	102.298	3	17:53:49.645	59.012	19.324	22.325	17.363	112.033	101.832
8	17:58:43.214	58.992	19.468	22.354	17.170	107.201	101.678	4	17:54:48.480	58.835	19.044	22.359	17.432	110.922	101.371
9	17:59:43.266	1:00.052	19.891	22.801	17.360	105.020	99.714	5	17:55:47.677	59.197	19.158	22.514	17.525	110.193	100.460
10	18:00:43.453	1:00.187	19.581	23.307	17.299	102.611	101.218	6	17:56:47.749	1:00.072	19.688	22.710	17.674	109.296	99.714
11	18:01:42.505	59.052	19.301	22.484	17.267	106.183	101.371	7	17:57:47.053	59.304	19.417	22.443	17.444	108.588	98.833
12	18:02:43.034	1:00.529	19.523	22.589	18.417	111.105	85.054	8	17:58:46.812	59.759	19.542	22.570	17.647	108.413	98.111
(80) Iain SINCLAIR								9	17:59:46.171	59.359	19.169	22.501	17.689	108.941	99.419
1	17:51:52.868			24.276	18.021	100.762	94.651	10	18:00:45.627	59.456	19.358	22.541	17.557	108.238	98.979
2	17:52:52.924	1:00.056	19.487	22.688	17.881	102.768	94.252	11	18:01:45.125	59.498	19.354	22.511	17.633	108.413	98.688
12	18:02:49.765	1:04.640	19.623	24.625	20.392	82.039	76.694	12	18:02:49.765	1:04.640	19.623	24.625	20.392	82.039	76.694

Clerk of the Course.

Sig : Time :

Chief Timekeeper : Ian Sharp (SMART Timing)

Results available at www.mylaps.com and www.smart-timing.co.uk

Printed: 22/08/2016 17:39:50

Orbits





SMRC August Race Meeting

Lapchart

Scottish Saloons & Sportscars Championship

Knockhill 1.267 miles

Race 16 - 2nd Race

21/08/2016 17:25

Race (12 Laps) started at 17:50:44

Competitors	Laps											
	1	2	3	4	5	6	7	8	9	10	11	12
Robert DRUMMOND (29)	1	29	29	29	29	29	29	29	29	29	29	29
Paul BRYDON (79)	2	79	79	79	79	79	79	79	79	79	54	54
Thomson McINTYRE (69)	3	69	54	54	54	54	54	54	54	54	79	79
Andrew MORRISON (54)	4	54	69	69	69	69	69	69	69	69	69	69
William ROBSON (89)	5	89	89	89	89	89	89	89	89	89	89	89
Iain SINCLAIR (80)	6	80	80	80	80	80	80	80	80	80	80	80
Charlie FRASER (64)	7	64	64	64								
Scott TOLLAN (28)	8	28	28									
-	9											

Margin of Victory	Avg. Speed	Best Lap Tm	Best Speed	Best Lap by
2.057	80.498	55.419	82.297	29 - Robert DRUMMOND

Clerk of the Course.

Orbits

Sig : Time :
Chief Timekeeper : Ian Sharp (SMART Timing)

Results available at www.mylaps.com and www.smart-timing.co.uk

Printed: 22/08/2016 17:40:04



Scottish Saloons & Sportscars Championship

2016

Pos	No.	Name	Total	Diff	Gap	#1		#2		#3		#4		#5		#6		#7		#8		#9		#10	
						Ra	Total	Ra	Total	Ra	Total	Ra	Total	Ra	Total	Ra	Total	Ra	Total	Ra	Total	Ra	Total	Ra	Total
1	89	William ROBSON	190	0	0	25	25	25	25	18	18	18	18	16	16	20	20	20	20	20	20	14	14	14	14
2	79	Paul BRYDON	185	5	5	20	20	20	20	20	20	25	25	20	20	16	16	25	25	25	25	DNF	0	14	14
3	28	Scott TOLLAN	139	51	46	20	20	25	25	14	14	14	14	18	18	18	18	DNF	0	16	16	14	14	DNF	0
4	69	Thomson McINTYRE	136	54	3	x	x	x	x	DNF	0	NS	0	25	25	25	25	25	25	25	25	18	18	18	18
5	1	Ian DONALDSON	111	79	25	25	25	DNF	0	18	18	18	18	x	x	x	x	25	25	25	25	x	x	x	x
6	16	Colin SIMPSON	109	81	2	25	25	DNF	0	25	25	14	14	25	25	20	20	x	x	x	x	x	x	x	x
7	63	Graham ROBERTSON	105	85	4	12	12	14	14	12	12	12	12	9	9	10	10	20	20	16	16	x	x	x	x
8	23	Brian MELDRUM	104	86	1	20	20	16	16	x	x	x	x	20	20	16	16	16	16	16	16	x	x	x	x
9	51	Roddie PATERSON	90	100	14	x	x	x	x	18	18	18	18	18	18	18	18	18	18	NS	0	x	x	x	x
10	8	Finlay CROCKER	75	115	15	x	x	x	x	14	14	20	20	16	16	25	25	x	x	x	x	x	x	x	x
11	6	Phil DRYBURGH	67	123	8	14	14	25	25	x	x	x	x	14	14	14	14	x	x	x	x	x	x	x	x
12	4	Mark DAWSON	64	126	3	16	16	16	16	16	16	16	16	x	x	x	x	x	x	x	x	x	x	x	x
13	29	Robert DRUMMOND	56	134	8	x	x	x	x	x	x	x	DNF	0	NS	0	DNF	0	20	20	18	18	18	18	18
14	64	Charlie FRASER	54	136	2	18	18	18	18	DNF	0	NS	0	x	x	x	x	x	x	x	x	18	18	DNF	0
15	68	John KENNEDY	50	140	4	16	16	20	20	x	x	x	x	14	14	NS	0	x	x	x	x	x	x	x	x
16	13	Keith COWIE	46	144	4	10	10	12	12	x	x	x	x	12	12	12	12	x	x	x	x	x	x	x	x
17	54	Andrew MORRISON	43	147	3	x	x	x	x	x	x	x	x	x	x	x	x	x	x	x	x	25	25	18	18
18	59	Gary WAIT	36	154	7	x	x	x	x	DNF	0	DNF	0	DNF	0	NS	0	16	16	20	20	DNF	0	NS	0
19	80	Iain SINCLAIR	36	154	0	x	x	x	x	x	x	x	x	x	x	x	18	18	DNF	0	DNF	0	18	18	18
20	41	Andrew CHRISTIE	36	154	0	x	x	x	x	x	x	x	x	18	18	18	18	x	x	x	x	x	x	x	x
21	44	Alistair McMILLAN	10	180	26	x	x	x	x	DNF	0	DNF	0	10	10	NS	0	x	x	x	x	x	x	x	x
22	56	Adam KINDNESS	0	190	10	DNF	0	DNF	0	x	x	x	x	x	x	x	x	x	x	x	x	x	x	x	x
23	47	Graham DAVIDSON	0	190	0	DNF	0	NS	0	x	x	x	x	x	x	x	x	x	x	x	x	x	x	x	x

Event Legend

#1	03/04/2016	SMRC Spring Race Meeting	#6	29/05/2016	SMRC May Race Meeting
#2	03/04/2016	SMRC Spring Race Meeting	#7	17/07/2016	SMRC Summer Race Meeting
#3	01/05/2016	SMRC May Day Race Meeting	#8	17/07/2016	SMRC Summer Race Meeting
#4	01/05/2016	SMRC May Day Race Meeting	#9	21/08/2016	SMRC August Race Meeting
#5	29/05/2016	SMRC May Race Meeting	#10	21/08/2016	SMRC August Race Meeting

Championship points are unofficial and given as an indication only.

Official Championship points will be published on the SMRC website.