

# Knockhill

21<sup>st</sup> May 2016

Anti-Clockwise



**S.M.A.R.T.**

**Scottish Motorsports Automatic Race Timing**

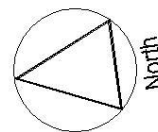
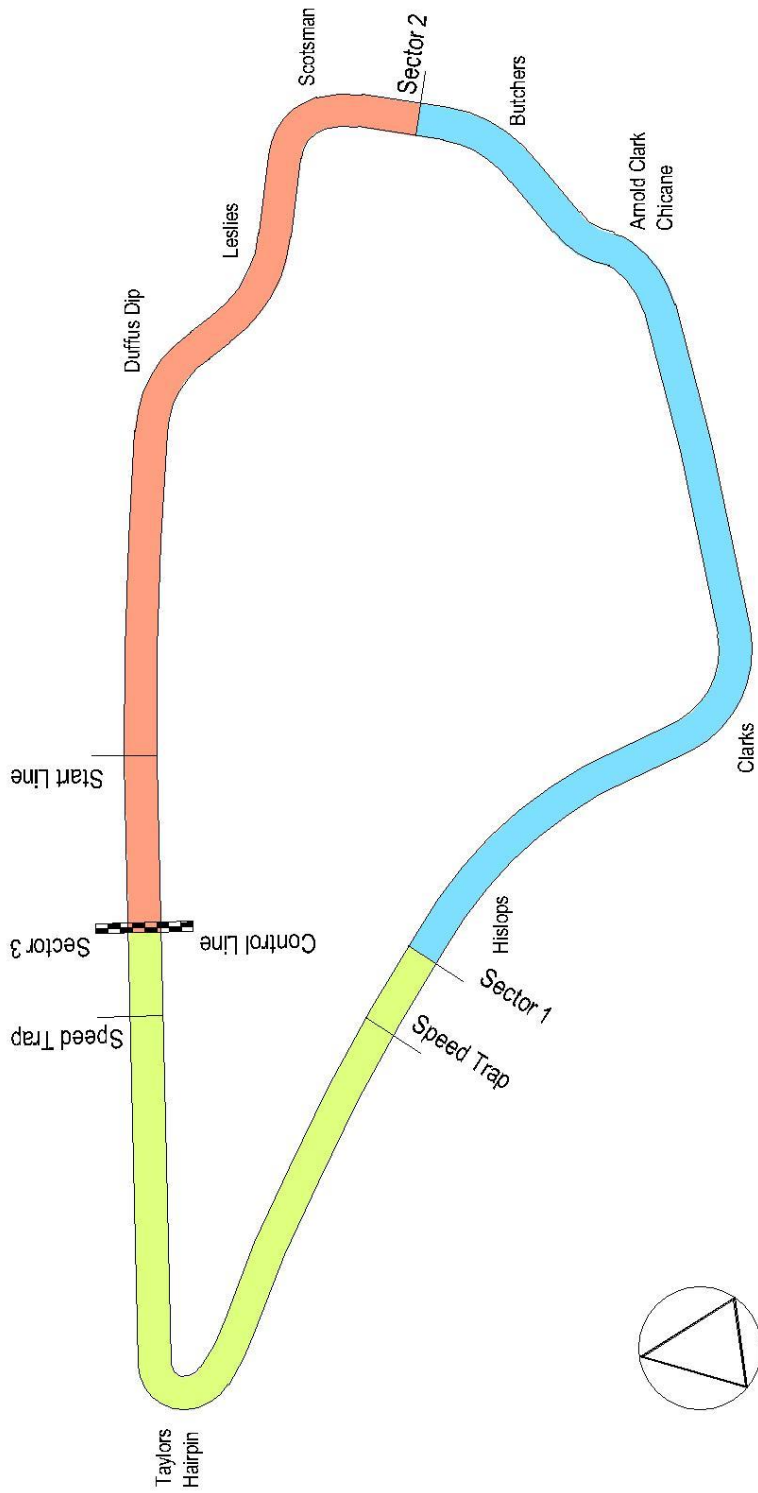

Ravenslea, Melrose Road, Galashiels, TD1 2AT

Telephone : 01896 – 752447

# Scottish Motorsports Automatic Race Timing

## Circuit layout

### Knockhill – Anti Clockwise



Length	
Sector 1	0.334 Mile
Sector 2	0.503 Mile
Sector 3	0.433 Mile

**Super Lap Scotland - Round 2 AC**

Sorted on best lap time

Super Lap Scotland

Knockhill 1.267 miles

Warm Up - Group 1

21/05/2016 09:15

Practice (15:00 Time) started at 9:14:22

Pos	No.	Name	Make/Model	Class Code	Laps	Best Tm	Diff	Best Speed	2nd Best
1	81	Ian PITMAN	Subaru Impreza	SLS-F	7	1:06.186		68.909	1:06.649
2	31	Mike DUNLEVY	Renault Clio RS	SLS-F	13	1:06.830	0.644	68.245	1:07.092
3	54	Steven McNAB	Renault Clio	SLS-F	11	1:07.680	1.494	67.388	1:07.856
4	22	Jordan IRVINE	Renault Clio 182	SLS-F	13	1:07.756	1.570	67.313	1:07.969
5	48	Robert JOBSON	Audi A3 3.2	SLS-F	8	1:08.416	2.230	66.663	1:08.546
6	21	Scott ROBSON	Lotus Elise	SLS-F	12	1:08.615	2.429	66.470	1:09.070
7	38	Chris HISLOP	Renault Clio 197	SLS-F	12	1:09.536	3.350	65.590	1:09.802
8	41	Neil METHVEN	Renault Clio 182	SLS-F	4	1:10.384	4.198	64.799	1:12.730
9	67	Marshall WISHART	Mazda RX8	SLS-F	12	1:11.708	5.522	63.603	1:12.751
10	93	Allister PHILLIPS	Honda Prelude Si VTEC	SLS-F	8	1:12.012	5.826	63.334	1:13.277
11	59	Simon McWILLIAM	Renault Clio 172 Cup	SLS-F	7	1:12.852	6.666	62.604	1:13.076
12	132	Suzanne BUIST	Mini Cooper S	SLS-F	11	1:15.132	8.946	60.704	1:16.055

**Announcements**

Car No.27 - No working transponder - Please fix before next run.

Clerk of the Course.

Sig : Time :

Chief Timekeeper : Ian Sharp (SMART Timing)

 Resulats available at [www.mylaps.com](http://www.mylaps.com) and [www.smart-timing.co.uk](http://www.smart-timing.co.uk)

Printed: 23/05/2016 18:01:39

Orbits



**Super Lap Scotland - Round 2 AC**

**Super Lap Scotland**

Knockhill 1.267 miles

**Warm Up - Group 1**

21/05/2016 09:15

**Practice (15:00 Time) started at 9:14:22**

Lap	Time of Day	Lap Tm	SFSpd	S1	S2	S3	S1Spd
<b>(81) Ian PITMAN</b>							
1	9:22:45.591	<b>1:28.917</b>	35.025			1:01.048	1.804
2	9:23:57.993	<b>1:12.402</b>	94.252			50.945	2.392
3	9:25:24.648	<b>1:26.655</b>	78.950			1:04.021	1.826
4	9:26:32.287	<b>1:07.639</b>	97.682			47.640	2.587
5	9:27:38.936	<b>1:06.649</b>	<b>102.768</b>			<b>47.039</b>	<b>2.629</b>
6	9:28:45.630	<b>1:06.694</b>	102.298			47.519	2.582
7	9:29:51.816	<b>1:06.186</b>	101.987			47.061	2.622

<b>(31) Mike DUNLEVY</b>							
1	9:15:54.889	<b>1:22.067</b>	38.813			55.834	2.181
2	9:17:10.430	<b>1:15.541</b>	97.682			54.380	2.233
3	9:18:19.240	<b>1:08.810</b>	100.611			49.103	2.518
4	9:19:27.986	<b>1:08.746</b>	101.066			48.723	2.507
5	9:20:36.057	<b>1:08.071</b>	102.611			48.386	
6	9:21:44.610	<b>1:08.553</b>	<b>103.561</b>			48.298	2.533
7	9:22:52.554	<b>1:07.944</b>	102.454			48.074	2.544
8	9:24:00.929	<b>1:08.375</b>	102.454			48.139	2.531
9	9:25:11.917	<b>1:10.988</b>	102.926			50.334	2.326
10	9:26:18.747	<b>1:06.830</b>	102.454			<b>47.479</b>	2.587
11	9:27:25.839	<b>1:07.092</b>	102.454			47.858	2.559
12	9:28:34.262	<b>1:08.423</b>	102.611			49.135	2.556
13	9:29:41.384	<b>1:07.122</b>	101.678			47.862	<b>2.602</b>

<b>(54) Steven McNAB</b>							
1	9:16:21.548	<b>1:32.942</b>	33.571			1:03.208	1.887
2	9:17:43.501	<b>1:21.953</b>	73.022			58.593	1.996
3	9:18:52.981	<b>1:09.480</b>	101.218			49.248	2.527
4	9:20:02.685	<b>1:09.704</b>	103.242			49.492	
5	9:21:12.436	<b>1:09.751</b>	104.204			49.716	
6	9:22:24.313	<b>1:11.877</b>	92.818			50.255	2.467
7	9:23:32.580	<b>1:08.267</b>	100.310			48.471	2.503
8	9:24:40.436	<b>1:07.856</b>	<b>105.349</b>			48.245	2.507
9	9:25:48.116	<b>1:07.680</b>	105.349			<b>48.074</b>	
10	9:28:52.250	<b>3:04.134</b>	105.349			2:44.235	<b>2.542</b>
11	9:30:07.444	<b>1:15.194</b>	42.500			51.935	2.324

<b>(22) Jordan IRVINE</b>							
1	9:15:58.671	<b>1:18.579</b>	38.679			50.842	2.372
2	9:17:11.610	<b>1:12.939</b>	96.005			51.026	2.418
3	9:18:21.888	<b>1:10.278</b>	99.125			48.815	2.532
4	9:19:30.880	<b>1:08.992</b>	99.863			48.683	2.558
5	9:20:39.134	<b>1:08.254</b>	99.566			48.608	2.538
6	9:21:47.497	<b>1:08.363</b>	100.611			48.567	2.560
7	9:22:55.706	<b>1:08.209</b>	101.218			48.059	2.575
8	9:24:03.462	<b>1:07.756</b>	101.832			<b>47.762</b>	<b>2.604</b>
9	9:25:13.950	<b>1:10.488</b>	<b>102.926</b>			50.610	2.357
10	9:26:22.120	<b>1:08.170</b>	102.142			48.221	2.582
11	9:27:30.109	<b>1:07.989</b>	101.066			48.287	2.602
12	9:28:38.078	<b>1:07.969</b>	100.161			48.222	2.564
13	9:29:46.393	<b>1:08.315</b>	101.524			48.620	2.583

<b>(48) Robert JOBSON</b>							
1	9:16:19.334	<b>1:32.967</b>	32.078			1:04.826	1.835
2	9:17:35.801	<b>1:16.467</b>	91.552			54.602	2.160
3	9:18:46.059	<b>1:10.258</b>	100.011			50.809	2.392
4	9:19:54.475	<b>1:08.416</b>	94.518			<b>48.293</b>	<b>2.555</b>
5	9:21:08.050	<b>1:13.575</b>	<b>100.611</b>			54.180	2.369
6	9:22:16.596	<b>1:08.546</b>	98.111			49.188	2.507
7	9:23:40.451	<b>1:23.855</b>	90.809			51.264	2.314
8	9:24:52.955	<b>1:12.504</b>	92.181			51.760	2.363

<b>(21) Scott ROBSON</b>							
1	9:16:23.251	<b>1:32.687</b>	35.469			1:02.994	1.889
2	9:17:45.200	<b>1:21.949</b>	77.313			59.157	1.988
3	9:19:01.610	<b>1:16.410</b>	92.181			54.818	2.164
4	9:20:12.244	<b>1:10.634</b>	<b>102.298</b>			50.506	2.410
5	9:21:22.581	<b>1:10.337</b>	100.914			50.639	2.383
6	9:22:34.369	<b>1:11.788</b>	95.731			51.667	2.407
7	9:23:43.784	<b>1:09.415</b>	99.125			49.799	2.472
8	9:24:54.631	<b>1:10.847</b>	100.161			51.007	2.415
9	9:26:06.250	<b>1:11.619</b>	84.946			50.322	2.426
10	9:27:16.709	<b>1:10.459</b>	100.762			49.509	2.480

Lap	Time of Day	Lap Tm	SFSpd	S1	S2	S3	S1Spd
11	9:28:25.324	<b>1:08.615</b>	101.371			<b>49.188</b>	<b>2.520</b>
12	9:29:34.394	<b>1:09.070</b>	101.066			49.567	2.510

<b>(38) Chris HISLOP</b>							
1	9:16:18.915	<b>1:34.517</b>	32.310			1:06.754	1.783
2	9:17:36.601	<b>1:17.686</b>	93.988			56.179	2.159
3	9:18:49.681	<b>1:13.080</b>	89.957			52.285	2.304
4	9:20:01.755	<b>1:12.074</b>	99.566			51.843	2.353
5	9:21:15.062	<b>1:13.307</b>	98.254			53.253	2.240
6	9:22:26.893	<b>1:11.831</b>	99.863			50.884	2.418
7	9:23:39.650	<b>1:12.757</b>	99.272			52.456	2.319
8	9:24:51.818	<b>1:12.168</b>	99.714			51.287	2.383
9	9:26:02.872	<b>1:11.054</b>	99.714			51.513	2.360
10	9:27:12.674	<b>1:09.802</b>	99.566			50.191	2.449
11	9:28:22.210	<b>1:09.536</b>	<b>100.011</b>			<b>50.049</b>	<b>2.474</b>
12	9:29:33.217	<b>1:11.007</b>	99.419			50.806	2.449

<b>(41) Neil METHVEN</b>							
1	9:15:56.515	<b>1:20.919</b>	35.525			55.503	2.196
2	9:17:10.959	<b>1:14.444</b>	72.549			51.592	2.369
3	9:18:23.689	<b>1:12.730</b>	96.281			<b>49.669</b>	2.459
4	9:19:34.073	<b>1:10.384</b>	<b>101.371</b>			49.817	<b>2.485</b>

<b>(67) Marshall WISHART</b>							
1	9:15:55.964	<b>1:26.912</b>	36.196			1:00.502	2.087
2	9:17:18.373	<b>1:22.409</b>	72.470			57.820	
3	9:18:35.188	<b>1:16.815</b>	91.802			54.658	
4	9:19:50.161	<b>1:14.973</b>	94.120			53.084	
5	9:21:09.805	<b>1:19.644</b>	96.005			58.195	
6	9:22:24.994	<b>1:15.189</b>	86.702			53.732	
7	9:23:38.977	<b>1:13.983</b>	91.928			52.788	
8	9:24:52.773	<b>1:13.796</b>	96.836			53.006	
9	9:26:09.718	<b>1:16.945</b>	70.863			53.418	
10	9:27:22.469	<b>1:12.751</b>	<b>96.976</b>			51.649	
11	9:28:34.177	<b>1:11.708</b>	96.005			<b>50.880</b>	
12	9:29:47.101	<b>1:12.924</b>	85.925			51.861	<b>2.398</b>

<b>(93) Allister PHILLIPS</b>							
1	9:16:25.686	<b>1:32.426</b>	33.172			1:03.530	1.785
2	9:17:51.324	<b>1:25.638</b>	65.599			57.438	2.083
3	9:19:08.297	<b>1:16.973</b>	69.758			52.742	2.276
4	9:20:20.309	<b>1:12.012</b>	<b>98.254</b>			<b>50.781</b>	<b>2.474</b>
5	9:21:33.586	<b>1:13.277</b>	90.932			51.671	2.415
6	9:22:49.799	<b>1:16.213</b>	90.198			55.437	2.173
7	9:24:10.704	<b>1:20.905</b>	79.700			55.703	2.067
8	9:25:30.840	<b>1:20.136</b>	94.785			59.339	2.203

<b>(59) Simon McWILLIAM</b>							
1	9:16:19.666	<b>1:42.158</b>	33.621			1:09.407	1.729
2	9:17:43.903	<b>1:24.237</b>	67.310			59.780	1.988
3	9:19:01.517	<b>1:17.614</b>	82.849			55.106	2.177
4	9:20:15.677	<b>1:14.160</b>	97.824			<b>52.643</b>	2.289
5	9:21:28.753	<b>1:13.076</b>	99.566			52.751	<b>2.332</b>
6	9:22:42.487	<b>1:13.734</b>	96.005			53.824	2.177
7	9:23:55.339	<b>1:12.852</b>	<b>100.310</b>			52.802	2.322

<b>(132) Suzanne BUIST</b>							
1	9:15:51.192	<b>1:24.736</b>	34.735			57.757	2.042
2	9:17:09.814	<b>1:18.622</b>	87.608			56.497	2.083
3	9:18:30.167	<b>1:20.353</b>	89.596			55.123	2.203
4	9:19:47.171	<b>1:17.004</b>	87.837			55.042	2.184
5	9:21:10.929	<b>1:23.758</b>	93.595			1:01.703	2.126
6	9:22:35.884	<b>1:24.955</b>	69.041			59.264	



# Super Lap Scotland - Round 2 AC

Sorted on best lap time

Super Lap Scotland Knockhill 1.267 miles

Warm Up - Group 2 21/05/2016 09:35

Practice (15:00 Time) started at 9:33:24

Pos	No.	Name	Make/Model	Class Code	Laps	Best Tm	Diff	Best Speed	2nd Best
1	12	James McELENY	Subaru Impreza	SLS-E	8	1:05.432		69.704	1:05.506
2	33	Paul MARTIN	Mitsubishi Evo 8 MR	SLS-D	13	1:06.103	0.671	68.996	1:06.751
3	64	Andrew CAMERON	Porsche 911 Carrera	SLS-E	8	1:06.885	1.453	68.189	1:12.338
4	15	Matt COLLINS	Porsche Cayman	SLS-E	10	1:07.599	2.167	67.469	1:08.720
5	83	Fraser JAMIESON	Renault Clio 172 Ph1	SLS-E	11	1:07.740	2.308	67.329	1:07.914
6	5	Paul TOMLINSON	Subaru Impreza	SLS-D	11	1:07.989	2.557	67.082	1:08.354
7	43	Stuart BUCHAN	Renault Clio 172 Cup	SLS-E	12	1:08.001	2.569	67.070	1:08.854
8	26	Kevin KENSETT	Peugeot 106	SLS-E	13	1:08.356	2.924	66.722	1:08.731
9	16	Martin KELMAN	Renault Clio 172 Cup	SLS-E	13	1:09.167	3.735	65.940	1:09.379
10	3	Fred WALTON	Subaru Prodrive Impreza	SLS-D	10	1:10.748	5.316	64.466	1:10.760
11	42	Alex MILNE	Audi TTRS Plus	SLS-D	12	1:12.180	6.748	63.187	1:13.652

Clerk of the Course. Orbits

Sig : Time :  
 Chief Timekeeper : Ian Sharp (SMART Timing)  
 Resulats available at [www.mylaps.com](http://www.mylaps.com) and [www.smart-timing.co.uk](http://www.smart-timing.co.uk)



# Super Lap Scotland - Round 2 AC

Super Lap Scotland

Knockhill 1.267 miles

Warm Up - Group 2

21/05/2016 09:35

Practice (15:00 Time) started at 9:33:24

Lap	Time of Day	Lap Tm	SFSpd	S1	S2	S3	S1Spd
<b>(12) James McELENY</b>							
1	9:35:20.678	<b>1:25.130</b>	25.653	32.329	24.706	75.657	
2	9:36:30.425	<b>1:09.747</b>	88.416	25.906	22.527	87.722	
3	9:37:35.857	<b>1:05.432</b>	108.764	25.014	<b>21.843</b>	<b>95.188</b>	
4	9:38:41.363	<b>1:05.506</b>	<b>110.193</b>	<b>24.651</b>	22.340	94.919	
5	9:39:49.709	<b>1:08.346</b>	109.474	26.769	22.146	89.716	
6	9:41:00.686	<b>1:10.977</b>	103.561	26.671	23.752	77.761	
7	9:42:13.602	<b>1:12.916</b>	85.925	28.383	23.079	71.543	
8	9:43:39.636	<b>1:26.034</b>	88.299	32.561	27.660	59.178	

Lap	Time of Day	Lap Tm	SFSpd	S1	S2	S3	S1Spd
<b>(33) Paul MARTIN</b>							
1	9:35:24.356	<b>1:25.375</b>	27.169	33.340	23.940	62.953	
2	9:36:33.455	<b>1:09.099</b>	105.349	27.245	22.392	76.870	
3	9:37:44.242	<b>1:10.787</b>	112.408	30.353	22.161	77.224	
4	9:38:55.095	<b>1:10.853</b>	108.238	28.842	23.563	75.402	
5	9:40:01.198	<b>1:06.103</b>	110.193	<b>25.863</b>	<b>21.904</b>	<b>93.988</b>	
6	9:41:25.068	<b>1:23.870</b>	94.785	40.286	24.259	89.002	
7	9:42:33.952	<b>1:08.884</b>	99.863	27.735	22.401	90.932	
8	9:43:42.903	<b>1:08.951</b>	109.474	27.398	22.977	84.732	
9	9:44:53.393	<b>1:10.490</b>	108.238	29.317	22.698	83.571	
10	9:46:02.238	<b>1:08.845</b>	106.183	26.624	22.764	88.068	
11	9:47:14.156	<b>1:11.918</b>	85.054	28.171	22.912	77.047	
12	9:48:20.907	<b>1:06.751</b>	<b>114.129</b>	26.507	22.178	88.649	
13	9:49:34.082	<b>1:13.175</b>	95.868	28.429	22.878	67.785	

Lap	Time of Day	Lap Tm	SFSpd	S1	S2	S3	S1Spd
<b>(64) Andrew CAMERON</b>							
1	9:34:56.767	<b>1:25.073</b>	39.244	31.987	26.730	64.964	
2	9:36:12.379	<b>1:15.612</b>	94.120	30.080	24.866	75.064	
3	9:37:25.147	<b>1:12.768</b>	103.242	28.341	24.286	84.200	
4	9:38:39.000	<b>1:13.853</b>	101.218	29.690	23.572	81.938	
5	9:39:54.174	<b>1:15.174</b>	98.979	28.301	24.493	67.854	
6	9:41:08.104	<b>1:13.930</b>	91.427	27.658	25.723	<b>85.815</b>	
7	9:42:20.442	<b>1:12.338</b>	79.606	28.224	23.415	80.950	
8	9:43:27.327	<b>1:06.885</b>	110.739	<b>26.145</b>	<b>21.981</b>	84.625	

Lap	Time of Day	Lap Tm	SFSpd	S1	S2	S3	S1Spd
<b>(15) Matt COLLINS</b>							
1	9:35:55.461	<b>1:45.468</b>	23.326	36.676	29.413	48.418	
2	9:37:11.818	<b>1:16.357</b>	60.025	29.209	24.434	84.095	
3	9:38:23.897	<b>1:12.079</b>	103.882	27.543	23.961	92.181	
4	9:39:37.758	<b>1:13.861</b>	109.653	28.160	23.613	72.706	
5	9:40:48.015	<b>1:10.257</b>	110.922	26.574	23.721	90.442	
6	9:41:58.833	<b>1:10.818</b>	111.660	26.522	24.586	95.459	
7	9:43:08.238	<b>3:49.405</b>	105.681	26.527	3:02.475	95.053	
8	9:44:18.000	<b>1:11.962</b>	49.746	26.810	23.199	94.385	
9	9:45:28.920	<b>1:08.720</b>	112.033	26.038	22.933	94.120	
10	9:46:38.519	<b>1:07.599</b>	<b>112.976</b>	<b>25.441</b>	<b>22.538</b>	<b>96.281</b>	

Lap	Time of Day	Lap Tm	SFSpd	S1	S2	S3	S1Spd
<b>(83) Fraser JAMIESON</b>							
1	9:35:40.861	<b>1:34.958</b>	32.357	36.693	28.146	48.664	
2	9:36:59.416	<b>1:18.555</b>	87.952	30.841	25.458	80.853	
3	9:38:10.503	<b>1:11.087</b>	101.066	27.010	23.530	<b>86.035</b>	
4	9:39:21.002	<b>1:10.499</b>	101.524	26.670	23.336	85.379	
5	9:40:30.395	<b>1:09.393</b>	101.524	26.495	22.918	85.596	
6	9:41:38.901	<b>1:08.506</b>	101.987	26.020	22.866	86.035	
7	9:42:46.641	<b>1:07.740</b>	102.454	25.639	22.803	86.035	
8	9:43:54.431	<b>3:15.790</b>	102.454	31.639	2:20.806	59.335	
9	9:45:03.058	<b>1:16.627</b>	42.990	29.073	22.775	66.181	
10	9:46:17.075	<b>1:08.017</b>	<b>104.043</b>	<b>25.488</b>	22.889	85.487	
11	9:47:30.989	<b>1:07.914</b>	102.298	25.520	<b>22.657</b>	85.706	

Lap	Time of Day	Lap Tm	SFSpd	S1	S2	S3	S1Spd
<b>(5) Paul TOMLINSON</b>							
1	9:34:50.716	<b>1:21.886</b>	35.525	30.408	24.871	68.547	
2	9:36:04.092	<b>1:13.376</b>	95.868	28.453	23.985	77.671	
3	9:37:15.476	<b>1:11.384</b>	99.272	27.484	23.228	83.885	
4	9:38:25.352	<b>1:09.876</b>	95.595	26.987	22.649	83.780	
5	9:39:34.358	<b>1:09.006</b>	101.371	26.186	<b>22.339</b>	86.814	
6	9:40:42.712	<b>1:08.354</b>	<b>108.413</b>	26.551	22.520	87.040	
7	9:41:51.073	<b>1:08.361</b>	104.366	26.292	22.658	89.716	
8	9:43:01.389	<b>1:10.316</b>	102.142	27.747	22.565	90.442	
9	9:44:09.378	<b>1:07.989</b>	104.692	<b>25.844</b>	22.355	<b>90.932</b>	
10	9:45:16.713	<b>4:07.335</b>	96.836	28.741	3:17.084	71.696	
11	9:46:30.746	<b>1:14.033</b>	50.155	27.019	22.508	71.315	

Lap	Time of Day	Lap Tm	SFSpd	S1	S2	S3	S1Spd
<b>(43) Stuart BUCHAN</b>							
1	9:35:33.253	<b>1:32.332</b>	28.008	34.253	26.786	61.062	
2	9:36:47.910	<b>1:14.657</b>	91.552	27.913	25.083	80.176	
3	9:37:56.964	<b>1:09.054</b>	102.142	25.874	23.566	86.927	
4	9:39:06.832	<b>1:09.868</b>	102.768	26.211	23.459	88.416	
5	9:40:15.686	<b>1:08.854</b>	101.678	25.915	22.987	87.722	
6	9:42:28.366	<b>2:12.680</b>	104.204	27.828	1:25.217	<b>89.596</b>	
7	9:43:40.521	<b>1:12.155</b>	45.558	26.115	23.711	84.732	
8	9:44:50.809	<b>1:10.288</b>	<b>104.856</b>	25.887	24.980	89.239	
9	9:46:00.951	<b>1:10.142</b>	103.402	26.809	23.523	89.596	
10	9:47:08.952	<b>1:08.001</b>	104.856	<b>25.575</b>	<b>22.906</b>	89.596	
11	9:48:28.629	<b>1:19.677</b>	95.595	30.525	27.074	66.907	
12	9:49:42.686	<b>1:14.057</b>	81.540	29.080	23.810	83.157	

Lap	Time of Day	Lap Tm	SFSpd	S1	S2	S3	S1Spd
<b>(26) Kevin KENSETT</b>							
1	9:34:59.581	<b>1:25.564</b>	33.961	32.283	26.052	71.773	
2	9:36:16.882	<b>1:17.301</b>	91.802	29.142	25.280	80.465	
3	9:37:29.954	<b>1:13.072</b>	100.460	27.697	24.000		
4	9:38:43.946	<b>1:13.992</b>	102.454	26.943	26.145		
5	9:40:00.347	<b>1:16.401</b>	95.188	28.176	26.354		
6	9:41:15.764	<b>1:15.417</b>	75.148	28.734	23.600	81.540	
7	9:42:26.623	<b>1:10.859</b>	102.768	26.545	23.355	84.518	
8	9:43:37.094	<b>1:10.471</b>	102.768	26.893	23.809		
9	9:44:48.000	<b>1:10.906</b>	101.678	27.571	23.291		
10	9:45:57.094	<b>1:09.094</b>	102.611	26.132	<b>22.998</b>		
11	9:47:05.450	<b>1:08.356</b>	103.242	<b>25.741</b>	23.038	85.596	
12	9:48:15.024	<b>1:09.574</b>	103.242	26.450	23.272	85.706	
13	9:49:23.755	<b>1:08.731</b>	<b>103.882</b>	25.762	23.213	<b>85.925</b>	

Lap	Time of Day	Lap Tm	SFSpd	S1	S2	S3	S1Spd
<b>(16) Martin KELMAN</b>							
1	9:35:19.838	<b>1:29.435</b>	22.031	34.954	25.698	54.559	
2	9:36:37.488	<b>1:17.650</b>	94.385	30.069	24.680	55.278	
3	9:37:48.928	<b>1:11.440</b>	101.218	27.754	23.672	85.925	
4	9:39:00.264	<b>1:11.336</b>	103.882	27.998	23.847		
5	9:40:12.316	<b>1:12.052</b>	97.257	27.687	23.662	84.946	
6	9:41:26.387	<b>1:14.071</b>	102.926	29.592	24.190	85.379	
7	9:42:36.461	<b>1:10.074</b>	100.762	26.716	23.148	86.368	
8	9:43:46.306	<b>1:09.845</b>	104.856	26.932	23.100	86.146	
9	9:44:56.153	<b>1:09.847</b>	104.692	26.657	23.148	83.675	
10	9:46:08.211	<b>1:12.058</b>	101.987	27.401	24.551	<b>88.884</b>	
11	9:47:17.378	<b>1:09.167</b>	102.454	26.237	22.922	86.035	
12	9:48:26.757	<b>1:09.379</b>	<b>105.349</b>	<b>25.999</b>	23.768	88.649	
13	9:49:36.365	<b>1:09.608</b>	103.242	26.101	<b>22.847</b>	75.233	

Lap	Time of Day	Lap Tm	SFSpd	S1	S2	S3	S1Spd
<b>(3) Fred WALTON</b>							
1	9:35:36.632	<b>1:34.068</b>	27.180				



# Super Lap Scotland - Round 2 AC

Sorted on best lap time

Super Lap Scotland Knockhill 1.267 miles

Warm Up - Group 3 21/05/2016 09:55

Practice (15:00 Time) started at 9:53:07

Pos	No.	Name	Make/Model	Class Code	Laps	Best Tm	Diff	Best Speed	2nd Best
1	100	Paul TOUGH	BMW M3	SLS-D	11	1:02.056		73.496	1:02.438
2	78	David RYBOWSKI	Subaru Impreza WRX	SLS-D	11	1:03.124	1.068	72.252	1:04.006
3	131	Keith COWIE	Seat Leon Supercopa	SLS-D	13	1:03.195	1.139	72.171	1:03.720
4	35	Stephen HENDERSON	Sylva Riot	SLS-D	13	1:04.708	2.652	70.483	1:05.428
5	44	Steven JEFFERIES	Mitsubishi Evo VI	SLS-D	11	1:06.740	4.684	68.337	1:07.207
6	103	Stuart ROBERTSON	Renault Clio	SLS-D	11	1:07.095	5.039	67.976	1:07.303
7	45	Euan BEGBIE	Volkswagon Golf	SLS-D	11	1:07.605	5.549	67.463	1:07.730
8	76	Robbie WYPER	Mitsubishi Evo 8	SLS-C	7	1:07.725	5.669	67.344	1:11.767
9	63	Martyn HENRY	Vauxhall Astra VXR	SLS-C	12	1:08.094	6.038	66.979	1:09.014
10	69	Adrian MILNE	Mitsubishi Evo VIII GSR	SLS-D	7	1:08.283	6.227	66.793	1:08.993
11	66	Marten BONNER	Fiat Abarth 500	SLS-D	12	1:08.512	6.456	66.570	1:09.090
12	89	Steven EYRE	Subaru Impreza STi	SLS-C	9	1:10.392	8.336	64.792	1:11.758
13	28	David GREENAN	Mitsubishi Evo	SLS-D	5	1:10.926	8.870	64.304	1:11.485

Clerk of the Course. Orbits

Sig : Time :  
 Chief Timekeeper : Ian Sharp (SMART Timing)  
 Resulats available at [www.mylaps.com](http://www.mylaps.com) and [www.smart-timing.co.uk](http://www.smart-timing.co.uk)  
 Printed: 23/05/2016 18:03:44



**Super Lap Scotland - Round 2 AC**

Super Lap Scotland

Knockhill 1.267 miles

Warm Up - Group 3

21/05/2016 09:55

Practice (15:00 Time) started at 9:53:07

Lap	Time of Day	Lap Tm	SFSpd	S1	S2	S3	S1Spd
<b>(100) Paul TOUGH</b>							
1	9:54:49.585	<b>1:24.619</b>	39.313		33.018	24.019	69.831
2	9:56:05.853	<b>1:16.268</b>	78.305		29.347	23.652	94.252
3	9:57:17.887	<b>1:12.034</b>	84.625		27.251	23.341	94.385
4	9:58:31.018	<b>1:13.131</b>	102.298		27.375	24.503	91.928
5	9:59:40.856	<b>1:09.838</b>	115.305		28.618	22.108	97.824
6	10:00:44.443	<b>1:03.587</b>	<b>117.321</b>		24.003	21.277	97.540
7	10:01:47.762	<b>1:03.319</b>	117.321		24.127	21.078	98.688
8	10:02:50.745	<b>1:02.983</b>	116.103		23.341	<b>20.775</b>	98.111
9	10:03:53.187	<b>1:02.442</b>	116.506		<b>23.279</b>	21.154	98.688
10	10:04:55.625	<b>1:02.438</b>	116.103		23.486	21.091	98.833
11	10:05:57.681	<b>1:02.056</b>	116.304		23.524	20.984	<b>98.979</b>

<b>(78) David RYBOWSKI</b>							
1	9:54:58.002	<b>1:28.582</b>	34.609		32.720	26.692	
2	9:56:08.539	<b>1:10.537</b>	92.181		27.809	22.704	
3	9:57:21.402	<b>1:12.863</b>	94.919		27.687	23.611	
4	9:58:39.242	<b>1:17.840</b>	101.524		31.512	23.642	
5	9:59:45.388	<b>1:06.146</b>	114.910		24.276	23.445	
6	10:01:00.510	<b>1:15.122</b>	77.491		30.018	23.163	
7	10:02:05.850	<b>1:05.340</b>	<b>115.107</b>		24.853	22.222	
8	10:03:24.749	<b>1:18.899</b>	89.477		29.778	25.763	
9	10:04:39.361	<b>1:14.612</b>	74.152		29.444	22.069	
10	10:05:43.367	<b>1:04.006</b>	114.910		24.309	21.280	
11	10:06:46.491	<b>1:03.124</b>	113.742		<b>23.772</b>	<b>21.208</b>	

<b>(131) Keith COWIE</b>							
1	9:54:58.799	<b>1:27.328</b>	35.829		33.305	25.288	65.856
2	9:56:15.873	<b>1:17.074</b>	87.608		31.852	24.327	97.682
3	9:57:22.852	<b>1:06.979</b>	114.323		26.508	22.154	99.419
4	9:59:02.705	<b>1:39.853</b>	108.238		46.797	27.669	59.440
5	10:00:08.031	<b>1:05.326</b>	114.323		25.717	21.357	99.419
6	10:01:12.845	<b>1:04.814</b>	115.903		25.205	21.340	99.419
7	10:02:18.099	<b>1:05.254</b>	115.903		25.727	21.094	99.566
8	10:03:22.543	<b>1:04.444</b>	116.304		25.109	21.625	100.460
9	10:04:26.263	<b>1:03.720</b>	116.709		24.976	21.117	100.310
10	10:05:54.422	<b>1:28.159</b>	114.714		36.879	25.558	51.781
11	10:06:57.617	<b>1:03.195</b>	115.903		<b>24.712</b>	<b>20.862</b>	100.011
12	10:08:03.111	<b>1:05.494</b>	<b>116.912</b>		24.966	22.594	<b>100.611</b>
13	10:09:07.003	<b>1:03.892</b>	115.107		25.199	21.296	100.611

<b>(35) Stephen HENDERSON</b>							
1	9:55:02.410	<b>1:27.386</b>	38.971		34.210	25.319	57.308
2	9:56:18.954	<b>1:16.544</b>	80.950		27.277	24.512	86.146
3	9:57:40.623	<b>1:21.669</b>	90.932		38.198	23.082	92.181
4	9:58:48.538	<b>1:07.915</b>	102.768		25.953	22.961	92.562
5	9:59:56.076	<b>1:07.538</b>	103.402		25.653	22.928	<b>93.205</b>
6	10:01:02.966	<b>1:06.890</b>	102.768		25.233	22.416	92.690
7	10:02:09.852	<b>1:06.886</b>	<b>105.515</b>		25.629	22.537	92.562
8	10:03:16.814	<b>1:06.962</b>	104.204		25.167	23.198	92.308
9	10:04:24.185	<b>1:07.371</b>	104.692		25.709	23.240	92.818
10	10:05:30.683	<b>1:06.498</b>	103.402		24.780	22.128	90.932
11	10:06:37.876	<b>1:07.193</b>	103.882		25.476	22.938	92.181
12	10:07:43.304	<b>1:05.428</b>	104.204		24.587	22.189	91.802
13	10:08:48.012	<b>1:04.708</b>	104.204		<b>24.377</b>	<b>21.944</b>	92.181

<b>(44) Steven JEFFERIES</b>							
1	9:54:45.168	<b>1:29.116</b>	38.590		34.386	26.973	56.016
2	9:56:01.157	<b>1:15.989</b>	73.262		29.716	23.889	73.102
3	9:57:13.480	<b>1:12.323</b>	86.146		28.464	23.246	82.139
4	9:58:24.088	<b>1:10.608</b>	98.543		27.176	23.444	86.146
5	9:59:32.932	<b>1:08.844</b>	95.323		26.314	22.624	90.077
6	10:00:40.139	<b>1:07.207</b>	99.125		26.047	<b>21.983</b>	92.947
7	10:01:46.879	<b>1:06.740</b>	103.402		25.567	22.128	89.957
8	10:02:55.221	<b>1:08.342</b>	<b>104.856</b>		25.710	22.047	88.649
9	10:04:15.593	<b>1:20.372</b>	103.721		37.890	23.784	85.162
10	10:07:34.936	<b>3:19.343</b>	104.856		<b>25.460</b>	2:35.070	<b>95.868</b>
11	10:08:43.975	<b>1:09.039</b>	42.581		25.539	22.229	90.809

<b>(103) Stuart ROBERTSON</b>							
1	9:55:40.764	<b>1:11.224</b>	54.737		27.523	22.688	86.702
2	9:56:48.763	<b>1:07.999</b>	106.859		25.883	22.810	86.814
3	9:57:56.238	<b>1:07.475</b>	107.372		25.606	22.641	89.477

Lap	Time of Day	Lap Tm	SFSpd	S1	S2	S3	S1Spd
4	9:59:05.227	<b>1:08.989</b>	<b>108.764</b>		26.315	23.782	91.179
5	10:00:12.530	<b>1:07.303</b>	105.681		25.761	22.430	91.427
6	10:01:20.556	<b>1:08.026</b>	103.084		26.132	22.474	85.706
7	10:02:31.481	<b>1:10.925</b>	92.562		26.595	22.800	79.417
8	10:03:38.576	<b>1:07.095</b>	98.398		25.501	<b>22.231</b>	89.716
9	10:04:47.641	<b>1:09.065</b>	103.084		26.448	<b>23.428</b>	<b>91.677</b>
10	10:08:06.853	<b>3:19.212</b>	108.238		27.067	2:33.113	84.732
11	10:09:15.950	<b>1:09.097</b>	45.312		<b>24.954</b>	22.699	91.677

<b>(45) Euan BEGBIE</b>							
1	9:54:48.091	<b>1:25.622</b>	38.413		33.718	25.093	
2	9:56:05.431	<b>1:17.340</b>	66.575		30.218	23.713	
3	9:57:17.519	<b>1:12.088</b>	89.957				
4	9:58:30.963	<b>1:13.444</b>	101.218		27.733	24.841	
5	9:59:41.692	<b>1:10.729</b>	103.882		28.014	22.533	
6	10:00:51.693	<b>1:10.001</b>	109.296		27.337	23.206	
7	10:01:59.298	<b>1:07.605</b>	108.413		<b>26.330</b>	<b>21.920</b>	
8	10:03:07.028	<b>1:07.730</b>	110.193				
9	10:06:47.230	<b>3:40.202</b>	111.105		34.121	2:43.283	
10	10:08:05.778	<b>1:18.548</b>	35.601		30.131	22.716	
11	10:09:14.589	<b>1:08.811</b>	108.764				

<b>(76) Robbie WYPER</b>							
1	9:54:47.114	<b>1:26.395</b>	41.120		34.844	24.973	62.717
2	9:56:04.245	<b>1:17.131</b>	69.041		30.753	23.200	81.244
3	9:57:17.398	<b>1:13.153</b>	99.566		29.000	23.844	87.040
4	9:58:29.697	<b>1:12.299</b>	86.702		28.608	24.010	91.928
5	9:59:44.744	<b>1:15.047</b>	108.941		29.525	26.163	87.266
6	10:00:56.511	<b>1:11.767</b>	89.002		27.390	25.049	84.839
7	10:02:04.236	<b>1:07.725</b>	<b>116.912</b>		<b>26.553</b>	<b>23.020</b>	<b>103.721</b>

<b>(63) Martyn HENRY</b>							
1	9:55:08.267	<b>1:23.915</b>	35.886		31.866	25.486	
2	9:56:23.340	<b>1:15.073</b>	92.690		29.156	24.148	84.412
3	9:57:35.600	<b>1:12.260</b>	106.520		28.394	23.165	88.068
4	9:58:45.216	<b>1:09.616</b>	110.739		27.020	22.688	
5	9:59:56.890	<b>1:11.674</b>	100.762		27.061	24.167	
6	10:01:10.357	<b>1:13.467</b>	98.688		27.598	25.006	86.927
7	10:02:59.724	<b>1:49.367</b>	108.941		27.964	1:01.400	
8	10:04:19.544	<b>1:19.820</b>	36.771		32.273	24.296	
9	10:05:28.864	<b>1:09.320</b>	110.922		26.890	<b>22.464</b>	<b>88.884</b>
10	10:06:38.513	<b>1:09.649</b>	<b>115.107</b>		<b>26.160</b>	24.127	
11	10:07:47.527	<b>1:09.014</b>	<b>107.544</b>		26.667	22.583	
12	10:08:55.621	<b>1:08.094</b>	113.549		26.213	22.545	

<b>(69) Adrian MILNE</b>							
1	9:54:46.273	<b>1:28.186</b>	44.768		33.810	26.345	60.240
2	9:56:02.577	<b>1:16.304</b>	73.422		30.022	23.625	77.851
3	9:57:16.379	<b>1:13.802</b>	93.726		28.542	24.410	86.479
4	9:59:18.077	<b>2:01.698</b>	100.914		28.366	1:13.673	83.467
5	10:00:30.360	<b>1:12.283</b>	44.560		27.466	<b>22.139</b>	87.494
6	10:01:39.353	<b>1:08.993</b>	<b>109.653</b>		27.722	22.235	<b>91.928</b>
7	10:02:47.						





# Super Lap Scotland - Round 2 AC

Super Lap Scotland Knockhill 1.267 miles

Warm Up - Group 3 21/05/2016 09:55

Practice (15:00 Time) started at 9:53:07

Lap	Time of Day	Lap Tm	SFSpd	S1	S2	S3	S1Spd
6	10:01:13.683	1:29.475	54.075		33.795	29.111	67.854
7	10:02:25.441	1:11.758	78.032		27.589	23.131	93.465
8	10:03:35.833	1:10.392	107.372		27.453	23.067	94.385
9	10:04:49.171	1:13.338	102.926		27.351	25.780	91.179

(28) David GREENAN

Lap	Time of Day	Lap Tm	SFSpd	S1	S2	S3	S1Spd
1	9:55:00.901	1:27.523	35.963		33.920	25.080	54.916
2	9:56:18.507	1:17.606	86.035		30.602	24.622	85.596
3	9:57:29.992	1:11.485	89.239		27.746	23.507	88.532
4	9:58:43.612	1:13.620	104.692		30.080	23.460	87.608
5	9:59:54.538	1:10.926	90.809		27.125	23.181	86.368

Clerk of the Course. Orbits

Sig : Time :  
 Chief Timekeeper : Ian Sharp (SMART Timing)  
 Resulats available at [www.mylaps.com](http://www.mylaps.com) and [www.smart-timing.co.uk](http://www.smart-timing.co.uk)



**Super Lap Scotland - Round 2 AC**
**Sorted on best lap time**

Super Lap Scotland

Knockhill 1.267 miles

Warm Up - Group 4

21/05/2016 10:15

Practice (15:00 Time) started at 10:12:23

Pos	No.	Name	Make/Model	Class Code	Laps	Best Tm	Diff	Best Speed	2nd Best
1	34	Blair McCONACHIE	Caterham Superlight R	SLS-C	13	1:01.713		73.904	1:01.758
2	79	Eric HOLMES	Mitsubishi Evo	SLS-P	12	1:02.011	0.298	73.549	1:02.987
3	55	Fiona KINDNESS	Subaru Impreza STi Type R	SLS-B	13	1:02.394	0.681	73.097	1:02.489
4	32	John STEVENSON	Subaru Impreza	SLS-A	6	1:02.696	0.983	72.745	1:07.819
5	46	George RIGBY	Subaru Impreza Spec-C	SLS-C	11	1:03.342	1.629	72.003	1:03.550
6	80	Andrew BARBOUR	Mitsubishi Evo IX GT	SLS-P	7	1:03.435	1.722	71.898	1:04.295
7	95	Wayne SUTHERLAND	Mitsubishi Evo 6	SLS-B	13	1:04.017	2.304	71.244	1:04.748
8	7	David LONG	Caterham R400	SLS-B	12	1:06.015	4.302	69.088	1:07.358
9	62	Paul RANKIN	Subaru Impreza RB320	SLS-P	10	1:06.217	4.504	68.877	1:06.286
10	29	Archie BAIN	Subaru Impreza Type RA	SLS-A	10	1:06.395	4.682	68.693	1:06.685
11	2	Steven DARLEY	Subaru Legacy GL	SLS-P	10	1:07.052	5.339	68.019	1:07.965
12	65	Sam ELASSAR	McLaren 650S	SLS-A	11	1:10.140	8.427	65.025	1:11.467

Clerk of the Course.

Orbits

Sig : Time :

Chief Timekeeper : Ian Sharp (SMART Timing)

 Resulats available at [www.mylaps.com](http://www.mylaps.com) and [www.smart-timing.co.uk](http://www.smart-timing.co.uk)

Printed: 23/05/2016 18:04:34







# Super Lap Scotland - Round 2 AC

Super Lap Scotland Knockhill 1.267 miles

Warm Up - Group 4 21/05/2016 10:15

Practice (15:00 Time) started at 10:12:23

Lap	Time of Day	Lap Tm	SFSpd	S1	S2	S3	S1Spd	Lap	Time of Day	Lap Tm	SFSpd	S1	S2	S3	S1Spd
8	10:24:34.784	1:12.736	109.653		28.737	24.503	81.343								
9	10:25:48.566	1:13.782	100.161		28.958	24.725	81.540								
10	10:27:01.064	1:12.498	104.692		28.941	23.757	85.815								
11	10:28:11.204	1:10.140	123.587		28.017	23.403	78.123								

Clerk of the Course. Orbits

Sig : Time :  
 Chief Timekeeper : Ian Sharp (SMART Timing)  
 Resulats available at [www.mylaps.com](http://www.mylaps.com) and [www.smart-timing.co.uk](http://www.smart-timing.co.uk)  
 Printed: 23/05/2016 19:45:09



## Super Lap Scotland - Round 2 AC

Super Lap Scotland

Knockhill 1.267 miles

Warm Up - Overall

Pos	No.	Name	Make/Model	Class Code	Overall BestTm
1	34	Blair McCONACHIE	Caterham Superlight R	SLS-C	1:01.713
2	79	Eric HOLMES	Mitsubishi Evo	SLS-P	1:02.011
3	100	Paul TOUGH	BMW M3	SLS-D	1:02.056
4	55	Fiona KINDNESS	Subaru Impreza STi Type R	SLS-B	1:02.394
5	32	John STEVENSON	Subaru Impreza	SLS-A	1:02.696
6	78	David RYBOWSKI	Subaru Impreza WRX	SLS-D	1:03.124
7	131	Keith COWIE	Seat Leon Supercopa	SLS-D	1:03.195
8	46	George RIGBY	Subaru Impreza Spec-C	SLS-C	1:03.342
9	80	Andrew BARBOUR	Mitsubishi Evo IX GT	SLS-P	1:03.435
10	95	Wayne SUTHERLAND	Mitsubishi Evo 6	SLS-B	1:04.017
11	35	Stephen HENDERSON	Sylva Riot	SLS-D	1:04.708
12	12	James McELENY	Subaru Impreza	SLS-E	1:05.432
13	7	David LONG	Caterham R400	SLS-B	1:06.015
14	33	Paul MARTIN	Mitsubishi Evo 8 MR	SLS-D	1:06.103
15	81	Ian PITMAN	Subaru Impreza	SLS-F	1:06.186
16	62	Paul RANKIN	Subaru Impreza RB320	SLS-P	1:06.217
17	29	Archie BAIN	Subaru Impreza Type RA	SLS-A	1:06.395
18	44	Steven JEFFERIES	Mitsubishi Evo VI	SLS-D	1:06.740
19	31	Mike DUNLEVY	Renault Clio RS	SLS-F	1:06.830
20	64	Andrew CAMERON	Porsche 911 Carrera	SLS-E	1:06.885
21	2	Steven DARLEY	Subaru Legacy GL	SLS-P	1:07.052
22	103	Stuart ROBERTSON	Renault Clio	SLS-D	1:07.095
23	15	Matt COLLINS	Porsche Cayman	SLS-E	1:07.599
24	45	Euan BEGBIE	Volkswagon Golf	SLS-D	1:07.605
25	54	Steven McNAB	Renault Clio	SLS-F	1:07.680
26	76	Robbie WYPER	Mitsubishi Evo 8	SLS-C	1:07.725
27	83	Fraser JAMIESON	Renault Clio 172 Ph1	SLS-E	1:07.740
28	22	Jordan IRVINE	Renault Clio 182	SLS-F	1:07.756
29	5	Paul TOMLINSON	Subaru Impreza	SLS-D	1:07.989
30	43	Stuart BUCHAN	Renault Clio 172 Cup	SLS-E	1:08.001
31	63	Martyn HENRY	Vauxhall Astra VXR	SLS-C	1:08.094
32	69	Adrian MILNE	Mitsubishi Evo VIII GSR	SLS-D	1:08.283
33	26	Kevin KENSETT	Peugeot 106	SLS-E	1:08.356
34	48	Robert JOBSON	Audi A3 3.2	SLS-F	1:08.416
35	66	Marten BONNER	Fiat Abarth 500	SLS-D	1:08.512
36	21	Scott ROBSON	Lotus Elise	SLS-F	1:08.615
37	16	Martin KELMAN	Renault Clio 172 Cup	SLS-E	1:09.167
38	38	Chris HISLOP	Renault Clio 197	SLS-F	1:09.536
39	65	Sam ELASSAR	McLaren 650S	SLS-A	1:10.140
40	41	Neil METHVEN	Renault Clio 182	SLS-F	1:10.384
41	89	Steven EYRE	Subaru Impreza STi	SLS-C	1:10.392
42	3	Fred WALTON	Subaru Prodrive Impreza	SLS-D	1:10.748
43	28	David GREENAN	Mitsubishi Evo	SLS-D	1:10.926
44	67	Marshall WISHART	Mazda RX8	SLS-F	1:11.708
45	93	Allister PHILLIPS	Honda Prelude Si VTEC	SLS-F	1:12.012

Clerk of the Course.

Sig : Time :  
 Chief Timekeeper : Ian Sharp (SMART Timing)  
 Resulats available at [www.mylaps.com](http://www.mylaps.com) and [www.smart-timing.co.uk](http://www.smart-timing.co.uk)

Printed: 23/05/2016 20:06:29

Orbits





# Super Lap Scotland - Round 2 AC

Super Lap Scotland Knockhill 1.267 miles

Warm Up - Overall

Pos	No.	Name	Make/Model	Class Code	Overall BestTm
46	42	Alex MILNE	Audi TTRS Plus	SLS-D	1:12.180
47	59	Simon McWILLIAM	Renault Clio 172 Cup	SLS-F	1:12.852
48	132	Suzanne BUIST	Mini Cooper S	SLS-F	1:15.132

Clerk of the Course. Orbits

Sig : Time :  
 Chief Timekeeper : Ian Sharp (SMART Timing)  
 Resulats available at [www.mylaps.com](http://www.mylaps.com) and [www.smart-timing.co.uk](http://www.smart-timing.co.uk)  
 Printed: 23/05/2016 20:06:29



## Super Lap Scotland - Round 2 AC

Super Lap Scotland

Knockhill 1.267 miles

Warm Up - Overall

Pos	No.	Name	Make/Model	Class Code	Overall BestTm
-----	-----	------	------------	------------	----------------

### Super Lap Scotland (A)

1	32	John STEVENSON	Subaru Impreza	SLS-A	1:02.696
2	29	Archie BAIN	Subaru Impreza Type RA	SLS-A	1:06.395
3	65	Sam ELASSAR	McLaren 650S	SLS-A	1:10.140

### Super Lap Scotland (B)

1	55	Fiona KINDNESS	Subaru Impreza STi Type R	SLS-B	1:02.394
2	95	Wayne SUTHERLAND	Mitsubishi Evo 6	SLS-B	1:04.017
3	7	David LONG	Caterham R400	SLS-B	1:06.015

### Super Lap Scotland (C)

1	34	Blair McCONACHIE	Caterham Superlight R	SLS-C	1:01.713
2	46	George RIGBY	Subaru Impreza Spec-C	SLS-C	1:03.342
3	76	Robbie WYPER	Mitsubishi Evo 8	SLS-C	1:07.725
4	63	Martyn HENRY	Vauxhall Astra VXR	SLS-C	1:08.094
5	89	Steven EYRE	Subaru Impreza STi	SLS-C	1:10.392

### Super Lap Scotland (D)

1	100	Paul TOUGH	BMW M3	SLS-D	1:02.056
2	78	David RYBOWSKI	Subaru Impreza WRX	SLS-D	1:03.124
3	131	Keith COWIE	Seat Leon Supercopa	SLS-D	1:03.195
4	35	Stephen HENDERSON	Sylva Riot	SLS-D	1:04.708
5	33	Paul MARTIN	Mitsubishi Evo 8 MR	SLS-D	1:06.103
6	44	Steven JEFFERIES	Mitsubishi Evo VI	SLS-D	1:06.740
7	103	Stuart ROBERTSON	Renault Clio	SLS-D	1:07.095
8	45	Euan BEGBIE	Volkswagon Golf	SLS-D	1:07.605
9	5	Paul TOMLINSON	Subaru Impreza	SLS-D	1:07.989
10	69	Adrian MILNE	Mitsubishi Evo VIII GSR	SLS-D	1:08.283
11	66	Marten BONNER	Fiat Abarth 500	SLS-D	1:08.512
12	3	Fred WALTON	Subaru Prodrive Impreza	SLS-D	1:10.748
13	28	David GREENAN	Mitsubishi Evo	SLS-D	1:10.926
14	42	Alex MILNE	Audi TTRS Plus	SLS-D	1:12.180

### Super Lap Scotland (E)

1	12	James McELENY	Subaru Impreza	SLS-E	1:05.432
2	64	Andrew CAMERON	Porsche 911 Carrera	SLS-E	1:06.885
3	15	Matt COLLINS	Porsche Cayman	SLS-E	1:07.599
4	83	Fraser JAMIESON	Renault Clio 172 Ph1	SLS-E	1:07.740
5	43	Stuart BUCHAN	Renault Clio 172 Cup	SLS-E	1:08.001
6	26	Kevin KENSETT	Peugeot 106	SLS-E	1:08.356
7	16	Martin KELMAN	Renault Clio 172 Cup	SLS-E	1:09.167

### Super Lap Scotland (F)

1	81	Ian PITMAN	Subaru Impreza	SLS-F	1:06.186
---	----	------------	----------------	-------	----------

Clerk of the Course.

Sig :                      Time :  
 Chief Timekeeper : Ian Sharp (SMART Timing)  
 Resulats available at [www.mylaps.com](http://www.mylaps.com) and [www.smart-timing.co.uk](http://www.smart-timing.co.uk)

Printed: 23/05/2016 20:08:45

Orbits



**Super Lap Scotland - Round 2 AC**

Super Lap Scotland Knockhill 1.267 miles

Warm Up - Overall 

Pos	No.	Name	Make/Model	Class Code	Overall BestTm
2	31	Mike DUNLEVY	Renault Clio RS	SLS-F	1:06.830
3	54	Steven McNAB	Renault Clio	SLS-F	1:07.680
4	22	Jordan IRVINE	Renault Clio 182	SLS-F	1:07.756
5	48	Robert JOBSON	Audi A3 3.2	SLS-F	1:08.416
6	21	Scott ROBSON	Lotus Elise	SLS-F	1:08.615
7	38	Chris HISLOP	Renault Clio 197	SLS-F	1:09.536
8	41	Neil METHVEN	Renault Clio 182	SLS-F	1:10.384
9	67	Marshall WISHART	Mazda RX8	SLS-F	1:11.708
10	93	Allister PHILLIPS	Honda Prelude Si VTEC	SLS-F	1:12.012
11	59	Simon McWILLIAM	Renault Clio 172 Cup	SLS-F	1:12.852
12	132	Suzanne BUIST	Mini Cooper S	SLS-F	1:15.132

**Super Lap Scotland (Pro)**

Pos	No.	Name	Make/Model	Class Code	Overall BestTm
1	79	Eric HOLMES	Mitsubishi Evo	SLS-P	1:02.011
2	80	Andrew BARBOUR	Mitsubishi Evo IX GT	SLS-P	1:03.435
3	62	Paul RANKIN	Subaru Impreza RB320	SLS-P	1:06.217
4	2	Steven DARLEY	Subaru Legacy GL	SLS-P	1:07.052

Clerk of the Course. Orbits

Sig : Time :  
 Chief Timekeeper : Ian Sharp (SMART Timing)  
 Resulats available at [www.mylaps.com](http://www.mylaps.com) and [www.smart-timing.co.uk](http://www.smart-timing.co.uk)





**Super Lap Scotland - Round 2 AC**
**Sorted on best lap time**

Super Lap Scotland

Knockhill 1.267 miles

Practice - Group 1

21/05/2016 10:50

Practice (15:00 Time) started at 10:46:32

Pos	No.	Name	Make/Model	Class Code	Laps	Best Tm	Diff	Best Speed	2nd Best
1	81	Ian PITMAN	Subaru Impreza	SLS-F	12	1:01.704		73.915	1:02.104
2	93	Allister PHILLIPS	Honda Prelude Si VTEC	SLS-F	13	1:02.774	1.070	72.655	1:03.203
3	21	Scott ROBSON	Lotus Elise	SLS-F	13	1:03.088	1.384	72.293	1:03.539
4	27	Paul WILSON	Renault Clio Cup	SLS-F	13	1:03.477	1.773	71.850	1:03.664
5	31	Mike DUNLEVY	Renault Clio RS	SLS-F	14	1:03.483	1.779	71.843	1:03.696
6	38	Chris HISLOP	Renault Clio 197	SLS-F	13	1:04.099	2.395	71.153	1:04.888
7	23	Andrew COWIE	Subaru Impreza	SLS-F	12	1:04.322	2.618	70.906	1:05.100
8	48	Robert JOBSON	Audi A3 3.2	SLS-F	10	1:04.746	3.042	70.442	1:05.066
9	54	Steven McNAB	Renault Clio	SLS-F	13	1:04.858	3.154	70.320	1:04.918
10	41	Neil METHVEN	Renault Clio 182	SLS-F	7	1:04.957	3.253	70.213	1:05.857
11	67	Marshall WISHART	Mazda RX8	SLS-F	13	1:05.596	3.892	69.529	1:06.595
12	50	Gavin EDGAR	Renault Clio Williams	SLS-F	13	1:06.242	4.538	68.851	1:07.366
13	22	Jordan IRVINE	Renault Clio 182	SLS-F	11	1:06.615	4.911	68.466	1:06.782
14	59	Simon McWILLIAM	Renault Clio 172 Cup	SLS-F	6	1:09.339	7.635	65.776	1:09.969
15	53	Jamie GOUDIE	Mazda MX5	SLS-F	5	1:10.587	8.883	64.613	1:12.379
16	132	Suzanne BUIST	Mini Cooper S	SLS-F	8	1:16.868	15.164	59.333	1:17.590

Clerk of the Course.

Orbits

Sig :                      Time :

Chief Timekeeper : Ian Sharp (SMART Timing)

 Results available at [www.mylaps.com](http://www.mylaps.com) and [www.smart-timing.co.uk](http://www.smart-timing.co.uk)

Printed: 23/05/2016 18:35:00





**Super Lap Scotland - Round 2 AC**

**Super Lap Scotland** Knockhill 1.267 miles  
**Practice - Group 1** 21/05/2016 10:50  
**Practice (15:00 Time) started at 10:46:32**

Lap	Time of Day	Lap Tm	S1	S2	S3	SFSpd	S1Spd
7	10:55:03.440	<b>1:16.236</b>	20.320	24.555	31.361	100.460	83.363
8	10:56:14.564	<b>1:11.124</b>	21.139	25.801	24.184	74.981	81.938
9	10:57:24.922	<b>1:10.358</b>	21.922	26.054	22.382	96.419	55.507
10	10:58:32.197	<b>1:07.275</b>	20.248	24.693	22.334	100.914	83.989
11	10:59:38.792	<b>1:06.595</b>	19.836	24.608	22.151	<b>101.371</b>	84.518
12	11:00:44.388	<b>1:05.596</b>	<b>19.394</b>	<b>23.958</b>	22.244	100.914	
13	11:01:51.053	<b>1:06.665</b>	19.475	24.215	22.975	99.714	<b>85.162</b>

(50) Gavin EDGAR

1	10:48:07.905	<b>1:23.523</b>	26.565	32.690	24.268	42.259	54.163
2	10:49:18.187	<b>1:10.282</b>	20.781	26.513	22.988	97.257	82.341
3	10:50:27.604	<b>1:09.417</b>	20.198	25.988	23.231	101.066	82.341
4	10:51:36.577	<b>1:08.973</b>	20.320	25.994	22.659	100.161	83.885
5	10:52:45.741	<b>1:09.164</b>	20.255	25.904	23.005	98.254	83.467
6	10:53:56.749	<b>1:11.008</b>	20.303	26.138	24.567	100.310	82.240
7	10:55:05.737	<b>1:08.988</b>	20.625	25.322	23.041	98.833	83.157
8	10:56:15.304	<b>1:09.567</b>	20.405	25.749	23.413	94.919	83.989
9	10:57:23.708	<b>1:08.404</b>	20.832	25.265	22.307	91.928	79.417
10	10:58:31.482	<b>1:07.774</b>	20.364	25.114	22.296	101.371	83.675
11	10:59:39.126	<b>1:07.644</b>	19.868	24.771	23.005	<b>101.987</b>	83.989
12	11:00:46.492	<b>1:07.366</b>	20.260	24.850	22.256	92.562	84.625
13	11:01:52.734	<b>1:06.242</b>	<b>19.726</b>	<b>24.366</b>	<b>22.150</b>	101.832	<b>84.732</b>

(22) Jordan IRVINE

1	10:48:19.645	<b>1:26.999</b>	28.818	33.935	24.246	39.244	57.851
2	10:49:26.798	<b>1:07.153</b>	19.981	24.845	22.327	97.399	82.240
3	10:50:33.648	<b>1:06.850</b>	20.028	24.409	22.413	100.914	82.139
4	10:51:40.430	<b>1:06.782</b>	19.695	24.595	22.492	100.611	82.849
5	10:52:47.322	<b>1:06.892</b>	19.819	25.044	<b>22.029</b>	101.678	83.571
6	10:53:57.199	<b>1:09.877</b>	20.661	24.648	24.568	102.142	81.146
7	10:55:05.569	<b>1:08.370</b>	20.965	24.989	22.416	97.967	<b>84.095</b>
8	10:56:15.140	<b>1:09.571</b>	<b>19.681</b>	25.555	24.335	102.298	83.989
9	10:57:21.755	<b>1:06.615</b>	20.566	<b>23.979</b>	22.070	98.833	83.885
10	11:01:12.470	<b>3:50.715</b>	26.297	29.382	2:55.036	<b>102.611</b>	71.696
11	11:02:24.594	<b>1:12.124</b>	24.194	25.369	22.561	29.999	69.326

(59) Simon McWILLIAM

1	10:48:24.036	<b>1:20.268</b>	26.077	29.998	24.193	32.529	71.467
2	10:49:34.341	<b>1:10.305</b>	20.222	27.128	22.955	98.543	81.739
3	10:50:44.310	<b>1:09.969</b>	19.593	27.253	23.123	<b>101.066</b>	<b>83.675</b>
4	10:51:53.649	<b>1:09.339</b>	<b>19.552</b>	26.606	23.181	100.762	82.039
5	10:53:08.312	<b>1:14.663</b>	20.744	28.744	25.175	99.714	74.152
6	10:54:18.972	<b>1:10.660</b>	22.395	<b>25.551</b>	<b>22.714</b>	70.714	76.694

(53) Jamie GOUDIE

1	10:48:08.493	<b>1:25.135</b>	26.747	32.690	25.698	39.244	55.006
2	10:49:25.213	<b>1:16.720</b>	22.924	29.354	24.442	75.317	74.234
3	10:51:01.593	<b>1:36.380</b>	23.116	48.918	24.346	87.837	69.904
4	10:52:13.972	<b>1:12.379</b>	21.431	27.200	23.748	91.303	74.564
5	10:53:24.559	<b>1:10.587</b>	<b>20.634</b>	26.409	<b>23.544</b>	91.179	<b>76.870</b>

(132) Suzanne BUIST

1	10:48:42.339	<b>1:28.119</b>	28.516	32.482	27.121	36.651	58.152
2	10:49:59.929	<b>1:17.590</b>	22.912	29.379	25.299	86.479	71.467
3	10:51:16.797	<b>1:16.868</b>	<b>22.021</b>	29.142	25.705	<b>98.111</b>	70.196
4	10:52:34.839	<b>1:18.042</b>	22.413	29.022	26.607	92.181	<b>72.627</b>
5	10:53:58.642	<b>1:23.803</b>	25.572	29.991	28.240	79.043	48.209
6	10:57:17.732	<b>3:19.090</b>	26.544	30.317	2:22.229	71.620	49.931
7	10:58:40.084	<b>1:22.352</b>	28.378	28.851	<b>25.123</b>	35.715	60.621
8	10:59:57.683	<b>1:17.599</b>	22.177	<b>28.327</b>	27.095	97.682	71.696

Clerk of the Course. Orbits

Sig : Time :  
 Chief Timekeeper : Ian Sharp (SMART Timing)  
 Results available at [www.mylaps.com](http://www.mylaps.com) and [www.smart-timing.co.uk](http://www.smart-timing.co.uk)





# Super Lap Scotland - Round 2 AC

Sorted on best lap time

Super Lap Scotland Knockhill 1.267 miles

Practice - Group 2 21/05/2016 11:10

Practice (15:00 Time) started at 11:05:58

Pos	No.	Name	Make/Model	Class Code	Laps	Best Tm	Diff	Best Speed	2nd Best
1	25	Alastair MOWAT	BMW E46 M3	SLS-E	7	59.389		76.796	59.705
2	15	Matt COLLINS	Porsche Cayman	SLS-E	11	1:00.111	0.722	75.874	1:00.152
3	33	Paul MARTIN	Mitsubishi Evo 8 MR	SLS-D	13	1:00.429	1.040	75.474	1:00.899
4	5	Paul TOMLINSON	Subaru Impreza	SLS-D	13	1:01.947	2.558	73.625	1:02.001
5	64	Andrew CAMERON	Porsche 911 Carrera	SLS-E	8	1:02.037	2.648	73.518	1:02.443
6	3	Fred WALTON	Subaru Prodrive Impreza	SLS-D	9	1:02.109	2.720	73.433	1:02.555
7	26	Kevin KENSETT	Peugeot 106	SLS-E	13	1:02.381	2.992	73.113	1:02.582
8	83	Fraser JAMIESON	Renault Clio 172 Ph1	SLS-E	10	1:02.508	3.119	72.964	1:03.024
9	43	Stuart BUCHAN	Renault Clio 172 Cup	SLS-E	12	1:02.868	3.479	72.546	1:03.344
10	116	Craig DILLON	Renault Clio	SLS-E	9	1:03.245	3.856	72.114	1:03.368
11	16	Martin KELMAN	Renault Clio 172 Cup	SLS-E	14	1:04.936	5.547	70.236	1:05.007
12	42	Alex MILNE	Audi TTRS Plus	SLS-D	13	1:05.153	5.764	70.002	1:05.609





# Super Lap Scotland - Round 2 AC

Super Lap Scotland Knockhill 1.267 miles

Practice - Group 2 21/05/2016 11:10

Practice (15:00 Time) started at 11:05:58

Lap	Time of Day	Lap Tm	S1	S2	S3	SFSpd	S1Spd	Lap	Time of Day	Lap Tm	S1	S2	S3	SFSpd	S1Spd
6	11:12:59.985	<b>1:08.606</b>	18.791	25.107	24.708	108.588	95.188								
7	11:15:21.905	<b>2:21.920</b>	25.287	28.748	1:27.885	79.985	67.581								
8	11:16:31.883	<b>1:09.978</b>	22.076	25.894	22.008	43.212	82.951								
9	11:17:37.800	<b>1:05.917</b>	18.970	25.103	21.844	106.520	89.957								
10	11:18:46.858	<b>1:09.058</b>	<b>18.429</b>	24.598	26.031	109.296	96.976								
11	11:19:53.217	<b>1:06.359</b>	19.639	25.141	21.579	91.055	93.726								
12	11:20:58.370	<b>1:05.153</b>	18.475	24.818	21.860	108.941	94.518								
13	11:22:03.979	<b>1:05.609</b>	18.844	<b>24.591</b>	22.174	105.184	<b>98.543</b>								

Clerk of the Course. Orbits

Sig :                      Time :  
 Chief Timekeeper : Ian Sharp (SMART Timing)  
 Results available at [www.mylaps.com](http://www.mylaps.com) and [www.smart-timing.co.uk](http://www.smart-timing.co.uk)



**Super Lap Scotland - Round 2 AC**

Sorted on best lap time

Super Lap Scotland

Knockhill 1.267 miles

Practice - Group 3

21/05/2016 11:30

Practice (15:00 Time) started at 11:24:34

Pos	No.	Name	Make/Model	Class Code	Laps	Best Tm	Diff	Best Speed	2nd Best
1	131	Keith COWIE	Seat Leon Supercopa	SLS-D	12	58.125		78.466	58.387
2	35	Stephen HENDERSON	Sylva Riot	SLS-D	14	58.455	0.330	78.023	58.798
3	78	David RYBOWSKI	Subaru Impreza WRX	SLS-D	11	58.789	0.664	77.580	59.084
4	44	Steven JEFFERIES	Mitsubishi Evo VI	SLS-D	6	58.901	0.776	77.432	59.550
5	63	Martyn HENRY	Vauxhall Astra VXR	SLS-C	12	58.994	0.869	77.310	59.117
6	100	Paul TOUGH	BMW M3	SLS-D	7	59.383	1.258	76.804	59.456
7	76	Robbie WYPER	Mitsubishi Evo 8	SLS-C	10	59.571	1.446	76.561	1:00.149
8	69	Adrian MILNE	Mitsubishi Evo VIII GSR	SLS-D	10	1:00.794	2.669	75.021	1:01.030
9	28	David GREENAN	Mitsubishi Evo	SLS-D	5	1:01.821	3.696	73.775	1:02.361
10	89	Steven EYRE	Subaru Impreza STi	SLS-C	9	1:02.159	4.034	73.374	1:02.166
11	45	Euan BEGBIE	Volkswagon Golf	SLS-D	10	1:02.189	4.064	73.338	1:02.376
12	66	Marten BONNER	Fiat Abarth 500	SLS-D	14	1:02.315	4.190	73.190	1:02.414
13	103	Stuart ROBERTSON	Renault Clio	SLS-D	11	1:03.745	5.620	71.548	1:03.957

Clerk of the Course.

Orbits

Sig :                      Time :

Chief Timekeeper : Ian Sharp (SMART Timing)

 Results available at [www.mylaps.com](http://www.mylaps.com) and [www.smart-timing.co.uk](http://www.smart-timing.co.uk)

Printed: 23/05/2016 18:39:29









# Super Lap Scotland - Round 2 AC

Super Lap Scotland Knockhill 1.267 miles

Practice - Group 3 21/05/2016 11:30

Practice (15:00 Time) started at 11:24:34

Lap	Time of Day	Lap Tm	S1	S2	S3	SFSpd	S1Spd	Lap	Time of Day	Lap Tm	S1	S2	S3	SFSpd	S1Spd
3	11:28:35.276	1:05.014	19.116	23.857	22.041	106.689	93.335								
4	11:29:42.549	1:07.273	19.500	24.551	23.222	107.544	89.358								
5	11:32:00.109	2:17.560	21.457	27.082	1:29.021	101.524	72.549								
6	11:33:08.214	1:08.105	21.231	24.737	22.137	46.281	88.068								
7	11:34:12.910	1:04.696	18.832	24.133	21.731	108.064	93.857								
8	11:35:19.991	1:07.081	20.132	24.379	22.570	102.611	89.120								
9	11:36:23.948	1:03.957	18.822	23.231	21.904	107.030	94.651								
10	11:37:29.064	1:05.116	19.337	23.788	21.991	96.281	92.947								
11	11:38:32.809	1:03.745	18.819	23.452	21.474	109.296	92.435								

Clerk of the Course. Orbits

Sig :                      Time :  
 Chief Timekeeper : Ian Sharp (SMART Timing)  
 Results available at [www.mylaps.com](http://www.mylaps.com) and [www.smart-timing.co.uk](http://www.smart-timing.co.uk)  
 Printed: 23/05/2016 18:40:08



**Super Lap Scotland - Round 2 AC**
**Sorted on best lap time**

Super Lap Scotland

Knockhill 1.267 miles

Practice - Group 4

21/05/2016 11:50

Practice (15:00 Time) started at 11:43:22

Pos	No.	Name	Make/Model	Class Code	Laps	Best Tm	Diff	Best Speed	2nd Best
1	62	Paul RANKIN	Subaru Impreza RB320	SLS-P	3	54.630		83.486	57.441
2	95	Wayne SUTHERLAND	Mitsubishi Evo 6	SLS-B	6	55.974	1.344	81.481	57.323
3	46	George RIGBY	Subaru Impreza Spec-C	SLS-C	14	56.032	1.402	81.397	56.429
4	79	Eric HOLMES	Mitsubishi Evo	SLS-P	11	56.128	1.498	81.258	57.151
5	80	Andrew BARBOUR	Mitsubishi Evo IX GT	SLS-P	10	56.392	1.762	80.877	56.479
6	32	John STEVENSON	Subaru Impreza	SLS-A	11	56.862	2.232	80.209	57.497
7	55	Fiona KINDNESS	Subaru Impreza STi Type R	SLS-B	13	57.048	2.418	79.947	57.163
8	86	Clark SUTHERLAND	Honda S2000	SLS-P	8	57.497	2.867	79.323	58.028
9	7	David LONG	Caterham R400	SLS-B	15	57.772	3.142	78.946	58.493
10	20	Hamish GORDON	Ultima GTR	SLS-B	14	58.046	3.416	78.573	58.139
11	29	Archie BAIN	Subaru Impreza Type RA	SLS-A	11	58.403	3.773	78.093	59.270
12	2	Steven DARLEY	Subaru Legacy GL	SLS-P	12	58.481	3.851	77.988	59.603
13	65	Sam ELASSAR	McLaren 650S	SLS-A	10	1:01.226	6.596	74.492	1:02.525

Clerk of the Course.

Orbits

Sig :                      Time :

Chief Timekeeper : Ian Sharp (SMART Timing)

 Results available at [www.mylaps.com](http://www.mylaps.com) and [www.smart-timing.co.uk](http://www.smart-timing.co.uk)

Printed: 23/05/2016 18:42:17







# Super Lap Scotland - Round 2 AC

Super Lap Scotland Knockhill 1.267 miles

Practice - Group 4 21/05/2016 11:50

Practice (15:00 Time) started at 11:43:22

Lap	Time of Day	Lap Tm	S1	S2	S3	SFSpd	S1Spd	Lap	Time of Day	Lap Tm	S1	S2	S3	SFSpd	S1Spd
9	11:56:02.842	1:04.885	20.149	25.153	19.583	86.257	87.040								
10	11:57:01.323	<b>58.481</b>	<b>16.919</b>	<b>22.619</b>	<b>18.943</b>	<b>135.298</b>	<b>107.890</b>								
11	11:58:19.616	1:18.293	21.888	31.293	25.112	126.142	56.583								
12	11:59:32.720	1:13.104	23.254	26.885	22.965	69.831	71.773								
(65) Sam ELASSAR															
1	11:45:31.117	1:13.736	24.093	27.661	21.982	34.485	83.157								
2	11:46:35.682	1:04.565	18.414	25.377	20.774	125.670	91.928								
3	11:47:38.571	1:02.889	17.151	25.014	20.724	131.070	96.976								
4	11:48:41.599	1:03.028	17.093	24.940	20.995	124.273	100.762								
5	11:49:45.216	1:03.617	16.993	25.201	21.423	134.484	87.952								
6	11:50:47.741	1:02.525	16.812	24.824	20.889	134.215	98.543								
7	11:55:21.190	4:33.449	20.008	25.150	3:48.291	109.653	95.053								
8	11:56:29.457	1:08.267	20.506	25.560	22.201	43.212	86.257								
9	11:57:38.313	1:08.856	17.769	26.694	24.393	111.474	93.595								
10	11:58:39.539	1:01.226	16.896	24.313	20.017	132.886	91.055								

Clerk of the Course. Orbits

Sig :                      Time :  
 Chief Timekeeper : Ian Sharp (SMART Timing)  
 Results available at [www.mylaps.com](http://www.mylaps.com) and [www.smart-timing.co.uk](http://www.smart-timing.co.uk)



# Super Lap Scotland - Round 2 AC

Super Lap Scotland

Knockhill 1.267 miles

Practice Overall

Pos	No.	Name	Make/Model	Class Code	Overall BestTm
1	62	Paul RANKIN	Subaru Impreza RB320	SLS-P	54.630
2	95	Wayne SUTHERLAND	Mitsubishi Evo 6	SLS-B	55.974
3	46	George RIGBY	Subaru Impreza Spec-C	SLS-C	56.032
4	79	Eric HOLMES	Mitsubishi Evo	SLS-P	56.128
5	80	Andrew BARBOUR	Mitsubishi Evo IX GT	SLS-P	56.392
6	32	John STEVENSON	Subaru Impreza	SLS-A	56.862
7	55	Fiona KINDNESS	Subaru Impreza STi Type R	SLS-B	57.048
8	86	Clark SUTHERLAND	Honda S2000	SLS-P	57.497
9	7	David LONG	Caterham R400	SLS-B	57.772
10	20	Hamish GORDON	Ultima GTR	SLS-B	58.046
11	131	Keith COWIE	Seat Leon Supercopa	SLS-D	58.125
12	29	Archie BAIN	Subaru Impreza Type RA	SLS-A	58.403
13	35	Stephen HENDERSON	Sylva Riot	SLS-D	58.455
14	2	Steven DARLEY	Subaru Legacy GL	SLS-P	58.481
15	78	David RYBOWSKI	Subaru Impreza WRX	SLS-D	58.789
16	44	Steven JEFFERIES	Mitsubishi Evo VI	SLS-D	58.901
17	63	Martyn HENRY	Vauxhall Astra VXR	SLS-C	58.994
18	100	Paul TOUGH	BMW M3	SLS-D	59.383
19	25	Alastair MOWAT	BMW E46 M3	SLS-E	59.389
20	76	Robbie WYPER	Mitsubishi Evo 8	SLS-C	59.571
21	15	Matt COLLINS	Porsche Cayman	SLS-E	1:00.111
22	33	Paul MARTIN	Mitsubishi Evo 8 MR	SLS-D	1:00.429
23	69	Adrian MILNE	Mitsubishi Evo VIII GSR	SLS-D	1:00.794
24	65	Sam ELASSAR	McLaren 650S	SLS-A	1:01.226
25	81	Ian PITMAN	Subaru Impreza	SLS-F	1:01.704
26	28	David GREENAN	Mitsubishi Evo	SLS-D	1:01.821
27	5	Paul TOMLINSON	Subaru Impreza	SLS-D	1:01.947
28	64	Andrew CAMERON	Porsche 911 Carrera	SLS-E	1:02.037
29	3	Fred WALTON	Subaru Prodrive Impreza	SLS-D	1:02.109
30	89	Steven EYRE	Subaru Impreza STi	SLS-C	1:02.159
31	45	Euan BEGBIE	Volkswagon Golf	SLS-D	1:02.189
32	66	Marten BONNER	Fiat Abarth 500	SLS-D	1:02.315
33	26	Kevin KENSETT	Peugeot 106	SLS-E	1:02.381
34	83	Fraser JAMIESON	Renault Clio 172 Ph1	SLS-E	1:02.508
35	93	Allister PHILLIPS	Honda Prelude Si VTEC	SLS-F	1:02.774
36	43	Stuart BUCHAN	Renault Clio 172 Cup	SLS-E	1:02.868
37	21	Scott ROBSON	Lotus Elise	SLS-F	1:03.088
38	116	Craig DILLON	Ford Escort MK2	SLS-E	1:03.245
39	27	Paul WILSON	Renault Clio Cup	SLS-F	1:03.477
40	31	Mike DUNLEVY	Renault Clio RS	SLS-F	1:03.483
41	103	Stuart ROBERTSON	Renault Clio	SLS-D	1:03.745
42	38	Chris HISLOP	Renault Clio 197	SLS-F	1:04.099
43	23	Andrew COWIE	Subaru Impreza	SLS-F	1:04.322
44	48	Robert JOBSON	Audi A3 3.2	SLS-F	1:04.746
45	54	Steven McNAB	Renault Clio	SLS-F	1:04.858

Clerk of the Course.

Sig :                      Time :

Chief Timekeeper : Ian Sharp (SMART Timing)

 Results available at [www.mylaps.com](http://www.mylaps.com) and [www.smart-timing.co.uk](http://www.smart-timing.co.uk)

Printed: 23/05/2016 19:34:12

Orbits



## Super Lap Scotland - Round 2 AC

Super Lap Scotland Knockhill 1.267 miles  
 Practice Overall 

Pos	No.	Name	Make/Model	Class Code	Overall BestTm
46	16	Martin KELMAN	Renault Clio 172 Cup	SLS-E	1:04.936
47	41	Neil METHVEN	Renault Clio 182	SLS-F	1:04.957
48	42	Alex MILNE	Audi TTRS Plus	SLS-D	1:05.153
49	67	Marshall WISHART	Mazda RX8	SLS-F	1:05.596
50	50	Gavin EDGAR	Renault Clio Williams	SLS-F	1:06.242
51	22	Jordan IRVINE	Renault Clio 182	SLS-F	1:06.615
52	59	Simon McWILLIAM	Renault Clio 172 Cup	SLS-F	1:09.339
53	53	Jamie GOUDIE	Mazda MX5	SLS-F	1:10.587
54	132	Suzanne BUIST	Mini Cooper S	SLS-F	1:16.868

Clerk of the Course. Orbits

Sig :                      Time :  
 Chief Timekeeper : Ian Sharp (SMART Timing)  
 Results available at [www.mylaps.com](http://www.mylaps.com) and [www.smart-timing.co.uk](http://www.smart-timing.co.uk)



## Super Lap Scotland - Round 2 AC

Super Lap Scotland

Knockhill 1.267 miles

Practice Overall

Pos	No.	Name	Make/Model	Class Code	Overall BestTm
-----	-----	------	------------	------------	----------------

### Super Lap Scotland (A)

1	32	John STEVENSON	Subaru Impreza	SLS-A	56.862
2	29	Archie BAIN	Subaru Impreza Type RA	SLS-A	58.403
3	65	Sam ELASSAR	McLaren 650S	SLS-A	1:01.226

### Super Lap Scotland (B)

1	95	Wayne SUTHERLAND	Mitsubishi Evo 6	SLS-B	55.974
2	55	Fiona KINDNESS	Subaru Impreza STi Type R	SLS-B	57.048
3	7	David LONG	Caterham R400	SLS-B	57.772
4	20	Hamish GORDON	Ultima GTR	SLS-B	58.046

### Super Lap Scotland (C)

1	46	George RIGBY	Subaru Impreza Spec-C	SLS-C	56.032
2	63	Martyn HENRY	Vauxhall Astra VXR	SLS-C	58.994
3	76	Robbie WYPER	Mitsubishi Evo 8	SLS-C	59.571
4	89	Steven EYRE	Subaru Impreza STi	SLS-C	1:02.159

### Super Lap Scotland (D)

1	131	Keith COWIE	Seat Leon Supercopa	SLS-D	58.125
2	35	Stephen HENDERSON	Sylva Riot	SLS-D	58.455
3	78	David RYBOWSKI	Subaru Impreza WRX	SLS-D	58.789
4	44	Steven JEFFERIES	Mitsubishi Evo VI	SLS-D	58.901
5	100	Paul TOUGH	BMW M3	SLS-D	59.383
6	33	Paul MARTIN	Mitsubishi Evo 8 MR	SLS-D	1:00.429
7	69	Adrian MILNE	Mitsubishi Evo VIII GSR	SLS-D	1:00.794
8	28	David GREENAN	Mitsubishi Evo	SLS-D	1:01.821
9	5	Paul TOMLINSON	Subaru Impreza	SLS-D	1:01.947
10	3	Fred WALTON	Subaru Prodrive Impreza	SLS-D	1:02.109
11	45	Euan BEGBIE	Volkswagon Golf	SLS-D	1:02.189
12	66	Marten BONNER	Fiat Abarth 500	SLS-D	1:02.315
13	103	Stuart ROBERTSON	Renault Clio	SLS-D	1:03.745
14	42	Alex MILNE	Audi TTRS Plus	SLS-D	1:05.153

### Super Lap Scotland (E)

1	25	Alastair MOWAT	BMW E46 M3	SLS-E	59.389
2	15	Matt COLLINS	Porsche Cayman	SLS-E	1:00.111
3	64	Andrew CAMERON	Porsche 911 Carrera	SLS-E	1:02.037
4	26	Kevin KENSETT	Peugeot 106	SLS-E	1:02.381
5	83	Fraser JAMIESON	Renault Clio 172 Ph1	SLS-E	1:02.508
6	43	Stuart BUCHAN	Renault Clio 172 Cup	SLS-E	1:02.868
7	116	Craig DILLON	Ford Escort MK2	SLS-E	1:03.245
8	16	Martin KELMAN	Renault Clio 172 Cup	SLS-E	1:04.936

### Super Lap Scotland (F)

Clerk of the Course.

Sig :                      Time :

Chief Timekeeper : Ian Sharp (SMART Timing)

 Results available at [www.mylaps.com](http://www.mylaps.com) and [www.smart-timing.co.uk](http://www.smart-timing.co.uk)

Printed: 23/05/2016 19:36:06

Orbits



# Super Lap Scotland - Round 2 AC

Super Lap Scotland Knockhill 1.267 miles

Practice Overall

Pos	No.	Name	Make/Model	Class Code	Overall BestTm
1	81	Ian PITMAN	Subaru Impreza	SLS-F	1:01.704
2	93	Allister PHILLIPS	Honda Prelude Si VTEC	SLS-F	1:02.774
3	21	Scott ROBSON	Lotus Elise	SLS-F	1:03.088
4	27	Paul WILSON	Renault Clio Cup	SLS-F	1:03.477
5	31	Mike DUNLEVY	Renault Clio RS	SLS-F	1:03.483
6	38	Chris HISLOP	Renault Clio 197	SLS-F	1:04.099
7	23	Andrew COWIE	Subaru Impreza	SLS-F	1:04.322
8	48	Robert JOBSON	Audi A3 3.2	SLS-F	1:04.746
9	54	Steven McNAB	Renault Clio	SLS-F	1:04.858
10	41	Neil METHVEN	Renault Clio 182	SLS-F	1:04.957
11	67	Marshall WISHART	Mazda RX8	SLS-F	1:05.596
12	50	Gavin EDGAR	Renault Clio Williams	SLS-F	1:06.242
13	22	Jordan IRVINE	Renault Clio 182	SLS-F	1:06.615
14	59	Simon McWILLIAM	Renault Clio 172 Cup	SLS-F	1:09.339
15	53	Jamie GOUDIE	Mazda MX5	SLS-F	1:10.587
16	132	Suzanne BUIST	Mini Cooper S	SLS-F	1:16.868

**Super Lap Scotland (Pro)**

1	62	Paul RANKIN	Subaru Impreza RB320	SLS-P	54.630
2	79	Eric HOLMES	Mitsubishi Evo	SLS-P	56.128
3	80	Andrew BARBOUR	Mitsubishi Evo IX GT	SLS-P	56.392
4	86	Clark SUTHERLAND	Honda S2000	SLS-P	57.497
5	2	Steven DARLEY	Subaru Legacy GL	SLS-P	58.481

Clerk of the Course. Orbits

Sig :                      Time :  
 Chief Timekeeper : Ian Sharp (SMART Timing)  
 Results available at [www.mylaps.com](http://www.mylaps.com) and [www.smart-timing.co.uk](http://www.smart-timing.co.uk)





**Super Lap Scotland - Round 2 AC**

Sorted on best lap time

Super Lap Scotland

Knockhill 1.267 miles

Qualifying - Group 1

21/05/2016 13:40

Practice (15:00 Time) started at 13:12:13

Pos	No.	Name	Make/Model	Class Code	Laps	Best Tm	Diff	Best Speed	2nd Best
1	21	Scott ROBSON	Lotus Elise	SLS-F	12	1:01.979		73.587	1:02.123
2	93	Allister PHILLIPS	Honda Prelude Si VTEC	SLS-F	12	1:02.172	0.193	73.358	1:02.371
3	81	Ian PITMAN	Subaru Impreza	SLS-F	8	1:02.254	0.275	73.262	1:02.379
4	67	Marshall WISHART	Mazda RX8	SLS-F	13	1:02.925	0.946	72.481	1:03.146
5	54	Steven McNAB	Renault Clio	SLS-F	12	1:03.017	1.038	72.375	1:03.380
6	48	Robert JOBSON	Audi A3 3.2	SLS-F	13	1:03.086	1.107	72.296	1:03.199
7	27	Paul WILSON	Renault Clio Cup	SLS-F	13	1:03.192	1.213	72.174	1:03.321
8	31	Mike DUNLEVY	Renault Clio RS	SLS-F	14	1:03.271	1.292	72.084	1:03.385
9	23	Andrew COWIE	Subaru Impreza	SLS-F	11	1:03.871	1.892	71.407	1:04.113
10	41	Neil METHVEN	Renault Clio 182	SLS-F	7	1:03.955	1.976	71.313	1:05.137
11	38	Chris HISLOP	Renault Clio 197	SLS-F	13	1:04.017	2.038	71.244	1:04.331
12	22	Jordan IRVINE	Renault Clio 182	SLS-F	11	1:05.030	3.051	70.134	1:05.502
13	50	Gavin EDGAR	Renault Clio Williams	SLS-F	13	1:05.620	3.641	69.504	1:05.678
14	59	Simon McWILLIAM	Renault Clio 172 Cup	SLS-F	10	1:05.955	3.976	69.151	1:07.712
15	53	Jamie GOUDIE	Mazda MX5	SLS-F	12	1:07.383	5.404	67.685	1:08.199
16	132	Suzanne BUIST	Mini Cooper S	SLS-F	13	1:10.176	8.197	64.991	1:11.060

Clerk of the Course.

Sig : Time :  
 Chief Timekeeper : Ian Sharp (SMART Timing)

Results available at [www.mylaps.com](http://www.mylaps.com) and [www.smart-timing.co.uk](http://www.smart-timing.co.uk)

Printed: 23/05/2016 18:43:53

Orbits





# Super Lap Scotland - Round 2 AC

Super Lap Scotland

Knockhill 1.267 miles

Qualifying - Group 1

21/05/2016 13:40

Practice (15:00 Time) started at 13:12:13

Lap	Time of Day	Lap Tm	S1	S2	S3	SFSpd	S1Spd	Lap	Time of Day	Lap Tm	S1	S2	S3	SFSpd	S1Spd
-----	-------------	--------	----	----	----	-------	-------	-----	-------------	--------	----	----	----	-------	-------

(22) Jordan IRVINE

1	13:14:03.886	<b>1:19.763</b>	28.578	27.403	23.782	30.587	80.853
2	13:15:09.934	<b>1:06.048</b>	19.903	23.920	22.225	96.558	84.732
3	13:16:15.436	<b>1:05.502</b>	19.740	23.701	22.061	99.566	84.732
4	13:17:23.011	<b>1:07.575</b>	20.284	25.116	22.175	101.066	84.306
5	13:18:28.808	<b>1:05.797</b>	19.578	23.814	22.405	100.611	85.162
6	13:19:34.330	<b>1:05.522</b>	19.463	23.930	22.129	99.566	85.054
7	13:20:40.805	<b>1:06.475</b>	19.334	24.953	22.188	100.611	86.257
8	13:21:46.651	<b>1:05.846</b>	19.352	24.240	22.254	100.011	86.035
9	13:22:54.070	<b>1:07.419</b>	19.917	25.295	22.207	101.987	<b>86.927</b>
10	13:23:59.884	<b>1:05.814</b>	19.818	24.273	<b>21.723</b>	102.454	84.518
11	13:25:04.914	<b>1:05.030</b>	19.458	<b>23.657</b>	21.915	<b>103.721</b>	84.839

(50) Gavin EDGAR

1	13:14:28.614	<b>1:31.757</b>	29.959	34.462	27.336	43.947	52.966
2	13:15:37.837	<b>1:09.223</b>	20.123	26.247	22.853	99.272	82.341
3	13:16:43.757	<b>1:05.920</b>	19.429	24.286	22.205	99.714	84.518
4	13:17:52.170	<b>1:08.413</b>	20.071	25.065	23.277	100.914	83.780
5	13:19:04.618	<b>1:12.448</b>	20.254	25.970	26.224	99.125	84.095
6	13:20:11.800	<b>1:07.182</b>	20.486	24.473	22.223	96.281	85.379
7	13:21:17.420	<b>1:05.620</b>	19.511	24.021	22.088	100.460	84.732
8	13:22:23.465	<b>1:06.045</b>	19.466	24.635	21.944	101.066	84.518
9	13:23:29.962	<b>1:06.497</b>	19.753	24.312	22.432	101.066	84.518
10	13:24:35.849	<b>1:05.887</b>	19.500	24.192	22.195	99.272	85.054
11	13:25:41.572	<b>1:05.723</b>	19.790	24.115	<b>21.818</b>	100.460	85.487
12	13:26:47.430	<b>1:05.858</b>	<b>19.193</b>	24.081	22.584	<b>101.371</b>	<b>85.815</b>
13	13:27:53.108	<b>1:05.678</b>	19.638	<b>23.978</b>	22.062	99.566	84.839

(59) Simon McWILLIAM

1	13:14:14.933	<b>1:32.048</b>	31.636	33.135	27.277	26.865	59.178
2	13:15:29.859	<b>1:14.926</b>	19.894	26.859	28.173	87.494	83.467
3	13:16:39.761	<b>1:09.902</b>	19.990	26.591	23.321	90.932	81.839
4	13:17:51.846	<b>1:12.085</b>	19.860	28.520	23.705	97.967	<b>85.925</b>
5	13:19:09.994	<b>1:18.148</b>	19.218	26.925	32.005	99.714	85.706
6	13:20:32.780	<b>1:22.786</b>	23.041	31.302	28.443	66.774	74.981
7	13:21:45.843	<b>1:13.063</b>	20.739	26.343	25.981	92.181	82.139
8	13:22:53.555	<b>1:07.712</b>	20.129	25.215	22.368	95.868	84.095
9	13:23:59.510	<b>1:05.955</b>	<b>19.075</b>	<b>24.825</b>	<b>22.055</b>	99.714	85.706
10	13:25:34.153	<b>1:34.643</b>	25.803	40.242	28.598	<b>100.762</b>	44.266

(53) Jamie GOUDIE

1	13:14:29.463	<b>1:33.762</b>	30.223	34.194	29.345	41.221	53.302
2	13:15:50.710	<b>1:21.247</b>	21.347	31.953	27.947	84.946	77.581
3	13:17:00.522	<b>1:09.812</b>	21.051	25.553	23.208	87.153	78.397
4	13:18:09.808	<b>1:09.286</b>	20.708	25.450	23.128	89.239	78.580
5	13:19:18.311	<b>1:08.503</b>	20.179	25.315	23.009	90.320	78.397
6	13:20:30.611	<b>1:12.300</b>	20.732	25.778	25.790	90.686	77.761
7	13:21:40.843	<b>1:10.232</b>	21.494	25.545	23.193	86.702	74.070
8	13:22:50.007	<b>1:09.164</b>	20.728	25.475	22.961	91.179	66.641
9	13:23:57.390	<b>1:07.383</b>	<b>20.063</b>	<b>24.515</b>	<b>22.805</b>	90.686	<b>78.672</b>
10	13:25:05.757	<b>1:08.367</b>	20.361	24.596	23.410	<b>91.303</b>	77.851
11	13:26:13.956	<b>1:08.199</b>	20.535	24.749	22.915	87.153	78.580
12	13:27:22.244	<b>1:08.288</b>	20.652	24.611	23.025	89.836	77.851

(132) Suzanne BUIST

1	13:13:44.244	<b>1:24.442</b>	27.543	31.531	25.368	36.079	61.341
2	13:14:57.759	<b>1:13.515</b>	22.174	27.421	23.920	88.183	74.070
3	13:16:08.819	<b>1:11.060</b>	20.809	26.904	23.347	<b>102.611</b>	<b>84.946</b>
4	13:17:23.278	<b>1:14.459</b>	21.986	28.232	24.241	99.419	65.090
5	13:18:35.271	<b>1:11.993</b>	21.050	27.191	23.752	93.465	74.981
6	13:19:53.698	<b>1:18.427</b>	22.140	30.655	25.632	102.454	73.826
7	13:21:06.536	<b>1:12.838</b>	21.536	28.052	23.250	90.077	75.317
8	13:22:16.712	<b>1:10.176</b>	20.958	26.670	<b>22.548</b>	101.371	75.572
9	13:23:30.739	<b>1:14.027</b>	20.464	<b>26.283</b>	27.280	100.011	84.412
10	13:24:47.308	<b>1:16.569</b>	23.401	28.655	24.513	62.368	73.342
11	13:25:58.789	<b>1:11.481</b>	21.123	26.766	23.592	99.419	72.081
12	13:27:12.019	<b>1:13.230</b>	<b>20.356</b>	27.906	24.968	100.762	79.606
13	13:28:24.175	<b>1:12.156</b>	21.871	26.799	23.486	87.040	75.657

Clerk of the Course.

Orbits

Sig : Time :  
 Chief Timekeeper : Ian Sharp (SMART Timing)  
 Results available at [www.mylaps.com](http://www.mylaps.com) and [www.smart-timing.co.uk](http://www.smart-timing.co.uk)



**Super Lap Scotland - Round 2 AC**

Sorted on best lap time

Super Lap Scotland

Knockhill 1.267 miles

Qualifying - Group 2

21/05/2016 14:00

Practice (15:00 Time) started at 13:31:02

Pos	No.	Name	Make/Model	Class Code	Laps	Best Tm	Diff	Best Speed	2nd Best
1	25	Alastair MOWAT	BMW E46 M3	SLS-E	11	58.869		77.474	59.452
2	15	Matt COLLINS	Porsche Cayman	SLS-E	11	59.530	0.661	76.614	1:00.073
3	5	Paul TOMLINSON	Subaru Impreza	SLS-D	12	1:01.105	2.236	74.639	1:01.150
4	3	Fred WALTON	Subaru Prodrive Impreza	SLS-D	12	1:01.353	2.484	74.338	1:01.464
5	64	Andrew CAMERON	Porsche 911 Carrera	SLS-E	10	1:01.406	2.537	74.274	1:01.836
6	33	Paul MARTIN	Mitsubishi Evo 8 MR	SLS-D	5	1:01.705	2.836	73.914	1:02.787
7	83	Fraser JAMIESON	Renault Clio 172 Ph1	SLS-E	12	1:01.884	3.015	73.700	1:02.322
8	43	Stuart BUCHAN	Renault Clio 172 Cup	SLS-E	10	1:02.299	3.430	73.209	1:02.519
9	116	Craig DILLON	Renault Clio	SLS-E	13	1:02.671	3.802	72.774	1:02.873
10	26	Kevin KENSETT	Peugeot 106	SLS-E	6	1:02.762	3.893	72.669	1:03.404
11	16	Martin KELMAN	Renault Clio 172 Cup	SLS-E	13	1:03.654	4.785	71.650	1:04.768
12	42	Alex MILNE	Audi TTRS Plus	SLS-D	10	1:06.022	7.153	69.081	1:06.297

**Announcements**

Car No.83 - Selected lap times disallowed - Exceeding track limits.

Clerk of the Course.

Orbits

Sig :                      Time :

Chief Timekeeper : Ian Sharp (SMART Timing)

 Results available at [www.mylaps.com](http://www.mylaps.com) and [www.smart-timing.co.uk](http://www.smart-timing.co.uk)

Printed: 23/05/2016 18:45:47







# Super Lap Scotland - Round 2 AC

Super Lap Scotland Knockhill 1.267 miles

Qualifying - Group 2 21/05/2016 14:00

Practice (15:00 Time) started at 13:31:02

Lap	Time of Day	Lap Tm	S1	S2	S3	SFSpd	S1Spd	Lap	Time of Day	Lap Tm	S1	S2	S3	SFSpd	S1Spd
10	13:42:33.806	1:10.426	18.911	26.225	25.290	107.030	96.697								





# Super Lap Scotland - Round 2 AC

Sorted on best lap time


Super Lap Scotland

Knockhill 1.267 miles

Qualifying - Group 3

21/05/2016 14:20

Practice (15:00 Time) started at 13:50:02



Pos	No.	Name	Make/Model	Class Code	Laps	Best Tm	Diff	Best Speed	2nd Best
1	131	Keith COWIE	Seat Leon Supercopa	SLS-D	11	56.966		80.062	57.959
2	100	Paul TOUGH	BMW M3	SLS-D	14	57.630	0.664	79.140	57.781
3	78	David RYBOWSKI	Subaru Impreza WRX	SLS-D	10	58.209	1.243	78.353	58.239
4	76	Robbie WYPER	Mitsubishi Evo 8	SLS-C	8	58.453	1.487	78.026	59.077
5	44	Steven JEFFERIES	Mitsubishi Evo VI	SLS-D	11	58.507	1.541	77.954	59.345
6	63	Martyn HENRY	Vauxhall Astra VXR	SLS-C	12	58.571	1.605	77.869	58.848
7	69	Adrian MILNE	Mitsubishi Evo VIII GSR	SLS-D	12	58.640	1.674	77.777	59.598
8	35	Stephen HENDERSON	Sylva Riot	SLS-D	14	58.686	1.720	77.716	58.719
9	66	Marten BONNER	Fiat Abarth 500	SLS-D	14	1:01.066	4.100	74.687	1:02.155
10	89	Steven EYRE	Subaru Impreza STi	SLS-C	5	1:01.494	4.528	74.167	1:03.812
11	103	Stuart ROBERTSON	Renault Clio	SLS-D	13	1:01.496	4.530	74.165	1:01.510
12	45	Euan BEGBIE	Volkswagon Golf	SLS-D	7	1:02.622	5.656	72.831	1:02.980
13	28	David GREENAN	Mitsubishi Evo	SLS-D	2	1:09.879	12.913	65.268	1:32.265

Clerk of the Course.

Orbits

Sig : Time :

Chief Timekeeper : Ian Sharp (SMART Timing)

Results available at [www.mylaps.com](http://www.mylaps.com) and [www.smart-timing.co.uk](http://www.smart-timing.co.uk)









# Super Lap Scotland - Round 2 AC

Super Lap Scotland Knockhill 1.267 miles  
 Qualifying - Group 3 21/05/2016 14:20  
 Practice (15:00 Time) started at 13:50:02

Lap	Time of Day	Lap Tm	S1	S2	S3	SFSpd	S1Spd	Lap	Time of Day	Lap Tm	S1	S2	S3	SFSpd	S1Spd
1	13:51:54.494	1:28.421	30.961			28.789	63.851								
2	13:52:57.711	1:03.217	18.741			108.238									
3	13:54:00.691	1:02.980	18.316			111.846									
4	13:55:03.972	1:03.281	18.543			108.413									
5	13:56:06.594	1:02.622	18.395			110.012	92.818								
6	13:57:09.779	1:03.185	18.872			109.832									
7	13:59:10.318	2:00.539	21.979			110.193									

(28) David GREENAN

1	13:52:15.584	1:32.265	31.415	36.293	24.557	30.685	52.428
2	13:53:25.463	1:09.879	21.584	25.755	22.540	84.412	88.068

Clerk of the Course. Orbits

Sig :                      Time :  
 Chief Timekeeper : Ian Sharp (SMART Timing)  
 Results available at [www.mylaps.com](http://www.mylaps.com) and [www.smart-timing.co.uk](http://www.smart-timing.co.uk)



**Super Lap Scotland - Round 2 AC**
**Sorted on best lap time**

Super Lap Scotland

Knockhill 1.267 miles

Qualifying - Group 4

21/05/2016 14:40

Practice (15:00 Time) started at 14:11:17

Pos	No.	Name	Make/Model	Class Code	Laps	Best Tm	Diff	Best Speed	2nd Best
1	62	Paul RANKIN	Subaru Impreza RB320	SLS-P	5	53.366		85.463	1:05.075
2	79	Eric HOLMES	Mitsubishi Evo	SLS-P	8	55.466	2.100	82.228	55.876
3	32	John STEVENSON	Subaru Impreza	SLS-A	9	55.647	2.281	81.960	56.544
4	46	George RIGBY	Subaru Impreza Spec-C	SLS-C	11	55.898	2.532	81.592	56.975
5	55	Fiona KINDNESS	Subaru Impreza STi Type R	SLS-B	5	56.284	2.918	81.033	58.761
6	95	Wayne SUTHERLAND	Mitsubishi Evo 6	SLS-B	4	56.530	3.164	80.680	1:08.095
7	20	Hamish GORDON	Ultima GTR	SLS-B	14	56.626	3.260	80.543	56.831
8	7	David LONG	Caterham R400	SLS-B	13	57.268	3.902	79.640	57.313
9	80	Andrew BARBOUR	Mitsubishi Evo IX GT	SLS-P	2	57.631	4.265	79.139	1:17.808
10	2	Steven DARLEY	Subaru Legacy GL	SLS-P	11	57.685	4.319	79.065	58.228
11	86	Clark SUTHERLAND	Honda S2000	SLS-P	8	57.909	4.543	78.759	58.064
12	29	Archie BAIN	Subaru Impreza Type RA	SLS-A	12	58.158	4.792	78.422	59.354
13	65	Sam ELASSAR	McLaren 650S	SLS-A	15	58.176	4.810	78.397	58.176
14	51	Colin DORWARD	Mitsubishi Evo 5	SLS-A	3	1:01.795	8.429	73.806	1:06.958
15	34	Blair McCONACHIE	Caterham Superlight R	SLS-C	4	1:04.511	11.145	70.699	1:04.626

Clerk of the Course.

Orbits

Sig :                      Time :

Chief Timekeeper : Ian Sharp (SMART Timing)

 Results available at [www.mylaps.com](http://www.mylaps.com) and [www.smart-timing.co.uk](http://www.smart-timing.co.uk)

Printed: 23/05/2016 18:49:34







# Super Lap Scotland - Round 2 AC

Super Lap Scotland Knockhill 1.267 miles

Qualifying - Group 4 21/05/2016 14:40

Practice (15:00 Time) started at 14:11:17

Lap	Time of Day	Lap Tm	S1	S2	S3	SFSpd	S1Spd	Lap	Time of Day	Lap Tm	S1	S2	S3	SFSpd	S1Spd
(34) Blair McCONACHIE															
1	14:13:20.444	<b>1:22.570</b>	23.454	33.488	25.628	48.523	53.430								
2	14:14:25.070	<b>1:04.626</b>	<b>18.018</b>	22.540	24.068	<b>109.653</b>	99.419								
3	14:15:29.581	<b>1:04.511</b>	19.750	<b>21.825</b>	<b>22.936</b>	80.465	<b>100.161</b>								
4	14:22:58.631	<b>7:29.050</b>	21.280	32.371	6:35.399	74.152	65.727								

Clerk of the Course. Orbits

Sig :                      Time :  
 Chief Timekeeper : Ian Sharp (SMART Timing)  
 Results available at [www.mylaps.com](http://www.mylaps.com) and [www.smart-timing.co.uk](http://www.smart-timing.co.uk)  
 Printed: 23/05/2016 18:50:17



## Super Lap Scotland - Round 2 AC

Super Lap Scotland

Knockhill 1.267 miles

Qualifying - Overall

Pos	No.	Name	Make/Model	Class Code	Overall BestTm
1	62	Paul RANKIN	Subaru Impreza RB320	SLS-P	53.366
2	79	Eric HOLMES	Mitsubishi Evo	SLS-P	55.466
3	32	John STEVENSON	Subaru Impreza	SLS-A	55.647
4	46	George RIGBY	Subaru Impreza Spec-C	SLS-C	55.898
5	55	Fiona KINDNESS	Subaru Impreza STi Type R	SLS-B	56.284
6	95	Wayne SUTHERLAND	Mitsubishi Evo 6	SLS-B	56.530
7	20	Hamish GORDON	Ultima GTR	SLS-B	56.626
8	131	Keith COWIE	Seat Leon Supercopa	SLS-D	56.966
9	7	David LONG	Caterham R400	SLS-B	57.268
10	100	Paul TOUGH	BMW M3	SLS-D	57.630
11	80	Andrew BARBOUR	Mitsubishi Evo IX GT	SLS-P	57.631
12	2	Steven DARLEY	Subaru Legacy GL	SLS-P	57.685
13	86	Clark SUTHERLAND	Honda S2000	SLS-P	57.909
14	29	Archie BAIN	Subaru Impreza Type RA	SLS-A	58.158
15	65	Sam ELASSAR	McLaren 650S	SLS-A	58.176
16	78	David RYBOWSKI	Subaru Impreza WRX	SLS-D	58.209
17	76	Robbie WYPER	Mitsubishi Evo 8	SLS-C	58.453
18	44	Steven JEFFERIES	Mitsubishi Evo VI	SLS-D	58.507
19	63	Martyn HENRY	Vauxhall Astra VXR	SLS-C	58.571
20	69	Adrian MILNE	Mitsubishi Evo VIII GSR	SLS-D	58.640
21	35	Stephen HENDERSON	Sylva Riot	SLS-D	58.686
22	25	Alastair MOWAT	BMW E46 M3	SLS-E	58.869
23	15	Matt COLLINS	Porsche Cayman	SLS-E	59.530
24	66	Marten BONNER	Fiat Abarth 500	SLS-D	1:01.066
25	5	Paul TOMLINSON	Subaru Impreza	SLS-D	1:01.105
26	3	Fred WALTON	Subaru Prodrive Impreza	SLS-D	1:01.353
27	64	Andrew CAMERON	Porsche 911 Carrera	SLS-E	1:01.406
28	89	Steven EYRE	Subaru Impreza STi	SLS-C	1:01.494
29	103	Stuart ROBERTSON	Renault Clio	SLS-D	1:01.496
30	33	Paul MARTIN	Mitsubishi Evo 8 MR	SLS-D	1:01.705
31	51	Colin DORWARD	Mitsubishi Evo 5	SLS-A	1:01.795
32	83	Fraser JAMIESON	Renault Clio 172 Ph1	SLS-E	1:01.884
33	21	Scott ROBSON	Lotus Elise	SLS-F	1:01.979
34	93	Allister PHILLIPS	Honda Prelude Si VTEC	SLS-F	1:02.172
35	81	Ian PITMAN	Subaru Impreza	SLS-F	1:02.254
36	43	Stuart BUCHAN	Renault Clio 172 Cup	SLS-E	1:02.299
37	45	Euan BEGBIE	Volkswagon Golf	SLS-D	1:02.622
38	116	Craig DILLON	Ford Escort MK2	SLS-E	1:02.671
39	26	Kevin KENSETT	Peugeot 106	SLS-E	1:02.762
40	67	Marshall WISHART	Mazda RX8	SLS-F	1:02.925
41	54	Steven McNAB	Renault Clio	SLS-F	1:03.017
42	48	Robert JOBSON	Audi A3 3.2	SLS-F	1:03.086
43	27	Paul WILSON	Renault Clio Cup	SLS-F	1:03.192
44	31	Mike DUNLEVY	Renault Clio RS	SLS-F	1:03.271
45	16	Martin KELMAN	Renault Clio 172 Cup	SLS-E	1:03.654

Clerk of the Course.

Sig : Time :

Chief Timekeeper : Ian Sharp (SMART Timing)

Results available at [www.mylaps.com](http://www.mylaps.com) and [www.smart-timing.co.uk](http://www.smart-timing.co.uk)

Printed: 23/05/2016 19:29:17

Orbits





# Super Lap Scotland - Round 2 AC



Pos	No.	Name	Make/Model	Class Code	Overall BestTm
46	23	Andrew COWIE	Subaru Impreza	SLS-F	1:03.871
47	41	Neil METHVEN	Renault Clio 182	SLS-F	1:03.955
48	38	Chris HISLOP	Renault Clio 197	SLS-F	1:04.017
49	34	Blair McCONACHIE	Caterham Superlight R	SLS-C	1:04.511
50	22	Jordan IRVINE	Renault Clio 182	SLS-F	1:05.030
51	50	Gavin EDGAR	Renault Clio Williams	SLS-F	1:05.620
52	59	Simon McWILLIAM	Renault Clio 172 Cup	SLS-F	1:05.955
53	42	Alex MILNE	Audi TTRS Plus	SLS-D	1:06.022
54	53	Jamie GOUDIE	Mazda MX5	SLS-F	1:07.383
55	28	David GREENAN	Mitsubishi Evo	SLS-D	1:09.879
56	132	Suzanne BUIST	Mini Cooper S	SLS-F	1:10.176

Clerk of the Course. Orbits

Sig :                      Time :  
Chief Timekeeper : Ian Sharp (SMART Timing)  
Results available at [www.mylaps.com](http://www.mylaps.com) and [www.smart-timing.co.uk](http://www.smart-timing.co.uk)



## Super Lap Scotland - Round 2 AC

Super Lap Scotland

Knockhill 1.267 miles

Qualifying - Overall

Pos	No.	Name	Make/Model	Class Code	Overall BestTm
<b>Super Lap Scotland (A)</b>					
1	32	John STEVENSON	Subaru Impreza	SLS-A	55.647
2	29	Archie BAIN	Subaru Impreza Type RA	SLS-A	58.158
3	65	Sam ELASSAR	McLaren 650S	SLS-A	58.176
4	51	Colin DORWARD	Mitsubishi Evo 5	SLS-A	1:01.795
<b>Super Lap Scotland (B)</b>					
1	55	Fiona KINDNESS	Subaru Impreza STi Type R	SLS-B	56.284
2	95	Wayne SUTHERLAND	Mitsubishi Evo 6	SLS-B	56.530
3	20	Hamish GORDON	Ultima GTR	SLS-B	56.626
4	7	David LONG	Caterham R400	SLS-B	57.268
<b>Super Lap Scotland (C)</b>					
1	46	George RIGBY	Subaru Impreza Spec-C	SLS-C	55.898
2	76	Robbie WYPER	Mitsubishi Evo 8	SLS-C	58.453
3	63	Martyn HENRY	Vauxhall Astra VXR	SLS-C	58.571
4	89	Steven EYRE	Subaru Impreza STi	SLS-C	1:01.494
5	34	Blair McCONACHIE	Caterham Superlight R	SLS-C	1:04.511
<b>Super Lap Scotland (D)</b>					
1	131	Keith COWIE	Seat Leon Supercopa	SLS-D	56.966
2	100	Paul TOUGH	BMW M3	SLS-D	57.630
3	78	David RYBOWSKI	Subaru Impreza WRX	SLS-D	58.209
4	44	Steven JEFFERIES	Mitsubishi Evo VI	SLS-D	58.507
5	69	Adrian MILNE	Mitsubishi Evo VIII GSR	SLS-D	58.640
6	35	Stephen HENDERSON	Sylva Riot	SLS-D	58.686
7	66	Marten BONNER	Fiat Abarth 500	SLS-D	1:01.066
8	5	Paul TOMLINSON	Subaru Impreza	SLS-D	1:01.105
9	3	Fred WALTON	Subaru Prodrive Impreza	SLS-D	1:01.353
10	103	Stuart ROBERTSON	Renault Clio	SLS-D	1:01.496
11	33	Paul MARTIN	Mitsubishi Evo 8 MR	SLS-D	1:01.705
12	45	Euan BEGBIE	Volkswagon Golf	SLS-D	1:02.622
13	42	Alex MILNE	Audi TTRS Plus	SLS-D	1:06.022
14	28	David GREENAN	Mitsubishi Evo	SLS-D	1:09.879
<b>Super Lap Scotland (E)</b>					
1	25	Alastair MOWAT	BMW E46 M3	SLS-E	58.869
2	15	Matt COLLINS	Porsche Cayman	SLS-E	59.530
3	64	Andrew CAMERON	Porsche 911 Carrera	SLS-E	1:01.406
4	83	Fraser JAMIESON	Renault Clio 172 Ph1	SLS-E	1:01.884
5	43	Stuart BUCHAN	Renault Clio 172 Cup	SLS-E	1:02.299
6	116	Craig DILLON	Ford Escort MK2	SLS-E	1:02.671
7	26	Kevin KENSETT	Peugeot 106	SLS-E	1:02.762
8	16	Martin KELMAN	Renault Clio 172 Cup	SLS-E	1:03.654

Clerk of the Course.

Sig : Time :

Chief Timekeeper : Ian Sharp (SMART Timing)

Results available at [www.mylaps.com](http://www.mylaps.com) and [www.smart-timing.co.uk](http://www.smart-timing.co.uk)

Printed: 23/05/2016 19:32:23

Orbits



## Super Lap Scotland - Round 2 AC

Super Lap Scotland

Knockhill 1.267 miles

Qualifying - Overall

Pos	No.	Name	Make/Model	Class Code	Overall BestTm
<b>Super Lap Scotland (F)</b>					
1	21	Scott ROBSON	Lotus Elise	SLS-F	1:01.979
2	93	Allister PHILLIPS	Honda Prelude Si VTEC	SLS-F	1:02.172
3	81	Ian PITMAN	Subaru Impreza	SLS-F	1:02.254
4	67	Marshall WISHART	Mazda RX8	SLS-F	1:02.925
5	54	Steven McNAB	Renault Clio	SLS-F	1:03.017
6	48	Robert JOBSON	Audi A3 3.2	SLS-F	1:03.086
7	27	Paul WILSON	Renault Clio Cup	SLS-F	1:03.192
8	31	Mike DUNLEVY	Renault Clio RS	SLS-F	1:03.271
9	23	Andrew COWIE	Subaru Impreza	SLS-F	1:03.871
10	41	Neil METHVEN	Renault Clio 182	SLS-F	1:03.955
11	38	Chris HISLOP	Renault Clio 197	SLS-F	1:04.017
12	22	Jordan IRVINE	Renault Clio 182	SLS-F	1:05.030
13	50	Gavin EDGAR	Renault Clio Williams	SLS-F	1:05.620
14	59	Simon McWILLIAM	Renault Clio 172 Cup	SLS-F	1:05.955
15	53	Jamie GOUDIE	Mazda MX5	SLS-F	1:07.383
16	132	Suzanne BUIST	Mini Cooper S	SLS-F	1:10.176

<b>Super Lap Scotland (Pro)</b>					
1	62	Paul RANKIN	Subaru Impreza RB320	SLS-P	53.366
2	79	Eric HOLMES	Mitsubishi Evo	SLS-P	55.466
3	80	Andrew BARBOUR	Mitsubishi Evo IX GT	SLS-P	57.631
4	2	Steven DARLEY	Subaru Legacy GL	SLS-P	57.685
5	86	Clark SUTHERLAND	Honda S2000	SLS-P	57.909

Clerk of the Course.

Sig :                      Time :  
 Chief Timekeeper : Ian Sharp (SMART Timing)

Results available at [www.mylaps.com](http://www.mylaps.com) and [www.smart-timing.co.uk](http://www.smart-timing.co.uk)

Printed: 23/05/2016 19:32:23

Orbits







Edinburgh Watch Company - Perfect Lap comparison

No.	Name	Class	Best Sector 1	Best Sector 2	Best Sector 3	Perfect Lap	Best Lap	Difference	Tiebreak	
									2nd Best Lap	Difference
54	Steven McNAB	F	18.694	23.043	21.280	1:03.017	1:03.017	0:00.000	1:03.380	0:00.363
2	Steven DARLEY	Pro	16.705	21.988	18.992	0:57.685	0:57.685	0:00.000	0:58.228	0:00.543
26	Kevin KENSETT	E	18.549	22.898	21.315	1:02.762	1:02.762	0:00.000	1:03.404	0:00.642
53	Jamie GOUDIE	F	20.063	24.515	22.805	1:07.383	1:07.383	0:00.000	1:08.199	0:00.816
44	Steven JEFFERIES	D	16.785	21.968	19.754	0:58.507	0:58.507	0:00.000	0:59.345	0:00.838
32	John STEVENSON	A	15.403	21.741	18.503	0:55.647	0:55.647	0:00.000	0:56.544	0:00.897
69	Adrian MILNE	D	16.793	22.557	19.29	0:58.640	0:58.640	0:00.000	0:59.598	0:00.958
131	Keith COWIE	D	16.379	21.624	18.963	0:56.966	0:56.966	0:00.000	0:57.959	0:00.993
16	Martin KELMAN	E	18.502	23.333	21.819	1:03.654	1:03.654	0:00.000	1:04.768	0:01.114
59	Simon McWILLIAM	F	19.075	24.825	22.055	1:05.955	1:05.955	0:00.000	1:07.712	0:01.757
55	Fiona KINDNESS	B	16.407	21.381	18.496	0:56.284	0:56.284	0:00.000	0:58.761	0:02.477
95	Wayne SUTHERLAND	B	16.300	21.087	19.143	0:56.530	0:56.530	0:00.000	1:08.095	0:11.565
62	Paul RANKIN	Pro	15.461	20.468	17.437	0:53.366	0:53.366	0:00.000	1:05.075	0:11.709
80	Andrew BARBOUR	Pro	16.428	22.149	19.054	0:57.631	0:57.631	0:00.000	1:17.808	0:20.177
28	David GREENAN	D	21.584	25.755	22.540	1:09.879	1:09.879	0:00.000	1:32.265	0:22.386
29	Archie BAIN	A	16.148	22.746	19.228	0:58.122	0:58.158	0:00.036		
41	Neil METHVEN	F	18.844	23.447	21.624	1:03.915	1:03.955	0:00.040		
81	Ian PITMAN	F	18.519	22.454	21.240	1:02.213	1:02.254	0:00.041		
66	Marten BONNAR	D	18.047	22.339	20.634	1:01.020	1:01.066	0:00.046		
38	Chris HISLOP	F	18.754	23.490	21.713	1:03.957	1:04.017	0:00.060		
78	David RYBOWSKI	D	16.886	21.536	19.725	0:58.147	0:58.209	0:00.062		
63	Martyn HENRY	C	17.166	21.702	19.630	0:58.498	0:58.571	0:00.073		
93	Allister PHILLIPS	F	18.225	22.822	21.050	1:02.097	1:02.172	0:00.075		
100	Paul TOUGH	D	16.696	21.451	19.396	0:57.543	0:57.630	0:00.087		
27	Paul WILSON	F	18.861	22.690	21.372	1:02.923	1:03.019	0:00.096		
15	Matt COLLINS	E	17.379	21.969	20.066	0:59.414	0:59.530	0:00.116		
21	Scott ROBINSON	F	18.226	22.591	21.023	1:01.840	1:01.979	0:00.139		
3	Fred WALTON	D	17.533	23.310	20.360	1:01.203	1:01.353	0:00.150		
83	Fraser JAMIESON	E	17.999	22.421	21.310	1:01.730	1:01.884	0:00.154		
79	Eric HOLMES	Pro	16.019	21.06	18.227	0:55.306	0:55.466	0:00.160		
76	Robbie WYPER	C	16.463	22.036	19.782	0:58.281	0:58.453	0:00.172		
23	Andrew COWIE	F	18.970	23.616	21.099	1:03.685	1:03.871	0:00.186		
43	Stuart BUCHAN	F	18.286	22.558	21.214	1:02.058	1:02.299	0:00.241		
89	Steven EYRE	C	17.509	23.317	20.424	1:01.250	1:01.494	0:00.244		
116	Craig DILLON	E	18.206	22.759	21.461	1:02.426	1:02.671	0:00.245		
67	Marshall WISHART	F	18.541	23.168	20.967	1:02.676	1:02.925	0:00.249		
103	Stuart ROBERTSON	D	17.990	22.517	20.738	1:01.245	1:01.496	0:00.251		
25	Alistair MOWAT	E	16.984	21.735	19.881	0:58.600	0:58.869	0:00.269		
22	Jordan IRVINE	F	19.334	23.657	21.723	1:04.714	1:05.030	0:00.316		
64	Andrew CAMERON	E	17.802	22.892	20.385	1:01.079	1:01.406	0:00.327		
35	Stephen HENDERSON	D	17.048	21.454	19.782	0:58.284	0:58.686	0:00.402		
20	Hamish GORDON	B	16.092	21.582	18.546	0:56.220	0:56.626	0:00.406		
46	George RIGBY	C	15.854	20.931	18.692	0:55.477	0:55.898	0:00.421		
48	Robert JOBSON	F	18.501	22.826	21.313	1:02.640	1:03.086	0:00.446		
31	Mike DUNLEVY	F	18.576	22.797	21.441	1:02.814	1:03.271	0:00.457		
5	Paul TOMLINSON	D	17.490	22.574	20.525	1:00.589	1:01.105	0:00.516		
7	David LONG	B	15.961	21.661	19.074	0:56.696	0:57.268	0:00.572		
50	Gavin EDGAR	F	19.193	23.978	21.818	1:04.989	1:05.620	0:00.631		
86	Clark SUTHERLAND	Pro	16.646	21.374	19.200	0:57.220	0:57.909	0:00.689		
42	Alex MILNE	D	18.518	25.139	21.656	1:05.313	1:06.022	0:00.709		
33	Paul MARTIN	D	17.420	23.390	20.112	1:00.922	1:01.705	0:00.783		
65	Sam ELASSAR	A	15.655	22.541	19.189	0:57.385	0:58.176	0:00.791		
132	Suzanne BUIST	F	20.356	26.283	22.548	1:09.187	1:10.176	0:00.989		
34	Blair McCONACHIE	C	18.018	21.825	22.936	1:02.779	1:04.511	0:01.732		
51	Colin DORWARD	A	18.018	21.825	22.936	1:02.779	1:04.511	0:01.732		
45	Euan BEGBIE	D								



Scottish Motorsports Automatic Race Timing



# Super Lap Scotland - Round 2 AC

Sorted on best lap time


Super Lap Scotland

Knockhill 1.267 miles

Final - Group 1

21/05/2016 15:15

Practice started at 14:46:23



Pos	No.	Name	Make/Model	Class Code	Laps	Best Tm	Diff	Best Speed	2nd Best
1	81	Ian PITMAN	Subaru Impreza	SLS-F	2	1:01.710		73.908	1:29.150
2	93	Allister PHILLIPS	Honda Prelude Si VTEC	SLS-F	2	1:01.785	0.075	73.818	1:26.505
3	67	Marshall WISHART	Mazda RX8	SLS-F	2	1:01.945	0.235	73.627	1:13.971
4	21	Scott ROBSON	Lotus Elise	SLS-F	2	1:02.652	0.942	72.796	1:22.920
5	27	Paul WILSON	Renault Clio Cup	SLS-F	2	1:02.692	0.982	72.750	1:16.666
6	54	Steven McNAB	Renault Clio	SLS-F	2	1:02.924	1.214	72.482	1:21.297
7	48	Robert JOBSON	Audi A3 3.2	SLS-F	2	1:03.067	1.357	72.317	1:16.468
8	31	Mike DUNLEVY	Renault Clio RS	SLS-F	2	1:03.643	1.933	71.663	1:17.810
9	41	Neil METHVEN	Renault Clio 182	SLS-F	2	1:04.158	2.448	71.088	1:22.677
10	38	Chris HISLOP	Renault Clio 197	SLS-F	2	1:04.313	2.603	70.916	1:18.494
11	22	Jordan IRVINE	Renault Clio 182	SLS-F	2	1:05.137	3.427	70.019	1:16.133
12	50	Gavin EDGAR	Renault Clio Williams	SLS-F	2	1:05.240	3.530	69.909	1:17.844
13	59	Simon McWILLIAM	Renault Clio 172 Cup	SLS-F	2	1:05.867	4.157	69.243	1:13.916
14	53	Jamie GOUDIE	Mazda MX5	SLS-F	2	1:08.065	6.355	67.007	1:17.745
15	132	Suzanne BUIST	Mini Cooper S	SLS-F	2	1:08.856	7.146	66.237	1:17.945
16	23	Andrew COWIE	Subaru Impreza	SLS-F	2	1:08.921	7.211	66.175	1:19.399

Clerk of the Course.

Orbits

Sig : Time :

Chief Timekeeper : Ian Sharp (SMART Timing)

Results available at [www.mylaps.com](http://www.mylaps.com) and [www.smart-timing.co.uk](http://www.smart-timing.co.uk)



# Super Lap Scotland - Round 2 AC

Super Lap Scotland

Knockhill 1.267 miles

Final - Group 1

21/05/2016 15:15

Practice started at 14:46:23

Lap	Time of Day	Lap Tm	S1	S2	S3	SFSpd	S1Spd	Lap	Time of Day	Lap Tm	S1	S2	S3	SFSpd	S1Spd
<b>(81) Ian PITMAN</b>															
1	15:01:45.587	<b>1:29.150</b>	31.945	35.257	21.948	32.325	48.279								
2	15:02:47.297	<b>1:01.710</b>	<b>18.418</b>	<b>22.366</b>	<b>20.926</b>	102.926	<b>89.477</b>								
<b>(93) Allister PHILLIPS</b>															
1	15:01:55.802	<b>1:26.505</b>	28.103	37.214	21.188	36.872	54.871								
2	15:02:57.587	<b>1:01.785</b>	<b>18.019</b>	<b>22.628</b>	<b>21.138</b>	102.768	<b>87.608</b>								
<b>(67) Marshall WISHART</b>															
1	15:01:17.283	<b>1:13.971</b>	27.706	25.269	20.996	38.347	72.314								
2	15:02:19.228	<b>1:01.945</b>	<b>18.558</b>	<b>22.859</b>	<b>20.528</b>	<b>101.524</b>	<b>87.722</b>								
<b>(21) Scott ROBSON</b>															
1	15:02:03.291	<b>1:22.920</b>	27.167	34.333	21.420	44.798	54.032								
2	15:03:05.943	<b>1:02.652</b>	<b>18.611</b>	<b>22.979</b>	<b>21.062</b>	<b>102.142</b>	<b>88.884</b>								
<b>(27) Paul WILSON</b>															
1	14:57:25.781	<b>1:16.666</b>	30.612	24.317	21.737	22.031	70.417								
2	14:58:28.473	<b>1:02.692</b>	<b>18.673</b>	<b>22.512</b>	<b>21.507</b>	102.298	<b>86.590</b>								
<b>(54) Steven McNAB</b>															
1	14:58:01.469	<b>1:21.297</b>	25.858	33.696	21.743	39.452	51.227								
2	14:59:04.393	<b>1:02.924</b>	<b>18.540</b>	<b>22.928</b>	<b>21.456</b>	103.402	<b>88.649</b>								
<b>(48) Robert JOBSON</b>															
1	14:57:42.519	<b>1:16.468</b>	27.931	26.623	21.914	27.302	72.392								
2	14:58:45.586	<b>1:03.067</b>	<b>18.391</b>	<b>23.201</b>	<b>21.475</b>	<b>102.768</b>	<b>87.722</b>								
<b>(31) Mike DUNLEVY</b>															
1	14:57:10.286	<b>1:17.810</b>	31.387	24.371	22.052	28.569	65.216								
2	14:58:13.929	<b>1:03.643</b>	<b>18.625</b>	<b>23.275</b>	<b>21.743</b>	101.371	<b>86.257</b>								
<b>(41) Neil METHVEN</b>															
1	14:53:41.614	<b>1:22.677</b>	28.671	31.616	22.390	34.485	51.621								
2	14:54:45.772	<b>1:04.158</b>	<b>18.727</b>	<b>23.481</b>	<b>21.950</b>	101.066	<b>86.814</b>								
<b>(38) Chris HISLOP</b>															
1	14:53:25.057	<b>1:18.494</b>	26.906	29.576	22.012	33.537	58.253								
2	14:54:29.370	<b>1:04.313</b>	<b>18.688</b>	<b>23.886</b>	<b>21.739</b>	100.460	<b>85.706</b>								
<b>(22) Jordan IRVINE</b>															
1	14:53:10.398	<b>1:16.133</b>	26.010	27.976	22.147	29.932	61.285								
2	14:54:15.535	<b>1:05.137</b>	19.407	<b>23.790</b>	<b>21.940</b>	98.688	<b>84.200</b>								
<b>(50) Gavin EDGAR</b>															
1	14:49:39.264	<b>1:17.844</b>	23.838	29.473	24.533	39.107	74.564								
2	14:50:44.504	<b>1:05.240</b>	<b>18.786</b>	<b>24.473</b>	<b>21.981</b>	98.543	<b>85.596</b>								
<b>(59) Simon McWILLIAM</b>															
1	14:49:46.261	<b>1:13.916</b>	24.455	26.314	23.147	39.359	77.135								
2	14:50:52.128	<b>1:05.867</b>	<b>18.736</b>	<b>24.218</b>	<b>22.913</b>	<b>99.125</b>	<b>87.153</b>								
<b>(53) Jamie GOUDIE</b>															
1	14:49:28.630	<b>1:17.745</b>	27.018	27.052	23.675	31.184	75.064								
2	14:50:36.695	<b>1:08.065</b>	<b>20.353</b>	<b>24.665</b>	<b>23.047</b>	<b>88.767</b>	<b>77.581</b>								
<b>(132) Suzanne BUIST</b>															
1	14:49:17.446	<b>1:17.945</b>	25.387	28.296	24.262	34.681	73.745								
2	14:50:26.302	<b>1:08.856</b>	<b>20.079</b>	<b>26.002</b>	<b>22.775</b>	102.611	<b>81.839</b>								
<b>(23) Andrew COWIE</b>															
1	14:53:52.247	<b>1:19.399</b>	27.319	29.821	<b>22.259</b>	32.217	65.792								
2	14:55:01.168	<b>1:08.921</b>	<b>19.152</b>	<b>23.154</b>	26.615	<b>104.043</b>	<b>88.532</b>								

Clerk of the Course.

Sig : Time :  
 Chief Timekeeper : Ian Sharp (SMART Timing)

Results available at [www.mylaps.com](http://www.mylaps.com) and [www.smart-timing.co.uk](http://www.smart-timing.co.uk)

Printed: 23/05/2016 18:52:21

Orbits



**Super Lap Scotland - Round 2 AC**

Sorted on best lap time

Super Lap Scotland Knockhill 1.267 miles  
 Final - Group 2 21/05/2016 15:35  
 Practice started at 15:06:33

Pos	No.	Name	Make/Model	Class Code	Laps	Best Tm	Diff	Best Speed	2nd Best
1	25	Alastair MOWAT	BMW E46 M3	SLS-E	2	59.194		77.049	1:24.019
2	5	Paul TOMLINSON	Subaru Impreza	SLS-D	2	59.921	0.727	76.114	1:11.793
3	15	Matt COLLINS	Porsche Cayman	SLS-E	2	1:00.745	1.551	75.082	1:29.945
4	33	Paul MARTIN	Mitsubishi Evo 8 MR	SLS-D	2	1:01.944	2.750	73.628	1:19.637
5	43	Stuart BUCHAN	Renault Clio 172 Cup	SLS-E	2	1:02.279	3.085	73.232	1:22.432
6	64	Andrew CAMERON	Porsche 911 Carrera	SLS-E	2	1:02.643	3.449	72.807	1:12.381
7	83	Fraser JAMIESON	Renault Clio 172 Ph1	SLS-E	2	1:03.039	3.845	72.349	1:26.283
8	26	Kevin KENSETT	Peugeot 106	SLS-E	2	1:03.162	3.968	72.209	1:39.169
9	116	Craig DILLON	Renault Clio	SLS-E	2	1:04.182	4.988	71.061	1:33.671
10	16	Martin KELMAN	Renault Clio 172 Cup	SLS-E	2	1:04.578	5.384	70.625	1:33.346
11	42	Alex MILNE	Audi TTRS Plus	SLS-D	2	1:07.054	7.860	68.017	1:11.614

Clerk of the Course. Orbits

Sig :                      Time :  
 Chief Timekeeper : Ian Sharp (SMART Timing)  
 Results available at [www.mylaps.com](http://www.mylaps.com) and [www.smart-timing.co.uk](http://www.smart-timing.co.uk)  
 Printed: 23/05/2016 18:53:31



# Super Lap Scotland - Round 2 AC

Super Lap Scotland

Knockhill 1.267 miles

Final - Group 2

21/05/2016 15:35

Practice started at 15:06:33

Lap	Time of Day	Lap Tm	S1	S2	S3	SFSpd	S1Spd	Lap	Time of Day	Lap Tm	S1	S2	S3	SFSpd	S1Spd
<b>(25) Alastair MOWAT</b>															
1	15:17:17.474	<b>1:24.019</b>	26.280	36.681	21.058	35.563	56.346								
2	15:18:16.668	<b>59.194</b>	<b>17.480</b>	<b>21.953</b>	<b>19.761</b>	113.742	<b>96.143</b>								
<b>(5) Paul TOMLINSON</b>															
1	15:16:31.138	<b>1:11.793</b>	22.262	28.975	20.556	42.554	84.095								
2	15:17:31.059	<b>59.921</b>	<b>17.527</b>	<b>22.223</b>	<b>20.171</b>	<b>116.506</b>	<b>99.125</b>								
<b>(15) Matt COLLINS</b>															
1	15:17:05.033	<b>1:29.945</b>	30.555	38.135	21.255	34.047	57.113								
2	15:18:05.778	<b>1:00.745</b>	<b>18.034</b>	<b>22.452</b>	<b>20.259</b>	<b>116.103</b>	<b>93.465</b>								
<b>(33) Paul MARTIN</b>															
1	15:12:58.169	<b>1:19.637</b>	24.766	33.171	21.700	35.394	71.696								
2	15:14:00.113	<b>1:01.944</b>	<b>17.291</b>	<b>23.926</b>	<b>20.727</b>	<b>113.935</b>	<b>96.419</b>								
<b>(43) Stuart BUCHAN</b>															
1	15:12:40.039	<b>1:22.432</b>	29.691	30.421	22.320	45.160	49.308								
2	15:13:42.318	<b>1:02.279</b>	<b>18.238</b>	<b>22.789</b>	<b>21.252</b>	104.856	<b>90.686</b>								
<b>(64) Andrew CAMERON</b>															
1	15:13:02.406	<b>1:12.381</b>	21.397	28.855	22.129	39.016	89.716								
2	15:14:05.049	<b>1:02.643</b>	<b>18.759</b>	<b>23.103</b>	<b>20.781</b>	<b>113.166</b>	<b>94.785</b>								
<b>(83) Fraser JAMIESON</b>															
1	15:12:53.005	<b>1:26.283</b>	26.949	36.547	22.787	39.779	46.797								
2	15:13:56.044	<b>1:03.039</b>	<b>18.200</b>	<b>23.286</b>	<b>21.553</b>	101.218	<b>88.068</b>								
<b>(26) Kevin KENSETT</b>															
1	15:08:52.954	<b>1:39.169</b>	35.902	40.019	23.248	21.406	69.326								
2	15:09:56.116	<b>1:03.162</b>	<b>18.721</b>	<b>23.198</b>	<b>21.243</b>	101.066	<b>88.649</b>								
<b>(116) Craig DILLON</b>															
1	15:09:02.437	<b>1:33.671</b>	30.511	40.249	22.911	31.286	67.717								
2	15:10:06.619	<b>1:04.182</b>	<b>18.572</b>	<b>23.125</b>	<b>22.485</b>	103.721	<b>90.809</b>								
<b>(16) Martin KELMAN</b>															
1	15:08:34.439	<b>1:33.346</b>	34.015	35.020	24.311	25.960	49.344								
2	15:09:39.017	<b>1:04.578</b>	<b>18.903</b>	<b>23.505</b>	<b>22.170</b>	<b>101.371</b>	<b>87.837</b>								
<b>(42) Alex MILNE</b>															
1	15:07:58.438	<b>1:11.614</b>	22.907	26.125	22.582	38.108	84.732								
2	15:09:05.492	<b>1:07.054</b>	<b>18.601</b>	<b>26.059</b>	<b>22.394</b>	<b>107.030</b>	<b>93.726</b>								

Clerk of the Course.

Orbits

Sig :                      Time :  
 Chief Timekeeper : Ian Sharp (SMART Timing)  
 Results available at [www.mylaps.com](http://www.mylaps.com) and [www.smart-timing.co.uk](http://www.smart-timing.co.uk)



**Super Lap Scotland - Round 2 AC**
**Sorted on best lap time**

Super Lap Scotland

Knockhill 1.267 miles

Final - Group 3

21/05/2016 15:55

Practice started at 15:21:57

Pos	No.	Name	Make/Model	Class Code	Laps	Best Tm	Diff	Best Speed	2nd Best
1	131	Keith COWIE	Seat Leon Supercopa	SLS-D	2	57.352		79.524	1:20.882
2	100	Paul TOUGH	BMW M3	SLS-D	2	57.875	0.523	78.805	1:22.826
3	78	David RYBOWSKI	Subaru Impreza WRX	SLS-D	2	58.119	0.767	78.474	1:24.847
4	44	Steven JEFFERIES	Mitsubishi Evo VI	SLS-D	2	58.818	1.466	77.542	1:18.387
5	35	Stephen HENDERSON	Sylva Riot	SLS-D	2	58.845	1.493	77.506	1:11.782
6	76	Robbie WYPER	Mitsubishi Evo 8	SLS-C	2	59.328	1.976	76.875	1:15.479
7	63	Martyn HENRY	Vauxhall Astra VXR	SLS-C	2	59.562	2.210	76.573	1:23.694
8	69	Adrian MILNE	Mitsubishi Evo VIII GSR	SLS-D	2	1:00.685	3.333	75.156	1:12.308
9	66	Marten BONNER	Fiat Abarth 500	SLS-D	2	1:02.019	4.667	73.539	1:21.591
10	89	Steven EYRE	Subaru Impreza STi	SLS-C	2	1:02.153	4.801	73.381	1:22.970
11	45	Euan BEGBIE	Volkswagon Golf	SLS-D	2	1:02.347	4.995	73.153	1:22.397
12	103	Stuart ROBERTSON	Renault Clio	SLS-D	2	1:02.356	5.004	73.142	1:32.475

Clerk of the Course.

Orbits

Sig : Time :

Chief Timekeeper : Ian Sharp (SMART Timing)

 Results available at [www.mylaps.com](http://www.mylaps.com) and [www.smart-timing.co.uk](http://www.smart-timing.co.uk)

Printed: 23/05/2016 18:55:52



# Super Lap Scotland - Round 2 AC

Super Lap Scotland

Knockhill 1.267 miles

Final - Group 3

21/05/2016 15:55

Practice started at 15:21:57

Lap	Time of Day	Lap Tm	S1	S2	S3	SFSpd	S1Spd	Lap	Time of Day	Lap Tm	S1	S2	S3	SFSpd	S1Spd
<b>(131) Keith COWIE</b>															
1	15:32:55.948	<b>1:20.882</b>	28.948	31.327	20.607	33.927	55.461								
2	15:33:53.300	<b>57.352</b>	<b>16.513</b>	<b>21.801</b>	<b>19.038</b>	111.290	<b>101.987</b>								
<b>(100) Paul TOUGH</b>															
1	15:32:40.136	<b>1:22.826</b>	30.322	32.270	20.234	34.934	54.294								
2	15:33:38.011	<b>57.675</b>	<b>16.764</b>	<b>21.437</b>	<b>19.674</b>	113.742	<b>101.371</b>								
<b>(78) David RYBOWSKI</b>															
1	15:32:28.623	<b>1:24.847</b>	28.138	<b>35.407</b>	<b>21.302</b>	33.859	47.359								
2	15:33:26.742	<b>58.119</b>	<b>16.857</b>			<b>116.709</b>									
<b>(44) Steven JEFFERIES</b>															
1	15:28:32.193	<b>1:18.387</b>	25.297	31.709	21.381	36.216	60.025								
2	15:29:31.011	<b>58.818</b>	<b>16.774</b>	<b>22.508</b>	<b>19.536</b>	<b>120.480</b>	<b>102.298</b>								
<b>(35) Stephen HENDERSON</b>															
1	15:27:35.598	<b>1:11.782</b>	25.161	26.443	20.178	42.990	57.554								
2	15:28:34.443	<b>58.845</b>	<b>17.457</b>	<b>21.708</b>	<b>19.680</b>	104.204	<b>94.518</b>								
<b>(76) Robbie WYPER</b>															
1	15:32:04.054	<b>1:15.479</b>	25.127	28.130	22.222	30.462	71.089								
2	15:33:03.382	<b>59.328</b>	<b>16.824</b>	<b>22.654</b>	<b>19.850</b>	<b>122.459</b>	<b>104.366</b>								
<b>(63) Martyn HENRY</b>															
1	15:28:18.931	<b>1:23.694</b>	27.762	35.536	20.396	35.983									
2	15:29:18.493	<b>59.562</b>	<b>17.289</b>	<b>22.417</b>	<b>19.856</b>	<b>119.409</b>									
<b>(69) Adrian MILNE</b>															
1	15:27:50.121	<b>1:12.308</b>	24.282	27.766	<b>20.260</b>	39.382	74.481								
2	15:28:50.806	<b>1:00.685</b>	<b>17.025</b>	<b>23.184</b>	20.476	<b>118.565</b>	<b>100.762</b>								
<b>(66) Marten BONNER</b>															
1	15:24:10.040	<b>1:21.591</b>	27.164	32.150	22.277	35.848	57.308								
2	15:25:12.059	<b>1:02.019</b>	<b>18.146</b>	<b>23.200</b>	<b>20.673</b>	<b>104.043</b>	<b>92.308</b>								
<b>(89) Steven EYRE</b>															
1	15:23:57.969	<b>1:22.970</b>	22.787	36.934	23.249	40.969	75.064								
2	15:25:00.122	<b>1:02.153</b>	<b>17.797</b>	<b>23.793</b>	<b>20.563</b>	<b>119.835</b>	<b>102.768</b>								
<b>(45) Euan BEGBIE</b>															
1	15:23:33.856	<b>1:22.397</b>	28.914			36.412									
2	15:24:36.203	<b>1:02.347</b>	<b>18.271</b>			<b>111.105</b>	<b>93.205</b>								
<b>(103) Stuart ROBERTSON</b>															
1	15:23:54.161	<b>1:32.475</b>	28.279	37.051	27.145	32.577	51.345								
2	15:24:56.517	<b>1:02.356</b>	<b>17.848</b>	<b>23.258</b>	<b>21.250</b>	102.926	<b>95.323</b>								

Clerk of the Course.

Orbits

Sig :                      Time :  
 Chief Timekeeper : Ian Sharp (SMART Timing)  
 Results available at [www.mylaps.com](http://www.mylaps.com) and [www.smart-timing.co.uk](http://www.smart-timing.co.uk)



**Super Lap Scotland - Round 2 AC**

Sorted on best lap time

Super Lap Scotland Knockhill 1.267 miles  
 Final - Group 4 - AMENDED RESULT 21/05/2016 16:15  
 Practice started at 15:38:04

Pos	No.	Name	Make/Model	Class Code	Laps	Best Tm	Diff	Best Speed	2nd Best
1	62	Paul RANKIN	Subaru Impreza RB320	SLS-P	2	53.038		85.992	1:08.469
2	79	Eric HOLMES	Mitsubishi Evo	SLS-P	2	54.485	1.447	83.708	1:08.045
3	32	John STEVENSON	Subaru Impreza	SLS-A	2	55.344	2.306	82.409	1:04.675
4	80	Andrew BARBOUR	Mitsubishi Evo IX GT	SLS-P	2	55.387	2.349	82.345	1:13.406
5	34	Blair McCONACHIE	Caterham Superlight R	SLS-C	2	56.109	3.071	81.285	1:03.752
6	95	Wayne SUTHERLAND	Mitsubishi Evo 6	SLS-B	2	56.219	3.181	81.126	1:10.465
7	55	Fiona KINDNESS	Subaru Impreza STi Type R	SLS-B	2	56.548	3.510	80.654	1:17.874
8	65	Sam ELASSAR	McLaren 650S	SLS-A	2	56.702	3.664	80.435	1:02.025
9	7	David LONG	Caterham R400	SLS-B	2	56.722	3.684	80.407	1:26.566
10	20	Hamish GORDON	Ultima GTR	SLS-P	2	57.259	4.221	79.653	1:12.468
11	86	Clark SUTHERLAND	Honda S2000	SLS-P	2	58.148	5.110	78.435	1:00.225
12	46	George RIGBY	Subaru Impreza Spec-C	SLS-C	2	58.587	5.549	77.847	1:25.100
13	2	Steven DARLEY	Subaru Legacy GL	SLS-P	2	59.183	6.145	77.063	1:06.217

**Announcements**

16:07 AMENDED RESULT - Car No.20 Re-classified.

Clerk of the Course. Orbits

Sig : Time :  
 Chief Timekeeper : Ian Sharp (SMART Timing)  
 Results available at [www.mylaps.com](http://www.mylaps.com) and [www.smart-timing.co.uk](http://www.smart-timing.co.uk)





# Super Lap Scotland - Round 2 AC

Super Lap Scotland

Knockhill 1.267 miles

Final - Group 4 - AMENDED RESULT

21/05/2016 16:15

Practice started at 15:38:04

Lap	Time of Day	Lap Tm	S1	S2	S3	SFSpd	S1Spd	Lap	Time of Day	Lap Tm	S1	S2	S3	SFSpd	S1Spd
<b>(62) Paul RANKIN</b>															
1	15:51:13.261	<b>1:08.469</b>	20.005	29.773	18.691	53.218	125.670								
2	15:52:06.299	<b>53.038</b>	15.312	20.259	17.467	144.941	129.551								
<b>(79) Eric HOLMES</b>															
1	15:51:00.220	<b>1:08.045</b>	24.434	25.338	18.273	42.312	78.488								
2	15:51:54.705	<b>54.485</b>	15.887	20.378	18.220	135.845	122.236								
<b>(32) John STEVENSON</b>															
1	15:50:42.004	<b>1:04.675</b>	21.174	24.468	19.033	36.611	95.731								
2	15:51:37.348	<b>55.344</b>	15.612	21.532	18.200	130.814	122.014								
<b>(80) Andrew BARBOUR</b>															
1	15:43:03.408	<b>1:13.406</b>	26.779			36.138	65.727								
2	15:43:58.795	<b>55.387</b>	16.063			142.177	122.459								
<b>(34) Blair McCONACHIE</b>															
1	15:39:16.424	<b>1:03.752</b>	22.357	21.948	19.447	44.858	83.571								
2	15:40:12.533	<b>56.109</b>	16.341	20.739	19.029	113.549	103.882								
<b>(95) Wayne SUTHERLAND</b>															
1	15:47:04.428	<b>1:10.465</b>	22.553			44.798									
2	15:48:00.647	<b>56.219</b>	16.216	21.145	18.858	131.842	109.832								
<b>(55) Fiona KINDNESS</b>															
1	15:47:25.352	<b>1:17.874</b>	26.227	30.953	20.694	38.723	51.781								
2	15:48:21.900	<b>56.548</b>	16.561	21.604	18.383	126.618	106.859								
<b>(65) Sam ELASSAR</b>															
1	15:39:25.644	<b>1:02.025</b>	18.571	23.805	19.649	51.781	104.366								
2	15:40:22.346	<b>56.702</b>	15.949	22.107	18.646	138.366	112.220								
<b>(7) David LONG</b>															
1	15:43:32.256	<b>1:26.566</b>	31.226	34.895	20.445	37.871	47.560								
2	15:44:28.978	<b>56.722</b>	16.063	21.548	19.111	124.273	111.660								
<b>(20) Hamish GORDON</b>															
1	15:43:35.763	<b>1:12.468</b>	23.718			34.291	97.117								
2	15:44:33.022	<b>57.259</b>	16.705			122.908	109.653								
<b>(86) Clark SUTHERLAND</b>															
1	15:39:33.241	<b>1:00.225</b>	18.660	22.453	19.112	51.502	106.015								
2	15:40:31.389	<b>58.148</b>	17.280	22.162	18.706	130.814	113.742								
<b>(46) George RIGBY</b>															
1	15:47:49.036	<b>1:25.100</b>	29.949	35.351	19.800	36.373	52.305								
2	15:48:47.623	<b>58.587</b>	16.089	23.390	19.108	128.068	110.739								
<b>(2) Steven DARLEY</b>															
1	15:39:49.165	<b>1:06.217</b>	21.539	25.310	19.368	42.153	86.368								
2	15:40:48.348	<b>59.183</b>	16.810	21.899	20.474	130.306	105.515								

Clerk of the Course.

Orbits

Sig :                      Time :  
 Chief Timekeeper : Ian Sharp (SMART Timing)  
 Results available at [www.mylaps.com](http://www.mylaps.com) and [www.smart-timing.co.uk](http://www.smart-timing.co.uk)



## Super Lap Scotland - Round 2 AC

Super Lap Scotland

Knockhill 1.267 miles

Final - Overall

Pos	No.	Name	Make/Model	Class Code	Overall BestTm
1	62	Paul RANKIN	Subaru Impreza RB320	SLS-P	53.038
2	79	Eric HOLMES	Mitsubishi Evo	SLS-P	54.485
3	32	John STEVENSON	Subaru Impreza	SLS-A	55.344
4	80	Andrew BARBOUR	Mitsubishi Evo IX GT	SLS-P	55.387
5	34	Blair McCONACHIE	Caterham Superlight R	SLS-C	56.109
6	95	Wayne SUTHERLAND	Mitsubishi Evo 6	SLS-B	56.219
7	55	Fiona KINDNESS	Subaru Impreza STi Type R	SLS-B	56.548
8	65	Sam ELASSAR	McLaren 650S	SLS-A	56.702
9	7	David LONG	Caterham R400	SLS-B	56.722
10	20	Hamish GORDON	Ultima GTR	SLS-P	57.259
11	131	Keith COWIE	Seat Leon Supercopa	SLS-D	57.352
12	100	Paul TOUGH	BMW M3	SLS-D	57.875
13	78	David RYBOWSKI	Subaru Impreza WRX	SLS-D	58.119
14	86	Clark SUTHERLAND	Honda S2000	SLS-P	58.148
15	46	George RIGBY	Subaru Impreza Spec-C	SLS-C	58.587
16	44	Steven JEFFERIES	Mitsubishi Evo VI	SLS-D	58.818
17	35	Stephen HENDERSON	Sylva Riot	SLS-D	58.845
18	2	Steven DARLEY	Subaru Legacy GL	SLS-P	59.183
19	25	Alastair MOWAT	BMW E46 M3	SLS-E	59.194
20	76	Robbie WYPER	Mitsubishi Evo 8	SLS-C	59.328
21	63	Martyn HENRY	Vauxhall Astra VXR	SLS-C	59.562
22	5	Paul TOMLINSON	Subaru Impreza	SLS-D	59.921
23	69	Adrian MILNE	Mitsubishi Evo VIII GSR	SLS-D	1:00.685
24	15	Matt COLLINS	Porsche Cayman	SLS-E	1:00.745
25	81	Ian PITMAN	Subaru Impreza	SLS-F	1:01.710
26	93	Allister PHILLIPS	Honda Prelude Si VTEC	SLS-F	1:01.785
27	33	Paul MARTIN	Mitsubishi Evo 8 MR	SLS-D	1:01.944
28	67	Marshall WISHART	Mazda RX8	SLS-F	1:01.945
29	66	Marten BONNER	Fiat Abarth 500	SLS-D	1:02.019
30	89	Steven EYRE	Subaru Impreza STi	SLS-C	1:02.153
31	43	Stuart BUCHAN	Renault Clio 172 Cup	SLS-E	1:02.279
32	45	Euan BEGBIE	Volkswagon Golf	SLS-D	1:02.347
33	103	Stuart ROBERTSON	Renault Clio	SLS-D	1:02.356
34	64	Andrew CAMERON	Porsche 911 Carrera	SLS-E	1:02.643
35	21	Scott ROBSON	Lotus Elise	SLS-F	1:02.652
36	27	Paul WILSON	Renault Clio Cup	SLS-F	1:02.692
37	54	Steven McNAB	Renault Clio	SLS-F	1:02.924
38	83	Fraser JAMIESON	Renault Clio 172 Ph1	SLS-E	1:03.039
39	48	Robert JOBSON	Audi A3 3.2	SLS-F	1:03.067
40	26	Kevin KENSETT	Peugeot 106	SLS-E	1:03.162
41	31	Mike DUNLEVY	Renault Clio RS	SLS-F	1:03.643
42	41	Neil METHVEN	Renault Clio 182	SLS-F	1:04.158
43	116	Craig DILLON	Renault Clio	SLS-E	1:04.182
44	38	Chris HISLOP	Renault Clio 197	SLS-F	1:04.313
45	16	Martin KELMAN	Renault Clio 172 Cup	SLS-E	1:04.578

Clerk of the Course.

Sig : Time :

Chief Timekeeper : Ian Sharp (SMART Timing)

Results available at [www.mylaps.com](http://www.mylaps.com) and [www.smart-timing.co.uk](http://www.smart-timing.co.uk)

Printed: 23/05/2016 19:21:26

Orbits





# Super Lap Scotland - Round 2 AC

Super Lap Scotland Knockhill 1.267 miles

Final - Overall

Pos	No.	Name	Make/Model	Class Code	Overall BestTm
46	22	Jordan IRVINE	Renault Clio 182	SLS-F	1:05.137
47	50	Gavin EDGAR	Renault Clio Williams	SLS-F	1:05.240
48	59	Simon McWILLIAM	Renault Clio 172 Cup	SLS-F	1:05.867
49	42	Alex MILNE	Audi TTRS Plus	SLS-D	1:07.054
50	53	Jamie GOUDIE	Mazda MX5	SLS-F	1:08.065
51	132	Suzanne BUIST	Mini Cooper S	SLS-F	1:08.856
52	23	Andrew COWIE	Subaru Impreza	SLS-F	1:08.921

Clerk of the Course. Orbits

Sig :                      Time :

Chief Timekeeper : Ian Sharp (SMART Timing)

Results available at [www.mylaps.com](http://www.mylaps.com) and [www.smart-timing.co.uk](http://www.smart-timing.co.uk)



## Super Lap Scotland - Round 2 AC

Super Lap Scotland

Knockhill 1.267 miles

Final - Overall

Pos	No.	Name	Make/Model	Class Code	Overall BestTm
<b>Super Lap Scotland (A)</b>					
1	32	John STEVENSON	Subaru Impreza	SLS-A	55.344
2	65	Sam ELASSAR	McLaren 650S	SLS-A	56.702
<b>Super Lap Scotland (B)</b>					
1	95	Wayne SUTHERLAND	Mitsubishi Evo 6	SLS-B	56.219
2	55	Fiona KINDNESS	Subaru Impreza STi Type R	SLS-B	56.548
3	7	David LONG	Caterham R400	SLS-B	56.722
<b>Super Lap Scotland (C)</b>					
1	34	Blair McCONACHIE	Caterham Superlight R	SLS-C	56.109
2	46	George RIGBY	Subaru Impreza Spec-C	SLS-C	58.587
3	76	Robbie WYPER	Mitsubishi Evo 8	SLS-C	59.328
4	63	Martyn HENRY	Vauxhall Astra VXR	SLS-C	59.562
5	89	Steven EYRE	Subaru Impreza STi	SLS-C	1:02.153
<b>Super Lap Scotland (D)</b>					
1	131	Keith COWIE	Seat Leon Supercopa	SLS-D	57.352
2	100	Paul TOUGH	BMW M3	SLS-D	57.875
3	78	David RYBOWSKI	Subaru Impreza WRX	SLS-D	58.119
4	44	Steven JEFFERIES	Mitsubishi Evo VI	SLS-D	58.818
5	35	Stephen HENDERSON	Sylva Riot	SLS-D	58.845
6	5	Paul TOMLINSON	Subaru Impreza	SLS-D	59.921
7	69	Adrian MILNE	Mitsubishi Evo VIII GSR	SLS-D	1:00.685
8	33	Paul MARTIN	Mitsubishi Evo 8 MR	SLS-D	1:01.944
9	66	Marten BONNER	Fiat Abarth 500	SLS-D	1:02.019
10	45	Euan BEGBIE	Volkswagon Golf	SLS-D	1:02.347
11	103	Stuart ROBERTSON	Renault Clio	SLS-D	1:02.356
12	42	Alex MILNE	Audi TTRS Plus	SLS-D	1:07.054
<b>Super Lap Scotland (E)</b>					
1	25	Alastair MOWAT	BMW E46 M3	SLS-E	59.194
2	15	Matt COLLINS	Porsche Cayman	SLS-E	1:00.745
3	43	Stuart BUCHAN	Renault Clio 172 Cup	SLS-E	1:02.279
4	64	Andrew CAMERON	Porsche 911 Carrera	SLS-E	1:02.643
5	83	Fraser JAMIESON	Renault Clio 172 Ph1	SLS-E	1:03.039
6	26	Kevin KENSETT	Peugeot 106	SLS-E	1:03.162
7	116	Craig DILLON	Renault Clio	SLS-E	1:04.182
8	16	Martin KELMAN	Renault Clio 172 Cup	SLS-E	1:04.578
<b>Super Lap Scotland (F)</b>					
1	81	Ian PITMAN	Subaru Impreza	SLS-F	1:01.710
2	93	Allister PHILLIPS	Honda Prelude Si VTEC	SLS-F	1:01.785
3	67	Marshall WISHART	Mazda RX8	SLS-F	1:01.945

Clerk of the Course.

Sig : Time :

Chief Timekeeper : Ian Sharp (SMART Timing)

Results available at [www.mylaps.com](http://www.mylaps.com) and [www.smart-timing.co.uk](http://www.smart-timing.co.uk)

Printed: 23/05/2016 19:23:51

Orbits



## Super Lap Scotland - Round 2 AC

Super Lap Scotland Knockhill 1.267 miles

Final - Overall 

Pos	No.	Name	Make/Model	Class Code	Overall BestTm
4	21	Scott ROBSON	Lotus Elise	SLS-F	1:02.652
5	27	Paul WILSON	Renault Clio Cup	SLS-F	1:02.692
6	54	Steven McNAB	Renault Clio	SLS-F	1:02.924
7	48	Robert JOBSON	Audi A3 3.2	SLS-F	1:03.067
8	31	Mike DUNLEVY	Renault Clio RS	SLS-F	1:03.643
9	41	Neil METHVEN	Renault Clio 182	SLS-F	1:04.158
10	38	Chris HISLOP	Renault Clio 197	SLS-F	1:04.313
11	22	Jordan IRVINE	Renault Clio 182	SLS-F	1:05.137
12	50	Gavin EDGAR	Renault Clio Williams	SLS-F	1:05.240
13	59	Simon McWILLIAM	Renault Clio 172 Cup	SLS-F	1:05.867
14	53	Jamie GOUDIE	Mazda MX5	SLS-F	1:08.065
15	132	Suzanne BUIST	Mini Cooper S	SLS-F	1:08.856
16	23	Andrew COWIE	Subaru Impreza	SLS-F	1:08.921

**Super Lap Scotland (Pro)**

Pos	No.	Name	Make/Model	Class Code	Overall BestTm
1	62	Paul RANKIN	Subaru Impreza RB320	SLS-P	53.038
2	79	Eric HOLMES	Mitsubishi Evo	SLS-P	54.485
3	80	Andrew BARBOUR	Mitsubishi Evo IX GT	SLS-P	55.387
4	20	Hamish GORDON	Ultima GTR	SLS-P	57.259
5	86	Clark SUTHERLAND	Honda S2000	SLS-P	58.148
6	2	Steven DARLEY	Subaru Legacy GL	SLS-P	59.183

Clerk of the Course. Orbits

Sig :                      Time :  
 Chief Timekeeper : Ian Sharp (SMART Timing)  
 Results available at [www.mylaps.com](http://www.mylaps.com) and [www.smart-timing.co.uk](http://www.smart-timing.co.uk)

