

Knockhill

22nd May 2016

Clockwise



S.M.A.R.T.

Scottish Motorsports Automatic Race Timing

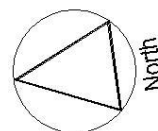
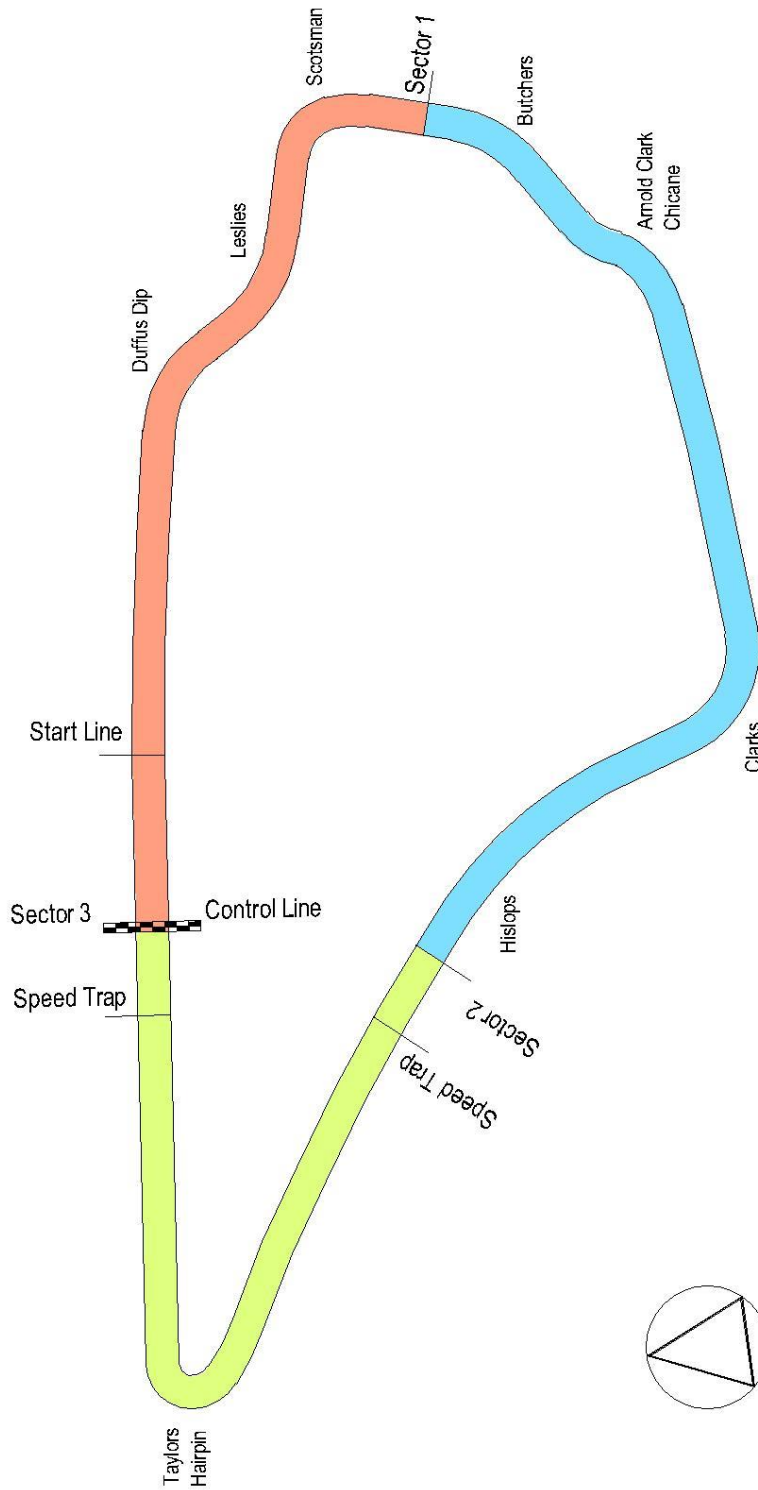

Ravenslea, Melrose Road, Galashiels, TD1 2AT

Telephone : 01896 – 752447

Scottish Motorsports Automatic Race Timing

Circuit layout

Knockhill – Clockwise



Length
Sector 1 0.433 Mile
Sector 2 0.503 Mile
Sector 3 0.334 Mile



Super Lap Scotland - Round 3

Sorted on best lap time

Super Lap Scotland

Knockhill 1.267 miles

Warm Up - Group 1

22/05/2016 09:15

Practice started at 9:21:35

Pos	No.	Name	Make/Model	Class Code	Laps	Best Tm	In Lap Diff	Best Speed	2nd Best	
1	21	Scott ROBSON	Lotus Elise	SLS-F	11	1:02.365	11	73.131	1:04.134	
2	27	Paul WILSON	Renault Clio Cup	SLS-F	9	1:02.392	8	0.027	73.100	1:02.451
3	48	Robert JOBSON	Audi A3 3.2	SLS-F	7	1:02.647	4	0.282	72.802	1:05.036
4	54	Steven McNAB	Renault Clio	SLS-F	11	1:02.957	6	0.592	72.444	1:03.094
5	22	Jordan IRVINE	Renault Clio 182	SLS-F	14	1:03.139	9	0.774	72.235	1:03.227
6	41	Neil METHVEN	Renault Clio 182	SLS-F	4	1:03.530	3	1.165	71.790	1:04.871
7	31	Mike DUNLEVY	Renault Clio RS	SLS-F	13	1:03.787	12	1.422	71.501	1:03.854
8	50	Gavin EDGAR	Renault Clio Williams	SLS-F	10	1:04.696	6	2.331	70.496	1:04.890
9	38	Chris HISLOP	Renault Clio 197	SLS-F	13	1:04.829	7	2.464	70.352	1:05.282
10	53	Jamie GOUDIE	Mazda MX5	SLS-F	11	1:06.290	5	3.925	68.801	1:06.524
11	67	Marshall WISHART	Mazda RX8	SLS-F	9	1:06.419	5	4.054	68.668	1:07.533
12	59	Simon McWILLIAM	Renault Clio 172 Cup	SLS-F	5	1:06.957	3	4.592	68.116	1:08.048
13	132	Suzanne BUIST	Mini Cooper S	SLS-F	7	1:16.048	6	13.683	59.973	1:17.054
14	81	Ian PITMAN	Subaru Impreza	SLS-F	6	2:11.870	4	:09.505	34.586	2:23.366
15	23	Andrew COWIE	Subaru Impreza	SLS-F	4	2:25.657	2	:23.292	31.312	

Margin of Victory	Avg. Speed	Best Lap Tm	Best Speed	Best Lap by
1 Lap	69.272	1:02.365	73.131	21 - Scott ROBSON

Clerk of the Course.

Orbits

Sig : Time :
Chief Timekeeper : Ian Sharp (SMART Timing)

Results available at www.mylaps.com and www.smart-timing.co.uk





Super Lap Scotland - Round 3

Super Lap Scotland Knockhill 1.267 miles
 Warm Up - Group 1 22/05/2016 09:15
 Practice started at 9:21:35

Lap	Time of Day	Lap Tm	S1	S2	S3	S3Spd	SFSpd	Lap	Time of Day	Lap Tm	S1	S2	S3	S3Spd	SFSpd
6	9:29:53.444	1:16.048	24.768	29.532	21.748	89.120	79.795								
7	9:31:17.062	1:23.618	24.813	30.149	28.656	77.851	29.139								
(81) Ian PITMAN															
1	9:23:48.765			35.790	33.570	53.430	32.912								
2	9:26:12.131	2:23.366	1:25.218	28.812	29.336	56.775	36.099								
3	9:28:48.313	2:36.182	1:38.557	29.386	28.239	64.095	38.858								
4	9:31:00.183	2:11.870	1:16.731	27.342	27.797	69.542	35.394								
5	9:33:42.865	2:42.682	1:50.679	27.153	24.850	67.923	36.631								
6	9:36:53.814	3:10.949	2:24.358	24.326	22.265	85.596	80.081								
(23) Andrew COWIE															
1	9:27:15.511														
2	9:29:41.168	2:25.657													
3	9:30:31.375	50.207													
4	9:31:59.360	1:27.985													

Margin of Victory	Avg. Speed	Best Lap Tm	Best Speed	Best Lap by
1 Lap	69.272	1:02.365	73.131	21 - Scott ROBSON

Clerk of the Course. Orbits

Sig : Time :
 Chief Timekeeper : Ian Sharp (SMART Timing)
 Results available at www.mylaps.com and www.smart-timing.co.uk



Super Lap Scotland - Round 3

Sorted on best lap time

Super Lap Scotland

Knockhill 1.267 miles

Warm Up - Group 2

22/05/2016 09:35

Practice (15:00 Time) started at 9:40:13

Pos	No.	Name	Make/Model	Class Code	Laps	Best Tm	In Lap Diff	Best Speed	2nd Best
1	25	Alastair MOWAT	BMW E46 M3	SLS-E	13	59.813	11	76.252	59.817
2	15	Matt COLLINS	Porsche Cayman	SLS-E	12	1:00.657	10	0.844 75.191	1:00.755
3	33	Paul MARTIN	Mitsubishi Evo 8 MR	SLS-D	10	1:00.921	9	1.108 74.865	1:01.867
4	83	Fraser JAMIESON	Renault Clio 172 Ph1	SLS-E	12	1:01.392	9	1.579 74.290	1:01.471
5	26	Kevin KENSETT	Peugeot 106	SLS-E	12	1:01.429	7	1.616 74.246	1:01.857
6	43	Stuart BUCHAN	Renault Clio 172 Cup	SLS-E	12	1:01.847	7	2.034 73.744	1:02.325
7	64	Andrew CAMERON	Porsche 911 Carrera	SLS-E	6	1:02.065	4	2.252 73.485	1:02.713
8	116	Craig DILLON	Renault Clio	SLS-E	11	1:02.449	6	2.636 73.033	1:02.802
9	5	Paul TOMLINSON	Subaru Impreza	SLS-D	4	1:02.449	3	2.636 73.033	1:04.121
10	75	Jack STRATHDEE	BMW 355D	SLS-D	11	1:02.583	11	2.770 72.877	1:03.068
11	16	Martin KELMAN	Renault Clio 172 Cup	SLS-E	12	1:02.765	11	2.952 72.665	1:02.938
12	42	Alex MILNE	Audi TTRS Plus	SLS-D	9	1:06.056	8	6.243 69.045	1:08.077

Margin of Victory	Avg. Speed	Best Lap Tm	Best Speed	Best Lap by
1 Lap	63.963	59.813	76.252	25 - Alastair MOWAT

Clerk of the Course.

Orbits

Sig : Time :
 Chief Timekeeper : Ian Sharp (SMART Timing)

Results available at www.mylaps.com and www.smart-timing.co.uk

Printed: 23/05/2016 18:58:38



Super Lap Scotland - Round 3
Sorted on best lap time

Super Lap Scotland

Knockhill 1.267 miles

Warm Up - Group 3

22/05/2016 09:55

Practice (15:00 Time) started at 9:57:58

Pos	No.	Name	Make/Model	Class Code	Laps	Best Tm	In Lap Diff	Best Speed	2nd Best
1	100	Paul TOUGH	BMW M3	SLS-D	9	57.902	5	78.768	58.403
2	78	David RYBOWSKI	Subaru Impreza WRX	SLS-D	12	58.538	8	0.636 77.912	58.599
3	131	Keith COWIE	Seat Leon Supercopa	SLS-D	12	59.637	12	1.735 76.477	59.985
4	45	Euan BEGBIE	Volkswagon Golf	SLS-D	9	1:00.152	8	2.250 75.822	1:00.414
5	63	Martyn HENRY	Vauxhall Astra VXR	SLS-C	11	1:00.279	6	2.377 75.662	1:00.491
6	44	Steven JEFFERIES	Mitsubishi Evo VI	SLS-D	7	1:00.474	6	2.572 75.418	1:00.989
7	103	Stuart ROBERTSON	Renault Clio	SLS-D	9	1:00.616	8	2.714 75.242	1:01.632
8	69	Adrian MILNE	Mitsubishi Evo VIII GSR	SLS-D	8	1:00.762	3	2.860 75.061	1:01.348
9	76	Robbie WYPER	Mitsubishi Evo 8	SLS-C	11	1:00.844	9	2.942 74.960	1:01.858
10	66	Marten BONNER	Fiat Abarth 500	SLS-D	14	1:01.993	12	4.091 73.570	1:02.382
11	358	Stavros COSTA	Porsche Carrera 4S	SLS-D	11	1:02.733	9	4.831 72.702	1:04.423
12	84	Paul SHENNAN	Subaru Impreza STi RA	SLS-C	9	1:03.072	6	5.170 72.312	1:03.511
13	89	Steven EYRE	Subaru Impreza STi	SLS-C	9	1:04.027	8	6.125 71.233	1:04.456
14	35	Stephen HENDERSON	Sylva Riot	SLS-D	2	1:22.674	2	24.772 55.167	
15	40	Scott WALKER	Subaru Impreza	SLS-C	2	1:41.612	2	43.710 44.885	

Margin of Victory	Avg. Speed	Best Lap Tm	Best Speed	Best Lap by
2 Laps	68.236	57.902	78.768	100 - Paul TOUGH

Clerk of the Course.

Orbits

 Sig : Time :
 Chief Timekeeper : Ian Sharp (SMART Timing)

 Results available at www.mylaps.com and www.smart-timing.co.uk

Printed: 23/05/2016 19:00:40





Super Lap Scotland - Round 3

Super Lap Scotland Knockhill 1.267 miles
 Warm Up - Group 3 22/05/2016 09:55
 Practice (15:00 Time) started at 9:57:58

Lap	Time of Day	Lap Tm	S1	S2	S3	S3Spd	SFSpd	Lap	Time of Day	Lap Tm	S1	S2	S3	S3Spd	SFSpd
1	9:59:52.085			36.844	25.635	50.839	96.836								
2	10:01:05.769	1:13.684	26.516	26.551	20.617	85.596	98.979								
3	10:02:10.721	1:04.952	21.854	24.290	18.808	105.020	98.688								
4	10:03:15.177	1:04.456	21.608	23.964	18.884	106.015	99.863								
5	10:04:20.889	1:05.712	20.998	23.773	20.941	105.020	70.050								
6	10:05:55.945	1:35.056	28.503	31.068	35.485	70.196	20.796								
7	10:08:36.145	2:40.200	1:53.109	26.684	20.407	85.270	98.254								
8	10:09:40.172	1:04.027	20.503	25.118	18.406	104.366	98.254								
9	10:11:15.412	1:35.240	21.786	36.485	36.969	44.649	21.931								

(35) Stephen HENDERSON

1	9:59:53.421			33.667	24.358	41.968	92.181
2	10:01:16.095	1:22.674	26.113	30.450	26.111	61.285	38.813

(40) Scott WALKER

1	9:59:50.697			36.470	25.520	55.691	89.239
2	10:01:32.309	1:41.612	42.154	29.894	29.564	93.595	24.227

Margin of Victory	Avg. Speed	Best Lap Tm	Best Speed	Best Lap by
2 Laps	68.236	57.902	78.768	100 - Paul TOUGH

Clerk of the Course. Orbits

Sig : Time :
 Chief Timekeeper : Ian Sharp (SMART Timing)
 Results available at www.mylaps.com and www.smart-timing.co.uk
 Printed: 23/05/2016 19:01:04



Super Lap Scotland - Round 3

Sorted on best lap time

Super Lap Scotland

Knockhill 1.267 miles

Warm Up - Group 4

22/05/2016 10:15

Practice (15:00 Time) started at 10:15:34

Pos	No.	Name	Make/Model	Class Code	Laps	Best Tm	In Lap Diff	Best Speed	2nd Best
1	11	Ian DONALDSON	Mitsubishi Evo	SLS-P	7	52.943	4	86.146	53.146
2	34	Blair McCONACHIE	Caterham Superlight R	SLS-C	8	55.756	4	2.813 81.800	55.843
3	20	Hamish GORDON	Ultima GTR	SLS-P	8	56.089	5	3.146 81.314	56.429
4	80	Andrew BARBOUR	Mitsubishi Evo IX GT	SLS-P	8	56.285	6	3.342 81.031	56.799
5	86	Clark SUTHERLAND	Honda S2000	SLS-P	8	56.509	6	3.566 80.710	57.024
6	46	George RIGBY	Subaru Impreza Spec-C	SLS-C	12	56.803	5	3.860 80.292	58.236
7	32	John STEVENSON	Subaru Impreza	SLS-A	10	57.115	7	4.172 79.854	57.117
8	7	David LONG	Caterham R400	SLS-B	14	57.298	12	4.355 79.599	57.709
9	55	Fiona KINDNESS	Subaru Impreza STi Type R	SLS-B	3	57.573	2	4.630 79.218	1:32.219
10	65	Sam ELASSAR	McLaren 650S	SLS-A	9	57.763	8	4.820 78.958	57.773
11	2	Steven DARLEY	Subaru Legacy GL	SLS-P	12	58.711	7	5.768 77.683	58.992
12	29	Archie BAIN	Subaru Impreza Type RA	SLS-A	11	59.087	7	6.144 77.189	59.240
13	51	Colin DORWARD	Mitsubishi Evo 5	SLS-A	3	1:01.604	2	8.661 74.035	1:22.343
14	79	Eric HOLMES	Mitsubishi Evo	SLS-P	3	1:05.817	3	12.874 69.296	1:09.220

Margin of Victory	Avg. Speed	Best Lap Tm	Best Speed	Best Lap by
2 Laps	68.616	52.943	86.146	11 - Ian DONALDSON

Clerk of the Course.

Orbits

Sig : Time :
 Chief Timekeeper : Ian Sharp (SMART Timing)

Results available at www.mylaps.com and www.smart-timing.co.uk

Printed: 23/05/2016 19:01:33



Super Lap Scotland - Round 3

Super Lap Scotland

Knockhill 1.267 miles

Warm Up - Overall

Pos	No.	Name	Make/Model	Class Code	Overall BestTm
1	11	Ian DONALDSON	Mitsubishi Evo	SLS-P	52.943
2	34	Blair McCONACHIE	Caterham Superlight R	SLS-C	55.756
3	20	Hamish GORDON	Ultima GTR	SLS-P	56.089
4	80	Andrew BARBOUR	Mitsubishi Evo IX GT	SLS-P	56.285
5	86	Clark SUTHERLAND	Honda S2000	SLS-P	56.509
6	46	George RIGBY	Subaru Impreza Spec-C	SLS-C	56.803
7	32	John STEVENSON	Subaru Impreza	SLS-A	57.115
8	7	David LONG	Caterham R400	SLS-B	57.298
9	55	Fiona KINDNESS	Subaru Impreza STi Type R	SLS-B	57.573
10	65	Sam ELASSAR	McLaren 650S	SLS-A	57.763
11	100	Paul TOUGH	BMW M3	SLS-D	57.902
12	78	David RYBOWSKI	Subaru Impreza WRX	SLS-D	58.538
13	2	Steven DARLEY	Subaru Legacy GL	SLS-P	58.711
14	29	Archie BAIN	Subaru Impreza Type RA	SLS-A	59.087
15	131	Keith COWIE	Seat Leon Supercopa	SLS-D	59.637
16	25	Alastair MOWAT	BMW E46 M3	SLS-E	59.813
17	45	Euan BEGBIE	Volkswagon Golf	SLS-D	1:00.152
18	63	Martyn HENRY	Vauxhall Astra VXR	SLS-C	1:00.279
19	44	Steven JEFFERIES	Mitsubishi Evo VI	SLS-D	1:00.474
20	103	Stuart ROBERTSON	Renault Clio	SLS-D	1:00.616
21	15	Matt COLLINS	Porsche Cayman	SLS-E	1:00.657
22	69	Adrian MILNE	Mitsubishi Evo VIII GSR	SLS-D	1:00.762
23	76	Robbie WYPER	Mitsubishi Evo 8	SLS-C	1:00.844
24	33	Paul MARTIN	Mitsubishi Evo 8 MR	SLS-D	1:00.921
25	83	Fraser JAMIESON	Renault Clio 172 Ph1	SLS-E	1:01.392
26	26	Kevin KENSETT	Peugeot 106	SLS-E	1:01.429
27	51	Colin DORWARD	Mitsubishi Evo 5	SLS-A	1:01.604
28	43	Stuart BUCHAN	Renault Clio 172 Cup	SLS-E	1:01.847
29	66	Marten BONNER	Fiat Abarth 500	SLS-D	1:01.993
30	64	Andrew CAMERON	Porsche 911 Carrera	SLS-E	1:02.065
31	21	Scott ROBSON	Lotus Elise	SLS-F	1:02.365
32	27	Paul WILSON	Renault Clio Cup	SLS-F	1:02.392
33	116	Craig DILLON	Ford Escort MK2	SLS-E	1:02.449
34	5	Paul TOMLINSON	Subaru Impreza	SLS-D	1:02.449
35	75	Jack STRATHDEE	BMW 355D	SLS-D	1:02.583
36	48	Robert JOBSON	Audi A3 3.2	SLS-F	1:02.647
37	358	Stavros COSTA	Porsche Carrera 4S	SLS-D	1:02.733
38	16	Martin KELMAN	Renault Clio 172 Cup	SLS-E	1:02.765
39	54	Steven McNAB	Renault Clio	SLS-F	1:02.957
40	84	Paul SHENNAN	Subaru Impreza STi RA	SLS-C	1:03.072
41	22	Jordan IRVINE	Renault Clio 182	SLS-F	1:03.139
42	41	Neil METHVEN	Renault Clio 182	SLS-F	1:03.530
43	31	Mike DUNLEVY	Renault Clio RS	SLS-F	1:03.787
44	89	Steven EYRE	Subaru Impreza STi	SLS-C	1:04.027
45	50	Gavin EDGAR	Renault Clio Williams	SLS-F	1:04.696

Clerk of the Course.

Sig : Time :

Chief Timekeeper : Ian Sharp (SMART Timing)

 Results available at www.mylaps.com and www.smart-timing.co.uk

Printed: 23/05/2016 19:32:45

Orbits





Super Lap Scotland - Round 3

Super Lap Scotland Knockhill 1.267 miles

Warm Up - Overall

Pos	No.	Name	Make/Model	Class Code	Overall BestTm
46	38	Chris HISLOP	Renault Clio 197	SLS-F	1:04.829
47	79	Eric HOLMES	Mitsubishi Evo	SLS-P	1:05.817
48	42	Alex MILNE	Audi TTRS Plus	SLS-D	1:06.056
49	53	Jamie GOUDIE	Mazda MX5	SLS-F	1:06.290
50	67	Marshall WISHART	Mazda RX8	SLS-F	1:06.419
51	59	Simon McWILLIAM	Renault Clio 172 Cup	SLS-F	1:06.957
52	132	Suzanne BUIST	Mini Cooper S	SLS-F	1:16.048
53	35	Stephen HENDERSON	Sylva Riot	SLS-D	1:22.674
54	40	Scott WALKER	Subaru Impreza	SLS-C	1:41.612
55	81	Ian PITMAN	Subaru Impreza	SLS-F	2:11.870
56	23	Andrew COWIE	Subaru Impreza	SLS-F	2:25.657

Clerk of the Course. Orbits

Sig : Time :
 Chief Timekeeper : Ian Sharp (SMART Timing)
 Results available at www.mylaps.com and www.smart-timing.co.uk



Super Lap Scotland - Round 3

Super Lap Scotland Knockhill 1.267 miles

Warm Up - Overall

Pos	No.	Name	Make/Model	Class Code	Overall BestTm
-----	-----	------	------------	------------	----------------

Super Lap Scotland (A)

1	32	John STEVENSON	Subaru Impreza	SLS-A	57.115
2	65	Sam ELASSAR	McLaren 650S	SLS-A	57.763
3	29	Archie BAIN	Subaru Impreza Type RA	SLS-A	59.087
4	51	Colin DORWARD	Mitsubishi Evo 5	SLS-A	1:01.604

Super Lap Scotland (B)

1	7	David LONG	Caterham R400	SLS-B	57.298
2	55	Fiona KINDNESS	Subaru Impreza STi Type R	SLS-B	57.573

Super Lap Scotland (C)

1	34	Blair McCONACHIE	Caterham Superlight R	SLS-C	55.756
2	46	George RIGBY	Subaru Impreza Spec-C	SLS-C	56.803
3	63	Martyn HENRY	Vauxhall Astra VXR	SLS-C	1:00.279
4	76	Robbie WYPER	Mitsubishi Evo 8	SLS-C	1:00.844
5	84	Paul SHENNAN	Subaru Impreza STi RA	SLS-C	1:03.072
6	89	Steven EYRE	Subaru Impreza STi	SLS-C	1:04.027
7	40	Scott WALKER	Subaru Impreza	SLS-C	1:41.612

Super Lap Scotland (D)

1	100	Paul TOUGH	BMW M3	SLS-D	57.902
2	78	David RYBOWSKI	Subaru Impreza WRX	SLS-D	58.538
3	131	Keith COWIE	Seat Leon Supercopa	SLS-D	59.637
4	45	Euan BEGBIE	Volkswagon Golf	SLS-D	1:00.152
5	44	Steven JEFFERIES	Mitsubishi Evo VI	SLS-D	1:00.474
6	103	Stuart ROBERTSON	Renault Clio	SLS-D	1:00.616
7	69	Adrian MILNE	Mitsubishi Evo VIII GSR	SLS-D	1:00.762
8	33	Paul MARTIN	Mitsubishi Evo 8 MR	SLS-D	1:00.921
9	66	Marten BONNER	Fiat Abarth 500	SLS-D	1:01.993
10	5	Paul TOMLINSON	Subaru Impreza	SLS-D	1:02.449
11	75	Jack STRATHDEE	BMW 355D	SLS-D	1:02.583
12	358	Stavros COSTA	Porsche Carrera 4S	SLS-D	1:02.733
13	42	Alex MILNE	Audi TTRS Plus	SLS-D	1:06.056
14	35	Stephen HENDERSON	Sylva Riot	SLS-D	1:22.674

Super Lap Scotland (E)

1	25	Alastair MOWAT	BMW E46 M3	SLS-E	59.813
2	15	Matt COLLINS	Porsche Cayman	SLS-E	1:00.657
3	83	Fraser JAMIESON	Renault Clio 172 Ph1	SLS-E	1:01.392
4	26	Kevin KENSETT	Peugeot 106	SLS-E	1:01.429
5	43	Stuart BUCHAN	Renault Clio 172 Cup	SLS-E	1:01.847
6	64	Andrew CAMERON	Porsche 911 Carrera	SLS-E	1:02.065
7	116	Craig DILLON	Ford Escort MK2	SLS-E	1:02.449
8	16	Martin KELMAN	Renault Clio 172 Cup	SLS-E	1:02.765

Clerk of the Course.

Sig : Time :
 Chief Timekeeper : Ian Sharp (SMART Timing)
 Results available at www.mylaps.com and www.smart-timing.co.uk

Printed: 23/05/2016 19:33:39

Orbits



Super Lap Scotland - Round 3

Super Lap Scotland

Knockhill 1.267 miles

Warm Up - Overall

Pos	No.	Name	Make/Model	Class Code	Overall BestTm
Super Lap Scotland (F)					
1	21	Scott ROBSON	Lotus Elise	SLS-F	1:02.365
2	27	Paul WILSON	Renault Clio Cup	SLS-F	1:02.392
3	48	Robert JOBSON	Audi A3 3.2	SLS-F	1:02.647
4	54	Steven McNAB	Renault Clio	SLS-F	1:02.957
5	22	Jordan IRVINE	Renault Clio 182	SLS-F	1:03.139
6	41	Neil METHVEN	Renault Clio 182	SLS-F	1:03.530
7	31	Mike DUNLEVY	Renault Clio RS	SLS-F	1:03.787
8	50	Gavin EDGAR	Renault Clio Williams	SLS-F	1:04.696
9	38	Chris HISLOP	Renault Clio 197	SLS-F	1:04.829
10	53	Jamie GOUDIE	Mazda MX5	SLS-F	1:06.290
11	67	Marshall WISHART	Mazda RX8	SLS-F	1:06.419
12	59	Simon McWILLIAM	Renault Clio 172 Cup	SLS-F	1:06.957
13	132	Suzanne BUIST	Mini Cooper S	SLS-F	1:16.048
14	81	Ian PITMAN	Subaru Impreza	SLS-F	2:11.870
15	23	Andrew COWIE	Subaru Impreza	SLS-F	2:25.657

Super Lap Scotland (Pro)					
1	11	Ian DONALDSON	Mitsubishi Evo	SLS-P	52.943
2	20	Hamish GORDON	Ultima GTR	SLS-P	56.089
3	80	Andrew BARBOUR	Mitsubishi Evo IX GT	SLS-P	56.285
4	86	Clark SUTHERLAND	Honda S2000	SLS-P	56.509
5	2	Steven DARLEY	Subaru Legacy GL	SLS-P	58.711
6	79	Eric HOLMES	Mitsubishi Evo	SLS-P	1:05.817

Clerk of the Course.

Sig : Time :

Chief Timekeeper : Ian Sharp (SMART Timing)

 Results available at www.mylaps.com and www.smart-timing.co.uk

Printed: 23/05/2016 19:33:39

Orbits



Super Lap Scotland - Round 3

Sorted on best lap time

Super Lap Scotland

Knockhill 1.267 miles

Practice - Group 1

22/05/2016 10:50

Practice (15:00 Time) started at 10:48:55

Pos	No.	Name	Make/Model	Class Code	Laps	Best Tm	In Lap Diff	Best Speed	2nd Best
1	21	Scott ROBSON	Lotus Elise	SLS-F	11	1:01.066	10	74.687	1:01.146
2	81	Ian PITMAN	Subaru Impreza	SLS-F	10	1:01.381	5	0.315 74.304	1:01.390
3	93	Allister PHILLIPS	Honda Prelude Si VTEC	SLS-F	11	1:02.050	11	0.984 73.503	1:02.208
4	27	Paul WILSON	Renault Clio Cup	SLS-F	5	1:02.307	4	1.241 73.199	1:08.018
5	48	Robert JOBSON	Audi A3 3.2	SLS-F	4	1:02.308	3	1.242 73.198	1:14.571
6	54	Steven McNAB	Renault Clio	SLS-F	12	1:02.388	12	1.322 73.104	1:02.434
7	41	Neil METHVEN	Renault Clio 182	SLS-F	6	1:02.850	5	1.784 72.567	1:03.513
8	67	Marshall WISHART	Mazda RX8	SLS-F	11	1:03.170	11	2.104 72.199	1:03.231
9	31	Mike DUNLEVY	Renault Clio RS	SLS-F	12	1:03.256	9	2.190 72.101	1:03.624
10	22	Jordan IRVINE	Renault Clio 182	SLS-F	7	1:03.361	5	2.295 71.982	1:04.980
11	23	Andrew COWIE	Subaru Impreza	SLS-F	11	1:03.438	6	2.372 71.894	1:03.769
12	38	Chris HISLOP	Renault Clio 197	SLS-F	11	1:04.355	11	3.289 70.870	1:04.604
13	50	Gavin EDGAR	Renault Clio Williams	SLS-F	9	1:05.373	6	4.307 69.766	1:06.889
14	59	Simon McWILLIAM	Renault Clio 172 Cup	SLS-F	6	1:07.645	4	6.579 67.423	1:08.144
15	132	Suzanne BUIST	Mini Cooper S	SLS-F	5	1:12.442	5	11.376 62.959	1:15.859
16	53	Jamie GOUDIE	Mazda MX5	SLS-F	1		0	-	

Margin of Victory	Avg. Speed	Best Lap Tm	Best Speed	Best Lap by
1.854	59.127	1:01.066	74.687	21 - Scott ROBSON

Clerk of the Course.

Orbits

Sig : Time :
 Chief Timekeeper : Ian Sharp (SMART Timing)
 Results available at www.mylaps.com and www.smart-timing.co.uk





Super Lap Scotland - Round 3

Super Lap Scotland Knockhill 1.267 miles
 Practice - Group 1 22/05/2016 10:50
 Practice (15:00 Time) started at 10:48:55

Lap	Time of Day	Lap Tm	S1	S2	S3	S3Spd	SFSpd	Lap	Time of Day	Lap Tm	S1	S2	S3	S3Spd	SFSpd
1	10:50:52.053			34.779	24.647	51.345	78.214								
2	10:55:36.354	3:15.136		26.207	20.154	82.341	80.658								
3	10:56:44.498	1:08.144		25.831	19.599	90.198	82.951								
4	10:57:52.143	1:07.645	22.115	26.116	19.414	91.677	82.951								
5	10:59:00.590	1:08.447	22.140	26.751	19.556	90.077	82.341								
6	11:00:09.302	1:08.712	21.446	25.569	21.697	92.054	55.097								

(132) Suzanne BUIST

1	10:50:41.996			41.048	26.111	48.488	75.402
2	10:56:29.107	4:24.311		27.760	21.376	85.162	72.864
3	10:57:47.549	1:18.442		30.934	23.186	75.657	74.813
4	10:59:03.408	1:15.859	25.202	28.802	21.855	72.864	83.260
5	11:00:15.850	1:12.442	23.801	26.520	22.121	90.077	62.542

(53) Jamie GOUDIE

1	10:54:36.799			32.786	4:08.635	50.571	13.903
---	--------------	--	--	---------------	-----------------	---------------	---------------

Margin of Victory	Avg. Speed	Best Lap Tm	Best Speed	Best Lap by
1.854	59.127	1:01.066	74.687	21 - Scott ROBSON

Clerk of the Course.

Orbits

Sig : Time :
 Chief Timekeeper : Ian Sharp (SMART Timing)
 Results available at www.mylaps.com and www.smart-timing.co.uk





Super Lap Scotland - Round 3

Sorted on best lap time

Super Lap Scotland

Knockhill 1.267 miles

Practice - Group 2

22/05/2016 11:10

Practice (15:00 Time) started at 11:12:10

Pos	No.	Name	Make/Model	Class Code	Laps	Best Tm	In Lap Diff	Best Speed	2nd Best
1	25	Alastair MOWAT	BMW E46 M3	SLS-E	11	59.453	6	76.713	59.516
2	33	Paul MARTIN	Mitsubishi Evo 8 MR	SLS-D	11	1:00.193	7	0.740 75.770	1:00.461
3	5	Paul TOMLINSON	Subaru Impreza	SLS-D	10	1:00.227	9	0.774 75.727	1:00.336
4	15	Matt COLLINS	Porsche Cayman	SLS-E	11	1:00.685	4	1.232 75.156	1:00.718
5	26	Kevin KENSETT	Peugeot 106	SLS-E	9	1:00.962	8	1.509 74.814	1:01.455
6	83	Fraser JAMIESON	Renault Clio 172 Ph1	SLS-E	11	1:01.075	5	1.622 74.676	1:01.170
7	64	Andrew CAMERON	Porsche 911 Carrera	SLS-E	6	1:01.465	5	2.012 74.202	1:02.510
8	43	Stuart BUCHAN	Renault Clio 172 Cup	SLS-E	11	1:02.069	6	2.616 73.480	1:02.126
9	16	Martin KELMAN	Renault Clio 172 Cup	SLS-E	13	1:02.115	6	2.662 73.426	1:02.352
10	116	Craig DILLON	Renault Clio	SLS-E	10	1:02.890	3	3.437 72.521	1:02.967
11	75	Jack STRATHDEE	BMW 355D	SLS-D	11	1:03.010	2	3.557 72.383	1:04.177
12	42	Alex MILNE	Audi TTRS Plus	SLS-D	7	1:04.682	6	5.229 70.512	1:05.494

Margin of Victory	Avg. Speed	Best Lap Tm	Best Speed	Best Lap by
2 Laps	62.690	59.453	76.713	25 - Alastair MOWAT

Clerk of the Course.

Orbits

Sig : Time :
Chief Timekeeper : Ian Sharp (SMART Timing)

Results available at www.mylaps.com and www.smart-timing.co.uk



Super Lap Scotland - Round 3

Sorted on best lap time

Super Lap Scotland

Knockhill 1.267 miles

Practice - Group 3

22/05/2016 11:30

Practice (15:00 Time) started at 11:29:38

Pos	No.	Name	Make/Model	Class Code	Laps	Best Tm	In Lap Diff	Best Speed	2nd Best
1	100	Paul TOUGH	BMW M3	SLS-D	9	57.714	4	79.025	58.131
2	76	Robbie WYPER	Mitsubishi Evo 8	SLS-C	12	58.187	10	0.473 78.382	58.420
3	44	Steven JEFFERIES	Mitsubishi Evo VI	SLS-D	6	58.470	5	0.756 78.003	58.937
4	131	Keith COWIE	Seat Leon Supercopa	SLS-D	13	58.562	9	0.848 77.881	58.632
5	78	David RYBOWSKI	Subaru Impreza WRX	SLS-D	10	58.966	2	1.252 77.347	59.015
6	63	Martyn HENRY	Vauxhall Astra VXR	SLS-C	11	59.301	10	1.587 76.910	59.936
7	69	Adrian MILNE	Mitsubishi Evo VIII GSR	SLS-D	12	59.654	11	1.940 76.455	59.750
8	45	Euan BEGBIE	Volkswagon Golf	SLS-D	13	1:00.382	10	2.668 75.533	1:00.386
9	103	Stuart ROBERTSON	Renault Clio	SLS-D	13	1:00.550	10	2.836 75.324	1:00.703
10	66	Marten BONNER	Fiat Abarth 500	SLS-D	14	1:01.116	12	3.402 74.626	1:01.392
11	358	Stavros COSTA	Porsche Carrera 4S	SLS-D	12	1:02.706	11	4.992 72.734	1:02.812
12	84	Paul SHENNAN	Subaru Impreza STi RA	SLS-C	10	1:02.879	4	5.165 72.534	1:03.248
13	89	Steven EYRE	Subaru Impreza STi	SLS-C	9	1:03.029	3	5.315 72.361	1:04.151

Margin of Victory	Avg. Speed	Best Lap Tm	Best Speed	Best Lap by
1 Lap	70.325	57.714	79.025	100 - Paul TOUGH

Clerk of the Course.

Orbits

Sig : Time :
 Chief Timekeeper : Ian Sharp (SMART Timing)
 Results available at www.mylaps.com and www.smart-timing.co.uk



Super Lap Scotland - Round 3

Super Lap Scotland

Knockhill 1.267 miles

Practice - Group 3

22/05/2016 11:30

Practice (15:00 Time) started at 11:29:38

Table for Paul TOUGH (100) with columns: Lap, Time of Day, Lap Tm, S1, S2, S3, S3Spd, SFSpd. Rows 1-9.

Table for Robbie WYPER (76) with columns: Lap, Time of Day, Lap Tm, S1, S2, S3, S3Spd, SFSpd. Rows 1-12.

Table for Steven JEFFERIES (44) with columns: Lap, Time of Day, Lap Tm, S1, S2, S3, S3Spd, SFSpd. Rows 1-6.

Table for Keith COWIE (131) with columns: Lap, Time of Day, Lap Tm, S1, S2, S3, S3Spd, SFSpd. Rows 1-13.

Table for David RYBOWSKI (78) with columns: Lap, Time of Day, Lap Tm, S1, S2, S3, S3Spd, SFSpd. Rows 1-10.

Table for Martyn HENRY (63) with columns: Lap, Time of Day, Lap Tm, S1, S2, S3, S3Spd, SFSpd. Rows 1-11.

Table for Adrian MILNE (69) with columns: Lap, Time of Day, Lap Tm, S1, S2, S3, S3Spd, SFSpd. Rows 1-12.

Table for Euan BEGBIE (45) with columns: Lap, Time of Day, Lap Tm, S1, S2, S3, S3Spd, SFSpd. Rows 1-13.

Table for Stuart ROBERTSON (103) with columns: Lap, Time of Day, Lap Tm, S1, S2, S3, S3Spd, SFSpd. Rows 1-13.

Table for Marten BONNER (66) with columns: Lap, Time of Day, Lap Tm, S1, S2, S3, S3Spd, SFSpd. Rows 1-14.

Table for Stavros COSTA (358) with columns: Lap, Time of Day, Lap Tm, S1, S2, S3, S3Spd, SFSpd. Rows 1-12.

Margin of Victory: 59.301, Best Lap Tm: 57.114, Avg. Speed: 70.325, Best Speed: 107.544.

Best Lap by: 100 - Paul TOUGH, Best Speed: 107.544.

Clerk of the Course.

Orbits

Sig : Time : Chief Timekeeper : Ian Sharp (SMART Timing)

Results available at www.mylaps.com and www.smart-timing.co.uk





Super Lap Scotland - Round 3

Super Lap Scotland Knockhill 1.267 miles
 Practice - Group 3 22/05/2016 11:30
 Practice (15:00 Time) started at 11:29:38

Lap	Time of Day	Lap Tm	S1	S2	S3	S3Spd	SFSpd	Lap	Time of Day	Lap Tm	S1	S2	S3	S3Spd	SFSpd
(84) Paul SHENNAN															
1	11:30:55.372			30.428	22.085	81.540	92.308								
2	11:32:02.003	1:06.631	23.340	24.598	18.693	107.544	94.252								
3	11:33:05.251	1:03.248	20.903	24.152	18.193	108.764	94.385								
4	11:34:08.130	1:02.879	20.644	23.881	18.354	109.832	93.205								
5	11:35:12.363	1:04.233	20.644	23.771	19.818	106.689	86.368								
6	11:36:22.214	1:09.851	22.709	28.414	18.728	104.366	90.932								
7	11:37:27.006	1:04.792	20.989	25.363	18.440	106.015	90.320								
8	11:38:31.632	1:04.626	20.823	25.006	18.797	103.721	89.957								
9	11:39:35.059	1:03.427	20.716	24.218	18.493	105.349	90.077								
10	11:41:04.328	1:29.269	26.596	34.868	27.805	63.669	41.553								
(89) Steven EYRE															
1	11:30:54.171			31.047	22.289	71.696	99.272								
2	11:32:01.138	1:06.967	23.385	25.032	18.550	102.768	99.419								
3	11:33:04.167	1:03.029	20.759	23.919	18.351	107.201	100.161								
4	11:34:09.124	1:04.957	20.617	24.364	19.976	105.681	74.152								
5	11:35:34.667	1:25.543	24.866	34.922	25.755	54.961	64.589								
6	11:36:53.248	1:18.581	26.112	31.793	20.676	85.270	99.419								
7	11:37:57.399	1:04.151	21.183	24.562	18.406	105.349	100.460								
8	11:39:06.917	1:09.518	21.243	24.370	23.905	95.459	62.022								
9	11:40:39.478	1:32.561	28.517	30.965	33.079	56.346	19.081								

Margin of Victory	Avg. Speed	Best Lap Tm	Best Speed	Best Lap by
1 Lap	70.325	57.714	79.025	100 - Paul TOUGH

Clerk of the Course. Orbits

Sig : Time :
 Chief Timekeeper : Ian Sharp (SMART Timing)
 Results available at www.mylaps.com and www.smart-timing.co.uk
 Printed: 23/05/2016 19:05:14



Super Lap Scotland - Round 3

Sorted on best lap time

Super Lap Scotland

Knockhill 1.267 miles

Practice - Group 4

22/05/2016 11:50

Practice (15:00 Time) started at 11:47:57

Pos	No.	Name	Make/Model	Class Code	Laps	Best Tm	In Lap Diff	Best Speed	2nd Best
1	11	Ian DONALDSON	Mitsubishi Evo	SLS-P	6	53.074	4	85.934	53.361
2	80	Andrew BARBOUR	Mitsubishi Evo IX GT	SLS-P	8	53.997	7	0.923 84.465	55.210
3	55	Fiona KINDNESS	Subaru Impreza STi Type R	SLS-B	11	55.625	2	2.551 81.993	55.664
4	32	John STEVENSON	Subaru Impreza	SLS-A	7	56.093	2	3.019 81.309	56.122
5	79	Eric HOLMES	Mitsubishi Evo	SLS-P	4	56.211	3	3.137 81.138	1:01.365
6	7	David LONG	Caterham R400	SLS-B	14	56.289	3	3.215 81.025	56.431
7	46	George RIGBY	Subaru Impreza Spec-C	SLS-C	11	56.498	11	3.424 80.726	56.519
8	86	Clark SUTHERLAND	Honda S2000	SLS-P	9	56.568	2	3.494 80.626	56.720
9	34	Blair McCONACHIE	Caterham Superlight R	SLS-C	9	56.963	7	3.889 80.067	56.994
10	2	Steven DARLEY	Subaru Legacy GL	SLS-P	12	57.177	10	4.103 79.767	57.677
11	65	Sam ELASSAR	McLaren 650S	SLS-A	12	57.691	8	4.617 79.056	58.264
12	29	Archie BAIN	Subaru Impreza Type RA	SLS-A	12	57.757	7	4.683 78.966	58.056
13	51	Colin DORWARD	Mitsubishi Evo 5	SLS-A	5	1:00.954	3	7.880 74.824	1:01.462

Margin of Victory	Avg. Speed	Best Lap Tm	Best Speed	Best Lap by
2 Laps	68.322	53.074	85.934	11 - Ian DONALDSON

Clerk of the Course.

Orbits

 Sig : Time :
 Chief Timekeeper : Ian Sharp (SMART Timing)

 Results available at www.mylaps.com and www.smart-timing.co.uk

Printed: 23/05/2016 19:05:42



Super Lap Scotland - Round 3

Super Lap Scotland

Knockhill 1.267 miles

Practice - Overall

Pos	No.	Name	Make/Model	Class Code	Overall BestTm
1	11	Ian DONALDSON	Mitsubishi Evo	SLS-P	53.074
2	80	Andrew BARBOUR	Mitsubishi Evo IX GT	SLS-P	53.997
3	55	Fiona KINDNESS	Subaru Impreza STi Type R	SLS-B	55.625
4	32	John STEVENSON	Subaru Impreza	SLS-A	56.093
5	79	Eric HOLMES	Mitsubishi Evo	SLS-P	56.211
6	7	David LONG	Caterham R400	SLS-B	56.289
7	46	George RIGBY	Subaru Impreza Spec-C	SLS-C	56.498
8	86	Clark SUTHERLAND	Honda S2000	SLS-P	56.568
9	34	Blair McCONACHIE	Caterham Superlight R	SLS-C	56.963
10	2	Steven DARLEY	Subaru Legacy GL	SLS-P	57.177
11	65	Sam ELASSAR	McLaren 650S	SLS-A	57.691
12	100	Paul TOUGH	BMW M3	SLS-D	57.714
13	29	Archie BAIN	Subaru Impreza Type RA	SLS-A	57.757
14	76	Robbie WYPER	Mitsubishi Evo 8	SLS-C	58.187
15	44	Steven JEFFERIES	Mitsubishi Evo VI	SLS-D	58.470
16	131	Keith COWIE	Seat Leon Supercopa	SLS-D	58.562
17	78	David RYBOWSKI	Subaru Impreza WRX	SLS-D	58.966
18	63	Martyn HENRY	Vauxhall Astra VXR	SLS-C	59.301
19	25	Alastair MOWAT	BMW E46 M3	SLS-E	59.453
20	69	Adrian MILNE	Mitsubishi Evo VIII GSR	SLS-D	59.654
21	33	Paul MARTIN	Mitsubishi Evo 8 MR	SLS-D	1:00.193
22	5	Paul TOMLINSON	Subaru Impreza	SLS-D	1:00.227
23	45	Euan BEGBIE	Volkswagon Golf	SLS-D	1:00.382
24	103	Stuart ROBERTSON	Renault Clio	SLS-D	1:00.550
25	15	Matt COLLINS	Porsche Cayman	SLS-E	1:00.685
26	51	Colin DORWARD	Mitsubishi Evo 5	SLS-A	1:00.954
27	26	Kevin KENSETT	Peugeot 106	SLS-E	1:00.962
28	21	Scott ROBSON	Lotus Elise	SLS-F	1:01.066
29	83	Fraser JAMIESON	Renault Clio 172 Ph1	SLS-E	1:01.075
30	66	Marten BONNER	Fiat Abarth 500	SLS-D	1:01.116
31	81	Ian PITMAN	Subaru Impreza	SLS-F	1:01.381
32	64	Andrew CAMERON	Porsche 911 Carrera	SLS-E	1:01.465
33	93	Allister PHILLIPS	Honda Prelude Si VTEC	SLS-F	1:02.050
34	43	Stuart BUCHAN	Renault Clio 172 Cup	SLS-E	1:02.069
35	16	Martin KELMAN	Renault Clio 172 Cup	SLS-E	1:02.115
36	27	Paul WILSON	Renault Clio Cup	SLS-F	1:02.307
37	48	Robert JOBSON	Audi A3 3.2	SLS-F	1:02.308
38	54	Steven McNAB	Renault Clio	SLS-F	1:02.388
39	358	Stavros COSTA	Porsche Carrera 4S	SLS-D	1:02.706
40	41	Neil METHVEN	Renault Clio 182	SLS-F	1:02.850
41	84	Paul SHENNAN	Subaru Impreza STi RA	SLS-C	1:02.879
42	116	Craig DILLON	Ford Escort MK2	SLS-E	1:02.890
43	75	Jack STRATHDEE	BMW 355D	SLS-D	1:03.010
44	89	Steven EYRE	Subaru Impreza STi	SLS-C	1:03.029
45	67	Marshall WISHART	Mazda RX8	SLS-F	1:03.170

Clerk of the Course.

Sig : Time :

Chief Timekeeper : Ian Sharp (SMART Timing)

 Results available at www.mylaps.com and www.smart-timing.co.uk

Printed: 23/05/2016 19:34:57

Orbits





Super Lap Scotland - Round 3

Super Lap Scotland Knockhill 1.267 miles

Practice - Overall

Pos	No.	Name	Make/Model	Class Code	Overall BestTm
46	31	Mike DUNLEVY	Renault Clio RS	SLS-F	1:03.256
47	22	Jordan IRVINE	Renault Clio 182	SLS-F	1:03.361
48	23	Andrew COWIE	Subaru Impreza	SLS-F	1:03.438
49	38	Chris HISLOP	Renault Clio 197	SLS-F	1:04.355
50	42	Alex MILNE	Audi TTRS Plus	SLS-D	1:04.682
51	50	Gavin EDGAR	Renault Clio Williams	SLS-F	1:05.373
52	59	Simon McWILLIAM	Renault Clio 172 Cup	SLS-F	1:07.645
53	132	Suzanne BUIST	Mini Cooper S	SLS-F	1:12.442
54	53	Jamie GOUDIE	Mazda MX5	SLS-F	

Clerk of the Course. Orbits

Sig : Time :
 Chief Timekeeper : Ian Sharp (SMART Timing)
 Results available at www.mylaps.com and www.smart-timing.co.uk



Super Lap Scotland - Round 3

Super Lap Scotland

Knockhill 1.267 miles

Practice - Overall

Pos	No.	Name	Make/Model	Class Code	Overall BestTm
-----	-----	------	------------	------------	----------------

Super Lap Scotland (A)

1	32	John STEVENSON	Subaru Impreza	SLS-A	56.093
2	65	Sam ELASSAR	McLaren 650S	SLS-A	57.691
3	29	Archie BAIN	Subaru Impreza Type RA	SLS-A	57.757
4	51	Colin DORWARD	Mitsubishi Evo 5	SLS-A	1:00.954

Super Lap Scotland (B)

1	55	Fiona KINDNESS	Subaru Impreza STi Type R	SLS-B	55.625
2	7	David LONG	Caterham R400	SLS-B	56.289

Super Lap Scotland (C)

1	46	George RIGBY	Subaru Impreza Spec-C	SLS-C	56.498
2	34	Blair McCONACHIE	Caterham Superlight R	SLS-C	56.963
3	76	Robbie WYPER	Mitsubishi Evo 8	SLS-C	58.187
4	63	Martyn HENRY	Vauxhall Astra VXR	SLS-C	59.301
5	84	Paul SHENNAN	Subaru Impreza STi RA	SLS-C	1:02.879
6	89	Steven EYRE	Subaru Impreza STi	SLS-C	1:03.029

Super Lap Scotland (D)

1	100	Paul TOUGH	BMW M3	SLS-D	57.714
2	44	Steven JEFFERIES	Mitsubishi Evo VI	SLS-D	58.470
3	131	Keith COWIE	Seat Leon Supercopa	SLS-D	58.562
4	78	David RYBOWSKI	Subaru Impreza WRX	SLS-D	58.966
5	69	Adrian MILNE	Mitsubishi Evo VIII GSR	SLS-D	59.654
6	33	Paul MARTIN	Mitsubishi Evo 8 MR	SLS-D	1:00.193
7	5	Paul TOMLINSON	Subaru Impreza	SLS-D	1:00.227
8	45	Euan BEGBIE	Volkswagon Golf	SLS-D	1:00.382
9	103	Stuart ROBERTSON	Renault Clio	SLS-D	1:00.550
10	66	Marten BONNER	Fiat Abarth 500	SLS-D	1:01.116
11	358	Stavros COSTA	Porsche Carrera 4S	SLS-D	1:02.706
12	75	Jack STRATHDEE	BMW 355D	SLS-D	1:03.010
13	42	Alex MILNE	Audi TTRS Plus	SLS-D	1:04.682

Super Lap Scotland (E)

1	25	Alastair MOWAT	BMW E46 M3	SLS-E	59.453
2	15	Matt COLLINS	Porsche Cayman	SLS-E	1:00.685
3	26	Kevin KENSETT	Peugeot 106	SLS-E	1:00.962
4	83	Fraser JAMIESON	Renault Clio 172 Ph1	SLS-E	1:01.075
5	64	Andrew CAMERON	Porsche 911 Carrera	SLS-E	1:01.465
6	43	Stuart BUCHAN	Renault Clio 172 Cup	SLS-E	1:02.069
7	16	Martin KELMAN	Renault Clio 172 Cup	SLS-E	1:02.115
8	116	Craig DILLON	Ford Escort MK2	SLS-E	1:02.890

Super Lap Scotland (F)

Clerk of the Course.

Sig : Time :
 Chief Timekeeper : Ian Sharp (SMART Timing)
 Results available at www.mylaps.com and www.smart-timing.co.uk

Printed: 23/05/2016 19:35:18

Orbits



Super Lap Scotland - Round 3

Super Lap Scotland Knockhill 1.267 miles

Practice - Overall



Pos	No.	Name	Make/Model	Class Code	Overall BestTm
1	21	Scott ROBSON	Lotus Elise	SLS-F	1:01.066
2	81	Ian PITMAN	Subaru Impreza	SLS-F	1:01.381
3	93	Allister PHILLIPS	Honda Prelude Si VTEC	SLS-F	1:02.050
4	27	Paul WILSON	Renault Clio Cup	SLS-F	1:02.307
5	48	Robert JOBSON	Audi A3 3.2	SLS-F	1:02.308
6	54	Steven McNAB	Renault Clio	SLS-F	1:02.388
7	41	Neil METHVEN	Renault Clio 182	SLS-F	1:02.850
8	67	Marshall WISHART	Mazda RX8	SLS-F	1:03.170
9	31	Mike DUNLEVY	Renault Clio RS	SLS-F	1:03.256
10	22	Jordan IRVINE	Renault Clio 182	SLS-F	1:03.361
11	23	Andrew COWIE	Subaru Impreza	SLS-F	1:03.438
12	38	Chris HISLOP	Renault Clio 197	SLS-F	1:04.355
13	50	Gavin EDGAR	Renault Clio Williams	SLS-F	1:05.373
14	59	Simon McWILLIAM	Renault Clio 172 Cup	SLS-F	1:07.645
15	132	Suzanne BUIST	Mini Cooper S	SLS-F	1:12.442
16	53	Jamie GOUDIE	Mazda MX5	SLS-F	

Super Lap Scotland (Pro)

Pos	No.	Name	Make/Model	Class Code	Overall BestTm
1	11	Ian DONALDSON	Mitsubishi Evo	SLS-P	53.074
2	80	Andrew BARBOUR	Mitsubishi Evo IX GT	SLS-P	53.997
3	79	Eric HOLMES	Mitsubishi Evo	SLS-P	56.211
4	86	Clark SUTHERLAND	Honda S2000	SLS-P	56.568
5	2	Steven DARLEY	Subaru Legacy GL	SLS-P	57.177

Clerk of the Course. Orbits

Sig : Time :
 Chief Timekeeper : Ian Sharp (SMART Timing)
 Results available at www.mylaps.com and www.smart-timing.co.uk



Super Lap Scotland - Round 3

Sorted on best lap time

Super Lap Scotland

Knockhill 1.267 miles

Qualifying - Group 1

22/05/2016 13:40

Practice (15:00 Time) started at 13:29:51

Pos	No.	Name	Make/Model	Class Code	Laps	Best Tm	In Lap Diff	Best Speed	2nd Best
1	21	Scott ROBSON	Lotus Elise	SLS-F	13	1:00.610	12	75.249	1:01.019
2	81	Ian PITMAN	Subaru Impreza	SLS-F	11	1:01.291	9	0.681 74.413	1:01.335
3	93	Allister PHILLIPS	Honda Prelude Si VTEC	SLS-F	12	1:01.735	3	1.125 73.878	1:01.755
4	67	Marshall WISHART	Mazda RX8	SLS-F	13	1:02.023	12	1.413 73.535	1:02.359
5	54	Steven McNAB	Renault Clio	SLS-F	12	1:02.038	11	1.428 73.517	1:02.435
6	27	Paul WILSON	Renault Clio Cup	SLS-F	8	1:02.099	3	1.489 73.445	1:02.455
7	48	Robert JOBSON	Audi A3 3.2	SLS-F	11	1:02.106	5	1.496 73.436	1:02.587
8	41	Neil METHVEN	Renault Clio 182	SLS-F	6	1:02.601	3	1.991 72.856	1:03.292
9	23	Andrew COWIE	Subaru Impreza	SLS-F	13	1:03.085	9	2.475 72.297	1:03.811
10	31	Mike DUNLEVY	Renault Clio RS	SLS-F	9	1:03.265	7	2.655 72.091	1:03.335
11	38	Chris HISLOP	Renault Clio 197	SLS-F	12	1:04.086	5	3.476 71.167	1:04.208
12	53	Jamie GOUDIE	Mazda MX5	SLS-F	12	1:04.415	12	3.805 70.804	1:05.018
13	59	Simon McWILLIAM	Renault Clio 172 Cup	SLS-F	10	1:05.089	3	4.479 70.071	1:05.355
14	132	Suzanne BUIST	Mini Cooper S	SLS-F	7	1:08.733	3	8.123 66.356	1:13.703
15	50	Gavin EDGAR	Renault Clio Williams	SLS-F	5	1:12.042	3	11.432 63.308	1:16.838

Margin of Victory	Avg. Speed	Best Lap Tm	Best Speed	Best Lap by
37.454	65.300	1:00.610	75.249	21 - Scott ROBSON

Clerk of the Course.

Sig : Time :
 Chief Timekeeper : Ian Sharp (SMART Timing)

Results available at www.mylaps.com and www.smart-timing.co.uk

Printed: 23/05/2016 19:16:13



Orbits

Super Lap Scotland - Round 3

Super Lap Scotland Knockhill 1.267 miles
Qualifying - Group 1 22/05/2016 13:40
Practice (15:00 Time) started at 13:29:51

Lap	Time of Day	Lap Tm	S1	S2	S3	S3Spd	SFSpd	Lap	Time of Day	Lap Tm	S1	S2	S3	S3Spd	SFSpd
5	13:36:07.429	1:05.018	20.999	24.308	19.711	84.839	75.742								
6	13:37:23.658	1:16.229			20.214	83.157	75.148								
7	13:38:28.893	1:05.235		24.338	19.581	84.732	75.317								
8	13:39:44.465	1:15.572	20.986	24.170	30.416	84.732	19.565								
9	13:41:13.996	1:29.531	45.093	24.753	19.685	84.306	75.657								
10	13:42:44.206	1:30.210	37.376	31.297	21.537	80.755	73.262								
11	13:43:49.679	1:05.473	21.274	24.501	19.698	85.270	76.000								
12	13:44:54.094	1:04.415	20.749	24.132	19.534	85.379	76.259								

(59) Simon McWILLIAM

1	13:31:52.876			43.322	28.599	41.786	78.397								
2	13:33:01.163	1:08.287	23.199	25.714	19.374	91.179	83.363								
3	13:34:06.252	1:05.089	21.250	24.544	19.295	93.335	82.240								
4	13:35:12.118	1:05.866	21.527	24.985	19.354	91.928	78.488								
5	13:36:40.984	1:28.866	24.803	36.692	27.371	56.823	30.365								
6	13:39:39.209	2:58.225	1:50.231	32.616	35.378	62.137	24.200								
7	13:41:09.750	1:30.541	42.739	28.241	19.561	81.839	82.543								
8	13:42:15.318	1:05.568	21.510	24.763	19.295	92.435	81.839								
9	13:43:20.673	1:05.355	21.539	24.812	19.004	92.181	83.363								
10	13:44:53.291	1:32.618	24.945	35.716	31.957	48.806	27.081								

(132) Suzanne BUIST

1	13:32:06.904			31.228	30.649	62.835	72.706								
2	13:33:20.773	1:13.869	25.538	27.741	20.590	85.270	85.596								
3	13:34:29.506	1:08.733	23.118	25.871	19.744	92.818	86.927								
4	13:35:48.470	1:18.964	24.261	31.781	22.922	60.676	82.849								
5	13:37:02.173	1:13.703	23.677	28.866	21.160	84.200	83.780								
6	13:38:17.188	1:15.015	23.644	25.968	25.403	88.767	33.520								
7	13:45:25.840	7:08.652	6:14.882	28.590	25.180	83.260	27.880								

(50) Gavin EDGAR

1	13:31:57.393			37.826	27.091	45.807	81.540								
2	13:33:14.231	1:16.838	23.572	30.839	22.427	67.513	81.839								
3	13:34:26.273	1:12.042	21.799	26.293	23.950	80.853	35.525								
4	13:36:30.258	2:03.985	1:14.526	25.648	23.811	91.427	32.783								
5	13:39:36.057	3:05.799	2:06.077	24.574	35.148	92.054	28.593								

Margin of Victory	Avg. Speed	Best Lap Tm	Best Speed	Best Lap by
37.454	65.300	1:00.610	75.249	21 - Scott ROBSON

Clerk of the Course. Orbits

Sig : Time :
 Chief Timekeeper : Ian Sharp (SMART Timing)
 Results available at www.mylaps.com and www.smart-timing.co.uk
 Printed: 23/05/2016 19:16:41



Super Lap Scotland - Round 3

Sorted on best lap time

Super Lap Scotland Knockhill 1.267 miles
 Qualifying - Group 2 22/05/2016 14:00
 Practice (15:00 Time) started at 13:47:14

Pos	No.	Name	Make/Model	Class Code	Laps	Best Tm	In Lap Diff	Best Speed	2nd Best
1	25	Alastair MOWAT	BMW E46 M3	SLS-E	13	59.116	11	77.151	59.303
2	5	Paul TOMLINSON	Subaru Impreza	SLS-D	10	1:00.585	3 1.469	75.280	1:00.587
3	33	Paul MARTIN	Mitsubishi Evo 8 MR	SLS-D	4	1:00.877	3 1.761	74.919	1:05.908
4	15	Matt COLLINS	Porsche Cayman	SLS-E	12	1:01.056	8 1.940	74.699	1:01.182
5	83	Fraser JAMIESON	Renault Clio 172 Ph1	SLS-E	13	1:01.084	12 1.968	74.665	1:01.277
6	26	Kevin KENSETT	Peugeot 106	SLS-E	12	1:01.367	10 2.251	74.321	1:01.453
7	75	Jack STRATHDEE	BMW 355D	SLS-D	4	1:01.723	3 2.607	73.892	1:02.321
8	64	Andrew CAMERON	Porsche 911 Carrera	SLS-E	10	1:01.936	8 2.820	73.638	1:02.301
9	43	Stuart BUCHAN	Renault Clio 172 Cup	SLS-E	11	1:02.169	10 3.053	73.362	1:02.398
10	16	Martin KELMAN	Renault Clio 172 Cup	SLS-E	13	1:02.483	3 3.367	72.993	1:02.851
11	116	Craig DILLON	Renault Clio	SLS-E	12	1:02.609	2 3.493	72.846	1:02.667
12	42	Alex MILNE	Audi TTRS Plus	SLS-D	11	1:04.759	11 5.643	70.428	1:04.846

Margin of Victory	Avg. Speed	Best Lap Tm	Best Speed	Best Lap by
11.905	64.821	59.116	77.151	25 - Alastair MOWAT

Clerk of the Course. Orbits

Sig : Time :
 Chief Timekeeper : Ian Sharp (SMART Timing)
 Results available at www.mylaps.com and www.smart-timing.co.uk





Super Lap Scotland - Round 3

Super Lap Scotland	Knockhill 1.267 miles
Qualifying - Group 2	22/05/2016 14:00
Practice (15:00 Time) started at 13:47:14	

Lap	Time of Day	Lap Tm	S1	S2	S3	S3Spd	SFSpd	Lap	Time of Day	Lap Tm	S1	S2	S3	S3Spd	SFSpd
11	14:18:26.585	1:04.759	21.134	25.138	18.487	103.084	94.785								

Margin of Victory	Avg. Speed	Best Lap Tm	Best Speed	Best Lap by
11.905	64.821	59.116	77.151	25 - Alastair MOWAT

Clerk of the Course. **Orbits**

Sig : Time :
 Chief Timekeeper : Ian Sharp (SMART Timing)
 Results available at www.mylaps.com and www.smart-timing.co.uk
 Printed: 23/05/2016 19:17:36



Super Lap Scotland - Round 3

Sorted on best lap time

Super Lap Scotland

Knockhill 1.267 miles

Qualifying - Group 3 - AMENDED RESULT

22/05/2016 14:20

Practice (15:00 Time) started at 14:20:13

Pos	No.	Name	Make/Model	Class Code	Laps	Best Tm	In Lap Diff	Best Speed	2nd Best
1	100	Paul TOUGH	BMW M3	SLS-D	13	57.802	12	78.905	58.146
2	76	Robbie WYPER	Mitsubishi Evo 8	SLS-C	9	57.888	7	0.086 78.787	58.833
3	131	Keith COWIE	Seat Leon Supercopa	SLS-D	12	58.210	8	0.408 78.351	58.260
4	78	David RYBOWSKI	Subaru Impreza WRX	SLS-D	11	58.481	10	0.679 77.988	59.229
5	35	Stephen HENDERSON	Sylva Riot	SLS-D	9	58.554	8	0.752 77.891	58.617
6	44	Steven JEFFERIES	Mitsubishi Evo VI	SLS-D	11	58.782	11	0.980 77.589	59.079
7	63	Martyn HENRY	Vauxhall Astra VXR	SLS-P	12	59.180	11	1.378 77.067	59.429
8	45	Euan BEGBIE	Volkswagon Golf	SLS-D	8	59.870	7	2.068 76.179	1:00.924
9	69	Adrian MILNE	Mitsubishi Evo VIII GSR	SLS-D	12	1:00.245	8	2.443 75.705	1:00.389
10	103	Stuart ROBERTSON	Renault Clio	SLS-D	12	1:00.386	12	2.584 75.528	1:00.452
11	66	Marten BONNER	Fiat Abarth 500	SLS-D	14	1:00.718	14	2.916 75.115	1:00.972
12	89	Steven EYRE	Subaru Impreza STi	SLS-C	11	1:01.327	10	3.525 74.369	1:02.172
13	358	Stavros COSTA	Porsche Carrera 4S	SLS-D	12	1:01.579	9	3.777 74.065	1:01.970
14	84	Paul SHENNAN	Subaru Impreza STi RA	SLS-C	4	1:07.233	3	9.431 67.836	1:08.898

Announcements

15:00 AMENDED RESULT - Car No.63 - Re-classified

Margin of Victory	Avg. Speed	Best Lap Tm	Best Speed	Best Lap by
1 Lap	68.343	57.802	78.905	100 - Paul TOUGH

Clerk of the Course.

Sig : Time :

Chief Timekeeper : Ian Sharp (SMART Timing)

 Results available at www.mylaps.com and www.smart-timing.co.uk

Printed: 23/05/2016 19:19:31

Orbits





Super Lap Scotland - Round 3

Super Lap Scotland Knockhill 1.267 miles

Qualifying - Group 3 - AMENDED RESULT 22/05/2016 14:20

Practice (15:00 Time) started at 14:20:13

Lap	Time of Day	Lap Tm	S1	S2	S3	S3Spd	SFSpd
2	14:23:10.813	1:10.509	23.373	26.699	20.437	87.722	97.682
3	14:24:16.602	1:05.789	21.393	24.555	19.841	99.125	96.558
4	14:25:19.926	1:03.324	20.796	23.882	18.646	106.689	96.976
5	14:26:24.159	1:04.233	20.754	24.791	18.688	106.520	97.824
6	14:27:43.708	1:19.549	22.904	34.599	22.046	48.841	99.566
7	14:28:46.033	1:02.325	20.394	23.830	18.101	106.689	97.824
8	14:30:13.691	1:27.658	22.334	33.707	31.617	61.965	28.938
9	14:33:50.619	3:36.928	2:54.628	24.075	18.225	104.204	97.540
10	14:34:51.946	1:01.327	20.072	23.551	17.704	106.859	98.111
11	14:35:54.118	1:02.172	20.098	24.149	17.925	106.689	96.976

(358) Stavros COSTA

1	14:21:56.237			33.557	24.189	58.918	93.988
2	14:23:03.875	1:07.638	22.187	25.427	20.024	99.419	94.785
3	14:24:08.493	1:04.618	21.198	24.695	18.725	102.926	93.857
4	14:25:18.666	1:10.173	21.564	24.998	23.611	98.111	34.485
5	14:27:19.739	2:01.073	1:17.938	24.223	18.912	101.524	94.651
6	14:28:23.248	1:03.509	20.915	24.101	18.493	103.402	95.868
7	14:29:27.057	1:03.809	20.676	24.576	18.557	92.562	95.188
8	14:30:29.027	1:01.970	20.550	23.196	18.224	106.015	95.868
9	14:31:30.606	1:01.579	20.323	23.354	17.902	105.515	95.868
10	14:32:33.143	1:02.537	20.361	23.571	18.605	102.142	95.188
11	14:33:42.665	1:09.522	20.850	23.325	25.347	97.117	35.172
12	14:35:42.882	2:00.217	1:13.576	27.159	19.482	76.519	92.054

(84) Paul SHENNAN

1	14:22:03.116			34.530	24.209	63.130	90.564
2	14:23:12.014	1:08.898	21.956	25.794	21.148	85.487	91.303
3	14:24:19.247	1:07.233	21.761	24.434	21.038	107.372	91.552
4	14:25:29.709	1:10.462	22.030	24.030	24.402	106.351	36.353

Margin of Victory	Avg. Speed	Best Lap Tm	Best Speed	Best Lap by
1 Lap	68.343	57.802	78.905	100 - Paul TOUGH

Clerk of the Course. Orbits

Sig : Time :
 Chief Timekeeper : Ian Sharp (SMART Timing)
 Results available at www.mylaps.com and www.smart-timing.co.uk
 Printed: 23/05/2016 19:20:05



Super Lap Scotland - Round 3

Sorted on best lap time

Super Lap Scotland

Knockhill 1.267 miles

Qualifying - Group 4

22/05/2016 14:40

Practice (15:00 Time) started at 14:37:50

Pos	No.	Name	Make/Model	Class Code	Laps	Best Tm	In Lap Diff	Best Speed	2nd Best
1	11	Ian DONALDSON	Mitsubishi Evo	SLS-P	5	52.802	4	86.376	53.142
2	62	Paul RANKIN	Subaru Impreza RB320	SLS-P	6	53.024	5	0.222 86.015	54.625
3	80	Andrew BARBOUR	Mitsubishi Evo IX GT	SLS-P	10	53.835	7	1.033 84.719	54.278
4	20	Hamish GORDON	Ultima GTR	SLS-P	14	54.495	12	1.693 83.693	54.776
5	79	Eric HOLMES	Mitsubishi Evo	SLS-P	12	54.591	11	1.789 83.546	55.257
6	34	Blair McCONACHIE	Caterham Superlight R	SLS-C	10	55.363	9	2.561 82.381	55.802
7	55	Fiona KINDNESS	Subaru Impreza STi Type R	SLS-B	12	55.455	8	2.653 82.244	55.655
8	32	John STEVENSON	Subaru Impreza	SLS-A	10	55.465	9	2.663 82.229	57.070
9	7	David LONG	Caterham R400	SLS-B	14	55.760	13	2.958 81.794	55.802
10	46	George RIGBY	Subaru Impreza Spec-C	SLS-C	12	56.063	11	3.261 81.352	56.264
11	65	Sam ELASSAR	McLaren 650S	SLS-A	13	56.596	9	3.794 80.586	57.058
12	86	Clark SUTHERLAND	Honda S2000	SLS-P	5	56.646	4	3.844 80.515	58.108
13	2	Steven DARLEY	Subaru Legacy GL	SLS-P	12	56.681	7	3.879 80.465	57.048
14	29	Archie BAIN	Subaru Impreza Type RA	SLS-A	12	57.175	9	4.373 79.770	57.431
15	51	Colin DORWARD	Mitsubishi Evo 5	SLS-A	7	59.811	6	7.009 76.254	1:00.478

Margin of Victory	Avg. Speed	Best Lap Tm	Best Speed	Best Lap by
7.850	69.392	52.802	86.376	11 - Ian DONALDSON

Clerk of the Course.

Orbits

 Sig : Time :
 Chief Timekeeper : Ian Sharp (SMART Timing)

 Results available at www.mylaps.com and www.smart-timing.co.uk

Printed: 23/05/2016 19:23:39





Super Lap Scotland - Round 3

Super Lap Scotland Knockhill 1.267 miles
 Qualifying - Group 4 22/05/2016 14:40
 Practice (15:00 Time) started at 14:37:50

Lap	Time of Day	Lap Tm	S1	S2	S3	S3Spd	SFSpd
(2) Steven DARLEY							
1	14:39:15.211			29.696	20.081	78.214	107.544
2	14:40:12.652	57.441	18.961	21.958	16.522	120.480	106.015
3	14:41:10.560	57.908	19.561	21.644	16.703	117.940	104.366
4	14:42:34.706	1:24.146	23.607	35.605	24.934	59.545	70.270
5	14:43:59.378	1:24.672	25.006	29.823	29.843	62.542	68.268
6	14:45:19.879	1:20.501	24.592	31.895	24.014	57.951	106.689
7	14:46:16.560	56.681	18.885	21.229	16.567	120.480	104.856
8	14:47:34.149	1:17.589	23.320	30.204	24.065	59.811	82.849
9	14:48:52.292	1:18.143	26.109	31.705	20.329	66.181	109.118
10	14:49:49.340	57.048	18.747	21.488	16.813	119.196	105.515
11	14:51:07.399	1:18.059	24.280	29.357	24.422	64.465	57.357
12	14:52:25.460	1:18.061	23.888	27.609	26.564	80.465	30.615

(29) Archie BAIN							
1	14:39:44.003			36.666	26.547	45.714	89.239
2	14:40:51.196	1:07.193	22.626	26.352	18.215	94.518	105.184
3	14:41:57.347	1:06.151	19.279	29.171	17.701	105.184	107.030
4	14:42:59.094	1:01.747	19.058	24.476	18.213	83.157	107.030
5	14:43:58.147	59.053	19.607	22.666	16.780	120.697	111.660
6	14:45:19.693	1:21.546	22.917	33.214	25.415	63.309	35.944
7	14:47:57.344	2:37.651	1:54.765	25.905	16.981	109.653	106.520
8	14:48:54.775	57.431	19.309	22.083	16.039	123.587	109.296
9	14:49:51.950	57.175	19.199	22.054	15.922	124.504	110.193
10	14:51:07.317	1:15.367	24.970	32.244	18.153	93.595	104.366
11	14:52:05.479	58.162	19.560	22.413	16.189	123.587	111.660
12	14:53:15.305	1:09.826	23.039	28.531	18.256	101.832	74.897

(51) Colin DORWARD							
1	14:39:49.422			36.255	27.872	49.820	90.809
2	14:40:57.204	1:07.782	21.847	24.952	20.983	102.926	91.552
3	14:42:05.116	1:07.912	20.929	26.637	20.346	87.380	91.552
4	14:43:05.594	1:00.478	19.577	23.004	17.897	104.366	92.562
5	14:44:07.134	1:01.540	20.406	22.940	18.194	105.184	91.179
6	14:45:06.945	59.811	19.348	22.710	17.753	105.349	92.818
7	14:46:24.410	1:17.465	22.597	28.313	26.555	59.282	34.414

Margin of Victory	Avg. Speed	Best Lap Tm	Best Speed	Best Lap by
7.850	69.392	52.802	86.376	11 - Ian DONALDSON

Clerk of the Course. Orbits

Sig : Time :
 Chief Timekeeper : Ian Sharp (SMART Timing)
 Results available at www.mylaps.com and www.smart-timing.co.uk
 Printed: 23/05/2016 19:24:41



Super Lap Scotland - Round 3

Super Lap Scotland

Knockhill 1.267 miles

Qualifying - Overall

Pos	No.	Name	Make/Model	Class Code	Overall BestTm
1	11	Ian DONALDSON	Mitsubishi Evo	SLS-P	52.802
2	62	Paul RANKIN	Subaru Impreza RB320	SLS-P	53.024
3	80	Andrew BARBOUR	Mitsubishi Evo IX GT	SLS-P	53.835
4	20	Hamish GORDON	Ultima GTR	SLS-P	54.495
5	79	Eric HOLMES	Mitsubishi Evo	SLS-P	54.591
6	34	Blair McCONACHIE	Caterham Superlight R	SLS-C	55.363
7	55	Fiona KINDNESS	Subaru Impreza STi Type R	SLS-B	55.455
8	32	John STEVENSON	Subaru Impreza	SLS-A	55.465
9	7	David LONG	Caterham R400	SLS-B	55.760
10	46	George RIGBY	Subaru Impreza Spec-C	SLS-C	56.063
11	65	Sam ELASSAR	McLaren 650S	SLS-A	56.596
12	86	Clark SUTHERLAND	Honda S2000	SLS-P	56.646
13	2	Steven DARLEY	Subaru Legacy GL	SLS-P	56.681
14	29	Archie BAIN	Subaru Impreza Type RA	SLS-A	57.175
15	100	Paul TOUGH	BMW M3	SLS-D	57.802
16	76	Robbie WYPER	Mitsubishi Evo 8	SLS-C	57.888
17	131	Keith COWIE	Seat Leon Supercopa	SLS-D	58.210
18	78	David RYBOWSKI	Subaru Impreza WRX	SLS-D	58.481
19	35	Stephen HENDERSON	Sylva Riot	SLS-D	58.554
20	44	Steven JEFFERIES	Mitsubishi Evo VI	SLS-D	58.782
21	25	Alastair MOWAT	BMW E46 M3	SLS-E	59.116
22	63	Martyn HENRY	Vauxhall Astra VXR	SLS-P	59.180
23	51	Colin DORWARD	Mitsubishi Evo 5	SLS-A	59.811
24	45	Euan BEGBIE	Volkswagon Golf	SLS-D	59.870
25	69	Adrian MILNE	Mitsubishi Evo VIII GSR	SLS-D	1:00.245
26	103	Stuart ROBERTSON	Renault Clio	SLS-D	1:00.386
27	5	Paul TOMLINSON	Subaru Impreza	SLS-D	1:00.585
28	21	Scott ROBSON	Lotus Elise	SLS-F	1:00.610
29	66	Marten BONNER	Fiat Abarth 500	SLS-D	1:00.718
30	33	Paul MARTIN	Mitsubishi Evo 8 MR	SLS-D	1:00.877
31	15	Matt COLLINS	Porsche Cayman	SLS-E	1:01.056
32	83	Fraser JAMIESON	Renault Clio 172 Ph1	SLS-E	1:01.084
33	81	Ian PITMAN	Subaru Impreza	SLS-F	1:01.291
34	89	Steven EYRE	Subaru Impreza STi	SLS-C	1:01.327
35	26	Kevin KENSETT	Peugeot 106	SLS-E	1:01.367
36	358	Stavros COSTA	Porsche Carrera 4S	SLS-D	1:01.579
37	75	Jack STRATHDEE	BMW 355D	SLS-D	1:01.723
38	93	Allister PHILLIPS	Honda Prelude Si VTEC	SLS-F	1:01.735
39	64	Andrew CAMERON	Porsche 911 Carrera	SLS-E	1:01.936
40	67	Marshall WISHART	Mazda RX8	SLS-F	1:02.023
41	54	Steven McNAB	Renault Clio	SLS-F	1:02.038
42	27	Paul WILSON	Renault Clio Cup	SLS-F	1:02.099
43	48	Robert JOBSON	Audi A3 3.2	SLS-F	1:02.106
44	43	Stuart BUCHAN	Renault Clio 172 Cup	SLS-E	1:02.169
45	16	Martin KELMAN	Renault Clio 172 Cup	SLS-E	1:02.483

Clerk of the Course.

Sig : Time :

Chief Timekeeper : Ian Sharp (SMART Timing)

 Results available at www.mylaps.com and www.smart-timing.co.uk

Printed: 23/05/2016 19:34:00

Orbits





Super Lap Scotland - Round 3

Super Lap Scotland Knockhill 1.267 miles

Qualifying - Overall

Pos	No.	Name	Make/Model	Class Code	Overall BestTm
46	41	Neil METHVEN	Renault Clio 182	SLS-F	1:02.601
47	116	Craig DILLON	Ford Escort MK2	SLS-E	1:02.609
48	23	Andrew COWIE	Subaru Impreza	SLS-F	1:03.085
49	31	Mike DUNLEVY	Renault Clio RS	SLS-F	1:03.265
50	38	Chris HISLOP	Renault Clio 197	SLS-F	1:04.086
51	53	Jamie GOUDIE	Mazda MX5	SLS-F	1:04.415
52	42	Alex MILNE	Audi TTRS Plus	SLS-D	1:04.759
53	59	Simon McWILLIAM	Renault Clio 172 Cup	SLS-F	1:05.089
54	84	Paul SHENNAN	Subaru Impreza STi RA	SLS-C	1:07.233
55	132	Suzanne BUIST	Mini Cooper S	SLS-F	1:08.733
56	50	Gavin EDGAR	Renault Clio Williams	SLS-F	1:12.042

Clerk of the Course. Orbits

Sig : Time :
 Chief Timekeeper : Ian Sharp (SMART Timing)
 Results available at www.mylaps.com and www.smart-timing.co.uk



Super Lap Scotland - Round 3

Super Lap Scotland

Knockhill 1.267 miles

Qualifying - Overall

Pos	No.	Name	Make/Model	Class Code	Overall BestTm
Super Lap Scotland (A)					
1	32	John STEVENSON	Subaru Impreza	SLS-A	55.465
2	65	Sam ELASSAR	McLaren 650S	SLS-A	56.596
3	29	Archie BAIN	Subaru Impreza Type RA	SLS-A	57.175
4	51	Colin DORWARD	Mitsubishi Evo 5	SLS-A	59.811
Super Lap Scotland (B)					
1	20	Hamish GORDON	Ultima GTR	SLS-P	54.495
2	55	Fiona KINDNESS	Subaru Impreza STi Type R	SLS-B	55.455
3	7	David LONG	Caterham R400	SLS-B	55.760
Super Lap Scotland (C)					
1	34	Blair McCONACHIE	Caterham Superlight R	SLS-C	55.363
2	46	George RIGBY	Subaru Impreza Spec-C	SLS-C	56.063
3	76	Robbie WYPER	Mitsubishi Evo 8	SLS-C	57.888
4	89	Steven EYRE	Subaru Impreza STi	SLS-C	1:01.327
5	84	Paul SHENNAN	Subaru Impreza STi RA	SLS-C	1:07.233
Super Lap Scotland (D)					
1	100	Paul TOUGH	BMW M3	SLS-D	57.802
2	131	Keith COWIE	Seat Leon Supercopa	SLS-D	58.210
3	78	David RYBOWSKI	Subaru Impreza WRX	SLS-D	58.481
4	35	Stephen HENDERSON	Sylva Riot	SLS-D	58.554
5	44	Steven JEFFERIES	Mitsubishi Evo VI	SLS-D	58.782
6	45	Euan BEGBIE	Volkswagon Golf	SLS-D	59.870
7	69	Adrian MILNE	Mitsubishi Evo VIII GSR	SLS-D	1:00.245
8	103	Stuart ROBERTSON	Renault Clio	SLS-D	1:00.386
9	5	Paul TOMLINSON	Subaru Impreza	SLS-D	1:00.585
10	66	Marten BONNER	Fiat Abarth 500	SLS-D	1:00.718
11	33	Paul MARTIN	Mitsubishi Evo 8 MR	SLS-D	1:00.877
12	358	Stavros COSTA	Porsche Carrera 4S	SLS-D	1:01.579
13	75	Jack STRATHDEE	BMW 355D	SLS-D	1:01.723
14	42	Alex MILNE	Audi TTRS Plus	SLS-D	1:04.759
Super Lap Scotland (E)					
1	25	Alastair MOWAT	BMW E46 M3	SLS-E	59.116
2	15	Matt COLLINS	Porsche Cayman	SLS-E	1:01.056
3	83	Fraser JAMIESON	Renault Clio 172 Ph1	SLS-E	1:01.084
4	26	Kevin KENSETT	Peugeot 106	SLS-E	1:01.367
5	64	Andrew CAMERON	Porsche 911 Carrera	SLS-E	1:01.936
6	43	Stuart BUCHAN	Renault Clio 172 Cup	SLS-E	1:02.169
7	16	Martin KELMAN	Renault Clio 172 Cup	SLS-E	1:02.483
8	116	Craig DILLON	Ford Escort MK2	SLS-E	1:02.609

Clerk of the Course.

Sig : Time :

Chief Timekeeper : Ian Sharp (SMART Timing)

 Results available at www.mylaps.com and www.smart-timing.co.uk

Printed: 23/05/2016 19:34:35

Orbits




Super Lap Scotland - Round 3

Super Lap Scotland

Knockhill 1.267 miles

Qualifying - Overall



Pos	No.	Name	Make/Model	Class Code	Overall BestTm
Super Lap Scotland (F)					
1	21	Scott ROBSON	Lotus Elise	SLS-F	1:00.610
2	81	Ian PITMAN	Subaru Impreza	SLS-F	1:01.291
3	93	Allister PHILLIPS	Honda Prelude Si VTEC	SLS-F	1:01.735
4	67	Marshall WISHART	Mazda RX8	SLS-F	1:02.023
5	54	Steven McNAB	Renault Clio	SLS-F	1:02.038
6	27	Paul WILSON	Renault Clio Cup	SLS-F	1:02.099
7	48	Robert JOBSON	Audi A3 3.2	SLS-F	1:02.106
8	41	Neil METHVEN	Renault Clio 182	SLS-F	1:02.601
9	23	Andrew COWIE	Subaru Impreza	SLS-F	1:03.085
10	31	Mike DUNLEVY	Renault Clio RS	SLS-F	1:03.265
11	38	Chris HISLOP	Renault Clio 197	SLS-F	1:04.086
12	53	Jamie GOUDIE	Mazda MX5	SLS-F	1:04.415
13	59	Simon McWILLIAM	Renault Clio 172 Cup	SLS-F	1:05.089
14	132	Suzanne BUIST	Mini Cooper S	SLS-F	1:08.733
15	50	Gavin EDGAR	Renault Clio Williams	SLS-F	1:12.042

Pos	No.	Name	Make/Model	Class Code	Overall BestTm
Super Lap Scotland (Pro)					
1	11	Ian DONALDSON	Mitsubishi Evo	SLS-P	52.802
2	62	Paul RANKIN	Subaru Impreza RB320	SLS-P	53.024
3	80	Andrew BARBOUR	Mitsubishi Evo IX GT	SLS-P	53.835
4	79	Eric HOLMES	Mitsubishi Evo	SLS-P	54.591
5	86	Clark SUTHERLAND	Honda S2000	SLS-P	56.646
6	2	Steven DARLEY	Subaru Legacy GL	SLS-P	56.681
7	63	Martyn HENRY	Vauxhall Astra VXR	SLS-P	59.180

Clerk of the Course.

Sig : Time :
 Chief Timekeeper : Ian Sharp (SMART Timing)

Results available at www.mylaps.com and www.smart-timing.co.uk

Printed: 23/05/2016 19:34:35

Orbits





Edinburgh Watch Company - Perfect Lap comparison

No.	Name	Class	Best Sector 1	Best Sector 2	Best Sector 3	Perfect Lap	Best Lap	Difference	Tiebreak	
									2nd Best Lap	Difference
83	Fraser JAMIESON	E	19.690	22.979	18.415	1:01.084	1:01.084	0:00.000	1:01.277	0:00.193
27	Paul WILSON	F	19.972	23.261	18.866	1:02.099	1:02.099	0:00.000	1:02.455	0:00.356
54	Steven McNAB	F	19.995	23.458	18.585	1:02.038	1:02.038	0:00.000	1:02.435	0:00.397
34	Blair McCONACHIE	C	18.048	20.976	16.339	0:55.363	0:55.363	0:00.000	0:55.802	0:00.439
75	Jack STRATHDEE	D	19.973	23.679	18.071	1:01.723	1:01.723	0:00.000	1:02.321	0:00.598
53	Jamie GOUDIE	F	20.749	24.132	19.534	1:04.415	1:04.415	0:00.000	1:05.018	0:00.603
51	Colin DORWARD	A	19.348	22.710	17.753	0:59.811	0:59.811	0:00.000	1:00.478	0:00.667
41	Neil METHVEN	F	20.035	23.691	18.875	1:02.601	1:02.601	0:00.000	1:03.292	0:00.691
89	Steven EYRE	C	20.072	23.551	17.704	1:01.327	1:01.327	0:00.000	1:02.172	0:00.845
76	Robbie WYPER	C	18.778	22.188	16.922	0:57.888	0:57.888	0:00.000	0:58.833	0:00.945
32	John STEVENSON	A	18.537	21.172	15.756	0:55.465	0:55.465	0:00.000	0:57.070	0:01.605
132	Suzanne BUIST	F	23.118	25.871	19.744	1:08.733	1:08.733	0:00.000	1:13.708	0:04.975
62	Paul RANKIN	Pro	17.657	19.957	15.410	0:53.024	0:53.024	0:00.000	1:19.051	0:26.027
65	Sam ELASSAR	A	18.514	21.894	16.179	0:56.587	0:56.596	0:00.009		
100	Paul TOUGH	D	18.703	21.898	17.167	0:57.768	0:57.802	0:00.034		
43	Stuart BUCHAN	F	20.327	23.205	18.583	1:02.115	1:02.169	0:00.054		
20	Hamish GORDON	B	17.777	20.529	16.115	0:54.421	0:54.495	0:00.074		
63	Martyn HENRY	C	19.346	22.084	17.674	0:59.104	0:59.180	0:00.076		
25	Alistair MOWAT	E	19.033	22.338	17.667	0:59.038	0:59.116	0:00.078		
80	Andrew BARBOUR	Pro	18.265	19.742	15.748	0:53.755	0:53.835	0:00.080		
21	Scott ROBINSON	F	19.589	22.853	18.087	1:00.529	1:00.610	0:00.081		
93	Allister PHILLIPS	F	19.967	23.265	18.419	1:01.651	1:01.735	0:00.084		
79	Eric HOLMES	Pro	17.895	20.382	16.225	0:54.502	0:54.591	0:00.089		
48	Robert JOBSON	F	19.899	23.563	18.541	1:02.003	1:02.106	0:00.103		
33	Paul MARTIN	D	19.643	23.117	18.009	1:00.769	1:00.877	0:00.108		
44	Steven JEFFERIES	D	19.029	22.267	17.361	0:58.657	0:58.782	0:00.125		
103	Stuart ROBERTSON	D	19.453	22.828	17.980	1:00.261	1:00.386	0:00.125		
35	Stephen HENDERSON	D	18.956	22.088	17.383	0:58.427	0:58.554	0:00.127		
66	Marten BONNAR	D	19.753	22.653	18.182	1:00.588	1:00.718	0:00.130		
29	Archie BAIN	A	19.058	22.054	15.922	0:57.034	0:57.175	0:00.141		
358	Stavros COSTA	D	20.323	23.196	17.902	1:01.421	1:01.579	0:00.158		
2	Steven DARLEY	Pro	18.747	21.229	16.522	0:56.498	0:56.681	0:00.183		
38	Chris HISLOP	F	20.600	24.223	19.044	1:03.867	1:04.086	0:00.219		
31	Mike DUNLEVY	F	20.420	23.529	19.086	1:03.035	1:03.265	0:00.230		
59	Simon McWILLIAM	F	21.250	24.544	19.004	1:04.798	1:05.089	0:00.291		
15	Matt COLLINS	E	19.567	23.037	18.159	1:00.763	1:01.056	0:00.293		
26	Kevin KENSETT	E	19.886	22.898	18.280	1:01.064	1:01.367	0:00.303		
7	David LONG	B	18.332	21.233	15.880	0:55.445	0:55.760	0:00.315		
131	Keith COWIE	D	18.927	21.936	17.028	0:57.891	0:58.210	0:00.319		
81	Ian PITMAN	F	19.755	22.827	18.343	1:00.925	1:01.291	0:00.366		
116	Craig DILLON	E	20.343	23.339	18.560	1:02.242	1:02.609	0:00.367		
16	Martin KELMAN	E	20.212	23.416	18.465	1:02.093	1:02.483	0:00.390		
84	Paul SHENNAN	C	21.761	24.030	21.038	1:06.829	1:07.233	0:00.404		
5	Paul TOMLINSON	D	19.486	22.667	17.997	1:00.150	1:00.585	0:00.435		
69	Adrian MILNE	D	19.952	22.523	17.331	0:59.806	1:00.245	0:00.439		
64	Andrew CAMERON	E	19.887	23.016	18.584	1:01.487	1:01.936	0:00.449		
11	Ian DONALDSON	Pro	17.160	19.792	15.388	0:52.340	0:52.802	0:00.462		
55	Fiona KINDNESS	B	18.208	20.617	16.139	0:54.964	0:55.455	0:00.491		
86	Clark SUTHERLAND	Pro	18.342	21.098	16.632	0:56.072	0:56.646	0:00.574		
42	Alex MILNE	D	21.134	24.409	18.487	1:04.030	1:04.759	0:00.729		
46	George RIGBY	C	18.015	20.973	16.160	0:55.148	0:56.063	0:00.915		
67	Marshall WISHART	F	19.970	22.237	18.707	1:00.914	1:02.023	0:01.109		
50	Gavin EDGAR	F	21.799	24.574	22.427	1:08.800	1:12.042	0:03.242		
78	David RYBOWSKI	D	20.876	25.674	17.309	1:03.859				



Scottish Motorsports Automatic Race Timing

Super Lap Scotland - Round 3

Sorted on best lap time

Super Lap Scotland

Knockhill 1.267 miles

Final - Group 1

22/05/2016 15:50

Practice started at 15:40:35

Pos	No.	Name	Make/Model	Class Code	Laps	Best Tm	In Lap Diff	Best Speed	2nd Best
1	21	Scott ROBSON	Lotus Elise	SLS-F	3	1:01.834	2	73.759	1:24.625
2	81	Ian PITMAN	Subaru Impreza	SLS-F	3	1:01.869	2	0.035 73.718	1:33.027
3	27	Paul WILSON	Renault Clio Cup	SLS-F	3	1:03.032	2	1.198 72.358	1:18.559
4	48	Robert JOBSON	Audi A3 3.2	SLS-F	3	1:03.994	2	2.160 71.270	1:19.520
5	67	Marshall WISHART	Mazda RX8	SLS-F	6	1:04.514	5	2.680 70.695	1:04.861
6	41	Neil METHVEN	Renault Clio 182	SLS-F	3	1:05.369	2	3.535 69.771	1:31.496
7	31	Mike DUNLEVY	Renault Clio RS	SLS-F	3	1:05.537	2	3.703 69.592	1:39.216
8	23	Andrew COWIE	Subaru Impreza	SLS-F	3	1:06.438	2	4.604 68.648	1:23.241
9	38	Chris HISLOP	Renault Clio 197	SLS-F	3	1:07.137	2	5.303 67.933	1:24.542
10	50	Gavin EDGAR	Renault Clio Williams	SLS-F	3	1:09.105	2	7.271 65.999	1:25.804
11	93	Allister PHILLIPS	Honda Prelude Si VTEC	SLS-F	3	1:13.456	2	11.622 62.089	
12	132	Suzanne BUIST	Mini Cooper S	SLS-F	3	1:15.152	2	13.318 60.688	1:32.726
13	59	Simon McWILLIAM	Renault Clio 172 Cup	SLS-F	3	1:23.538	2	21.704 54.596	18:16.754
Not classified									
DNF	53	Jamie GOUDIE	Mazda MX5	SLS-F	2	2:28.633	2	30.685	
DNF	54	Steven McNAB	Renault Clio	SLS-F	2	5:08.817	2	14.769	

Announcements

Car No's 59 & 67 - Granted a re-run.

Margin of Victory	Avg. Speed	Best Lap Tm	Best Speed	Best Lap by
3 Laps	18.134	1:01.834	73.759	21 - Scott ROBSON

Clerk of the Course.

Sig : Time :
 Chief Timekeeper : Ian Sharp (SMART Timing)

Results available at www.mylaps.com and www.smart-timing.co.uk

Printed: 23/05/2016 19:25:13



Orbits

Super Lap Scotland - Round 3

Super Lap Scotland

Knockhill 1.267 miles

Final - Group 1

22/05/2016 15:50

Practice started at 15:40:35

Lap	Time of Day	Lap Tm	S1	S2	S3	S3Spd	SFSpd	Lap	Time of Day	Lap Tm	S1	S2	S3	S3Spd	SFSpd
(21) Scott ROBSON								2	15:59:04.240	5:08.817	22.085	4:12.682	34.050	29.038	19.536
1	16:01:14.563			39.651	24.569	47.527	84.839								
2	16:02:16.397	1:01.834	19.752	23.277	18.805	93.465	84.732								
3	16:03:41.022	1:24.625	25.265	31.730	27.630	75.828	26.102								
(81) Ian PITMAN															
1	16:00:57.250			34.128	21.546	76.782	86.368								
2	16:01:59.119	1:01.869	20.112	23.188	18.569	98.398	87.608								
3	16:03:32.146	1:33.027	23.513	37.754	31.760	49.489	34.169								
(27) Paul WILSON															
1	15:53:30.277			27.853	19.724	89.836	83.260								
2	15:54:33.309	1:03.032	20.472	23.205	19.355	93.465	84.200								
3	15:55:51.868	1:18.559	22.312	31.295	24.952	75.064	32.783								
(48) Robert JOBSON															
1	15:53:21.016			29.172	20.918	79.043	83.157								
2	15:54:25.010	1:03.994	20.994	23.931	19.069	94.120	84.095								
3	15:55:44.530	1:19.520	24.039	32.546	22.935	85.815	36.611								
(67) Marshall WISHART															
1	15:54:04.842			33.249	20.446	83.363	80.950								
2	15:55:09.703	1:04.861	20.787	24.311	19.763	92.181	79.511								
3	15:56:36.651	1:26.948	24.496	34.069	28.383	67.923	32.735								
4	16:04:39.956	8:03.305	7:15.993	27.791	19.521	90.442	82.139								
5	16:05:44.470	1:04.514	20.003	23.306	21.205	93.465	75.487								
(41) Neil METHVEN															
1	15:50:29.806			32.965	25.449	57.752	77.761								
2	15:51:35.175	1:05.369	21.253	24.035	20.081	91.303	80.081								
3	15:53:06.671	1:31.496	25.804	32.320	33.372	64.403	28.913								
(31) Mike DUNLEVY															
1	15:49:47.219			27.033	20.659	88.767	79.323								
2	15:50:52.756	1:05.537	21.409	24.064	20.064	90.686	80.368								
3	15:52:31.972	1:39.216	24.913	39.756	34.547	51.032	22.595								
(23) Andrew COWIE															
1	15:50:16.305														
2	15:51:22.743	1:06.438													
3	15:52:45.984	1:23.241													
(38) Chris HISLOP															
1	15:49:32.271			31.576	21.174	66.443	81.839								
2	15:50:39.408	1:07.137	22.001	25.459	19.677	91.055	82.039								
3	15:52:03.950	1:24.542	25.059	30.654	28.829	66.509	29.001								
(50) Gavin EDGAR															
1	15:44:33.467			30.596	21.585	75.914	82.747								
2	15:45:42.572	1:09.105	22.746	26.104	20.255	89.716	82.645								
3	15:47:08.376	1:25.804	25.753	31.785	28.266	72.627	31.986								
(93) Allister PHILLIPS															
1	16:00:28.189			29.681	19.982	89.716	83.363								
2	16:01:41.645	1:13.456	29.041	25.000	19.415	93.595	82.039								
3	16:02:54.879	1:13.234	23.891	26.650	22.693	81.244	40.647								
(132) Suzanne BUIST															
1	15:44:47.938			30.598	23.304	78.580	80.950								
2	15:46:03.090	1:15.152	25.360	27.682	22.110	85.706	78.672								
3	15:47:35.816	1:32.726	29.117	33.085	30.524	70.863	26.736								
(59) Simon McWILLIAM															
1	15:44:52.159			27.643	20.487	89.836	80.950								
2	15:46:15.697	1:23.538	22.654	27.058	33.826	61.793	25.487								
3	16:04:32.451	18:16.754	17:10.640	25.874	40.240	91.179	18.714								
(53) Jamie GOUDIE															
1	15:45:12.248			32.020	23.819	66.774	72.864								
2	15:47:40.881	2:28.633	1:27.118	33.170	28.345	76.086	32.815								
(54) Steven McNEIL															
13 Laps	53:55.423			18.134	16.306	20.638	66.181	1:03.674							

Margin of Victory	Avg. Speed	Best Lap Tm	Best Speed	Best Lap by
13 Laps	18.134	1:03.674	73.759	21 - Scott ROBSON

Clerk of the Course.
 Sig : Time :
 Chief Timekeeper : Ian Sharp (SMART Timing)
 Results available at www.mylaps.com and www.smart-timing.co.uk
 Printed: 23/05/2016 19:25:55





Super Lap Scotland - Round 3

Sorted on best lap time

Super Lap Scotland Knockhill 1.267 miles

Final - Group 2 22/05/2016 16:10

Practice started at 16:07:35

Pos	No.	Name	Make/Model	Class Code	Laps	Best Tm	In Lap Diff	Best Speed	2nd Best
1	25	Alastair MOWAT	BMW E46 M3	SLS-E	3	59.888	2	76.156	1:19.021
2	5	Paul TOMLINSON	Subaru Impreza	SLS-D	3	1:00.429	2	0.541 75.474	1:16.456
3	33	Paul MARTIN	Mitsubishi Evo 8 MR	SLS-D	3	1:00.794	2	0.906 75.021	1:23.293
4	75	Jack STRATHDEE	BMW 355D	SLS-D	3	1:01.689	2	1.801 73.933	1:21.566
5	43	Stuart BUCHAN	Renault Clio 172 Cup	SLS-E	3	1:01.848	2	1.960 73.743	1:14.281
6	15	Matt COLLINS	Porsche Cayman	SLS-E	3	1:02.009	2	2.121 73.551	1:26.208
7	83	Fraser JAMIESON	Renault Clio 172 Ph1	SLS-E	3	1:02.351	2	2.463 73.148	1:20.320
8	26	Kevin KENSETT	Peugeot 106	SLS-E	3	1:02.832	2	2.944 72.588	1:22.699
9	116	Craig DILLON	Renault Clio	SLS-E	4	1:02.875	3	2.987 72.538	1:30.029
10	42	Alex MILNE	Audi TTRS Plus	SLS-D	4	1:03.675	3	3.787 71.627	1:16.874
11	64	Andrew CAMERON	Porsche 911 Carrera	SLS-E	3	1:05.555	2	5.667 69.573	1:20.245

Not classified

DNF	16	Martin KELMAN	Renault Clio 172 Cup	SLS-E			0	-	
-----	----	---------------	----------------------	-------	--	--	---	---	--

Announcements

RED FLAG Car No's 42, 43 & 116 - Granted re-runs.

Margin of Victory	Avg. Speed	Best Lap Tm	Best Speed	Best Lap by
21.731	22.774	59.888	76.156	25 - Alastair MOWAT

Clerk of the Course. Orbits

Sig : Time :
 Chief Timekeeper : Ian Sharp (SMART Timing)
 Results available at www.mylaps.com and www.smart-timing.co.uk



Super Lap Scotland - Round 3

Super Lap Scotland

Knockhill 1.267 miles

Final - Group 2

22/05/2016 16:10

Practice started at 16:07:35

Lap	Time of Day	Lap Tm	S1	S2	S3	S3Spd	SFSpd	Lap	Time of Day	Lap Tm	S1	S2	S3	S3Spd	SFSpd
(25) Alastair MOWAT															
1	16:20:09.951			36.061	19.922	68.547	90.564								
2	16:21:09.839	59.888	19.407	22.918	17.563	104.043	91.802								
3	16:22:28.860	1:19.021	22.800	30.423	25.798	65.727	33.773								
(5) Paul TOMLINSON															
1	16:19:47.569			28.817	18.282	94.785	93.988								
2	16:20:47.998	1:00.429	19.832	22.925	17.672	103.882	96.281								
3	16:22:04.454	1:16.456	22.369	27.881	26.206	82.139	28.472								
(33) Paul MARTIN															
1	16:19:35.954			29.118	19.810	87.266	88.767								
2	16:20:36.748	1:00.794	19.758	23.511	17.525	104.692	93.857								
3	16:22:00.041	1:23.293	22.419	31.864	29.010	53.815	27.357								
(75) Jack STRATHDEE															
1	16:15:32.572			30.376	18.675	93.726	94.252								
2	16:16:34.261	1:01.689	19.795	23.738	18.156	103.561	94.120								
3	16:17:55.827	1:21.566	22.358	30.892	28.316	66.907	27.605								
(43) Stuart BUCHAN															
1	16:23:07.464			33.072	22.977	52.305	85.162								
2	16:24:09.312	1:01.848	20.090	23.203	18.555	94.919	86.590								
3	16:25:23.593	1:14.281	22.594	27.385	24.302	78.123	36.852								
(15) Matt COLLINS															
1	16:19:17.197			26.617	19.622	97.540	92.947								
2	16:20:19.206	1:02.009	19.932	23.365	18.712	103.242	91.179								
3	16:21:45.414	1:26.208	23.766	32.389	30.053	64.341	29.680								
(83) Fraser JAMIESON															
1	16:16:08.727			33.651	22.644	49.783	85.487								
2	16:17:11.078	1:02.351	19.977	23.537	18.837	93.335	85.925								
3	16:18:31.398	1:20.320	22.815	28.512	28.993	76.259	26.265								
(26) Kevin KENSETT															
1	16:16:01.087			35.839	22.107		83.675								
2	16:17:03.919	1:02.832	20.682	23.323	18.827		84.095								
3	16:18:26.618	1:22.699	22.794	29.086	30.819	76.172	19.446								
(116) Craig DILLON															
1	16:09:07.829			28.695	20.304	92.562	87.153								
2	16:23:23.730	12:34.849	13:28.750	27.901	19.250	89.836	85.925								
3	16:24:26.605	1:02.875	20.450	23.469	18.956	96.005	86.035								
4	16:25:56.634	1:30.029	24.053	34.992	30.984	54.916	25.506								
(42) Alex MILNE															
1	16:08:57.118			29.478	21.183	87.040	90.320								
2	16:23:14.354	12:44.921		27.081	23.033	90.809	94.252								
3	16:24:18.029	1:03.675		24.459	18.325	104.043	93.988								
4	16:25:34.903	1:16.874	22.616	28.152	26.106	78.488	33.773								
(64) Andrew CAMERON															
1	16:15:16.691			26.237	19.730	96.558	85.596								
2	16:16:22.246	1:05.555	21.848	24.944	18.763	99.125	89.836								
3	16:17:42.491	1:20.245	24.828	29.925	25.492	71.013	37.179								

Margin of Victory	Avg. Speed	Best Lap Tm	Best Speed	Best Lap by
21.731	22.774	59.888	76.156	25 - Alastair MOWAT

Clerk of the Course.

Orbits

Sig : Time :
 Chief Timekeeper : Ian Sharp (SMART Timing)

Results available at www.mylaps.com and www.smart-timing.co.uk



Super Lap Scotland - Round 3

Sorted on best lap time

Super Lap Scotland Knockhill 1.267 miles
 Final - Group 3 22/05/2016 16:30
 Practice started at 16:26:05

Pos	No.	Name	Make/Model	Class Code	Laps	Best Tm	In Lap Diff	Best Speed	2nd Best
1	131	Keith COWIE	Seat Leon Supercopa	SLS-D	5	57.519	4	79.293	1:05.882
2	100	Paul TOUGH	BMW M3	SLS-D	3	57.839	2	0.320 78.854	1:17.620
3	35	Stephen HENDERSON	Sylva Riot	SLS-D	3	58.172	2	0.653 78.403	1:24.494
4	78	David RYBOWSKI	Subaru Impreza WRX	SLS-D	6	58.266	5	0.747 78.276	1:02.396
5	44	Steven JEFFERIES	Mitsubishi Evo VI	SLS-D	3	59.286	2	1.767 76.929	1:19.463
6	45	Euan BEGBIE	Volkswagon Golf	SLS-D	3	1:00.176	2	2.657 75.792	1:29.163
7	103	Stuart ROBERTSON	Renault Clio	SLS-D	3	1:00.535	2	3.016 75.342	1:34.352
8	69	Adrian MILNE	Mitsubishi Evo VIII GSR	SLS-D	3	1:01.058	2	3.539 74.697	1:34.119
9	89	Steven EYRE	Subaru Impreza STi	SLS-C	3	1:01.881	2	4.362 73.703	1:33.227
10	358	Stavros COSTA	Porsche Carrera 4S	SLS-D	3	1:03.812	2	6.293 71.473	1:22.475
11	66	Marten BONNER	Fiat Abarth 500	SLS-D	3	1:19.801	2	22.282 57.153	1:40.440
12	76	Robbie WYPER	Mitsubishi Evo 8	SLS-C	2	1:22.606	2	25.087 55.212	

Announcements

Car No's 78 & 131 - Granted re-runs

Margin of Victory	Avg. Speed	Best Lap Tm	Best Speed	Best Lap by
1 Lap	25.447	57.519	79.293	131 - Keith COWIE

Clerk of the Course.

Sig : Time :
 Chief Timekeeper : Ian Sharp (SMART Timing)

Results available at www.mylaps.com and www.smart-timing.co.uk

Printed: 23/05/2016 19:27:06



Super Lap Scotland - Round 3

Super Lap Scotland

Knockhill 1.267 miles

Final - Group 3

22/05/2016 16:30

Practice started at 16:26:05

Lap	Time of Day	Lap Tm	S1	S2	S3	S3Spd	SFSpd	Lap	Time of Day	Lap Tm	S1	S2	S3	S3Spd	SFSpd
(131) Keith COWIE															
1	16:36:26.104			29.642	21.454	95.459	95.731								
2	16:37:31.986	1:05.882	19.150	21.926	24.806	108.764	29.215								
3	17:00:15.384	22:43.398	22:02.166	23.622	17.611	107.201	97.824								
4	17:01:12.903	57.519	18.978	21.501	17.040	109.296	97.399								
5	17:02:38.201	1:25.298	23.402	33.502	28.394	63.912	30.324								
(100) Paul TOUGH															
1	16:36:56.859			34.221	18.940	68.899	95.323								
2	16:37:54.698	57.839	18.649	22.053	17.137	107.544	94.919								
3	16:39:12.318	1:17.620	23.006	29.144	25.470	72.549	30.783								
(35) Stephen HENDERSON															
1	16:32:57.771			28.622	17.515	98.688	90.320								
2	16:33:55.943	58.172	19.129	21.810	17.233	102.454	90.320								
3	16:35:20.437	1:24.494	22.455	33.918	28.121	64.034	25.575								
(78) David RYBOWSKI															
1	16:36:16.921				19.598	59.126	96.281								
2	16:37:19.317	1:02.396	21.120	23.806	17.470	100.762	95.868								
3	16:38:35.358	1:16.041			24.000		34.897								
4	17:00:37.059	22:01.701			17.795	103.721	97.682								
5	17:01:35.325	58.266			17.366		97.117								
6	17:02:54.399	1:19.074			26.736	68.758	29.330								
(44) Steven JEFFERIES															
1	16:32:53.330			30.250	23.320	56.110	97.967								
2	16:33:52.616	59.286	19.213	22.606	17.467	107.544	98.688								
3	16:35:12.079	1:19.463	21.200	29.096	29.167	70.565	28.532								
(45) Euan BEGBIE															
1	16:32:39.756				19.547	56.583	95.459								
2	16:33:39.932	1:00.176			17.800		91.427								
3	16:35:09.095	1:29.163	25.282	33.694	30.187	65.216	29.563								
(103) Stuart ROBERTSON															
1	16:29:16.921			38.114	25.288	44.325	89.477								
2	16:30:17.456	1:00.535	19.564	23.058	17.913	99.566	90.809								
3	16:31:51.808	1:34.352	24.594	36.873	32.885	53.260	20.938								
(69) Adrian MILNE															
1	16:32:19.075			30.538	18.797	86.368	99.863								
2	16:33:20.133	1:01.058	20.176	23.602	17.280	103.561	101.524								
3	16:34:54.252	1:34.119	24.325	36.879	32.915	53.643	30.283								
(89) Steven EYRE															
1	16:28:36.024			27.929	19.515	90.932	98.543								
2	16:29:37.905	1:01.881	19.901	23.981	17.999	109.118	99.566								
3	16:31:11.132	1:33.227	26.561	34.394	32.272	55.923	22.702								
(358) Stavros COSTA															
1	16:28:21.522			26.720	21.059	88.299	95.188								
2	16:29:25.334	1:03.812	21.308	23.939	18.565	104.692	94.518								
3	16:30:47.809	1:22.475	23.978	30.861	27.636	67.310	31.850								
(66) Marten BONNER															
1	16:28:49.074			27.766	19.847	82.645	92.181								
2	16:30:08.875	1:19.801	29.628	29.460	20.713	86.814	85.162								
3	16:31:49.315	1:40.440	29.728	38.347	32.365	56.535	24.323								
(76) Robbie WYPER															
1	16:37:22.609			34.629	19.594	69.977	100.310								
2	16:38:45.215	1:22.606	24.836	29.868	27.902	86.590	31.256								

Margin of Victory	Avg. Speed	Best Lap Tm	Best Speed	Best Lap by
1 Lap	25.447	57.519	79.293	131 - Keith COWIE

Clerk of the Course.

Orbits

Sig : Time :
 Chief Timekeeper : Ian Sharp (SMART Timing)

Results available at www.mylaps.com and www.smart-timing.co.uk

Printed: 23/05/2016 19:27:38



Super Lap Scotland - Round 3

Sorted on best lap time

Super Lap Scotland

Knockhill 1.267 miles

Final - Group 4 - AMENDED RESULT

22/05/2016 16:50

Practice started at 16:40:22

Pos	No.	Name	Make/Model	Class Code	Laps	Best Tm	In Lap Diff	Best Speed	2nd Best
1	62	Paul RANKIN	Subaru Impreza RB320	SLS-P	3	51.470	2	88.612	1:25.726
2	80	Andrew BARBOUR	Mitsubishi Evo IX GT	SLS-P	3	54.659	2	3.189 83.442	1:29.921
3	55	Fiona KINDNESS	Subaru Impreza STi Type R	SLS-B	3	55.096	2	3.626 82.780	1:29.388
4	32	John STEVENSON	Subaru Impreza	SLS-A	3	55.173	2	3.703 82.664	1:07.270
5	20	Hamish GORDON	Ultima GTR	SLS-P	3	55.330	2	3.860 82.430	1:22.511
6	7	David LONG	Caterham R400	SLS-B	3	55.359	2	3.889 82.387	1:14.066
7	34	Blair McCONACHIE	Caterham Superlight R	SLS-C	3	55.936	2	4.466 81.537	1:05.040
8	46	George RIGBY	Subaru Impreza Spec-C	SLS-C	3	56.104	2	4.634 81.293	1:22.214
9	2	Steven DARLEY	Subaru Legacy GL	SLS-P	3	56.137	2	4.667 81.245	1:14.391
10	86	Clark SUTHERLAND	Honda S2000	SLS-P	3	56.892	2	5.422 80.167	1:09.454
11	29	Archie BAIN	Subaru Impreza Type RA	SLS-A	3	57.168	2	5.698 79.780	1:19.651
12	65	Sam ELASSAR	McLaren 650S	SLS-A	3	58.726	2	7.256 77.663	1:24.217
Not classified (from pos 13)									
	11	Ian DONALDSON	Mitsubishi Evo	SLS-P	3	53.520	2	2.050 85.217	1:16.314
DNF	79	Eric HOLMES	Mitsubishi Evo	SLS-P	2	1:05.919	2	69.189	
DQ	51	Colin DORWARD	Mitsubishi Evo 5	SLS-A	3	59.684	2	76.416	1:16.514

Announcements

Car No.11 Not classified - Lap time disallowed - Exceeding track limits.

17:21 - Car No.51 - Excluded - Technical infringement.

Margin of Victory	Avg. Speed	Best Lap Tm	Best Speed	Best Lap by
3.495	45.081	51.470	88.612	62 - Paul RANKIN

Clerk of the Course.

Orbits

Sig : Time :

Chief Timekeeper : Ian Sharp (SMART Timing)

 Results available at www.mylaps.com and www.smart-timing.co.uk

Printed: 23/05/2016 19:30:19





Super Lap Scotland - Round 3

Super Lap Scotland Final - Group 4 - AMENDED RESULT Practice started at 16:40:22

Knockhill 1.267 miles
22/05/2016 16:50



Lap	Time of Day	Lap Tm	S1	S2	S3	S3Spd	SFSpd
(62) Paul RANKIN							
1	16:56:44.896			23.145	17.667	78.032	129.802
2	16:57:36.366	51.470	17.143	19.388	14.939	139.517	126.380
3	16:59:02.092	1:25.726	22.506	33.600	29.620	59.440	33.773
(80) Andrew BARBOUR							
1	16:56:14.785				17.816		120.049
2	16:57:09.444	54.659			16.044		120.480
3	16:58:39.365	1:29.921			28.426	62.776	27.213
(55) Fiona KINDNESS							
1	16:50:13.667			28.449	19.080	80.081	107.890
2	16:51:08.763	55.096	18.160	20.783	16.153	116.304	105.349
3	16:52:38.151	1:29.388	22.772	34.550	32.066	55.553	26.204
(32) John STEVENSON							
1	16:49:59.905			32.247	20.408	51.502	125.201
2	16:50:55.078	55.173	18.360	21.301	15.512	129.302	125.905
3	16:52:02.348	1:07.270	20.758	24.099	22.413	81.441	33.537
(20) Hamish GORDON							
1	16:53:29.491			25.714	19.971	105.349	104.043
2	16:54:24.821	55.330			16.143	116.709	103.721
3	16:55:47.332	1:22.511	20.277	32.913	29.321	67.923	27.380
(7) David LONG							
1	16:49:51.123			35.794	20.260	66.974	108.941
2	16:50:46.482	55.359	18.106	21.301	15.952	116.912	108.764
3	16:52:00.548	1:14.066	20.989	28.741	24.336	71.850	38.391
(34) Blair McCONACHIE							
1	16:52:49.439			22.611	18.263	106.859	97.824
2	16:53:45.375	55.936	18.200	21.110	16.626	110.374	98.398
3	16:54:50.415	1:05.040	21.139	23.159	20.742	98.254	40.869
(46) George RIGBY							
1	16:46:38.536			34.147	18.901	89.120	107.030
2	16:47:34.640	56.104	18.269	21.344	16.491	117.526	106.351
3	16:48:56.854	1:22.214	22.554	32.249	27.411	65.856	35.432
(2) Steven DARLEY							
1	16:43:19.077			24.005	18.405	101.832	107.890
2	16:44:15.214	56.137	18.389	21.365	16.383	119.409	105.848
3	16:45:29.605	1:14.391	21.983	26.585	25.823	71.013	30.080
(86) Clark SUTHERLAND							
1	16:45:54.224			22.486	17.085	121.572	116.506
2	16:46:51.116	56.892	18.471	21.482	16.939	124.044	117.526
3	16:48:00.570	1:09.454	20.611	24.386	24.457	96.976	30.531
(29) Archie BAIN							
1	16:43:09.291			26.229	18.152	91.677	109.653
2	16:44:06.459	57.168	19.032	21.916	16.220	125.905	109.832
3	16:45:26.110	1:19.651	24.048	29.605	25.998	75.742	32.832
(65) Sam ELASSAR							
1	16:46:10.017			24.161	17.050	112.220	115.107
2	16:47:08.743	58.726	19.686	22.803	16.237	123.587	115.504
3	16:48:32.960	1:24.217	24.055	30.511	29.651	71.239	26.317
(11) Ian DONALDSON							
1	16:56:31.838			25.827	18.982	86.814	120.480
2	16:57:25.358	53.520	17.010	19.829	16.681	127.824	116.709
3	16:58:41.672	1:16.314	19.209	28.904	28.201	67.513	27.302
(79) Eric HOLMES							
1	16:53:20.392			31.290	23.310	63.309	99.419
2	16:54:26.311	1:05.919			23.943	86.368	37.659
(51) Colin DORWARD							
1	16:42:45.977			26.217	18.067	103.084	98.562
2	16:43:55.061	53.634	19.554	22.593	17.537	104.856	93.076
3	16:45:11.575	1:16.514	21.584	25.081	26.344	74.564	51.370

Margin to Victory	Avg. Speed	Best Lap Tm	Best Speed	Best Lap by
3.495	105.084	1:16.514	88.612	62 - Paul RANKIN

Clerk of the Course. Orbits

Sig : Time :
Chief Timekeeper : Ian Sharp (SMART Timing)
Results available at www.mylaps.com and www.smart-timing.co.uk



Super Lap Scotland - Round 3
Sorted on best lap time

Super Lap Scotland

Knockhill 1.267 miles

Final - Group 1

22/05/2016 15:50

Practice started at 15:40:35

Pos	No.	Name	Make/Model	Class Code	Laps	Best Tm	Diff	Best Speed	2nd Best
1	62	Paul RANKIN	Subaru Impreza RB320	SLS-P	3	51.470		88.612	1:25.726
2	80	Andrew BARBOUR	Mitsubishi Evo IX GT	SLS-P	3	54.659	3.189	83.442	1:29.921
3	55	Fiona KINDNESS	Subaru Impreza STi Type R	SLS-B	3	55.096	3.626	82.780	1:29.388
4	32	John STEVENSON	Subaru Impreza	SLS-A	3	55.173	3.703	82.664	1:07.270
5	20	Hamish GORDON	Ultima GTR	SLS-P	3	55.330	3.860	82.430	1:22.511
6	7	David LONG	Caterham R400	SLS-B	3	55.359	3.889	82.387	1:14.066
7	34	Blair McCONACHIE	Caterham Superlight R	SLS-C	3	55.936	4.466	81.537	1:05.040
8	46	George RIGBY	Subaru Impreza Spec-C	SLS-C	3	56.104	4.634	81.293	1:22.214
9	2	Steven DARLEY	Subaru Legacy GL	SLS-P	3	56.137	4.667	81.245	1:14.391
10	86	Clark SUTHERLAND	Honda S2000	SLS-P	3	56.892	5.422	80.167	1:09.454
11	29	Archie BAIN	Subaru Impreza Type RA	SLS-A	3	57.168	5.698	79.780	1:19.651
12	131	Keith COWIE	Seat Leon Supercopa	SLS-D	5	57.519	6.049	79.293	1:05.882
13	100	Paul TOUGH	BMW M3	SLS-D	3	57.839	6.369	78.854	1:17.620
14	35	Stephen HENDERSON	Sylva Riot	SLS-D	3	58.172	6.702	78.403	1:24.494
15	78	David RYBOWSKI	Subaru Impreza WRX	SLS-D	6	58.266	6.796	78.276	1:02.396
16	65	Sam ELASSAR	McLaren 650S	SLS-A	3	58.726	7.256	77.663	1:24.217
17	44	Steven JEFFERIES	Mitsubishi Evo VI	SLS-D	3	59.286	7.816	76.929	1:19.463
18	25	Alastair MOWAT	BMW E46 M3	SLS-E	3	59.888	8.418	76.156	1:19.021
19	45	Euan BEGBIE	Volkswagon Golf	SLS-D	3	1:00.176	8.706	75.792	1:29.163
20	5	Paul TOMLINSON	Subaru Impreza	SLS-D	3	1:00.429	8.959	75.474	1:16.456
21	103	Stuart ROBERTSON	Renault Clio	SLS-D	3	1:00.535	9.065	75.342	1:34.352
22	33	Paul MARTIN	Mitsubishi Evo 8 MR	SLS-D	3	1:00.794	9.324	75.021	1:23.293
23	69	Adrian MILNE	Mitsubishi Evo VIII GSR	SLS-D	3	1:01.058	9.588	74.697	1:34.119
24	75	Jack STRATHDEE	BMW 355D	SLS-D	3	1:01.689	10.219	73.933	1:21.566
25	21	Scott ROBSON	Lotus Elise	SLS-F	3	1:01.834	10.364	73.759	1:24.625
26	43	Stuart BUCHAN	Renault Clio 172 Cup	SLS-E	3	1:01.848	10.378	73.743	1:14.281
27	81	Ian PITMAN	Subaru Impreza	SLS-F	3	1:01.869	10.399	73.718	1:33.027
28	89	Steven EYRE	Subaru Impreza STi	SLS-C	3	1:01.881	10.411	73.703	1:33.227
29	15	Matt COLLINS	Porsche Cayman	SLS-E	3	1:02.009	10.539	73.551	1:26.208
30	83	Fraser JAMIESON	Renault Clio 172 Ph1	SLS-E	3	1:02.351	10.881	73.148	1:20.320
31	26	Kevin KENSETT	Peugeot 106	SLS-E	3	1:02.832	11.362	72.588	1:22.699
32	116	Craig DILLON	Ford Escort MK2	SLS-E	4	1:02.875	11.405	72.538	1:30.029
33	27	Paul WILSON	Renault Clio Cup	SLS-F	3	1:03.032	11.562	72.358	1:18.559
34	42	Alex MILNE	Audi TTRS Plus	SLS-D	4	1:03.675	12.205	71.627	1:16.874
35	358	Stavros COSTA	Porsche Carrera 4S	SLS-D	3	1:03.812	12.342	71.473	1:22.475
36	48	Robert JOBSON	Audi A3 3.2	SLS-F	3	1:03.994	12.524	71.270	1:19.520
37	67	Marshall WISHART	Mazda RX8	SLS-F	6	1:04.514	13.044	70.695	1:04.861
38	41	Neil METHVEN	Renault Clio 182	SLS-F	3	1:05.369	13.899	69.771	1:31.496
39	31	Mike DUNLEVY	Renault Clio RS	SLS-F	3	1:05.537	14.067	69.592	1:39.216
40	64	Andrew CAMERON	Porsche 911 Carrera	SLS-E	3	1:05.555	14.085	69.573	1:20.245
41	23	Andrew COWIE	Subaru Impreza	SLS-F	3	1:06.438	14.968	68.648	1:23.241
42	38	Chris HISLOP	Renault Clio 197	SLS-F	3	1:07.137	15.667	67.933	1:24.542
43	50	Gavin EDGAR	Renault Clio Williams	SLS-F	3	1:09.105	17.635	65.999	1:25.804

Clerk of the Course.

Orbits

Sig : Time :

Chief Timekeeper : Ian Sharp (SMART Timing)

 Results available at www.mylaps.com and www.smart-timing.co.uk

Printed: 12/07/2016 19:02:16



Super Lap Scotland - Round 3

Sorted on best lap time

Super Lap Scotland Knockhill 1.267 miles
 Final - Group 1 22/05/2016 15:50
 Practice started at 15:40:35

Pos	No.	Name	Make/Model	Class Code	Laps	Best Tm	Diff	Best Speed	2nd Best
44	93	Allister PHILLIPS	Honda Prelude Si VTEC	SLS-F	3	1:13.456	21.986	62.089	
45	132	Suzanne BUIST	Mini Cooper S	SLS-F	3	1:15.152	23.682	60.688	1:32.726
46	66	Marten BONNER	Fiat Abarth 500	SLS-D	3	1:19.801	28.331	57.153	1:40.440
47	76	Robbie WYPER	Mitsubishi Evo 8	SLS-C	2	1:22.606	31.136	55.212	
48	59	Simon McWILLIAM	Renault Clio 172 Cup	SLS-F	3	1:23.538	32.068	54.596	18:16.754
Not classified (from pos 49)									
	11	Ian DONALDSON	Mitsubishi Evo	SLS-P	3	53.520	2.050	85.217	1:16.314
DNF	53	Jamie GOUDIE	Mazda MX5	SLS-F	2	2:28.633		30.685	
DNF	54	Steven McNAB	Renault Clio	SLS-F	2	5:08.817		14.769	
DNF	79	Eric HOLMES	Mitsubishi Evo	SLS-P	2	1:05.919		69.189	
DNF	16	Martin KELMAN	Renault Clio 172 Cup	SLS-E				-	
DQ	51	Colin DORWARD	Mitsubishi Evo 5	SLS-A	3	59.684		76.416	1:16.514

Clerk of the Course. Orbits

Sig : Time :
 Chief Timekeeper : Ian Sharp (SMART Timing)
 Results available at www.mylaps.com and www.smart-timing.co.uk



Super Lap Scotland - Round 3

Sorted on best lap time

Super Lap Scotland

Knockhill 1.267 miles

Final - Group 1

22/05/2016 15:50

Practice started at 15:40:35

Pos	No.	Name	Make/Model	Class Code	Laps	Best Tm	Diff	Best Speed	2nd Best
Super Lap Scotland (A)									
1	32	John STEVENSON	Subaru Impreza	SLS-A	3	55.173		82.664	1:07.270
2	29	Archie BAIN	Subaru Impreza Type RA	SLS-A	3	57.168	1.995	79.780	1:19.651
3	65	Sam ELASSAR	McLaren 650S	SLS-A	3	58.726	3.553	77.663	1:24.217
Not classified (from pos 49)									
DQ	51	Colin DORWARD	Mitsubishi Evo 5	SLS-A	3	59.684		76.416	1:16.514
Super Lap Scotland (B)									
1	55	Fiona KINDNESS	Subaru Impreza STi Type R	SLS-B	3	55.096		82.780	1:29.388
2	20	Hamish GORDON	Ultima GTR	SLS-P	3	55.330	0.234	82.430	1:22.511
3	7	David LONG	Caterham R400	SLS-B	3	55.359	0.263	82.387	1:14.066
Super Lap Scotland (C)									
1	34	Blair McCONACHIE	Caterham Superlight R	SLS-C	3	55.936		81.537	1:05.040
2	46	George RIGBY	Subaru Impreza Spec-C	SLS-C	3	56.104	0.168	81.293	1:22.214
3	89	Steven EYRE	Subaru Impreza STi	SLS-C	3	1:01.881	5.945	73.703	1:33.227
4	76	Robbie WYPER	Mitsubishi Evo 8	SLS-C	2	1:22.606	26.670	55.212	
Super Lap Scotland (D)									
1	131	Keith COWIE	Seat Leon Supercopa	SLS-D	5	57.519		79.293	1:05.882
2	100	Paul TOUGH	BMW M3	SLS-D	3	57.839	0.320	78.854	1:17.620
3	35	Stephen HENDERSON	Sylva Riot	SLS-D	3	58.172	0.653	78.403	1:24.494
4	78	David RYBOWSKI	Subaru Impreza WRX	SLS-D	6	58.266	0.747	78.276	1:02.396
5	44	Steven JEFFERIES	Mitsubishi Evo VI	SLS-D	3	59.286	1.767	76.929	1:19.463
6	45	Euan BEGBIE	Volkswagon Golf	SLS-D	3	1:00.176	2.657	75.792	1:29.163
7	5	Paul TOMLINSON	Subaru Impreza	SLS-D	3	1:00.429	2.910	75.474	1:16.456
8	103	Stuart ROBERTSON	Renault Clio	SLS-D	3	1:00.535	3.016	75.342	1:34.352
9	33	Paul MARTIN	Mitsubishi Evo 8 MR	SLS-D	3	1:00.794	3.275	75.021	1:23.293
10	69	Adrian MILNE	Mitsubishi Evo VIII GSR	SLS-D	3	1:01.058	3.539	74.697	1:34.119
11	75	Jack STRATHDEE	BMW 355D	SLS-D	3	1:01.689	4.170	73.933	1:21.566
12	42	Alex MILNE	Audi TTRS Plus	SLS-D	4	1:03.675	6.156	71.627	1:16.874
13	358	Stavros COSTA	Porsche Carrera 4S	SLS-D	3	1:03.812	6.293	71.473	1:22.475
14	66	Marten BONNER	Fiat Abarth 500	SLS-D	3	1:19.801	22.282	57.153	1:40.440
Super Lap Scotland (E)									
1	25	Alastair MOWAT	BMW E46 M3	SLS-E	3	59.888		76.156	1:19.021
2	43	Stuart BUCHAN	Renault Clio 172 Cup	SLS-E	3	1:01.848	1.960	73.743	1:14.281
3	15	Matt COLLINS	Porsche Cayman	SLS-E	3	1:02.009	2.121	73.551	1:26.208
4	83	Fraser JAMIESON	Renault Clio 172 Ph1	SLS-E	3	1:02.351	2.463	73.148	1:20.320
5	26	Kevin KENSETT	Peugeot 106	SLS-E	3	1:02.832	2.944	72.588	1:22.699
6	116	Craig DILLON	Ford Escort MK2	SLS-E	4	1:02.875	2.987	72.538	1:30.029

Clerk of the Course.

Sig : Time :
 Chief Timekeeper : Ian Sharp (SMART Timing)

Results available at www.mylaps.com and www.smart-timing.co.uk

Printed: 12/07/2016 19:04:11

Orbits



Super Lap Scotland - Round 3

Sorted on best lap time

Super Lap Scotland					Knockhill 1.267 miles				
Final - Group 1					22/05/2016 15:50				
Practice started at 15:40:35									

Pos	No.	Name	Make/Model	Class Code	Laps	Best Tm	Diff	Best Speed	2nd Best
7	64	Andrew CAMERON	Porsche 911 Carrera	SLS-E	3	1:05.555	5.667	69.573	1:20.245

Not classified (from pos 49)

DNF	16	Martin KELMAN	Renault Clio 172 Cup	SLS-E					
-----	----	---------------	----------------------	-------	--	--	--	--	--

Super Lap Scotland (F)

1	21	Scott ROBSON	Lotus Elise	SLS-F	3	1:01.834		73.759	1:24.625
2	81	Ian PITMAN	Subaru Impreza	SLS-F	3	1:01.869	0.035	73.718	1:33.027
3	27	Paul WILSON	Renault Clio Cup	SLS-F	3	1:03.032	1.198	72.358	1:18.559
4	48	Robert JOBSON	Audi A3 3.2	SLS-F	3	1:03.994	2.160	71.270	1:19.520
5	67	Marshall WISHART	Mazda RX8	SLS-F	6	1:04.514	2.680	70.695	1:04.861
6	41	Neil METHVEN	Renault Clio 182	SLS-F	3	1:05.369	3.535	69.771	1:31.496
7	31	Mike DUNLEVY	Renault Clio RS	SLS-F	3	1:05.537	3.703	69.592	1:39.216
8	23	Andrew COWIE	Subaru Impreza	SLS-F	3	1:06.438	4.604	68.648	1:23.241
9	38	Chris HISLOP	Renault Clio 197	SLS-F	3	1:07.137	5.303	67.933	1:24.542
10	50	Gavin EDGAR	Renault Clio Williams	SLS-F	3	1:09.105	7.271	65.999	1:25.804
11	93	Allister PHILLIPS	Honda Prelude Si VTEC	SLS-F	3	1:13.456	11.622	62.089	
12	132	Suzanne BUIST	Mini Cooper S	SLS-F	3	1:15.152	13.318	60.688	1:32.726
13	59	Simon McWILLIAM	Renault Clio 172 Cup	SLS-F	3	1:23.538	21.704	54.596	18:16.754

Not classified (from pos 49)

DNF	53	Jamie GOUDIE	Mazda MX5	SLS-F	2	2:28.633		30.685	
DNF	54	Steven McNAB	Renault Clio	SLS-F	2	5:08.817		14.769	

Super Lap Scotland (Pro)

1	62	Paul RANKIN	Subaru Impreza RB320	SLS-P	3	51.470		88.612	1:25.726
2	80	Andrew BARBOUR	Mitsubishi Evo IX GT	SLS-P	3	54.659	3.189	83.442	1:29.921
3	2	Steven DARLEY	Subaru Legacy GL	SLS-P	3	56.137	4.667	81.245	1:14.391
4	86	Clark SUTHERLAND	Honda S2000	SLS-P	3	56.892	5.422	80.167	1:09.454

Not classified (from pos 49)

	11	Ian DONALDSON	Mitsubishi Evo	SLS-P	3	53.520	2.050	85.217	1:16.314
DNF	79	Eric HOLMES	Mitsubishi Evo	SLS-P	2	1:05.919		69.189	

Clerk of the Course. Orbits

Sig : Time :
 Chief Timekeeper : Ian Sharp (SMART Timing)
 Results available at www.mylaps.com and www.smart-timing.co.uk

