

Knockhill

23rd/24th April 2016

Knockhill Motor Sports Club Scottish Championship Bike Meeting



S.M.A.R.T.

Scottish Motorsports Automatic Race Timing

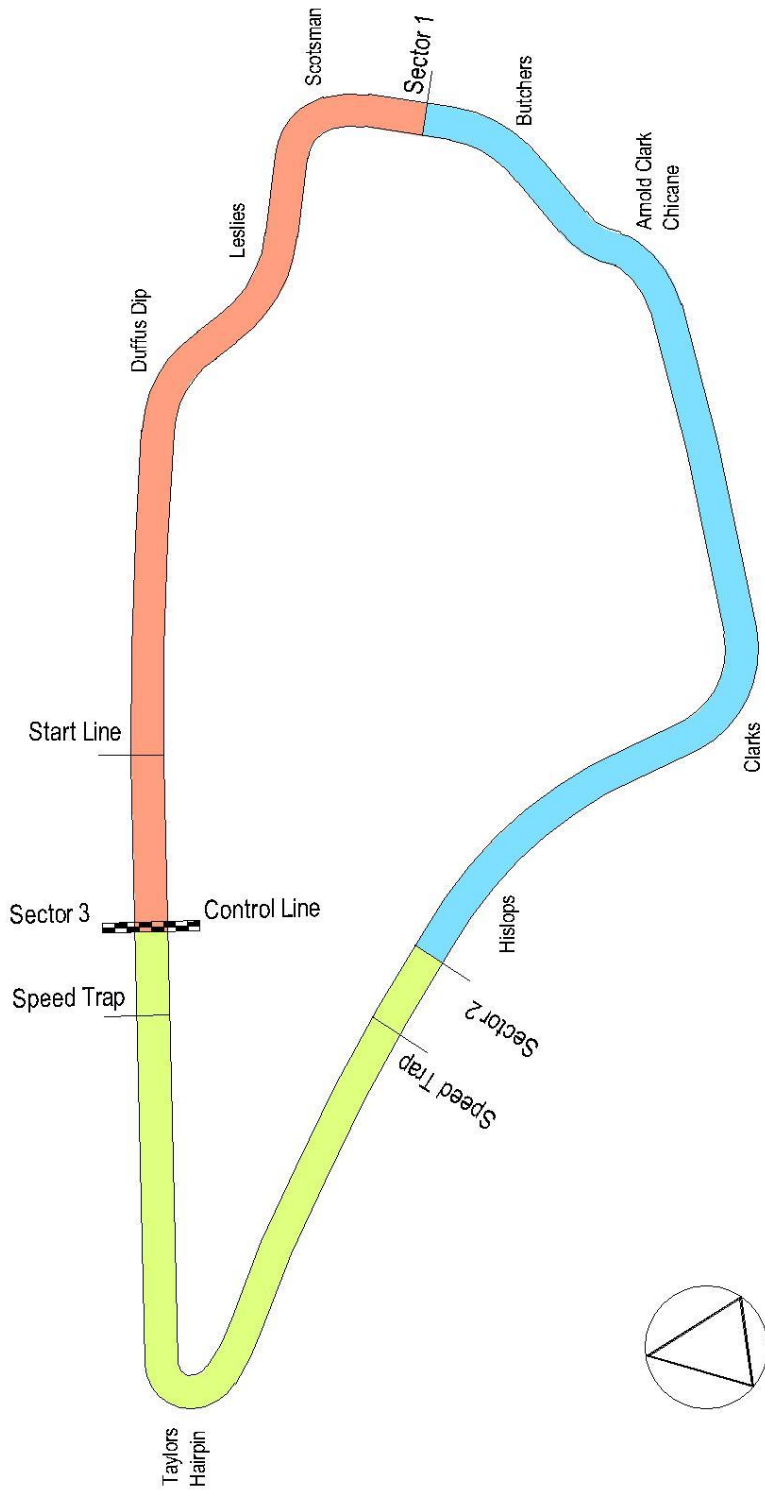

Ravenslea, Melrose Road, Galashiels, TD1 2AT

Telephone : 01896 – 752447

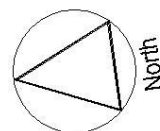
Scottish Motorsports Automatic Race Timing

Circuit layout

Knockhill – Clockwise



Length
Sector 1 0.433 Mile
Sector 2 0.503 Mile
Sector 3 0.334 Mile



Qualifying Results

KMSC National Motorcycle Racing

Sorted on best lap time

Scottish Championship Superstock 600

Knockhill 1.267 miles

Warm Up

23/04/2016 09:15

Practice (10:00 Time) started at 8:59:41

Pos	No.	Name	Make/Model	CC	Class	Laps	Best Tm	Diff	Best Speed	2nd Best
1	8	Lewis ROLLO	Kawasaki	ZXR 600	S6	8	54.003		84.460	54.119
2	64	Sam MUNRO	Kawasaki	ZX6R 600	S6	9	55.368	1.365	82.378	55.634
3	15	Harry TRUELOVE	Yamaha	R6 600	S6	8	56.371	2.368	80.912	57.609
4	45	Ewan GRAY	Kawasaki	ZX6R 600	S6	5	56.499	2.496	80.729	57.018
5	121	Callum PATERSON	Yamaha	R6 600	S6	9	56.771	2.768	80.342	56.887
6	11	Patrick FORMAN	Kawasaki	ZX6R 600	S6	6	56.989	2.986	80.035	57.552
7	189	Tom HENDERSON	Kawasaki	ZX6R 600	S6	8	57.334	3.331	79.553	57.793
8	85	Steve HORNE	Triumph	Dayton 675	S6	9	57.851	3.848	78.842	57.861
9	75	Charlie BUNYAN	Yamaha	R6 600	S6	9	57.871	3.868	78.815	58.539
10	72	Peter DUNCAN	Triumph	675R	S6	9	58.285	4.282	78.255	58.979
11	5	Kyle DUNCAN	Kawasaki	ZX6R 600	S6	9	58.714	4.711	77.683	58.875
12	28	Paul BOWERBANK	Yamaha	R6 600	S6	8	58.794	4.791	77.578	59.468
13	86	Russell WILL	Yamaha	R6 600	S6	5	59.260	5.257	76.967	1:01.241
14	87	Steven ALLISON	Kawasaki	ZX6R 600	S6	9	59.972	5.969	76.054	1:00.018
15	102	Greame KERR	Suzuki	GSXR 600	S6	9	1:00.084	6.081	75.912	1:00.869
16	9	Keith HOUGHTON	Honda	CBR 600	S6	9	1:00.220	6.217	75.740	1:01.822
17	84	Kyle HARPER	Kawasaki	ZX6R 600	S6	4	1:00.595	6.592	75.272	1:01.681
18	58	Barry STEWART	Yamaha	R6 600	S6	9	1:00.772	6.769	75.053	1:01.011
19	79	Ashley ROBSON	Kawasaki	ZX6R 600	S6	9	1:01.043	7.040	74.719	1:01.412
20	35	Kevin GILES	Kawasaki	ZX6R 600	S6	9	1:01.386	7.383	74.302	1:01.611
21	17	Roddy MacLEOD	Suzuki	GSXR 600 K7	S6	8	1:03.397	9.394	71.945	1:03.992

Clerk of the Course :

Sig : Time :

Chief Timekeeper : Ian Sharp (SMART Timing)

Results available at www.mylaps.com and www.smart-timing.co.uk

Printed: 25/04/2016 19:20:03

Orbits



Qualifying Results

KMSC National Motorcycle Racing

Scottish Championship Superstock 600

Knockhill 1.267 miles

Warm Up

23/04/2016 09:15

Practice (10:00 Time) started at 8:59:41

Lap	Time of Day	Lap Tm	S1	S2	S3	S3Spd	SFSpd	Lap	Time of Day	Lap Tm	S1	S2	S3	S3Spd	SFSpd
8	9:08:17.606	1:00.869	19.956	23.543	17.370	114.129	112.976								
9	9:09:29.947	1:12.341	20.545	24.995	26.801	100.161	23.967								
(9) Keith HOUGHTON															
1	9:00:58.849			27.471	20.752	105.349	112.220								
2	9:02:06.917	1:08.068	23.087	25.717	19.264	106.689	112.220								
3	9:03:11.111	1:04.194	21.346	24.665	18.183	116.912	113.742								
4	9:04:13.623	1:02.512	20.827	23.650	18.035	119.835	114.518								
5	9:05:15.798	1:02.175	20.820	23.575	17.780	118.985	115.504								
6	9:06:17.640	1:01.842	20.980	23.365	17.497	119.835	115.107								
7	9:07:19.462	1:01.822	20.495	23.409	17.918	119.621	113.549								
8	9:08:19.682	1:00.220	19.903	22.940	17.377	118.356	115.305								
9	9:09:34.541	1:14.859	20.569	24.477	29.813	104.204	18.703								
(84) Kyle HARPER															
1	9:04:40.675			23.630	17.802	111.846	107.890								
2	9:05:42.356	1:01.681	20.210	23.722	17.749	113.166	108.588								
3	9:06:42.951	1:00.595	19.892	23.257	17.446	111.290	107.890								
4	9:07:50.148	1:07.197	20.369	23.448	23.380	110.012	38.000								
(58) Barry STEWART															
1	9:00:53.856			26.684	19.477	114.714	112.220								
2	9:01:58.664	1:04.808	21.775	24.548	18.485	117.321	113.357								
3	9:03:02.448	1:03.784	21.406	24.077	18.301	117.116	113.742								
4	9:04:05.062	1:02.614	21.068	23.668	17.878	119.835	113.742								
5	9:05:06.073	1:01.011	20.344	23.315	17.352	119.409	114.323								
6	9:06:07.239	1:01.166	20.366	23.314	17.486	118.147	113.166								
7	9:07:08.011	1:00.772	20.265	23.276	17.231	115.305	112.976								
8	9:08:09.354	1:01.343	20.477	23.556	17.310	113.935	112.976								
9	9:09:27.054	1:17.700	22.076	27.966	27.658	92.308	25.900								
(79) Ashley ROBSON															
1	9:01:02.061			27.949	20.156	101.371	101.987								
2	9:02:08.549	1:06.488			18.484	107.372	108.413								
3	9:03:12.766	1:04.217			18.260	109.474	107.544								
4	9:04:14.794	1:02.028			17.550	110.193	108.588								
5	9:05:16.512	1:01.718			17.774	109.832	111.846								
6	9:06:18.428	1:01.916	20.724	23.357	17.835	110.374	107.544								
7	9:07:19.840	1:01.412	20.255	23.294	17.863	114.518	108.588								
8	9:08:20.883	1:01.043	20.206	22.812	18.025	110.556	105.349								
9	9:09:36.574	1:15.691	22.203	26.050	27.438	97.540	26.163								
(35) Kevin GILES															
1	9:00:53.303			26.453	19.769	110.374	115.504								
2	9:01:58.355	1:05.052	21.877	24.791	18.384	118.356	116.103								
3	9:03:01.714	1:03.359			17.859	118.985	115.504								
4	9:04:04.244	1:02.530			17.499	120.697	115.305								
5	9:05:05.630	1:01.386			17.286	122.236	117.116								
6	9:06:08.124	1:02.494			17.615	121.792	117.321								
7	9:07:09.735	1:01.611	20.790	23.478	17.343	121.352	116.912								
8	9:08:11.901	1:02.166	21.360	23.611	17.195	121.133	117.321								
9	9:09:29.388	1:17.487	24.383	26.660	26.444	101.066	23.563								
(17) Roddy MacLEOD															
1	9:01:05.391			28.297	21.942	97.540	106.689								
2	9:02:13.503	1:08.112	23.084	25.835	19.193	109.653	111.474								
3	9:03:18.738	1:05.235	21.247	24.859	19.129	109.296	110.374								
4	9:04:22.730	1:03.992			18.761	106.015	112.597								
5	9:05:28.112	1:05.382			18.880	105.349	111.660								
6	9:06:32.463	1:04.351	21.072	24.465	18.814	107.201	111.474								
7	9:07:35.860	1:03.397	20.849	24.329	18.219	107.717	111.660								
8	9:08:43.619	1:07.759	20.733	24.712	22.314	108.764	34.645								

Clerk of the Course :

Sig : Time :

Chief Timekeeper : Ian Sharp (SMART Timing)

Results available at www.mylaps.com and www.smart-timing.co.uk

Printed: 25/04/2016 19:20:22

Orbits



Qualifying Results

KMSC National Motorcycle Racing

Sorted on best lap time

MT 125's

Knockhill 1.267 miles

Warm Up

23/04/2016 09:30

Practice (10:00 Time) started at 9:13:11

Pos	No.	Name	Make/Model	CC	Class	Laps	Best Tm	Diff	Best Speed	2nd Best
1	8	Robin LAMB	Honda	MT125	HMT	7	1:09.381		65.740	1:09.381
2	4	Jerry LODGE	Honda	MT125	HMT	7	1:09.504	0.123	65.623	1:09.925
3	35	Stuart COX	Honda	MT125	HMT	7	1:10.773	1.392	64.447	1:11.269
4	33	Norman BECKETT	Honda	MT125	HMT	5	1:12.483	3.102	62.926	1:15.079
5	14	Andrew GREEN	Honda	MT125	HMT	6	1:12.663	3.282	62.770	1:13.084
6	177	Christian GUNSON	Honda	MT125	HMT	7	1:13.109	3.728	62.388	1:13.616
7	111	Alexander ROBERTSON	Honda	MT125	HMT	6	1:18.519	9.138	58.089	1:19.267
8	29	Reg SQUIRE	Honda	RS125	HMT	6	1:22.931	13.550	54.999	1:23.143
9	2	Roddy TAYLOR	Honda	MT125	HMT	2	1:32.078	22.697	49.535	

Clerk of the Course :

Sig : Time :

Chief Timekeeper : Ian Sharp (SMART Timing)

Results available at www.mylaps.com and www.smart-timing.co.uk

Printed: 25/04/2016 18:33:31

Orbits



Qualifying Results

KMSC National Motorcycle Racing

MT 125's

Knockhill 1.267 miles

Warm Up

23/04/2016 09:30

Practice (10:00 Time) started at 9:13:11

Lap	Time of Day	Lap Tm	S1	S2	S3	S3Spd	SFSpd	Lap	Time of Day	Lap Tm	S1	S2	S3	S3Spd	SFSpd
(8) Robin LAMB															
1	9:14:42.945			30.825	23.107	78.488	81.639								
2	9:15:54.836	1:11.891	23.674	27.347	20.870	86.814	84.306								
3	9:17:04.217	1:09.381	22.469	26.317	20.595	86.146	82.442								
4	9:18:13.851	1:09.634	22.605	26.217	20.812	85.596	81.839								
5	9:19:23.232	1:09.381	22.498	26.374	20.509	85.162	81.540								
6	9:20:33.502	1:10.270	22.799	26.438	21.033	87.040	80.561								
7	9:21:46.533	1:13.031	22.604	26.023	24.404	84.625	31.956								
(4) Jerry LODGE															
1	9:14:58.528				24.715	74.813	77.047								
2	9:16:14.344	1:15.816			21.495	80.853	78.672								
3	9:17:28.260	1:13.916			20.673	81.146	79.417								
4	9:18:39.105	1:10.845			20.146	80.561	78.950								
5	9:19:49.030	1:09.925			20.352	81.938	78.397								
6	9:20:58.534	1:09.504			20.309	81.938	78.305								
7	9:22:11.993	1:13.459			24.358	81.441	29.051								
(35) Stuart COX															
1	9:14:43.935				24.671	70.491	71.089								
2	9:16:01.858	1:17.923			22.459	75.064	74.316								
3	9:17:15.441	1:13.583			21.320	78.857	75.064								
4	9:18:27.740	1:12.299			21.230	79.606	74.316								
5	9:19:39.588	1:11.848			21.202	79.323	74.152								
6	9:20:50.857	1:11.269			20.858	79.700	73.989								
7	9:22:01.630	1:10.773			21.008	79.511	73.022								
(33) Norman BECKETT															
1	9:14:38.844			30.854	23.609	74.234	74.316								
2	9:15:54.635	1:15.791	24.128	29.297	22.366	77.761	75.828								
3	9:17:09.714	1:15.079	24.304	28.793	21.982	77.941	75.233								
4	9:18:22.197	1:12.483	22.951	27.556	21.976	77.224	73.182								
5	9:19:44.955	1:22.758	22.861	28.548	31.349	75.402	26.122								
(14) Andrew GREEN															
1	9:14:48.393			33.456	24.619	73.422	73.262								
2	9:16:10.826	1:22.433	26.004	32.610	23.819	70.417	72.706								
3	9:17:26.795	1:15.969	24.634	29.602	21.733	78.032	73.989								
4	9:18:41.046	1:14.251	24.072	28.860	21.319	78.032	73.907								
5	9:19:53.709	1:12.663	23.551	27.840	21.272	78.397	73.989								
6	9:21:06.793	1:13.084	23.648	28.004	21.432	77.761	73.182								
(177) Christian GUNSON															
1	9:14:35.615				23.043	74.897	73.422								
2	9:15:54.097	1:18.482			22.494	75.233	74.070								
3	9:17:10.027	1:15.930			21.827	77.941	75.233								
4	9:18:23.643	1:13.616			21.768	76.870	75.233								
5	9:19:38.124	1:14.481			22.523	73.826	73.583								
6	9:20:51.853	1:13.729			21.413	77.224	74.234								
7	9:22:04.962	1:13.109			21.670	75.828	72.392								
(111) Alexander ROBERTSON															
1	9:14:51.700			34.352	24.717	74.316	74.316								
2	9:16:13.386	1:21.686	26.730	31.052	23.904	77.402	74.481								
3	9:17:33.057	1:19.671			23.143	76.870	73.502								
4	9:18:52.324	1:19.267			30.421	23.420	73.826								
5	9:20:10.843	1:18.519	25.598	30.019	22.902	76.259	74.564								
6	9:21:30.168	1:19.325			25.013	76.345	33.091								
(29) Reg SQUIRE															
1	9:14:59.289			37.161	26.435	72.864	70.123								
2	9:16:24.217	1:24.928	28.181	32.956	23.791	75.402	80.465								
3	9:17:47.360	1:23.143	26.337	33.413	23.393	77.851	82.039								
4	9:19:11.784	1:24.424	26.101	33.807	24.516	75.742	71.543								
5	9:20:36.411	1:24.627	26.377	32.611	25.639	75.233	73.989								
6	9:21:59.342	1:22.931			23.967	78.765	73.182								
(2) Roddy TAYLOR															
1	9:14:48.239			33.385	26.194	59.598	68.899								
2	9:16:20.317	1:32.078	28.252	32.443	31.383	64.651	31.774								

Clerk of the Course :

Sig : Time :

Chief Timekeeper : Ian Sharp (SMART Timing)

 Results available at www.mylaps.com and www.smart-timing.co.uk

Printed: 25/04/2016 18:33:55

Orbits



Qualifying Results

KMSC National Motorcycle Racing

Sorted on best lap time

Scottish Championship Lightweights

Knockhill 1.267 miles

Warm Up

23/04/2016 09:45

Practice (10:00 Time) started at 9:23:52

Pos	No.	Name	Make/Model	CC	Class	Laps	Best Tm	Diff	Best Speed	2nd Best
1	49	Paul McCLUNG	Kawasaki	ER6	SL	8	57.234		79.692	57.387
2	15	Keith DICKIE	Kawasaki	ER6	SL	7	58.832	1.598	77.527	58.920
3	5	Gillian McGAW	Kawasaki	650	SL	8	58.982	1.748	77.330	59.327
4	21	Grant REID	Kawasaki	ER6	SL	8	59.699	2.465	76.401	1:00.170
5	13	Andrew BARTON	Suzuki	SV650	SL	8	59.960	2.726	76.069	1:00.276
6	11	Lewis PATERSON	Suzuki	SV650	SL	8	1:00.034	2.800	75.975	1:00.233
7	4	Alan GIBSON	Suzuki	SV650	SL	6	1:01.278	4.044	74.433	1:02.655
8	79	Ashley ROBSON	Kawasaki	ZXR400	SL	8	1:01.668	4.434	73.962	1:01.729
9	121	Robert WOODWARD	Suzuki	SV650	SL	8	1:01.737	4.503	73.879	1:02.793
10	55	Tom ROBINSON	Aprilia	RRV 450	SL	8	1:01.846	4.612	73.749	1:02.051
11	66	Kevin WATRET	Kawasaki	ER6	SL	7	1:02.222	4.988	73.304	1:02.429
12	24	Alex REID	Suzuki	650	SL	8	1:02.341	5.107	73.164	1:03.155
13	90	David McNAIRN	Suzuki	SV650	SL	4	1:02.627	5.393	72.829	1:03.587
14	111	Allan McCLEARY	Suzuki	SV650	SL	7	1:03.370	6.136	71.976	1:03.774
15	16	Gerry KEIRNAN	Suzuki	SV650	SL	7	1:03.564	6.330	71.756	1:03.838
16	39	Stuart HAMILTON	Kawasaki	ER650	SL	7	1:03.969	6.735	71.302	1:04.501
17	134	Kenneth THIRLWALL	Kawasaki	ER6	SL	8	1:04.243	7.009	70.997	1:04.827
18	25	Jim PURVIS	Yamaha	FZR400	SL	8	1:04.768	7.534	70.422	1:04.798
19	112	Gordon MILLAR	Suzuki	SV650	SL	7	1:05.318	8.084	69.829	1:06.389
20	117	Lianne MAYHEW	Kawasaki	ZX6R 400	SL	7	1:05.915	8.681	69.197	1:06.309
21	67	Eddie BUTLER	Honda	SP1	SL	7	1:06.388	9.154	68.704	1:07.115
22	74	Christine WATSON	Suzuki	SV650	SL	7	1:07.067	9.833	68.008	1:07.762
23	110	Symon WOODWARD	Kawasaki	ZXR400	SL	6	1:13.391	16.157	62.148	1:15.055
24	162	Patrick POLLARD	Suzuki	SV650	SL	6	1:13.520	16.286	62.039	1:13.792
25	118	Rod WALKER	Kawasaki	ZXR400	SL	2	1:17.815	20.581	58.615	

Clerk of the Course :

Sig : Time :

Chief Timekeeper : Ian Sharp (SMART Timing)

Results available at www.mylaps.com and www.smart-timing.co.uk

Printed: 25/04/2016 18:56:43

Orbits



Qualifying Results

KMSC National Motorcycle Racing

Sorted on best lap time

National Pre-Injection 600

Knockhill 1.267 miles

Warm Up

23/04/2016 10:00

Practice (10:00 Time) started at 9:35:02

Pos	No.	Name	Make/Model	CC	Class	Laps	Best Tm	Diff	Best Speed	2nd Best
1	0	Alex McGUINNESS	Yamaha	R6 600	Pl6	8	57.421		79.432	57.984
2	89	Alex BASS	Yamaha	R6 600	Pl6	8	57.428	0.007	79.423	58.329
3	91	Lewis SHAND	Yamaha	R6 600	Pl6	8	57.598	0.177	79.188	57.702
4	48	David McCAFFERTY	Yamaha	R6 600	Pl6	8	58.088	0.667	78.520	58.158
5	41	Kieran MURRAY	Kawasaki	ZX6 600	Pl6	7	58.830	1.409	77.530	59.163
6	15	Jon DICKIE	Yamaha	R6 600	Pl6	8	59.003	1.582	77.303	59.172
7	26	Alan McGREGOR	Yamaha	R6	Pl6	8	59.158	1.737	77.100	1:00.105
8	6	James WILKEN	Yamaha	R6 600	Pl6	6	1:00.141	2.720	75.840	1:00.653
9	88	Brian MARR	Yamaha	R6 600	Pl6	8	1:00.816	3.395	74.998	1:01.596
10	199	Ross WATTS	Yamaha	YZF R6 600	Pl6	8	1:01.954	4.533	73.621	1:02.832
11	16	Michael CLARK	Honda	CBR600	Pl6	7	1:02.234	4.813	73.289	1:02.237
12	129	Martin HERRIOT	Yamaha	R6 600	Pl6	8	1:03.117	5.696	72.264	1:03.514
13	60	Douglas BROWN	Yamaha	R6 600	Pl6	6	1:04.523	7.102	70.689	1:04.552
14	45	Gerry SULLIVAN	Kawasaki	ZX6R 600	Pl6	6	1:04.954	7.533	70.220	1:06.355
15	10	Stuart DEANS	Kawasaki	ZX6 600	Pl6	7	1:06.394	8.973	68.697	1:07.010
16	73	Fraser CAMERON	Yamaha	R6 600	Pl6	6	1:06.837	9.416	68.242	1:07.278
17	888	Joe CAIRNEY	Honda	CBR6	Pl6	7	1:11.186	13.765	64.073	1:11.196
18	94	Darren CRAIGMILE	Yamaha	R6 600	Pl6	2	1:11.453	14.032	63.833	

Clerk of the Course :

Sig : Time :

Chief Timekeeper : Ian Sharp (SMART Timing)

 Results available at www.mylaps.com and www.smart-timing.co.uk

Printed: 25/04/2016 18:42:42

Orbits



Qualifying Results

KMSC National Motorcycle Racing

National Pre-Injection 600

Knockhill 1.267 miles

Warm Up

23/04/2016 10:00

Practice (10:00 Time) started at 9:35:02

Lap	Time of Day	Lap Tm	S1	S2	S3	S3Spd	SFSpd	Lap	Time of Day	Lap Tm	S1	S2	S3	S3Spd	SFSpd
6	9:42:25.127	1:16.423	22.766	26.103	27.554	107.030	26.379								

(888) Joe CAIRNEY

1	9:36:26.310				20.843		100.011
2	9:37:38.226	1:11.916			20.861		100.914
3	9:38:49.422	1:11.196			20.461		102.142
4	9:40:00.964	1:11.542	23.778	27.121	20.643		100.161
5	9:41:12.150	1:11.186	24.659	26.163	20.364		100.762
6	9:42:23.622	1:11.472	23.855	26.374	21.243		97.682
7	9:43:36.150	1:12.528			21.587		95.868

(94) Darren CRAIGMILE

1	9:36:18.559			26.946	19.383	109.832	104.856
2	9:37:30.012	1:11.453	22.275	25.645	23.533	111.474	33.996

Clerk of the Course :

Sig : Time :

Chief Timekeeper : Ian Sharp (SMART Timing)

Results available at www.mylaps.com and www.smart-timing.co.uk

Printed: 25/04/2016 18:43:07

Orbits



Qualifying Results

KMSC National Motorcycle Racing

Sorted on best lap time

Ultratape Post Classics

Knockhill 1.267 miles

Warm Up

23/04/2016 10:15

Practice (10:00 Time) started at 9:48:22

Pos	No.	Name	Make/Model	CC	Class	Laps	Best Tm	Diff	Best Speed	2nd Best
1	8	Robin LAMB	Decorite	250	PC	8	1:02.611		72.848	1:03.159
2	2	Roddy TAYLOR	Yamaha	TZ350	PC	4	1:03.794	1.183	71.497	1:07.519
3	111	Jimmy SHANKS	Honda	CB500	PC	7	1:04.422	1.811	70.800	1:04.723
4	13	Andrew BARTON	Honda	CB500	PC	6	1:05.279	2.668	69.871	1:06.789
5	177	Christian GUNSON	Yamaha	FZ600	PC	7	1:07.431	4.820	67.641	1:07.497
6	14	Andrew GREEN	Yamaha	250RD	PC	7	1:08.472	5.861	66.613	1:09.267
7	3	Jed HEATH	Spondon	TZ350	PC	7	1:08.667	6.056	66.423	1:08.912
8	110	Symon WOODWARD	Yamaha	250	PC	6	1:10.978	8.367	64.261	1:11.345
9	22	Ian RUSSELL	Honda	NSR250	PC	6	1:11.467	8.856	63.821	1:11.841
10	333	Peter DOLAN	Honda	CB500	PC	7	1:11.785	9.174	63.538	1:12.567
11	36	Craig DOUGLAS	Yamaha	TZ 350	PC	6	1:12.996	10.385	62.484	1:13.786

Clerk of the Course :

Sig : Time :

Chief Timekeeper : Ian Sharp (SMART Timing)

Results available at www.mylaps.com and www.smart-timing.co.uk

Printed: 25/04/2016 19:27:32

Orbits



Qualifying Results

KMSC National Motorcycle Racing

Ultratape Post Classics

Knockhill 1.267 miles

Warm Up

23/04/2016 10:15

Practice (10:00 Time) started at 9:48:22

Lap	Time of Day	Lap Tm	S1	S2	S3	S3Spd	SFSpd	Lap	Time of Day	Lap Tm	S1	S2	S3	S3Spd	SFSpd	
(8) Robin LAMB																
1	9:49:48.355			28.507	20.107	92.947	106.351	5	9:55:07.264	1:11.841			21.252	90.564	87.952	
2	9:50:53.901	1:05.546	21.300	25.321	18.925	102.611	106.351	6	9:56:18.731	1:11.467			21.006	89.957	87.608	
3	9:51:57.475	1:03.574	20.855	24.384	18.335	105.848	106.689	(333) Peter DOLAN								
4	9:53:00.086	1:02.611	20.322	23.946	18.343	105.681	106.183	1	9:50:02.542			32.889	22.909	82.849	84.839	
5	9:54:03.245	1:03.159	20.368	24.523	18.268	105.515	105.681	2	9:51:18.129	1:15.587			21.493	86.479	87.266	
6	9:55:07.146	1:03.901	20.567	24.067	19.267	107.030	105.020	3	9:52:31.084	1:12.955	23.363	28.693	20.899	84.306	86.035	
7	9:56:10.388	1:03.242	20.802	24.064	18.376	107.890	104.043	4	9:53:43.651	1:12.567			20.847	84.095	83.885	
8	9:57:19.334	1:08.946	21.066	24.085	23.795	104.366	31.625	5	9:54:56.628	1:12.977		28.755	20.728	85.487	84.095	
(2) Roddy TAYLOR																
1	9:49:48.957			29.186	20.901	97.540	103.721	6	9:56:08.413	1:11.785	23.429	27.821	20.535	87.380	83.363	
2	9:50:56.476	1:07.519	22.822	25.628	19.069	106.183	103.561	7	9:57:24.872	1:16.459			24.665	87.494	29.799	
3	9:52:00.270	1:03.794	21.021	24.083	18.690	107.030	104.366	(36) Craig DOUGLAS								
4	9:53:35.000	1:34.730	36.930	32.258	25.542	83.989	37.637	1	9:50:16.266				24.182	67.991	86.257	
(111) Jimmy SHANKS																
1	9:49:48.117				20.421	84.412	88.068	2	9:51:36.872	1:20.606			23.851	90.442	81.146	
2	9:50:55.130	1:07.013			19.596	93.205	89.358	3	9:52:52.674	1:15.802			20.738	88.884	90.932	
3	9:52:00.208	1:05.078			19.190	92.690	89.836	4	9:54:06.460	1:13.786			21.027	90.809	90.932	
4	9:53:05.596	1:05.388			19.258	91.427	89.716	5	9:55:19.456	1:12.996			21.083	95.595	87.952	
5	9:54:10.319	1:04.723	20.991	24.747	18.985	92.054	90.077	6	9:56:37.391	1:17.935			25.294		32.624	
6	9:55:16.643	1:06.324			19.360	93.595	90.320	(13) Andrew BARTON								
7	9:56:21.065	1:04.422			19.038	94.385	89.477	1	9:49:50.837				21.636	85.054		
(177) Christian GUNSON																
1	9:49:49.944				20.981	94.385	93.726	2	9:51:00.428	1:09.591			19.871	89.120		
2	9:50:59.889	1:09.945			19.904	96.281	94.120	3	9:52:09.002	1:08.574			19.898	89.477		
3	9:52:08.633	1:08.744			19.710	97.540	94.252	4	9:53:15.791	1:06.789			19.353	89.596		
4	9:53:17.379	1:08.746			19.382	96.281	93.857	5	9:54:21.070	1:05.279			18.958	93.988	88.416	
5	9:54:25.198	1:07.819			19.315	95.731	93.076	6	9:55:32.629	1:07.431			19.088	96.976	92.947	
6	9:55:32.629	1:07.431			19.145	96.419	92.181	7	9:56:40.126	1:07.497						
(14) Andrew GREEN																
1	9:49:59.679			31.163	23.687	85.270	80.755	(3) Jed HEATH								
2	9:51:14.444	1:14.765	25.466	28.628	20.671	89.477	87.837	1	9:50:01.988				31.676	22.968	81.739	86.368
3	9:52:26.181	1:11.737	23.432	28.023	20.282	84.412	86.368	2	9:51:16.862	1:14.874	24.455	28.977	21.442	85.706	88.068	
4	9:53:36.822	1:10.641	23.227	27.306	20.108	89.596	87.608	3	9:52:28.574	1:11.712	22.919	27.801	20.992	81.540	91.303	
5	9:54:47.094	1:10.272	22.572	27.343	20.357	86.702	85.925	4	9:53:38.461	1:09.887	22.667	27.049	20.171	93.857	94.385	
6	9:55:56.361	1:09.267	22.587	26.577	20.103	91.928	87.837	5	9:54:47.128	1:08.667	22.267	26.653	19.747	90.932	94.651	
7	9:57:04.833	1:08.472			20.062	92.181	85.706	6	9:55:56.040	1:08.912	22.195	26.455	20.262	94.120	90.932	
(110) Symon WOODWARD																
1	9:50:18.177				23.587		77.851	7	9:57:12.078	1:16.038	22.219	26.138	27.681	93.205	27.742	
2	9:51:37.291	1:19.114			21.716			(22) Ian RUSSELL								
3	9:52:51.825	1:14.534			20.354			1	9:50:07.840				25.322	66.840	87.608	
4	9:54:05.365	1:13.540						2	9:51:26.914	1:19.074			22.105	87.494	89.002	
5	9:55:16.710	1:11.345			20.288			3	9:52:42.462	1:15.548			21.565	88.416	88.649	
6	9:56:27.688	1:10.978			20.033			4	9:53:55.423	1:12.961			21.173	90.198	88.299	

Clerk of the Course :

Sig : Time :

Chief Timekeeper : Ian Sharp (SMART Timing)

 Results available at www.mylaps.com and www.smart-timing.co.uk

Orbits



Qualifying Results

KMSC National Motorcycle Racing

Sorted on best lap time

Scottish Championship Superbikes & KMSC Clubman

Knockhill 1.267 miles

Warm Up

23/04/2016 10:30

Practice (10:00 Time) started at 9:58:27

Pos	No.	Name	Make/Model	CC	Class	Laps	Best Tm	Diff	Best Speed	2nd Best
1	34	John DEAN	Suzuki	GSXR1000K9	SB	9	51.787		88.074	52.282
2	99	Michael ROBERTSON	Kawasaki	ZX10	SB	8	52.221	0.434	87.342	52.353
3	79	Bruce BIRNIE	BMW	S1000RR	SB	7	52.916	1.129	86.195	54.750
4	68	Paul WISHART	Kawasaki	ZX10R	SB	9	53.731	1.944	84.888	54.068
5	55	Donald MacFADYEN	BMW	S1000RR	SB	8	53.732	1.945	84.886	54.519
6	119	Kristopher DUNCAN	Kawasaki	ZX10	SB	7	54.012	2.225	84.446	54.719
7	59	Matt TRUELOVE	Honda	CBR 600	SB	9	54.398	2.611	83.847	55.108
8	3	Adrian CLARK	Kawasaki	ZX10R	SB	9	54.982	3.195	82.956	55.476
9	48	Euan MESTON	Yamaha	R1	SB	8	55.423	3.636	82.296	55.680
10	7	James LAING	BMW	S1000RR	SB	6	55.680	3.893	81.916	56.434
11	67	Des BURNS	Kawasaki	ZX10R	C	8	55.693	3.906	81.897	56.495
12	69	Rodney SCOTT	BMW	S1000RR	C	8	56.256	4.469	81.077	56.467
13	4	Daniel MacLEAN	Kawasaki	ZX10R	C	8	56.605	4.818	80.578	56.723
14	17	Angus MEARNS	Yamaha	R6 600	C	8	56.871	5.084	80.201	57.016
15	71	Gavin JONES	Honda	Fireblade	C	8	57.094	5.307	79.887	57.236
16	11	Richard HUGHES	BMW	S1000RR	C	8	57.297	5.510	79.604	57.913
17	46	George SPENCE	Honda	CBR1000	SB	8	57.301	5.514	79.599	57.388
18	33	Graeme BODEL	BMW	S1000RR	C	8	57.420	5.633	79.434	57.441
19	47	Alan BRYCE	BMW	1000RR	SB	6	57.750	5.963	78.980	1:01.081
20	22	Steven WATSON	Suzuki	GSXR750	C	7	58.042	6.255	78.583	58.817
21	54	Gordon DUNCAN	Ducati	Panigale 899	C	6	58.590	6.803	77.848	1:02.022
22	43	Steve NICOLL	Kawasaki	ZX10	C	8	58.727	6.940	77.666	59.489
23	151	Ben WARMINGTON	Yamaha	R1	C	8	59.116	7.329	77.155	59.170
24	45	Gary HOPKINS	Yamaha	R1M	C	6	59.563	7.776	76.576	59.812
25	12	Gordon McDONALD	Honda	CBR1000	C	8	1:00.176	8.389	75.796	1:00.629
26	63	Kenny PATERSON	BMW	S1000RR	C	6	1:00.447	8.660	75.456	1:00.779
27	6	Calum MacLEAN	Suzuki	GSXR1000	C	8	1:00.589	8.802	75.279	1:00.880
28	32	Sean REID	Honda	Fireblade	C	8	1:02.168	10.381	73.367	1:02.746
29	36	Craig MARTIN	Honda	CBR900 RR-Y	C	5	1:02.603	10.816	72.857	1:03.411
30	37	Steven PATTERSON	Yamaha	YZF R1	C	3	1:02.717	10.930	72.725	1:05.719
31	265	Ricky BUCHANAN	Yamaha	R1	C	7	1:08.745	16.958	66.348	1:09.143

Clerk of the Course :

Sig : Time :

Chief Timekeeper : Ian Sharp (SMART Timing)

Results available at www.mylaps.com and www.smart-timing.co.uk

Printed: 25/04/2016 19:13:45

Orbits



Qualifying Results

KMSC National Motorcycle Racing

Sorted on best lap time

KMSC 125's

Knockhill 1.267 miles

Warm Up

23/04/2016 10:45

Practice (10:00 Time) started at 10:08:43

Pos	No.	Name	Make/Model	CC	Class	Laps	Best Tm	Diff	Best Speed	2nd Best
1	9	Rishon HICKEY	Aprilia	RS125	F125	8	1:05.348		69.797	1:05.527
2	127	Josh HODGE	KTM	Moto 3	F125	8	1:05.520	0.172	69.614	1:06.171
3	12	Jordan GILL	KTM	RC390	F125	8	1:06.887	1.539	68.191	1:07.034
4	27	James McLAREN	Aprilia	RS125	F125	7	1:08.858	3.510	66.239	1:08.957
5	88	Lewis NICOL	Aprilia	RS125	F125	6	1:09.588	4.240	65.544	1:11.891
6	8	Cameron McPHERSON	Aprilia	RS125	F125	6	1:15.724	10.376	60.233	1:16.059
7	47	Joel BAVIDGE	Aprilia	RS125	F125	6	1:20.349	15.001	56.766	1:23.497
8	44	Murray PATTISON	Aprilia	125	F125	5	1:29.041	23.693	51.225	1:30.540
9	23	Keirin KELLAS	Aprilia	RS125	F125	1			-	

Clerk of the Course :

Sig : Time :

Chief Timekeeper : Ian Sharp (SMART Timing)

Results available at www.mylaps.com and www.smart-timing.co.uk

Printed: 25/04/2016 18:03:38

Orbits



Qualifying Results

KMSC National Motorcycle Racing

KMSC 125's

Knockhill 1.267 miles

Warm Up

23/04/2016 10:45

Practice (10:00 Time) started at 10:08:43

Lap	Time of Day	Lap Tm	S1	S2	S3	S3Spd	SFSpd	Lap	Time of Day	Lap Tm	S1	S2	S3	S3Spd	SFSpd
(9) Rishon HICKEY															
1	10:10:07.905				19.865		81.938								
2	10:11:16.120	1:08.215			19.326		81.244								
3	10:12:23.699	1:07.579			19.674		81.938								
4	10:13:30.304	1:06.605			19.307		83.054								
5	10:14:35.831	1:05.527			19.171		82.039								
6	10:15:41.588	1:05.757			18.910		83.157								
7	10:16:46.936	1:05.348			19.197		81.244								
8	10:18:02.800	1:15.864			25.870		28.988								
(127) Josh HODGE															
1	10:10:00.802			25.998	20.624	100.310	101.218								
2	10:11:06.973	1:06.171	21.916	25.406	18.849	104.856	102.768								
3	10:12:12.493	1:05.520			19.490	102.611	101.987								
4	10:13:21.622	1:09.129		26.585	20.193	96.558	101.066								
5	10:14:28.920	1:07.298	22.155	25.133	20.010	98.688	101.218								
6	10:15:35.320	1:06.400	21.436	25.501	19.463	97.824	100.611								
7	10:16:43.996	1:08.676	22.200	26.517	19.959	93.465	99.272								
8	10:18:02.056	1:18.060	24.333	28.358	25.369	96.697	31.054								
(12) Jordan GILL															
1	10:10:03.347			27.195	21.377	86.814	85.054								
2	10:11:12.488	1:09.141	22.437	26.312	20.392	87.952	86.146								
3	10:12:20.090	1:07.602	21.779	25.655	20.168	87.494	86.035								
4	10:13:27.858	1:07.768	21.921	25.849	19.998	87.722	86.035								
5	10:14:35.271	1:07.413	21.801	25.643	19.969	86.702	85.270								
6	10:15:42.305	1:07.034	21.899	25.382	19.753	87.722	86.035								
7	10:16:49.192	1:06.887	21.357	25.007	20.523	88.649	85.379								
8	10:18:05.861	1:16.669	22.356	26.662	27.651	76.694	27.788								
(27) James McLAREN															
1	10:10:11.409				21.658		79.985								
2	10:11:22.939	1:11.530			20.474		79.323								
3	10:12:33.372	1:10.433			20.500		79.700								
4	10:13:43.584	1:10.212			20.046		80.368								
5	10:14:52.541	1:08.957			20.166		79.043								
6	10:16:01.399	1:08.858			20.123		80.081								
7	10:17:15.288	1:13.889			24.957		34.897								
(88) Lewis NICOL															
1	10:10:23.672				21.208		81.146								
2	10:11:37.681	1:14.009			20.975	83.054	81.639								
3	10:12:49.572	1:11.891			21.903	85.379	80.561								
4	10:14:10.042	1:20.470			28.280	82.747	20.719								
5	10:16:20.515	2:10.473			20.763	84.625	81.048								
6	10:17:30.103	1:09.588			20.554		81.244								
(8) Cameron McPHERSON															
1	10:11:41.480				23.618		64.403								
2	10:12:59.897	1:18.417			22.643		67.513								
3	10:14:16.781	1:16.884			22.448		67.041								
4	10:15:32.840	1:16.059			22.464		66.774								
5	10:16:48.564	1:15.724			22.500		66.116								
6	10:18:11.495	1:22.931			26.651		35.098								
(47) Joel BAVIDGE															
1	10:10:29.348			34.790	24.972	73.664	74.813								
2	10:11:54.596	1:25.248	28.888	31.771	24.589	74.564	74.152								
3	10:13:18.093	1:23.497			24.013	75.914	74.481								
4	10:14:38.442	1:20.349			23.407	77.671	75.914								
5	10:16:02.034	1:23.592			24.503	71.927	74.234								
6	10:17:31.113	1:29.079			31.715	74.981	17.749								
(44) Murray PATTISON															
1	10:10:45.090				31.505	65.663	59.651								
2	10:12:20.293	1:35.203			28.093	67.242	62.368								
3	10:13:52.255	1:31.962	29.863	34.642	27.457	70.565	63.851								
4	10:15:22.795	1:30.540			27.024	71.696	65.921								
5	10:16:51.836	1:29.041			26.637	71.696	65.663								
(23) Keirin KELLAS															
1	10:10:16.752			34.253	24.521	72.470	69.686								

Clerk of the Course :

Sig :

Time :

Chief Timekeeper : Ian Sharp (SMART Timing)

Results available at www.mylaps.com and www.smart-timing.co.uk

Printed: 25/04/2016 17:54:59

Orbits



Qualifying Results

KMSC National Motorcycle Racing

Sorted on best lap time

Scottish Championship Superstock 600

Knockhill 1.267 miles

Qualifying

23/04/2016 11:00

Qualifying (10:00 Time) started at 10:21:22

Pos	No.	Name	Make/Model	CC	Class	Laps	Best Tm	Diff	Best Speed	2nd Best
1	8	Lewis ROLLO	Kawasaki	ZXR 600	S6	12	51.868		87.937	52.070
2	30	Liam SHELLCOCK	Triumph	675R	S6	10	53.134	1.266	85.841	53.305
3	45	Ewan GRAY	Kawasaki	ZX6R 600	S6	11	53.472	1.604	85.299	54.188
4	99	Callum GRIGOR	Kawasaki	ZX6R 600	S6	9	53.558	1.690	85.162	54.145
5	31	Torquil PATERSON	Yamaha	R6 600	S6	10	53.749	1.881	84.859	53.827
6	121	Callum PATERSON	Yamaha	R6 600	S6	11	54.111	2.243	84.291	54.167
7	64	Sam MUNRO	Kawasaki	ZX6R 600	S6	10	54.118	2.250	84.280	54.728
8	189	Tom HENDERSON	Kawasaki	ZX6R 600	S6	11	54.651	2.783	83.459	54.914
9	75	Charlie BUNYAN	Yamaha	R6 600	S6	11	54.834	2.966	83.180	54.943
10	15	Harry TRUELOVE	Yamaha	R6 600	S6	11	54.840	2.972	83.171	54.960
11	28	Paul BOWERBANK	Yamaha	R6 600	S6	8	54.887	3.019	83.100	55.176
12	11	Patrick FORMAN	Kawasaki	ZX6R 600	S6	11	54.993	3.125	82.940	55.033
13	84	Kyle HARPER	Kawasaki	ZX6R 600	S6	8	55.246	3.378	82.560	55.466
14	5	Kyle DUNCAN	Kawasaki	ZX6R 600	S6	11	55.389	3.521	82.347	55.479
15	26	Allan RENNIE	Honda	CBR 600	S6	11	55.601	3.733	82.033	56.221
16	81	Ryan WATSON	Yamaha	R6 600	S6	11	55.653	3.785	81.956	56.134
17	72	Peter DUNCAN	Triumph	675R	S6	11	56.023	4.155	81.415	56.136
18	21	Mike SWANSON	Yamaha	R6 600	S6	8	56.357	4.489	80.932	56.642
19	86	Russell WILL	Yamaha	R6 600	S6	8	56.506	4.638	80.719	57.037
20	85	Steve HORNE	Triumph	Dayton 675	S6	10	56.752	4.884	80.369	56.855
21	9	Keith HOUGHTON	Honda	CBR 600	S6	10	57.872	6.004	78.813	57.970
22	102	Greame KERR	Suzuki	GSXR 600	S6	10	57.911	6.043	78.760	57.925
23	35	Kevin GILES	Kawasaki	ZX6R 600	S6	10	58.073	6.205	78.541	58.370
24	79	Ashley ROBSON	Kawasaki	ZX6R 600	S6	9	58.149	6.281	78.438	58.149
25	87	Steven ALLISON	Kawasaki	ZX6R 600	S6	10	58.187	6.319	78.387	58.525
26	58	Barry STEWART	Yamaha	R6 600	S6	10	58.371	6.503	78.140	58.754
27	17	Roddy MacLEOD	Suzuki	GSXR 600 K7	S6	10	1:00.901	9.033	74.894	1:00.951

Clerk of the Course :

Sig : Time :

Chief Timekeeper : Ian Sharp (SMART Timing)

Results available at www.mylaps.com and www.smart-timing.co.uk

Printed: 25/04/2016 19:21:09

Orbits



Qualifying Results

KMSC National Motorcycle Racing

Scottish Championship Superstock 600

Knockhill 1.267 miles

Qualifying

23/04/2016 11:00

Qualifying (10:00 Time) started at 10:21:22

Lap	Time of Day	Lap Tm	S1	S2	S3	S3Spd	SFSpd	Lap	Time of Day	Lap Tm	S1	S2	S3	S3Spd	SFSpd
5	10:26:29.798	59.499	19.868	22.475	17.156		114.910								
6	10:27:28.774	58.976	19.379	22.386	17.211		115.703								
7	10:28:27.508	58.734	19.304	22.496	16.934		114.129								
8	10:29:26.033	58.525	19.318	22.319	16.888	117.940	115.703								
9	10:30:25.004	58.971	19.104	22.633	17.234	119.196	108.588								
10	10:31:23.191	58.187			16.341	116.304	114.910								

(58) Barry STEWART

1	10:22:36.976			24.831	18.236	115.703	113.549
2	10:23:38.343	1:01.367			17.258	112.408	112.597
3	10:24:37.406	59.063	19.328	22.921	16.814		113.166
4	10:25:35.777	58.371	19.425	22.399	16.547	117.526	112.976
5	10:26:34.531	58.754	19.519	22.442	16.793		112.786
6	10:27:34.703	1:00.172	19.415	23.542	17.215		110.374
7	10:28:34.054	59.351	19.984	22.645	16.722	116.709	112.033
8	10:29:34.763	1:00.709	19.435	23.310	17.964	112.976	112.408
9	10:30:34.921	1:00.158	20.002	22.600	17.556	118.985	108.413
10	10:31:35.537	1:00.616	20.343	23.276	16.997	116.709	111.474

(17) Roddy MacLEOD

1	10:22:39.031				19.006	114.323	113.166
2	10:23:41.124	1:02.093			17.762	113.742	112.408
3	10:24:42.075	1:00.951			17.335	114.518	112.597
4	10:25:42.976	1:00.901			17.377	114.129	112.597
5	10:26:44.921	1:01.945			17.983	111.105	110.193
6	10:27:49.384	1:04.463			17.956	110.922	111.474
7	10:28:51.975	1:02.591			17.800	112.408	111.846
8	10:29:54.113	1:02.138			17.760	112.220	110.374
9	10:30:57.816	1:03.703			18.367	113.357	109.118
10	10:32:06.986	1:09.170			23.714	109.118	27.985

Clerk of the Course :

Sig : Time :

Chief Timekeeper : Ian Sharp (SMART Timing)

Results available at www.mylaps.com and www.smart-timing.co.uk

Printed: 25/04/2016 19:21:54

Orbits



KMSC National Motorcycle Racing

Scottish Championship Superstock 600

Knockhill 1.267 miles

Race 1 - 1st Race

23/04/2016 13:00

Race (10 Laps) started at 12:48:42

POLE POSITION

AMENDED GRID - Bike No.59 Added to Back of Grid

1	1 8 Lewis ROLLO 51.868	2 30 Liam SHELLCOCK 53.134	3 45 Ewan GRAY 53.472
2	4 99 Callum GRIGOR 53.558	5 31 Torquil PATERSON 53.749	6 121 Callum PATERSON 54.111
3	7 64 Sam MUNRO 54.118	8 189 Tom HENDERSON 54.651	9 75 Charlie BUNYAN 54.834
4	10 15 Harry TRUELOVE 54.840	11 28 Paul BOWERBANK 54.887	12 11 Patrick FORMAN 54.993
5	13 84 Kyle HARPER 55.246	14 5 Kyle DUNCAN 55.389	15 26 Allan RENNIE 55.601
6	16 81 Ryan WATSON 55.653	17 72 Peter DUNCAN 56.023	18 21 Mike SWANSON 56.357
7	19 86 Russell WILL 56.506	20 85 Steve HORNE 56.752	21 9 Keith HOUGHTON 57.872
8	22 102 Greame KERR 57.911	23 35 Kevin GILES 58.073	24 79 Ashley ROBSON 58.149
9	25 87 Steven ALLISON 58.187	26 58 Barry STEWART 58.371	27 17 Roddy MacLEOD 1:00.901
10	28 59 Matt TRUELOVE		

Clerk of the Course :

Sig : Time :

Chief Timekeeper : Ian Sharp (SMART Timing)

Results available at www.mylaps.com and www.smart-timing.co.uk

Orbits



KMSC National Motorcycle Racing

Scottish Championship Superstock 600

Knockhill 1.267 miles

Race 23 - 2nd Race

24/04/2016 13:00

Race (10 Laps) started at 12:48:14

POLE POSITION

1	1 8 Lewis ROLLO 51.868	2 30 Liam SHELLCOCK 53.134	3 45 Ewan GRAY 53.472
2	4 99 Callum GRIGOR 53.558	5 31 Torquil PATERSON 53.749	6 121 Callum PATERSON 54.111
3	7 64 Sam MUNRO 54.118	8 189 Tom HENDERSON 54.651	9 75 Charlie BUNYAN 54.834
4	10 15 Harry TRUELOVE 54.840	11 28 Paul BOWERBANK 54.887	12 11 Patrick FORMAN 54.993
5	13 84 Kyle HARPER 55.246	14 5 Kyle DUNCAN 55.389	15 26 Allan RENNIE 55.601
6	16 81 Ryan WATSON 55.653	17 72 Peter DUNCAN 56.023	18 21 Mike SWANSON 56.357
7	19 86 Russell WILL 56.506	20 85 Steve HORNE 56.752	21 9 Keith HOUGHTON 57.872
8	22 102 Greame KERR 57.911	23 35 Kevin GILES 58.073	24 79 Ashley ROBSON 58.149
9	25 87 Steven ALLISON 58.187	26 58 Barry STEWART 58.371	27 17 Roddy MacLEOD 1:00.901
10	28 59 Matt TRUELOVE	29 184 Ryan GIBSON	

Clerk of the Course :

Orbits

Sig : Time :

Chief Timekeeper : Ian Sharp (SMART Timing)

Results available at www.mylaps.com and www.smart-timing.co.uk



Qualifying Results

KMSC National Motorcycle Racing

Sorted on best lap time

MT 125's

Knockhill 1.267 miles

Qualifying

23/04/2016 11:15

Qualifying (10:00 Time) started at 10:33:34

Pos	No.	Name	Make/Model	CC	Class	Laps	Best Tm	Diff	Best Speed	2nd Best
1	4	Jerry LODGE	Honda	MT125	HMT	7	1:07.776		67.297	1:08.089
2	8	Robin LAMB	Honda	MT125	HMT	4	1:07.835	0.059	67.238	1:07.919
3	33	Norman BECKETT	Honda	MT125	HMT	9	1:08.523	0.747	66.563	1:09.282
4	35	Stuart COX	Honda	MT125	HMT	9	1:08.670	0.894	66.420	1:08.789
5	14	Andrew GREEN	Honda	MT125	HMT	9	1:08.812	1.036	66.283	1:08.871
6	177	Christian GUNSON	Honda	MT125	HMT	8	1:10.602	2.826	64.603	1:11.037
7	110	Symon WOODWARD	Honda	MT125	HMT	8	1:11.085	3.309	64.164	1:11.426
8	2	Roddy TAYLOR	Honda	MT125	HMT	8	1:12.554	4.778	62.865	1:13.064
9	111	Alexander ROBERTSON	Honda	MT125	HMT	8	1:13.468	5.692	62.083	1:13.532
10	19	Paul KIRKBY	Honda	MT125	HMT	8	1:13.929	6.153	61.696	1:14.164
11	29	Reg SQUIRE	Honda	RS125	HMT	8	1:16.105	8.329	59.932	1:18.242

Clerk of the Course :

Sig : Time :

Chief Timekeeper : Ian Sharp (SMART Timing)

Results available at www.mylaps.com and www.smart-timing.co.uk

Printed: 25/04/2016 18:34:17

Orbits



KMSC National Motorcycle Racing

MT 125's

Knockhill 1.267 miles

Race 2 - 1st Race

23/04/2016 13:15

Race (10 Laps) started at 13:08:55

POLE POSITION

1	1 4 Jerry LODGE 1:07.776	2 8 Robin LAMB 1:07.835	3 33 Norman BECKETT 1:08.523
2	4 35 Stuart COX 1:08.670	5 14 Andrew GREEN 1:08.812	6 177 Christian GUNSON 1:10.602
3	7 110 Symon WOODWARD 1:11.085	8 2 Roddy TAYLOR 1:12.554	9 111 Alexander ROBERTSON 1:13.468
4	10 19 Paul KIRKBY 1:13.929	11 29 Reg SQUIRE 1:16.105	

Clerk of the Course :

Sig : Time :

Chief Timekeeper : Ian Sharp (SMART Timing)

Results available at www.mylaps.com and www.smart-timing.co.uk

Printed: 25/04/2016 18:35:02

Orbits



Qualifying Results

KMSC National Motorcycle Racing

Sorted on best lap time

Scottish Championship Lightweights

Knockhill 1.267 miles

Qualifying

23/04/2016 11:30

Qualifying (10:00 Time) started at 10:46:09

Pos	No.	Name	Make/Model	CC	Class	Laps	Best Tm	Diff	Best Speed	2nd Best
1	49	Paul McCLUNG	Kawasaki	ER6	SL	9	55.310		82.464	55.466
2	5	Gillian McGAW	Kawasaki	650	SL	11	56.694	1.384	80.451	56.881
3	15	Keith DICKIE	Kawasaki	ER6	SL	11	56.785	1.475	80.322	57.105
4	4	Alan GIBSON	Suzuki	SV650	SL	10	57.540	2.230	79.268	57.936
5	21	Grant REID	Kawasaki	ER6	SL	11	57.978	2.668	78.669	58.448
6	11	Lewis PATERSON	Suzuki	SV650	SL	10	58.409	3.099	78.089	58.684
7	55	Tom ROBINSON	Aprilia	RRV 450	SL	10	58.994	3.684	77.315	59.380
8	24	Alex REID	Suzuki	650	SL	10	59.273	3.963	76.951	59.338
9	39	Stuart HAMILTON	Kawasaki	ER650	SL	10	59.356	4.046	76.843	59.847
10	13	Andrew BARTON	Suzuki	SV650	SL	10	59.499	4.189	76.658	59.623
11	66	Kevin WATRET	Kawasaki	ER6	SL	10	59.738	4.428	76.352	59.760
12	121	Robert WOODWARD	Suzuki	SV650	SL	10	1:00.010	4.700	76.006	1:00.106
13	54	Ryan GIBSON	Kawasaki	ZXR400	SL	10	1:00.173	4.863	75.800	1:01.241
14	90	David McNAIRN	Suzuki	SV650	SL	10	1:00.217	4.907	75.744	1:00.385
15	16	Gerry KEIRNAN	Suzuki	SV650	SL	10	1:01.092	5.782	74.659	1:01.509
16	67	Eddie BUTLER	Honda	SP1	SL	9	1:01.294	5.984	74.413	1:01.343
17	79	Ashley ROBSON	Kawasaki	ZXR400	SL	9	1:01.322	6.012	74.379	1:01.713
18	25	Jim PURVIS	Yamaha	FZR400	SL	10	1:01.720	6.410	73.900	1:02.279
19	134	Kenneth THIRLWALL	Kawasaki	ER6	SL	9	1:02.704	7.394	72.740	1:03.417
20	29	Eric UTTERSON	Suzuki	SV650	SL	9	1:02.961	7.651	72.443	1:02.999
21	112	Gordon MILLAR	Suzuki	SV650	SL	9	1:04.449	9.139	70.771	1:05.037
22	74	Christine WATSON	Suzuki	SV650	SL	9	1:04.907	9.597	70.271	1:05.051
23	117	Lianne MAYHEW	Kawasaki	ZX6R 400	SL	9	1:04.931	9.621	70.245	1:05.309
24	189	Gary CRAIG	Suzuki	SV650	SL	9	1:05.051	9.741	70.116	1:05.109
25	110	Symon WOODWARD	Kawasaki	ZXR400	SL	7	1:07.260	11.950	67.813	1:07.261
26	162	Patrick POLLARD	Suzuki	SV650	SL	9	1:08.512	13.202	66.574	1:09.488
27	194	Robyn LINDSAY	Kawasaki	ZXR400	SL	9	1:09.322	14.012	65.796	1:10.345
28	111	Allan McCLEARY	Suzuki	SV650	SL	1			-	

Clerk of the Course :

Sig : Time :

Chief Timekeeper : Ian Sharp (SMART Timing)

Results available at www.mylaps.com and www.smart-timing.co.uk

Printed: 25/04/2016 18:57:47

Orbits



Qualifying Results

KMSC National Motorcycle Racing

Scottish Championship Lightweights

Knockhill 1.267 miles

Qualifying

23/04/2016 11:30

Qualifying (10:00 Time) started at 10:46:09

Lap	Time of Day	Lap Tm	S1	S2	S3	S3Spd	SFSpd	Lap	Time of Day	Lap Tm	S1	S2	S3	S3Spd	SFSpd
4	10:51:20.890	1:11.394			20.381	90.077	91.802								
5	10:52:30.551	1:09.661			20.164	94.252	89.239								
6	10:53:43.253	1:12.702			22.887	93.988	79.890								
7	10:54:53.641	1:10.388			20.024	94.785	89.358								
8	10:56:02.153	1:08.512			19.998	90.932	89.957								
9	10:57:11.641	1:09.488			20.280	88.649	89.120								

(194) Robyn LINDSAY

1	10:47:42.885			29.422	22.348	85.925	84.625								
2	10:48:59.893	1:17.008	26.694	28.528	21.786	86.702	84.625								
3	10:50:13.132	1:13.239			20.953	88.068	86.146								
4	10:51:25.913	1:12.781			20.795	88.183	87.837								
5	10:52:36.920	1:11.007	23.220	27.175	20.612	89.836	87.266								
6	10:53:47.265	1:10.345	22.973	26.945	20.427	88.767	90.320								
7	10:54:56.587	1:09.322	22.882	26.674	19.766	91.677	87.952								
8	10:56:07.300	1:10.713	23.027	27.451	20.235	89.239	88.183								
9	10:57:18.358	1:11.058	22.651	27.807	20.600	86.590	86.702								

(111) Allan McCLEARY

1	10:47:29.326				18.339	103.721	100.762								
---	--------------	--	--	--	--------	---------	---------	--	--	--	--	--	--	--	--

Clerk of the Course :

Sig : Time :

Chief Timekeeper : Ian Sharp (SMART Timing)

Results available at www.mylaps.com and www.smart-timing.co.uk

Printed: 25/04/2016 18:58:03

Orbits



KMSC National Motorcycle Racing

Scottish Championship Lightweights

Knockhill 1.267 miles

Race 3 - 1st Race

23/04/2016 13:30

Race (10 Laps) started at 13:26:55

POLE POSITION

1	1 49 Paul McCLUNG 55.310	2 5 Gillian McGAW 56.694	3 15 Keith DICKIE 56.785
2	4 4 Alan GIBSON 57.540	5 21 Grant REID 57.978	6 11 Lewis PATERSON 58.409
3	7 55 Tom ROBINSON 58.994	8 24 Alex REID 59.273	9 39 Stuart HAMILTON 59.356
4	10 13 Andrew BARTON 59.499	11 66 Kevin WATRET 59.738	12 121 Robert WOODWARD 1:00.010
5	13 54 Ryan GIBSON 1:00.173	14 90 David McNAIRN 1:00.217	15 16 Gerry KEIRNAN 1:01.092
6	16 67 Eddie BUTLER 1:01.294	17 79 Ashley ROBSON 1:01.322	18 25 Jim PURVIS 1:01.720
7	19 134 Kenneth THIRLWALL 1:02.704	20 29 Eric UTTERSON 1:02.961	21 112 Gordon MILLAR 1:04.449
8	22 74 Christine WATSON 1:04.907	23 117 Lianne MAYHEW 1:04.931	24 189 Gary CRAIG 1:05.051
9	25 110 Symon WOODWARD 1:07.260	26 162 Patrick POLLARD 1:08.512	27 194 Robyn LINDSAY 1:09.322
10	28 111 Allan McCLEARY		

Clerk of the Course :

Orbits

Sig : Time :

Chief Timekeeper : Ian Sharp (SMART Timing)

Results available at www.mylaps.com and www.smart-timing.co.uk



KMSC National Motorcycle Racing

Scottish Championship Lightweights

Knockhill 1.267 miles

Race 25 - 2nd Race

24/04/2016 13:30

Race (10 Laps) started at 13:22:09

POLE POSITION

1	1 49 Paul McCLUNG 55.310	2 5 Gillian McGAW 56.694	3 15 Keith DICKIE 56.785
2	4 4 Alan GIBSON 57.540	5 21 Grant REID 57.978	6 11 Lewis PATERSON 58.409
3	7 55 Tom ROBINSON 58.994	8 24 Alex REID 59.273	9 39 Stuart HAMILTON 59.356
4	10 13 Andrew BARTON 59.499	11 66 Kevin WATRET 59.738	12 121 Robert WOODWARD 1:00.010
5	13 54 Ryan GIBSON 1:00.173	14 90 David McNAIRN 1:00.217	15 16 Gerry KEIRNAN 1:01.092
6	16 67 Eddie BUTLER 1:01.294	17 79 Ashley ROBSON 1:01.322	18 25 Jim PURVIS 1:01.720
7	19 134 Kenneth THIRLWALL 1:02.704	20 29 Eric UTTERSON 1:02.961	21 112 Gordon MILLAR 1:04.449
8	22 74 Christine WATSON 1:04.907	23 117 Lianne MAYHEW 1:04.931	24
9	25 110 Symon WOODWARD 1:07.260	26 162 Patrick POLLARD 1:08.512	27 194 Robyn LINDSAY 1:09.322
10	28 111 Allan McCLEARY	29 118 Rod WALKER	30 189 Gary CRAIG

Clerk of the Course :

Orbits

Sig : Time :

Chief Timekeeper : Ian Sharp (SMART Timing)

Results available at www.mylaps.com and www.smart-timing.co.uk



Qualifying Results

KMSC National Motorcycle Racing

Sorted on best lap time

National Pre-Injection 600

Knockhill 1.267 miles

Qualifying

23/04/2016 11:45

Qualifying (10:00 Time) started at 11:01:13

Pos	No.	Name	Make/Model	CC	Class	Laps	Best Tm	Diff	Best Speed	2nd Best
1	48	David McCAFFERTY	Yamaha	R6 600	Pl6	11	55.194		82.637	55.280
2	47	Steven HADDOW	Yamaha	R6 600	Pl6	11	55.580	0.386	82.064	56.112
3	91	Lewis SHAND	Yamaha	R6 600	Pl6	11	55.704	0.510	81.881	56.125
4	89	Alex BASS	Yamaha	R6 600	Pl6	9	55.865	0.671	81.645	56.010
5	88	Brian MARR	Yamaha	R6 600	Pl6	11	56.290	1.096	81.028	56.624
6	15	Jon DICKIE	Yamaha	R6 600	Pl6	9	57.076	1.882	79.913	57.232
7	26	Alan McGREGOR	Yamaha	R6	Pl6	10	57.191	1.997	79.752	57.686
8	0	Alex McGUINNESS	Yamaha	R6 600	Pl6	10	57.218	2.024	79.714	57.234
9	6	James WILKEN	Yamaha	R6 600	Pl6	10	57.503	2.309	79.319	57.623
10	16	Michael CLARK	Honda	CBR600	Pl6	10	58.360	3.166	78.154	58.794
11	41	Kieran MURRAY	Kawasaki	ZX6 600	Pl6	7	59.031	3.837	77.266	59.898
12	60	Douglas BROWN	Yamaha	R6 600	Pl6	10	59.139	3.945	77.125	59.669
13	199	Ross WATTS	Yamaha	YZF R6 600	Pl6	10	59.452	4.258	76.719	59.919
14	129	Martin HERRIOT	Yamaha	R6 600	Pl6	10	1:00.567	5.373	75.307	1:00.614
15	73	Fraser CAMERON	Yamaha	R6 600	Pl6	10	1:01.747	6.553	73.867	1:01.762
16	10	Stuart DEANS	Kawasaki	ZX6 600	Pl6	8	1:02.220	7.026	73.306	1:02.363
17	45	Gerry SULLIVAN	Kawasaki	ZX6R 600	Pl6	8	1:02.931	7.737	72.478	1:02.952
18	888	Joe CAIRNEY	Honda	CBR6	Pl6	9	1:05.092	9.898	70.071	1:05.627

Clerk of the Course :

Sig : Time :

Chief Timekeeper : Ian Sharp (SMART Timing)

Results available at www.mylaps.com and www.smart-timing.co.uk

Printed: 25/04/2016 18:43:30

Orbits



Qualifying Results

KMSC National Motorcycle Racing

National Pre-Injection 600

Knockhill 1.267 miles

Qualifying

23/04/2016 11:45

Qualifying (10:00 Time) started at 11:01:13

Lap	Time of Day	Lap Tm	S1	S2	S3	S3Spd	SFSpd	Lap	Time of Day	Lap Tm	S1	S2	S3	S3Spd	SFSpd
4	11:05:36.679	1:00.418			17.023	111.290	106.351								
5	11:06:37.951	1:01.272			17.553	113.549	106.351								
6	11:07:38.185	1:00.234			17.351	111.660	105.020								
7	11:08:38.834	1:00.649			16.921	111.660	106.689								
8	11:09:39.377	1:00.543			17.226	111.474	106.689								
9	11:10:38.829	59.452			16.767	111.474	106.520								
10	11:11:38.748	59.919			17.090	112.786	106.859								

(129) Martin HERRIOT

1	11:02:30.579				19.647	110.193	107.544
2	11:03:35.287	1:04.708			17.434	114.910	110.922
3	11:04:38.985	1:03.698			18.018	112.408	111.290
4	11:05:40.589	1:01.604			17.685	113.742	113.166
5	11:06:41.156	1:00.567			17.264	114.518	111.846
6	11:07:41.770	1:00.614			17.270	115.703	112.033
7	11:08:43.197	1:01.427			17.519	115.504	111.474
8	11:09:45.003	1:01.806			17.593	115.903	112.786
9	11:10:46.789	1:01.786			17.226	117.321	112.220
10	11:11:55.566	1:08.777			24.252	116.912	20.311

(73) Fraser CAMERON

1	11:02:38.080			24.770	21.436	80.465	95.188
2	11:03:45.575	1:07.495	23.334	24.979	19.182	92.181	110.922
3	11:04:47.823	1:02.248	20.567	23.825	17.856	114.129	109.474
4	11:05:50.027	1:02.204	20.694	23.802	17.708	113.166	111.290
5	11:06:51.774	1:01.747	20.580	23.425	17.742	114.910	107.201
6	11:07:53.648	1:01.874	20.569	23.674	17.631	112.976	110.739
7	11:08:55.410	1:01.762	20.681	23.587	17.494	116.304	109.296
8	11:09:58.560	1:03.150	20.771	24.301	18.078	114.518	105.184
9	11:11:03.484	1:04.924	22.090	24.346	18.488	114.714	101.987
10	11:12:08.328	1:04.844	21.778	24.179	18.887	111.846	100.161

(10) Stuart DEANS

1	11:02:30.651			25.212	18.648	106.015	108.764
2	11:03:36.251	1:05.600			17.400	114.518	108.764
3	11:04:39.328	1:03.077			18.153	112.220	108.941
4	11:05:41.691	1:02.363	20.982	23.688	17.693	115.305	109.118
5	11:06:45.453	1:03.762	21.063	24.882	17.817	105.515	108.941
6	11:07:47.855	1:02.402	20.775	24.293	17.334	113.357	107.372
7	11:08:50.075	1:02.220	20.780	24.190	17.250	114.518	107.544
8	11:09:58.297	1:08.222			23.715	112.597	25.771

(45) Gerry SULLIVAN

1	11:02:29.858			25.282	18.011	109.118	106.689
2	11:03:35.067	1:05.209	22.316	24.877	18.016	108.588	106.859
3	11:04:38.059	1:02.992	21.185	24.165	17.642	107.890	107.890
4	11:05:40.990	1:02.931	20.570	23.940	18.421	103.721	96.558
5	11:06:45.837	1:04.847	21.369	24.827	18.651	102.768	99.566
6	11:07:48.958	1:03.121	21.103	24.589	17.429	107.030	104.692
7	11:08:51.910	1:02.952	20.431	24.472	18.049	106.689	101.218
8	11:10:00.163	1:08.253	21.141	24.523	22.589	102.142	37.765

(888) Joe CAIRNEY

1	11:02:29.078				20.014	96.419	97.824
2	11:03:38.541	1:09.463			18.900	107.717	102.611
3	11:04:44.882	1:06.341			19.152	101.678	101.218
4	11:05:51.462	1:06.580			19.308	100.914	101.832
5	11:06:58.012	1:06.550			19.417	101.832	99.863
6	11:08:03.997	1:05.985			19.082	101.524	100.914
7	11:09:09.089	1:05.092			18.509		100.460
8	11:10:14.716	1:05.627			18.838	103.402	101.678
9	11:11:20.691	1:05.975			19.181	105.184	100.914

Clerk of the Course :

Sig : Time :

Chief Timekeeper : Ian Sharp (SMART Timing)

Results available at www.mylaps.com and www.smart-timing.co.uk

Printed: 25/04/2016 18:43:47

Orbits



KMSC National Motorcycle Racing

National Pre-Injection 600

Knockhill 1.267 miles

Race 4 - 1st Race

23/04/2016 13:45

Race (10 Laps) started at 14:25:18

POLE POSITION

1	1 48 David McCAFFERTY 55.194	2 47 Steven HADDOW 55.580	3 91 Lewis SHAND 55.704
2	4 89 Alex BASS 55.865	5 88 Brian MARR 56.290	6 15 Jon DICKIE 57.076
3	7 26 Alan McGREGOR 57.191	8 0 Alex McGUINNESS 57.218	9 6 James WILKEN 57.503
4	10 16 Michael CLARK 58.360	11 41 Kieran MURRAY 59.031	12 60 Douglas BROWN 59.139
5	13 199 Ross WATTS 59.452	14 129 Martin HERRIOT 1:00.567	15 73 Fraser CAMERON 1:01.747
6	16 10 Stuart DEANS 1:02.220	17 45 Gerry SULLIVAN 1:02.931	18 888 Joe CAIRNEY 1:05.092
7	19 94 Darren CRAIGMILE		

Clerk of the Course :

Sig : Time :

Chief Timekeeper : Ian Sharp (SMART Timing)

Results available at www.mylaps.com and www.smart-timing.co.uk

Printed: 25/04/2016 18:44:12

Orbits



KMSC National Motorcycle Racing

National Pre-Injection 600

Knockhill 1.267 miles

Race 26 - 2nd Race

24/04/2016 13:45

Race (10 Laps) started at 13:57:04

POLE POSITION

1	1 48 David McCAFFERTY 55.194	2 47 Steven HADDOW 55.580	3 91 Lewis SHAND 55.704
2	4 89 Alex BASS 55.865	5 88 Brian MARR 56.290	6 15 Jon DICKIE 57.076
3	7 26 Alan McGREGOR 57.191	8 0 Alex McGUINNESS 57.218	9 6 James WILKEN 57.503
4	10 16 Michael CLARK 58.360	11 41 Kieran MURRAY 59.031	12 60 Douglas BROWN 59.139
5	13 199 Ross WATTS 59.452	14 129 Martin HERRIOT 1:00.567	15 73 Fraser CAMERON 1:01.747
6	16 10 Stuart DEANS 1:02.220	17 45 Gerry SULLIVAN 1:02.931	18 888 Joe CAIRNEY 1:05.092
7	19 92 Andrew CRAIGMILE	20 94 Darren CRAIGMILE	

Clerk of the Course :

Orbits

Sig : Time :

Chief Timekeeper : Ian Sharp (SMART Timing)

Results available at www.mylaps.com and www.smart-timing.co.uk

Printed: 25/04/2016 18:44:40



Qualifying Results

KMSC National Motorcycle Racing

Sorted on best lap time

Ultratape Post Classics

Knockhill 1.267 miles

Qualifying

23/04/2016 12:00

Qualifying (10:00 Time) started at 11:13:48

Pos	No.	Name	Make/Model	CC	Class	Laps	Best Tm	Diff	Best Speed	2nd Best
1	8	Robin LAMB	Decorite	250	PC	10	1:01.322		74.379	1:01.398
2	2	Roddy TAYLOR	Yamaha	TZ350	PC	10	1:01.412	0.090	74.270	1:01.555
3	111	Jimmy SHANKS	Honda	CB500	PC	10	1:03.265	1.943	72.095	1:03.305
4	13	Andrew BARTON	Honda	CB500	PC	6	1:03.987	2.665	71.282	1:04.033
5	3	Jed HEATH	Spondon	TZ350	PC	7	1:04.261	2.939	70.978	1:04.829
6	110	Symon WOODWARD	Yamaha	250	PC	9	1:04.492	3.170	70.723	1:04.915
7	177	Christian GUNSON	Yamaha	FZ600	PC	9	1:06.524	5.202	68.563	1:06.736
8	36	Craig DOUGLAS	Yamaha	TZ 350	PC	9	1:06.646	5.324	68.438	1:07.010
9	14	Andrew GREEN	Yamaha	250RD	PC	9	1:08.037	6.715	67.038	1:08.396
10	22	Ian RUSSELL	Honda	NSR250	PC	9	1:08.317	6.995	66.764	1:08.414
11	25	Andrew KIRKWOOD	Honda	CB500	PC	9	1:09.576	8.254	65.556	1:10.921
12	333	Peter DOLAN	Honda	CB500	PC	9	1:10.558	9.236	64.643	1:10.577

Clerk of the Course :

Sig : Time :

Chief Timekeeper : Ian Sharp (SMART Timing)

Results available at www.mylaps.com and www.smart-timing.co.uk

Printed: 25/04/2016 19:28:13

Orbits



Qualifying Results

KMSC National Motorcycle Racing

Ultratape Post Classics

Knockhill 1.267 miles

Qualifying

23/04/2016 12:00

Qualifying (10:00 Time) started at 11:13:48

Lap	Time of Day	Lap Tm	S1	S2	S3	S3Spd	SFSpd	Lap	Time of Day	Lap Tm	S1	S2	S3	S3Spd	SFSpd	
(8) Robin LAMB								(36) Craig DOUGLAS								
1	11:14:58.640			25.146	18.604	104.366	104.529	9	11:24:01.776	1:06.782			19.247	95.188	92.308	
2	11:16:02.424	1:03.784	21.252	24.230	18.302	105.848	104.204	1	11:15:17.741				20.508	95.188	92.181	
3	11:17:03.746	1:01.322	19.893	23.557	17.872	108.238	105.349	2	11:16:30.343	1:12.602			21.036	93.857	89.358	
4	11:18:05.737	1:01.991	19.997	24.073	17.921	108.588	106.351	3	11:17:37.353	1:07.010			19.172	99.863	92.947	
5	11:19:08.079	1:02.342	19.992	23.784	18.566	102.611	104.692	4	11:18:44.450	1:07.097			19.140	97.257	93.988	
6	11:20:10.754	1:02.675	20.295	23.982	18.398	107.717	105.349	5	11:19:51.096	1:06.646			18.953	98.833	92.054	
7	11:21:16.414	1:05.660	20.632	26.695	18.333	102.298	106.515	6	11:20:58.348	1:07.252			19.111	98.111	95.731	
8	11:22:18.713	1:02.299			18.125	108.238	106.015	7	11:22:06.545	1:08.197			20.459	97.540	90.686	
9	11:23:20.708	1:01.995		24.202	17.903	105.515	106.015	8	11:23:18.765	1:12.220			19.918	91.802	91.055	
10	11:24:22.106	1:01.398	20.350	23.393	17.655	105.515	104.204	9	11:24:35.245	1:16.480			23.462	86.035	32.561	
(2) Roddy TAYLOR								(14) Andrew GREEN								
1	11:15:04.203			25.917	19.006	103.882	102.454	1	11:15:27.591				32.804	23.703	79.606	
2	11:16:07.507	1:03.304	21.141	24.276	17.887	107.201	103.242	2	11:16:41.344	1:13.753	25.527	27.777	20.449	89.836	86.702	
3	11:17:09.062	1:01.555	20.371	23.381	17.803	106.351	102.926	3	11:17:50.935	1:09.591	23.028	26.739	19.824	90.320	87.722	
4	11:18:10.626	1:01.564	20.279	23.655	17.630	106.520	102.926	4	11:18:58.972	1:08.037	22.404	26.129	19.504	89.596	86.814	
5	11:19:12.413	1:01.787	20.308	23.664	17.815	104.692	101.832	5	11:20:07.368	1:08.396	21.999	26.662	19.735	90.320	86.146	
6	11:20:13.825	1:01.412	20.398	23.527	17.487	105.349	102.611	6	11:21:18.725	1:11.357	23.745	27.625	19.987	91.179	87.380	
7	11:21:16.252	1:02.427	20.306	24.200	17.921	105.349	102.298	7	11:22:27.695	1:08.970	22.115	26.808	20.047	90.442	85.925	
8	11:22:18.606	1:02.354	20.429	23.497	18.428	106.015	101.524	8	11:23:37.221	1:09.526	22.301	26.747	20.478	90.809	81.441	
9	11:23:21.259	1:02.653	20.464	24.086	18.103	107.372	102.768	9	11:24:45.812	1:08.591	22.045	26.662	19.884	86.368	85.815	
10	11:24:23.231	1:01.972	20.815	23.487	17.670	105.848	102.298	(22) Ian RUSSELL								
(11) Jimmy SHANKS								1	11:15:18.915				30.275	21.889	82.543	88.884
1	11:15:01.730				19.568	89.239	85.270	2	11:16:30.694	1:11.779	22.976	27.781	21.022	91.179	89.716	
2	11:16:07.203	1:05.473			19.612	86.368	84.839	3	11:17:39.011	1:08.317			19.858	93.595	89.358	
3	11:17:11.998	1:04.795			19.356	91.055	88.299	4	11:18:47.425	1:08.414			19.802	91.427	88.649	
4	11:18:16.973	1:04.975			19.035	87.837	88.416	5	11:19:57.459	1:10.034			20.189	93.205	88.416	
5	11:19:20.278	1:03.305			19.007	93.726	87.494	6	11:21:06.443	1:08.984	22.473	26.181	20.330	90.564	88.068	
6	11:20:24.842	1:04.564			19.066	89.836	89.477	7	11:22:15.625	1:09.182			20.061	90.932	88.183	
7	11:21:28.107	1:03.265			18.784	89.716	89.002	8	11:23:25.112	1:09.487			20.538	91.802	88.416	
8	11:22:31.422	1:03.315			18.966	91.303	89.002	9	11:24:34.191	1:09.079			20.235	91.427	85.487	
9	11:23:35.560	1:04.138			18.781	91.802	90.077	(25) Andrew KIRKWOOD								
10	11:24:39.686	1:04.126			18.868	90.564	89.239	1	11:15:15.114				21.370	85.815	82.951	
(13) Andrew BARTON								2	11:16:30.533	1:15.419			21.183	84.518	83.675	
1	11:15:02.840			25.161	20.396	91.303	86.257	3	11:17:43.088	1:12.555			20.249	86.814	85.270	
2	11:16:07.463	1:04.623			18.765	92.435	88.649	4	11:18:54.424	1:11.336	22.885	27.726	20.725	85.706	82.849	
3	11:17:11.665	1:04.202			19.003	92.947	88.068	5	11:20:06.429	1:12.005			20.462	86.479	85.054	
4	11:18:15.652	1:03.987			18.749	92.435	89.239	6	11:21:19.320	1:12.891			21.038	85.925	85.270	
5	11:19:19.685	1:04.033			18.789	91.427	87.722	7	11:22:30.241	1:10.921			20.165	82.849	85.270	
6	11:20:33.860	1:14.175			25.393	89.477	33.009	8	11:23:42.040	1:11.799			20.187	84.625	84.839	
(3) Jed HEATH								9	11:24:51.616	1:09.576			19.609	86.814	85.379	
1	11:15:22.695			29.151	21.621	89.120	89.716	(333) Peter DOLAN								
2	11:16:31.019	1:08.324	22.556	26.270	19.498	96.005	97.399	1	11:15:09.454				20.701	87.608	83.780	
3	11:17:38.456	1:07.437	22.359	25.862	19.216	99.272	95.868	2	11:16:22.693	1:13.239			21.008	82.341	83.885	
4	11:18:44.474	1:06.018	21.243	25.769	19.006	96.143	96.143	3	11:17:34.876	1:12.183			20.662	85.596	84.946	
5	11:19:48.735	1:04.261	21.095	24.729	18.437	98.688	96.558	4	11:18:46.448	1:11.572			20.752	86.702	84.412	
6	11:20:53.564	1:04.829	21.096	24.972	18.761	98.111	97.399	5	11:19:58.053	1:11.605	22.857	27.788	20.960	86.590	85.596	
7	11:22:08.360	1:14.796	21.343	26.031	27.422	89.836	26.918	6	11:21:08.630	1:10.577	22.811	27.864	19.902	86.368	87.153	
(110) Symon WOODWARD								7	11:22:19.188	1:10.558	22.297	27.731	20.530	86.927	85.379	
1	11:15:20.723				20.616	86.702	86.927	8	11:23:31.741	1:12.553			21.111	78.765	81.540	
2	11:16:30.062	1:09.339			19.738		91.303	9	11:24:42.469	1:10.728			19.999	88.532	86.702	
3	11:17:36.241	1:06.179					92.562	(177) Christian GUNSON								
4	11:18:42.845	1:06.604					89.836	1	11:15:06.819				19.626	95.731	93.076	
5	11:19:48.251	1:05.406					90.442	2	11:16:14.128	1:07.309			19.220	97.117	93.076	
6	11:20:53.258	1:05.007				18.558	91.055	3	11:17:20.932	1:06.804			19.218	97.117	93.335	
7	11:21:58.173	1:04.915				18.700	91.179	4	11:18:28.082	1:07.150			19.124	96.281	93.726	
8	11:23:02.665	1:04.492					90.564	5	11:19:34.818	1:06.736			19.087	96.419	92.947	
9	11:24:07.908	1:05.243					91.552	6	11:20:41.630	1:06.812			19.199	95.323	93.335	
(177) Christian GUNSON								7	11:21:48.470	1:06.840			18.975	94.252	93.335	
1	11:15:06.819				19.626	95.731	93.076	8	11:22:54.994	1:06.524			19.015	95.595	93.076	

Clerk of the Course : _____ Orbits _____

Sig : _____ Time : _____

Chief Timekeeper : Ian Sharp (SMART Timing)

Results available at www.mylaps.com and www.smart-timing.co.uk

Printed: 25/04/2016 19:28:32



KMSC National Motorcycle Racing

Ultratape Post Classics

Knockhill 1.267 miles

Race 5 - 1st Race

23/04/2016 14:00

Race (10 Laps) started at 13:59:01

POLE POSITION

1	1 8 Robin LAMB 1:01.322	2 2 Roddy TAYLOR 1:01.412	3 111 Jimmy SHANKS 1:03.265
2	4 13 Andrew BARTON 1:03.987	5 3 Jed HEATH 1:04.261	6 110 Symon WOODWARD 1:04.492
3	7 177 Christian GUNSON 1:06.524	8 36 Craig DOUGLAS 1:06.646	9 14 Andrew GREEN 1:08.037
4	10 22 Ian RUSSELL 1:08.317	11 25 Andrew KIRKWOOD 1:09.576	12 333 Peter DOLAN 1:10.558

Clerk of the Course :

Sig : Time :

Chief Timekeeper : Ian Sharp (SMART Timing)

Results available at www.mylaps.com and www.smart-timing.co.uk

Printed: 25/04/2016 19:28:56

Orbits



Qualifying Results

KMSC National Motorcycle Racing

Sorted on best lap time

Scottish Championship Superbikes & KMSC Clubman

Knockhill 1.267 miles

Qualifying

23/04/2016 12:15

Qualifying (10:00 Time) started at 11:31:47

Pos	No.	Name	Make/Model	CC	Class	Laps	Best Tm	Diff	Best Speed	2nd Best
1	99	Michael ROBERTSON	Kawasaki	ZX10	SB	11	51.095		89.267	51.347
2	179	Andrew TASKER	Kawasaki	ZX10R	SB	10	51.298	0.203	88.914	51.753
3	34	John DEAN	Suzuki	GSXR1000K9	SB	12	51.407	0.312	88.725	51.576
4	55	Donald MacFADYEN	BMW	S1000RR	SB	11	51.838	0.743	87.987	52.428
5	79	Bruce BIRNIE	BMW	S1000RR	SB	11	51.839	0.744	87.986	51.844
6	68	Paul WISHART	Kawasaki	ZX10R	SB	11	52.388	1.293	87.064	52.687
7	3	Adrian CLARK	Kawasaki	ZX10R	SB	11	52.539	1.444	86.813	53.088
8	119	Kristopher DUNCAN	Kawasaki	ZX10	SB	11	53.025	1.930	86.018	53.167
9	48	Euan MESTON	Yamaha	R1	SB	9	53.531	2.436	85.205	54.090
10	59	Matt TRUELOVE	Honda	CBR 600	SB	11	53.555	2.460	85.167	53.949
11	7	James LAING	BMW	S1000RR	SB	11	53.915	2.820	84.598	54.695
12	47	Alan BRYCE	BMW	1000RR	SB	8	54.160	3.065	84.215	54.243
13	11	Richard HUGHES	BMW	S1000RR	C	11	54.207	3.112	84.142	54.276
14	17	Angus MEARNS	Yamaha	R6 600	C	11	54.365	3.270	83.898	54.605
15	69	Rodney SCOTT	BMW	S1000RR	C	11	54.398	3.303	83.847	54.552
16	33	Graeme BODEL	BMW	S1000RR	C	11	54.799	3.704	83.233	55.213
17	46	George SPENCE	Honda	CBR1000	SB	11	55.032	3.937	82.881	55.234
18	67	Des BURNS	Kawasaki	ZX10R	C	10	55.164	4.069	82.682	55.336
19	4	Daniel MacLEAN	Kawasaki	ZX10R	C	11	55.234	4.139	82.578	55.256
20	63	Kenny PATERSON	BMW	S1000RR	C	11	55.456	4.361	82.247	55.560
21	71	Gavin JONES	Honda	Fireblade	C	10	55.621	4.526	82.003	56.027
22	37	Steven PATTERSON	Yamaha	YZF R1	C	10	56.241	5.146	81.099	56.300
23	45	Gary HOPKINS	Yamaha	R1M	C	10	56.589	5.494	80.600	56.888
24	151	Ben WARMINGTON	Yamaha	R1	C	11	56.601	5.506	80.583	56.669
25	22	Steven WATSON	Suzuki	GSXR750	C	9	57.125	6.030	79.844	57.762
26	43	Steve NICOLL	Kawasaki	ZX10	C	10	57.132	6.037	79.834	58.309
27	54	Gordon DUNCAN	Ducati	Panigale 899	C	9	57.896	6.801	78.781	58.267
28	12	Gordon McDONALD	Honda	CBR1000	C	10	58.752	7.657	77.633	58.786
29	36	Craig MARTIN	Honda	CBR900 RR-Y	C	10	1:00.178	9.083	75.793	1:00.571
30	32	Sean REID	Honda	Fireblade	C	10	1:01.140	10.045	74.601	1:01.302
31	6	Calum MacLEAN	Suzuki	GSXR1000	C	10	1:01.179	10.084	74.553	1:01.277
32	265	Ricky BUCHANAN	Yamaha	R1	C	9	1:04.375	13.280	70.852	1:05.395

Clerk of the Course :

Sig : Time :

Chief Timekeeper : Ian Sharp (SMART Timing)

Results available at www.mylaps.com and www.smart-timing.co.uk

Printed: 25/04/2016 19:13:19

Orbits



Qualifying Results

KMSC National Motorcycle Racing

Scottish Championship Superbikes & KMSC Clubman

Knockhill 1.267 miles

Qualifying

23/04/2016 12:15

Qualifying (10:00 Time) started at 11:31:47

Lap	Time of Day	Lap Tm	S1	S2	S3	S3Spd	SFSpd	Lap	Time of Day	Lap Tm	S1	S2	S3	S3Spd	SFSpd
5	11:36:51.437	57.035	18.459	22.051	16.525	126.142	121.133	8	11:40:27.433	1:01.943	20.537	23.972	17.434	117.321	121.133
6	11:37:48.106	56.669	18.707	21.848	16.114	126.618	121.352	9	11:41:29.945	1:02.512	20.011	24.215	18.286	108.764	118.356
7	11:38:44.779	56.673	18.774	21.765	16.134	127.098	120.697	10	11:42:32.528	1:02.583	20.677	24.094	17.812	112.408	112.786
8	11:39:43.910	59.131	19.595	23.348	16.188	126.618	120.265								
9	11:40:41.207	57.297	18.862	21.913	16.522	120.915	117.116								
10	11:41:37.879	56.672	18.854	21.600	16.218	127.098	119.621								
11	11:42:34.480	56.601	18.578	21.494	16.529	125.435	120.480								

(22) Steven WATSON

1	11:33:10.998				19.230	116.506	116.912
2	11:34:16.889	1:05.891			17.393	118.565	117.321
3	11:35:16.134	59.245			16.489	124.735	115.703
4	11:36:14.623	58.489			16.621	123.360	118.985
5	11:37:13.819	59.196			16.729	123.587	119.196
6	11:38:11.581	57.762			16.298	124.044	120.049
7	11:39:10.906	59.325			15.968	123.815	120.265
8	11:40:08.031	57.125			16.182	125.435	120.049
9	11:41:14.890	1:06.859			24.774	124.044	22.148

(43) Steve NICOLL

1	11:33:09.253				19.771	100.310	119.409
2	11:34:12.530	1:03.277			17.938	109.474	114.129
3	11:35:12.704	1:00.174			17.127	116.912	116.709
4	11:36:12.722	1:00.018			16.996	115.305	118.356
5	11:37:11.346	58.624			16.802	116.304	116.912
6	11:38:09.935	58.589			16.570	119.409	118.565
7	11:39:08.244	58.309	19.001	22.706	16.602	120.697	122.236
8	11:40:06.899	58.655			16.526	126.380	121.133
9	11:41:06.161	59.262			16.660	124.968	125.670
10	11:42:03.293	57.132	18.631	22.094	16.407	123.133	120.697

(54) Gordon DUNCAN

1	11:33:09.223				19.193	103.242	110.012
2	11:34:10.876	1:01.653			16.738	119.621	117.321
3	11:35:10.371	59.495	19.598	23.431	16.466	118.147	117.526
4	11:36:08.973	58.602			16.262	120.480	118.356
5	11:37:06.869	57.896			16.775	122.236	116.506
6	11:38:07.385	1:00.516			16.537	124.968	117.116
7	11:39:05.652	58.267			16.731	122.014	114.910
8	11:40:04.598	58.946			16.276	122.683	116.103
9	11:41:09.696	1:05.098			22.831	114.910	33.437

(12) Gordon McDONALD

1	11:33:07.982				18.543	107.030	117.940
2	11:34:08.813	1:00.831			16.747	115.903	119.835
3	11:35:08.678	59.865			16.543	118.565	118.985
4	11:36:08.543	59.865			16.750	116.506	120.049
5	11:37:08.147	59.604			16.576	119.835	121.572
6	11:38:08.983	1:00.836			16.972	116.506	121.352
7	11:39:07.769	58.786			16.280	119.835	120.480
8	11:40:06.521	58.752			16.406	122.459	120.265
9	11:41:06.149	59.628			16.869	119.835	119.196
10	11:42:05.847	59.698			16.722	118.565	122.014

(36) Craig MARTIN

1	11:33:10.394				21.311	98.398	102.768
2	11:34:19.465	1:09.071			18.856	107.030	103.721
3	11:35:24.633	1:05.168			18.182	107.201	106.689
4	11:36:26.948	1:02.315			17.859	106.015	108.941
5	11:37:28.239	1:01.291			17.663	110.193	105.848
6	11:38:29.672	1:01.433			17.675	112.597	106.351
7	11:39:30.685	1:01.013	19.682	23.645	17.686	108.238	107.030
8	11:40:32.935	1:02.250	20.346	24.098	17.806	108.764	104.204
9	11:41:33.113	1:00.178			17.005	110.012	108.413
10	11:42:33.684	1:00.571			17.484	106.689	109.832

(32) Sean REID

1	11:33:10.167			26.423	20.349	106.689	119.196
2	11:34:16.057	1:05.890	21.999	26.099	17.792	112.033	119.409
3	11:35:18.051	1:01.994	20.125	24.045	17.824	118.985	117.733
4	11:36:20.606	1:02.555	20.327	23.758	18.470	114.910	118.985
5	11:37:21.746	1:01.140	20.115	23.744	17.281	115.903	119.196
6	11:38:23.048	1:01.302	20.035	23.898	17.369	113.549	119.196
7	11:39:25.490	1:02.442	20.156	23.801	18.485	115.305	113.935

Clerk of the Course :

Sig : Time :

Chief Timekeeper : Ian Sharp (SMART Timing)

 Results available at www.mylaps.com and www.smart-timing.co.uk

Printed: 25/04/2016 19:09:52

Orbits



KMSC National Motorcycle Racing

Scottish Championship Superbikes & KMSC Clubman

Knockhill 1.267 miles

Race 6 - 1st Race

23/04/2016 14:15

Race (10 Laps) started at 14:40:46

POLE POSITION

1	1 99 Michael ROBERTSON 51.095	2 179 Andrew TASKER 51.298	3 34 John DEAN 51.407
2	4 55 Donald MacFADYEN 51.838	5 79 Bruce BIRNIE 51.839	6 68 Paul WISHART 52.388
3	7 3 Adrian CLARK 52.539	8 119 Kristopher DUNCAN 53.025	9 48 Euan MESTON 53.531
4	10 7 James LAING 53.915	11 47 Alan BRYCE 54.160	12 11 Richard HUGHES 54.207
5	13 17 Angus MEARNS 54.365	14 69 Rodney SCOTT 54.398	15 33 Graeme BODEL 54.799
6	16 46 George SPENCE 55.032	17 67 Des BURNS 55.164	18 4 Daniel MacLEAN 55.234
7	19 63 Kenny PATERSON 55.456	20 71 Gavin JONES 55.621	21 37 Steven PATTERSON 56.241
8	22 45 Gary HOPKINS 56.589	23 151 Ben WARMINGTON 56.601	24 22 Steven WATSON 57.125
9	25 43 Steve NICOLL 57.132	26 54 Gordon DUNCAN 57.896	27 12 Gordon McDONALD 58.752
10	28 36 Craig MARTIN 1:00.178	29 32 Sean REID 1:01.140	30 6 Calum MacLEAN 1:01.179

Clerk of the Course :

Orbits

Sig : Time :

Chief Timekeeper : Ian Sharp (SMART Timing)

Results available at www.mylaps.com and www.smart-timing.co.uk



KMSC National Motorcycle Racing

Scottish Championship Superbikes & KMSC Clubman

Knockhill 1.267 miles

Race 6 - 1st Race

23/04/2016 14:15

Race (10 Laps) started at 14:40:46

11

31

265 Ricky BUCHANAN
1:04.375

Clerk of the Course :

Sig : Time :

Chief Timekeeper : Ian Sharp (SMART Timing)

Results available at www.mylaps.com and www.smart-timing.co.uk

Printed: 25/04/2016 19:11:15

Orbits



KMSC National Motorcycle Racing

Scottish Championship Superbikes & KMSC Clubman

Knockhill 1.267 miles

Race 28 - 2nd Race

24/04/2016 14:15

Race (10 Laps) started at 14:38:48

POLE POSITION

1	1 99 Michael ROBERTSON 51.095	2 179 Andrew TASKER 51.298	3 34 John DEAN 51.407
2	4 55 Donald MacFADYEN 51.838	5 79 Bruce BIRNIE 51.839	6 68 Paul WISHART 52.388
3	7 3 Adrian CLARK 52.539	8 119 Kristopher DUNCAN 53.025	9 48 Euan MESTON 53.531
4	10 59 Matt TRUELOVE 53.555	11 7 James LAING 53.915	12 47 Alan BRYCE 54.160
5	13 11 Richard HUGHES 54.207	14 17 Angus MEARNS 54.365	15 69 Rodney SCOTT 54.398
6	16 33 Graeme BODEL 54.799	17 46 George SPENCE 55.032	18 67 Des BURNS 55.164
7	19 4 Daniel MacLEAN 55.234	20 63 Kenny PATERSON 55.456	21 71 Gavin JONES 55.621
8	22 37 Steven PATTERSON 56.241	23 45 Gary HOPKINS 56.589	24 151 Ben WARMINGTON 56.601
9	25 22 Steven WATSON 57.125	26 43 Steve NICOLL 57.132	27 54 Gordon DUNCAN 57.896
10	28 12 Gordon McDONALD 58.752	29 36 Craig MARTIN 1:00.178	30 32 Sean REID 1:01.140

Clerk of the Course :

Sig : Time :

Chief Timekeeper : Ian Sharp (SMART Timing)

Results available at www.mylaps.com and www.smart-timing.co.uk

Orbits



KMSC National Motorcycle Racing

Scottish Championship Superbikes & KMSC Clubman

Knockhill 1.267 miles

Race 28 - 2nd Race

24/04/2016 14:15

Race (10 Laps) started at 14:38:48

11

31

6 Calum MacLEAN
1:01.179

32

265 Ricky BUCHANAN
1:04.375

Clerk of the Course :

Sig : Time :

Chief Timekeeper : Ian Sharp (SMART Timing)

Results available at www.mylaps.com and www.smart-timing.co.uk

Printed: 25/04/2016 19:11:43

Orbits



Qualifying Results

KMSC National Motorcycle Racing

Sorted on best lap time

KMSC 125's

Knockhill 1.267 miles

Qualifying

23/04/2016 12:30

Qualifying (10:00 Time) started at 11:44:02

Pos	No.	Name	Make/Model	CC	Class	Laps	Best Tm	Diff	Best Speed	2nd Best
1	127	Josh HODGE	KTM	Moto 3	F125	7	1:02.402		73.092	1:03.170
2	9	Rishon HICKEY	Aprilia	RS125	F125	9	1:03.623	1.221	71.689	1:04.122
3	12	Jordan GILL	KTM	RC390	F125	9	1:05.180	2.778	69.977	1:05.463
4	88	Lewis NICOL	Aprilia	RS125	F125	9	1:07.652	5.250	67.420	1:08.619
5	8	Cameron McPHERSON	Aprilia	RS125	F125	8	1:13.177	10.775	62.330	1:13.788
6	47	Joel BAVIDGE	Aprilia	RS125	F125	8	1:13.274	10.872	62.247	1:13.881
7	44	Murray PATTISON	Aprilia	125	F125	7	1:23.845	21.443	54.399	1:24.493
8	23	Keirin KELLAS	Aprilia	RS125	F125	2	1:24.121	21.719	54.221	
9	16	Mia KELLAS	Aprilia	RS125	F125	7	1:27.074	24.672	52.382	1:27.301
10	27	James McLAREN	Aprilia	RS125	F125	3	2:33.667	1:31.265	29.682	5:46.338

Clerk of the Course :

Sig : Time :

Chief Timekeeper : Ian Sharp (SMART Timing)

Results available at www.mylaps.com and www.smart-timing.co.uk

Printed: 25/04/2016 18:04:47

Orbits



Qualifying Results

KMSC National Motorcycle Racing


KMSC 125's

Knockhill 1.267 miles

Qualifying

23/04/2016 12:30

Qualifying (10:00 Time) started at 11:44:02



Lap	Time of Day	Lap Tm	S1	S2	S3	S3Spd	SFSpd	Lap	Time of Day	Lap Tm	S1	S2	S3	S3Spd	SFSpd
(127) Josh HODGE								(16) Mia KELLAS							
1	11:45:46.339			24.955	19.129	104.043	102.298	2	11:47:05.403	1:24.121	26.726	32.898	24.497	71.773	68.687
2	11:46:49.801	1:03.462	20.849	24.224	18.389	105.020	102.611	1	11:45:56.116				28.119	66.707	68.338
3	11:47:52.203	1:02.402	20.193	24.011	18.198	105.349	103.242	2	11:47:33.117	1:37.001			27.720	64.589	68.407
4	11:48:55.373	1:03.170	20.305	24.237	18.628	105.515	103.084	3	11:49:10.106	1:36.989			28.126	62.835	68.477
5	11:49:58.633	1:03.260			18.241	103.882	103.242	4	11:50:43.853	1:33.747			25.407	65.407	69.470
6	11:51:08.565	1:09.932		23.892	26.044	105.020	29.317	5	11:52:13.815	1:29.962			25.462	67.649	69.758
7	11:53:07.866	1:59.301	1:11.005	23.784	24.512	104.204	31.941	6	11:53:41.116	1:27.301			24.689	67.649	68.060
								7	11:55:08.190	1:27.074			24.755	67.108	68.130
(9) Rishon HICKEY								(27) James McLAREN							
1	11:45:22.431				21.635		77.671	1	11:45:47.439				30.185	77.135	27.060
2	11:46:34.520	1:12.089			20.539		82.747	2	11:48:21.106	2:33.667			31.917	41.196	30.939
3	11:47:41.388	1:06.868			19.802		78.580	3	11:54:07.444	5:46.338			20.422		76.694
4	11:48:58.071	1:16.683			24.131		46.700								
5	11:50:20.112	1:22.041			19.145		83.675								
6	11:51:25.242	1:05.130			18.753	84.732	83.571								
7	11:52:28.865	1:03.623			18.803		83.989								
8	11:53:32.987	1:04.122			19.040		79.417								
9	11:54:37.115	1:04.128			18.768	84.200	84.095								
(12) Jordan GILL								(88) Lewis NICOL							
1	11:45:22.643			27.587	21.621	75.657	78.397	1	11:45:19.625				21.395	83.885	79.700
2	11:46:34.977	1:12.334	23.964	27.526	20.844	74.981	85.596	2	11:46:30.453	1:10.828			21.053	83.467	80.853
3	11:47:42.044	1:07.067	22.010	25.266	19.791	87.837	85.270	3	11:47:40.370	1:09.917			20.830	83.260	80.755
4	11:48:56.419	1:14.375	22.504	28.807	23.064	70.491	85.706	4	11:48:51.931	1:11.561			20.820	83.780	80.755
5	11:50:02.834	1:06.415	21.400	25.177	19.838	86.927	86.257	5	11:50:02.032	1:10.101			20.682	83.157	81.938
6	11:51:10.082	1:07.248	21.489	25.868	19.891	86.368	83.157	6	11:51:10.651	1:08.619			20.182	85.270	81.739
7	11:52:15.545	1:05.463	21.274	24.808	19.381	87.380	85.925	7	11:52:18.303	1:07.652			20.235	84.306	81.146
8	11:53:21.193	1:05.648	21.315	24.813	19.520	86.257	85.815	8	11:53:27.539	1:09.236			20.135	83.571	81.839
9	11:54:26.373	1:05.180	21.077	24.624	19.479	86.927	85.379	9	11:54:36.294	1:08.755			20.190	83.571	81.048
(8) Cameron McPHERSON								(47) Joel BAVIDGE							
1	11:45:38.445				22.693	68.199	67.649	1	11:45:47.815				22.655	75.828	76.086
2	11:46:53.970	1:15.525			22.119		66.377	2	11:47:08.176	1:20.361			22.284	73.262	74.399
3	11:48:09.353	1:15.383			21.831	70.565	67.991	3	11:48:26.492	1:18.316			22.375	73.826	74.564
4	11:49:23.704	1:14.351			21.981	70.417	65.921	4	11:49:43.967	1:17.475			22.973	73.745	73.583
5	11:50:40.039	1:16.335			22.752	66.907	62.368	5	11:51:00.796	1:16.829			22.582	73.422	72.627
6	11:51:55.386	1:15.347			21.678	70.565	67.785	6	11:52:14.922	1:14.126			21.583	75.742	75.233
7	11:53:08.563	1:13.177			21.700	70.491	67.513	7	11:53:28.803	1:13.881			21.612	74.152	76.000
8	11:54:22.351	1:13.788			21.837	70.714	67.854	8	11:54:42.077	1:13.274			21.533	76.259	74.897
(44) Murray PATTISON								(23) Keirin KELLAS							
1	11:45:50.731				25.256	70.050	67.108	1	11:45:41.282				33.759	24.396	72.081
2	11:47:17.557	1:26.826			25.580	71.620	67.649								69.254
3	11:48:44.317	1:26.760			25.703	70.640	66.509								
4	11:50:11.113	1:26.796			24.930	69.904	68.268								
5	11:51:35.606	1:24.493			24.142	71.773	68.617								
6	11:53:00.357	1:24.751			24.824	68.060	69.112								
7	11:54:24.202	1:23.845			24.250	70.491	68.547								

Clerk of the Course :

Sig :

Time :

Chief Timekeeper : Ian Sharp (SMART Timing)

 Results available at www.mylaps.com and www.smart-timing.co.uk

Orbits



KMSC National Motorcycle Racing

KMSC 125's

Knockhill 1.267 miles

Race 7 - 1st Race

23/04/2016 14:30

Race (10 Laps) started at 14:58:12

POLE POSITION

1	1 127 Josh HODGE 1:02.402	2 9 Rishon HICKEY 1:03.623	3 12 Jordan GILL 1:05.180
2	4 88 Lewis NICOL 1:07.652	5 8 Cameron McPHERSON 1:13.177	6 47 Joel BAVIDGE 1:13.274
3	7 44 Murray PATTISON 1:23.845	8 23 Keirin KELLAS 1:24.121	9 16 Mia KELLAS 1:27.074
4	10 27 James McLAREN 2:33.667		

Clerk of the Course :

Sig : Time :

Chief Timekeeper : Ian Sharp (SMART Timing)

Results available at www.mylaps.com and www.smart-timing.co.uk

Printed: 25/04/2016 17:59:18

Orbits



Race Results

KMSC National Motorcycle Racing

Sorted on Laps

Scottish Championship Superstock 600

Knockhill 1.267 miles

Race 1 - 1st Race

23/04/2016 13:00

Race (10 Laps) started at 12:48:42

Pos	No.	Name	Make/Model	CC	Class	Laps	Total Tm	Diff	Best Tm	In Lap	Best Speed
1	8	Lewis ROLLO	Kawasaki	ZXR 600	S6	10	8:45.242		51.926	3	87.838
2	59	Matt TRUELOVE	Honda	CBR 600	S6	10	8:59.154	13.912	52.527	6	86.833
3	45	Ewan GRAY	Kawasaki	ZX6R 600	S6	10	8:59.398	14.156	52.965	3	86.115
4	121	Callum PATERSON	Yamaha	R6 600	S6	10	9:01.213	15.971	53.183	9	85.762
5	99	Callum GRIGOR	Kawasaki	ZX6R 600	S6	10	9:02.005	16.763	53.257	2	85.643
6	15	Harry TRUELOVE	Yamaha	R6 600	S6	10	9:09.722	24.480	54.116	3	84.284
7	64	Sam MUNRO	Kawasaki	ZX6R 600	S6	10	9:10.061	24.819	54.248	3	84.079
8	189	Tom HENDERSON	Kawasaki	ZX6R 600	S6	10	9:16.000	30.758	54.450	5	83.767
9	11	Patrick FORMAN	Kawasaki	ZX6R 600	S6	10	9:17.517	32.275	54.694	7	83.393
10	75	Charlie BUNYAN	Yamaha	R6 600	S6	10	9:18.384	33.142	54.710	8	83.369
11	28	Paul BOWERBANK	Yamaha	R6 600	S6	10	9:18.740	33.498	54.909	10	83.066
12	81	Ryan WATSON	Yamaha	R6 600	S6	10	9:19.017	33.775	54.524	10	83.653
13	26	Allan RENNIE	Honda	CBR 600	S6	10	9:19.190	33.948	54.410	10	83.828
14	5	Kyle DUNCAN	Kawasaki	ZX6R 600	S6	10	9:22.743	37.501	55.167	6	82.678
15	21	Mike SWANSON	Yamaha	R6 600	S6	10	9:25.281	40.039	55.203	6	82.624
16	86	Russell WILL	Yamaha	R6 600	S6	10	9:28.291	43.049	55.747	6	81.818
17	9	Keith HOUGHTON	Honda	CBR 600	S6	10	9:56.873	1:11.631	56.623	6	80.552
18	85	Steve HORNE	Triumph	Dayton 675	S6	9	8:45.534	1 Lap	56.513	6	80.709
19	35	Kevin GILES	Kawasaki	ZX6R 600	S6	9	8:51.827	1 Lap	57.095	8	79.886
20	87	Steven ALLISON	Kawasaki	ZX6R 600	S6	9	8:54.328	1 Lap	57.643	9	79.127
21	79	Ashley ROBSON	Kawasaki	ZX6R 600	S6	9	9:00.244	1 Lap	58.361	9	78.153
22	58	Barry STEWART	Yamaha	R6 600	S6	9	9:01.992	1 Lap	58.976	2	77.338
23	17	Roddy MacLEOD	Suzuki	GSXR 600 K7	S6	9	9:27.019	1 Lap	1:00.679	6	75.168

Not classified

DNF	31	Torquil PATERSON	Yamaha	R6 600	S6	8	7:08.940	DNF	52.648	4	86.634
DNF	30	Liam SHELLCOCK	Triumph	675R	S6	7	6:12.407	DNF	52.759	5	86.451
DNF	84	Kyle HARPER	Kawasaki	ZX6R 600	S6	4	3:57.012	DNF	55.072	2	82.821
DNF	102	Greame KERR	Suzuki	GSXR 600	S6	2	2:01.752	DNF	57.767	2	78.957
DNF	72	Peter DUNCAN	Triumph	675R	S6			DNF		0	-

Margin of Victory	Avg. Speed	Best Lap Tm	Best Speed	Best Lap by
13.912	86.838	51.926	87.838	8 - Lewis ROLLO

Clerk of the Course :

Orbits

Sig : Time :

Chief Timekeeper : Ian Sharp (SMART Timing)

www.mylaps.com

Results available at www.mylaps.com and www.smart-timing.co.uk

Licensed to: SMART Timing



Qualifying Results

KMSC National Motorcycle Racing

Scottish Championship Superstock 600

Knockhill 1.267 miles

Race 1 - 1st Race

23/04/2016 13:00

Race (10 Laps) started at 12:48:42

Lap	Time of Day	Lap Tm	S1	S2	S3	S3Spd	SFSpd	Lap	Time of Day	Lap Tm	S1	S2	S3	S3Spd	SFSpd
(8) Lewis ROLLO															
1	12:49:36.496			20.071	14.781	125.905	120.049	1	12:49:40.139			21.286	15.632	122.236	116.912
2	12:50:28.609	52.113	17.145	20.085	14.883	125.201	120.265	2	12:50:34.944	54.805			15.564	121.133	119.196
3	12:51:20.535	51.926	17.050	20.091	14.785	125.670	120.480	3	12:51:29.192	54.248			15.572	126.380	112.033
4	12:52:12.593	52.058	17.041	20.137	14.880	126.142	119.409	4	12:52:24.526	55.334			15.935	124.968	113.166
5	12:53:04.663	52.070	17.101	20.140	14.829	126.618	119.196	5	12:53:18.890	54.364			15.549	125.201	112.976
6	12:53:56.812	52.149	17.441	19.988	14.720	126.380	120.049	6	12:54:13.480	54.590			15.444	124.968	116.506
7	12:54:48.743	51.931	17.135	20.162	14.634	125.435	121.133	7	12:55:07.975	54.495			15.382	122.683	115.305
8	12:55:41.291	52.548	17.494	20.329	14.725	125.435	120.697	8	12:56:03.234	55.259			15.501	126.380	115.305
9	12:56:35.083	53.792	18.636	20.440	14.716	126.618	119.835	9	12:56:58.115	54.881			15.648	124.968	113.742
10	12:57:27.859	52.776	17.154	20.141	15.481	126.618	119.196	10	12:57:52.678	54.563			15.268	124.504	116.103
(189) Tom HENDERSON															
1	12:49:42.442							1	12:49:42.442			21.628	16.120	124.504	114.714
2	12:50:38.418	55.976						2	12:50:38.418	55.976			15.934	124.968	117.526
3	12:51:32.968	54.550						3	12:51:32.968	54.550			15.548	124.504	116.912
4	12:52:28.175	55.207						4	12:52:28.175	55.207			15.448	122.236	116.506
5	12:53:22.625	54.450						5	12:53:22.625	54.450			15.483	122.683	116.304
6	12:54:17.430	54.805						6	12:54:17.430	54.805			15.465	122.014	116.506
7	12:55:12.566	55.136						7	12:55:12.566	55.136			15.506	121.572	117.116
8	12:56:07.798	55.232	18.444	21.154				8	12:56:07.798	55.232	18.444	21.154	15.634	123.133	116.709
9	12:57:03.436	55.638						9	12:57:03.436	55.638			15.787	121.792	116.709
10	12:57:58.617	55.181						10	12:57:58.617	55.181			15.768	120.697	107.544
(11) Patrick FORMAN															
1	12:49:43.060							1	12:49:43.060			21.729	16.063	120.915	113.935
2	12:50:38.949	55.889	18.325	21.660				2	12:50:38.949	55.889	18.325	21.660	15.904	119.196	115.305
3	12:51:33.982	55.033						3	12:51:33.982	55.033			15.751	121.133	115.703
4	12:52:29.915	55.933						4	12:52:29.915	55.933		21.467	16.239	118.147	114.323
5	12:53:25.374	55.459						5	12:53:25.374	55.459			16.113	114.714	113.935
6	12:54:20.392	55.018						6	12:54:20.392	55.018			15.834	118.565	114.323
7	12:55:15.086	54.694						7	12:55:15.086	54.694			15.635	119.196	113.742
8	12:56:09.970	54.884	18.068	20.968				8	12:56:09.970	54.884	18.068	20.968	15.848	119.409	113.357
9	12:57:05.131	55.161						9	12:57:05.131	55.161			15.848	119.196	113.549
10	12:58:00.134	55.003						10	12:58:00.134	55.003		21.139	15.879	118.775	113.357
(75) Charlie BUNYAN															
1	12:49:43.346							1	12:49:43.346				15.931	122.908	117.526
2	12:50:39.380	56.034						2	12:50:39.380	56.034			15.735	125.905	117.321
3	12:51:34.560	55.180	18.391	21.066				3	12:51:34.560	55.180	18.391	21.066	15.723	126.857	117.526
4	12:52:30.158	55.598						4	12:52:30.158	55.598			16.188	125.201	117.526
5	12:53:25.580	55.422						5	12:53:25.580	55.422			15.913	124.735	117.526
6	12:54:20.974	55.394						6	12:54:20.974	55.394			16.273	124.273	116.709
7	12:55:16.056	55.082						7	12:55:16.056	55.082			15.789	126.618	117.116
8	12:56:10.766	54.710						8	12:56:10.766	54.710			15.534	125.905	117.321
9	12:57:05.921	55.155	18.277	21.213				9	12:57:05.921	55.155	18.277	21.213	15.665	123.815	117.526
10	12:58:01.001	55.080						10	12:58:01.001	55.080			15.682	123.815	117.116
(28) Paul BOWERBANK															
1	12:49:42.511							1	12:49:42.511				15.838	127.339	119.621
2	12:50:37.680	55.169						2	12:50:37.680	55.169			16.047	125.905	117.321
3	12:51:33.577	55.897						3	12:51:33.577	55.897			16.016	126.142	119.196
4	12:52:29.644	56.067						4	12:52:29.644	56.067			16.172	122.459	118.356
5	12:53:25.043	55.399						5	12:53:25.043	55.399			16.044	124.735	117.733
6	12:54:20.557	55.514						6	12:54:20.557	55.514			16.361	123.815	118.147
7	12:55:15.735	55.178						7	12:55:15.735	55.178			15.898	124.968	117.526
8	12:56:10.978	55.243						8	12:56:10.978	55.243			15.909	125.670	119.621
9	12:57:06.448	55.470						9	12:57:06.448	55.470			15.850	125.905	118.565
10	12:58:01.357	54.909						10	12:58:01.357	54.909			15.772	124.273	118.356
(81) Ryan WATSON															
1	12:49:44.135							1	12:49:44.135			22.066	16.098	129.053	122.908
2	12:50:40.152	56.017	18.752	21.624				2	12:50:40.152	56.017	18.752	21.624	15.641	127.339	124.504
3	12:51:35.477	55.325	18.376	21.274				3	12:51:35.477	55.325	18.376	21.274	15.675	129.053	122.683
4	12:52:30.625	55.148	18.217	21.089				4	12:52:30.625	55.148	18.217	21.089	15.842	126.857	123.360
5	12:53:25.912	55.287	18.445	21.286				5	12:53:25.912	55.287	18.445	21.286	15.556	128.805	124.273
6	12:54:20.877	54.965	18.353	21.016				6	12:54:20.877	54.965	18.353	21.016	15.596	129.302	122.014
7	12:55:16.157	55.280	18.569	21.085				7	12:55:16.157	55.280	18.569	21.085	15.626	131.070	121.792
8	12:56:11.948	55.791	19.050	21.310				8	12:56:11.948	55.791	19.050	21.310	15.431	128.559	123.360
9	12:57:07.110	55.162	18.213	21.222				9	12:57:07.110	55.162	18.213	21.222	15.727	128.805	121.133
10	12:58:01.634	54.524	18.006	21.069				10	12:58:01.634	54.524	18.006	21.069	15.449	128.068	123.587
(26) Allan RENNIE															
1	12:49:45.469							1	12:49:45.469			22.100	16.169	125.201	117.526
2	12:50:41.096	55.627	18.563	21.203				2	12:50:41.096	55.627	18.563	21.203	15.861	123.815	115.504
(64) Sam MUNRO															

Clerk of the Course :

Orbits

Sig : Time :

Chief Timekeeper : Ian Sharp (SMART Timing)

Results available at www.mylaps.com and www.smart-timing.co.uk





Qualifying Results

KMSC National Motorcycle Racing


Scottish Championship Superstock 600

Knockhill 1.267 miles

Race 1 - 1st Race

23/04/2016 13:00

Race (10 Laps) started at 12:48:42



Lap	Time of Day	Lap Tm	S1	S2	S3	S3Spd	SFSpd	Lap	Time of Day	Lap Tm	S1	S2	S3	S3Spd	SFSpd	
3	12:51:36.267	55.171	18.035	21.135	16.001	124.968	116.304	6	12:54:42.838	57.871			16.256	121.792	115.504	
4	12:52:31.187	54.920	18.019	20.802	16.099	125.435	116.709	7	12:55:40.129	57.291			16.302	117.940	116.709	
5	12:53:26.843	55.656	18.069	21.555	16.032	119.409	115.504	8	12:56:37.224	57.095			16.060	123.587	116.103	
6	12:54:21.348	54.505	17.941	20.723	15.841	125.435	117.526	9	12:57:34.444	57.220			16.150	119.409	115.504	
7	12:55:17.174	55.826	18.281	21.740	15.805	121.792	116.506	(87) Steven ALLISON								
8	12:56:12.588	55.414	18.375	21.274	15.765	124.044	116.304	1	12:49:48.566				17.066	118.775	114.714	
9	12:57:07.397	54.809	17.881	21.206	15.722	124.504	117.321	2	12:50:46.860	58.294	19.201	22.343	16.750	116.709	115.504	
10	12:58:01.807	54.410	17.899	20.871	15.640	124.735	118.147	3	12:51:46.079	59.219	18.822	21.823	16.574	121.792	108.238	
(5) Kyle DUNCAN								4	12:52:44.934	58.855	19.489	22.304	17.062	119.196	114.323	
1	12:49:44.438				16.013	121.572	117.116	5	12:53:43.494	58.560	19.061	22.234	17.062	118.985	108.764	
2	12:50:40.628	56.190			15.678	123.587	117.116	6	12:54:42.181	58.687	19.431	22.506	16.750	117.321	114.714	
3	12:51:36.489	55.861			15.971	125.670	117.526	7	12:55:39.875	57.694	18.893	22.237	16.564	116.304	113.935	
4	12:52:32.274	55.785			16.096	125.201	116.709	8	12:56:39.302	59.427	20.269	22.523	16.635	118.775	114.910	
5	12:53:27.690	55.416			15.852	124.044	115.305	9	12:57:36.945	57.643			16.862	116.912	115.305	
6	12:54:22.857	55.167			15.694	123.133	116.304	(79) Ashley ROBSON								
7	12:55:18.531	55.674			15.671	123.360	116.304	1	12:49:50.796				16.920	110.012	110.193	
8	12:56:13.976	55.445			15.723	123.133	116.304	2	12:50:49.624	58.828			16.696	113.166	107.544	
9	12:57:09.625	55.649			15.558	120.697	116.304	3	12:51:49.753	1:00.129			18.655	114.129	102.611	
10	12:58:05.360	55.735			15.927	121.792	115.305	4	12:52:48.717	58.964			16.914	111.474	108.764	
(21) Mike SWANSON								5	12:53:47.841	59.124			16.930	111.474	110.374	
1	12:49:45.409		18.317	21.873	16.143	123.360	116.103	6	12:54:46.854	59.013			16.557	110.739	110.374	
2	12:50:41.742	56.333			16.039	124.504	116.304	7	12:55:45.300	58.446			16.604	112.033	110.012	
3	12:51:37.243	55.501			16.599	124.735	116.709	8	12:56:44.500	59.200			16.566	111.474	110.374	
4	12:52:33.144	55.901			16.472	121.133	114.323	9	12:57:42.861	58.361			16.676	113.166	111.105	
5	12:53:29.081	55.937			16.072	121.133	116.709	(58) Barry STEWART								
6	12:54:24.284	55.203			15.958	121.352	116.709	1	12:49:48.711			23.109	16.797	120.480	114.714	
7	12:55:19.761	55.477			16.072	121.133	116.912	2	12:50:47.687	58.976	19.695	22.631	16.650	119.196	115.107	
8	12:56:15.805	56.044			16.269	122.683	115.504	3	12:51:48.059	1:00.372	19.198	22.715	18.459	119.409	107.544	
9	12:57:11.537	55.732			16.190	120.915	115.504	4	12:52:48.275	1:00.216	19.846	22.835	17.535	117.733	113.166	
10	12:58:07.898	56.361	18.165	21.792	16.404	120.697	114.910	5	12:53:47.581	59.306			17.032	117.526	112.220	
(86) Russell WILL								6	12:54:46.645	59.064			22.687	16.667	116.912	113.357
1	12:49:46.743				16.536	124.735	119.835	7	12:55:46.042	59.397	20.066	22.628	16.703	118.147	112.408	
2	12:50:43.201	56.458			16.226	123.360	117.321	8	12:56:45.611	59.569	20.159	22.890	16.520	116.103	113.166	
3	12:51:39.155	55.954			16.013	123.587	118.147	9	12:57:44.609	58.998	19.565	22.718	16.715	119.196	113.549	
4	12:52:35.353	56.198			16.279	124.044	117.733	(17) Roddy MacLEOD								
5	12:53:31.452	56.099			16.043	122.236	118.985	1	12:49:53.865				18.204	113.549	112.408	
6	12:54:27.199	55.747			16.123	122.459	118.356	2	12:50:56.176	1:02.311			17.880	115.107	108.941	
7	12:55:23.029	55.830			16.196	123.133	117.940	3	12:51:59.746	1:03.570			19.014	115.107	105.848	
8	12:56:19.317	56.288			16.013	122.683	118.775	4	12:53:02.459	1:02.713			17.813	113.166	110.374	
9	12:57:15.137	55.820			15.968	122.014	118.775	5	12:54:04.062	1:01.603			17.525	114.129	111.846	
10	12:58:10.908	55.771			15.987	123.360	119.835	6	12:55:04.741	1:00.679			17.351	117.116	112.220	
(9) Keith HOUGHTON								7	12:56:06.522	1:01.781			17.466	116.103	111.474	
1	12:49:47.896		19.187	22.068	16.625	120.049	113.166	8	12:57:08.393	1:01.871			17.822	113.549	112.976	
2	12:50:45.932	58.036			16.781	119.196	111.660	9	12:58:09.636	1:01.243			17.264	116.304	113.357	
3	12:51:44.855	58.923	19.005	22.073	17.845	119.835	109.832	(31) Torquil PATERSON								
4	12:52:42.730	57.875	19.021	21.919	16.935	119.409	113.357	1	12:49:38.368				15.352	124.735	118.147	
5	12:53:40.110	57.380	19.097	21.983	16.300	119.409	113.549	2	12:50:31.825	53.457			15.299	122.014	119.196	
6	12:54:36.733	56.623	18.886	21.695	16.042	119.835	114.714	3	12:51:24.639	52.814			15.193	123.587	117.321	
7	12:55:33.760	57.027	18.673	21.871	16.483	118.565	113.742	4	12:52:17.287	52.648			15.102	124.968	119.409	
8	12:56:30.823	57.063	19.089	21.757	16.217	120.265	113.357	5	12:53:10.137	52.850			15.227	124.968	118.565	
9	12:57:27.848	57.025	18.684	22.038	16.303	119.196	114.910	6	12:54:03.087	52.950	17.373	20.284	15.293	126.857	117.940	
10	12:58:39.490	1:11.642	19.306	26.202	26.134	85.270	28.851	7	12:54:56.161	53.074			15.254	123.587	117.526	
(85) Steve HORNE								8	12:55:51.557	53.396			16.719	103.402	98.111	
1	12:49:49.407				16.832	119.835	117.733	(30) Liam SHELLCOCK								
2	12:50:47.264	57.857			16.199	120.049	117.526	1	12:49:37.232			20.208	14.946	126.380	121.572	
3	12:51:45.964	58.700			18.338	122.014	111.846	2	12:50:30.110	52.878	17.286	20.083	15.509	124.968	118.985	
4	12:52:42.917	56.953			16.491	120.265	116.506	3	12:51:23.486	53.376	17.657	20.238	15.481	125.435	120.915	
5	12:53:40.653	57.736			16.426	120.480	116.304	4	12:52:16.284	52.798	17.387	20.149	15.262	125.201	121.133	
6	12:54:37.166	56.513			16.229	121.352	117.116	5	12:53:09.043	52.759	17.443	20.121	15.195	126.380	120.265	
7	12:55:33.834	56.668			16.213	120.480	116.709	6	12:54:01.934	52.891	17.474	20.111	15.306	125.670	120.265	
8	12:56:30.956	57.122	19.620	21.497	16.005	120.915	117.526	7	12:54:55.024	53.090	17.622	20.199	15.269	125.670	120.697	
9	12:57:28.151	57.195			16.310	121.352	118.147	(84) Kyle HARPER								
(35) Kevin GILES								1	12:49:41.782			21.522	15.668	121.133	117.321	
1	12:49:49.299				16.844	122.014	115.703	2	12:50:36.854	55.072	18.201	21.134	15.737	119.621	114.910	
2	12:50:48.236	58.937			16.462	121.572	116.912	3	12:51:32.516	55.662	18.050	21.318	16.294	115.504	107.717	
3	12:51:47.310	59.074			17.701	122.459	109.832	4	12:52:39.629	1:07.113	18.724	23.416	24.973	86.702	40.064	
4	12:52:46.315	59.005			16.865	120.049	114.714									
5	12:53:44.967	58.652			16.682	120.697	115.107									

Clerk of the Course :

Sig : Time :

Chief Timekeeper : Ian Sharp (SMART Timing)

Results available at www.mylaps.com and www.smart-timing.co.uk

Printed: 25/04/2016 19:24:07





Qualifying Results

KMSC National Motorcycle Racing

Scottish Championship Superstock 600

Knockhill 1.267 miles

Race 1 - 1st Race

23/04/2016 13:00

Race (10 Laps) started at 12:48:42

Lap	Time of Day	Lap Tm	S1	S2	S3	S3Spd	SFSpd	Lap	Time of Day	Lap Tm	S1	S2	S3	S3Spd	SFSpd
(102) Greame KERR															
1	12:49:46.602				16.767	117.321	111.660								
2	12:50:44.369	57.767			16.733	116.709	112.220								

Clerk of the Course :

Sig : Time :

Chief Timekeeper : Ian Sharp (SMART Timing)

Results available at www.mylaps.com and www.smart-timing.co.uk

Printed: 25/04/2016 19:24:07

Orbits



Race Results

KMSC National Motorcycle Racing

Lapchart

Scottish Championship Superstock 600

Knockhill 1.267 miles

Race 1 - 1st Race

23/04/2016 13:00

Race (10 Laps) started at 12:48:42

Competitors	Laps									
	1	2	3	4	5	6	7	8	9	10
Lewis ROLLO (8)	1	8	8	8	8	8	8	8	8	8
Liam SHELLCOCK (30)	2	30	30	30	30	30	30	31	59	59
Torquil PATERSON (31)	3	31	31	31	31	31	31	45	45	45
Ewan GRAY (45)	4	45	45	45	45	45	45	59	121	121
Callum GRIGOR (99)	5	99	99	99	99	99	99	99	99	99
Sam MUNRO (64)	6	64	121	121	121	59	59	121	15	15
Callum PATERSON (121)	7	121	64	64	15	59	121	121	15	64
Harry TRUELOVE (15)	8	15	15	15	59	15	15	15	64	189
Kyle HARPER (84)	9	84	84	59	64	64	64	189	11	11
Tom HENDERSON (189)	10	189	59	84	189	189	189	11	75	75
Paul BOWERBANK (28)	11	28	28	189	28	28	11	11	75	28
Patrick FORMAN (11)	12	11	189	28	11	11	28	28	28	81
Charlie BUNYAN (75)	13	75	11	11	75	75	81	75	81	26
Matt TRUELOVE (59)	14	59	75	75	81	81	75	81	26	5
Ryan WATSON (81)	15	81	81	81	26	26	26	26	5	21
Kyle DUNCAN (5)	16	5	5	26	5	5	5	5	21	86
Mike SWANSON (21)	17	21	26	5	21	21	21	21	86	9
Allan RENNIE (26)	18	26	21	21	86	86	86	86	9	85
Greame KERR (102)	19	102	86	86	84	9	9	9	85	35
Russell WILL (86)	20	86	102	9	9	85	85	85	35	87
Keith HOUGHTON (9)	21	9	9	85	85	87	87	87	87	79
Steven ALLISON (87)	22	87	87	87	87	35	35	35	79	58
Barry STEWART (58)	23	58	85	35	35	58	58	79	58	17
Kevin GILES (35)	24	35	58	58	58	79	79	58	17	
Steve HORNE (85)	25	85	35	79	79	17	17	17		
Ashley ROBSON (79)	26	79	79	17	17					
Roddy MacLEOD (17)	27	17	17							
-	28									

Margin of Victory	Avg. Speed	Best Lap Tm	Best Speed	Best Lap by
13.912	86.838	51.926	87.838	8 - Lewis ROLLO

Clerk of the Course :

Orbits

 Sig : Time :
 Chief Timekeeper : Ian Sharp (SMART Timing)

 Results available at www.mylaps.com and www.smart-timing.co.uk

Printed: 25/04/2016 19:24:27



KMSC National Motorcycle Racing

KMSC Superstock 600

Knockhill 1.267 miles

Race 8 - 1st Race

23/04/2016 14:45

Race (12 Laps) started at 15:14:52

POLE POSITION

1	1 8 Lewis ROLLO	2 59 Matt TRUELOVE	3 45 Ewan GRAY
2	4 121 Callum PATERSON	5 99 Callum GRIGOR	6 15 Harry TRUELOVE
3	7 64 Sam MUNRO	8 189 Tom HENDERSON	9 11 Patrick FORMAN
4	10 75 Charlie BUNYAN	11 28 Paul BOWERBANK	12 81 Ryan WATSON
5	13 26 Allan RENNIE	14 5 Kyle DUNCAN	15 21 Mike SWANSON
6	16 86 Russell WILL	17 9 Keith HOUGHTON	18 85 Steve HORNE
7	19 35 Kevin GILES	20 87 Steven ALLISON	21 79 Ashley ROBSON
8	22 58 Barry STEWART	23 17 Roddy MacLEOD	24 31 Torquil PATERSON
9	25 30 Liam SHELLCOCK	26 84 Kyle HARPER	27 102 Greame KERR
10	28 72 Peter DUNCAN		

Clerk of the Course :

Sig : Time :

Chief Timekeeper : Ian Sharp (SMART Timing)

Results available at www.mylaps.com and www.smart-timing.co.uk

Printed: 25/04/2016 19:24:59

Orbits



Race Results

KMSC National Motorcycle Racing

Sorted on Laps

MT 125's

Knockhill 1.267 miles

Race 2 - 1st Race

23/04/2016 13:15

Race (10 Laps) started at 13:08:55

Pos	No.	Name	Make/Model	CC	Class	Laps	Total Tm	Diff	Best Tm	In Lap	Best Speed
1	4	Jerry LODGE	Honda	MT125	HMT	10	11:11.936		1:06.510	10	68.578
2	8	Robin LAMB	Honda	MT125	HMT	10	11:16.487	4.551	1:06.942	7	68.135
3	35	Stuart COX	Honda	MT125	HMT	10	11:30.398	18.462	1:08.115	7	66.962
4	33	Norman BECKETT	Honda	MT125	HMT	10	11:30.954	19.018	1:08.228	7	66.851
5	14	Andrew GREEN	Honda	MT125	HMT	10	11:38.035	26.099	1:08.417	7	66.666
6	177	Christian GUNSON	Honda	MT125	HMT	10	11:46.684	34.748	1:09.933	7	65.221
7	110	Symon WOODWARD	Honda	MT125	HMT	10	11:46.744	34.808	1:09.892	4	65.259
8	19	Paul KIRKBY	Honda	MT125	HMT	10	12:12.920	1:00.984	1:11.719	9	63.597
Not classified											
DNF	29	Reg SQUIRE	Honda	RS125	HMT	6	7:35.620	DNF	1:14.364	4	61.335
DNF	2	Roddy TAYLOR	Honda	MT125	HMT	2	2:43.126	DNF	1:26.634	2	52.648
DNS	111	Alexander ROBERTSON	Honda	MT125	HMT			DNS		0	-

Margin of Victory	Avg. Speed	Best Lap Tm	Best Speed	Best Lap by
4.551	67.880	1:06.510	68.578	4 - Jerry LODGE

Clerk of the Course :

Orbits

Sig : Time :

Chief Timekeeper : Ian Sharp (SMART Timing)

www.mylaps.com

Results available at www.mylaps.com and www.smart-timing.co.uk

Licensed to: SMART Timing

KMSC National Motorcycle Racing

MT 125's

Knockhill 1.267 miles

Race 2 - 1st Race

23/04/2016 13:15

Race (10 Laps) started at 13:08:55

Lap	Time of Day	Lap Tm	S1	S2	S3	S3Spd	SFSpd	Lap	Time of Day	Lap Tm	S1	S2	S3	S3Spd	SFSpd
(4) Jerry LODGE															
1	13:10:04.826				19.738	80.561	80.272	1	13:10:08.342				21.053	79.323	71.696
2	13:11:11.755	1:06.929			19.637	81.441	79.417	2	13:11:19.100	1:10.758			20.829	79.043	77.135
3	13:12:19.329	1:07.574			19.813	80.368	79.323	3	13:12:30.181	1:11.081			20.804	80.658	77.402
4	13:13:26.745	1:07.416			19.704	81.839	78.765	4	13:13:40.073	1:09.892			20.625	78.672	77.941
5	13:14:34.144	1:07.399			19.532	81.048	78.488	5	13:14:50.058	1:09.985			20.617	78.032	77.671
6	13:15:41.167	1:07.023			19.795	79.985	79.230	6	13:16:00.199	1:10.141			20.770	78.765	76.958
7	13:16:47.864	1:06.697			19.529	81.343	79.890	7	13:17:10.558	1:10.359			21.011	78.672	75.148
8	13:17:54.560	1:06.696			19.572	80.561	79.985	8	13:18:21.499	1:10.941			20.782	77.761	77.761
9	13:19:01.100	1:06.540			19.537	80.465	79.606	9	13:19:31.901	1:10.402			20.904	78.214	77.491
10	13:20:07.610	1:06.510			19.665	80.658	79.511	10	13:20:42.418	1:10.517			20.945	78.214	77.135
(8) Robin LAMB															
1	13:10:04.090		25.995	20.007	83.260	81.739		1	13:10:12.747				22.013	75.742	73.022
2	13:11:11.388	1:07.298	21.667	25.628	20.003	84.412	79.606	2	13:11:26.848	1:14.101			22.296	74.897	72.549
3	13:12:18.736	1:07.348	21.812	25.652	19.884	84.946	80.465	3	13:12:40.652	1:13.804			22.036	76.782	72.706
4	13:13:26.954	1:08.218	22.167	25.692	20.359	83.885	80.658	4	13:13:53.566	1:12.914			21.648	76.958	73.262
5	13:14:34.699	1:07.745	21.944	25.761	20.040	84.732	80.368	5	13:15:06.048	1:12.482			21.782	76.259	71.467
6	13:15:41.926	1:07.227	21.776	25.483	19.968	84.946	80.658	6	13:16:19.287	1:13.239			21.758	70.196	73.182
7	13:16:48.868	1:06.942	21.811	25.319	19.812	86.146	81.048	7	13:17:31.692	1:12.405			21.656	76.345	73.583
8	13:17:56.421	1:07.553	21.763	25.645	20.145	84.625	80.561	8	13:18:44.837	1:13.145			21.767	69.112	72.785
9	13:19:04.203	1:07.782	21.943	25.593	20.246	83.675	80.755	9	13:19:56.556	1:11.719			21.284	75.828	73.664
10	13:20:12.161	1:07.958	22.027	25.963	19.968	82.139	81.343	10	13:21:08.594	1:12.038			21.313	75.828	73.907
(35) Stuart COX															
1	13:10:07.931			20.956	78.488	73.502		1	13:10:14.536			29.742	21.125	85.487	84.412
2	13:11:16.990	1:09.059		20.351	78.397	74.399		2	13:11:30.133	1:15.597	24.389	29.751	21.457	82.341	83.989
3	13:12:26.051	1:09.061		20.316	78.123	74.234		3	13:12:46.166	1:16.033	24.720	29.543	21.770	83.989	82.645
4	13:13:35.168	1:09.117		20.467	78.214	72.943		4	13:14:00.530	1:14.364	24.598	28.446	21.320	83.675	84.518
5	13:14:43.624	1:08.456		20.322	78.123	73.664		5	13:15:15.410	1:14.880	24.237	28.700	21.943	83.885	83.054
6	13:15:52.071	1:08.447		20.296	78.488	73.342		6	13:16:31.294	1:15.884	25.517	28.533	21.834	85.162	83.989
7	13:17:00.186	1:08.115		20.306	77.491	74.981		(2) Roddy TAYLOR							
8	13:18:08.960	1:08.774		20.133	78.123	75.657		1	13:10:12.166			28.124	22.509	77.851	66.116
9	13:19:17.449	1:08.489		20.166	78.032	75.064		2	13:11:38.800	1:26.634	25.791	33.131	27.712	61.062	34.013
10	13:20:26.072	1:08.623		20.309	78.397	75.572									
(33) Norman BECKETT															
1	13:10:08.604		27.496	20.848	79.511	76.432									
2	13:11:17.677	1:09.073	22.055	26.417	20.601	79.985	76.086								
3	13:12:26.678	1:09.001	21.982	26.287	20.732	80.465	73.502								
4	13:13:35.647	1:08.969	22.179	26.468	20.322	79.136	76.172								
5	13:14:44.291	1:08.644	22.263	25.921	20.460	79.230	75.657								
6	13:15:52.968	1:08.677	22.168	26.081	20.428	79.417	75.402								
7	13:17:01.196	1:08.228	21.840	25.827	20.561	79.511	76.345								
8	13:18:09.777	1:08.581	22.162	25.919	20.500	80.176	75.914								
9	13:19:18.296	1:08.519	21.949	26.082	20.488	78.672	76.694								
10	13:20:26.628	1:08.332	21.828	25.887	20.617	79.136	76.172								
(14) Andrew GREEN															
1	13:10:08.724		26.751	20.862	79.700	74.481									
2	13:11:19.272	1:10.548	22.692	26.895	20.961	79.323	74.152								
3	13:12:29.418	1:10.146	22.417	26.871	20.858	77.761	73.664								
4	13:13:38.991	1:09.573	22.201	26.583	20.789	76.432	73.422								
5	13:14:47.678	1:08.687	21.939	26.076	20.672	76.782	73.182								
6	13:15:56.812	1:09.134	22.019	26.238	20.877	76.432	72.314								
7	13:17:05.229	1:08.417	21.949	25.829	20.639	77.851	74.234								
8	13:18:14.280	1:09.051	22.018	26.310	20.723	78.123	73.262								
9	13:19:23.378	1:09.098	22.063	26.160	20.875	77.135	73.102								
10	13:20:33.709	1:10.331	22.270	26.633	21.428	73.422	68.407								
(177) Christian GUNSON															
1	13:10:09.085			20.853	79.700	75.487									
2	13:11:19.490	1:10.405		21.075	79.890	75.402									
3	13:12:30.505	1:11.015		21.228	77.581	74.152									
4	13:13:40.571	1:10.066		20.907	77.581	72.864									
5	13:14:50.588	1:10.017		21.059	77.671	71.696									
6	13:16:00.984	1:10.396		20.952	75.914	70.565									
7	13:17:10.917	1:09.933		20.505	76.345	74.564									
8	13:18:21.628	1:10.711		20.645	76.607	74.897									
9	13:19:31.989	1:10.361		20.925	75.402	74.730									
10	13:20:42.358	1:10.369		20.874	76.000	75.148									
(110) Symon WOODWARD															

Clerk of the Course :

Sig : Time :

Chief Timekeeper : Ian Sharp (SMART Timing)

 Results available at www.mylaps.com and www.smart-timing.co.uk

Printed: 25/04/2016 18:36:32

Orbits



KMSC National Motorcycle Racing

Lapchart

MT 125's

Knockhill 1.267 miles

Race 2 - 1st Race

23/04/2016 13:15

Race (10 Laps) started at 13:08:55

Competitors	Laps										
	1	2	3	4	5	6	7	8	9	10	
Robin LAMB (8)	1	8	8	8	4	4	4	4	4	4	4
Jerry LODGE (4)	2	4	4	4	8	8	8	8	8	8	8
Stuart COX (35)	3	35	35	35	35	35	35	35	35	35	35
Symon WOODWARD (110)	4	110	33	33	33	33	33	33	33	33	33
Norman BECKETT (33)	5	33	110	14	14	14	14	14	14	14	14
Andrew GREEN (14)	6	14	14	110	110	110	110	110	110	110	177
Christian GUNSON (177)	7	177	177	177	177	177	177	177	177	177	110
Roddy TAYLOR (2)	8	2	19	19	19	19	19	19	19	19	19
Paul KIRKBY (19)	9	19	29	29	29	29					
Reg SQUIRE (29)	10	29	2								
-	11										

Margin of Victory	Avg. Speed	Best Lap Tm	Best Speed	Best Lap by
4.551	67.880	1:06.510	68.578	4 - Jerry LODGE

Clerk of the Course :

Orbits

Sig : Time :
Chief Timekeeper : Ian Sharp (SMART Timing)

Results available at www.mylaps.com and www.smart-timing.co.uk

Printed: 25/04/2016 18:37:23



KMSC National Motorcycle Racing

MT 125's

Knockhill 1.267 miles

Race 9 - 2nd Race

23/04/2016 15:00

Race (10 Laps) started at 15:42:42

POLE POSITION

1	1 4 Jerry LODGE	2 8 Robin LAMB	3 35 Stuart COX
2	4 33 Norman BECKETT	5 14 Andrew GREEN	6 177 Christian GUNSON
3	7 110 Symon WOODWARD	8 19 Paul KIRKBY	9 29 Reg SQUIRE
4	10 2 Roddy TAYLOR	11 111 Alexander ROBERTSON	

Clerk of the Course :

Sig : Time :

Chief Timekeeper : Ian Sharp (SMART Timing)

Results available at www.mylaps.com and www.smart-timing.co.uk

Orbits



Race Results

KMSC National Motorcycle Racing

Sorted on Laps

Scottish Championship Lightweights

Knockhill 1.267 miles

Race 3 - 1st Race

23/04/2016 13:30

Race (10 Laps) started at 13:26:55

Pos	No.	Name	Make/Model	CC	Class	Laps	Total Tm	Diff	Best Tm	In Lap	Best Speed
1	49	Paul McCLUNG	Kawasaki	ER6	SL	10	9:24.562		55.367	8	82.379
2	5	Gillian McGAW	Kawasaki	650	SL	10	9:28.742	4.180	55.771	3	81.783
3	15	Keith DICKIE	Kawasaki	ER6	SL	10	9:28.779	4.217	55.918	4	81.568
4	4	Alan GIBSON	Suzuki	SV650	SL	10	9:37.472	12.910	56.915	5	80.139
5	21	Grant REID	Kawasaki	ER6	SL	10	9:42.318	17.756	56.990	4	80.033
6	11	Lewis PATERSON	Suzuki	SV650	SL	10	9:54.258	29.696	58.357	4	78.158
7	66	Kevin WATRET	Kawasaki	ER6	SL	10	9:58.196	33.634	58.279	6	78.263
8	39	Stuart HAMILTON	Kawasaki	ER650	SL	10	10:01.931	37.369	59.134	4	77.131
9	24	Alex REID	Suzuki	650	SL	10	10:02.550	37.988	58.955	10	77.366
10	55	Tom ROBINSON	Aprilia	RRV 450	SL	10	10:06.757	42.195	58.868	6	77.480
11	13	Andrew BARTON	Suzuki	SV650	SL	10	10:13.452	48.890	59.976	4	76.049
12	16	Gerry KEIRNAN	Suzuki	SV650	SL	10	10:20.589	56.027	1:00.948	2	74.836
13	79	Ashley ROBSON	Kawasaki	ZXR400	SL	10	10:23.072	58.510	1:00.318	4	75.617
14	25	Jim PURVIS	Yamaha	FZR400	SL	9	9:28.869	1 Lap	1:01.839	4	73.758
15	29	Eric UTTERSON	Suzuki	SV650	SL	9	9:36.096	1 Lap	1:02.386	7	73.111
16	67	Eddie BUTLER	Honda	SP1	SL	9	9:43.840	1 Lap	1:01.385	6	74.303
17	112	Gordon MILLAR	Suzuki	SV650	SL	9	9:56.458	1 Lap	1:04.012	6	71.254
18	74	Christine WATSON	Suzuki	SV650	SL	9	9:57.421	1 Lap	1:04.294	7	70.941
19	110	Symon WOODWARD	Kawasaki	ZXR400	SL	9	10:14.023	1 Lap	1:06.371	5	68.721
20	117	Lianne MAYHEW	Kawasaki	ZX6R 400	SL	9	10:17.238	1 Lap	1:04.392	9	70.833
21	189	Gary CRAIG	Suzuki	SV650	SL	9	10:21.226	1 Lap	1:06.340	7	68.753
22	194	Robyn LINDSAY	Kawasaki	ZXR400	SL	8	9:25.337	2 Laps	1:08.955	6	66.146
23	162	Patrick POLLARD	Suzuki	SV650	SL	8	9:31.061	2 Laps	1:08.444	6	66.640
Not classified											
DNF	121	Robert WOODWARD	Suzuki	SV650	SL	7	7:07.949	DNF	59.954	7	76.077
DNF	54	Ryan GIBSON	Kawasaki	ZXR400	SL	7	7:44.773	DNF	1:00.429	5	75.479
DNF	134	Kenneth THIRLWALL	Kawasaki	ER6	SL	6	6:45.527	DNF	1:04.241	5	71.000
DNF	90	David McNAIRN	Suzuki	SV650	SL	1	2:03.514	DNF		0	-
DNS	111	Allan McCLEARY	Suzuki	SV650	SL			DNS		0	-

Margin of Victory	Avg. Speed	Best Lap Tm	Best Speed	Best Lap by
4.180	80.790	55.367	82.379	49 - Paul McCLUNG

Clerk of the Course :

Orbits

Sig : Time :

Chief Timekeeper : Ian Sharp (SMART Timing)

www.mylaps.com

Results available at www.mylaps.com and www.smart-timing.co.uk

Licensed to: SMART Timing

Qualifying Results

KMSC National Motorcycle Racing

Scottish Championship Lightweights

Knockhill 1.267 miles

Race 3 - 1st Race

23/04/2016 13:30

Race (10 Laps) started at 13:26:55

Lap	Time of Day	Lap Tm	S1	S2	S3	S3Spd	SFSpd	Lap	Time of Day	Lap Tm	S1	S2	S3	S3Spd	SFSpd
(49) Paul McLUNG								1	13:27:59.581				17.091	111.290	108.764
1	13:27:53.643			21.547	16.137	114.323	110.739	2	13:28:59.539	59.958	19.889	22.870	17.199	111.105	107.890
2	13:28:49.626	55.983	18.413	21.555	16.015	115.504	110.922	3	13:29:59.002	59.463	19.853	22.516	17.094	113.357	107.372
3	13:29:45.340	55.714	18.171	21.387	16.156	114.910	111.105	4	13:30:58.334	59.332	19.804	22.666	16.862	113.742	108.238
4	13:30:41.001	55.661	18.076	21.391	16.194	113.935	110.739	5	13:31:57.567	59.233	19.739	22.650	16.844	112.408	107.372
5	13:31:36.875	55.874	18.165	21.587	16.122	115.504	111.290	6	13:32:55.846	58.279	19.175	22.370	16.734	112.408	108.238
6	13:32:32.266	55.391	18.376	21.042	15.973	117.733	110.922	7	13:33:55.914	1:00.068	20.643	22.817	16.608	112.220	107.717
7	13:33:27.679	55.413	18.110	21.115	16.188	117.940	111.105	8	13:34:56.317	1:00.403			16.961	111.474	107.030
8	13:34:23.046	55.367	18.179	21.071	16.117	115.107	110.739	9	13:35:55.202	58.885		22.543	16.741	111.105	105.681
9	13:35:18.963	55.917			16.294	115.504	109.474	10	13:36:54.029	58.827			16.840	113.357	105.681
10	13:36:20.395	1:01.432		23.385	16.044	116.912	110.556	(39) Stuart HAMILTON							
(5) Gillian McGAW								1	13:27:59.404			23.501	17.050	110.193	105.349
1	13:27:55.109				16.407	114.323	109.118	2	13:28:59.489	1:00.085	19.749	23.141	17.195	109.653	106.183
2	13:28:51.642	56.533			16.078	114.129	109.832	3	13:29:58.943	59.454	19.490	22.759	17.205	109.832	104.529
3	13:29:47.413	55.771	18.217	21.477	16.077	115.703	109.474	4	13:30:58.077	59.134	19.756	22.652	16.726	111.290	105.848
4	13:30:43.403	55.990	18.295	21.558	16.137	115.107	108.588	5	13:31:57.578	59.501	19.897	22.577	17.027	108.764	104.204
5	13:31:40.565	57.162	18.315	21.617	17.230	116.103	109.653	6	13:32:56.779	59.201	19.550	22.645	17.006	110.556	102.611
6	13:32:37.449	56.884	18.890	21.991	16.003	114.910	109.653	7	13:33:56.825	1:00.046	20.211	22.982	16.853	110.012	105.020
7	13:33:34.610	57.161	18.621	22.256	16.284	114.714	109.296	8	13:34:58.714	1:01.889	20.128	24.661	17.100	108.064	104.043
8	13:34:31.281	56.671	18.490	21.483	16.698	115.903	106.183	9	13:35:58.500	59.786	19.766	22.950	17.070	109.653	103.882
9	13:35:27.998	56.717			16.264	117.116	110.374	10	13:36:57.764	59.264	19.558	22.792	16.914	109.474	103.882
10	13:36:24.575	56.577			16.304	116.304	109.832	(24) Alex REID							
(15) Keith DICKIE								1	13:27:59.165				17.284	105.848	99.125
1	13:27:56.012				16.389	111.290	111.105	2	13:28:59.030	59.865	19.399	23.131	17.335	105.184	98.979
2	13:28:52.790	56.778			16.321	113.166	110.922	3	13:29:58.578	59.548	19.142	22.867	17.539	104.692	97.117
3	13:29:48.738	55.948	18.253	21.596	16.099	112.786	111.105	4	13:30:57.934	59.356	19.250	22.949	17.157	105.681	98.979
4	13:30:44.656	55.918	18.408	21.373	16.137	114.323	110.922	5	13:31:58.965	1:01.031	20.399	23.349	17.283	106.183	98.543
5	13:31:40.941	56.285	18.282	21.382	16.621	114.714	111.846	6	13:32:58.291	59.326	19.275	22.834	17.217	105.848	99.419
6	13:32:37.786	56.845	18.862	21.798	16.185	112.786	111.105	7	13:33:58.938	1:00.647	19.641	23.620	17.386	106.015	99.125
7	13:33:34.896	57.110	18.572	22.151	16.387	112.597	110.922	8	13:34:59.783	1:00.845			17.126	105.848	99.125
8	13:34:31.351	56.455	18.435	21.494	16.526	114.323	110.193	9	13:35:59.428	59.645			17.163	105.349	98.254
9	13:35:28.244	56.893			16.340	114.323	111.105	10	13:36:58.383	58.955			16.938	107.030	99.419
10	13:36:24.612	56.368			16.148	113.549	108.588	(55) Tom ROBINSON							
(4) Alan GIBSON								1	13:28:02.354				17.769	106.689	101.066
1	13:27:56.283			22.709	16.611	108.588	110.556	2	13:29:02.710	1:00.356	20.053	22.799	17.504	107.201	101.832
2	13:28:53.853	57.570	19.085	22.052	16.433	109.832	109.832	3	13:30:03.162	1:00.452	20.156	22.850	17.446	102.298	100.914
3	13:29:51.087	57.234	18.691	22.134	16.409	109.653	109.118	4	13:31:02.229	59.067	19.787	22.369	16.911	107.030	101.524
4	13:30:48.312	57.225	18.829	22.141	16.255	109.118	109.118	5	13:32:01.344	59.115	19.782	22.396	16.937	104.366	101.832
5	13:31:45.227	56.915	18.825	21.853	16.237	110.374	109.653	6	13:33:00.212	58.868	19.354	22.463	17.051	103.084	100.914
6	13:32:43.249	58.022	18.928	22.784	16.310	107.890	109.653	7	13:33:59.714	59.502	19.629	22.845	17.028	103.721	100.914
7	13:33:40.736	57.487	19.483	21.846	16.158	111.660	109.296	8	13:35:01.427	1:01.713			18.094	103.882	101.066
8	13:34:38.738	58.002	19.598	22.266	16.138	110.193	108.941	9	13:36:02.536	1:01.109			17.112	103.402	100.011
9	13:35:36.009	57.271	18.753	21.921	16.597	109.832	108.064	10	13:37:02.590	1:00.054			17.076	104.043	100.161
10	13:36:33.305	57.296	18.941	22.116	16.239		109.118	(13) Andrew BARTON							
(21) Grant REID								1	13:28:02.563				17.786	107.030	101.371
1	13:27:56.887				16.443	115.305	109.474	2	13:29:03.824	1:01.261	20.789	23.074	17.398	104.692	100.914
2	13:28:54.572	57.685			16.532	114.714	109.296	3	13:30:03.921	1:00.097	19.812	22.593	17.692	106.183	100.011
3	13:29:51.833	57.261	18.845	21.999	16.417	114.323	108.764	4	13:31:03.897	59.976	19.986	22.654	17.336	106.015	100.460
4	13:30:48.823	56.990	18.748	21.918	16.324	115.504	108.941	5	13:32:04.102	1:00.205	20.294	22.674	17.237	106.520	101.218
5	13:31:45.872	57.049	18.952	21.865	16.232	114.714	109.474	6	13:33:04.404	1:00.302	20.049	22.784	17.469	105.515	99.863
6	13:32:44.943	59.071	19.390	23.301	16.380	112.976	108.588	7	13:34:04.545	1:00.141	20.049	22.602	17.490	105.681	100.310
7	13:33:42.965	58.022	19.236	22.301	16.485	114.129	107.890	8	13:35:06.694	1:02.149			17.524	101.524	99.272
8	13:34:40.957	57.992			16.454	114.129	107.890	9	13:36:07.926	1:01.232			17.576	103.084	99.714
9	13:35:39.358	58.401			16.543	112.597	107.372	10	13:37:09.285	1:01.359			17.997	103.561	97.967
10	13:36:38.151	58.793			16.925	113.357	103.242	(16) Gerry KEIRNAN							
(11) Lewis PATERSON								1	13:28:01.302				17.538	106.859	105.349
1	13:27:57.652				16.539	111.660	105.515	2	13:29:02.250	1:00.948	20.454	23.169	17.325	110.012	104.043
2	13:28:56.698	59.046			16.763	109.474	105.020	3	13:30:03.934	1:01.684	20.142	23.238	18.304	102.142	94.385
3	13:29:55.513	58.815	19.089	22.848	16.878	110.193	103.084	4	13:31:05.162	1:01.228	20.711	23.213	17.301	108.764	103.882
4	13:30:53.870	58.357	19.076	22.661	16.620		103.882	5	13:32:06.857	1:01.695	20.314	23.544	17.837	106.183	102.142
5	13:31:52.289	58.419	18.986	22.576	16.857	110.012	102.611	6	13:33:08.646	1:01.789	20.316	23.615	17.858	103.402	97.117
6	13:32:51.050	58.761	19.200	22.839	16.722	109.474	104.043	7	13:34:09.823	1:01.177	20.223	23.383	17.571	105.020	100.011
7	13:33:50.736	59.686	19.563	23.474	16.649	109.832	103.882	8	13:35:12.034	1:02.211			18.017	104.366	99.566
8	13:34:50.013	59.277			16.800	109.832	102.611	9	13:36:15.173	1:03.139			17.587	105.349	102.142
9	13:35:49.623	59.610		23.324	16.887	108.413	101.678	10	13:37:16.422	1:01.249			17.645	107.544	101.524
10	13:36:50.091	1:00.468			17.211	109.118	98.688	(79) Ashley ROBSON							
(66) Kevin WATRET								1	13:28:04.053				17.924	103.242	97.967
								2	13:29:04.970	1:00.917			17.508	104.043	98.398

KMSC National Motorcycle Racing

Scottish Championship Lightweights

Knockhill 1.267 miles

Race 3 - 1st Race

23/04/2016 13:30

Race (10 Laps) started at 13:26:55

Lap	Time of Day	Lap Tm	S1	S2	S3	S3Spd	SFSpd	Lap	Time of Day	Lap Tm	S1	S2	S3	S3Spd	SFSpd
3	13:30:06.207	1:01.237	20.126	22.850	18.261	103.084	97.257								
4	13:31:06.525	1:00.318	19.856	22.818	17.644	104.692	98.979								
5	13:32:07.057	1:00.532	19.788	22.859	17.885	103.242	101.524								
6	13:33:08.897	1:01.840	20.595	23.511	17.734	100.011	99.125								
7	13:34:09.345	1:00.448	20.103	22.987	17.358	102.926	98.833								
8	13:35:10.677	1:01.332			17.812	102.298	95.595								
9	13:36:16.748	1:06.071			18.184	98.543	97.117								
10	13:37:18.905	1:02.157			18.029	98.543	95.595								
(25) Jim PURVIS															
1	13:28:03.834				17.969	106.859	100.460								
2	13:29:05.848	1:02.014			17.923	108.238	99.566								
3	13:30:07.810	1:01.962	20.245	23.802	17.915	106.015	100.011								
4	13:31:09.649	1:01.839	20.379	23.825	17.635	105.184	99.863								
5	13:32:12.097	1:02.448	20.310	24.197	17.941	104.856	100.161								
6	13:33:14.787	1:02.690	20.373	24.327	17.990	102.298	96.419								
7	13:34:18.415	1:03.628	20.610	24.971	18.047	102.926	98.833								
8	13:35:21.123	1:02.708			18.035	105.349	98.688								
9	13:36:24.702	1:03.579		24.854	18.010	104.692	98.543								
(29) Eric UTTERSON															
1	13:28:05.674				18.139	103.084	100.762								
2	13:29:09.011	1:03.337	20.892	24.356	18.089	105.020	101.832								
3	13:30:12.571	1:03.560	20.710	24.587	18.263	103.882	102.142								
4	13:31:15.961	1:03.390	20.948	24.406	18.036	105.848	103.084								
5	13:32:19.289	1:03.328	20.909	24.367	18.052	103.721	101.524								
6	13:33:22.226	1:02.937	20.771	24.491	17.675	105.020	101.678								
7	13:34:24.612	1:02.386	20.346	24.421	17.619	104.856	100.914								
8	13:35:28.087	1:03.475			18.150	103.475	101.524								
9	13:36:31.929	1:03.842			18.605	98.543	101.524								
(67) Eddie BUTLER															
1	13:28:09.543				18.973	99.863	101.832								
2	13:29:19.433	1:09.890	22.326	28.736	18.828	96.419	110.374								
3	13:30:22.126	1:02.693	21.047	24.014	17.632	106.351	107.544								
4	13:31:24.490	1:02.364	20.930	23.873	17.561	106.859	111.105								
5	13:32:27.232	1:02.742	20.887	24.100	17.755	104.366	110.374								
6	13:33:28.617	1:01.385	20.595	23.415	17.375	109.653	112.220								
7	13:34:32.245	1:03.628	20.819	24.054	18.755	101.218	110.922								
8	13:35:36.898	1:04.653			18.098	108.941	109.832								
9	13:36:39.673	1:02.775			17.683	109.474	107.201								
(112) Gordon MILLAR															
1	13:28:09.558			25.541	19.623	101.066	102.298								
2	13:29:19.215	1:09.657	22.096	28.305	19.256	98.979	99.714								
3	13:30:24.434	1:05.219	22.221	24.324	18.674	101.987	100.161								
4	13:31:29.741	1:05.307	21.387	24.964	18.956	102.454	100.914								
5	13:32:34.309	1:04.568	21.416	24.623	18.529	100.460	101.524								
6	13:33:38.321	1:04.012	21.475	24.174	18.363	102.142	99.863								
7	13:34:42.397	1:04.076	21.402	24.386	18.288	101.832	101.832								
8	13:35:47.037	1:04.640	21.358	24.610	18.672	100.161	97.117								
9	13:36:52.291	1:05.254	21.673	24.867	18.714	103.402	99.863								
(121) Robert WOODWARD															
1	13:28:01.031														
2	13:29:01.579	1:00.548	20.263	23.178	17.107	102.454	100.161								
3	13:30:02.149	1:00.570	19.934	23.222	17.414	102.611	100.161								
4	13:31:02.286	1:00.137	20.078	22.897	17.162	104.204	101.066								
5	13:32:03.561	1:01.275	20.439	23.534	17.302	102.926	100.611								
6	13:33:03.828	1:00.267	19.986	22.837	17.444	102.926	100.011								
7	13:34:03.782	59.954	19.892	22.832	17.230	103.402	101.218								
(54) Ryan GIBSON															
1	13:28:02.510														
2	13:29:04.106	1:01.596	20.492	23.552	18.094	105.848	100.310								
3	13:30:05.711	1:01.605	19.739	23.478	18.388	105.515	100.310								
4	13:31:06.229	1:00.518	19.496	23.142	17.880	105.681	99.863								
5	13:32:06.658	1:00.429	19.595	23.445	17.389	108.764	97.257								
6	13:33:10.701	1:04.043	20.875	24.007	19.161	97.682	87.153								
7	13:34:40.606	1:29.905	21.609	37.709	30.587	53.815	30.012								
(134) Kenneth THIRLWALL															
1	13:28:09.007														
2	13:29:14.142	1:05.135	21.817	24.993	18.325	106.015	94.651								
3	13:30:18.612	1:04.470	21.549	24.894	18.027	103.721	105.020								
4	13:31:23.370	1:04.758	20.983	25.683	18.092	103.084	105.848								
5	13:32:27.611	1:04.241	20.929	25.139	18.173	103.721	105.349								
6	13:33:41.360	1:13.749	22.297	28.024	23.428	93.465	29.038								
(90) David McNAIRN															
1	13:28:59.347														
					32.482	18.872	100.310	103.242							

Clerk of the Course :

Sig : Time :

Chief Timekeeper : Ian Sharp (SMART Timing)

Results available at www.mylaps.com and www.smart-timing.co.uk

Printed: 25/04/2016 19:01:23

Orbits



KMSC National Motorcycle Racing

Lapchart

Scottish Championship Lightweights

Knockhill 1.267 miles

Race 3 - 1st Race

23/04/2016 13:30

Race (10 Laps) started at 13:26:55

Competitors	Laps										
		1	2	3	4	5	6	7	8	9	10
Paul McCLUNG (49)	1	49	49	49	49	49	49	49	49	49	49
Gillian McGAW (5)	2	5	5	5	5	5	5	5	5	5	5
Keith DICKIE (15)	3	15	15	15	15	15	15	15	15	15	15
Alan GIBSON (4)	4	4	4	4	4	4	4	4	4	4	4
Grant REID (21)	5	21	21	21	21	21	21	21	21	21	21
Lewis PATERSON (11)	6	11	11	11	11	11	11	11	11	11	11
Alex REID (24)	7	24	24	24	24	66	66	66	66	66	66
Stuart HAMILTON (39)	8	39	39	39	39	39	39	39	39	39	39
Kevin WATRET (66)	9	66	66	66	66	24	24	24	24	24	24
Robert WOODWARD (121)	10	121	121	121	55	55	55	55	55	55	55
Gerry KEIRNAN (16)	11	16	16	55	121	121	121	13	13	13	13
Tom ROBINSON (55)	12	55	55	13	13	13	13	79	16	16	16
Ryan GIBSON (54)	13	54	13	16	16	54	16	79	16	79	79
Andrew BARTON (13)	14	13	54	54	54	16	79	16	25	25	25
Jim PURVIS (25)	15	25	79	79	79	79	54	25	29	29	29
Ashley ROBSON (79)	16	79	25	25	25	25	25	29	67	67	67
Eric UTTERSON (29)	17	29	29	29	29	29	29	67	112	112	112
Gary CRAIG (189)	18	189	134	134	134	67	67	54	74	74	74
Kenneth THIRLWALL (134)	19	134	112	67	67	134	112	112	110	110	110
Symon WOODWARD (110)	20	110	74	112	112	112	74	74	117	117	117
Eddie BUTLER (67)	21	67	67	74	74	74	134	110	189	189	189
Gordon MILLAR (112)	22	112	189	110	110	110	110	189	194	194	194
Christine WATSON (74)	23	74	110	189	189	189	189	117	162	162	162
Robyn LINDSAY (194)	24	194	117	117	117	117	117	194	194	194	194
Lianne MAYHEW (117)	25	117	194	194	194	194	194	162	162	162	162
Patrick POLLARD (162)	26	162	162	162	162	162	162	162	162	162	162
David McNAIRN (90)	27	90	90	90	90	90	90	90	90	90	90
-	28										

Margin of Victory	Avg. Speed	Best Lap Tm	Best Speed	Best Lap by
4.180	80.790	55.367	82.379	49 - Paul McCLUNG

Clerk of the Course :

Orbits

Sig : Time :
 Chief Timekeeper : Ian Sharp (SMART Timing)
 Results available at www.mylaps.com and www.smart-timing.co.uk



KMSC National Motorcycle Racing

KMSC Lightweights

Knockhill 1.267 miles

Race 10 - 1st Race

23/04/2016 15:15

Race (12 Laps) started at 16:03:50

POLE POSITION

1	1 49 Paul McCLUNG	2 5 Gillian McGAW	3 15 Keith DICKIE
2	4 4 Alan GIBSON	5 21 Grant REID	6 11 Lewis PATERSON
3	7 66 Kevin WATRET	8 39 Stuart HAMILTON	9 24 Alex REID
4	10 55 Tom ROBINSON	11 13 Andrew BARTON	12 16 Gerry KEIRNAN
5	13 79 Ashley ROBSON	14 25 Jim PURVIS	15 29 Eric UTTERSON
6	16 67 Eddie BUTLER	17 112 Gordon MILLAR	18 74 Christine WATSON
7	19 110 Symon WOODWARD	20 117 Lianne MAYHEW	21 189 Gary CRAIG
8	22 194 Robyn LINDSAY	23 162 Patrick POLLARD	24 121 Robert WOODWARD
9	25 54 Ryan GIBSON	26 134 Kenneth THIRLWALL	27 90 David McNAIRN
10	28 111 Allan McCLEARY		

Clerk of the Course :

Sig : Time :

Chief Timekeeper : Ian Sharp (SMART Timing)

Results available at www.mylaps.com and www.smart-timing.co.uk

Orbits



Race Results

KMSC National Motorcycle Racing

Sorted on Laps

National Pre-Injection 600

Knockhill 1.267 miles

Race 4 - 1st Race

23/04/2016 13:45

Race (10 Laps) started at 14:25:18

Pos	No.	Name	Make/Model	CC	Class	Laps	Total Tm	Diff	Best Tm	In Lap	Best Speed
1	47	Steven HADDOW	Yamaha	R6 600	PI6	10	9:11.895		54.629	7	83.492
2	91	Lewis SHAND	Yamaha	R6 600	PI6	10	9:12.630	0.735	54.521	10	83.658
3	48	David McCAFFERTY	Yamaha	R6 600	PI6	10	9:14.045	2.150	54.696	10	83.390
4	89	Alex BASS	Yamaha	R6 600	PI6	10	9:15.323	3.428	54.884	8	83.104
5	88	Brian MARR	Yamaha	R6 600	PI6	10	9:26.748	14.853	56.353	9	80.938
6	0	Alex McGUINNESS	Yamaha	R6 600	PI6	10	9:32.073	20.178	56.439	6	80.815
7	41	Kieran MURRAY	Kawasaki	ZX6 600	PI6	10	9:36.377	24.482	56.786	10	80.321
8	60	Douglas BROWN	Yamaha	R6 600	PI6	10	9:36.565	24.670	56.741	10	80.384
9	26	Alan McGREGOR	Yamaha	R6	PI6	10	9:40.724	28.829	57.452	10	79.390
10	6	James WILKEN	Yamaha	R6 600	PI6	10	9:45.174	33.279	57.851	3	78.842
11	16	Michael CLARK	Honda	CBR600	PI6	10	9:49.277	37.382	58.101	9	78.503
12	199	Ross WATTS	Yamaha	YZF R6 600	PI6	10	10:00.211	48.316	59.129	8	77.138
13	129	Martin HERRIOT	Yamaha	R6 600	PI6	9	9:14.020	1 Lap	1:00.611	9	75.252
14	45	Gerry SULLIVAN	Kawasaki	ZX6R 600	PI6	9	9:21.866	1 Lap	1:01.616	4	74.024
15	73	Fraser CAMERON	Yamaha	R6 600	PI6	9	9:23.133	1 Lap	1:01.507	2	74.156
16	10	Stuart DEANS	Kawasaki	ZX6 600	PI6	9	9:23.170	1 Lap	1:01.666	9	73.964
17	94	Darren CRAIGMILE	Yamaha	R6 600	PI6	9	9:26.764	1 Lap	1:01.815	8	73.786
18	888	Joe CAIRNEY	Honda	CBR6	PI6	9	10:10.597	1 Lap	1:06.515	8	68.572
Not classified											
DNF	15	Jon DICKIE	Yamaha	R6 600	PI6	2	1:53.280	DNF	56.394	2	80.879

Margin of Victory	Avg. Speed	Best Lap Tm	Best Speed	Best Lap by
0.735	82.644	54.521	83.658	91 - Lewis SHAND

Clerk of the Course :

Orbits

Sig : Time :

Chief Timekeeper : Ian Sharp (SMART Timing)

www.mylaps.com

Results available at www.mylaps.com and www.smart-timing.co.uk

Licensed to: SMART Timing

Qualifying Results

KMSC National Motorcycle Racing

National Pre-Injection 600

Knockhill 1.267 miles

Race 4 - 1st Race

23/04/2016 13:45

Race (10 Laps) started at 14:25:18

Lap	Time of Day	Lap Tm	S1	S2	S3	S3Spd	SFSpd	Lap	Time of Day	Lap Tm	S1	S2	S3	S3Spd	SFSpd
(47) Steven HADDOW															
1	14:26:12.987				15.904	116.709	110.556	1	14:26:17.054			22.485	16.794	115.903	110.193
2	14:27:08.463	55.476			15.615	115.903	110.012	2	14:27:15.181	58.127	19.235	22.144	16.748	116.506	110.556
3	14:28:03.670	55.207			15.553	115.107	111.474	3	14:28:12.858	57.677	19.332	21.836	16.509	118.147	111.474
4	14:28:58.639	54.969			15.517	115.107	110.556	4	14:29:10.256	57.398			16.577	118.775	110.922
5	14:29:53.501	54.862			15.709	115.107	111.290	5	14:30:07.417	57.161		21.908	16.304	117.526	110.922
6	14:30:48.168	54.667			15.634	114.714	110.556	6	14:31:04.677	57.260	18.867	21.795	16.598	116.103	110.374
7	14:31:42.797	54.629			15.551	114.518	110.922	7	14:32:02.939	58.262			16.603	115.305	109.474
8	14:32:37.910	55.113			15.535	115.107	112.976	8	14:33:00.301	57.362		21.869	16.434	115.305	111.105
9	14:33:33.986	56.076			16.066	113.549	110.012	9	14:33:57.855	57.554			16.550		109.296
10	14:34:30.159	56.173			15.723	114.714	110.374	10	14:34:54.641	56.786	18.932	21.684	16.170	117.116	110.374
(60) Douglas BROWN															
1	14:26:16.286							1	14:26:16.286			22.172	16.888	115.305	107.544
2	14:27:14.207							2	14:27:14.207	57.921			16.673	114.714	107.890
3	14:28:12.197							3	14:28:12.197	57.990	19.419	21.982	16.589	113.357	109.474
4	14:29:09.771							4	14:29:09.771	57.574	19.181	22.005	16.388	113.935	109.474
5	14:30:07.596							5	14:30:07.596	57.825	19.058	22.053	16.714	113.357	110.193
6	14:31:05.295							6	14:31:05.295	57.699			16.587	115.504	111.105
7	14:32:03.685							7	14:32:03.685	58.390		22.548	16.697	115.305	109.832
8	14:33:00.945							8	14:33:00.945	57.260	19.013	21.981	16.266	114.323	112.033
9	14:33:58.088							9	14:33:58.088	57.143	18.896	21.932	16.315		111.474
10	14:34:54.829							10	14:34:54.829	56.741	19.029	21.638	16.074		112.220
(26) Alan McGREGOR															
1	14:26:17.488							1	14:26:17.488			22.646	16.849	119.621	113.742
2	14:27:15.942							2	14:27:15.942	58.454	19.706	22.176	16.572	119.621	107.544
3	14:28:14.023							3	14:28:14.023	58.081	19.579	22.118	16.384	119.409	112.597
4	14:29:12.169							4	14:29:12.169	58.146	19.337	22.212	16.597	117.940	102.611
5	14:30:10.677							5	14:30:10.677	58.508	19.801	22.350	16.357	117.116	107.890
6	14:31:08.388							6	14:31:08.388	57.711	19.466	22.026	16.219	117.526	112.033
7	14:32:06.155							7	14:32:06.155	57.767	19.187	22.178	16.402	119.835	112.597
8	14:33:03.729							8	14:33:03.729	57.574	19.040	22.040	16.494	116.304	109.296
9	14:34:01.536							9	14:34:01.536	57.807	19.518	21.993	16.296	117.526	112.976
10	14:34:58.988							10	14:34:58.988	57.452	19.190	22.006	16.256	118.356	109.474
(6) James WILKEN															
1	14:26:17.953							1	14:26:17.953			22.802	16.679	115.703	109.832
2	14:27:16.503							2	14:27:16.503	58.550	19.509	22.501	16.540	114.714	108.941
3	14:28:14.354							3	14:28:14.354	57.851	19.324	22.086	16.441	116.912	109.474
4	14:29:12.763							4	14:29:12.763	58.409	19.635	22.311	16.463	115.504	107.890
5	14:30:11.422							5	14:30:11.422	58.659	19.752	22.278	16.629	114.323	107.030
6	14:31:10.020							6	14:31:10.020	58.598	19.655	22.312	16.631	113.166	107.030
7	14:32:08.902							7	14:32:08.902	58.882	19.353	22.611	16.918	112.786	104.692
8	14:33:07.409							8	14:33:07.409	58.507	19.613	22.237	16.657	111.290	106.859
9	14:34:05.373							9	14:34:05.373	57.964	19.146	22.244	16.574	112.786	107.201
10	14:35:03.438							10	14:35:03.438	58.065	19.207	22.159	16.699	113.166	105.848
(16) Michael CLARK															
1	14:26:18.857							1	14:26:18.857				16.915	112.408	112.220
2	14:27:17.679							2	14:27:17.679	58.822			16.574	111.660	112.976
3	14:28:16.349							3	14:28:16.349	58.670			16.844	112.597	112.408
4	14:29:14.866							4	14:29:14.866	58.517			16.705	111.660	112.786
5	14:30:14.131							5	14:30:14.131	59.265			16.919	108.413	105.184
6	14:31:13.329							6	14:31:13.329	59.198			16.682	108.413	111.290
7	14:32:12.069							7	14:32:12.069	58.740			16.530	110.193	110.739
8	14:33:11.124							8	14:33:11.124	59.055			16.495	109.118	111.474
9	14:34:09.225							9	14:34:09.225	58.101			16.540	111.660	111.474
10	14:35:07.541							10	14:35:07.541	58.316			16.448	112.597	112.976
(199) Ross WATTS															
1	14:26:20.127							1	14:26:20.127				17.494	112.408	104.529
2	14:27:19.774							2	14:27:19.774	59.647			16.943	113.357	106.859
3	14:28:20.191							3	14:28:20.191	1:00.417			17.247	112.786	106.351
4	14:29:19.720							4	14:29:19.720	59.529			17.017	112.597	104.529
5	14:30:20.599							5	14:30:20.599	1:00.879			17.248	111.660	104.692
6	14:31:20.546							6	14:31:20.546	59.947			16.866	111.660	106.351
7	14:32:19.881							7	14:32:19.881	59.335			16.926	112.220	106.015
8	14:33:19.010							8	14:33:19.010	59.129			16.847	111.474	107.544
9	14:34:19.137							9	14:34:19.137	1:00.127			16.721	110.922	106.351
10	14:35:18.475							10	14:35:18.475	59.338			16.658	112.976	106.015
(129) Martin HERRIOT															
1	14:26:21.433							1	14:26:21.433				17.453	116.506	111.660
2	14:27:22.762							2	14:27:22.762	1:01.329			17.348	116.506	111.846
(0) Alex McGUINNESS															
1	14:26:17.748							1	14:26:17.748						
2	14:27:15.204	57.456						2	14:27:15.204	57.456					
3	14:28:11.897	56.693						3	14:28:11.897	56.693					
4	14:29:08.683	56.786	18.710	21.790				4	14:29:08.683	56.786	18.710	21.790			
5	14:30:05.278	56.595						5	14:30:05.278	56.595					
6	14:31:01.717	56.439						6	14:31:01.717	56.439					
7	14:31:58.802	57.085						7	14:31:58.802	57.085					
8	14:32:55.981	57.179	18.963	21.720				8	14:32:55.981	57.179	18.963	21.720			
9	14:33:53.205	57.224	18.822	21.924				9	14:33:53.205	57.224	18.822	21.924			
10	14:34:50.337	57.132						10	14:34:50.337	57.132					
(41) Kieran MURRAY															
1	14:26:17.748							1	14:26:17.748						
2	14:27:15.204	57.456						2	14:27:15.204	57.456					

Clerk of the Course :

Orbits

 Sig : _____ Time : _____
 Chief Timekeeper : Ian Sharp (SMART Timing)

 Results available at www.mylaps.com and www.smart-timing.co.uk

Qualifying Results

KMSC National Motorcycle Racing

National Pre-Injection 600

Knockhill 1.267 miles

Race 4 - 1st Race

23/04/2016 13:45

Race (10 Laps) started at 14:25:18

Lap	Time of Day	Lap Tm	S1	S2	S3	S3Spd	SFSpd	Lap	Time of Day	Lap Tm	S1	S2	S3	S3Spd	SFSpd
3	14:28:24.015	1:01.253			17.603	116.506	111.660								
4	14:29:25.543	1:01.528			17.553	115.305	110.193								
5	14:30:27.164	1:01.621			17.530	114.714	111.474								
6	14:31:28.362	1:01.198			17.264	116.304	110.556								
7	14:32:30.734	1:02.372			17.477	115.504	110.012								
8	14:33:31.673	1:00.939			17.196	115.107	108.064								
9	14:34:32.284	1:00.611			17.086	115.903	110.739								
(45) Gerry SULLIVAN															
1	14:26:22.909			24.192	17.615	110.012	106.520								
2	14:27:25.191	1:02.282	20.974	24.123	17.185		107.030								
3	14:28:27.435	1:02.244	20.740	23.780	17.724	105.848	105.184								
4	14:29:29.051	1:01.616	20.443	23.774	17.399	108.413	104.856								
5	14:30:30.989	1:01.938	20.749	24.058	17.131	105.848	106.183								
6	14:31:33.209	1:02.220	20.652	24.100	17.468	106.183	105.515								
7	14:32:36.330	1:03.121	21.423	23.894	17.804	107.201	104.692								
8	14:33:38.414	1:02.084	20.441	24.022	17.621		103.084								
9	14:34:40.130	1:01.716	20.715	23.905	17.096		104.529								
(73) Fraser CAMERON															
1	14:26:22.419			23.880	18.093	118.565	111.290								
2	14:27:23.926	1:01.507	20.671	23.330	17.506	116.709	111.290								
3	14:28:25.541	1:01.615	20.371	23.171	18.073	117.321	110.374								
4	14:29:27.335	1:01.794	20.438	23.364	17.992	117.116	109.296								
5	14:30:29.780	1:02.445	20.649	23.784	18.012	113.935	108.413								
6	14:31:32.866	1:03.086	21.150	23.762	18.174	115.504	105.184								
7	14:32:36.417	1:03.551	21.255	23.783	18.513	113.935	107.544								
8	14:33:39.578	1:03.161	21.301	24.018	17.842	115.305	110.374								
9	14:34:41.397	1:01.819	20.714	23.473	17.632	117.940	107.717								
(10) Stuart DEANS															
1	14:26:23.371			24.144	17.928	115.703	107.372								
2	14:27:26.153	1:02.782			17.809	112.786	108.064								
3	14:28:28.416	1:02.263	20.543	23.833	17.887	115.107	107.372								
4	14:29:30.640	1:02.224			17.818	111.105	107.717								
5	14:30:33.207	1:02.567			17.939	111.660	107.544								
6	14:31:35.431	1:02.224	20.543	23.794	17.887	114.323	107.030								
7	14:32:37.805	1:02.374	20.463	24.019	17.892	111.660	107.544								
8	14:33:39.768	1:01.963			17.478	116.304	108.588								
9	14:34:41.434	1:01.666		23.714	17.116	115.305	108.588								
(94) Darren CRAIGMILE															
1	14:26:24.534				18.111	112.220	105.515								
2	14:27:27.981	1:03.447			17.712	109.653	105.349								
3	14:28:32.358	1:04.377			18.412	109.832	104.856								
4	14:29:34.823	1:02.465			17.312	111.290	104.856								
5	14:30:36.654	1:01.831			17.274	109.832	105.349								
6	14:31:39.310	1:02.656			17.917	108.588	106.015								
7	14:32:41.348	1:02.038	20.434	23.624	17.980	110.012	102.611								
8	14:33:43.163	1:01.815	20.405	24.175	17.235	110.193	105.184								
9	14:34:45.028	1:01.865			17.205	109.832	104.529								
(888) Joe CAIRNEY															
1	14:26:28.357				19.529		102.611								
2	14:27:35.519	1:07.162			19.278		99.863								
3	14:28:44.606	1:09.087			20.982		102.926								
4	14:29:53.297	1:08.691			19.877	102.926	100.460								
5	14:31:01.225	1:07.928			19.859	101.678	98.979								
6	14:32:08.746	1:07.521			19.505		99.272								
7	14:33:15.744	1:06.998			19.195		99.714								
8	14:34:22.259	1:06.515			19.474		103.242								
9	14:35:28.861	1:06.602			19.059		101.678								
(15) Jon DICKIE															
1	14:26:15.150				16.240	117.940	113.166								
2	14:27:11.544	56.394			15.987	120.265	113.549								

Clerk of the Course :

Sig : Time :

Chief Timekeeper : Ian Sharp (SMART Timing)

 Results available at www.mylaps.com and www.smart-timing.co.uk

Printed: 25/04/2016 18:45:22

Orbits



KMSC National Motorcycle Racing

Lapchart

National Pre-Injection 600

Knockhill 1.267 miles

Race 4 - 1st Race

23/04/2016 13:45

Race (10 Laps) started at 14:25:18

Competitors	Laps										
	1	2	3	4	5	6	7	8	9	10	
Lewis SHAND (91)	1	91	91	47	47	47	47	47	47	47	47
David McCAFFERTY (48)	2	48	47	91	91	91	91	91	91	91	91
Steven HADDOW (47)	3	47	48	48	48	48	48	48	48	48	48
Alex BASS (89)	4	89	89	89	89	89	89	89	89	89	89
Brian MARR (88)	5	88	88	88	88	88	88	88	88	88	88
Jon DICKIE (15)	6	15	15	0	0	0	0	0	0	0	0
Douglas BROWN (60)	7	60	60	60	60	41	41	41	41	41	41
Kieran MURRAY (41)	8	41	41	41	41	60	60	60	60	60	60
Alan McGREGOR (26)	9	26	0	26	26	26	26	26	26	26	26
Alex McGUINNESS (0)	10	0	26	6	6	6	6	6	6	6	6
James WILKEN (6)	11	6	6	16	16	16	16	16	16	16	16
Michael CLARK (16)	12	16	16	199	199	199	199	199	199	199	199
Ross WATTS (199)	13	199	199	129	129	129	129	129	129	129	129
Martin HERRIOT (129)	14	129	129	73	73	73	73	45	45	45	45
Fraser CAMERON (73)	15	73	73	45	45	45	45	73	73	73	73
Gerry SULLIVAN (45)	16	45	45	10	10	10	10	10	10	10	10
Stuart DEANS (10)	17	10	10	94	94	94	94	94	94	94	94
Darren CRAIGMILE (94)	18	94	94	888	888	888	888	888	888	888	888
Joe CAIRNEY (888)	19	888	888								

Margin of Victory	Avg. Speed	Best Lap Tm	Best Speed	Best Lap by
0.735	82.644	54.521	83.658	91 - Lewis SHAND

Clerk of the Course :

Orbits

Sig : Time :
 Chief Timekeeper : Ian Sharp (SMART Timing)
 Results available at www.mylaps.com and www.smart-timing.co.uk



KMSC National Motorcycle Racing

KMSC Pre-Injection 600

Knockhill 1.267 miles

Race 11 - 1st Race

23/04/2016 15:30

Race (12 Laps) started at 16:23:13

POLE POSITION

1	1 47 Steven HADDOW	2 91 Lewis SHAND	3 48 David McCAFFERTY
2	4 89 Alex BASS	5 88 Brian MARR	6 0 Alex McGUINNESS
3	7 41 Kieran MURRAY	8 60 Douglas BROWN	9 26 Alan McGREGOR
4	10 6 James WILKEN	11 16 Michael CLARK	12 199 Ross WATTS
5	13 129 Martin HERRIOT	14 45 Gerry SULLIVAN	15 73 Fraser CAMERON
6	16 10 Stuart DEANS	17 94 Darren CRAIGMILE	18 888 Joe CAIRNEY
7	19 15 Jon DICKIE		

Clerk of the Course :

Sig : Time :

Chief Timekeeper : Ian Sharp (SMART Timing)

Results available at www.mylaps.com and www.smart-timing.co.uk

Orbits



Race Results

KMSC National Motorcycle Racing

Sorted on Laps

Ultratape Post Classics

Knockhill 1.267 miles

Race 5 - 1st Race

23/04/2016 14:00

Race (10 Laps) started at 13:59:01

Pos	No.	Name	Make/Model	CC	Class	Laps	Total Tm	Diff	Best Tm	In Lap	Best Speed
1	2	Roddy TAYLOR	Yamaha	TZ350	PC	10	10:24.644		1:00.884	5	74.914
2	8	Robin LAMB	Decorite	250	PC	10	10:25.915	1.271	1:00.774	10	75.050
3	110	Symon WOODWARD	Yamaha	250	PC	10	10:32.761	8.117	1:01.803	5	73.800
4	111	Jimmy SHANKS	Honda	CB500	PC	10	10:39.932	15.288	1:03.249	6	72.113
5	3	Jed HEATH	Spondon	TZ350	PC	10	11:00.652	36.008	1:04.531	2	70.681
6	177	Christian GUNSON	Yamaha	FZ600	PC	10	11:07.346	42.702	1:05.957	2	69.153
7	36	Craig DOUGLAS	Yamaha	TZ 350	PC	10	11:33.127	1:08.483	1:07.142	4	67.932
8	14	Andrew GREEN	Yamaha	250RD	PC	10	11:33.443	1:08.799	1:08.099	9	66.977
9	22	Ian RUSSELL	Honda	NSR250	PC	9	10:32.976	1 Lap	1:07.556	9	67.516
10	25	Andrew KIRKWOOD	Honda	CB500	PC	9	10:37.629	1 Lap	1:08.334	2	66.747
11	333	Peter DOLAN	Honda	CB500	PC	9	10:38.460	1 Lap	1:09.257	8	65.857
Not classified											
DNS	13	Andrew BARTON	Honda	CB500	PC			DNS		0	-

Margin of Victory	Avg. Speed	Best Lap Tm	Best Speed	Best Lap by
1.271	73.019	1:00.774	75.050	8 - Robin LAMB

Clerk of the Course :

Orbits

Sig : Time :

Chief Timekeeper : Ian Sharp (SMART Timing)

www.mylaps.com

Results available at www.mylaps.com and www.smart-timing.co.uk

Licensed to: SMART Timing

Qualifying Results

KMSC National Motorcycle Racing

Ultratape Post Classics

Knockhill 1.267 miles

Race 5 - 1st Race

23/04/2016 14:00

Race (10 Laps) started at 13:59:01

Lap	Time of Day	Lap Tm	S1	S2	S3	S3Spd	SFSpd	Lap	Time of Day	Lap Tm	S1	S2	S3	S3Spd	SFSpd
(2) Roddy TAYLOR								1	14:00:15.309				19.738	101.678	94.518
1	14:00:10.211			24.852	19.249	106.859	100.161	2	14:01:25.274	1:09.965			21.052	100.011	83.467
2	14:01:12.486	1:02.275	20.356	23.660	18.259	104.692	99.863	3	14:02:35.013	1:09.739			20.115	97.117	92.308
3	14:02:15.025	1:02.539	20.385	23.713	18.441	105.515	100.611	4	14:03:42.155	1:07.142			19.339	99.863	88.068
4	14:03:17.847	1:02.822	20.941	23.647	18.234	107.717	102.454	5	14:04:50.280	1:08.125			19.251	97.967	92.054
5	14:04:18.731	1:00.884	20.050	23.307	17.527	107.717	102.142	6	14:06:00.445	1:10.165			19.701	93.076	93.857
6	14:05:19.940	1:01.209	19.967	23.524	17.718	108.064	102.768	7	14:07:08.554	1:08.109			19.963	96.419	90.564
7	14:06:21.719	1:01.779	20.266	23.817	17.696	105.184	102.454	8	14:08:18.029	1:09.475			19.026	92.947	91.802
8	14:07:22.768	1:01.049	20.039	23.371	17.639	107.544	102.298	9	14:09:25.512	1:07.483			18.932	99.714	84.412
9	14:08:25.186	1:02.418	21.222	23.438	17.758	107.372	101.832	10	14:10:34.854	1:09.342			19.736	92.947	91.677
10	14:09:26.371	1:01.185	20.114	23.577	17.494	107.201	102.454	(14) Andrew GREEN							
(8) Robin LAMB								1	14:00:13.431			26.329	20.288	92.690	85.162
1	14:00:09.232			24.611	18.871	107.030	103.882	2	14:01:23.275	1:09.844	22.720	26.821	20.303	91.055	80.176
2	14:01:11.374	1:02.142	20.158	23.742	18.242	108.941	101.987	3	14:02:31.508	1:08.233	22.484	25.968	19.781	90.077	84.306
3	14:02:13.150	1:01.776	20.237	23.779	17.760	106.183	104.043	4	14:03:40.402	1:08.894	22.264	26.246	20.384	88.068	83.885
4	14:03:15.181	1:02.031	20.369	23.636	18.026	106.520	105.020	5	14:04:50.251	1:09.849	22.747	26.850	20.252	86.814	83.885
5	14:04:16.952	1:01.771	20.294	23.634	17.843	108.238	104.692	6	14:05:59.959	1:09.708	22.873	26.689	20.146	90.198	84.839
6	14:05:19.558	1:02.606	20.552	24.053	18.001	107.030	103.882	7	14:07:08.582	1:08.623	22.119	26.221	20.283	88.649	83.260
7	14:06:22.176	1:02.618	20.448	24.203	17.967	107.201	105.184	8	14:08:17.646	1:09.064			19.901	90.320	83.989
8	14:07:24.176	1:02.000		17.407	109.474	104.043		9	14:09:25.745	1:08.099			20.192	91.179	83.675
9	14:08:26.868	1:02.692		24.022	18.000	109.296	105.184	10	14:10:35.170	1:09.425	22.711	26.778	19.936	86.814	83.989
10	14:09:27.642	1:00.774	20.086	23.229	17.459	109.474	104.529	(22) Ian RUSSELL							
(110) Symon WOODWARD								1	14:00:17.227				20.665	94.252	86.927
1	14:00:09.054				18.429		93.988	2	14:01:28.678	1:11.451			20.961	92.818	87.040
2	14:01:12.690	1:03.636					94.385	3	14:02:40.575	1:11.897			20.923	92.435	87.153
3	14:02:15.133	1:02.443			18.087		92.054	4	14:03:51.131	1:10.556			20.615	94.518	87.837
4	14:03:17.002	1:01.869			17.729		96.005	5	14:05:00.504	1:09.373			20.258	94.919	88.183
5	14:04:18.805	1:01.803			17.734		93.857	6	14:06:10.611	1:10.107			20.171	92.308	87.266
6	14:05:20.791	1:01.986			18.039		94.120	7	14:07:19.048	1:08.437			19.935	92.818	87.837
7	14:06:23.203	1:02.412					90.932	8	14:08:27.147	1:08.099			19.535	94.252	87.153
8	14:07:27.302	1:04.099					89.716	9	14:09:34.703	1:07.556			19.743	92.054	89.358
9	14:08:30.658	1:03.356			17.991		92.947	(25) Andrew KIRKWOOD							
10	14:09:34.488	1:03.830					90.809	1	14:00:14.512				19.922	89.239	83.571
(111) Jimmy SHANKS								2	14:01:22.846	1:08.334			20.043	87.153	81.839
1	14:00:07.420				19.442	93.857	88.068	3	14:02:34.820	1:11.974			20.524	87.266	83.989
2	14:01:11.486	1:04.066			19.422	93.595	87.952	4	14:03:45.630	1:10.810			20.258	87.952	84.095
3	14:02:15.293	1:03.807	20.716	23.809	19.282	94.518	88.532	5	14:04:56.024	1:10.394			20.183	87.837	84.200
4	14:03:19.232	1:03.939			18.907	95.459	87.837	6	14:06:06.127	1:10.103			19.958	87.952	84.732
5	14:04:23.240	1:04.008			18.970	93.465	88.884	7	14:07:16.780	1:10.653			20.738	88.068	83.054
6	14:05:26.489	1:03.249			19.096	93.857	87.153	8	14:08:28.483	1:11.703			20.814	88.767	83.885
7	14:06:30.877	1:04.388			19.220	93.335	88.649	9	14:09:39.356	1:10.873			20.256	88.068	84.095
8	14:07:34.459	1:03.582			18.991	94.385	88.649	(333) Peter DOLAN							
9	14:08:38.224	1:03.765			18.984	94.651	88.532	1	14:00:15.095				20.594	90.198	85.706
10	14:09:41.659	1:03.435			18.844	94.385	88.299	2	14:01:26.734	1:11.639	23.424	27.433	20.782	87.952	83.989
(3) Jed HEATH								3	14:02:38.297	1:11.563			20.680	88.532	84.625
1	14:00:11.175			25.663	19.193	100.460	95.868	4	14:03:49.592	1:11.295		27.528	20.716	88.884	84.518
2	14:01:15.706	1:04.531	20.779	25.023	18.729	96.558	93.988	5	14:04:59.771	1:10.179	22.950	27.178	20.051	88.299	86.479
3	14:02:20.578	1:04.872	21.087	24.952	18.833	97.257	92.818	6	14:06:11.222	1:11.451			20.649	88.767	86.146
4	14:03:25.596	1:05.018	21.461	24.876	18.681	96.143	94.385	7	14:07:21.405	1:10.183		27.007	19.952	88.532	86.368
5	14:04:31.165	1:05.569	21.458	25.007	19.104	95.323	91.303	8	14:08:30.662	1:09.257			19.519	89.836	86.035
6	14:05:38.771	1:07.606	22.117	25.869	19.620	92.435	91.552	9	14:09:40.187	1:09.525			19.671	89.002	86.479
7	14:06:45.051	1:06.280	21.725	25.549	19.006	93.335	92.947	(177) Christian GUNSON							
8	14:07:51.049	1:05.998	21.558	25.400	19.040	92.818	90.932	1	14:00:11.202				19.185	97.967	93.988
9	14:08:56.863	1:05.814	21.697	25.322	18.795	94.651	92.054	2	14:01:17.159	1:05.957			19.036	98.543	93.335
10	14:10:02.379	1:05.516	21.250	25.074	19.192	92.308	91.677	3	14:02:23.264	1:06.105			19.105	97.399	93.335
(36) Craig DOUGLAS								4	14:03:29.610	1:06.346			18.907	97.682	92.818
1	14:00:11.175				19.213	96.281	91.677	5	14:04:36.147	1:06.537			19.213	96.281	91.677
2	14:01:15.706	1:04.531	20.779	25.023	18.729	96.558	93.988	6	14:05:43.042	1:06.895			19.176	96.143	92.181
3	14:02:20.578	1:04.872	21.087	24.952	18.833	97.257	92.818	7	14:06:49.296	1:06.254			18.725	96.836	92.181
4	14:03:25.596	1:05.018	21.461	24.876	18.681	96.143	94.385	8	14:07:55.930	1:06.634			19.082	96.836	91.427
5	14:04:31.165	1:05.569	21.458	25.007	19.104	95.323	91.303	9	14:09:02.247	1:06.317			18.938	96.419	91.802
6	14:05:38.771	1:07.606	22.117	25.869	19.620	92.435	91.552	10	14:10:09.073	1:06.826			19.285	96.005	90.686
7	14:06:45.051	1:06.280	21.725	25.549	19.006	93.335	92.947	(36) Craig DOUGLAS							
8	14:07:51.049	1:05.998	21.558	25.400	19.040	92.818	90.932	1	14:00:11.202				19.185	97.967	93.988
9	14:08:56.863	1:05.814	21.697	25.322	18.795	94.651	92.054	2	14:01:17.159	1:05.957			19.036	98.543	93.335
10	14:10:02.379	1:05.516	21.250	25.074	19.192	92.308	91.677	3	14:02:23.264	1:06.105			19.105	97.399	93.335
Clerk of the Course :															
Sig :															
Time :															
Chief Timekeeper : Ian Sharp (SMART Timing)															
Results available at www.mylaps.com and www.smart-timing.co.uk															
Printed: 25/04/2016 19:29:33															

KMSC National Motorcycle Racing

Lapchart

Ultratape Post Classics

Knockhill 1.267 miles

Race 5 - 1st Race

23/04/2016 14:00

Race (10 Laps) started at 13:59:01

Competitors	Laps										
	1	2	3	4	5	6	7	8	9	10	
Jimmy SHANKS (111)	1	111	8	8	8	8	8	2	2	2	2
Symon WOODWARD (110)	2	110	111	2	110	2	2	8	8	8	8
Robin LAMB (8)	3	8	2	110	2	110	110	110	110	110	110
Roddy TAYLOR (2)	4	2	110	111	111	111	111	111	111	111	111
Jed HEATH (3)	5	3	3	3	3	3	3	3	3	3	3
Christian GUNSON (177)	6	177	177	177	177	177	177	177	177	177	177
Andrew GREEN (14)	7	14	25	14	14	14	14	36	14	36	36
Andrew KIRKWOOD (25)	8	25	14	25	36	36	36	14	36	14	14
Peter DOLAN (333)	9	333	36	36	25	25	25	25	22	22	
Craig DOUGLAS (36)	10	36	333	333	333	333	22	22	25	25	
Ian RUSSELL (22)	11	22	22	22	22	22	333	333	333	333	
-	12										

Margin of Victory	Avg. Speed	Best Lap Tm	Best Speed	Best Lap by
1.271	73.019	1:00.774	75.050	8 - Robin LAMB

Clerk of the Course :

Orbits

Sig : Time :
 Chief Timekeeper : Ian Sharp (SMART Timing)
 Results available at www.mylaps.com and www.smart-timing.co.uk



KMSC National Motorcycle Racing

Ultratape Post Classics

Knockhill 1.267 miles

Race 12 - 2nd Race

23/04/2016 15:45

Race (10 Laps) started at 16:40:05

POLE POSITION

1	1 2 Roddy TAYLOR	2 8 Robin LAMB	3 110 Symon WOODWARD
2	4 111 Jimmy SHANKS	5 3 Jed HEATH	6 177 Christian GUNSON
3	7 36 Craig DOUGLAS	8 14 Andrew GREEN	9 22 Ian RUSSELL
4	10 25 Andrew KIRKWOOD	11 333 Peter DOLAN	12 13 Andrew BARTON

Clerk of the Course :

Sig : Time :

Chief Timekeeper : Ian Sharp (SMART Timing)

Results available at www.mylaps.com and www.smart-timing.co.uk

Orbits



Race Results

KMSC National Motorcycle Racing

Sorted on Laps

Scottish Championship Superbikes & KMSC Clubman

Knockhill 1.267 miles

Race 6 - 1st Race

23/04/2016 14:15

Race (10 Laps) started at 14:40:46

Pos	No.	Name	Make/Model	CC	Class	Laps	Total Tm	Diff	Best Tm	In Lap	Best Speed
1	99	Michael ROBERTSON	Kawasaki	ZX10	SB	10	8:36.971		51.001	5	89.431
2	34	John DEAN	Suzuki	GSXR1000K9	SB	10	8:37.586	0.615	50.866	9	89.669
3	179	Andrew TASKER	Kawasaki	ZX10R	SB	10	8:39.252	2.281	50.977	7	89.474
4	68	Paul WISHART	Kawasaki	ZX10R	SB	10	8:46.730	9.759	51.623	3	88.354
5	79	Bruce BIRNIE	BMW	S1000RR	SB	10	8:55.551	18.580	51.693	3	88.234
6	119	Kristopher DUNCAN	Kawasaki	ZX10	SB	10	8:56.617	19.646	52.648	3	86.634
7	3	Adrian CLARK	Kawasaki	ZX10R	SB	10	9:03.461	26.490	53.108	4	85.883
8	48	Euan MESTON	Yamaha	R1	SB	10	9:06.388	29.417	53.781	4	84.809
9	7	James LAING	BMW	S1000RR	SB	10	9:09.140	32.169	53.832	7	84.728
10	69	Rodney SCOTT	BMW	S1000RR	C	10	9:10.139	33.168	53.772	7	84.823
11	47	Alan BRYCE	BMW	1000RR	SB	10	9:10.437	33.466	53.978	6	84.499
12	11	Richard HUGHES	BMW	S1000RR	C	10	9:11.336	34.365	53.741	6	84.872
13	46	George SPENCE	Honda	CBR1000	SB	10	9:17.784	40.813	54.624	4	83.500
14	67	Des BURNS	Kawasaki	ZX10R	C	10	9:18.276	41.305	54.374	5	83.884
15	63	Kenny PATERSON	BMW	S1000RR	C	10	9:21.441	44.470	54.296	9	84.004
16	45	Gary HOPKINS	Yamaha	R1M	C	10	9:22.104	45.133	54.842	5	83.168
17	33	Graeme BODEL	BMW	S1000RR	C	10	9:22.425	45.454	55.008	8	82.917
18	4	Daniel MacLEAN	Kawasaki	ZX10R	C	10	9:23.465	46.494	54.946	10	83.010
19	71	Gavin JONES	Honda	Fireblade	C	10	9:24.511	47.540	55.163	6	82.684
20	37	Steven PATTERSON	Yamaha	YZF R1	C	10	9:29.169	52.198	55.309	7	82.466
21	22	Steven WATSON	Suzuki	GSXR750	C	9	8:39.788	1 Lap	55.992	8	81.460
22	151	Ben WARMINGTON	Yamaha	R1	C	9	8:42.330	1 Lap	56.546	3	80.662
23	43	Steve NICOLL	Kawasaki	ZX10	C	9	8:51.711	1 Lap	57.242	8	79.681
24	54	Gordon DUNCAN	Ducati	Panigale 899	C	9	8:53.041	1 Lap	57.654	4	79.111
25	12	Gordon McDONALD	Honda	CBR1000	C	9	9:02.526	1 Lap	58.633	3	77.791
26	36	Craig MARTIN	Honda	CBR900 RR-Y	C	9	9:16.175	1 Lap	59.825	8	76.241
27	6	Calum MacLEAN	Suzuki	GSXR1000	C	9	9:17.376	1 Lap	1:00.164	6	75.811
28	32	Sean REID	Honda	Fireblade	C	9	9:23.342	1 Lap	1:00.897	9	74.898
29	265	Ricky BUCHANAN	Yamaha	R1	C	8	8:46.313	2 Laps	1:03.898	5	71.381
Not classified											
DNF	55	Donald MacFADYEN	BMW	S1000RR	SB	9	7:54.735	DNF	51.460	9	88.634
DNF	17	Angus MEARNS	Yamaha	R6 600	C	6	5:33.993	DNF	54.374	3	83.884

Margin of Victory	Avg. Speed	Best Lap Tm	Best Speed	Best Lap by
0.615	88.227	50.866	89.669	34 - John DEAN

Clerk of the Course :

Orbits

Sig : Time :

Chief Timekeeper : Ian Sharp (SMART Timing)

www.mylaps.com

Results available at www.mylaps.com and www.smart-timing.co.uk

Licensed to: SMART Timing

KMSC National Motorcycle Racing

Scottish Championship Superbikes & KMSC Clubman

Knockhill 1.267 miles

Race 6 - 1st Race

23/04/2016 14:15

Race (10 Laps) started at 14:40:46

Lap	Time of Day	Lap Tm	S1	S2	S3	S3Spd	SFSpd	Lap	Time of Day	Lap Tm	S1	S2	S3	S3Spd	SFSpd
(99) Michael ROBERTSON															
1	14:41:41.120			19.985	15.252	133.680	129.551	1	14:41:43.151				15.082	135.571	130.560
2	14:42:33.164	52.044	17.403	19.809	14.832	133.415	129.802	2	14:42:36.862	53.711	17.924	20.466	15.321	136.675	127.339
3	14:43:24.334	51.170	17.062	19.476	14.632	134.484	131.326	3	14:43:29.987	53.125	17.868	20.184	15.073	135.845	129.551
4	14:44:15.379	51.045	16.973	19.403	14.669	136.675	130.306	4	14:44:23.095	53.108			15.401	134.484	129.302
5	14:45:06.380	51.001	16.899	19.587	14.515	136.121	131.326	5	14:45:16.641	53.546			15.463	132.624	125.201
6	14:45:57.736	51.356	16.841	19.738	14.777	133.415	131.070	6	14:46:11.669	55.028			15.708	134.484	128.559
7	14:46:48.823	51.087	16.916	19.462	14.709	137.234	128.805	7	14:47:06.069	54.400			15.783	130.306	128.313
8	14:47:39.871	51.048	16.879	19.440	14.729	134.215	129.802	8	14:48:00.784	54.715			15.932	130.560	127.824
9	14:48:31.239	51.368	16.943	19.630	14.795	135.845	131.584	9	14:48:55.258	54.474			15.712	128.805	128.068
10	14:49:23.014	51.775	17.383	19.828	14.564	136.398	131.584	10	14:49:49.504	54.246	18.032	20.421	15.793	127.339	123.815
(48) Euan MESTON															
1	14:41:41.044			19.965	14.922	134.484	127.339	1	14:41:44.852				15.326	134.484	127.339
2	14:42:33.412	52.368	17.628	19.874	14.866	135.025	127.824	2	14:42:38.708	53.856			15.431	137.234	125.670
3	14:43:24.650	51.238	17.140	19.597	14.501	135.845	129.551	3	14:43:32.647	53.939			15.180	137.516	127.098
4	14:44:15.585	50.935	16.871	19.470	14.594	137.798	130.306	4	14:44:26.428	53.781			15.264	124.735	127.145
5	14:45:06.958	51.373	17.024	19.852	14.497	136.398	128.559	5	14:45:20.545	54.117			15.569	135.571	126.339
6	14:45:58.016	51.058	16.815	19.572	14.671	137.234	129.802	6	14:46:15.002	54.457			15.204	125.670	125.670
7	14:46:49.242	51.226	16.974	19.527	14.725	136.954	126.380	7	14:47:09.065	54.063			15.447	134.754	126.857
8	14:47:40.971	51.729	16.872	19.881	14.976	110.922	128.313	8	14:48:03.493	54.428			15.266	135.025	127.824
9	14:48:31.837	50.866	16.809	19.667	14.390	133.680	129.053	9	14:48:58.566	55.073			15.442	135.298	128.559
10	14:49:23.629	51.792	17.263	19.974	14.555	128.559	130.053	10	14:49:52.431	53.865			15.570	134.754	127.824
(7) James LAING															
1	14:41:41.317			19.915	15.059	136.954	128.313	1	14:41:46.074				15.775	131.070	128.313
2	14:42:33.532	52.215			14.913	136.398	128.313	2	14:42:40.703	54.629			15.404	131.842	127.339
3	14:43:24.919	51.387			14.701	138.939	127.339	3	14:43:35.187	54.484			15.423	131.070	128.068
4	14:44:16.131	51.212			14.868	138.366	127.339	4	14:44:29.472	54.285			15.599	128.068	128.068
5	14:45:07.565	51.434			14.753	139.227	128.805	5	14:45:24.390	54.918			15.396	129.053	127.098
6	14:45:58.714	51.149			14.930	138.366	128.805	6	14:46:18.696	54.306	18.006	20.931	15.369	126.380	128.068
7	14:46:49.691	50.977			14.940	137.516	127.824	7	14:47:12.528	53.832			15.162	129.302	128.559
8	14:47:41.137	51.446			15.152	137.798	129.053	8	14:48:07.077	54.549			15.677	125.201	127.339
9	14:48:32.408	51.271			14.902	136.675	128.068	9	14:49:01.211	54.134			15.452	130.053	128.313
10	14:49:25.295	52.887			15.086	134.215	128.313	10	14:49:55.183	53.972			15.158	129.302	128.313
(69) Rodney SCOTT															
1	14:41:42.582			20.439	14.776	133.947	131.326	1	14:41:47.825				15.933	131.842	129.302
2	14:42:34.834	52.252	17.543	20.109	14.600	135.025	127.339	2	14:42:42.933	55.108			15.562	131.326	130.560
3	14:43:26.457	51.623	17.128	19.919	14.576	135.298	129.053	3	14:43:37.434	54.501			15.506	133.680	129.053
4	14:44:18.309	51.852	17.078	19.951	14.823	133.150	129.053	4	14:44:31.484	54.050			15.216	138.366	129.802
5	14:45:11.055	52.746	17.207	20.592	14.947	129.302	127.098	5	14:45:25.492	54.008			15.141	137.234	131.842
6	14:46:03.448	52.393	17.203	20.114	15.076	130.814	128.313	6	14:46:19.699	54.207			15.450	133.415	131.584
7	14:46:56.360	52.912	17.255	20.726	14.931	128.805	127.098	7	14:47:13.471	53.772	18.214	20.491	15.067	136.954	128.559
8	14:47:48.294	51.934	17.190	20.019	14.725	131.842	127.824	8	14:48:07.543	54.072			15.444	136.675	131.326
9	14:48:40.306	52.012	17.366	19.942	14.704	132.624	126.618	9	14:49:01.747	54.204			15.470	136.675	131.584
10	14:49:32.773	52.467	17.336	20.198	14.933	128.805	126.857	10	14:49:56.182	54.435			15.652	136.675	127.339
(47) Alan BRYCE															
1	14:41:41.731			14.787	130.814	128.313	3	14:41:45.927					15.886	129.551	123.815
2	14:42:33.960	52.229			14.754	129.302	129.302	2	14:42:41.058	55.131			15.601	131.070	127.098
3	14:43:25.653	51.693			14.726	132.624	126.142	3	14:43:35.500	54.442			15.656	128.805	128.559
4	14:44:18.025	52.372			15.081	124.968	124.968	4	14:44:29.855	54.355			15.729	131.584	123.815
5	14:45:11.134	53.109			15.031	124.968	128.559	5	14:45:25.129	55.274			15.996	129.802	123.815
6	14:46:03.676	52.542			15.009	131.070	123.133	6	14:46:19.107	53.978			15.531	130.814	127.824
7	14:46:57.077	53.401			14.973	130.306	128.068	7	14:47:13.086	53.979			15.445	131.842	127.824
8	14:47:50.485	53.408			15.916	127.098	122.908	8	14:48:07.211	54.125			15.660	129.551	128.805
9	14:48:45.294	54.809			15.813	129.053	121.133	9	14:49:01.626	54.415			15.681	129.302	127.581
10	14:49:41.594	56.300			17.238	115.107	124.044	10	14:49:56.480	54.854			16.134	124.504	123.360
(11) Richard HUGHES															
1	14:41:43.432			20.564	15.095	137.516	131.326	1	14:41:47.508				15.811	125.435	127.824
2	14:42:36.879	53.447	17.963	20.455	15.029	138.652	132.102	2	14:42:42.695	55.187	18.452	20.979	15.756	126.857	128.559
3	14:43:29.527	52.648	17.561	20.149	14.938	140.099	129.302	3	14:43:37.661	54.966			15.934	126.857	125.435
4	14:44:22.512	52.985	17.562	20.294	15.129	136.954	128.805	4	14:44:32.308	54.647			15.366	126.618	129.302
5	14:45:15.164	52.652	17.540	20.266	14.846	140.099	131.070	5	14:45:26.584	54.276			15.360	126.142	129.551
6	14:46:08.093	52.929	17.603	20.346	14.980	138.652	130.814	6	14:46:20.325	53.741			15.181	130.306	127.339
7	14:47:01.333	53.240	17.548	20.718	14.974	138.081	131.842	7	14:47:14.537	54.212			15.227	126.380	128.805
8	14:47:55.699	54.366	18.603	20.632	15.131	137.234	130.560	8	14:48:08.440	53.903			15.318	128.313	128.559
9	14:48:49.045	53.346	17.476	20.364	15.506	136.121	129.802	9	14:49:02.602	54.162			15.327		

Qualifying Results

KMSC National Motorcycle Racing

Scottish Championship Superbikes & KMSC Clubman

Knockhill 1.267 miles

Race 6 - 1st Race

23/04/2016 14:15

Race (10 Laps) started at 14:40:46

Lap	Time of Day	Lap Tm	S1	S2	S3	S3Spd	SFSpd	Lap	Time of Day	Lap Tm	S1	S2	S3	S3Spd	SFSpd
3	14:43:37.292	54.683	18.023	20.893	15.767	132.886	123.587	5	14:45:32.149	55.343			15.809	132.102	124.273
4	14:44:31.916	54.624	18.027	20.809	15.788		126.618	6	14:46:27.312	55.163			15.794	127.824	124.968
5	14:45:26.971	55.055	18.317	20.838	15.900		127.824	7	14:47:22.845	55.533			16.041	130.306	124.044
6	14:46:22.061	55.090	18.235	21.061	15.794		127.339	8	14:48:18.209	55.364			15.882	131.326	123.587
7	14:47:17.677	55.616	18.473	21.361	15.782	128.068	125.435	9	14:49:14.434	56.225			16.418	130.053	124.273
8	14:48:12.347	54.670			15.671		124.273	10	14:50:10.554	56.120			16.203	130.560	123.587
9	14:49:07.321	54.974		21.109	15.792	126.142	127.339	(37) Steven PATTERSON							
10	14:50:03.827	56.506	18.013	20.989	17.504	122.683	114.323	1	14:41:50.073			22.780	16.066	124.735	124.273
(67) Des BURNS								2	14:42:47.157	57.084	19.042	22.006	16.036	131.326	127.581
1	14:41:48.696				15.941	126.618	127.098	3	14:43:43.756	56.599	19.089	21.645	15.865	131.326	126.618
2	14:42:44.772	56.076	18.766	21.297	16.013	122.459	124.735	4	14:44:40.066	56.310	18.817	21.555	15.938	127.098	124.273
3	14:43:40.547	55.775	19.027	21.133	15.615	122.908	125.670	5	14:45:35.749	55.683	18.687	21.396	15.600	129.802	125.201
4	14:44:35.584	55.037	18.488	20.913	15.636	129.802	120.480	6	14:46:32.003	56.254	18.609	21.555	16.090	124.968	125.201
5	14:45:29.958	54.374	18.104	20.786	15.484		125.201	7	14:47:27.312	55.309	18.383	21.398	15.528	132.362	126.857
6	14:46:24.604	54.646	17.918	20.915	15.813	132.362	127.581	8	14:48:23.023	55.711	18.829	21.486	15.396	130.814	127.824
7	14:47:19.752	55.148	18.013	21.689	15.446	129.551	124.504	9	14:49:19.039	56.016	18.563	21.517	15.936	126.857	126.618
8	14:48:14.180	54.428	17.992	21.077	15.359	126.618	125.435	10	14:50:15.212	56.173	18.767	21.343	16.063	129.053	125.905
9	14:49:08.570	54.390	18.080	20.941	15.369	125.905	123.815	(22) Steven WATSON							
10	14:50:04.319	55.749	18.120	21.184	16.445	120.265	122.908	1	14:41:52.201				16.738	125.435	117.526
(63) Kenny PATERSON								2	14:42:49.763	57.562			16.137	124.504	117.940
1	14:41:50.923		22.769		15.906	127.581	119.835	3	14:43:46.831	57.068			15.834	125.201	119.196
2	14:42:46.784	55.861	18.755	21.552	15.554	128.559	124.968	4	14:44:43.189	56.358			15.835	125.435	119.835
3	14:43:41.971	55.187	18.439	21.218	15.530	133.415	123.587	5	14:45:39.445	56.256			15.731	126.618	118.985
4	14:44:37.260	55.289	18.352	20.967	15.970	131.326	124.044	6	14:46:36.056	56.611			15.814	125.905	119.621
5	14:45:32.814	55.554	18.656	21.219	15.679	133.680	125.670	7	14:47:32.073	56.017			15.667	125.905	120.049
6	14:46:28.352	55.538	18.490	21.428	15.620	132.102	125.435	8	14:48:28.065	55.992			15.663	125.670	119.409
7	14:47:23.015	54.663	18.138	21.021	15.504	134.754	123.360	9	14:49:25.831	57.766			16.122	126.857	119.196
8	14:48:17.942	54.927	18.498	20.953	15.476	131.326	122.908	(151) Ben WARMINGTON							
9	14:49:12.238	54.296	18.153	20.599	15.544	133.150	126.618	1	14:41:50.910			23.247	16.356	126.857	117.775
10	14:50:07.484	55.246	18.156	21.327	15.763	126.618	122.014	2	14:42:47.692	56.782	19.172	21.739	15.871	126.857	121.572
(45) Gary HOPKINS								3	14:43:44.238	56.546	18.875	21.782	15.889	129.551	120.915
1	14:41:49.068		22.367		15.882	132.362	126.142	4	14:44:41.070	56.832	18.811	21.732	16.289	127.339	114.910
2	14:42:44.907	55.839	19.003	20.910	15.926	127.339	125.905	5	14:45:38.651	57.581	19.499	21.776	16.306	126.380	117.526
3	14:43:40.375	55.468	18.617	21.097	15.754	126.857	123.815	6	14:46:35.442	56.791	18.807	21.807	16.177	125.201	119.196
4	14:44:35.679	55.304			16.018	131.070	122.908	7	14:47:32.424	56.982	18.680	22.033	16.269	125.201	120.480
5	14:45:30.521	54.842		20.823	15.569	131.842	124.735	8	14:48:29.361	56.937	18.966	21.678	16.293	127.098	119.409
6	14:46:26.120	55.599	18.217	21.418	15.964	127.339	124.044	9	14:49:28.373	59.012	19.758	23.101	16.153	127.339	116.304
7	14:47:21.169	55.049	18.127	21.010	15.912	129.802	125.435	(43) Steve NICOLL							
8	14:48:16.064	54.895			15.699	132.624	124.735	1	14:41:54.027				17.373	118.356	119.621
9	14:49:11.862	55.798		21.302	15.945	131.070	123.587	2	14:42:52.119	58.092			16.605	123.133	117.526
10	14:50:08.147	56.285	18.811	21.394	16.080	129.802	123.360	3	14:43:49.766	57.647			16.853	116.304	116.304
(33) Graeme BODEL								4	14:44:47.632	57.866			17.374	119.621	116.304
1	14:41:47.742		21.967		16.293	129.053	122.014	5	14:45:45.530	57.898			16.695	122.459	118.356
2	14:42:43.702	55.960	18.719	21.466	15.775	114.714	124.968	6	14:46:42.885	57.355			16.709	120.265	119.835
3	14:43:38.903	55.201	18.317	20.965	15.919	128.313	122.908	7	14:47:42.524	59.639			17.500	116.709	116.103
4	14:44:33.915	55.012	17.994	21.182	15.836	127.824	124.735	8	14:48:39.766	57.242			16.490	125.201	120.915
5	14:45:28.952	55.037	18.173	21.203	15.661	129.302	125.201	9	14:49:37.754	57.988			16.813	118.985	116.304
6	14:46:24.427	55.475	18.177	21.149	16.149	127.098	119.196	(54) Gordon DUNCAN							
7	14:47:20.505	56.078	18.778	21.484	15.816	125.905	124.504	1	14:41:51.534				16.665	123.587	118.147
8	14:48:15.513	55.008	18.047	21.192	15.769	130.053	122.459	2	14:42:49.216	57.682			16.095	125.435	116.709
9	14:49:12.461	56.948	18.925	21.691	16.332	127.824	122.908	3	14:43:47.376	58.160			16.479	124.735	117.733
10	14:50:08.468	56.007	18.466	21.360	16.181	130.306	125.435	4	14:44:45.030	57.654			16.509	123.815	116.103
(4) Daniel MacLEAN								5	14:45:43.436	58.406			16.639	123.133	115.504
1	14:41:49.485				15.952	124.735	125.670	6	14:46:42.153	58.717			16.645	120.480	116.304
2	14:42:45.494	56.009			15.987	129.302	124.273	7	14:47:41.346	59.193			16.658	119.196	114.323
3	14:43:41.539	56.045			16.219	131.070	125.905	8	14:48:40.223	58.877			17.158	115.107	116.304
4	14:44:36.676	55.137			15.579	132.102	123.815	9	14:49:39.084	58.861			16.965	118.775	113.166
5	14:45:32.602	55.926			15.687	131.070	125.905	(12) Gordon McDONALD							
6	14:46:28.543	55.941			15.936	125.905	126.380	1	14:41:54.278				17.068	118.565	121.792
7	14:47:23.541	54.998			15.646	131.584	122.236	2	14:42:54.195	59.917			16.281	121.792	120.915
8	14:48:19.238	55.697			15.927	127.098	120.697	3	14:43:52.828	58.633			16.341	116.709	119.621
9	14:49:14.562	55.324			15.571	127.581	127.581	4	14:44:51.841	59.013			16.314	119.409	122.236
10	14:50:09.508	54.946			15.954	130.560	124.273	5	14:45:50.480	58.639			16.492	119.621	118.356
(71) Gavin JONES								6	14:46:50.479	59.999			17.284	115.107	117.526
1	14:41:48.492				15.861	131.584	126.380	7	14:47:50.172	59.693			17.039	116.912	120.697
2	14:42:44.531	56.039			15.971	130.306	125.905	8	14:48:49.155	58.983			16.682	105.020	119.409
3	14:43:41.247	56.716			16.670	110.922	125.201	9	14:49:48.569	59.414			17.066	112.408	119.196
4	14:44:36.806	55.559			16.095	130.306	126.857	Orbits							

Clerk of the Course :

Sig : Time :

Chief Timekeeper : Ian Sharp (SMART Timing)

Results available at www.mylaps.com and www.smart-timing.co.uk

Printed: 25/04/2016 19:14:04



Qualifying Results

KMSC National Motorcycle Racing

Scottish Championship Superbikes & KMSC Clubman

Knockhill 1.267 miles

Race 6 - 1st Race

23/04/2016 14:15

Race (10 Laps) started at 14:40:46

Lap	Time of Day	Lap Tm	S1	S2	S3	S3Spd	SFSpd	Lap	Time of Day	Lap Tm	S1	S2	S3	S3Spd	SFSpd
(36) Craig MARTIN															
1	14:41:57.595				17.767	111.290	110.739								
2	14:42:58.095	1:00.500			17.128	113.549	108.238								
3	14:43:59.075	1:00.980			17.867	111.660	111.290								
4	14:44:59.404	1:00.329			17.131	112.597	110.374								
5	14:45:59.872	1:00.468			17.692	110.922	106.689								
6	14:47:00.918	1:01.046			17.078	113.357	112.786								
7	14:48:01.226	1:00.308	19.999	23.281	17.028	115.107	109.832								
8	14:49:01.051	59.825			17.322	113.742	109.832								
9	14:50:02.218	1:01.167			17.980	110.922	112.976								
(6) Calum MacLEAN															
1	14:41:56.328			24.447	17.511	113.357	119.409								
2	14:42:56.962	1:00.634	19.722	23.278	17.634	115.305	117.116								
3	14:43:58.854	1:01.892	20.328	23.769	17.795	112.976	120.915								
4	14:44:59.046	1:00.192	20.071	22.945	17.176	114.518	118.985								
5	14:46:00.283	1:01.237	20.601	23.228	17.408	113.935	119.621								
6	14:47:00.447	1:00.164	19.705	23.362	17.097	115.903	118.775								
7	14:48:01.981	1:01.534	20.222	23.284	18.028	115.107	118.565								
8	14:49:02.549	1:00.568	19.678	23.293	17.597	117.733	119.835								
9	14:50:03.419	1:00.870	19.951	22.999	17.920	107.717	119.196								
(32) Sean REID															
1	14:41:54.045			23.991	17.596	116.304	119.621								
2	14:42:56.214	1:02.169	20.233	23.513	18.423	111.846	116.506								
3	14:43:58.469	1:02.255	20.690	23.826	17.739	113.549	118.775								
4	14:45:00.888	1:02.419	21.390	23.492	17.537	115.305	120.915								
5	14:46:02.953	1:02.065	20.766	23.732	17.567	114.910	117.321								
6	14:47:04.469	1:01.516	20.457	23.668	17.391	112.408	119.196								
7	14:48:07.466	1:02.997	20.465	24.853	17.679	116.304	117.526								
8	14:49:08.488	1:01.022	20.659	23.298	17.065	118.565	122.459								
9	14:50:09.385	1:00.897	20.101	23.188	17.608	115.504	120.697								
(265) Ricky BUCHANAN															
1	14:41:58.200				18.641	112.597	111.290								
2	14:43:03.488	1:05.288	21.457	25.319	18.512		114.714								
3	14:44:09.871	1:06.383	21.688	25.584	19.111	107.544	114.910								
4	14:45:14.446	1:04.575	21.570	25.093	17.912	103.721	117.940								
5	14:46:18.344	1:03.898	21.201	24.818	17.879	109.653	118.356								
6	14:47:22.902	1:04.558			18.126	107.372	113.357								
7	14:48:27.064	1:04.162		24.693	18.128	110.193	115.504								
8	14:49:32.356	1:05.292			18.361	107.030	114.910								
(55) Donald MacFADYEN															
1	14:41:42.352				14.954	138.081	129.802								
2	14:42:35.628	53.276			14.779	136.954	128.805								
3	14:43:27.512	51.884			14.671	138.652	130.306								
4	14:44:19.729	52.217			14.916	135.298	129.053								
5	14:45:11.646	51.917			14.925	133.150	129.551								
6	14:46:03.885	52.239			15.192	133.680	128.559								
7	14:46:57.429	53.544			14.667	135.571	129.551								
8	14:47:49.318	51.889			14.792		128.559								
9	14:48:40.778	51.460			14.619	136.675	128.559								
(17) Angus MEARNS															
1	14:41:45.666			21.810	15.654	127.581	120.915								
2	14:42:40.423	54.757	18.292	20.982	15.483	123.360	118.985								
3	14:43:34.797	54.374			15.496	123.360	118.985								
4	14:44:29.258	54.461			15.529	122.908	119.196								
5	14:45:25.018	55.760	18.692	21.056	16.012	122.683	115.504								
6	14:46:20.036	55.018			15.846	117.116	112.408								

Clerk of the Course :

Sig : Time :

Chief Timekeeper : Ian Sharp (SMART Timing)

 Results available at www.mylaps.com and www.smart-timing.co.uk

Printed: 25/04/2016 19:14:04

Orbits



KMSC National Motorcycle Racing

Lapchart

Scottish Championship Superbikes & KMSC Clubman

Knockhill 1.267 miles

Race 6 - 1st Race

23/04/2016 14:15

Race (10 Laps) started at 14:40:46

Competitors	Laps										
		1	2	3	4	5	6	7	8	9	10
John DEAN (34)	1	34	99	99	99	99	99	99	99	99	99
Michael ROBERTSON (99)	2	99	34	34	34	34	34	34	34	34	34
Andrew TASKER (179)	3	179	179	179	179	179	179	179	179	179	179
Bruce BIRNIE (79)	4	79	79	79	79	68	68	68	68	68	68
Donald MacFADYEN (55)	5	55	68	68	68	79	79	79	55	55	79
Paul WISHART (68)	6	68	55	55	55	55	55	55	79	79	119
Adrian CLARK (3)	7	3	3	119	119	119	119	119	119	119	3
Kristopher DUNCAN (119)	8	119	119	3	3	3	3	3	3	3	48
Euan MESTON (48)	9	48	48	48	48	48	48	48	48	48	7
Angus MEARNS (17)	10	17	17	17	17	7	7	7	7	7	69
Alan BRYCE (47)	11	47	7	7	7	17	47	47	47	47	47
James LAING (7)	12	7	47	47	47	47	69	69	69	69	11
George SPENCE (46)	13	46	46	46	69	69	17	11	11	11	46
Richard HUGHES (11)	14	11	11	69	46	11	11	46	46	46	67
Graeme BODEL (33)	15	33	69	11	11	46	46	67	67	67	63
Rodney SCOTT (69)	16	69	33	33	33	33	33	33	33	45	45
Gavin JONES (71)	17	71	71	45	67	67	67	45	45	63	33
Des BURNS (67)	18	67	67	67	45	45	45	71	63	33	4
Gary HOPKINS (45)	19	45	45	71	4	71	71	63	71	71	71
Daniel MacLEAN (4)	20	4	4	4	71	4	63	4	4	4	37
Steven PATTERSON (37)	21	37	63	63	63	63	4	37	37	37	37
Ben WARMINGTON (151)	22	151	37	37	37	37	37	22	22	22	22
Kenny PATERSON (63)	23	63	151	151	151	151	151	151	151	151	151
Gordon DUNCAN (54)	24	54	54	22	22	22	22	54	43	43	43
Steven WATSON (22)	25	22	22	54	54	54	54	43	54	54	54
Steve NICOLL (43)	26	43	43	43	43	43	43	12	12	12	12
Sean REID (32)	27	32	12	12	12	12	12	36	36	36	36
Gordon McDONALD (12)	28	12	32	32	6	36	6	6	6	6	6
Calum MacLEAN (6)	29	6	6	6	36	6	36	32	32	32	32
Craig MARTIN (36)	30	36	36	36	32	32	32	265	265	265	265
Ricky BUCHANAN (265)	31	265	265	265	265	265	265	265	265	265	265

Margin of Victory	Avg. Speed	Best Lap Tm	Best Speed	Best Lap by
0.615	88.227	50.866	89.669	34 - John DEAN

Clerk of the Course :

Orbits

Sig : Time :
 Chief Timekeeper : Ian Sharp (SMART Timing)
 Results available at www.mylaps.com and www.smart-timing.co.uk



KMSC National Motorcycle Racing

KMSC Superbikes & KMSC Clubman

Knockhill 1.267 miles

Race 12a - 1st Race

23/04/2016 16:00

Race (12 Laps) started at 16:58:38

POLE POSITION

1	1 99 Michael ROBERTSON	2 34 John DEAN	3 179 Andrew TASKER
2	4 68 Paul WISHART	5 79 Bruce BIRNIE	6 119 Kristopher DUNCAN
3	7 3 Adrian CLARK	8 48 Euan MESTON	9 7 James LAING
4	10 69 Rodney SCOTT	11 47 Alan BRYCE	12 11 Richard HUGHES
5	13 46 George SPENCE	14 67 Des BURNS	15 63 Kenny PATERSON
6	16 45 Gary HOPKINS	17 33 Graeme BODEL	18 4 Daniel MacLEAN
7	19 71 Gavin JONES	20 37 Steven PATTERSON	21 22 Steven WATSON
8	22 151 Ben WARMINGTON	23 43 Steve NICOLL	24 54 Gordon DUNCAN
9	25 12 Gordon McDONALD	26 36 Craig MARTIN	27 6 Calum MacLEAN
10	28 32 Sean REID	29 265 Ricky BUCHANAN	30 55 Donald MacFADYEN

Clerk of the Course :

Sig : Time :

Chief Timekeeper : Ian Sharp (SMART Timing)

Results available at www.mylaps.com and www.smart-timing.co.uk

Printed: 25/04/2016 19:14:45


Orbits





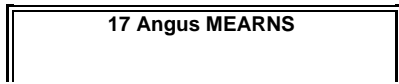
KMSC National Motorcycle Racing

KMSC Superbikes & KMSC Clubman	Knockhill 1.267 miles
Race 12a - 1st Race	23/04/2016 16:00
Race (12 Laps) started at 16:58:38	



11

31



17 Angus MEARNS



Race Results

KMSC National Motorcycle Racing

Sorted on Laps

KMSC 125's

Knockhill 1.267 miles

Race 7 - 1st Race

23/04/2016 14:30

Race (10 Laps) started at 14:58:12

Pos	No.	Name	Make/Model	CC	Class	Laps	Total Tm	Diff	Best Tm	In Lap	Best Speed
1	9	Rishon HICKEY	Aprilia	RS125	F125	10	10:50.301		1:03.931	3	71.344
2	88	Lewis NICOL	Aprilia	RS125	F125	9	10:16.906	1 Lap	1:07.078	7	67.997
3	27	James McLAREN	Aprilia	RS125	F125	9	10:18.701	1 Lap	1:07.113	7	67.961
4	47	Joel BAVIDGE	Aprilia	RS125	F125	9	11:00.530	1 Lap	1:11.843	4	63.487
5	8	Cameron McPHERSON	Aprilia	RS125	F125	9	11:07.880	1 Lap	1:12.975	6	62.502
6	44	Murray PATTISON	Aprilia	125	F125	8	11:10.967	2 Laps	1:22.551	7	55.252
Not classified											
DNF	127	Josh HODGE	KTM	Moto 3	F125	10	10:12.312	DNF	1:00.626	8	75.233
DNF	12	Jordan GILL	KTM	RC390	F125	10	11:00.573	DNF	1:05.388	9	69.754
DNF	16	Mia KELLAS	Aprilia	RS125	F125	6	8:50.073	DNF	1:23.860	5	54.389
DNS	23	Keirin KELLAS	Aprilia	RS125	F125			DNS		0	-

Margin of Victory	Avg. Speed	Best Lap Tm	Best Speed	Best Lap by
1 Lap	70.138	1:03.931	71.344	9 - Rishon HICKEY

Clerk of the Course :

Orbits

Sig : Time :

Chief Timekeeper : Ian Sharp (SMART Timing)

www.mylaps.com

Results available at www.mylaps.com and www.smart-timing.co.uk

Licensed to: SMART Timing

Qualifying Results

KMSC National Motorcycle Racing

KMSC 125's

Knockhill 1.267 miles

Race 7 - 1st Race

23/04/2016 14:30

Race (10 Laps) started at 14:58:12

Lap	Time of Day	Lap Tm	S1	S2	S3	S3Spd	SFSpd	Lap	Time of Day	Lap Tm	S1	S2	S3	S3Spd	SFSpd
(9) Rishon HICKEY															
1	14:59:19.576				18.679		83.571	7	15:05:22.222	1:01.347	20.349	23.242	17.756	106.520	102.768
2	15:00:24.093	1:04.517			18.887		82.341	8	15:06:22.848	1:00.626	20.084	22.952	17.590	107.030	102.454
3	15:01:28.024	1:03.931			18.669		83.260	9	15:07:23.764	1:00.916	19.832	23.284	17.800	106.689	103.242
4	15:02:32.093	1:04.069			18.736		82.543	10	15:08:24.555	1:00.791	20.236	22.947	17.608	107.030	102.768
5	15:03:37.070	1:04.977			18.903		82.645	(12) Jordan GILL							
6	15:04:41.706	1:04.636			18.837		82.951	1	14:59:20.654			25.263	19.497	88.416	86.146
7	15:05:46.186	1:04.480			18.942		82.039	2	15:00:27.074	1:06.420	21.534	25.227	19.659	88.532	85.162
8	15:06:52.159	1:05.973			18.869		82.139	3	15:01:33.034	1:05.960	21.452	24.806	19.702	88.068	85.596
9	15:07:57.432	1:05.273			18.926		82.039	4	15:02:39.197	1:06.163	21.551	25.178	19.434	87.608	85.270
10	15:09:02.544	1:05.112			19.155		81.639	5	15:03:44.916	1:05.719	21.356	25.082	19.281	87.952	85.054
(88) Lewis NICOL															
1	14:59:24.555				20.385	83.675	80.950	6	15:04:50.895	1:05.979	21.538	24.757	19.684	87.494	84.946
2	15:00:32.951	1:08.396			20.219	84.946	80.755	7	15:05:56.299	1:05.404	21.299	24.668	19.437	88.299	84.946
3	15:01:41.218	1:08.267			20.147	85.596	81.441	8	15:07:02.036	1:05.737	21.247	24.848	19.642	88.532	82.849
4	15:02:49.242	1:08.024			20.079	85.596	80.561	9	15:08:07.424	1:05.388	21.373	24.503	19.512	87.722	84.732
5	15:03:57.692	1:08.450			19.992	86.368	81.540	10	15:09:12.816	1:05.392	21.118	24.859	19.415	87.266	85.487
6	15:05:07.273	1:09.581			20.441		79.136	(16) Mia KELLAS							
7	15:06:14.351	1:07.078			19.597	85.596	80.853	1	14:59:54.875				25.534	63.489	66.974
8	15:07:21.582	1:07.231			19.924	86.146	80.081	2	15:01:21.795	1:26.920			25.299	72.236	70.938
9	15:08:29.149	1:07.567			20.522	86.702	78.765	3	15:02:46.093	1:24.298			24.975	70.196	68.970
(27) James McLAREN															
1	14:59:25.351				20.265		76.870	4	15:04:13.380	1:27.287			26.138	69.614	68.338
2	15:00:33.588	1:08.237			20.326		75.317	5	15:05:37.240	1:23.860			23.176	73.262	68.268
3	15:01:41.802	1:08.214			20.021		76.694	6	15:07:02.316	1:25.076			24.509	71.013	70.196
4	15:02:49.730	1:07.928			20.083		76.086	(47) Joel BAVIDGE							
5	15:03:58.292	1:08.562			20.094		76.259	1	14:59:29.900				20.989	77.224	75.233
6	15:05:06.866	1:08.574			19.991		75.487	2	15:00:43.567	1:13.667			21.206	76.172	74.564
7	15:06:13.979	1:07.113			19.998		75.064	3	15:01:58.016	1:14.449			21.348	74.647	74.730
8	15:07:21.734	1:07.755			20.277		74.647	4	15:03:09.859	1:11.843			21.017	77.671	74.481
9	15:08:30.944	1:09.210			21.723		72.081	5	15:04:22.555	1:12.696			20.988	77.851	74.897
(47) Joel BAVIDGE															
1	14:59:29.900				20.989	77.224	75.233	6	15:05:35.277	1:12.722			21.246	74.981	73.989
2	15:00:43.567	1:13.667			21.206	76.172	74.564	7	15:06:48.071	1:12.794			21.547	78.032	74.399
3	15:01:58.016	1:14.449			21.348	74.647	74.730	8	15:08:00.152	1:12.081			21.102	78.950	74.647
4	15:03:09.859	1:11.843			21.017	77.671	74.481	9	15:09:12.773	1:12.621			21.165	77.313	73.826
5	15:04:22.555	1:12.696			20.988	77.851	74.897	(8) Cameron McPHERSON							
6	15:05:35.277	1:12.722			21.246	74.981	73.989	1	14:59:29.974				21.870		66.641
7	15:06:48.071	1:12.794			21.547	78.032	74.399	2	15:00:44.470	1:14.496			21.356		67.581
8	15:08:00.152	1:12.081			21.102	78.950	74.647	3	15:01:59.151	1:14.681			22.412		67.377
9	15:09:12.773	1:12.621			21.165	77.313	73.826	4	15:03:12.137	1:12.986			21.669		65.727
(8) Cameron McPHERSON															
1	14:59:29.974				21.870		66.641	5	15:04:25.249	1:13.112			21.722		65.856
2	15:00:44.470	1:14.496			21.356		67.581	6	15:05:38.224	1:12.975			21.561		67.242
3	15:01:59.151	1:14.681			22.412		67.377	7	15:06:52.638	1:14.414			21.752		64.838
4	15:03:12.137	1:12.986			21.669		65.727	8	15:08:05.883	1:13.245			21.853		64.341
5	15:04:25.249	1:13.112			21.722		65.856	9	15:09:20.123	1:14.240			22.194		64.279
6	15:05:38.224	1:12.975			21.561		67.242	(44) Murray PATTISON							
7	15:06:52.638	1:14.414			21.752		64.838	1	14:59:41.204				24.778		67.513
8	15:08:05.883	1:13.245			21.853		64.341	2	15:01:04.530	1:23.326			23.776	72.004	67.854
9	15:09:20.123	1:14.240			22.194		64.279	3	15:02:27.560	1:23.030			23.921	72.159	67.854
(44) Murray PATTISON															
1	14:59:41.204				24.778		67.513	4	15:03:51.108	1:23.548			24.520	72.706	67.581
2	15:01:04.530	1:23.326			23.776	72.004	67.854	5	15:05:15.218	1:24.110			24.379	72.549	66.641
3	15:02:27.560	1:23.030			23.921	72.159	67.854	6	15:06:38.071	1:22.853			23.900	72.392	67.377
4	15:03:51.108	1:23.548			24.520	72.706	67.581	7	15:08:00.622	1:22.551			24.092	71.696	66.774
5	15:05:15.218	1:24.110			24.379	72.549	66.641	8	15:09:23.210	1:22.588			24.151	73.664	66.509
6	15:06:38.071	1:22.853			23.900	72.392	67.377	(127) Josh HODGE							
7	15:08:00.622	1:22.551			24.092	71.696	66.774	1	14:59:15.277				23.465	17.372	107.544
8	15:09:23.210	1:22.588			24.151	73.664	66.509	2	15:00:16.751	1:01.474	19.985	23.646	17.843	105.020	102.768
(127) Josh HODGE															
1	14:59:15.277				23.465	17.372	107.544	3	15:01:18.017	1:01.266	20.066	23.396	17.804	106.183	103.402
2	15:00:16.751	1:01.474	19.985	23.646	17.843	105.020	102.768	4	15:02:19.228	1:01.211			17.693	105.349	103.402
3	15:01:18.017	1:01.266	20.066	23.396	17.804	106.183	103.402	5	15:03:19.874	1:00.646			17.696	106.859	102.454
4	15:02:19.228	1:01.211			17.693	105.349	103.402	6	15:04:20.875	1:01.001	19.951	23.074	17.976	106.351	102.926
5	15:03:19.874	1:00.646			17.696	106.859	102.454								
6	15:04:20.875	1:01.001	19.951	23.074	17.976	106.351	102.926								

Clerk of the Course :

Sig : Time :

Chief Timekeeper : Ian Sharp (SMART Timing)

 Results available at www.mylaps.com and www.smart-timing.co.uk

Printed: 25/04/2016 18:06:11

Orbits



Race Results

KMSC National Motorcycle Racing

Lapchart

KMSC 125's

Knockhill 1.267 miles

Race 7 - 1st Race

23/04/2016 14:30

Race (10 Laps) started at 14:58:12

Competitors	Laps									
	1	2	3	4	5	6	7	8	9	10
Josh HODGE (127)	127	127	127	127	127	127	127	127	127	127
Rishon HICKEY (9)	9	9	9	9	9	9	9	9	9	9
Jordan GILL (12)	12	12	12	12	12	12	12	12	12	12
Lewis NICOL (88)	88	88	88	88	88	27	27	88	88	
James McLAREN (27)	27	27	27	27	27	88	88	27	27	
Joel BAVIDGE (47)	47	47	47	47	47	47	47	47	47	
Cameron McPHERSON (8)	8	8	8	8	8	8	8	8	8	
Murray PATTISON (44)	44	44	44	44	44	44	44	44		
Mia KELLAS (16)	16	16	16	16	16	16				
-										

Margin of Victory	Avg. Speed	Best Lap Tm	Best Speed	Best Lap by
1 Lap	70.138	1:03.931	71.344	9 - Rishon HICKEY

Clerk of the Course :

Orbits

Sig : Time :
 Chief Timekeeper : Ian Sharp (SMART Timing)
 Results available at www.mylaps.com and www.smart-timing.co.uk



KMSC National Motorcycle Racing

KMSC 125's Knockhill 1.267 miles
 Race 14 - 2nd Race 23/04/2016 16:15
 Race (10 Laps) started at 17:14:58

POLE POSITION

1	1 127 Josh HODGE	2 9 Rishon HICKEY	3 12 Jordan GILL
2	4 88 Lewis NICOL	5 27 James McLAREN	6 47 Joel BAVIDGE
3	7 8 Cameron McPHERSON	8 44 Murray PATTISON	9 16 Mia KELLAS
4	10 23 Keirin KELLAS		

Race Results

KMSC National Motorcycle Racing

Sorted on Laps

KMSC Superstock 600

Knockhill 1.267 miles

Race 8 - 1st Race

23/04/2016 14:45

Race (12 Laps) started at 15:14:52

Pos	No.	Name	Make/Model	CC	Class	Laps	Total Tm	Diff	Best Tm	In Lap	Best Speed
1	8	Lewis ROLLO	Kawasaki	ZXR 600	S6	6	5:13.482		51.597	5	88.398
2	59	Matt TRUELOVE	Honda	CBR 600	S6	6	5:16.575	3.093	51.910	3	87.865
3	45	Ewan GRAY	Kawasaki	ZX6R 600	S6	6	5:24.393	10.911	53.327	2	85.531
4	121	Callum PATERSON	Yamaha	R6 600	S6	6	5:25.891	12.409	53.634	5	85.041
5	31	Torquil PATERSON	Yamaha	R6 600	S6	6	5:26.153	12.671	52.849	5	86.304
6	99	Callum GRIGOR	Kawasaki	ZX6R 600	S6	6	5:26.601	13.119	53.368	2	85.465
7	15	Harry TRUELOVE	Yamaha	R6 600	S6	6	5:30.380	16.898	54.131	4	84.260
8	28	Paul BOWERBANK	Yamaha	R6 600	S6	6	5:39.379	25.897	55.174	3	82.667
9	81	Ryan WATSON	Yamaha	R6 600	S6	6	5:39.801	26.319	55.346	6	82.411
10	5	Kyle DUNCAN	Kawasaki	ZX6R 600	S6	6	5:41.040	27.558	55.454	6	82.250
11	75	Charlie BUNYAN	Yamaha	R6 600	S6	6	5:41.854	28.372	55.561	5	82.092
12	26	Allan RENNIE	Honda	CBR 600	S6	6	5:41.949	28.467	55.355	6	82.397
13	21	Mike SWANSON	Yamaha	R6 600	S6	6	5:43.113	29.631	55.646	5	81.966
14	86	Russell WILL	Yamaha	R6 600	S6	6	5:47.876	34.394	56.399	6	80.872
15	85	Steve HORNE	Triumph	Dayton 675	S6	6	5:49.556	36.074	56.667	5	80.489
16	9	Keith HOUGHTON	Honda	CBR 600	S6	6	5:55.427	41.945	57.520	3	79.296
17	87	Steven ALLISON	Kawasaki	ZX6R 600	S6	6	5:56.181	42.699	57.507	3	79.314
18	102	Greame KERR	Suzuki	GSXR 600	S6	6	6:01.786	48.304	58.842	4	77.514
19	58	Barry STEWART	Yamaha	R6 600	S6	6	6:03.973	50.491	59.244	3	76.988
20	79	Ashley ROBSON	Kawasaki	ZX6R 600	S6	5	5:06.093	1 Lap	59.276	3	76.947
21	35	Kevin GILES	Kawasaki	ZX6R 600	S6	5	5:14.160	1 Lap	58.966	3	77.351
22	17	Roddy MacLEOD	Suzuki	GSXR 600 K7	S6	5	5:18.282	1 Lap	1:01.487	3	74.180
Not classified											
DNF	64	Sam MUNRO	Kawasaki	ZX6R 600	S6	6	5:32.394	DNF	54.560	4	83.598
DNF	189	Tom HENDERSON	Kawasaki	ZX6R 600	S6	6	5:32.758	DNF	54.448	2	83.770
DNF	84	Kyle HARPER	Kawasaki	ZX6R 600	S6	6	5:42.468	DNF	55.623	6	82.000
DNF	11	Patrick FORMAN	Kawasaki	ZX6R 600	S6	4	3:45.286	DNF	54.990	4	82.944
DNS	30	Liam SHELLCOCK	Triumph	675R	S6			DNS		0	-
DNS	72	Peter DUNCAN	Triumph	675R	S6			DNS		0	-

Announcements

RED FLAG after Leader completed 7 Laps - Result declared at 6 Laps.
Bike No's 64, 84 & 189 not classified - Not running at the time of the Red Flag.

Margin of Victory	Avg. Speed	Best Lap Tm	Best Speed	Best Lap by
3.093	87.299	51.597	88.398	8 - Lewis ROLLO

Clerk of the Course :

Orbits

Sig : Time :

Chief Timekeeper : Ian Sharp (SMART Timing)

www.mylaps.com

Results available at www.mylaps.com and www.smart-timing.co.uk

Licensed to: SMART Timing

Qualifying Results

KMSC National Motorcycle Racing

KMSC Superstock 600

Knockhill 1.267 miles

Race 8 - 1st Race

23/04/2016 14:45

Race (12 Laps) started at 15:14:52

Lap	Time of Day	Lap Tm	S1	S2	S3	S3Spd	SFSpd	Lap	Time of Day	Lap Tm	S1	S2	S3	S3Spd	SFSpd
(8) Lewis ROLLO								1	15:15:54.404				15.935	125.435	117.116
1	15:15:46.705			20.048	14.729	125.670	120.049	2	15:16:50.564	56.160			15.909	123.133	116.506
2	15:16:38.743	52.038	17.277	20.075	14.686	126.380	120.480	3	15:17:46.326	55.762			15.810	124.968	115.903
3	15:17:30.404	51.661	16.996	19.924	14.741	126.142	120.049	4	15:18:42.094	55.768			16.003	124.273	115.305
4	15:18:22.025	51.621	16.974	19.899	14.748	126.142	119.621	5	15:19:38.092	55.998			15.969	122.908	116.304
5	15:19:13.622	51.597	17.014	19.945	14.638	126.142	120.915	6	15:20:33.546	55.454			15.836		115.504
6	15:20:05.988	52.366	17.216	20.093	15.057	125.905	120.697	(75) Charlie BUNYAN							
(59) Matt TRUELOVE								1	15:15:54.683			22.474	16.438	122.908	118.147
1	15:15:47.646			14.890	126.142	120.697	3	15:16:51.508	56.825			16.467	124.968	116.912	
2	15:16:39.874	52.228		14.765	126.380	120.915	4	15:17:47.545	56.037			16.112	125.905	117.733	
3	15:17:31.784	51.910		14.737	126.142	120.915	5	15:18:43.113	55.568			15.814	123.815	118.565	
4	15:18:24.368	52.584		15.549	127.339	114.910	6	15:19:38.674	55.561			15.859	123.133	116.912	
5	15:19:16.594	52.226		14.820	125.905	119.621	6	15:20:34.360	55.686			15.867	125.435	117.526	
6	15:20:09.081	52.487		15.043	125.905	120.265	(26) Allan RENNIE								
(45) Ewan GRAY								1	15:15:54.713			22.513	16.411	122.908	117.733
1	15:15:48.656			15.257	123.360	116.912	3	15:16:51.466	56.753	18.852	21.240	16.661		115.903	
2	15:16:41.983	53.327		15.094	124.504	119.621	4	15:17:47.572	56.106	18.832	20.931	16.343	123.815	116.304	
3	15:17:35.802	53.819		15.231	121.133	117.116	5	15:18:43.309	55.737	18.502	21.361	15.874	124.735	117.940	
4	15:18:29.367	53.565		15.118	122.014	118.147	6	15:19:39.100	55.791	18.543	21.305	15.943		117.321	
5	15:19:22.936	53.569		15.124	124.044	117.940	6	15:20:34.455	55.355			16.103		117.526	
6	15:20:16.899	53.963		15.177	122.459	117.526	(21) Mike SWANSON								
(121) Callum PATERSON								1	15:15:55.202			16.334	124.044	115.903	
1	15:15:49.300			20.611	15.551	123.133	118.147	2	15:16:51.979	56.777			16.425	121.352	116.709
2	15:16:42.988	53.688	17.801	20.460	15.427	124.735	119.835	3	15:17:48.205	56.226			16.062	124.968	117.526
3	15:17:36.867	53.879	17.667	20.880	15.332	122.236	118.985	4	15:18:44.164	55.959	18.531	21.361	16.067	123.815	115.305
4	15:18:31.033	54.166	17.710	20.759	15.697	123.133	119.196	5	15:19:39.810	55.646			15.961	123.815	117.116
5	15:19:24.667	53.634	17.747	20.536	15.351	122.683	118.775	6	15:20:35.619	55.809			16.051	121.792	117.321
6	15:20:18.397	53.730	17.818	20.628	15.284	122.014	118.147	(86) Russell WILL							
(31) Torquil PATERSON								1	15:15:56.935			16.467	126.142	117.321	
1	15:15:51.083			15.384	128.068	120.697	3	15:16:53.828	56.893			16.115	122.459	118.147	
2	15:16:44.606	53.523	17.665	20.605	15.253	125.670	121.133	4	15:17:50.636	56.808			16.307	122.459	116.912
3	15:17:39.217	54.611		15.285	123.587	120.697	5	15:18:47.337	56.701			16.292	124.968	117.940	
4	15:18:32.369	53.152		15.170	126.857	120.915	6	15:19:43.983	56.646			16.473	121.792	117.116	
5	15:19:25.218	52.849		15.096	128.805	121.572	6	15:20:40.382	56.399			16.016	123.587	117.940	
6	15:20:18.659	53.441		15.097	129.053	120.915	(85) Steve HORNE								
(99) Callum GRIGOR								1	15:15:56.360			16.548	121.133	117.940	
1	15:15:49.949			20.514	15.357	125.435	118.565	2	15:16:54.078	57.718			16.142	125.670	119.621
2	15:16:43.317	53.368	17.690	20.455	15.223	123.815	119.196	3	15:17:51.040	56.962			16.137	121.352	117.321
3	15:17:37.188	53.871	17.689	20.737	15.445		117.733	4	15:18:48.510	57.470			16.429	122.459	116.506
4	15:18:30.838	53.650	17.738	20.565	15.347	125.670	116.304	5	15:19:45.177	56.667			16.018	121.792	117.526
5	15:19:24.798	53.960	18.161	20.490	15.309	124.273	117.940	6	15:20:42.062	56.885			16.062	121.792	117.940
6	15:20:19.107	54.309	18.006	20.660	15.643	124.273	117.733	(9) Keith HOUGHTON							
(15) Harry TRUELOVE								1	15:15:57.478			22.996	17.050	121.792	114.129
1	15:15:50.765			21.028	15.498	127.339	119.621	2	15:16:55.543	58.065	19.516	22.171	16.378	121.572	114.910
2	15:16:45.155	54.390	18.301	20.745	15.344	127.824	120.915	3	15:17:53.063	57.520	19.256	21.893	16.371	121.133	114.323
3	15:17:39.690	54.535		15.309	126.142	120.265	4	15:18:51.116	58.053	19.170	22.288	16.595	118.565	113.549	
4	15:18:33.821	54.131		15.362	125.670	120.049	5	15:19:49.884	58.768	19.471	22.226	17.071	109.653	112.976	
5	15:19:28.180	54.359		15.377	125.201	118.775	6	15:20:47.933	58.049	19.504	22.098	16.447	118.775	114.129	
6	15:20:22.886	54.706		15.603	125.670	118.775	(87) Steven ALLISON								
(28) Paul BOWERBANK								1	15:15:58.586			16.997	121.133	114.714	
1	15:15:54.084			16.277	125.905	117.116	3	15:16:57.679	59.093	19.357	22.392	17.344		114.518	
2	15:16:49.432	55.348		16.011	124.504	117.321	4	15:17:55.186	57.507	19.058	22.095	16.354		114.714	
3	15:17:44.606	55.174		15.915	125.670	116.709	5	15:18:52.905	57.719	18.952	22.129	16.638		114.518	
4	15:18:40.341	55.735		16.097	122.908	114.714	6	15:19:50.743	57.838	19.191	21.925	16.722		115.107	
5	15:19:36.144	55.803		15.770	123.360	117.321	6	15:20:48.687	57.944	19.217	22.145	16.582		114.518	
6	15:20:31.885	55.741		15.947	124.735	114.323	(102) Greame KERR								
(81) Ryan WATSON								1	15:15:59.545			17.248	118.356	112.220	
1	15:15:53.681			22.118	16.070	129.053	123.133	2	15:16:58.535	58.990			17.164	115.107	111.105
2	15:16:50.103	56.422	19.159	21.461	15.802	128.313	123.133	3	15:17:57.380	58.845			16.819	115.703	111.660
3	15:17:45.596	55.493	18.603	21.223	15.667	128.068	122.908	4	15:18:56.222	58.842			16.915	116.103	111.290
4	15:18:41.329	55.733	18.575	21.288	15.870	128.805	121.792	5	15:19:55.421	59.199			16.963	116.103	110.922
5	15:19:36.961	55.632	18.745	21.203	15.684	128.068	122.908	6	15:20:54.292	58.871			16.855	116.304	110.374
6	15:20:32.307	55.346	18.451	21.212	15.683	128.805	120.915	(58) Barry STEWART							
(5) Kyle DUNCAN								1	15:15:57.756			23.386	16.525	118.775	114.910
1	15:15:54.084			16.277	125.905	117.116	2	15:16:57.719	59.963	19.702	22.731	17.530	115.305	111.105	

Clerk of the Course :

Sig : Time :

Chief Timekeeper : Ian Sharp (SMART Timing)

 Results available at www.mylaps.com and www.smart-timing.co.uk

Printed: 25/04/2016 18:30:57

Orbits



Qualifying Results

KMSC National Motorcycle Racing

KMSC Superstock 600

Knockhill 1.267 miles

Race 8 - 1st Race

23/04/2016 14:45

Race (12 Laps) started at 15:14:52

Lap	Time of Day	Lap Tm	S1	S2	S3	S3Spd	SFSpd	Lap	Time of Day	Lap Tm	S1	S2	S3	S3Spd	SFSpd
3	15:17:56.963	59.244	19.815	22.614	16.815	115.703	113.549								
4	15:18:56.653	59.690	20.201	22.545	16.944		113.357								
5	15:19:56.330	59.677	20.043	22.742	16.892	118.356	113.742								
6	15:20:56.479	1:00.149	19.699	22.469	17.981		113.357								
(79) Ashley ROBSON															
1	15:16:00.206				17.170	110.739	109.296								
2	15:17:00.124	59.918			16.967	112.220	108.064								
3	15:17:59.400	59.276			16.732		112.597								
4	15:18:58.687	59.287			16.867	113.742	110.374								
5	15:19:58.599	59.912			16.953	114.129	109.296								
(35) Kevin GILES															
1	15:15:59.236				17.053	120.480	115.305								
2	15:17:08.027	1:08.791			16.532	119.835	115.504								
3	15:18:06.993	58.966			16.726	120.480	115.903								
4	15:19:06.184	59.191			16.275	120.697	114.910								
5	15:20:06.666	1:00.482			17.076	116.506	115.703								
(17) Roddy MacLEOD															
1	15:16:01.505				17.782	117.116	112.220								
2	15:17:04.143	1:02.638			18.116	111.846	111.660								
3	15:18:05.630	1:01.487			17.569	111.474	112.033								
4	15:19:08.018	1:02.388			17.622	113.742	110.012								
5	15:20:10.788	1:02.770			17.996	112.976	110.556								
(64) Sam MUNRO															
1	15:15:49.905				15.710	126.618	112.033								
2	15:16:45.126	55.221			15.647		116.912								
3	15:17:40.633	55.507			15.599	121.133	116.506								
4	15:18:35.193	54.560			15.575	125.201	119.621								
5	15:19:29.833	54.640			15.439	123.587	114.910								
6	15:20:24.900	55.067			15.636	122.683	102.926								
(189) Tom HENDERSON															
1	15:15:51.309				15.878	124.273	118.565								
2	15:16:45.757	54.448			15.427	125.435	118.565								
3	15:17:40.346	54.589			15.217	122.014	117.733								
4	15:18:35.067	54.721			15.293	123.360	118.147								
5	15:19:30.071	55.004			15.480	123.815	117.733								
6	15:20:25.264	55.193			15.459	123.360	117.116								
(84) Kyle HARPER															
1	15:15:55.621			22.483	16.017	124.735	120.049								
2	15:16:51.708	56.087	18.661	21.508	15.918	124.968	119.409								
3	15:17:47.848	56.140	18.898	21.267	15.975	125.201	120.049								
4	15:18:43.597	55.749	18.643	21.295	15.811	125.670	120.265								
5	15:19:39.351	55.754	18.509	21.421	15.824	123.815	119.621								
6	15:20:34.974	55.623	18.581	21.134	15.908	123.815	118.985								
(11) Patrick FORMAN															
1	15:15:52.630			21.260	16.069	119.196	113.549								
2	15:16:47.743	55.113			15.862	118.147	114.714								
3	15:17:42.802	55.059			15.953	119.409	113.935								
4	15:18:37.792	54.990	18.029	21.089	15.872	119.835	113.935								

Clerk of the Course :

Sig : Time :

Chief Timekeeper : Ian Sharp (SMART Timing)

Results available at www.mylaps.com and www.smart-timing.co.uk

Printed: 25/04/2016 18:30:57

Orbits



Race Results

KMSC National Motorcycle Racing

Lapchart

KMSC Superstock 600

Knockhill 1.267 miles

Race 8 - 1st Race

23/04/2016 14:45

Race (12 Laps) started at 15:14:52

Competitors	Laps					
	1	2	3	4	5	6
Lewis ROLLO (8)	1	8	8	8	8	8
Matt TRUELOVE (59)	2	59	59	59	59	59
Ewan GRAY (45)	3	45	45	45	45	45
Callum PATERSON (121)	4	121	121	99	121	121
Sam MUNRO (64)	5	64	99	121	99	31
Callum GRIGOR (99)	6	99	31	31	31	99
Harry TRUELOVE (15)	7	15	64	15	15	15
Torquil PATERSON (31)	8	31	15	189	189	64
Tom HENDERSON (189)	9	189	189	64	64	189
Patrick FORMAN (11)	10	11	11	11	11	28
Ryan WATSON (81)	11	81	28	28	28	81
Paul BOWERBANK (28)	12	28	81	81	81	5
Kyle DUNCAN (5)	13	5	5	5	5	75
Charlie BUNYAN (75)	14	75	26	75	75	26
Allan RENNIE (26)	15	26	75	26	26	84
Mike SWANSON (21)	16	21	84	84	84	21
Kyle HARPER (84)	17	84	21	21	21	86
Steve HORNE (85)	18	85	86	86	86	85
Russell WILL (86)	19	86	85	85	85	9
Keith HOUGHTON (9)	20	9	9	9	9	87
Barry STEWART (58)	21	58	87	87	87	102
Steven ALLISON (87)	22	87	58	58	102	58
Kevin GILES (35)	23	35	102	102	58	79
Greame KERR (102)	24	102	79	79	79	35
Ashley ROBSON (79)	25	79	17	17	35	17
Roddy MacLEOD (17)	26	17	35	35	17	
-	27					
-	28					

Margin of Victory	Avg. Speed	Best Lap Tm	Best Speed	Best Lap by
3.093	87.299	51.597	88.398	8 - Lewis ROLLO

Clerk of the Course :

Orbits

Sig : Time :
 Chief Timekeeper : Ian Sharp (SMART Timing)
 Results available at www.mylaps.com and www.smart-timing.co.uk



KMSC National Motorcycle Racing

KMSC Superstock 600

Knockhill 1.267 miles

Race 16 - 2nd Race

24/04/2016 10:15

Race (10 Laps) started at 10:04:25

POLE POSITION

1	1 8 Lewis ROLLO	2 59 Matt TRUELOVE	3 45 Ewan GRAY
2	4 121 Callum PATERSON	5 31 Torquil PATERSON	6 99 Callum GRIGOR
3	7 15 Harry TRUELOVE	8 28 Paul BOWERBANK	9 81 Ryan WATSON
4	10 5 Kyle DUNCAN	11 75 Charlie BUNYAN	12 26 Allan RENNIE
5	13 21 Mike SWANSON	14 86 Russell WILL	15 85 Steve HORNE
6	16 9 Keith HOUGHTON	17 87 Steven ALLISON	18 102 Greame KERR
7	19 58 Barry STEWART	20 79 Ashley ROBSON	21 35 Kevin GILES
8	22 17 Roddy MacLEOD	23 64 Sam MUNRO	24 189 Tom HENDERSON
9	25 84 Kyle HARPER	26 11 Patrick FORMAN	27 30 Liam SHELLCOCK
10	28 72 Peter DUNCAN		

Clerk of the Course :

Sig : Time :

Chief Timekeeper : Ian Sharp (SMART Timing)

Results available at www.mylaps.com and www.smart-timing.co.uk

Printed: 25/04/2016 18:31:36

Orbits



Race Results

KMSC National Motorcycle Racing

Sorted on Laps

MT 125's

Knockhill 1.267 miles

Race 9 - 2nd Race

23/04/2016 15:00

Race (10 Laps) started at 15:42:42

Pos	No.	Name	Make/Model	CC	Class	Laps	Total Tm	Diff	Best Tm	In Lap	Best Speed
1	4	Jerry LODGE	Honda	MT125	HMT	10	11:14.756		1:06.716	4	68.366
2	8	Robin LAMB	Honda	MT125	HMT	10	11:16.459	1.703	1:06.844	2	68.235
3	35	Stuart COX	Honda	MT125	HMT	10	11:30.452	15.696	1:07.886	4	67.188
4	110	Symon WOODWARD	Honda	MT125	HMT	10	11:46.627	31.871	1:09.820	9	65.326
5	177	Christian GUNSON	Honda	MT125	HMT	10	11:51.240	36.484	1:09.922	9	65.231
6	33	Norman BECKETT	Honda	MT125	HMT	10	11:51.628	36.872	1:09.848	8	65.300
7	19	Paul KIRKBY	Honda	MT125	HMT	10	12:04.091	49.335	1:10.831	7	64.394
8	111	Alexander ROBERTSON	Honda	MT125	HMT	9	11:18.610	1 Lap	1:13.207	8	62.304
Not classified											
DNF	14	Andrew GREEN	Honda	MT125	HMT	9	10:37.236	DNF	1:09.767	6	65.376
DNS	29	Reg SQUIRE	Honda	RS125	HMT			DNS		0	-
DNS	2	Roddy TAYLOR	Honda	MT125	HMT			DNS		0	-

Margin of Victory	Avg. Speed	Best Lap Tm	Best Speed	Best Lap by
1.703	67.596	1:06.716	68.366	4 - Jerry LODGE

Clerk of the Course :

Orbits

Sig : Time :

Chief Timekeeper : Ian Sharp (SMART Timing)

www.mylaps.com

Results available at www.mylaps.com and www.smart-timing.co.uk

Licensed to: SMART Timing

KMSC National Motorcycle Racing

MT 125's

Knockhill 1.267 miles

Race 9 - 2nd Race

23/04/2016 15:00

Race (10 Laps) started at 15:42:42

Lap	Time of Day	Lap Tm	S1	S2	S3	S3Spd	SFSpd	Lap	Time of Day	Lap Tm	S1	S2	S3	S3Spd	SFSpd								
(4) Jerry LODGE																							
1	15:43:54.162				20.128		79.417	1	15:44:00.570				21.328	79.043	75.233								
2	15:45:00.976	1:06.814			19.558	81.048	80.950	2	15:45:13.053	1:12.483			21.654	76.519	71.543								
3	15:46:07.824	1:06.848			19.626	81.343	80.176	3	15:46:26.018	1:12.965			21.641	69.041	73.583								
4	15:47:14.540	1:06.716			19.688		78.672	4	15:47:37.667	1:11.649			21.362	78.397	73.182								
5	15:48:21.839	1:07.299			19.544	84.306	78.488	5	15:48:48.826	1:11.159			21.189	78.032	73.102								
6	15:49:28.987	1:07.148			19.660	83.363	76.607	6	15:49:59.888	1:11.062			20.928	78.488	72.943								
7	15:50:35.784	1:06.797			19.546	82.747	77.671	7	15:51:10.719	1:10.831			21.421	78.857	71.773								
8	15:51:42.574	1:06.790			19.644	82.039	78.123	8	15:52:22.157	1:11.438			21.155	78.950	71.239								
9	15:52:49.622	1:07.048			19.822	80.658	78.032	9	15:53:33.556	1:11.399			21.208	75.657	72.706								
10	15:53:57.279	1:07.657			20.019	80.950	76.432	10	15:54:46.614	1:13.058			21.561	78.950	71.850								
(8) Robin LAMB																							
1	15:43:53.190			25.727	19.760	84.306	81.146	1	15:44:04.384				22.523	72.236	71.543								
2	15:45:00.034	1:06.844	21.736	25.521	19.587	83.780	81.244	2	15:45:20.253	1:15.869	24.684	28.833	22.352	72.152	74.152								
3	15:46:07.140	1:07.106	21.809	25.477	19.820	83.675	80.465	3	15:46:36.388	1:16.135			22.124	71.773	71.315								
4	15:47:14.491	1:07.351	21.999	25.478	19.874	84.412	80.368	4	15:47:51.661	1:15.273		28.477	22.040	73.502	71.543								
5	15:48:21.957	1:07.466	22.007	25.620	19.839	84.946	80.755	5	15:49:06.105	1:14.444			21.702	70.714	70.714								
6	15:49:28.901	1:06.944	21.803	25.244	19.897	84.306	78.765	6	15:50:19.872	1:13.767	24.490	27.850	21.427	74.647	71.315								
7	15:50:36.229	1:07.328	22.085	25.310	19.933	86.035	79.136	7	15:51:34.015	1:14.143	24.407	27.840	21.896	75.233	72.943								
8	15:51:43.760	1:07.531	22.051	25.627	19.853	84.095	79.323	8	15:52:47.222	1:13.207			21.581	71.620	71.620								
9	15:52:51.379	1:07.619	21.995	25.719	19.905	83.780	79.890	9	15:54:01.133	1:13.911		27.493	21.397		71.315								
10	15:53:58.982	1:07.603	21.921	25.644	20.038	83.780	79.417	(14) Andrew GREEN															
1	15:43:56.810				20.826	79.323	74.981	1	15:43:57.318				27.389	21.150	78.672	73.583							
2	15:45:05.627	1:08.817			20.391	77.671	76.259	2	15:45:07.716	1:10.398			22.590	26.445	21.363	79.323	73.583						
3	15:46:13.672	1:08.045			20.252	78.032	76.000	3	15:46:18.290	1:10.574			22.460	27.167	20.947	76.000	75.487						
4	15:47:21.558	1:07.886			20.181	78.857	74.897	4	15:47:28.456	1:10.166			22.713	26.440	21.013	81.739	72.627						
5	15:48:30.114	1:08.556			20.432	79.043	74.234	5	15:48:39.219	1:10.763			22.615	26.886	21.262	79.985	72.549						
6	15:49:38.404	1:08.290			20.356	80.081	72.549	6	15:49:48.986	1:09.767	22.338		26.928	20.501	78.765	73.342							
7	15:50:46.997	1:08.593			20.225	79.606	73.502	7	15:50:59.065	1:10.079			22.352	27.015	20.712	76.345	72.864						
8	15:51:55.657	1:08.660			20.253	78.765	73.262	8	15:52:09.746	1:10.681			22.594	27.055	21.032	76.958	72.392						
9	15:53:04.302	1:08.645			20.505	78.580	74.152	9	15:53:19.759	1:10.013			22.390	27.108	20.515	75.317	73.664						
10	15:54:12.975	1:08.673			20.512	79.511	73.102	(110) Symon WOODWARD															
1	15:43:57.157				21.230		69.904	1	15:43:57.157														
2	15:45:07.562	1:10.405			20.956		72.785	2	15:45:07.562	1:10.405													
3	15:46:17.784	1:10.222			20.930		73.989	3	15:46:17.784	1:10.222													
4	15:47:28.220	1:10.436			21.018		72.470	4	15:47:28.220	1:10.436													
5	15:48:38.827	1:10.607			20.938		73.422	5	15:48:38.827	1:10.607													
6	15:49:48.759	1:09.932			20.686		72.785	6	15:49:48.759	1:09.932													
7	15:50:59.185	1:10.426			20.784		73.745	7	15:50:59.185	1:10.426													
8	15:52:09.295	1:10.110			20.882		72.392	8	15:52:09.295	1:10.110													
9	15:53:19.115	1:09.820			20.804		73.502	9	15:53:19.115	1:09.820													
10	15:54:29.150	1:10.035			20.961		72.081	(177) Christian GUNSON															
1	15:43:57.423				21.192	80.081	74.481	1	15:43:57.423														
2	15:45:07.788	1:10.365			20.826	78.857	75.402	2	15:45:07.788	1:10.365													
3	15:46:18.164	1:10.376			20.718	80.465	75.487	3	15:46:18.164	1:10.376													
4	15:47:28.760	1:10.596			21.341	79.890	73.583	4	15:47:28.760	1:10.596													
5	15:48:39.322	1:10.562			20.858	78.580	74.399	5	15:48:39.322	1:10.562													
6	15:49:49.380	1:10.058			20.672	80.465	73.583	6	15:49:49.380	1:10.058													
7	15:50:59.812	1:10.432			21.001	79.700	72.706	7	15:50:59.812	1:10.432													
8	15:52:10.160	1:10.348			21.373	75.914	72.864	8	15:52:10.160	1:10.348													
9	15:53:20.082	1:09.922			20.876	75.657	73.989	9	15:53:20.082	1:09.922													
10	15:54:33.763	1:13.681			20.558	77.581	72.864	(33) Norman BECKETT															
1	15:43:57.371			27.128	20.794	79.700	77.224	1	15:43:57.371														
2	15:45:07.495	1:10.124	22.365	26.373	21.386	78.672	76.000	2	15:45:07.495	1:10.124	22.365	26.373	21.386	78.672	76.000								
3	15:46:17.955	1:10.460	23.162	26.649	20.649	79.043	75.572	3	15:46:17.955	1:10.460	23.162	26.649	20.649	79.043	75.572								
4	15:47:28.535	1:10.580	22.624	26.713	21.243	80.853	72.549	4	15:47:28.535	1:10.580	22.624	26.713	21.243	80.853	72.549								
5	15:48:39.258	1:10.723	23.645	26.568	20.510	80.561	76.345	5	15:48:39.258	1:10.723	23.645	26.568	20.510	80.561	76.345								
6	15:49:49.325	1:10.067	22.722	26.622	20.723	77.402	75.572	6	15:49:49.325	1:10.067	22.722	26.622	20.723	77.402	75.572								
7	15:50:59.435	1:10.110	22.470	26.867	20.773	79.890	74.070	7	15:50:59.435	1:10.110	22.470	26.867	20.773	79.890	74.070								
8	15:52:09.283	1:09.848	22.672	26.592	20.584	78.397	74.647	8	15:52:09.283	1:09.848	22.672	26.592	20.584	78.397	74.647								
9	15:53:19.550	1:10.267	23.182	26.588	20.497	78.397	69.542	9	15:53:19.550	1:10.267	23.182	26.588	20.497	78.397	69.542								
10	15:54:34.151	1:14.601	26.383	27.212	21.006	78.305	69.904	10	15:54:34.151	1:14.601	26.383	27.212	21.006	78.305	69.904								
(19) Paul KIRKBY																							

Clerk of the Course :

Sig : Time :

Chief Timekeeper : Ian Sharp (SMART Timing)

Results available at www.mylaps.com and www.smart-timing.co.uk

Printed: 25/04/2016 18:38:16



KMSC National Motorcycle Racing

Lapchart

MT 125's

Knockhill 1.267 miles

Race 9 - 2nd Race

23/04/2016 15:00

Race (10 Laps) started at 15:42:42

Competitors	Laps									
	1	2	3	4	5	6	7	8	9	10
Robin LAMB (8)	8	8	8	8	4	8	4	4	4	4
Jerry LODGE (4)	4	4	4	4	8	4	8	8	8	8
Stuart COX (35)	35	35	35	35	35	35	35	35	35	35
Symon WOODWARD (110)	110	33	110	110	110	110	14	33	110	110
Andrew GREEN (14)	14	110	33	14	14	14	110	110	33	177
Norman BECKETT (33)	33	14	177	33	33	33	33	14	14	33
Christian GUNSON (177)	177	177	14	177	177	177	177	177	177	19
Paul KIRKBY (19)	19	19	19	19	19	19	19	19	19	19
Alexander ROBERTSON (111)	111	111	111	111	111	111	111	111	111	111
-	10									
-	11									

Margin of Victory	Avg. Speed	Best Lap Tm	Best Speed	Best Lap by
1.703	67.596	1:06.716	68.366	4 - Jerry LODGE

Clerk of the Course :

Orbits

Sig : Time :
 Chief Timekeeper : Ian Sharp (SMART Timing)
 Results available at www.mylaps.com and www.smart-timing.co.uk



KMSC National Motorcycle Racing

MT 125's

Knockhill 1.267 miles

Race 17 - 3rd Race

24/04/2016 10:30

Race (10 Laps) started at 10:19:23

POLE POSITION

1	1 4 Jerry LODGE	2 8 Robin LAMB	3 35 Stuart COX
2	4 110 Symon WOODWARD	5 177 Christian GUNSON	6 33 Norman BECKETT
3	7 19 Paul KIRKBY	8 111 Alexander ROBERTSON	9 14 Andrew GREEN
4	10 29 Reg SQUIRE	11 2 Roddy TAYLOR	

Clerk of the Course :

Sig : Time :

Chief Timekeeper : Ian Sharp (SMART Timing)

Results available at www.mylaps.com and www.smart-timing.co.uk

Orbits



Race Results

KMSC National Motorcycle Racing

Sorted on Laps

KMSC Lightweights

Knockhill 1.267 miles

Race 10 - 1st Race - AMENDED RESULT

23/04/2016 15:15

Race (12 Laps) started at 16:03:50

Pos	No.	Name	Make/Model	CC	Class	Laps	Total Tm	Diff	Best Tm	In Lap	Best Speed
1	15	Keith DICKIE	Kawasaki	ER6	SL	12	11:20.619		55.543	3	82.118
2	5	Gillian McGAW	Kawasaki	650	SL	12	11:20.811	0.192	55.541	9	82.121
3	4	Alan GIBSON	Suzuki	SV650	SL	12	11:37.146	16.527	57.294	3	79.609
4	39	Stuart HAMILTON	Kawasaki	ER650	SL	12	11:58.873	38.254	58.476	11	77.999
5	66	Kevin WATRET	Kawasaki	ER6	SL	12	12:02.893	42.274	58.474	3	78.002
6	24	Alex REID	Suzuki	650	SL	12	12:04.493	43.874	59.155	6	77.104
7	55	Tom ROBINSON	Aprilia	RRV 450	SL	12	12:10.379	49.760	59.297	4	76.919
8	13	Andrew BARTON	Suzuki	SV650	SL	12	12:18.845	58.226	1:00.601	12	75.264
9	121	Robert WOODWARD	Suzuki	SV650	SL	12	12:18.883	58.264	59.982	12	76.041
10	29	Eric UTTERSON	Suzuki	SV650	SL	11	11:28.208	1 Lap	1:01.065	11	74.692
11	79	Ashley ROBSON	Kawasaki	ZXR400	SL	11	11:28.877	1 Lap	1:00.932	11	74.855
12	16	Gerry KEIRNAN	Suzuki	SV650	SL	11	11:30.327	1 Lap	1:01.140	11	74.601
13	67	Eddie BUTLER	Honda	SP1	SL	11	11:46.120	1 Lap	1:02.102	11	73.445
14	134	Kenneth THIRLWALL	Kawasaki	ER6	SL	11	11:46.158	1 Lap	1:02.667	10	72.783
15	25	Jim PURVIS	Yamaha	FZR400	SL	11	11:49.187	1 Lap	1:03.048	8	72.343
16	90	David McNAIRN	Suzuki	SV650	SL	11	11:57.729	1 Lap	1:01.896	11	73.690
17	74	Christine WATSON	Suzuki	SV650	SL	11	12:13.918	1 Lap	1:03.867	7	71.415
18	112	Gordon MILLAR	Suzuki	SV650	SL	11	12:14.657	1 Lap	1:03.997	11	71.270
19	189	Gary CRAIG	Suzuki	SV650	SL	10	11:25.971	2 Laps	1:07.243	9	67.830
20	117	Lianne MAYHEW	Kawasaki	ZX6R 400	SL	10	11:26.918	2 Laps	1:06.167	9	68.933
21	110	Symon WOODWARD	Kawasaki	ZXR400	SL	10	11:28.496	2 Laps	1:07.090	4	67.985
22	162	Patrick POLLARD	Suzuki	SV650	SL	10	11:37.631	2 Laps	1:08.217	3	66.862
Not classified											
DNF	21	Grant REID	Kawasaki	ER6	SL	8	7:50.065	DNF	57.742	4	78.991
DNF	49	Paul McCLUNG	Kawasaki	ER6	SL	6	5:50.164	DNF	55.208	3	82.617
DNF	194	Robyn LINDSAY	Kawasaki	ZXR400	SL	4	4:57.101	DNF	1:10.221	3	64.953
DNS	11	Lewis PATERSON	Suzuki	SV650	SL			DNS		0	-
DNS	54	Ryan GIBSON	Kawasaki	ZXR400	SL			DNS		0	-
DNS	111	Allan McCLEARY	Suzuki	SV650	SL			DNS		0	-

Margin of Victory	Avg. Speed	Best Lap Tm	Best Speed	Best Lap by
0.192	80.417	55.541	82.121	5 - Gillian McGAW

Clerk of the Course :

Orbits

Sig : Time :

Chief Timekeeper : Ian Sharp (SMART Timing)

www.mylaps.com

Results available at www.mylaps.com and www.smart-timing.co.uk

Licensed to: SMART Timing

Qualifying Results

KMSC National Motorcycle Racing

KMSC Lightweights

Knockhill 1.267 miles

Race 10 - 1st Race - AMENDED RESULT

23/04/2016 15:15

Race (12 Laps) started at 16:03:50

Lap	Time of Day	Lap Tm	S1	S2	S3	S3Spd	SFSpd	Lap	Time of Day	Lap Tm	S1	S2	S3	S3Spd	SFSpd
(15) Keith DICKIE															
1	16:04:49.116				16.279	112.976	110.374	3	16:06:52.949	59.738			17.295	105.681	98.833
2	16:05:45.146	56.030			16.158	114.714	111.105	4	16:07:52.648	59.699			17.089	107.030	99.272
3	16:06:40.689	55.543			16.034	113.935	110.739	5	16:08:52.202	59.554			17.200	106.689	99.419
4	16:07:36.432	55.743			16.201	112.408	109.832	6	16:09:51.357	59.155			17.047	106.689	99.272
5	16:08:32.502	56.070			16.389		109.296	7	16:10:50.917	59.560	19.305	22.977	17.278		98.398
6	16:09:30.302	57.800			16.566	113.166	110.374	8	16:11:52.535	1:01.618	19.574	24.557	17.487	105.515	97.682
7	16:10:26.565	56.263			16.406	111.474	110.374	9	16:12:53.334	1:00.799			18.199	94.252	98.254
8	16:11:23.540	56.975	18.525	22.180	16.270	111.290	110.193	10	16:13:55.496	1:02.162			17.327	106.689	98.111
9	16:12:19.672	56.132			16.327	112.220	110.012	11	16:14:55.295	59.799			17.301	105.515	98.979
10	16:13:16.498	56.826			16.856	113.742	106.183	12	16:15:55.060	59.765	19.463	23.002	17.300	105.848	97.967
11	16:14:13.736	57.238			16.055	113.357	110.012	(55) Tom ROBINSON							
12	16:15:11.186	57.450			16.151	113.166	110.374	1	16:04:56.671				17.335	105.515	100.611
(5) Gillian McGAW															
1	16:04:50.369				16.312	117.526	109.296	2	16:05:56.792	1:00.121			17.396	106.183	100.460
2	16:05:46.613	56.244			16.179	117.526	110.922	3	16:06:56.223	59.431	19.717	22.483	17.231	104.529	99.863
3	16:06:42.428	55.815			16.101	117.733	109.832	4	16:07:55.520	59.297			17.101	102.454	99.714
4	16:07:38.442	56.014			16.150	116.304	109.118	5	16:08:54.999	59.479			17.081	103.721	99.125
5	16:08:34.556	56.114			16.191	114.910	107.544	6	16:09:54.720	59.721			17.198	102.454	98.833
6	16:09:32.308	57.752			16.034	114.518	108.941	7	16:10:54.769	1:00.049	20.153	22.626	17.270	103.402	99.125
7	16:10:28.577	56.269			16.186	117.526	109.118	8	16:11:55.894	1:01.125			17.203	100.611	
8	16:11:25.312	56.735	18.359	21.656	16.720	116.506	108.238	9	16:13:00.477	1:04.583			18.157	101.678	94.252
9	16:12:20.853	55.541			15.807		109.296	10	16:14:00.808	1:00.331			17.349	104.366	99.125
10	16:13:16.887	56.034			16.303	118.356	110.374	11	16:15:00.834	1:00.026			17.540	106.183	101.524
11	16:14:13.473	56.586			16.073	117.116	109.832	12	16:16:00.946	1:00.112	20.552	22.543	17.017	103.882	99.419
12	16:15:11.378	57.905			16.125	118.356	111.290	(13) Andrew BARTON							
(4) Alan GIBSON															
1	16:04:50.757				16.781	110.193	108.588	1	16:04:56.274				17.731	106.351	99.125
2	16:05:48.221	57.464	19.079	22.041	16.344	110.193	108.764	2	16:05:57.033	1:00.759			17.867	106.351	99.125
3	16:06:45.515	57.294	19.218	21.752	16.324	109.832	109.118	3	16:06:57.769	1:00.736			17.690	104.856	99.714
4	16:07:43.079	57.564	19.243	22.046	16.275	110.012	108.941	4	16:07:58.673	1:00.904			17.503	104.204	100.161
5	16:08:40.858	57.779	19.293	22.097	16.389		108.064	5	16:08:59.869	1:01.196			17.599	103.402	99.272
6	16:09:38.538	57.680	19.010	22.284	16.386	110.193	109.118	6	16:10:01.169	1:01.300			17.795	104.043	98.111
7	16:10:37.363	58.825	19.274	23.237	16.314	108.413	108.238	7	16:11:02.274	1:01.105	20.387	22.915	17.803	105.020	99.272
8	16:11:35.339	57.976	19.370	22.185	16.421	108.588	108.588	8	16:12:03.415	1:01.141			17.526	103.561	99.863
9	16:12:33.202	57.863	19.631	21.994	16.238	109.832	108.588	9	16:13:05.291	1:01.876			17.702	104.529	98.688
10	16:13:31.473	58.271	19.222	22.223	16.826	107.544	107.030	10	16:14:07.760	1:02.469			17.708	103.402	100.011
11	16:14:29.423	57.950	19.272	22.175	16.503	110.374	107.201	11	16:15:08.811	1:01.051			17.564	104.692	98.111
12	16:15:27.713	58.290	19.410	22.245	16.635	109.474	108.588	12	16:16:09.412	1:00.601			17.585	104.856	98.833
(39) Stuart HAMILTON															
1	16:04:53.925			23.103	17.059	110.739	104.043	(121) Robert WOODWARD							
2	16:05:54.194	1:00.269	20.201	22.871	17.197	110.374	103.402	1	16:04:58.450			24.467	17.615	102.298	99.863
3	16:06:53.166	58.972			16.872	110.922	104.856	2	16:06:00.160	1:01.710			17.272	102.142	99.863
4	16:07:52.063	58.897		22.584	16.989	109.832	103.242	3	16:07:00.900	1:00.740	20.147	23.378	17.215	102.298	98.833
5	16:08:51.430	59.367	19.650	22.633	17.084	109.296	103.561	4	16:08:02.308	1:01.408	20.670	23.343	17.395	102.142	98.543
6	16:09:50.260	58.830			16.956	110.374	103.721	5	16:09:03.258	1:00.950	20.463	23.174	17.313	102.298	98.833
7	16:10:49.569	59.309		23.009	16.916	108.413	104.366	6	16:10:03.772	1:00.514	20.101	23.068	17.345	102.926	98.398
8	16:11:50.444	1:00.875	20.071	23.835	16.969	109.118	103.242	7	16:11:05.379	1:01.607	20.605	23.355	17.647	102.611	98.543
9	16:12:52.725	1:02.281	19.700	23.977	18.604	82.645	103.242	8	16:12:06.253	1:00.874	20.453	23.140	17.281	103.242	98.979
10	16:13:52.242	59.517	20.054	22.649	16.814	109.653	103.721	9	16:13:05.291	1:01.381	20.325	23.572	17.484	101.218	98.688
11	16:14:50.718	58.476	19.417	22.296	16.763	109.296	103.242	10	16:14:08.211	1:00.577	20.289	23.120	17.168	105.349	99.566
12	16:15:49.440	58.722	19.400	22.556	16.766	108.941	103.561	11	16:15:09.468	1:01.257			17.421	102.926	96.976
(66) Kevin WATRET															
1	16:04:53.966				16.986	112.597	107.201	12	16:16:09.450	59.982		22.788	17.010	104.366	99.566
2	16:05:52.948	58.982			16.853	112.033	106.689	(29) Eric UTTERSON							
3	16:06:51.422	58.474			16.718	111.474	105.515	1	16:04:58.945			24.362	18.387	105.020	101.371
4	16:07:50.493	59.071			16.670		106.183	2	16:06:01.440	1:02.495			17.609	106.351	99.272
5	16:08:50.238	59.745			17.053	112.976	106.015	3	16:07:03.968	1:02.528			18.015	103.882	102.142
6	16:09:49.213	58.975			16.745	112.033	105.848	4	16:08:06.792	1:02.824			17.713	104.204	100.611
7	16:10:48.221	59.008	19.484	22.974	16.550	111.660	107.030	5	16:09:09.476	1:02.684			17.739	102.142	
8	16:11:49.547	1:01.326	20.513	24.006	16.807	111.846	105.515	6	16:10:11.296	1:01.820			17.462	105.681	102.142
9	16:12:52.931	1:03.384			19.302	78.214	103.882	7	16:11:12.710	1:01.414	20.378	23.314	17.722	106.183	101.066
10	16:13:54.508	1:01.577			16.970	110.556	105.681	8	16:12:14.867	1:02.157			17.630	105.515	100.914
11	16:14:53.713	59.205			16.821	112.033	105.349	9	16:13:16.449	1:01.582		23.631	17.703	105.515	101.066
12	16:15:53.460	59.747	19.594	22.924	17.229	112.033	105.020	10	16:14:17.710	1:01.261			17.356	106.689	101.524
(24) Alex REID															
1	16:04:53.625				17.417	106.520	98.398	11	16:15:18.775	1:01.065			17.547	106.351	101.524
2	16:05:53.211	59.586			17.202	105.515	99.419	(79) Ashley ROBSON							
(15) Keith DICKIE															
3	16:06:52.648	59.699			16.201	112.408	109.832	1	16:04:59.106				18.665	106.351	101.524
4	16:07:51.357	59.155			16.389		109.296	2	16:06:02.134	1:03.028			17.909	105.515	95.868
5	16:08:52.202	59.554			16.566	113.166	110.374	3	16:07:04.889	1:02.755			18.251	94.120	96.419
6	16:09:51.357	59.155			16.270	111.290	110.193	4	16:08:07.157	1:02.268			18.050	101.371	97.824
7	16:10:50.917	59.560	19.305	22.977	16.327	112.220	110.012	5	16:09:09.114	1:01.957			17.905	99.272	97.540
8	16:11:52.535	1:01.618	19.574	24.557	16.856	113.742	106.183	6	16:10:10.581	1:01.467			17.800	99.566	96.836
9	16:12:53.334	1:00.799			16.055	113.357	110.012	7	16:11:12.722	1:02.141	20.340	23.570	18.231	98.398	95.459
10	16:13:55.496	1:02.162			16.270	111.290	110.193								
11	16:14:55.295	59.799			16.327	112.220	110.012								
12	16:15:55.060	59.765	19.463	23.002	16.856	113.742	106.18								

KMSC National Motorcycle Racing

KMSC Lightweights

Knockhill 1.267 miles

Race 10 - 1st Race - AMENDED RESULT

23/04/2016 15:15

Race (12 Laps) started at 16:03:50

Lap	Time of Day	Lap Tm	S1	S2	S3	S3Spd	SFSpd	Lap	Time of Day	Lap Tm	S1	S2	S3	S3Spd	SFSpd
(16) Gerry KEIRNAN															
1	16:04:58.054				18.167	106.015	101.832	10	16:15:00.188	1:04.186					
2	16:06:00.861	1:02.807			17.758	104.856	100.011	11	16:16:04.485	1:04.297	21.834	24.250	18.213	100.460	95.053
3	16:07:03.700	1:02.839			18.084	105.020	100.460								
4	16:08:06.171	1:02.471			17.868	105.349	100.762								
5	16:09:09.278	1:03.107			17.981	102.454	100.914								
6	16:10:11.563	1:02.285			17.943	102.298	101.832								
7	16:11:13.189	1:01.626	20.555	23.373	17.698	107.201	101.371								
8	16:12:15.618	1:02.429			17.835	103.721	99.863								
9	16:13:17.789	1:02.171			17.927	106.520	99.125								
10	16:14:19.754	1:01.965			17.572	104.856	98.543								
11	16:15:20.894	1:01.140			17.414	108.941	98.111								
(67) Eddie BUTLER															
1	16:05:04.910				18.739	95.731	108.764	10	16:15:01.227	1:04.420	21.835	24.463	18.122	104.529	101.987
2	16:06:11.797	1:06.887	22.922	26.022	17.943	107.717	107.717	11	16:16:05.224	1:03.997	21.451	24.324	18.222	103.561	100.310
3	16:07:14.685	1:02.888			17.442	110.012	111.660								
4	16:08:17.249	1:02.564		23.961	17.332	111.474									
5	16:09:20.246	1:02.997			17.603	108.588	110.922								
6	16:10:23.965	1:03.719			18.292	112.033	109.296								
7	16:11:27.035	1:03.070	20.880	24.785	17.405	107.544	110.374								
8	16:12:29.237	1:02.202	20.762	23.829	17.611	104.043	110.922								
9	16:13:31.777	1:02.540	20.719	23.884	17.937	107.890	108.413								
10	16:14:34.585	1:02.808	21.117	24.387	17.304	111.105									
11	16:15:36.687	1:02.102	20.574	24.015	17.513	110.374	112.976								
(134) Kenneth THIRLWALL															
1	16:05:03.282			26.870	18.115	104.692	105.681	10	16:15:16.538	1:07.869					
2	16:06:07.042	1:03.760	21.128	24.901	17.731	107.717	104.366								
3	16:07:10.230	1:03.188	21.012	24.521	17.655	107.372	105.349								
4	16:08:15.060	1:04.830			18.426	104.692	105.681								
5	16:09:18.841	1:03.781		24.915	17.642	106.351	105.184								
6	16:10:22.068	1:03.227	20.808	24.435	17.984	106.859	104.529								
7	16:11:25.295	1:03.227	20.931	24.565	17.731	108.413	104.856								
8	16:12:28.551	1:03.256	20.931	24.540	17.785	107.201	105.184								
9	16:13:31.351	1:02.800	20.665	24.560	17.575	107.890	103.242								
10	16:14:34.018	1:02.667			17.554	107.890	105.184								
11	16:15:36.725	1:02.707		24.293	17.677	108.238	104.366								
(25) Jim PURVIS															
1	16:05:04.074				18.757		99.714								
2	16:06:07.890	1:03.816			18.405	105.681	99.566								
3	16:07:11.407	1:03.517			18.242	104.204	98.688								
4	16:08:15.498	1:04.091			18.154	103.402	98.979								
5	16:09:19.759	1:04.261	21.127	24.833	18.301	104.529	99.419								
6	16:10:22.983	1:03.224			18.213	106.015	99.714								
7	16:11:26.431	1:03.448		24.550	18.168	106.859	99.863								
8	16:12:29.479	1:03.048			18.018		98.688								
9	16:13:32.969	1:03.490			18.256	103.721	99.419								
10	16:14:36.612	1:03.643			18.252	103.402	98.543								
11	16:15:39.754	1:03.142			18.017	104.204	97.967								
(90) David McNAIRN															
1	16:05:04.451			26.181	18.416	103.242	103.721								
2	16:06:08.188	1:03.737	21.189	24.152	18.396	107.030	101.987								
3	16:07:13.423	1:05.235	23.242	23.975	18.018	105.020	102.611								
4	16:08:15.815	1:02.392	21.339	23.195	17.858	105.184	102.142								
5	16:09:19.995	1:04.180	22.321	23.622	18.237	104.366	102.298								
6	16:10:28.445	1:08.450	21.021	23.871	23.558	102.926	92.562								
7	16:11:34.212	1:05.767	22.838	24.536	18.393	103.882	100.762								
8	16:12:37.319	1:03.107	21.295	23.575	18.237	105.020	101.218								
9	16:13:40.327	1:03.008	21.018	23.252	18.738	105.349	101.371								
10	16:14:46.400	1:06.073	23.885	24.250	17.938	104.529	101.832								
11	16:15:48.296	1:01.896	20.866	23.185	17.845	106.015	100.914								
(74) Christine WATSON															
1	16:05:05.543				19.703	99.714	96.419								
2	16:06:14.125	1:08.582			18.825	92.947	95.868								
3	16:07:21.567	1:07.442			19.254	100.161	94.785								
(21) Grant REID															
1	16:04:52.826				16.706		114.129								107.201
2	16:05:51.035	58.209			16.472		113.935								107.372
3	16:06:48.862	57.827			16.457		110.922								108.413
(162) Patrick POLLARD															
1	16:05:08.002				19.801		99.419								90.932
2	16:06:17.356	1:09.354			19.989		96.558								90.442
3	16:07:25.573	1:08.217			19.692		97.824								89.957
4	16:08:34.636	1:09.063			19.770		90.442								
5	16:09:44.105	1:09.469			20.501		88.416								
6	16:10:53.864	1:09.759	23.357	26.576	19.826		90.564								
7	16:12:02.786	1:08.922			19.952		94.518								90.809
8	16:13:11.687	1:08.901			20.562		90.198								
9	16:14:19.947	1:08.260			19.840		96.143								89.358
10	16:15:28.198	1:08.251			20.087		90.809								

Clerk of the Course :

 Sig : Time :
 Chief Timekeeper : Ian Sharp (SMART Timing)
 Results available at www.mylaps.com and www.smart-timing.co.uk

Orbits



Qualifying Results

KMSC National Motorcycle Racing

KMSC Lightweights

Knockhill 1.267 miles

Race 10 - 1st Race - AMENDED RESULT

23/04/2016 15:15

Race (12 Laps) started at 16:03:50

Lap	Time of Day	Lap Tm	S1	S2	S3	S3Spd	SFSpd	Lap	Time of Day	Lap Tm	S1	S2	S3	S3Spd	SFSpd
4	16:07:46.604	57.742			16.361	113.935	108.238								
5	16:08:44.367	57.763			16.491	113.357	107.890								
6	16:09:42.466	58.099			16.783	113.935	108.238								
7	16:10:42.110	59.644			16.906	113.742	108.413								
8	16:11:40.632	58.522	19.590	22.268	16.664	112.786	106.859								
(49) Paul McCLUNG															
1	16:04:48.542			21.502	16.293	114.910	109.832								
2	16:05:44.289	55.747	18.408	21.364	15.975	115.504	110.374								
3	16:06:39.497	55.208	18.171	21.156	15.881	116.304	110.374								
4	16:07:34.844	55.347	18.069	21.110	16.168	115.903	110.012								
5	16:08:30.675	55.831	18.076	21.818	15.937	118.565	110.556								
6	16:09:40.731	1:10.056	19.433	22.216	28.407	94.385	16.874								
(194) Robyn LINDSAY															
1	16:05:07.294			27.566	19.690	93.988	87.952								
2	16:06:17.784	1:10.490	23.149	26.731	20.610	91.055	88.183								
3	16:07:28.005	1:10.221	23.253	27.018	19.950	90.077	88.068								
4	16:08:47.668	1:19.663	23.240	27.059	29.364	88.068	20.447								

Clerk of the Course :

Sig : Time :

Chief Timekeeper : Ian Sharp (SMART Timing)

Results available at www.mylaps.com and www.smart-timing.co.uk

Printed: 25/04/2016 18:16:36

Orbits



KMSC National Motorcycle Racing

Lapchart

KMSC Lightweights

Knockhill 1.267 miles

Race 10 - 1st Race - AMENDED RESULT

23/04/2016 15:15

Race (12 Laps) started at 16:03:50

Competitors	Laps											
	1	2	3	4	5	6	7	8	9	10	11	12
Paul McCLUNG (49)	1	49	49	49	49	15	15	15	15	15	5	15
Keith DICKIE (15)	2	15	15	15	15	5	5	5	5	5	15	5
Gillian McGAW (5)	3	5	5	5	5	4	4	4	4	4	4	4
Alan GIBSON (4)	4	4	4	4	4	49	21	21	39	39	39	39
Grant REID (21)	5	21	21	21	21	21	66	66	66	66	66	66
Alex REID (24)	6	24	66	66	66	66	39	39	24	24	24	24
Stuart HAMILTON (39)	7	39	24	24	39	39	24	24	55	55	55	55
Kevin WATRET (66)	8	66	39	39	24	24	24	55	55	13	13	13
Andrew BARTON (13)	9	13	55	55	55	55	13	13	121	121	121	121
Tom ROBINSON (55)	10	55	13	13	13	13	121	121	29	29	29	29
Gerry KEIRNAN (16)	11	16	121	121	121	121	29	29	79	79	79	79
Robert WOODWARD (121)	12	121	16	16	16	79	79	79	79	16	16	16
Eric UTTERSON (29)	13	29	29	29	29	16	29	16	16	134	134	67
Ashley ROBSON (79)	14	79	79	79	79	29	16	134	134	67	67	134
Kenneth THIRLWALL (134)	15	134	134	134	134	134	25	67	25	25	25	25
Jim PURVIS (25)	16	25	25	25	25	25	25	67	25	90	90	90
Gary CRAIG (189)	17	189	90	90	90	90	67	90	90	74	74	74
David McNAIRN (90)	18	90	67	67	67	67	90	74	74	112	112	112
Eddie BUTLER (67)	19	67	189	189	189	112	112	112	112	189	189	189
Christine WATSON (74)	20	74	112	112	112	74	74	189	189	117	117	117
Gordon MILLAR (112)	21	112	74	74	74	189	189	117	110	110	110	110
Symon WOODWARD (110)	22	110	117	117	117	110	117	110	117	162	162	162
Lianne MAYHEW (117)	23	117	110	110	110	117	110	162	162			
Robyn LINDSAY (194)	24	194	162	162	162	162	162					
Patrick POLLARD (162)	25	162	194	194	194							
-	26											
-	27											
-	28											

Margin of Victory	Avg. Speed	Best Lap Tm	Best Speed	Best Lap by
0.192	80.417	55.541	82.121	5 - Gillian McGAW

Clerk of the Course :

Orbits

Sig : Time :
Chief Timekeeper : Ian Sharp (SMART Timing)

Results available at www.mylaps.com and www.smart-timing.co.uk

Printed: 25/04/2016 18:17:40



KMSC National Motorcycle Racing

KMSC Lightweights

Knockhill 1.267 miles

Race 18 - 2nd Race

24/04/2016 10:45

Race (10 Laps) started at 10:37:59

POLE POSITION

1	1 15 Keith DICKIE	2 5 Gillian McGAW	3 4 Alan GIBSON
2	4 39 Stuart HAMILTON	5 66 Kevin WATRET	6 24 Alex REID
3	7 55 Tom ROBINSON	8 13 Andrew BARTON	9 121 Robert WOODWARD
4	10 29 Eric UTTERSON	11 79 Ashley ROBSON	12 16 Gerry KEIRNAN
5	13 67 Eddie BUTLER	14 134 Kenneth THIRLWALL	15 25 Jim PURVIS
6	16 90 David McNAIRN	17 74 Christine WATSON	18 112 Gordon MILLAR
7	19	20 117 Lianne MAYHEW	21 110 Symon WOODWARD
8	22 162 Patrick POLLARD	23 21 Grant REID	24 49 Paul McCLUNG
9	25 194 Robyn LINDSAY	26 11 Lewis PATERSON	27 54 Ryan GIBSON
10	28 111 Allan McCLEARY	29 189 Gary CRAIG	30 118 Rod WALKER

Clerk of the Course :

Sig : Time :

Chief Timekeeper : Ian Sharp (SMART Timing)

Results available at www.mylaps.com and www.smart-timing.co.uk

Printed: 25/04/2016 18:18:05

Orbits



Race Results

KMSC National Motorcycle Racing

Sorted on Laps

KMSC Pre-Injection 600

Knockhill 1.267 miles

Race 11 - 1st Race

23/04/2016 15:30

Race (12 Laps) started at 16:23:13

Pos	No.	Name	Make/Model	CC	Class	Laps	Total Tm	Diff	Best Tm	In Lap	Best Speed
1	47	Steven HADDOW	Yamaha	R6 600	PI6	12	11:01.019		54.238	10	84.094
2	91	Lewis SHAND	Yamaha	R6 600	PI6	12	11:02.194	1.175	54.208	10	84.141
3	48	David McCAFFERTY	Yamaha	R6 600	PI6	12	11:05.812	4.793	54.428	10	83.800
4	89	Alex BASS	Yamaha	R6 600	PI6	12	11:16.805	15.786	55.813	5	81.721
5	88	Brian MARR	Yamaha	R6 600	PI6	12	11:21.192	20.173	55.492	6	82.194
6	41	Kieran MURRAY	Kawasaki	ZX6 600	PI6	12	11:25.621	24.602	56.358	4	80.931
7	15	Jon DICKIE	Yamaha	R6 600	PI6	12	11:30.171	29.152	56.138	11	81.248
8	26	Alan McGREGOR	Yamaha	R6	PI6	12	11:32.045	31.026	56.662	12	80.496
9	60	Douglas BROWN	Yamaha	R6 600	PI6	12	11:36.792	35.773	57.217	5	79.716
10	6	James WILKEN	Yamaha	R6 600	PI6	12	11:36.989	35.970	57.140	6	79.823
11	16	Michael CLARK	Honda	CBR600	PI6	12	11:38.647	37.628	56.750	6	80.372
12	199	Ross WATTS	Yamaha	YZF R6 600	PI6	11	11:08.099	1 Lap	59.314	2	76.897
13	129	Martin HERRIOT	Yamaha	R6 600	PI6	11	11:13.604	1 Lap	59.937	3	76.098
14	94	Darren CRAIGMILE	Yamaha	R6 600	PI6	11	11:26.046	1 Lap	1:00.725	5	75.111
15	10	Stuart DEANS	Kawasaki	ZX6 600	PI6	11	11:31.394	1 Lap	1:01.114	11	74.633
16	45	Gerry SULLIVAN	Kawasaki	ZX6R 600	PI6	11	11:32.882	1 Lap	1:01.734	3	73.883
17	888	Joe CAIRNEY	Honda	CBR6	PI6	10	11:12.539	2 Laps	1:05.550	8	69.582

Not classified

DNF	0	Alex McGUINNESS	Yamaha	R6 600	PI6			DNF		0	-
DNS	73	Fraser CAMERON	Yamaha	R6 600	PI6			DNS		0	-

Margin of Victory	Avg. Speed	Best Lap Tm	Best Speed	Best Lap by
1.175	82.801	54.208	84.141	91 - Lewis SHAND

Clerk of the Course :

Orbits

Sig : Time :

Chief Timekeeper : Ian Sharp (SMART Timing)

www.mylaps.com

Results available at www.mylaps.com and www.smart-timing.co.uk

Licensed to: SMART Timing

Qualifying Results

KMSC National Motorcycle Racing

KMSC Pre-Injection 600

Knockhill 1.267 miles

Race 11 - 1st Race

23/04/2016 15:30

Race (12 Laps) started at 16:23:13

Lap	Time of Day	Lap Tm	S1	S2	S3	S3Spd	SFSpd	Lap	Time of Day	Lap Tm	S1	S2	S3	S3Spd	SFSpd
(47) Steven HADDOW															
1	16:24:11.414			21.438	15.509	115.305	110.012	3	16:26:06.327	56.393	18.593	21.419	16.381	117.116	110.922
2	16:25:07.090	55.676			15.559	118.147	110.922	4	16:27:02.685	56.358	18.725	21.578	16.055	117.321	111.290
3	16:26:01.811	54.721	17.984	20.865	15.872	117.733	108.941	5	16:27:59.416	56.731	18.675	21.745	16.311	116.912	110.922
4	16:26:57.141	55.330	18.279	21.112	15.939	116.506	111.846	6	16:28:56.029	56.613	18.703	21.565	16.345	116.912	110.556
5	16:27:51.814	54.673	18.118	20.865	15.690	116.103	110.922	7	16:29:53.534	57.505	19.406	21.911	16.188		111.105
6	16:28:46.414	54.600	18.105	20.967	15.528		110.922	8	16:30:50.391	56.857	18.975	21.664	16.218	116.912	110.374
7	16:29:40.679	54.265	17.882	20.799	15.584	116.709	110.739	9	16:31:47.077	56.686	18.708	21.711	16.267	117.940	111.474
8	16:30:35.503	54.824	18.135	20.934	15.755	116.506	110.556	10	16:32:44.151	57.074	19.023	21.910	16.141	116.709	111.105
9	16:31:31.303	55.800	18.145	22.206	15.449	115.703	110.374	11	16:33:41.501	57.350	19.086	21.906	16.358		108.941
10	16:32:25.541	54.238			15.435		111.105	12	16:34:39.169	57.668	18.863	22.012	16.793		108.588
11	16:33:19.849	54.308			15.550	116.103	112.408	(15) Jon DICKIE							
12	16:34:14.567	54.718			15.531	116.506	110.374	1	16:24:17.206			22.472	16.367	118.565	113.357
(91) Lewis SHAND															
1	16:24:11.409			21.438	15.406	122.236	116.304	2	16:25:14.271	57.065			16.181	120.049	114.323
2	16:25:06.657	55.248	18.707	21.127	15.414	120.697	115.504	3	16:26:11.774	57.503	19.326	21.916	16.261	119.621	113.742
3	16:26:01.724	55.067	18.524	21.065	15.478	120.480	115.107	4	16:27:08.391	56.617	18.951	21.553	16.113	120.915	110.556
4	16:26:56.983	55.259	18.462	21.181	15.616	121.352	114.518	5	16:28:05.470	57.079	19.100	21.779	16.200	121.352	113.549
5	16:27:51.982	54.999	18.406	21.038	15.555	119.196	116.506	6	16:29:02.266	56.796	18.761	21.675	16.360	120.480	112.220
6	16:28:47.595	55.613	18.331	21.514	15.768	119.835	113.166	7	16:29:59.874	57.608	18.895	22.240	16.473	117.733	112.597
7	16:29:42.299	54.704	18.333	21.095	15.276	120.915	115.703	8	16:30:56.355	56.481	18.667	21.646	16.168	117.116	111.846
8	16:30:37.207	54.908	18.141	21.150	15.617	120.049	115.504	9	16:31:52.795	56.440			16.074	116.506	111.660
9	16:31:31.944	54.737	18.101	21.387	15.249	119.835	114.910	10	16:32:49.145	56.350			15.869	117.526	112.597
10	16:32:26.152	54.208			15.339	121.572	115.107	11	16:33:45.283	56.138			15.971	118.356	113.742
11	16:33:20.480	54.328			15.226	121.133	115.903	12	16:34:43.719	58.436			16.481	117.116	110.739
12	16:34:15.742	55.262			15.381	119.621	115.504	(26) Alan McGREGOR							
(48) David McCafferty															
1	16:24:11.979			21.513	15.596	121.572	113.549	1	16:24:16.078			22.040	16.305	119.621	111.660
2	16:25:08.033	56.054			16.186		114.518	2	16:25:14.085	58.007	19.426	22.253	16.328	118.775	113.742
3	16:26:03.015	54.982			15.607	120.049	114.323	3	16:26:10.876	56.791	18.878	21.846	16.067	118.985	111.290
4	16:26:57.463	54.448	17.944	20.979	15.525	124.273	113.549	4	16:27:07.987	57.111	19.186	21.818	16.107	118.565	113.357
5	16:27:52.215	54.752	18.203	21.010	15.539	120.915	116.103	5	16:28:05.217	57.230	19.287	21.869	16.074	119.409	112.033
6	16:28:47.905	55.690	18.401	21.884	15.405		114.714	6	16:29:02.667	57.450	18.903	21.658	16.899	118.985	110.193
7	16:29:42.672	54.767	18.275	21.115	15.377		113.166	7	16:30:00.683	58.016	19.292	22.098	16.626	119.409	113.357
8	16:30:37.411	54.739	18.020	21.040	15.679		115.504	8	16:30:57.820	57.137	19.031	21.893	16.213	118.356	110.922
9	16:31:32.960	55.549	18.780	21.168	15.601	119.196	115.305	9	16:31:54.830	57.107	19.037	22.066	15.907	119.196	113.357
10	16:32:27.388	54.428			15.373	120.697	114.323	10	16:32:51.633	56.803	18.988	21.843	15.972	119.835	114.129
11	16:33:22.333	54.945			15.768	120.697	112.786	11	16:33:48.931	57.298	19.026	22.187	16.085	118.775	113.166
12	16:34:19.360	57.027			15.914	118.147	114.518	12	16:34:45.593	56.662	18.835	21.672	16.155	119.835	113.166
(89) Alex BASS															
1	16:24:12.274			21.410	15.711	121.352	117.526	(60) Douglas BROWN							
2	16:25:08.302	56.028	18.715	21.488	15.825	118.775	115.305	1	16:24:15.753			22.228	16.743	114.129	110.012
3	16:26:04.144	55.842	18.539	21.305	15.998	119.409	113.935	2	16:25:14.017	58.264	19.439	22.114	16.711	114.323	108.238
4	16:26:59.975	55.831	18.382	21.403	16.046	116.506	112.976	3	16:26:11.439	57.422	19.326	21.841	16.255	116.103	117.739
5	16:27:55.788	55.813	18.212	21.531	16.070	118.775	113.935	4	16:27:09.274	57.835	19.775	21.636	16.424	116.103	108.588
6	16:28:52.131	56.343	18.550	21.715	16.078	115.703	112.976	5	16:28:06.491	57.217	19.086	21.665	16.466	115.903	108.413
7	16:29:48.109	55.978	18.584	21.388	16.006	118.985	111.846	6	16:29:04.202	57.711	19.161	21.998	16.552	112.033	109.296
8	16:30:44.445	56.336	18.421	21.623	16.292	114.910	108.238	7	16:30:01.747	57.545	19.094	21.861	16.590	115.504	109.832
9	16:31:40.555	56.110	18.843	21.365	15.902	118.775	113.357	8	16:30:59.024	57.277	19.133	21.672	16.472	114.323	110.374
10	16:32:37.659	57.104	18.949	22.038	16.117	118.985	112.220	9	16:31:56.300	57.276	19.148	21.598	16.530	114.129	109.118
11	16:33:34.507	56.848	18.856	21.660	16.332	114.323	112.976	10	16:32:53.837	57.537	19.078	21.896	16.563		108.764
12	16:34:30.353	55.846	18.487	21.457	15.902	117.116	112.976	11	16:33:52.007	58.170	19.318	22.108	16.744	112.220	108.238
(88) Brian MARR															
1	16:24:15.031			21.830	15.842		111.660	12	16:34:50.340	58.333	19.314	22.056	16.963	112.976	106.015
2	16:25:11.698	56.667	19.116	21.835	15.716	117.526	111.474	(6) James WILKEN							
3	16:26:08.428	56.730	18.920	22.008	15.802	116.709	111.846	1	16:24:16.595			22.379	16.273	114.910	109.474
4	16:27:04.691	56.263	18.679	21.679	15.905	117.526	110.922	2	16:25:14.856	58.261	19.215	22.307	16.739	114.714	108.941
5	16:28:00.944	56.253	18.571	21.764	15.918	115.504	111.290	3	16:26:12.251	57.395	19.139	21.984	16.272	114.910	109.653
6	16:28:56.436	55.492	18.370	21.331	15.791	118.775	112.033	4	16:27:09.609	57.358	19.323	21.868	16.167	115.903	109.118
7	16:29:53.630	57.194	19.557	21.705	15.932	118.147	112.786	5	16:28:07.357	57.748	19.169	21.966	16.613	114.714	108.413
8	16:30:49.383	55.753	18.281	21.468	16.004	117.733	110.556	6	16:29:04.497	57.140	19.019	21.747	16.374	114.910	108.941
9	16:31:45.763	56.380	18.670	21.738	15.972	110.739		7	16:30:02.204	57.707	19.192	22.117	16.398	114.714	108.413
10	16:32:42.204	56.441			15.929	117.116	111.105	8	16:31:00.215	58.011	19.675	21.806	16.530	114.129	106.689
11	16:33:38.727	56.523		21.976	15.872	118.356	112.033	9	16:31:57.698	57.483	19.131	21.825	16.527	113.549	107.544
12	16:34:34.740	56.013	18.541	21.557	15.915	117.940	111.290	10	16:32:54.876	57.178	18.953	21.914	16.311	113.357	107.030
(41) Kieran MURRAY															
1	16:24:13.267			21.647	16.104		112.033	11	16:33:52.223	57.347	19.118	21.747	16.482	114.714	107.717
2	16:25:09.934	56.667	18.600	21.896	16.171		110.739	12	16:34:50.537	58.314	19.445	22.071	16.798	114.129	107.544
(16) Michael CLARK															



Qualifying Results

KMSC National Motorcycle Racing

KMSC Pre-Injection 600

Knockhill 1.267 miles

Race 11 - 1st Race

23/04/2016 15:30

Race (12 Laps) started at 16:23:13

Lap	Time of Day	Lap Tm	S1	S2	S3	S3Spd	SFSpd	Lap	Time of Day	Lap Tm	S1	S2	S3	S3Spd	SFSpd
7	16:30:02.652	57.398	19.162	21.933	16.303	114.518	113.935	2	16:25:33.310	1:06.725			19.194		101.832
8	16:31:01.638	58.986	19.621	21.691	17.674	116.304	106.351	3	16:26:39.952	1:06.642	22.541	25.099	19.002		100.310
9	16:31:58.820	57.182	18.863	21.852	16.467	113.742	112.220	4	16:27:47.524	1:07.572	22.524	25.442	19.606		98.111
10	16:32:56.635	57.815			16.670	116.709	110.739	5	16:28:54.729	1:07.205	22.585	25.311	19.309		100.161
11	16:33:54.426	57.791			16.536	113.935	110.556	6	16:30:01.195	1:06.466	22.179	24.787	19.500		102.142
12	16:34:52.195	57.769			16.293	115.504	110.556	7	16:31:07.146	1:05.951	21.892	24.601	19.458		105.184
								8	16:32:12.696	1:05.550			18.671		103.242
								9	16:33:18.909	1:06.213			19.068		101.066
								10	16:34:26.087	1:07.178			19.040		100.161

(199) Ross WATTS

1	16:24:19.301			23.014	16.857	112.033	105.349
2	16:25:18.615	59.314			17.284	111.846	102.142
3	16:26:18.747	1:00.132	20.111	22.785	17.236	111.474	103.561
4	16:27:18.466	59.719	19.754	22.795	17.170	111.290	104.529
5	16:28:18.596	1:00.130	19.737	22.967	17.426		104.692
6	16:29:18.675	1:00.079	20.281	22.770	17.028	113.166	106.015
7	16:30:18.886	1:00.211	20.346	23.051	16.814	112.033	106.351
8	16:31:18.709	59.823	19.954	22.633	17.236	112.033	104.529
9	16:32:19.046	1:00.337			17.293	112.220	104.366
10	16:33:19.757	1:00.711		23.050	16.997	113.357	106.520
11	16:34:21.647	1:01.890	21.397	23.177	17.316	111.290	102.926

(129) Martin HERRIOT

1	16:24:20.581			24.006	17.206	118.147	110.739
2	16:25:21.235	1:00.654			17.101	116.304	111.846
3	16:26:21.172	59.937	20.102	23.041	16.794	117.526	111.660
4	16:27:22.076	1:00.904	20.622	23.036	17.246		111.474
5	16:28:23.081	1:01.005	20.363	23.277	17.365		110.374
6	16:29:23.917	1:00.836	20.326	23.205	17.305	114.714	110.374
7	16:30:24.697	1:00.780	20.302	23.050	17.428		109.653
8	16:31:24.801	1:00.104	20.148	23.079	16.877	117.940	110.012
9	16:32:25.133	1:00.332	19.928	22.869	17.535	116.912	101.987
10	16:33:26.459	1:01.326			17.129	115.703	110.374
11	16:34:27.152	1:00.693			17.434	115.305	110.922

(94) Darren CRAIGMILE

1	16:24:22.309			24.440	17.562	113.549	106.520
2	16:25:24.645	1:02.336			17.589	111.846	106.351
3	16:26:27.030	1:02.385	20.493	23.908	17.984	110.739	105.020
4	16:27:28.887	1:01.857	20.452	24.058	17.347	110.556	104.856
5	16:28:29.612	1:00.725	20.172	23.307	17.246	109.296	103.721
6	16:29:30.915	1:01.303	20.303	23.776	17.224	111.474	104.043
7	16:30:32.567	1:01.652	20.520	23.883	17.249	111.105	104.529
8	16:31:34.934	1:02.367	20.589	24.232	17.546	110.556	104.529
9	16:32:36.546	1:01.612			17.307		104.856
10	16:33:38.425	1:01.879			17.668	111.290	103.242
11	16:34:39.594	1:01.169			17.281	110.193	105.515

(10) Stuart DEANS

1	16:24:21.612			24.323	17.553	116.304	108.064
2	16:25:24.160	1:02.548			17.838	114.910	108.064
3	16:26:26.375	1:02.215	20.396	23.979	17.840		106.859
4	16:27:29.097	1:02.722	20.616	24.327	17.779	112.976	107.544
5	16:28:32.158	1:03.061	20.630	24.263	18.168	113.549	107.201
6	16:29:34.717	1:02.559	20.750	23.957	17.852		107.030
7	16:30:36.623	1:01.906	20.483	23.910	17.513		107.544
8	16:31:38.870	1:02.247	20.491	24.059	17.697	114.518	106.859
9	16:32:42.214	1:03.344	20.363	24.445	18.536	113.357	106.520
10	16:33:43.828	1:01.614	20.208	23.689	17.717	113.935	107.372
11	16:34:44.942	1:01.114	20.537	23.548	17.029		108.238

(45) Gerry SULLIVAN

1	16:24:23.254			24.994	17.267		106.859
2	16:25:25.545	1:02.291	20.892	23.705	17.694		103.402
3	16:26:27.279	1:01.734	21.022	23.499	17.213		107.544
4	16:27:29.788	1:02.509	21.139	23.770	17.600		104.856
5	16:28:32.589	1:02.801	20.960	24.199	17.642		107.544
6	16:29:34.645	1:02.056	20.905	23.776	17.375		104.204
7	16:30:37.496	1:02.851	21.056	24.192	17.603		105.184
8	16:31:39.632	1:02.136	20.789	23.894	17.453		106.351
9	16:32:42.229	1:02.597	20.744	23.791	18.062	112.033	104.043
10	16:33:44.620	1:02.391	20.945	24.016	17.430		106.689
11	16:34:46.430	1:01.810	20.631	23.882	17.297	109.296	106.689

(888) Joe CAIRNEY

1	16:24:26.585			25.449	19.058		103.084
---	--------------	--	--	--------	--------	--	---------

Clerk of the Course :

Sig : Time :
Chief Timekeeper : Ian Sharp (SMART Timing)
Results available at www.mylaps.com and www.smart-timing.co.uk

Orbits



Race Results

KMSC National Motorcycle Racing

Lapchart

KMSC Pre-Injection 600

Knockhill 1.267 miles

Race 11 - 1st Race

23/04/2016 15:30

Race (12 Laps) started at 16:23:13

Competitors	Laps												
	1	2	3	4	5	6	7	8	9	10	11	12	
Lewis SHAND (91)	1	91	91	91	91	47	47	47	47	47	47	47	47
Steven HADDOW (47)	2	47	47	47	47	91	91	91	91	91	91	91	91
David McCAFFERTY (48)	3	48	48	48	48	48	48	48	48	48	48	48	48
Alex BASS (89)	4	89	89	89	89	89	89	89	89	89	89	89	89
Kieran MURRAY (41)	5	41	41	41	41	41	41	88	88	88	88	88	88
Brian MARR (88)	6	88	88	88	88	88	88	41	41	41	41	41	41
Douglas BROWN (60)	7	60	60	26	26	26	15	15	15	15	15	15	15
Alan McGREGOR (26)	8	26	26	60	15	15	26	26	26	26	26	26	26
James WILKEN (6)	9	6	15	15	60	60	60	60	60	60	60	60	60
Jon DICKIE (15)	10	15	6	6	6	6	6	6	6	6	6	6	6
Michael CLARK (16)	11	16	16	16	16	16	16	16	16	16	16	16	16
Ross WATTS (199)	12	199	199	199	199	199	199	199	199	199	199	199	199
Martin HERRIOT (129)	13	129	129	129	129	129	129	129	129	129	129	129	129
Stuart DEANS (10)	14	10	10	10	94	94	94	94	94	94	94	94	94
Darren CRAIGMILE (94)	15	94	94	94	10	10	45	10	10	10	10	10	10
Gerry SULLIVAN (45)	16	45	45	45	45	45	10	45	45	45	45	45	45
Joe CAIRNEY (888)	17	888	888	888	888	888	888	888	888	888	888	888	888
-	18												
-	19												

Margin of Victory	Avg. Speed	Best Lap Tm	Best Speed	Best Lap by
1.175	82.801	54.208	84.141	91 - Lewis SHAND

Clerk of the Course :

Orbits

Sig : Time :
 Chief Timekeeper : Ian Sharp (SMART Timing)
 Results available at www.mylaps.com and www.smart-timing.co.uk



KMSC National Motorcycle Racing

KMSC Pre-Injection 600

Knockhill 1.267 miles

Race 19 - 2nd Race

24/04/2016 11:00

Race (10 Laps) started at 10:56:35

POLE POSITION

1	1 47 Steven HADDOW	2 91 Lewis SHAND	3 48 David McCAFFERTY
2	4 89 Alex BASS	5 88 Brian MARR	6 41 Kieran MURRAY
3	7 15 Jon DICKIE	8 26 Alan McGREGOR	9 60 Douglas BROWN
4	10 6 James WILKEN	11 16 Michael CLARK	12 199 Ross WATTS
5	13 129 Martin HERRIOT	14 94 Darren CRAIGMILE	15 10 Stuart DEANS
6	16 45 Gerry SULLIVAN	17 888 Joe CAIRNEY	18 0 Alex McGUINNESS
7	19 73 Fraser CAMERON	20 92 Andrew CRAIGMILE	

Clerk of the Course :

Sig : Time :

Chief Timekeeper : Ian Sharp (SMART Timing)

Results available at www.mylaps.com and www.smart-timing.co.uk

Orbits



Race Results

KMSC National Motorcycle Racing

Sorted on Laps

Ultratape Post Classics

Knockhill 1.267 miles

Race 12 - 2nd Race

23/04/2016 15:45

Race (10 Laps) started at 16:40:05

Pos	No.	Name	Make/Model	CC	Class	Laps	Total Tm	Diff	Best Tm	In Lap	Best Speed
1	2	Roddy TAYLOR	Yamaha	TZ350	PC	10	10:14.397		1:00.248	8	75.705
2	8	Robin LAMB	Decorite	250	PC	10	10:24.111	9.714	1:00.092	10	75.902
3	111	Jimmy SHANKS	Honda	CB500	PC	10	10:32.723	18.326	1:02.234	2	73.289
4	110	Symon WOODWARD	Yamaha	250	PC	10	10:46.001	31.604	1:03.362	2	71.985
5	177	Christian GUNSON	Yamaha	FZ600	PC	10	10:52.528	38.131	1:04.155	10	71.095
6	13	Andrew BARTON	Honda	CB500	PC	10	10:55.346	40.949	1:04.244	5	70.996
7	36	Craig DOUGLAS	Yamaha	TZ 350	PC	9	10:27.130	1 Lap	1:07.239	8	67.834
8	22	Ian RUSSELL	Honda	NSR250	PC	9	10:27.707	1 Lap	1:08.192	9	66.886
9	333	Peter DOLAN	Honda	CB500	PC	9	10:32.663	1 Lap	1:09.135	6	65.974
10	25	Andrew KIRKWOOD	Honda	CB500	PC	9	11:02.746	1 Lap	1:11.684	8	63.628
Not classified											
DNF	14	Andrew GREEN	Yamaha	250RD	PC	4	4:46.920	DNF	1:09.975	2	65.182
DNS	3	Jed HEATH	Spondon	TZ350	PC			DNS		0	-

Announcements

Bike No.8 - Racetime includes 10 second Jump Start penalty.

Margin of Victory	Avg. Speed	Best Lap Tm	Best Speed	Best Lap by
9.714	74.237	1:00.092	75.902	8 - Robin LAMB

Clerk of the Course :

Orbits

Sig : Time :

Chief Timekeeper : Ian Sharp (SMART Timing)

www.mylaps.com

Results available at www.mylaps.com and www.smart-timing.co.uk

Licensed to: SMART Timing

Qualifying Results

KMSC National Motorcycle Racing

Ultratape Post Classics

Knockhill 1.267 miles

Race 12 - 2nd Race

23/04/2016 15:45

Race (10 Laps) started at 16:40:05

Lap	Time of Day	Lap Tm	S1	S2	S3	S3Spd	SFSpd	Lap	Time of Day	Lap Tm	S1	S2	S3	S3Spd	SFSpd								
(2) Roddy TAYLOR																							
1	16:41:10.894			23.913	17.927	107.201	101.524	1	16:41:21.517				19.437		94.252								
2	16:42:12.432	1:01.538	20.330	23.463	17.745	107.201	101.987	2	16:42:30.939	1:09.422			19.521	100.611	92.562								
3	16:43:14.707	1:02.275	20.415	24.036	17.824	108.064	102.768	3	16:43:41.683	1:10.744			19.919	98.254	93.076								
4	16:44:15.701	1:00.994	20.237	23.470	17.287	108.588	102.454	4	16:44:51.881	1:10.198			19.723	94.651	94.785								
5	16:45:16.345	1:00.644	20.121	23.189	17.334	108.238	102.454	5	16:46:01.551	1:09.670			20.646	97.399	87.837								
6	16:46:17.121	1:00.776	20.187	23.072	17.517	108.588	102.611	6	16:47:10.090	1:08.539			19.353	97.399	91.055								
7	16:47:17.857	1:00.736	20.009	23.190	17.537	108.064	101.832	7	16:48:17.389	1:07.299			18.986	98.111	93.465								
8	16:48:18.105	1:00.248	19.950	23.036	17.262	108.413	102.926	8	16:49:24.628	1:07.239			19.426	98.254	93.335								
9	16:49:19.115	1:01.010	20.227	23.075	17.708	107.717	101.371	9	16:50:32.131	1:07.503			19.297	98.979	90.686								
10	16:50:19.398	1:00.283	20.111	22.847	17.325	110.374	103.721	(22) Ian RUSSELL															
(8) Robin LAMB																							
1	16:41:12.691			24.418	18.206	107.372	104.366	1	16:41:18.207				20.374	93.335	86.702								
2	16:42:13.341	1:00.650	19.833	23.281	17.536	110.374	104.366	2	16:42:28.426	1:10.219			20.394	91.802	87.153								
3	16:43:14.340	1:00.999	19.885	23.312	17.802	109.118	103.242	3	16:43:38.519	1:10.093			20.444	91.552	86.814								
4	16:44:15.131	1:00.791	19.828	23.389	17.574	109.653	103.882	4	16:44:48.464	1:09.945			20.189	92.054	88.068								
5	16:45:15.593	1:00.462	19.733	23.086	17.643	109.832	105.020	5	16:45:57.561	1:09.097	22.843	26.026	20.228	91.928	87.952								
6	16:46:16.438	1:00.845	19.797	23.263	17.785	109.474	103.721	6	16:47:06.551	1:08.990			20.095	91.928	87.040								
7	16:47:17.265	1:00.827	20.100	23.193	17.534	108.413	105.020	7	16:48:15.655	1:09.104			20.100	93.335	87.952								
8	16:48:17.714	1:00.449	19.629	23.156	17.664	108.413	105.020	8	16:49:24.516	1:08.861			20.243	93.595	87.153								
9	16:49:19.020	1:01.306	20.277	23.159	17.870	106.520	102.454	9	16:50:32.708	1:08.192			19.431	94.919	88.183								
10	16:50:19.112	1:00.092	19.709	22.998	17.385	108.413	104.529	(333) Peter DOLAN															
(11) Jimmy SHANKS																							
1	16:41:11.365				18.860	93.726	88.416	1	16:41:19.191				19.926	88.068	85.487								
2	16:42:13.599	1:02.234			18.310	96.558	89.358	2	16:42:29.088	1:09.897			20.070	88.884	86.368								
3	16:43:15.914	1:02.315			18.364	96.836	89.120	3	16:43:39.528	1:10.440	23.099	27.047	20.294	86.368	84.412								
4	16:44:18.377	1:02.463			18.498	95.868	89.716	4	16:44:49.269	1:09.741	22.863	26.914	19.964	88.767	87.608								
5	16:45:20.908	1:02.531			18.576	95.053	88.767	5	16:45:58.692	1:09.423	22.870	26.914	19.639	88.416	86.814								
6	16:46:23.902	1:02.994			18.451	95.459	89.477	6	16:47:07.827	1:09.135			19.489	89.120	87.040								
7	16:47:28.485	1:04.583			18.733	93.726	89.002	7	16:48:18.185	1:10.358		27.354	19.851	89.002	86.702								
8	16:48:31.549	1:03.064			18.545	93.857	87.952	8	16:49:27.959	1:09.774			19.945	86.702	86.702								
9	16:49:34.819	1:03.270			18.664	94.785	88.767	9	16:50:37.664	1:09.705			19.998	88.416	84.518								
10	16:50:37.724	1:02.905			18.474	95.731	89.120	(25) Andrew KIRKWOOD															
(10) Symon WOODWARD																							
1	16:41:12.924				18.384		92.947	1	16:41:24.541				29.210	21.264	87.722	82.645							
2	16:42:16.286	1:03.362			17.937		93.465	2	16:42:38.609	1:14.068			21.060	86.146	82.951								
3	16:43:19.996	1:03.710			18.167		91.928	3	16:43:54.014	1:15.405			21.187	85.596	83.260								
4	16:44:24.183	1:04.187			18.737			4	16:45:06.461	1:12.447			20.248	88.068	84.306								
5	16:45:27.752	1:03.569						5	16:46:18.839	1:12.378			20.748	87.153	84.095								
6	16:46:32.889	1:05.137			18.663			6	16:47:32.006	1:13.167			20.629	87.952	83.363								
7	16:47:37.575	1:04.686			18.334			7	16:48:43.731	1:11.725			20.618	87.608	83.467								
8	16:48:41.550	1:03.975			18.627			8	16:49:55.415	1:11.684			20.556	87.837	82.139								
9	16:49:46.004	1:04.454			18.488		90.077	9	16:51:07.747	1:12.332			20.500	87.040	83.467								
10	16:50:51.002	1:04.998			19.139			(14) Andrew GREEN															
(177) Christian GUNSON																							
1	16:41:14.266				18.824	97.824	91.055	1	16:41:20.854				20.133		97.967								
2	16:42:19.766	1:05.500			18.925	96.419	92.308	2	16:42:30.829	1:09.975			19.825	98.833	97.399								
3	16:43:25.002	1:05.236			18.647	96.419	91.802	3	16:43:41.443	1:10.614			19.930	98.979	96.005								
4	16:44:29.785	1:04.783			18.546	98.111	92.435	4	16:44:51.921	1:10.478			19.970	97.967	92.308								
5	16:45:34.363	1:04.578			18.549	96.976	92.181	(13) Andrew BARTON															
6	16:46:39.866	1:05.503			18.498	96.005	91.802	1	16:41:14.749														
7	16:47:44.144	1:04.278			18.557	96.281	91.677	2	16:42:19.728	1:04.979	21.234	24.809											
8	16:48:48.790	1:04.646			18.567	96.836	91.552	3	16:43:25.221	1:05.493													
9	16:49:53.374	1:04.584			18.388	97.399	92.054	4	16:44:30.478	1:05.257													
10	16:50:57.529	1:04.155			18.355	97.117	91.802	5	16:45:34.722	1:04.244	21.198	24.380											
(36) Craig DOUGLAS																							
1	16:41:14.749				18.715	93.595	87.153	6	16:46:40.439	1:05.717													
2	16:42:19.728	1:04.979			18.936	92.690	87.266	7	16:47:44.921	1:04.482		24.443											
3	16:43:25.221	1:05.493			18.727	95.053	88.183	8	16:48:49.333	1:04.412													
4	16:44:30.478	1:05.257			19.051	96.281	86.814	9	16:49:55.533	1:06.200													
5	16:45:34.722	1:04.244	21.198	24.380	18.666	97.117	87.380	10	16:51:00.347	1:04.814													
6	16:46:40.439	1:05.717			18.853	93.726	86.257	(3) Craig DOUGLAS															
7	16:47:44.921	1:04.482			18.626	93.465	87.153	Clerk of the Course :															
8	16:48:49.333	1:04.412			18.642	93.205	88.183	Sig :															
9	16:49:55.533	1:06.200			19.730	92.435	87.040	Time :															
10	16:51:00.347	1:04.814			18.924	93.726	87.153	Chief Timekeeper : Ian Sharp (SMART Timing)															

Printed: 25/04/2016 19:30:51

Orbits



KMSC National Motorcycle Racing

Lapchart

Ultratape Post Classics

Knockhill 1.267 miles

Race 12 - 2nd Race

23/04/2016 15:45

Race (10 Laps) started at 16:40:05

Competitors	Laps										
	1	2	3	4	5	6	7	8	9	10	
Roddy TAYLOR (2)	1	2	2	8	8	8	8	8	8	8	8
Jimmy SHANKS (111)	2	111	8	2	2	2	2	2	2	2	2
Robin LAMB (8)	3	8	111	111	111	111	111	111	111	111	111
Symon WOODWARD (110)	4	110	110	110	110	110	110	110	110	110	110
Christian GUNSON (177)	5	177	13	177	177	177	177	177	177	177	177
Andrew BARTON (13)	6	13	177	13	13	13	13	13	13	13	13
Ian RUSSELL (22)	7	22	22	22	22	22	22	22	22	36	
Peter DOLAN (333)	8	333	333	333	333	333	36	36	22		
Andrew GREEN (14)	9	14	14	14	36	36	36	333	333	333	
Craig DOUGLAS (36)	10	36	36	36	14	25	25	25	25	25	
Andrew KIRKWOOD (25)	11	25	25	25	25						
-	12										

Margin of Victory	Avg. Speed	Best Lap Tm	Best Speed	Best Lap by
9.714	74.237	1:00.092	75.902	8 - Robin LAMB

Clerk of the Course :

Orbits

Sig : Time :
 Chief Timekeeper : Ian Sharp (SMART Timing)
 Results available at www.mylaps.com and www.smart-timing.co.uk



KMSC National Motorcycle Racing

Ultratape Post Classics

Knockhill 1.267 miles

Race 20 - 3rd Race

24/04/2016 11:15

Race (10 Laps) started at 11:12:17

POLE POSITION

1	1 2 Roddy TAYLOR	2 8 Robin LAMB	3 111 Jimmy SHANKS
2	4 110 Symon WOODWARD	5 177 Christian GUNSON	6 13 Andrew BARTON
3	7 36 Craig DOUGLAS	8 22 Ian RUSSELL	9 333 Peter DOLAN
4	10 25 Andrew KIRKWOOD	11 14 Andrew GREEN	12 3 Jed HEATH

Clerk of the Course :

Sig : Time :

Chief Timekeeper : Ian Sharp (SMART Timing)

Results available at www.mylaps.com and www.smart-timing.co.uk

Orbits



Race Results

KMSC National Motorcycle Racing

Sorted on Laps

KMSC Superbikes & KMSC Clubman

Knockhill 1.267 miles

Race 12a - 1st Race

23/04/2016 16:00

Race (12 Laps) started at 16:58:38

Pos	No.	Name	Make/Model	CC	Class	Laps	Total Tm	Diff	Best Tm	In Lap	Best Speed
1	99	Michael ROBERTSON	Kawasaki	ZX10	SB	12	10:21.827		51.135	5	89.197
2	34	John DEAN	Suzuki	GSXR1000K9	SB	12	10:25.534	3.707	51.369	4	88.791
3	179	Andrew TASKER	Kawasaki	ZX10R	SB	12	10:27.360	5.533	51.477	8	88.604
4	68	Paul WISHART	Kawasaki	ZX10R	SB	12	10:32.626	10.799	51.821	4	88.016
5	119	Kristopher DUNCAN	Kawasaki	ZX10	SB	12	10:44.617	22.790	52.897	6	86.226
6	3	Adrian CLARK	Kawasaki	ZX10R	SB	12	10:49.601	27.774	53.271	4	85.621
7	47	Alan BRYCE	BMW	1000RR	SB	12	10:51.487	29.660	53.384	11	85.439
8	79	Bruce BIRNIE	BMW	S1000RR	SB	12	10:52.068	30.241	52.604	7	86.706
9	55	Donald MacFADYEN	BMW	S1000RR	SB	12	10:53.244	31.417	52.424	8	87.004
10	48	Euan MESTON	Yamaha	R1	SB	12	10:56.012	34.185	53.675	6	84.976
11	7	James LAING	BMW	S1000RR	SB	12	10:56.456	34.629	53.459	3	85.319
12	69	Rodney SCOTT	BMW	S1000RR	C	12	10:56.658	34.831	53.721	10	84.903
13	17	Angus MEARNES	Yamaha	R6 600	C	12	11:01.990	40.163	54.033	8	84.413
14	11	Richard HUGHES	BMW	S1000RR	C	12	11:04.522	42.695	54.034	10	84.412
15	63	Kenny PATERSON	BMW	S1000RR	C	12	11:04.920	43.093	54.036	10	84.408
16	4	Daniel MacLEAN	Kawasaki	ZX10R	C	12	11:07.837	46.010	54.564	12	83.592
17	67	Des BURNS	Kawasaki	ZX10R	C	12	11:07.966	46.139	54.183	9	84.179
18	45	Gary HOPKINS	Yamaha	R1M	C	12	11:10.849	49.022	54.459	5	83.753
19	33	Graeme BODEL	BMW	S1000RR	C	12	11:11.159	49.332	54.878	9	83.113
20	22	Steven WATSON	Suzuki	GSXR750	C	11	10:31.538	1 Lap	55.725	10	81.850
21	37	Steven PATTERSON	Yamaha	YZF R1	C	11	10:31.694	1 Lap	55.462	8	82.238
22	151	Ben WARMINGTON	Yamaha	R1	C	11	10:34.533	1 Lap	56.715	8	80.421
23	43	Steve NICOLL	Kawasaki	ZX10	C	11	10:46.338	1 Lap	57.145	3	79.816
24	54	Gordon DUNCAN	Ducati	Panigale 899	C	11	10:55.041	1 Lap	57.877	2	78.807
25	12	Gordon McDONALD	Honda	CBR1000	C	11	11:03.489	1 Lap	58.741	7	77.648
26	36	Craig MARTIN	Honda	CBR900 RR-Y	C	11	11:06.034	1 Lap	58.303	11	78.231
27	32	Sean REID	Honda	Fireblade	C	11	11:17.380	1 Lap	1:00.097	8	75.896
28	6	Calum MacLEAN	Suzuki	GSXR1000	C	10	10:27.538	2 Laps	1:00.440	2	75.465
29	265	Ricky BUCHANAN	Yamaha	R1	C	10	10:46.004	2 Laps	1:02.687	10	72.760
Not classified											
DNF	71	Gavin JONES	Honda	Fireblade	C	9	8:30.410	DNF	54.810	6	83.216
DNF	46	George SPENCE	Honda	CBR1000	SB	8	7:31.322	DNF	54.811	4	83.215

Margin of Victory	Avg. Speed	Best Lap Tm	Best Speed	Best Lap by
3.707	88.020	51.135	89.197	99 - Michael ROBERTSON

Clerk of the Course :

Orbits

Sig : Time :

Chief Timekeeper : Ian Sharp (SMART Timing)

www.mylaps.com

Results available at www.mylaps.com and www.smart-timing.co.uk

Licensed to: SMART Timing

Qualifying Results

KMSC National Motorcycle Racing

KMSC Superbikes & KMSC Clubman

Knockhill 1.267 miles

Race 12a - 1st Race

23/04/2016 16:00

Race (12 Laps) started at 16:58:38

Lap	Time of Day	Lap Tm	S1	S2	S3	S3Spd	SFSpd	Lap	Time of Day	Lap Tm	S1	S2	S3	S3Spd	SFSpd
(99) Michael ROBERTSON															
1	16:59:32.676			19.933	14.949	134.484	129.802	3	17:01:21.370	53.340			15.579	128.559	127.824
2	17:00:23.983	51.307	17.081	19.600	14.626	135.845	130.814	4	17:02:14.641	53.271			15.310	135.571	127.824
3	17:01:15.119	51.136	17.049	19.444	14.643	137.234	129.551	5	17:03:08.726	54.085			15.616	131.326	129.551
4	17:02:06.384	51.265	16.988	19.561	14.716	133.680	129.802	6	17:04:02.700	53.974			15.657	133.947	127.098
5	17:02:57.519	51.135	16.902	19.524	14.709	135.025	129.551	7	17:04:56.890	54.190	18.399	20.401	15.690	132.102	126.380
6	17:03:49.072	51.553	17.032	19.651	14.870	132.362	129.802	8	17:05:51.283	54.393			15.593	129.802	128.559
7	17:04:40.908	51.836	17.155	19.973	14.708	138.081	128.805	9	17:06:45.504	54.221			15.646	128.805	128.559
8	17:05:32.692	51.784	17.190	19.666	14.928	136.121	129.053	10	17:07:39.456	53.952		20.360	15.460	126.857	126.142
9	17:06:24.008	51.316	17.036	19.524	14.756	137.234	130.053	11	17:08:33.684	54.228			15.679	127.824	124.735
10	17:07:16.598	52.590	17.037	20.611	14.942	136.121	129.551	12	17:09:27.672	53.988			15.596	126.618	126.380
11	17:08:08.344	51.746	17.573	19.536	14.637	136.398	130.306	(47) Alan BRYCE							
12	17:08:59.898	51.554	16.969	19.840	14.745		130.053	1	16:59:36.475				15.529	131.584	126.857
(34) John DEAN															
1	16:59:32.869			19.843	15.004	136.398	128.805	2	17:00:30.379	53.904			15.503	132.624	126.857
2	17:00:24.737	51.868	17.308	19.718	14.842	134.484	129.551	3	17:01:24.532	54.153			15.396	129.802	125.670
3	17:01:16.326	51.589	17.164	19.823	14.602	130.306	126.618	4	17:02:18.246	53.714			15.363	130.306	126.380
4	17:02:07.695	51.369	17.172	19.657	14.540	133.947	128.559	5	17:03:11.923	53.677			15.461	130.306	123.587
5	17:02:59.081	51.386	17.094	19.721	14.571	135.298	127.098	6	17:04:05.469	53.546			15.297	131.842	125.905
6	17:03:51.315	52.234	17.315	19.914	15.005	132.362	127.581	7	17:04:59.992	54.523			15.435	128.559	125.905
7	17:04:43.050	51.735	17.344	19.921	14.470	133.947	128.068	8	17:05:54.022	54.030			15.474	129.053	124.044
8	17:05:35.007	51.957	17.178	20.054	14.725	132.362	127.581	9	17:06:47.812	53.790			15.557	127.581	124.273
9	17:06:27.275	52.268	17.188	20.261	14.819	131.070	125.201	10	17:07:41.377	53.565			15.227	131.584	126.380
10	17:07:18.998	51.723	17.291	19.778	14.654	133.947	130.053	11	17:08:34.761	53.384			15.336	128.805	127.824
11	17:08:11.678	52.680	18.107	19.925	14.648	135.025	125.670	12	17:09:29.558	54.797			15.954	127.824	119.196
12	17:09:03.605	51.927	17.206	19.812	14.909	131.584	127.098	(79) Bruce BIRNIE							
(179) Andrew TASKER															
1	16:59:33.636				15.073	133.150	127.581	1	16:59:39.783				15.239	125.905	127.581
2	17:00:25.698	52.062			14.903	136.954	126.618	2	17:00:34.078	54.295			15.448	134.754	128.559
3	17:01:17.660	51.962			14.960	135.845	126.380	3	17:01:28.990	54.912			16.270	125.435	128.068
4	17:02:09.321	51.661			14.843	137.516	126.142	4	17:02:24.081	55.091			16.242	129.053	120.915
5	17:03:01.215	51.894	17.301	19.725	14.868	138.366	126.142	5	17:03:17.389	53.308	18.204	20.151	14.953	129.302	128.313
6	17:03:53.111	51.896			14.904	137.798	128.068	6	17:04:10.787	53.398			15.028	131.070	120.915
7	17:04:45.729	52.618			14.977	136.675	124.968	7	17:05:03.391	52.604		20.016	15.189	129.551	123.815
8	17:05:37.206	51.477			14.972	137.798	126.142	8	17:05:56.730	53.339			15.720	122.908	
9	17:06:29.143	51.937			14.943	135.845	127.098	9	17:06:50.298	53.568			15.172	128.805	122.236
10	17:07:20.647	51.504			14.992	136.954	126.380	10	17:07:43.751	53.453			15.155		121.572
11	17:08:13.354	52.707			14.982	137.798	126.142	11	17:08:36.805	53.054			15.113		120.049
12	17:09:05.431	52.077			15.242	135.845	120.265	12	17:09:30.139	53.334			15.124	128.559	116.912
(68) Paul WISHART															
1	16:59:33.360			20.098	14.830	131.842	126.618	(55) Donald MacFADYEN							
2	17:00:25.465	52.105	17.399	20.028	14.678	134.484	128.068	1	16:59:41.611				15.889	129.302	124.968
3	17:01:17.357	51.892	17.227	19.974	14.691	135.025	124.735	2	17:00:36.381	54.770			15.237	126.857	131.070
4	17:02:09.178	51.821	17.273	19.857	14.691	133.150	127.824	3	17:01:30.659	54.278	18.264	20.516	15.498	129.302	129.053
5	17:03:01.037	51.859	17.307	19.805	14.747	133.680	128.559	4	17:02:24.617	53.958			15.167	129.053	129.551
6	17:03:53.477	52.440	17.351	20.079	15.010	135.845	126.618	5	17:03:18.679	54.062			14.878	137.798	130.814
7	17:04:46.500	53.023	17.892	20.284	14.847	132.886	126.380	6	17:04:12.527	53.848			14.934	133.680	129.302
8	17:05:38.547	52.047	17.293	19.969	14.785	129.802	125.905	7	17:05:05.314	52.787			15.131	137.234	129.053
9	17:06:31.114	52.567	17.327	20.176	15.064	129.551	123.360	8	17:05:57.738	52.424			15.023	136.121	126.857
10	17:07:23.963	52.849	17.514	20.244	15.091	127.824	116.709	9	17:06:51.545	53.807			15.468	131.326	129.053
11	17:08:17.303	53.340	17.662	20.639	15.039	125.201	119.835	10	17:07:44.751	53.206			14.960	133.947	130.053
12	17:09:10.697	53.394	17.592	20.719	15.083	124.735	120.480	11	17:08:37.703	52.952			15.066	137.234	128.313
(119) Kristopher DUNCAN															
1	16:59:34.771			20.320	15.127	141.279	128.068	12	17:09:31.315	53.612			15.328	136.121	118.775
2	17:00:28.709	53.938	18.238	20.505	15.195	138.939	128.313	(48) Euan MESTON							
3	17:01:21.759	53.050	17.692	20.249	15.109	138.939	127.581	1	16:59:35.872				15.320		127.339
4	17:02:15.019	53.260	17.777	20.455	15.028	139.808	130.814	2	17:00:30.056	54.184			15.721	135.845	124.044
5	17:03:08.491	53.472	18.029	20.339	15.104	140.392	129.551	3	17:01:25.034	54.978	18.654	20.705	15.619	137.234	125.905
6	17:04:01.388	52.897	17.520	20.328	15.049	135.845	131.070	4	17:02:18.890	53.856			15.510	136.954	125.670
7	17:04:54.777	53.389	17.399	20.377	15.613	138.939	127.098	5	17:03:12.838	53.948			15.386	135.845	128.559
8	17:05:48.970	54.193	17.948	21.107	15.138	138.081	125.670	6	17:04:06.513	53.675	17.851	20.410	15.414	136.121	126.618
9	17:06:41.965	52.995	17.490	20.363	15.142	135.845	128.559	7	17:05:02.068	55.555			15.337	136.954	125.670
10	17:07:35.167	53.202	17.525	20.483	15.194	137.516	130.053	8	17:05:56.284	54.216		20.536	15.603	134.754	123.815
11	17:08:28.417	53.250	17.514	20.540	15.196	136.954	128.068	9	17:06:50.898	54.614			15.417	136.121	124.044
12	17:09:22.688	54.271	17.726	20.881	15.664	133.680	125.435	10	17:07:45.084	54.186			15.415	132.102	127.339
(3) Adrian CLARK															
1	16:59:34.644				15.440	135.025	127.824	11	17:08:39.761	54.677			15.305	135.298	126.380
2	17:00:28.030	53.386	17.756	20.287	15.343	131.584	129.802	12	17:09:34.083	54.322			15.625	136.675	127.098
(7) James LAING															
1	16:59:38.196							1	16:59:38.196				15.648	131.326	127.824
2	17:00:32.915							2	17:00:32.915	54.719	18.474	20.917	15.328	130.053	126.618
3	17:01:26.374							3	17:01:26.374	53.459			15.132	131.584	128.559
4	17:02:20.464							4	17:02:20.464	54.090			15.542	131.584	127.824
5	17:03:14.712							5	17:03:14.712	54.248			15.		

Qualifying Results

KMSC National Motorcycle Racing

KMSC Superbikes & KMSC Clubman

Knockhill 1.267 miles

Race 12a - 1st Race

23/04/2016 16:00

Race (12 Laps) started at 16:58:38

Lap	Time of Day	Lap Tm	S1	S2	S3	S3Spd	SFSpd	Lap	Time of Day	Lap Tm	S1	S2	S3	S3Spd	SFSpd
7	17:05:03.382	54.752			15.481	132.624	127.098	11	17:08:51.344	55.159			15.617	128.559	120.697
8	17:05:57.452	54.070			15.617	133.415	128.313	12	17:09:45.908	54.564			15.408	122.908	122.459
9	17:06:51.785	54.333			15.833	134.215	127.581								
10	17:07:45.760	53.975			15.460	128.805	127.339								
11	17:08:40.303	54.543			15.434	134.754	126.142								
12	17:09:34.527	54.224			15.620	134.754	126.618								
(69) Rodney SCOTT															
1	16:59:38.877				15.892	130.306	127.098								
2	17:00:33.620	54.743			15.352	132.624	120.915	1	16:59:38.804			21.428	15.972	125.201	125.435
3	17:01:28.494	54.874	18.412	20.814	15.648	132.102	130.306	2	17:00:34.419	55.615	18.361	21.457	15.797	123.587	125.435
4	17:02:22.441	53.947	18.237	20.716	14.994	133.415	130.814	3	17:01:29.261	54.842	18.473	20.760	15.609	130.560	126.618
5	17:03:16.784	54.343			15.559	135.298	128.805	4	17:02:24.143	54.882	18.451	20.923	15.508	129.551	128.068
6	17:04:11.286	54.502			15.163	135.025	130.560	5	17:03:19.848	55.705	18.485	21.587	15.633	131.584	126.670
7	17:05:05.335	54.049	17.822	20.879	15.348	134.215	129.053	6	17:04:14.849	55.001	18.568	21.105	15.328	129.302	127.339
8	17:05:59.149	53.814			15.079	135.298	130.560	7	17:05:09.787	54.938	18.589	20.643	15.706	132.624	123.360
9	17:06:53.160	54.011		20.440	15.158	137.516	130.814	8	17:06:06.077	56.290			15.335	131.842	121.352
10	17:07:46.881	53.721			15.448	138.081	131.326	9	17:07:00.260	54.183		20.639	15.381	134.215	122.236
11	17:08:40.782	53.901			15.112	133.947	131.584	10	17:07:54.951	54.691			15.973	131.842	122.459
12	17:09:34.729	53.947			15.631	136.954	128.313	11	17:08:51.700	56.749	18.719	22.309	15.721	120.480	122.236
								12	17:09:46.037	54.337	18.403	20.659	15.275		126.857
(45) Gary HOPKINS															
1	16:59:42.440							1	16:59:42.440			23.210	15.645	131.326	124.968
2	17:00:37.913	55.473	18.597		15.312	126.857	120.265	2	17:00:37.913	55.473	18.597	21.369	15.507	129.053	123.587
3	17:01:32.400	54.487	18.271	20.823	15.312	128.805	122.908	3	17:01:32.400	54.487	18.271	20.823	15.393	131.584	123.815
4	17:02:27.253	54.853			15.561	125.201	121.352	4	17:02:27.253	54.853			15.510	131.070	125.905
5	17:03:21.712	54.459			15.341	128.559	120.265	5	17:03:21.712	54.459		20.823	15.403	134.754	124.968
6	17:04:16.384	54.672	18.171	21.047	15.431	129.053	122.459	6	17:04:16.384	54.672	18.171	21.047	15.454	133.680	125.435
7	17:05:11.186	54.802	18.367	20.876	15.312	128.805	122.908	7	17:05:11.186	54.802	18.367	20.876	15.559	132.362	125.670
8	17:06:07.348	56.162	18.745	21.427	15.561	125.201	121.352	8	17:06:07.348	56.162	18.745	21.427	15.990	133.947	124.968
9	17:07:02.370	55.022			15.341	128.559	120.265	9	17:07:02.370	55.022			15.520	130.814	124.044
10	17:07:57.912	55.542			15.707	128.068	121.133	10	17:07:57.912	55.542			15.596	131.326	124.504
11	17:08:53.591	55.679	18.428	21.238	15.332	125.670	121.352	11	17:08:53.591	55.679	18.428	21.238	16.013	130.814	122.683
12	17:09:48.920	55.329	18.472	21.026	15.329	120.265	119.835	12	17:09:48.920	55.329	18.472	21.026	15.831	131.070	123.360
(33) Graeme BODEL															
1	16:59:39.478				15.427	116.912	121.133	1	16:59:39.478			21.626	15.997	129.802	124.504
2	17:00:35.122	55.644	18.595	21.133	15.413	125.201	118.985	2	17:00:35.122	55.644	18.595	21.133	15.916	129.551	123.360
3	17:01:31.243	56.121	18.283	21.495	15.741	125.201	122.459	3	17:01:31.243	56.121	18.283	21.495	16.343	128.313	124.735
4	17:02:26.660	55.417	18.397	21.277	15.779	127.824	126.618	4	17:02:26.660	55.417	18.397	21.277	15.743	129.551	126.142
5	17:03:22.102	55.442	18.310	21.035	15.779	127.824	126.618	5	17:03:22.102	55.442	18.310	21.035	16.097	129.802	122.908
6	17:04:17.114	55.012	18.210	21.076	15.880	123.587	126.380	6	17:04:17.114	55.012	18.210	21.076	15.726	130.306	124.044
7	17:05:12.196	55.082	18.233	21.057	15.773	128.559	126.618	7	17:05:12.196	55.082	18.233	21.057	15.792	130.053	125.905
8	17:06:08.128	55.932	18.536	21.560	15.878	123.815	124.273	8	17:06:08.128	55.932	18.536	21.560	15.836	130.306	125.670
9	17:07:03.006	54.878	18.251	20.968	15.880	123.587	126.380	9	17:07:03.006	54.878	18.251	20.968	15.659	130.306	124.968
10	17:07:58.342	55.336	18.421	21.245	15.878	123.815	124.273	10	17:07:58.342	55.336	18.421	21.245	15.670	132.362	125.201
11	17:08:54.000	55.658	18.547	21.138	15.617	128.313	126.618	11	17:08:54.000	55.658	18.547	21.138	15.973	130.306	125.905
12	17:09:49.230	55.230	18.306	21.044	15.617	128.313	126.618	12	17:09:49.230	55.230	18.306	21.044	15.880	131.070	124.735
(22) Steven WATSON															
1	16:59:43.570				15.902	125.435	124.044	1	16:59:43.570				16.320	124.044	117.733
2	17:00:41.885	58.315			15.662	125.905	124.968	2	17:00:41.885	58.315			16.180	116.912	116.912
3	17:01:38.683	56.798			15.620	125.435	124.044	3	17:01:38.683	56.798			16.201	124.735	118.356
4	17:02:35.025	56.342			15.902	125.435	124.044	4	17:02:35.025	56.342			15.772	124.504	120.480
5	17:03:32.281	57.256			15.767	130.306	123.360	5	17:03:32.281	57.256			16.149	126.618	118.147
6	17:04:28.716	56.435			16.035	132.362	125.435	6	17:04:28.716	56.435			15.951	126.142	118.147
7	17:05:25.085	56.369			15.759	127.824	126.618	7	17:05:25.085	56.369			15.878	127.339	117.940
8	17:06:21.455	56.370			15.549	132.624	125.670	8	17:06:21.455	56.370			15.777	126.857	119.835
9	17:07:17.775	56.320			15.603	132.624	127.581	9	17:07:17.775	56.320			16.046	126.142	119.196
10	17:08:13.500	55.725			15.834	130.560	123.133	10	17:08:13.500	55.725			15.820	128.313	118.565
11	17:09:09.609	56.109			15.367	134.215	127.581	11	17:09:09.609	56.109			15.578		118.985
(37) Steven PATTERSON															
1	16:59:43.763				15.354	132.886	125.201	1	16:59:43.763			23.665	16.268	126.142	125.201
2	17:00:42.349	58.586	19.250	22.753	15.378	133.680	124.735	2	17:00:42.349	58.586	19.250	22.753	16.583	122.459	123.133
3	17:01:39.089	56.740	19.126	21.750	15.427	116.912	121.133	3	17:01:39.089	56.740	19.126	21.750	15.864	128.068	125.435
4	17:02:35.495	56.406	18.823	21.599	15.741	125.201	122.459	4	17:02:35.495	56.406	18.823	21.599	15.984	129.551	126.142
5	17:03:31.607	56.112	18.760	21.634	15.585	129.551	123.815	5	17:03:31.607	56.112	18.760	21.634	15.718	130.306	124.504
6	17:04:27.700	56.093	18.865	21.265	15.756	125.670	123.815	6	17:04:27.700	56.093	18.865	21.265	15.963	131.842	123.587
7	17:05:24.213	56.513	18.888	21.793	15.822	128.559	126.857	7	17:05:24.213	56.513	18.888	21.793	15.832	127.339	124.273
8	17:06:19.675	55.462	18.722	21.111	15.585	129.551	123.815	8	17:06:19.675	55.462	18.722	21.111	15.629	130.306	125.201
9	17:07:15.887	56.212	18.532	21.585	16.052	126.618	124.504	9	17:07:15.887	56.212	18.532	21.585	16.095	124.504	124.504
10	17:08:12.744	56.857	19.374	21.604	15.756	125.670	123.815	10	17:08:12.744	56.857	19.374	21.604	15.879	126.142	123.133
11	17:09:09.765	57.021	19.323	21.751	16.183	129.802	125.905	11	17:09:09.765	57.021</					



Qualifying Results

KMSC National Motorcycle Racing

KMSC Superbikes & KMSC Clubman

Knockhill 1.267 miles

Race 12a - 1st Race

23/04/2016 16:00

Race (12 Laps) started at 16:58:38

Lap	Time of Day	Lap Tm	S1	S2	S3	S3Spd	SFSpd	Lap	Time of Day	Lap Tm	S1	S2	S3	S3Spd	SFSpd
3	17:01:35.940	57.548	18.815	21.663	17.070	125.435	117.733								
4	17:02:32.755	56.815	18.871	21.916	16.028	126.380	119.835								
5	17:03:29.851	57.096	18.874	22.004	16.218	127.581	121.133								
6	17:04:27.090	57.239	18.871	21.943	16.425	127.339	113.935								
7	17:05:24.529	57.439	19.022	22.089	16.328	128.559	119.196								
8	17:06:21.244	56.715	18.908	21.648	16.159	126.618	117.940								
9	17:07:18.271	57.027	19.405	21.842	15.780	126.618	118.565								
10	17:08:15.514	57.243	19.662	21.503	16.078	126.857	115.903								
11	17:09:12.604	57.090	18.970	21.718	16.402	127.339	119.621								
(43) Steve NICOLL															
1	16:59:44.945				17.008	124.044	119.196								
2	17:00:42.843	57.898			16.632	122.459	122.459								
3	17:01:39.988	57.145			16.319	124.044	117.940								
4	17:02:37.695	57.707			16.622	126.142	115.504								
5	17:03:35.405	57.710			16.591	122.908	116.912								
6	17:04:34.356	58.951			16.896	120.049	113.357								
7	17:05:33.157	58.801			16.692	121.792	116.506								
8	17:06:31.790	58.633			17.114	124.044	116.506								
9	17:07:29.307	57.517			16.423	121.792	117.940								
10	17:08:26.506	57.199			16.248	124.273	117.321								
11	17:09:24.409	57.903			17.193		119.409								
(54) Gordon DUNCAN															
1	16:59:45.761				17.428	115.305	113.935								
2	17:00:43.638	57.877			16.191	125.435	117.321								
3	17:01:42.213	58.575			16.522	122.908	116.103								
4	17:02:40.678	58.465			16.515	121.792	116.304								
5	17:03:39.413	58.735			16.509	124.044	116.103								
6	17:04:38.488	59.075			16.954	120.265	111.290								
7	17:05:38.203	59.715			16.909	120.915	115.703								
8	17:06:37.096	58.893			16.702	121.572	115.703								
9	17:07:35.414	58.318			16.290		114.518								
10	17:08:33.551	58.137			16.533	122.683	114.910								
11	17:09:33.112	59.561			16.824	119.835	115.504								
(71) Gavin JONES															
1	16:59:40.848				16.510	129.551	125.435								
2	17:00:37.059	56.211			15.953	131.070	125.435								
3	17:01:32.645	55.586			15.954	131.584	125.435								
4	17:02:28.089	55.444			15.740	129.302	125.435								
5	17:03:23.062	54.973			15.758	130.306	124.735								
6	17:04:17.872	54.810			15.647	132.624	124.735								
7	17:05:12.783	54.911			15.867	132.102	124.735								
8	17:06:09.289	56.506			15.781	131.842	123.815								
9	17:07:08.481	59.192			19.909	132.102	47.459								
(12) Gordon McDONALD															
1	16:59:46.661				17.125	116.506	120.915								
2	17:00:47.853	1:01.192			17.168	113.166	120.697								
3	17:01:47.131	59.278			16.467	110.374	120.480								
4	17:02:46.816	59.685			16.636	114.714	120.049								
5	17:03:45.897	59.081			16.284	118.985	119.409								
6	17:04:45.846	59.949			16.721	112.976	116.103								
7	17:05:44.587	58.741			16.524	115.107	120.697								
8	17:06:44.029	59.442			16.749	105.848	118.565								
9	17:07:43.464	59.435			16.464	115.305	118.147								
10	17:08:42.687	59.223			16.149	116.304	119.835								
11	17:09:41.560	58.873			16.336	117.321	122.459								
(36) Craig MARTIN															
1	16:59:47.352				17.157	113.742	113.549								
2	17:00:48.272	1:00.920			16.984	113.935	111.105								
3	17:01:50.082	1:01.810			17.240	111.846	112.033								
4	17:02:50.785	1:00.703			16.817	113.935	112.033								
5	17:03:50.417	59.632			17.262	111.290	111.660								
6	17:04:50.462	1:00.045			16.995	115.305	108.413								
7	17:05:49.055	58.593			16.671	113.742	110.012								
8	17:06:47.738	58.683			16.740	114.323	110.922								
9	17:07:46.818	59.080			16.906	114.323	112.408								
10	17:08:45.802	58.984			16.915		110.012								
11	17:09:44.105	58.303			16.473		113.935								
(32) Sean REID															
1	16:59:46.513		24.016		17.518	119.196	120.049								
2	17:00:47.668	1:01.155	20.378	23.295	17.482	118.775	113.166								
3	17:01:49.566	1:01.898	21.019	23.430	17.449	114.910	117.733								
4	17:02:51.175	1:01.609	20.755	23.467	17.387	114.714	120.265								
5	17:03:51.830	1:00.655	20.054	23.182	17.419	116.506	117.940								
6	17:04:52.251	1:00.421	20.251	22.957	17.213	120.480	118.147								
7	17:05:52.450	1:00.199	20.298	22.556	17.345	121.133	119.409								
8	17:06:52.547	1:00.097	19.826	23.008	17.263	118.775	117.321								
9	17:07:53.692	1:01.145	20.149	23.271	17.725	116.103	116.103								
10	17:08:54.779	1:01.087	20.253	23.456	17.378	120.697	120.049								
11	17:09:55.451	1:00.672	20.073	23.400	17.199	120.480	120.049								

Clerk of the Course :

Sig : Time :

Chief Timekeeper : Ian Sharp (SMART Timing)

Results available at www.mylaps.com and www.smart-timing.co.uk

Orbits



KMSC National Motorcycle Racing

Lapchart

KMSC Superbikes & KMSC Clubman

Knockhill 1.267 miles

Race 12a - 1st Race

23/04/2016 16:00

Race (12 Laps) started at 16:58:38

Competitors	Laps											
	1	2	3	4	5	6	7	8	9	10	11	12
Michael ROBERTSON (99)	1	99	99	99	99	99	99	99	99	99	99	99
John DEAN (34)	2	34	34	34	34	34	34	34	34	34	34	34
Paul WISHART (68)	3	68	68	68	68	179	179	179	179	179	179	179
Andrew TASKER (179)	4	179	179	179	179	68	68	68	68	68	68	68
Adrian CLARK (3)	5	3	3	3	3	119	119	119	119	119	119	119
Kristopher DUNCAN (119)	6	119	119	119	3	3	3	3	3	3	3	3
Euan MESTON (48)	7	48	48	47	47	47	47	47	47	47	47	47
Alan BRYCE (47)	8	47	47	48	48	48	48	48	79	79	79	79
George SPENCE (46)	9	46	7	7	7	7	7	79	48	55	55	55
James LAING (7)	10	7	46	46	69	69	79	79	7	55	48	48
Richard HUGHES (11)	11	11	11	11	46	79	69	55	55	7	7	7
Des BURNS (67)	12	67	69	69	11	46	55	69	69	69	69	69
Rodney SCOTT (69)	13	69	79	79	79	11	46	17	17	17	17	17
Graeme BODEL (33)	14	33	67	67	67	55	11	11	11	11	11	11
Bruce BIRNIE (79)	15	79	33	4	55	67	17	46	63	63	63	63
Daniel MacLEAN (4)	16	4	4	17	17	17	67	67	67	67	4	4
Kenny PATERSON (63)	17	63	17	55	4	4	63	63	4	4	4	67
Gavin JONES (71)	18	71	63	63	63	4	4	45	45	45	45	45
Angus MEARNES (17)	19	17	55	33	33	45	45	45	33	33	33	33
Donald MacFADYEN (55)	20	55	71	45	45	33	33	33	71	71	37	22
Ben WARMINGTON (151)	21	151	45	71	71	71	71	46	37	22	37	37
Gary HOPKINS (45)	22	45	151	151	151	151	37	37	22	151	151	151
Steven WATSON (22)	23	22	22	22	22	37	37	151	151	151	43	43
Steven PATTERSON (37)	24	37	37	37	37	22	22	22	22	43	54	54
Steve NICOLL (43)	25	43	43	43	43	43	43	43	43	54	12	12
Gordon DUNCAN (54)	26	54	54	54	54	54	54	54	12	36	36	36
Sean REID (32)	27	32	32	12	12	12	12	12	12	36	32	32
Gordon McDONALD (12)	28	12	12	32	36	36	36	36	36	32	6	6
Craig MARTIN (36)	29	36	36	6	32	32	32	32	32	6	265	265
Calum MacLEAN (6)	30	6	6	36	6	6	6	6	6	6	265	265
Ricky BUCHANAN (265)	31	265	265	265	265	265	265	265	265	265	265	265

Margin of Victory	Avg. Speed	Best Lap Tm	Best Speed	Best Lap by
3.707	88.020	51.135	89.197	99 - Michael ROBERTSON

Clerk of the Course :

Orbits

Sig : Time :
 Chief Timekeeper : Ian Sharp (SMART Timing)
 Results available at www.mylaps.com and www.smart-timing.co.uk



KMSC National Motorcycle Racing

KMSC Superbikes & KMSC Clubman

Knockhill 1.267 miles

Race 21 - 2nd Race

24/04/2016 11:30

Race (10 Laps) started at 11:28:23

POLE POSITION

1	1 99 Michael ROBERTSON	2 34 John DEAN	3 179 Andrew TASKER
2	4 68 Paul WISHART	5 119 Kristopher DUNCAN	6 3 Adrian CLARK
3	7 47 Alan BRYCE	8 79 Bruce BIRNIE	9 55 Donald MacFADYEN
4	10 48 Euan MESTON	11 7 James LAING	12 69 Rodney SCOTT
5	13 17 Angus MEARNES	14 11 Richard HUGHES	15 63 Kenny PATERSON
6	16 4 Daniel MacLEAN	17 67 Des BURNS	18 45 Gary HOPKINS
7	19 33 Graeme BODEL	20 22 Steven WATSON	21 37 Steven PATTERSON
8	22 151 Ben WARMINGTON	23 43 Steve NICOLL	24 54 Gordon DUNCAN
9	25 12 Gordon McDONALD	26 36 Craig MARTIN	27 32 Sean REID
10	28 6 Calum MacLEAN	29 265 Ricky BUCHANAN	30 71 Gavin JONES

Clerk of the Course :

Sig : Time :

Chief Timekeeper : Ian Sharp (SMART Timing)

Results available at www.mylaps.com and www.smart-timing.co.uk

Printed: 25/04/2016 18:26:37

Orbits



KMSC National Motorcycle Racing

KMSC Superbikes & KMSC Clubman

Knockhill 1.267 miles


Race 21 - 2nd Race

24/04/2016 11:30

Race (10 Laps) started at 11:28:23

11

31



Clerk of the Course :

Sig : Time :

Chief Timekeeper : Ian Sharp (SMART Timing)

Results available at www.mylaps.com and www.smart-timing.co.uk

Printed: 25/04/2016 18:26:37

Orbits



Race Results

KMSC National Motorcycle Racing

Sorted on Laps

KMSC 125's

Knockhill 1.267 miles

Race 14 - 2nd Race

23/04/2016 16:15

Race (10 Laps) started at 17:14:58

Pos	No.	Name	Make/Model	CC	Class	Laps	Total Tm	Diff	Best Tm	In Lap	Best Speed
1	9	Rishon HICKEY	Aprilia	RS125	F125	10	10:47.668		1:04.026	5	71.238
2	27	James McLAREN	Aprilia	RS125	F125	9	10:07.077	1 Lap	1:06.580	3	68.505
3	88	Lewis NICOL	Aprilia	RS125	F125	9	10:29.682	1 Lap	1:09.253	3	65.861
4	47	Joel BAVIDGE	Aprilia	RS125	F125	9	10:52.784	1 Lap	1:11.156	7	64.100
5	8	Cameron McPHERSON	Aprilia	RS125	F125	9	10:59.479	1 Lap	1:12.152	4	63.215
6	44	Murray PATTISON	Aprilia	125	F125	8	10:39.262	2 Laps	1:17.955	7	58.509
Not classified											
DNF	127	Josh HODGE	KTM	Moto 3	F125	10	10:03.212	DNF	59.327	9	76.881
DNF	12	Jordan GILL	KTM	RC390	F125	10	10:50.786	DNF	1:04.223	5	71.020
DNS	16	Mia KELLAS	Aprilia	RS125	F125			DNS		0	-
DNS	23	Keirin KELLAS	Aprilia	RS125	F125			DNS		0	-

Margin of Victory	Avg. Speed	Best Lap Tm	Best Speed	Best Lap by
1 Lap	70.423	1:04.026	71.238	9 - Rishon HICKEY

Clerk of the Course :

Orbits

Sig : Time :

Chief Timekeeper : Ian Sharp (SMART Timing)

www.mylaps.com

Results available at www.mylaps.com and www.smart-timing.co.uk

Licensed to: SMART Timing

Qualifying Results

KMSC National Motorcycle Racing

KMSC 125's

Knockhill 1.267 miles

Race 14 - 2nd Race

23/04/2016 16:15

Race (10 Laps) started at 17:14:58

Lap	Time of Day	Lap Tm	S1	S2	S3	S3Spd	SFSpd	Lap	Time of Day	Lap Tm	S1	S2	S3	S3Spd	SFSpd
(9) Rishon HICKEY															
1	17:16:05.290				18.747			7	17:22:01.732	1:00.113	19.834	22.801	17.478	108.064	102.768
2	17:17:10.751	1:05.461			18.891	83.054		8	17:23:02.390	1:00.658	20.456	23.140	17.062	107.890	103.882
3	17:18:15.338	1:04.587			19.001	80.465		9	17:24:01.717	59.327	19.684	22.713	16.930	108.413	103.721
4	17:19:19.667	1:04.329			18.621	83.157		10	17:25:01.221	59.504	19.651	22.901	16.952	108.588	102.298
5	17:20:23.693	1:04.026			18.880	83.989		(12) Jordan GILL							
6	17:21:27.891	1:04.198			18.684	83.157		1	17:16:05.679			24.719	19.305	88.649	86.814
7	17:22:32.331	1:04.440			19.347	79.985		2	17:17:11.593	1:05.914	21.715	24.643	19.556	88.183	84.306
8	17:23:36.762	1:04.431			18.811	82.442		3	17:18:16.174	1:04.581	21.358	24.181	19.042	90.198	86.590
9	17:24:41.108	1:04.346			18.784	83.260		4	17:19:20.791	1:04.617	21.139	24.372	19.106	90.442	86.702
10	17:25:45.677	1:04.569			19.105	82.139		5	17:20:25.014	1:04.223	20.933	24.324	18.966	90.198	86.368
(27) James McLAREN															
1	17:16:09.790				20.045	76.782		6	17:21:30.418	1:05.404	21.786	24.516	19.102	89.957	86.146
2	17:17:17.264	1:07.474			19.593	75.657		7	17:22:35.119	1:04.701	21.138	24.571	18.992	89.716	86.035
3	17:18:23.844	1:06.580			19.690	74.813		8	17:23:39.751	1:04.632	21.187	24.397	19.048	89.957	85.925
4	17:19:30.772	1:06.928			19.791	75.828		9	17:24:44.043	1:04.292	20.907	24.405	18.980	90.442	86.035
5	17:20:37.693	1:06.921			19.882	75.064		10	17:25:48.795	1:04.752	21.017	24.587	19.148	89.957	86.590
6	17:21:44.670	1:06.977			19.814	75.914		(88) Lewis NICOL							
7	17:22:51.680	1:07.010			19.855	74.813		1	17:16:09.211			20.055	86.035	80.465	
8	17:23:58.281	1:06.601			19.733	75.572		2	17:17:20.859	1:11.648		20.194	83.467	79.985	
9	17:25:05.086	1:06.805			19.808	75.572		3	17:18:30.112	1:09.253		20.513	85.596	79.700	
(47) Joel BAVIDGE															
1	17:16:13.902				21.114	77.851	75.233	4	17:19:39.610	1:09.498		20.398	85.815	79.795	
2	17:17:28.072	1:14.170			22.138	77.224	73.422	5	17:20:49.328	1:09.718		20.271	85.054	79.700	
3	17:18:40.030	1:11.958			20.876	78.765	74.813	6	17:21:59.324	1:09.996		20.330	84.839	79.417	
4	17:19:51.912	1:11.882			21.155	77.135	74.399	7	17:23:08.768	1:09.444		20.302	85.706	79.323	
5	17:21:04.521	1:12.609			20.857	77.224	75.317	8	17:24:18.289	1:09.521		20.418	85.706	79.511	
6	17:22:16.046	1:11.525			20.632	78.580	74.647	9	17:25:27.691	1:09.402		20.388	85.270	79.136	
7	17:23:27.202	1:11.156			20.512	79.417	75.064	(8) Cameron McPHERSON							
8	17:24:39.430	1:12.228			21.054	78.857	74.152	1	17:16:15.082			21.792	66.707		
9	17:25:50.793	1:11.363			20.517	79.417	75.742	2	17:17:27.609	1:12.527		21.395	66.774		
(44) Murray PATTISON															
1	17:16:23.324				23.654	72.627	67.854	3	17:18:40.766	1:13.157		21.025	67.854		
2	17:17:43.055	1:19.731			23.105	73.502	67.854	4	17:19:52.918	1:12.152		21.358	67.242		
3	17:19:02.317	1:19.262			23.202	73.826	68.617	5	17:21:06.446	1:13.528		22.064	65.280		
4	17:20:21.585	1:19.268			23.586	73.907	66.443	6	17:22:19.227	1:12.781		21.508	65.921		
5	17:21:41.112	1:19.527			22.981	74.316	68.547	7	17:23:31.684	1:12.457		21.507	65.986		
6	17:23:00.948	1:19.836			23.103	74.399	68.338	8	17:24:44.911	1:13.227		21.658	65.280		
7	17:24:18.903	1:17.955			22.470	75.657	67.991	9	17:25:57.488	1:12.577		21.643	65.153		
8	17:25:37.271	1:18.368			22.919	75.233	67.649	(127) Josh HODGE							
1	17:16:00.631				23.204	17.212	107.717	103.242	1	17:16:00.631					
2	17:17:00.473	59.842	19.674	23.953	17.215	107.201	103.721	2	17:17:00.473	59.842	19.674	23.953	17.215	107.201	103.721
3	17:18:00.481	1:00.008			17.168	107.372	103.402	3	17:18:00.481	1:00.008					
4	17:19:00.731	1:00.250		23.011	17.491	106.689	102.926	4	17:19:00.731	1:00.250					
5	17:20:01.154	1:00.423	19.925	23.004	17.494	107.890	102.454	5	17:20:01.154	1:00.423	19.925	23.004	17.494	107.890	102.454
6	17:21:01.619	1:00.465	20.004	23.104	17.357	105.848	103.084	6	17:21:01.619	1:00.465	20.004	23.104	17.357	105.848	103.084

Clerk of the Course :

Sig : Time :

Chief Timekeeper : Ian Sharp (SMART Timing)

 Results available at www.mylaps.com and www.smart-timing.co.uk

Orbits



KMSC National Motorcycle Racing

Lapchart

KMSC 125's

Knockhill 1.267 miles

Race 14 - 2nd Race

23/04/2016 16:15

Race (10 Laps) started at 17:14:58

Competitors	Laps									
	1	2	3	4	5	6	7	8	9	10
Josh HODGE (127)	127	127	127	127	127	127	127	127	127	127
Rishon HICKEY (9)	9	9	9	9	9	9	9	9	9	9
Jordan GILL (12)	12	12	12	12	12	12	12	12	12	12
Lewis NICOL (88)	88	27	27	27	27	27	27	27	27	
James McLAREN (27)	27	88	88	88	88	88	88	88	88	
Joel BAVIDGE (47)	47	8	47	47	47	47	47	47	47	
Cameron McPHERSON (8)	8	47	8	8	8	8	8	8	8	
Murray PATTISON (44)	44	44	44	44	44	44	44	44		
-										
-										

Margin of Victory	Avg. Speed	Best Lap Tm	Best Speed	Best Lap by
1 Lap	70.423	1:04.026	71.238	9 - Rishon HICKEY

Clerk of the Course :

Orbits

Sig : Time :
 Chief Timekeeper : Ian Sharp (SMART Timing)
 Results available at www.mylaps.com and www.smart-timing.co.uk



KMSC National Motorcycle Racing

KMSC 125's

Knockhill 1.267 miles

Race 22 - 3rd Race

24/04/2016 11:45

Race (10 Laps) started at 11:42:53

POLE POSITION

1	1 127 Josh HODGE	2 9 Rishon HICKEY	3 12 Jordan GILL
2	4 27 James McLAREN	5 88 Lewis NICOL	6 47 Joel BAVIDGE
3	7 8 Cameron McPHERSON	8 44 Murray PATTISON	9 16 Mia KELLAS
4	10 23 Keirin KELLAS		

Clerk of the Course :

Sig : Time :

Chief Timekeeper : Ian Sharp (SMART Timing)

Results available at www.mylaps.com and www.smart-timing.co.uk

Orbits



Race Results

KMSC National Motorcycle Racing

Sorted on Laps

Novice Races

Knockhill 1.267 miles

Race 15 - 1st Race

23/04/2016 16:30

Race (8 Laps) started at 17:31:41

Pos	No.	Name	Make/Model	CC	Class	Laps	Total Tm	Diff	Best Tm	In Lap	Best Speed
1	4	Daniel MacLEAN	Kawasaki	ZX10R	C	8	7:20.585		53.955	7	84.535
2	45	Gary HOPKINS	Yamaha	R1M	C	8	7:21.831	1.246	54.179	3	84.186
3	22	Steven WATSON	Suzuki	GSXR750	C	8	7:28.943	8.358	55.141	4	82.717
4	75	Charlie BUNYAN	Yamaha	R6 600	S6	8	7:29.661	9.076	55.183	3	82.654
5	88	Brian MARR	Yamaha	R6 600	PI6	8	7:39.998	19.413	55.581	5	82.062
6	15	Jon DICKIE	Yamaha	R6 600	PI6	8	7:42.049	21.464	56.379	3	80.901
7	12	Gordon McDONALD	Honda	CBR1000	C	8	7:47.756	27.171	57.225	3	79.705
8	9	Keith HOUGHTON	Honda	CBR 600	S6	8	7:51.153	30.568	56.980	4	80.047
9	102	Greame KERR	Suzuki	GSXR 600	S6	8	7:53.920	33.335	57.575	3	79.220
10	26	Alan McGREGOR	Yamaha	R6	PI6	8	7:58.252	37.667	57.200	7	79.739
11	199	Ross WATTS	Yamaha	YZF R6 600	PI6	8	7:58.931	38.346	58.402	4	78.098
12	87	Steven ALLISON	Kawasaki	ZX6R 600	S6	8	8:01.210	40.625	57.939	8	78.722
13	36	Craig MARTIN	Honda	CBR900 RR-Y	C	8	8:04.449	43.864	58.260	7	78.289
14	58	Barry STEWART	Yamaha	R6 600	S6	8	8:09.121	48.536	59.225	7	77.013
15	129	Martin HERRIOT	Yamaha	R6 600	PI6	8	8:10.451	49.866	59.480	5	76.683
16	6	Calum MacLEAN	Suzuki	GSXR1000	C	8	8:17.707	57.122	1:00.426	7	75.482
17	94	Darren CRAIGMILE	Yamaha	R6 600	PI6	8	8:17.989	57.404	1:00.982	4	74.794
18	17	Roddy MacLEOD	Suzuki	GSXR 600 K7	S6	8	8:18.373	57.788	1:00.449	4	75.454
19	29	Eric UTTERSON	Suzuki	SV650	SL	8	8:22.451	1:01.866	1:01.090	4	74.662
20	134	Kenneth THIRLWALL	Kawasaki	ER6	SL	7	7:28.883	1 Lap	1:01.721	7	73.899
21	888	Joe CAIRNEY	Honda	CBR6	PI6	7	7:57.138	1 Lap	1:06.239	2	68.858
22	333	Peter DOLAN	Honda	CB500	PC	7	8:12.031	1 Lap	1:08.639	2	66.450

Not classified

DNF	72	Peter DUNCAN	Triumph	675R	S6	6	6:02.308	DNF	57.903	4	78.771
DNF	35	Kevin GILES	Kawasaki	ZX6R 600	S6	1	1:31.180	DNF		0	-
DNS	25	Andrew KIRKWOOD	Honda	CB500	PC			DNS		0	-

Margin of Victory	Avg. Speed	Best Lap Tm	Best Speed	Best Lap by
1.246	82.819	53.955	84.535	4 - Daniel MacLEAN

Clerk of the Course :

Orbits

Sig : Time :

Chief Timekeeper : Ian Sharp (SMART Timing)

www.mylaps.com

Results available at www.mylaps.com and www.smart-timing.co.uk

Licensed to: SMART Timing

Qualifying Results

KMSC National Motorcycle Racing

Novice Races

Race 15 - 1st Race

Race (8 Laps) started at 17:31:41

Knockhill 1.267 miles

23/04/2016 16:30

Lap	Time of Day	Lap Tm	S1	S2	S3	S3Spd	SFSpd	Lap	Time of Day	Lap Tm	S1	S2	S3	S3Spd	SFSpd
(4) Daniel MacLEAN															
1	17:32:40.632				15.909	117.733	122.683	3	17:34:43.957	58.204	19.313	22.469	16.422	120.265	115.504
2	17:33:35.490	54.858			15.450	124.735	123.360	4	17:35:40.937	56.980	18.906	21.982	16.092	122.459	115.504
3	17:34:29.701	54.211			15.547	128.068	123.133	5	17:36:38.581	57.644	19.246	22.223	16.175	121.352	114.714
4	17:35:23.996	54.295			15.510	124.044	124.273	6	17:37:36.462	57.881	19.234	22.235	16.412	121.572	113.549
5	17:36:18.900	54.904			15.352	125.435	125.905	7	17:38:34.240	57.778	19.639	21.909	16.230	120.697	114.910
6	17:37:14.252	55.352			15.482	120.480	124.504	8	17:39:33.052	58.812	19.382	23.105	16.325	120.265	115.107
7	17:38:08.207	53.955			15.436	129.302	121.572	(102) Greame KERR							
8	17:39:02.484	54.277			15.426	129.551	122.459	1	17:32:46.273				17.901	116.709	112.786
(45) Gary HOPKINS															
1	17:32:40.719			21.216	15.633	129.053	123.815	2	17:33:45.500	59.227			16.676	115.903	113.935
2	17:33:35.106	54.387	18.261	20.734	15.392	131.584	123.587	3	17:34:43.075	57.575			16.677	118.565	112.597
3	17:34:29.285	54.179	17.963	20.784	15.432	131.326	124.735	4	17:35:41.412	58.337			16.842	112.786	112.597
4	17:35:23.590	54.305	18.017	20.834	15.454	132.102	124.044	5	17:36:39.538	58.126			16.809	119.835	111.105
5	17:36:18.635	55.045	18.333	21.279	15.433	130.560	124.968	6	17:37:37.670	58.132			16.851	118.147	110.922
6	17:37:14.011	55.376	18.130	21.684	15.562	130.814	123.815	7	17:38:36.536	58.866			17.213	116.709	112.033
7	17:38:09.168	55.157	18.657	20.809	15.691	132.102	122.908	8	17:39:35.819	59.283			17.059	113.742	112.033
8	17:39:03.730	54.562	18.162	20.944	15.456	132.362	123.587	(26) Alan McGREGOR							
(22) Steven WATSON															
1	17:32:41.192				15.877	126.380	120.049	1	17:32:51.379			24.345	16.868	120.265	113.935
2	17:33:36.697	55.505			15.752	128.313	118.985	2	17:33:50.982	59.603	20.415	22.385	16.803	122.014	110.739
3	17:34:31.902	55.205			15.488	126.618	120.697	3	17:34:52.369	1:01.387	20.863	23.251	17.273	116.709	113.357
4	17:35:27.043	55.141			15.604	127.581	120.049	4	17:35:50.349	57.980	19.235	22.468	16.277	118.985	113.549
5	17:36:22.739	55.696			15.864	128.313	120.265	5	17:36:48.270	57.921	19.307	22.227	16.387	117.526	114.518
6	17:37:18.878	56.139			15.569	127.098	118.565	6	17:37:45.555	57.285	19.090	22.038	16.157	120.265	113.742
7	17:38:14.976	56.098			15.555	128.068	120.697	7	17:38:42.755	57.200	19.125	21.926	16.149	120.265	113.357
8	17:39:10.842	55.866	18.868	21.379	15.619	125.201	118.147	8	17:39:40.151	57.396	19.151	22.066	16.179	120.480	108.764
(75) Charlie BUNYAN															
1	17:32:41.985				16.114	122.014	115.903	(199) Ross WATTS							
2	17:33:37.655	55.670			15.750	124.968	116.304	1	17:32:46.802			23.217	18.022	113.357	104.043
3	17:34:32.838	55.183			15.601	124.735	117.940	2	17:33:46.786	59.984			16.909	112.408	105.848
4	17:35:28.169	55.331			15.699	123.360	117.116	3	17:34:45.426	58.640			16.763	113.549	105.349
5	17:36:23.554	55.385			15.886		117.321	4	17:35:43.828	58.402			16.991	112.597	104.692
6	17:37:19.426	55.872			15.736	125.905	116.304	5	17:36:42.767	58.939	19.480	22.519	16.940	112.976	106.015
7	17:38:14.838	55.412	18.347	21.384	15.681	124.044	116.709	6	17:37:41.981	59.214			17.054	113.357	105.681
8	17:39:11.560	56.722			16.403	123.133	112.408	7	17:38:41.608	59.627			17.004	107.544	105.848
(88) Brian MARR															
1	17:32:48.092		23.354		15.931	116.304	112.597	8	17:39:40.830	59.222			17.039	112.408	104.692
2	17:33:45.110	57.018	18.909	22.103	16.006	117.321	112.220	(87) Steven ALLISON							
3	17:34:40.917	55.807	18.315	21.665	15.827	118.147	111.660	1	17:32:50.378			23.671	16.962		114.910
4	17:35:36.855	55.938			15.904	118.775	113.357	2	17:33:50.436	1:00.058	20.438	22.692	16.928		115.107
5	17:36:32.436	55.581		21.447	15.694	118.775	111.290	3	17:34:51.367	1:00.931	20.952	23.130	16.849		115.305
6	17:37:28.832	56.396			15.968	117.940	110.556	4	17:35:49.865	58.498	19.542	22.346	16.610		114.129
7	17:38:25.701	56.869			15.750	117.733	111.846	5	17:36:48.152	58.287	19.239	22.196	16.852		113.935
8	17:39:21.897	56.196			15.959	115.504	112.033	6	17:37:46.172	58.020	19.556	22.086	16.378	119.196	114.910
(15) Jon DICKIE															
1	17:32:45.932				16.810	117.940	112.597	7	17:38:45.170	58.998	19.052	22.620	17.326		111.660
2	17:33:43.195	57.263			16.324	118.565	112.597	8	17:39:43.109	57.939	19.238	22.015	16.686		113.166
3	17:34:39.574	56.379			15.799	118.985	113.935	(36) Craig MARTIN							
4	17:35:36.241	56.667			15.930	121.792	112.597	1	17:32:51.210				17.082	116.912	113.935
5	17:36:32.659	56.418			16.079	118.147	114.714	2	17:33:50.860	59.650			16.893	116.709	113.549
6	17:37:29.040	56.381			15.852	120.697	113.742	3	17:34:52.163	1:01.303			17.472	116.709	113.166
7	17:38:25.936	56.896			16.140	116.506	113.549	4	17:35:51.403	59.240			16.749	115.703	113.935
8	17:39:23.948	58.012			17.649	119.409	111.290	5	17:36:50.362	58.959	19.695	22.275	16.989	118.147	107.717
(12) Gordon McDONALD															
1	17:32:43.275				15.966	123.587	121.352	6	17:37:49.746	59.384			17.581	118.775	110.193
2	17:33:41.029	57.754			15.880	121.572	123.587	7	17:38:48.006	58.260		22.505	16.520	116.912	113.935
3	17:34:38.254	57.225			15.853	124.735	120.915	8	17:39:46.348	58.342	19.228	22.306	16.808	112.597	111.290
4	17:35:36.361	58.107			16.257	122.459	117.526	(58) Barry STEWART							
5	17:36:34.705	58.344			16.173	124.735	122.908	1	17:32:49.787				17.273	119.835	112.976
6	17:37:32.908	58.203			16.250	120.915	122.459	2	17:33:50.663	1:00.876	20.662	22.780	17.434	117.940	112.786
7	17:38:31.292	58.384			16.451	123.815	119.196	3	17:34:52.131	1:01.468	20.391	23.216	17.861	120.265	112.408
8	17:39:29.655	58.363			16.215	121.352	118.775	4	17:35:51.597	59.466	19.643	22.533	17.290	118.565	112.408
(9) Keith HOUGHTON															
1	17:32:46.698		22.599		17.436	113.549	114.518	5	17:36:51.092	59.495	19.884	22.610	17.001	120.915	113.357
2	17:33:45.753	59.055	19.530	22.768	16.757	115.903	114.518	6	17:37:50.637	59.545	19.866	22.924	16.755	116.506	112.976
(129) Martin HERRIOT															
1	17:32:49.802							7	17:38:49.862	59.225	19.508	22.773	16.944	117.321	112.976
2	17:33:50.421							8	17:39:51.020	1:01.158	19.949	23.374	17.835	112.408	111.660
3	17:34:51.285							(29) Barry STEWART							
4	17:35:51.211							1	17:32:49.787				17.273	119.835	112.976
5	17:36:50.691							2	17:33:50.663	1:00.876	20.662	22.780	17.434	117.940	112.786
6	17:37:50.873							3	17:34:52.131	1:01.468	20.391	23.216	17.861	120.265	112.408
(9) Keith HOUGHTON															
1	17:32:46.698		22.599		17.436	113.549	114.518	4	17:35:51.211	59.926			17.159	116.304	112.033
2	17:33:45.753	59.055	19.530	22.768	16.757	115.903	114.518	5	17:36:50.691	59.480			16.864	119.409	112.976
(9) Keith HOUGHTON															
1	17:32:46.698		22.599		17.436	113.549	114.518	6	17:37:50.873	1:00.182			16.998	116.912	113.742

Clerk of the Course :

Orbits

Sig : Time :

Chief Timekeeper : Ian Sharp (SMART Timing)

Results available at www.mylaps.com and www.smart-timing.co.uk



Qualifying Results

KMSC National Motorcycle Racing

Novice Races

Knockhill 1.267 miles

Race 15 - 1st Race

23/04/2016 16:30

Race (8 Laps) started at 17:31:41

Lap	Time of Day	Lap Tm	S1	S2	S3	S3Spd	SFSpd	Lap	Time of Day	Lap Tm	S1	S2	S3	S3Spd	SFSpd
7	17:38:51.345	1:00.472			17.315	117.526	112.033	4	17:35:40.293	57.903			16.736	118.985	107.372
8	17:39:52.350	1:01.005			17.597	114.518	111.846	5	17:36:39.501	59.208			17.191	120.049	112.408
								6	17:37:44.207	1:04.706			22.329	111.105	32.232

(6) Calum MacLEAN

1	17:32:53.241			24.725	17.923	116.709	119.196
2	17:33:54.202	1:00.961	20.304	23.601	17.056	117.526	120.915
3	17:34:54.847	1:00.645	20.001	23.330	17.314	118.565	117.940
4	17:35:55.848	1:01.001	20.338	23.398	17.265	119.835	118.775
5	17:36:56.926	1:01.078	19.882	23.428	17.768	117.940	117.940
6	17:37:57.998	1:01.072	20.275	23.348	17.449	116.304	121.133
7	17:38:58.424	1:00.426	20.082	23.235	17.109	117.940	120.049
8	17:39:59.606	1:01.182	19.655	23.022	18.505	111.846	116.103

(35) Kevin GILES

1	17:33:13.079							25.944	98.111	31.699
---	--------------	--	--	--	--	--	--	--------	--------	--------

(94) Darren CRAIGMILE

1	17:32:48.720				17.019	112.597	106.183
2	17:33:50.077	1:01.357			17.115	111.660	106.689
3	17:34:52.524	1:02.447			18.452	112.220	105.515
4	17:35:53.506	1:00.982			17.261	113.742	105.020
5	17:36:54.885	1:01.379			17.444	112.408	105.184
6	17:37:56.522	1:01.637			17.400	112.408	105.184
7	17:38:58.071	1:01.549			17.353	110.556	105.515
8	17:39:59.888	1:01.817			17.822	111.474	105.184

(17) Roddy MacLEOD

1	17:32:52.603				17.993	112.408	112.597
2	17:33:54.422	1:01.819			17.602	115.903	113.742
3	17:34:55.708	1:01.286			17.408	116.506	111.660
4	17:35:56.157	1:00.449			16.980	116.506	114.129
5	17:36:57.172	1:01.015			17.428	112.408	112.976
6	17:37:58.448	1:01.276			17.373	112.976	113.166
7	17:38:59.298	1:00.850			17.051	116.103	112.033
8	17:40:00.272	1:00.974			17.563	113.742	112.786

(29) Eric UTTERSON

1	17:32:50.988				17.532	109.118	104.043
2	17:33:52.525	1:01.537			17.579	109.118	97.540
3	17:34:53.918	1:01.393			17.440	108.588	101.066
4	17:35:55.008	1:01.090			17.808	109.296	101.371
5	17:36:57.757	1:02.749			18.021	108.764	102.926
6	17:37:59.564	1:01.807			17.551	107.372	102.298
7	17:39:01.452	1:01.888			17.598	107.030	102.298
8	17:40:04.350	1:02.898			17.998	105.848	101.524

(134) Kenneth THIRLWALL

1	17:32:54.053				17.702	111.105	107.372
2	17:33:57.587	1:03.534			17.495	108.588	106.351
3	17:35:01.393	1:03.806	21.565	24.619	17.622	108.413	104.204
4	17:36:03.926	1:02.533	20.833	24.056	17.644	108.064	105.681
5	17:37:06.313	1:02.387			17.504	108.941	103.721
6	17:38:09.061	1:02.748		24.230	17.531	106.689	105.349
7	17:39:10.782	1:01.721	20.588	23.895	17.238	108.238	105.848

(888) Joe CAIRNEY

1	17:32:56.536				19.333		103.882
2	17:34:02.775	1:06.239			19.350		97.540
3	17:35:09.646	1:06.871			19.254		100.611
4	17:36:17.246	1:07.600			19.567		99.125
5	17:37:24.611	1:07.365			19.225		101.524
6	17:38:31.282	1:06.671			19.136		103.721
7	17:39:39.037	1:07.755			19.936		99.272

(333) Peter DOLAN

1	17:32:58.021			26.751	19.318	92.308	87.266
2	17:34:06.660	1:08.639			19.960	89.120	85.815
3	17:35:15.578	1:08.918	22.498	26.694	19.726	88.299	85.270
4	17:36:24.973	1:09.395			20.329	89.836	86.702
5	17:37:35.410	1:10.437		26.994	19.783	90.442	86.368
6	17:38:45.239	1:09.829	23.162	26.764	19.903	87.040	87.266
7	17:39:53.930	1:08.691			19.961	89.239	86.814

(72) Peter DUNCAN

1	17:32:46.349				16.866	117.526	115.305
2	17:33:44.374	58.025			16.537	109.832	115.903
3	17:34:42.390	58.016			16.594	122.014	108.764

Clerk of the Course :

Sig : Time :

Chief Timekeeper : Ian Sharp (SMART Timing)

 Results available at www.mylaps.com and www.smart-timing.co.uk

Printed: 25/04/2016 18:48:29

Orbits



KMSC National Motorcycle Racing

Lapchart

Novice Races

Knockhill 1.267 miles

Race 15 - 1st Race

23/04/2016 16:30

Race (8 Laps) started at 17:31:41

Competitors	Laps								
	1	2	3	4	5	6	7	8	
Daniel MacLEAN (4)	1	4	45	45	45	45	45	4	4
Gary HOPKINS (45)	2	45	4	4	4	4	4	45	45
Steven WATSON (22)	3	22	22	22	22	22	75	22	
Charlie BUNYAN (75)	4	75	75	75	75	75	22	75	
Gordon McDONALD (12)	5	12	12	12	15	88	88	88	88
Jon DICKIE (15)	6	15	15	15	12	15	15	15	15
Greame KERR (102)	7	102	72	88	88	12	12	12	12
Peter DUNCAN (72)	8	72	88	72	72	9	9	9	9
Keith HOUGHTON (9)	9	9	102	102	9	72	102	102	102
Ross WATTS (199)	10	199	9	9	102	102	199	199	26
Brian MARR (88)	11	88	199	199	199	199	72	26	199
Darren CRAIGMILE (94)	12	94	94	129	87	87	26	87	87
Barry STEWART (58)	13	58	129	87	26	26	87	36	36
Martin HERRIOT (129)	14	129	87	58	129	36	36	58	58
Steven ALLISON (87)	15	87	58	36	36	129	58	129	129
Eric UTTERSON (29)	16	29	36	26	58	58	129	94	6
Craig MARTIN (36)	17	36	26	94	94	94	94	6	94
Alan McGREGOR (26)	18	26	29	29	29	6	6	17	17
Roddy MacLEOD (17)	19	17	6	6	6	17	17	29	29
Calum MacLEAN (6)	20	6	17	17	17	29	29	134	
Kenneth THIRLWALL (134)	21	134	134	134	134	134	134	888	
Joe CAIRNEY (888)	22	888	888	888	888	888	888	333	
Peter DOLAN (333)	23	333	333	333	333	333	333		
Kevin GILES (35)	24	35							
-	25								

Margin of Victory	Avg. Speed	Best Lap Tm	Best Speed	Best Lap by
1.246	82.819	53.955	84.535	4 - Daniel MacLEAN

Clerk of the Course :

Orbits

Sig : Time :
 Chief Timekeeper : Ian Sharp (SMART Timing)
 Results available at www.mylaps.com and www.smart-timing.co.uk



Qualifying Results

KMSC National Motorcycle Racing

Sorted on best lap time

Scottish Championship Superstock 600

Knockhill 1.267 miles

Warm Up

24/04/2016 09:15

Practice (10:00 Time) started at 9:09:18

Pos	No.	Name	Make/Model	CC	Class	Laps	Best Tm	Diff	Best Speed	2nd Best
1	84	Kyle HARPER	Kawasaki	ZX6R 600	S6	7	1:01.294		74.413	1:03.017
2	79	Ashley ROBSON	Kawasaki	ZX6R 600	S6	6	1:04.177	2.883	71.071	1:04.625
3	58	Barry STEWART	Yamaha	R6 600	S6	7	1:04.395	3.101	70.830	1:04.550
4	99	Callum GRIGOR	Kawasaki	ZX6R 600	S6	3	1:04.730	3.436	70.463	1:10.877
5	87	Steven ALLISON	Kawasaki	ZX6R 600	S6	6	1:05.291	3.997	69.858	1:05.571
6	86	Russell WILL	Yamaha	R6 600	S6	4	1:05.625	4.331	69.502	1:06.025
7	9	Keith HOUGHTON	Honda	CBR 600	S6	6	1:07.531	6.237	67.541	1:08.361
8	35	Kevin GILES	Kawasaki	ZX6R 600	S6	3	1:14.998	13.704	60.816	1:19.072

Clerk of the Course :

Sig : Time :

Chief Timekeeper : Ian Sharp (SMART Timing)

Results available at www.mylaps.com and www.smart-timing.co.uk

Printed: 25/04/2016 19:25:27

Orbits



Qualifying Results

KMSC National Motorcycle Racing

Scottish Championship Superstock 600

Knockhill 1.267 miles

Warm Up

24/04/2016 09:15

Practice (10:00 Time) started at 9:09:18

Lap	Time of Day	Lap Tm	S1	S2	S3	S3Spd	SFSpd	Lap	Time of Day	Lap Tm	S1	S2	S3	S3Spd	SFSpd
(84) Kyle HARPER															
1	9:10:37.921			27.304	19.561	89.477	115.504								
2	9:11:47.195	1:09.274	24.058	26.708	18.508	101.066	116.103								
3	9:12:55.477	1:08.282	21.875	27.922	18.485	101.832	117.733								
4	9:13:59.672	1:04.195	21.167	25.144	17.884	105.515	117.116								
5	9:15:03.225	1:03.553	21.199	24.619	17.735	112.408	116.103								
6	9:16:06.242	1:03.017	21.464	24.472	17.081	114.323	116.912								
7	9:17:07.536	1:01.294	20.261	23.815	17.218	110.193	115.305								
(79) Ashley ROBSON															
1	9:10:39.353			27.229	19.288	96.558	104.529								
2	9:11:48.141	1:08.788	23.453	26.004	19.331	97.117	105.184								
3	9:12:54.229	1:06.088	21.304	26.679	18.105	101.987	110.012								
4	9:13:58.854	1:04.625	20.921	25.036	18.668	99.863	108.064								
5	9:15:03.031	1:04.177	21.356	24.774	18.047	105.848	111.474								
6	9:16:14.544	1:11.513	21.040	25.567	24.906	104.204	24.465								
(58) Barry STEWART															
1	9:10:36.900			28.534	20.814	100.310	110.193								
2	9:11:45.645	1:08.745	24.265	26.190	18.290	104.529	112.220								
3	9:12:51.914	1:06.269	22.558	25.743	17.968	109.296	112.220								
4	9:13:58.138	1:06.224	21.889	26.170	18.165	104.204	112.597								
5	9:15:02.688	1:04.550	21.423	25.150	17.977	110.374	112.597								
6	9:16:07.083	1:04.395	20.978	25.224	18.193	108.238	112.408								
7	9:17:11.914	1:04.831	21.546	25.158	18.127	108.764	110.922								
(99) Callum GRIGOR															
1	9:10:47.051			26.132	21.263	112.408	94.252								
2	9:11:51.781	1:04.730	22.835	24.137	17.758	119.621	114.323								
3	9:13:02.658	1:10.877	21.446	23.779	25.652	108.764	27.685								
(87) Steven ALLISON															
1	9:10:42.018			29.749	20.878	91.427	107.544								
2	9:11:52.563	1:10.545	23.796	26.827	19.922	106.183	110.739								
3	9:13:00.652	1:08.089	23.423	26.096	18.570	107.890	112.408								
4	9:14:06.558	1:05.906	22.334	25.675	17.897	110.012	114.518								
5	9:15:11.849	1:05.291	21.692	24.448	19.151	108.413	106.859								
6	9:16:17.420	1:05.571	22.155	25.583	17.833	109.296	113.166								
(86) Russell WILL															
1	9:10:43.275			26.728	18.862	100.611	114.323								
2	9:11:48.900	1:05.625	22.019	25.591	18.015	111.660	114.323								
3	9:12:54.925	1:06.025	21.307	26.016	18.702	100.161	116.506								
4	9:14:06.663	1:11.738	21.201	25.618	24.919	104.366	37.241								
(9) Keith HOUGHTON															
1	9:10:35.131			28.466	21.201	88.068	110.374								
2	9:11:43.492	1:08.361	23.188	26.170	19.003	104.856	110.922								
3	9:12:51.023	1:07.531	22.906	26.121	18.504	101.371	112.220								
4	9:14:00.941	1:09.918	22.463	26.639	20.816	87.380	113.166								
5	9:15:10.426	1:09.485	22.146	27.373	19.966	104.529	104.856								
6	9:16:21.530	1:11.104	23.186	27.543	20.375	93.465	100.914								
(35) Kevin GILES															
1	9:10:36.613			28.372	20.944	102.768	111.105								
2	9:11:51.611	1:14.998	26.538	28.191	20.269	98.688	112.033								
3	9:13:10.683	1:19.072	24.518	28.929	25.625	94.385	24.609								

Clerk of the Course :

Sig : Time :

Chief Timekeeper : Ian Sharp (SMART Timing)

Results available at www.mylaps.com and www.smart-timing.co.uk

Printed: 25/04/2016 19:25:44

Orbits



Qualifying Results

KMSC National Motorcycle Racing

Sorted on best lap time

MT 125's

Knockhill 1.267 miles

Warm Up

24/04/2016 08:45

Practice (10:00 Time) started at 8:51:16

Pos	No.	Name	Make/Model	CC	Class	Laps	Best Tm	Diff	Best Speed	2nd Best
1	35	Stuart COX	Honda	MT125	HMT	4	1:24.055		54.263	1:26.193
2	29	Reg SQUIRE	Honda	RS125	HMT	3	1:30.995	6.940	50.125	1:38.570
3	33	Norman BECKETT	Honda	MT125	HMT	4	1:34.888	10.833	48.068	1:37.417
4	2	Roddy TAYLOR	Honda	MT125	HMT	2	1:37.670	13.615	46.699	

Clerk of the Course :

Sig : Time :

Chief Timekeeper : Ian Sharp (SMART Timing)

Results available at www.mylaps.com and www.smart-timing.co.uk

Printed: 25/04/2016 18:39:20

Orbits



Qualifying Results

KMSC National Motorcycle Racing

MT 125's

Knockhill 1.267 miles

Warm Up

24/04/2016 08:45

Practice (10:00 Time) started at 8:51:16

Lap	Time of Day	Lap Tm	S1	S2	S3	S3Spd	SFSpd	Lap	Time of Day	Lap Tm	S1	S2	S3	S3Spd	SFSpd
(35) Stuart COX															
1	8:52:35.665			36.523	26.767	65.663	66.575								
2	8:54:01.858	1:26.193	28.556	33.092	24.545	76.782	73.342								
3	8:55:25.913	1:24.055	27.868	32.299	23.888	75.742	72.785								
4	8:56:54.584	1:28.671	27.370	31.115	30.186	78.672	26.234								
(29) Reg SQUIRE															
1	8:54:45.731			41.152	30.314	60.841	71.315								
2	8:56:24.301	1:38.570	34.726	37.251	26.593	72.314	75.317								
3	8:57:55.296	1:30.995	30.422	34.332	26.241	77.135	71.773								
(33) Norman BECKETT															
1	8:52:39.639			37.034	28.092	67.242	68.407								
2	8:54:17.956	1:38.317	29.957	37.023	31.337	61.850	60.951								
3	8:55:52.844	1:34.888	30.718	37.488	26.682	66.246	69.614								
4	8:57:30.261	1:37.417	28.341	34.475	34.601	72.627	25.078								
(2) Roddy TAYLOR															
1	8:52:32.212														
2	8:54:09.882	1:37.670													

Clerk of the Course :

Sig : Time :

Chief Timekeeper : Ian Sharp (SMART Timing)

Results available at www.mylaps.com and www.smart-timing.co.uk

Printed: 25/04/2016 18:39:42

Orbits



Qualifying Results

KMSC National Motorcycle Racing

Sorted on best lap time

Scottish Championship Lightweights

Knockhill 1.267 miles

Warm Up

24/04/2016 09:00

Practice (10:00 Time) started at 9:00:06

Pos	No.	Name	Make/Model	CC	Class	Laps	Best Tm	Diff	Best Speed	2nd Best
1	21	Grant REID	Kawasaki	ER6	SL	5	1:04.215		71.028	1:04.433
2	90	David McNAIRN	Suzuki	SV650	SL	6	1:07.203	2.988	67.870	1:08.951
3	49	Paul McCLUNG	Kawasaki	ER6	SL	4	1:09.729	5.514	65.412	1:35.987
4	121	Robert WOODWARD	Suzuki	SV650	SL	6	1:09.987	5.772	65.171	1:11.808
5	112	Gordon MILLAR	Suzuki	SV650	SL	6	1:12.425	8.210	62.977	1:13.163
6	25	Jim PURVIS	Yamaha	FZR400	SL	6	1:13.136	8.921	62.365	1:13.492
7	11	Lewis PATERSON	Suzuki	SV650	SL	4	1:13.262	9.047	62.257	1:15.038
8	55	Tom ROBINSON	Aprilia	RRV 450	SL	2	1:13.801	9.586	61.803	
9	194	Robyn LINDSAY	Kawasaki	ZXR400	SL	3	1:18.509	14.294	58.096	1:30.059
10	134	Kenneth THIRLWALL	Kawasaki	ER6	SL	4	1:19.043	14.828	57.704	1:27.822
11	118	Rod WALKER	Kawasaki	ZXR400	SL	5	1:19.183	14.968	57.602	1:20.552
12	189	Gary CRAIG	Suzuki	SV650	SL	3	1:23.961	19.746	54.324	1:33.988
13	16	Gerry KEIRNAN	Suzuki	SV650	SL	3	1:25.912	21.697	53.090	1:35.031
14	74	Christine WATSON	Suzuki	SV650	SL	2	1:32.781	28.566	49.160	

Clerk of the Course :

Sig : Time :

Chief Timekeeper : Ian Sharp (SMART Timing)

Results available at www.mylaps.com and www.smart-timing.co.uk

Printed: 25/04/2016 19:06:23

Orbits



Qualifying Results

KMSC National Motorcycle Racing

Scottish Championship Lightweights

Knockhill 1.267 miles

Warm Up

24/04/2016 09:00

Practice (10:00 Time) started at 9:00:06

Lap	Time of Day	Lap Tm	S1	S2	S3	S3Spd	SFSpd	Lap	Time of Day	Lap Tm	S1	S2	S3	S3Spd	SFSpd
(21) Grant REID								(189) Gary CRAIG							
1	9:01:22.872			27.450	18.303	105.020	106.183	1	9:01:37.729			32.934	23.295	92.054	98.398
2	9:02:28.268	1:05.396	21.994	25.462	17.940	108.064	107.372	2	9:03:01.690	1:23.961	29.017	32.288	22.656	93.988	93.335
3	9:03:32.701	1:04.433	21.767	25.007	17.659	110.193	107.544	3	9:04:35.678	1:33.988	30.334	35.444	28.210	86.927	29.667
4	9:04:36.916	1:04.215	21.418	25.214	17.583	107.717	107.717	(16) Gerry KEIRNAN							
5	9:05:46.122	1:09.206	21.676	25.916	21.614	101.832	42.312	1	9:01:51.250			35.581	24.520	80.950	86.479
(90) David McNAIRN								2	9:03:17.162	1:25.912	30.812	32.953	22.147	85.487	98.398
1	9:01:30.480			30.198	22.260	88.416	95.459	3	9:04:52.193	1:35.031	31.023	32.875	31.133	82.240	22.656
2	9:02:46.889	1:16.409	26.195	29.875	20.339	93.076	100.161	(74) Christine WATSON							
3	9:03:59.132	1:12.243	24.712	27.443	20.088	97.399	101.987	1	9:01:49.555			35.120	24.497	75.148	89.836
4	9:05:08.635	1:09.503	23.679	26.373	19.451	103.561	102.142	2	9:03:22.336	1:32.781	29.025	31.510	32.246	81.739	23.497
5	9:06:17.586	1:08.951	23.666	25.922	19.363	101.832	102.454	(49) Paul McCLUNG							
6	9:07:24.789	1:07.203	22.829	25.467	18.907	104.529	102.454	1	9:01:29.424			30.343	22.184	92.435	95.053
(121) Robert WOODWARD								2	9:03:05.411	1:35.987	26.148	34.181	35.658	52.305	24.018
1	9:01:36.117			32.001	21.960	93.335	96.143	3	9:06:39.851	3:34.440	24.46768	27.382	20.290	104.366	104.204
2	9:02:57.219	1:21.102	26.950	29.709	24.443	80.658	96.419	4	9:07:49.580	1:09.729	23.531	26.749	19.449	106.183	105.020
3	9:04:10.809	1:13.590	25.110	27.680	20.800	96.836	98.833	(112) Gordon MILLAR							
4	9:05:20.796	1:09.987	23.681	27.071	19.235	101.987	98.979	1	9:01:38.472			31.557	23.821	92.818	98.398
5	9:06:33.637	1:12.841	24.862	28.154	19.825	99.125	98.979	2	9:02:56.570	1:18.098	26.608	28.983	22.507	96.281	99.863
6	9:07:45.445	1:11.808	24.885	27.813	19.110	101.987	98.398	3	9:04:10.554	1:13.984	24.619	28.204	21.161	94.651	99.419
(25) Jim PURVIS								4	9:05:23.717	1:13.163	24.623	27.762	20.778	99.419	98.254
1	9:01:31.429			30.282	22.322	91.179	97.117	5	9:06:37.171	1:13.454	24.565	28.016	20.873	98.833	98.398
2	9:02:50.505	1:19.076	26.521	30.283	22.272	84.200	96.143	6	9:07:49.596	1:12.425	24.475	27.633	20.317	99.863	98.979
3	9:04:06.806	1:16.301	25.932	29.925	20.444	93.465	99.714	(11) Lewis PATERSON							
4	9:05:20.298	1:13.492	24.839	28.469	20.184	96.836	98.254	1	9:01:32.985			29.841	20.710	93.335	100.011
5	9:06:33.434	1:13.136	24.791	28.576	19.769	100.460	98.979	2	9:02:48.023	1:15.038	25.990	29.079	19.969	92.054	103.561
6	9:07:54.513	1:21.079	24.768	27.980	28.331	101.987	25.439	3	9:04:01.285	1:13.262	24.446	27.397	21.419	99.272	87.494
(55) Tom ROBINSON								4	9:05:21.922	1:20.637	25.941	29.078	25.618	94.785	33.504
1	9:01:35.156			31.120	20.405	95.459	97.117	(194) Robyn LINDSAY							
2	9:02:48.957	1:13.801	24.677	28.360	20.764	91.303	96.281	1	9:01:38.813			32.230	22.641	88.068	83.157
(134) Kenneth THIRLWALL								2	9:02:57.322	1:18.509	27.494	29.206	21.809	90.932	89.239
1	9:01:39.919			32.519	21.781	81.938	101.524	3	9:04:27.381	1:30.059	25.446	29.995	34.618	80.465	18.835
2	9:03:07.741	1:27.822	27.513	32.047	28.262	88.183	19.807	(118) Rod WALKER							
3	9:05:01.410	1:53.669	1:02.262	31.035	20.372	90.077	105.349	1	9:01:50.625			35.624	25.892	79.890	72.864
4	9:06:20.453	1:19.043	24.817	30.388	23.838	91.303	30.338	2	9:03:17.699	1:27.074	30.267	32.691	24.116	84.412	82.747
(118) Rod WALKER								3	9:04:43.464	1:25.765	30.263	31.846	23.656	82.747	82.951
1	9:01:50.625			35.624	25.892	79.890	72.864	4	9:06:04.016	1:20.552	27.617	30.322	22.613	85.487	81.146
2	9:03:17.699	1:27.074	30.267	32.691	24.116	84.412	82.747	5	9:07:23.199	1:19.183	26.824	29.974	22.385	84.625	82.039
3	9:04:43.464	1:25.765	30.263	31.846	23.656	82.747	82.951	Clerk of the Course :							
4	9:06:04.016	1:20.552	27.617	30.322	22.613	85.487	81.146	Sig :							
5	9:07:23.199	1:19.183	26.824	29.974	22.385	84.625	82.039	Time :							

Clerk of the Course :

Sig : Time :

Chief Timekeeper : Ian Sharp (SMART Timing)

Results available at www.mylaps.com and www.smart-timing.co.uk

Printed: 25/04/2016 19:06:42

Orbits



Qualifying Results

KMSC National Motorcycle Racing

Sorted on best lap time

National Pre-Injection 600

Knockhill 1.267 miles

Warm Up

24/04/2016 08:30

Practice (10:00 Time) started at 9:20:36

Pos	No.	Name	Make/Model	CC	Class	Laps	Best Tm	Diff	Best Speed	2nd Best
1	47	Steven HADDOW	Yamaha	R6 600	Pl6	7	57.997		78.644	58.752
2	48	David McCAFFERTY	Yamaha	R6 600	Pl6	7	59.753	1.756	76.332	1:01.050
3	26	Alan McGREGOR	Yamaha	R6	Pl6	7	59.978	1.981	76.046	1:00.670
4	91	Lewis SHAND	Yamaha	R6 600	Pl6	4	1:01.987	3.990	73.581	1:04.157
5	16	Michael CLARK	Honda	CBR600	Pl6	5	1:03.532	5.535	71.792	1:05.603
6	6	James WILKEN	Yamaha	R6 600	Pl6	4	1:04.659	6.662	70.541	1:05.483
7	92	Andrew CRAIGMILE	Yamaha	R6 600	Pl6	6	1:05.269	7.272	69.881	1:07.386
8	199	Ross WATTS	Yamaha	YZF R6 600	Pl6	5	1:05.950	7.953	69.160	1:06.740
9	73	Fraser CAMERON	Yamaha	R6 600	Pl6	5	1:06.066	8.069	69.038	1:09.303
10	888	Joe CAIRNEY	Honda	CBR6	Pl6	6	1:12.223	14.226	63.153	1:13.056
11	129	Martin HERRIOT	Yamaha	R6 600	Pl6	2	1:22.905	24.908	55.016	
12	94	Darren CRAIGMILE	Yamaha	R6 600	Pl6				-	

Clerk of the Course :

Sig : Time :

Chief Timekeeper : Ian Sharp (SMART Timing)

Results available at www.mylaps.com and www.smart-timing.co.uk

Printed: 25/04/2016 18:45:58

Orbits



Qualifying Results

KMSC National Motorcycle Racing

National Pre-Injection 600

Knockhill 1.267 miles

Warm Up

24/04/2016 08:30

Practice (10:00 Time) started at 9:20:36

Lap	Time of Day	Lap Tm	S1	S2	S3	S3Spd	SFSpd	Lap	Time of Day	Lap Tm	S1	S2	S3	S3Spd	SFSpd
(47) Steven HADDOW															
1	9:21:54.954			30.275	18.986	104.204	110.012	5	9:26:56.254	1:12.223	23.996	27.351	20.876	98.398	99.566
2	9:22:57.604	1:02.650	20.681	25.374	16.595	107.030	109.653	6	9:28:15.334	1:19.080	23.110	27.534	28.436	98.398	19.925
3	9:23:56.693	59.089	19.109	23.443	16.537	109.296	110.193	(129) Martin HERRIOT							
4	9:24:55.445	58.752	19.158	23.362	16.232	111.660	110.556	1	9:22:06.757			31.100	22.712	87.494	101.678
5	9:25:55.427	59.982	19.231	24.039	16.712	109.296	110.012	2	9:23:29.662	1:22.905	24.652	29.335	28.918	92.435	22.779
6	9:26:55.874	1:00.447	19.245	23.079	18.123	109.653	106.689								
7	9:27:53.871	57.997	18.810	22.953	16.234	111.474	110.193								
(48) David McCAFFERTY															
1	9:21:55.540			28.256	18.816	106.183	110.739								
2	9:23:00.525	1:04.985	21.491	25.335	18.159	111.290	111.474								
3	9:24:03.227	1:02.702	20.642	24.851	17.209	114.518	111.105								
4	9:25:04.494	1:01.267	20.271	23.570	17.426	112.786	112.408								
5	9:26:05.544	1:01.050	20.029	23.653	17.368	108.413	110.556								
6	9:27:05.297	59.753	19.657	23.250	16.846	114.714	112.976								
7	9:28:12.107	1:06.810	19.573	23.384	23.853	117.526	26.725								
(26) Alan McGREGOR															
1	9:21:54.844			29.996	19.533	100.011	111.290								
2	9:22:59.797	1:04.953	21.523	25.115	18.315	106.689	113.166								
3	9:24:03.883	1:04.086	20.809	25.900	17.377	115.305	113.357								
4	9:25:05.286	1:01.403	20.225	23.434	17.744	110.556	113.742								
5	9:26:05.956	1:00.670	19.923	23.471	17.276	112.597	112.597								
6	9:27:05.934	59.978	19.810	23.119	17.049	115.107	110.739								
7	9:28:07.841	1:01.907	20.019	23.140	18.748	118.356	104.856								
(91) Lewis SHAND															
1	9:21:54.017			27.733	19.057	99.125	110.374								
2	9:22:58.174	1:04.157	21.392	25.480	17.285	107.890	113.549								
3	9:24:00.161	1:01.987	19.992	23.970	18.025	112.408	110.374								
4	9:25:12.363	1:12.202	20.663	25.010	26.529	102.926	26.317								
(16) Michael CLARK															
1	9:21:56.107			29.534	20.037	93.988	111.105								
2	9:23:03.411	1:07.304	21.955	26.465	18.884	97.682	109.118								
3	9:24:09.014	1:05.603	21.573	25.598	18.432	105.848	109.653								
4	9:25:12.546	1:03.532	20.736	24.573	18.223	103.721	109.296								
5	9:26:21.398	1:08.852	21.586	24.859	22.407	101.524	35.886								
(6) James WILKEN															
1	9:21:58.181			28.835	20.283	92.435	107.372								
2	9:23:03.664	1:05.483	21.640	25.232	18.611	105.515	108.588								
3	9:24:08.323	1:04.659	21.635	24.886	18.138	110.739	107.030								
4	9:25:14.546	1:06.223	20.354	24.199	21.670	109.118	32.482								
(92) Andrew CRAIGMILE															
1	9:21:52.001			28.531	19.904	100.011	109.653								
2	9:22:59.387	1:07.386	21.449	27.309	18.628	104.529	110.193								
3	9:24:04.656	1:05.269	20.889	26.117	18.263	111.474	110.739								
4	9:25:18.524	1:13.868	20.725	24.452	28.691	98.979	31.242								
5	9:26:53.095	1:34.571	51.771	25.209	17.591	114.910	110.193								
6	9:28:04.399	1:11.304	20.514	24.785	26.005	109.832	30.643								
(199) Ross WATTS															
1	9:21:58.408			29.982	20.745	99.419	100.762								
2	9:23:07.742	1:09.334	23.291	26.365	19.678	105.681	103.882								
3	9:24:14.482	1:06.740	22.157	26.014	18.569	107.717	102.454								
4	9:25:20.432	1:05.950	21.714	25.297	18.939	109.474	102.926								
5	9:26:29.727	1:09.295	22.044	26.029	21.222	109.474	36.974								
(73) Fraser CAMERON															
1	9:22:07.300			29.288	22.888	70.863	106.859								
2	9:23:20.204	1:12.904	24.576	28.825	19.503	100.914	109.653								
3	9:24:29.507	1:09.303	22.483	26.230	20.590	105.020	109.296								
4	9:25:35.573	1:06.066	21.585	25.496	18.985	101.524	107.201								
5	9:26:48.598	1:13.025	21.929	26.911	24.185	98.979	28.678								
(888) Joe CAIRNEY															
1	9:22:02.224			29.739	21.753		99.272								
2	9:23:15.280	1:13.056	24.052	28.119	20.885	96.281	100.310								
3	9:24:29.988	1:14.708	24.386	28.030	22.292		98.254								
4	9:25:44.031	1:14.043	25.158	28.538	20.347	101.987	102.926								

Clerk of the Course :

Sig : Time :

Chief Timekeeper : Ian Sharp (SMART Timing)

Results available at www.mylaps.com and www.smart-timing.co.uk

Orbits



Qualifying Results

KMSC National Motorcycle Racing

Sorted on best lap time

Ultratape Post Classics

Knockhill 1.267 miles

Warm Up

24/04/2016 09:30

Practice (10:00 Time) started at 9:30:27

Pos	No.	Name	Make/Model	CC	Class	Laps	Best Tm	Diff	Best Speed	2nd Best
1	2	Roddy TAYLOR	Yamaha	TZ350	PC	4	1:04.097		71.159	1:06.821
2	13	Andrew BARTON	Honda	CB500	PC	5	1:07.349	3.252	67.723	1:08.974
3	111	Jimmy SHANKS	Honda	CB500	PC	4	1:07.518	3.421	67.554	1:08.718
4	333	Peter DOLAN	Honda	CB500	PC	6	1:12.417	8.320	62.984	1:12.753
5	25	Andrew KIRKWOOD	Honda	CB500	PC	6	1:12.950	8.853	62.524	1:13.443
6	22	Ian RUSSELL	Honda	NSR250	PC	5	1:13.063	8.966	62.427	1:18.783
7	177	Christian GUNSON	Yamaha	FZ600	PC	4	1:15.234	11.137	60.625	1:17.863

Clerk of the Course :

Sig : Time :

Chief Timekeeper : Ian Sharp (SMART Timing)

Results available at www.mylaps.com and www.smart-timing.co.uk

Printed: 25/04/2016 19:31:59

Orbits



Qualifying Results

KMSC National Motorcycle Racing

Ultratape Post Classics

Knockhill 1.267 miles

Warm Up

24/04/2016 09:30

Practice (10:00 Time) started at 9:30:27

Lap	Time of Day	Lap Tm	S1	S2	S3	S3Spd	SFSpd	Lap	Time of Day	Lap Tm	S1	S2	S3	S3Spd	SFSpd
(2) Roddy TAYLOR															
1	9:31:51.448			28.746	20.728	96.558	99.419								
2	9:32:58.269	1:06.821	22.260	25.827	18.734	102.926	103.084								
3	9:34:02.366	1:04.097	21.054	24.722	18.321	107.201	102.298								
4	9:35:10.038	1:07.672	20.917	24.767	21.988	108.238	31.068								
(13) Andrew BARTON															
1	9:31:44.764														
2	9:32:53.738	1:08.974													
3	9:34:01.087	1:07.349													
4	9:35:11.453	1:10.366													
5	9:36:20.577	1:09.124													
(111) Jimmy SHANKS															
1	9:31:43.623			26.847	21.310	88.767	84.625								
2	9:32:52.341	1:08.718	22.387	26.063	20.268	90.320	86.035								
3	9:33:59.859	1:07.518	21.877	25.253	20.388	90.686	86.814								
4	9:35:11.248	1:11.389	21.873	25.399	24.117	91.055	26.122								
(333) Peter DOLAN															
1	9:31:59.833			29.337	22.430	85.162	83.363								
2	9:33:15.677	1:15.844	24.853	28.970	22.021	88.416	84.095								
3	9:34:30.187	1:14.510	25.316	28.393	20.801	89.716	86.368								
4	9:35:42.940	1:12.753	23.698	27.902	21.153	90.686	85.487								
5	9:36:56.093	1:13.153	24.520	28.546	20.087	89.957	86.590								
6	9:38:08.510	1:12.417	23.525	28.313	20.579	89.002	86.702								
(25) Andrew KIRKWOOD															
1	9:32:01.950			30.176	23.160	86.146	82.240								
2	9:33:18.168	1:16.218	24.857	29.475	21.886	86.814	82.645								
3	9:34:36.463	1:18.295	24.614	29.211	24.470	88.068	77.671								
4	9:35:52.834	1:16.371	25.457	29.836	21.078	86.479	82.543								
5	9:37:06.277	1:13.443	24.094	28.370	20.979	86.590	82.341								
6	9:38:19.227	1:12.950	23.965	28.376	20.609	86.927	83.989								
(22) Ian RUSSELL															
1	9:32:25.371			39.915	31.516	54.559	53.260								
2	9:34:07.471	1:42.100	34.863	37.147	30.090	59.387	58.866								
3	9:35:38.409	1:30.938	32.075	34.181	24.682	69.470	86.035								
4	9:36:57.192	1:18.783	27.490	30.101	21.192	89.716	86.927								
5	9:38:10.255	1:13.063	24.699	27.831	20.533	92.947	88.767								
(177) Christian GUNSON															
1	9:31:54.009			30.016	22.975	86.590	84.625								
2	9:33:11.872	1:17.863	25.588	29.968	22.307	90.932	84.518								
3	9:34:27.106	1:15.234	24.815	28.545	21.874	92.562	86.035								
4	9:35:45.133	1:18.027	24.784	28.441	24.802	91.055	32.799								

Clerk of the Course :

Sig : Time :

Chief Timekeeper : Ian Sharp (SMART Timing)

Results available at www.mylaps.com and www.smart-timing.co.uk

Printed: 25/04/2016 19:32:20

Orbits



Qualifying Results

KMSC National Motorcycle Racing

Sorted on best lap time

Scottish Championship Superbikes & KMSC Clubman

Knockhill 1.267 miles

Warm Up

24/04/2016 09:45

Practice (10:00 Time) started at 9:39:53

Pos	No.	Name	Make/Model	CC	Class	Laps	Best Tm	Diff	Best Speed	2nd Best
1	99	Michael ROBERTSON	Kawasaki	ZX10	SB	8	52.233		87.322	52.823
2	179	Andrew TASKER	Kawasaki	ZX10R	SB	6	52.246	0.013	87.300	52.871
3	34	John DEAN	Suzuki	GSXR1000K9	SB	8	52.284	0.051	87.237	52.456
4	79	Bruce BIRNIE	BMW	S1000RR	SB	7	52.636	0.403	86.653	53.092
5	3	Adrian CLARK	Kawasaki	ZX10R	SB	8	53.710	1.477	84.921	53.759
6	68	Paul WISHART	Kawasaki	ZX10R	SB	7	53.919	1.686	84.592	54.317
7	119	Kristopher DUNCAN	Kawasaki	ZX10	SB	6	54.535	2.302	83.636	54.626
8	7	James LAING	BMW	S1000RR	SB	8	54.665	2.432	83.437	55.025
9	11	Richard HUGHES	BMW	S1000RR	C	7	55.334	3.101	82.428	55.627
10	4	Daniel MacLEAN	Kawasaki	ZX10R	C	7	56.063	3.830	81.357	56.484
11	33	Graeme BODEL	BMW	S1000RR	C	6	57.035	4.802	79.970	57.997
12	67	Des BURNS	Kawasaki	ZX10R	C	6	57.277	5.044	79.632	57.340
13	22	Steven WATSON	Suzuki	GSXR750	C	5	58.266	6.033	78.281	59.496
14	12	Gordon McDONALD	Honda	CBR1000	C	6	1:01.281	9.048	74.429	1:01.616
15	265	Ricky BUCHANAN	Yamaha	R1	C	6	1:05.320	13.087	69.827	1:05.863

Clerk of the Course :

Sig : Time :

Chief Timekeeper : Ian Sharp (SMART Timing)

Results available at www.mylaps.com and www.smart-timing.co.uk

Printed: 25/04/2016 19:17:39

Orbits



Qualifying Results

KMSC National Motorcycle Racing

Scottish Championship Superbikes & KMSC Clubman

Knockhill 1.267 miles

Warm Up

24/04/2016 09:45

Practice (10:00 Time) started at 9:39:53

Lap	Time of Day	Lap Tm	S1	S2	S3	S3Spd	SFSpd	Lap	Time of Day	Lap Tm	S1	S2	S3	S3Spd	SFSpd
(99) Michael ROBERTSON								(11) Richard HUGHES							
1	9:40:56.934			21.717	16.080	127.824	125.435	1	9:41:05.377			23.169	17.097	115.903	125.435
2	9:41:50.800	53.866	18.207	20.480	15.179	135.298	128.068	2	9:42:03.270	57.893	19.812	22.105	15.976	123.815	121.792
3	9:42:44.018	53.218	17.730	20.525	14.963	138.081	129.802	3	9:42:59.682	56.412	18.972	21.628	15.812	124.273	124.735
4	9:43:36.841	52.823	18.103	19.941	14.779	135.571	14.779	4	9:43:55.309	55.627	18.684	21.143	15.800	122.459	125.905
5	9:44:29.074	52.233	17.773	19.823	14.637	136.954	131.326	5	9:44:50.643	55.334	18.298	21.060	15.976	119.835	124.735
6	9:45:22.665	53.591	17.400	21.360	14.831	135.298	129.802	6	9:45:46.625	55.982	18.731	21.276	15.975	120.049	125.201
7	9:46:15.940	53.275	18.205	20.008	15.062	136.954	127.824	7	9:46:44.936	58.311	18.799	21.042	18.470	122.014	37.344
8	9:47:08.952	53.012	17.627	20.486	14.899	136.675	130.053	(4) Daniel MacLEAN							
(179) Andrew TASKER								1	9:41:05.398			23.448	17.532	120.049	120.049
1	9:40:55.368			21.927	15.944	124.968	126.142	2	9:42:05.738	1:00.340	20.728	22.593	17.019	122.236	122.683
2	9:41:50.087	54.719	18.153	21.242	15.324	133.680	127.581	3	9:43:04.114	58.376	19.251	22.270	16.855	125.435	121.572
3	9:42:44.247	54.160	17.799	20.841	15.520	135.298	129.053	4	9:44:01.199	57.085	19.208	21.861	16.016	128.559	120.915
4	9:43:37.118	52.871	18.162	19.783	14.926	139.517	129.302	5	9:44:57.683	56.484	18.882	21.589	16.013	128.805	120.915
5	9:44:29.364	52.246	17.828	19.626	14.792	138.939	129.053	6	9:45:53.746	56.063	18.793	21.313	15.957	128.559	122.014
6	9:45:26.299	56.935	17.311	21.702	17.922	137.234	42.393	7	9:46:51.447	57.701	18.895	21.961	16.845	126.618	121.133
(34) John DEAN								(33) Graeme BODEL							
1	9:40:59.539			21.498	15.925	126.618	124.044	1	9:41:43.341			26.144	17.693	120.480	121.133
2	9:41:54.037	54.498	18.265	20.810	15.423	123.587	125.905	2	9:42:43.113	59.772	20.209	22.987	16.576	123.360	124.044
3	9:42:47.574	53.537	17.782	20.631	15.124	130.053	124.504	3	9:43:42.312	59.199	19.810	22.446	16.943	121.133	123.587
4	9:43:40.932	53.358	17.726	20.424	15.208	131.584	126.618	4	9:44:40.309	57.997	19.206	22.034	16.757	127.581	122.683
5	9:44:33.824	52.892	17.531	20.626	14.735	132.362	127.098	5	9:45:37.344	57.035	18.754	22.023	16.258	127.339	124.968
6	9:45:26.280	52.456	17.333	20.209	14.914	135.571	128.068	6	9:46:38.221	1:00.877	18.995	22.009	19.873	127.098	31.213
7	9:46:19.594	53.314	17.406	20.585	15.323	136.675	128.068	(67) Des BURNS							
8	9:47:11.878	52.284	17.427	20.230	14.627	135.025	128.313	1	9:41:23.778			22.632	16.944	115.903	122.908
(79) Bruce BIRNIE								2	9:42:21.170	57.392	19.460	21.830	16.102	119.196	123.815
1	9:40:55.909			21.953	15.870	127.581	126.380	3	9:43:18.910	57.740	19.266	22.536	15.938	126.142	123.360
2	9:41:50.436	54.527	18.179	20.927	15.421	133.947	128.559	4	9:44:16.250	57.340	19.389	22.102	15.849	123.133	123.735
3	9:42:44.542	54.106	17.772	20.738	15.596	132.362	129.802	5	9:45:13.527	57.277	19.232	21.918	16.127	122.014	123.360
4	9:43:42.066	57.524	18.807	20.929	17.788	128.805	50.268	6	9:46:18.312	1:04.785	18.733	21.536	24.516	121.133	32.993
5	9:45:12.490	1:30.424	54.468	20.886	15.070	125.201	127.581	(22) Steven WATSON							
6	9:46:05.582	53.092	17.485	20.569	15.038	127.098	128.313	1	9:43:20.888			24.968	17.691	112.597	114.129
7	9:46:58.218	52.636	17.321	20.285	15.030	125.905	125.670	2	9:44:22.156	1:01.268	20.745	23.659	16.864	121.352	115.903
(3) Adrian CLARK								3	9:45:21.791	59.635	20.095	22.960	16.580	121.572	117.526
1	9:40:59.794			22.081	17.049	122.459	127.339	4	9:46:21.287	59.496	19.839	23.034	16.623	122.908	117.321
2	9:41:55.868	56.074	18.920	21.207	15.947	123.587	129.053	5	9:47:19.553	58.266	19.541	22.456	16.269	124.735	117.733
3	9:42:50.774	54.906	18.405	20.748	15.753	129.302	126.857	(12) Gordon McDONALD							
4	9:43:45.164	54.390	18.184	20.598	15.608	125.435	128.068	1	9:41:07.034			24.111	17.040	117.940	121.792
5	9:44:40.218	55.054	18.056	20.603	16.395	130.560	127.098	2	9:42:09.748	1:02.714	21.062	24.145	17.507	106.183	116.304
6	9:45:34.047	53.829	18.005	20.372	15.452	128.559	124.735	3	9:43:11.364	1:01.616	20.757	23.651	17.208	106.351	122.014
7	9:46:27.757	53.710	17.987	20.413	15.310	132.624	128.559	4	9:44:13.124	1:01.760	20.718	23.699	17.343	102.611	115.305
8	9:47:21.516	53.759	17.857	20.532	15.370	129.802	126.380	5	9:45:14.405	1:01.281	20.730	23.290	17.261	112.597	121.352
(68) Paul WISHART								6	9:46:21.208	1:06.803	20.452	22.955	23.396	115.703	31.476
1	9:41:05.688			23.080	16.460	130.053	129.053	(265) Ricky BUCHANAN							
2	9:42:02.249	56.561	19.269	21.938	15.354	127.581	125.905	1	9:41:16.884			26.585	19.577	100.611	117.116
3	9:42:56.996	54.747	18.345	21.597	14.805	132.362	129.302	2	9:42:25.016	1:08.132	22.222	26.108	19.802	92.818	110.012
4	9:43:51.313	54.317	18.023	21.204	15.090	134.484	126.857	3	9:43:33.739	1:08.723	22.186	26.517	20.020	99.863	110.922
5	9:44:45.232	53.919	17.763	20.766	15.390	132.624	123.815	4	9:44:40.397	1:06.658	22.913	24.990	18.755	103.402	114.714
6	9:45:39.821	54.589	17.987	21.731	14.871	133.415	127.339	5	9:45:45.717	1:05.320	21.671	25.169	18.480	102.926	115.504
7	9:46:39.331	59.510	17.848	21.548	20.114	131.584	32.961	6	9:46:51.580	1:05.863	21.822	25.264	18.777	108.413	114.714
(119) Kristopher DUNCAN								(7) James LAING							
1	9:42:39.664							1	9:41:01.933			22.726	16.048	124.044	126.142
2	9:43:37.119	57.455						2	9:41:59.023	57.090	19.105	22.198	15.787	123.815	124.968
3	9:44:32.510	55.391						3	9:42:54.611	55.588	18.565	21.484	15.539	126.857	127.098
4	9:45:27.136	54.626						4	9:43:50.010	55.399	18.294	21.366	15.739	128.068	125.201
5	9:46:21.671	54.535						5	9:44:45.229	55.219	18.415	21.215	15.589	129.802	126.380
6	9:47:17.006	55.335						6	9:45:40.746	55.517	18.787	21.433	15.297	131.842	126.618
(19) James LAING								7	9:46:35.771	55.025	18.231	21.113	15.681	129.802	126.618
1	9:41:01.933			22.726	16.048	124.044	126.142	8	9:47:30.436	54.665	18.201	21.119	15.345	129.302	127.339

Clerk of the Course :

Sig : Time :

Chief Timekeeper : Ian Sharp (SMART Timing)

Results available at www.mylaps.com and www.smart-timing.co.uk

Printed: 25/04/2016 19:17:59

Orbits



Qualifying Results

KMSC National Motorcycle Racing

Sorted on best lap time

KMSC 125's

Knockhill 1.267 miles

Warm Up

24/04/2016 10:00

Practice (10:00 Time) started at 9:49:15

Pos	No.	Name	Make/Model	CC	Class	Laps	Best Tm	Diff	Best Speed	2nd Best
1	127	Josh HODGE	KTM	Moto 3	F125	7	1:00.533		75.349	1:00.664
2	9	Rishon HICKEY	Aprilia	RS125	F125	7	1:04.313	3.780	70.920	1:05.281
3	12	Jordan GILL	KTM	RC390	F125	7	1:05.705	5.172	69.418	1:06.059
4	27	James McLAREN	Aprilia	RS125	F125	5	1:08.485	7.952	66.600	1:09.255
5	88	Lewis NICOL	Aprilia	RS125	F125	6	1:10.015	9.482	65.144	1:11.114
6	47	Joel BAVIDGE	Aprilia	RS125	F125	6	1:11.536	11.003	63.759	1:14.426
7	8	Cameron McPHERSON	Aprilia	RS125	F125	2	1:13.144	12.611	62.358	
8	44	Murray PATTISON	Aprilia	125	F125	5	1:20.674	20.141	56.537	1:21.124
9	23	Keirin KELLAS	Aprilia	RS125	F125	5	1:21.029	20.496	56.290	1:22.247
10	16	Mia KELLAS	Aprilia	RS125	F125	5	1:29.090	28.557	51.196	1:29.934

Clerk of the Course :

Sig : Time :

Chief Timekeeper : Ian Sharp (SMART Timing)

Results available at www.mylaps.com and www.smart-timing.co.uk

Printed: 25/04/2016 18:09:15

Orbits



Qualifying Results

KMSC National Motorcycle Racing

KMSC 125's

Knockhill 1.267 miles

Warm Up

24/04/2016 10:00

Practice (10:00 Time) started at 9:49:15

Lap	Time of Day	Lap Tm	S1	S2	S3	S3Spd	SFSpd	Lap	Time of Day	Lap Tm	S1	S2	S3	S3Spd	SFSpd
(127) Josh HODGE															
1	9:50:20.241			24.048	18.154	107.201	103.561	5	9:57:00.222	1:33.110	29.006	33.145	30.959	74.813	33.205
2	9:51:21.667	1:01.426	20.368	23.391	17.667	108.238	103.242								
3	9:52:22.530	1:00.863	20.213	23.136	17.514	107.201	103.402								
4	9:53:25.882	1:03.352	21.897	24.073	17.382	107.201	103.402								
5	9:54:26.546	1:00.664	20.026	23.086	17.552	106.689	103.084								
6	9:55:29.186	1:02.640	20.227	24.836	17.577	107.201	102.926								
7	9:56:29.719	1:00.533	20.186	22.947	17.400	107.717	102.926								
(9) Rishon HICKEY															
1	9:50:38.319				19.473		82.341								
2	9:51:44.753	1:06.434	21.859	25.206	19.369		82.849								
3	9:52:51.204	1:06.451	21.713	25.648	19.090		82.543								
4	9:53:56.485	1:05.281			18.916		82.849								
5	9:55:00.798	1:04.313		24.267	18.976	87.722	82.039								
6	9:56:06.957	1:06.159			18.991		82.645								
7	9:57:12.392	1:05.435			18.963		82.039								
(12) Jordan GILL															
1	9:50:33.653			26.938	20.555	86.035	83.989								
2	9:51:41.386	1:07.733	22.533	25.578	19.622	87.722	85.596								
3	9:52:48.272	1:06.886	22.006	25.124	19.756	88.183	85.487								
4	9:53:55.054	1:06.782	21.742	24.965	20.075	88.183	85.925								
5	9:55:01.113	1:06.059	21.695	24.863	19.501	89.239	86.590								
6	9:56:07.994	1:06.881	21.340	26.246	19.295	90.564	82.951								
7	9:57:13.699	1:05.705	21.520	24.813	19.372	89.716	85.706								
(27) James McLAREN															
1	9:52:19.086			29.579	21.148	80.853	77.671								
2	9:53:29.277	1:10.191	23.109	26.598	20.484		76.870								
3	9:54:38.532	1:09.255	22.568	26.550	20.137	82.543	77.224								
4	9:55:48.097	1:09.565	22.913	26.599	20.053		76.870								
5	9:56:56.582	1:08.485	22.314	26.042	20.129		76.519								
(88) Lewis NICOL															
1	9:50:56.335			33.605	26.521	75.402	71.696								
2	9:52:18.473	1:22.138	26.979	31.202	23.957	76.958	75.828								
3	9:53:41.264	1:22.791	25.822	33.379	23.590	72.549	78.397								
4	9:54:52.378	1:11.114	23.073	27.357	20.684	84.518	80.561								
5	9:56:03.530	1:11.152	23.421	27.019	20.712	85.379	79.606								
6	9:57:13.545	1:10.015	22.827	26.531	20.657	84.839	79.417								
(47) Joel BAVIDGE															
1	9:50:58.615			34.987	26.074	68.758	75.487								
2	9:52:18.986	1:20.371	26.656	31.466	22.249	73.583	76.000								
3	9:53:33.948	1:14.962	25.263	28.125	21.574	77.941	73.826								
4	9:54:48.374	1:14.426	24.084	28.819	21.523	76.694	74.234								
5	9:56:04.664	1:16.290	24.734	30.345	21.211	77.047	74.647								
6	9:57:16.200	1:11.536	23.926	26.826	20.784	79.230	74.399								
(8) Cameron McPHERSON															
1	9:53:06.579				22.668		66.051								
2	9:54:19.723	1:13.144	23.679	27.709	21.756	71.467	67.108								
(44) Murray PATTISON															
1	9:50:55.876			33.819	26.398	72.470	68.970								
2	9:52:18.830	1:22.954	27.001	31.371	24.582	74.481	68.828								
3	9:53:43.141	1:24.311	26.921	31.685	25.705	72.706	67.108								
4	9:55:04.265	1:21.124	25.863	30.694	24.567	74.234	69.326								
5	9:56:24.939	1:20.674	26.476	30.136	24.062	75.402	68.828								
(23) Keirin KELLAS															
1	9:50:57.203			36.630	27.674	65.280	76.345								
2	9:52:22.087	1:24.884	27.695	32.514	24.675	75.402	75.064								
3	9:53:44.334	1:22.247	26.750	31.695	23.802	79.043	75.148								
4	9:55:05.363	1:21.029	26.212	31.039	23.778	79.606	74.399								
5	9:56:28.616	1:23.253	27.545	31.260	24.448	77.581	73.342								
(16) Mia KELLAS															
1	9:50:56.462			35.929	28.319	64.034	64.465								
2	9:52:28.088	1:31.626	32.223	33.591	25.812	70.714	71.467								
3	9:53:57.178	1:29.090	29.929	33.227	25.934	74.813	71.164								
4	9:55:27.112	1:29.934	29.852	33.648	26.434	73.022	69.326								

Clerk of the Course :

Sig : Time :

Chief Timekeeper : Ian Sharp (SMART Timing)

 Results available at www.mylaps.com and www.smart-timing.co.uk

Printed: 25/04/2016 18:09:34

Orbits



Race Results

KMSC National Motorcycle Racing

Sorted on Laps

KMSC Superstock 600

Knockhill 1.267 miles

Race 16 - 2nd Race

24/04/2016 10:15

Race (10 Laps) started at 10:04:25

Pos	No.	Name	Make/Model	CC	Class	Laps	Total Tm	Diff	Best Tm	In Lap	Best Speed
1	8	Lewis ROLLO	Kawasaki	ZXR 600	S6	10	8:43.275		51.325	3	88.867
2	59	Matt TRUELOVE	Honda	CBR 600	S6	10	8:46.598	3.323	51.871	6	87.931
3	45	Ewan GRAY	Kawasaki	ZX6R 600	S6	10	8:53.596	10.321	52.178	2	87.414
4	31	Torquil PATERSON	Yamaha	R6 600	S6	10	8:56.116	12.841	52.833	10	86.330
5	30	Liam SHELLCOCK	Triumph	675R	S6	10	8:56.587	13.312	52.359	10	87.112
6	99	Callum GRIGOR	Kawasaki	ZX6R 600	S6	10	9:00.865	17.590	53.325	4	85.534
7	15	Harry TRUELOVE	Yamaha	R6 600	S6	10	9:01.388	18.113	53.198	10	85.738
8	121	Callum PATERSON	Yamaha	R6 600	S6	10	9:02.298	19.023	53.285	7	85.598
9	81	Ryan WATSON	Yamaha	R6 600	S6	10	9:09.567	26.292	53.818	8	84.750
10	26	Allan RENNIE	Honda	CBR 600	S6	10	9:14.861	31.586	54.542	7	83.625
11	28	Paul BOWERBANK	Yamaha	R6 600	S6	10	9:17.389	34.114	54.597	2	83.541
12	64	Sam MUNRO	Kawasaki	ZX6R 600	S6	10	9:25.995	42.720	54.471	8	83.734
13	85	Steve HORNE	Triumph	Dayton 675	S6	10	9:28.093	44.818	55.093	10	82.789
14	86	Russell WILL	Yamaha	R6 600	S6	10	9:28.836	45.561	55.624	10	81.999
15	5	Kyle DUNCAN	Kawasaki	ZX6R 600	S6	10	9:28.957	45.682	55.158	10	82.691
16	21	Mike SWANSON	Yamaha	R6 600	S6	10	9:29.467	46.192	55.611	10	82.018
17	87	Steven ALLISON	Kawasaki	ZX6R 600	S6	9	8:46.848	1 Lap	57.068	4	79.924
18	79	Ashley ROBSON	Kawasaki	ZX6R 600	S6	9	8:55.565	1 Lap	58.379	9	78.129
19	102	Greame KERR	Suzuki	GSXR 600	S6	9	8:55.917	1 Lap	58.286	8	78.254
20	17	Roddy MacLEOD	Suzuki	GSXR 600 K7	S6	9	9:12.852	1 Lap	1:00.127	5	75.858
21	58	Barry STEWART	Yamaha	R6 600	S6	9	9:14.218	1 Lap	59.239	9	76.995
Not classified											
DNF	84	Kyle HARPER	Kawasaki	ZX6R 600	S6	5	4:54.521	DNF	55.683	4	81.912
DNF	72	Peter DUNCAN	Triumph	675R	S6	2	2:14.836	DNF	1:10.531	2	64.668
DNS	75	Charlie BUNYAN	Yamaha	R6 600	S6			DNS		0	-
DNS	9	Keith HOUGHTON	Honda	CBR 600	S6			DNS		0	-
DNS	35	Kevin GILES	Kawasaki	ZX6R 600	S6			DNS		0	-
DNS	189	Tom HENDERSON	Kawasaki	ZX6R 600	S6			DNS		0	-
DNS	11	Patrick FORMAN	Kawasaki	ZX6R 600	S6			DNS		0	-

Margin of Victory	Avg. Speed	Best Lap Tm	Best Speed	Best Lap by
3.323	87.164	51.325	88.867	8 - Lewis ROLLO

Clerk of the Course :

Orbits

Sig : Time :

Chief Timekeeper : Ian Sharp (SMART Timing)

www.mylaps.com

Results available at www.mylaps.com and www.smart-timing.co.uk

Licensed to: SMART Timing

Qualifying Results

KMSC National Motorcycle Racing

KMSC Superstock 600

Knockhill 1.267 miles

Race 16 - 2nd Race

24/04/2016 10:15

Race (10 Laps) started at 10:04:25

Lap	Time of Day	Lap Tm	S1	S2	S3	S3Spd	SFSpd	Lap	Time of Day	Lap Tm	S1	S2	S3	S3Spd	SFSpd
(8) Lewis ROLLO															
1	10:05:19.962			19.910	14.674	126.618	120.265	1	10:05:23.332			20.803	15.500	129.053	121.133
2	10:06:11.563	51.601	17.103	19.880	14.618	126.857	119.835	2	10:06:17.490	54.158	18.036	20.559	15.563	127.824	120.915
3	10:07:02.888	51.325	16.987	19.725	14.613	126.857	120.049	3	10:07:11.399	53.909	18.071	20.490	15.348	127.339	120.049
4	10:07:54.400	51.512	16.988	19.860	14.664	126.857	120.049	4	10:08:05.423	54.024	17.888	20.524	15.612	125.905	120.697
5	10:08:46.755	52.355	17.412	19.982	14.961	126.857	119.196	5	10:08:59.344	53.921	18.044	20.505	15.372	129.551	118.985
6	10:09:38.915	52.160	17.203	19.985	14.972	126.857	120.049	6	10:09:52.733	53.389	18.010	20.396	14.983	128.068	121.352
7	10:10:31.410	52.495	17.286	20.548	14.661	126.618	120.265	7	10:10:46.026	53.293	17.680	20.387	15.226	129.302	121.352
8	10:11:24.083	52.673	17.118	20.024	15.531	127.824	119.196	8	10:11:39.652	53.626	17.748	20.328	15.550	128.805	120.265
9	10:12:15.831	51.748	17.115	19.989	14.644	126.618	120.697	9	10:12:33.974	54.322	17.868	21.175	15.279	127.581	120.480
10	10:13:09.059	53.228	17.652	20.783	14.793	126.618	119.835	10	10:13:27.172	53.198	17.844	20.283	15.071	128.313	120.480
(121) Callum PATERSON															
1	10:05:22.027			20.642	15.019	128.805	119.621	1	10:05:23.282			20.846	15.578	126.380	118.985
2	10:06:14.351	52.324	17.490	20.027	14.807	126.857	120.480	2	10:06:18.090	54.808	18.713	20.647	15.448	125.435	118.565
3	10:07:06.447	52.096	17.351	19.949	14.796	127.098	120.049	3	10:07:12.487	54.397	18.345	20.571	15.481	125.905	118.985
4	10:07:58.517	52.070	17.389	19.838	14.843	127.824	119.409	4	10:08:06.123	53.636	17.727	20.408	15.501	125.905	119.196
5	10:08:50.566	52.049	17.455	19.824	14.770	127.824	119.621	5	10:08:59.788	53.665	17.689	20.461	15.515	126.857	118.565
6	10:09:42.437	51.871	17.277	19.789	14.805	127.824	120.697	6	10:09:53.342	53.554	17.773	20.491	15.290	126.857	119.835
7	10:10:35.135	52.698	17.428	19.971	15.299	127.339	117.526	7	10:10:46.627	53.285	17.617	20.376	15.292	125.905	119.835
8	10:11:27.453	52.318	17.356	20.062	14.900	126.380	119.409	8	10:11:40.359	53.732	17.601	20.407	15.724	127.098	118.356
9	10:12:20.121	52.668	17.434	20.336	14.898	126.380	120.480	9	10:12:34.516	54.157	17.694	20.918	15.545	125.435	118.147
10	10:13:12.382	52.261	17.333	19.858	15.070	127.339	119.409	10	10:13:28.082	53.566	17.682	20.581	15.303	124.968	118.565
(81) Ryan WATSON															
1	10:05:22.459			20.756	15.166	124.273	120.265	1	10:05:25.145			21.439	15.920	127.824	121.352
2	10:06:14.637	52.178	17.362	20.117	14.699	126.142	120.049	2	10:06:20.857	55.712	18.570	21.400	15.742	129.802	122.683
3	10:07:07.314	52.677	17.448	20.405	14.824	124.044	118.775	3	10:07:15.599	54.742	18.167	21.123	15.452	128.068	123.815
4	10:07:59.751	52.437	17.364	20.240	14.833	125.201	118.147	4	10:08:10.037	54.438	18.077	20.821	15.540	127.824	122.459
5	10:08:52.393	52.642	17.467	20.333	14.842	124.735	118.565	5	10:09:04.048	54.011	17.984	20.737	15.290	129.302	123.360
6	10:09:45.016	52.623	17.335	20.425	14.863	123.360	118.356	6	10:09:58.164	54.116	17.913	20.800	15.403	128.559	123.133
7	10:10:38.361	53.345	17.418	20.691	15.236	122.459	114.714	7	10:10:52.393	54.229	17.861	20.939	15.429	129.551	122.683
8	10:11:31.791	53.430	17.826	20.632	14.972	124.968	117.526	8	10:11:46.211	53.818	17.824	20.715	15.279	129.302	122.014
9	10:12:24.976	53.185	17.383	20.621	15.181	123.587	113.166	9	10:12:40.537	54.326	17.847	20.762	15.717	127.824	122.236
10	10:13:19.380	54.404	17.669	21.346	15.389	122.459	115.107	10	10:13:35.351	54.814	17.913	21.596	15.305	128.805	123.815
(26) Allan RENNIE															
1	10:05:22.633			20.690	15.727	126.380	120.265	1	10:05:25.570			21.489	16.121	125.435	117.116
2	10:06:16.260	53.627	17.721	20.396	15.510	127.339	121.572	2	10:06:21.156	55.586	18.281	21.164	16.141	124.504	116.912
3	10:07:09.482	53.222	17.634	20.363	15.225	127.098	119.196	3	10:07:16.325	55.169	18.129	21.163	15.877	124.968	116.709
4	10:08:02.423	52.941	17.480	20.304	15.157	128.313	121.352	4	10:08:11.532	55.207	18.097	20.839	16.271	124.273	113.742
5	10:08:55.472	53.049	17.421	20.361	15.267	128.068	120.697	5	10:09:06.548	55.016	18.308	20.817	15.891	125.435	115.703
6	10:09:48.507	53.035	17.284	20.600	15.151	127.581	120.265	6	10:10:01.315	54.767	18.271	20.709	15.787	124.968	117.733
7	10:10:41.951	53.444	17.594	20.584	15.266	128.313	120.480	7	10:10:55.857	54.542	18.045	20.713	15.784	115.305	116.103
8	10:11:35.462	53.511	17.723	20.435	15.353	129.053	119.621	8	10:11:50.798	54.941	18.353	20.817	15.771	123.133	116.304
9	10:12:29.067	53.605	17.585	20.584	15.436	127.339	120.265	9	10:12:45.585	54.787	18.300	20.651	15.836	122.236	116.506
10	10:13:21.900	52.833	17.361	20.360	15.112	128.559	122.014	10	10:13:40.645	55.060	18.150	20.766	16.144	123.360	115.703
(31) Torquil PATERSON															
1	10:05:25.062			20.819	15.601	128.313	121.133	1	10:05:24.187			20.950	15.707	128.313	119.196
2	10:06:18.293	53.231	17.938	20.238	15.055	130.306	122.236	2	10:06:18.784	54.597	18.231	20.728	15.638	127.581	119.196
3	10:07:11.756	53.463	17.930	20.096	15.437	129.302	121.792	3	10:07:13.588	54.804	18.450	20.757	15.597	126.380	116.912
4	10:08:04.891	53.135	17.771	20.181	15.183	127.098	121.133	4	10:08:10.454	56.866	18.153	20.870	17.843	125.201	117.116
5	10:08:58.030	53.139	17.756	20.016	15.367	127.824	119.621	5	10:09:05.672	55.218	18.426	20.804	15.988	125.435	117.116
6	10:09:50.978	52.948	17.632	20.079	15.237	128.313	120.915	6	10:10:01.204	55.532	18.426	21.029	16.077	123.587	115.107
7	10:10:43.974	52.996	17.642	20.102	15.252	128.313	121.792	7	10:10:56.757	55.553	18.632	20.806	16.115	125.905	115.305
8	10:11:37.151	53.177	17.710	20.183	15.284	127.339	121.352	8	10:11:52.360	55.603	18.508	21.126	15.969	124.735	115.504
9	10:12:30.012	52.861	17.711	20.090	15.060	127.098	121.792	9	10:12:47.711	55.351	18.417	20.878	16.056	125.201	115.504
10	10:13:22.371	52.359	17.477	19.909	14.973	128.559	122.014	10	10:13:43.173	55.462	18.436	20.901	16.125	125.435	115.504
(99) Callum GRIGOR															
1	10:05:23.496			20.833	15.431	127.581	119.835	1	10:05:26.822			21.816	15.577	121.352	111.474
2	10:06:17.451	53.955	18.302	20.406	15.247	126.618	118.985	2	10:06:22.856	56.034	18.846	21.421	15.767	120.697	114.714
3	10:07:12.065	54.614	18.219	20.822	15.573	127.581	118.356	3	10:07:18.405	55.549	18.649	21.380	15.520	119.196	109.832
4	10:08:05.390	53.325	17.681	20.384	15.260	125.435	117.940	4	10:08:14.064	55.659	18.545	21.482	15.632	120.049	112.408
5	10:08:58.964	53.574	17.945	20.424	15.205	125.435	117.321	5	10:09:09.064	55.000	18.376	21.299	15.325	121.352	114.323
6	10:09:52.358	53.394	17.612	20.479	15.303	124.968	117.733	6	10:10:04.129	55.065	18.155	21.344	15.566	114.910	115.107
7	10:10:45.845	53.487	17.601	20.580	15.306	124.968	117.321	7	10:10:59.228	55.099	18.569	21.082	15.448	120.265	114.323
8	10:11:39.401	53.556	17.615	20.543	15.398	124.968	117.940	8	10:11:53.699	54.471	18.052	20.939	15.480	121.133	113.549
9	10:12:33.161	53.760	17.785	20.735	15.240	123.815	117.940	9	10:12:51.991	58.292	18.380	22.029	17.883	103.561	91.928
10	10:13:26.649														

Qualifying Results

KMSC National Motorcycle Racing

KMSC Superstock 600
Knockhill 1.267 miles
Race 16 - 2nd Race
24/04/2016 10:15
Race (10 Laps) started at 10:04:25

Lap	Time of Day	Lap Tm	S1	S2	S3	S3Spd	SFSpd	Lap	Time of Day	Lap Tm	S1	S2	S3	S3Spd	SFSpd
3	10:07:22.033	57.133	18.940	21.556	16.637	126.142	117.116	7	10:11:23.893	58.917	19.597	22.222	17.098	114.323	110.193
4	10:08:18.468	56.435	19.330	21.278	15.827	123.360	118.147	8	10:12:22.179	58.286	19.284	22.169	16.833	115.703	111.290
5	10:09:14.689	56.221	18.866	21.312	16.043	125.201	116.709	9	10:13:21.701	59.522	19.094	23.864	16.564	117.733	112.033
6	10:10:10.853	56.164	18.908	21.252	16.004	123.587	116.506								
7	10:11:06.838	55.985	18.814	21.337	15.834	124.273	117.526								
8	10:12:02.942	56.104	18.804	21.313	15.987	124.735	117.526								
9	10:12:58.784	55.842	18.693	21.432	15.717	120.697	117.321								
10	10:13:53.877	55.093	18.534	20.881	15.678	122.908	117.733								
(86) Russell WILL															
1	10:05:29.393			22.423	16.731	126.142	117.940					23.472	17.761	118.985	112.220
2	10:06:25.800	56.407	19.008	21.462	15.937	126.142	120.265					23.273	17.303	116.304	113.935
3	10:07:22.229	56.429	18.499	21.280	16.650	128.313	118.775					23.273	17.161	113.742	112.220
4	10:08:18.982	56.753	19.297	21.384	16.072	126.857	118.775					20.313	23.203	17.086	115.305
5	10:09:15.138	56.156	18.540	21.491	16.125	126.618	119.196					1:00.602	20.114	22.943	17.070
6	10:10:10.925	55.787	18.724	21.215	15.848	126.857	119.621					1:00.127	20.324	23.400	17.177
7	10:11:06.628	55.703	18.386	21.499	15.818	124.968	116.506					1:00.901	20.186	23.316	17.066
8	10:12:02.570	55.942	18.466	21.483	15.993	124.273	117.116					1:00.568	20.283	23.114	17.706
9	10:12:58.996	56.426	18.548	21.829	16.049	123.815	116.103					1:01.103	20.212	23.320	17.227
10	10:13:54.620	55.624	18.588	20.944	16.092	126.857	118.565					1:00.759	20.212	23.320	17.227
(5) Kyle DUNCAN															
1	10:05:26.662			22.036	16.056	125.201	116.912								
2	10:06:24.024	57.362	19.321	21.845	16.196	124.735	115.703								
3	10:07:21.657	57.633	18.942	21.784	16.907	123.587	115.703								
4	10:08:17.775	56.118	18.664	21.611	15.843	124.504	116.304								
5	10:09:14.244	56.469	18.796	21.689	15.984	124.735	114.910								
6	10:10:12.541	58.297	18.786	21.520	17.991	122.908	116.103								
7	10:11:07.976	55.435	18.510	21.237	15.688	124.044	116.506								
8	10:12:03.547	55.571	18.562	21.217	15.792	125.435	115.703								
9	10:12:59.583	56.036	18.518	21.404	16.114	124.968	115.703								
10	10:13:54.741	55.158	18.306	20.955	15.897	125.905	115.703								
(21) Mike SWANSON															
1	10:05:27.240			21.937	16.340	124.735	117.733								
2	10:06:24.155	56.915	19.050	21.812	16.053	124.735	117.733								
3	10:07:21.899	57.744	19.249	21.598	16.897	124.968	115.703								
4	10:08:18.238	56.339	18.821	21.394	16.124	125.435	117.116								
5	10:09:15.009	56.771	18.663	21.612	16.496	123.815	114.518								
6	10:10:11.485	56.476	19.113	21.343	16.020	124.968	116.304								
7	10:11:07.295	55.810	18.543	21.399	15.868	124.044	117.733								
8	10:12:03.261	55.966	18.561	21.423	15.982	124.273	117.116								
9	10:12:59.640	56.379	18.621	21.866	15.892	125.435	116.304								
10	10:13:55.251	55.611	18.582	21.226	15.803	125.670	116.103								
(87) Steven ALLISON															
1	10:05:30.104			22.573	16.706	120.265	115.903								
2	10:06:28.879	58.775	19.783	22.578	16.414	119.621	117.116								
3	10:07:26.441	57.562	19.329	22.009	16.224	117.116	114.910								
4	10:08:23.509	57.068	18.990	21.770	16.308	118.147	114.323								
5	10:09:20.863	57.354	18.942	21.604	16.808	118.565	113.166								
6	10:10:18.996	58.133	19.222	21.946	16.965	117.526	113.742								
7	10:11:16.842	57.846	19.217	21.990	16.639	117.733	114.518								
8	10:12:14.193	57.351	19.160	21.912	16.279	116.506	115.305								
9	10:13:12.632	58.439	19.134	22.722	16.583	118.985	115.305								
(79) Ashley ROBSON															
1	10:05:30.905			23.149	16.336	114.714	114.129								
2	10:06:29.297	58.392	19.369	22.577	16.446	115.305	111.846								
3	10:07:28.376	59.079	19.473	22.241	17.365	115.107	109.296								
4	10:08:27.195	58.819	19.511	22.583	16.725	116.103	110.012								
5	10:09:26.600	59.405	19.947	22.432	17.026	114.323	108.941								
6	10:10:25.368	58.768	19.657	22.393	16.718	115.107	110.739								
7	10:11:24.242	58.874	19.729	22.290	16.855	112.976	108.764								
8	10:12:22.970	58.728	19.645	22.502	16.581	114.910	109.474								
9	10:13:21.349	58.379	19.351	22.768	16.260	116.304	113.166								
(102) Greame KERR															
1	10:05:29.545			22.377	17.296	118.985	112.033								
2	10:06:28.738	59.193	19.936	22.165	17.092	117.321	110.922								
3	10:07:27.757	59.019	19.717	22.264	17.038	116.709	110.922								
4	10:08:27.055	59.298	19.754	22.721	16.823	117.940	109.832								
5	10:09:26.291	59.236	19.795	22.266	17.175	115.703	110.374								
6	10:10:24.976	58.685	19.614	22.240	16.831	117.526	110.374								

Clerk of the Course :
Sig : Time :
Chief Timekeeper : Ian Sharp (SMART Timing)
Results available at www.mylaps.com and www.smart-timing.co.uk
Orbits


Race Results

KMSC National Motorcycle Racing

Lapchart

KMSC Superstock 600

Knockhill 1.267 miles

Race 16 - 2nd Race

24/04/2016 10:15

Race (10 Laps) started at 10:04:25

Competitors	Laps									
	1	2	3	4	5	6	7	8	9	10
Lewis ROLLO (8)	1	8	8	8	8	8	8	8	8	8
Matt TRUELOVE (59)	2	59	59	59	59	59	59	59	59	59
Ewan GRAY (45)	3	45	45	45	45	45	45	45	45	45
Torquill PATERSON (31)	4	31	31	31	31	31	31	31	31	31
Callum PATERSON (121)	5	121	99	15	30	30	30	30	30	30
Harry TRUELOVE (15)	6	15	15	30	99	99	99	99	99	99
Callum GRIGOR (99)	7	99	121	99	15	15	15	15	15	15
Paul BOWERBANK (28)	8	28	30	121	121	121	121	121	121	121
Liam SHELLCOCK (30)	9	30	28	28	81	81	81	81	81	81
Ryan WATSON (81)	10	81	81	81	28	28	28	26	26	26
Allan RENNIE (26)	11	26	26	26	26	26	26	28	28	28
Kyle DUNCAN (5)	12	5	64	64	64	64	64	64	64	64
Sam MUNRO (64)	13	64	5	84	84	5	85	86	86	85
Mike SWANSON (21)	14	21	21	5	5	85	86	85	85	86
Steve HORNE (85)	15	85	84	21	21	21	21	21	5	5
Kyle HARPER (84)	16	84	85	85	85	86	5	5	5	21
Russell WILL (86)	17	86	86	86	86	84	87	87	87	87
Greame KERR (102)	18	102	102	87	87	87	102	102	102	79
Peter DUNCAN (72)	19	72	87	102	102	102	79	79	79	102
Steven ALLISON (87)	20	87	79	79	79	79	17	17	17	17
Ashley ROBSON (79)	21	79	17	17	17	17	58	58	58	58
Roddy MacLEOD (17)	22	17	58	58	58	58				
Barry STEWART (58)	23	58	72							
-	24									
-	25									
-	26									
-	27									
-	28									

Margin of Victory	Avg. Speed	Best Lap Tm	Best Speed	Best Lap by
3.323	87.164	51.325	88.867	8 - Lewis ROLLO

Clerk of the Course :

Orbits

Sig :

Time :

Chief Timekeeper : Ian Sharp (SMART Timing)

 Results available at www.mylaps.com and www.smart-timing.co.uk


Race Results

KMSC National Motorcycle Racing

Sorted on Laps

MT 125's

Knockhill 1.267 miles

Race 17 - 3rd Race

24/04/2016 10:30

Race (10 Laps) started at 10:19:23

Pos	No.	Name	Make/Model	CC	Class	Laps	Total Tm	Diff	Best Tm	In Lap	Best Speed
1	4	Jerry LODGE	Honda	MT125	HMT	10	11:20.371		1:07.168	4	67.906
2	8	Robin LAMB	Honda	MT125	HMT	10	11:24.671	4.300	1:07.852	4	67.221
3	35	Stuart COX	Honda	MT125	HMT	10	11:30.431	10.060	1:08.069	7	67.007
4	33	Norman BECKETT	Honda	MT125	HMT	10	11:42.493	22.122	1:08.683	9	66.408
5	177	Christian GUNSON	Honda	MT125	HMT	10	11:51.758	31.387	1:09.683	6	65.455
6	14	Andrew GREEN	Honda	MT125	HMT	10	12:04.851	44.480	1:10.372	5	64.814
7	111	Alexander ROBERTSON	Honda	MT125	HMT	10	12:15.417	55.046	1:11.021	10	64.222
8	29	Reg SQUIRE	Honda	RS125	HMT	9	11:29.954	1 Lap	1:15.204	3	60.650
Not classified											
DNF	19	Paul KIRKBY	Honda	MT125	HMT	7	8:16.166	DNF	1:09.527	4	65.602
DNS	110	Symon WOODWARD	Honda	MT125	HMT			DNS		0	-
DNS	2	Roddy TAYLOR	Honda	MT125	HMT			DNS		0	-

Margin of Victory	Avg. Speed	Best Lap Tm	Best Speed	Best Lap by
4.300	67.038	1:07.168	67.906	4 - Jerry LODGE

Clerk of the Course :

Orbits

Sig : Time :

Chief Timekeeper : Ian Sharp (SMART Timing)

www.mylaps.com

Results available at www.mylaps.com and www.smart-timing.co.uk

Licensed to: SMART Timing

Qualifying Results

KMSC National Motorcycle Racing

MT 125's

Knockhill 1.267 miles

Race 17 - 3rd Race

24/04/2016 10:30

Race (10 Laps) started at 10:19:23

Lap	Time of Day	Lap Tm	S1	S2	S3	S3Spd	SFSpd	Lap	Time of Day	Lap Tm	S1	S2	S3	S3Spd	SFSpd
(4) Jerry LODGE															
1	10:20:35.368			26.480	19.834	80.755	79.323	1	10:20:42.944			28.522	22.022	76.172	72.549
2	10:21:43.212	1:07.844	22.046	25.741	20.057	82.951	74.981	2	10:21:56.326	1:13.382	23.956	27.810	21.616	76.086	71.315
3	10:22:51.104	1:07.892	22.055	26.056	19.781	84.625	78.032	3	10:23:09.576	1:13.250	24.044	27.585	21.621	77.313	71.013
4	10:23:58.272	1:07.168	22.012	25.517	19.639	83.675	77.047	4	10:24:23.329	1:13.753	24.318	27.830	21.605	78.214	72.314
5	10:25:06.181	1:07.909	22.212	25.703	19.994	81.146	77.402	5	10:25:36.552	1:13.223	24.095	27.576	21.552	78.214	72.236
6	10:26:13.801	1:07.620	22.069	25.653	19.898	81.839	78.032	6	10:26:49.721	1:13.169	24.118	27.320	21.731	76.259	71.620
7	10:27:21.399	1:07.598	22.061	25.605	19.932	82.039	78.305	7	10:28:02.732	1:13.011	24.044	27.499	21.468	75.064	72.864
8	10:28:28.589	1:07.190	22.001	25.350	19.839	82.139	78.488	8	10:29:15.841	1:13.109	24.360	27.465	21.284	76.607	71.850
9	10:29:36.402	1:07.813	22.106	25.667	20.040	82.139	77.581	9	10:30:27.971	1:12.130	23.900	27.334	20.896	77.581	72.706
10	10:30:43.946	1:07.544	21.957	25.854	19.733	81.739	77.941	10	10:31:38.992	1:11.021	23.426	26.543	21.052	78.123	72.470
(29) Reg SQUIRE															
1	10:20:45.344							1	10:20:45.344			29.412	21.615	83.157	82.139
2	10:22:01.104							2	10:22:01.104	1:15.760	24.813	29.485	21.462	83.571	81.839
3	10:23:16.308	1:15.204	22.160	25.880	20.094	85.054	78.950	3	10:23:16.308	1:15.204	25.041	28.837	21.326	84.732	79.985
4	10:24:32.416	1:16.108	22.221	25.902	20.066	85.487	79.606	4	10:24:32.416	1:16.108	25.758	28.779	21.571	84.518	81.540
5	10:25:48.351	1:15.935	22.286	25.735	19.831	86.257	79.795	5	10:25:48.351	1:15.935	24.797	28.749	22.389	83.885	80.176
6	10:27:04.887	1:16.536	22.289	25.765	20.307	86.146	79.890	6	10:27:04.887	1:16.536	25.254	28.904	22.378	82.645	77.581
7	10:28:20.623	1:15.736	22.289	25.922	20.028	86.035	79.700	7	10:28:20.623	1:15.736	25.144	28.708	21.884	81.639	79.890
8	10:29:37.154	1:16.531	22.148	25.916	20.083	85.054	80.176	8	10:29:37.154	1:16.531	26.140	28.006	22.385	85.270	77.402
9	10:30:53.529	1:16.375	22.345	25.868	20.234	84.095	79.700	9	10:30:53.529	1:16.375	26.612	28.344	21.419	83.675	81.540
(19) Paul KIRKBY															
1	10:20:39.862			26.042	20.362	82.039	74.981	1	10:20:39.862			27.047	20.650	80.755	74.730
2	10:21:50.647	1:08.392	22.281	25.724	20.387	81.048	73.422	2	10:21:50.647	1:10.785	23.183	26.724	20.878	80.081	73.664
3	10:23:00.649	1:09.390	22.350	26.465	20.575	79.795	73.907	3	10:23:00.649	1:10.002	22.789	26.382	20.831	81.739	73.989
4	10:24:10.176	1:08.206	22.265	25.773	20.168	81.048	74.399	4	10:24:10.176	1:09.527	22.769	26.172	20.586	82.240	74.897
5	10:25:20.318	1:08.484	22.242	25.968	20.274	81.048	75.064	5	10:25:20.318	1:10.142	22.689	26.539	20.914	79.985	74.399
6	10:26:30.158	1:08.281	22.150	25.754	20.377	79.511	74.316	6	10:26:30.158	1:09.840	22.832	26.150	20.858	78.123	75.148
7	10:27:39.741	1:08.069	21.938	25.678	20.453	79.606	74.070	7	10:27:39.741	1:09.583	22.655	26.273	20.655	79.700	75.064
(33) Norman BECKETT															
1	10:20:39.138			27.171	20.629	78.950	75.317	1	10:20:39.138						
2	10:21:48.726	1:09.588	22.490	26.504	20.594	81.146	73.502	2	10:21:48.726	1:09.588	22.490	26.504	20.594	81.146	73.502
3	10:23:00.018	1:11.292	22.527	26.419	22.346	80.465	62.426	3	10:23:00.018	1:11.292	22.527	26.419	22.346	80.465	62.426
4	10:24:09.639	1:09.621	23.211	26.076	20.334	81.739	76.345	4	10:24:09.639	1:09.621	23.211	26.076	20.334	81.739	76.345
5	10:25:20.092	1:10.453	22.684	27.004	20.765	77.491	72.706	5	10:25:20.092	1:10.453	22.684	27.004	20.765	77.491	72.706
6	10:26:30.114	1:10.022	22.032	26.370	20.620	81.048	73.989	6	10:26:30.114	1:10.022	22.032	26.370	20.620	81.048	73.989
7	10:27:39.367	1:09.253	22.203	26.346	20.704	78.672	73.583	7	10:27:39.367	1:09.253	22.203	26.346	20.704	78.672	73.583
8	10:28:48.663	1:09.296	22.493	26.106	20.697	79.136	74.399	8	10:28:48.663	1:09.296	22.493	26.106	20.697	79.136	74.399
9	10:29:57.346	1:08.683	22.429	25.899	20.355	79.323	74.399	9	10:29:57.346	1:08.683	22.429	25.899	20.355	79.323	74.399
10	10:31:06.068	1:08.722	22.396	25.868	20.458	79.417	74.981	10	10:31:06.068	1:08.722	22.396	25.868	20.458	79.417	74.981
(177) Christian GUNSON															
1	10:20:38.498			27.097	20.828	78.580	74.316	1	10:20:38.498						
2	10:21:49.166	1:10.668	22.756	26.664	21.248	79.136	73.989	2	10:21:49.166	1:10.668	22.756	26.664	21.248	79.136	73.989
3	10:22:59.085	1:09.919	22.629	26.623	20.667	81.146	73.102	3	10:22:59.085	1:09.919	22.629	26.623	20.667	81.146	73.102
4	10:24:09.492	1:10.407	22.884	26.873	20.650	77.761	73.989	4	10:24:09.492	1:10.407	22.884	26.873	20.650	77.761	73.989
5	10:25:20.767	1:11.275	23.040	26.884	21.351	77.761	74.981	5	10:25:20.767	1:11.275	23.040	26.884	21.351	77.761	74.981
6	10:26:30.450	1:09.683	22.657	26.383	20.643	81.739	75.402	6	10:26:30.450	1:09.683	22.657	26.383	20.643	81.739	75.402
7	10:27:40.620	1:10.170	22.483	26.887	20.800	78.305	74.234	7	10:27:40.620	1:10.170	22.483	26.887	20.800	78.305	74.234
8	10:28:54.828	1:14.208	26.100	27.154	20.954	76.519	73.664	8	10:28:54.828	1:14.208	26.100	27.154	20.954	76.519	73.664
9	10:30:05.081	1:10.253	22.771	26.721	20.761	76.782	73.907	9	10:30:05.081	1:10.253	22.771	26.721	20.761	76.782	73.907
10	10:31:15.333	1:10.252	22.583	26.814	20.855	76.694	72.943	10	10:31:15.333	1:10.252	22.583	26.814	20.855	76.694	72.943
(14) Andrew GREEN															
1	10:20:40.927			27.813	21.663	78.950	72.706	1	10:20:40.927						
2	10:21:52.419	1:11.492	23.664	26.734	21.094	79.511	73.182	2	10:21:52.419	1:11.492	23.664	26.734	21.094	79.511	73.182
3	10:23:03.492	1:11.073	23.317	26.874	20.882	79.417	72.943	3	10:23:03.492	1:11.073	23.317	26.874	20.882	79.417	72.943
4	10:24:14.250	1:10.758	23.549	26.444	20.765	79.323	73.342	4	10:24:14.250	1:10.758	23.549	26.444	20.765	79.323	73.342
5	10:25:24.622	1:10.372	23.109	26.404	20.859	78.123	73.022	5	10:25:24.622	1:10.372	23.109	26.404	20.859	78.123	73.022
6	10:26:35.605	1:10.983	23.329	26.604	21.050	79.417	73.022	6	10:26:35.605	1:10.983	23.329	26.604	21.050	79.417	73.022
7	10:27:46.707	1:11.102	23.147	26.831	21.124	78.032	72.470	7	10:27:46.707	1:11.102	23.147	26.831	21.124	78.032	72.470
8	10:28:59.276	1:12.569	24.148	27.085	21.336	78.305	72.314	8	10:28:59.276	1:12.569	24.148	27.085	21.336	78.305	72.314
9	10:30:13.152	1:13.876	24.203	27.652	22.021	76.172	71.696	9	10:30:13.152	1:13.876	24.203	27.652	22.021	76.172	71.696
10	10:31:28.426	1:15.274	24.128	28.237	22.909	74.234	66.377	10	10:31:28.426	1:15.274	24.128	28.237	22.909	74.234	66.377
(111) Alexander ROBERTSON															

Clerk of the Course :

Sig : Time :

Chief Timekeeper : Ian Sharp (SMART Timing)

Results available at www.mylaps.com and www.smart-timing.co.uk

Printed: 25/04/2016 18:40:22

Orbits



KMSC National Motorcycle Racing

Lapchart

MT 125's

Knockhill 1.267 miles

Race 17 - 3rd Race

24/04/2016 10:30

Race (10 Laps) started at 10:19:23

Competitors	Laps									
	1	2	3	4	5	6	7	8	9	10
Robin LAMB (8)	8	8	4	4	4	4	4	4	4	4
Jerry LODGE (4)	4	4	8	8	8	8	8	8	8	8
Stuart COX (35)	35	35	35	35	35	35	35	35	35	35
Christian GUNSON (177)	177	33	177	177	33	33	33	33	33	33
Norman BECKETT (33)	33	177	33	33	19	19	19	177	177	177
Paul KIRKBY (19)	19	19	19	19	177	177	177	14	14	14
Andrew GREEN (14)	14	14	14	14	14	14	14	111	111	111
Alexander ROBERTSON (111)	111	111	111	111	111	111	111	29	29	
Reg SQUIRE (29)	29	29	29	29	29	29	29			
-	10									
-	11									

Margin of Victory	Avg. Speed	Best Lap Tm	Best Speed	Best Lap by
4.300	67.038	1:07.168	67.906	4 - Jerry LODGE

Clerk of the Course :

Orbits

Sig : Time :
Chief Timekeeper : Ian Sharp (SMART Timing)

Results available at www.mylaps.com and www.smart-timing.co.uk

Printed: 25/04/2016 18:41:10



KMSC National Motorcycle Racing

MT 125's

Knockhill 1.267 miles

Race 24 - 4th Race

24/04/2016 13:15

Race (10 Laps) started at 13:02:55

POLE POSITION

1	1 4 Jerry LODGE	2 8 Robin LAMB	3 35 Stuart COX
2	4 33 Norman BECKETT	5 177 Christian GUNSON	6 14 Andrew GREEN
3	7 111 Alexander ROBERTSON	8 29 Reg SQUIRE	9 19 Paul KIRKBY
4	10 110 Symon WOODWARD	11 2 Roddy TAYLOR	12 11 Matt TRUELOVE

Clerk of the Course :

Sig : Time :

Chief Timekeeper : Ian Sharp (SMART Timing)

Results available at www.mylaps.com and www.smart-timing.co.uk

Orbits



Race Results

KMSC National Motorcycle Racing

Sorted on Laps

KMSC Lightweights

Knockhill 1.267 miles

Race 18 - 2nd Race

24/04/2016 10:45

Race (10 Laps) started at 10:37:59

Pos	No.	Name	Make/Model	CC	Class	Laps	Total Tm	Diff	Best Tm	In Lap	Best Speed
1	15	Keith DICKIE	Kawasaki	ER6	SL	10	9:16.560		54.996	3	82.935
2	5	Gillian McGAW	Kawasaki	650	SL	10	9:23.923	7.363	56.105	4	81.296
3	49	Paul McCLUNG	Kawasaki	ER6	SL	10	9:28.192	11.632	55.108	10	82.766
4	4	Alan GIBSON	Suzuki	SV650	SL	10	9:34.704	18.144	57.207	3	79.730
5	21	Grant REID	Kawasaki	ER6	SL	10	9:47.354	30.794	57.676	8	79.081
6	66	Kevin WATRET	Kawasaki	ER6	SL	10	9:48.623	32.063	58.334	3	78.189
7	24	Alex REID	Suzuki	650	SL	10	9:49.549	32.989	58.505	8	77.961
8	39	Stuart HAMILTON	Kawasaki	ER650	SL	10	9:57.784	41.224	59.340	5	76.864
9	13	Andrew BARTON	Suzuki	SV650	SL	10	10:07.697	51.137	59.196	3	77.051
10	121	Robert WOODWARD	Suzuki	SV650	SL	10	10:11.900	55.340	1:00.788	3	75.033
11	79	Ashley ROBSON	Kawasaki	ZXR400	SL	10	10:13.593	57.033	1:00.192	6	75.776
12	16	Gerry KEIRNAN	Suzuki	SV650	SL	10	10:13.984	57.424	1:00.032	10	75.978
13	29	Eric UTTERSON	Suzuki	SV650	SL	9	9:18.402	1 Lap	1:01.393	8	74.293
14	25	Jim PURVIS	Yamaha	FZR400	SL	9	9:19.230	1 Lap	1:01.402	7	74.282
15	67	Eddie BUTLER	Honda	SP1	SL	9	9:33.287	1 Lap	1:01.146	9	74.593
16	74	Christine WATSON	Suzuki	SV650	SL	9	9:33.399	1 Lap	1:03.002	7	72.396
17	112	Gordon MILLAR	Suzuki	SV650	SL	9	9:40.358	1 Lap	1:03.109	9	72.273
18	189	Gary CRAIG	Suzuki	SV650	SL	9	9:50.524	1 Lap	1:03.996	8	71.272
19	117	Lianne MAYHEW	Kawasaki	ZX6R 400	SL	9	9:55.209	1 Lap	1:04.696	2	70.500
20	118	Rod WALKER	Kawasaki	ZXR400	SL	9	10:14.430	1 Lap	1:05.655	9	69.471
21	110	Symon WOODWARD	Kawasaki	ZXR400	SL	9	10:15.828	1 Lap	1:06.647	8	68.437
22	194	Robyn LINDSAY	Kawasaki	ZXR400	SL	8	9:18.792	2 Laps	1:08.229	5	66.850

Not classified

DNF	134	Kenneth THIRLWALL	Kawasaki	ER6	SL	3	3:10.653	DNF	1:02.192	2	73.339
DNF	90	David McNAIRN	Suzuki	SV650	SL	2	2:07.866	DNF	1:03.188	2	72.183
DNS	55	Tom ROBINSON	Aprilia	RRV 450	SL			DNS		0	-
DNS	162	Patrick POLLARD	Suzuki	SV650	SL			DNS		0	-
DNS	11	Lewis PATERSON	Suzuki	SV650	SL			DNS		0	-
DNS	54	Ryan GIBSON	Kawasaki	ZXR400	SL			DNS		0	-
DNS	111	Allan McCLEARY	Suzuki	SV650	SL			DNS		0	-

Announcements

Bike No.49 - Racetime includes 10 second penalty - Overtaking under Yellow Flags.

Margin of Victory	Avg. Speed	Best Lap Tm	Best Speed	Best Lap by
7.363	81.951	54.996	82.935	15 - Keith DICKIE

Clerk of the Course :

Orbits

Sig : Time :

Chief Timekeeper : Ian Sharp (SMART Timing)

www.mylaps.com

Results available at www.mylaps.com and www.smart-timing.co.uk

Licensed to: SMART Timing

Qualifying Results

KMSC National Motorcycle Racing

KMSC Lightweights

Knockhill 1.267 miles

Race 18 - 2nd Race

24/04/2016 10:45

Race (10 Laps) started at 10:37:59

Lap	Time of Day	Lap Tm	S1	S2	S3	S3Spd	SFSpd	Lap	Time of Day	Lap Tm	S1	S2	S3	S3Spd	SFSpd	
(15) Keith DICKIE																
1	10:38:53.178			21.475	16.100	113.549	111.474	1	10:38:57.346			23.073	17.216	106.183	98.543	
2	10:39:49.039	55.861	18.424	21.256	16.181	113.166	111.846	2	10:39:56.639	59.293	19.467	22.750	17.076	106.520	98.833	
3	10:40:44.035	54.996	18.115	20.893	15.988	113.549	112.597	3	10:40:55.721	59.082	19.306	22.856	16.920	107.030	99.125	
4	10:41:39.533	55.498	18.356	21.138	16.004	113.166	111.290	4	10:41:54.846	59.125	19.337	22.719	17.069	107.544	99.125	
5	10:42:35.451	55.918	18.326	21.300	16.292	115.107	111.105	5	10:42:54.251	59.405	19.256	23.174	16.975	106.520	99.125	
6	10:43:30.972	55.521	18.155	21.351	16.015	113.549	110.922	6	10:43:52.908	58.657	19.041	22.536	17.080	108.413	96.976	
7	10:44:27.352	56.380	18.459	21.789	16.132	112.976	110.556	7	10:44:52.759	59.851	19.396	23.573	16.882	106.183	98.979	
8	10:45:23.660	56.308	18.463	21.480	16.365	112.976	110.556	8	10:45:51.264	58.505	19.066	22.655	16.784	108.238	99.419	
9	10:46:19.755	56.095	18.488	21.320	16.287	113.742	110.739	9	10:46:49.905	58.641	19.056	22.725	16.860	107.544	98.688	
10	10:47:16.519	56.764	18.343	22.080	16.338	113.357	109.296	10	10:47:49.508	59.603	19.678	22.863	17.062	106.351	98.833	
(5) Gillian McGAW																
1	10:38:54.729			21.831	16.216	117.940	109.474	(39) Stuart HAMILTON	1	10:38:57.777			23.057	17.054	111.474	104.529
2	10:39:50.942	56.213	18.676	21.412	16.125	118.147	110.012	2	10:39:58.023	1:00.246	20.239	22.922	17.085	111.474	104.529	
3	10:40:47.206	56.264	18.417	21.597	16.250	117.116	108.941	3	10:40:57.501	59.478	19.656	22.680	17.142	111.105	103.721	
4	10:41:43.311	56.105	18.516	21.461	16.128	117.526	108.941	4	10:41:57.346	59.845	20.092	22.774	16.979	111.474	103.721	
5	10:42:39.518	56.207	18.416	21.511	16.280	116.506	109.653	5	10:42:56.686	59.340	19.559	22.665	17.112	109.832	103.882	
6	10:43:36.594	57.076	19.254	21.510	16.312	116.506	108.588	6	10:43:56.247	59.561	19.554	22.901	17.106	109.118	103.721	
7	10:44:33.143	56.549	18.900	21.375	16.274	118.775	110.012	7	10:44:56.127	59.880	19.678	22.980	17.222	110.556	103.721	
8	10:45:30.157	57.014	18.421	22.283	16.310	117.321	109.832	8	10:45:57.374	1:01.247	20.435	23.672	17.140	109.296	103.402	
9	10:46:27.137	56.980	18.886	21.952	16.142	116.506	109.118	9	10:46:57.931	1:00.557	19.689	22.955	17.913	108.764	94.919	
10	10:47:23.882	56.745	18.465	21.614	16.666	116.304	107.201	10	10:47:57.743	59.812	19.770	22.884	17.158	110.193	103.882	
(49) Paul McCLUNG																
1	10:38:58.027			21.998	16.253	115.107	108.238	1	10:38:59.476			23.306	17.168	109.653	101.524	
2	10:39:54.289	56.262	18.560	21.471	16.231	114.129	107.717	2	10:40:00.194	1:00.718	20.063	23.052	17.603	107.372	101.987	
3	10:40:49.859	55.570	18.248	21.156	16.166	114.714	108.413	3	10:40:59.390	59.196	19.739	22.473	16.984	106.351	101.218	
4	10:41:45.184	55.325	18.037	21.148	16.140	114.518	107.201	4	10:41:58.968	59.578	19.965	22.456	17.157	106.520	100.914	
5	10:42:40.326	55.142	18.078	21.042	16.022	113.935	107.030	5	10:42:58.948	59.980	19.921	22.620	17.439	105.515	99.714	
6	10:43:36.903	56.577	18.827	21.549	16.201	111.846	107.372	6	10:43:59.615	1:00.667	20.281	22.948	17.438	103.561	99.419	
7	10:44:32.375	55.472	18.351	21.072	16.049	114.129	106.520	7	10:45:00.922	1:01.307	20.277	23.295	17.735	100.762	98.543	
8	10:45:27.703	55.328	18.274	21.001	16.053	113.742	106.520	8	10:46:03.328	1:02.406	20.574	24.108	17.254	102.768	100.161	
9	10:46:23.043	55.340	18.254	21.016	16.070	113.166	106.520	9	10:47:05.845	1:02.517	20.688	24.230	17.599	101.371	97.117	
10	10:47:18.151	55.108	17.988	20.820	16.300	114.518	104.856	10	10:48:07.656	1:01.811	20.531	23.439	17.841	104.043	98.111	
(121) Robert WOODWARD																
1	10:38:58.941			21.971	16.747	111.290	108.764	1	10:38:58.941			23.322	16.943	106.689	100.914	
2	10:39:52.479	57.311	19.076	21.936	16.299	110.739	108.764	2	10:40:00.696	1:01.755	20.231	23.723	17.801	103.561	98.688	
3	10:40:49.686	57.207	19.040	21.748	16.419	109.832	108.238	3	10:41:01.484	1:00.788	20.218	23.262	17.308	104.692	99.566	
4	10:41:47.007	57.321	19.190	21.808	16.323	110.739	108.413	4	10:42:02.805	1:01.321	20.493	23.272	17.556	103.402	98.398	
5	10:42:44.353	57.346	19.129	21.954	16.263	110.556	108.588	5	10:43:04.621	1:01.816	20.525	23.345	17.946	103.561	96.697	
6	10:43:43.145	58.792	19.355	23.010	16.427	109.118	107.890	6	10:44:05.937	1:01.316	20.626	23.288	17.402	103.561	99.566	
7	10:44:40.473	57.328	19.056	21.952	16.320	110.193	107.544	7	10:45:07.134	1:01.197	20.385	23.335	17.477	103.882	99.125	
8	10:45:38.364	57.891	19.031	22.198	16.662	109.118	105.848	8	10:46:08.296	1:01.162	20.386	23.321	17.455	104.043	100.161	
9	10:46:35.926	57.562	19.251	22.081	16.230	111.660	108.413	9	10:47:10.259	1:01.963	21.184	23.489	17.290	103.882	100.011	
10	10:47:34.663	58.737	19.285	22.419	17.033	109.474	107.030	10	10:48:11.859	1:01.600	20.632	23.765	17.203	103.402	99.125	
(79) Ashley ROBSON																
1	10:39:01.511			23.657	17.133	114.518	106.859	1	10:39:02.543			24.018	18.029	104.204	100.011	
2	10:39:59.729	58.218	19.563	22.111	16.544	116.709	109.296	2	10:40:03.985	1:01.442	20.900	23.031	17.511	107.890	99.566	
3	10:40:57.498	57.769	19.033	22.044	16.692	116.103	109.474	3	10:41:05.222	1:01.237	20.363	23.270	17.604	103.882	100.011	
4	10:41:55.380	57.882	19.288	22.136	16.458	116.103	108.941	4	10:42:06.274	1:01.052	20.127	22.863	18.062	104.692	95.459	
5	10:42:53.257	57.877	19.055	22.240	16.582	115.107	109.296	5	10:43:06.555	1:00.281	19.922	22.745	17.614	101.678	99.863	
6	10:43:51.308	58.051	19.356	22.478	16.217	115.305	108.413	6	10:44:06.747	1:00.192	19.786	22.775	17.631	102.142	97.540	
7	10:44:50.820	59.512	19.582	23.365	16.565	110.374	107.544	7	10:45:08.574	1:01.827	20.056	22.979	18.792	102.926	96.005	
8	10:45:48.496	57.676	19.125	22.099	16.452	114.714	107.890	8	10:46:09.537	1:00.963	20.030	23.004	17.929	102.611	95.053	
9	10:46:46.712	58.216	19.020	22.281	16.915	114.323	106.689	9	10:47:12.450	1:02.913	20.721	24.720	17.472	103.242	98.833	
10	10:47:47.313	1:00.601	19.297	24.642	16.662	114.323	107.544	10	10:48:13.552	1:01.102	19.830	22.867	18.405	103.402	96.419	
(66) Kevin WATRET																
1	10:38:57.805			22.979	16.970	112.786	107.030	(16) Gerry KEIRNAN	1	10:39:02.594			24.498	17.808	110.556	104.692
2	10:39:56.446	58.641	19.471	22.368	16.802	113.166	106.859	2	10:40:04.766	1:02.172	20.996	23.659	17.517	110.193	101.371	
3	10:40:54.780	58.334	19.194	22.645	16.495	113.549	106.520	3	10:41:05.450	1:00.684	20.318	23.019	17.347	110.193	103.882	
4	10:41:54.067	59.287	19.689	22.669	16.929	112.976	106.520	4	10:42:07.571	1:02.121	21.348	23.108	17.665	108.413	103.242	
5	10:42:52.815	58.748	19.328	22.569	16.851	112.597	105.848	5	10:43:08.760	1:01.189	20.386	23.195	17.608	106.859	102.454	
6	10:43:51.649	58.834	19.444	22.632	16.758	112.033	106.183	6	10:44:10.131	1:01.371	20.490	23.260	17.621	107.030	102.298	
7	10:44:51.879	1:00.230	20.097	23.115	17.018	112.408	106.351	7	10:45:11.097	1:00.966	20.348	23.017	17.601	108.413	100.914	

Qualifying Results

KMSC National Motorcycle Racing

KMSC Lightweights

Knockhill 1.267 miles

Race 18 - 2nd Race

24/04/2016 10:45

Race (10 Laps) started at 10:37:59

Lap	Time of Day	Lap Tm	S1	S2	S3	S3Spd	SFSpd	Lap	Time of Day	Lap Tm	S1	S2	S3	S3Spd	SFSpd
(118) Rod WALKER															
1	10:39:12.683							2	10:40:21.962	1:09.279	23.320	26.474	19.485	89.716	84.625
2	10:41:29.898	1:07.936	22.815	25.583	19.538	90.442	85.162	3	10:42:37.794	1:07.896	22.399	25.767	19.730	91.427	84.732
3	10:43:47.356	1:09.562	23.267	26.457	19.838	92.181	84.200	4	10:44:54.717	1:07.361	22.315	25.750	19.296	92.562	85.054
4	10:46:02.388	1:07.671	22.659	25.390	19.622	92.818	83.885	5	10:47:08.734	1:06.346	22.214	25.146	18.986	93.465	87.266
5	10:48:14.389	1:05.655	21.637	24.666	19.352	92.054	84.412	6							
(110) Symon WOODWARD															
1	10:39:10.505							1	10:39:10.505			27.157	19.919	92.054	85.379
2	10:40:19.917	1:09.412	22.433	26.591	20.388	90.932	83.260	2	10:41:29.184	1:09.267	22.834	26.659	19.774		86.035
3	10:42:37.895	1:08.711	22.202	26.353	20.156		82.645	3	10:43:46.595	1:08.700	23.054	26.260	19.386		86.146
4	10:44:54.335	1:07.740	21.907	26.429	19.404		86.814	4	10:46:02.025	1:07.690	21.986	26.241	19.463		86.702
5	10:47:08.672	1:06.647	21.685	25.716	19.246	92.562	86.035	5	10:48:15.787	1:07.115	22.281	25.741	19.093		86.035
6							86.035	6							
(194) Robyn LINDSAY															
1	10:39:12.632							1	10:39:12.632			27.703	20.690	92.947	89.239
2	10:40:22.763	1:10.131	22.968	27.110	20.053	89.358	88.649	2	10:41:32.038	1:09.275	23.398	26.209	19.668	92.054	88.532
3	10:42:41.147	1:09.109	22.854	26.556	19.699	90.077	88.649	3	10:43:49.376	1:08.229	22.355	26.463	19.411	91.552	89.002
4	10:44:58.314	1:08.938	22.417	26.686	19.835	91.802	87.266	4	10:46:07.114	1:08.800	22.512	26.746	19.542	93.076	89.358
5	10:47:18.751	1:11.637	22.936	27.319	21.382	88.532	86.814	5	10:47:18.751	1:11.637	22.936	27.319	21.382	88.532	86.814
6							86.814	6							
(134) Kenneth THIRLWALL															
1	10:39:01.486							1	10:39:01.486			24.031	17.611	109.653	104.204
2	10:40:03.678	1:02.192	20.855	23.913	17.424	109.832	102.142	2	10:41:10.612	1:06.934	20.532	25.601	20.801	103.084	35.043
3							35.043	3							
(90) David McNAIRN															
1	10:39:04.637							1	10:39:04.637			24.747	17.990	109.118	101.524
2	10:40:07.825	1:03.188	20.668	23.116	19.404	108.941	103.561	2	10:40:07.825	1:03.188	20.668	23.116	19.404	108.941	103.561
3							103.561	3							
(112) Gordon MILLAR															
1	10:39:06.219							1	10:39:06.219			25.395	18.459	103.561	103.561
2	10:40:11.779	1:05.560	21.751	25.169	18.640	103.242	102.926	2	10:41:17.204	1:05.425	21.815	25.335	18.275	103.242	102.298
3	10:42:22.835	1:05.631	22.110	25.328	18.193	101.524	102.142	3	10:43:26.337	1:03.502	21.505	23.801	18.196	103.402	100.611
4	10:44:30.066	1:03.729	21.106	24.552	18.071	103.084	101.218	4	10:45:33.640	1:03.574	21.239	24.372	17.963	102.611	101.678
5	10:46:37.208	1:03.568	21.157	24.263	18.148	101.832	101.678	5	10:47:40.317	1:03.109	20.959	23.890	18.260	105.020	100.762
6							100.762	6							
(189) Gary CRAIG															
1	10:39:05.780							1	10:39:05.780			25.946	18.282	105.515	102.142
2	10:40:11.360	1:05.580	21.785	25.327	18.468	105.681	101.218	2	10:41:17.070	1:05.710	21.910	25.266	18.534	106.351	102.142
3	10:42:23.069	1:05.999	21.939	25.412	18.648	106.351	99.566	3	10:43:28.681	1:05.612	21.905	25.291	18.416	105.848	100.914
4	10:44:34.554	1:05.873	21.799	25.187	18.887	104.692	100.914	4	10:45:38.967	1:04.413	21.367	25.059	17.987	105.020	101.832
5	10:46:42.963	1:03.996	21.199	24.845	17.952	105.848	101.371	5	10:47:50.483	1:07.520	22.282	26.639	18.599	105.515	100.611
6							100.611	6							
(117) Lianne MAYHEW															
1	10:39:09.175							1	10:39:09.175			26.218	18.894	99.125	90.932
2	10:40:13.871	1:04.696	21.712	24.448	18.536	99.125	92.181	2	10:41:19.022	1:05.151	21.773	24.531	18.847	98.688	90.932
3	10:42:25.097	1:06.075	22.463	24.671	18.941	99.714	90.198	3	10:43:30.376	1:05.279	21.971	24.599	18.709	97.257	91.303
4	10:44:35.430	1:05.054	21.740	24.347	18.967	99.272	90.198	4	10:46:48.440	1:07.117	22.030	24.789	20.298	96.697	88.183
5	10:47:55.168	1:06.728	22.909	24.706	19.113	99.714	89.957	5							
6							89.957	6							

Clerk of the Course :

Sig : Time :

Chief Timekeeper : Ian Sharp (SMART Timing)

Results available at www.mylaps.com and www.smart-timing.co.uk

Orbits



KMSC National Motorcycle Racing

Lapchart

KMSC Lightweights

Knockhill 1.267 miles

Race 18 - 2nd Race

24/04/2016 10:45

Race (10 Laps) started at 10:37:59

Competitors	Laps	Laps									
		1	2	3	4	5	6	7	8	9	10
Keith DICKIE (15)	1	15	15	15	15	15	15	15	15	15	15
Gillian McGAW (5)	2	5	5	5	5	5	5	49	49	49	49
Alan GIBSON (4)	3	4	4	4	49	49	49	5	5	5	5
Alex REID (24)	4	24	49	49	4	4	4	4	4	4	4
Stuart HAMILTON (39)	5	39	66	66	66	66	21	21	21	21	21
Kevin WATRET (66)	6	66	24	24	24	21	66	66	66	66	66
Paul McCLUNG (49)	7	49	39	21	21	24	24	24	24	24	24
Robert WOODWARD (121)	8	121	21	39	39	39	39	39	39	39	39
Andrew BARTON (13)	9	13	13	13	13	13	13	13	13	13	13
Kenneth THIRLWALL (134)	10	134	121	121	121	121	121	121	121	121	121
Grant REID (21)	11	21	134	79	79	79	79	79	79	79	79
Ashley ROBSON (79)	12	79	79	16	16	16	16	16	16	16	16
Gerry KEIRNAN (16)	13	16	16	29	29	29	29	29	29	29	29
Eric UTTERSON (29)	14	29	29	25	25	25	25	25	25	25	25
Jim PURVIS (25)	15	25	25	134	74	74	74	74	74	67	
Christine WATSON (74)	16	74	74	74	112	67	67	67	67	74	
David McNAIRN (90)	17	90	90	189	67	112	112	112	112	112	
Gary CRAIG (189)	18	189	189	112	189	189	189	189	189	189	
Gordon MILLAR (112)	19	112	112	67	117	117	117	117	117	117	
Eddie BUTLER (67)	20	67	67	117	118	110	110	110	110	118	
Lianne MAYHEW (117)	21	117	117	110	110	118	118	118	118	110	
Symon WOODWARD (110)	22	110	110	118	194	194	194	194	194		
Robyn LINDSAY (194)	23	194	118	194							
Rod WALKER (118)	24	118	194								
-	25										
-	26										
-	27										
-	28										
-	29										

Margin of Victory	Avg. Speed	Best Lap Tm	Best Speed	Best Lap by
7.363	81.951	54.996	82.935	15 - Keith DICKIE

Clerk of the Course :

Orbits

Sig : Time :
 Chief Timekeeper : Ian Sharp (SMART Timing)
 Results available at www.mylaps.com and www.smart-timing.co.uk



Race Results

KMSC National Motorcycle Racing

Sorted on Laps

KMSC Pre-Injection 600

Knockhill 1.267 miles

Race 19 - 2nd Race

24/04/2016 11:00

Race (10 Laps) started at 10:56:35

Pos	No.	Name	Make/Model	CC	Class	Laps	Total Tm	Diff	Best Tm	In Lap	Best Speed
1	47	Steven HADDOW	Yamaha	R6 600	PI6	10	9:10.519		53.733	6	84.884
2	91	Lewis SHAND	Yamaha	R6 600	PI6	10	9:13.628	3.109	54.202	3	84.150
3	48	David McCafferty	Yamaha	R6 600	PI6	10	9:14.119	3.600	54.391	4	83.857
4	89	Alex BASS	Yamaha	R6 600	PI6	10	9:19.570	9.051	54.952	7	83.001
5	88	Brian MARR	Yamaha	R6 600	PI6	10	9:24.003	13.484	55.105	3	82.771
6	41	Kieran MURRAY	Kawasaki	ZX6 600	PI6	10	9:31.533	21.014	56.569	2	80.629
7	26	Alan McGREGOR	Yamaha	R6	PI6	10	9:36.245	25.726	56.417	10	80.846
8	60	Douglas BROWN	Yamaha	R6 600	PI6	10	9:44.771	34.252	57.046	10	79.955
9	0	Alex McGUINNESS	Yamaha	R6 600	PI6	10	9:45.238	34.719	56.730	6	80.400
10	6	James WILKEN	Yamaha	R6 600	PI6	10	9:54.542	44.023	56.925	2	80.125
11	92	Andrew CRAIGMILE	Yamaha	R6 600	PI6	10	9:56.410	45.891	58.238	10	78.318
12	199	Ross WATTS	Yamaha	YZF R6 600	PI6	10	9:59.427	48.908	58.845	2	77.510
13	129	Martin HERRIOT	Yamaha	R6 600	PI6	10	10:07.377	56.858	59.205	7	77.039
14	94	Darren CRAIGMILE	Yamaha	R6 600	PI6	9	9:19.595	1 Lap	59.657	8	76.455
15	73	Fraser CAMERON	Yamaha	R6 600	PI6	9	9:22.587	1 Lap	1:00.649	7	75.205
16	45	Gerry SULLIVAN	Kawasaki	ZX6R 600	PI6	9	9:22.927	1 Lap	1:00.497	6	75.394
17	10	Stuart DEANS	Kawasaki	ZX6 600	PI6	9	9:29.917	1 Lap	1:01.808	7	73.795
18	888	Joe CAIRNEY	Honda	CBR6	PI6	8	9:11.164	2 Laps	1:06.810	6	68.270
Not classified											
DNF	15	Jon DICKIE	Yamaha	R6 600	PI6	4	3:46.359	DNF	55.217	4	82.603
DNF	16	Michael CLARK	Honda	CBR600	PI6	3	3:01.580	DNF	58.107	2	78.495

Margin of Victory	Avg. Speed	Best Lap Tm	Best Speed	Best Lap by
3.109	82.851	53.733	84.884	47 - Steven HADDOW

Clerk of the Course :

Orbits

Sig : Time :

Chief Timekeeper : Ian Sharp (SMART Timing)

www.mylaps.com

Results available at www.mylaps.com and www.smart-timing.co.uk

Licensed to: SMART Timing

Qualifying Results

KMSC National Motorcycle Racing

KMSC Pre-Injection 600

Knockhill 1.267 miles

Race 19 - 2nd Race

24/04/2016 11:00

Race (10 Laps) started at 10:56:35

Lap	Time of Day	Lap Tm	S1	S2	S3	S3Spd	SFSpd	Lap	Time of Day	Lap Tm	S1	S2	S3	S3Spd	SFSpd
(47) Steven HADDOW															
1	10:57:33.342			21.446	15.805	115.305	109.653	1	10:57:36.613			22.285	16.307	119.835	113.742
2	10:58:28.662	55.320	18.516	21.136	15.668	115.305	110.922	2	10:58:33.723	57.110	19.203	21.807	16.100	119.409	113.357
3	10:59:22.758	54.096	17.698	20.906	15.492	115.903	110.556	3	10:59:30.675	56.952	19.133	21.797	16.022	118.775	113.166
4	11:00:16.864	54.106	17.641	20.827	15.638	116.709	110.374	4	11:00:28.492	57.817	18.923	21.823	17.071	119.835	111.660
5	11:01:11.282	54.418	17.965	20.693	15.760	117.116	110.739	5	11:01:25.611	57.119	18.912	21.703	16.504	119.409	112.408
6	11:02:05.015	53.733	17.664	20.485	15.584	116.709	111.660	6	11:02:23.781	58.170	19.031	21.916	17.223	118.565	112.597
7	11:02:59.701	54.686	17.893	21.049	15.744	116.506	110.193	7	11:03:21.011	57.230	18.895	22.158	16.177	119.196	112.976
8	11:03:54.518	54.817	18.306	20.696	15.815	117.526	113.166	8	11:04:17.661	56.650	18.795	21.706	16.149	119.621	111.660
9	11:04:49.722	55.204	18.102	21.469	15.633	117.526	111.290	9	11:05:14.884	57.223	19.002	21.937	16.284	118.775	111.660
10	11:05:45.575	55.853	18.210	21.025	16.618	116.912	109.296	10	11:06:11.301	56.417	18.647	21.632	16.138	120.915	112.033
(60) Douglas BROWN															
1	10:57:37.973							1	10:57:37.973			22.328	17.215	112.786	103.402
2	10:58:36.409	58.436	19.791	21.873	16.772	113.549	108.941	2	10:58:36.409	58.436	19.791	21.873	16.772	113.549	108.941
3	10:59:34.586	58.177	19.480	22.033	16.664	113.549	109.832	3	10:59:34.586	58.177	19.480	22.033	16.664	113.549	109.832
4	11:00:32.868	58.282	19.576	21.957	16.749	113.166	110.012	4	11:00:32.868	58.282	19.576	21.957	16.749	113.166	110.012
5	11:01:30.936	58.068	19.493	21.768	16.807	114.129	109.296	5	11:01:30.936	58.068	19.493	21.768	16.807	114.129	109.296
6	11:02:29.015	58.079	19.517	21.933	16.629	112.976	109.296	6	11:02:29.015	58.079	19.517	21.933	16.629	112.976	109.296
7	11:03:27.594	58.579	19.497	22.302	16.780	111.846	109.653	7	11:03:27.594	58.579	19.497	22.302	16.780	111.846	109.653
8	11:04:25.537	57.943	19.378	22.072	16.493	115.903	109.474	8	11:04:25.537	57.943	19.378	22.072	16.493	115.903	109.474
9	11:05:22.781	57.244	19.172	21.618	16.454	116.304	110.374	9	11:05:22.781	57.244	19.172	21.618	16.454	116.304	110.374
10	11:06:19.827	57.046	19.006	21.526	16.514	114.323	110.012	10	11:06:19.827	57.046	19.006	21.526	16.514	114.323	110.012
(0) Alex McGUINNESS															
1	10:57:42.277							1	10:57:42.277			24.140	17.090	112.220	108.064
2	10:58:40.543	58.266	19.177	22.255	16.834	114.323	108.238	2	10:58:40.543	58.266	19.177	22.255	16.834	114.323	108.238
3	10:59:39.297	58.754	19.307	22.470	16.977	114.714	107.717	3	10:59:39.297	58.754	19.307	22.470	16.977	114.714	107.717
4	11:00:36.728	57.431	19.361	21.558	16.512	112.976	106.859	4	11:00:36.728	57.431	19.361	21.558	16.512	112.976	106.859
5	11:01:33.959	57.231	18.947	21.635	16.649	114.323	108.941	5	11:01:33.959	57.231	18.947	21.635	16.649	114.323	108.941
6	11:02:30.689	56.730	18.784	21.616	16.330	114.518	109.474	6	11:02:30.689	56.730	18.784	21.616	16.330	114.518	109.474
7	11:03:27.551	56.862	18.790	21.584	16.488	115.504	108.413	7	11:03:27.551	56.862	18.790	21.584	16.488	115.504	108.413
8	11:04:24.847	57.296	19.043	21.770	16.483	114.129	108.413	8	11:04:24.847	57.296	19.043	21.770	16.483	114.129	108.413
9	11:05:22.723	57.876	19.315	21.647	16.914	114.910	105.681	9	11:05:22.723	57.876	19.315	21.647	16.914	114.910	105.681
10	11:06:20.294	57.571	19.384	21.617	16.570	114.129	109.474	10	11:06:20.294	57.571	19.384	21.617	16.570	114.129	109.474
(6) James WILKEN															
1	10:57:37.229							1	10:57:37.229			22.035	16.338	116.103	109.296
2	10:58:34.154	56.925	19.002	21.804	16.119	116.103	108.764	2	10:58:34.154	56.925	19.002	21.804	16.119	116.103	108.764
3	10:59:31.380	57.226	19.088	21.941	16.197	116.304	107.890	3	10:59:31.380	57.226	19.088	21.941	16.197	116.304	107.890
4	11:00:28.760	57.380	18.952	21.838	16.590	115.305	108.941	4	11:00:28.760	57.380	18.952	21.838	16.590	115.305	108.941
5	11:01:26.112	57.352	18.961	22.028	16.363	114.910	107.544	5	11:01:26.112	57.352	18.961	22.028	16.363	114.910	107.544
6	11:02:24.044	57.932	18.995	22.004	16.933	114.910	108.064	6	11:02:24.044	57.932	18.995	22.004	16.933	114.910	108.064
7	11:03:21.593	57.549	19.187	21.906	16.456	116.304	107.030	7	11:03:21.593	57.549	19.187	21.906	16.456	116.304	107.030
8	11:04:30.684	1:09.091	19.024	32.786	17.281	110.193	104.043	8	11:04:30.684	1:09.091	19.024	32.786	17.281	110.193	104.043
9	11:05:30.238	59.554	20.007	22.512	17.035	112.408	104.692	9	11:05:30.238	59.554	20.007	22.512	17.035	112.408	104.692
10	11:06:29.598	59.360	19.783	22.579	16.998	109.832	103.402	10	11:06:29.598	59.360	19.783	22.579	16.998	109.832	103.402
(92) Andrew CRAIGMILE															
1	10:57:41.010							1	10:57:41.010			23.493	16.833	118.565	111.290
2	10:58:39.934	58.924	19.537	22.800	16.587	119.196	110.739	2	10:58:39.934	58.924	19.537	22.800	16.587	119.196	110.739
3	10:59:38.934	59.000	19.769	22.855	16.376	118.985	111.290	3	10:59:38.934	59.000	19.769	22.855	16.376	118.985	111.290
4	11:00:37.817	58.883	19.950	22.531	16.402	117.940	110.922	4	11:00:37.817	58.883	19.950	22.531	16.402	117.940	110.922
5	11:01:36.730	58.913	19.346	22.487	17.080	116.103	105.848	5	11:01:36.730	58.913	19.346	22.487	17.080	116.103	105.848
6	11:02:35.886	59.156	19.662	22.682	16.812	117.940	108.064	6	11:02:35.886	59.156	19.662	22.682	16.812	117.940	108.064
7	11:03:35.163	59.277	19.584	22.750	16.943	115.305	109.832	7	11:03:35.163	59.277	19.584	22.750	16.943	115.305	109.832
8	11:04:34.771	59.608	20.380	22.861	16.367	118.985	111.105	8	11:04:34.771	59.608	20.380	22.861	16.367	118.985	111.105
9	11:05:33.228	58.457	19.446	22.531	16.480	116.506	110.922	9	11:05:33.228	58.457	19.446	22.531	16.480	116.506	110.922
10	11:06:31.466	58.238	19.302	22.328	16.608	116.304	110.374	10	11:06:31.466	58.238	19.302	22.328	16.608	116.304	110.374
(199) Ross WATTS															
1	10:57:39.636							1	10:57:39.636			22.593	17.051	114.323	105.681
2	10:58:38.481	58.845	19.550	22.311	16.984	113.742	104.692	2	10:58:38.481	58.845	19.550	22.311	16.984	113.742	104.692
3	10:59:37.514	59.033	19.699	22.409	16.925	112.597	104.204	3	10:59:37.514	59.033	19.699	22.409	16.925	112.597	104.204
4	11:00:37.389	59.875	19.883	22.414	17.578	113.166	103.882	4	11:00:37.389	59.875	19.883	22.414	17.578	113.166	103.882
5	11:01:37.269	59.880	20.155	22.478	17.247	113.549	106.351	5	11:01:37.269	59.880	20.155	22.478	17.247	113.549	106.351
6	11:02:36.247	58.978	19.494	22.673	16.811	115.107	107.544	6	11:02:36.247	58.978	19.494	22.673	16.811	115.107	107.544
7	11:03:35.580	59.333	19.496	22.694	17.143	113.357	104.366	7	11:03:35.580	59.333	19.496	22.694	17.143	113.357	104.366
8	11:04:34.939	59.359	19.681	23.006	16.672	112.408	104.856	8	11:04:34.939	59.359	19.681	23.006	16.672	112.408	104.856
9	11:05:34.922	59.983	19.493	22.635	17.855	113.935	103.242	9	11:05:34.922	59.983	19.493	22.635	17.855	113.935	103.242
10	11:06:34.483	59.561	19.422	22.816	17.323	110.193	104.204	10	11:06:34.483	59.561	19.422				

Qualifying Results

KMSC National Motorcycle Racing

KMSC Pre-Injection 600

Knockhill 1.267 miles

Race 19 - 2nd Race

24/04/2016 11:00

Race (10 Laps) started at 10:56:35

Lap	Time of Day	Lap Tm	S1	S2	S3	S3Spd	SFSpd	Lap	Time of Day	Lap Tm	S1	S2	S3	S3Spd	SFSpd
3	10:59:43.886	59.718	20.020	22.697	17.001	118.565	111.290								
4	11:00:43.780	59.894	20.134	22.889	16.871	117.940	110.012								
5	11:01:43.577	59.797	20.010	22.735	17.052	117.526	112.033								
6	11:02:42.835	59.258	19.980	22.556	16.722	118.356	112.408								
7	11:03:42.040	59.205	19.682	22.646	16.877	118.147	110.922								
8	11:04:42.191	1:00.151	19.770	22.851	17.530	117.321	108.413								
9	11:05:42.653	1:00.462	19.844	23.289	17.329	117.321	109.653								
10	11:06:42.433	59.780	19.742	22.780	17.258	116.506	99.125								

(94) Darren CRAIGMILE

1	10:57:43.360			23.936	17.591	115.107	107.717
2	10:58:46.215	1:02.855	21.613	23.746	17.496	113.166	103.402
3	10:59:49.039	1:02.824	20.202	24.546	18.076	110.922	105.349
4	11:00:50.950	1:01.911	20.524	23.803	17.584	110.556	105.848
5	11:01:52.430	1:01.480	20.214	23.377	17.889	112.033	105.848
6	11:02:52.924	1:00.494	19.914	23.298	17.282	114.129	105.515
7	11:03:54.347	1:01.423	21.048	23.075	17.300	113.742	106.689
8	11:04:54.004	59.657	19.592	23.060	17.005	112.976	106.183
9	11:05:54.651	1:00.647	20.207	23.523	16.917	111.846	105.515

(73) Fraser CAMERON

1	10:57:44.028			23.945	17.681	120.049	112.976
2	10:58:47.096	1:03.068	21.443	23.421	18.204	117.321	105.681
3	10:59:48.383	1:01.287	20.519	23.375	17.393	115.903	111.474
4	11:00:49.114	1:00.731	20.187	23.181	17.363	117.321	111.105
5	11:01:49.890	1:00.776	20.226	22.914	17.636	118.147	110.556
6	11:02:51.046	1:01.156	20.531	23.159	17.466	117.940	112.976
7	11:03:51.695	1:00.649	20.115	23.206	17.328	114.910	112.408
8	11:04:55.569	1:03.874	20.781	23.420	19.673	114.714	108.941
9	11:05:57.643	1:02.074	20.749	23.412	17.913	117.321	110.012

(45) Gerry SULLIVAN

1	10:57:44.649			24.325	17.637		106.859
2	10:58:47.166	1:02.517	21.111	23.858	17.548	110.374	105.184
3	10:59:49.466	1:02.300	20.878	23.701	17.721	111.660	106.183
4	11:00:51.831	1:02.365	20.801	23.677	17.887	108.941	104.043
5	11:01:53.163	1:01.332	20.328	23.179	17.825	111.105	106.689
6	11:02:53.660	1:00.497	20.437	23.229	16.831	111.846	106.520
7	11:03:55.727	1:02.067	21.417	23.540	17.110	111.290	104.366
8	11:04:57.173	1:01.446	20.577	23.437	17.432	106.520	106.015
9	11:05:57.983	1:00.810	20.682	22.974	17.154		106.689

(10) Stuart DEANS

1	10:57:42.928			24.383	18.087	115.107	108.588
2	10:58:45.497	1:02.569	20.926	24.144	17.499	116.304	109.118
3	10:59:49.478	1:03.981	20.617	24.681	18.683	113.166	101.987
4	11:00:52.870	1:03.392	21.343	24.481	17.568	109.118	107.201
5	11:01:55.998	1:03.128	20.492	24.236	18.400	114.518	107.030
6	11:02:58.785	1:02.787	20.716	23.837	18.234	114.323	107.890
7	11:04:00.593	1:01.808	20.418	23.948	17.442	115.703	107.544
8	11:05:02.807	1:02.214	20.414	24.062	17.738	114.518	108.588
9	11:06:04.973	1:02.166	20.201	24.043	17.922	111.290	107.030

(888) Joe CAIRNEY

1	10:57:48.553			25.578	19.533	105.848	102.768
2	10:58:57.563	1:09.010	22.836	26.124	20.050		102.768
3	11:00:06.540	1:08.977	22.951	25.953	20.073	101.524	101.524
4	11:01:15.354	1:08.814	22.882	25.521	20.411	102.611	100.460
5	11:02:23.791	1:08.437	22.757	25.807	19.873	102.298	103.084
6	11:03:30.601	1:06.810	21.695	25.257	19.858	103.084	102.454
7	11:04:37.987	1:07.386	22.574	25.557	19.255	105.184	101.371
8	11:05:46.220	1:08.233	22.395	25.813	20.025	96.143	97.967

(15) Jon DICKIE

1	10:57:35.404			21.820	16.218	121.352	114.129
2	10:58:30.798	55.394	18.419	21.290	15.685	121.352	114.129
3	10:59:26.198	55.400	18.292	21.356	15.752	121.352	113.357
4	11:00:21.415	55.217	18.365	20.963	15.889	120.697	113.357

(16) Michael CLARK

1	10:57:38.356			22.172	17.007	112.033	111.846
2	10:58:36.463	58.107	19.848	21.757	16.502	114.518	114.129
3	10:59:36.636	1:00.173	19.758	22.038	18.377	110.922	44.918

Clerk of the Course :

Sig : Time :

Chief Timekeeper : Ian Sharp (SMART Timing)

 Results available at www.mylaps.com and www.smart-timing.co.uk

Printed: 25/04/2016 18:23:45

Orbits



Race Results

KMSC National Motorcycle Racing

Lapchart

KMSC Pre-Injection 600

Knockhill 1.267 miles

Race 19 - 2nd Race

24/04/2016 11:00

Race (10 Laps) started at 10:56:35

Competitors	Laps										
	1	2	3	4	5	6	7	8	9	10	
Lewis SHAND (91)	1	91	47	47	47	47	47	47	47	47	47
Steven HADDOW (47)	2	47	91	91	91	91	48	91	91	91	91
David McCAFFERTY (48)	3	48	48	48	48	48	91	48	48	48	48
Alex BASS (89)	4	89	89	88	88	89	89	89	89	89	89
Kieran MURRAY (41)	5	41	88	15	15	88	88	88	88	88	88
Brian MARR (88)	6	88	15	89	89	41	41	41	41	41	41
Jon DICKIE (15)	7	15	41	41	41	26	26	26	26	26	26
Alan McGREGOR (26)	8	26	26	26	26	6	6	6	0	0	60
James WILKEN (6)	9	6	6	6	6	60	60	0	60	60	0
Douglas BROWN (60)	10	60	60	60	60	0	0	60	6	6	6
Michael CLARK (16)	11	16	16	16	0	92	92	92	92	92	92
Ross WATTS (199)	12	199	199	199	199	199	199	199	199	199	199
Andrew CRAIGMILE (92)	13	92	92	92	92	129	129	129	129	129	129
Alex McGUINNESS (0)	14	0	0	0	129	73	73	73	94	94	94
Stuart DEANS (10)	15	10	129	129	73	94	94	94	73	73	73
Martin HERRIOT (129)	16	129	10	73	94	45	45	45	45	45	45
Darren CRAIGMILE (94)	17	94	94	94	45	10	10	10	10	10	10
Fraser CAMERON (73)	18	73	73	45	10	888	888	888	888	888	888
Gerry SULLIVAN (45)	19	45	45	10	888						
Joe CAIRNEY (888)	20	888	888	888							

Margin of Victory	Avg. Speed	Best Lap Tm	Best Speed	Best Lap by
3.109	82.851	53.733	84.884	47 - Steven HADDOW

Clerk of the Course :

Orbits

Sig :

Time :

Chief Timekeeper : Ian Sharp (SMART Timing)

 Results available at www.mylaps.com and www.smart-timing.co.uk


Race Results

KMSC National Motorcycle Racing

Sorted on Laps

Ultratape Post Classics

Knockhill 1.267 miles

Race 20 - 3rd Race

24/04/2016 11:15

Race (10 Laps) started at 11:12:17

Pos	No.	Name	Make/Model	CC	Class	Laps	Total Tm	Diff	Best Tm	In Lap	Best Speed
1	8	Robin LAMB	Decorite	250	PC	10	10:12.336		1:00.324	10	75.610
2	2	Roddy TAYLOR	Yamaha	TZ350	PC	10	10:12.615	0.279	59.867	10	76.187
3	110	Symon WOODWARD	Yamaha	250	PC	10	10:43.398	31.062	1:02.836	9	72.587
4	3	Jed HEATH	Spondon	TZ350	PC	10	10:43.620	31.284	1:03.156	6	72.219
5	177	Christian GUNSON	Yamaha	FZ600	PC	10	10:57.805	45.469	1:04.591	4	70.615
6	13	Andrew BARTON	Honda	CB500	PC	10	11:09.831	57.495	1:04.536	4	70.675
7	22	Ian RUSSELL	Honda	NSR250	PC	9	10:14.584	1 Lap	1:07.052	9	68.023
8	333	Peter DOLAN	Honda	CB500	PC	9	10:20.016	1 Lap	1:06.845	9	68.234
9	14	Andrew GREEN	Yamaha	250RD	PC	9	10:22.681	1 Lap	1:07.681	4	67.391
10	25	Andrew KIRKWOOD	Honda	CB500	PC	9	10:30.227	1 Lap	1:08.390	7	66.692
Not classified											
DNF	36	Craig DOUGLAS	Yamaha	TZ 350	PC	7	8:11.000	DNF	1:07.016	3	68.060
DNF	111	Jimmy SHANKS	Honda	CB500	PC			DNF		0	-

Margin of Victory	Avg. Speed	Best Lap Tm	Best Speed	Best Lap by
0.279	74.487	59.867	76.187	2 - Roddy TAYLOR

Clerk of the Course :

Orbits

Sig : Time :

Chief Timekeeper : Ian Sharp (SMART Timing)

www.mylaps.com

Results available at www.mylaps.com and www.smart-timing.co.uk

Licensed to: SMART Timing

Qualifying Results

KMSC National Motorcycle Racing

Ultratape Post Classics

Knockhill 1.267 miles

Race 20 - 3rd Race

24/04/2016 11:15

Race (10 Laps) started at 11:12:17

Lap	Time of Day	Lap Tm	S1	S2	S3	S3Spd	SFSpd	Lap	Time of Day	Lap Tm	S1	S2	S3	S3Spd	SFSpd
(8) Robin LAMB															
1	11:13:23.845			24.133	17.630	110.922	103.721	1	11:13:28.769			25.633	19.475	97.682	87.722
2	11:14:24.292	1:00.447	19.828	23.055	17.564	110.374	104.204	2	11:14:36.647	1:07.878	22.513	25.709	19.656	93.988	88.183
3	11:15:25.037	1:00.745	19.829	23.365	17.551	111.105	104.366	3	11:15:44.950	1:08.303	22.738	25.680	19.885	95.731	87.380
4	11:16:25.583	1:00.546	19.678	23.308	17.560	107.890	104.366	4	11:16:52.791	1:07.841	22.245	25.775	19.821	95.595	86.814
5	11:17:26.474	1:00.891	19.847	23.517	17.527	110.922	103.084	5	11:18:00.777	1:07.986	22.685	26.042	19.259	96.558	85.596
6	11:18:27.328	1:00.854	19.821	23.307	17.726	109.118	102.926	6	11:19:09.300	1:08.523	23.199	25.610	19.714	97.540	84.732
7	11:19:28.181	1:00.853	19.787	23.364	17.702	110.739	103.084	7	11:20:17.169	1:07.869	22.423	25.555	19.891	93.988	86.368
8	11:20:28.792	1:00.611	19.611	23.207	17.793	111.105	104.692	8	11:21:25.055	1:07.886	22.319	25.592	19.975	93.857	86.368
9	11:21:29.535	1:00.743	19.758	23.220	17.765	112.033	103.721	9	11:22:32.107	1:07.052	22.205	25.536	19.311	94.651	87.494
10	11:22:29.859	1:00.324	19.552	23.221	17.551	111.660	105.020	(333) Peter DOLAN							
1	11:13:30.943							1	11:13:30.943			26.581	20.149	92.181	86.702
2	11:14:38.548	1:07.605	22.146	25.926	19.533	92.054	87.153	2	11:14:38.548	1:07.605	22.146	25.926	19.533	92.054	87.153
3	11:15:47.473	1:08.925	22.487	26.529	19.909	90.564	85.270	3	11:15:47.473	1:08.925	22.487	26.529	19.909	90.564	85.270
4	11:16:56.361	1:08.888	22.727	26.201	19.960	90.198	86.257	4	11:16:56.361	1:08.888	22.727	26.201	19.960	90.198	86.257
5	11:18:04.939	1:08.578	22.325	26.310	19.943	89.477	84.732	5	11:18:04.939	1:08.578	22.325	26.310	19.943	89.477	84.732
6	11:19:14.170	1:09.231	22.526	26.591	20.114	91.427	84.200	6	11:19:14.170	1:09.231	22.526	26.591	20.114	91.427	84.200
7	11:20:22.569	1:08.399	23.014	25.736	19.649	92.435	85.162	7	11:20:22.569	1:08.399	23.014	25.736	19.649	92.435	85.162
8	11:21:30.694	1:08.125	22.683	25.796	19.646	93.205	86.257	8	11:21:30.694	1:08.125	22.683	25.796	19.646	93.205	86.257
9	11:22:37.539	1:06.845	21.647	25.624	19.574	91.677	86.146	9	11:22:37.539	1:06.845	21.647	25.624	19.574	91.677	86.146
(14) Andrew GREEN															
1	11:13:31.040							1	11:13:31.040			26.499	19.909	95.323	84.625
2	11:14:39.337	1:08.297	22.760	25.898	19.639	93.205	85.596	2	11:14:39.337	1:08.297	22.760	25.898	19.639	93.205	85.596
3	11:15:48.774	1:09.437	22.498	26.886	20.053	84.625	83.989	3	11:15:48.774	1:09.437	22.498	26.886	20.053	84.625	83.989
4	11:16:56.455	1:07.681	22.388	25.534	19.759	93.335	83.157	4	11:16:56.455	1:07.681	22.388	25.534	19.759	93.335	83.157
5	11:18:05.282	1:08.827	22.491	26.392	19.944	92.562	84.625	5	11:18:05.282	1:08.827	22.491	26.392	19.944	92.562	84.625
6	11:19:14.177	1:08.895	22.389	26.708	19.798	92.181	82.442	6	11:19:14.177	1:08.895	22.389	26.708	19.798	92.181	82.442
7	11:20:22.324	1:08.147	22.462	25.724	19.961	92.435	83.675	7	11:20:22.324	1:08.147	22.462	25.724	19.961	92.435	83.675
8	11:21:30.429	1:08.105	22.239	25.846	20.020	91.055	83.571	8	11:21:30.429	1:08.105	22.239	25.846	20.020	91.055	83.571
9	11:22:40.204	1:09.775	22.513	26.511	20.751	83.780	77.761	9	11:22:40.204	1:09.775	22.513	26.511	20.751	83.780	77.761
(25) Andrew KIRKWOOD															
1	11:13:35.269							1	11:13:35.269			28.149	20.631	88.649	83.989
2	11:14:45.663	1:10.394	23.724	26.714	19.956	88.299	83.675	2	11:14:45.663	1:10.394	23.724	26.714	19.956	88.299	83.675
3	11:15:54.619	1:08.956	23.101	25.764	20.091	88.299	83.363	3	11:15:54.619	1:08.956	23.101	25.764	20.091	88.299	83.363
4	11:17:03.047	1:08.428	22.824	25.793	19.811	89.120	81.540	4	11:17:03.047	1:08.428	22.824	25.793	19.811	89.120	81.540
5	11:18:11.907	1:08.860	22.974	26.035	19.851	89.957	82.645	5	11:18:11.907	1:08.860	22.974	26.035	19.851	89.957	82.645
6	11:19:20.889	1:08.982	22.929	26.027	20.026	88.884	81.839	6	11:19:20.889	1:08.982	22.929	26.027	20.026	88.884	81.839
7	11:20:29.279	1:08.390	22.599	25.974	19.817	89.596	83.363	7	11:20:29.279	1:08.390	22.599	25.974	19.817	89.596	83.363
8	11:21:39.104	1:09.825	23.022	26.372	20.431	89.002	82.849	8	11:21:39.104	1:09.825	23.022	26.372	20.431	89.002	82.849
9	11:22:47.750	1:08.646	22.405	26.176	20.065	88.767	83.675	9	11:22:47.750	1:08.646	22.405	26.176	20.065	88.767	83.675
(36) Craig DOUGLAS															
1	11:13:29.454							1	11:13:29.454			25.627	18.420	101.832	96.143
2	11:14:36.899	1:07.445	22.791	25.235	19.419	101.218	96.005	2	11:14:36.899	1:07.445	22.791	25.235	19.419	101.218	96.005
3	11:15:43.915	1:07.016	22.007	25.503	19.506	100.460	91.055	3	11:15:43.915	1:07.016	22.007	25.503	19.506	100.460	91.055
4	11:16:51.859	1:07.944	22.294	26.247	19.403	91.179		4	11:16:51.859	1:07.944	22.294	26.247	19.403	91.179	
5	11:18:01.001	1:09.142	23.285	26.013	19.844	100.161	93.726	5	11:18:01.001	1:09.142	23.285	26.013	19.844	100.161	93.726
6	11:19:09.928	1:08.927	22.549	25.550	20.828	101.218	89.477	6	11:19:09.928	1:08.927	22.549	25.550	20.828	101.218	89.477
7	11:20:28.523	1:18.595	23.528	27.232	27.835	96.419	23.489	7	11:20:28.523	1:18.595	23.528	27.232	27.835	96.419	23.489
(177) Christian GUNSON															
1	11:13:26.355							1	11:13:26.355						
2	11:14:31.864	1:05.509						2	11:14:31.864	1:05.509					
3	11:15:36.815	1:04.951						3	11:15:36.815	1:04.951					
4	11:16:41.406	1:04.591						4	11:16:41.406	1:04.591					
5	11:17:46.291	1:04.885						5	11:17:46.291	1:04.885					
6	11:18:51.708	1:05.417						6	11:18:51.708	1:05.417					
7	11:19:57.142	1:05.434						7	11:19:57.142	1:05.434					
8	11:21:03.065	1:05.923						8	11:21:03.065	1:05.923					
9	11:22:08.930	1:05.865						9	11:22:08.930	1:05.865					
10	11:23:15.328	1:06.398						10	11:23:15.328	1:06.398					
(13) Andrew BARTON															
1	11:13:26.914				18.748	96.976	88.416	1	11:13:26.914						
2	11:14:32.296	1:05.382	21.726	24.766	18.890	96.558	88.299	2	11:14:32.296	1:05.382	21.726	24.766	18.890	96.558	88.299
3	11:15:37.260	1:04.964	21.253	24.724	18.987	96.143	87.380	3	11:15:37.260	1:04.964	21.253	24.724	18.987	96.143	87.380
4	11:16:41.796	1:04.536	21.188	24.498	18.850	97.824	86.814	4	11:16:41.796	1:04.536	21.188	24.498	18.850	97.824	86.814
5	11:17:48.618	1:06.822	21.466	25.943	19.413	90.809	82.341	5	11:17:48.618	1:06.822	21.466	25.943	19.413	90.809	82.341
6	11:18:55.126	1:06.508	22.467	24.806	19.235	93.988	83.467	6	11:18:55.126	1:06.508	22.467	24.806	19.235	93.988	83.467
7	11:20:03.013	1:07.887	22.760	25.471	19.656	90.686	80.561	7	11:20:03.013	1:07.887	22.760	25.471	19.656	90.686	80.561
8	11:21:10.593	1:07.580	22.189	25.072	20.319	91.677	79.417	8	11:21:10.593	1:07.580	22.189	25.072	20.319	91.677	79.417
9	11:22:19.540	1:08.947	23.389	25.519	20.039	91.552	84.946	9	11:22:19.540	1:08.947	23.389	25.519	20.039	91.552	84.946
10	11:23:27.354	1:07.814	22.482	25.105	20.227	92.435	81.739	10	11:23:27.354	1:07.814	22.482	25.105	20.227	92.435	81.739
(22) Ian RUSSELL															

Clerk of the Course :

Sig : Time :

Chief Timekeeper : Ian Sharp (SMART Timing)

 Results available at www.mylaps.com and www.smart-timing.co.uk

Orbits



KMSC National Motorcycle Racing

Lapchart

Ultratape Post Classics

Knockhill 1.267 miles

Race 20 - 3rd Race

24/04/2016 11:15

Race (10 Laps) started at 11:12:17

Competitors	Laps									
	1	2	3	4	5	6	7	8	9	10
Robin LAMB (8)	1	8	8	8	8	8	8	8	8	8
Roddy TAYLOR (2)	2	2	2	2	2	2	2	2	2	2
Symon WOODWARD (110)	3	110	110	110	110	110	110	3	110	110
Christian GUNSON (177)	4	177	3	3	3	3	3	3	110	3
Jed HEATH (3)	5	3	177	177	177	177	177	177	177	177
Andrew BARTON (13)	6	13	13	13	13	13	13	13	13	13
Ian RUSSELL (22)	7	22	22	36	36	22	22	22	22	22
Craig DOUGLAS (36)	8	36	36	22	22	36	36	14	14	333
Peter DOLAN (333)	9	333	333	333	333	333	333	333	333	14
Andrew GREEN (14)	10	14	14	14	14	14	14	36	25	25
Andrew KIRKWOOD (25)	11	25	25	25	25	25	25	25		
-	12									

Margin of Victory	Avg. Speed	Best Lap Tm	Best Speed	Best Lap by
0.279	74.487	59.867	76.187	2 - Roddy TAYLOR

Clerk of the Course :

Orbits

Sig : Time :
 Chief Timekeeper : Ian Sharp (SMART Timing)
 Results available at www.mylaps.com and www.smart-timing.co.uk



KMSC National Motorcycle Racing

Ultratape Post Classics

Knockhill 1.267 miles

Race 27 - 4th Race

24/04/2016 14:00

Race (10 Laps) started at 14:22:18

POLE POSITION

1	1 8 Robin LAMB	2 2 Roddy TAYLOR	3 110 Symon WOODWARD
2	4 3 Jed HEATH	5 177 Christian GUNSON	6 13 Andrew BARTON
3	7 22 Ian RUSSELL	8 333 Peter DOLAN	9 14 Andrew GREEN
4	10 25 Andrew KIRKWOOD	11 36 Craig DOUGLAS	12 111 Jimmy SHANKS

Clerk of the Course :

Sig : Time :

Chief Timekeeper : Ian Sharp (SMART Timing)

Results available at www.mylaps.com and www.smart-timing.co.uk

Orbits



Race Results

KMSC National Motorcycle Racing

Sorted on Laps

KMSC Superbikes & KMSC Clubman

Knockhill 1.267 miles

Race 21 - 2nd Race

24/04/2016 11:30

Race (10 Laps) started at 11:28:23

Pos	No.	Name	Make/Model	CC	Class	Laps	Total Tm	Diff	Best Tm	In Lap	Best Speed
1	99	Michael ROBERTSON	Kawasaki	ZX10	SB	10	8:34.746		50.593	4	90.153
2	34	John DEAN	Suzuki	GSXR1000K9	SB	10	8:35.518	0.772	50.851	7	89.695
3	179	Andrew TASKER	Kawasaki	ZX10R	SB	10	8:36.195	1.449	50.831	4	89.731
4	79	Bruce BIRNIE	BMW	S1000RR	SB	10	8:46.068	11.322	51.847	4	87.972
5	55	Donald MacFADYEN	BMW	S1000RR	SB	10	8:46.360	11.614	51.720	4	88.188
6	119	Kristopher DUNCAN	Kawasaki	ZX10	SB	10	8:48.418	13.672	51.700	8	88.222
7	3	Adrian CLARK	Kawasaki	ZX10R	SB	10	8:50.102	15.356	52.214	3	87.354
8	7	James LAING	BMW	S1000RR	SB	10	8:57.185	22.439	52.733	6	86.494
9	47	Alan BRYCE	BMW	1000RR	SB	10	8:57.219	22.473	52.752	4	86.463
10	48	Euan MESTON	Yamaha	R1	SB	10	8:59.791	25.045	53.100	9	85.896
11	17	Angus MEARNES	Yamaha	R6 600	C	10	9:01.743	26.997	53.479	6	85.288
12	69	Rodney SCOTT	BMW	S1000RR	C	10	9:06.737	31.991	53.123	4	85.859
13	11	Richard HUGHES	BMW	S1000RR	C	10	9:06.816	32.070	53.283	10	85.601
14	67	Des BURNS	Kawasaki	ZX10R	C	10	9:09.228	34.482	54.071	2	84.354
15	46	George SPENCE	Honda	CBR1000	SB	10	9:16.307	41.561	54.134	6	84.256
16	63	Kenny PATERSON	BMW	S1000RR	C	10	9:17.669	42.923	54.536	3	83.635
17	33	Graeme BODEL	BMW	S1000RR	C	10	9:17.684	42.938	54.831	5	83.185
18	45	Gary HOPKINS	Yamaha	R1M	C	10	9:17.969	43.223	54.308	4	83.986
19	4	Daniel MacLEAN	Kawasaki	ZX10R	C	10	9:18.928	44.182	53.865	10	84.676
20	22	Steven WATSON	Suzuki	GSXR750	C	10	9:23.120	48.374	54.557	4	83.602
21	151	Ben WARMINGTON	Yamaha	R1	C	10	9:45.815	1:11.06'	56.017	3	81.423
22	37	Steven PATTERSON	Yamaha	YZF R1	C	9	8:35.643	1 Lap	55.811	3	81.724
23	54	Gordon DUNCAN	Ducati	Panigale 899	C	9	8:45.157	1 Lap	57.016	2	79.997
24	36	Craig MARTIN	Honda	CBR900 RR-Y	C	9	8:51.452	1 Lap	57.249	6	79.671
25	43	Steve NICOLL	Kawasaki	ZX10	C	9	8:51.563	1 Lap	57.706	3	79.040
26	12	Gordon McDONALD	Honda	CBR1000	C	9	8:53.904	1 Lap	57.491	4	79.336
27	6	Calum MacLEAN	Suzuki	GSXR1000	C	9	9:14.078	1 Lap	59.125	9	77.143
28	32	Sean REID	Honda	Fireblade	C	9	9:15.681	1 Lap	1:00.595	4	75.272
29	265	Ricky BUCHANAN	Yamaha	R1	C	8	8:37.081	2 Laps	1:01.914	2	73.668
Not classified											
DNF	68	Paul WISHART	Kawasaki	ZX10R	SB	6	5:16.626	DNF	51.244	4	89.007
DNS	71	Gavin JONES	Honda	Fireblade	C			DNS		0	-

Margin of Victory	Avg. Speed	Best Lap Tm	Best Speed	Best Lap by
0.772	88.609	50.593	90.153	99 - Michael ROBERTSON

Clerk of the Course :

Orbits

Sig : Time :

Chief Timekeeper : Ian Sharp (SMART Timing)

www.mylaps.com

Results available at www.mylaps.com and www.smart-timing.co.uk

Licensed to: SMART Timing



Qualifying Results

KMSC National Motorcycle Racing

KMSC Superbikes & KMSC Clubman

Knockhill 1.267 miles

Race 21 - 2nd Race

24/04/2016 11:30

Race (10 Laps) started at 11:28:23

Lap	Time of Day	Lap Tm	S1	S2	S3	S3Spd	SFSpd	Lap	Time of Day	Lap Tm	S1	S2	S3	S3Spd	SFSpd
(99) Michael ROBERTSON															
1	11:29:17.020			19.942	14.946	135.025	129.053	1	11:29:17.979			20.107	15.154	131.584	129.802
2	11:30:08.228	51.208	17.119	19.508	14.581	136.398	130.560	2	11:30:10.779	52.800	17.719	20.061	15.020	128.313	128.559
3	11:30:58.869	50.641	16.806	19.275	14.560	135.845	130.560	3	11:31:02.993	52.214	17.342	19.816	15.056	129.302	129.302
4	11:31:49.462	50.593	16.727	19.320	14.546	135.845	131.326	4	11:31:55.703	52.710	17.341	19.924	15.445	130.053	127.581
5	11:32:40.695	51.233	17.049	19.365	14.819	135.845	129.302	5	11:32:48.357	52.654	17.270	19.998	15.386	130.814	131.070
6	11:33:32.057	51.362	16.974	19.594	14.794	136.954	130.053	6	11:33:41.216	52.859	17.287	20.254	15.318	127.339	130.560
7	11:34:23.184	51.127	16.979	19.440	14.708	136.121	130.306	7	11:34:34.439	53.223	17.414	20.627	15.182	131.070	129.551
8	11:35:15.155	51.971	17.207	20.076	14.688	135.571	129.551	8	11:35:26.948	52.509	17.261	20.083	15.165	128.805	128.805
9	11:36:06.279	51.124	16.980	19.377	14.767	136.398	130.053	9	11:36:19.667	52.719	17.411	20.245	15.063	126.618	128.313
10	11:36:57.840	51.561	16.916	19.497	15.148	136.954	129.053	10	11:37:13.196	53.529	17.592	20.615	15.322	128.313	128.313
(7) James LAING															
1	11:29:20.949							1	11:29:20.949			20.812	15.289	134.215	127.824
2	11:30:14.852	53.903	18.066	19.646	14.652	137.234	129.551	2	11:30:14.852	53.903	18.066	20.611	15.226	135.025	129.053
3	11:31:08.258	53.406	17.794	19.546	14.415	138.081	131.070	3	11:31:08.258	53.406	17.794	20.369	15.243	133.150	129.053
4	11:32:01.673	53.415	17.718	19.646	14.415	138.081	131.070	4	11:32:01.673	53.415	17.718	20.403	15.294	133.947	128.313
5	11:32:54.773	53.100	17.689	19.546	14.415	138.081	131.070	5	11:32:54.773	53.100	17.689	20.371	15.040	131.842	128.805
6	11:33:47.506	52.733	17.508	19.757	14.544	136.398	129.302	6	11:33:47.506	52.733	17.508	20.257	14.968	132.362	129.053
7	11:34:40.913	53.407	17.992	19.560	14.721	137.516	131.070	7	11:34:40.913	53.407	17.992	20.239	15.176	135.025	126.618
8	11:35:34.451	53.538	17.596	19.694	14.432	134.215	129.802	8	11:35:34.451	53.538	17.596	20.851	15.091	128.068	128.559
9	11:36:27.300	52.849	17.555	19.363	14.524	139.227	130.306	9	11:36:27.300	52.849	17.555	20.292	15.002	132.362	127.581
10	11:37:20.279	52.979	17.652	20.025	14.555	136.121	129.802	10	11:37:20.279	52.979	17.652	20.235	15.092	131.326	127.339
(47) Alan BRYCE															
1	11:29:20.634							1	11:29:20.634			20.863	15.726	130.053	126.857
2	11:30:14.297	53.663	17.753	19.449	14.812	138.081	128.559	2	11:30:14.297	53.663	17.753	20.545	15.365	129.802	124.968
3	11:31:07.541	53.244	17.591	19.337	14.763	139.227	128.559	3	11:31:07.541	53.244	17.591	20.394	15.259	129.551	129.053
4	11:32:00.293	52.752	17.351	19.337	14.763	139.227	128.559	4	11:32:00.293	52.752	17.351	20.238	15.163	131.584	128.805
5	11:32:53.712	53.419	17.590	19.337	14.763	139.227	128.559	5	11:32:53.712	53.419	17.590	20.377	15.452	127.824	127.581
6	11:33:46.772	53.060	17.399	19.248	14.822	136.675	127.581	6	11:33:46.772	53.060	17.399	20.377	15.284	130.814	127.824
7	11:34:40.248	53.476	17.663	19.322	14.952	136.121	129.053	7	11:34:40.248	53.476	17.663	20.429	15.384	129.551	126.857
8	11:35:33.708	53.460	17.490	19.549	14.955	136.954	128.313	8	11:35:33.708	53.460	17.490	20.705	15.265	130.560	127.339
9	11:36:27.036	53.328	17.588	19.559	15.108	135.571	128.068	9	11:36:27.036	53.328	17.588	20.487	15.253	129.302	124.504
10	11:37:20.313	53.277	17.379	19.931	14.777	138.081	129.551	10	11:37:20.313	53.277	17.379	20.301	15.597	125.670	126.670
(48) Euan MESTON															
1	11:29:21.502							1	11:29:21.502			20.963	15.481	137.798	126.857
2	11:30:14.971	53.469	17.847	19.449	14.812	138.081	128.559	2	11:30:14.971	53.469	17.847	20.353	15.269	138.081	127.581
3	11:31:08.588	53.617	17.907	19.449	14.812	138.081	128.559	3	11:31:08.588	53.617	17.907	20.245	15.465	132.886	122.014
4	11:32:01.963	53.375	17.869	19.337	14.763	139.227	128.559	4	11:32:01.963	53.375	17.869	20.289	15.217	135.845	126.380
5	11:32:53.725	53.762	17.979	19.337	14.763	139.227	128.559	5	11:32:53.725	53.762	17.979	20.347	15.436	135.298	124.735
6	11:33:48.940	53.215	17.392	19.248	14.822	136.675	127.581	6	11:33:48.940	53.215	17.392	20.241	15.582	136.121	121.572
7	11:34:42.860	53.920	17.899	19.322	14.956	136.121	127.824	7	11:34:42.860	53.920	17.899	20.724	15.297	137.516	125.435
8	11:35:36.356	53.496	17.597	19.549	14.973	136.954	127.339	8	11:35:36.356	53.496	17.597	20.192	15.707	138.652	126.142
9	11:36:29.456	53.100	17.645	19.559	15.108	135.571	128.068	9	11:36:29.456	53.100	17.645	20.077	15.378	138.366	128.559
10	11:37:22.885	53.429	17.821	19.931	14.777	138.081	129.551	10	11:37:22.885	53.429	17.821	20.312	15.296	137.516	128.068
(17) Angus MEARNIS															
1	11:29:20.812							1	11:29:20.812			21.016	15.493	128.313	122.014
2	11:30:14.515	53.703	17.936	19.449	14.812	138.081	128.559	2	11:30:14.515	53.703	17.936	20.590	15.177	129.302	122.908
3	11:31:08.001	53.486	17.815	19.337	14.763	139.227	128.559	3	11:31:08.001	53.486	17.815	20.587	15.084	126.142	122.459
4	11:32:01.602	53.601	17.776	19.337	14.763	139.227	128.559	4	11:32:01.602	53.601	17.776	20.490	15.335	126.380	122.236
5	11:32:55.338	53.736	18.197	19.337	14.763	139.227	128.559	5	11:32:55.338	53.736	18.197	20.367	15.172	128.559	123.133
6	11:33:48.817	53.479	17.543	19.248	14.926	137.516	130.814	6	11:33:48.817	53.479	17.543	20.579	15.357	126.618	122.683
7	11:34:43.029	54.212	17.719	19.322	14.784	140.392	130.560	7	11:34:43.029	54.212	17.719	21.024	15.469	127.339	120.915
8	11:35:37.072	54.043	17.932	19.549	14.790	138.366	129.302	8	11:35:37.072	54.043	17.932	20.677	15.434	127.339	123.133
9	11:36:30.705	53.633	17.792	19.337	14.931	135.298	130.814	9	11:36:30.705	53.633	17.792	20.517	15.324	127.098	122.014
10	11:37:24.837	54.132	17.810	19.931	14.749	139.227	131.584	10	11:37:24.837	54.132	17.810	20.754	15.568	127.581	120.265
(69) Rodney SCOTT															
1	11:29:24.444							1	11:29:24.444			22.079	15.865	128.559	132.102
2	11:30:18.560	54.116	18.269	19.449	14.861	140.982	134.754	2	11:30:18.560	54.116	18.269	20.541	15.306	134.484	131.584
3	11:31:12.032	53.472	17.655	19.337	14.763	139.227	128.559	3	11:31:12.032	53.472	17.655	20.623	15.194	135.845	130.053
4	11:32:05.155	53.123	17.598	19.337	14.763	139.227	128.559	4	11:32:05.155	53.123	17.598	20.284	15.241	132.362	130.814
5	11:32:59.837	54.682	18.370	19.337	14.763	139.227	128.559	5	11:32:59.837	54.682	18.370	21.173	15.139	137.516	130.053
6	11:33:53.707	53.870	18.208	19.248	14.926	137.516	130.814	6	11:33:53.707	53.870	18.208	20.490	15.172	134.754	127.339
7	11:34:47.203	53.496	17.637	19.322	14.926	137.516	130.814	7	11:34:47.203	53.496	17.637	20.487	15.372	133.415	130.560
8	11:35:42.348	55.145	18.302	19.322	14.817	137.234	130.814	8	11:35:42.348	55.145	18.302	21.017	15.826</		

Qualifying Results

KMSC National Motorcycle Racing

KMSC Superbikes & KMSC Clubman

Knockhill 1.267 miles

Race 21 - 2nd Race

24/04/2016 11:30

Race (10 Laps) started at 11:28:23

Lap	Time of Day	Lap Tm	S1	S2	S3	S3Spd	SFSpd	Lap	Time of Day	Lap Tm	S1	S2	S3	S3Spd	SFSpd
(67) Des BURNS															
1	11:29:24.860			21.215	15.271	131.326	127.581	1	11:29:25.316			22.416	16.190	126.380	119.621
2	11:30:15.931	54.071	18.257	20.560	15.254	133.150	126.380	2	11:30:22.002	56.686	19.031	21.865	15.790	122.683	120.697
3	11:31:10.442	54.511	18.063	21.070	15.378	128.559	125.435	3	11:31:17.160	55.158	18.308	21.159	15.691	127.581	120.480
4	11:32:05.025	54.583	18.421	20.799	15.363	130.814	127.581	4	11:32:11.717	54.557	18.166	20.945	15.446	126.380	120.697
5	11:32:59.768	54.743	18.265	20.879	15.599	129.302	125.201	5	11:33:06.749	55.032	18.378	21.004	15.650	127.581	120.049
6	11:33:54.326	54.558	18.063	20.958	15.537	129.053	119.196	6	11:34:01.749	55.000	18.281	21.061	15.658	127.098	119.835
7	11:34:48.858	54.532	18.095	20.781	15.656	133.150	125.670	7	11:34:57.293	55.544	18.648	21.294	15.602	126.618	119.835
8	11:35:43.299	54.441	18.004	21.106	15.331	131.326	125.905	8	11:35:52.971	55.678	18.289	21.118	16.271	127.098	118.775
9	11:36:38.005	54.706	18.047	20.938	15.721	131.070	123.133	9	11:36:49.816	56.845	18.302	21.588	16.955	127.098	118.565
10	11:37:29.910	53.288	17.705	20.475	15.103	128.559	123.815	10	11:37:42.022	53.865	17.778	20.618	15.469	131.584	126.380
(22) Steven WATSON															
1	11:29:25.316							1	11:29:25.316			22.416	16.190	126.380	119.621
2	11:30:22.002	56.686	19.031	21.865	15.790	122.683	120.697	2	11:30:22.002	56.686	19.031	21.865	15.790	122.683	120.697
3	11:31:17.160	55.158	18.308	21.159	15.691	127.581	120.480	3	11:31:17.160	55.158	18.308	21.159	15.691	127.581	120.480
4	11:32:11.717	54.557	18.166	20.945	15.446	126.380	120.697	4	11:32:11.717	54.557	18.166	20.945	15.446	126.380	120.697
5	11:33:06.749	55.032	18.378	21.004	15.650	127.581	120.049	5	11:33:06.749	55.032	18.378	21.004	15.650	127.581	120.049
6	11:34:01.749	55.000	18.281	21.061	15.658	127.098	119.835	6	11:34:01.749	55.000	18.281	21.061	15.658	127.098	119.835
7	11:34:57.293	55.544	18.648	21.294	15.602	126.618	119.835	7	11:34:57.293	55.544	18.648	21.294	15.602	126.618	119.835
8	11:35:52.971	55.678	18.289	21.118	16.271	127.098	118.775	8	11:35:52.971	55.678	18.289	21.118	16.271	127.098	118.775
9	11:36:49.816	56.845	18.302	21.588	16.955	127.098	118.565	9	11:36:49.816	56.845	18.302	21.588	16.955	127.098	118.565
10	11:37:42.022	53.865	17.778	20.618	15.469	131.584	126.380	10	11:37:42.022	53.865	17.778	20.618	15.469	131.584	126.380
(151) Ben WARMINGTON															
1	11:29:24.481							1	11:29:24.481			22.177	16.231	129.053	118.565
2	11:30:21.032	56.551	18.851	21.393	16.307	128.559	116.912	2	11:30:21.032	56.551	18.851	21.393	16.307	128.559	116.912
3	11:31:17.049	56.017	18.728	21.092	16.197	129.551	120.915	3	11:31:17.049	56.017	18.728	21.092	16.197	129.551	120.915
4	11:32:13.547	56.498	18.700	21.429	16.369	122.908	120.480	4	11:32:13.547	56.498	18.700	21.429	16.369	122.908	120.480
5	11:33:10.420	56.873	18.670	21.466	16.737	127.581	120.049	5	11:33:10.420	56.873	18.670	21.466	16.737	127.581	120.049
6	11:34:06.658	56.238	18.579	21.518	16.141	128.559	119.835	6	11:34:06.658	56.238	18.579	21.518	16.141	128.559	119.835
7	11:35:03.865	57.207	18.935	21.884	16.388	124.735	118.985	7	11:35:03.865	57.207	18.935	21.884	16.388	124.735	118.985
8	11:36:00.975	57.110	19.030	21.986	16.094	127.339	122.236	8	11:36:00.975	57.110	19.030	21.986	16.094	127.339	122.236
9	11:36:57.749	56.774	18.632	21.821	16.321	127.581	118.356	9	11:36:57.749	56.774	18.632	21.821	16.321	127.581	118.356
10	11:38:08.909	1:11.160	21.267	27.102	22.791	92.562	31.476	10	11:38:08.909	1:11.160	21.267	27.102	22.791	92.562	31.476
(37) Steven PATTERSON															
1	11:29:26.624							1	11:29:26.624			23.035	16.217	125.670	126.857
2	11:30:23.004	56.380	18.620	21.634	16.126	125.905	127.581	2	11:30:23.004	56.380	18.620	21.634	16.126	125.905	127.581
3	11:31:18.815	55.811	18.524	21.531	15.756	129.302	127.824	3	11:31:18.815	55.811	18.524	21.531	15.756	129.302	127.824
4	11:32:14.854	56.039	18.659	21.625	15.755	124.044	127.339	4	11:32:14.854	56.039	18.659	21.625	15.755	124.044	127.339
5	11:33:10.952	56.098	18.615	21.307	16.176	126.142	125.670	5	11:33:10.952	56.098	18.615	21.307	16.176	126.142	125.670
6	11:34:07.545	56.593	18.902	21.725	15.966	131.070	127.098	6	11:34:07.545	56.593	18.902	21.725	15.966	131.070	127.098
7	11:35:04.566	57.021	19.207	21.770	16.044	128.559	126.380	7	11:35:04.566	57.021	19.207	21.770	16.044	128.559	126.380
8	11:36:01.527	56.961	19.036	21.806	16.119	130.306	125.201	8	11:36:01.527	56.961	19.036	21.806	16.119	130.306	125.201
9	11:36:58.737	57.210	18.850	21.933	16.427	126.618	125.905	9	11:36:58.737	57.210	18.850	21.933	16.427	126.618	125.905
(54) Gordon DUNCAN															
1	11:29:27.454							1	11:29:27.454			22.976	16.811	118.147	119.196
2	11:30:24.470	57.016	19.090	21.898	16.028	125.905	117.526	2	11:30:24.470	57.016	19.090	21.898	16.028	125.905	117.526
3	11:31:21.828	57.358	19.096	22.092	16.170	124.735	118.356	3	11:31:21.828	57.358	19.096	22.092	16.170	124.735	118.356
4	11:32:19.429	57.601	19.149	22.071	16.381	123.815	117.526	4	11:32:19.429	57.601	19.149	22.071	16.381	123.815	117.526
5	11:33:17.197	57.768	19.342	22.037	16.389	124.968	116.506	5	11:33:17.197	57.768	19.342	22.037	16.389	124.968	116.506
6	11:34:15.107	57.910	19.408	21.988	16.514	124.735	116.506	6	11:34:15.107	57.910	19.408	21.988	16.514	124.735	116.506
7	11:35:13.258	58.151	19.610	22.344	16.197	125.435	116.506	7	11:35:13.258	58.151	19.610	22.344	16.197	125.435	116.506
8	11:36:11.139	57.881	19.268	21.901	16.712	123.360	116.506	8	11:36:11.139	57.881	19.268	21.901	16.712	123.360	116.506
9	11:37:08.251	57.112	19.078	21.882	16.152	124.273	116.304	9	11:37:08.251	57.112	19.078	21.882	16.152	124.273	116.304
(36) Craig MARTIN															
1	11:29:30.629							1	11:29:30.629			24.279	17.132	120.915	112.597
2	11:30:28.874	58.245	19.300	22.361	16.584	120.915	113.357	2	11:30:28.874	58.245	19.300	22.361	16.584	120.915	113.357
3	11:31:26.894	58.020	19.980	22.078	16.962	117.116	112.597	3	11:31:26.894	58.020	19.980	22.078	16.962	117.116	112.597
4	11:32:25.339	58.445	19.357	22.272	16.816	114.714	110.374	4	11:32:25.339	58.445	19.357	22.272	16.816	114.714	110.374
5	11:33:23.389	58.050	19.164	22.312	16.574	115.504	112.033	5	11:33:23.389	58.050	19.164	22.312	16.574	115.504	112.033
6	11:34:20.638	57.249	18.859	21.985	16.405	121.352	113.166	6	11:34:20.638	57.249	18.859	21.985	16.405	121.352	113.166
7	11:35:19.189	58.551	19.467	22.835	16.249	120.480	115.107	7	11:35:19.189	58.551	19.467	22.835	16.249	120.480	115.107
8	11:36:16.922	57.733	19.162	22.174	16.397	120.915	115.305	8	11:36:16.922	57.733	19.162	22.174	16.397	120.915	115.305
9	11:37:14.546	57.624	19.142	21.941	16.541	119.621	114.714	9	11:37:14.546	57.624	19.142	21.941	16.541	119.621	114.714
(43) Steve NICOLL															
1	11:29:29.065							1	11:29:29.065			23.472	16.900	122.014	122.683
2	11:30:27.591	58.526	19.468	22.478	16.580	122.683	117.116	2	11:30:27.591	58.526	19.468	22.478	16.580	122.683	117.116
3	11:31:25.297	57.706	18.830	22.175	16.701	119.621	120.049	3	11:31:25.297	57.706	18.830	22.175	16.701	119.621	120.049
4	11:32:23.113	57.816	18.796	22.445	16.575	120.915	117.526	4	11:32:23.113	57.816	18.796	22.445	16.575	120.915	117.526
5	11:33:21.017	57.904	18.830	22.228	16.846	116.912	114.323	5	11:33:21.017	57.904	18.830	22.228	16.846	116.912	114.323
6	11:34:19.378	58.361	19.015	22.551	16.795	120.697	113.549	6	11:34:19.378	58.361	19.015	22.551	16.795	120.697	113.549
7	11:35:18.628	59.250	19.492	23.245	16.513	120.915	117.526	7	11:35:						

Qualifying Results

KMSC National Motorcycle Racing

KMSC Superbikes & KMSC Clubman

Knockhill 1.267 miles

Race 21 - 2nd Race

24/04/2016 11:30

Race (10 Laps) started at 11:28:23

Lap	Time of Day	Lap Tm	S1	S2	S3	S3Spd	SFSpd	Lap	Time of Day	Lap Tm	S1	S2	S3	S3Spd	SFSpd
(12) Gordon McDONALD															
1	11:29:28.687			23.510	16.747	118.775	122.014								
2	11:30:28.015	59.328	20.161	22.881	16.286	120.915	122.459								
3	11:31:26.850	58.835	19.281	22.604	16.950	119.196	117.116								
4	11:32:24.341	57.491	19.045	22.479	15.967	122.908	121.133								
5	11:33:22.086	57.745	19.303	22.382	16.060	120.915	120.915								
6	11:34:20.057	57.971	19.344	22.430	16.197	120.915	121.792								
7	11:35:19.425	59.368	19.472	23.197	16.699	110.739	120.480								
8	11:36:17.601	58.176	19.387	22.344	16.445	121.352	119.409								
9	11:37:16.998	59.397	19.407	23.590	16.400	117.526	121.352								
(6) Calum MacLEAN															
1	11:29:32.325			24.525	17.705	112.786	120.915								
2	11:30:34.269	1:01.944	20.463	24.177	17.304	113.357	120.697								
3	11:31:36.121	1:01.852	20.863	23.775	17.214	116.304	118.775								
4	11:32:36.299	1:00.178	19.946	23.147	17.085	115.504	119.196								
5	11:33:37.037	1:00.738	19.774	23.860	17.104	115.703	118.985								
6	11:34:37.794	1:00.757	20.561	23.204	16.992	114.714	118.356								
7	11:35:38.006	1:00.212	19.590	23.209	17.413	119.621	120.049								
8	11:36:38.047	1:00.041	19.723	23.201	17.117	116.709	118.775								
9	11:37:37.172	59.125	19.625	22.523	16.977	118.985	117.940								
(32) Sean REID															
1	11:29:31.108			24.230	17.869	119.835	109.832								
2	11:30:31.740	1:00.632	20.121	23.319	17.192	117.940	116.506								
3	11:31:32.630	1:00.890	20.103	23.634	17.153	119.621	118.985								
4	11:32:33.225	1:00.595	19.884	23.193	17.518	117.321	119.409								
5	11:33:34.352	1:01.127	20.286	23.380	17.461	118.147	117.733								
6	11:34:35.577	1:01.225	20.295	23.495	17.435	118.147	119.835								
7	11:35:36.715	1:01.138	20.361	23.484	17.293	119.621	118.775								
8	11:36:37.731	1:01.016	20.466	23.071	17.479	120.915	120.049								
9	11:37:38.775	1:01.044	20.785	23.129	17.130	122.236	120.049								
(265) Ricky BUCHANAN															
1	11:29:31.897			24.569	17.576	114.323	119.409								
2	11:30:33.811	1:01.914	20.632	24.009	17.273	117.526	118.985								
3	11:31:37.143	1:03.332	21.034	24.973	17.325	115.107	119.621								
4	11:32:40.422	1:03.279	20.400	24.559	18.320	110.739	118.565								
5	11:33:44.370	1:03.948	21.584	24.335	18.029	106.520	118.775								
6	11:34:49.665	1:05.295	21.621	25.739	17.935	112.786	119.196								
7	11:35:53.276	1:03.611	20.707	25.110	17.794	113.742	118.356								
8	11:37:00.175	1:06.899	21.782	25.642	19.475	105.515	114.910								
(68) Paul WISHART															
1	11:29:18.159			20.044	14.964	137.234	131.326								
2	11:30:09.863	51.704	17.339	19.811	14.554	137.516	126.618								
3	11:31:01.210	51.347	17.289	19.667	14.391	136.121	129.551								
4	11:31:52.454	51.244	17.185	19.680	14.379	135.298	130.053								
5	11:32:44.319	51.865	17.504	19.815	14.546	135.298	129.302								
6	11:33:39.720	55.401	17.558	20.233	17.610	134.484	45.343								

Clerk of the Course :

Sig : Time :

Chief Timekeeper : Ian Sharp (SMART Timing)

Results available at www.mylaps.com and www.smart-timing.co.uk

Printed: 25/04/2016 18:27:17

Orbits



KMSC National Motorcycle Racing

Lapchart

KMSC Superbikes & KMSC Clubman

Knockhill 1.267 miles

Race 21 - 2nd Race

24/04/2016 11:30

Race (10 Laps) started at 11:28:23

Competitors	Laps										
		1	2	3	4	5	6	7	8	9	10
Michael ROBERTSON (99)	1	99	99	99	99	99	99	99	99	99	99
Andrew TASKER (179)	2	179	179	179	179	179	34	34	34	34	
John DEAN (34)	3	34	34	34	34	34	179	179	179	179	
Adrian CLARK (3)	4	3	68	68	68	68	79	79	79	79	
Paul WISHART (68)	5	68	3	3	79	79	68	55	55	55	
Kristopher DUNCAN (119)	6	119	119	79	3	55	55	119	119	119	119
Bruce BIRNIE (79)	7	79	79	119	119	3	119	3	3	3	3
Donald MacFADYEN (55)	8	55	55	55	55	119	3	47	47	47	7
Alan BRYCE (47)	9	47	47	47	47	47	7	7	7	7	47
Angus MEARNS (17)	10	17	17	17	17	7	7	48	48	48	48
James LAING (7)	11	7	7	7	7	17	17	17	17	17	17
Euan MESTON (48)	12	48	48	48	48	48	11	11	69	69	
Des BURNS (67)	13	67	67	67	11	11	11	69	69	11	11
Richard HUGHES (11)	14	11	11	11	67	67	69	67	67	67	67
Graeme BODEL (33)	15	33	69	69	69	69	67	63	63	63	46
Kenny PATERSON (63)	16	63	33	63	63	63	63	33	33	46	63
Rodney SCOTT (69)	17	69	63	33	33	33	33	45	46	33	33
Ben WARMINGTON (151)	18	151	45	45	45	45	45	46	45	45	45
Steven WATSON (22)	19	22	151	151	22	22	22	22	22	4	4
Gary HOPKINS (45)	20	45	22	22	46	46	46	4	4	22	22
Daniel MacLEAN (4)	21	4	4	46	151	4	4	151	151	151	151
Steven PATTERSON (37)	22	37	46	4	4	151	151	37	37	37	
George SPENCE (46)	23	46	37	37	37	37	54	54	54		
Gordon DUNCAN (54)	24	54	54	54	54	54	43	43	36		
Gordon McDONALD (12)	25	12	43	43	43	43	43	36	36	43	
Steve NICOLL (43)	26	43	12	12	12	12	12	12	12	12	
Craig MARTIN (36)	27	36	36	36	36	36	36	32	32	6	
Sean REID (32)	28	32	32	32	32	32	32	6	6	32	
Ricky BUCHANAN (265)	29	265	265	6	6	6	6	265	265		
Calum MacLEAN (6)	30	6	6	265	265	265	265				
-	31										

Margin of Victory	Avg. Speed	Best Lap Tm	Best Speed	Best Lap by
0.772	88.609	50.593	90.153	99 - Michael ROBERTSON

Clerk of the Course :

Orbits

Sig : Time :
 Chief Timekeeper : Ian Sharp (SMART Timing)
 Results available at www.mylaps.com and www.smart-timing.co.uk



Race Results

KMSC National Motorcycle Racing

Sorted on Laps

KMSC 125's

Knockhill 1.267 miles

Race 22 - 3rd Race

24/04/2016 11:45

Race (10 Laps) started at 11:42:53

Pos	No.	Name	Make/Model	CC	Class	Laps	Total Tm	Diff	Best Tm	In Lap	Best Speed
1	9	Rishon HICKEY	Aprilia	RS125	F125	10	10:41.919		1:03.337	9	72.013
2	88	Lewis NICOL	Aprilia	RS125	F125	9	10:03.676	1 Lap	1:06.149	8	68.952
3	47	Joel BAVIDGE	Aprilia	RS125	F125	9	10:44.140	1 Lap	1:10.232	8	64.943
4	8	Cameron McPHERSON	Aprilia	RS125	F125	9	10:55.912	1 Lap	1:10.969	8	64.269
5	44	Murray PATTISON	Aprilia	125	F125	8	10:08.598	2 Laps	1:14.996	7	60.818
6	23	Keirin KELLAS	Aprilia	RS125	F125	8	10:37.382	2 Laps	1:17.452	6	58.889
7	16	Mia KELLAS	Aprilia	RS125	F125	7	10:19.407	3 Laps	1:25.752	5	53.189
Not classified											
DNF	27	James McLAREN	Aprilia	RS125	F125	1	1:12.419	DNF		0	-
DNF	127	Josh HODGE	KTM	Moto 3	F125	10	9:52.724	DNF	58.381	2	78.126
DNF	12	Jordan GILL	KTM	RC390	F125	10	10:46.512	DNF	1:03.821	6	71.467

Margin of Victory	Avg. Speed	Best Lap Tm	Best Speed	Best Lap by
1 Lap	71.054	58.381	78.126	127 - Josh HODGE

Clerk of the Course :

Orbits

Sig : Time :

Chief Timekeeper : Ian Sharp (SMART Timing)

www.mylaps.com

Results available at www.mylaps.com and www.smart-timing.co.uk

Licensed to: SMART Timing



Qualifying Results

KMSC National Motorcycle Racing

KMSC 125's

Knockhill 1.267 miles

Race 22 - 3rd Race

24/04/2016 11:45

Race (10 Laps) started at 11:42:53

Lap	Time of Day	Lap Tm	S1	S2	S3	S3Spd	SFSpd	Lap	Time of Day	Lap Tm	S1	S2	S3	S3Spd	SFSpd	
(9) Rishon HICKEY								(27) James McLAREN								
1	11:44:01.335			24.241	19.425		84.625	1	11:44:06.371				19.643		78.214	
2	11:45:05.001	1:03.666			18.618		83.260	(127) Josh HODGE								
3	11:46:10.076	1:05.075			19.051		83.157	1	11:43:54.691			22.321	16.916	109.118	104.204	
4	11:47:13.763	1:03.687	20.782	24.291	18.614		83.885	2	11:44:53.072	58.381	19.165	22.285	16.931	107.030	105.349	
5	11:48:17.685	1:03.922			18.788		81.839	3	11:45:52.157	59.085	19.310	22.485	17.290	108.064	103.882	
6	11:49:21.222	1:03.537			18.705		82.849	4	11:46:51.769	59.612	19.239	23.394	16.979	106.689	104.204	
7	11:50:24.886	1:03.664			18.636		83.467	5	11:47:50.846	59.077	19.187	22.828	17.062	108.588	104.204	
8	11:51:28.754	1:03.868			18.686		83.571	6	11:48:50.383	59.537	19.392	22.518	17.627	107.030	104.043	
9	11:52:32.091	1:03.337			18.604		83.989	7	11:49:48.996	58.613	19.324	22.385	16.904	108.238	103.561	
10	11:53:35.871	1:03.780					82.442	8	11:50:47.617	58.621	19.222	22.374	17.025	107.372	102.768	
(88) Lewis NICOL								(12) Jordan GILL								
1	11:44:03.655			25.247	19.673	86.590	82.039	10	11:52:46.676	1:00.290	19.537	22.628	18.125	106.015	90.320	
2	11:45:10.252	1:06.597	21.608	25.496	19.493	86.035	82.039	(47) Joel BAVIDGE								
3	11:46:17.204	1:06.952	21.638	25.706	19.608	86.590	81.244	1	11:44:00.949			24.487	19.149	90.442	87.040	
4	11:47:24.519	1:07.315	21.395	25.435	20.485	86.035	80.368	2	11:45:05.253	1:04.304	21.070	24.256	18.978	90.198	87.952	
5	11:48:31.048	1:06.529	21.470	25.355	19.704	86.146	80.950	3	11:46:09.871	1:04.618	21.256	24.299	19.063	89.716	87.952	
6	11:49:37.757	1:06.709	21.520	25.507	19.682	86.146	79.890	4	11:47:13.998	1:04.127	20.835	24.339	18.953	90.077	88.416	
7	11:50:44.716	1:06.959	21.905	25.387	19.667	85.706	81.146	5	11:48:18.327	1:04.329	21.041	24.408	18.880	91.802	87.952	
8	11:51:50.865	1:06.149	21.351	25.265	19.533	87.722	81.146	6	11:49:22.148	1:03.821	21.067	23.864	18.890	90.932	87.266	
9	11:52:57.628	1:06.763	22.128	25.282	19.353	86.479	81.540	7	11:50:26.843	1:04.695	21.011	24.656	19.028	90.320	86.814	
(8) Cameron McPHERSON								(44) Murray PATTISON								
1	11:44:11.016				28.183	21.586	73.262	67.717	1	11:44:13.242			28.766	22.316	77.224	71.391
2	11:45:23.556	1:12.540	23.275	27.723	21.542	71.773	67.445	2	11:45:29.398	1:16.156	24.553	29.012	22.591	75.402	71.773	
3	11:46:36.477	1:12.921	23.167	28.074	21.680	71.391	66.907	3	11:46:45.291	1:15.893	24.710	28.684	22.499	75.148	71.850	
4	11:47:48.698	1:12.221	23.100	27.643	21.478	72.549	67.649	4	11:48:00.627	1:15.336	24.625	28.418	22.293	75.914	71.543	
5	11:49:01.248	1:12.550	23.188	27.847	21.515	71.927	64.527	5	11:49:16.584	1:15.957	24.568	28.873	22.516	75.317	69.904	
6	11:50:13.742	1:12.494			21.316	72.627	64.341	6	11:50:32.109	1:15.525	25.032	28.304	22.189	77.224	71.391	
7	11:51:25.747	1:12.005		27.619	21.188	72.549	67.649	7	11:51:47.105	1:14.996	24.062	28.360	22.574	76.432	71.696	
8	11:52:36.716	1:10.969	22.920	27.151	20.898	73.502	68.617	8	11:53:02.550	1:15.445	24.256	28.583	22.606	76.694	71.239	
9	11:53:49.864	1:13.148	23.770	28.076	21.302	73.102	68.338	(23) Keirin KELLAS								
(16) Mia KELLAS								(16) Mia KELLAS								
1	11:44:25.468			33.506	26.394	70.123	70.938	1	11:44:20.386			31.163	23.273	76.172	74.399	
2	11:45:57.887	1:32.419	30.536	34.793	27.090	66.641	69.977	2	11:45:40.737	1:20.351	26.048	30.867	23.436	77.491	73.745	
3	11:47:26.657	1:28.770	29.395	32.956	26.419	74.234	71.013	3	11:47:00.047	1:19.310	25.714	30.930	22.666	76.694	74.070	
4	11:48:54.903	1:28.246	28.760	32.603	26.883	72.785	68.687	4	11:48:18.368	1:18.321	25.279	29.965	23.077	77.224	73.342	
5	11:50:20.655	1:25.752	28.821	30.934	25.997	75.317	71.089	5	11:49:36.767	1:18.399	25.121	30.324	22.954	77.047	73.182	
6	11:51:47.407	1:26.752	27.829	32.131	26.792	73.022	70.491	6	11:50:54.219	1:17.452	24.635	30.213	22.604	77.224	73.262	
7	11:53:13.359	1:25.952	27.327	32.004	26.621	72.943	72.236	7	11:52:12.060	1:17.841	25.120	30.266	22.455	77.581	73.907	
8								8	11:53:31.334	1:19.274	26.824	29.877	22.573	77.761	74.399	

Clerk of the Course :

Sig : Time :
Chief Timekeeper : Ian Sharp (SMART Timing)

Results available at www.mylaps.com and www.smart-timing.co.uk

Printed: 25/04/2016 18:10:28



Race Results

KMSC National Motorcycle Racing

Lapchart

KMSC 125's

Knockhill 1.267 miles

Race 22 - 3rd Race

24/04/2016 11:45

Race (10 Laps) started at 11:42:53

Competitors	Laps									
	1	2	3	4	5	6	7	8	9	10
Josh HODGE (127)	127	127	127	127	127	127	127	127	127	127
Jordan GILL (12)	12	9	12	9	9	9	9	9	9	9
Rishon HICKEY (9)	9	12	9	12	12	12	12	12	12	12
Lewis NICOL (88)	88	88	88	88	88	88	88	88	88	88
James McLAREN (27)	27	47	47	47	47	47	47	47	47	47
Joel BAVIDGE (47)	47	8	8	8	8	8	8	8	8	8
Cameron McPHERSON (8)	8	44	44	44	44	44	44	44	44	44
Murray PATTISON (44)	44	23	23	23	23	23	23	23	23	23
Keirin KELLAS (23)	23	16	16	16	16	16	16	16	16	16
Mia KELLAS (16)	16									

Margin of Victory	Avg. Speed	Best Lap Tm	Best Speed	Best Lap by
1 Lap	71.054	58.381	78.126	127 - Josh HODGE

Clerk of the Course :

Orbits

Sig : Time :
 Chief Timekeeper : Ian Sharp (SMART Timing)
 Results available at www.mylaps.com and www.smart-timing.co.uk



KMSC National Motorcycle Racing

KMSC 125's

Knockhill 1.267 miles

Race 29 - 4th Race

24/04/2016 14:30

Race (10 Laps) started at 15:29:23

POLE POSITION

1	1 127 Josh HODGE	2 9 Rishon HICKEY	3 12 Jordan GILL
2	4 88 Lewis NICOL	5 47 Joel BAVIDGE	6 8 Cameron McPHERSON
3	7 44 Murray PATTISON	8 23 Keirin KELLAS	9 16 Mia KELLAS
4	10 27 James McLAREN		

Clerk of the Course :

Sig : Time :

Chief Timekeeper : Ian Sharp (SMART Timing)

Results available at www.mylaps.com and www.smart-timing.co.uk

Printed: 25/04/2016 18:11:32

Orbits



Race Results

KMSC National Motorcycle Racing

Sorted on Laps

Scottish Championship Superstock 600

Knockhill 1.267 miles

Race 23 - 2nd Race

24/04/2016 13:00

Race (10 Laps) started at 12:48:14

Pos	No.	Name	Make/Model	CC	Class	Laps	Total Tm	Diff	Best Tm	In Lap	Best Speed
1	8	Lewis ROLLO	Kawasaki	ZXR 600	S6	10	8:38.353		51.169	3	89.138
2	30	Liam SHELLCOCK	Triumph	675R	S6	10	8:48.552	10.199	52.106	3	87.535
3	31	Torquil PATERSON	Yamaha	R6 600	S6	10	8:52.441	14.088	52.248	3	87.297
4	45	Ewan GRAY	Kawasaki	ZX6R 600	S6	10	8:55.214	16.861	52.970	5	86.107
5	15	Harry TRUELOVE	Yamaha	R6 600	S6	10	8:57.871	19.518	52.880	7	86.254
6	121	Callum PATERSON	Yamaha	R6 600	S6	10	8:59.364	21.011	53.020	3	86.026
7	99	Callum GRIGOR	Kawasaki	ZX6R 600	S6	10	8:59.803	21.450	52.966	4	86.114
8	59	Matt TRUELOVE	Honda	CBR 600	S6	10	9:05.893	27.540	51.948	6	87.801
9	81	Ryan WATSON	Yamaha	R6 600	S6	10	9:08.897	30.544	53.596	9	85.101
10	64	Sam MUNRO	Kawasaki	ZX6R 600	S6	10	9:14.656	36.303	54.554	2	83.607
11	11	Patrick FORMAN	Kawasaki	ZX6R 600	S6	10	9:15.411	37.058	54.710	7	83.369
12	26	Allan RENNIE	Honda	CBR 600	S6	10	9:15.678	37.325	54.234	7	84.100
13	5	Kyle DUNCAN	Kawasaki	ZX6R 600	S6	10	9:17.393	39.040	54.860	8	83.141
14	84	Kyle HARPER	Kawasaki	ZX6R 600	S6	10	9:18.072	39.719	55.037	7	82.873
15	28	Paul BOWERBANK	Yamaha	R6 600	S6	10	9:18.188	39.835	54.413	9	83.824
16	85	Steve HORNE	Triumph	Dayton 675	S6	10	9:22.399	44.046	54.890	8	83.095
17	86	Russell WILL	Yamaha	R6 600	S6	10	9:22.769	44.416	55.012	9	82.911
18	21	Mike SWANSON	Yamaha	R6 600	S6	10	9:23.132	44.779	55.340	3	82.419
19	9	Keith HOUGHTON	Honda	CBR 600	S6	9	8:38.365	1 Lap	55.900	4	81.594
20	87	Steven ALLISON	Kawasaki	ZX6R 600	S6	9	8:46.388	1 Lap	56.600	7	80.585
21	35	Kevin GILES	Kawasaki	ZX6R 600	S6	9	8:50.083	1 Lap	57.488	9	79.340
22	79	Ashley ROBSON	Kawasaki	ZX6R 600	S6	9	8:50.794	1 Lap	57.278	4	79.631
23	102	Greame KERR	Suzuki	GSXR 600	S6	9	8:59.993	1 Lap	57.638	4	79.133
24	58	Barry STEWART	Yamaha	R6 600	S6	9	9:02.710	1 Lap	58.462	2	78.018
25	17	Roddy MacLEOD	Suzuki	GSXR 600 K7	S6	9	9:03.874	1 Lap	58.482	8	77.991
26	184	Ryan GIBSON	Yamaha	R6 600	S6	9	9:17.311	1 Lap	1:00.637	2	75.220

Not classified

DNF	72	Peter DUNCAN	Triumph	675R	S6	4	3:49.157	DNF	55.561	4	82.092
DNS	189	Tom HENDERSON	Kawasaki	ZX6R 600	S6			DNS		0	-
DNS	75	Charlie BUNYAN	Yamaha	R6 600	S6			DNS		0	-

Announcements

Bike No.102 - Racetime includes 10 second penalty - Overtaking under Yellow Flag.

Margin of Victory	Avg. Speed	Best Lap Tm	Best Speed	Best Lap by
10.199	87.992	51.169	89.138	8 - Lewis ROLLO

Clerk of the Course :

Orbits

Sig : Time :

Chief Timekeeper : Ian Sharp (SMART Timing)

www.mylaps.com

Results available at www.mylaps.com and www.smart-timing.co.uk

Licensed to: SMART Timing



Qualifying Results

KMSC National Motorcycle Racing

Scottish Championship Superstock 600

Knockhill 1.267 miles

Race 23 - 2nd Race

24/04/2016 13:00

Race (10 Laps) started at 12:48:14

Lap	Time of Day	Lap Tm	S1	S2	S3	S3Spd	SFSpd	Lap	Time of Day	Lap Tm	S1	S2	S3	S3Spd	SFSpd
(8) Lewis ROLLO															
1	12:49:08.290			19.787	14.656	127.824	120.265	1	12:49:10.944			20.451	15.251	126.618	119.409
2	12:49:59.542	51.252	16.838	19.794	14.620	127.098	121.133	2	12:50:03.979	53.035	17.669	20.294	15.072	125.201	119.409
3	12:50:50.711	51.169	16.969	19.663	14.537	128.559	120.697	3	12:50:56.946	52.967	17.367	20.463	15.137	124.968	117.526
4	12:51:42.020	51.309	17.002	19.795	14.512	127.824	121.133	4	12:51:49.912	52.966	17.425	20.357	15.184	124.735	117.940
5	12:52:33.236	51.216	16.881	19.701	14.634	128.068	121.133	5	12:52:43.244	53.332	17.539	20.599	15.194	126.380	118.565
6	12:53:25.094	51.858	17.066	19.816	14.976	127.581	120.049	6	12:53:36.715	53.471	17.683	20.568	15.220	124.735	118.356
7	12:54:16.547	51.453	16.874	20.020	14.559	127.824	120.697	7	12:54:31.139	54.424	17.500	20.413	16.511	126.142	116.304
8	12:55:09.000	52.453	17.637	19.905	14.911	130.053	120.915	8	12:55:24.991	53.852	17.744	20.727	15.381	126.618	118.356
9	12:56:00.819	51.819	17.083	19.968	14.768	128.559	119.196	9	12:56:18.713	53.722	17.561	20.510	15.651	126.142	118.565
10	12:56:52.888	52.069	17.118	19.893	15.058	128.559	118.565	10	12:57:14.338	55.625	18.009	21.150	16.466	125.201	116.103
(59) Matt TRUELOVE															
1	12:49:13.228			19.986	15.174	127.824	121.352	1	12:49:13.228			21.141	14.948	125.201	120.915
2	12:50:01.948	52.331	17.478	19.843	15.010	128.068	121.572	2	12:50:05.659	52.431	17.630	20.069	14.732	127.339	121.792
3	12:50:54.054	52.106	17.323	19.810	14.973	128.068	121.133	3	12:50:58.032	52.373	17.447	20.184	14.742	128.559	121.352
4	12:51:46.302	52.248	17.315	19.895	15.038	128.559	121.133	4	12:51:50.419	52.387	17.312	20.018	15.057	129.802	120.049
5	12:52:38.867	52.565	17.481	20.005	15.079	128.313	121.352	5	12:52:42.612	52.193	17.342	20.067	14.784	127.339	119.835
6	12:53:31.378	52.511	17.527	19.926	15.058	127.824	120.915	6	12:53:34.560	51.948	17.367	19.870	14.711	128.313	119.835
7	12:54:24.014	52.636	17.462	20.058	15.116	128.559	120.265	7	12:54:38.782	1:04.222	17.188	19.850	27.184	127.098	110.193
8	12:55:16.821	52.807	17.607	20.116	15.084	130.306	120.049	8	12:55:34.169	53.387	19.428	21.091	14.868	128.313	119.835
9	12:56:09.710	52.889	17.881	19.883	15.125	129.802	120.697	9	12:56:26.679	52.510	17.511	20.106	14.893	127.098	119.835
10	12:57:03.087	53.377	17.576	20.604	15.197	126.857	119.835	10	12:57:20.428	53.749	17.471	20.487	15.791	126.380	114.714
(81) Ryan WATSON															
1	12:49:15.173			19.986	15.174	127.824	121.352	1	12:49:15.173			21.701	16.023	128.559	123.360
2	12:50:06.810			20.038	15.157	129.302	121.133	2	12:50:10.461	55.288	18.446	20.866	15.976	129.053	120.697
3	12:50:55.292	52.248	17.196	20.023	15.029	128.068	120.697	3	12:51:04.808	54.347	18.201	20.828	15.318	129.551	122.908
4	12:51:47.673	52.381	17.132	19.992	15.257	128.313	120.265	4	12:51:59.092	54.284	17.892	20.807	15.585	127.824	123.133
5	12:52:40.384	52.711	17.266	20.210	15.235	128.805	120.697	5	12:52:53.509	54.417	17.968	20.756	15.693	127.098	122.908
6	12:53:32.954	52.570	17.253	20.110	15.207	128.068	120.915	6	12:53:48.318	54.809	18.378	20.860	15.571	128.805	121.352
7	12:54:25.660	52.706	17.284	19.996	15.426	129.551	117.940	7	12:54:41.992	53.674	17.883	20.514	15.277	129.053	122.459
8	12:55:19.209	53.549	17.431	20.604	15.514	127.824	119.409	8	12:55:35.845	53.853	17.778	20.627	15.448	128.559	122.014
9	12:56:13.086	53.877	17.449	20.949	15.479	129.302	119.409	9	12:56:29.441	53.596	17.838	20.466	15.292	126.857	122.683
10	12:57:06.976	53.890	17.743	20.671	15.476	128.313	120.265	10	12:57:23.432	53.991	17.796	20.709	15.486	128.805	122.236
(64) Sam MUNRO															
1	12:49:12.256			20.415	15.313	124.273	112.597	1	12:49:12.256			20.965	15.636	128.559	112.597
2	12:50:04.015	53.477	18.181	20.367	14.929	122.908	120.480	2	12:50:06.810	54.554	18.009	21.033	15.512	123.587	112.033
3	12:50:57.267	53.252	17.776	20.417	15.059	126.709	116.709	3	12:51:02.251	55.441	18.248	21.344	15.849	121.572	109.653
4	12:51:50.376	53.109	17.352	20.435	15.322	123.133	117.733	4	12:51:57.625	55.374	18.328	21.301	15.745	120.697	111.846
5	12:52:43.346	52.970	17.609	20.224	15.137	117.940	117.940	5	12:52:53.142	55.517	18.393	21.335	15.789	120.697	111.846
6	12:53:36.775	53.429	17.769	20.457	15.203	119.409	119.409	6	12:53:48.824	55.682	18.298	21.121	16.263	120.697	109.653
7	12:54:29.901	53.126	17.531	20.424	15.171	128.559	116.304	7	12:54:43.390	54.566	17.997	20.916	15.653	118.565	106.183
8	12:55:23.104	53.203	17.547	20.541	15.115	123.360	117.526	8	12:55:39.350	55.960	18.480	21.399	16.081	113.549	104.692
9	12:56:16.755	53.651	17.595	20.579	15.477	126.142	117.321	9	12:56:34.242	54.892	18.409	21.054	15.429	119.196	112.220
10	12:57:09.749	52.994	17.463	20.334	15.197	125.905	115.305	10	12:57:29.191	54.949	18.201	21.249	15.499	118.147	113.166
(11) Patrick FORMAN															
1	12:49:13.284			20.717	15.166	128.805	121.572	1	12:49:13.284			21.146	15.657	120.480	115.305
2	12:50:08.626	53.342	17.894	20.413	15.090	126.857	119.621	2	12:50:08.626	55.342	18.410	21.167	15.765	121.133	115.107
3	12:50:58.368	53.178	17.622	20.427	15.129	128.313	121.572	3	12:51:03.463	54.837	18.113	20.968	15.756	120.049	114.910
4	12:51:51.567	53.199	17.668	20.282	15.249	128.559	120.049	4	12:51:58.305	54.842	18.054	20.991	15.797	120.265	114.129
5	12:52:44.539	52.972	17.556	20.400	15.016	128.559	121.792	5	12:52:53.577	55.272	18.314	21.075	15.883	120.697	114.910
6	12:53:37.637	53.098	17.615	20.390	15.093	128.313	120.697	6	12:53:49.278	55.701	18.841	21.089	15.771	120.915	114.910
7	12:54:30.517	52.880	17.486	20.250	15.144	129.302	119.621	7	12:54:43.988	54.710	18.210	20.727	15.773	122.459	114.518
8	12:55:24.613	54.096	17.657	20.892	15.547	128.313	120.697	8	12:55:39.550	55.562	18.334	21.131	16.097	120.697	113.357
9	12:56:18.333	53.720	18.120	20.373	15.227	128.068	119.196	9	12:56:35.105	55.555	18.937	20.928	15.690	120.480	114.323
10	12:57:12.406	54.073	18.068	20.834	15.171	127.339	119.835	10	12:57:29.946	54.841	18.066	20.972	15.803	120.915	113.549
(26) Allan RENNIE															
1	12:49:11.492			20.624	15.335	124.968	119.621	1	12:49:14.914			21.543	15.754	123.815	117.321
2	12:50:04.621	53.129	17.712	20.271	15.146	126.857	120.915	2	12:50:10.424	55.510	18.165	21.244	16.101	123.815	116.103
3	12:50:57.641	53.020	17.451	20.332	15.237	127.824	120.049	3	12:51:05.791	55.367	18.374	21.023	15.970	124.273	117.116
4	12:51:50.670	53.029	17.395	20.199	15.435	126.618	120.480	4	12:52:00.880	55.089	18.019	21.280	15.790	122.908	117.526
5	12:52:43.718	53.048	17.661	20.173	15.214	126.857	120.697	5	12:52:55.746	54.866	18.245	21.036	15.585	124.273	115.107
6	12:53:38.351	54.633	17.743	20.209	16.681	124.044	119.835	6	12:53:50.416	54.670	18.279	20.558	15.833	124.504	115.504
7	12:54:31.530	53.179	17.519	20.104	15.556	127.339	117.733	7	12:54:44.650	54.234	17.862	20.553	15.819	124.968	109.118
8	12:55:25.742	54.212	17.569	20.612	16.031	126.857	117.940	8	12:55:39.865	55.215	18.058	20.828	16.329	126.142	116.304
9	12:56:19.612	53.870	17.645	20.544	15.681	126.857	118.356	9	12:56:35.351	55.486	18.717	20.940	15.829	126.142	115.703
10	12:57:13.899	54.287	17.656	20.613	16.018	125.201	118.565	10	12:57:30.213	54					

Qualifying Results

KMSC National Motorcycle Racing

Scottish Championship Superstock 600

Knockhill 1.267 miles

Race 23 - 2nd Race

24/04/2016 13:00

Race (10 Laps) started at 12:48:14

Lap	Time of Day	Lap Tm	S1	S2	S3	S3Spd	SFSpd	Lap	Time of Day	Lap Tm	S1	S2	S3	S3Spd	SFSpd
3	12:51:06.472	55.285	18.279	21.185	15.821	125.670	117.116	5	12:53:07.056	56.851	18.879	21.744	16.228	120.265	114.323
4	12:52:01.623	55.151	18.279	21.117	15.755	124.273	116.709	6	12:54:03.778	56.722	19.083	21.489	16.150	121.352	113.549
5	12:52:56.655	55.032	18.319	21.005	15.708	126.142	116.709	7	12:55:00.111	56.333	18.751	21.647	15.935	119.621	114.129
6	12:53:51.738	55.083	18.427	21.021	15.635	125.670	116.709	8	12:55:56.446	56.335	18.624	21.662	16.049	121.352	113.742
7	12:54:46.986	55.248	18.246	21.232	15.770	125.905	116.506	9	12:56:52.900	56.454	18.770	21.664	16.020	122.459	112.033
8	12:55:41.846	54.860	18.240	20.964	15.656	125.670	116.506	(87) Steven ALLISON							
9	12:56:36.991	55.145	18.318	21.170	15.657	125.670	115.107	1	12:49:19.219		22.557	16.991	118.565	114.323	
10	12:57:31.928	54.937	18.234	21.057	15.646	124.968	115.903	2	12:50:17.479	58.260	19.219	22.269	16.772		115.903
(84) Kyle HARPER								3	12:51:15.138	57.659	19.013	21.918	16.728	117.321	
1	12:49:14.217		21.520	15.907	123.587	119.196		4	12:52:12.892	57.754	19.316	21.830	16.608		116.103
2	12:50:09.982	55.765	18.455	21.317	15.993	124.044	117.733	5	12:53:11.156	58.264	19.527	22.016	16.721		114.129
3	12:51:05.276	55.294	18.335	21.075	15.884	122.236	119.196	6	12:54:09.812	58.656	19.750	22.412	16.494		114.323
4	12:52:00.607	55.331	18.314	21.271	15.746	124.273	118.147	7	12:55:06.412	56.600	18.746	21.664	16.190		114.323
5	12:52:55.894	55.287	18.305	21.111	15.871	124.735	118.565	8	12:56:03.747	57.335	18.849	21.896	16.590		113.935
6	12:53:51.429	55.535	18.793	21.009	15.733	124.968	118.147	9	12:57:00.923	57.176	18.686	21.768	16.722		114.518
7	12:54:46.466	55.037	18.243	21.053	15.741	124.968	117.940	(85) Kevin GILES							
8	12:55:42.094	55.628	18.300	21.096	16.232	124.968	115.903	1	12:49:21.740		23.237	17.067	123.587	116.304	
9	12:56:37.480	55.386	18.570	21.040	15.776	125.435	117.526	2	12:50:20.533	58.793	19.960	22.598	16.235	122.908	115.504
10	12:57:32.607	55.127	18.396	21.040	15.691	126.380	117.321	3	12:51:18.334	57.801	19.137	22.285	16.379	123.587	115.504
(28) Paul BOWERBANK								4	12:52:15.894	57.560	19.320	22.071	16.169	122.683	116.103
1	12:49:14.593		21.514	16.105	124.968	119.409	5	12:53:14.085	58.191	19.804	22.209	16.178	124.504	116.304	
2	12:50:13.744	59.151	18.286	21.128	19.737	128.559	98.398	6	12:54:11.913	57.828	19.473	22.225	16.130		116.912
3	12:51:09.046	55.302	18.661	20.905	15.736	120.265	117.940	7	12:55:09.614	57.701	19.241	22.264	16.196	126.380	113.742
4	12:52:03.807	54.761	18.057	20.907	15.797	127.339	120.265	8	12:56:07.130	57.516	19.126	21.955	16.435	126.618	114.129
5	12:52:58.637	54.830	18.100	20.833	15.897	127.339	118.775	9	12:57:04.618	57.488	19.324	22.061	16.103	124.044	116.304
6	12:53:53.567	54.930	18.199	20.967	15.764	127.098	119.409	(79) Ashley ROBSON							
7	12:54:48.762	55.195	18.222	20.899	16.074	126.380	117.733	1	12:49:20.510		23.428	16.815	113.742	114.518	
8	12:55:43.789	55.027	18.209	21.021	15.797	127.339	116.912	2	12:50:18.856	58.346	19.401	22.464	16.481	116.709	113.742
9	12:56:38.202	54.413	18.061	20.789	15.563	127.339	116.912	3	12:51:17.025	58.169	19.412	22.306	16.451	115.903	114.323
10	12:57:32.723	54.521	18.129	20.772	15.620	128.313	119.196	4	12:52:14.303	57.278	19.061	21.936	16.281	117.321	113.742
(85) Steve HORNE								5	12:53:12.297	57.994	19.589	22.126	16.279	113.935	
1	12:49:16.943		22.232	15.928	120.480		6	12:54:10.996	58.699	19.394	22.492	16.813	116.103	112.786	
2	12:50:13.061	56.118	18.653	21.506	15.959	125.201	118.985	7	12:55:08.726	57.730	19.244	21.753	16.733	115.903	112.597
3	12:51:08.910	55.849	18.564	21.248	16.037	117.940	118.940	8	12:56:07.139	58.413	19.258	22.319	16.836	116.103	110.374
4	12:52:04.644	55.734	18.853	20.999	15.882	125.905	119.409	9	12:57:05.329	58.190	19.867	22.030	16.293	118.775	110.739
5	12:53:00.104	55.460	18.464	21.145	15.851	125.201	117.321	(102) Greame KERR							
6	12:53:55.407	55.303	18.631	20.970	15.702	127.581	119.196	1	12:49:18.927		22.818	17.121	113.742	112.220	
7	12:54:50.756	55.349	18.491	21.035	15.823	118.356	118.356	2	12:50:17.232	58.305	19.105	22.439	16.761	115.107	112.220
8	12:55:45.646	54.890	18.315	20.809	15.766	129.053	118.356	3	12:51:14.948	57.716	19.031	21.887	16.798	116.304	112.597
9	12:56:41.434	55.788	18.565	21.235	15.988	125.201	117.321	4	12:52:12.586	57.638	19.069	21.931	16.638	117.116	111.846
10	12:57:36.934	55.500	18.426	21.330	15.744	124.504	117.940	5	12:53:11.231	58.645	19.383	22.505	16.757	114.910	114.323
(86) Russell WILL								6	12:54:10.509	59.278	19.347	23.156	16.775	118.775	111.105
1	12:49:18.261		22.669	16.394	122.236	118.565	7	12:55:08.370	57.861	19.059	21.925	16.877	117.321	111.105	
2	12:50:14.409	56.148	18.498	21.501	16.149	126.618	118.985	8	12:56:06.821	58.451	19.110	22.421	16.920	117.733	110.739
3	12:51:10.004	55.595	18.581	21.186	15.828	127.581	120.265	9	12:57:04.528	57.707	19.117	21.925	16.665	116.709	112.033
4	12:52:05.301	55.297	18.281	21.082	15.934	124.273	118.356	(58) Barry STEWART							
5	12:53:00.711	55.410	18.201	21.239	15.970	126.618	119.196	1	12:49:20.055		23.143	16.910	121.792	113.742	
6	12:53:56.297	55.586	18.341	21.088	16.157	128.559	117.733	2	12:50:18.517	58.462	19.531	22.373	16.558		115.107
7	12:54:51.669	55.372	18.209	21.270	15.893	126.142	119.409	3	12:51:17.212	58.695	19.311	22.456	16.928		114.714
8	12:55:46.875	55.206	18.250	20.968	15.988	126.380	118.565	4	12:52:16.450	59.238	19.516	22.996	16.726		114.323
9	12:56:41.887	55.012	18.091	21.013	15.908	126.857	118.356	5	12:53:15.330	58.880	19.643	22.425	16.812	123.360	113.357
10	12:57:37.304	55.417	18.268	21.188	15.961	127.581	118.565	6	12:54:14.422	59.092	19.825	22.564	16.703	116.912	113.357
(21) Mike SWANSON								7	12:55:15.507	1:01.085	20.100	23.492	17.493	121.352	113.166
1	12:49:15.997		21.968	15.941	124.504	117.526	8	12:56:16.916	1:01.409	20.568	23.756	17.085	116.103	113.742	
2	12:50:11.700	55.703	18.309	21.403	15.991	125.435	117.116	9	12:57:17.245	1:00.329	20.228	23.043	17.058	119.196	113.357
3	12:51:07.040	55.340	18.195	21.260	15.885	124.735	116.912	(17) Roddy MacLEOD							
4	12:52:02.401	55.361	18.316	21.081	15.964	124.273	117.321	1	12:49:21.412		23.389	17.303	118.356	113.357	
5	12:52:57.936	55.535	18.205	21.320	16.010	123.587	116.709	2	12:50:21.943	1:00.531	19.951	23.671	16.909		113.357
6	12:53:54.141	56.205	18.539	21.586	16.080	126.142	117.733	3	12:51:21.477	59.534	19.906	22.833	16.795	119.196	112.220
7	12:54:50.147	56.006	18.291	21.416	16.299	123.133	116.304	4	12:52:21.230	59.753	19.922	23.013	16.818	116.709	113.166
8	12:55:45.877	55.730	18.205	21.291	16.234	123.815	116.304	5	12:53:21.904	1:00.674	20.306	23.039	17.329	117.116	108.941
9	12:56:42.131	56.254	18.561	21.435	16.258	124.273	117.116	6	12:54:21.495	59.591	19.872	22.987	16.732	113.935	112.976
10	12:57:37.667	55.536	18.355	21.325	15.856	123.133	115.703	7	12:55:21.192	59.697	19.654	23.274	16.769	119.835	113.166
(9) Keith HOUGHTON								8	12:56:19.674	58.482	19.570	22.237	16.675	120.697	112.976
1	12:49:19.604		22.975	16.909	120.915	114.714	9	12:57:18.409	58.735	19.581	22.372	16.782	122.683	115.107	
2	12:50:17.551	57.947	19.320	21.983	16.644	122.014	116.103	(184) Ryan GIBSON							
3	12:51:14.305	56.754	19.406	21.575	15.773	123.133	114.910	1	12:49:22.704		24.070	17.531	117.321	11	

Qualifying Results

KMSC National Motorcycle Racing

Scottish Championship Superstock 600

Knockhill 1.267 miles

Race 23 - 2nd Race

24/04/2016 13:00

Race (10 Laps) started at 12:48:14

Lap	Time of Day	Lap Tm	S1	S2	S3	S3Spd	SFSpd	Lap	Time of Day	Lap Tm	S1	S2	S3	S3Spd	SFSpd
2	12:50:23.341	1:00.637	20.073	22.983	17.581	116.103	111.290								
3	12:51:24.234	1:00.893	20.072	23.301	17.520	114.323	112.033								
4	12:52:24.906	1:00.672	19.612	23.339	17.721	114.323	110.556								
5	12:53:26.360	1:01.454	20.338	23.208	17.908		108.764								
6	12:54:27.390	1:01.030	20.102	23.005	17.923	114.910	108.413								
7	12:55:28.803	1:01.413	20.108	23.493	17.812	116.304	108.764								
8	12:56:29.726	1:00.923	19.935	23.159	17.829	110.739	107.890								
9	12:57:31.846	1:02.120	20.636	23.695	17.789	110.922	107.372								
(72) Peter DUNCAN															
1	12:49:16.374			22.046	15.855	126.380	118.985								
2	12:50:12.400	56.026	18.616	21.499	15.911	124.968	116.709								
3	12:51:08.131	55.731	18.449	21.317	15.965	125.670	117.526								
4	12:52:03.692	55.561	18.455	21.336	15.770	125.905	118.356								

Clerk of the Course :

Sig : Time :

Chief Timekeeper : Ian Sharp (SMART Timing)

Results available at www.mylaps.com and www.smart-timing.co.uk

Printed: 25/04/2016 19:26:22

Orbits



KMSC National Motorcycle Racing

Lapchart

Scottish Championship Superstock 600

Knockhill 1.267 miles

Race 23 - 2nd Race

24/04/2016 13:00

Race (10 Laps) started at 12:48:14

Competitors	Laps									
	1	2	3	4	5	6	7	8	9	10
Lewis ROLLO (8)	1	8	8	8	8	8	8	8	8	8
Liam SHELLCOCK (30)	2	30	30	30	30	30	30	30	30	30
Ewan GRAY (45)	3	45	31	31	31	31	31	31	31	31
Torquill PATERSON (31)	4	31	99	99	99	59	59	45	45	45
Callum GRIGOR (99)	5	99	45	45	45	99	99	15	15	15
Callum PATERSON (121)	6	121	121	121	59	45	45	99	99	99
Harry TRUELOVE (15)	7	15	15	59	121	121	15	121	121	99
Sam MUNRO (64)	8	64	59	15	15	15	121	59	59	59
Matt TRUELOVE (59)	9	59	64	64	64	64	81	81	81	81
Patrick FORMAN (11)	10	11	11	11	11	81	64	64	64	64
Kyle HARPER (84)	11	84	84	81	81	11	11	11	11	11
Paul BOWERBANK (28)	12	28	26	84	84	26	26	26	26	26
Allan RENNIE (26)	13	26	81	26	26	84	84	84	5	5
Ryan WATSON (81)	14	81	5	5	5	5	5	5	84	84
Kyle DUNCAN (5)	15	5	21	21	21	21	28	28	28	28
Mike SWANSON (21)	16	21	72	72	72	28	21	21	85	85
Peter DUNCAN (72)	17	72	85	85	28	85	85	85	21	86
Steve HORNE (85)	18	85	28	28	85	86	86	86	86	21
Russell WILL (86)	19	86	86	86	86	9	9	9	9	9
Greame KERR (102)	20	102	102	9	9	87	87	87	87	87
Steven ALLISON (87)	21	87	87	102	102	102	102	102	102	102
Keith HOUGHTON (9)	22	9	9	87	87	79	79	79	35	35
Barry STEWART (58)	23	58	58	79	79	35	35	35	79	79
Ashley ROBSON (79)	24	79	79	58	35	58	58	58	58	58
Roddy MacLEOD (17)	25	17	35	35	58	17	17	17	17	17
Kevin GILES (35)	26	35	17	17	17	184	184	184	184	184
Ryan GIBSON (184)	27	184	184	184	184					
-	28									
-	29									

Margin of Victory	Avg. Speed	Best Lap Tm	Best Speed	Best Lap by
10.199	87.992	51.169	89.138	8 - Lewis ROLLO

Clerk of the Course :

Orbits

Sig : Time :
 Chief Timekeeper : Ian Sharp (SMART Timing)
 Results available at www.mylaps.com and www.smart-timing.co.uk



KMSC National Motorcycle Racing

KMSC Superstock 600

Knockhill 1.267 miles

Race 30 - 3rd Race

24/04/2016 14:45

Race (10 Laps) started at 15:45:21

POLE POSITION

1	1 8 Lewis ROLLO	2 30 Liam SHELLCOCK	3 31 Torquil PATERSON
2	4 45 Ewan GRAY	5 15 Harry TRUELOVE	6 121 Callum PATERSON
3	7 99 Callum GRIGOR	8 59 Matt TRUELOVE	9 81 Ryan WATSON
4	10 64 Sam MUNRO	11 11 Patrick FORMAN	12 26 Allan RENNIE
5	13 5 Kyle DUNCAN	14 84 Kyle HARPER	15 28 Paul BOWERBANK
6	16 85 Steve HORNE	17 86 Russell WILL	18 21 Mike SWANSON
7	19 9 Keith HOUGHTON	20 87 Steven ALLISON	21 35 Kevin GILES
8	22 79 Ashley ROBSON	23 102 Greame KERR	24 58 Barry STEWART
9	25 17 Roddy MacLEOD	26 184 Ryan GIBSON	27 72 Peter DUNCAN
10	28 189 Tom HENDERSON	29 75 Charlie BUNYAN	

Clerk of the Course :

Sig : Time :

Chief Timekeeper : Ian Sharp (SMART Timing)

Results available at www.mylaps.com and www.smart-timing.co.uk

Printed: 25/04/2016 19:27:09

Orbits



Race Results

KMSC National Motorcycle Racing

Sorted on Laps

MT 125's

Knockhill 1.267 miles

Race 24 - 4th Race

24/04/2016 13:15

Race (10 Laps) started at 13:02:55

Pos	No.	Name	Make/Model	CC	Class	Laps	Total Tm	Diff	Best Tm	In Lap	Best Speed
1	4	Jerry LODGE	Honda	MT125	HMT	10	11:13.669		1:06.595	10	68.490
2	35	Stuart COX	Honda	MT125	HMT	10	11:14.416	0.747	1:05.855	10	69.260
3	8	Robin LAMB	Honda	MT125	HMT	10	11:14.490	0.821	1:06.336	10	68.757
4	33	Norman BECKETT	Honda	MT125	HMT	10	11:35.674	22.005	1:08.223	8	66.856
5	177	Christian GUNSON	Honda	MT125	HMT	10	11:36.112	22.443	1:08.322	8	66.759
6	14	Andrew GREEN	Honda	MT125	HMT	10	11:36.725	23.056	1:08.654	10	66.436
7	110	Symon WOODWARD	Honda	MT125	HMT	10	11:37.640	23.971	1:08.145	10	66.932
8	19	Paul KIRKBY	Honda	MT125	HMT	10	11:55.276	41.607	1:10.179	5	64.992
9	111	Alexander ROBERTSON	Honda	MT125	HMT	10	12:05.243	51.574	1:10.590	9	64.614
10	29	Reg SQUIRE	Honda	RS125	HMT	10	12:19.571	1:05.902	1:12.060	4	63.296
Not classified											
DNF	11	Matt TRUELOVE	Honda	MT125	HMT	6	7:20.661	DNF	1:09.261	5	65.854
DNS	2	Roddy TAYLOR	Honda	MT125	HMT			DNS		0	-

Margin of Victory	Avg. Speed	Best Lap Tm	Best Speed	Best Lap by
0.747	67.705	1:05.855	69.260	35 - Stuart COX

Clerk of the Course :

Orbits

Sig : Time :

Chief Timekeeper : Ian Sharp (SMART Timing)

www.mylaps.com

Results available at www.mylaps.com and www.smart-timing.co.uk

Licensed to: SMART Timing

Qualifying Results

KMSC National Motorcycle Racing

MT 125's

Knockhill 1.267 miles

Race 24 - 4th Race

24/04/2016 13:15

Race (10 Laps) started at 13:02:55

Lap	Time of Day	Lap Tm	S1	S2	S3	S3Spd	SFSpd	Lap	Time of Day	Lap Tm	S1	S2	S3	S3Spd	SFSpd
(4) Jerry LODGE															
1	13:04:05.939			25.639	19.805	84.518	77.851	1	13:04:09.808			26.385	20.865		74.981
2	13:05:13.342	1:07.403	22.102	25.510	19.791	84.732	77.761	2	13:05:18.881	1:09.073	22.472	26.031	20.570	20.444	72.864
3	13:06:20.634	1:07.292	22.103	25.457	19.732	84.625	78.397	3	13:06:27.215	1:08.334	22.284	25.606	20.444	20.444	74.647
4	13:07:27.358	1:06.724	21.796	25.281	19.647	84.412	78.580	4	13:07:36.572	1:09.357	22.270	26.490	20.597		73.826
5	13:08:34.817	1:07.459	21.983	25.688	19.788	83.467	78.214	5	13:08:45.380	1:08.808	22.224	26.073	20.511		74.399
6	13:09:42.215	1:07.398	21.808	25.677	19.913	81.839	78.032	6	13:09:54.958	1:09.578	22.453	26.431	20.694		73.502
7	13:10:49.029	1:06.814	22.013	25.376	19.425	84.732	79.136	7	13:11:05.573	1:10.615	23.031	27.123	20.461		75.148
8	13:11:56.200	1:07.171	21.657	25.686	19.828	81.839	79.136	8	13:12:16.079	1:10.506	23.277	26.449	20.780		67.717
9	13:13:02.845	1:06.645	21.473	25.364	19.808	82.747	78.397	9	13:13:25.266	1:09.187	22.512	26.228	20.447		74.399
10	13:14:09.440	1:06.595	21.509	25.308	19.778	82.951	77.941	10	13:14:33.411	1:08.145	21.855	26.015	20.275		74.813
(35) Stuart COX															
1	13:04:06.988			25.527	19.768	88.416	76.086	1	13:04:10.481			26.556	20.740	83.363	74.070
2	13:05:14.686	1:07.698	22.046	25.909	19.743	86.257	77.135	2	13:05:21.234	1:10.753	23.084	26.469	21.200	78.397	72.943
3	13:06:21.586	1:06.900	21.846	25.317	19.737		77.135	3	13:06:31.628	1:10.394	23.111	26.105	21.178	81.146	71.696
4	13:07:28.796	1:07.210	21.971	25.505	19.734	85.270	78.305	4	13:07:42.466	1:10.838	23.218	26.541	21.079	80.176	72.314
5	13:08:35.229	1:06.433	21.572	25.109	19.752	86.368	78.032	5	13:08:52.645	1:10.179	22.839	26.327	21.013	78.950	72.549
6	13:09:42.593	1:07.364	21.633	25.747	19.984	82.951	77.761	6	13:10:03.170	1:10.525	22.798	26.590	21.137	73.907	72.864
7	13:10:49.410	1:06.817	21.930	25.292	19.595	86.479	78.950	7	13:11:14.554	1:11.384	22.945	27.470	20.969	76.694	72.081
8	13:11:57.772	1:08.362	21.749	26.220	20.393	81.639	77.135	8	13:12:27.347	1:12.793	23.241	28.223	21.329	74.564	72.314
9	13:13:04.332	1:06.560	21.252	25.247	20.061	85.162	78.123	9	13:13:37.949	1:10.602	22.612	26.757	21.233	75.233	72.627
10	13:14:10.187	1:05.855	21.262	25.056	19.537	86.035	77.851	10	13:14:51.047	1:13.098	22.826	28.619	21.653		72.236
(8) Robin LAMB															
1	13:04:06.861			25.644	19.824	87.494	79.511	1	13:04:13.679			27.693	21.719	80.658	73.422
2	13:05:13.916	1:07.055	22.052	25.242	19.761	87.722	79.890	2	13:05:26.269	1:12.590	23.982	26.944	21.664	81.343	72.627
3	13:06:21.511	1:07.595	22.134	25.453	20.008	86.590	79.230	3	13:06:39.257	1:12.988	24.068	27.241	21.679	79.606	71.467
4	13:07:28.247	1:06.736	21.846	25.261	19.629	86.702	79.890	4	13:07:51.419	1:12.162	23.877	27.197	21.088		72.081
5	13:08:35.495	1:07.248	21.802	25.243	20.203	86.479	80.368	5	13:09:03.326	1:11.907	23.498	27.091	21.318		72.706
6	13:09:42.608	1:07.113	21.845	25.210	20.058	85.925	80.368	6	13:10:16.027	1:12.701	23.332	27.874	21.495	75.487	71.773
7	13:10:49.263	1:06.655	21.427	25.360	19.868	83.885	80.368	7	13:11:27.865	1:11.838	23.407	27.129	21.302	76.607	72.943
8	13:11:57.151	1:07.888	21.787	26.028	20.073	83.989	79.985	8	13:12:39.482	1:11.617	23.322	27.269	21.026	76.086	73.826
9	13:13:03.925	1:06.774	21.582	25.261	19.931	84.412	79.985	9	13:13:50.072	1:10.590	23.044	26.769	20.777	77.224	73.989
10	13:14:10.261	1:06.336	21.447	25.140	19.749	84.306	80.081	10	13:15:01.014	1:10.942	23.278	26.768	20.896		73.022
(33) Norman BECKETT															
1	13:04:09.615			26.370	20.536	84.625	75.402	1	13:04:14.956			28.248	21.567	89.477	78.580
2	13:05:18.834	1:09.219	22.877	26.070	20.272	84.200	74.897	2	13:05:28.607	1:13.651	25.013	27.508	21.130	88.183	82.039
3	13:06:27.511	1:08.677	22.549	25.800	20.328	83.780	77.313	3	13:06:41.006	1:12.399	23.801	27.659	20.939	89.477	83.989
4	13:07:36.702	1:09.191	22.376	26.308	20.507	84.518	76.958	4	13:07:53.066	1:12.060	23.751	27.882	20.427	89.239	83.260
5	13:08:45.290	1:08.588	22.262	25.795	20.531	80.658	75.317	5	13:09:05.689	1:12.623	24.178	27.506	20.939	88.068	81.639
6	13:09:55.179	1:09.889	22.545	26.516	20.828	82.442	73.022	6	13:10:18.325	1:12.636	23.732	28.033	20.871	87.040	81.048
7	13:11:05.231	1:10.052	22.708	26.689	20.655	78.950	75.914	7	13:11:31.908	1:13.583	24.349	27.884	21.350	84.946	82.240
8	13:12:13.454	1:08.223	22.056	25.790	20.377	79.417	75.317	8	13:12:46.037	1:14.129	24.259	28.703	21.167	85.054	82.951
9	13:13:22.608	1:09.154	22.117	26.406	20.631	78.397	74.647	9	13:14:00.471	1:14.434	24.529	28.432	21.473	83.675	82.951
10	13:14:31.445	1:08.837	22.272	25.966	20.599	79.795	75.317	10	13:15:15.342	1:14.871	24.465	28.248	22.158	81.048	79.323
(177) Christian GUNSON															
1	13:04:10.314			26.468	20.991	84.518	73.907	1	13:04:15.341			28.189	21.360	81.441	73.502
2	13:05:19.840	1:09.526	22.717	26.248	20.561	83.363	74.481	2	13:05:27.181	1:11.840	24.016	26.014	21.810		71.315
3	13:06:28.410	1:08.570	22.233	25.971	20.366		74.647	3	13:06:37.693	1:10.512	23.398	26.482	20.632	80.658	73.745
4	13:07:37.123	1:08.713	22.140	26.040	20.533		74.981	4	13:07:48.995	1:11.302	24.314	26.332	20.656	79.700	73.342
5	13:08:46.355	1:09.232	22.572	26.208	20.452	80.853	74.730	5	13:08:58.256	1:09.261	22.610	26.022	20.629		73.745
6	13:09:55.809	1:09.454	22.224	26.381	20.849		74.647	6	13:10:16.432	1:18.176	23.000	29.377	25.799	76.519	32.388
7	13:11:06.004	1:10.195	22.434	27.063	20.698	80.658	74.981								
8	13:12:14.326	1:08.322	22.105	25.839	20.378	77.491	74.152								
9	13:13:23.440	1:09.114	22.052	26.527	20.535		75.233								
10	13:14:31.883	1:08.443	22.049	26.003	20.391	80.465	74.481								
(14) Andrew GREEN															
1	13:04:08.531			25.891	20.521	82.849	72.943								
2	13:05:17.521	1:08.990	22.535	25.974	20.481	81.244	72.470								
3	13:06:27.307	1:09.786	22.838	26.236	20.712	80.081	74.647								
4	13:07:36.660	1:09.353	22.346	26.375	20.632	82.039	74.399								
5	13:08:45.917	1:09.257	22.711	25.820	20.726	81.146	73.583								
6	13:09:55.532	1:09.615	22.492	26.513	20.610	79.417	73.262								
7	13:11:05.435	1:09.903	22.591	26.590	20.722	80.081	73.745								
8	13:12:14.671	1:09.236	22.092	26.475	20.669	76.958	74.070								
9	13:13:23.842	1:09.171	22.100	26.208	20.863	77.671	73.664								
10	13:14:32.496	1:08.654	22.258	25.883	20.513	80.465	73.262								
(110) Symon WOODWARD															

Clerk of the Course :

Sig : Time :

Chief Timekeeper : Ian Sharp (SMART Timing)

 Results available at www.mylaps.com and www.smart-timing.co.uk

Orbits



Race Results

KMSC National Motorcycle Racing

Lapchart

MT 125's

Knockhill 1.267 miles

Race 24 - 4th Race

24/04/2016 13:15

Race (10 Laps) started at 13:02:55

Competitors	Laps									
	1	2	3	4	5	6	7	8	9	10
Jerry LODGE (4)	1	4	4	4	4	4	4	4	4	4
Robin LAMB (8)	2	8	8	8	8	35	35	8	8	8
Stuart COX (35)	3	35	35	35	35	8	8	35	35	35
Andrew GREEN (14)	4	14	14	110	110	33	110	33	33	33
Norman BECKETT (33)	5	33	33	14	14	110	33	14	177	177
Symon WOODWARD (110)	6	110	110	33	33	14	14	110	14	14
Christian GUNSON (177)	7	177	177	177	177	177	177	177	110	110
Paul KIRKBY (19)	8	19	19	19	19	19	19	19	19	19
Alexander ROBERTSON (111)	9	111	111	11	11	11	111	111	111	111
Reg SQUIRE (29)	10	29	11	111	111	111	11	29	29	29
Matt TRUELOVE (11)	11	11	29	29	29	29	29			
-	12									

Margin of Victory	Avg. Speed	Best Lap Tm	Best Speed	Best Lap by
0.747	67.705	1:05.855	69.260	35 - Stuart COX

Clerk of the Course :

Orbits

Sig : Time :
 Chief Timekeeper : Ian Sharp (SMART Timing)
 Results available at www.mylaps.com and www.smart-timing.co.uk



Race Results

KMSC National Motorcycle Racing

Sorted on Laps

Scottish Championship Lightweights

Knockhill 1.267 miles

Race 25 - 2nd Race - Re-Start

24/04/2016 13:35

Race (7 Laps) started at 13:38:41

Pos	No.	Name	Make/Model	CC	Class	Laps	Total Tm	Diff	Best Tm	In Lap	Best Speed
1	49	Paul McCLUNG	Kawasaki	ER6	SL	7	6:27.807		54.652	4	83.457
2	5	Gillian McGAW	Kawasaki	650	SL	7	6:34.144	6.337	55.227	3	82.588
3	21	Grant REID	Kawasaki	ER6	SL	7	6:45.907	18.100	57.253	2	79.666
4	66	Kevin WATRET	Kawasaki	ER6	SL	7	6:53.155	25.348	57.832	3	78.868
5	39	Stuart HAMILTON	Kawasaki	ER650	SL	7	6:53.172	25.365	57.855	3	78.837
6	24	Alex REID	Suzuki	650	SL	7	6:54.334	26.527	58.043	5	78.581
7	121	Robert WOODWARD	Suzuki	SV650	SL	7	7:03.256	35.449	59.563	4	76.576
8	16	Gerry KEIRNAN	Suzuki	SV650	SL	7	7:04.123	36.316	59.247	2	76.984
9	13	Andrew BARTON	Suzuki	SV650	SL	7	7:10.455	42.648	59.876	2	76.176
10	79	Ashley ROBSON	Kawasaki	ZXR400	SL	7	7:17.460	49.653	1:00.250	3	75.703
11	134	Kenneth THIRLWALL	Kawasaki	ER6	SL	7	7:19.210	51.403	1:00.451	6	75.451
12	67	Eddie BUTLER	Honda	SP1	SL	7	7:21.256	53.449	1:00.443	5	75.461
13	189	Gary CRAIG	Suzuki	SV650	SL	7	7:37.874	1:10.067	1:03.182	6	72.190
14	112	Gordon MILLAR	Suzuki	SV650	SL	7	7:40.175	1:12.368	1:03.051	6	72.340
15	74	Christine WATSON	Suzuki	SV650	SL	7	7:48.083	1:20.276	1:03.224	5	72.142
16	25	Jim PURVIS	Yamaha	FZR400	SL	7	7:56.027	1:28.220	1:03.117	5	72.264
17	117	Lianne MAYHEW	Kawasaki	ZX6R 400	SL	6	6:32.410	1 Lap	1:03.810	2	71.479

Not classified

DNF	15	Keith DICKIE	Kawasaki	ER6	SL	6	5:34.053	DNF	54.842	4	83.168
DNF	194	Robyn LINDSAY	Kawasaki	ZXR400	SL	2	2:34.237	DNF	1:18.797	2	57.884
DNS	4	Alan GIBSON	Suzuki	SV650	SL			DNS		0	-
DNS	11	Lewis PATERSON	Suzuki	SV650	SL			DNS		0	-
DNS	55	Tom ROBINSON	Aprilia	RRV 450	SL			DNS		0	-
DNS	54	Ryan GIBSON	Kawasaki	ZXR400	SL			DNS		0	-
DNS	90	David McNAIRN	Suzuki	SV650	SL			DNS		0	-
DNS	29	Eric UTTERSON	Suzuki	SV650	SL			DNS		0	-
DNS	118	Rod WALKER	Kawasaki	ZXR400	SL			DNS		0	-
DNS	110	Symon WOODWARD	Kawasaki	ZXR400	SL			DNS		0	-
DNS	162	Patrick POLLARD	Suzuki	SV650	SL			DNS		0	-
DNS	111	Allan McCLEARY	Suzuki	SV650	SL			DNS		0	-

Announcements

Red Flag after Leader completed 4 Laps - Race re-started over 7 Laps.
Bike No.112 - Racetime includes 10 second penalty - Wrong grid position.

Margin of Victory	Avg. Speed	Best Lap Tm	Best Speed	Best Lap by
6.337	82.329	54.652	83.457	49 - Paul McCLUNG

Clerk of the Course :

Orbits

Sig : Time :

Chief Timekeeper : Ian Sharp (SMART Timing)

www.mylaps.com

Results available at www.mylaps.com and www.smart-timing.co.uk

Licensed to: SMART Timing

Qualifying Results

KMSC National Motorcycle Racing

Scottish Championship Lightweights

Knockhill 1.267 miles

Race 25 - 2nd Race - Re-Start

24/04/2016 13:35

Race (7 Laps) started at 13:38:41

Lap	Time of Day	Lap Tm	S1	S2	S3	S3Spd	SFSpd	Lap	Time of Day	Lap Tm	S1	S2	S3	S3Spd	SFSpd
(49) Paul McLUNG															
1	13:39:39.455			21.142	16.070	112.786	107.544	1	13:39:46.457			23.053	17.295	107.717	100.914
2	13:40:34.544	55.089	17.982	20.921	16.186	112.408	107.372	2	13:40:46.333	59.876	19.720	22.703	17.453	106.859	100.161
3	13:41:29.414	54.870	17.994	20.897	15.979	113.935	107.201	3	13:41:46.222	59.889	19.990	22.670	17.229	105.349	100.762
4	13:42:24.066	54.652	17.881	20.673	16.098	114.714	107.201	4	13:42:46.722	1:00.500	20.278	22.853	17.369	105.020	99.419
5	13:43:18.994	54.928	17.986	20.845	16.097	113.935	106.689	5	13:43:48.963	1:02.241	20.569	23.654	18.018	102.611	96.836
6	13:44:14.114	55.120	17.956	21.025	16.139	112.033	106.015	6	13:44:50.320	1:01.357	20.959	22.998	17.400	105.184	96.836
7	13:45:09.653	55.539	17.964	21.422	16.153	116.506	107.030	7	13:45:52.301	1:01.981	20.850	23.579	17.552	104.856	98.688
(79) Ashley ROBSON															
1	13:39:51.001							1	13:39:51.001			24.430	18.083	100.460	99.863
2	13:40:54.394							2	13:40:54.394	1:03.393	20.569	24.582	18.242	100.762	99.566
3	13:41:54.644							3	13:41:54.644	1:00.250	20.367	22.572	17.311		99.272
4	13:42:55.096							4	13:42:55.096	1:00.452	19.720	22.725	18.007	95.868	
5	13:43:56.929							5	13:43:56.929	1:01.833	20.016	24.057	17.760	102.611	97.117
6	13:44:57.931							6	13:44:57.931	1:01.002	19.880	23.253	17.869	103.882	94.919
7	13:45:59.306							7	13:45:59.306	1:01.375	20.547	23.182	17.646	102.611	97.257
(134) Kenneth THIRLWALL															
1	13:39:51.958							1	13:39:51.958			24.613	17.950	108.064	105.184
2	13:40:55.276							2	13:40:55.276	1:03.318	21.739	24.102	17.477	108.941	104.204
3	13:41:57.667							3	13:41:57.667	1:02.391	21.074	23.877	17.440	110.556	104.856
4	13:42:59.076							4	13:42:59.076	1:01.409	20.419	23.606	17.384	109.296	105.515
5	13:44:00.074							5	13:44:00.074	1:00.998	20.276	23.486	17.236	108.588	105.020
6	13:45:00.525							6	13:45:00.525	1:00.451	20.048	23.264	17.139	109.832	105.184
7	13:46:01.056							7	13:46:01.056	1:00.531	20.152	23.298	17.081	109.296	105.681
(67) Eddie BUTLER															
1	13:39:51.518							1	13:39:51.518			24.357	18.380	101.066	107.030
2	13:40:54.841							2	13:40:54.841	1:03.323	21.931	23.553	17.839	104.366	111.105
3	13:41:57.758							3	13:41:57.758	1:02.917	21.093	23.909	17.915	106.183	110.193
4	13:42:59.713							4	13:42:59.713	1:01.955	21.399	23.643	16.913	114.129	111.290
5	13:44:00.156							5	13:44:00.156	1:00.443	20.413	23.076	16.954	111.660	112.976
6	13:45:01.092							6	13:45:01.092	1:00.936	20.369	23.351	17.216	111.474	110.193
7	13:46:03.102							7	13:46:03.102	1:02.010	20.692	23.709	17.609	111.660	107.544
(189) Gary CRAIG															
1	13:39:49.964							1	13:39:49.964			24.834	18.108		99.419
2	13:40:53.941							2	13:40:53.941	1:03.977	21.179	24.466	18.332		100.011
3	13:41:57.423							3	13:41:57.423	1:03.482	21.081	24.199	18.202		101.066
4	13:43:00.903							4	13:43:00.903	1:03.480	21.262	24.396	17.822		102.611
5	13:44:04.845							5	13:44:04.845	1:03.942	21.414	24.207	18.321		101.066
6	13:45:08.027							6	13:45:08.027	1:03.182	21.352	23.851	17.979	109.832	102.142
7	13:46:19.720							7	13:46:19.720	1:11.693	23.422	26.494	21.777	101.678	33.841
(112) Gordon MILLAR															
1	13:39:50.190							1	13:39:50.190			24.603	18.191		102.454
2	13:40:54.489							2	13:40:54.489	1:04.299	21.571	24.466	18.262		103.084
3	13:41:58.303							3	13:41:58.303	1:03.814	21.116	24.099	18.599	105.349	103.721
4	13:43:01.379							4	13:43:01.379	1:03.076	21.431	23.971	17.674		103.561
5	13:44:04.506							5	13:44:04.506	1:03.127	21.294	24.180	17.653	107.372	101.371
6	13:45:07.557							6	13:45:07.557	1:03.051	20.862	24.187	18.002	103.721	101.066
7	13:46:12.021							7	13:46:12.021	1:04.464	22.048	24.421	17.995		101.832
(74) Christine WATSON															
1	13:39:51.210							1	13:39:51.210			24.825	18.286	101.524	96.697
2	13:40:55.004							2	13:40:55.004	1:03.794	21.399	24.098	18.297	103.561	96.143
3	13:41:58.990							3	13:41:58.990	1:03.986	22.040	23.932	18.014	102.454	97.257
4	13:43:02.378							4	13:43:02.378	1:03.388	21.615	23.757	18.016	102.142	96.697
5	13:44:05.602							5	13:44:05.602	1:03.224	21.118	24.152	17.954	102.611	96.005
6	13:45:09.079							6	13:45:09.079	1:03.477	21.072	24.424	17.981	101.832	96.558
7	13:46:29.929							7	13:46:29.929	1:20.850	24.199	30.941	25.710	85.162	30.026
(25) Jim PURVIS															
1	13:39:51.224							1	13:39:51.224			24.792	18.604	97.399	91.055
2	13:40:55.593							2	13:40:55.593	1:04.369	21.119	24.523	18.727	98.833	90.932
3	13:41:59.151							3	13:41:59.151	1:03.558	21.206	24.217	18.135	100.460	92.054
4	13:43:02.529							4	13:43:02.529	1:03.378	21.018	24.078	18.282		92.562
5	13:44:05.646							5	13:44:05.646	1:03.117	20.591	24.504	18.022	101.371	93.726
6	13:45:09.084							6	13:45:09.084	1:03.438	20.781	24.588	18.069	101.066	92.562
7	13:46:37.873							7	13:46:37.873	1:28.789	23.608	32.475	32.706	68.617	23.109
(117) Lianne MAYHEW															
1	13:39:53.159							1	13:39:53.159			24.900	18.610	100.762	91.928
2	13:40:56.969							2	13:40:56.969	1:03.810	21.386	23.973	18.451	100.762	92.308
(13) Andrew BARTON															

Clerk of the Course :

Sig : Time :
Chief Timekeeper : Ian Sharp (SMART Timing)

Results available at www.mylaps.com and www.smart-timing.co.uk

Orbits



Qualifying Results

KMSC National Motorcycle Racing

Scottish Championship Lightweights

Knockhill 1.267 miles

Race 25 - 2nd Race - Re-Start

24/04/2016 13:35

Race (7 Laps) started at 13:38:41

Lap	Time of Day	Lap Tm	S1	S2	S3	S3Spd	SFSpd	Lap	Time of Day	Lap Tm	S1	S2	S3	S3Spd	SFSpd
3	13:42:00.869	1:03.900	21.537	23.932	18.431	100.310	92.818								
4	13:43:04.975	1:04.106	21.428	24.068	18.610	100.460	90.564								
5	13:44:09.420	1:04.445	21.663	24.233	18.549	101.066	92.435								
6	13:45:14.256	1:04.836	21.566	24.397	18.873	98.979	91.802								
(15) Keith DICKIE															
1	13:39:39.837			21.097	15.955	113.742	111.290								
2	13:40:34.992	55.155	18.189	21.056	15.910	112.976	111.474								
3	13:41:30.005	55.013	17.981	21.028	16.004		111.290								
4	13:42:24.847	54.842	17.931	20.872	16.039	113.742	110.374								
5	13:43:20.291	55.444	18.197	21.288	15.959	113.742	111.105								
6	13:44:15.899	55.608	18.301	21.077	16.230	114.518	110.556								
(194) Robyn LINDSAY															
1	13:39:57.286			26.866	20.358	91.055	87.494								
2	13:41:16.083	1:18.797	22.875	26.907	29.015	86.590	25.604								

Clerk of the Course :

Sig : Time :

Chief Timekeeper : Ian Sharp (SMART Timing)

Results available at www.mylaps.com and www.smart-timing.co.uk

Orbits



KMSC National Motorcycle Racing

Lapchart

Scottish Championship Lightweights

Knockhill 1.267 miles

Race 25 - 2nd Race - Re-Start

24/04/2016 13:35

Race (7 Laps) started at 13:38:41

Competitors	Laps						
	1	2	3	4	5	6	7
Paul McCLUNG (49)	1	49	49	49	49	49	49
Keith DICKIE (15)	2	15	15	15	15	15	5
Gillian McGAW (5)	3	5	5	5	5	5	21
Grant REID (21)	4	21	21	21	21	21	66
Alex REID (24)	5	24	39	39	66	66	39
Stuart HAMILTON (39)	6	39	24	66	39	39	24
Kevin WATRET (66)	7	66	66	24	24	24	121
Robert WOODWARD (121)	8	121	16	16	16	16	121
Gerry KEIRNAN (16)	9	16	121	121	121	16	13
Andrew BARTON (13)	10	13	13	13	13	13	79
Gary CRAIG (189)	11	189	189	79	79	79	134
Gordon MILLAR (112)	12	112	79	189	134	134	67
Ashley ROBSON (79)	13	79	112	134	67	67	112
Christine WATSON (74)	14	74	67	67	189	112	189
Jim PURVIS (25)	15	25	74	112	112	189	74
Eddie BUTLER (67)	16	67	134	74	74	74	25
Kenneth THIRLWALL (134)	17	134	25	25	25	25	25
Lianne MAYHEW (117)	18	117	117	117	117	117	117
Robyn LINDSAY (194)	19	194	194				
-	20						
-	21						
-	22						
-	23						
-	24						
-	25						
-	26						
-	27						
-	28						
-	29						

Margin of Victory	Avg. Speed	Best Lap Tm	Best Speed	Best Lap by
6.337	82.329	54.652	83.457	49 - Paul McCLUNG

Clerk of the Course :

Orbits

Sig : Time :
 Chief Timekeeper : Ian Sharp (SMART Timing)
 Results available at www.mylaps.com and www.smart-timing.co.uk



KMSC National Motorcycle Racing

KMSC Lightweights

Knockhill 1.267 miles

Race 31 - 3rd Race

24/04/2016 15:00

Race (10 Laps) started at 16:02:57

POLE POSITION

1	1 49 Paul McCLUNG	2 5 Gillian McGAW	3 21 Grant REID
2	4 66 Kevin WATRET	5 39 Stuart HAMILTON	6 24 Alex REID
3	7 121 Robert WOODWARD	8 16 Gerry KEIRNAN	9 13 Andrew BARTON
4	10 79 Ashley ROBSON	11 134 Kenneth THIRLWALL	12 67 Eddie BUTLER
5	13 112 Gordon MILLAR	14 74 Christine WATSON	15 25 Jim PURVIS
6	16 117 Lianne MAYHEW	17	18 15 Keith DICKIE
7	19 194 Robyn LINDSAY	20 4 Alan GIBSON	21 11 Lewis PATERSON
8	22 55 Tom ROBINSON	23 54 Ryan GIBSON	24 90 David McNAIRN
9	25 29 Eric UTTERSON	26 118 Rod WALKER	27 110 Symon WOODWARD
10	28 162 Patrick POLLARD	29 111 Allan McCLEARY	30 189 Gary CRAIG

Clerk of the Course :

Orbits

Sig : Time :

Chief Timekeeper : Ian Sharp (SMART Timing)

Results available at www.mylaps.com and www.smart-timing.co.uk

Printed: 25/04/2016 19:16:02



Race Results

KMSC National Motorcycle Racing

Sorted on Laps

National Pre-Injection 600

Knockhill 1.267 miles

Race 26 - 2nd Race - Re-Start

24/04/2016 13:50

Race (8 Laps) started at 14:08:44

Pos	No.	Name	Make/Model	CC	Class	Laps	Total Tm	Diff	Best Tm	In Lap	Best Speed
1	91	Lewis SHAND	Yamaha	R6 600	PI6	8	7:21.453		54.238	3	84.094
2	89	Alex BASS	Yamaha	R6 600	PI6	8	7:22.235	0.782	54.264	4	84.054
3	48	David McCAFFERTY	Yamaha	R6 600	PI6	8	7:22.908	1.455	54.769	8	83.279
4	41	Kieran MURRAY	Kawasaki	ZX6 600	PI6	8	7:29.476	8.023	55.316	3	82.455
5	26	Alan McGREGOR	Yamaha	R6	PI6	8	7:40.452	18.999	56.568	6	80.630
6	6	James WILKEN	Yamaha	R6 600	PI6	8	7:46.814	25.361	57.511	3	79.308
7	16	Michael CLARK	Honda	CBR600	PI6	8	7:47.637	26.184	57.017	6	79.995
8	60	Douglas BROWN	Yamaha	R6 600	PI6	8	7:47.965	26.512	57.319	3	79.574
9	15	Jon DICKIE	Yamaha	R6 600	PI6	8	7:48.073	26.620	56.455	6	80.792
10	92	Andrew CRAIGMILE	Yamaha	R6 600	PI6	8	7:48.771	27.318	57.450	7	79.392
11	73	Fraser CAMERON	Yamaha	R6 600	PI6	8	8:18.235	56.782	1:00.963	8	74.817
12	45	Gerry SULLIVAN	Kawasaki	ZX6R 600	PI6	8	8:18.466	57.013	1:01.391	7	74.296
13	94	Darren CRAIGMILE	Yamaha	R6 600	PI6	8	8:21.430	59.977	1:00.976	8	74.801
14	888	Joe CAIRNEY	Honda	CBR6	PI6	7	7:56.925	1 Lap	1:06.310	2	68.784
Not classified											
DNF	88	Brian MARR	Yamaha	R6 600	PI6	7	6:34.032	DNF	55.106	2	82.769
DNS	0	Alex McGUINNESS	Yamaha	R6 600	PI6			DNF		0	-
DNS	10	Stuart DEANS	Kawasaki	ZX6 600	PI6			DNF		0	-
DNS	47	Steven HADDOW	Yamaha	R6 600	PI6			DNF		0	-
DNS	129	Martin HERRIOT	Yamaha	R6 600	PI6			DNF		0	-
DNS	199	Ross WATTS	Yamaha	YZF R6 600	PI6			DNF		0	-

Announcements

Red Flag after Leader completed 1 Lap - Race re-started over 8 Laps.

Margin of Victory	Avg. Speed	Best Lap Tm	Best Speed	Best Lap by
0.782	82.656	54.238	84.094	91 - Lewis SHAND

Clerk of the Course :

Orbits

Sig : Time :

Chief Timekeeper : Ian Sharp (SMART Timing)

www.mylaps.com

Results available at www.mylaps.com and www.smart-timing.co.uk

Licensed to: SMART Timing

Qualifying Results

KMSC National Motorcycle Racing

National Pre-Injection 600

Knockhill 1.267 miles

Race 26 - 2nd Race - Re-Start

24/04/2016 13:50

Race (8 Laps) started at 14:08:44

Lap	Time of Day	Lap Tm	S1	S2	S3	S3Spd	SFSpd	Lap	Time of Day	Lap Tm	S1	S2	S3	S3Spd	SFSpd
(91) Lewis SHAND								3	14:11:41.734	57.319	19.196	21.622	16.501	113.742	110.922
1	14:09:42.505			21.446	15.631	120.915	114.910	4	14:12:39.529	57.795	19.270	21.600	16.925	110.922	108.941
2	14:10:37.164	54.659	18.248	20.897	15.514	120.265	114.518	5	14:13:37.309	57.780	19.256	21.772	16.752	110.739	107.372
3	14:11:31.402	54.238	18.109	20.881	15.248	119.409	115.903	6	14:14:35.063	57.754	19.286	21.784	16.684	112.408	109.296
4	14:12:26.176	54.774	18.363	21.015	15.396	121.133	115.107	7	14:15:32.934	57.871	19.262	21.753	16.856	113.166	107.890
5	14:13:20.931	54.755	18.545	20.700	15.510	119.621	113.935	8	14:16:32.399	59.465	19.671	21.873	17.921	113.935	89.120
6	14:14:16.025	55.094	18.624	20.966	15.504	120.049	115.305	(15) Jon DICKIE							
7	14:15:10.922	54.897	18.344	21.190	15.363	120.265	114.129	1	14:09:45.471			22.395	16.309	118.985	113.742
8	14:16:05.887	54.965	18.540	21.003	15.422	119.196	114.714	2	14:10:48.194	1:02.723			16.484	119.621	113.742
(89) Alex BASS								3	14:11:47.869	59.675			16.399	118.356	113.357
1	14:09:42.918			21.339	15.735	120.915	116.506	4	14:12:44.975	57.106	19.125	21.663	16.318	118.356	113.935
2	14:10:37.568	54.650	18.244	20.883	15.523	123.133	117.526	5	14:13:41.667	56.692	18.814	21.561	16.317	118.565	112.976
3	14:11:32.142	54.574	18.279	21.060	15.235	121.572	117.526	6	14:14:38.122	56.455	18.912	21.481	16.062	118.775	113.742
4	14:12:26.406	54.264	18.159	20.729	15.376	123.815	117.940	7	14:15:35.373	57.251	19.097	21.875	16.279		114.323
5	14:13:21.056	54.650	18.048	21.084	15.518	120.480	115.903	8	14:16:32.507	57.134	19.391	21.440	16.303	120.697	113.357
6	14:14:16.205	55.149	18.721	20.909	15.519	122.459	115.305	(92) Andrew CRAIGMILE							
7	14:15:11.517	55.312	18.358	21.328	15.626	122.014	115.504	1	14:09:48.146			22.782	16.774	119.621	111.105
8	14:16:06.669	55.152	18.292	21.232	15.628	121.352	116.506	2	14:10:45.904	57.758	19.465	22.011	16.282	121.133	112.597
(48) David McCAFFERTY								3	14:11:43.587	57.683	19.193	22.265	16.225	119.196	112.408
1	14:09:42.158			21.494	15.582	118.985	114.714	4	14:12:41.566	57.979	19.222	22.142	16.615	117.116	111.290
2	14:10:37.244	55.086	18.267	21.193	15.626	119.196	115.305	5	14:13:39.782	58.216	19.226	22.218	16.732	119.832	110.193
3	14:11:32.471	55.227	18.335	21.200	15.692	121.572	116.709	6	14:14:37.702	57.920	19.606	21.958	16.356	118.985	109.296
4	14:12:27.418	54.947	18.196	21.045	15.706	123.587	114.129	7	14:15:35.152	57.450	19.323	21.916	16.211	118.775	111.105
5	14:13:22.358	54.940	18.337	21.087	15.516	123.133	113.166	8	14:16:33.205	58.053	19.415	22.035	16.603	117.940	110.193
6	14:14:17.705	55.347	18.594	21.126	15.627	121.133	114.518	(73) Fraser CAMERON							
7	14:15:12.573	54.868	18.205	21.056	15.607	122.236	114.910	1	14:09:51.237			23.791	17.629	115.903	106.859
8	14:16:07.342	54.769	18.254	21.068	15.447	123.360	114.910	2	14:10:52.686	1:01.449	20.606	23.501	17.342	116.304	111.474
(41) Kieran MURRAY								3	14:11:55.210	1:02.524	20.562	23.544	18.418	115.504	110.922
1	14:09:44.689			21.794	15.967	118.147	111.474	4	14:12:57.465	1:02.255	21.105	23.571	17.579	115.504	109.832
2	14:10:40.366	55.677	18.347	21.259	16.071	118.356	111.660	5	14:13:59.062	1:01.597	20.908	23.209	17.480	115.504	111.846
3	14:11:35.682	55.316	18.310	20.982	16.024	112.408		6	14:15:00.589	1:01.527	20.691	23.107	17.729	117.526	110.012
4	14:12:31.129	55.447	18.356	21.125	15.966	117.940	112.976	7	14:16:01.706	1:01.117	20.663	23.131	17.323	118.985	111.474
5	14:13:26.559	55.430	18.401	21.166	15.863	119.835	110.922	8	14:17:02.669	1:00.963	20.777	22.918	17.268	118.775	110.374
6	14:14:22.354	55.795	18.431	21.203	16.161	110.739		(45) Gerry SULLIVAN							
7	14:15:17.873	55.519	18.420	21.060	16.039	117.733	111.474	1	14:09:51.746			24.056	17.323	112.033	107.544
8	14:16:13.910	56.037	18.484	21.128	16.425	117.116	110.193	2	14:10:53.204	1:01.458	20.604	23.695	17.159	107.372	
(26) Alan McGREGOR								3	14:11:54.836	1:01.632	20.568	23.600	17.464	107.030	
1	14:09:45.578			22.153	16.246	119.621	114.323	4	14:12:56.500	1:01.664	20.487	23.787	17.390		99.272
2	14:10:42.712	57.134	19.325	21.833	15.976	119.835	114.518	5	14:13:58.073	1:01.573	20.866	23.527	17.180		103.242
3	14:11:39.445	56.733	18.886	21.887	15.960	118.565	114.714	6	14:14:59.832	1:01.759	20.609	23.794	17.356		101.066
4	14:12:36.253	56.808	19.083	21.734	15.991	119.621	113.935	7	14:16:01.223	1:01.391	20.729	23.454	17.208		100.914
5	14:13:32.889	56.636	18.776	21.841	16.019	118.356	113.549	8	14:17:02.900	1:01.677	20.691	23.359	17.627		105.681
6	14:14:29.457	56.568	18.844	21.646	16.078	117.733	113.935	(94) Darren CRAIGMILE							
7	14:15:26.618	57.161	19.464	21.766	15.931	118.985	114.129	1	14:09:52.907			23.941	17.515	113.742	107.030
8	14:16:24.886	58.268	18.847	21.710	17.711	119.835	110.922	2	14:10:54.184	1:01.277	20.481	23.339	17.457		106.859
(6) James WILKEN								3	14:11:56.455	1:02.271	20.671	23.623	17.977	113.166	106.015
1	14:09:47.239			22.425	16.615	116.103	107.890	4	14:12:59.072	1:02.617	20.441	23.457	18.719	112.033	104.529
2	14:10:44.817	57.578	19.240	22.049	16.289	114.129	106.859	5	14:14:02.046	1:02.974	20.735	23.327	18.912	111.660	104.366
3	14:11:42.328	57.511	19.145	21.951	16.415	107.717	108.238	6	14:15:03.628	1:01.582	20.833	23.572	17.177	111.660	106.859
4	14:12:39.904	57.576	19.012	22.122	16.442	113.166	108.238	7	14:16:04.888	1:01.260	20.332	23.580	17.348	112.220	104.366
5	14:13:37.541	57.637	19.188	21.866	16.583	112.976	107.030	8	14:17:05.864	1:00.976	20.441	23.106	17.429	112.220	105.681
6	14:14:35.424	57.883	19.382	21.950	16.551	112.408	106.015	(888) Joe CAIRNEY							
7	14:15:33.253	57.829	19.228	22.070	16.531	113.357	106.859	1	14:09:56.916			25.056	19.450		101.218
8	14:16:31.248	57.995	19.531	21.944	16.520	114.910	105.184	2	14:11:03.226	1:06.310	22.381	24.917	19.012		104.529
(16) Michael CLARK								3	14:12:11.111	1:07.885	22.625	25.569	19.691	101.371	
1	14:09:47.759			22.637	17.331	112.597	112.220	4	14:13:18.489	1:07.378	22.422	25.653	19.303		99.714
2	14:10:46.258	58.499	19.404	22.093	17.002	116.912	111.846	5	14:14:27.329	1:08.840	23.678	25.788	19.374		100.914
3	14:11:44.067	57.809	19.347	22.094	16.368	118.356	113.166	6	14:15:34.288	1:06.959	22.600	25.172	19.187		102.611
4	14:12:41.855	57.788	19.126	22.073	16.589	113.935	112.597	7	14:16:41.359	1:07.071	22.659	25.169	19.243		103.882
5	14:13:40.180	58.325	19.187	22.352	16.786	114.714	111.290	(88) Brian MARR							
6	14:14:37.197	57.017	18.985	21.727	16.305	116.912	111.846	1	14:09:43.373			21.586	15.822	120.049	112.597
7	14:15:34.547	57.350	19.077	22.064	16.209	116.912	112.786	2	14:10:38.479	55.106	18.333	21.126	15.647		112.786
8	14:16:32.071	57.524	19.202	21.561	16.761	118.147	111.474	3	14:11:34.511	56.032	18.520	21.575	15.937	117.940	112.597
(60) Douglas BROWN								4	14:12:30.845	56.334	18.533	21.739	16.062	117.940	112.220
1	14:09:46.784			22.439	16.813	114.714	108.764	5	14:13:27.141	56.296	18.386	21.340	16.570	116.304	111.846
2	14:10:44.415	57.631	19.220	21.922	16.489	113.549	109.474	6	14:14:23.272	56.131	18.714	21.491	15.926	117.733	111.290
								7	14:15:18.466	55.194	18.409	21.042			

KMSC National Motorcycle Racing

Lapchart

National Pre-Injection 600

Knockhill 1.267 miles

Race 26 - 2nd Race - Re-Start

24/04/2016 13:50

Race (8 Laps) started at 14:08:44

Competitors	Laps								
	1	2	3	4	5	6	7	8	
David McCAFFERTY (48)	1	48	91	91	91	91	91	91	91
Lewis SHAND (91)	2	91	48	89	89	89	89	89	89
Alex BASS (89)	3	89	89	48	48	48	48	48	48
Brian MARR (88)	4	88	88	88	88	41	41	41	41
Kieran MURRAY (41)	5	41	41	41	41	88	88	88	26
Jon DICKIE (15)	6	15	26	26	26	26	26	26	6
Alan McGREGOR (26)	7	26	60	60	60	60	60	60	16
Douglas BROWN (60)	8	60	6	6	6	6	6	6	60
James WILKEN (6)	9	6	92	92	92	92	16	16	15
Michael CLARK (16)	10	16	16	16	16	16	92	92	92
Andrew CRAIGMILE (92)	11	92	15	15	15	15	15	15	73
Fraser CAMERON (73)	12	73	73	45	45	45	45	45	45
Gerry SULLIVAN (45)	13	45	45	73	73	73	73	73	94
Darren CRAIGMILE (94)	14	94	94	94	94	94	94	94	94
Joe CAIRNEY (888)	15	888	888	888	888	888	888	888	888
-	16								
-	17								
-	18								
-	19								
-	20								

Margin of Victory	Avg. Speed	Best Lap Tm	Best Speed	Best Lap by
0.782	82.656	54.238	84.094	91 - Lewis SHAND

Clerk of the Course :

Orbits

Sig : Time :
 Chief Timekeeper : Ian Sharp (SMART Timing)
 Results available at www.mylaps.com and www.smart-timing.co.uk



KMSC National Motorcycle Racing

KMSC Pre-Injection 600

Knockhill 1.267 miles

Race 32 - 3rd Race

24/04/2016 15:15

Race (10 Laps) started at 16:18:01

POLE POSITION

1	1 91 Lewis SHAND	2 89 Alex BASS	3 48 David McCAFFERTY
2	4 41 Kieran MURRAY	5 26 Alan McGREGOR	6 6 James WILKEN
3	7 16 Michael CLARK	8 60 Douglas BROWN	9 15 Jon DICKIE
4	10 92 Andrew CRAIGMILE	11 73 Fraser CAMERON	12 45 Gerry SULLIVAN
5	13 94 Darren CRAIGMILE	14 888 Joe CAIRNEY	15 88 Brian MARR
6	16 0 Alex McGUINNESS	17 10 Stuart DEANS	18 47 Steven HADDOW
7	19 129 Martin HERRIOT	20 199 Ross WATTS	

Clerk of the Course :

Sig : Time :

Chief Timekeeper : Ian Sharp (SMART Timing)

Results available at www.mylaps.com and www.smart-timing.co.uk

Printed: 25/04/2016 19:15:35

Orbits



Race Results

KMSC National Motorcycle Racing

Sorted on Laps

Ultratape Post Classics

Knockhill 1.267 miles

Race 27 - 4th Race

24/04/2016 14:00

Race (10 Laps) started at 14:22:18

Pos	No.	Name	Make/Model	CC	Class	Laps	Total Tm	Diff	Best Tm	In Lap	Best Speed
1	8	Robin LAMB	Decorite	250	PC	10	10:11.333		1:00.002	5	76.016
2	2	Roddy TAYLOR	Yamaha	TZ350	PC	10	10:20.094	8.761	1:00.148	6	75.831
3	111	Jimmy SHANKS	Honda	CB500	PC	10	10:35.255	23.922	1:02.648	7	72.805
4	3	Jed HEATH	Spondon	TZ350	PC	10	10:43.316	31.983	1:03.208	7	72.160
5	13	Andrew BARTON	Honda	CB500	PC	10	10:52.564	41.231	1:03.717	4	71.584
6	177	Christian GUNSON	Yamaha	FZ600	PC	10	11:10.615	59.282	1:05.765	2	69.354
7	22	Ian RUSSELL	Honda	NSR250	PC	9	10:16.024	1 Lap	1:07.485	3	67.587
8	36	Craig DOUGLAS	Yamaha	TZ 350	PC	9	10:16.169	1 Lap	1:06.461	7	68.628
9	333	Peter DOLAN	Honda	CB500	PC	9	10:17.642	1 Lap	1:07.180	7	67.894
10	14	Andrew GREEN	Yamaha	250RD	PC	9	10:18.086	1 Lap	1:07.017	7	68.059
Not classified											
DNS	110	Symon WOODWARD	Yamaha	250	PC			DNS		0	-
DNS	25	Andrew KIRKWOOD	Honda	CB500	PC			DNS		0	-

Margin of Victory	Avg. Speed	Best Lap Tm	Best Speed	Best Lap by
8.761	74.609	1:00.002	76.016	8 - Robin LAMB

Clerk of the Course :

Orbits

Sig : Time :

Chief Timekeeper : Ian Sharp (SMART Timing)

www.mylaps.com

Results available at www.mylaps.com and www.smart-timing.co.uk

Licensed to: SMART Timing

Qualifying Results

KMSC National Motorcycle Racing

Ultratape Post Classics

Knockhill 1.267 miles

Race 27 - 4th Race

24/04/2016 14:00

Race (10 Laps) started at 14:22:18

Lap	Time of Day	Lap Tm	S1	S2	S3	S3Spd	SFSpd	Lap	Time of Day	Lap Tm	S1	S2	S3	S3Spd	SFSpd								
(8) Robin LAMB																							
1	14:23:21.976			22.962	17.456	112.786	105.349	1	14:23:30.228			25.852	19.719	96.005	87.608								
2	14:24:22.377	1:00.401	19.834	22.944	17.623	112.597	101.678	2	14:24:38.814	1:08.586	23.367	25.467	19.752	94.785	86.590								
3	14:25:22.922	1:00.545	20.040	23.133	17.372	110.922	104.692	3	14:25:46.299	1:07.485	22.313	25.787	19.385	91.928	87.608								
4	14:26:23.339	1:00.417	19.666	23.356	17.395	108.941	103.561	4	14:26:54.250	1:07.951	22.169	25.907	19.875	91.179	87.952								
5	14:27:23.341	1:00.002	19.724	23.123	17.155	110.193	105.349	5	14:28:02.454	1:08.204	22.391	25.825	19.988	92.818	88.416								
6	14:28:23.882	1:00.541	19.780	22.912	17.849	111.290	101.678	6	14:29:10.144	1:07.690	22.585	25.324	19.781	96.697	85.596								
7	14:29:25.108	1:01.226	20.102	23.691	17.433	110.739	104.692	7	14:30:17.634	1:07.490	22.405	25.520	19.565	91.928	89.596								
8	14:30:25.802	1:00.694	19.787	23.224	17.683	109.474	105.349	8	14:31:26.173	1:08.539	22.254	26.124	20.161	89.716	89.477								
9	14:31:27.618	1:01.816	20.871	23.129	17.816	108.064	104.043	9	14:32:34.071	1:07.898	23.020	25.235	19.643	91.427	87.380								
10	14:32:29.380	1:01.762	21.118	23.066	17.578	108.941	104.856	(36) Craig DOUGLAS															
(36) Craig DOUGLAS																							
1	14:23:30.567							1	14:23:30.567			26.040	19.036		96.005								
2	14:24:37.695							2	14:24:37.695	1:07.128	22.503	25.382	19.243	89.358	95.323								
3	14:25:48.197							3	14:25:48.197	1:10.502	22.919	27.729	19.854		93.726								
4	14:26:54.975							4	14:26:54.975	1:06.778	22.496	25.176	19.106		94.651								
5	14:28:02.156							5	14:28:02.156	1:07.181	22.183	25.625	19.373		90.564								
6	14:29:10.762							6	14:29:10.762	1:08.606	22.397	25.428	20.781	100.011	88.649								
7	14:30:17.223							7	14:30:17.223	1:06.461	22.481	24.923	19.057		91.677								
8	14:31:25.961							8	14:31:25.961	1:08.738	22.424	26.400	19.914	94.919	91.802								
9	14:32:34.216							9	14:32:34.216	1:08.255	23.644	25.524	19.087		94.120								
(333) Peter DOLAN																							
(333) Peter DOLAN																							
1	14:23:31.290							1	14:23:31.290			26.369	19.831	92.690	86.035								
2	14:24:39.404							2	14:24:39.404	1:08.114	22.958	25.609	19.547	91.677	87.608								
3	14:25:47.739							3	14:25:47.739	1:08.335	22.545	26.350	19.440		86.479								
4	14:26:55.798							4	14:26:55.798	1:08.059	22.380	25.691	19.988	92.181	86.257								
5	14:28:04.515							5	14:28:04.515	1:08.717	22.883	25.976	19.858	91.552	86.035								
6	14:29:12.347							6	14:29:12.347	1:07.832	22.281	26.108	19.443	90.077	87.153								
7	14:30:19.527							7	14:30:19.527	1:07.180	22.637	25.481	19.062	92.562	87.608								
8	14:31:28.097							8	14:31:28.097	1:08.570	22.299	26.420	19.851	86.479	86.814								
9	14:32:35.689							9	14:32:35.689	1:07.592	22.627	25.545	19.420	92.690	86.927								
(14) Andrew GREEN																							
(14) Andrew GREEN																							
1	14:23:29.790							1	14:23:29.790			25.635	19.924	92.690	84.200								
2	14:24:37.959							2	14:24:37.959	1:08.169	22.323	25.575	20.271	90.932	80.853								
3	14:25:46.321							3	14:25:46.321	1:08.362	22.499	25.827	20.036	90.809	83.885								
4	14:26:54.932							4	14:26:54.932	1:08.611	22.375	26.014	20.222	92.181	77.491								
5	14:28:04.471							5	14:28:04.471	1:09.539	23.035	25.598	20.906	93.595	70.343								
6	14:29:12.499							6	14:29:12.499	1:08.028	22.415	26.066	19.547	91.552	84.200								
7	14:30:19.516							7	14:30:19.516	1:07.017	21.932	25.486	19.599	91.179	85.054								
8	14:31:28.325							8	14:31:28.325	1:08.809	22.732	26.028	20.049	91.179	85.925								
9	14:32:36.133							9	14:32:36.133	1:07.808	21.928	25.689	20.191	91.677	77.313								
(3) Jed HEATH																							
(3) Jed HEATH																							
1	14:23:26.024			24.681	18.521	102.142	95.459	1	14:23:26.024			24.681	18.521	102.142	95.459								
2	14:24:30.042	1:04.018	21.175	24.325	18.518	99.714	94.518	2	14:24:30.042	1:04.018	21.175	24.325	18.518	99.714	94.518								
3	14:25:35.016	1:04.974	20.843	25.465	18.666	92.562	93.595	3	14:25:35.016	1:04.974	20.843	25.465	18.666	92.562	93.595								
4	14:26:38.434	1:03.418	20.801	24.243	18.374	98.688	94.252	4	14:26:38.434	1:03.418	20.801	24.243	18.374	98.688	94.252								
5	14:27:42.565	1:04.131	20.724	24.743	18.664	97.967	93.988	5	14:27:42.565	1:04.131	20.724	24.743	18.664	97.967	93.988								
6	14:28:46.622	1:04.057	21.089	24.435	18.533	98.398	93.857	6	14:28:46.622	1:04.057	21.089	24.435	18.533	98.398	93.857								
7	14:29:49.830	1:03.208	20.655	23.899	18.654	98.111	94.252	7	14:29:49.830	1:03.208	20.655	23.899	18.654	98.111	94.252								
8	14:30:53.353	1:03.523	20.785	24.108	18.630	96.836	94.120	8	14:30:53.353	1:03.523	20.785	24.108	18.630	96.836	94.120								
9	14:31:57.030	1:03.677	20.694	24.322	18.661	94.785	93.857	9	14:31:57.030	1:03.677	20.694	24.322	18.661	94.785	93.857								
10	14:33:01.363	1:04.333	21.320	24.145	18.868	97.117	92.181	10	14:33:01.363	1:04.333	21.320	24.145	18.868	97.117	92.181								
(13) Andrew BARTON																							
(13) Andrew BARTON																							
1	14:23:26.890			24.566	18.852		87.608	1	14:23:26.890			24.566	18.852		87.608								
2	14:24:32.016	1:05.126	21.838	24.240	19.048	97.682	89.239	2	14:24:32.016	1:05.126	21.838	24.240	19.048	97.682	89.239								
3	14:25:37.262	1:05.246	21.975	24.570	18.701	94.651	87.608	3	14:25:37.262	1:05.246	21.975	24.570	18.701	94.651	87.608								
4	14:26:40.979	1:03.717	21.292	24.005	18.420	93.205	87.722	4	14:26:40.979	1:03.717	21.292	24.005	18.420	93.205	87.722								
5	14:27:45.890	1:04.911	21.587	24.720	18.604		88.068	5	14:27:45.890	1:04.911	21.587	24.720	18.604		88.068								
6	14:28:50.621	1:04.731	21.543	24.417	18.771	93.726	87.153	6	14:28:50.621	1:04.731	21.543	24.417	18.771	93.726	87.153								
7	14:29:55.041	1:04.420	21.451	24.297	18.672	93.595	88.532	7	14:29:55.041	1:04.420	21.451	24.297	18.672	93.595	88.532								
8	14:30:59.535	1:04.494	21.333	24.226	18.935	91.677	88.068	8	14:30:59.535	1:04.494	21.333	24.226	18.935	91.677	88.068								
9	14:32:04.662	1:05.127	21.309	24.554	19.264	93.205	87.266	9	14:32:04.662	1:05.127	21.309	24.554	19.264	93.205	87.266								
10	14:33:10.611	1:05.949	21.642	25.094	19.213	90.442	88.532	10	14:33:10.611	1:05.949	21.642	25.094	19.213	90.442	88.532								
(177) Christian GUNSON																							
(177) Christian GUNSON																							
1	14:23:26.112			25.071	18.898	99.566	92.562	1	14:23:26.112			25.071	18.898	99.566	92.562								
2	14:24:31.877	1:05.765	21.689	25.061	19.015	98.111	92.818	2	14:24:31.877	1:05.765	21.689	25.061	19.015	98.111	92.818								
3	14:25:38.582	1:06.705	21.830	25.708	19.167	96.005	91.802	3	14:25:38.582	1:06.705	21.830	25.708	19.167	96.005	91.802								
4	14																						

KMSC National Motorcycle Racing

Lapchart

Ultratape Post Classics

Knockhill 1.267 miles

Race 27 - 4th Race

24/04/2016 14:00

Race (10 Laps) started at 14:22:18

Competitors	Laps										
	1	2	3	4	5	6	7	8	9	10	
Roddy TAYLOR (2)	1	2	2	2	8	8	8	8	8	8	8
Robin LAMB (8)	2	8	8	8	2	2	2	2	2	2	2
Jimmy SHANKS (111)	3	111	111	111	111	111	111	111	111	111	111
Jed HEATH (3)	4	3	3	3	3	3	3	3	3	3	3
Christian GUNSON (177)	5	177	177	13	13	13	13	13	13	13	13
Andrew BARTON (13)	6	13	13	177	177	177	177	177	177	177	177
Andrew GREEN (14)	7	14	36	22	22	36	22	36	36	22	
Ian RUSSELL (22)	8	22	14	14	14	22	36	22	22	36	
Craig DOUGLAS (36)	9	36	22	333	36	14	333	14	333	333	
Peter DOLAN (333)	10	333	333	36	333	333	14	333	14	14	
-	11										
-	12										

Margin of Victory	Avg. Speed	Best Lap Tm	Best Speed	Best Lap by
8.761	74.609	1:00.002	76.016	8 - Robin LAMB

Clerk of the Course :

Orbits

Sig : Time :
Chief Timekeeper : Ian Sharp (SMART Timing)

Results available at www.mylaps.com and www.smart-timing.co.uk

Printed: 25/04/2016 19:35:23



Race Results

KMSC National Motorcycle Racing

Sorted on Laps

Scottish Championship Superbikes & KMSC Clubman

Knockhill 1.267 miles

Race 28 - 2nd Race - Re-Start

24/04/2016 14:20

Race (7 Laps) started at 15:17:17

Pos	No.	Name	Make/Model	CC	Class	Laps	Total Tm	Diff	Best Tm	In Lap	Best Speed
1	99	Michael ROBERTSON	Kawasaki	ZX10	SB	7	5:59.416		50.602	3	90.137
2	179	Andrew TASKER	Kawasaki	ZX10R	SB	7	6:00.286	0.870	50.689	3	89.982
3	34	John DEAN	Suzuki	GSXR1000K9	SB	7	6:03.028	3.612	51.083	4	89.288
4	79	Bruce BIRNIE	BMW	S1000RR	SB	7	6:07.098	7.682	51.250	5	88.997
5	68	Paul WISHART	Kawasaki	ZX10R	SB	7	6:08.910	9.494	51.726	6	88.178
6	119	Kristopher DUNCAN	Kawasaki	ZX10	SB	7	6:11.639	12.223	52.016	6	87.686
7	3	Adrian CLARK	Kawasaki	ZX10R	SB	7	6:12.000	12.584	52.133	6	87.490
8	55	Donald MacFADYEN	BMW	S1000RR	SB	7	6:15.877	16.461	53.096	5	85.903
9	7	James LAING	BMW	S1000RR	SB	7	6:20.315	20.899	52.555	7	86.787
10	17	Angus MEARNES	Yamaha	R6 600	C	7	6:21.562	22.146	53.263	7	85.633
11	47	Alan BRYCE	BMW	1000RR	SB	7	6:22.639	23.223	52.985	4	86.083
12	11	Richard HUGHES	BMW	S1000RR	C	7	6:23.148	23.732	53.480	5	85.286
13	69	Rodney SCOTT	BMW	S1000RR	C	7	6:28.994	29.578	54.127	4	84.266
14	67	Des BURNS	Kawasaki	ZX10R	C	7	6:29.446	30.030	54.371	5	83.888
15	46	George SPENCE	Honda	CBR1000	SB	7	6:29.596	30.180	54.365	5	83.898
16	63	Kenny PATERSON	BMW	S1000RR	C	7	6:29.881	30.465	53.498	6	85.257
17	33	Graeme BODEL	BMW	S1000RR	C	7	6:30.036	30.620	54.387	4	83.864
18	45	Gary HOPKINS	Yamaha	R1M	C	7	6:33.389	33.973	54.731	3	83.337
19	4	Daniel MacLEAN	Kawasaki	ZX10R	C	7	6:33.500	34.084	54.670	6	83.430
20	22	Steven WATSON	Suzuki	GSXR750	C	7	6:38.384	38.968	55.507	3	82.171
21	37	Steven PATTERSON	Yamaha	YZF R1	C	7	6:43.368	43.952	55.273	7	82.519
22	54	Gordon DUNCAN	Ducati	Panigale 899	C	7	6:49.902	50.486	57.134	7	79.831
23	12	Gordon McDONALD	Honda	CBR1000	C	7	6:56.555	57.139	58.159	3	78.425
24	6	Calum MacLEAN	Suzuki	GSXR1000	C	6	6:13.467	1 Lap	1:00.617	6	75.244

Not classified

DNS	151	Ben WARMINGTON	Yamaha	R1	C			DNS		0	-
DNS	48	Euan MESTON	Yamaha	R1	SB			DNS		0	-
DNS	43	Steve NICOLL	Kawasaki	ZX10	C			DNS		0	-
DNS	36	Craig MARTIN	Honda	CBR900 RR-Y	C			DNS		0	-
DNS	32	Sean REID	Honda	Fireblade	C			DNS		0	-
DNS	59	Matt TRUELOVE	Honda	CBR 600	SB			DNS		0	-
DNS	71	Gavin JONES	Honda	Fireblade	C			DNS		0	-
DNS	265	Ricky BUCHANAN	Yamaha	R1	C			DNS		0	-

Announcements

Red Flag after Leader completed 3 Laps - Race re-started over 7 Laps.

Margin of Victory	Avg. Speed	Best Lap Tm	Best Speed	Best Lap by
0.870	88.832	50.602	90.137	99 - Michael ROBERTSON

Clerk of the Course :

Orbits

Sig : Time :

Chief Timekeeper : Ian Sharp (SMART Timing)

www.mylaps.com

Results available at www.mylaps.com and www.smart-timing.co.uk

Licensed to: SMART Timing

Qualifying Results

KMSC National Motorcycle Racing

Scottish Championship Superbikes & KMSC Clubman

Knockhill 1.267 miles

Race 28 - 2nd Race - Re-Start

24/04/2016 14:20

Race (7 Laps) started at 15:17:17

Lap	Time of Day	Lap Tm	S1	S2	S3	S3Spd	SFSpd	Lap	Time of Day	Lap Tm	S1	S2	S3	S3Spd	SFSpd
(99) Michael ROBERTSON															
1	15:18:10.895			19.791	14.641	135.845	131.326	1	15:18:17.386			21.359	15.260		129.053
2	15:19:01.981	51.086	17.006	19.483	14.597	135.025	130.560	2	15:19:11.909	54.523	18.859	20.687	14.977		129.302
3	15:19:52.583	50.602	16.769	19.304	14.529	139.517	130.053	3	15:20:05.445	53.536	17.803	20.195	15.538	130.814	127.581
4	15:20:43.416	50.833	16.801	19.434	14.598	137.234	129.802	4	15:20:58.619	53.174	17.940	20.150	15.084	129.551	129.302
5	15:21:34.493	51.077	16.921	19.477	14.679	139.227	127.098	5	15:21:51.610	52.991	17.712	20.228	15.051		128.313
6	15:22:25.775	51.282	16.950	19.830	14.502	137.234	131.326	6	15:22:44.777	53.167	17.879	20.267	15.021	127.581	128.068
7	15:23:16.433	50.658	16.748	19.341	14.569	138.652	129.302	7	15:23:37.332	52.555	17.544	20.066	14.945	129.551	125.201
(179) Andrew TASKER															
1	15:18:11.396			19.622	14.829	137.516	128.559	1	15:18:15.669			20.969	15.527	127.098	121.133
2	15:19:02.352	50.956	16.896	19.242	14.818	137.798	127.581	2	15:19:09.830	54.161	18.024	20.678	15.459	125.670	121.352
3	15:19:53.041	50.689	16.812	19.174	14.703	136.954	127.339	3	15:20:03.622	53.792	17.813	20.583	15.396	125.435	121.133
4	15:20:43.774	50.733	16.806	19.248	14.679	138.652	128.805	4	15:20:57.545	53.923	17.818	20.750	15.355	126.142	120.915
5	15:21:34.682	50.908	16.823	19.346	14.739	138.366	129.802	5	15:21:51.481	53.936	18.133	20.462	15.341		120.915
6	15:22:26.196	51.514	17.083	19.787	14.644	137.516	128.559	6	15:22:45.316	53.835	17.724	20.623	15.488	125.670	121.352
7	15:23:17.303	51.107	16.854	19.398	14.855	138.366	125.905	7	15:23:38.579	53.263	17.826	20.219	15.218	128.559	121.133
(34) John DEAN															
1	15:18:11.877			19.794	14.778	136.675	128.313	1	15:18:17.084			21.104	15.829		123.133
2	15:19:03.369	51.492	17.090	19.714	14.688	134.484	128.559	2	15:19:11.340	54.256	18.651	20.427	15.178	131.326	127.098
3	15:19:54.941	51.572	17.158	19.668	14.746	132.102	128.068	3	15:20:04.898	53.558	17.928	20.478	15.152	130.814	125.670
4	15:20:46.024	51.083	17.190	19.568	14.325	133.947	130.560	4	15:20:57.883	52.985	17.390	20.394	15.201	130.560	128.805
5	15:21:37.155	51.131	16.929	19.449	14.753	136.398	128.313	5	15:21:51.962	54.079	18.231	20.406	15.442	130.053	126.142
6	15:22:28.487	51.332	17.128	19.603	14.601	134.754	128.313	6	15:22:45.717	53.755	17.705	20.494	15.556	129.551	127.098
7	15:23:20.045	51.558	17.179	19.680	14.699	134.484	127.581	7	15:23:39.656	53.939	17.739	20.547	15.653	126.380	119.196
(79) Bruce BIRNIE															
1	15:18:13.733			20.003	15.148		130.053	1	15:18:16.866			21.206	15.897	127.824	124.273
2	15:19:05.963	52.230	17.584	20.007	14.639	133.947	128.068	2	15:19:10.888	54.022	18.120	20.444	15.458	125.670	120.915
3	15:19:57.260	51.297	17.105	19.724	14.468	138.939	131.584	3	15:20:05.088	54.200	18.077	20.546	15.577	124.504	127.581
4	15:20:48.588	51.328	16.984	19.737	14.607	133.150	129.053	4	15:20:59.014	53.926	17.875	20.472	15.579	125.579	126.857
5	15:21:39.838	51.250	16.815	19.609	14.826		128.313	5	15:21:52.494	53.480	18.027	20.195	15.258	127.581	128.559
6	15:22:31.275	51.437	16.883	19.757	14.797		129.302	6	15:22:46.169	53.675	17.836	20.482	15.357	128.805	123.815
7	15:23:24.115	52.840	17.745	20.063	15.032		124.273	7	15:23:40.165	53.996	18.162	20.330	15.504	128.313	125.435
(68) Paul WISHART															
1	15:18:13.435			20.164	14.999	136.954	130.306	1	15:18:17.717			21.508	15.805	129.053	129.802
2	15:19:06.501	53.066	18.139	20.041	14.886	138.366	130.053	2	15:19:13.270	55.553	18.733	21.177	15.643		129.551
3	15:19:58.399	51.898	17.556	19.803	14.539	136.675	130.814	3	15:20:07.719	54.449	18.173	20.728	15.548	134.754	128.313
4	15:20:50.324	51.925	17.402	19.927	14.596	135.845	128.559	4	15:21:01.846	54.127	17.976	20.678	15.473	133.680	129.551
5	15:21:42.063	51.739	17.408	19.778	14.553	134.484	128.559	5	15:21:56.714	54.868	18.413	20.826	15.629	134.484	128.559
6	15:22:33.789	51.726	17.306	19.875	14.545	135.298	129.551	6	15:22:51.297	54.583	18.167	20.898	15.518	131.326	128.068
7	15:23:25.927	52.138	17.374	20.165	14.599	135.845	127.581	7	15:23:46.011	54.714	18.189	21.073	15.452	133.947	128.068
(119) Kristopher DUNCAN															
1	15:18:14.159			20.158	15.114	138.366	130.306	1	15:18:18.689			21.827	15.845	129.053	127.824
2	15:19:07.030	52.871	17.889	20.163	14.819	141.877	133.150	2	15:19:13.510	54.821	18.315	20.853	15.653	131.070	126.142
3	15:19:59.840	52.810	17.698	20.110	15.002	136.121	132.102	3	15:20:08.372	54.862	18.710	20.754	15.398	130.306	128.068
4	15:20:51.913	52.073	17.369	19.767	14.937	140.392	129.053	4	15:21:02.997	54.625	18.277	20.923	15.425		124.504
5	15:21:44.048	52.135	17.545	19.885	14.705	142.177	130.560	5	15:21:57.368	54.371	18.361	20.501	15.509		124.504
6	15:22:36.064	52.016	17.413	19.923	14.680	141.279	130.814	6	15:22:51.927	54.559	18.322	20.849	15.388		127.339
7	15:23:28.656	52.592	17.228	20.334	15.030	133.680	129.802	7	15:23:46.463	54.536	18.327	20.496	15.713	136.398	124.044
(3) Adrian CLARK															
1	15:18:13.713			20.369	15.456	133.150	128.068	1	15:18:17.026			21.282	16.140	130.306	117.733
2	15:19:06.864	53.151	18.103	20.050	14.998	137.234	130.814	2	15:19:13.266	56.240	19.071	21.237	15.932		123.133
3	15:19:59.367	52.503	17.631	19.947	14.925	135.845	128.805	3	15:20:08.299	55.033	18.718	20.756	15.559		126.142
4	15:20:51.755	52.388	17.487	19.941	14.960	134.754	129.302	4	15:21:02.835	54.536	18.057	20.986	15.493	132.624	127.339
5	15:21:44.275	52.520	17.451	19.920	15.149	133.947	129.053	5	15:21:57.200	54.365	18.139	20.651	15.575	131.326	126.618
6	15:22:36.408	52.133	17.390	19.878	14.865	137.234	127.824	6	15:22:51.822	54.622	18.119	20.915	15.588	127.824	123.815
7	15:23:29.017	52.609	17.247	20.078	15.284	127.098	127.581	7	15:23:46.613	54.791	18.204	20.925	15.662	132.624	126.618
(55) Donald MacFADYEN															
1	15:18:13.198			20.377	15.078	133.680	129.053	1	15:18:20.165			21.906	16.469	127.824	122.236
2	15:19:06.411	53.213	17.795	20.226	15.192	135.571	127.581	2	15:19:16.075	55.910	19.153	21.092	15.665	126.380	125.201
3	15:19:59.701	53.290	17.907	20.395	14.988	135.845	129.551	3	15:20:10.822	54.747	18.342	20.761	15.644	133.415	126.380
4	15:20:52.816	53.115	17.904	20.280	14.931	136.954	129.551	4	15:21:05.031	54.209	17.907	20.939	15.363	133.150	125.670
5	15:21:45.912	53.096	17.672	20.318	15.106	135.298	128.313	5	15:21:59.178	54.147	17.851	20.653	15.643	134.754	129.053
6	15:22:39.179	53.267	17.773												

Qualifying Results

KMSC National Motorcycle Racing

Scottish Championship Superbikes & KMSC Clubman

Knockhill 1.267 miles

Race 28 - 2nd Race - Re-Start

24/04/2016 14:20

Race (7 Laps) started at 15:17:17

Lap	Time of Day	Lap Tm	S1	S2	S3	S3Spd	SFSpd	Lap	Time of Day	Lap Tm	S1	S2	S3	S3Spd	SFSpd
(45) Gary HOPKINS															
1	15:18:20.082			22.131	15.698	133.415	124.968								
2	15:19:15.475	55.393	18.714	21.008	15.671	131.842	122.908								
3	15:20:10.206	54.731	18.481	20.679	15.571	132.886	124.044								
4	15:21:05.251	55.045	18.253	21.061	15.731	131.584	125.435								
5	15:22:00.218	54.967	18.171	20.949	15.847	131.584	122.908								
6	15:22:55.456	55.238	18.342	21.159	15.737	131.326	123.587								
7	15:23:47.053	54.685	18.218	20.588	15.879	131.842	124.735								
(4) Daniel MacLEAN															
1	15:18:19.785			21.917	16.356	126.857	123.587								
2	15:19:16.295	56.510	19.254	21.205	16.051	127.339	121.352								
3	15:20:11.568	55.273	18.701	20.831	15.741	130.306	124.504								
4	15:21:06.362	54.794	18.302	20.830	15.662	132.102	120.915								
5	15:22:01.126	54.764	18.451	20.582	15.731	131.326	122.908								
6	15:22:55.796	54.670	18.420	20.561	15.689	132.624	126.142								
7	15:23:50.517	54.721	18.603	20.550	15.568	132.362	125.435								
(22) Steven WATSON															
1	15:18:20.484			22.177	16.296	125.670	119.196								
2	15:19:17.024	56.540	19.211	21.451	15.878	125.905	120.265								
3	15:20:12.531	55.507	18.645	21.088	15.774	128.068	119.621								
4	15:21:08.140	55.609	18.550	21.265	15.794	125.794	118.775								
5	15:22:03.791	55.651	18.577	21.456	15.618	124.273	120.265								
6	15:22:59.495	55.704	18.589	21.374	15.741	125.741	118.565								
7	15:23:55.401	55.906	18.737	21.469	15.700	123.815	116.912								
(37) Steven PATTERSON															
1	15:18:25.480			22.567	16.441	128.068	123.815								
2	15:19:22.024	56.544	19.186	21.498	15.860	130.560	127.339								
3	15:20:17.971	55.947	18.882	21.345	15.720	128.805	126.142								
4	15:21:14.080	56.109	18.825	21.627	15.657	127.339	125.670								
5	15:22:09.530	55.450	18.605	21.166	15.679	128.805	124.735								
6	15:23:05.112	55.582	18.755	21.127	15.700	128.805	125.670								
7	15:24:00.385	55.273	18.620	20.972	15.681	125.681	125.435								
(54) Gordon DUNCAN															
1	15:18:21.668			22.546	16.590	123.133	116.506								
2	15:19:19.330	57.662	19.195	22.174	16.293	125.670	114.910								
3	15:20:17.059	57.729	19.407	22.034	16.288	125.670	115.504								
4	15:21:15.012	57.953	19.313	22.558	16.082	125.670	117.321								
5	15:22:12.465	57.453	19.541	21.840	16.072	124.504	117.116								
6	15:23:09.785	57.320	19.095	21.937	16.288	123.133	115.903								
7	15:24:06.919	57.134	18.966	21.970	16.198	123.360	116.103								
(12) Gordon McDONALD															
1	15:18:22.827			22.879	16.843	120.697	120.915								
2	15:19:22.007	59.180	20.119	22.663	16.398	120.265	120.049								
3	15:20:20.166	58.159	19.877	21.999	16.283	123.587	121.352								
4	15:21:18.386	58.220	19.722	22.412	16.086	121.792	121.572								
5	15:22:17.022	58.636	20.134	22.332	16.170	117.733	120.697								
6	15:23:15.211	58.189	19.604	22.216	16.369	119.409	119.621								
7	15:24:13.572	58.361	19.825	22.305	16.231	122.236	119.835								
(6) Calum MacLEAN															
1	15:18:25.369			23.731	17.905	114.129	117.116								
2	15:19:27.262	1:01.893	20.926	23.344	17.623	114.323	116.709								
3	15:20:27.946	1:00.684	20.222	23.283	17.179	114.518	117.116								
4	15:21:29.089	1:01.143	20.529	23.240	17.374	111.474	117.940								
5	15:22:29.867	1:00.778	20.042	23.182	17.554	113.935	117.940								
6	15:23:30.484	1:00.617	20.414	22.859	17.344	113.742	118.147								

Clerk of the Course :

Sig : Time :

Chief Timekeeper : Ian Sharp (SMART Timing)

 Results available at www.mylaps.com and www.smart-timing.co.uk

Printed: 25/04/2016 19:19:01

Orbits



Race Results

KMSC National Motorcycle Racing

Lapchart

Scottish Championship Superbikes & KMSC Clubman

Knockhill 1.267 miles

Race 28 - 2nd Race - Re-Start

24/04/2016 14:20

Race (7 Laps) started at 15:17:17

Competitors	Laps						
	1	2	3	4	5	6	7
Michael ROBERTSON (99)	1	99	99	99	99	99	99
Andrew TASKER (179)	2	179	179	179	179	179	179
John DEAN (34)	3	34	34	34	34	34	34
Donald MacFADYEN (55)	4	55	79	79	79	79	79
Paul WISHART (68)	5	68	55	68	68	68	68
Adrian CLARK (3)	6	3	68	3	3	119	119
Bruce BIRNIE (79)	7	79	3	55	119	3	3
Kristopher DUNCAN (119)	8	119	119	119	55	55	55
Angus MEARNS (17)	9	17	17	17	17	7	7
Richard HUGHES (11)	10	11	11	47	47	7	17
George SPENCE (46)	11	46	47	11	7	47	47
Alan BRYCE (47)	12	47	7	7	11	11	11
James LAING (7)	13	7	46	69	69	69	69
Rodney SCOTT (69)	14	69	69	46	46	46	67
Graeme BODEL (33)	15	33	67	67	67	67	46
Des BURNS (67)	16	67	33	33	33	33	63
Daniel MacLEAN (4)	17	4	45	45	63	63	33
Gary HOPKINS (45)	18	45	63	63	45	45	45
Kenny PATERSON (63)	19	63	4	4	4	4	4
Steven WATSON (22)	20	22	22	22	22	22	22
Gordon DUNCAN (54)	21	54	54	54	37	37	37
Gordon McDONALD (12)	22	12	12	37	54	54	54
Calum MacLEAN (6)	23	6	37	12	12	12	12
Steven PATTERSON (37)	24	37	6	6	6	6	6
-	25						
-	26						
-	27						
-	28						
-	29						
-	30						
-	31						
-	32						

Margin of Victory	Avg. Speed	Best Lap Tm	Best Speed	Best Lap by
0.870	88.832	50.602	90.137	99 - Michael ROBERTSON

Clerk of the Course :

Orbits

Sig : Time :
 Chief Timekeeper : Ian Sharp (SMART Timing)
 Results available at www.mylaps.com and www.smart-timing.co.uk



KMSC National Motorcycle Racing

KMSC Superbikes & KMSC Clubman

Knockhill 1.267 miles

Race 33 - 3rd Race

24/04/2016 15:30

Race (10 Laps) started at 16:32:50

POLE POSITION

1	1 99 Michael ROBERTSON	2 179 Andrew TASKER	3 34 John DEAN
2	4 79 Bruce BIRNIE	5 68 Paul WISHART	6 119 Kristopher DUNCAN
3	7 3 Adrian CLARK	8 55 Donald MacFADYEN	9 7 James LAING
4	10 17 Angus MEARNS	11 47 Alan BRYCE	12 11 Richard HUGHES
5	13 69 Rodney SCOTT	14 67 Des BURNS	15 46 George SPENCE
6	16 63 Kenny PATERSON	17 33 Graeme BODEL	18 45 Gary HOPKINS
7	19 4 Daniel MacLEAN	20 22 Steven WATSON	21 37 Steven PATTERSON
8	22 54 Gordon DUNCAN	23 12 Gordon McDONALD	24 6 Calum MacLEAN
9	25 151 Ben WARMINGTON	26 48 Euan MESTON	27 43 Steve NICOLL
10	28 36 Craig MARTIN	29 32 Sean REID	30 59 Matt TRUELOVE

Clerk of the Course :

Sig : Time :

Chief Timekeeper : Ian Sharp (SMART Timing)

Results available at www.mylaps.com and www.smart-timing.co.uk

Orbits



KMSC National Motorcycle Racing

KMSC Superbikes & KMSC Clubman

Knockhill 1.267 miles

Race 33 - 3rd Race

24/04/2016 15:30

Race (10 Laps) started at 16:32:50

11

31

71 Gavin JONES

32

265 Ricky BUCHANAN

Clerk of the Course :

Sig : Time :

Chief Timekeeper : Ian Sharp (SMART Timing)

Results available at www.mylaps.com and www.smart-timing.co.uk

Printed: 25/04/2016 19:16:32

Orbits



Race Results

KMSC National Motorcycle Racing

Sorted on Laps

KMSC 125's

Knockhill 1.267 miles

Race 29 - 4th Race

24/04/2016 14:30

Race (10 Laps) started at 15:29:23

Pos	No.	Name	Make/Model	CC	Class	Laps	Total Tm	Diff	Best Tm	In Lap	Best Speed
1	9	Rishon HICKEY	Aprilia	RS125	F125	10	10:45.264		1:03.697	7	71.606
2	27	James McLAREN	Aprilia	RS125	F125	9	9:55.652	1 Lap	1:05.066	3	70.099
3	88	Lewis NICOL	Aprilia	RS125	F125	9	9:58.662	1 Lap	1:05.357	6	69.787
4	47	Joel BAVIDGE	Aprilia	RS125	F125	9	10:51.943	1 Lap	1:11.081	5	64.168
5	8	Cameron McPHERSON	Aprilia	RS125	F125	9	10:52.360	1 Lap	1:11.214	9	64.048
6	44	Murray PATTISON	Aprilia	125	F125	8	10:18.363	2 Laps	1:15.177	8	60.671
7	16	Mia KELLAS	Aprilia	RS125	F125	7	9:55.627	3 Laps	1:22.554	4	55.250
Not classified											
DNF	127	Josh HODGE	KTM	Moto 3	F125	10	9:51.918	DNF	57.758	8	78.969
DNF	12	Jordan GILL	KTM	RC390	F125	10	10:45.517	DNF	1:03.744	8	71.553
DNF	23	Keirin KELLAS	Aprilia	RS125	F125	7	9:05.715	DNF	1:15.065	7	60.762

Margin of Victory	Avg. Speed	Best Lap Tm	Best Speed	Best Lap by
1 Lap	70.686	1:03.697	71.606	9 - Rishon HICKEY

Clerk of the Course :

Orbits

Sig : Time :

Chief Timekeeper : Ian Sharp (SMART Timing)

www.mylaps.com

Results available at www.mylaps.com and www.smart-timing.co.uk

Licensed to: SMART Timing

Qualifying Results

KMSC National Motorcycle Racing

KMSC 125's

Knockhill 1.267 miles

Race 29 - 4th Race

24/04/2016 14:30

Race (10 Laps) started at 15:29:23

Lap	Time of Day	Lap Tm	S1	S2	S3	S3Spd	SFSpd	Lap	Time of Day	Lap Tm	S1	S2	S3	S3Spd	SFSpd
(9) Rishon HICKEY								(127) Josh HODGE							
1	15:30:30.338				19.114		82.442	1	15:30:25.638			22.774	17.116	108.413	102.926
2	15:31:35.610	1:05.272			18.934		84.200	2	15:31:24.835	59.197	19.680	22.594	16.923	108.064	104.043
3	15:32:39.413	1:03.803	20.875	24.099	18.829		82.645	3	15:32:24.115	59.280	19.757	22.467	17.056	106.520	104.692
4	15:33:43.843	1:04.430			18.718		82.341	4	15:33:23.835	59.720	20.322	22.279	17.119	107.030	105.184
5	15:34:48.204	1:04.361			18.795		82.645	5	15:34:22.624	58.789	19.507	22.349	16.933	108.064	103.882
6	15:35:52.388	1:04.184			18.748		82.543	6	15:35:21.520	58.896	19.578	22.419	16.899	107.544	104.043
7	15:36:56.085	1:03.697	20.858	23.858	18.981		82.543	7	15:36:20.318	58.798	19.339	22.617	16.842	106.859	103.561
8	15:37:59.916	1:03.831			18.736		83.054	8	15:37:18.076	57.758	19.104	22.170	16.484	108.064	104.366
9	15:39:04.056	1:04.140		24.259	18.726		82.139	9	15:38:16.682	58.606	19.660	22.270	16.676	108.238	103.882
10	15:40:08.349	1:04.293			18.784		82.341	10	15:39:15.003	58.321	19.182	22.092	17.047	108.238	104.366
(27) James McLAREN								(12) Jordan GILL							
1	15:30:32.732				19.485		81.639	1	15:30:30.278			24.521	19.114	90.809	87.494
2	15:31:38.699	1:05.967			19.412		81.739	2	15:31:35.141	1:04.863	21.290	24.511	19.062	89.477	87.380
3	15:32:43.765	1:06.066	21.158	24.769	19.139		80.755	3	15:32:39.767	1:04.626	21.095	24.298	19.233	89.358	88.068
4	15:33:50.327	1:06.562			20.130		79.700	4	15:33:43.842	1:04.075	20.997	24.196	18.882	89.002	88.299
5	15:34:56.827	1:06.500		25.107	19.609		80.853	5	15:34:48.286	1:04.444	21.056	24.397	18.991	89.716	87.952
6	15:36:02.338	1:05.511			19.312		80.658	6	15:35:52.850	1:04.564	20.875	24.319	19.370	89.957	87.153
7	15:37:08.275	1:05.937			19.528		80.755	7	15:36:56.748	1:03.898	21.051	24.058	18.789	89.596	87.494
8	15:38:13.645	1:05.370	21.247	24.868	19.255		80.176	8	15:38:00.492	1:03.744	20.992	23.943	18.809	91.427	87.494
9	15:39:18.737	1:05.092			19.229		80.465	9	15:39:04.770	1:04.278	21.439	24.072	18.767	91.055	87.722
(88) Lewis NICOL								(23) Keirin KELLAS							
1	15:30:32.401			25.199	19.557	87.608	81.639	1	15:30:46.919			30.080	22.860	79.511	74.316
2	15:31:38.228	1:05.827	21.325	25.120	19.382	87.380	82.039	2	15:32:04.259	1:17.340	25.221	29.670	22.449	78.580	74.564
3	15:32:44.064	1:05.836	21.198	25.174	19.464	85.487	82.645	3	15:33:22.658	1:18.399	25.882	30.103	22.414	76.432	74.152
4	15:33:50.328	1:06.264	21.362	24.965	19.937	88.068	79.985	4	15:34:41.270	1:18.612	25.839	30.174	22.599	78.214	73.342
5	15:34:57.177	1:06.849	22.000	25.281	19.568	86.590	81.244	5	15:35:57.988	1:16.718	25.009	29.533	22.176	77.941	73.907
6	15:36:02.534	1:05.357	21.219	24.807	19.331	87.494	81.839	6	15:37:13.735	1:15.747	24.902	29.260	21.585	78.857	73.502
7	15:37:09.470	1:06.936	21.135	26.078	19.723	86.368	80.853	7	15:38:28.800	1:15.065	24.526	28.824	21.715	78.857	73.745
8	15:38:15.790	1:06.320	21.596	25.452	19.272	87.494	81.048								
9	15:39:21.747	1:05.957	21.293	25.199	19.465	85.706	79.890								
(47) Joel BAVIDGE															
1	15:30:40.955				27.585	77.491	74.981								
2	15:31:52.877	1:11.922	23.702	27.088	21.132	78.305	75.914								
3	15:33:05.025	1:12.148	23.735	27.035	21.378	76.607	75.487								
4	15:34:17.103	1:12.078	23.400	27.283	21.395	77.671	72.943								
5	15:35:28.184	1:11.081	23.410	26.551	21.120	79.417	74.070								
6	15:36:40.019	1:11.835	23.442	27.205	21.188	77.581	74.647								
7	15:37:51.980	1:11.961	23.271	27.297	21.393	77.581	74.564								
8	15:39:03.545	1:11.565	23.608	26.672	21.285	77.224	73.583								
9	15:40:15.028	1:11.483	23.348	26.642	21.493	77.047	71.543								
(8) Cameron McPHERSON															
1	15:30:38.366			28.042	21.290		67.717								
2	15:31:51.243	1:12.877	23.436	27.992	21.449		68.268								
3	15:33:04.352	1:13.109	23.711	27.955	21.443		68.547								
4	15:34:16.672	1:12.320	23.085	27.941	21.294		68.060								
5	15:35:29.039	1:12.367	23.233	28.069	21.065		68.199								
6	15:36:40.762	1:11.723	22.929	27.351	21.443		67.242								
7	15:37:52.440	1:11.678	23.046	27.526	21.106		69.326								
8	15:39:04.231	1:11.791	23.068	27.721	21.002		68.477								
9	15:40:15.445	1:11.214	23.043	27.208	20.963		68.477								
(44) Murray PATTISON															
1	15:30:47.537			30.430	22.990	77.581	70.565								
2	15:32:04.566	1:17.029	24.997	29.593	22.439	76.000	71.696								
3	15:33:23.065	1:18.499	26.203	29.985	22.311	75.742	72.943								
4	15:34:38.333	1:15.268	24.351	28.420	22.497	76.694	71.620								
5	15:35:54.556	1:16.223	24.417	28.730	23.076	75.914	71.467								
6	15:37:10.989	1:16.433	24.094	29.416	22.923	74.897	71.467								
7	15:38:26.271	1:15.282	24.341	28.789	22.152	76.519	70.565								
8	15:39:41.448	1:15.177	24.171	28.661	22.345	75.233	70.491								
(16) Mia KELLAS															
1	15:30:51.897			32.685	25.515		72.236								
2	15:32:16.885	1:24.988	28.906	31.220	24.862	73.664	74.316								
3	15:33:42.631	1:25.746	28.077	32.232	25.437	70.343	71.315								
4	15:35:05.185	1:22.554	27.361	31.089	24.104	75.914	69.904								
5	15:36:30.471	1:25.286	28.574	31.973	24.739	77.313	71.391								
6	15:37:55.144	1:24.673	28.806	32.877	22.990	78.672	70.640								

Clerk of the Course :

Sig : Time :

Chief Timekeeper : Ian Sharp (SMART Timing)

Results available at www.mylaps.com and www.smart-timing.co.uk

Printed: 25/04/2016 18:13:32

Orbits



Race Results

KMSC National Motorcycle Racing

Lapchart

KMSC 125's

Knockhill 1.267 miles

Race 29 - 4th Race

24/04/2016 14:30

Race (10 Laps) started at 15:29:23

Competitors	Laps									
	1	2	3	4	5	6	7	8	9	10
Josh HODGE (127)	127	127	127	127	127	127	127	127	127	127
Jordan GILL (12)	12	12	9	12	9	9	9	9	9	9
Rishon HICKEY (9)	9	9	12	9	12	12	12	12	12	12
Lewis NICOL (88)	88	88	27	27	27	27	27	27	27	27
James McLAREN (27)	27	27	88	88	88	88	88	88	88	88
Cameron McPHERSON (8)	8	8	8	8	47	47	47	47	47	47
Joel BAVIDGE (47)	47	47	47	47	8	8	8	8	8	8
Keirin KELLAS (23)	23	23	23	44	44	44	44	44	44	44
Murray PATTISON (44)	44	44	44	23	23	23	23	23	23	23
Mia KELLAS (16)	16	16	16	16	16	16	16	16	16	16

Margin of Victory	Avg. Speed	Best Lap Tm	Best Speed	Best Lap by
1 Lap	70.686	1:03.697	71.606	9 - Rishon HICKEY

Clerk of the Course :

Orbits

Sig : Time :
 Chief Timekeeper : Ian Sharp (SMART Timing)
 Results available at www.mylaps.com and www.smart-timing.co.uk



KMSC National Motorcycle Racing

KMSC 125's

Knockhill 1.267 miles

Race 34 - 5th Race

24/04/2016 15:45

Race (10 Laps) started at 16:48:55

POLE POSITION

1	1 127 Josh HODGE	2 9 Rishon HICKEY	3 12 Jordan GILL
2	4 27 James McLAREN	5 88 Lewis NICOL	6 47 Joel BAVIDGE
3	7 8 Cameron McPHERSON	8 44 Murray PATTISON	9 16 Mia KELLAS
4	10 23 Keirin KELLAS		

Clerk of the Course :

Sig : Time :

Chief Timekeeper : Ian Sharp (SMART Timing)

Results available at www.mylaps.com and www.smart-timing.co.uk

Orbits



Race Results

KMSC National Motorcycle Racing

Sorted on Laps

KMSC Superstock 600

Knockhill 1.267 miles

Race 30 - 3rd Race

24/04/2016 14:45

Race (10 Laps) started at 15:45:21

Pos	No.	Name	Make/Model	CC	Class	Laps	Total Tm	Diff	Best Tm	In Lap	Best Speed
1	8	Lewis ROLLO	Kawasaki	ZXR 600	S6	10	8:40.893		51.501	2	88.563
2	59	Matt TRUELOVE	Honda	CBR 600	S6	10	8:44.841	3.948	51.780	4	88.086
3	30	Liam SHELLCOCK	Triumph	675R	S6	10	8:49.626	8.733	52.063	4	87.607
4	31	Torquil PATERSON	Yamaha	R6 600	S6	10	8:52.378	11.485	52.442	3	86.974
5	45	Ewan GRAY	Kawasaki	ZX6R 600	S6	10	8:52.638	11.745	52.743	3	86.478
6	15	Harry TRUELOVE	Yamaha	R6 600	S6	10	8:55.715	14.822	52.892	4	86.234
7	99	Callum GRIGOR	Kawasaki	ZX6R 600	S6	10	8:58.218	17.325	52.991	3	86.073
8	121	Callum PATERSON	Yamaha	R6 600	S6	10	8:58.753	17.860	52.905	6	86.213
9	81	Ryan WATSON	Yamaha	R6 600	S6	10	9:05.734	24.841	53.683	9	84.963
10	84	Kyle HARPER	Kawasaki	ZX6R 600	S6	10	9:15.706	34.813	54.776	6	83.268
11	28	Paul BOWERBANK	Yamaha	R6 600	S6	10	9:18.430	37.537	54.959	9	82.991
12	11	Patrick FORMAN	Kawasaki	ZX6R 600	S6	10	9:18.496	37.603	54.785	9	83.254
13	26	Allan RENNIE	Honda	CBR 600	S6	10	9:19.586	38.693	54.358	8	83.908
14	5	Kyle DUNCAN	Kawasaki	ZX6R 600	S6	10	9:19.812	38.919	54.813	10	83.212
15	85	Steve HORNE	Triumph	Dayton 675	S6	10	9:21.020	40.127	54.707	9	83.373
16	21	Mike SWANSON	Yamaha	R6 600	S6	10	9:24.413	43.520	55.157	3	82.693
17	86	Russell WILL	Yamaha	R6 600	S6	10	9:25.261	44.368	55.513	3	82.163
18	72	Peter DUNCAN	Triumph	675R	S6	10	9:31.303	50.410	55.966	8	81.498
19	102	Greame KERR	Suzuki	GSXR 600	S6	9	8:50.944	1 Lap	58.029	6	78.600
20	35	Kevin GILES	Kawasaki	ZX6R 600	S6	9	8:52.204	1 Lap	57.449	7	79.394
21	58	Barry STEWART	Yamaha	R6 600	S6	9	8:57.760	1 Lap	57.977	6	78.671
22	17	Roddy MacLEOD	Suzuki	GSXR 600 K7	S6	9	8:58.182	1 Lap	58.096	9	78.510
23	79	Ashley ROBSON	Kawasaki	ZX6R 600	S6	9	9:01.918	1 Lap	58.318	6	78.211
24	184	Ryan GIBSON	Yamaha	R6 600	S6	9	9:09.584	1 Lap	59.183	5	77.068

Not classified

DNF	9	Keith HOUGHTON	Honda	CBR 600	S6	8	7:45.507	DNF	57.095	3	79.886
DNF	87	Steven ALLISON	Kawasaki	ZX6R 600	S6	3	2:56.998	DNF	57.098	3	79.882
DNF	64	Sam MUNRO	Kawasaki	ZX6R 600	S6	2	1:59.700	DNF	1:01.313	2	74.390
DNS	189	Tom HENDERSON	Kawasaki	ZX6R 600	S6			DNS		0	-
DNS	75	Charlie BUNYAN	Yamaha	R6 600	S6			DNS		0	-

Margin of Victory	Avg. Speed	Best Lap Tm	Best Speed	Best Lap by
3.948	87.563	51.501	88.563	8 - Lewis ROLLO

Clerk of the Course :

Orbits

Sig : Time :

Chief Timekeeper : Ian Sharp (SMART Timing)

www.mylaps.com

Results available at www.mylaps.com and www.smart-timing.co.uk

Licensed to: SMART Timing

Qualifying Results

KMSC National Motorcycle Racing

KMSC Superstock 600

Knockhill 1.267 miles

Race 30 - 3rd Race

24/04/2016 14:45

Race (10 Laps) started at 15:45:21

Lap	Time of Day	Lap Tm	S1	S2	S3	S3Spd	SFSpd	Lap	Time of Day	Lap Tm	S1	S2	S3	S3Spd	SFSpd
(8) Lewis ROLLO															
1	15:46:15.621			20.049	14.748	124.968	120.480	1	15:46:18.810			20.661	15.339	126.857	118.775
2	15:47:07.122	51.501	17.005	19.804	14.692	125.905	119.621	2	15:47:12.013	53.203	17.673	20.405	15.125	125.201	117.940
3	15:47:58.994	51.872	17.133	20.012	14.727	125.435	119.409	3	15:48:05.004	52.991	17.573	20.237	15.181	126.380	118.565
4	15:48:50.582	51.588	17.049	19.883	14.656	125.670	119.196	4	15:48:58.058	53.054	17.539	20.389	15.126	124.504	118.985
5	15:49:42.496	51.914	17.023	20.121	14.770	127.098	119.835	5	15:49:51.146	53.088	17.420	20.448	15.220	127.581	118.565
6	15:50:34.180	51.684	17.100	19.860	14.724	127.098	120.049	6	15:50:44.307	53.161	17.527	20.324	15.310	126.618	117.321
7	15:51:25.740	51.560	17.046	19.902	14.612	126.618	120.915	7	15:51:37.517	53.210	17.481	20.394	15.335	125.670	117.116
8	15:52:18.167	52.427	17.451	20.109	14.867	127.098	118.775	8	15:52:30.881	53.364	17.547	20.593	15.224	124.273	116.709
9	15:53:10.049	51.882	17.110	20.024	14.748	126.380	119.835	9	15:53:24.978	54.097	18.252	20.578	15.267	124.044	117.733
10	15:54:02.449	52.400	17.198	20.424	14.778	125.435	120.049	10	15:54:19.774	54.796	17.931	21.648	15.217	124.273	118.356
(59) Matt TRUELOVE															
1	15:46:16.965			20.149	15.040	126.142	119.835	1	15:46:19.068			20.717	15.720	125.201	118.775
2	15:47:09.168	52.203	17.338	19.948	14.917	128.313	118.985	2	15:47:12.496	53.428	17.767	20.361	15.300	126.380	119.196
3	15:48:01.096	51.928	17.259	19.866	14.803	127.098	119.621	3	15:48:05.461	52.965	17.589	20.228	15.148	127.098	118.565
4	15:48:52.876	51.780	17.174	19.826	14.780	125.670	119.835	4	15:48:58.505	53.044	17.398	20.276	15.370	126.618	117.321
5	15:49:44.825	51.949	17.250	19.943	14.756	126.618	119.409	5	15:49:51.786	53.281	17.515	20.555	15.211	125.905	118.356
6	15:50:36.722	51.897	17.300	19.900	14.697	125.905	120.049	6	15:50:44.691	52.905	17.444	20.272	15.189	125.435	118.985
7	15:51:28.683	51.961	17.319	19.856	14.786	126.380	119.621	7	15:51:37.767	53.076	17.481	20.292	15.303	126.857	119.835
8	15:52:20.964	52.281	17.408	20.014	14.859	127.339	120.265	8	15:52:31.118	53.351	17.548	20.393	15.410	125.670	119.196
9	15:53:14.175	53.211	17.551	20.583	15.077	126.618	120.049	9	15:53:25.538	54.420	18.197	20.472	15.751	125.905	119.621
10	15:54:06.397	52.222	17.337	19.913	14.972	127.824	118.985	10	15:54:20.309	54.771	17.653	21.538	15.580	124.968	118.565
(30) Liam SHELLCOCK															
1	15:46:16.562			20.182	15.098	127.098	121.133	1	15:46:20.165			21.308	15.778	125.435	123.587
2	15:47:09.319	52.757	17.556	20.005	15.196	126.618	121.792	2	15:47:14.524	54.359	17.972	21.098	15.289	127.098	122.908
3	15:48:01.487	52.168	17.462	19.851	14.855	128.313	121.792	3	15:48:08.564	54.040	17.925	20.849	15.266	127.824	122.683
4	15:48:53.550	52.063	17.264	19.825	14.974	128.559	120.915	4	15:49:03.142	54.578	17.949	21.197	15.432	128.068	122.236
5	15:49:46.090	52.540	17.529	20.091	14.920	128.313	121.572	5	15:49:57.540	54.398	17.964	20.969	15.465	128.068	120.697
6	15:50:38.357	52.267	17.449	19.804	15.014	128.559	121.133	6	15:50:51.476	53.936	17.925	20.714	15.297	127.339	121.792
7	15:51:30.802	52.445	17.507	19.938	15.000	128.068	121.792	7	15:51:45.386	53.910	17.854	20.624	15.432	128.313	122.014
8	15:52:23.731	52.929	17.727	20.072	15.130	127.581	121.572	8	15:52:39.148	53.762	17.778	20.550	15.434	128.805	120.697
9	15:53:17.532	53.801	17.941	20.721	15.139	126.857	121.572	9	15:53:32.831	53.683	17.760	20.558	15.365	128.068	122.908
10	15:54:11.182	53.650	17.843	20.258	15.549	125.201	118.565	10	15:54:27.290	54.459	17.834	21.068	15.557	129.053	123.587
(81) Ryan WATSON															
1	15:46:20.802							1	15:46:20.802			21.391	15.857	124.273	118.985
2	15:47:16.463							2	15:47:16.463			21.220	16.002		116.506
3	15:48:11.723	55.661	18.439					3	15:48:11.723	55.260	18.287	21.094	15.879	122.236	116.912
4	15:49:06.698	54.975	18.167	21.079				4	15:49:06.698	54.975	18.167	21.079	15.729	123.133	117.733
5	15:50:01.932	55.234	18.192	21.147				5	15:50:01.932	55.234	18.192	21.147	15.895	122.683	117.116
6	15:50:56.708	54.776	18.157	20.904				6	15:50:56.708	54.776	18.157	20.904	15.715	122.908	117.116
7	15:51:51.632	54.924	18.166	21.116				7	15:51:51.632	54.924	18.166	21.116	15.642	122.908	116.709
8	15:52:46.692	55.060	18.311	21.017				8	15:52:46.692	55.060	18.311	21.017	15.732	123.360	115.703
9	15:53:41.693	55.001	18.316	21.044				9	15:53:41.693	55.001	18.316	21.044	15.641	122.683	117.321
10	15:54:37.262	55.569	18.358	21.160				10	15:54:37.262	55.569	18.358	21.160	16.051	122.014	115.703
(84) Kyle HARPER															
1	15:46:20.802							1	15:46:20.802			21.391	15.857	124.273	118.985
2	15:47:16.463							2	15:47:16.463			21.220	16.002		116.506
3	15:48:11.723	55.661	18.439					3	15:48:11.723	55.260	18.287	21.094	15.879	122.236	116.912
4	15:49:06.698	54.975	18.167	21.079				4	15:49:06.698	54.975	18.167	21.079	15.729	123.133	117.733
5	15:50:01.932	55.234	18.192	21.147				5	15:50:01.932	55.234	18.192	21.147	15.895	122.683	117.116
6	15:50:56.708	54.776	18.157	20.904				6	15:50:56.708	54.776	18.157	20.904	15.715	122.908	117.116
7	15:51:51.632	54.924	18.166	21.116				7	15:51:51.632	54.924	18.166	21.116	15.642	122.908	116.709
8	15:52:46.692	55.060	18.311	21.017				8	15:52:46.692	55.060	18.311	21.017	15.732	123.360	115.703
9	15:53:41.693	55.001	18.316	21.044				9	15:53:41.693	55.001	18.316	21.044	15.641	122.683	117.321
10	15:54:37.262	55.569	18.358	21.160				10	15:54:37.262	55.569	18.358	21.160	16.051	122.014	115.703
(28) Paul BOWERBANK															
1	15:46:23.157							1	15:46:23.157			21.663	16.061	124.504	119.196
2	15:47:18.370	55.213	18.292	21.282				2	15:47:18.370	55.213	18.292	21.282	15.639	126.857	118.985
3	15:48:13.579	55.209	18.160	20.993				3	15:48:13.579	55.209	18.160	20.993	16.056		118.985
4	15:49:09.048	55.469	18.444	21.098				4	15:49:09.048	55.469	18.444	21.098	15.927	126.857	117.940
5	15:50:04.438	55.390	18.157	21.312				5	15:50:04.438	55.390	18.157	21.312	15.921	125.905	116.506
6	15:50:59.591	55.153	18.180	21.083				6	15:50:59.591	55.153	18.180	21.083	15.890	114.129	114.129
7	15:51:54.754	55.163	18.274	21.026				7	15:51:54.754	55.163	18.274	21.026	15.863	125.201	115.305
8	15:52:49.760	55.006	18.232	20.883				8	15:52:49.760	55.006	18.232	20.883	15.891		115.903
9</															

Qualifying Results

KMSC National Motorcycle Racing

KMSC Superstock 600

Knockhill 1.267 miles

Race 30 - 3rd Race

24/04/2016 14:45

Race (10 Laps) started at 15:45:21

Lap	Time of Day	Lap Tm	S1	S2	S3	S3Spd	SFSpd	Lap	Time of Day	Lap Tm	S1	S2	S3	S3Spd	SFSpd
3	15:48:14.990	55.930	18.343	21.508	16.079		116.912	5	15:50:19.489	58.095	19.111	22.362	16.622	116.912	109.832
4	15:49:11.004	56.014	18.501	21.546	15.967		115.703	6	15:51:17.518	58.029	19.099	22.241	16.689	114.714	110.374
5	15:50:06.932	55.928	18.206	21.740	15.982		116.506	7	15:52:15.719	58.201	19.007	22.292	16.902	114.910	111.105
6	15:51:01.935	55.003	18.187	20.898	15.918		116.506	8	15:53:14.302	58.583	19.287	22.579	16.717	115.903	111.105
7	15:51:56.994	55.059	18.292	20.966	15.801		115.903	9	15:54:12.500	58.198	19.333	21.990	16.875	114.910	111.846
8	15:52:51.352	54.358	17.858	20.822	15.678	126.380	117.733	(35) Kevin GILES							
9	15:53:46.364	55.012	18.230	20.906	15.876	123.815	116.304	1	15:46:28.787			23.627	16.923	123.133	115.107
10	15:54:41.142	54.778	17.887	20.555	16.336	124.044	115.504	2	15:47:27.501	58.714	19.896	22.386	16.432		114.518
(5) Kyle DUNCAN								3	15:48:25.941	58.440	19.977	22.239	16.224	123.815	115.107
1	15:46:21.425			21.380	16.047		115.305	4	15:49:24.654	58.713	19.418	22.547	16.748		115.504
2	15:47:17.326	55.901	18.560	21.567	15.774		114.910	5	15:50:23.177	58.523	19.862	22.467	16.194		113.166
3	15:48:13.038	55.712	18.401	21.535	15.776		115.703	6	15:51:20.745	57.568	19.391	22.044	16.133	122.908	114.518
4	15:49:09.359	56.321	18.278	21.514	16.529	117.526	115.703	7	15:52:18.194	57.449	19.256	21.963	16.230	123.133	114.714
5	15:50:05.255	55.896	18.572	21.621	15.703	124.273	115.504	8	15:53:15.997	57.803	19.390	22.290	16.123	126.142	115.504
6	15:51:00.613	55.358	18.241	21.392	15.725	124.968	116.103	9	15:54:13.760	57.763	19.284	22.293	16.186	122.236	116.304
7	15:51:56.160	55.547	18.297	21.568	15.682		115.903	(58) Barry STEWART							
8	15:52:51.117	54.957	18.233	21.122	15.602	124.968	116.709	1	15:46:28.170			23.293	16.680		114.323
9	15:53:46.555	55.438	18.204	21.497	15.737	124.968	115.305	2	15:47:27.038	58.868	19.525	22.452	16.891	121.352	112.786
10	15:54:41.368	54.813	18.126	21.034	15.653		116.912	3	15:48:25.784	58.746	19.288	22.352	17.106	119.409	112.976
(85) Steve HORNE								4	15:49:24.711	58.927	19.918	22.521	16.488		110.012
1	15:46:22.448			21.757	15.965	123.587	119.196	5	15:50:23.796	59.085	19.930	22.801	16.354		113.549
2	15:47:18.358	55.910	18.671	21.477	15.762		118.356	6	15:51:21.773	57.977	19.448	22.091	16.438		112.976
3	15:48:14.753	56.395	18.879	21.773	15.743	124.735	118.775	7	15:52:20.360	58.587	19.426	22.399	16.762		113.935
4	15:49:10.446	55.693	18.549	21.426	15.718	124.044	119.196	8	15:53:19.421	59.061	19.580	22.775	16.706		113.166
5	15:50:06.267	55.821	18.568	21.479	15.774	126.142	118.565	9	15:54:19.316	59.895	19.893	23.109	16.893		112.220
6	15:51:01.471	55.204	18.422	21.185	15.597	125.670	118.985	(17) Roddy MacLEOD							
7	15:51:57.217	55.746	18.500	21.381	15.865	127.339	119.621	1	15:46:29.889			23.961	17.340		113.549
8	15:52:52.145	54.928	18.509	20.829	15.590		119.196	2	15:47:30.312	1:00.423	20.069	23.104	17.250	119.409	112.597
9	15:53:46.852	54.707	18.355	20.912	15.440		119.621	3	15:48:29.540	59.228	19.773	22.699	16.756	117.733	113.549
10	15:54:42.576	55.724	18.468	21.153	16.103	125.905	117.526	4	15:49:28.158	58.618	19.473	22.620	16.525	120.697	114.323
(21) Mike SWANSON								5	15:50:26.423	58.265	19.399	22.430	16.436	120.480	113.742
1	15:46:24.197			21.861	16.406	124.504	117.116	6	15:51:24.606	58.183	19.529	22.274	16.380	119.409	114.129
2	15:47:20.626	56.429	18.827	21.578	16.024	123.360	116.709	7	15:52:22.930	58.324	19.327	22.104	16.893	119.835	110.012
3	15:48:15.783	55.157	18.209	21.124	15.824	124.968	116.304	8	15:53:21.642	58.712	19.433	22.660	16.619	120.480	114.518
4	15:49:11.227	55.444	18.338	21.316	15.790	125.670	117.733	9	15:54:19.738	58.096	19.268	22.106	16.722		114.518
5	15:50:07.340	56.113	18.372	21.674	16.067	126.857	116.912	(79) Ashley ROBSON							
6	15:51:02.833	55.493	18.384	21.096	16.013	124.044	115.903	1	15:46:27.615			23.212	16.969	109.832	107.717
7	15:51:58.451	55.618	18.302	21.271	16.045	124.735	117.321	2	15:47:27.215	59.600	19.782	22.555	17.263		111.105
8	15:52:54.126	55.675	18.318	21.244	16.113	124.044	116.506	3	15:48:26.589	59.374	19.620	22.842	16.912	110.193	112.033
9	15:53:49.991	55.865	18.505	21.314	16.046	122.236	116.709	4	15:49:25.506	58.917	19.599	22.739	16.579	114.910	110.922
10	15:54:45.969	55.978	18.183	21.203	16.592	123.133	114.518	5	15:50:24.283	58.777	19.565	22.763	16.449	113.935	112.033
(86) Russell WILL								6	15:51:22.601	58.318	19.514	22.267	16.537	112.597	110.012
1	15:46:24.819			21.748	16.701	127.098	118.356	7	15:52:21.248	58.647	19.380	22.456	16.811		108.238
2	15:47:20.858	56.039	18.540	21.403	16.096	124.273	119.621	8	15:53:22.685	1:01.437	20.092	24.220	17.125	113.357	108.764
3	15:48:16.371	55.513	18.386	20.981	16.146	124.735	118.985	9	15:54:23.474	1:00.789	20.120	22.796	17.873	110.012	105.515
4	15:49:12.212	55.841	18.564	21.517	15.760	124.968	119.621	(184) Ryan GIBSON							
5	15:50:07.914	55.702	18.326	21.316	16.060	126.142	119.835	1	15:46:30.535			24.215	17.571		112.220
6	15:51:04.078	56.164	18.426	21.110	16.628	126.380	118.356	2	15:47:30.313	59.778	19.836	22.921	17.021	119.409	110.922
7	15:51:59.691	55.613	18.471	21.108	16.034	125.905	118.985	3	15:48:30.320	1:00.007	20.130	22.707	17.170		113.166
8	15:52:55.316	55.625	18.461	21.134	16.030	127.581	119.409	4	15:49:29.735	59.415	19.641	22.685	17.089		111.290
9	15:53:51.036	55.720	18.522	21.319	15.879	127.098	119.409	5	15:50:24.283	58.777	19.565	22.763	16.449	113.935	112.033
10	15:54:46.817	55.781	18.230	21.143	16.408	125.670	119.196	6	15:51:22.601	58.318	19.514	22.267	16.537	112.597	110.012
(72) Peter DUNCAN								7	15:52:21.248	58.647	19.380	22.456	16.811		108.238
1	15:46:25.881			22.418	16.395	119.409	117.733	8	15:53:22.685	1:01.437	20.092	24.220	17.125	113.357	108.764
2	15:47:22.436	56.555	18.955	21.822	15.778	124.044	117.321	9	15:54:23.474	1:00.789	20.120	22.796	17.873	110.012	105.515
3	15:48:18.816	56.380	18.795	21.678	15.907	122.236	118.356	(9) Keith HOUGHTON							
4	15:49:15.154	56.338	18.702	21.692	15.944	121.352	116.912	1	15:46:25.484			22.284	16.581	120.480	115.305
5	15:50:11.964	56.810	18.719	22.014	16.077	123.360	116.506	2	15:47:22.590	57.106	19.012	21.873	16.221	120.915	115.703
6	15:51:08.203	56.239	18.485	21.692	16.062	122.683	116.304	3	15:48:19.685	57.095	19.310	21.700	16.085	121.792	115.107
7	15:52:04.366	56.163	18.710	21.548	15.905	122.683	116.709	4	15:49:17.395	57.710	19.210	22.171	16.329	120.265	114.129
8	15:53:00.332	55.966	18.653	21.528	15.785	123.815	117.116	5	15:50:14.962	57.567	18.891	22.648	16.028	121.352	114.714
9	15:53:56.384	56.052	18.807	21.623	15.622	123.360	117.321	6	15:51:12.317	57.355	19.100	22.019	16.236	119.409	114.129
10	15:54:52.859	56.475	18.709	21.517	16.249	124.273	116.103	7	15:52:09.634	57.317	18.993	22.160	16.164	119.835	114.714
(102) Greame KERR								8	15:53:03.343	1:00.762	20.655	22.902	17.205	116.709	106.520
1	15:46:26.449			22.536	17.100	115.305	112.976	9	15:54:31.140	1:00.797	19.943	22.692	18.162		107.372
2	15:47:24.759	58.310	19.169	22.108	17.033	116.709	111.290	(87) Steven ALLISON							
3	15:48:23.092	58.333	19.108	22.356	16.869	116.709									

Qualifying Results

KMSC National Motorcycle Racing

KMSC Superstock 600

Knockhill 1.267 miles

Race 30 - 3rd Race

24/04/2016 14:45

Race (10 Laps) started at 15:45:21

Lap	Time of Day	Lap Tm	S1	S2	S3	S3Spd	SFSpd	Lap	Time of Day	Lap Tm	S1	S2	S3	S3Spd	SFSpd
3	15:48:18.554	57.098	18.754	21.825	16.519		115.504								
(64) Sam MUNRO															
1	15:46:19.943			21.157	15.621		108.764								
2	15:47:21.256	1:01.313	18.303	21.142	21.868	111.105	41.890								

Clerk of the Course :

Sig : Time :

Chief Timekeeper : Ian Sharp (SMART Timing)

Results available at www.mylaps.com and www.smart-timing.co.uk

Orbits



Race Results

KMSC National Motorcycle Racing

Lapchart

KMSC Superstock 600

Knockhill 1.267 miles

Race 30 - 3rd Race

24/04/2016 14:45

Race (10 Laps) started at 15:45:21

Competitors	Laps									
	1	2	3	4	5	6	7	8	9	10
Lewis ROLLO (8)	1	8	8	8	8	8	8	8	8	8
Liam SHELLCOCK (30)	2	30	59	59	59	59	59	59	59	59
Matt TRUELOVE (59)	3	59	30	30	30	30	30	30	30	30
Torquil PATERSON (31)	4	31	31	31	31	31	31	31	31	31
Ewan GRAY (45)	5	45	45	45	45	45	45	45	45	45
Harry TRUELOVE (15)	6	15	15	15	15	15	15	15	15	15
Callum GRIGOR (99)	7	99	99	99	99	99	99	99	99	99
Callum PATERSON (121)	8	121	121	121	121	121	121	121	121	121
Sam MUNRO (64)	9	64	81	81	81	81	81	81	81	81
Ryan WATSON (81)	10	81	84	84	84	84	84	84	84	84
Kyle HARPER (84)	11	84	5	5	28	28	28	28	28	28
Kyle DUNCAN (5)	12	5	11	11	11	11	11	11	11	11
Patrick FORMAN (11)	13	11	85	28	5	5	5	5	5	26
Steve HORNE (85)	14	85	28	85	85	85	26	26	5	5
Paul BOWERBANK (28)	15	28	26	26	26	26	85	85	85	85
Steven ALLISON (87)	16	87	21	21	21	21	21	21	21	21
Allan RENNIE (26)	17	26	86	86	86	86	86	86	86	86
Mike SWANSON (21)	18	21	64	87	72	72	72	72	72	72
Russell WILL (86)	19	86	87	72	9	9	9	9	9	102
Keith HOUGHTON (9)	20	9	72	9	102	102	102	102	102	35
Peter DUNCAN (72)	21	72	9	102	35	35	35	35	35	58
Greame KERR (102)	22	102	102	58	58	58	58	58	58	17
Ashley ROBSON (79)	23	79	58	35	79	79	79	79	17	79
Barry STEWART (58)	24	58	79	79	17	17	17	17	79	184
Kevin GILES (35)	25	35	35	17	184	184	184	184	184	
Roddy MacLEOD (17)	26	17	17	184						
Ryan GIBSON (184)	27	184	184							
-	28									
-	29									

Margin of Victory	Avg. Speed	Best Lap Tm	Best Speed	Best Lap by
3.948	87.563	51.501	88.563	8 - Lewis ROLLO

Clerk of the Course :

Orbits

 Sig : Time :
 Chief Timekeeper : Ian Sharp (SMART Timing)

 Results available at www.mylaps.com and www.smart-timing.co.uk


Race Results

KMSC National Motorcycle Racing

Sorted on Laps

KMSC Lightweights

Knockhill 1.267 miles

Race 31 - 3rd Race

24/04/2016 15:00

Race (10 Laps) started at 16:02:57

Pos	No.	Name	Make/Model	CC	Class	Laps	Total Tm	Diff	Best Tm	In Lap	Best Speed
1	49	Paul McCLUNG	Kawasaki	ER6	SL	10	9:16.647		55.086	5	82.799
2	5	Gillian McGAW	Kawasaki	650	SL	10	9:26.688	10.041	55.596	5	82.040
3	21	Grant REID	Kawasaki	ER6	SL	10	9:41.899	25.252	57.438	2	79.409
4	66	Kevin WATRET	Kawasaki	ER6	SL	10	9:52.359	35.712	58.434	2	78.055
5	39	Stuart HAMILTON	Kawasaki	ER650	SL	10	9:54.241	37.594	58.207	9	78.360
6	24	Alex REID	Suzuki	650	SL	10	9:56.503	39.856	58.764	9	77.617
7	121	Robert WOODWARD	Suzuki	SV650	SL	10	10:05.712	49.065	59.644	6	76.472
8	79	Ashley ROBSON	Kawasaki	ZXR400	SL	10	10:11.214	54.567	59.086	3	77.194
9	13	Andrew BARTON	Suzuki	SV650	SL	9	9:20.865	1 Lap	59.718	3	76.377
10	25	Jim PURVIS	Yamaha	FZR400	SL	9	9:24.692	1 Lap	1:01.211	3	74.514
11	67	Eddie BUTLER	Honda	SP1	SL	9	9:29.664	1 Lap	1:00.475	5	75.421
12	16	Gerry KEIRNAN	Suzuki	SV650	SL	9	9:29.793	1 Lap	1:02.490	7	72.989
13	74	Christine WATSON	Suzuki	SV650	SL	9	9:30.683	1 Lap	1:02.417	5	73.075
14	29	Eric UTTERSON	Suzuki	SV650	SL	9	9:39.316	1 Lap	1:03.139	6	72.239
15	112	Gordon MILLAR	Suzuki	SV650	SL	9	9:39.766	1 Lap	1:03.134	2	72.245
16	189	Gary CRAIG	Suzuki	SV650	SL	9	9:43.343	1 Lap	1:03.448	3	71.887
17	117	Lianne MAYHEW	Kawasaki	ZX6R 400	SL	9	9:59.494	1 Lap	1:05.071	2	70.094
18	194	Robyn LINDSAY	Kawasaki	ZXR400	SL	9	10:18.094	1 Lap	1:07.354	4	67.718

Not classified

DNF	118	Rod WALKER	Kawasaki	ZXR400	SL			DNF		0	-
DNS	134	Kenneth THIRLWALL	Kawasaki	ER6	SL			DNS		0	-
DNS	15	Keith DICKIE	Kawasaki	ER6	SL			DNS		0	-
DNS	4	Alan GIBSON	Suzuki	SV650	SL			DNS		0	-
DNS	11	Lewis PATERSON	Suzuki	SV650	SL			DNS		0	-
DNS	55	Tom ROBINSON	Aprilia	RRV 450	SL			DNS		0	-
DNS	54	Ryan GIBSON	Kawasaki	ZXR400	SL			DNS		0	-
DNS	90	David McNAIRN	Suzuki	SV650	SL			DNS		0	-
DNS	110	Symon WOODWARD	Kawasaki	ZXR400	SL			DNS		0	-
DNS	162	Patrick POLLARD	Suzuki	SV650	SL			DNS		0	-
DNS	111	Allan McCLEARY	Suzuki	SV650	SL			DNS		0	-

Margin of Victory	Avg. Speed	Best Lap Tm	Best Speed	Best Lap by
10.041	81.939	55.086	82.799	49 - Paul McCLUNG

Clerk of the Course :

Orbits

Sig : Time :

Chief Timekeeper : Ian Sharp (SMART Timing)

www.mylaps.com

Results available at www.mylaps.com and www.smart-timing.co.uk

Licensed to: SMART Timing



Qualifying Results

KMSC National Motorcycle Racing

KMSC Lightweights

Knockhill 1.267 miles

Race 31 - 3rd Race

24/04/2016 15:00

Race (10 Laps) started at 16:02:57

Lap	Time of Day	Lap Tm	S1	S2	S3	S3Spd	SFSpd	Lap	Time of Day	Lap Tm	S1	S2	S3	S3Spd	SFSpd
(49) Paul McLUNG															
1	16:03:54.633			21.251	16.427	114.323	107.201	1	16:03:59.304			22.741	16.878	106.183	101.524
2	16:04:50.771	56.138	18.509	21.408	16.221		106.859	2	16:04:59.496	1:00.192	20.304	22.834	17.054	106.859	100.460
3	16:05:46.248	55.477	18.099	21.119	16.259	114.518	107.717	3	16:05:59.172	59.676	19.852	22.688	17.136	105.848	100.310
4	16:06:41.611	55.363	18.126	21.124	16.113	114.518	108.238	4	16:06:59.846	1:00.674	20.041	22.550	18.083	105.848	98.543
5	16:07:36.697	55.086	18.092	20.895	16.099	115.703	108.238	5	16:08:00.074	1:00.228	20.221	22.984	17.023	100.310	
6	16:08:31.839	55.142	18.236	20.910	15.996	115.703	107.890	6	16:08:59.718	59.644	19.842	22.886	16.916	105.681	99.714
7	16:09:27.161	55.322	18.106	21.003	16.213	115.504	107.372	7	16:09:59.840	1:00.122	20.085	23.019	17.018	100.161	
8	16:10:22.518	55.357	18.481	20.898	15.978	116.103	107.890	8	16:11:00.786	1:00.946	19.918	22.592	18.436	104.856	96.143
9	16:11:18.387	55.869	18.614	20.899	16.356	116.506	108.238	9	16:12:02.475	1:01.689	20.714	23.697	17.278	104.366	99.714
10	16:12:13.685	55.298	18.075	20.859	16.364	116.304	105.349	10	16:13:02.750	1:00.275	20.057	23.046	17.172	105.020	99.125
(79) Ashley ROBSON															
1	16:04:03.560							1	16:04:03.560			23.698	18.280	104.529	101.678
2	16:05:05.546							2	16:05:05.546	1:01.986	21.721	23.188	17.077	105.848	102.611
3	16:06:04.632							3	16:06:04.632	59.086	19.571	22.397	17.118	110.012	103.242
4	16:07:04.448							4	16:07:04.448	59.816	20.065	22.666	17.085	106.183	102.611
5	16:08:04.989							5	16:08:04.989	1:00.541	20.353	22.770	17.418	105.184	101.524
6	16:09:04.519							6	16:09:04.519	59.530	19.534	22.660	17.336	105.848	98.688
7	16:10:04.875							7	16:10:04.875	1:00.356	19.902	22.831	17.623	104.204	98.254
8	16:11:05.138							8	16:11:05.138	1:00.263	19.817	22.826	17.620	104.856	96.976
9	16:12:07.244							9	16:12:07.244	1:02.106	20.563	23.165	18.378	98.833	95.459
10	16:13:08.252							10	16:13:08.252	1:01.008	20.462	23.127	17.419	102.926	100.161
(13) Andrew BARTON															
1	16:04:03.475							1	16:04:03.475			24.084	18.108	106.015	100.611
2	16:05:04.548							2	16:05:04.548	1:01.073	20.962	22.871	17.240	105.020	99.863
3	16:06:04.266							3	16:06:04.266	59.718	19.825	22.788	17.105	105.848	100.611
4	16:07:04.310							4	16:07:04.310	1:00.044	19.979	22.659	17.406	106.351	99.714
5	16:08:05.226							5	16:08:05.226	1:00.916	20.168	23.171	17.577	104.366	101.524
6	16:09:06.633							6	16:09:06.633	1:01.407	20.229	23.590	17.588	103.561	97.967
7	16:10:08.874							7	16:10:08.874	1:02.241	20.761	23.676	17.804	101.218	98.688
8	16:11:11.668							8	16:11:11.668	1:02.794	20.787	24.084	17.923	103.402	98.979
9	16:12:17.903							9	16:12:17.903	1:06.235	21.207	23.936	21.092		38.723
(25) Jim PURVIS															
1	16:04:04.074							1	16:04:04.074			23.879	17.547	106.859	101.678
2	16:05:06.984							2	16:05:06.984	1:02.910	21.025	24.180	17.705	105.848	96.836
3	16:06:08.195							3	16:06:08.195	1:01.211	20.155	23.476	17.580	103.402	96.419
4	16:07:10.166							4	16:07:10.166	1:01.971	20.190	23.902	17.879	99.272	94.919
5	16:08:12.199							5	16:08:12.199	1:02.033	20.348	23.868	17.817	101.832	95.459
6	16:09:14.270							6	16:09:14.270	1:02.071	20.248	23.889	17.934	99.566	93.595
7	16:10:16.689							7	16:10:16.689	1:02.419	20.212	24.347	17.860	101.371	93.465
8	16:11:19.012							8	16:11:19.012	1:02.323	20.388	23.910	18.025	101.832	93.076
9	16:12:21.730							9	16:12:21.730	1:02.718	20.550	24.103	18.065		92.818
(67) Eddie BUTLER															
1	16:04:08.045							1	16:04:08.045			24.983	18.015	107.890	107.201
2	16:05:11.173							2	16:05:11.173	1:03.128	21.236	23.885	18.007	111.474	
3	16:06:13.227							3	16:06:13.227	1:02.054	21.128	23.342	17.584	108.764	112.597
4	16:07:15.809							4	16:07:15.809	1:02.582	21.770	23.500	17.312	111.474	113.357
5	16:08:16.284							5	16:08:16.284	1:00.475	20.507	23.038	16.930	112.220	112.408
6	16:09:18.944							6	16:09:18.944	1:02.660	20.940	23.647	18.073	109.832	111.290
7	16:10:20.725							7	16:10:20.725	1:01.781	20.682	23.353	17.746	110.556	109.832
8	16:11:24.089							8	16:11:24.089	1:03.364	21.673	23.856	17.835	106.351	109.296
9	16:12:26.702							9	16:12:26.702	1:02.613	21.606	23.337	17.670	110.193	111.474
(16) Gerry KEIRNAN															
1	16:04:03.382							1	16:04:03.382			23.727	18.626	109.653	102.926
2	16:05:07.130							2	16:05:07.130	1:03.748	21.517	23.804	18.427	107.201	101.678
3	16:06:09.910							3	16:06:09.910	1:02.780	21.073	23.680	18.027	106.859	104.204
4	16:07:12.448							4	16:07:12.448	1:02.538	20.662	23.846	18.030	106.351	104.529
5	16:08:15.326							5	16:08:15.326	1:02.878	20.730	24.010	18.138	106.015	102.298
6	16:09:18.227							6	16:09:18.227	1:02.901	20.936	24.061	17.904	106.183	103.402
7	16:10:20.717							7	16:10:20.717	1:02.490	20.779	23.683	18.028	110.193	103.561
8	16:11:23.958							8	16:11:23.958	1:03.241	21.419	23.856	17.966	105.848	103.561
9	16:12:26.831							9	16:12:26.831	1:02.873	21.042	23.804	18.027	105.349	103.242
(74) Christine WATSON															
1	16:04:04.392							1	16:04:04.392			24.191	18.172	101.987	96.836
2	16:05:07.800							2	16:05:07.800	1:03.408	21.710	24.030	17.668		96.558
3	16:06:10.852							3	16:06:10.852	1:03.052	21.210	23.892	17.950	102.454	96.558
4	16:07:13.294							4	16:07:13.294	1:02.442	20.962	23.606	17.874	102.454	96.558
5	16:08:15.711							5	16:08:15.711	1:02.417	20.999	23.696	17.722	102.142	96.281
6	16:09:18.775							6	16:09:18.775	1:03.064	21.022	24.165	17.877	102.926	96.005
(121) Robert WOODWARD															

Clerk of the Course :

Sig : Time :
Chief Timekeeper : Ian Sharp (SMART Timing)

Results available at www.mylaps.com and www.smart-timing.co.uk

Orbits



Qualifying Results

KMSC National Motorcycle Racing

KMSC Lightweights

Knockhill 1.267 miles

Race 31 - 3rd Race

24/04/2016 15:00

Race (10 Laps) started at 16:02:57

Lap	Time of Day	Lap Tm	S1	S2	S3	S3Spd	SFSpd	Lap	Time of Day	Lap Tm	S1	S2	S3	S3Spd	SFSpd
7	16:10:21.854	1:03.079	21.413	23.900	17.766	102.768	96.558								
8	16:11:24.949	1:03.095	21.144	23.993	17.958	103.721	97.117								
9	16:12:27.721	1:02.772	21.320	23.652	17.800	103.721	96.005								

(29) Eric UTTERSON

1	16:04:07.373			25.001	18.266	104.529	101.218
2	16:05:11.229	1:03.856	21.432	24.324	18.100	105.681	100.762
3	16:06:14.960	1:03.731	21.543	24.323	17.865	105.848	102.142
4	16:07:18.328	1:03.368	21.108	24.515	17.745	105.020	103.084
5	16:08:22.916	1:04.588	21.953	24.852	17.783	104.529	101.218
6	16:09:26.055	1:03.139	21.084	24.202	17.853	106.689	100.611
7	16:10:29.250	1:03.195	20.900	24.336	17.959	106.859	101.218
8	16:11:33.143	1:03.893	21.351	24.566	17.976	104.043	101.987
9	16:12:36.354	1:03.211	21.534	24.266	17.411	104.529	100.460

(112) Gordon MILLAR

1	16:04:05.833			24.451	18.363		102.768
2	16:05:08.967	1:03.134	21.252	23.989	17.893	105.349	102.926
3	16:06:12.542	1:03.575	21.295	24.353	17.927		103.084
4	16:07:16.583	1:04.041	21.280	23.931	18.830	104.204	88.532
5	16:08:20.650	1:04.067	21.740	24.382	17.945	104.043	101.678
6	16:09:24.656	1:04.006	21.426	24.204	18.376	103.402	100.011
7	16:10:28.863	1:04.207	21.643	24.435	18.129	102.768	102.298
8	16:11:32.766	1:03.903	21.233	24.570	18.100		102.142
9	16:12:36.804	1:04.038	21.450	24.546	18.042	103.402	102.142

(189) Gary CRAIG

1	16:04:06.439			24.869	18.325		102.454
2	16:05:09.945	1:03.506	21.471	24.278	17.757	109.474	101.678
3	16:06:13.393	1:03.448	21.354	24.184	17.910	108.064	101.987
4	16:07:17.957	1:04.564	21.746	24.548	18.270		100.161
5	16:08:23.179	1:05.222	21.964	24.929	18.329		101.218
6	16:09:27.414	1:04.235	21.363	24.506	18.366		101.218
7	16:10:31.809	1:04.395	21.300	24.747	18.348	107.890	100.611
8	16:11:35.830	1:04.021	21.137	24.499	18.385	107.717	100.460
9	16:12:40.381	1:04.551	21.854	25.001	17.696	106.859	101.524

(117) Lianne MAYHEW

1	16:04:08.470			25.173	19.635	100.611	92.054
2	16:05:13.541	1:05.071	22.037	24.287	18.747	99.566	91.179
3	16:06:19.366	1:05.825	22.132	24.421	19.272	98.398	90.442
4	16:07:24.776	1:05.410	21.882	24.664	18.864	97.682	91.552
5	16:08:30.862	1:06.086	21.746	24.877	19.463	96.836	89.120
6	16:09:37.585	1:06.723	22.371	24.898	19.454	97.117	88.068
7	16:10:43.999	1:06.414	22.315	24.849	19.250	99.714	88.767
8	16:11:50.164	1:06.165	21.927	24.955	19.283	97.682	87.952
9	16:12:56.532	1:06.368	22.606	24.640	19.122	98.398	89.358

(194) Robyn LINDSAY

1	16:04:10.490			26.724	19.382	93.595	92.308
2	16:05:17.971	1:07.481	22.531	25.758	19.192	94.919	90.932
3	16:06:25.507	1:07.536	22.258	26.083	19.195	95.459	92.054
4	16:07:32.861	1:07.354	22.261	26.096	18.997	95.053	91.552
5	16:08:41.016	1:08.155	22.773	26.046	19.336	91.677	88.767
6	16:09:49.577	1:08.561	22.613	26.447	19.501	90.932	88.299
7	16:10:58.148	1:08.571	22.733	26.296	19.542	92.054	89.358
8	16:12:07.120	1:08.972	22.620	26.574	19.778	91.179	88.532
9	16:13:15.132	1:08.012	22.485	26.063	19.464	93.595	89.596

Clerk of the Course :

Sig : Time :

Chief Timekeeper : Ian Sharp (SMART Timing)

Results available at www.mylaps.com and www.smart-timing.co.uk

Printed: 25/04/2016 18:20:18

Orbits



KMSC National Motorcycle Racing

Lapchart

KMSC Lightweights

Knockhill 1.267 miles

Race 31 - 3rd Race

24/04/2016 15:00

Race (10 Laps) started at 16:02:57

Competitors	Laps										
	1	2	3	4	5	6	7	8	9	10	
Paul McCLUNG (49)	1	49	49	49	49	49	49	49	49	49	49
Gillian McGAW (5)	2	5	5	5	5	5	5	5	5	5	5
Grant REID (21)	3	21	21	21	21	21	21	21	21	21	21
Stuart HAMILTON (39)	4	39	66	66	66	66	66	66	66	66	66
Kevin WATRET (66)	5	66	39	39	39	39	24	39	39	39	39
Robert WOODWARD (121)	6	121	24	24	24	24	39	24	24	24	24
Alex REID (24)	7	24	121	121	121	121	121	121	121	121	121
Gerry KEIRNAN (16)	8	16	13	13	13	79	79	79	79	79	79
Andrew BARTON (13)	9	13	79	79	79	13	13	13	13	13	13
Ashley ROBSON (79)	10	79	25	25	25	25	25	25	25	25	25
Jim PURVIS (25)	11	25	16	16	16	16	16	16	16	67	67
Christine WATSON (74)	12	74	74	74	74	74	67	67	67	16	16
Gordon MILLAR (112)	13	112	112	112	67	67	67	74	74	74	74
Gary CRAIG (189)	14	189	189	67	112	112	112	112	112	29	29
Eric UTTERSON (29)	15	29	67	189	189	29	29	29	29	112	112
Eddie BUTLER (67)	16	67	29	29	29	189	189	189	189	189	189
Lianne MAYHEW (117)	17	117	117	117	117	117	117	117	117	117	117
Robyn LINDSAY (194)	18	194	194	194	194	194	194	194	194	194	194
-	19										
-	20										
-	21										
-	22										
-	23										
-	24										
-	25										
-	26										
-	27										
-	28										
-	29										

Margin of Victory	Avg. Speed	Best Lap Tm	Best Speed	Best Lap by
10.041	81.939	55.086	82.799	49 - Paul McCLUNG

Clerk of the Course :

Orbits

Sig : Time :
 Chief Timekeeper : Ian Sharp (SMART Timing)
 Results available at www.mylaps.com and www.smart-timing.co.uk



Race Results

KMSC National Motorcycle Racing

Sorted on Laps

KMSC Pre-Injection 600

Knockhill 1.267 miles

Race 32 - 3rd Race

24/04/2016 15:15

Race (10 Laps) started at 16:18:01

Pos	No.	Name	Make/Model	CC	Class	Laps	Total Tm	Diff	Best Tm	In Lap	Best Speed
1	91	Lewis SHAND	Yamaha	R6 600	PI6	10	9:13.347		54.446	2	83.773
2	48	David McCAFFERTY	Yamaha	R6 600	PI6	10	9:15.408	2.061	54.234	8	84.100
3	89	Alex BASS	Yamaha	R6 600	PI6	10	9:19.468	6.121	55.390	8	82.345
4	41	Kieran MURRAY	Kawasaki	ZX6 600	PI6	10	9:19.479	6.132	55.303	10	82.475
5	88	Brian MARR	Yamaha	R6 600	PI6	10	9:25.704	12.357	55.424	8	82.295
6	26	Alan McGREGOR	Yamaha	R6	PI6	10	9:26.526	13.179	55.845	10	81.674
7	15	Jon DICKIE	Yamaha	R6 600	PI6	10	9:26.784	13.437	55.798	10	81.743
8	60	Douglas BROWN	Yamaha	R6 600	PI6	10	9:38.028	24.681	56.934	5	80.112
9	0	Alex McGUINNESS	Yamaha	R6 600	PI6	10	9:38.366	25.019	56.434	10	80.822
10	6	James WILKEN	Yamaha	R6 600	PI6	10	9:38.476	25.129	57.052	5	79.946
11	16	Michael CLARK	Honda	CBR600	PI6	10	9:39.052	25.705	56.564	10	80.636
12	92	Andrew CRAIGMILE	Yamaha	R6 600	PI6	10	9:46.654	33.307	57.354	5	79.525
13	199	Ross WATTS	Yamaha	YZF R6 600	PI6	10	10:05.212	51.865	58.965	7	77.353
14	94	Darren CRAIGMILE	Yamaha	R6 600	PI6	10	10:09.392	56.045	59.144	7	77.118
15	45	Gerry SULLIVAN	Kawasaki	ZX6R 600	PI6	9	9:19.037	1 Lap	1:00.540	4	75.340
16	73	Fraser CAMERON	Yamaha	R6 600	PI6	9	9:25.700	1 Lap	1:01.618	7	74.022
17	888	Joe CAIRNEY	Honda	CBR6	PI6	8	9:15.227	2 Laps	1:08.285	6	66.795
Not classified											
DNF	47	Steven HADDOW	Yamaha	R6 600	PI6	2	2:28.680	DNF	1:16.326	2	59.758
DNS	10	Stuart DEANS	Kawasaki	ZX6 600	PI6			DNS		0	-
DNS	129	Martin HERRIOT	Yamaha	R6 600	PI6			DNS		0	-

Margin of Victory	Avg. Speed	Best Lap Tm	Best Speed	Best Lap by
2.061	82.427	54.234	84.100	48 - David McCAFFERTY

Clerk of the Course :

Orbits

Sig : Time :

Chief Timekeeper : Ian Sharp (SMART Timing)

www.mylaps.com

Results available at www.mylaps.com and www.smart-timing.co.uk

Licensed to: SMART Timing

Printed: 25/04/2016 18:24:32

Qualifying Results

KMSC National Motorcycle Racing

KMSC Pre-Injection 600

Knockhill 1.267 miles

Race 32 - 3rd Race

24/04/2016 15:15

Race (10 Laps) started at 16:18:01

Lap	Time of Day	Lap Tm	S1	S2	S3	S3Spd	SFSpd	Lap	Time of Day	Lap Tm	S1	S2	S3	S3Spd	SFSpd
(91) Lewis SHAND															
1	16:19:00.102			21.567	15.633	120.049	114.129	1	16:19:02.124			21.903	16.037	119.409	113.742
2	16:19:54.548	54.446	18.177	20.887	15.382	120.049	116.103	2	16:19:58.553	56.429	18.786	21.453	16.190	120.697	113.742
3	16:20:49.648	55.100	18.336	21.214	15.550	117.733	114.714	3	16:20:54.996	56.443	18.836	21.720	15.887	119.196	114.129
4	16:21:44.424	54.776	18.339	20.975	15.462	118.356	115.305	4	16:21:51.205	56.209	18.763	21.516	15.930	119.835	113.166
5	16:22:39.207	54.783	18.311	21.080	15.392	117.526	114.910	5	16:22:47.960	56.755	18.642	21.675	16.438	120.480	113.166
6	16:23:33.956	54.749	18.281	21.062	15.406	119.409	115.107	6	16:23:44.546	56.586	18.850	21.852	15.884	118.147	114.129
7	16:24:29.174	55.218	18.465	21.164	15.589	118.775	114.518	7	16:24:40.540	55.994	18.594	21.479	15.921	120.265	112.976
8	16:25:24.776	55.602	18.535	21.367	15.700	118.565	116.103	8	16:25:36.549	56.009	18.490	21.543	15.976	120.915	113.935
9	16:26:20.031	55.255	18.669	20.903	15.683	120.915	114.323	9	16:26:32.621	56.072	18.664	21.329	16.079	121.133	113.166
10	16:27:14.982	54.951	18.321	21.192	15.438	119.621	115.305	10	16:27:28.419	55.798	18.553	21.256	15.989	119.621	113.549
(48) David McCafferty															
1	16:19:00.149			21.595	15.818	119.835	112.408	1	16:19:03.305			22.102	16.779	115.107	108.588
2	16:19:56.172	56.023	18.522	21.180	16.321	122.459	110.922	2	16:20:01.180	57.875	19.177	21.797	16.901	112.408	108.238
3	16:20:51.207	55.035	18.247	21.141	15.647	122.908	114.323	3	16:20:58.524	57.344	19.073	21.800	16.471	114.910	110.012
4	16:21:46.138	54.931	18.136	21.129	15.666	114.714	114.714	4	16:21:55.668	57.144	19.024	21.659	16.461	113.357	109.653
5	16:22:41.910	55.772	18.690	21.303	15.779	113.357	7	16:22:52.602	56.934	19.008	21.369	16.557	113.357	108.941	
6	16:23:37.354	55.444	18.464	21.166	15.814	123.133	113.357	5	16:23:50.044	57.442	19.148	21.848	16.446	108.413	
7	16:24:32.783	55.429	18.470	21.305	15.654	119.835	115.305	6	16:24:47.080	57.036	18.947	21.618	16.471	112.786	108.764
8	16:25:27.017	54.234	17.943	20.952	15.339	122.014	115.703	7	16:25:44.458	57.378	19.149	21.742	16.487	111.660	108.764
9	16:26:22.009	54.992	17.878	21.620	15.494	121.572	114.714	8	16:26:41.848	57.390	19.020	21.817	16.553	113.357	109.118
10	16:27:17.043	55.034	18.207	21.172	15.655	121.792	115.504	9	16:27:39.663	57.815	19.227	21.884	16.704	113.742	107.890
(89) Alex Bass															
1	16:18:59.079			21.130	15.626	121.352	114.714	1	16:19:04.628			22.183	16.506	117.321	110.012
2	16:19:54.502	55.423	18.568	21.155	15.700	120.697	115.504	2	16:20:02.237	57.609	19.265	22.090	16.254	115.305	109.653
3	16:20:50.305	55.803	18.743	21.238	15.822	118.985	115.107	3	16:20:59.421	57.184	18.729	21.773	16.682	114.714	109.653
4	16:21:45.909	55.604	18.535	21.145	15.924	119.835	112.976	4	16:21:58.337	58.916	20.671	22.178	16.067	113.742	110.012
5	16:22:41.659	55.750	18.622	21.284	15.844	118.775	115.305	5	16:22:55.283	56.946	18.845	21.757	16.344	115.107	110.012
6	16:23:37.088	55.429	18.343	21.246	15.840	119.196	113.357	6	16:23:52.406	57.123	18.798	21.782	16.543	114.714	106.520
7	16:24:33.083	55.995	18.484	21.490	16.021	118.356	114.910	7	16:24:49.705	57.299	19.148	21.716	16.435	112.976	106.859
8	16:25:28.473	55.390	18.358	21.254	15.778	119.621	112.033	8	16:25:46.544	56.839	18.800	21.410	16.629	113.357	107.030
9	16:26:24.483	56.010	18.534	21.301	16.175	119.621	112.597	9	16:26:43.567	57.023	18.830	21.446	16.747	113.742	107.717
10	16:27:21.103	56.620	18.695	21.576	16.349	116.709	110.739	10	16:27:40.001	56.434	18.588	21.640	16.206	113.935	106.351
(41) Kieran Murray															
1	16:19:01.287			21.872	16.156		110.193	1	16:19:03.631			22.485	16.407	116.912	111.474
2	16:19:56.628	55.341	18.337	21.039	15.965	120.697	111.846	2	16:20:01.378	57.747	19.355	21.826	16.566	116.912	110.193
3	16:20:52.169	55.541	18.276	21.149	16.116	118.775	111.105	3	16:20:58.966	57.588	19.120	21.854	16.614	115.703	108.588
4	16:21:47.588	55.419	18.366	20.927	16.126	117.116	111.660	4	16:21:56.214	57.248	19.076	21.655	16.517	113.935	105.848
5	16:22:43.307	55.719	18.384	21.137	16.198	117.733	111.105	5	16:22:53.266	57.052	18.914	21.863	16.275	113.935	107.890
6	16:23:39.141	55.834	18.827	21.001	16.006	115.107	111.660	6	16:23:50.914	57.648	19.024	22.153	16.471	113.166	106.015
7	16:24:34.939	55.798	18.354	21.146	16.298	116.506	109.653	7	16:24:48.251	57.337	19.102	21.957	16.278	113.742	107.372
8	16:25:30.286	55.347	18.427	20.943	15.977	111.290	110.739	8	16:25:45.487	57.236	19.155	21.629	16.452	113.166	106.520
9	16:26:25.811	55.525	18.374	20.906	16.245	119.196	110.739	9	16:26:42.655	57.168	19.129	21.680	16.359	113.549	107.030
10	16:27:21.114	55.303	18.458	20.958	15.887	119.196	112.220	10	16:27:40.111	57.456	19.021	21.965	16.470	113.742	107.372
(88) Brian Marr															
1	16:19:03.520			22.175	16.437	116.912	109.653	1	16:19:05.063			22.440	17.080	116.304	112.597
2	16:20:00.525	57.005	19.130	21.676	16.199	116.912	109.474	2	16:20:03.225	58.162	19.156	22.347	16.659	117.116	112.786
3	16:20:56.283	55.758	18.428	21.404	15.926	118.147	110.193	3	16:20:59.914	56.689	18.847	21.371	16.471	119.835	111.846
4	16:21:52.048	55.765	18.581	21.263	15.921	118.356	110.566	4	16:21:57.534	57.620	18.992	21.961	16.667	113.742	110.922
5	16:22:47.759	55.711	18.523	21.283	15.905	120.697	112.976	5	16:22:54.916	57.382	19.186	21.706	16.490	117.733	113.166
6	16:23:44.129	56.370	18.673	21.904	15.793	115.903	109.296	6	16:23:52.695	57.779	18.743	22.417	16.619	116.103	112.220
7	16:24:40.092	55.963	18.712	21.410	15.841	111.290	9	16:24:49.916	57.221	19.181	21.518	16.522	115.903	112.786	
8	16:25:35.516	55.424	18.185	21.399	15.840	110.374	10	16:25:47.109	57.193	18.917	21.700	16.576	112.786	112.033	
9	16:26:31.215	55.699	18.328	21.479	15.892	117.116	110.012	8	16:26:44.123	57.014	18.966	21.780	16.268	117.116	113.549
10	16:27:27.339	56.124	18.488	21.327	16.309	118.985	110.739	10	16:27:40.687	56.564	18.657	21.329	16.578	117.940	112.033
(26) Alan McGREGOR															
1	16:19:01.626			21.645	15.976	120.049	114.518	1	16:19:04.135			22.374	16.516		113.357
2	16:19:58.269	56.643	18.982	21.638	16.023	119.196	113.935	2	16:20:03.457	59.322	19.489	22.167	17.666		110.374
3	16:20:54.798	56.529	18.777	21.731	16.021	114.518	111.660	3	16:21:01.805	58.348	19.311	22.296	16.741	118.147	111.474
4	16:21:50.941	56.143	18.785	21.381	15.977	118.356	114.714	4	16:21:59.595	57.790	19.385	22.148	16.257	117.940	112.976
5	16:22:47.462	56.521	18.650	21.716	16.155	118.985	111.846	5	16:22:56.949	57.354	18.954	21.814	16.586		110.922
6	16:23:44.108	56.646	18.853	21.850	15.943	118.356	114.323	6	16:23:54.495	57.546	19.212	22.021	16.313		110.012
7	16:24:40.179	56.071	18.630	21.412	16.029	119.409	111.290	7	16:24:53.340	58.845	19.349	22.618	16.878		112.220
8	16:25:36.076	55.897	18.727	21.465	15.705	120.049	112.408	8	16:25:51.710	58.370	19.468	22.320	16.582	116.103	110.193
9	16:26:32.316	56.240	18.674	21.616	15.950	118.985	113.935	9	16:26:49.695	57.985	19.271	22.293	16.421	116.709	110.012
10	16:27:28.161	55.845	18.693	21.307	15.845	119.621	113.742	10	16:27:48.289	58.594	19				

Qualifying Results

KMSC National Motorcycle Racing

KMSC Pre-Injection 600

Knockhill 1.267 miles

Race 32 - 3rd Race

24/04/2016 15:15

Race (10 Laps) started at 16:18:01

Lap	Time of Day	Lap Tm	S1	S2	S3	S3Spd	SFSpd	Lap	Time of Day	Lap Tm	S1	S2	S3	S3Spd	SFSpd
3	16:21:10.391	1:00.761	20.596	22.754	17.411	112.408	106.015								
4	16:22:10.272	59.881	20.176	22.489	17.216	113.357	106.183								
5	16:23:09.994	59.722	19.687	22.454	17.581	111.660	103.882								
6	16:24:09.227	59.233	20.059	22.179	16.995	113.357	104.856								
7	16:25:08.192	58.965	19.665	22.353	16.947	114.129	104.856								
8	16:26:07.620	59.428	19.847	22.502	17.079	114.323	107.030								
9	16:27:06.835	59.215	19.964	22.471	16.780	113.357	106.015								
10	16:28:06.847	1:00.012	19.791	22.546	17.675	111.105	103.084								

(94) Darren CRAIGMILE

1	16:19:09.344			24.166	17.610	111.474	105.848								
2	16:20:09.781	1:00.437	20.143	22.651	17.643	114.518	108.764								
3	16:21:10.028	1:00.247	20.875	22.559	16.813	114.714	105.184								
4	16:22:09.830	59.802	19.925	22.859	17.018	111.290	106.689								
5	16:23:09.977	1:00.147	19.579	22.817	17.751	111.846	103.882								
6	16:24:09.560	59.583	20.447	22.402	16.734	113.357	107.890								
7	16:25:08.704	59.144	19.746	22.505	16.893	112.408	106.183								
8	16:26:09.184	1:00.480	20.081	22.881	17.518	112.786	105.848								
9	16:27:11.437	1:02.253	21.704	23.425	17.124	113.166	105.020								
10	16:28:11.027	59.590	19.965	22.492	17.133	113.166	103.721								

(45) Gerry SULLIVAN

1	16:19:10.311			23.875	18.165		106.351								
2	16:20:12.106	1:01.795	20.893	23.703	17.199		105.848								
3	16:21:13.016	1:00.910	20.588	23.442	16.880		104.856								
4	16:22:13.556	1:00.540	20.115	23.222	17.203		103.561								
5	16:23:15.112	1:01.556	20.392	23.955	17.209	106.859	102.926								
6	16:24:16.076	1:00.964	20.491	23.257	17.216		102.454								
7	16:25:17.214	1:01.138	20.453	23.579	17.106		103.242								
8	16:26:18.136	1:00.922	20.243	23.351	17.328		101.832								
9	16:27:20.672	1:02.536	20.951	23.853	17.732	110.374	100.161								

(73) Fraser CAMERON

1	16:19:09.887			24.740	18.263	115.305	110.556								
2	16:20:12.468	1:02.581	20.938	23.681	17.962	116.304	111.474								
3	16:21:15.136	1:02.668	21.095	23.745	17.828	117.116	108.941								
4	16:22:17.448	1:02.312	20.957	23.638	17.717	117.116	110.739								
5	16:23:20.011	1:02.563	20.974	23.663	17.926	117.321	108.238								
6	16:24:21.844	1:01.833	20.648	23.507	17.678	115.703	109.118								
7	16:25:23.462	1:01.618	20.531	23.417	17.670	116.304	111.474								
8	16:26:25.553	1:02.091	21.006	23.255	17.830	117.940	110.556								
9	16:27:27.335	1:01.782	20.841	23.375	17.566	116.506	110.374								

(888) Joe CAIRNEY

1	16:19:14.408			25.690	18.996		97.540								
2	16:20:23.060	1:08.652	23.374	25.629	19.649		101.371								
3	16:21:31.351	1:08.291	22.685	25.969	19.637		97.117								
4	16:22:40.562	1:09.211	23.134	25.646	20.431		97.967								
5	16:23:49.897	1:09.335	23.303	26.212	19.820		98.398								
6	16:24:58.182	1:08.285	22.916	25.941	19.428		99.863								
7	16:26:07.911	1:09.729	22.935	25.866	20.928		98.398								
8	16:27:16.862	1:08.951	22.758	26.447	19.746		102.298								

(47) Steven HADDOW

1	16:19:13.989			24.574	18.761	112.033	77.135								
2	16:20:30.315	1:16.326	25.209	27.874	23.243	98.254	35.209								

Clerk of the Course :

Sig : Time :

Chief Timekeeper : Ian Sharp (SMART Timing)

Results available at www.mylaps.com and www.smart-timing.co.uk

Printed: 25/04/2016 18:24:48

Orbits



KMSC National Motorcycle Racing

Lapchart

KMSC Pre-Injection 600

Knockhill 1.267 miles

Race 32 - 3rd Race

24/04/2016 15:15

Race (10 Laps) started at 16:18:01

Competitors	Laps										
	1	2	3	4	5	6	7	8	9	10	
Alex BASS (89)	1	89	89	91	91	91	91	91	91	91	91
Lewis SHAND (91)	2	91	91	89	89	89	89	48	48	48	48
David McCAFFERTY (48)	3	48	48	48	48	48	89	89	89	89	89
Kieran MURRAY (41)	4	41	41	41	41	41	41	41	41	41	41
Alan McGREGOR (26)	5	26	26	26	26	26	88	88	88	88	88
Jon DICKIE (15)	6	15	15	15	15	88	88	26	26	26	26
Douglas BROWN (60)	7	60	88	88	88	15	15	15	15	15	15
Brian MARR (88)	8	88	60	60	60	60	60	60	60	60	60
James WILKEN (6)	9	6	6	6	6	6	6	6	6	6	0
Andrew CRAIGMILE (92)	10	92	0	0	16	16	0	0	0	0	6
Alex McGUINNESS (0)	11	0	16	16	0	0	16	16	16	16	16
Michael CLARK (16)	12	16	92	92	92	92	92	92	92	92	92
Ross WATTS (199)	13	199	199	94	94	94	199	199	199	199	199
Darren CRAIGMILE (94)	14	94	94	199	199	199	94	94	94	94	94
Fraser CAMERON (73)	15	73	45	45	45	45	45	45	45	45	45
Gerry SULLIVAN (45)	16	45	73	73	73	73	73	73	73	73	73
Steven HADDOW (47)	17	47	888	888	888	888	888	888	888	888	888
Joe CAIRNEY (888)	18	888	47								
-	19										
-	20										

Margin of Victory	Avg. Speed	Best Lap Tm	Best Speed	Best Lap by
2.061	82.427	54.234	84.100	48 - David McCAFFERTY

Clerk of the Course :

Orbits

Sig : Time :
Chief Timekeeper : Ian Sharp (SMART Timing)

Results available at www.mylaps.com and www.smart-timing.co.uk



Race Results

KMSC National Motorcycle Racing

Sorted on Laps

KMSC Superbikes & KMSC Clubman

Knockhill 1.267 miles

Race 33 - 3rd Race

24/04/2016 15:30

Race (10 Laps) started at 16:32:50

Pos	No.	Name	Make/Model	CC	Class	Laps	Total Tm	Diff	Best Tm	In Lap	Best Speed
1	179	Andrew TASKER	Kawasaki	ZX10R	SB	7	6:02.131		51.136	5	89.195
2	34	John DEAN	Suzuki	GSXR1000K9	SB	7	6:02.426	0.295	50.995	5	89.442
3	79	Bruce BIRNIE	BMW	S1000RR	SB	7	6:02.856	0.725	51.029	6	89.382
4	119	Kristopher DUNCAN	Kawasaki	ZX10	SB	7	6:06.853	4.722	51.689	7	88.241
5	55	Donald MacFADYEN	BMW	S1000RR	SB	7	6:10.245	8.114	51.981	6	87.745
6	3	Adrian CLARK	Kawasaki	ZX10R	SB	7	6:10.444	8.313	51.816	2	88.025
7	7	James LAING	BMW	S1000RR	SB	7	6:15.683	13.552	52.612	5	86.693
8	17	Angus MEARNES	Yamaha	R6 600	C	7	6:16.291	14.160	52.825	3	86.343
9	47	Alan BRYCE	BMW	1000RR	SB	7	6:19.999	17.868	53.474	2	85.296
10	69	Rodney SCOTT	BMW	S1000RR	C	7	6:21.387	19.256	53.188	4	85.754
11	67	Des BURNS	Kawasaki	ZX10R	C	7	6:22.217	20.086	53.507	7	85.243
12	11	Richard HUGHES	BMW	S1000RR	C	7	6:22.589	20.458	53.455	7	85.326
13	33	Graeme BODEL	BMW	S1000RR	C	7	6:23.618	21.487	53.726	6	84.895
14	45	Gary HOPKINS	Yamaha	R1M	C	7	6:27.056	24.925	54.148	2	84.234
15	4	Daniel MacLEAN	Kawasaki	ZX10R	C	7	6:27.133	25.002	54.187	5	84.173
16	63	Kenny PATERSON	BMW	S1000RR	C	7	6:28.286	26.155	54.096	6	84.315
17	151	Ben WARMINGTON	Yamaha	R1	C	7	6:37.220	35.089	55.346	4	82.411
18	37	Steven PATTERSON	Yamaha	YZF R1	C	7	6:37.492	35.361	55.525	6	82.145
19	54	Gordon DUNCAN	Ducati	Panigale 899	C	7	6:49.759	47.628	56.688	2	80.460
20	12	Gordon McDONALD	Honda	CBR1000	C	7	6:50.874	48.743	57.225	7	79.705
21	36	Craig MARTIN	Honda	CBR900 RR-Y	C	6	5:59.678	1 Lap	57.997	6	78.644
22	32	Sean REID	Honda	Fireblade	C	6	6:01.289	1 Lap	58.774	4	77.604
23	6	Calum MacLEAN	Suzuki	GSXR1000	C	6	6:02.324	1 Lap	58.780	4	77.596

Not classified

DNF	43	Steve NICOLL	Kawasaki	ZX10	C	7	6:50.029	DNF	56.906	3	80.151
DNS	99	Michael ROBERTSON	Kawasaki	ZX10	SB			DNF		0	-
DNS	68	Paul WISHART	Kawasaki	ZX10R	SB			DNF		0	-
DNS	46	George SPENCE	Honda	CBR1000	SB			DNF		0	-
DNS	22	Steven WATSON	Suzuki	GSXR750	C			DNF		0	-
DNS	48	Euan MESTON	Yamaha	R1	SB			DNF		0	-
DNS	59	Matt TRUELOVE	Honda	CBR 600	SB			DNF		0	-
DNS	71	Gavin JONES	Honda	Fireblade	C			DNF		0	-
DNS	265	Ricky BUCHANAN	Yamaha	R1	C			DNF		0	-

Announcements

Red Flag after Leader completed 8 Laps - Result declared at 7 Laps.
Bike No.43 - Not classified - Not running at the time of the Red Flag.

Margin of Victory	Avg. Speed	Best Lap Tm	Best Speed	Best Lap by
0.295	88.166	50.995	89.442	34 - John DEAN

Clerk of the Course :

Orbits

Sig : Time :

Chief Timekeeper : Ian Sharp (SMART Timing)

www.mylaps.com

Results available at www.mylaps.com and www.smart-timing.co.uk

Licensed to: SMART Timing

Qualifying Results

KMSC National Motorcycle Racing

KMSC Superbikes & KMSC Clubman

Knockhill 1.267 miles

Race 33 - 3rd Race

24/04/2016 15:30

Race (10 Laps) started at 16:32:50

Lap	Time of Day	Lap Tm	S1	S2	S3	S3Spd	SFSpd	Lap	Time of Day	Lap Tm	S1	S2	S3	S3Spd	SFSpd
(179) Andrew TASKER															
1	16:33:44.814			19.634	15.022	135.571	127.339	1	16:33:47.955			20.669	15.339	127.098	127.581
2	16:34:36.169	51.355	17.076	19.393	14.886	135.571	128.068	2	16:34:41.429	53.474	17.617	20.397	15.460	131.326	128.559
3	16:35:27.484	51.315	17.001	19.397	14.917	136.121	127.581	3	16:35:35.204	53.775	17.760	20.555	15.460	128.313	128.559
4	16:36:18.722	51.238	16.976	19.391	14.871	135.025	127.098	4	16:36:28.825	53.621	17.745	20.354	15.522	131.326	124.044
5	16:37:09.858	51.136	16.994	19.361	14.781	136.121	127.824	5	16:37:22.485	53.660	17.643	20.480	15.537	130.814	127.098
6	16:38:01.020	51.162	17.044	19.362	14.756	136.398	127.581	6	16:38:16.325	53.840	17.789	20.516	15.535	127.581	127.339
7	16:38:52.276	51.256	17.037	19.307	14.912	138.081	126.618	7	16:39:10.144	53.819	17.769	20.627	15.423	127.339	125.435
(69) Rodney SCOTT															
1	16:33:49.869							1	16:33:49.869			21.187	15.432	132.102	131.842
2	16:34:44.147	54.278	18.181	19.669	14.814	134.754	128.559	2	16:34:44.147	54.278	18.181	20.676	15.421	134.215	130.306
3	16:35:37.985	53.838	18.086	19.535	14.785	132.102	128.805	3	16:35:37.985	53.838	18.086	20.524	15.228	137.234	129.302
4	16:36:31.173	53.188	17.596	19.509	14.683	132.886	129.802	4	16:36:31.173	53.188	17.596	20.369	15.223	137.516	131.070
5	16:37:24.510	53.337	17.913	19.422	14.691	129.302	129.551	5	16:37:24.510	53.337	17.913	20.272	15.152	129.551	129.551
6	16:38:17.974	53.464	17.864	19.440	14.656	135.298	128.805	6	16:38:17.974	53.464	17.864	20.341	15.259	136.675	125.905
7	16:39:11.532	53.558	18.014	19.536	14.670	136.675	127.339	7	16:39:11.532	53.558	18.014	20.425	15.119	134.754	130.306
(67) Des BURNS															
1	16:33:48.580							1	16:33:48.580			20.785	15.608	125.905	123.587
2	16:34:42.255	53.675	18.078	19.691	14.675	129.053	128.559	2	16:34:42.255	53.675	18.078	20.568	15.029	135.571	127.098
3	16:35:36.429	54.174	17.996	19.608	14.549	130.306	128.805	3	16:35:36.429	54.174	17.996	20.877	15.301	127.824	125.201
4	16:36:30.478	54.049	17.988	19.664	14.895	129.802	128.313	4	16:36:30.478	54.049	17.988	20.630	15.431	134.215	124.044
5	16:37:24.445	53.967	18.009	19.634	14.682	133.150	128.313	5	16:37:24.445	53.967	18.009	20.649	15.309	125.201	125.201
6	16:38:18.855	54.410	18.577	19.608	14.585	131.842	131.842	6	16:38:18.855	54.410	18.577	20.644	15.189	126.142	126.142
7	16:39:12.362	53.507	17.956	19.608	14.585	131.842	131.842	7	16:39:12.362	53.507	17.956	20.322	15.229	124.735	124.735
(11) Richard HUGHES															
1	16:33:49.178							1	16:33:49.178			21.024	15.487	125.435	127.581
2	16:34:43.117	53.939	18.153	20.030	14.825	138.366	131.842	2	16:34:43.117	53.939	18.153	20.513	15.273	131.584	126.380
3	16:35:36.909	53.792	17.975	19.725	14.606	139.227	133.680	3	16:35:36.909	53.792	17.975	20.366	15.451	127.098	127.581
4	16:36:31.062	54.153	18.061	19.838	14.726	143.699	132.102	4	16:36:31.062	54.153	18.061	20.497	15.595	127.581	125.435
5	16:37:25.015	53.953	18.269	19.974	14.879	136.675	129.802	5	16:37:25.015	53.953	18.269	20.501	15.183	130.814	127.824
6	16:38:19.279	54.264	18.250	19.893	14.954	133.415	128.559	6	16:38:19.279	54.264	18.250	20.698	15.316	129.551	127.098
7	16:39:12.734	53.455	17.967	19.854	14.660	141.577	130.306	7	16:39:12.734	53.455	17.967	20.210	15.278	124.735	124.735
(33) Graeme BODEL															
1	16:33:49.586							1	16:33:49.586			20.940	15.738	129.802	127.581
2	16:34:44.516	54.930	18.126	20.278	15.030	135.845	130.306	2	16:34:44.516	54.930	18.126	20.880	15.924	129.053	127.098
3	16:35:38.543	54.027	18.037	19.725	14.606	139.227	133.680	3	16:35:38.543	54.027	18.037	20.603	15.387	131.070	127.339
4	16:36:32.426	53.883	17.807	19.838	14.726	143.699	132.102	4	16:36:32.426	53.883	17.807	20.611	15.465	131.326	126.380
5	16:37:26.169	53.743	17.900	19.974	14.879	136.675	129.802	5	16:37:26.169	53.743	17.900	20.502	15.341	130.560	127.339
6	16:38:19.895	53.726	17.873	19.893	14.954	133.415	128.559	6	16:38:19.895	53.726	17.873	20.592	15.261	131.584	129.053
7	16:39:13.763	53.868	17.919	19.854	14.909	138.366	131.070	7	16:39:13.763	53.868	17.919	20.641	15.308	130.814	126.857
(45) Gary HOPKINS															
1	16:33:50.840							1	16:33:50.840			21.453	15.610	131.326	125.201
2	16:34:44.988	54.148	18.054	20.278	15.030	135.845	130.306	2	16:34:44.988	54.148	18.054	20.621	15.473	133.680	127.581
3	16:35:39.172	54.184	18.103	19.838	14.680	135.845	131.326	3	16:35:39.172	54.184	18.103	20.556	15.525	133.947	125.435
4	16:36:33.480	54.308	17.924	19.902	15.417	136.675	129.551	4	16:36:33.480	54.308	17.924	20.712	15.672	128.805	124.735
5	16:37:28.200	54.720	18.110	19.902	15.417	136.675	129.551	5	16:37:28.200	54.720	18.110	21.006	15.604	130.053	124.044
6	16:38:22.394	54.194	18.057	19.895	14.987	131.584	128.313	6	16:38:22.394	54.194	18.057	20.819	15.318	132.624	124.968
7	16:39:17.201	54.807	17.943	19.854	14.937	133.415	129.802	7	16:39:17.201	54.807	17.943	20.884	15.980	122.683	124.968
(4) Daniel MacLEAN															
1	16:33:50.501							1	16:33:50.501			21.170	15.805	133.680	123.815
2	16:34:44.827	54.326	18.121	20.278	15.215	129.053	129.053	2	16:34:44.827	54.326	18.121	20.582	15.623	133.680	125.201
3	16:35:40.062	55.235	18.746	20.203	15.269	132.362	127.581	3	16:35:40.062	55.235	18.746	20.571	15.918	131.584	121.792
4	16:36:34.404	54.342	18.353	19.974	15.144	130.306	127.824	4	16:36:34.404	54.342	18.353	20.665	15.324	129.551	128.068
5	16:37:28.591	54.187	17.968	19.838	15.151	130.306	127.339	5	16:37:28.591	54.187	17.968	20.379	15.840	128.559	125.435
6	16:38:22.970	54.379	18.204	20.057	15.151	130.306	127.339	6	16:38:22.970	54.379	18.204	20.679	15.496	130.560	126.142
7	16:39:17.278	54.308	18.009	19.854	15.004	133.150	128.559	7	16:39:17.278	54.308	18.009	20.532	15.767	133.150	119.621
(63) Kenny PATERSON															
1	16:33:51.401							1	16:33:51.401			21.802	15.601	131.584	126.618
2	16:34:45.668	54.267	18.180	20.314	15.492	129.551	122.236	2	16:34:45.668	54.267	18.180	20.671	15.416	136.121	126.857
3	16:35:40.377	54.709	18.191	20.247	15.215	129.053	122.908	3	16:35:40.377	54.709	18.191	20.922	15.596	135.298	125.201
4	16:36:35.652	55.275	18.612	20.314	15.492	129.551	122.236	4	16:36:35.652	55.275	18.612	21.053	15.610	132.362	125.435
5	16:37:29.781	54.129	18.027	19.838	15.089	128.559	121.572	5	16:37:29.781	54.129	18.027	20.712	15.390	131.584	126.142
6	16:38:23.877	54.096	18.077	20.280	15.186	129.551	122.236	6	16:38:23.877	54.096	18.077	20.672	15.347	135.298	12

Qualifying Results

KMSC National Motorcycle Racing

KMSC Superbikes & KMSC Clubman

Knockhill 1.267 miles

Race 33 - 3rd Race

24/04/2016 15:30

Race (10 Laps) started at 16:32:50

Lap	Time of Day	Lap Tm	S1	S2	S3	S3Spd	SFSpd	Lap	Time of Day	Lap Tm	S1	S2	S3	S3Spd	SFSpd
3	16:35:43.336	55.653	18.343	21.517	15.793	129.802	121.572								
4	16:36:38.682	55.346	18.246	21.252	15.848	130.560	120.915								
5	16:37:35.189	56.507	18.887	21.492	16.128	127.339	120.915								
6	16:38:31.474	56.285	18.550	21.495	16.240	128.068	121.792								
7	16:39:27.365	55.891	18.591	21.375	15.925	129.802	118.356								
(37) Steven PATTERSON															
1	16:33:52.870			22.064	16.182	127.824	126.380								
2	16:34:49.067	56.197	18.891	21.561	15.745	129.053	126.380								
3	16:35:44.619	55.552	18.559	21.223	15.770	132.102	126.618								
4	16:36:40.800	56.181	18.660	21.419	16.102	130.306	125.201								
5	16:37:36.384	55.584	18.706	21.173	15.705	129.302	125.905								
6	16:38:31.909	55.525	18.632	21.067	15.826	131.070	127.098								
7	16:39:27.637	55.728	18.649	21.293	15.786	132.886	124.968								
(54) Gordon DUNCAN															
1	16:33:53.928			22.240	16.234	125.670	118.985								
2	16:34:50.616	56.688	18.913	21.658	16.117	126.142	117.733								
3	16:35:47.604	56.988	18.984	21.884	16.120	124.273	116.304								
4	16:36:45.047	57.443	19.154	21.869	16.420	125.435	113.935								
5	16:37:43.081	58.034	19.252	22.250	16.532	123.360	116.103								
6	16:38:41.264	58.183	19.686	22.107	16.390	120.915	114.910								
7	16:39:39.904	58.640	19.645	22.366	16.629	124.968	112.786								
(12) Gordon McDONALD															
1	16:33:53.598			22.076	16.261	123.815	122.014								
2	16:34:52.143	58.545	19.981	22.275	16.289	113.357	122.683								
3	16:35:50.351	58.208	19.803	22.323	16.082	124.044	121.133								
4	16:36:47.957	57.606	19.468	22.036	16.102	122.236	120.480								
5	16:37:46.016	58.059	19.723	22.217	16.119	122.908	121.133								
6	16:38:43.794	57.778	19.375	22.119	16.284	102.611	123.133								
7	16:39:41.019	57.225	19.485	22.061	15.679		122.014								
(36) Craig MARTIN															
1	16:33:56.619			22.987	16.952	116.709	110.739								
2	16:34:55.851	59.232	19.114	23.037	17.081	115.305	110.374								
3	16:35:54.623	58.772	19.459	22.471	16.842	119.196	111.105								
4	16:36:53.692	59.069	19.842	22.567	16.660	119.835	112.976								
5	16:37:51.826	58.134	19.314	22.118	16.702	118.147	108.238								
6	16:38:49.823	57.997	18.993	22.204	16.800	118.147	110.012								
(32) Sean REID															
1	16:33:56.037			23.057	16.921	118.147	122.014								
2	16:34:55.408	59.371	19.481	22.981	16.909	120.049	120.697								
3	16:35:54.729	59.321	19.636	22.552	17.133	122.459	119.835								
4	16:36:53.503	58.774	19.562	22.504	16.708	117.733	118.775								
5	16:37:52.454	58.951	19.796	22.416	16.739	120.915	122.014								
6	16:38:51.434	58.980	19.596	22.612	16.772	122.014	121.792								
(6) Calum MacLEAN															
1	16:33:57.004			23.165	17.414	116.709	120.697								
2	16:34:56.354	59.350	19.740	22.561	17.049	116.709	120.697								
3	16:35:55.522	59.168	19.660	22.797	16.711	122.014	120.915								
4	16:36:54.302	58.780	19.815	22.313	16.652	118.985	121.572								
5	16:37:53.232	58.930	19.678	22.529	16.723	116.912	122.683								
6	16:38:52.469	59.237	19.706	22.652	16.879	118.985	118.775								
(43) Steve NICOLL															
1	16:33:55.047			22.956	16.385		123.133								
2	16:34:52.757	57.710	18.800	22.222	16.688	117.733	118.775								
3	16:35:49.663	56.906	18.954	21.758	16.194	124.044	117.733								
4	16:36:46.614	56.951	18.879	21.792	16.280	124.273	122.236								
5	16:37:44.747	58.133	19.436	22.188	16.509	120.265	117.733								
6	16:38:42.771	58.024	18.893	22.321	16.810		118.356								
7	16:39:40.174	57.403	18.916	22.084	16.403	124.044	122.459								

Clerk of the Course :

Sig : Time :

Chief Timekeeper : Ian Sharp (SMART Timing)

 Results available at www.mylaps.com and www.smart-timing.co.uk

Printed: 25/04/2016 18:29:05

Orbits



Race Results

KMSC National Motorcycle Racing

Lapchart

KMSC Superbikes & KMSC Clubman

Knockhill 1.267 miles

Race 33 - 3rd Race

24/04/2016 15:30

Race (10 Laps) started at 16:32:50

Competitors	Laps							
		1	2	3	4	5	6	7
Andrew TASKER (179)	1	179	179	179	179	179	179	179
Bruce BIRNIE (79)	2	79	79	79	34	34	34	34
John DEAN (34)	3	34	34	34	79	79	79	79
Adrian CLARK (3)	4	3	3	119	119	119	119	119
Kristopher DUNCAN (119)	5	119	119	3	3	3	3	55
Angus MEARNES (17)	6	17	55	55	55	55	55	3
Donald MacFADYEN (55)	7	55	17	17	17	17	17	7
Alan BRYCE (47)	8	47	47	7	7	7	7	17
James LAING (7)	9	7	7	47	47	47	47	47
Des BURNS (67)	10	67	67	67	67	67	69	69
Richard HUGHES (11)	11	11	11	11	69	67	67	
Graeme BODEL (33)	12	33	69	69	69	11	11	11
Rodney SCOTT (69)	13	69	33	33	33	33	33	33
Daniel MacLEAN (4)	14	4	4	45	45	45	45	45
Gary HOPKINS (45)	15	45	45	4	4	4	4	4
Kenny PATERSON (63)	16	63	63	63	63	63	63	63
Ben WARMINGTON (151)	17	151	151	151	151	151	151	151
Steven PATTERSON (37)	18	37	37	37	37	37	37	37
Gordon McDONALD (12)	19	12	54	54	54	54	54	54
Gordon DUNCAN (54)	20	54	12	43	43	43	43	43
Steve NICOLL (43)	21	43	43	12	12	12	12	12
Sean REID (32)	22	32	32	36	32	36	36	
Craig MARTIN (36)	23	36	36	32	36	32	32	
Calum MacLEAN (6)	24	6	6	6	6	6	6	
-	25							
-	26							
-	27							
-	28							
-	29							
-	30							
-	31							
-	32							

Margin of Victory	Avg. Speed	Best Lap Tm	Best Speed	Best Lap by
0.295	88.166	50.995	89.442	34 - John DEAN

Clerk of the Course :

Orbits

Sig :

Time :

Chief Timekeeper : Ian Sharp (SMART Timing)

 Results available at www.mylaps.com and www.smart-timing.co.uk


Race Results

KMSC National Motorcycle Racing

Sorted on Laps

KMSC 125's

Knockhill 1.267 miles

Race 34 - 5th Race

24/04/2016 15:45

Race (10 Laps) started at 16:48:55

Pos	No.	Name	Make/Model	CC	Class	Laps	Total Tm	Diff	Best Tm	In Lap	Best Speed
1	9	Rishon HICKEY	Aprilia	RS125	F125	10	10:44.344		1:03.575	9	71.743
2	27	James McLAREN	Aprilia	RS125	F125	10	10:46.323	1.979	1:03.548	9	71.774
3	88	Lewis NICOL	Aprilia	RS125	F125	10	11:04.827	20.483	1:05.182	2	69.975
4	47	Joel BAVIDGE	Aprilia	RS125	F125	9	10:52.547	1 Lap	1:10.269	5	64.909
5	44	Murray PATTISON	Aprilia	125	F125	9	11:13.795	1 Lap	1:12.619	8	62.809
6	16	Mia KELLAS	Aprilia	RS125	F125	8	11:21.746	2 Laps	1:20.378	8	56.746
Not classified											
DNF	12	Jordan GILL	KTM	RC390	F125	10	11:04.698	DNF	1:03.724	7	71.576
DNF	8	Cameron McPHERSON	Aprilia	RS125	F125	5	6:01.971	DNF	1:11.002	5	64.239
DNS	127	Josh HODGE	KTM	Moto 3	F125			DNS		0	-
DNS	23	Keirin KELLAS	Aprilia	RS125	F125			DNS		0	-

Margin of Victory	Avg. Speed	Best Lap Tm	Best Speed	Best Lap by
1.979	70.787	1:03.548	71.774	27 - James McLAREN

Clerk of the Course :

Orbits

Sig : Time :

Chief Timekeeper : Ian Sharp (SMART Timing)

www.mylaps.com

Results available at www.mylaps.com and www.smart-timing.co.uk

Licensed to: SMART Timing

Qualifying Results

KMSC National Motorcycle Racing

KMSC 125's

Knockhill 1.267 miles

Race 34 - 5th Race

24/04/2016 15:45

Race (10 Laps) started at 16:48:55

Lap	Time of Day	Lap Tm	S1	S2	S3	S3Spd	SFSpd	Lap	Time of Day	Lap Tm	S1	S2	S3	S3Spd	SFSpd
(9) Rishon HICKEY															
1	16:50:03.731				19.264		81.441	5	16:54:21.045	1:04.353	21.109	24.411	18.833	91.928	87.837
2	16:51:07.849	1:04.118	21.240	24.152	18.726		82.849	6	16:55:25.107	1:04.062	21.040	24.218	18.804	90.932	88.183
3	16:52:12.004	1:04.155	21.309	24.115	18.731		81.048	7	16:56:28.831	1:03.724	20.834	24.013	18.877	90.564	86.927
4	16:53:17.167	1:05.163			19.865		82.951	8	16:57:37.161	1:08.330	22.771	25.100	20.459	89.716	83.571
5	16:54:20.867	1:03.700			18.895		82.543	9	16:58:47.817	1:10.656	23.672	26.440	20.544	86.814	81.938
6	16:55:24.724	1:03.857			18.719		81.938	10	17:00:00.589	1:12.772	24.302	27.095	21.375	86.479	65.986
7	16:56:29.066	1:04.342	21.393	24.021	18.928		81.938	(8) Cameron McPHERSON							
8	16:57:32.830	1:03.764	21.124	23.612	19.028		82.240	1	16:50:11.736			27.508	21.212		68.687
9	16:58:36.405	1:03.575			18.825		81.839	2	16:51:23.911	1:12.175	23.340	27.736	21.099		68.687
10	16:59:40.235	1:03.830			18.885		82.139	3	16:52:35.679	1:11.768	23.146	27.699	20.923		68.477
(27) James McLAREN															
1	16:50:04.060				19.054		81.540	4	16:53:46.860	1:11.181	22.951	27.319	20.911		68.199
2	16:51:08.531	1:04.471			18.956		82.139	5	16:54:57.862	1:11.002	22.971	27.094	20.937		68.758
3	16:52:12.377	1:03.846			18.798		81.244	(88) Lewis NICOL							
4	16:53:17.448	1:05.071	21.120	24.171	19.780		80.950	1	16:50:04.635			24.922	19.312	88.649	81.938
5	16:54:22.110	1:04.662	20.853	24.272	19.537		79.700	2	16:51:09.817	1:05.182	20.977	24.871	19.334	86.702	81.441
6	16:55:26.776	1:04.666			18.893		81.343	3	16:52:15.869	1:06.052	21.045	25.559	19.448		81.146
7	16:56:30.526	1:03.750		24.230	18.793		81.938	4	16:53:22.763	1:06.894	21.556	25.541	19.797	86.479	80.755
8	16:57:34.458	1:03.932	20.835	24.256	18.841		81.739	5	16:54:29.978	1:07.215	22.225	25.507	19.483		81.244
9	16:58:38.006	1:03.548	20.514	24.220	18.814		81.343	6	16:55:36.327	1:06.349	21.390	25.392	19.567	86.146	81.540
10	16:59:42.214	1:04.208			18.928		81.343	7	16:56:42.887	1:06.560	21.994	25.334	19.232		81.048
(47) Joel BAVIDGE															
1	16:50:11.472			27.463	21.393	76.345	75.148	8	16:57:48.783	1:05.896	21.441	25.096	19.359		81.146
2	16:51:25.124	1:13.652	23.837	27.280	22.535	76.607	73.102	9	16:58:55.361	1:06.578	21.363	25.014	20.201	87.837	80.176
3	16:52:37.577	1:12.453	23.519	27.355	21.579	76.519	73.102	10	17:00:00.718	1:05.357	21.332	24.989	19.036	88.299	82.139
4	16:53:48.948	1:11.371	23.232	27.059	21.080	77.402	74.481	(44) Murray PATTISON							
5	16:54:59.217	1:10.269	23.179	26.431	20.659	78.857	74.813	1	16:50:19.110			29.579	22.614	76.432	71.013
6	16:56:11.131	1:11.914	23.140	27.404	21.370	77.224	74.981	2	16:51:34.050	1:14.940	24.150	28.325	22.465		71.543
7	16:57:25.445	1:14.314	26.002	27.244	21.068	76.870	74.564	3	16:52:48.344	1:14.294	23.745	28.345	22.204	76.432	71.543
8	16:58:37.482	1:12.037	23.507	27.290	21.240	79.043	75.064	4	16:54:01.915	1:13.571	23.877	27.982	21.712	76.694	71.696
9	16:59:48.438	1:10.956	22.821	26.814	21.321	78.397	73.826	5	16:55:15.551	1:13.636	23.734	27.689	22.213		71.696
(16) Mia KELLAS															
1	16:50:24.510			32.972	25.642	69.470	67.649	6	16:56:30.846	1:15.295	24.347	28.193	22.755	76.259	71.850
2	16:51:53.389	1:28.879	30.477	32.512	25.890	71.543	70.417	7	16:57:44.178	1:13.332	23.340	27.685	22.307	77.761	70.863
3	16:53:17.843	1:24.454	28.678	31.511	24.265	76.607	71.391	8	16:58:56.797	1:12.619	23.132	27.658	21.829	77.941	72.470
4	16:54:43.649	1:25.806	27.560	32.198	26.048		72.159	9	17:00:09.686	1:12.889	23.188	27.995	21.706	76.782	71.773
5	16:56:07.161	1:23.512	28.160	30.271	25.081		71.467	(12) Jordan GILL							
6	16:57:34.606	1:27.445	31.192	30.818	25.435	76.958	71.543	1	16:50:03.488			24.652	19.214	89.477	86.257
7	16:58:57.259	1:22.653	27.035	30.832	24.786	70.343	69.542	2	16:51:07.952	1:04.464	21.157	24.355	18.952	89.120	87.837
8	17:00:17.637	1:20.378	26.033	29.912	24.433	78.032	72.549	3	16:52:12.285	1:04.333	20.967	24.204	19.162	89.596	87.608
(12) Jordan GILL															
1	16:50:03.488			24.652	19.214	89.477	86.257	4	16:53:16.692	1:04.407	20.725	24.206	19.476	90.198	86.146

Clerk of the Course :

Sig : Time :

Chief Timekeeper : Ian Sharp (SMART Timing)

 Results available at www.mylaps.com and www.smart-timing.co.uk

Orbits



KMSC National Motorcycle Racing

Lapchart

KMSC 125's

Knockhill 1.267 miles

Race 34 - 5th Race

24/04/2016 15:45

Race (10 Laps) started at 16:48:55

Competitors	Laps									
	1	2	3	4	5	6	7	8	9	10
Jordan GILL (12)	12	9	9	12	9	9	12	9	9	9
Rishon HICKEY (9)	9	12	12	9	12	12	9	27	27	27
James McLAREN (27)	27	27	27	27	27	27	27	12	12	12
Lewis NICOL (88)	88	88	88	88	88	88	88	88	88	88
Joel BAVIDGE (47)	47	8	8	8	8	47	47	47	47	
Cameron McPHERSON (8)	8	47	47	47	47	44	44	44	44	
Murray PATTISON (44)	44	44	44	44	44	16	16	16		
Mia KELLAS (16)	16	16	16	16	16					
-	9									
-	10									

Margin of Victory	Avg. Speed	Best Lap Tm	Best Speed	Best Lap by
1.979	70.787	1:03.548	71.774	27 - James McLAREN

Clerk of the Course :

Orbits

Sig : Time :
 Chief Timekeeper : Ian Sharp (SMART Timing)
 Results available at www.mylaps.com and www.smart-timing.co.uk



Race Results

KMSC National Motorcycle Racing

Sorted on Laps

Novice Races

Knockhill 1.267 miles

Race 35 - 2nd Race

24/04/2016 16:00

Race (8 Laps) started at 17:05:02

Pos	No.	Name	Make/Model	CC	Class	Laps	Total Tm	Diff	Best Tm	In Lap	Best Speed
1	4	Daniel MacLEAN	Kawasaki	ZX10R	C	8	7:16.913		54.048	2	84.390
2	45	Gary HOPKINS	Yamaha	R1M	C	8	7:24.851	7.938	54.307	2	83.987
3	22	Steven WATSON	Suzuki	GSXR750	C	8	7:25.411	8.498	55.085	5	82.801
4	88	Brian MARR	Yamaha	R6 600	PI6	8	7:25.809	8.896	54.899	7	83.082
5	26	Alan McGREGOR	Yamaha	R6	PI6	8	7:37.421	20.508	56.528	8	80.687
6	102	Greame KERR	Suzuki	GSXR 600	S6	8	7:42.795	25.882	57.090	2	79.893
7	15	Jon DICKIE	Yamaha	R6 600	PI6	8	7:43.012	26.099	55.346	7	82.411
8	36	Craig MARTIN	Honda	CBR900 RR-Y	C	8	7:46.951	30.038	56.405	4	80.863
9	6	Calum MacLEAN	Suzuki	GSXR1000	C	8	7:57.202	40.289	58.007	8	78.630
10	32	Sean REID	Honda	Fireblade	C	8	7:58.580	41.667	59.036	6	77.260
11	17	Roddy MacLEOD	Suzuki	GSXR 600 K7	S6	8	7:59.278	42.365	58.642	7	77.779
12	199	Ross WATTS	Yamaha	YZF R6 600	PI6	8	8:00.793	43.880	58.527	7	77.931
13	58	Barry STEWART	Yamaha	R6 600	S6	8	8:00.869	43.956	57.836	8	78.863
14	888	Joe CAIRNEY	Honda	CBR6	PI6	7	8:02.891	1 Lap	1:06.871	2	68.207

Not classified

DNF	189	Gary CRAIG	Suzuki	SV650	SL	2	2:17.016	DNF	1:07.797	2	67.276
DNS	87	Steven ALLISON	Kawasaki	ZX6R 600	S6			DNS		0	-

Announcements

Bike No.15 - Racetime includes 10 second Jump Start penalty.

Margin of Victory	Avg. Speed	Best Lap Tm	Best Speed	Best Lap by
7.938	83.515	54.048	84.390	4 - Daniel MacLEAN

Clerk of the Course :

Orbits

Sig : Time :

Chief Timekeeper : Ian Sharp (SMART Timing)

www.mylaps.com

Results available at www.mylaps.com and www.smart-timing.co.uk

Licensed to: SMART Timing

Qualifying Results

KMSC National Motorcycle Racing

Novice Races

Knockhill 1.267 miles

Race 35 - 2nd Race

24/04/2016 16:00

Race (8 Laps) started at 17:05:02

Lap	Time of Day	Lap Tm	S1	S2	S3	S3Spd	SFSpd	Lap	Time of Day	Lap Tm	S1	S2	S3	S3Spd	SFSpd
(4) Daniel MacLEAN															
1	17:05:59.425			20.885	15.450		124.044	3	17:08:03.788	57.292	19.272	21.791	16.229	116.506	112.033
2	17:06:53.473	54.048	17.930	20.629	15.489	129.551	123.587	4	17:09:00.193	56.405	18.635	21.620	16.150	116.304	110.739
3	17:07:47.745	54.272	17.970	20.665	15.637	129.302	125.435	5	17:09:56.940	56.747	18.694	21.899	16.154	117.321	109.832
4	17:08:41.888	54.143	18.067	20.714	15.362	127.824	123.815	6	17:10:53.823	56.883	18.602	21.711	16.570	116.912	110.922
5	17:09:36.014	54.126	18.009	20.805	15.312	128.805	125.905	7	17:11:52.587	58.764	18.878	23.241	16.645	116.709	107.544
6	17:10:30.345	54.331	17.929	20.765	15.637	128.068	124.504	8	17:12:49.561	56.974	18.831	21.929	16.214	117.116	114.323
7	17:11:25.143	54.798	18.042	21.144	15.612	120.480	125.905	(6) Calum MacLEAN							
8	17:12:19.523	54.380	18.053	20.829	15.498	128.068	123.587	1	17:06:08.688			23.464	17.074	114.518	121.572
(45) Gary HOPKINS															
1	17:06:03.003			21.346	15.796	121.572	124.735	2	17:07:06.939	58.251	19.433	22.282	16.536	117.940	122.459
2	17:06:57.310	54.307	18.137	20.732	15.438	130.306	125.435	3	17:08:05.670	58.731	19.650	22.513	16.568	120.049	121.792
3	17:07:51.843	54.533	18.073	20.750	15.710	131.584	120.480	4	17:09:04.512	58.842	19.595	22.571	16.676	121.572	120.265
4	17:08:46.817	54.974	18.673	20.956	15.345	130.306	123.587	5	17:10:03.669	59.157	19.703	22.845	16.609	120.915	119.621
5	17:09:41.326	54.509	18.178	20.786	15.545	130.053	124.735	6	17:11:03.011	59.342	19.631	23.057	16.654	119.621	118.985
6	17:10:36.797	55.471	18.546	21.231	15.694	130.814	123.587	7	17:12:01.805	58.794	19.125	23.014	16.655	119.835	121.133
7	17:11:32.225	55.428	18.380	21.139	15.909	129.551	121.792	8	17:12:59.812	58.007	19.070	22.728	16.209	121.792	120.480
8	17:12:27.461	55.236	18.212	21.263	15.761	128.559	120.697	(32) Sean REID							
(22) Steven WATSON															
1	17:06:01.056			21.517	15.740	121.572	118.565	1	17:06:05.824			23.246	16.650	113.357	121.572
2	17:06:56.353	55.297	18.524	21.096	15.677	125.435	118.775	2	17:07:04.952	59.128	19.773	22.893	16.462	117.940	123.133
3	17:07:51.634	55.281	18.401	21.155	15.725	117.940	117.940	3	17:08:04.647	59.695	19.506	23.309	16.880	106.351	121.792
4	17:08:47.102	55.468	18.533	21.021	15.914	125.201	119.835	4	17:09:04.065	59.418	19.561	22.890	16.967	117.940	120.049
5	17:09:42.187	55.085	18.371	21.082	15.632	125.905	118.565	5	17:10:03.128	59.063	19.384	22.946	16.733	118.147	122.908
6	17:10:37.571	55.384	18.555	21.234	15.595	126.142	119.196	6	17:11:02.164	59.036	19.520	23.065	16.451	118.565	118.985
7	17:11:32.765	55.194	18.383	21.172	15.639	126.618	118.775	7	17:12:01.609	59.445	19.682	22.947	16.816	115.107	120.265
8	17:12:28.021	55.256	18.338	21.074	15.844		117.116	8	17:13:01.190	59.581	19.940	23.169	16.472	116.912	122.014
(88) Brian MARR															
1	17:06:01.496			21.655	15.829		112.408	(17) Roddy MacLEOD							
2	17:06:56.822	55.326	18.322	21.293	15.711	120.049	112.786	1	17:06:06.628			23.388	16.842	115.703	113.357
3	17:07:52.685	55.863	19.054	21.016	15.793	119.621	113.166	2	17:07:06.483	59.855	19.871	22.941	17.043	118.985	110.922
4	17:08:47.611	54.926	18.235	20.906	15.785	121.792	112.976	3	17:08:05.431	58.948	19.740	22.563	16.645	120.049	114.910
5	17:09:42.866	55.255	18.307	20.863	16.085	120.049	111.846	4	17:09:04.092	58.661	19.569	22.484	16.608	114.323	114.323
6	17:10:38.360	55.494	18.598	21.148	15.748	112.597	112.597	5	17:10:03.315	59.223	19.875	22.782	16.566	117.940	114.323
7	17:11:33.259	54.899	18.173	21.068	15.658	120.480	113.549	6	17:11:03.938	1:00.623	19.766	23.119	17.738	120.265	112.220
8	17:12:28.419	55.160	18.273	21.197	15.690	118.775	113.549	7	17:12:02.580	58.642	19.615	22.427	16.600	114.518	114.518
(199) Ross WATTS															
1	17:06:10.158			24.446	17.304		111.846	1	17:06:10.158			24.446	17.304	111.846	105.515
2	17:07:09.643	59.485	19.975	22.549	16.961		103.882	2	17:07:09.643	59.485	19.975	22.549	16.961	103.882	103.882
3	17:08:09.064	59.421	19.815	22.625	16.981		104.043	3	17:08:09.064	59.421	19.815	22.625	16.981	104.043	104.043
4	17:09:07.951	58.887	19.821	22.284	16.782		104.529	4	17:09:07.951	58.887	19.821	22.284	16.782	104.529	104.529
5	17:10:07.311	59.360	19.684	22.661	17.015		102.204	5	17:10:07.311	59.360	19.684	22.661	17.015	102.204	102.204
6	17:11:06.313	59.002	20.319	22.252	16.431		108.238	6	17:11:06.313	59.002	20.319	22.252	16.431	108.238	108.238
7	17:12:04.840	58.527	19.640	21.823	17.064		114.323	7	17:12:04.840	58.527	19.640	21.823	17.064	114.323	104.856
8	17:13:03.403	58.563	19.454	22.058	17.051		106.520	8	17:13:03.403	58.563	19.454	22.058	17.051	104.366	106.520
(58) Barry STEWART															
1	17:06:09.421			24.216	16.807		116.103	1	17:06:09.421			24.216	16.807	116.103	114.714
2	17:07:10.770	1:01.349	21.977	22.706	16.666		113.357	2	17:07:10.770	1:01.349	21.977	22.706	16.666	113.357	113.357
3	17:08:09.485	58.715	19.556	22.333	16.826		112.786	3	17:08:09.485	58.715	19.556	22.333	16.826	112.786	112.786
4	17:09:08.204	58.719	19.594	22.554	16.571		111.474	4	17:09:08.204	58.719	19.594	22.554	16.571	111.474	111.474
5	17:10:07.593	59.389	19.678	22.937	16.774		112.033	5	17:10:07.593	59.389	19.678	22.937	16.774	112.033	112.033
6	17:11:07.051	59.458	20.071	22.771	16.616		113.357	6	17:11:07.051	59.458	20.071	22.771	16.616	113.357	113.357
7	17:12:05.643	58.592	19.253	22.601	16.738		112.220	7	17:12:05.643	58.592	19.253	22.601	16.738	112.220	112.220
8	17:13:03.479	57.836	19.216	22.053	16.567		111.105	8	17:13:03.479	57.836	19.216	22.053	16.567	111.105	111.105
(888) Joe CAIRNEY															
1	17:06:15.031			25.246	19.282		100.460	1	17:06:15.031			25.246	19.282	100.460	100.460
2	17:07:21.902	1:06.871	22.744	25.006	19.121		99.272	2	17:07:21.902	1:06.871	22.744	25.006	19.121	99.272	99.272
3	17:08:30.336	1:08.434	22.604	25.490	20.340		97.540	3	17:08:30.336	1:08.434	22.604	25.490	20.340	97.540	97.540
4	17:09:40.531	1:10.195	23.718	26.127	20.350		96.976	4	17:09:40.531	1:10.195	23.718	26.127	20.350	96.976	96.976
5	17:10:50.334	1:09.803	23.543	26.348	19.912		101.218	5	17:10:50.334	1:09.803	23.543	26.348	19.912	101.218	101.218
6	17:11:57.613	1:07.279	22.157	25.795	19.327		100.460	6	17:11:57.613	1:07.279	22.157	25.795	19.327	100.460	100.460
7	17:13:05.501	1:07.888	22.701	25.938	19.249		101.066	7	17:13:05.501	1:07.888	22.701	25.938	19.249	101.066	101.066
(189) Gary CRAIG															
1	17:06:11.829			25.251	19.047		97.399	1	17:06:11.829			25.251	19.047	97.399 </	

KMSC National Motorcycle Racing

Lapchart

Novice Races

Knockhill 1.267 miles

Race 35 - 2nd Race

24/04/2016 16:00

Race (8 Laps) started at 17:05:02

Competitors	Laps								
	1	2	3	4	5	6	7	8	
Daniel MacLEAN (4)	1	4	4	4	4	4	4	4	4
Steven WATSON (22)	2	22	22	22	45	45	45	45	45
Brian MARR (88)	3	88	88	45	22	22	22	22	22
Alan McGREGOR (26)	4	26	45	88	88	88	88	88	88
Jon DICKIE (15)	5	15	15	15	15	15	15	15	15
Gary HOPKINS (45)	6	45	26	26	26	26	26	26	26
Greame KERR (102)	7	102	102	102	102	102	102	102	102
Sean REID (32)	8	32	32	36	36	36	36	36	36
Roddy MacLEOD (17)	9	17	17	32	32	32	32	32	6
Craig MARTIN (36)	10	36	36	17	17	17	6	6	32
Calum MacLEAN (6)	11	6	6	6	6	6	17	17	17
Barry STEWART (58)	12	58	199	199	199	199	199	199	199
Ross WATTS (199)	13	199	58	58	58	58	58	58	58
Gary CRAIG (189)	14	189	189	888	888	888	888	888	
Joe CAIRNEY (888)	15	888	888						
-	16								

Margin of Victory	Avg. Speed	Best Lap Tm	Best Speed	Best Lap by
7.938	83.515	54.048	84.390	4 - Daniel MacLEAN

Clerk of the Course :

Orbits

Sig : Time :
 Chief Timekeeper : Ian Sharp (SMART Timing)
 Results available at www.mylaps.com and www.smart-timing.co.uk

