

Knockhill

29th May 2016



May Race Meeting



OFFICIAL FEEDER SERIES

BEATSON'S
BUILDING SUPPLIES

www.Superchips.co.uk
be driven



**wheels
around**



S.M.A.R.T.

Scottish Motorsports Automatic Race Timing

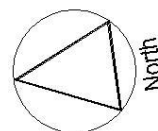
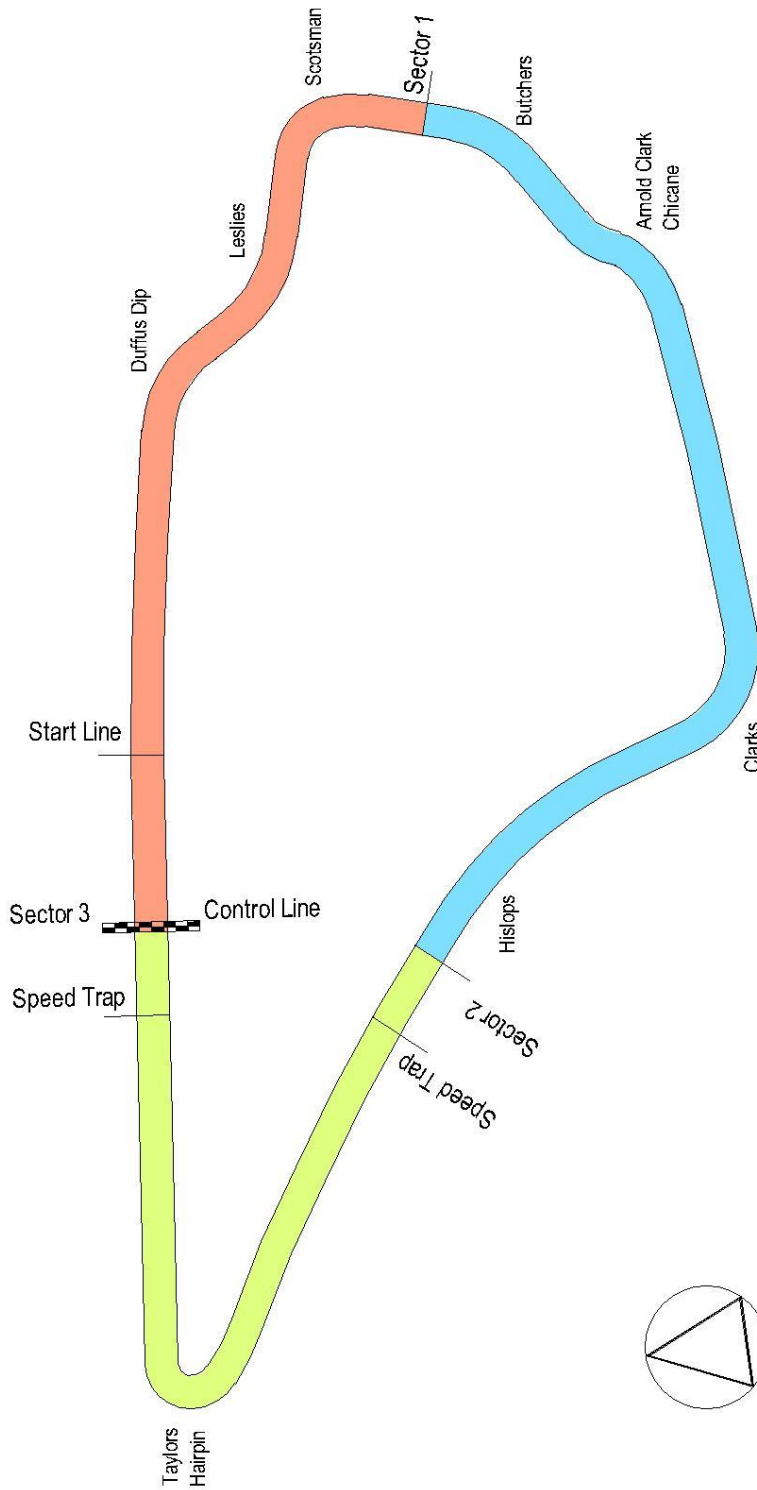

Ravenslea, Melrose Road, Galashiels, TD1 2AT

Telephone : 01896 – 752447

Scottish Motorsports Automatic Race Timing

Circuit layout

Knockhill – Clockwise



Length
Sector 1 0.433 Mile
Sector 2 0.503 Mile
Sector 3 0.334 Mile

Qualifying Results



Bulletin No. _____

SMRC May Race Meeting

Sorted on best lap time

Scottish Saloons & Sportscars Championship

Knockhill 1.267 miles

Qualifying 1

29/05/2016 08:30

Practice (10:00 Time) started at 8:29:58

Pos	No.	Name	Make/Model	CC	Class	Laps	Best Tm	Diff	Best Speed	2nd Best
1	51	Roddie PATERSON	Caterham	2300	A3	10	53.291		85.584	53.682
2	79	Paul BRYDON	BMW M3	3200T	A2	9	53.943	0.652	84.549	54.119
3	8	Finlay CROCKER	Honda Civic TCR	2000	A2	10	54.675	1.384	83.417	54.970
4	44	Alistair McMILLAN	Ultima GTR	3000	A2	10	54.870	1.579	83.121	56.008
5	6	Phil DRYBURGH	Ginetta G50	4500	A2	8	57.074	3.783	79.911	58.426
6	16	Colin SIMPSON	Marcos Mantis	5000	A2	4	57.373	4.082	79.495	1:02.600
7	29	Robert DRUMMOND	Ford Escort Cosworth	2000	A1	9	57.447	4.156	79.392	57.835
8	69	Thomson McINTYRE	Subaru Impreza	2000	B1	7	58.316	5.025	78.209	1:00.121
9	13	Keith COWIE	Seat Leon Supercopa	2000	A2	9	58.460	5.169	78.016	58.605
10	63	Graham ROBERTSON	BMW E46 M3	3200	A2	8	59.888	6.597	76.156	1:01.217
11	89	William ROBSON	Ford Focus RS	2500	B1	9	59.963	6.672	76.061	1:00.371
12	41	Andrew CHRISTIE	MK Indy	2000	B2	4	1:01.823	8.532	73.773	1:05.776
13	23	Brian MELDRUM	Seat Leon Sport	2000	B1	9	1:02.163	8.872	73.369	1:02.750
14	28	Scott TOLLAN	Escort Cosworth	2000	A1	8	1:03.514	10.223	71.808	1:05.679
15	59	Gary WAIT	Ford Sierra Cosworth	2000	A2	7	1:11.055	17.764	64.187	1:11.170

Announcements

Car No.29 moved to Back of Grid - Car No.68 Added to Back of Grid.

Clerk of the Course.

Orbits

Sig : Time :
Chief Timekeeper : Ian Sharp (SMART Timing)
Results available at www.mylaps.com and www.smart-timing.co.uk



Printed: 30/05/2016 18:40:42

Qualifying Results



Bulletin No. _____

SMRC May Race Meeting

Scottish Saloons & Sportscars Championship

Knockhill 1.267 miles

Qualifying 1

29/05/2016 08:30

Practice (10:00 Time) started at 8:29:58

Lap	Time of Day	Lap Tm	S1	S2	S3	S3Spd	SFSpd
(51) Roddie PATERSON							
1	8:31:38.903			30.792	23.177	61.907	89.596
2	8:32:41.398	1:02.495	21.100	23.693	17.702	109.296	103.561
3	8:33:44.493	1:03.095	21.374	24.303	17.418	98.833	108.588
4	8:34:40.049	55.556	18.430	20.974	16.152	122.014	112.408
5	8:40:26.165	4:21.654		23.073	16.476	117.116	112.220
6	8:41:21.961	55.796		21.155	16.185	122.683	111.846
7	8:42:23.264	1:01.303	18.406	24.280	18.617	87.952	111.846
8	8:43:16.555	53.291	17.805	20.160	15.326	125.201	113.166
9	8:44:10.237	53.682	17.819	20.040	15.823	125.435	113.742
10	8:45:11.658	1:01.421	18.881	23.530	19.010	91.802	92.562

(79) Paul BRYDON							
1	8:31:25.230			29.939	23.379	69.686	89.002
2	8:32:29.279	1:04.049	22.588	23.595	17.866	107.717	107.717
3	8:33:27.765	58.486	18.881	22.489	17.116	117.526	107.544
4	8:34:22.700	54.935	17.783	20.901	16.251	119.621	107.544
5	8:40:20.927	4:56.155		23.547	17.894	105.515	105.848
6	8:41:19.229	58.302	21.602	17.932	109.832	108.413	
7	8:42:13.348	54.119	17.322	20.464	16.333	119.835	105.848
8	8:43:07.291	53.943	17.705	20.269	15.969	119.409	107.201
9	8:44:26.878	1:19.587	21.424	30.865	27.298	71.927	31.040

(8) Finlay CROCKER							
1	8:31:19.833			31.338	21.589	58.712	96.558
2	8:32:36.495	1:16.662	22.521	31.280	22.861	82.543	80.561
3	8:33:40.394	1:03.899	21.973	23.999	17.927	104.692	99.863
4	8:34:43.562	1:03.168	19.547	23.618	20.003	93.595	90.198
5	8:40:27.590	4:18.218		23.033	17.262	114.323	103.402
6	8:41:24.393	56.803		21.781	16.480	114.129	101.832
7	8:42:19.363	54.970	17.926	20.758	16.286	114.129	102.611
8	8:43:14.038	54.675	17.833	20.537	16.305	115.107	101.832
9	8:44:09.766	55.728	17.593	20.993	17.142	114.129	101.524
10	8:45:04.845	55.079	18.479	20.347	16.253	114.910	102.611

(44) Alistair McMILLAN							
1	8:31:27.579			30.576	23.970	67.649	83.989
2	8:32:35.087	1:07.508	23.131	24.305	20.072	106.520	112.408
3	8:33:40.581	1:05.494	19.391	27.750	18.353	73.826	115.305
4	8:34:37.877	57.296	18.919	21.801	16.576	123.133	115.504
5	8:40:25.160	4:27.349		22.837	17.074	118.985	106.183
6	8:41:21.365	56.205		21.164	16.067	125.670	114.518
7	8:42:16.235	54.870	18.018	20.450	16.402	126.857	109.474
8	8:43:12.243	56.008	18.601	21.414	15.993	124.044	115.107
9	8:44:08.511	56.268	18.394	20.943	16.931	119.621	113.357
10	8:45:05.741	57.230	18.304	20.715	18.211	124.044	112.597

(6) Phil DRYBURGH							
1	8:31:32.880			31.403	24.064	58.152	63.071
2	8:32:43.873	1:10.993	22.394	27.037	21.562	65.727	97.117
3	8:33:47.694	1:03.821	20.738	24.366	18.717	106.015	96.143
4	8:34:50.040	1:02.346	19.120	22.859	20.367	106.351	98.979
5	8:42:13.445	5:55.590		23.859	18.101	103.402	93.205
6	8:43:12.140	58.695	19.624	22.168	16.903	107.717	97.682
7	8:44:10.566	58.426	19.104	21.906	17.416	109.653	97.399
8	8:45:07.640	57.074	18.851	21.635	16.588	108.238	98.688

(16) Colin SIMPSON							
1	8:31:39.771			26.305	20.991	96.558	96.697
2	8:32:42.896	1:03.125	21.301	23.386	18.438	109.832	103.721
3	8:33:45.496	1:02.600	20.364	24.146	18.090	96.419	108.413
4	8:34:42.869	57.373	19.388	21.774	16.211	120.265	110.739

(29) Robert DRUMMOND							
1	8:31:41.718			27.920	23.056	62.542	89.120
2	8:32:54.256	1:12.538	23.734	28.895	19.909	91.552	115.305
3	8:33:53.834	59.578	19.981	21.942	17.655	121.133	116.304
4	8:34:54.866	1:01.032	20.286	23.676	17.070	120.480	112.033
5	8:40:41.393	4:09.818		25.290	18.701	94.252	113.549
6	8:41:40.895	59.502	19.559	22.556	17.387	110.739	113.935
7	8:42:39.697	58.802	19.643	22.070	17.089	112.408	117.733
8	8:43:37.144	57.447	19.252	21.641	16.554	122.459	117.526
9	8:44:34.979	57.835	19.517	21.581	16.737	121.133	103.882

(69) Thomson McINTYRE							
1	8:31:40.576			26.456	22.491		95.053
2	8:32:42.811	1:02.235	20.827	23.745	17.663		101.218
3	8:33:49.024	1:06.213	20.857	25.364	19.992		102.298
4	8:34:49.145	1:00.121	20.026	22.767	17.328		101.678
5	8:40:31.981	4:16.133		23.965	17.946		99.272
6	8:41:30.297	58.316	19.048	22.007	17.261		95.323
7	8:42:46.665	1:16.368		25.603			34.771

(13) Keith COWIE							
1	8:31:40.807			30.708	24.078	70.123	86.035
2	8:32:46.424	1:05.617	22.261	25.426	17.930	109.118	99.566
3	8:33:49.068	1:02.644	20.353	23.665	18.626	111.474	100.310
4	8:34:51.926	1:02.858	21.980	23.425	17.453	110.193	99.566
5	8:41:07.405	4:45.124		30.201	22.147	61.118	99.419
6	8:42:08.299	1:00.894	20.599	23.396	16.899	110.739	99.125
7	8:43:06.904	58.605	19.517	22.368	16.720	111.105	98.979
8	8:44:05.724	58.820	19.495	22.387	16.938	110.922	99.125
9	8:45:04.184	58.460	19.048	22.087	17.325	110.739	98.111

(63) Graham ROBERTSON							
1	8:31:28.695			30.508	23.190	67.041	89.002
2	8:32:37.798	1:09.103	22.916	24.666	21.521	92.435	85.487
3	8:33:44.445	1:06.647	24.394	24.401	17.852	103.561	91.802
4	8:40:31.980	4:19.363		24.030	19.654	101.832	41.995
5	8:41:35.684	1:03.704		24.960	18.789	98.979	69.041
6	8:42:36.901	1:01.217	20.037	22.963	18.217	101.987	91.427
7	8:43:36.789	59.888	19.522	22.417	17.949	104.366	91.828
8	8:44:40.067	1:03.278	20.569	22.746	19.963	99.272	43.295

(89) William ROBSON							
1	8:31:27.166			30.749	22.582	67.717	93.988
2	8:32:32.052	1:04.886	22.041	24.931	17.914	98.111	94.919
3	8:33:33.986	1:01.934	20.317	23.395	18.222	105.349	94.120
4	8:34:34.677	1:00.691	19.970	22.575	18.146	105.184	94.651
5	8:40:25.027	4:29.245		23.998	18.078	105.681	94.919
6	8:41:27.128	1:02.101		22.891	18.509	106.520	92.562
7	8:42:27.816	1:00.688	19.880	22.780	18.028	105.020	94.252
8	8:43:28.187	1:00.371	19.729	22.813	17.829	106.015	94.518
9	8:44:28.150	59.963	19.573	22.478	17.912	104.692	94.385

(41) Andrew CHRISTIE							
1	8:31:30.330						
2	8:32:38.718	1:08.388					
3	8:33:44.494	1:05.776					
4	8:34:46.317	1:01.823					

(23) Brian MELDRUM							
1	8:31:33.457			28.537	23.106		86.590
2	8:32:46.233	1:12.776	24.215	26.821	21.740	89.596	94.518
3	8:33:54.180	1:07.947	23.295	25.250	19.402		96.836
4	8:34:58.816	1:04.636	21.776	24.322	18.538		101.987
5	8:40:51.870	4:13.226		24.356	18.302	106.689	99.272
6	8:41:55.012	1:03.142	21.526	23.757	17.859	110.193	100.310
7	8:42:57.762	1:02.750	21.055	23.742	17.953		100.161
8	8:44:00.683	1:02.921			17.887	112.786	98.979
9	8:45:02.846	1:02.163		23.257	18.108	107.717	98.833

(28) Scott TOLLAN							
1	8:31:24.391			30.515	23.349	73.102	83.675
2	8:32:37.451	1:13.060	24.359	27.210	21.491	85.925	87.153
3	8:33:47.393	1:09.942	23.544	25.204	21.194	99.566	88.416
4	8:34:54.091	1:06.698	22.497	24.663	19.538	101.066	88.299
5	8:40:47.149	4:12.675		24.777	19.794	97.399	88.416
6	8:41:52.828	1:05.679	21.829	23.847	20.003	93.076	88.068
7	8:42:56.342	1:03.514	21.518	23.345	18.651	102.768	89.120
8	8:44:14.116	1:					

Qualifying Results



Bulletin No. _____

SMRC May Race Meeting

Scottish Saloons & Sportscars Championship

Knockhill 1.267 miles

Qualifying 1

29/05/2016 08:30

Practice (10:00 Time) started at 8:29:58

Lap	Time of Day	Lap Tm	S1	S2	S3	S3Spd	SFSpd	Lap	Time of Day	Lap Tm	S1	S2	S3	S3Spd	SFSpd
5	8:42:11.880	1:11.766			22.007		64.901								
6	8:43:22.935	1:11.055	22.375	27.141	21.539		64.901								
7	8:44:34.105	1:11.170			23.599		30.797								

Clerk of the Course.

Orbits

Sig : Time :
Chief Timekeeper : Ian Sharp (SMART Timing)

Results available at www.mylaps.com and www.smart-timing.co.uk

Printed: 30/05/2016 18:40:05





SMRC May Race Meeting

Scottish Saloons & Sportscars Championship

Knockhill 1.267 miles

Race 1 - 1st Race

29/05/2016 10:35

Race started at 10:32:39

POLE POSITION

2 79 Paul BRYDON 53.943
4 44 Alistair McMILLAN 54.870
6 16 Colin SIMPSON 57.373
8 13 Keith COWIE 58.460
10 89 William ROBSON 59.963
12 23 Brian MELDRUM 1:02.163
14 59 Gary WAIT 1:11.055
16 29 Robert DRUMMOND 57.447

1 51 Roddie PATERSON 53.291
3 8 Finlay CROCKER 54.675
5 6 Phil DRYBURGH 57.074
7 69 Thomson McINTYRE 58.316
9 63 Graham ROBERTSON 59.888
11 41 Andrew CHRISTIE 1:01.823
13 28 Scott TOLLAN 1:03.514
15 68 John KENNEDY

1
2
3
4
5
6
7
8

No.29 - Moved to Back of Grid. Car No.68 Added.

Clerk of the Course.

Sig : Time :
Chief Timekeeper : Ian Sharp (SMART Timing)

Results available at www.mylaps.com and www.smart-timing.co.uk

Printed: 30/05/2016 18:41:05

Orbits



Qualifying Results



Bulletin No. _____

SMRC May Race Meeting

Sorted on best lap time

Scottish Fiesta Championship

Knockhill 1.267 miles

Qualifying 2

29/05/2016 08:50

Practice (10:00 Time) started at 8:48:25

Pos	No.	Name	Make/Model	CC	Class Code	Laps	Best Tm	Diff	Best Speed	2nd Best
1	7	Kevin WHYTE	Ford Fiesta ST	2000	ST	6	1:01.572		74.073	1:01.825
2	1	Wayne MacCAULAY	Ford Fiesta ST	2000	ST	7	1:01.816	0.244	73.781	1:02.370
3	61	Peter CRUICKSHANK	Ford Fiesta ST	2000	ST	10	1:02.598	1.026	72.859	1:02.677
4	12	Liam ROBERTSON	Ford Fiesta ST	2000	ST	9	1:02.694	1.122	72.748	1:02.993
5	55	Stephen WARD	Ford Fiesta ST	2000	ST	10	1:02.789	1.217	72.638	1:02.853
6	50	Jim DEANS	Ford Fiesta XR2	1600	XR	10	1:03.629	2.057	71.679	1:03.700
7	24	Steven GRAY	Ford Fiesta XR2	1600	XR	9	1:03.656	2.084	71.648	1:03.724
8	57	Alec TOWNLEY	Ford Fiesta XR2	1600	XRN	9	1:04.856	3.284	70.323	1:05.019
9	20	Chris McNEILL	Ford Fiesta XR2	1600	XRN	7	1:07.104	5.532	67.967	1:07.936
10	81	Graeme CUTHBERT	Ford Fiesta XR2	1600	XRN	9	1:07.776	6.204	67.293	1:08.043
11	98	Gordon HASTON	Ford Fiesta XR2	1600	XRN	9	1:08.494	6.922	66.587	1:08.663
12	18	Barry FARQUHARSON	Ford Fiesta XR2	1600	XRN	6	1:10.308	8.736	64.869	1:10.919
13	44	Robert KERR	Ford Fiesta XR2	1600	XRN	8	1:14.456	12.884	61.256	1:14.936

Announcements

Car No.50 - 5 place Grid penalty carried over from 1st May Race Meeting.

Clerk of the Course.

Orbits

Sig : Time :
Chief Timekeeper : Ian Sharp (SMART Timing)

Results available at www.mylaps.com and www.smart-timing.co.uk

Printed: 30/05/2016 18:29:41





SMRC May Race Meeting

Scottish Fiesta Championship

Knockhill 1.267 miles

Qualifying 2

29/05/2016 08:50

Practice (10:00 Time) started at 8:48:25

Lap	Time of Day	Lap Tm	S1	S2	S3	S3Spd	SFSpd	Lap	Time of Day	Lap Tm	S1	S2	S3	S3Spd	SFSpd
(7) Kevin WHYTE															
1	8:49:35.133			25.726	19.209	90.442	81.146								
2	8:50:37.728	1:02.595	20.209	23.576	18.810	92.054	81.839								
3	8:51:39.564	1:01.836	19.857	23.302	18.677	91.677	82.139								
4	8:52:41.389	1:01.825	19.827	23.330	18.668	91.928	81.739								
5	8:53:42.961	1:01.572	19.687	23.275	18.610	92.435	81.739								
6	8:54:59.607	1:16.646	24.148	28.303	24.195	81.938	32.124								
(1) Wayne MacCAULAY															
1	8:49:52.324			27.193	19.806	89.596	80.081								
2	8:50:57.366	1:05.042	21.492	24.493	19.057	88.884	79.890								
3	8:52:00.203	1:02.837	20.645	23.393	18.799	92.181	80.465								
4	8:53:04.069	1:03.866	21.329	23.651	18.886	91.677	80.658								
5	8:54:06.439	1:02.370	20.229	23.201	18.940	91.677	80.368								
6	8:55:08.255	1:01.816	19.931	23.051	18.834	91.928	80.755								
7	8:56:15.452	1:07.197	20.023	23.375	23.799	87.380	31.550								
(61) Peter CRUICKSHANK															
1	8:49:38.663			25.180	19.456	89.596	80.272								
2	8:50:41.418	1:02.755	20.410	23.434	18.911	91.179	80.561								
3	8:51:44.016	1:02.598	20.378	23.301	18.919	91.179	81.146								
4	8:52:47.226	1:03.210	20.537	23.561	19.112	80.853									
5	8:53:50.206	1:02.980	20.649	23.464	18.867	91.179	80.561								
6	8:54:52.883	1:02.677	20.175	23.529	18.973	90.932	80.368								
7	8:55:56.569	1:03.686	20.790	23.951	18.945	90.809	79.985								
8	8:56:59.390	1:02.821	20.233	23.545	19.043	90.686	80.272								
9	8:58:02.498	1:03.108	20.252	23.349	19.507	91.179	79.230								
10	8:59:05.861	1:03.363	20.348	23.791	19.224	89.716	77.941								
(12) Liam ROBERTSON															
1	8:49:56.210			27.914	20.353	87.952	80.658								
2	8:51:04.267	1:08.057	22.792	25.151	20.114	89.836	81.048								
3	8:52:10.578	1:06.311	21.904	24.873	19.534	90.077	81.146								
4	8:53:15.386	1:04.808	21.221	24.085	19.502	91.055	78.397								
5	8:54:21.307	1:05.921	22.895	23.997	19.029	90.320	80.658								
6	8:55:24.001	1:02.694	20.452	23.247	18.995	90.442	80.465								
7	8:56:26.994	1:02.993	20.464	23.541	18.988	90.442	80.176								
8	8:57:30.255	1:03.261	20.706	23.574	18.981	90.442	80.465								
9	8:58:36.586	1:06.331	23.242	24.091	18.998	90.320	80.272								
(55) Stephen WARD															
1	8:49:42.148			27.275	19.568		80.755								
2	8:50:46.541	1:04.393	21.391	24.006	18.996		80.755								
3	8:51:50.008	1:03.467			19.018		79.985								
4	8:52:52.899	1:02.891			18.962		79.795								
5	8:53:55.752	1:02.853	20.599	23.410	18.844		81.540								
6	8:54:58.781	1:03.029	20.405	23.704	18.920		79.985								
7	8:56:03.192	1:04.411			19.192	90.198	79.890								
8	8:57:05.981	1:02.789		23.492	18.874	90.686	80.658								
9	8:58:09.510	1:03.529	20.539	24.002	18.988	89.836	80.658								
10	8:59:12.668	1:03.158	20.401	23.700	19.057	90.932	79.985								
(50) Jim DEANS															
1	8:49:41.877			27.265	20.099	82.747	74.152								
2	8:50:50.323	1:08.446	22.220	24.913	21.313	83.885	76.000								
3	8:51:54.992	1:04.669	21.064	23.891	19.714		75.572								
4	8:52:59.185	1:04.193	20.795	23.776	19.622		75.742								
5	8:54:02.814	1:03.629	20.541	23.608	19.480		75.914								
6	8:55:06.514	1:03.700	20.653	23.584	19.463		75.487								
7	8:56:11.366	1:04.852	20.476	23.643	20.733		76.172								
8	8:57:21.296	1:09.930	20.928	27.285	21.717		76.172								
9	8:58:25.137	1:03.841	20.690	23.627	19.524		75.148								
10	8:59:29.260	1:04.123	20.812	23.637	19.674		75.487								
(24) Steven GRAY															
1	8:49:46.129			26.378	21.142	83.571	74.234								
2	8:50:54.693	1:08.564	23.757	25.038	19.769	83.467	75.402								
3	8:51:59.261	1:04.568	21.122	23.925	19.521	85.487	75.317								
4	8:53:05.868	1:06.607	21.906	25.119	19.582	85.379	76.172								
5	8:54:09.524	1:03.656	20.753	23.369	19.534	86.927	74.481								
6	8:55:16.926	1:07.402	20.902	26.043	20.457	82.951	75.402								
7	8:56:20.650	1:03.724	20.836	23.469	19.419	86.035	75.828								
8	8:57:24.425	1:03.775	20.815	23.513	19.447	85.815	75.828								
(97) Alec TOWNLEY															
1	8:49:56.201					29.868	23.824	71.239	66.246						
2	8:51:15.372	1:19.171	26.460	28.856	23.855	71.467	70.123								
3	8:52:29.390	1:14.018	23.526	29.244	21.248	74.316	73.102								
4	8:53:40.730	1:11.340	23.485	27.807	20.048	83.054	75.233								
5	8:54:45.749	1:05.019	21.242	24.230	19.547	85.054	75.487								
6	8:55:50.925	1:05.176	21.337	23.921	19.918	85.054	74.730								
7	8:57:02.911	1:11.986	22.080	29.471	20.435	81.938	75.914								
8	8:58:07.767	1:04.856	20.894	24.330	19.632	85.162	75.317								
9	8:59:18.505	1:10.738	21.970	28.522	20.246	83.054	72.706								
(20) Chris McNEILL															
1	8:50:01.664					28.799	21.758	80.950	73.907						
2	8:51:12.926	1:11.262	23.310	26.748	21.204	82.849	75.233								
3	8:52:21.475	1:08.549	22.601	25.529	20.419	84.412	75.914								
4	8:53:30.698	1:09.223	22.356	25.247	21.620	82.645	75.572								
5	8:54:38.634	1:07.936	22.272	25.186	20.478	83.675	76.000								
6	8:55:45.738	1:07.104	20.894	24.743	20.379	85.054	75.742								
7	8:57:01.889	1:16.151	22.638	25.180	28.333	76.519	26.275								
(81) Graeme CUTHBERT															
1	8:49:45.580					30.168	21.425	79.700	73.583						
2	8:50:55.656	1:10.076	23.688	26.245	20.143	83.989	74.399								
3	8:52:05.683	1:10.027	22.831	26.694	20.502	82.543	72.236								
4	8:53:14.416	1:08.733	22.517	25.594	20.622	83.467	73.907								
5	8:54:23.791	1:09.375	23.206	25.966	20.203	82.951	73.826								
6	8:55:32.780	1:08.989	22.482	25.948	20.559	83.260	73.102								
7	8:56:41.524	1:08.744	22.278	25.819	20.647	82.139	72.864								
8	8:57:49.567	1:08.043	21.978	25.576	20.489	82.951	73.583								
9	8:58:57.343	1:07.776	22.173	25.391	20.212	82.747	73.989								
(98) Gordon HASTON															
1	8:49:58.780					31.681	22.337	76.607	70.938						
2	8:51:08.551	1:09.771	23.216	25.989	20.566	81.441	72.627								
3	8:52:17.822	1:09.271	22.579	26.055	20.637	82.039	72.392								
4	8:53:27.672	1:09.850	22.650	26.409	20.791	84.412	72.159								
5	8:54:36.636	1:08.964	22.391	26.103	20.470	80.368	71.543								
6	8:55:45.299	1:08.663	22.307	25.910	20.446	81.639	71.620								
7	8:56:53.793	1:08.494	22.329	25.777	20.388	81.146	70.491								
8	8:58:03.401	1:09.608	22.841	25.824	20.943	81.739	71.467								
9	8:59:12.670	1:09.269	22.755	25.948	20.566	81.441	72.004								
(18) Barry FARQUHARSON															
1	8:49:50.594					26.498	20.440	83.467	73.262						
2	8:51:00.902	1:10.308	22.631	26.618	21.059	76.870	73.583								
3	8:52:13.273	1:12.371	23.841	27.320	21.210	72.943	68.338								
4	8:53:32.872	1:19.599	24.180	27.650	27.769	61.007	72.314								
5	8:54:43.791	1:10.919	22.202	27.168	21.549	77.047	68.477								
6	8:56:07.330	1:23.539	29.577	27.184	26.778	76.172	30.476								
(44) Robert KERR															
1	8:49:44.846					29.708	22.581	71.773	68.060						
2	8:51:00.917	1:16.071	25.476	28.725	21.870	76.086	68.338								
3	8:52:16.102	1:15.185	24.521	28.749	21.915	74.316	68.338								
4	8:53:30.558	1:14.456	24.073	28.602	21.781	78.580	69.254								
5	8:54:45.494	1:14.936	24.227	28.811	21.898	77.402	70.343								
6	8:56:10.753	1:25.259	31.581	30.836	22.842	75.914	68.477								
7	8:57:28.288	1:17.535	24.592	29.940	23.003	66.443	66.774								
8	8:58:45.442	1:17.154	25.27												



SMRC May Race Meeting

Scottish Fiesta Championship

Knockhill 1.267 miles

Race 2 - 1st Race

29/05/2016 11:00

Race (12 Laps) started at 10:54:18

POLE POSITION

2
1 Wayne MacCAULAY
1:01.816

1
7 Kevin WHYTE
1:01.572

1

4
12 Liam ROBERTSON
1:02.694

3
61 Peter CRUICKSHANK
1:02.598

2

6
24 Steven GRAY
1:03.656

5
55 Stephen WARD
1:02.789

3

8
20 Chris McNEILL
1:07.104

7
57 Alec TOWNLEY
1:04.856

4

10
98 Gordon HASTON
1:08.494

9
81 Graeme CUTHBERT
1:07.776

5

12
18 Barry FARQUHARSON
1:10.308

11
50 Jim DEANS
1:03.629

6

13
44 Robert KERR
1:14.456

7

Clerk of the Course.

Orbits

Sig : Time :
Chief Timekeeper : Ian Sharp (SMART Timing)

Results available at www.mylaps.com and www.smart-timing.co.uk



Qualifying Results



Bulletin No. _____

SMRC May Race Meeting

Sorted on best lap time

Scottish BMW Compact Cup

Knockhill 1.267 miles

Qualifying 3

29/05/2016 09:05

Practice (10:00 Time) started at 9:02:42

Pos	No.	Name	Make/Model	CC	Class Code	Laps	Best Tm	Diff	Best Speed	2nd Best
1	85	Gary CLARK	BMW Compact	1900	BMWCC	9	1:02.956		72.445	1:03.029
2	14	Lee ELRICK	BMW Compact	1900	BMWCN	9	1:03.031	0.075	72.359	1:03.182
3	23	David McNAUGHTON	BMW Compact	1900	BMWCC	10	1:03.288	0.332	72.065	1:03.313
4	28	Alistair SMITH	BMW Compact	1900	BMWCN	10	1:03.381	0.425	71.959	1:03.586
5	40	Steven GOLDIE	BMW Compact	1900	BMWCN	10	1:03.407	0.451	71.930	1:03.662
6	91	Neil MacINNES	BMW Compact	1900	BMWCN	9	1:03.465	0.509	71.864	1:03.466
7	72	Cliff HARPER	BMW Compact	1900	BMWCC	10	1:03.540	0.584	71.779	1:03.669
8	90	Richard SUTHERLAND	BMW Compact	1900	BMWCN	9	1:03.595	0.639	71.717	1:03.841
9	81	Douglas SIMPSON	BMW Compact	1900	BMWCN	9	1:03.771	0.815	71.519	1:03.819
10	84	Robert MARSHALL	BMW Compact	1900	BMWCN	10	1:03.899	0.943	71.376	1:04.024
11	75	Michael COURTS	BMW Compact	1900	BMWCC	9	1:03.946	0.990	71.323	1:04.096
12	32	Liam GRANT	BMW Compact	1900	BMWCN	9	1:04.134	1.178	71.114	1:04.503
13	77	Ashleigh MORRIS	BMW Compact	1900	BMWCC	9	1:04.355	1.399	70.870	1:04.740
14	53	Andrew MACKIE	BMW Compact	1900	BMWCN	9	1:04.376	1.420	70.847	1:04.496
15	35	Martin BUCHAN	BMW Compact	1900	BMWCN	9	1:04.385	1.429	70.837	1:04.401
16	4	Ray McDOWALL	BMW Compact	1900	BMWCC	9	1:04.445	1.489	70.771	1:04.535
17	99	Philip WEBSTER	BMW Compact	1900	BMWCN	9	1:04.466	1.510	70.748	1:04.569
18	61	Warren DUNBAR	BMW Compact	1900	Guest	9	1:04.554	1.598	70.652	1:04.738
19	6	Phil DRYBURGH	BMW Compact	1900	BMWCC	9	1:04.826	1.870	70.355	1:04.940
20	5	Colin GILLIESPIE	BMW Compact	1900	BMWCN	9	1:04.879	1.923	70.298	1:05.003
21	55	Gordon McSHANNOCK	BMW Compact	1900	BMWCN	8	1:07.379	4.423	67.689	1:07.985

Announcements

10:30 AMENDED GRID - Car No.53 - Moved to back of Grid - Technical Infringement.

Clerk of the Course.

Orbits

Sig : Time :

Chief Timekeeper : Ian Sharp (SMART Timing)

Results available at www.mylaps.com and www.smart-timing.co.uk

Printed: 30/05/2016 18:07:41



Qualifying Results



Bulletin No. _____

SMRC May Race Meeting

Scottish BMW Compact Cup

Knockhill 1.267 miles

Qualifying 3

29/05/2016 09:05

Practice (10:00 Time) started at 9:02:42

Lap	Time of Day	Lap Tm	S1	S2	S3	S3Spd	SFSpd
(85) Gary CLARK							
1	9:04:28.043			31.562	23.954	55.461	78.032
2	9:05:31.611	1:03.568	20.534	23.542	19.492		78.672
3	9:06:34.843	1:03.232	20.376	23.445	19.411		78.765
4	9:07:40.729	1:05.886	20.321	23.397	22.168	89.358	79.043
5	9:08:43.758	1:03.029	20.252	23.322	19.455	90.320	79.230
6	9:09:53.371	1:09.613	21.541	28.362	19.710	83.885	78.765
7	9:10:56.327	1:02.956	20.343	23.386	19.227	93.726	79.606
8	9:12:02.229	1:05.902	20.196	24.224	21.482	78.765	79.136
9	9:13:05.356	1:03.127	20.399	23.428	19.300	90.198	79.417

Lap	Time of Day	Lap Tm	S1	S2	S3	S3Spd	SFSpd
(14) Lee ELRICK							
1	9:04:08.624			32.757	21.122	63.549	78.123
2	9:05:12.840	1:04.216	20.974	23.798	19.444	90.564	79.043
3	9:06:16.273	1:03.433	20.455	23.559	19.419	91.303	79.136
4	9:07:19.304	1:03.031	20.315	23.448	19.268	91.802	79.700
5	9:08:23.050	1:03.746	20.234	23.575	19.937	91.677	79.136
6	9:09:31.081	1:08.031	23.889	24.609	19.533	91.055	79.511
7	9:10:34.660	1:03.579	20.442	23.516	19.621	91.303	80.081
8	9:11:37.842	1:03.182	20.245	23.426	19.511	91.179	80.272
9	9:12:43.947	1:06.105	20.554	24.095	21.456	71.164	79.985

Lap	Time of Day	Lap Tm	S1	S2	S3	S3Spd	SFSpd
(23) David McNAUGHTON							
1	9:04:03.623			30.890	20.296	81.244	77.851
2	9:05:08.153	1:04.530	20.763	23.691	20.076	89.836	79.136
3	9:06:11.820	1:03.667	20.431	23.742	19.494	90.198	78.672
4	9:07:15.597	1:03.777	20.374	23.765	19.638	90.442	78.580
5	9:08:18.885	1:03.288	20.328	23.636	19.324	90.686	78.672
6	9:09:22.198	1:03.313	20.457	23.571	19.285	90.077	78.765
7	9:10:26.748	1:04.550	21.015	23.933	19.602	90.077	77.671
8	9:11:32.186	1:05.438	21.878	23.712	19.848	91.055	78.857
9	9:12:36.020	1:03.834	20.485	23.760	19.589	90.077	79.136
10	9:13:42.026	1:06.006	20.494	23.961	21.551	90.077	35.376

Lap	Time of Day	Lap Tm	S1	S2	S3	S3Spd	SFSpd
(28) Alistair SMITH							
1	9:03:58.777			28.938	20.993	79.043	77.851
2	9:05:03.227	1:04.450	20.959	23.836	19.655	89.950	78.950
3	9:06:06.889	1:03.662	20.668	23.671	19.323	90.686	79.043
4	9:07:10.492	1:03.603	20.628	23.508	19.467	92.054	78.580
5	9:08:13.873	1:03.381	20.489	23.595	19.297	90.686	79.230
6	9:09:18.741	1:04.868	20.650	24.505	19.713	90.320	79.230
7	9:10:22.327	1:03.586	20.416	23.831	19.339	92.300	79.230
8	9:11:26.114	1:03.787	20.378	23.567	19.842	79.511	79.511
9	9:12:29.789	1:03.675	20.507	23.650	19.518	91.179	79.417
10	9:13:33.434	1:03.645	20.341	23.844	19.460		79.511

Lap	Time of Day	Lap Tm	S1	S2	S3	S3Spd	SFSpd
(40) Steven GOLDIE							
1	9:04:06.035			31.100	21.217	78.123	78.672
2	9:05:10.813	1:04.778	20.905	24.129	19.744	91.427	79.323
3	9:06:14.869	1:04.056	20.615	23.782	19.659	91.928	79.795
4	9:07:18.667	1:03.798	20.677	23.587	19.534	92.435	79.890
5	9:08:22.571	1:03.904	20.569	23.670	19.665	92.690	80.176
6	9:09:26.233	1:03.662	20.516	23.511	19.635	92.818	79.136
7	9:10:29.640	1:03.407	20.485	23.555	19.367	91.928	80.081
8	9:11:33.360	1:03.720	20.482	23.770	19.468	91.303	80.081
9	9:12:37.475	1:04.115	20.376	23.826	19.913	91.427	80.081
10	9:13:41.238	1:03.763	20.283	23.917	19.563	91.677	79.890

Lap	Time of Day	Lap Tm	S1	S2	S3	S3Spd	SFSpd
(91) Neil MacINNES							
1	9:04:31.171			31.510	24.281	58.712	79.606
2	9:05:35.883	1:04.712	20.493	23.851	20.368	91.677	79.136
3	9:06:40.055	1:04.172	20.522	23.906	19.744	91.179	79.890
4	9:07:43.520	1:03.465	20.291	23.611	19.563	90.932	80.081
5	9:08:46.986	1:03.466	20.289	23.607	19.570	91.055	80.176
6	9:09:50.984	1:03.998	20.398	23.809	19.791	90.932	79.795
7	9:10:54.612	1:03.628	20.359	23.666	19.603	91.303	80.176
8	9:11:58.205	1:03.593	20.358	23.723	19.512	90.932	79.985
9	9:13:01.764	1:03.559	20.261	23.717	19.581	91.552	80.176

Lap	Time of Day	Lap Tm	S1	S2	S3	S3Spd	SFSpd
(72) Cliff HARPER							
1	9:04:05.023			30.683	20.237	84.095	78.672
2	9:05:09.436	1:04.413	21.186	23.809	19.418	91.427	78.950
3	9:06:13.444	1:04.008	20.522	23.809	19.677	91.552	78.672

Lap	Time of Day	Lap Tm	S1	S2	S3	S3Spd	SFSpd
4	9:07:17.311						
5	9:08:21.116	1:03.867	20.600	23.803	19.464	90.932	79.323
6	9:09:24.785	1:03.669	20.413	23.893	19.499	91.427	79.323
7	9:10:28.520	1:03.735	20.466	23.730	19.473	91.303	79.323
8	9:11:34.024	1:05.504	20.514	23.746	19.475	91.677	79.323
9	9:12:39.325	1:05.301	20.596	23.734	21.174	91.677	60.786
10	9:13:42.865	1:03.540	21.980	23.777	19.544	90.932	79.511
			20.382	23.708	19.450	91.427	79.417

Lap	Time of Day	Lap Tm	S1	S2	S3	S3Spd	SFSpd
(90) Richard SUTHERLAND							
1	9:04:15.832			31.281	24.694	61.174	77.135
2	9:05:21.338	1:05.506	21.525	24.385	19.596	88.649	78.488
3	9:06:26.249	1:04.911	21.179	23.975	19.757	89.957	78.305
4	9:07:30.359	1:04.110	20.702	23.957	19.451	89.957	78.672
5	9:08:34.583	1:04.224	20.759	24.115	19.350	89.477	79.511
6	9:09:38.717	1:04.134	20.701	23.922	19.511	89.836	79.795
7	9:10:42.558	1:03.841	20.564	23.715	19.562	90.198	79.230
8	9:11:46.153	1:03.595	20.649	23.760	19.186	90.809	79.606
9	9:12:56.784	1:10.631	21.066	27.158	22.407	81.540	39.898

Lap	Time of Day	Lap Tm	S1	S2	S3	S3Spd	SFSpd
(81) Douglas SIMPSON							
1	9:04:37.702			34.371	22.636	68.828	77.671
2	9:05:44.819	1:07.117	22.144	24.977	19.996	87.722	78.580
3	9:06:49.687	1:04.868	21.128	24.124	19.616	88.884	78.765
4	9:07:53.679	1:03.992	20.644	23.771	19.577	89.596	78.857
5	9:08:57.498	1:03.819	20.588	23.760	19.471	89.836	79.323
6	9:10:01.421	1:03.923	20.559	23.699	19.665	90.198	79.323
7	9:11:05.361	1:03.940	20.541	23.822	19.577	90.077	79.417
8	9:12:09.132	1:03.771	20.455	23.710	19.606	89.957	79.511
9	9:13:13.307	1:04.175	20.397	23.790	19.988	90.442	77.402

Lap	Time of Day	Lap Tm	S1	S2	S3	S3Spd	SFSpd
(84) Robert MARSHALL							
1	9:04:04.709			31.114	20.577	78.580	77.402
2	9:05:09.907	1:05.198	20.863	23.860	20.475		77.851
3	9:06:14.087	1:04.180	20.740	23.720	19.720		78.488
4	9:07:18.178	1:04.091	20.637	23.796	19.658	90.686	78.672
5	9:08:22.254	1:04.076	20.477	23.817	19.782		78.580
6	9:09:26.307	1:04.053	20.406	23.701	19.946		79.043
7	9:10:33.463	1:07.156	20.747	25.676	20.733	77.761	78.950
8	9:11:37.362	1:03.899	20.589	23.663	19.647	89.596	78.305
9	9:12:41.386	1:04.024	20.668	23.682	19.674		78.950
10	9:13:45.437	1:04.051	20.469	23.924	19.658	91.179	79.136



SMRC May Race Meeting

Scottish BMW Compact Cup

Knockhill 1.267 miles

Qualifying 3

29/05/2016 09:05

Practice (10:00 Time) started at 9:02:42

Lap	Time of Day	Lap Tm	S1	S2	S3	S3Spd	SFSpd
(53) Andrew MACKIE							
1	9:04:10.328			31.149	21.158	80.176	77.402
2	9:05:16.018	1:05.690	21.462	24.274	19.954	88.416	78.123
3	9:06:20.937	1:04.919	20.897	24.158	19.864	89.957	78.305
4	9:07:25.724	1:04.787	20.801	24.014	19.972	89.836	78.305
5	9:08:30.220	1:04.496	20.725	23.985	19.786		78.580
6	9:09:34.750	1:04.530	20.616	24.120	19.794	90.198	78.397
7	9:10:39.126	1:04.376	20.601	23.917	19.858	89.716	78.580
8	9:11:44.065	1:04.939	20.888	24.235	19.816	89.120	78.672
9	9:12:48.798	1:04.733	20.993	23.957	19.783	89.239	78.950

Lap	Time of Day	Lap Tm	S1	S2	S3	S3Spd	SFSpd
7	9:11:12.929	1:05.003	20.847	24.160	19.996	90.198	79.323
8	9:12:18.769	1:05.840	21.266	24.587	19.987	89.836	79.511
9	9:13:23.828	1:05.059	20.897	24.106	20.056	90.564	77.581
(55) Gordon McSHANNOCK							
1	9:04:46.450			32.294	24.509	48.244	75.317
2	9:05:56.733	1:10.283	23.358	26.013	20.912	85.054	76.782
3	9:07:05.010	1:08.277	22.168	25.629	20.480	86.590	77.224
4	9:08:12.389	1:07.379	21.980	25.123	20.276	87.380	77.581
5	9:09:20.450	1:08.061	21.876	25.584	20.601	87.722	78.032
6	9:10:30.392	1:09.942	22.852	25.527	21.563	87.608	77.581
7	9:11:38.377	1:07.985	21.798	25.319	20.868	86.368	77.491
8	9:12:46.480	1:08.103	21.779	25.503	20.821	88.068	77.402

Lap	Time of Day	Lap Tm	S1	S2	S3	S3Spd	SFSpd
(35) Martin BUCHAN							
1	9:04:13.322			32.383	23.458		77.402
2	9:05:18.427	1:05.105	20.994	24.202		88.068	77.671
3	9:06:23.270	1:04.843	20.842	24.089	19.912	88.068	77.941
4	9:07:27.861	1:04.591	20.684	24.008	19.899	89.002	78.032
5	9:08:32.262	1:04.401	20.653	23.940	19.808		78.123
6	9:09:36.647	1:04.385	20.587	24.063	19.735		78.305
7	9:10:41.213	1:04.566	20.582	24.038	19.946	90.198	78.397
8	9:11:45.786	1:04.573	20.666	24.092	19.815		78.765
9	9:12:50.591	1:04.805	20.662	24.123	20.020		78.672

Lap	Time of Day	Lap Tm	S1	S2	S3	S3Spd	SFSpd
(4) Ray McDOWALL							
1	9:04:56.923			28.837	22.585	64.838	76.519
2	9:06:04.760	1:07.837	22.185	24.646	21.006	89.120	78.214
3	9:07:10.787	1:06.027	21.378	24.530	20.119	89.239	79.136
4	9:08:16.094	1:05.307	20.820	24.296	20.191	89.596	78.765
5	9:09:21.031	1:04.937	20.890	24.000	20.047	90.442	79.043
6	9:10:26.701	1:05.670	21.482	24.168	20.020	90.198	78.950
7	9:11:32.469	1:05.768	21.142	24.027	20.599	90.077	79.230
8	9:12:36.914	1:04.445	20.698	23.983	19.764	90.442	79.417
9	9:13:41.449	1:04.535	20.527	24.047	19.961	90.077	79.511

Lap	Time of Day	Lap Tm	S1	S2	S3	S3Spd	SFSpd
(99) Philip WEBSTER							
1	9:04:18.189			31.910	24.670	59.651	78.032
2	9:05:26.508	1:08.319	22.443	25.619	20.257	88.299	79.511
3	9:06:32.568	1:06.060	21.303	24.885	19.872	89.358	80.272
4	9:07:37.658	1:05.090	20.951	24.275	19.864	90.320	79.700
5	9:08:42.331	1:04.673	20.828	24.198	19.647	90.077	79.985
6	9:09:46.914	1:04.583	20.799	24.267	19.517	89.716	79.890
7	9:10:51.483	1:04.569	20.700	24.298	19.571	90.320	80.081
8	9:11:55.949	1:04.466	20.778	24.119	19.569	90.564	80.465
9	9:13:01.963	1:06.014	20.634	24.337	21.043	90.198	39.709

Lap	Time of Day	Lap Tm	S1	S2	S3	S3Spd	SFSpd
(61) Warren DUNBAR							
1	9:04:16.497			31.912	23.900	58.203	77.851
2	9:05:23.303	1:06.806	21.755	24.640	20.411	86.035	78.857
3	9:06:28.589	1:05.286	21.113	24.478	19.695	89.477	78.672
4	9:07:33.552	1:04.963	21.079	24.141	19.743	90.320	78.765
5	9:08:38.443	1:04.891	20.967	24.171	19.753	89.957	78.672
6	9:09:43.456	1:05.013	20.880	24.245	19.888	89.957	79.323
7	9:10:48.194	1:04.738	20.949	24.036	19.753	90.198	79.323
8	9:11:53.000	1:04.806	21.093	24.061	19.652	90.320	79.043
9	9:12:57.554	1:04.554	20.888	24.191	19.475	90.198	79.417

Lap	Time of Day	Lap Tm	S1	S2	S3	S3Spd	SFSpd
(6) Phil DRYBURGH							
1	9:04:35.907			32.868	26.762	61.118	78.580
2	9:05:43.907	1:08.000	22.513	24.568	20.919	88.183	78.488
3	9:06:51.241	1:07.334	22.444	24.404	20.486	88.532	78.857
4	9:07:56.717	1:05.476	21.471	24.211	19.794	89.239	79.043
5	9:09:02.533	1:05.816	21.413	24.260	20.143	89.358	79.511
6	9:10:07.359	1:04.826	21.035	24.086	19.705	89.596	79.417
7	9:11:13.895	1:06.536	20.850	24.133	21.553	87.040	77.402
8	9:12:23.437	1:09.542	21.659	25.024	22.859	71.391	80.081
9	9:13:28.377	1:04.940	20.841	24.152	19.947	89.239	79.700

Lap	Time of Day	Lap Tm	S1	S2	S3	S3Spd	SFSpd
(5) Colin GILLIESPIE							
1	9:04:37.144			33.253	26.828	59.704	77.851
2	9:05:45.751	1:08.607	22.479	25.662	20.466	87.040	78.950
3	9:06:51.761	1:06.010	21.416	24.190	20.404	89.477	79.417
4	9:07:57.701	1:05.940	21.458	24.698	19.784	90.932	79.136
5	9:09:03.047	1:05.346	21.160	24.335	19.851	90.198	79.511
6	9:10:07.926	1:04.879	21.094	24.091	19.694	89.596	79.511

Clerk of the Course.

Sig : Time :
Chief Timekeeper : Ian Sharp (SMART Timing)

Results available at www.mylaps.com and www.smart-timing.co.uk

Orbits





SMRC May Race Meeting

Scottish BMW Compact Cup

Knockhill 1.267 miles

Race 3 - 1st Race - AMENDED GRID

29/05/2016 11:25

Race (12 Laps) started at 11:18:46

POLE POSITION

2 14 Lee ELRICK 1:03.031
4 28 Alistair SMITH 1:03.381
6 91 Neil MacINNES 1:03.465
8 90 Richard SUTHERLAND 1:03.595
10 84 Robert MARSHALL 1:03.899
12 32 Liam GRANT 1:04.134
14 35 Martin BUCHAN 1:04.385
16 99 Philip WEBSTER 1:04.466
18 6 Phil DRYBURGH 1:04.826
20 55 Gordon McSHANNOCK 1:07.379

1 85 Gary CLARK 1:02.956
3 23 David McNAUGHTON 1:03.288
5 40 Steven GOLDIE 1:03.407
7 72 Cliff HARPER 1:03.540
9 81 Douglas SIMPSON 1:03.771
11 75 Michael COURTS 1:03.946
13 77 Ashleigh MORRIS 1:04.355
15 4 Ray McDOWALL 1:04.445
17 61 Warren DUNBAR 1:04.554
19 5 Colin GILLIESPIE 1:04.879

1
2
3
4
5
6
7
8
9
10

Clerk of the Course.

Orbits

Sig : Time :
Chief Timekeeper : Ian Sharp (SMART Timing)


Results available at www.mylaps.com and www.smart-timing.co.uk





SMRC May Race Meeting

Scottish BMW Compact Cup	Knockhill 1.267 miles
Race 3 - 1st Race - AMENDED GRID	29/05/2016 11:25
Race (12 Laps) started at 11:18:46	



21
53 Andrew MACKIE 1:04.376

11

Car No.53 - Moved to Back of Grid



Qualifying Results



Bulletin No. _____

SMRC May Race Meeting

Sorted on best lap time

Scottish Legends Championship

Knockhill 1.267 miles

Familiarisation - Q4

29/05/2016 09:25

Practice (6 Laps) started at 9:16:43

Pos	No.	Name	Make/Model	CC	Class Code	Laps	Best Tm	Diff	Best Speed	2nd Best
1	1	John PATERSON	Ford Coupe	1250	L	6	59.907		76.132	1:00.028
2	37	Ivor GREENWOOD	Ford Coupe	1250	L	6	1:00.013	0.106	75.998	1:00.485
3	46	Ross McCULLOCH	Ford Coupe	1250	L R	6	1:00.264	0.357	75.681	1:00.358
4	71	Ryan McLEISH	Ford Coupe	1250	L R	6	1:00.542	0.635	75.333	1:00.701
5	7	Steven McGILL	Ford Coupe	1250	LT	6	1:00.588	0.681	75.276	1:00.855
6	52	Stewart BLACK	Ford Coupe	1250	L	6	1:01.356	1.449	74.334	1:01.434
7	88	Jeff PRITCHARD	Ford Coupe	1200	L	6	1:02.855	2.948	72.561	1:03.628
8	4	Colin MCNEILL	Ford Coupe	1250	L R	6	1:05.241	5.334	69.908	1:05.997
9	17	Billy WAIT	37 Ford	1250	L	5	1:13.143	13.236	62.355	1:16.435

Clerk of the Course.

Orbits

Sig : Time :
Chief Timekeeper : Ian Sharp (SMART Timing)
Results available at www.mylaps.com and www.smart-timing.co.uk



Printed: 30/05/2016 18:36:17



SMRC May Race Meeting

Scottish Legends Championship

Knockhill 1.267 miles

Familiarisation - Q4

29/05/2016 09:25

Practice (6 Laps) started at 9:16:43

Lap	Time of Day	Lap Tm	S1	S2	S3	S3Spd	SFSpd	Lap	Time of Day	Lap Tm	S1	S2	S3	S3Spd	SFSpd
(1) John PATERSON															
1	9:17:47.864			22.977	18.238	97.824	88.767								
2	9:18:48.382	1:00.518	19.665	22.594	18.259	98.688	89.002								
3	9:19:48.473	1:00.091	19.643	22.359	18.089	99.419	89.716								
4	9:20:48.501	1:00.028	19.400	22.468	18.160	98.111	89.477								
5	9:21:48.408	59.907	19.479	22.344	18.084	98.979	89.358								
6	9:22:52.392	1:03.984	19.492	22.577	21.915	97.117	39.615								
(37) Ivor GREENWOOD															
1	9:17:52.264			23.584	18.709	100.611	89.957								
2	9:18:53.106	1:00.842	20.054	22.894	17.894	101.218	92.181								
3	9:19:53.591	1:00.485	19.713	22.881	17.891	100.914	91.802								
4	9:20:54.669	1:01.078	19.881	22.797	18.400	100.460	90.564								
5	9:21:54.682	1:00.013	19.525	22.677	17.811	101.066	93.076								
6	9:23:24.581	1:29.899	19.633	30.731	39.535	39.406	27.147								
(46) Ross McCULLOCH															
1	9:17:52.471			24.033	18.977	97.824	90.077								
2	9:18:55.012	1:02.541	20.356	23.569	18.616	99.272	89.477								
3	9:19:56.206	1:01.194	19.985	22.908	18.301	98.833	89.120								
4	9:20:56.564	1:00.358	19.589	22.708	18.061	98.979	89.836								
5	9:21:56.828	1:00.264	19.548	22.656	18.060	98.833	89.716								
6	9:23:04.817	1:07.989	19.577	24.801	23.611	88.416	35.867								
(71) Ryan McLEISH															
1	9:17:54.915			23.293	18.394	98.111	88.068								
2	9:18:55.994	1:01.079	19.904	22.906	18.269	98.979	87.952								
3	9:19:56.536	1:00.542	19.680	22.620	18.242	100.011	89.358								
4	9:20:57.264	1:00.728	19.987	22.486	18.255	99.714	88.884								
5	9:21:57.965	1:00.701	19.575	22.601	18.525	99.863	85.162								
6	9:23:01.539	1:03.574	19.701	24.463	19.410	91.427	87.266								
(7) Steven MCGILL															
1	9:17:48.854			23.465	18.438	98.833	89.239								
2	9:18:52.148	1:03.294	20.278	24.609	18.407	98.398	89.120								
3	9:19:53.003	1:00.855	19.759	23.062	18.034	98.111	89.239								
4	9:20:53.591	1:00.588	19.904	22.648	18.036	98.398	87.837								
5	9:21:54.541	1:00.950	19.715	22.986	18.249	96.419	88.068								
6	9:22:56.381	1:01.840	20.178	23.413	18.249	96.419	82.747								
(52) Stewart BLACK															
1	9:18:01.529			24.159	19.681	94.385	89.239								
2	9:19:03.303	1:01.774	20.348	23.038	18.388	97.824	88.884								
3	9:20:04.870	1:01.567	20.173	23.194	18.200	96.697	89.002								
4	9:21:06.226	1:01.356	20.087	22.947	18.322	97.682	88.068								
5	9:22:07.660	1:01.434	20.007	22.850	18.577	97.540	85.925								
6	9:23:26.813	1:19.153	23.395	28.630	27.128	72.081	60.621								
(88) Jeff PRITCHARD															
1	9:18:01.428			25.208	19.718	97.399	88.649								
2	9:19:05.738	1:04.310	21.077	24.377	18.856	95.595	88.299								
3	9:20:09.498	1:03.760	21.204	23.896	18.660	96.697	87.837								
4	9:21:12.353	1:02.855	20.553	23.776	18.526	95.595	87.952								
5	9:22:15.981	1:03.628	20.727	23.930	18.971	95.459	85.054								
6	9:23:39.646	1:23.665	21.641	24.646	37.378	75.914	22.148								
(4) Colin MCNEILL															
1	9:18:01.377			26.544	20.408	94.120	86.257								
2	9:19:07.851	1:06.474	22.577	24.568	19.329	95.188	85.270								
3	9:20:15.569	1:07.718	21.637	25.201	20.880	94.120	86.257								
4	9:21:22.174	1:06.605	22.204	24.832	19.569	95.323	86.257								
5	9:22:27.415	1:05.241	21.462	24.584	19.195	95.188	86.927								
6	9:23:33.412	1:05.997	21.746	24.645	19.606	95.459	84.625								
(17) Billy WAIT															
1	9:18:30.128			42.284	27.942	50.878	50.994								
2	9:19:53.841	1:23.713	29.857	29.322	24.534	66.641	57.504								
3	9:21:10.276	1:16.435	25.731	27.422	23.282	62.079	67.513								
4	9:22:23.419	1:13.143	23.994	26.579	22.570	74.981	67.991								
5	9:23:42.878	1:19.459	23.266	25.149	31.044	85.706	20.385								

Clerk of the Course.

Sig : _____ Time : _____
 Chief Timekeeper : Ian Sharp (SMART Timing)

Results available at www.mylaps.com and www.smart-timing.co.uk

Orbits



SMRC May Race Meeting

Sorted on best lap time

Celtic Speed Mini Cooper Cup

Knockhill 1.267 miles

Qualifying 5

29/05/2016 09:40

Practice (10:00 Time) started at 9:30:01

Pos	No.	Name	Make/Model	CC	Class Code	Laps	Best Tm	Diff	Best Speed	2nd Best
1	61	Malcolm McNAB	Mini Cooper	1600	SM	10	1:02.551		72.914	1:02.587
2	11	Morgan MURRAY	Mini Cooper	1600	SM	10	1:02.795	0.244	72.631	1:02.884
3	23	Ian MUNRO	Mini Cooper	1600	SM	10	1:02.830	0.279	72.590	1:02.883
4	87	Paul BELL	Mini Cooper	1600	SM	10	1:02.851	0.300	72.566	1:02.931
5	91	Robbie DALGLEISH	Mini Cooper	1600	SMN	10	1:02.909	0.358	72.499	1:02.975
6	8	Hannah CHAPMAN	Mini Cooper	1600	SM L	10	1:02.963	0.412	72.437	1:02.983
7	3	Jock BORTHWICK	Mini Cooper	1600	SM	9	1:03.029	0.478	72.361	1:03.222
8	33	Dylan O'DONNELL	Mini Cooper	1600	SMN	9	1:03.047	0.496	72.340	1:03.241
9	5	Des WHEATLEY	Mini Cooper	1600	SM	8	1:03.062	0.511	72.323	1:03.229
10	98	Brandon WALSH	Mini Cooper	1600	SMN	10	1:03.105	0.554	72.274	1:03.284
11	26	William BLAKE	Mini Cooper	1600	SM	10	1:03.153	0.602	72.219	1:03.399
12	99	Jade EDWARDS	Mini Cooper	1600	Guest	10	1:03.210	0.659	72.154	1:03.477
13	51	Chris MILFORD	Mini Cooper	1600	SM	9	1:03.382	0.831	71.958	1:03.401
14	24	John DUNCAN	Mini Cooper	1600	SMN	9	1:03.390	0.839	71.949	1:03.498
15	47	Reis ROBERTSON	Mini Cooper	1600	SMN	10	1:03.528	0.977	71.793	1:03.566
16	30	Callum DRYBURGH	Mini Cooper	1600	SM	10	1:03.528	0.977	71.793	1:03.606
17	4	Dominic WHEATLEY	Mini Cooper	1600	SMN	8	1:03.550	0.999	71.768	1:03.670
18	6	Daniel DREELAN	Mini Cooper	1600	SM	10	1:03.679	1.128	71.622	1:03.709
19	7	Jonny DREELAN	Mini Cooper	1600	SMN	9	1:03.753	1.202	71.539	1:04.086
20	67	Mark GERAGHTY	Mini Cooper	1600	SMN	5	1:04.082	1.531	71.172	1:19.439
21	12	Allan PATERSON	Mini Cooper	1600	SMN	9	1:04.095	1.544	71.158	1:04.288
22	10	Neal ROBERTSON	Mini Cooper	1600	SMN	7	1:04.980	2.429	70.188	1:05.185
23	50	Andrew BELL	Mini Cooper	1600	SMN	9	1:05.264	2.713	69.883	1:05.498
24	9	Martin MCGEOUGH	Mini Cooper	1600	SMN	9	1:05.295	2.744	69.850	1:05.340
25	96	Taelor SHAND	Mini Cooper	1600	SMN L	9	1:05.606	3.055	69.519	1:05.957
26	52	Simon HOLDERNESS	Mini Cooper	1600	SMN	9	1:05.939	3.388	69.168	1:06.179

Announcements

Car No.91 - Selected laptimes disallowed - Exceeding track limits.

Clerk of the Course.

Orbits

Sig : Time :

Chief Timekeeper : Ian Sharp (SMART Timing)

 Results available at www.mylaps.com and www.smart-timing.co.uk

Printed: 30/05/2016 18:07:13



SMRC May Race Meeting

Celtic Speed Mini Cooper Cup

Knockhill 1.267 miles

Qualifying 5

29/05/2016 09:40

Practice (10:00 Time) started at 9:30:01

Lap	Time of Day	Lap Tm	S1	S2	S3	S3Spd	SFSpd	Lap	Time of Day	Lap Tm	S1	S2	S3	S3Spd	SFSpd
(61) Malcolm McNAB															
1	9:31:15.345			24.612	19.704	85.925	75.402	1	9:32:14.970			36.458	22.560	48.523	75.064
2	9:32:18.652	1:03.307	20.603	23.385	19.319	88.068	76.782	2	9:33:18.824	1:03.854	20.820	23.746	19.288	86.257	75.572
3	9:33:22.627	1:03.975	20.342	23.646	19.987	84.625	77.047	3	9:34:22.121	1:03.297	20.503	23.492	19.302	86.257	75.657
4	9:34:25.214	1:02.587	20.204	23.228	19.155	87.837	77.313	4	9:35:28.363	1:06.242	20.609	25.847	19.786	85.487	76.345
5	9:35:29.468	1:04.254	20.008	23.639	20.607	82.951	76.345	5	9:36:32.311	1:03.948	20.484	23.615	19.849	87.722	77.313
6	9:36:33.214	1:03.746	20.684	23.703	19.359	87.380	77.224	6	9:37:36.475	1:04.164	20.507	23.737	19.920	84.732	76.607
7	9:37:37.950	1:04.736	21.323	23.608	19.805	82.645	77.313	7	9:38:39.504	1:03.029	20.310	23.387	19.332	87.153	76.870
8	9:38:40.501	1:02.551	20.147	23.166	19.238	87.952	77.491	8	9:39:42.726	1:03.222	20.348	23.558	19.316	87.494	76.694
9	9:39:44.781	1:04.280	21.273	23.664	19.343	86.479	76.782	9	9:40:46.007	1:03.281	20.301	23.640	19.340	86.927	76.519
10	9:40:47.563	1:02.782	20.212	23.301	19.269	87.837	76.870	(33) Dylan O'DONNELL							
(11) Morgan MURRAY															
1	9:31:14.073			26.479	19.838	83.467	76.000	1	9:31:42.886			25.898	21.163	77.491	74.647
2	9:32:17.394	1:03.321	20.566	23.432	19.323	86.927	77.135	2	9:32:49.982	1:07.096	21.282	26.323	19.491	85.054	76.432
3	9:33:20.816	1:03.422	20.626	23.431	19.365	87.040	77.402	3	9:33:55.099	1:05.117	20.374	23.827	20.916	87.266	76.694
4	9:34:23.611	1:02.795	20.230	23.262	19.303	87.837	77.761	4	9:34:58.340	1:03.241	20.375	23.609	19.257	87.837	77.313
5	9:35:26.717	1:03.106	20.365	23.442	19.299	87.722	77.224	5	9:36:01.387	1:03.047	20.252	23.565	19.230	88.299	77.313
6	9:36:30.745	1:04.028	20.813	23.939	19.276	87.952	77.313	6	9:37:06.757	1:05.370	20.943	25.041	19.386	87.040	76.870
7	9:37:33.921	1:03.176	20.322	23.598	19.256	87.153	77.047	7	9:38:10.403	1:03.646	20.377	23.826	19.443	87.608	77.135
8	9:38:37.608	1:03.687	20.996	23.409	19.282	87.608	77.047	8	9:39:13.797	1:03.394	20.402	23.667	19.325	87.608	77.135
9	9:39:40.492	1:02.884	20.287	23.317	19.280	87.952	77.671	9	9:40:20.169	1:06.372	20.296	26.247	19.829	84.839	77.671
10	9:40:43.500	1:03.008	20.289	23.469	19.250	87.608	77.671	(5) Des WHEATLEY							
(23) Ian MUNRO															
1	9:31:14.291			27.016	20.200	81.048	75.742	1	9:33:07.537			26.331	19.867	83.467	74.564
2	9:32:17.964	1:03.673	20.705	23.560	19.408	87.837	77.224	2	9:34:11.866	1:04.329	20.965	23.913	19.451	86.035	75.233
3	9:33:21.091	1:03.127	20.460	23.336	19.331	88.532	77.047	3	9:35:16.581	1:04.715	21.237	23.921	19.557	85.596	75.064
4	9:34:24.253	1:03.162	20.547	23.364	19.251	88.183	77.224	4	9:36:32.574	1:15.993	22.470	32.320	21.203	64.651	75.828
5	9:35:27.136	1:02.883	20.210	23.342	19.331	87.722	76.870	5	9:37:36.811	1:04.237	20.715	23.716	19.806	87.266	75.828
6	9:36:31.589	1:04.453	20.652	24.203	19.598	88.767	76.694	6	9:38:40.105	1:03.294	20.434	23.524	19.336	87.040	76.086
7	9:37:35.772	1:04.183	20.203	24.485	19.495	84.625	76.607	7	9:39:43.167	1:03.062	20.306	23.497	19.259	87.380	76.086
8	9:38:38.602	1:02.830	20.279	23.315	19.236	87.608	76.870	8	9:40:46.396	1:03.229	20.500	23.469	19.260	87.494	76.086
9	9:39:41.544	1:02.942	20.263	23.403	19.276	87.153	76.694	(98) Brandon WALSH							
10	9:40:44.804	1:03.260	20.212	23.680	19.368	86.927	76.607	1	9:31:23.467			25.549	21.747	73.664	76.519
(87) Paul BELL															
1	9:31:14.638			25.929	19.862	83.054	76.172	2	9:32:27.739	1:04.272	20.962	23.686	19.624	87.952	77.402
2	9:32:18.311	1:03.673	20.786	23.388	19.499	87.608	77.135	3	9:33:33.611	1:05.872	20.496	23.612	21.764	87.837	66.312
3	9:33:21.543	1:03.232	20.490	23.381	19.361	87.722	76.694	4	9:34:40.031	1:06.420	22.206	23.970	20.244	86.814	76.782
4	9:34:24.640	1:03.097	20.326	23.384	19.387	88.416	77.047	5	9:35:43.468	1:03.437	20.444	23.650	19.343	87.380	76.345
5	9:35:27.993	1:03.353	20.089	23.931	19.333	86.814	76.519	6	9:36:46.752	1:03.284	20.259	23.576	19.449	86.927	77.047
6	9:36:31.968	1:03.975	20.254	23.906	19.815	88.649	77.581	7	9:37:50.420	1:03.668	20.587	23.717	19.364	87.153	77.135
7	9:37:36.086	1:04.118	20.299	24.152	19.667	85.596	77.224	8	9:38:53.525	1:03.105	20.268	23.552	19.285	87.494	77.047
8	9:38:38.937	1:02.851	20.278	23.303	19.270	88.532	77.224	9	9:40:01.240	1:07.715	23.287	24.586	19.842	86.590	74.564
9	9:39:42.387	1:02.942	20.301	23.778	19.371	87.266	77.224	10	9:41:05.185	1:03.945	20.576	23.764	19.605	87.040	76.519
10	9:40:45.318	1:02.931	20.092	23.629	19.210	87.380	77.047	(26) William BLAKE							
(91) Robbie DALGLEISH															
1	9:31:24.733			25.286	20.096	85.379	75.742	1	9:31:24.174			25.321	20.277	82.747	75.742
2	9:32:28.701	1:03.968	20.777	23.271	19.920	88.299	76.694	2	9:32:28.266	1:04.092	20.765	23.522	19.805	87.608	76.694
3	9:33:35.873	1:07.172	21.132	26.269	19.771	82.849	76.172	3	9:33:32.145	1:03.879	20.536	23.400	19.943	87.952	75.402
4	9:34:39.816	1:03.943	20.557	23.676	19.710	87.722	75.487	4	9:34:35.298	1:03.153	20.410	23.289	19.454	87.266	76.870
5	9:35:42.725	1:02.909	20.368	23.200	19.341	87.722	76.259	5	9:35:38.697	1:03.399	20.447	23.230	19.722	86.146	76.607
6	9:36:45.613	1:02.888	20.292	23.237	19.359	88.416	76.172	6	9:36:42.802	1:04.105	20.694	23.608	19.803	87.153	76.259
7	9:37:49.954	1:04.341	20.565	24.062	19.714	80.368	77.135	7	9:37:48.050	1:05.248	20.970	24.089	20.189	76.958	76.000
8	9:38:52.929	1:02.975	20.311	23.330	19.334	87.722	76.607	8	9:38:51.501	1:03.451	20.574	23.332	19.545	87.608	76.259
9	9:39:59.753	1:06.824	20.157	26.801	19.866	77.313	75.742	9	9:39:55.934	1:04.433	20.720	23.961	19.752	87.380	75.742
10	9:41:06.357	1:06.604	20.362	23.882	22.360	87.266	31.986	10	9:40:59.667	1:03.733	20.708	23.508	19.517	86.368	75.828
(8) Hannah CHAPMAN															
1	9:31:21.112			26.720	21.145	72.081	75.828	(99) Jade EDWARDS							
2	9:32:24.873	1:03.761	20.811	23.747	19.203	86.814	76.259	1	9:31:26.476			25.964	20.173	79.985	76.000
3	9:33:28.197	1:03.324	20.626	23.527	19.171	87.608	76.607	2	9:32:30.134	1:03.658	20.408	23.697	19.553	86.479	76.000
4	9:34:31.319	1:03.122	20.495	23.416	19.211	87.837	76.694	3	9:33:33.666	1:03.532	20.238	23.552	19.742	87.266	75.828
5	9:35:34.302	1:02.983	20.348	23.384	19.251	87.494	76.694	4	9:34:37.143	1:03.477	20.424	23.609	19.444	87.153	76.172
6	9:36:37.555	1:03.253	20.584	23.485	19.184	87.952	76.000	5	9:35:40.818	1:03.675	20.535	23.677	19.463	86.927	76.086
7	9:37:40.860	1:03.305	20.517	23.376	19.412	87.266	76.432	6	9:36:45.306	1:04.488	20.381	24.316	19.791	84.839	7

SMRC May Race Meeting

Celtic Speed Mini Cooper Cup

Knockhill 1.267 miles

Qualifying 5

29/05/2016 09:40

Practice (10:00 Time) started at 9:30:01

Lap	Time of Day	Lap Tm	S1	S2	S3	S3Spd	SFSpd	Lap	Time of Day	Lap Tm	S1	S2	S3	S3Spd	SFSpd
7	9:38:07.929	1:03.382	20.661	23.400	19.321	86.927	76.172	2	9:32:25.785	1:04.082	20.694	23.712	19.676	85.815	72.706
8	9:39:12.357	1:04.428	20.943	23.912	19.573	86.368	74.730	3	9:33:45.224	1:19.439	20.947	24.238	34.254	80.755	22.943
9	9:40:16.266	1:03.909	20.586	23.708	19.615	86.368	75.487	4	9:36:47.928	3:02.704	1:58.445	35.241	29.018	57.603	56.679
								5	9:38:27.016	1:39.088	28.735	38.097	32.256	50.533	27.788
(24) John DUNCAN								(12) Allan PATERSON							
1	9:31:30.205			25.263	20.044	85.379	76.519	1	9:31:33.229			25.650	20.071	83.571	73.907
2	9:32:35.243	1:05.038	21.291	24.142	19.605	87.722	77.224	2	9:32:39.119	1:05.890	21.109	24.838	19.943	84.518	74.647
3	9:33:42.416	1:07.173	22.889	24.873	19.411	86.590	77.047	3	9:33:46.722	1:07.603	21.396	25.122	21.085	86.641	75.317
4	9:34:48.052	1:05.636	21.212	25.089	19.335	84.625	76.694	4	9:34:50.817	1:04.095	20.827	23.715	19.553	85.925	75.487
5	9:35:51.708	1:03.656	20.569	23.725	19.362	86.927	76.000	5	9:35:55.231	1:04.414	20.670	23.895	19.849	85.706	73.342
6	9:36:55.368	1:03.660	20.726	23.588	19.346	87.266	76.782	6	9:37:00.051	1:04.820	21.320	23.999	19.501	86.368	74.647
7	9:37:59.586	1:04.218	20.973	23.755	19.490	86.590	76.345	7	9:38:05.559	1:05.508	21.033	24.751	19.724	85.162	74.981
8	9:39:03.084	1:03.498	20.561	23.654	19.283	86.814	76.782	8	9:39:09.847	1:04.288	20.681	24.070	19.537	85.815	74.813
9	9:40:06.474	1:03.390	20.520	23.589	19.281	86.479	77.224	9	9:40:14.798	1:04.951	20.877	24.314	19.760	85.925	74.399
(47) Reis ROBERTSON								(10) Neal ROBERTSON							
1	9:31:22.564			26.299	21.716	71.927	76.172	1	9:33:59.391			27.617	22.980	76.172	73.502
2	9:32:26.515	1:03.951	20.734	23.662	19.555	86.927	76.519	2	9:35:08.230	1:08.839	23.054	24.332	21.453	85.925	75.828
3	9:33:30.466	1:03.951	20.479	23.884	19.588	86.590	76.432	3	9:36:13.746	1:05.516	21.265	23.978	20.273	85.925	74.647
4	9:34:34.313	1:03.847	20.544	23.903	19.400	86.927	76.870	4	9:37:19.520	1:05.774	21.694	23.923	20.157	86.368	75.402
5	9:35:37.997	1:03.684	20.579	23.547	19.558	87.837	77.135	5	9:38:25.423	1:05.903	21.373	24.607	19.923	85.925	75.657
6	9:36:41.983	1:03.986	20.674	23.796	19.516	86.590	76.000	6	9:39:30.608	1:05.185	21.353	23.995	19.837	85.925	75.487
7	9:37:45.855	1:03.872	20.749	23.756	19.367	86.479	76.519	7	9:40:35.588	1:04.980	21.200	24.001	19.779	86.257	75.657
8	9:38:49.421	1:03.566	20.610	23.570	19.386	86.814	76.870								
9	9:39:52.949	1:03.528	20.345	23.387	19.796	86.927	74.399								
10	9:40:56.689	1:03.740	20.663	23.588	19.489	87.722	75.572								
(30) Callum DRYBURGH								(50) Andrew BELL							
1	9:31:22.934			25.975	21.629	71.850	75.572	1	9:31:26.173			27.121	20.693	82.442	74.070
2	9:32:27.412	1:04.478	21.051	23.824	19.603	87.040	76.345	2	9:32:32.977	1:06.804	22.147	24.543	20.114	84.946	74.316
3	9:33:31.225	1:03.813	20.480	23.438	19.895	87.380	75.317	3	9:33:38.685	1:05.708	21.328	24.515	19.865	84.518	74.647
4	9:34:34.753	1:03.528	20.566	23.460	19.502	87.837	76.172	4	9:34:44.183	1:05.498	21.356	24.295	19.847	85.054	74.647
5	9:35:38.359	1:03.606	20.594	23.386	19.626	88.068	75.914	5	9:35:49.447	1:05.262	21.163	24.303	19.798	85.054	74.152
6	9:36:42.532	1:04.173	20.660	23.741	19.772	87.153	75.572	6	9:36:55.919	1:06.474	21.352	24.586	20.534	84.625	74.152
7	9:37:46.486	1:03.954	20.650	23.550	19.754	87.040	74.897	7	9:38:01.743	1:05.824	21.328	24.369	20.127	84.946	72.706
8	9:38:50.579	1:04.093	20.701	23.454	19.938	87.153	76.000	8	9:39:07.539	1:05.796	21.359	24.553	19.884	84.412	73.907
9	9:39:55.756	1:05.177	21.349	24.118	19.710	87.608	74.399	9	9:40:17.016	1:09.477	21.348	27.840	20.289	80.272	74.152
10	9:41:02.127	1:06.371	21.298	24.259	20.814	79.606	73.583								
(4) Dominic WHEATLEY								(9) Martin MCGEOUGH							
1	9:32:58.374			24.679	20.462	85.379	75.064	1	9:31:32.019			25.822	20.078	83.885	75.402
2	9:34:03.229	1:04.855	21.195	23.761	19.899	86.927	75.914	2	9:32:38.712	1:06.693	21.999	24.942	19.752	85.162	75.914
3	9:35:07.197	1:03.968	21.050	23.311	19.607	88.299	75.914	3	9:33:44.052	1:05.340	21.496	24.258	19.586	86.035	76.086
4	9:36:10.867	1:03.960	20.742	23.343	19.585	87.494	76.519	4	9:34:49.921	1:05.869	21.191	24.459	20.219	86.146	75.317
5	9:37:17.706	1:06.839	22.596	24.384	19.859	85.925	76.519	5	9:35:55.216	1:05.295	21.308	23.981	20.006	86.035	75.064
6	9:38:21.565	1:03.859	20.653	23.530	19.676	86.927	75.828	6	9:37:01.181	1:05.965	21.661	24.405	19.899	86.146	75.742
7	9:39:25.359	1:03.794	20.642	23.642	19.510	87.153	75.914	7	9:38:07.190	1:06.009	21.310	24.599	20.100	85.706	75.233
8	9:40:28.909	1:03.550	20.597	23.457	19.496	87.266	76.432	8	9:39:12.652	1:05.462	21.299	24.121	20.042	86.257	75.572
								9	9:40:18.084	1:05.432	21.225	24.194	20.013	86.257	75.657
(6) Daniel DREELAN								(96) Taelor SHAND							
1	9:31:15.753			27.685	20.569	82.849	74.399	1	9:31:29.306			25.752	20.194	80.950	74.399
2	9:32:21.329	1:05.576	21.485	24.515	19.576	86.035	75.742	2	9:32:34.912	1:05.606	21.364	24.428	19.814	85.596	75.064
3	9:33:26.093	1:04.764	21.139	23.898	19.727	85.925	74.897	3	9:33:41.653	1:06.741	21.204	25.439	20.098	81.938	75.148
4	9:34:30.025	1:03.932	21.018	23.455	19.459	86.702	75.148	4	9:34:50.385	1:08.732	21.544	25.587	21.601	78.950	48.244
5	9:35:33.734	1:03.709	20.763	23.500	19.446	87.040	75.064	5	9:36:28.631	1:38.246	53.739	24.765	19.742	85.487	73.826
6	9:36:37.973	1:04.239	20.829	23.627	19.783	86.479	75.317	6	9:37:37.493	1:08.862	21.881	25.822	21.159	82.645	71.850
7	9:37:41.652	1:03.679	20.613	23.752	19.314	86.702	75.742	7	9:38:49.996	1:12.503	26.029	26.337	20.137	82.747	76.259
8	9:38:47.591	1:05.939	21.897	24.549	19.493	86.035	74.981	8	9:39:56.123	1:06.127	21.690	24.082	20.355	86.590	75.402
9	9:39:51.927	1:04.336	21.016	23.746	19.574	86.035	74.730	9	9:41:02.080	1:05.957	21.998	24.022	19.937	86.368	73.907
10	9:40:56.200	1:04.273	20.847	23.810	19.616	86.035	75.148								
(7) Jonny DREELAN								(52) Simon HOLDERNESS							
1	9:31:46.724			25.562	20.325	83.363	74.564	1	9:31:41.623			28.960	22.204	76.519	72.159
2	9:32:52.813	1:06.089	21.545	24.755	19.789	85.706	76.345	2	9:32:51.610	1:09.987	22.188	26.574	21.225	82.849	73.745
3	9:33:57.718	1:04.905	20.831	23.773	20.301	85.162	74.981	3	9:33:57.789	1:06.179	21.251	24.453	20.475	83.780	72.470
4	9:35:01.471	1:03.753	20.677	23.631	19.445	86.257	76.607	4	9:35:04.357	1:06.568	21.866	24.650	20.052	86.146	74.647
5	9:36:05.557	1:04.086	20.687	23.822	19.577	86.590	76.607	5	9:36:10.296	1:05.939	21.740	24.327	19.872	84.306	73.664
6	9:37:09.929	1:04.372	20.703	23.812	19.857	86.368	76.000	6	9:37:16.494	1:06.198	21.408	24.304	20.486	84.518	72.470
7	9:38:14.174	1:04.245	20.714	23.917	19.614	86.035	75.657	7	9:38:31.912	1:15.418	21.260	31.492	22.666	70.863	73.102
8	9:39:18.328	1:04.154	20.860	23.703	19.591	85.925	76.172	8	9:39:38.563	1:06.651	21.798	24.578	20.275	84.200	73.022
9	9:40:22.590	1:04.262	20.885	23.758	19.619	86.702	76.519	9	9:40:49.978	1:11.415					



SMRC May Race Meeting

Celtic Speed Mini Cooper Cup

Knockhill 1.267 miles

Race 5 - 1st Race

29/05/2016 12:10

Race (11 Laps) started at 11:57:23

POLE POSITION

2 11 Morgan MURRAY 1:02.795
4 87 Paul BELL 1:02.851
6 8 Hannah CHAPMAN 1:02.963
8 33 Dylan O'DONNELL 1:03.047
10 98 Brandon WALSH 1:03.105
12 99 Jade EDWARDS 1:03.210
14 24 John DUNCAN 1:03.390
16 30 Callum DRYBURGH 1:03.528
18 6 Daniel DREELAN 1:03.679
20 67 Mark GERAGHTY 1:04.082

1 61 Malcolm McNAB 1:02.551
3 23 Ian MUNRO 1:02.830
5 91 Robbie DALGLEISH 1:02.909
7 3 Jock BORTHWICK 1:03.029
9 5 Des WHEATLEY 1:03.062
11 26 William BLAKE 1:03.153
13 51 Chris MILFORD 1:03.382
15 47 Reis ROBERTSON 1:03.528
17 4 Dominic WHEATLEY 1:03.550
19 7 Jonny DREELAN 1:03.753

1
2
3
4
5
6
7
8
9
10

Clerk of the Course.

Orbits

Sig : Time :
Chief Timekeeper : Ian Sharp (SMART Timing)

Results available at www.mylaps.com and www.smart-timing.co.uk





SMRC May Race Meeting

Celtic Speed Mini Cooper Cup

Knockhill 1.267 miles

Race 5 - 1st Race

29/05/2016 12:10

Race (11 Laps) started at 11:57:23

22

10 Neal ROBERTSON
1:04.980

21

12 Allan PATERSON
1:04.095

11

24

9 Martin MCGEOUGH
1:05.295

23

50 Andrew BELL
1:05.264

12

26

52 Simon HOLDERNESS
1:05.939

25

96 Taelor SHAND
1:05.606

13

Clerk of the Course.

Orbits

Sig : Time :

Chief Timekeeper : Ian Sharp (SMART Timing)

Results available at www.mylaps.com and www.smart-timing.co.uk





OFFICIAL FEEDER SERIES

BEATSON'S
BUILDING SUPPLIES

Qualifying Results

Bulletin No. _____



SMRC May Race Meeting

Sorted on best lap time

Scottish FF1600 Championship

Knockhill 1.267 miles

Qualifying 6

29/05/2016 10:00

Practice (10:00 Time) started at 9:47:45

Pos	No.	Name	Make/Model	CC	Class Code	Laps	Best Tm	Diff	Best Speed	2nd Best
1	25	Neil MacLENNAN	Ray GR14	1600	FFA	11	54.778		83.260	54.785
2	50	Jamie THORBURN	Ray GR15	1600	FFAN	11	54.906	0.128	83.066	55.044
3	92	Matthew CHISHOLM	Van Diemen RF92	1600	FFB	11	55.299	0.521	82.476	55.334
4	33	Jordan GRONKOWSKI	Van Diemen JL012K	1600	FFA	11	55.411	0.633	82.309	55.424
5	71	Matthew COWLEY	Van Dieman JL13	1600	FFAN	11	55.464	0.686	82.231	55.555
6	8	Sebastian MELROSE	Ray GR14	1600	FFA	11	55.580	0.802	82.059	55.581
7	3	Neil BROOME	Swift SC93C	1600	FFB	11	55.905	1.127	81.582	55.947
8	70	David THORBURN	Ray GR15	1600	FFA	11	56.152	1.374	81.223	56.480
9	30	Steven BARLOW	Ray 98	1600	FFA	11	57.244	2.466	79.674	57.294
10	77	Fraser GRAY	Ray GR14	1600	FFA	8	57.384	2.606	79.479	57.695
11	29	Ross HOWE	Van Dieman RF99	1600	FFAN	5	58.147	3.369	78.436	58.850
12	22	Fergus MCINTYRE	Ray GR05	1600	FFA	8	58.743	3.965	77.641	58.804

Announcements

Car No.50 - Selected laptimes disallowed - Exceeding track limits.

Clerk of the Course.

Sig : Time :

Chief Timekeeper : Ian Sharp (SMART Timing)

Results available at www.mylaps.com and www.smart-timing.co.uk

Orbits



Printed: 30/05/2016 18:23:27



OFFICIAL FEEDER SERIES

BEATSON'S BUILDING SUPPLIES

Qualifying Results



Bulletin No. _____

SMRC May Race Meeting

Scottish FF1600 Championship

Knockhill 1.267 miles

Qualifying 6

29/05/2016 10:00

Practice (10:00 Time) started at 9:47:45

Lap	Time of Day	Lap Tm	S1	S2	S3	S3Spd	SFSpd
(25) Neil MacLENNAN							
1	9:48:46.016			21.879	16.939	102.926	91.179
2	9:49:41.726	55.710	18.175	20.763	16.772	104.529	84.200
3	9:50:38.293	56.567	18.968	20.826	16.773	103.721	91.928
4	9:51:33.299	55.006	17.890	20.694	16.422	103.721	92.308
5	9:52:28.150	54.851	17.768	20.638	16.445	104.856	92.308
6	9:53:23.128	54.978	17.761	20.845	16.372	105.184	92.818
7	9:54:17.913	54.785	17.775	20.608	16.402	105.349	92.947
8	9:55:12.691	54.778	17.683	20.511	16.584	106.183	92.947
9	9:56:07.533	54.842	17.681	20.668	16.493	105.349	93.076
10	9:57:02.347	54.814	17.884	20.546	16.384	105.184	92.947
11	9:57:58.673	56.326	17.708	20.577	18.041	102.142	84.412

Lap	Time of Day	Lap Tm	S1	S2	S3	S3Spd	SFSpd
(50) Jamie THORBURN							
1	9:48:49.626			22.395	17.311	100.460	90.932
2	9:49:46.186	56.560	18.718	21.088	16.754	103.402	91.928
3	9:50:42.081	55.895	18.231	20.907	16.757	104.204	92.562
4	9:51:37.694	55.613	18.120	20.755	16.738	105.020	92.308
5	9:52:33.123	55.429	18.073	20.682	16.674	104.856	92.562
6	9:53:28.396	55.273	17.945	20.651	16.677	105.349	92.818
7	9:54:23.302	54.906	17.811	20.585	16.510	105.515	93.205
8	9:55:20.163	55.861	17.833	21.859	17.169	104.529	93.988
9	9:56:16.860	56.697	18.065	21.565	17.067	101.832	93.857
10	9:57:11.904	55.044	17.836	20.631	16.577	105.681	93.465
11	9:58:07.098	55.194	17.938	20.541	16.715	106.015	92.562

Lap	Time of Day	Lap Tm	S1	S2	S3	S3Spd	SFSpd
(92) Matthew CHISHOLM							
1	9:48:53.243			22.571	17.526		89.002
2	9:49:50.374	57.131	18.656	21.505	16.970	102.768	90.564
3	9:50:46.524	56.150	18.325	21.026	16.799	104.204	90.320
4	9:51:42.220	55.696	18.037	20.891	16.768		90.198
5	9:52:37.706	55.486	17.956	20.848	16.682		91.055
6	9:53:33.193	55.487	17.942	20.839	16.706	105.184	91.179
7	9:54:28.527	55.334	17.896	20.810	16.628	105.184	91.303
8	9:55:23.826	55.299	17.901	20.801	16.597	105.184	91.802
9	9:56:22.020	58.194	18.580	21.650	17.964		92.308
10	9:57:18.712	56.692	18.334	21.363	16.995	102.611	91.179
11	9:58:14.452	55.740	18.076	20.935	16.729	104.043	91.303

Lap	Time of Day	Lap Tm	S1	S2	S3	S3Spd	SFSpd
(33) Jordan GRONKOWSKI							
1	9:48:42.972			22.254	17.755	99.714	87.494
2	9:49:40.592	57.620	18.920	21.409	17.291	100.161	88.649
3	9:50:39.218	58.626	19.578	21.911	17.137	99.566	91.055
4	9:51:35.267	56.049	18.166	20.943	16.940		89.716
5	9:52:31.031	55.764	18.031	20.902	16.831		90.442
6	9:53:26.856	55.825	17.945	21.076	16.804	103.402	90.932
7	9:54:22.267	55.411	17.824	20.805	16.782	105.184	91.055
8	9:55:17.691	55.424	17.740	20.906	16.778	102.454	91.427
9	9:56:14.621	56.930	18.608	21.052	17.270	104.043	90.564
10	9:57:10.519	55.898	18.033	20.934	16.931	103.242	90.442
11	9:58:06.375	55.856	18.024	20.910	16.922		90.198

Lap	Time of Day	Lap Tm	S1	S2	S3	S3Spd	SFSpd
(71) Matthew COWLEY							
1	9:48:43.620			22.314	17.834	101.066	90.564
2	9:49:40.960	57.340	18.687	21.331	17.322	104.204	92.308
3	9:50:38.555	57.595	18.749	21.251	17.595	102.454	92.435
4	9:51:34.245	55.690	18.005	20.885	16.800	106.015	92.054
5	9:52:30.248	56.003	17.878	21.237	16.888	105.020	91.928
6	9:53:26.001	55.753	17.941	21.015	16.797	104.366	92.308
7	9:54:21.556	55.555	17.860	20.904	16.791	104.529	91.552
8	9:55:17.020	55.464	17.888	20.724	16.852	104.856	92.054
9	9:56:14.967	57.947	18.490	22.304	17.153	101.371	92.690
10	9:57:10.992	56.025	18.100	20.918	17.007	99.714	92.947
11	9:58:07.445	56.453	17.875	20.810	17.768	106.015	82.240

Lap	Time of Day	Lap Tm	S1	S2	S3	S3Spd	SFSpd
(8) Sebastian MELROSE							
1	9:48:50.114			22.789	17.617	99.714	91.552
2	9:49:46.907	56.793	18.740	21.207	16.846	105.020	92.947
3	9:50:43.002	56.095	18.478	20.905	16.712	105.184	93.076
4	9:51:38.927	55.925	18.386	20.911	16.628	105.681	93.076
5	9:52:34.946	56.019	18.234	21.038	16.747	105.515	92.818
6	9:53:30.732	55.786	18.216	20.980	16.590	104.692	93.335
7	9:54:26.313	55.581	18.104	20.877	16.600	105.848	93.076

Lap	Time of Day	Lap Tm	S1	S2	S3	S3Spd	SFSpd
8	9:55:21.893	55.580	18.067	20.898	16.615	105.184	93.857
9	9:56:18.047	56.154	18.534	20.960	16.660	105.681	93.595
10	9:57:13.848	55.801	18.175	20.965	16.661	105.681	92.947
11	9:58:10.126	56.278	18.343	21.203	16.732	104.856	93.205

Lap	Time of Day	Lap Tm	S1	S2	S3	S3Spd	SFSpd
(3) Neil BROOME							
1	9:49:08.922			24.932	17.997	99.419	89.596
2	9:50:06.586	57.664	18.892	21.431	17.341	102.768	91.427
3	9:51:02.937	56.351	18.416	20.847	17.088	104.366	91.427
4	9:51:59.514	56.577	18.471	20.884	17.222	104.043	91.677
5	9:52:55.419	55.905	18.134	20.704	17.067	105.020	91.427
6	9:53:51.513	56.094	18.255	20.855	16.984	104.043	88.183
7	9:54:47.460	55.947	18.282	20.818	16.847	104.204	92.181
8	9:55:43.698	56.238	18.284	21.112	16.842	105.349	92.181
9	9:56:40.501	56.803	18.699	21.311	16.793	103.402	91.928
10	9:57:36.993	56.492	18.521	21.030	16.941	103.402	91.552
11	9:58:35.676	58.683	18.292	20.923	19.468	104.043	35.886

Lap	Time of Day	Lap Tm	S1	S2	S3	S3Spd	SFSpd
(70) David THORBURN							
1	9:48:54.690			22.421	17.393	101.371	89.477
2	9:49:52.183	57.493	18.744	21.451	17.298	103.882	90.320
3	9:50:49.575	57.392	18.616	21.588	17.188	102.926	90.809
4	9:51:47.657	58.082	18.778	22.048	17.256	102.926	90.442
5	9:52:44.547	56.890	18.468	21.341	17.081	103.402	91.055
6	9:53:41.027	56.480	18.211	21.339	16.930	103.721	90.686
7	9:54:37.909	56.882	18.389	21.464	17.029	103.882	91.055
8	9:55:34.455	56.546	18.364	21.307	16.875	103.882	91.552
9	9:56:30.607	56.152	18.138	21.001	17.013	104.043	91.303
10	9:57:29.373	58.766	19.167	21.739	17.860	102.768	91.179
11	9:58:34.854	1:05.481	19.212	23.704	22.565	88.068	35.525

Lap	Time of Day	Lap Tm	S1	S2	S3	S3Spd	SFSpd
(30) Steven BARLOW							
1	9:48:58.019			22.369	17.886	99.125	88.416
2	9:49:57.200	59.181	19.351	22.076	17.754	100.762	88.532
3	9:50:55.402	58.202	18.960	21.852	17.390	101.987	89.836
4	9:51:52.734	57.332	18.527	21.546	17.259	102.142	90.077
5	9:52:50.359	57.625	18.862	21.679	17.084	102.611	90.198
6	9:53:47.796	57.437	18.545	21.694	17.198	102.454	90.686
7	9:54:45.090	57.294	18.481	21.562	17.251	102.454	90.198
8	9:55:44.200	59.110	18.689	22.858	17.563	98.111	92.054
9	9:56:41.926	57.726	19.082	21.802	16.842	103.402	91.179
10	9:57:39.170	57.244	18.570	21.523	17.151	99.566	90.686
11	9:58:40.629	1:01.459	18.511	21.698	21.250	102.298	31.910

Lap	Time of Day	Lap Tm	S1	S2	S3	S3Spd	SFSpd
(77) Fraser GRAY							
1	9:49:02.554			23.508	17.978	100.011	90.442
2	9:50:03.276	1:00.722	20.079	22.911	17.732	101.524	91.179
3	9:51:03.284	1:00.008	19.622	22.518	17.868	101.678	92.181
4	9:52:01.327	58.043	19.039	21.787	17.217	102.454	91.303
5	9:52:59.022	57.695	18.830	21.815	17.050	103.084	92.947
6	9:53:58.243	59.221	19.680	22.259	17.282	103.084	91.802
7	9:54:56.215	57.972					



OFFICIAL FEEDER SERIES

BEATSON'S
BUILDING SUPPLIES

Grid Sheet

Bulletin No. _____



SMRC May Race Meeting

Scottish FF1600 Championship	Knockhill 1.267 miles
Race 6 - 1st Race	29/05/2016 12:30
Race (12 Laps) started at 12:25:20	



POLE POSITION

2
50 Jamie THORBURN 54.906
4
33 Jordan GRONKOWSKI 55.411
6
8 Sebastian MELROSE 55.580
8
70 David THORBURN 56.152
10
77 Fraser GRAY 57.384
12
22 Fergus MCINTYRE 58.743

1
25 Neil MacLENNAN 54.778
3
92 Matthew CHISHOLM 55.299
5
71 Matthew COWLEY 55.464
7
3 Neil BROOME 55.905
9
30 Steven BARLOW 57.244
11
29 Ross HOWE 58.147

1
2
3
4
5
6

Clerk of the Course. Orbits

Sig : Time :

Chief Timekeeper : Ian Sharp (SMART Timing)

Results available at www.mylaps.com and www.smart-timing.co.uk





Qualifying Results



Bulletin No. _____

SMRC May Race Meeting

Sorted on best lap time

Scottish Classics Championship

Knockhill 1.267 miles

Qualifying 7

29/05/2016 10:15

Practice (10:00 Time) started at 10:07:05

Pos	No.	Name	Make/Model	CC	Class Code	Laps	Best Tm	Diff	Best Speed	2nd Best
1	77	Tommy GILMARTIN	Morgan +8	3900	CE	6	57.941		78.715	58.563
2	39	Harry SIMPSON	Ginetta G4R	1851	CG	10	58.512	0.571	77.947	58.863
3	49	Raymond BOYD	Porsche 911	2998	CD	10	59.480	1.539	76.679	59.730
4	78	Andrew GRAHAM	Triumph TR8	3900	CE	10	1:00.085	2.144	75.906	1:00.127
5	63	John KINMOND	Rover 3500	3500	CE	10	1:00.364	2.423	75.556	1:00.518
6	21	Jimmy CROW	Ford Escort	2000	CB	10	1:01.189	3.248	74.537	1:01.784
7	17	Ian DALTRY	Alfa Romeo Alfasud	1494	CA	9	1:04.634	6.693	70.564	1:05.014
8	10	Andy WALKER	Mallock	1600	CG	9	1:05.761	7.820	69.355	1:06.990
9	41	Grant ALLAN	Porsche 911	2994	CD	9	1:06.135	8.194	68.963	1:07.066
10	57	Bruce MITCHELL	Lotus Europa TC	1800	CB	4	1:11.982	14.041	63.361	1:12.251

Announcements

Car No.49 - Selected lap times disallowed - Exceeding track limits.

Clerk of the Course.

Sig : Time :
Chief Timekeeper : Ian Sharp (SMART Timing)

Results available at www.mylaps.com and www.smart-timing.co.uk

Printed: 30/05/2016 18:15:42

Orbits





Qualifying Results



Bulletin No. _____

SMRC May Race Meeting

Scottish Classics Championship

Knockhill 1.267 miles

Qualifying 7

29/05/2016 10:15

Practice (10:00 Time) started at 10:07:05

Lap	Time of Day	Lap Tm	S1	S2	S3	S3Spd	SFSpd
(77) Tommy GILMARTIN							
1	10:08:31.330			27.550	20.460	94.252	87.722
2	10:09:36.251	1:04.921	22.504	23.725	18.692	102.454	97.967
3	10:10:38.709	1:02.458	20.651	23.554	18.253	98.688	104.043
4	10:11:37.272	58.563	19.188	22.282	17.093	114.129	104.692
5	10:12:35.213	57.941	18.877	22.059	17.005	114.910	105.515
6	10:13:54.379	1:19.166			25.838	83.157	28.508

(39) Harry SIMPSON							
1	10:08:20.435			25.280	17.600	105.020	95.459
2	10:09:20.513	1:00.078	19.684	22.882	17.512	104.366	95.459
3	10:10:20.149	59.636	19.937	22.455	17.244	108.413	96.836
4	10:11:18.661	58.512	19.426	22.014	17.072	109.118	97.824
5	10:12:18.007	59.346	19.516	22.713	17.117	107.201	97.257
6	10:13:16.954	58.947	19.691	22.131	17.125	108.764	97.540
7	10:14:16.938	59.984	19.070	23.377	17.537	104.366	97.399
8	10:15:16.082	59.144	19.987	22.076	17.081	109.118	96.976
9	10:16:14.945	58.863	19.448	22.163	17.252	107.890	96.697
10	10:17:13.967	59.022	19.617	22.323	17.082	109.118	96.976

(49) Raymond BOYD							
1	10:08:25.524			27.341	19.313	92.181	92.308
2	10:09:26.838	1:01.314	20.467	23.034	17.813	104.043	93.465
3	10:10:26.912	1:00.074	19.885	22.601	17.588	105.848	94.785
4	10:11:26.642	59.730	19.657	22.384	17.689	106.015	93.465
5	10:12:27.077	1:00.435	19.817	23.027	17.591	105.349	94.651
6	10:13:27.417	1:00.340	20.001	22.778	17.561	105.020	94.651
7	10:14:26.897	59.480	19.518	22.582	17.380	105.848	94.651
8	10:15:26.852	59.955	19.682	22.621	17.652	105.681	94.252
9	10:16:27.693	1:00.841	20.265	22.997	17.579	105.349	94.651
10	10:17:27.134	59.441	19.290	22.501	17.650	105.184	94.252

(78) Andrew GRAHAM							
1	10:08:42.325			26.508	20.095	100.310	97.824
2	10:09:46.348	1:04.023	21.408	23.935	18.680	104.856	98.543
3	10:10:50.000	1:03.652	21.102	24.247	18.303	108.413	98.398
4	10:11:50.903	1:00.903	20.096	23.042	17.765	111.846	99.125
5	10:12:51.925	1:01.022	20.297	23.079	17.646	111.474	100.161
6	10:13:52.010	1:00.085	19.972	22.457	17.656	113.742	100.011
7	10:14:52.218	1:00.208	20.194	22.647	17.367	112.033	96.419
8	10:15:52.857	1:00.639	20.286	22.356	17.997	113.742	95.323
9	10:16:53.869	1:01.012	20.176	23.113	17.723	110.922	98.979
10	10:17:53.996	1:00.127	19.652	22.564	17.911	112.220	98.398

(63) John KINMOND							
1	10:08:39.735			28.590	20.907	81.839	89.120
2	10:09:43.622	1:03.887	20.893	24.459	18.535	99.419	96.143
3	10:10:48.747	1:05.125	21.938	25.277	17.910	101.832	95.731
4	10:11:49.640	1:00.893	19.272	23.610	18.011	103.402	96.281
5	10:12:50.663	1:01.023	19.488	23.618	17.917	106.015	97.117
6	10:13:51.614	1:00.951	19.741	23.074	18.136	111.474	96.558
7	10:14:51.978	1:00.364	19.887	22.928	17.549	111.105	98.979
8	10:15:52.496	1:00.518	19.673	22.660	18.185	112.220	94.919
9	10:16:56.408	1:03.912	20.018	24.316	19.578	84.732	88.416
10	10:18:02.141	1:05.733	21.056	24.917	19.760	88.183	88.299

(21) Jimmy CROW							
1	10:08:29.553			27.951	19.425	96.281	85.815
2	10:09:35.105	1:05.552	21.812	24.721	19.019	98.111	86.702
3	10:10:38.259	1:03.154	20.838	24.001	18.315	98.254	88.068
4	10:11:42.081	1:03.822	20.923	24.321	18.578	98.688	88.532
5	10:12:44.880	1:02.799	20.535	24.101	18.163	99.566	89.120
6	10:13:48.309	1:03.429	20.879	24.187	18.363	99.714	88.532
7	10:14:50.093	1:01.784	20.152	23.599	18.033	99.566	89.002
8	10:15:53.667	1:03.574	20.203	23.721	19.650	99.566	88.649
9	10:16:55.526	1:01.859	20.186	23.335	18.338	99.714	88.068
10	10:17:56.715	1:01.189	19.864	23.273	18.052	99.863	88.767

(17) Ian DALTRY							
1	10:08:39.686			28.080	22.190	81.839	75.828
2	10:09:49.687	1:10.001	22.940	25.066	21.995	81.839	76.782
3	10:10:56.261	1:06.574	22.473	24.166	19.935	87.608	79.230
4	10:12:01.275	1:05.014	20.893	23.953	20.168	90.198	80.755

Lap	Time of Day	Lap Tm	S1	S2	S3	S3Spd	SFSpd
5	10:13:14.217	1:12.942	24.270	27.652	21.020	78.488	80.755
6	10:14:18.851	1:04.634	20.756	24.391	19.487	88.767	81.343
7	10:15:24.289	1:05.438	21.369	24.713	19.356	91.802	80.176
8	10:16:29.377	1:05.088	21.000	24.551	19.537	88.183	81.244
9	10:17:34.446	1:05.069	21.381	24.230	19.458	88.767	79.795

(10) Andy WALKER							
1	10:08:31.777			28.732	21.583	85.270	78.950
2	10:09:42.266	1:10.489	23.621	26.810	20.058	91.427	80.561
3	10:10:50.259	1:07.993	22.857	25.596	19.540	91.802	82.645
4	10:12:00.768	1:10.509	23.094	26.994	20.421	91.303	78.488
5	10:13:09.631	1:08.863	23.379	25.787	19.697	88.649	81.048
6	10:14:17.470	1:07.839	22.453	26.016	19.370	88.183	79.417
7	10:15:24.595	1:07.125	22.376	24.880	19.869	90.320	80.853
8	10:16:31.585	1:06.990	22.420	25.151	19.419	91.427	81.146
9	10:17:37.346	1:05.761	21.708	24.861	19.192	92.690	83.054

(41) Grant ALLAN							
1	10:08:32.928			28.087	20.554	91.677	83.157
2	10:09:43.603	1:10.675	22.790	26.900	20.985	88.416	75.914
3	10:10:52.273	1:08.670	23.047	25.672	19.951	89.596	77.761
4	10:12:00.684	1:08.411	22.011	26.322	20.078	88.068	77.402
5	10:13:07.750	1:07.066	22.178	25.238	19.650	89.477	78.214
6	10:14:15.148	1:07.398	21.978	25.634	19.786	88.649	78.214
7	10:15:22.474	1:07.326	22.459	24.855	20.012	90.077	74.234
8	10:16:30.859	1:08.385	22.256	26.212	19.917	87.837	77.671
9	10:17:36.994	1:06.135	21.687	24.979	19.469	90.442	77.941

(57) Bruce MITCHELL							
1	10:08:48.187			27.721	34.008	92.818	72.159
2	10:10:00.169	1:11.982	23.788	27.271	20.923	90.442	82.543
3	10:11:12.420	1:12.251	24.054	28.559	19.638	91.677	89.836
4	10:12:34.861	1:22.441	21.740	29.710	30.991	63.071	28.244

Clerk of the Course.

Sig : Time :
Chief Timekeeper : Ian Sharp (SMART Timing)

Results available at www.mylaps.com and www.smart-timing.co.uk

Printed: 30/05/2016 18:18:02

Orbits





SMRC May Race Meeting

Scottish Classics Championship

Knockhill 1.267 miles

Race 7 - 1st Race

29/05/2016 13:45

Race (12 Laps) started at 13:34:54

POLE POSITION

2 39 Harry SIMPSON 58.512
4 78 Andrew GRAHAM 1:00.085
6 21 Jimmy CROW 1:01.189
8 10 Andy WALKER 1:05.761
10 57 Bruce MITCHELL 1:11.982

1 77 Tommy GILMARTIN 57.941
3 49 Raymond BOYD 59.480
5 63 John KINMOND 1:00.364
7 17 Ian DALTRY 1:04.634
9 41 Grant ALLAN 1:06.135

1
2
3
4
5

Clerk of the Course.

Sig : Time :
Chief Timekeeper : Ian Sharp (SMART Timing)

Results available at www.mylaps.com and www.smart-timing.co.uk

Printed: 30/05/2016 18:18:23

Orbits



Race Results



Bulletin No. _____

SMRC May Race Meeting

Sorted on Laps

Scottish Saloons & Sportscars Championship

Knockhill 1.267 miles

Race 1 - 1st Race

29/05/2016 10:35

Race started at 10:32:39

Pos	No.	Name	Make/Model	CC	Class	Laps	Total Tm	Diff	Best Tm	In Lap	Best Speed
1	51	Roddie PATERSON	Caterham	2300	A3	12	10:41.292		52.387	5	87.061
2	16	Colin SIMPSON	Marcos Mantis	5000	A2	12	11:05.233	23.941	53.718	6	84.903
3	79	Paul BRYDON	BMW M3	3200T	A2	12	11:07.249	25.957	53.797	3	84.779
4	8	Finlay CROCKER	Honda Civic TCR	2000	A2	12	11:08.776	27.484	54.554	11	83.602
5	6	Phil DRYBURGH	Ginetta G50	4500	A2	12	11:22.449	41.157	55.600	9	82.029
6	13	Keith COWIE	Seat Leon Supercopa	2000	A2	11	10:48.914	1 Lap	57.021	7	79.985
7	69	Thomson McINTYRE	Subaru Impreza	2000	B1	11	11:04.544	1 Lap	58.638	5	77.780
8	23	Brian MELDRUM	Seat Leon Sport	2000	B1	11	11:09.807	1 Lap	59.050	4	77.237
9	89	William ROBSON	Ford Focus RS	2500	B1	11	11:13.993	1 Lap	59.878	7	76.169
10	44	Alistair McMILLAN	Ultima GTR	3000	A2	11	11:22.393	1 Lap	55.081	9	82.802
11	63	Graham ROBERTSON	BMW E46 M3	3200	A2	11	11:28.489	1 Lap	59.942	10	76.088
12	41	Andrew CHRISTIE	MK Indy	2000	B2	11	11:36.980	1 Lap	1:01.535	10	74.118
13	28	Scott TOLLAN	Escort Cosworth	2000	A1	10	10:51.829	2 Laps	1:03.458	4	71.872
14	68	John KENNEDY	Subaru GC8	2000T	B1	10	11:07.704	2 Laps	1:05.092	3	70.068

Not classified

DNF	59	Gary WAIT	Ford Sierra Cosworth	2000	A2	6	6:15.383	DNF	57.461	3	79.373
DNF	29	Robert DRUMMOND	Ford Escort Cosworth	2000	A1	4	3:56.714	DNF	55.679	3	81.913

Margin of Victory	Avg. Speed	Best Lap Tm	Best Speed	Best Lap by
23.941	85.343	52.387	87.061	51 - Roddie PATERSON

Clerk of the Course.

Orbits

Sig : Time :
Chief Timekeeper : Ian Sharp (SMART Timing)

Results available at www.mylaps.com and www.smart-timing.co.uk

Printed: 30/05/2016 18:41:44





SMRC May Race Meeting

Scottish Saloons & Sportscars Championship

Knockhill 1.267 miles

Race 1 - 1st Race

29/05/2016 10:35

Race started at 10:32:39

Lap	Time of Day	Lap Tm	S1	S2	S3	S3Spd	SFSpd
(51) Roddie PATERSON							
1	10:33:36.479			20.399	15.772	121.792	112.220
2	10:34:29.935	53.456	17.584	20.194	15.678	122.459	112.033
3	10:35:23.161	53.226	17.657	20.162	15.407	123.815	112.408
4	10:36:15.916	52.755	17.472	19.918	15.365	124.044	112.597
5	10:37:08.303	52.387	17.393	19.695	15.299	125.435	113.549
6	10:38:02.115	53.812	17.792	20.159	15.861	123.815	113.549
7	10:38:54.858	52.743	17.179	19.975	15.589	122.683	112.597
8	10:39:48.329	53.471	17.941	20.055	15.475	124.273	113.357
9	10:40:41.009	52.680	17.247	19.967	15.466	123.587	112.408
10	10:41:33.595	52.586	17.152	19.890	15.544	124.968	108.764
11	10:42:27.008	53.413	17.541	19.918	15.954	122.459	108.941
12	10:43:20.945	53.937	17.553	20.517	15.867	120.265	109.118

Lap	Time of Day	Lap Tm	S1	S2	S3	S3Spd	SFSpd
(16) Colin SIMPSON							
1	10:33:40.446			21.429	16.209	116.912	107.201
2	10:34:34.775	54.329	17.562	20.324	16.443	119.621	99.714
3	10:35:29.519	54.744	18.108	20.289	16.347	115.903	108.064
4	10:36:24.980	55.461	17.520	21.501	16.440	104.366	110.193
5	10:37:23.852	58.872	17.668	20.685	20.519	120.265	111.105
6	10:38:17.570	53.718	17.428	20.577	15.713	119.835	107.717
7	10:39:11.598	54.028	17.364	20.741	15.923	118.147	108.588
8	10:40:06.321	54.723	17.931	20.866	15.926	118.356	106.520
9	10:41:00.943	54.622	17.701	20.639	16.282	119.835	106.015
10	10:41:55.441	54.498	18.241	20.430	15.827	120.265	109.653
11	10:42:49.870	54.429	18.002	20.538	15.889	118.985	109.474
12	10:43:44.886	55.016	18.103	20.886	16.027	119.621	109.653

Lap	Time of Day	Lap Tm	S1	S2	S3	S3Spd	SFSpd
(79) Paul BRYDON							
1	10:33:43.576			20.733	21.014	117.940	104.043
2	10:34:38.540	54.964	18.137	20.730	16.097	118.147	105.349
3	10:35:32.337	53.797	17.458	20.304	16.035	118.356	106.351
4	10:36:26.548	54.211	17.496	20.561	16.154	117.526	106.351
5	10:37:20.838	54.290	17.432	20.506	16.352	117.526	104.856
6	10:38:15.745	54.907	18.133	20.579	16.195	117.116	104.856
7	10:39:10.812	55.067	17.758	20.936	16.373	116.103	105.184
8	10:40:05.726	54.914	17.596	21.109	16.209	115.903	105.848
9	10:41:00.438	54.712	17.727	20.700	16.285	117.321	104.856
10	10:41:55.138	54.700	17.864	20.733	16.103	117.940	104.856
11	10:42:49.812	54.674	17.794	20.526	16.354	117.321	103.561
12	10:43:46.902	57.090	18.903	21.788	16.399	116.912	102.768

Lap	Time of Day	Lap Tm	S1	S2	S3	S3Spd	SFSpd
(8) Finlay CROCKER							
1	10:33:39.736			20.881	16.368	115.107	102.611
2	10:34:34.648	54.912	17.916	20.424	16.572	114.518	102.298
3	10:35:29.482	54.834	17.917	20.510	16.407	113.166	102.142
4	10:36:25.268	55.786	18.505	20.668	16.613	113.166	102.454
5	10:37:20.454	55.186	17.859	20.835	16.492	115.107	101.678
6	10:38:15.604	55.150	18.155	20.499	16.496	114.910	101.832
7	10:39:11.364	55.760	18.215	21.049	16.496	113.357	102.454
8	10:40:07.190	55.826	18.411	21.003	16.412	113.742	102.611
9	10:41:02.267	55.077	17.962	20.384	16.731	115.703	101.218
10	10:41:57.525	55.258	18.036	20.698	16.524	114.129	101.987
11	10:42:52.079	54.554	17.760	20.455	16.339	112.976	102.298
12	10:43:48.429	56.350	18.358	21.234	16.758	111.660	101.371

Lap	Time of Day	Lap Tm	S1	S2	S3	S3Spd	SFSpd
(6) Phil DRYBURGH							
1	10:33:42.442			22.050	17.117	108.064	96.005
2	10:34:40.011	57.569	18.887	21.828	16.854	108.764	96.976
3	10:35:36.788	56.777	18.355	21.499	16.923	107.717	96.143
4	10:36:33.566	56.778	18.506	21.733	16.539	106.859	97.117
5	10:37:30.210	56.644	18.586	21.399	16.659	108.064	96.836
6	10:38:26.131	55.921	18.213	20.991	16.717	108.588	97.117
7	10:39:22.575	56.444	18.300	21.276	16.868	109.832	96.697
8	10:40:18.634	56.059	18.458	20.936	16.665	109.832	96.836
9	10:41:14.234	55.600	18.216	21.051	16.333	109.296	97.682
10	10:42:10.176	55.942	18.165	21.188	16.589	108.764	96.836
11	10:43:06.391	56.215	18.257	20.992	16.966	109.296	97.824
12	10:44:02.102	55.711	18.114	20.839	16.758	109.296	97.967

Lap	Time of Day	Lap Tm	S1	S2	S3	S3Spd	SFSpd
(13) Keith COWIE							
1	10:33:44.794			23.330	17.351	110.193	98.543
2	10:34:46.133	1:01.339	19.719	23.930	17.690	107.717	99.419

Lap	Time of Day	Lap Tm	S1	S2	S3	S3Spd	SFSpd
3	10:35:44.663	58.530	19.413	22.100	17.017	110.922	98.398
4	10:36:42.344	57.681	18.945	22.031	16.705	110.922	98.833
5	10:37:40.049	57.705	18.574	22.022	17.109	111.105	98.398
6	10:38:38.765	58.716	19.569	22.493	16.654	109.832	98.979
7	10:39:35.786	57.021	18.606	21.762	16.653	111.105	99.566
8	10:40:32.901	57.115	18.618	21.642	16.855	110.193	98.543
9	10:41:32.437	59.536	19.524	23.067	16.945	109.653	98.254
10	10:42:30.015	57.578	19.309	21.681	16.588	111.290	98.688
11	10:43:28.567	58.552	18.954	22.847	16.751	107.717	98.543

Lap	Time of Day	Lap Tm	S1	S2	S3	S3Spd	SFSpd
(69) Thomson McINTYRE							
1	10:33:42.807			22.207	16.918		101.524
2	10:34:42.566	59.759	19.325	22.962	17.472	108.941	100.310
3	10:35:41.757	59.191	19.411	22.752	17.028	107.028	100.310
4	10:36:41.263	59.506			17.141		101.524
5	10:37:39.901	58.638			17.305		102.926
6	10:38:41.522	1:01.621	20.231	23.242	18.148	106.520	96.836
7	10:39:42.906	1:01.384	20.289	23.209	17.886		98.979
8	10:40:43.054	1:00.148	19.675	23.077	17.396		99.863
9	10:41:43.014	59.960	19.649	22.882	17.429		98.979
10	10:42:43.173	1:00.159	19.749	22.999	17.411		100.611
11	10:43:44.197	1:01.024	20.173	23.420	17.431		98.833

Lap	Time of Day	Lap Tm	S1	S2	S3	S3Spd	SFSpd
(23) Brian MELDRUM							
1	10:33:49.008			23.498	18.784	109.832	99.714
2	10:34:49.358	1:00.350			17.533	107.717	99.566
3	10:35:48.851	59.493			17.403	109.832	99.419
4	10:36:47.901	59.050			17.728	109.118	98.111
5	10:37:47.576	59.675			17.727	107.201	96.836
6	10:38:47.682	1:00.106	19.795	22.383	17.928	108.413	96.558
7	10:39:46.977	59.295	19.414	22.211	17.670	109.474	97.257
8	10:40:48.273	1:01.296	20.489	23.017	17.790	104.366	96.697
9	10:41:47.720	59.447	19.478	22.364	17.605	110.012	90.932
10	10:42:48.086	1:00.366	19.834	22.680	17.852	107.372	98.111
11	10:43:49.460	1:01.374	20.466	22.875	18.033	107.030	97.117

Lap	Time of Day	Lap Tm	S1	S2	S3	S3Spd	SFSpd
(89) William ROBSON							
1	10:33:47.189			23.546	18.803	104.043	93.335
2	10:34:47.515	1:00.326	19.857	22.670	17.799	105.681	93.988
3	10:35:47.768	1:00.253	19.672	22.715	17.866	105.848	95.188
4	10:36:48.387	1:00.619	19.457	22.808	18.354	106.015 </	



SMRC May Race Meeting

Scottish Saloons & Sportscars Championship

Knockhill 1.267 miles

Race 1 - 1st Race

29/05/2016 10:35

Race started at 10:32:39

Lap	Time of Day	Lap Tm	S1	S2	S3	S3Spd	SFSpd	Lap	Time of Day	Lap Tm	S1	S2	S3	S3Spd	SFSpd
(41) Andrew CHRISTIE															
1	10:33:52.528			25.922	19.555	94.518	85.596								
2	10:34:57.017	1:04.489	21.615	24.431	18.443	95.595	89.239								
3	10:36:00.296	1:03.279	20.767	23.770	18.742	98.833	86.368								
4	10:37:02.759	1:02.463	20.650	23.720	18.093		81.739								
5	10:38:05.119	1:02.360	20.742	23.489	18.129	96.558	89.239								
6	10:39:06.875	1:01.756	19.793	23.210	18.753	97.540	87.952								
7	10:40:09.326	1:02.451	20.664	23.489	18.298	96.419	85.925								
8	10:41:11.148	1:01.822	20.117	23.512	18.193	96.143	87.952								
9	10:42:13.479	1:02.331	20.312	23.685	18.334	95.459	87.837								
10	10:43:15.014	1:01.535	20.102	23.161	18.272	95.323	87.153								
11	10:44:16.633	1:01.619	20.107	23.383	18.129	96.143	86.927								
(28) Scott TOLLAN															
1	10:33:52.525			24.579	20.249	101.218	90.564								
2	10:34:55.991	1:03.466	21.065	23.630	18.771	103.084	90.198								
3	10:36:01.304	1:05.313	21.312	23.449	20.552	99.419	88.532								
4	10:37:04.762	1:03.458	21.118	23.559	18.781	99.714	91.179								
5	10:38:10.397	1:05.635	22.441	23.988	19.206	99.419	89.957								
6	10:39:15.167	1:04.770	21.504	24.339	18.927	97.257	89.836								
7	10:40:19.602	1:04.435	21.642	24.369	18.424	98.833	90.809								
8	10:41:23.583	1:03.981	21.274	23.757	18.950	98.543	89.120								
9	10:42:27.109	1:03.526	20.912	23.663	18.951	98.688	89.002								
10	10:43:31.482	1:04.373	21.097	24.427	18.849	95.323	88.884								
(68) John KENNEDY															
1	10:33:54.043			25.255	20.558	98.688	87.040								
2	10:35:00.494	1:06.451	21.752	25.529	19.170	98.688	91.677								
3	10:36:05.586	1:05.092	21.525	24.758	18.809	97.117	91.303								
4	10:37:10.730	1:05.144	21.518	24.743	18.883	97.824	90.442								
5	10:38:17.557	1:06.827	21.888	24.977	19.962	96.281	88.767								
6	10:39:23.827	1:06.270	21.889	24.919	19.462	96.976	90.320								
7	10:40:30.191	1:06.364	21.769	25.158	19.437	97.540	90.564								
8	10:41:35.876	1:05.685	21.872	24.879	18.934	95.595	90.442								
9	10:42:41.542	1:05.666	21.584	24.527	19.555	96.976	88.532								
10	10:43:47.357	1:05.815	22.351	24.632	18.832	95.188	88.068								
(59) Gary WAIT															
1	10:33:46.303			22.980	17.857		102.926								
2	10:34:45.227	58.924			17.584		99.272								
3	10:35:42.688	57.461			17.505		97.824								
4	10:36:41.065	58.377			17.135		101.524								
5	10:37:39.625	58.560			18.018		101.371								
6	10:38:55.036	1:15.411	19.699	28.595	27.117		61.118								
(29) Robert DRUMMOND															
1	10:33:47.208			22.307	17.858	105.515	116.506								
2	10:34:44.569	57.361	18.785	21.922	16.654	108.941	117.733								
3	10:35:40.248	55.679	18.287	21.518	15.874	129.802	116.709								
4	10:36:36.367	56.119	18.658	21.052	16.409	126.142	117.940								

Clerk of the Course.

Sig : Time :
Chief Timekeeper : Ian Sharp (SMART Timing)

Results available at www.mylaps.com and www.smart-timing.co.uk

Orbits





SMRC May Race Meeting

Lapchart

Scottish Saloons & Sportscars Championship

Knockhill 1.267 miles

Race 1 - 1st Race

29/05/2016 10:35

Race started at 10:32:39

Competitors	Laps											
	1	2	3	4	5	6	7	8	9	10	11	12
Roddie PATERSON (51)	1	51	51	51	51	51	51	51	51	51	51	51
Finlay CROCKER (8)	2	8	8	8	16	8	8	79	79	79	79	16
Colin SIMPSON (16)	3	16	16	16	8	79	79	8	16	16	16	79
Phil DRYBURGH (6)	4	6	79	79	79	16	16	16	8	8	8	8
Thomson McINTYRE (69)	5	69	6	6	6	6	6	6	6	6	6	6
Paul BRYDON (79)	6	79	69	29	29	59	13	13	13	13	13	13
Keith COWIE (13)	7	13	29	69	59	69	69	69	69	69	69	69
Gary WAIT (59)	8	59	59	59	69	13	23	23	23	23	23	23
William ROBSON (89)	9	89	13	13	13	23	89	89	89	89	89	89
Robert DRUMMOND (29)	10	29	89	89	23	89	59	44	44	44	44	44
Brian MELDRUM (23)	11	23	23	23	89	44	44	63	63	63	63	63
Alistair McMILLAN (44)	12	44	28	41	44	63	63	41	41	41	41	41
Scott TOLLAN (28)	13	28	41	63	63	41	41	28	28	28	28	28
Andrew CHRISTIE (41)	14	41	63	28	41	28	28	68	68	68	68	68
John KENNEDY (68)	15	68	68	44	28	68	68					
Graham ROBERTSON (63)	16	63	44	68	68							

Margin of Victory	Avg. Speed	Best Lap Tm	Best Speed	Best Lap by
23.941	85.343	52.387	87.061	51 - Roddie PATERSON

Clerk of the Course.

Orbits

Sig : Time :
 Chief Timekeeper : Ian Sharp (SMART Timing)

Results available at www.mylaps.com and www.smart-timing.co.uk

Printed: 30/05/2016 18:42:36





SMRC May Race Meeting

Scottish Saloons & Sportscars Championship

Knockhill 1.267 miles

Race 10 - 2nd Race

29/05/2016 14:50

Race (12 Laps) started at 14:41:17

POLE POSITION

2 16 Colin SIMPSON
4 8 Finlay CROCKER
6 13 Keith COWIE
8 23 Brian MELDRUM
10 44 Alistair McMILLAN
12 41 Andrew CHRISTIE
14 68 John KENNEDY
16 29 Robert DRUMMOND

1 51 Roddie PATERSON
3 79 Paul BRYDON
5 6 Phil DRYBURGH
7 69 Thomson McINTYRE
9 89 William ROBSON
11 63 Graham ROBERTSON
13 28 Scott TOLLAN
15 59 Gary WAIT

1
2
3
4
5
6
7
8

Clerk of the Course.

Sig : Time :

Chief Timekeeper : Ian Sharp (SMART Timing)

Results available at www.mylaps.com and www.smart-timing.co.uk

Printed: 30/05/2016 18:42:58

Orbits



Race Results



Bulletin No. _____

SMRC May Race Meeting

Sorted on Laps

Scottish BMW Compact Cup

Knockhill 1.267 miles

Race 3 - 1st Race - AMENDED RESULT

29/05/2016 11:25

Race (12 Laps) started at 11:18:46

Pos	No.	Name	Make/Model	CC	Class Code	Laps	Total Tm	Diff	Best Tm	In Lap	Best Speed
1	85	Gary CLARK	BMW Compact	1900	BMWCC	12	12:49.114		1:03.543	8	71.776
2	14	Lee ELRICK	BMW Compact	1900	BMWCN	12	12:55.729	6.615	1:03.576	5	71.738
3	28	Alistair SMITH	BMW Compact	1900	BMWCN	12	12:56.489	7.375	1:03.554	11	71.763
4	23	David McNAUGHTON	BMW Compact	1900	BMWCC	12	12:59.802	10.688	1:03.607	4	71.703
5	72	Cliff HARPER	BMW Compact	1900	BMWCC	12	13:00.151	11.037	1:04.010	4	71.252
6	91	Neil MacINNES	BMW Compact	1900	BMWCN	12	13:00.524	11.410	1:03.983	4	71.282
7	40	Steven GOLDIE	BMW Compact	1900	BMWCN	12	13:04.179	15.065	1:03.852	7	71.428
8	90	Richard SUTHERLAND	BMW Compact	1900	BMWCN	12	13:05.560	16.446	1:04.167	9	71.078
9	81	Douglas SIMPSON	BMW Compact	1900	BMWCN	12	13:10.498	21.384	1:03.921	5	71.351
10	32	Liam GRANT	BMW Compact	1900	BMWCN	12	13:12.055	22.941	1:04.878	5	70.299
11	77	Ashleigh MORRIS	BMW Compact	1900	BMWCC	12	13:14.969	25.855	1:04.609	7	70.591
12	35	Martin BUCHAN	BMW Compact	1900	BMWCN	12	13:15.377	26.263	1:04.845	3	70.334
13	61	Warren DUNBAR	BMW Compact	1900	Guest	12	13:15.509	26.395	1:04.668	7	70.527
14	53	Andrew MACKIE	BMW Compact	1900	BMWCN	12	13:15.546	26.432	1:04.733	7	70.456
15	6	Phil DRYBURGH	BMW Compact	1900	BMWCC	12	13:16.288	27.174	1:04.513	3	70.696
16	84	Robert MARSHALL	BMW Compact	1900	BMWCN	12	13:16.937	27.823	1:04.530	7	70.678
17	5	Colin GILLIESPIE	BMW Compact	1900	BMWCN	12	13:21.259	32.145	1:05.095	4	70.064
18	4	Ray McDOWALL	BMW Compact	1900	BMWCC	12	13:26.875	37.761	1:04.483	10	70.729
19	99	Philip WEBSTER	BMW Compact	1900	BMWCN	12	13:28.283	39.169	1:04.747	3	70.441
20	55	Gordon McSHANNOCK	BMW Compact	1900	BMWCN	12	13:49.331	1:00.217	1:07.704	12	67.364
Not classified											
DNF	75	Michael COURTS	BMW Compact	1900	BMWCC	11	12:18.904	DNF	1:04.143	8	71.104

Announcements

Car No.4 - Racetime includes 10 second time penalty - False Start.

Car No's 23 & 91 - Racetime includes 5 second time penalty - Exceeding track limits.

Car No's 23 & 91 - Racetime includes 15 second cumulative time penalty - Exceeding track limits.

12:45 AMENDED RESULTS - Track limit time penalties to Car's 23 & 91 rescinded.

Margin of Victory	Avg. Speed	Best Lap Tm	Best Speed	Best Lap by
6.615	71.160	1:03.543	71.776	85 - Gary CLARK

Clerk of the Course.

Orbits

Sig : Time :

Chief Timekeeper : Ian Sharp (SMART Timing)

Results available at www.mylaps.com and www.smart-timing.co.uk

Printed: 30/05/2016 18:10:55





SMRC May Race Meeting

Scottish BMW Compact Cup

Knockhill 1.267 miles

Race 3 - 1st Race - AMENDED RESULT

29/05/2016 11:25

Race (12 Laps) started at 11:18:46

Lap	Time of Day	Lap Tm	S1	S2	S3	S3Spd	SFSpd	Lap	Time of Day	Lap Tm	S1	S2	S3	S3Spd	SFSpd
(85) Gary CLARK															
1	11:19:54.252			24.122	19.508	90.320	77.135	3	11:22:04.563	1:04.107	20.635	23.896	19.576	90.686	79.417
2	11:20:57.930	1:03.678	20.638	23.530	19.510	89.358	78.488	4	11:23:08.546	1:03.983	20.642	23.822	19.519	90.686	80.176
3	11:22:01.573	1:03.643	20.599	23.576	19.468	89.120	78.672	5	11:24:12.887	1:04.341	20.603	23.982	19.756	90.686	79.606
4	11:23:05.166	1:03.593	20.498	23.478	19.617	88.649	78.032	6	11:25:17.048	1:04.161	20.618	23.759	19.784	91.055	79.700
5	11:24:08.794	1:03.628	20.528	23.645	19.455	89.358	78.672	7	11:26:22.186	1:05.138	21.265	23.910	19.963	91.802	79.795
6	11:25:12.543	1:03.749	20.465	23.724	19.560	88.649	77.941	8	11:27:28.457	1:06.271	21.763	23.998	20.510	91.677	80.176
7	11:26:16.142	1:03.599	20.604	23.586	19.409	89.120	78.857	9	11:28:33.047	1:04.590	20.438	23.966	20.166	91.552	80.465
8	11:27:19.685	1:03.543	20.517	23.526	19.500	89.716	78.857	10	11:29:37.721	1:04.670	20.703	23.992	19.979	91.802	80.561
9	11:28:23.421	1:03.736	20.507	23.674	19.555	90.564	78.857	11	11:30:42.598	1:04.877	20.481	24.037	20.359	91.552	79.323
10	11:29:27.157	1:03.736	20.474	23.763	19.499	89.836	79.043	12	11:31:46.796	1:04.198	20.657	23.932	19.609	91.802	80.176
11	11:30:31.194	1:04.037	20.492	23.947	19.598	88.416	78.397	(40) Steven GOLDIE							
12	11:31:35.386	1:04.192			19.727	89.239	75.828	1	11:19:56.882			24.399	19.658	90.198	79.230
(14) Lee ELRICK															
1	11:19:56.446			24.328	20.124	90.077	78.765	2	11:21:02.274	1:05.392	21.306	24.610	19.476	90.077	78.765
2	11:21:01.508	1:05.062	21.391	23.833	19.838	91.427	79.136	3	11:22:06.154	1:03.880	20.503	23.880	19.497	90.932	79.230
3	11:22:05.748	1:04.240	20.460	23.616	20.164	90.932	76.259	4	11:23:10.206	1:04.052	20.788	23.736	19.528	90.564	79.323
4	11:23:09.580	1:03.832	20.876	23.570	19.386	90.686	79.043	5	11:24:14.079	1:03.873	20.588	23.803	19.482	91.552	79.136
5	11:24:13.156	1:03.576	20.388	23.575	19.613	91.552	78.950	6	11:25:18.631	1:04.552	20.676	24.114	19.762	90.320	79.606
6	11:25:17.275	1:04.119	21.010	23.640	19.469	90.320	78.857	7	11:26:22.483	1:03.852	20.425	23.808	19.619	92.435	79.985
7	11:26:21.182	1:03.907	20.686	23.793	19.428	90.809	78.580	8	11:27:29.497	1:07.014	21.750	24.764	20.500	91.928	78.123
8	11:27:25.084	1:03.902	20.449	23.761	19.692	89.836	79.323	9	11:28:35.299	1:05.802	20.701	24.065	21.036	91.928	75.742
9	11:28:29.378	1:04.294	20.626	23.765	19.903	90.442	79.985	10	11:29:41.725	1:06.426	21.595	25.458	19.373	88.183	79.043
10	11:29:33.533	1:04.155	20.625	23.767	19.763	90.686	79.606	11	11:30:46.042	1:04.317	20.749	23.958	19.610	90.442	78.672
11	11:30:38.170	1:04.637	20.847	23.786	20.004	90.686	78.032	12	11:31:50.451	1:04.409	20.677	24.065	19.667	90.442	78.488
12	11:31:42.001	1:03.831	20.612	23.705	19.514	90.564	79.043	(90) Richard SUTHERLAND							
(28) Alistair SMITH															
1	11:19:57.622			24.302	19.796		78.672	1	11:19:58.663			24.718	19.594	88.068	78.214
2	11:21:02.762	1:05.140	20.912	24.485	19.743	90.198	78.580	2	11:21:04.018	1:05.355	21.197	24.065	20.093	89.957	77.941
3	11:22:06.967	1:04.205	20.914	23.755	19.536	91.179	79.323	3	11:22:08.368	1:04.350	20.826	23.818	19.706	89.596	78.397
4	11:23:10.947	1:03.980	20.909	23.588	19.483	91.427	79.136	4	11:23:12.827	1:04.459	20.687	23.717	20.055	89.596	77.135
5	11:24:15.242	1:04.295	20.568	24.112	19.615	89.957	79.136	5	11:24:17.144	1:04.317	20.839	23.962	19.516	89.358	78.488
6	11:25:18.822	1:03.580	20.425	23.562	19.593	91.802	80.176	6	11:25:21.544	1:04.400	20.733	24.216	19.451	88.532	79.136
7	11:26:22.759	1:03.937	20.589	23.681	19.667	91.552	79.700	7	11:26:26.465	1:04.921	20.759	24.367	19.795	90.198	78.397
8	11:27:27.579	1:04.820			19.418	92.181	79.890	8	11:27:31.319	1:04.854	20.821	23.700	20.333	90.442	78.305
9	11:28:31.877	1:04.298		24.122	19.685	90.077	79.606	9	11:28:35.486	1:04.167	20.738	23.761	19.668	89.716	79.043
10	11:29:35.548	1:03.671			19.560	91.802	79.606	10	11:29:42.528	1:07.042	21.574	25.673	19.795	87.153	78.214
11	11:30:39.102	1:03.554			19.545	78.950		11	11:30:47.210	1:04.682	20.944	23.931	19.807	89.239	77.761
12	11:31:42.761	1:03.659			19.681	91.427	77.313	12	11:31:51.832	1:04.622	20.938	23.869	19.815	89.358	77.491
(23) David McNAUGHTON															
1	11:19:55.783			24.375	19.845	89.596	77.941	(81) Douglas SIMPSON							
2	11:21:01.161	1:05.378	21.658	24.021	19.699	90.198	79.043	1	11:19:58.219			24.572	20.423	87.380	78.950
3	11:22:05.187	1:04.026	20.441	23.826	19.759	90.320	77.851	2	11:21:03.424	1:05.205	21.291	24.043	19.871	89.716	78.032
4	11:23:08.794	1:03.607	20.527	23.623	19.457	90.442	79.230	3	11:22:08.058	1:04.634	21.011	23.869	19.754	89.716	78.857
5	11:24:13.116	1:04.322	20.775	23.862	19.685	89.477	77.135	4	11:23:12.440	1:04.382	20.571	23.799	20.012	90.077	78.950
6	11:25:17.832	1:04.716	21.339	23.583	19.794	90.564	79.043	5	11:24:16.361	1:03.921	20.433	23.870	19.618	90.198	79.417
7	11:26:22.168	1:04.336	20.699	24.000	19.637	90.564	78.397	6	11:25:20.887	1:04.526	20.554	24.300	19.672	88.183	79.606
8	11:27:27.204	1:05.036	21.540	24.049	19.447	89.836	78.857	7	11:26:26.178	1:05.291	21.041	24.139	20.111	89.477	79.795
9	11:28:32.155	1:04.951	20.662	24.362	19.927	87.494	79.417	8	11:27:30.553	1:04.375	20.639	23.967	19.769	90.320	79.511
10	11:29:36.777	1:04.622	20.748	24.244	19.630	89.716	79.043	9	11:28:34.585	1:04.032	20.435	23.740	19.857	90.686	79.136
11	11:30:41.415	1:04.638	21.090	24.083	19.465	89.716	78.123	10	11:29:45.363	1:10.778	22.119	27.030	21.629	79.511	76.086
12	11:31:46.074	1:04.659	20.857	24.094	19.708	89.836	76.870	11	11:30:51.419	1:06.056	21.963	24.185	19.908	87.952	76.870
(72) Cliff HARPER															
1	11:19:56.472			24.252	19.756	90.564	78.032	12	11:31:56.770	1:05.351	20.979	24.180	20.192	87.837	71.850
2	11:21:02.474	1:06.002	21.340	24.806	19.856	89.836	79.230	(32) Liam GRANT							
3	11:22:06.602	1:04.128	20.751	23.889	19.488	90.932	79.230	1	11:19:59.387			25.196	20.122	88.649	78.397
4	11:23:10.612	1:04.010	20.876	23.836	19.298	90.809	79.136	2	11:21:04.801	1:05.414	21.257	24.297	19.860	89.716	79.043
5	11:24:15.780	1:05.168	20.722	24.873	19.573	89.239	79.417	3	11:22:10.007	1:05.206	20.936	24.408	19.862	89.120	78.857
6	11:25:20.226	1:04.446	20.598	24.262	19.586	89.596	79.136	4	11:23:14.943	1:04.936	20.671	24.283	19.982	88.532	77.135
7	11:26:24.364	1:04.138	20.575	23.858	19.705	90.809	78.950	5	11:24:19.821	1:04.878	20.801	24.164	19.913	89.596	78.765
8	11:27:28.916	1:04.552	20.756	24.151	19.645	91.055	79.230	6	11:25:24.846	1:05.025	20.874	24.439	19.712	89.002	78.580
9	11:28:33.269	1:04.353	20.715	23.882	19.756	91.179	79.043	7	11:26:29.873	1:05.027	20.860	24.171	19.996	89.358	78.950
10	11:29:37.910	1:04.641	20.732	24.053	19.856	91.055	79.230	8	11:27:36.571	1:06.698	22.009	24.734	19.955	89.002	78.214
11	11:30:42.175	1:04.265	20.774	23.876	19.615	91.552	78.765	9	11:28:42.194	1:05.623	21.257	24.324	20.042	89.120	78.488
12	11:31:46.423	1:04.248	20.775												



SMRC May Race Meeting

Scottish BMW Compact Cup

Knockhill 1.267 miles

Race 3 - 1st Race - AMENDED RESULT

29/05/2016 11:25

Race (12 Laps) started at 11:18:46

Lap	Time of Day	Lap Tm	S1	S2	S3	S3Spd	SFSpd	Lap	Time of Day	Lap Tm	S1	S2	S3	S3Spd	SFSpd
(35) Martin BUCHAN															
1	11:20:01.070			25.841	20.032	87.952	77.851	11	11:30:58.263	1:06.501			20.019	83.885	78.214
2	11:21:06.981	1:05.911	21.648	24.352	19.911	89.239	78.123	12	11:32:03.209	1:04.946			20.361	89.239	76.870
3	11:22:11.826	1:04.845	20.991	24.064	19.790	88.884	78.397	(5) Colin GILLIESPIE							
4	11:23:17.429	1:05.603	21.433	24.164	20.006	90.077	78.580	1	11:20:03.241		28.213	25.766	20.744	89.239	78.123
5	11:24:22.527	1:05.098	20.820	24.258	20.020	91.179	78.305	2	11:21:11.043	1:07.802	21.890	25.934	19.978	89.120	79.417
6	11:25:27.644	1:05.117	20.862	24.086	20.169	87.761	77.761	3	11:22:16.426	1:05.383	21.254	24.317	19.812	88.068	79.606
7	11:26:32.783	1:05.139	21.309	24.030	19.800	89.002	78.397	4	11:23:21.521	1:05.095	20.807	24.104	20.184	91.303	79.136
8	11:27:38.290	1:05.507	21.084	24.414	20.009	90.320	78.580	5	11:24:26.738	1:05.217	20.960	24.375	19.882	90.564	79.511
9	11:28:44.150	1:05.860			19.937	88.884	78.123	6	11:25:32.767	1:06.029	21.352	24.821	19.856	88.649	79.511
10	11:29:49.163	1:05.013			20.006	90.077	78.857	7	11:26:38.105	1:05.338	20.998	24.451	19.889	90.320	79.606
11	11:30:55.529	1:06.366	20.982	25.229	20.155	88.767	78.214	8	11:27:44.293	1:06.188	21.329	24.774	20.085	90.564	79.985
12	11:32:01.649	1:06.120			20.651	88.767	78.032	9	11:28:49.480	1:05.187			19.868	90.442	79.606
(61) Warren DUNBAR															
1	11:20:00.961			25.585	20.243	88.299	78.580	10	11:29:55.055	1:05.575			19.888	90.442	79.136
2	11:21:07.190	1:06.229	21.901	24.559	19.769	90.077	79.230	11	11:31:01.033	1:05.978			20.553	91.055	78.765
3	11:22:12.488	1:05.298	21.315	24.182	19.801	89.716	78.950	12	11:32:07.531	1:06.498			21.223	90.932	77.047
4	11:23:17.931	1:05.443	21.341	24.120	19.982	90.077	79.323	(4) Ray McDOWALL							
5	11:24:24.157	1:06.226	21.287	24.842	20.097	89.239	79.700	1	11:20:02.005			26.086	20.471	87.494	77.581
6	11:25:29.152	1:04.995	21.106	24.093	19.796	90.564	78.857	2	11:21:10.817	1:08.812	21.952	26.602	20.258	88.767	77.941
7	11:26:33.820	1:04.668	20.970	24.273	19.425	90.320	79.230	3	11:22:15.920	1:05.103	21.067	23.983	20.053	90.198	77.941
8	11:27:39.242	1:05.422	21.508	24.201	19.713	90.077	79.606	4	11:23:20.640	1:04.720	20.851	24.104	19.765	90.077	78.672
9	11:28:44.514	1:05.272	20.821	24.520	19.931	89.477	78.857	5	11:24:25.355	1:04.715	20.688	24.109	19.918	89.716	78.123
10	11:29:49.386	1:04.872	20.898	24.117	19.857	90.320	78.765	6	11:25:31.702	1:06.347	21.606	24.080	20.661	89.716	77.671
11	11:30:55.648	1:06.262	21.204	25.109	19.949	89.120	78.765	7	11:26:36.674	1:04.972	20.727	24.366	19.879	88.416	78.123
12	11:32:01.781	1:06.133	21.496	24.106	20.531	90.320	77.761	8	11:27:41.842	1:05.168	20.860	24.298	20.010	88.649	78.397
(53) Andrew MACKIE															
1	11:20:01.863		26.425	25.732	19.991	88.416	77.671	9	11:28:46.822	1:04.980	20.960	24.201	19.819	89.836	78.123
2	11:21:08.789	1:06.926	21.973	25.035	19.918	89.120	77.671	10	11:29:51.305	1:04.483	20.965	23.909	19.609	90.564	78.857
3	11:22:13.561	1:04.772	20.976	23.997	19.799	87.952	77.941	11	11:30:57.445	1:06.140	20.935	25.209	19.996	85.270	79.043
4	11:23:18.541	1:04.980	20.862	24.326	19.792	87.722	78.488	12	11:32:03.147	1:05.702	21.006	24.188	20.508	89.239	77.761
5	11:24:23.853	1:05.312	20.910	24.498	19.904	88.532	77.671	(99) Philip WEBSTER							
6	11:25:28.665	1:04.812	20.955	24.124	19.733	88.649	78.123	1	11:20:02.937			25.433	20.274	89.358	78.857
7	11:26:33.398	1:04.733	20.958	23.982	19.793	89.239	77.941	2	11:21:10.362	1:07.425	21.726	25.739	19.960	89.002	78.672
8	11:27:38.641	1:05.243	21.371	23.868	20.004	88.884	78.950	3	11:22:15.109	1:04.747	21.004	24.200	19.543	89.836	79.511
9	11:28:44.910	1:06.269	21.044	24.991	20.234	87.153	77.851	4	11:23:19.896	1:04.787	20.966	24.344	19.477	89.957	80.081
10	11:29:50.278	1:05.368	21.211	24.368	19.789	88.416	77.941	5	11:24:24.646	1:04.750	20.813	24.264	19.673	91.055	79.890
11	11:30:56.065	1:05.787	20.800	25.169	19.818	87.153	78.397	6	11:25:31.027	1:06.381	22.513	24.280	19.588	90.564	79.606
12	11:32:01.818	1:05.753	21.285	24.272	20.196	89.239	77.402	7	11:26:36.956	1:05.929	20.794	25.147	19.988	89.836	79.323
(55) Gordon McSHANNOCK															
1	11:20:04.944					28.716	26.332	8	11:27:42.771	1:05.815	21.139	24.178	20.498	91.303	76.432
2	11:21:13.115	1:08.171	22.440	25.283	20.448	87.722	77.402	9	11:28:47.782	1:05.011	21.158	24.193	19.660	90.932	79.043
3	11:22:21.094	1:07.979	22.034	25.252	20.693	87.608	77.224	10	11:29:53.384	1:05.602	21.136	24.841	19.625	89.957	79.417
4	11:23:29.455	1:08.361	22.136	25.157	21.068	87.153	76.694	11	11:31:00.419	1:07.035	21.587	25.242	20.206	88.767	78.305
5	11:24:38.745	1:09.290	22.350	25.917	21.023	86.035	77.402	12	11:32:14.555	1:14.136	21.212	24.305	28.619	89.358	72.706
6	11:25:46.995	1:08.250	22.019	25.708	20.523	86.814	77.135	(75) Michael COURTS							
7	11:26:55.413	1:08.418	22.281	25.579	20.558	86.927	77.135	1	11:19:57.958			24.037	19.900	91.303	79.230
8	11:28:03.973	1:08.560	22.165	25.745	20.650	86.702	77.402	2	11:21:02.885	1:04.927	21.153	24.087	19.687	89.596	79.136
9	11:29:11.860	1:07.887	21.890	25.444	20.553	87.153	77.491	3	11:22:07.533	1:04.648	21.244	23.762	19.642	91.179	78.857
10	11:30:19.865	1:08.005	21.911	25.376	20.718	86.927	77.491	4	11:23:11.761	1:04.228	20.609	23.931	19.688	91.055	78.950
11	11:31:27.899	1:08.034	21.852	25.654	20.528	86.814	77.402	5	11:24:16.020	1:04.259	20.539	24.008	19.712	91.802	79.606
12	11:32:35.603	1:07.704	21.759	25.390	20.555	87.153	77.135	6	11:25:21.021	1:05.001	20.537	24.639	19.825	87.494	79.323
(84) Robert MARSHALL															
1	11:20:00.487				20.240	88.649	77.402	7	11:26:25.974	1:04.953	20.981	24.205	19.767	91.179	79.700
2	11:21:05.995	1:05.508	20.956	24.500	20.052	87.580	78.580	8	11:27:30.117	1:04.143	20.591	23.969	19.583	90.320	79.795
3	11:22:11.089	1:05.094			19.778	87.952	77.851	9	11:28:34.353	1:04.236	20.439	23.902	19.895	90.077	78.857
4	11:23:17.685	1:06.596		24.188	20.040	89.957	79.136	10	11:29:45.096	1:10.743	22.177	27.030	21.536	85.815	76.607
5	11:24:22.768	1:05.083	20.848	24.202	20.033	91.055	78.765	11	11:31:05.176	1:20.080	23.420	30.178	26.482	80.950	31.097
6	11:25:27.684	1:04.916	20.785	24.202	19.929	90.809	78.032	Clerk of the Course.							
7	11:26:32.214	1:04.530	20.912	23.673	19.945	88.649	77.402	Sig :							
8	11:27:41.687	1:09.473	21.484	24.223	23.766	89.120	69.470	Time :							
9	11:28:47.087	1:05.400			19.927	88.123	78.123	Chief Timekeeper : Ian Sharp (SMART Timing)							
10	11:29:51.762	1:04.675			19.668	89.836	78.857	Results available at www.mylaps.com and www.smart-timing.co.uk							

Clerk of the Course.

Orbits

Sig : Time :
 Chief Timekeeper : Ian Sharp (SMART Timing)
 Results available at www.mylaps.com and www.smart-timing.co.uk





SMRC May Race Meeting

Lapchart


Scottish BMW Compact Cup

Knockhill 1.267 miles

Race 3 - 1st Race - AMENDED RESULT

29/05/2016 11:25

Race (12 Laps) started at 11:18:46



Competitors	Laps	Laps											
		1	2	3	4	5	6	7	8	9	10	11	12
Gary CLARK (85)	1	85	85	85	85	85	85	85	85	85	85	85	85
David McNAUGHTON (23)	2	23	91	91	91	91	91	14	14	14	14	14	14
Neil MacINNES (91)	3	91	23	23	23	23	14	23	23	28	28	28	28
Lee ELRICK (14)	4	14	14	14	14	14	23	91	28	23	23	23	23
Cliff HARPER (72)	5	72	40	40	40	40	40	40	91	91	91	72	72
Steven GOLDIE (40)	6	40	72	72	72	28	28	28	72	72	72	91	91
Alistair SMITH (28)	7	28	28	28	28	72	72	72	40	75	40	40	40
Michael COURTS (75)	8	75	75	75	75	75	81	75	75	81	90	90	90
Douglas SIMPSON (81)	9	81	81	81	81	81	75	81	81	40	75	81	81
Richard SUTHERLAND (90)	10	90	90	90	90	90	90	90	90	90	81	32	32
Liam GRANT (32)	11	32	32	32	32	32	32	32	32	32	32	77	77
Ashleigh MORRIS (77)	12	77	77	84	77	77	77	77	77	77	77	35	35
Robert MARSHALL (84)	13	84	84	77	35	35	35	84	35	35	35	61	61
Warren DUNBAR (61)	14	61	35	35	84	84	84	35	53	61	61	53	53
Martin BUCHAN (35)	15	35	61	61	61	53	53	53	61	53	53	6	6
Andrew MACKIE (53)	16	53	53	53	53	61	61	61	6	6	6	4	4
Ray McDOWALL (4)	17	4	6	6	6	6	6	6	84	4	4	84	84
Phil DRYBURGH (6)	18	6	99	99	99	99	99	4	4	84	84	99	5
Philip WEBSTER (99)	19	99	4	4	4	4	4	99	99	99	99	5	99
Colin GILLIESPIE (5)	20	5	5	5	5	5	5	5	5	5	5	75	55
Gordon McSHANNOCK (55)	21	55	55	55	55	55	55	55	55	55	55	55	55

Margin of Victory	Avg. Speed	Best Lap Tm	Best Speed	Best Lap by
6.615	71.160	1:03.543	71.776	85 - Gary CLARK

Clerk of the Course.

Orbits

 Sig : Time :
 Chief Timekeeper : Ian Sharp (SMART Timing)

 Results available at www.mylaps.com and www.smart-timing.co.uk

Printed: 30/05/2016 18:11:43





SMRC May Race Meeting

Scottish BMW Compact Cup

Knockhill 1.267 miles

Race 12 - 2nd Race

29/05/2016 15:40

Race (12 Laps) started at 15:21:01

POLE POSITION

2
14 Lee ELRICK

1
85 Gary CLARK

1

4
23 David McNAUGHTON

3
28 Alistair SMITH

2

6
91 Neil MacINNES

5
72 Cliff HARPER

3

8
90 Richard SUTHERLAND

7
40 Steven GOLDIE

4

10
32 Liam GRANT

9
81 Douglas SIMPSON

5

12
35 Martin BUCHAN

11
77 Ashleigh MORRIS

6

14
53 Andrew MACKIE

13
61 Warren DUNBAR

7

16
84 Robert MARSHALL

15
6 Phil DRYBURGH

8

18
4 Ray McDOWALL

17
5 Colin GILLIESPIE

9

20
55 Gordon McSHANNOCK

19
99 Philip WEBSTER

10

Clerk of the Course.

Orbits

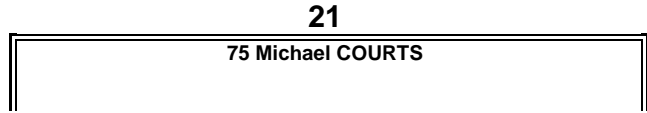

Sig : Time :
 Chief Timekeeper : Ian Sharp (SMART Timing)
 Results available at www.mylaps.com and www.smart-timing.co.uk





SMRC May Race Meeting

Scottish BMW Compact Cup	Knockhill 1.267 miles
Race 12 - 2nd Race	29/05/2016 15:40
Race (12 Laps) started at 15:21:01	



11



Race Results



Bulletin No. _____

SMRC May Race Meeting

Sorted on Laps

Scottish Fiesta Championship

Knockhill 1.267 miles

Race 2 - 1st Race

29/05/2016 11:00

Race (12 Laps) started at 10:54:18

Pos	No.	Name	Make/Model	CC	Class Code	Laps	Total Tm	Diff	Best Tm	In Lap	Best Speed
1	7	Kevin WHYTE	Ford Fiesta ST	2000	ST	12	12:32.606		1:02.051	3	73.501
2	61	Peter CRUICKSHANK	Ford Fiesta ST	2000	ST	12	12:46.495	13.889	1:03.231	8	72.130
3	55	Stephen WARD	Ford Fiesta ST	2000	ST	12	12:46.855	14.249	1:02.987	5	72.409
4	1	Wayne MacCAULAY	Ford Fiesta ST	2000	ST	12	12:50.355	17.749	1:01.980	3	73.586
5	12	Liam ROBERTSON	Ford Fiesta ST	2000	ST	12	12:50.946	18.340	1:03.166	7	72.204
6	24	Steven GRAY	Ford Fiesta XR2	1600	XR	12	12:53.914	21.308	1:03.571	6	71.744
7	50	Jim DEANS	Ford Fiesta XR2	1600	XR	12	12:58.293	25.687	1:03.821	4	71.463
8	57	Alec TOWNLEY	Ford Fiesta XR2	1600	XRN	12	13:14.251	41.645	1:05.114	3	70.044
9	20	Chris McNEILL	Ford Fiesta XR2	1600	XRN	12	13:25.782	53.176	1:06.066	8	69.035
10	81	Graeme CUTHBERT	Ford Fiesta XR2	1600	XRN	11	12:36.838	1 Lap	1:07.149	9	67.921
11	98	Gordon HASTON	Ford Fiesta XR2	1600	XRN	11	13:11.455	1 Lap	1:07.463	9	67.605

Not classified

DNF	18	Barry FARQUHARSON	Ford Fiesta XR2	1600	XRN	2	2:39.722	DNF	1:23.161	2	54.843
DNF	44	Robert KERR	Ford Fiesta XR2	1600	XRN	1	1:21.846	DNF		0	-

Announcements

Car No.1 - Racetime includes 5 second time penalty - Exceeding track limits.

Car No.1 - Racetime includes 15 second cumulative time penalty - Exceeding track limits.

Margin of Victory	Avg. Speed	Best Lap Tm	Best Speed	Best Lap by
13.889	72.721	1:01.980	73.586	1 - Wayne MacCAULAY

Clerk of the Course.

Orbits

Sig : Time :
Chief Timekeeper : Ian Sharp (SMART Timing)Results available at www.mylaps.com and www.smart-timing.co.uk

Printed: 30/05/2016 18:33:10





SMRC May Race Meeting

Scottish Fiesta Championship

Knockhill 1.267 miles

Race 2 - 1st Race

29/05/2016 11:00

Race (12 Laps) started at 10:54:18

Lap	Time of Day	Lap Tm	S1	S2	S3	S3Spd	SFSpd	Lap	Time of Day	Lap Tm	S1	S2	S3	S3Spd	SFSpd
(7) Kevin WHYTE															
1	10:55:24.489			23.244	18.844	92.308	81.146	3	10:57:37.245	1:03.868	20.678	23.629	19.561	86.479	76.000
2	10:56:26.667	1:02.178	20.003	23.363	18.812	92.308	81.343	4	10:58:40.999	1:03.754	20.660	23.651	19.443	86.257	75.828
3	10:57:28.718	1:02.051	19.912	23.232	18.907	92.054	80.755	5	10:59:44.797	1:03.798	20.778	23.519	19.501	86.368	75.828
4	10:58:30.847	1:02.129	19.933	23.360	18.836	91.677	80.465	6	11:00:48.368	1:03.571	20.670	23.463	19.438	86.257	76.000
5	10:59:33.181	1:02.334	19.999	23.440	18.895	91.055	80.465	7	11:01:52.303	1:03.935	20.735	23.666	19.534	85.706	76.086
6	11:00:35.757	1:02.576	20.031	23.649	18.896	90.932	80.465	8	11:02:56.237	1:03.934	20.827	23.570	19.537	86.479	75.914
7	11:01:38.192	1:02.435	19.930	23.478	19.027	90.932	80.272	9	11:04:00.061	1:03.824	20.740	23.546	19.538	86.927	75.742
8	11:02:40.502	1:02.310	19.847	23.462	19.001	91.303	80.081	10	11:05:04.053	1:03.992	20.832	23.544	19.616	85.925	75.914
9	11:03:43.096	1:02.594	20.086	23.539	18.969	90.932	80.272	11	11:06:08.159	1:04.106	20.959	23.581	19.566	87.040	75.914
10	11:04:45.455	1:02.359	19.935	23.446	18.978	91.552	79.795	12	11:07:12.621	1:04.462	21.035	23.734	19.693	86.702	75.828
11	11:05:48.226	1:02.771	20.027	23.725	19.019	91.552	79.985	(50) Jim DEANS							
12	11:06:51.313	1:03.087	20.157	23.561	19.369	91.179	75.317	1	10:55:30.015			23.945	19.581	87.266	74.897
(61) Peter CRUICKSHANK															
1	10:55:25.793			23.522	19.069	90.442	80.081	2	10:56:34.196	1:04.181	20.914	23.684	19.583	87.266	75.828
2	10:56:29.702	1:03.909	20.287	24.146	19.476	89.957	80.368	3	10:57:38.216	1:04.020	20.904	23.640	19.476		75.572
3	10:57:33.372	1:03.670	20.758	23.716	19.196	90.564	79.417	4	10:58:42.037	1:03.821	20.621	23.643	19.557	87.608	75.487
4	10:58:36.963	1:03.591	20.547	23.867	19.177	90.809	79.890	5	10:59:46.022	1:03.985	20.602	23.774	19.609	75.657	75.657
5	10:59:40.260	1:03.297	20.361	23.744	19.192	90.564	80.176	6	11:00:49.988	1:03.966	20.696	23.684	19.586		75.487
6	11:00:43.546	1:03.286	20.333	23.682	19.271	90.077	79.700	7	11:01:54.456	1:04.468	20.656	23.782	20.030	86.479	73.102
7	11:01:47.019	1:03.473	20.447	23.670	19.356	89.596	79.606	8	11:02:58.890	1:04.434	20.857	23.940	19.637	85.379	75.572
8	11:02:50.250	1:03.231	20.381	23.618	19.232	90.198	80.081	9	11:04:03.216	1:04.326	20.724	23.907	19.695		75.148
9	11:03:53.846	1:03.596	20.447	23.791	19.358	89.239	79.700	10	11:05:07.689	1:04.473	20.741	23.923	19.809	85.487	75.233
10	11:04:57.275	1:03.429	20.423	23.712	19.294	89.957	79.323	11	11:06:12.409	1:04.720	20.643	24.058	20.019	86.814	74.813
11	11:06:01.135	1:03.860	20.693	23.884	19.283	89.358	80.368	12	11:07:17.000	1:04.591	20.895	23.917	19.779		75.233
12	11:07:05.202	1:04.067	20.801	23.834	19.432	90.320	77.581	(57) Alec TOWNLEY							
(55) Stephen WARD															
1	10:55:26.619			23.901	18.947	80.272	80.272	1	10:55:30.326			24.365	20.138	85.162	74.730
2	10:56:29.775	1:03.156	20.478	23.583	19.095	78.305	78.305	2	10:56:35.762			24.176	19.818	85.925	75.572
3	10:57:33.629	1:03.854			19.233	77.671	77.671	3	10:57:40.876	1:05.114	21.268	24.005	19.841	86.368	74.897
4	10:58:37.582	1:03.953		23.670	19.366	80.081	80.081	4	10:58:46.745	1:05.869	21.574	24.199	20.096	85.054	74.234
5	10:59:40.569	1:02.987			19.035	80.176	80.176	5	10:59:52.359	1:05.614	21.462	24.269	19.883	84.200	75.233
6	11:00:43.963	1:03.394	20.410	23.593	19.391	80.272	80.272	6	11:00:57.568	1:05.209	21.382	24.106	19.721	85.487	75.064
7	11:01:47.748	1:03.785	20.303	23.646	19.836	79.700	79.700	7	11:02:03.563	1:05.995	21.699	24.387	19.909	85.815	75.064
8	11:02:51.085	1:03.337	20.294	23.733	19.310	80.081	80.081	8	11:03:09.403	1:05.840	21.732	24.224	19.884	84.732	75.317
9	11:03:54.505	1:03.420	20.246	23.452	19.722	79.323	79.323	9	11:04:14.991	1:05.588	21.390	24.337	19.861	84.518	74.981
10	11:04:57.538	1:03.033	20.275	23.481	19.277	79.323	79.323	10	11:05:20.592	1:05.601	21.567	24.161	19.873	85.379	74.813
11	11:06:01.341	1:03.803	20.619	23.957	19.227	80.853	79.985	11	11:06:25.856	1:05.264	21.388	24.146	19.730	85.054	75.064
12	11:07:05.562	1:04.221	20.707	24.117	19.397	79.985	79.985	12	11:07:32.958	1:07.102	21.676	24.976	20.450	83.363	74.316
(1) Wayne MacCAULAY															
1	10:55:24.946			23.254	19.066	92.562	80.658	(20) Chris McNEILL							
2	10:56:27.106	1:02.160	20.075	23.219	18.866	92.308	81.048	1	10:55:32.155			25.060	20.196	85.054	75.317
3	10:57:29.086	1:01.980	19.825	23.237	18.918	91.552	80.950	2	10:56:39.330	1:07.175	22.247	24.861	20.067	85.925	75.317
4	10:58:31.457	1:02.371	20.027	23.447	18.897	91.677	80.950	3	10:57:45.720	1:06.390	21.785	24.532	20.073	85.270	75.317
5	10:59:33.845	1:02.388	19.942	23.483	18.963	91.303	80.272	4	10:58:52.144	1:06.424	21.791	24.510	20.123	84.946	75.572
6	11:00:36.582	1:02.737	20.095	23.597	19.045	91.055	80.658	5	10:59:58.236	1:06.092	21.356	24.708	20.028	85.162	75.148
7	11:01:39.185	1:02.603	20.046	23.489	19.068	90.932	80.853	6	11:01:05.052	1:06.816	21.682	24.882	20.252	83.989	74.813
8	11:02:41.921	1:02.736	19.965	23.704	19.067	90.809	80.755	7	11:02:11.638	1:06.586	21.814	24.765	20.007	84.732	75.064
9	11:03:44.712	1:02.791	20.058	23.569	19.164	90.442	80.081	8	11:03:17.704	1:06.066	21.495	24.621	19.950	84.095	75.402
10	11:04:47.644	1:02.932	20.062	23.612	19.258	90.686	80.176	9	11:04:24.591	1:06.887	21.810	24.919	20.158	84.306	74.730
11	11:05:50.808	1:03.164	20.150	23.869	19.145	90.564	79.985	10	11:05:30.774	1:06.183	21.458	24.748	19.977	84.412	74.897
12	11:06:54.062	1:03.254	20.130	23.845	19.279	90.077	74.399	11	11:06:37.456	1:06.682	21.664	24.809	20.209	84.625	75.657
(12) Liam ROBERTSON															
1	10:55:28.971			23.706	19.705	90.077	78.214	12	11:07:44.489	1:07.033	21.880	25.060	20.093	84.200	74.647
2	10:56:32.235	1:03.264	20.721	23.448	19.095	90.198	80.801	(81) Graeme CUTHBERT							
3	10:57:35.866	1:03.631	20.584	23.876	19.171	89.836	79.890	1	10:55:34.423			26.292	20.511	83.054	72.785
4	10:58:39.307	1:03.441	20.600	23.661	19.180	89.716	79.795	2	10:56:42.988	1:08.565	22.312	25.363	20.890	82.240	74.399
5	10:59:42.813	1:03.506	20.443	23.624	19.439	89.239	79.417	3	10:57:51.957	1:08.969	22.898	25.444	20.627	83.054	73.502
6	11:00:46.560	1:03.747	20.433	23.925	19.389	88.068	79.985	4	10:59:00.486	1:08.529	22.144	25.882	20.503	82.747	73.989
7	11:01:49.726	1:03.166	20.358	23.584	19.224	89.596	79.890	5	11:00:08.462	1:07.976	22.370	25.348	20.258	83.054	73.907
8	11:02:53.854	1:04.128	20.802	23.916	19.410	88.416	79.323	6	11:01:16.575	1:08.113	21.996	25.530	20.587	82.747	73.583
9	11:03:57.746	1:03.892	20.755	23.947	19.190	89.716	79.606	7	11:02:24.887	1:08.312	22.086	26.028	20.198	81.540	73.583
10	11:05:01.541	1:03.795	20.824	23.606	19.365	89.239	79.795	8	11:03:32.995	1:08.108	22.326	25.622	20.160	82.951	73.907
11	11:06:05.625	1:04.084	20.647	24.192	19.245	89.716	79.323	9	11:04:40.144	1:07.149	21.857	25.144	20.148	83.571	73.826
12	11:07:09.653	1:04.028	21.033	23.701	19.294	89.716	79.511	10	11:05:47.854	1:07.710	21.935	25.343	20.432	82.849	73.989
(24) Steven GRAY															
1	10:55:29.219			24.018	20.039	86.146	74.981	11	11:06:55.545	1:07.691	21.946	25.697	20.048	84.412	73.826
2	10:56:33.377	1:04.158	21.050	23.643	19.465	85.925	75.914								



SMRC May Race Meeting

Scottish Fiesta Championship

Knockhill 1.267 miles

Race 2 - 1st Race

29/05/2016 11:00

Race (12 Laps) started at 10:54:18

Lap	Time of Day	Lap Tm	S1	S2	S3	S3Spd	SFSpd	Lap	Time of Day	Lap Tm	S1	S2	S3	S3Spd	SFSpd
8	11:03:33.689	1:08.059	21.876	25.935	20.248	81.244	72.004								
9	11:04:41.152	1:07.463	21.566	25.501	20.396	81.540	71.543								
10	11:06:21.551	1:40.399	21.965	57.775	20.659	79.700	71.089								
11	11:07:30.162	1:08.611	22.473	25.520	20.618	81.146	71.773								

(18) Barry FARQUHARSON

1	10:55:35.268		26.002	21.945	73.664	67.377	
2	10:56:58.429	1:23.161	26.703	27.759	28.699	69.183	29.266

(44) Robert KERR

1	10:55:40.553		28.613	22.573	71.089	69.831
---	--------------	--	--------	--------	--------	--------

Clerk of the Course. Orbits

Sig : Time :
 Chief Timekeeper : Ian Sharp (SMART Timing)
 Results available at www.mylaps.com and www.smart-timing.co.uk





SMRC May Race Meeting

Lapchart

Scottish Fiesta Championship

Knockhill 1.267 miles

Race 2 - 1st Race

29/05/2016 11:00

Race (12 Laps) started at 10:54:18

Competitors	Laps											
	1	2	3	4	5	6	7	8	9	10	11	12
Kevin WHYTE (7)	1	7	7	7	7	7	7	7	7	7	7	7
Wayne MacCAULAY (1)	2	1	1	1	1	1	1	1	1	1	1	1
Peter CRUICKSHANK (61)	3	61	61	61	61	61	61	61	61	61	61	61
Stephen WARD (55)	4	55	55	55	55	55	55	55	55	55	55	55
Liam ROBERTSON (12)	5	12	12	12	12	12	12	12	12	12	12	12
Steven GRAY (24)	6	24	24	24	24	24	24	24	24	24	24	24
Jim DEANS (50)	7	50	50	50	50	50	50	50	50	50	50	50
Alec TOWNLEY (57)	8	57	57	57	57	57	57	57	57	57	57	57
Chris McNEILL (20)	9	20	20	20	20	20	20	20	20	20	20	20
Graeme CUTHBERT (81)	10	81	98	81	81	81	81	81	81	81	81	81
Gordon HASTON (98)	11	98	81	98	98	98	98	98	98	98	98	98
Barry FARQUHARSON (18)	12	18	18									
Robert KERR (44)	13	44										

Margin of Victory	Avg. Speed	Best Lap Tm	Best Speed	Best Lap by
13.889	72.721	1:01.980	73.586	1 - Wayne MacCAULAY

Clerk of the Course.

Sig : Time :
 Chief Timekeeper : Ian Sharp (SMART Timing)

Results available at www.mylaps.com and www.smart-timing.co.uk

Printed: 30/05/2016 18:35:01

Orbits





SMRC May Race Meeting

Scottish Fiesta Championship

Knockhill 1.267 miles

Race 11 - 2nd Race

29/05/2016 15:15

Race (12 Laps) started at 14:59:49

POLE POSITION

2
61 Peter CRUICKSHANK

1
7 Kevin WHYTE

1

4
1 Wayne MacCAULAY

3
55 Stephen WARD

2

6
24 Steven GRAY

5
12 Liam ROBERTSON

3

8
57 Alec TOWNLEY

7
50 Jim DEANS

4

10
81 Graeme CUTHBERT

9
20 Chris McNEILL

5

12
18 Barry FARQUHARSON

11
98 Gordon HASTON

6

13
44 Robert KERR

7

Clerk of the Course.

Orbits

Sig : Time :
Chief Timekeeper : Ian Sharp (SMART Timing)

Results available at www.mylaps.com and www.smart-timing.co.uk



Race Results



Bulletin No. _____

SMRC May Race Meeting

Sorted on Laps

Scottish Legends Championship

Knockhill 1.267 miles

Race 4 - Heat 1

29/05/2016 11:50

Race (8 Laps) started at 11:39:35

Pos	No.	Name	Make/Model	CC	Class Code	Laps	Total Tm	Diff	Best Tm	In Lap	Best Speed
1	1	John PATERSON	Ford Coupe	1250	L	8	8:06.660		59.812	7	76.253
2	71	Ryan McLEISH	Ford Coupe	1250	L R	8	8:15.231	8.571	1:00.604	5	75.256
3	52	Stewart BLACK	Ford Coupe	1250	L	8	8:15.550	8.890	1:00.153	5	75.821
4	37	Ivor GREENWOOD	Ford Coupe	1250	L	8	8:17.232	10.572	1:00.787	3	75.030
5	7	Steve McGILL	Ford Coupe	1250	LT	8	8:17.417	10.757	1:00.610	5	75.249
6	46	Ross McCULLOCH	Ford Coupe	1250	L R	8	8:25.823	19.163	1:00.533	6	75.345
7	88	Jeff PRITCHARD	Ford Coupe	1200	L	8	8:27.358	20.698	1:02.196	2	73.330
8	4	Colin MCNEILL	Ford Coupe	1250	L R	8	8:55.588	48.928	1:04.560	5	70.645
Not classified											
DNF	17	Billy WAIT	37 Ford	1250	L	6	6:37.497	DNF	1:04.123	5	71.126

Margin of Victory	Avg. Speed	Best Lap Tm	Best Speed	Best Lap by
8.571	74.974	59.812	76.253	1 - John PATERSON

Clerk of the Course.

Orbits

Sig : Time :
Chief Timekeeper : Ian Sharp (SMART Timing)

Results available at www.mylaps.com and www.smart-timing.co.uk

Printed: 30/05/2016 18:36:50





SMRC May Race Meeting

Scottish Legends Championship

Knockhill 1.267 miles

Race 4 - Heat 1

29/05/2016 11:50

Race (8 Laps) started at 11:39:35

Lap	Time of Day	Lap Tm	S1	S2	S3	S3Spd	SFSpd	Lap	Time of Day	Lap Tm	S1	S2	S3	S3Spd	SFSpd
(1) John PATERSON								3	11:43:02.527	1:05.285	21.432	24.632	19.221	94.919	86.814
1	11:40:41.081	1:05.147	24.675	22.445	18.027	98.688	89.716	4	11:44:08.069	1:05.542	21.870	24.720	18.952	96.005	86.257
2	11:41:41.001	59.920	19.525	22.530	17.865	98.833	88.884	5	11:45:12.629	1:04.560	20.959	24.509	19.092	95.459	87.494
3	11:42:41.059	1:00.058	19.613	22.444	18.001	98.398	89.002	6	11:46:17.598	1:04.969	21.579	24.451	18.939	95.595	86.479
4	11:43:40.957	59.898	19.462	22.407	18.029	98.688	88.416	7	11:47:23.450	1:05.852	22.248	24.595	19.009	94.651	82.951
5	11:44:41.073	1:00.116	19.416	22.519	18.181	98.398	88.416	8	11:48:30.891	1:07.441	24.045	24.245	19.151	95.188	85.379
6	11:45:41.598	1:00.525	19.374	23.018	18.133	96.976	88.183	(17) Billy WAIT							
7	11:46:41.410	59.812	19.350	22.538	17.924	98.111	88.416	1	11:40:47.721	1:09.767	24.833	24.653	20.281	81.244	79.043
8	11:47:41.963	1:00.553	19.711	22.952	17.890	97.399	88.416	2	11:41:55.007	1:07.286	22.381	25.103	19.802	77.941	81.739
(71) Ryan McLEISH								3	11:42:59.819	1:04.812	21.291	24.379	19.142	89.120	82.341
1	11:40:44.379	1:07.358	25.459	23.365	18.534	100.460	87.494	4	11:44:04.141	1:04.322	20.783	24.365	19.174	89.239	82.543
2	11:41:45.242	1:00.863	19.788	22.797	18.278	100.611	89.120	5	11:45:08.264	1:04.123	20.832	24.141	19.150	90.077	81.938
3	11:42:46.339	1:01.097	19.793	23.132	18.172	99.566	89.120	6	11:46:12.800	1:04.536	20.885	24.304	19.347	88.649	80.176
4	11:43:47.514	1:01.175	19.767	23.185	18.223	99.125	87.494	(52) Stewart BLACK							
5	11:44:48.118	1:00.604	19.945	22.661	17.998	99.419	89.716	1	11:40:43.432	1:06.711	25.479	23.248	17.984	101.524	92.690
6	11:45:48.743	1:00.625	19.662	22.801	18.162	99.419	88.884	2	11:41:44.734	1:01.302	20.102	23.263	17.937	99.272	89.716
7	11:46:49.831	1:01.088	19.786	22.958	18.344	99.125	87.040	3	11:42:45.791	1:01.057	19.966	23.250	17.841	99.272	90.077
8	11:47:50.534	1:00.703	19.722	22.766	18.215	96.697	86.479	4	11:43:47.456	1:01.665	19.988	23.603	18.074	99.863	88.649
(37) Ivor GREENWOOD								5	11:44:47.609	1:00.153	19.604	22.687	17.862	99.272	89.836
1	11:40:42.372	1:06.341	25.505	22.865	17.971	99.863	91.179	6	11:45:49.109	1:01.500	20.314	23.121	18.065	99.714	90.077
2	11:41:43.281	1:00.909	19.885	23.119	17.905	100.011	90.564	7	11:46:50.075	1:00.966	19.668	22.904	18.394	100.310	87.952
3	11:42:44.068	1:00.787	19.863	23.042	17.882	99.125	90.320	8	11:47:50.853	1:00.778	19.713	23.175	17.890	95.868	89.002
4	11:43:45.112	1:01.044	19.898	23.229	17.917	98.833	90.686	(7) Steve McGILL							
5	11:44:45.958	1:00.846	19.686	23.191	17.969	98.398	90.564	1	11:40:43.321	1:07.756	26.435	23.069	18.252	102.611	91.303
6	11:45:47.273	1:01.315	19.725	23.344	18.246	97.682	89.596	2	11:41:44.277	1:00.956	19.779	23.119	18.058	99.863	89.120
7	11:46:49.885	1:02.612	19.769	23.443	19.400	98.254	78.857	3	11:42:45.497	1:01.220	20.198	22.986	18.036	99.863	89.716
8	11:47:52.535	1:02.650	20.695	23.468	18.487	96.005	89.002	4	11:43:46.598	1:01.101	20.120	23.024	17.957	97.540	88.884
(46) Ross McCULLOCH								5	11:44:47.208	1:00.610	19.707	22.974	17.929	98.543	90.077
1	11:40:43.085	1:07.630	26.411	23.097	18.122	100.161	90.320	6	11:45:48.222	1:01.014	20.145	22.919	17.950	97.682	88.183
2	11:41:44.298	1:01.213	19.668	23.197	18.348	100.011	88.884	7	11:46:50.574	1:02.352	20.128	23.211	19.013	99.566	83.571
3	11:42:45.224	1:00.926	19.958	22.969	17.999	98.833	89.358	8	11:47:52.720	1:02.146	20.428	23.121	18.597	95.731	86.479
4	11:43:46.055	1:00.831	19.717	22.872	18.242	99.272	89.358	(46) Ross McCULLOCH							
5	11:44:47.036	1:00.981	19.817	22.859	18.305	99.125	89.358	1	11:40:43.085	1:07.630	26.411	23.097	18.122	100.161	90.320
6	11:45:47.569	1:00.533	19.634	22.760	18.139	98.833	89.716	2	11:41:44.298	1:01.213	19.668	23.197	18.348	100.011	88.884
7	11:46:58.709	1:11.140	19.996	23.015	28.129	100.161	72.706	3	11:42:45.224	1:00.926	19.958	22.969	17.999	98.833	89.358
8	11:48:01.126	1:02.417	20.871	23.168	18.378	97.117	87.722	4	11:43:46.055	1:00.831	19.717	22.872	18.242	99.272	89.358
(88) Jeff PRITCHARD								5	11:44:47.036	1:00.981	19.817	22.859	18.305	99.125	89.358
1	11:40:45.536	1:08.770	26.391	23.950	18.429	98.543	88.767	6	11:45:47.569	1:00.533	19.634	22.760	18.139	98.833	89.716
2	11:41:47.732	1:02.196	20.260	23.604	18.332	97.540	88.068	7	11:46:58.709	1:11.140	19.996	23.015	28.129	100.161	72.706
3	11:42:50.431	1:02.699	20.489	23.559	18.651	96.558	86.814	8	11:48:01.126	1:02.417	20.871	23.168	18.378	97.117	87.722
4	11:43:52.834	1:02.403	20.158	23.776	18.469	95.323	86.590	(88) Jeff PRITCHARD							
5	11:44:55.370	1:02.536	20.402	23.640	18.494	96.005	82.849	1	11:40:45.536	1:08.770	26.391	23.950	18.429	98.543	88.767
6	11:45:58.121	1:02.751	20.395	23.900	18.456	95.053	86.702	2	11:41:47.732	1:02.196	20.260	23.604	18.332	97.540	88.068
7	11:47:00.449	1:02.328	20.287	23.503	18.538	94.785	86.814	3	11:42:50.431	1:02.699	20.489	23.559	18.651	96.558	86.814
8	11:48:02.661	1:02.212	20.114	23.597	18.501	96.005	87.153	4	11:43:52.834	1:02.403	20.158	23.776	18.469	95.323	86.590
(4) Colin MCNEILL								5	11:44:55.370	1:02.536	20.402	23.640	18.494	96.005	82.849
1	11:40:51.460	1:14.204	27.015	27.556	19.633	87.722	87.153	6	11:45:58.121	1:02.751	20.395	23.900	18.456	95.053	86.702
2	11:41:57.242	1:05.782	21.819	24.726	19.237	94.785	86.035	7	11:47:00.449	1:02.328	20.287	23.503	18.538	94.785	86.814

Clerk of the Course.

Sig : Time :

Chief Timekeeper : Ian Sharp (SMART Timing)

Results available at www.mylaps.com and www.smart-timing.co.uk

Printed: 30/05/2016 18:37:18

Orbits





SMRC May Race Meeting

Lapchart

Scottish Legends Championship

Knockhill 1.267 miles

Race 4 - Heat 1

29/05/2016 11:50

Race (8 Laps) started at 11:39:35

Competitors	Laps									
	0	1	2	3	4	5	6	7	8	
Ross McCULLOCH (46)	1	46	1	1	1	1	1	1	1	1
Steve McGILL (7)	2	7	37	37	37	37	37	37	71	71
John PATERSON (1)	3	1	46	7	46	46	46	46	37	52
Ivor GREENWOOD (37)	4	37	7	46	7	7	7	7	52	37
Stewart BLACK (52)	5	52	52	52	52	52	52	71	7	7
Jeff PRITCHARD (88)	6	88	71	71	71	71	71	52	46	46
Ryan McLEISH (71)	7	71	88	88	88	88	88	88	88	88
Colin MCNEILL (4)	8	4	17	17	17	17	17	17	4	4
Billy WAIT (17)	9	17	4	4	4	4	4	4		

Margin of Victory	Avg. Speed	Best Lap Tm	Best Speed	Best Lap by
8.571	74.974	59.812	76.253	1 - John PATERSON

Clerk of the Course.

Orbits

Sig : Time :
Chief Timekeeper : Ian Sharp (SMART Timing)

Results available at www.mylaps.com and www.smart-timing.co.uk

Printed: 30/05/2016 18:37:34



SMRC May Race Meeting

Sorted on Laps

Celtic Speed Mini Cooper Cup

Knockhill 1.267 miles

Race 5 - 1st Race

29/05/2016 12:10

Race (11 Laps) started at 11:57:23

Pos	No.	Name	Make/Model	CC	Class Code	Laps	Total Tm	Diff	Best Tm	In Lap	Best Speed
1	11	Morgan MURRAY	Mini Cooper	1600	SM	11	13:35.328		1:03.174	4	72.195
2	23	Ian MUNRO	Mini Cooper	1600	SM	11	13:35.796	0.468	1:03.168	3	72.202
3	87	Paul BELL	Mini Cooper	1600	SM	11	13:36.280	0.952	1:03.222	3	72.140
4	91	Robbie DALGLEISH	Mini Cooper	1600	SMN	11	13:37.020	1.692	1:03.481	4	71.846
5	33	Dylan O'DONNELL	Mini Cooper	1600	SMN	11	13:37.517	2.189	1:03.626	6	71.682
6	8	Hannah CHAPMAN	Mini Cooper	1600	SM L	11	13:37.973	2.645	1:03.686	6	71.614
7	3	Jock BORTHWICK	Mini Cooper	1600	SM	11	13:38.697	3.369	1:03.998	5	71.265
8	5	Des WHEATLEY	Mini Cooper	1600	SM	11	13:40.393	5.065	1:04.181	3	71.062
9	98	Brandon WALSH	Mini Cooper	1600	SMN	11	13:40.420	5.092	1:03.849	5	71.432
10	26	William BLAKE	Mini Cooper	1600	SM	11	13:41.215	5.887	1:03.611	5	71.699
11	4	Dominic WHEATLEY	Mini Cooper	1600	SMN	11	13:44.329	9.001	1:03.602	3	71.709
12	24	John DUNCAN	Mini Cooper	1600	SMN	11	13:44.646	9.318	1:03.912	5	71.361
13	6	Daniel DREELAN	Mini Cooper	1600	SM	11	13:46.497	11.169	1:04.520	3	70.689
14	30	Callum DRYBURGH	Mini Cooper	1600	SM	11	13:46.653	11.325	1:04.605	4	70.596
15	12	Allan PATERSON	Mini Cooper	1600	SMN	11	13:46.804	11.476	1:04.186	6	71.057
16	96	Taelor SHAND	Mini Cooper	1600	SMN L	11	13:47.048	11.720	1:04.715	3	70.476
17	10	Neal ROBERTSON	Mini Cooper	1600	SMN	11	13:47.172	11.844	1:04.623	10	70.576
18	52	Simon HOLDERNESS	Mini Cooper	1600	SMN	11	13:52.691	17.363	1:05.673	4	69.448
19	50	Andrew BELL	Mini Cooper	1600	SMN	11	13:52.790	17.462	1:05.769	10	69.346
20	99	Jade EDWARDS	Mini Cooper	1600	Guest	11	13:58.348	23.020	1:03.775	10	71.515
21	67	Mark GERAGHTY	Mini Cooper	1600	SMN	11	14:05.290	29.962	1:03.571	5	71.744

Not classified

DNF	9	Martin MCGEOUGH	Mini Cooper	1600	SMN	5	5:39.515	DNF	1:04.653	5	70.543
DNF	61	Malcolm McNAB	Mini Cooper	1600	SM	2	2:10.609	DNF	1:03.372	2	71.969
DNF	7	Jonny DREELAN	Mini Cooper	1600	SMN	2	2:30.841	DNF	1:09.594	2	65.535
DNF	47	Reis ROBERTSON	Mini Cooper	1600	SMN	1	1:47.097	DNF		0	-
DNF	51	Chris MILFORD	Mini Cooper	1600	SM			DNF		0	-

Announcements

Race distance increased to 11 Laps - 2 laps completed behind the Safety Car.

Margin of Victory	Avg. Speed	Best Lap Tm	Best Speed	Best Lap by
0.468	61.533	1:03.168	72.202	23 - Ian MUNRO

Clerk of the Course.

Orbits

Sig : Time :

Chief Timekeeper : Ian Sharp (SMART Timing)

 Results available at www.mylaps.com and www.smart-timing.co.uk

Printed: 30/05/2016 17:57:57



SMRC May Race Meeting

Celtic Speed Mini Cooper Cup

Knockhill 1.267 miles

Race 5 - 1st Race

29/05/2016 12:10

Race (11 Laps) started at 11:57:23

Lap	Time of Day	Lap Tm	S1	S2	S3	S3Spd	SFSpd	Lap	Time of Day	Lap Tm	S1	S2	S3	S3Spd	SFSpd
(11) Morgan MURRAY															
1	11:58:31.430			23.738	19.609	87.153	77.047	8	12:07:26.600	2:25.506	47.988	1:00.110	37.408	34.735	52.799
2	11:59:34.932	1:03.502	20.447	23.688	19.367	87.266	77.402	9	12:08:53.381	1:26.781	37.297	28.778	20.706	70.640	77.941
3	12:00:38.280	1:03.348	20.471	23.537	19.340	86.368	77.135	10	12:09:57.458	1:04.077	20.845	23.810	19.422	87.608	77.224
4	12:01:41.454	1:03.174	20.242	23.462	19.470	86.927	77.313	11	12:11:01.604	1:04.146	20.906	23.725	19.515	87.040	76.958
5	12:02:44.850	1:03.396	20.360	23.631	19.405	86.814	77.313	(3) Jock BORTHWICK							
6	12:03:48.297	1:03.447	20.338	23.574	19.535	86.590	76.345	1	11:58:33.927			24.137	19.610	86.479	76.086
7	12:04:56.154	1:07.857	20.440	23.811	23.606	86.368	50.043	2	11:59:38.719	1:04.792	21.271	23.730	19.791	87.266	75.148
8	12:07:22.254	2:26.100	47.598	1:01.795	36.707	31.068	44.150	3	12:00:43.060	1:04.341	20.491	23.901	19.949	86.035	75.828
9	12:08:51.807	1:29.553	38.447	30.327	20.779	74.981	76.958	4	12:01:47.760	1:04.700	21.476	23.815	19.409	86.702	76.086
10	12:09:55.634	1:03.827	20.816	23.667	19.344	86.368	76.607	5	12:02:51.758	1:03.998	20.541	23.906	19.551	85.270	75.914
11	12:10:58.959	1:03.325	20.376	23.526	19.423	86.814	76.259	6	12:03:56.251	1:04.493	20.847	24.085	19.561	84.946	75.487
(23) Ian MUNRO															
1	11:58:32.443			24.087	19.687	86.479	75.064	7	12:05:01.848	1:05.597	20.885	23.937	20.775	85.487	57.016
2	11:59:36.156	1:03.713	20.715	23.601	19.397	87.040	77.047	8	12:07:27.404	2:25.556	47.986	59.977	37.593	35.320	53.600
3	12:00:39.324	1:03.168	20.283	23.556	19.329	86.927	76.958	9	12:08:53.776	1:26.372	37.639	28.002	20.731	66.509	76.607
4	12:01:42.500	1:03.176	20.345	23.439	19.392	86.927	76.870	10	12:09:57.995	1:04.219	21.114	23.651	19.454	86.479	75.657
5	12:02:45.870	1:03.370	20.293	23.575	19.502	86.257	76.780	11	12:11:02.328	1:04.333	20.607	24.137	19.589	86.146	75.657
6	12:03:49.054	1:03.184	20.227	23.546	19.411	86.479	76.607	(5) Des WHEATLEY							
7	12:04:56.707	1:07.653	20.363	23.648	23.642	82.747	50.916	1	11:58:34.335			24.150	19.669	86.814	75.487
8	12:07:23.438	2:26.731	47.530	1:01.849	37.352	31.126	47.392	2	11:59:39.135	1:04.800	21.040	24.295	19.465	86.590	75.657
9	12:08:51.981	1:28.543	37.584	30.272	20.687	76.000	77.047	3	12:00:43.316	1:04.181	20.682	24.031	19.468	86.479	76.172
10	12:09:56.184	1:04.203	20.804	23.857	19.542	86.702	76.607	4	12:01:48.228	1:04.912	21.538	23.839	19.535	87.266	75.572
11	12:10:59.427	1:03.243	20.290	23.603	19.350	86.368	76.519	5	12:02:52.493	1:04.265	20.733	23.822	19.710	86.927	73.745
(87) Paul BELL															
1	11:58:32.630			24.062	20.029	86.146	74.897	6	12:03:57.502	1:05.009	21.507	23.884	19.618	87.952	75.233
2	11:59:36.455	1:03.825	20.719	23.660	19.446	86.927	77.402	7	12:05:02.708	1:05.206	21.232	23.744	20.230	86.814	57.357
3	12:00:39.677	1:03.222	20.227	23.585	19.410	86.927	76.958	8	12:07:28.930	2:26.222	49.305	59.891	37.026	37.765	51.741
4	12:01:43.026	1:03.349	20.367	23.648	19.334	86.479	76.958	9	12:08:54.626	1:25.696	37.177	27.626	20.893	61.965	76.172
5	12:02:46.600	1:03.574	20.248	23.914	19.412	85.815	76.870	10	12:09:59.034	1:04.408	20.950	23.871	19.587	87.722	74.897
6	12:03:50.028	1:03.428	20.265	23.810	19.353	85.487	76.519	11	12:11:04.024	1:04.990	20.964	24.318	19.708	85.706	74.152
7	12:04:57.930	1:07.902	20.407	23.945	23.550	85.706	53.049	(98) Brandon WALSH							
8	12:07:24.606	2:26.676	47.336	1:02.062	37.278	31.941	49.163	1	11:58:34.923			24.089	19.965	87.266	76.345
9	12:08:52.437	1:27.831	37.340	29.745	20.746	74.399	77.047	2	11:59:39.846	1:04.923	20.906	24.252	19.765	86.146	75.914
10	12:09:56.506	1:04.069	20.551	24.047	19.471	87.608	76.607	3	12:00:44.073	1:04.227	20.573	23.991	19.663	86.146	76.694
11	12:10:59.911	1:03.405	20.248	23.789	19.368	86.146	76.607	4	12:01:48.708	1:04.635	20.978	24.036	19.621	86.927	76.172
(91) Robbie DALGLEISH															
1	11:58:32.747			23.865	19.824	87.153	73.422	5	12:02:52.557	1:03.849	20.537	23.860	19.452	87.153	76.259
2	11:59:37.561	1:04.814	21.269	24.052	19.493	85.487	75.914	6	12:03:57.338	1:04.781	21.159	23.948	19.674	87.153	75.233
3	12:00:41.637	1:04.076	20.368	24.221	19.487	85.815	75.742	7	12:05:03.282	1:05.944	20.759	24.051	21.134	85.054	67.108
4	12:01:45.118	1:03.481	20.400	23.609	19.472	85.706	75.742	8	12:07:28.282	2:25.000	47.533	1:00.203	37.264	35.507	53.772
5	12:02:48.661	1:03.543	20.384	23.615	19.544	86.702	75.742	9	12:08:54.222	1:25.940	37.345	27.741	20.854	66.377	77.671
6	12:03:52.467	1:03.806	20.434	23.702	19.670	86.146	75.828	10	12:09:59.003	1:04.781	20.831	24.233	19.717	87.380	76.000
7	12:04:58.865	1:06.398	20.497	23.716	22.185	86.590	51.741	11	12:11:04.051	1:05.048	21.236	24.253	19.559	86.590	76.000
8	12:07:25.071	2:26.206	46.978	1:02.052	37.176	32.592	49.127	(26) William BLAKE							
9	12:08:52.759	1:27.688	37.317	29.637	20.734	71.620	76.259	1	11:58:35.421			24.035	19.705	86.368	75.914
10	12:09:56.932	1:04.173	20.476	23.986	19.711	87.837	75.742	2	11:59:40.602	1:05.181			20.121	85.815	75.064
11	12:11:00.651	1:03.719	20.460	23.740	19.519	85.925	75.657	3	12:00:45.039	1:04.437	20.683	23.866	19.888	87.153	75.657
(33) Dylan O'DONNELL															
1	11:58:33.462			24.004	19.542	86.368	76.259	4	12:01:49.490	1:04.451			19.502	86.814	76.086
2	11:59:38.452	1:04.990	21.291	23.896	19.803	86.479	75.742	5	12:02:53.101	1:03.611		23.610	19.519	88.183	76.432
3	12:00:42.473	1:04.021	20.489	23.884	19.648	87.266	77.313	6	12:03:58.120	1:05.019			20.014	87.040	74.981
4	12:01:46.294	1:03.821	20.586	23.734	19.501	87.266	76.086	7	12:05:04.414	1:06.294	21.009	23.924	21.361	85.925	67.923
5	12:02:50.120	1:03.826	20.433	23.951	19.442	85.815	76.607	8	12:07:29.399	2:24.985	48.559	59.721	36.705	39.429	54.075
6	12:03:53.746	1:03.626	20.236	23.978	19.412	86.927	76.519	9	12:08:55.277	1:25.878	37.610	27.072	21.196	60.676	76.345
7	12:05:00.792	1:07.046	20.450	24.185	22.411	86.702	55.830	10	12:09:59.331	1:04.054	20.559	23.942	19.553	88.183	76.870
8	12:07:25.856	2:25.064	47.366	1:00.496	37.202	34.592	51.423	11	12:11:04.846	1:05.515	21.699	24.093	19.723	85.815	75.657
9	12:08:53.094	1:27.238	37.163	29.291	20.784	70.491	77.402	(4) Dominic WHEATLEY							
10	12:09:57.164	1:04.070	20.584	23.824	19.662	87.952	76.519	1	11:58:38.750			25.535	19.617	86.146	75.487
11	12:11:01.148	1:03.984	20.739	23.922	19.323	87.040	76.782	2	11:59:42.802	1:04.052	20.610	23.831	19.611	86.590	75.572
(8) Hannah CHAPMAN															
1	11:58:32.902			23.866	19.650	86.702	76.432	3	12:00:46.404	1:03.602	20.447	23.603	19.552	87.040	75.657
2	11:59:37.965	1:05.063	20.891	24.731	19.441	84.412	76.694	4	12:01:50.725	1:04.321	20.892	23.947	19.482	86.479	76.259
3	12:00:42.049	1:04.084	20.566	24.008	19.510	86.035	76.782	5	12:02:54.712	1:03.987			19.962	86.814	76.345
4	12:01:46.386	1:04.337	20.480	23.478	20.379	87.722	72.864	6	12:03:59.380	1:04.668			19.935	86.814	74.897
5	12:02:50.498	1:04.112	20.770	23.648	19.694	85.815	77.313	7	12:05:08.056	1:08.676	21.505	24.916	22.255	76.259	61.793
6	12:03:54.184	1:03.686	20.397	23.698	19.591	87.153	75.402	8	12:07:33.421	2:23.365	49.245	1:00.856	35.264	32.672	53.988
7	12:05:01.094	1:06.910	20.653	23.752	22.505	86.035	56.251	9	12:08:57.085	1:25.664	36.673	25.436	21.555	68.687	77.135
(24) John DUNCAN															
1	11:58:35.756							10	12:10:00.831	1:03.746	20.307	23.721	19.718	86.479	76.086
2	11:59:41.473	1:05.717	21.427	23.772	20.518	86.590	75.148	11	12:11:07.960	1:07.129	21.810	25.705	19.614	86.035	74.399
3	12:00:45.684	1:04.211	20.916	23.698	19.597	86.927	76.000								

Clerk of the Course.

Sig : Time :
 Chief Timekeeper : Ian Sharp (SMART Timing)

SMRC May Race Meeting

Celtic Speed Mini Cooper Cup

Knockhill 1.267 miles

Race 5 - 1st Race

29/05/2016 12:10

Race (11 Laps) started at 11:57:23

Lap	Time of Day	Lap Tm	S1	S2	S3	S3Spd	SFSpd
4	12:01:51.125	1:05.441	21.334	24.596	19.511	85.596	76.870
5	12:02:55.037	1:03.912	20.491	23.653	19.768	86.702	76.694
6	12:03:59.451	1:04.414	20.964	23.752	19.698	87.266	76.172
7	12:05:07.007	1:07.556	21.138	24.831	21.587	78.580	57.951
8	12:07:32.375	2:25.368	49.299	1:01.018	35.051	33.156	53.729
9	12:08:56.595	1:24.220	37.213	25.430	21.577	65.727	77.761
10	12:10:00.661	1:04.066	20.512	23.862	19.692	86.927	76.607
11	12:11:08.277	1:07.616	21.423	26.728	19.465	87.040	76.000
(6) Daniel DREELAN							
1	11:58:39.076		25.797	20.080	85.270	74.897	
2	11:59:44.659	1:05.583	21.539	24.177	19.867	85.596	74.897
3	12:00:49.179	1:04.520	21.148	23.866	19.506	86.257	75.487
4	12:01:53.773	1:04.594	21.066	23.883	19.645	85.706	75.572
5	12:02:59.027	1:05.254	21.118	24.360	19.776	85.706	74.481
6	12:04:03.901	1:04.874	21.091	24.026	19.757	85.596	75.148
7	12:05:12.307	1:08.406	21.831	26.189	20.386	76.870	75.572
8	12:07:33.965	2:21.658	45.874	1:00.971	34.813	32.751	54.692
9	12:08:57.592	1:23.627	37.108	25.109	21.410	76.086	75.233
10	12:10:03.496	1:05.904	21.249	24.872	19.783	85.925	75.828
11	12:11:10.128	1:06.632	21.022	25.388	20.222	82.951	73.664
(30) Callum DRYBURGH							
1	11:58:39.905		21.326	24.008	19.986	84.732	74.813
2	11:59:45.048	1:05.143	21.326	24.008	19.809	85.379	75.064
3	12:00:49.872	1:04.824	21.080	23.849	19.895	85.815	74.070
4	12:01:54.477	1:04.605	20.956	23.893	19.756	85.815	74.897
5	12:02:59.583	1:05.106	21.003	24.301	19.802	85.706	73.262
6	12:04:04.314	1:04.731	21.040	23.900	19.791	86.035	75.233
7	12:05:13.481	1:09.167	21.568	26.835	20.764	77.402	74.234
8	12:07:34.931	2:21.450	45.844	1:00.935	34.671	33.655	58.815
9	12:08:57.987	1:23.056	36.689	25.015	21.352	75.828	75.487
10	12:10:03.008	1:05.021	20.933	24.283	19.805	85.815	75.064
11	12:11:10.284	1:07.276	20.824	26.110	20.342	85.379	74.234
(12) Allan PATERSON							
1	11:58:41.003		27.445	26.253	20.061	85.596	74.981
2	11:59:48.194	1:07.191	22.717	24.858	19.616	85.706	74.564
3	12:00:53.079	1:04.885	21.071	24.077	19.737	85.162	74.481
4	12:01:57.853	1:04.774	21.327	23.775	19.672	85.487	75.148
5	12:02:02.351	1:04.498	20.782	23.973	19.743	85.379	74.399
6	12:04:06.537	1:04.186	20.669	23.907	19.610	85.706	74.897
7	12:05:14.190	1:07.653	20.774	25.945	20.934	76.432	74.399
8	12:07:35.921	2:21.731	46.111	1:00.782	34.838	32.263	59.335
9	12:08:58.865	1:22.944	36.359	25.171	21.414	77.581	75.233
10	12:10:03.862	1:04.997	20.555	24.738	19.704	86.702	75.148
11	12:11:10.435	1:06.573	21.085	25.261	20.227	83.571	74.981
(96) Taelor SHAND							
1	11:58:42.299		26.377	26.860	19.930	85.270	74.897
2	11:59:49.012	1:06.713	21.689	25.332	19.692	85.706	75.233
3	12:00:53.727	1:04.715	20.961	24.112	19.642	86.035	74.897
4	12:01:59.761	1:06.034	21.820	24.243	19.971	85.925	71.391
5	12:03:05.091	1:05.330	21.257	24.109	19.964	85.379	73.989
6	12:04:10.403	1:05.312	20.856	24.576	19.880	84.306	73.826
7	12:05:16.765	1:06.362	21.665	24.850	19.847	84.625	74.730
8	12:07:36.627	2:19.862	44.372	1:00.891	34.599	32.032	58.203
9	12:08:59.463	1:22.836	36.261	25.619	20.956	81.739	74.981
10	12:10:04.346	1:04.883	20.793	24.405	19.685	86.479	75.317
11	12:11:10.679	1:06.333	20.842	25.038	20.453	84.625	70.343
(10) Neal ROBERTSON							
1	11:58:43.950		26.867	29.284	20.491	83.467	75.233
2	11:59:50.296	1:06.346	21.512	24.942	19.892	86.146	75.914
3	12:00:55.904	1:05.608	21.144	24.356	20.108	86.035	75.064
4	12:02:01.354	1:05.450	21.086	24.372	19.992	86.146	73.989
5	12:03:09.140	1:07.786			20.038	84.839	74.316
6	12:04:14.271	1:05.131		24.364	19.749	85.270	75.064
7	12:05:20.842	1:06.571	21.465	24.939	20.167	85.162	74.813
8	12:07:37.877	2:17.035	41.272	1:01.304	34.459	33.944	57.901
9	12:09:00.427	1:22.550	35.999	26.405	20.146	85.270	76.345
10	12:10:05.050	1:04.623	20.870	24.210	19.543	87.266	76.086
11	12:11:10.803	1:05.753	20.984	24.393	20.376	84.946	74.070

Lap	Time of Day	Lap Tm	S1	S2	S3	S3Spd	SFSpd
(52) Simon HOLDERNESS							
1	11:58:41.647		26.417	26.344	20.167	85.379	74.399
2	11:59:49.743	1:08.096	22.345	25.823	19.928	85.925	74.813
3	12:00:55.666	1:05.923	21.168	24.260	20.495	85.270	74.316
4	12:02:01.339	1:05.673	20.971	24.530	20.172	84.946	73.342
5	12:03:09.740	1:08.401	21.925	25.298	21.178	83.571	72.470
6	12:04:15.844	1:06.104	21.411	24.620	20.073	84.200	74.316
7	12:05:24.311	1:08.467	21.666	26.136	20.665	80.853	73.826
8	12:07:38.490	2:14.179	38.483	1:01.511	34.185	34.326	56.727
9	12:09:02.462	1:23.972	36.174	27.164	20.634	81.441	74.316
10	12:10:08.567	1:06.105	21.251	24.631	20.223	84.518	74.234
11	12:11:16.322	1:07.755	21.212	25.846	20.697	81.639	73.182
(50) Andrew BELL							
1	11:58:44.565		27.577	28.013	20.737	83.571	74.152
2	11:59:52.482	1:07.917	21.605	24.959	21.353	84.839	65.343
3	12:00:58.569	1:06.087	21.560	24.668	19.859	85.270	74.481
4	12:02:04.533	1:05.964	21.273	24.684	20.007	84.412	73.907
5	12:03:10.391	1:05.858	21.267	24.669	19.922	84.200	74.399
6	12:04:16.419	1:06.028	21.484	24.673	19.871	84.412	74.564
7	12:05:25.062	1:08.643	22.318	25.518	20.807	79.323	74.399
8	12:07:39.561	2:14.499	39.291	1:01.420	33.788	34.344	65.407
9	12:09:03.033	1:23.472	35.985	26.810	20.677	80.465	74.564
10	12:10:08.802	1:05.769	21.298	24.516	19.955	84.412	73.745
11	12:11:16.421	1:07.619	21.695	25.279	20.645	82.951	72.864
(99) Jade EDWARDS							
1	11:58:35.252		24.169	19.760	86.368	75.317	
2	11:59:41.053	1:05.801	21.006	24.164	20.631	83.675	73.583
3	12:00:45.443	1:04.390	20.821	23.659	19.910	86.702	75.572
4	12:01:50.278	1:04.835	21.169	24.021	19.645	86.479	76.259
5	12:02:54.412	1:04.134	20.339	23.994	19.801	86.590	75.572
6	12:03:59.087	1:04.675	20.728	24.283	19.664	84.200	75.487
7	12:05:05.929	1:06.842	20.761	23.990	22.091	86.368	59.440
8	12:07:31.500	2:25.571	49.097	1:01.037	35.437	31.462	53.049
9	12:08:56.248	1:24.748	37.005	26.030	21.713	59.598	76.519
10	12:10:00.023	1:03.775	20.411	23.847	19.517	86.814	76.345
11	12:11:12.979	1:21.956	20.111	20.111	81.244	75.317	
(67) Mark GERAGHTY							
1	11:58:36.923		27.234	24.243	19.479	85.706	76.259
2	11:59:40.799	1:03.876	20.536	23.759	19.581	86.257	75.317
3	12:00:45.006	1:04.207	20.799	23.775	19.633	87.153	74.399
4	12:01:49.770	1:04.764	21.343	23.806	19.615	87.722	75.657
5	12:02:53.341	1:03.571	20.396	23.600	19.575	87.837	76.172
6	12:03:58.117	1:04.776	21.001	24.036	19.739	86.927	74.070
7	12:05:04.900	1:06.783	21.442	23.697	21.644	87.494	57.259
8	12:07:30.961	2:26.061	49.415	1:00.618	36.028	33.807	56.063
9	12:08:55.668	1:24.707	36.902	26.474	21.331	60.240	76.870
10	12:09:59.587	1:03.919	20.452	23.826	19.641	87.837	75.914
11	12:11:28.921	1:29.334	22.347	35.885	31.102	63.489	24.882
(9) Martin MCGEOUGH							
1	11:58:40.388		25.988	26.122	19.921	86.257	75.064
2	11:59:47.860	1:07.472	23.313	24.510	19.649	85.270	75.657
3	12:00:53.015	1:05.155	21.073	24.138	19.944	85.925	73.989
4	12:01:58.493	1:05.478	22.065	23.850	19.563	86.702	76.432
5	12:03:03.146	1:04.653	20.924	24.014	19.715	86.590	75.572
(61) Malcolm McNAB							
1	11:58:30.868		23.730	19.491	86.035	76.345	
2	11:59:34.240	1:03.372	20.479	23.559	19.334	86.146	76.086
(7) Jonny DREELAN							
1	11:58:44.878		32.277	26.427	20.411	84.518	75.742
2	11:59:54.472	1:09.594	22.194	24.331	23.069	85.925	34.309
(47) Reis ROBERTSON							
1	11:59:10.728			31.287	25.342	71.543	34.030

Clerk of the Course.

Sig : Time :

Chief Timekeeper : Ian Sharp (SMART Timing)

Results available at www.mylaps.com and www.smart-timing.co.uk

Printed: 30/05/2016 17:58:56

Orbits



SMRC May Race Meeting

Lapchart

Celtic Speed Mini Cooper Cup

Knockhill 1.267 miles

Race 5 - 1st Race

29/05/2016 12:10

Race (11 Laps) started at 11:57:23

Competitors	Laps											
	1	2	3	4	5	6	7	8	9	10	11	
Malcolm McNAB (61)	1	61	61	11	11	11	11	11	11	11	11	11
Morgan MURRAY (11)	2	11	11	23	23	23	23	23	23	23	23	23
Ian MUNRO (23)	3	23	23	87	87	87	87	87	87	87	87	87
Paul BELL (87)	4	87	87	91	91	91	91	91	91	91	91	91
Robbie DALGLEISH (91)	5	91	91	8	33	33	33	33	33	33	33	33
Hannah CHAPMAN (8)	6	8	8	33	8	8	8	8	8	8	8	8
Dylan O'DONNELL (33)	7	33	33	3	3	3	3	3	3	3	3	3
Jock BORTHWICK (3)	8	3	3	5	5	5	98	5	98	98	98	5
Des WHEATLEY (5)	9	5	5	98	98	98	5	98	5	5	5	98
Brandon WALSH (98)	10	98	98	67	26	26	67	26	26	26	26	26
Jade EDWARDS (99)	11	99	26	26	67	67	26	67	67	67	67	4
William BLAKE (26)	12	26	67	99	99	99	99	99	99	99	99	24
John DUNCAN (24)	13	24	99	24	4	4	4	24	24	24	24	6
Mark GERAGHTY (67)	14	67	24	4	24	24	24	4	4	4	4	30
Dominic WHEATLEY (4)	15	4	4	6	6	6	6	6	6	6	30	12
Daniel DREELAN (6)	16	6	6	30	30	30	30	30	30	30	6	96
Callum DRYBURGH (30)	17	30	30	9	12	12	12	12	12	12	12	10
Martin MCGEOUGH (9)	18	9	9	12	9	9	96	96	96	96	96	52
Allan PATERSON (12)	19	12	12	96	96	96	10	10	10	10	10	50
Simon HOLDERNESS (52)	20	52	96	52	52	10	52	52	52	52	52	99
Taelor SHAND (96)	21	96	52	10	10	52	50	50	50	50	50	67
Neal ROBERTSON (10)	22	10	10	50	50	50						
Andrew BELL (50)	23	50	50									
Jonny DREELAN (7)	24	7	7									
Reis ROBERTSON (47)	25	47										
-	26											

Margin of Victory	Avg. Speed	Best Lap Tm	Best Speed	Best Lap by
0.468	61.533	1:03.168	72.202	23 - Ian MUNRO

Clerk of the Course.

Orbits

 Sig : Time :
 Chief Timekeeper : Ian Sharp (SMART Timing)

 Results available at www.mylaps.com and www.smart-timing.co.uk


SMRC May Race Meeting

Celtic Speed Mini Cooper Cup

Knockhill 1.267 miles

Race 9 - 2nd Race

29/05/2016 14:30

Race (11 Laps) started at 14:13:17

POLE POSITION

2 23 Ian MUNRO
4 91 Robbie DALGLEISH
6 8 Hannah CHAPMAN
8 5 Des WHEATLEY
10 26 William BLAKE
12 24 John DUNCAN
14 30 Callum DRYBURGH
16 96 Taelor SHAND
18 52 Simon HOLDERNESS
20 99 Jade EDWARDS

1 11 Morgan MURRAY
3 87 Paul BELL
5 33 Dylan O'DONNELL
7 3 Jock BORTHWICK
9 98 Brandon WALSH
11 4 Dominic WHEATLEY
13 6 Daniel DREELAN
15 12 Allan PATERSON
17 10 Neal ROBERTSON
19 50 Andrew BELL

1
2
3
4
5
6
7
8
9
10

Clerk of the Course.

Orbits

Sig : Time :
 Chief Timekeeper : Ian Sharp (SMART Timing)
 Results available at www.mylaps.com and www.smart-timing.co.uk



SMRC May Race Meeting


Celtic Speed Mini Cooper Cup

Knockhill 1.267 miles

Race 9 - 2nd Race

29/05/2016 14:30

Race (11 Laps) started at 14:13:17



22
9 Martin MCGEOUGH

21
67 Mark GERAGHTY

11

24
7 Jonny DREELAN

23
61 Malcolm McNAB

12

26
51 Chris MILFORD

25
47 Reis ROBERTSON

13



OFFICIAL FEEDER SERIES

BEATSON'S
BUILDING SUPPLIES

Race Results

Bulletin No. _____



SMRC May Race Meeting

Sorted on Laps

Scottish FF1600 Championship

Knockhill 1.267 miles

Race 6 - 1st Race

29/05/2016 12:30

Race (12 Laps) started at 12:25:20

Pos	No.	Name	Make/Model	CC	Class Code	Laps	Total Tm	Diff	Best Tm	In Lap	Best Speed
1	25	Neil MacLENNAN	Ray GR14	1600	FFA	12	11:07.248		55.116	6	82.750
2	50	Jamie THORBURN	Ray GR15	1600	FFAN	12	11:13.490	6.242	55.617	5	82.004
3	33	Jordan GRONKOWSKI	Van Diemen JL012K	1600	FFA	12	11:16.691	9.443	55.821	9	81.705
4	71	Matthew COWLEY	Van Dieman JL13	1600	FFAN	12	11:17.895	10.647	55.492	12	82.189
5	92	Matthew CHISHOLM	Van Diemen RF92	1600	FFB	12	11:19.096	11.848	55.749	9	81.810
6	8	Sebastian MELROSE	Ray GR14	1600	FFA	12	11:23.732	16.484	55.784	6	81.759
7	3	Neil BROOME	Swift SC93C	1600	FFB	12	11:24.223	16.975	55.855	3	81.655
8	70	David THORBURN	Ray GR15	1600	FFA	12	11:41.242	33.994	56.766	4	80.345
9	22	Fergus MCINTYRE	Ray GR05	1600	FFA	12	11:54.624	47.376	58.193	4	78.374
10	29	Ross HOWE	Van Dieman RF99	1600	FFAN	12	11:57.795	50.547	57.233	11	79.689
11	30	Steven BARLOW	Ray 98	1600	FFA	11	12:03.348	1 Lap	58.338	10	78.180
Not classified											
DNF	77	Fraser GRAY	Ray GR14	1600	FFA	11	10:56.556	DNF	57.577	10	79.213

Margin of Victory	Avg. Speed	Best Lap Tm	Best Speed	Best Lap by
6.242	82.024	55.116	82.750	25 - Neil MacLENNAN

Clerk of the Course.

Orbits

Sig : Time :
Chief Timekeeper : Ian Sharp (SMART Timing)

Results available at www.mylaps.com and www.smart-timing.co.uk

Printed: 30/05/2016 18:25:56





SMRC May Race Meeting

Scottish FF1600 Championship

Knockhill 1.267 miles

Race 6 - 1st Race

29/05/2016 12:30

Race (12 Laps) started at 12:25:20

Table with columns: Lap, Time of Day, Lap Tm, S1, S2, S3, S3Spd, SFSpd. Contains race results for drivers: Neil MacLENNAN, Jamie THORBURN, Jordan GRONKOWSKI, Matthew COWLEY, Matthew CHISHOLM, Sebastian MELROSE, Neil BROOME, David THORBURN, Fergus MCINTYRE, Ross HOWE, Steven BARLOW.

Clerk of the Course.

Sig : Time : Chief Timekeeper : Ian Sharp (SMART Timing) Results available at www.mylaps.com and www.smart-timing.co.uk

Orbits





OFFICIAL FEEDER SERIES

BEATSON'S
BUILDING SUPPLIES

Race Results

Bulletin No. _____



SMRC May Race Meeting

Scottish FF1600 Championship

Knockhill 1.267 miles

Race 6 - 1st Race

29/05/2016 12:30

Race (12 Laps) started at 12:25:20

Lap	Time of Day	Lap Tm	S1	S2	S3	S3Spd	SFSpd	Lap	Time of Day	Lap Tm	S1	S2	S3	S3Spd	SFSpd
7	12:33:28.514	58.911	19.046	22.128	17.737	97.967	85.815								
8	12:34:27.606	59.092	19.218	22.345	17.529	98.543	86.257								
9	12:35:26.211	58.605	19.088	21.935	17.582	98.398	86.035								
10	12:36:24.549	58.338	18.853	21.803	17.682	98.543	86.146								
11	12:37:23.554	59.005	19.336	21.918	17.751	98.833	86.035								

(77) Fraser GRAY

1	12:26:25.719		23.316	22.141	17.773	103.561	89.239								
2	12:27:23.618	57.899	19.242	21.667	16.990	102.611	92.054								
3	12:28:21.301	57.683	18.878	21.480	17.325	103.561	90.686								
4	12:29:19.304	58.003	18.852	21.717	17.434	103.561	91.055								
5	12:30:17.738	58.434	19.504	21.544	17.386	103.084	90.564								
6	12:31:16.259	58.521	19.117	22.296	17.108	102.298	91.427								
7	12:32:14.408	58.149	19.104	21.769	17.276	103.402	91.552								
8	12:33:12.552	58.144	19.308	21.322	17.514	104.692	91.552								
9	12:34:20.630	1:08.078	18.611	31.038	18.429	104.043	89.596								
10	12:35:18.207	57.577	18.871	21.757	16.949	103.242	92.947								
11	12:36:16.762	58.555	18.909	21.980	17.666	104.856	91.552								

Clerk of the Course.

Orbits

Sig : Time :
Chief Timekeeper : Ian Sharp (SMART Timing)

Results available at www.mylaps.com and www.smart-timing.co.uk



SMRC May Race Meeting

Lapchart

Scottish FF1600 Championship

Knockhill 1.267 miles

Race 6 - 1st Race

29/05/2016 12:30

Race (12 Laps) started at 12:25:20

Competitors	Laps											
	1	2	3	4	5	6	7	8	9	10	11	12
Neil MacLENNAN (25)	1	25	25	25	25	25	25	25	25	25	25	25
Jamie THORBURN (50)	2	50	50	50	50	50	50	50	50	50	50	50
Jordan GRONKOWSKI (33)	3	33	33	33	33	33	33	33	33	33	33	33
Matthew CHISHOLM (92)	4	92	92	92	71	71	92	71	71	71	71	71
Matthew COWLEY (71)	5	71	71	71	92	92	71	92	92	92	92	92
Neil BROOME (3)	6	3	3	3	3	3	3	3	8	8	8	8
Sebastian MELROSE (8)	7	8	8	8	8	8	8	8	3	3	3	3
Ross HOWE (29)	8	29	29	29	29	29	29	29	70	70	70	70
David THORBURN (70)	9	70	77	77	77	77	77	70	22	22	22	22
Fraser GRAY (77)	10	77	22	70	70	70	70	77	77	77	77	29
Fergus MCINTYRE (22)	11	22	70	22	22	22	22	22	29	29	29	
Steven BARLOW (30)	12	30	30	30	30	30	30	30	30	30	30	

Margin of Victory	Avg. Speed	Best Lap Tm	Best Speed	Best Lap by
6.242	82.024	55.116	82.750	25 - Neil MacLENNAN

Clerk of the Course.

Sig : Time :
Chief Timekeeper : Ian Sharp (SMART Timing)

Results available at www.mylaps.com and www.smart-timing.co.uk

Printed: 30/05/2016 18:27:40

Orbits





OFFICIAL FEEDER SERIES

BEATSON'S
BUILDING SUPPLIES

Grid Sheet

Bulletin No. _____



SMRC May Race Meeting

Scottish FF1600 Championship Race 15 - 2nd Race Race (12 Laps) started at 16:35:08	Knockhill 1.267 miles 29/05/2016 16:50
--	---



POLE POSITION

2 50 Jamie THORBURN
4 71 Matthew COWLEY
6 8 Sebastian MELROSE
8 70 David THORBURN
10 29 Ross HOWE
12 77 Fraser GRAY

1 25 Neil MacLENNAN
3 33 Jordan GRONKOWSKI
5 92 Matthew CHISHOLM
7 3 Neil BROOME
9 22 Fergus MCINTYRE
11 30 Steven BARLOW

1
2
3
4
5
6

Clerk of the Course. Orbits

Sig : Time :

Chief Timekeeper : Ian Sharp (SMART Timing)

Results available at www.mylaps.com and www.smart-timing.co.uk





Race Results



Bulletin No. _____

SMRC May Race Meeting

Sorted on Laps

Scottish Classics Championship

Knockhill 1.267 miles

Race 7 - 1st Race

29/05/2016 13:45

Race (12 Laps) started at 13:34:54

Pos	No.	Name	Make/Model	CC	Class Code	Laps	Total Tm	Diff	Best Tm	In Lap	Best Speed
1	77	Tommy GILMARTIN	Morgan +8	3900	CE	12	11:56.068		58.649	3	77.765
2	39	Harry SIMPSON	Ginetta G4R	1851	CG	12	11:56.313	0.245	58.365	2	78.143
3	49	Raymond BOYD	Porsche 911	2998	CD	12	12:14.512	18.444	59.986	4	76.032
4	78	Andrew GRAHAM	Triumph TR8	3900	CE	12	12:27.054	30.986	1:01.066	11	74.687
5	63	John KINMOND	Rover 3500	3500	CE	12	12:29.526	33.458	1:00.699	4	75.139
6	21	Jimmy CROW	Ford Escort	2000	CB	12	12:44.537	48.469	1:01.736	5	73.877
7	17	Ian DALTRY	Alfa Romeo Alfasud	1494	CA	11	12:07.154	1 Lap	1:04.210	7	71.030
8	41	Grant ALLAN	Porsche 911	2994	CD	11	12:09.807	1 Lap	1:04.157	8	71.089
9	10	Andy WALKER	Mallock	1600	CG	11	12:33.852	1 Lap	1:05.993	8	69.111
Not classified											
DNS	57	Bruce MITCHELL	Lotus Europa TC	1800	CB			DNS		0	-

Margin of Victory	Avg. Speed	Best Lap Tm	Best Speed	Best Lap by
0.245	76.431	58.365	78.143	39 - Harry SIMPSON

Clerk of the Course.

Orbits

Sig : Time :
Chief Timekeeper : Ian Sharp (SMART Timing)

Results available at www.mylaps.com and www.smart-timing.co.uk

Printed: 30/05/2016 18:20:40





Race Results



Bulletin No. _____

SMRC May Race Meeting

Lapchart

Scottish Classics Championship

Knockhill 1.267 miles

Race 7 - 1st Race

29/05/2016 13:45

Race (12 Laps) started at 13:34:54

Competitors	Laps												
	1	2	3	4	5	6	7	8	9	10	11	12	
Tommy GILMARTIN (77)	1	77	77	77	77	39	77	77	77	77	77	39	77
Harry SIMPSON (39)	2	39	39	39	39	77	39	39	39	39	39	77	39
Raymond BOYD (49)	3	49	49	49	49	49	49	49	49	49	49	49	49
Andrew GRAHAM (78)	4	78	78	78	78	78	78	78	78	78	78	78	78
John KINMOND (63)	5	63	21	21	21	21	21	21	21	21	63	63	63
Jimmy CROW (21)	6	21	63	63	63	63	63	63	63	21	21	21	21
Andy WALKER (10)	7	10	17	17	17	17	17	17	17	17	17	17	17
Ian DALTRY (17)	8	17	10	10	41	41	41	41	41	41	41	41	41
Grant ALLAN (41)	9	41	41	41	10	10	10	10	10	10	10	10	10
-	10												

Margin of Victory	Avg. Speed	Best Lap Tm	Best Speed	Best Lap by
0.245	76.431	58.365	78.143	39 - Harry SIMPSON

Clerk of the Course.

Orbits

Sig : Time :
Chief Timekeeper : Ian Sharp (SMART Timing)

Results available at www.mylaps.com and www.smart-timing.co.uk

Printed: 30/05/2016 18:21:36





SMRC May Race Meeting

Scottish Classics Championship

Knockhill 1.267 miles

Race 16 - 2nd Race

29/05/2016 17:15

Race (12 Laps) started at 16:53:13

POLE POSITION

2 39 Harry SIMPSON
4 78 Andrew GRAHAM
6 21 Jimmy CROW
8 41 Grant ALLAN
10 57 Bruce MITCHELL

1 77 Tommy GILMARTIN
3 49 Raymond BOYD
5 63 John KINMOND
7 17 Ian DALTRY
9 10 Andy WALKER

1
2
3
4
5

Clerk of the Course.

Sig : Time :
Chief Timekeeper : Ian Sharp (SMART Timing)

Results available at www.mylaps.com and www.smart-timing.co.uk

Printed: 30/05/2016 18:22:11

Orbits



Race Results



Bulletin No. _____

SMRC May Race Meeting

Sorted on Laps

Scottish Legends Championship

Knockhill 1.267 miles

Race 8 - Heat 2

29/05/2016 14:10

Race (8 Laps) started at 13:56:18

Pos	No.	Name	Make/Model	CC	Class Code	Laps	Total Tm	Diff	Best Tm	In Lap	Best Speed
1	1	John PATERSON	Ford Coupe	1250	L	8	8:11.187		59.859	2	76.193
2	52	Stewart BLACK	Ford Coupe	1250	L	8	8:17.932	6.745	1:00.545	2	75.330
3	37	Ivor GREENWOOD	Ford Coupe	1250	L	8	8:18.152	6.965	1:00.748	8	75.078
4	71	Ryan McLEISH	Ford Coupe	1250	L R	8	8:19.476	8.289	1:00.860	3	74.940
5	46	Ross McCULLOCH	Ford Coupe	1250	L R	8	8:19.990	8.803	1:00.652	2	75.197
6	88	Jeff PRITCHARD	Ford Coupe	1200	L	8	8:26.609	15.422	1:01.934	6	73.640
Not classified (80% = 6 Laps)											
	4	Colin MCNEILL	Ford Coupe	1250	L R	4	8:50.665	4 Laps	1:05.622	3	69.502
DNF	7	Steve McGILL	Ford Coupe	1250	LT	5	5:33.714	DNF	1:00.472	2	75.421
DNS	17	Billy WAIT	37 Ford	1250	L			DNS		0	-

Margin of Victory	Avg. Speed	Best Lap Tm	Best Speed	Best Lap by
6.745	74.283	59.859	76.193	1 - John PATERSON

Clerk of the Course.

Orbits

Sig : Time :
Chief Timekeeper : Ian Sharp (SMART Timing)

Results available at www.mylaps.com and www.smart-timing.co.uk

Printed: 30/05/2016 18:37:52





SMRC May Race Meeting

Scottish Legends Championship

Knockhill 1.267 miles

Race 8 - Heat 2

29/05/2016 14:10

Race (8 Laps) started at 13:56:18

Lap	Time of Day	Lap Tm	S1	S2	S3	S3Spd	SFSpd	Lap	Time of Day	Lap Tm	S1	S2	S3	S3Spd	SFSpd
(1) John PATERSON															
1	13:57:23.855	1:04.468	24.010	22.473	17.985	98.833	89.596								
2	13:58:23.714	59.859	19.376	22.556	17.927	98.833	88.884								
3	13:59:23.876	1:00.162	19.587	22.593	17.982	98.688	88.532								
4	14:00:24.109	1:00.233	19.607	22.666	17.960	98.543	87.266								
5	14:01:24.637	1:00.528	19.620	22.784	18.124	97.824	85.162								
6	14:02:25.265	1:00.628	19.638	22.813	18.177	97.682	86.257								
7	14:03:25.649	1:00.384	19.732	22.719	17.933	98.833	87.722								
8	14:04:29.729	1:04.080	20.318	24.031	19.731	91.427	83.363								
(52) Stewart BLACK															
1	13:57:25.675	1:06.246	25.372	22.799	18.075	101.524	90.809								
2	13:58:26.220	1:00.545	19.690	22.918	17.937	98.833	89.239								
3	13:59:27.269	1:01.049	20.200	22.829	18.020	100.310	87.608								
4	14:00:29.347	1:02.078	20.194	23.657	18.227	95.868	86.814								
5	14:01:31.804	1:02.457	20.102	24.177	18.178	99.714	88.532								
6	14:02:33.513	1:01.709	20.196	23.215	18.298	100.310	89.477								
7	14:03:34.948	1:01.435	20.112	23.210	18.113	96.976	86.702								
8	14:04:36.474	1:01.526	20.098	23.255	18.173	96.697	86.590								
(37) Ivor GREENWOOD															
1	13:57:25.378	1:05.490	24.738	22.826	17.926	100.611	90.442								
2	13:58:26.290	1:00.912	20.070	23.151	17.691	101.218	92.435								
3	13:59:27.370	1:01.080	19.704	23.181	18.195	98.398	91.552								
4	14:00:29.371	1:02.001	19.883	23.882	18.236	98.979	89.716								
5	14:01:31.442	1:02.071	19.955	24.074	18.042	100.762	88.532								
6	14:02:33.342	1:01.900	19.983	23.577	18.340	97.399	88.299								
7	14:03:35.946	1:02.604	20.650	23.704	18.250	99.863	89.596								
8	14:04:36.694	1:00.748	19.933	23.038	17.777	100.161	90.932								
(71) Ryan McLEISH															
1	13:57:26.794	1:07.876	25.360	22.849	19.667	98.688	79.795								
2	13:58:28.357	1:01.563	20.220	23.017	18.326	100.460	88.416								
3	13:59:29.217	1:00.860	19.723	22.710	18.427	100.611	86.702								
4	14:00:30.163	1:00.946	19.857	22.665	18.424	99.863	89.239								
5	14:01:31.584	1:01.421	19.698	23.257	18.466	96.697	86.368								
6	14:02:34.706	1:03.122	20.032	24.650	18.440	98.543	86.927								
7	14:03:36.570	1:01.864	19.848	23.543	18.473	98.833	87.722								
8	14:04:38.018	1:01.448	20.153	23.189	18.106	97.257	86.702								
(46) Ross McCULLOCH															
1	13:57:26.776	1:06.736	25.471	22.955	18.310	100.310	90.442								
2	13:58:27.428	1:00.652	19.742	22.859	18.051	100.460	90.932								
3	13:59:29.397	1:01.969	20.149	23.073	18.747	99.419	90.320								
4	14:00:30.980	1:01.583	20.379	22.991	18.213	100.161	88.767								
5	14:01:32.730	1:01.750	19.867	23.607	18.276	97.682	88.767								
6	14:02:34.155	1:01.425	19.901	23.231	18.293	98.833	88.299								
7	14:03:35.977	1:01.822	20.244	23.253	18.325	97.399	87.380								
8	14:04:38.532	1:02.555	20.494	23.552	18.509	100.310	88.767								
(88) Jeff PRITCHARD															
1	13:57:27.879	1:08.930	27.117	23.336	18.477	98.979	89.120								
2	13:58:30.606	1:02.727	20.199	23.303	19.225	97.824	87.952								
3	13:59:32.888	1:02.282	20.315	23.428	18.539	96.836	85.925								
4	14:00:35.717	1:02.829	20.583	23.763	18.483	96.976	85.270								
5	14:01:38.824	1:03.107	20.330	23.555	19.222	95.459	85.379								
6	14:02:40.758	1:01.934	20.355	23.157	18.422	96.005	85.925								
7	14:03:43.210	1:02.452	20.195	23.598	18.659	94.385	86.257								
8	14:04:45.151	1:01.941	20.111	23.416	18.414	95.868	85.815								
(4) Colin MCNEILL															
1	14:01:49.933	5:25.709	4:40.615	25.285	19.809	94.252	84.732								
2	14:02:56.172	1:06.239	22.069	24.759	19.411	94.785	86.146								
3	14:04:01.794	1:05.622	21.944	24.671	19.007	94.919	86.257								
4	14:05:09.207	1:07.413	21.523	26.372	19.518	89.957	85.379								
(7) Steve McGILL															
1	13:57:26.313	1:05.967	24.738	22.884	18.345	100.011	88.416								
2	13:58:26.785	1:00.472	19.678	22.851	17.943	101.524	89.957								
3	13:59:27.657	1:00.872	19.819	22.791	18.262	101.066	89.477								
4	14:00:29.965	1:02.308	19.919	23.704	18.685	98.979	87.608								
5	14:01:52.256	1:22.291	20.290	30.542	31.459	46.186	32.109								

Clerk of the Course.

Sig : Time :
 Chief Timekeeper : Ian Sharp (SMART Timing)
 Results available at www.mylaps.com and www.smart-timing.co.uk

Printed: 30/05/2016 18:38:07

Orbits





SMRC May Race Meeting

Lapchart

Scottish Legends Championship

Knockhill 1.267 miles

Race 8 - Heat 2

29/05/2016 14:10

Race (8 Laps) started at 13:56:18

Competitors	Laps									
	0	1	2	3	4	5	6	7	8	
Ryan McLEISH (71)	1	71	1	1	1	1	1	1	1	1
Jeff PRITCHARD (88)	2	88	37	52	52	52	37	37	52	52
John PATERSON (1)	3	1	52	37	37	37	71	52	37	37
Stewart BLACK (52)	4	52	7	7	7	7	52	46	46	71
Ivor GREENWOOD (37)	5	37	46	46	71	71	46	71	71	46
Ross McCULLOCH (46)	6	46	71	71	46	46	88	88	88	88
Steve McGILL (7)	7	7	88	88	88	88	7			
Colin MCNEILL (4)	8	4	4	4	4	4				
-	9									

Margin of Victory	Avg. Speed	Best Lap Tm	Best Speed	Best Lap by
6.745	74.283	59.859	76.193	1 - John PATERSON

Clerk of the Course.

Orbits

Sig : Time :
 Chief Timekeeper : Ian Sharp (SMART Timing)

Results available at www.mylaps.com and www.smart-timing.co.uk

Printed: 30/05/2016 18:38:27



SMRC May Race Meeting

Sorted on Laps

Celtic Speed Mini Cooper Cup

Knockhill 1.267 miles

Race 9 - 2nd Race

29/05/2016 14:30

Race (11 Laps) started at 14:13:17

Pos	No.	Name	Make/Model	CC	Class Code	Laps	Total Tm	Diff	Best Tm	In Lap	Best Speed
1	11	Morgan MURRAY	Mini Cooper	1600	SM	11	14:02.591		1:03.699	4	71.600
2	87	Paul BELL	Mini Cooper	1600	SM	11	14:04.106	1.515	1:03.774	4	71.516
3	91	Robbie DALGLEISH	Mini Cooper	1600	SMN	11	14:04.334	1.743	1:03.935	4	71.336
4	26	William BLAKE	Mini Cooper	1600	SM	11	14:04.638	2.047	1:04.068	8	71.187
5	33	Dylan O'DONNELL	Mini Cooper	1600	SMN	11	14:05.131	2.540	1:03.901	11	71.374
6	67	Mark GERAGHTY	Mini Cooper	1600	SMN	11	14:05.333	2.742	1:04.027	8	71.233
7	98	Brandon WALSH	Mini Cooper	1600	SMN	11	14:05.751	3.160	1:03.787	10	71.501
8	8	Hannah CHAPMAN	Mini Cooper	1600	SM L	11	14:06.380	3.789	1:03.753	11	71.539
9	61	Malcolm McNAB	Mini Cooper	1600	SM	11	14:08.350	5.759	1:03.896	9	71.379
10	4	Dominic WHEATLEY	Mini Cooper	1600	SMN	11	14:08.972	6.381	1:04.375	8	70.848
11	12	Allan PATERSON	Mini Cooper	1600	SMN	11	14:09.617	7.026	1:04.275	8	70.958
12	47	Reis ROBERTSON	Mini Cooper	1600	SMN	11	14:10.089	7.498	1:04.150	11	71.096
13	99	Jade EDWARDS	Mini Cooper	1600	Guest	11	14:11.879	9.288	1:04.569	3	70.635
14	30	Callum DRYBURGH	Mini Cooper	1600	SM	11	14:12.236	9.645	1:04.908	10	70.266
15	10	Neal ROBERTSON	Mini Cooper	1600	SMN	11	14:13.001	10.410	1:04.851	11	70.328
16	96	Taelor SHAND	Mini Cooper	1600	SMN L	11	14:14.990	12.399	1:04.943	10	70.228
17	9	Martin MCGEOUGH	Mini Cooper	1600	SMN	11	14:15.034	12.443	1:05.159	8	69.996
18	51	Chris MILFORD	Mini Cooper	1600	SM	11	14:15.980	13.389	1:04.899	11	70.276
19	3	Jock BORTHWICK	Mini Cooper	1600	SM	11	14:19.382	16.791	1:04.842	10	70.338
20	24	John DUNCAN	Mini Cooper	1600	SMN	11	14:20.853	18.262	1:04.275	11	70.958
21	52	Simon HOLDERNESS	Mini Cooper	1600	SMN	11	14:24.041	21.450	1:06.426	3	68.660
22	50	Andrew BELL	Mini Cooper	1600	SMN	11	14:24.487	21.896	1:05.891	3	69.218
23	23	Ian MUNRO	Mini Cooper	1600	SM	10	14:14.465	1 Lap	1:03.981	8	71.284
24	6	Daniel DREELAN	Mini Cooper	1600	SM	10	14:20.018	1 Lap	1:04.525	10	70.683
25	7	Jonny DREELAN	Mini Cooper	1600	SMN	10	14:22.716	1 Lap	1:05.158	10	69.997
Not classified											
DNF	5	Des WHEATLEY	Mini Cooper	1600	SM	3	3:23.074	DNF	1:04.815	2	70.367

Announcements

Race distance increased to 11 Laps - 2 Laps completed behind the Safety Car.

Margin of Victory	Avg. Speed	Best Lap Tm	Best Speed	Best Lap by
1.515	59.542	1:03.699	71.600	11 - Morgan MURRAY

Clerk of the Course.

Orbits

Sig : Time :

Chief Timekeeper : Ian Sharp (SMART Timing)

 Results available at www.mylaps.com and www.smart-timing.co.uk

Printed: 30/05/2016 18:00:56



SMRC May Race Meeting

Celtic Speed Mini Cooper Cup

Knockhill 1.267 miles

Race 9 - 2nd Race

29/05/2016 14:30

Race (11 Laps) started at 14:13:17

Lap	Time of Day	Lap Tm	S1	S2	S3	S3Spd	SFSpd	Lap	Time of Day	Lap Tm	S1	S2	S3	S3Spd	SFSpd
9	14:26:27.421	1:04.607	20.913	23.971	19.723	88.068	75.572								
10	14:27:32.240	1:04.819	20.987	24.149	19.683	87.608	75.914								
(6) Daniel DREELAN															
1	14:16:12.064			26.240	20.111	83.467	73.583								
2	14:17:18.267	1:06.203	21.911	24.325	19.967	85.706	73.907								
3	14:18:24.156	1:05.889	21.291	24.183	20.415	86.257	72.314								
4	14:19:33.365	1:09.209	22.289	26.220	20.700	84.839	72.314								
5	14:21:31.482	1:58.117	22.827	47.999	47.291	38.948	34.117								
6	14:23:15.810	1:44.328	46.730	36.284	21.314	79.136	75.487								
7	14:24:21.549	1:05.739	21.368	24.711	19.660	84.946	75.572								
8	14:25:27.838	1:06.289	21.152	24.847	20.290	83.363	72.785								
9	14:26:33.268	1:05.430	21.667	24.057	19.706	85.925	74.981								
10	14:27:37.793	1:04.525	20.859	24.058	19.608	86.479	75.572								
(7) Jonny DREELAN															
1	14:14:34.728		26.417	25.175	21.337	85.925	66.774								
2	14:15:44.070	1:09.342	22.283	24.884	22.175	85.487	43.976								
3	14:18:06.673	2:22.603	1:38.379	23.852	20.372	85.925	72.549								
4	14:19:13.004	1:06.331	21.083	24.751	20.497	85.162	74.152								
5	14:21:30.644	2:17.640	28.914	1:01.464	47.262	39.290	35.696								
6	14:23:15.367	1:44.723	46.763	36.561	21.399	73.907	75.572								
7	14:24:22.012	1:06.645	21.000	24.462	21.183	85.815	62.835								
8	14:25:29.007	1:06.995	22.482	24.403	20.110	86.257	75.317								
9	14:26:35.333	1:06.326	21.493	24.829	20.004	85.596	74.070								
10	14:27:40.491	1:05.158	21.229	24.227	19.702	85.815	74.981								
(5) Des WHEATLEY															
1	14:14:30.195			26.025	19.744	85.596	75.402								
2	14:15:35.010	1:04.815	20.999	24.038	19.778	87.266	74.897								
3	14:16:40.849	1:05.839	21.832	24.205	19.802	86.257	72.549								

Clerk of the Course.

Orbits

 Sig : Time :
 Chief Timekeeper : Ian Sharp (SMART Timing)

 Results available at www.mylaps.com and www.smart-timing.co.uk


SMRC May Race Meeting

Lapchart

Celtic Speed Mini Cooper Cup

Knockhill 1.267 miles

Race 9 - 2nd Race

29/05/2016 14:30

Race (11 Laps) started at 14:13:17

Competitors	Laps										
	1	2	3	4	5	6	7	8	9	10	11
Morgan MURRAY (11)	11	11	11	11	11	11	11	11	11	11	11
Paul BELL (87)	87	23	91	91	91	91	91	91	87	87	87
Ian MUNRO (23)	23	91	87	87	87	87	87	87	91	91	91
Robbie DALGLEISH (91)	91	87	33	26	26	26	26	26	26	26	26
Dylan O'DONNELL (33)	33	33	8	33	67	67	67	67	33	67	33
Jock BORTHWICK (3)	3	8	26	3	33	33	33	33	67	33	67
Hannah CHAPMAN (8)	8	3	3	67	98	98	98	98	98	98	98
William BLAKE (26)	26	26	5	98	4	4	4	4	8	8	8
Des WHEATLEY (5)	5	5	24	8	8	8	8	8	4	61	61
Brandon WALSH (98)	98	24	98	4	12	12	12	12	61	4	4
John DUNCAN (24)	24	98	67	12	99	99	99	61	12	12	12
Dominic WHEATLEY (4)	4	4	4	30	61	61	61	99	47	47	47
Allan PATERSON (12)	12	12	30	99	30	30	30	47	99	99	99
Callum DRYBURGH (30)	30	67	12	61	47	47	47	30	30	30	30
Mark GERAGHTY (67)	67	30	99	24	10	10	10	10	10	10	10
Neal ROBERTSON (10)	10	99	61	96	96	96	96	96	96	96	96
Jade EDWARDS (99)	99	61	23	47	9	9	9	9	9	9	9
Taelor SHAND (96)	96	10	96	10	51	51	51	51	51	51	51
Malcolm McNAB (61)	61	96	47	9	3	52	52	52	3	3	3
Reis ROBERTSON (47)	47	47	10	51	52	50	50	50	52	24	24
Simon HOLDERNESS (52)	52	52	9	52	50	24	24	3	24	52	52
Chris MILFORD (51)	51	9	52	50	24	3	3	24	50	50	50
Martin MCGEOUGH (9)	9	51	51	23	23	23	23	23	23	23	23
Jonny DREELAN (7)	7	50	50	7	7	7	6	6	6	6	6
Andrew BELL (50)	50	7	7	6	6	6	7	7	7	7	7
Daniel DREELAN (6)	6	6	6								

Margin of Victory	Avg. Speed	Best Lap Tm	Best Speed	Best Lap by
1.515	59.542	1:03.699	71.600	11 - Morgan MURRAY

Clerk of the Course.

Orbits

 Sig : Time :
 Chief Timekeeper : Ian Sharp (SMART Timing)

 Results available at www.mylaps.com and www.smart-timing.co.uk


SMRC May Race Meeting

Celtic Speed Mini Cooper Cup

Knockhill 1.267 miles

Race 14 - 3rd Race

29/05/2016 16:30

Race (9 Laps) started at 16:15:40

POLE POSITION

2	98 Brandon WALSH
4	26 William BLAKE
6	87 Paul BELL
8	67 Mark GERAGHTY
10	4 Dominic WHEATLEY
12	47 Reis ROBERTSON
14	30 Callum DRYBURGH
16	96 Taelor SHAND
18	51 Chris MILFORD
20	24 John DUNCAN

1	8 Hannah CHAPMAN
3	33 Dylan O'DONNELL
5	91 Robbie DALGLEISH
7	11 Morgan MURRAY
9	61 Malcolm McNAB
11	12 Allan PATERSON
13	99 Jade EDWARDS
15	10 Neal ROBERTSON
17	9 Martin MCGEOUGH
19	3 Jock BORTHWICK

1
2
3
4
5
6
7
8
9
10

Clerk of the Course.

Orbits

Sig : Time :
 Chief Timekeeper : Ian Sharp (SMART Timing)
 Results available at www.mylaps.com and www.smart-timing.co.uk



SMRC May Race Meeting


Celtic Speed Mini Cooper Cup

Knockhill 1.267 miles

Race 14 - 3rd Race

29/05/2016 16:30

Race (9 Laps) started at 16:15:40



22
50 Andrew BELL

21
52 Simon HOLDERNESS

11

24
6 Daniel DREELAN

23
23 Ian MUNRO

12

26
5 Des WHEATLEY

25
7 Jonny DREELAN

13

Car No.67 - 5 place grid penalty applied.

Race Results



Bulletin No. _____

SMRC May Race Meeting

Sorted on Laps

Scottish Saloons & Sportscars Championship

Knockhill 1.267 miles

Race 10 - 2nd Race

29/05/2016 14:50

Race (12 Laps) started at 14:41:17

Pos	No.	Name	Make/Model	CC	Class	Laps	Total Tm	Diff	Best Tm	In Lap	Best Speed
1	51	Roddie PATERSON	Caterham	2300	A3	12	10:36.828		52.154	10	87.449
2	8	Finlay CROCKER	Honda Civic TCR	2000	A2	12	11:05.032	28.204	54.496	9	83.691
3	16	Colin SIMPSON	Marcos Mantis	5000	A2	12	11:05.204	28.376	54.225	4	84.110
4	79	Paul BRYDON	BMW M3	3200T	A2	12	11:09.554	32.726	54.666	3	83.431
5	6	Phil DRYBURGH	Ginetta G50	4500	A2	12	11:13.715	36.887	55.063	10	82.829
6	13	Keith COWIE	Seat Leon Supercopa	2000	A2	11	10:42.174	1 Lap	57.175	8	79.770
7	69	Thomson McINTYRE	Subaru Impreza	2000	B1	11	11:13.137	1 Lap	59.068	2	77.213
8	89	William ROBSON	Ford Focus RS	2500	B1	11	11:15.632	1 Lap	1:00.340	8	75.586
9	23	Brian MELDRUM	Seat Leon Sport	2000	B1	11	11:19.008	1 Lap	59.777	2	76.298
10	63	Graham ROBERTSON	BMW E46 M3	3200	A2	10	10:37.767	2 Laps	1:01.217	2	74.503
11	41	Andrew CHRISTIE	MK Indy	2000	B2	10	10:50.212	2 Laps	1:02.247	6	73.270
12	28	Scott TOLLAN	Escort Cosworth	2000	A1	10	10:57.776	2 Laps	1:02.526	7	72.943

Not classified

DNS	44	Alistair McMILLAN	Ultima GTR	3000	A2			DNS		0	-
DNS	68	John KENNEDY	Subaru GC8	2000T	B1			DNS		0	-
DNS	59	Gary WAIT	Ford Sierra Cosworth	2000	A2			DNS		0	-
DNS	29	Robert DRUMMOND	Ford Escort Cosworth	2000	A1			DNS		0	-

Announcements

Car No.41 - Racetime includes 10 second time penalty - Out of position on Grid.

Margin of Victory	Avg. Speed	Best Lap Tm	Best Speed	Best Lap by
28.204	85.942	52.154	87.449	51 - Roddie PATERSON

Clerk of the Course.

Orbits

Sig : Time :
Chief Timekeeper : Ian Sharp (SMART Timing)

Results available at www.mylaps.com and www.smart-timing.co.uk

Printed: 30/05/2016 18:43:13





SMRC May Race Meeting

Scottish Saloons & Sportscars Championship

Knockhill 1.267 miles

Race 10 - 2nd Race

29/05/2016 14:50

Race (12 Laps) started at 14:41:17

Lap	Time of Day	Lap Tm	S1	S2	S3	S3Spd	SFSpd	Lap	Time of Day	Lap Tm	S1	S2	S3	S3Spd	SFSpd
1	14:42:27.863			24.190	18.810	99.419	89.477								
2	14:43:31.625	1:03.762	21.353	23.767	18.642	101.371	89.957								
3	14:44:37.551	1:05.926	21.316	23.649	20.961	90.686	69.183								
4	14:45:47.591	1:10.040	24.717	25.074	20.249	87.608	89.120								
5	14:46:51.682	1:04.091	21.101	23.119	19.871	101.066	85.596								
6	14:47:58.590	1:06.908	21.981	25.890	19.037	95.323	88.884								
7	14:49:01.116	1:02.526	20.762	22.918	18.846	96.005	88.767								
8	14:50:05.796	1:04.680	21.471	23.597	19.612	99.419	87.837								
9	14:51:10.722	1:04.926	22.088	23.726	19.112	93.076	87.722								
10	14:52:15.090	1:04.368	21.819	23.483	19.066	99.272	88.532								

Clerk of the Course.

Orbits

Sig : Time :
 Chief Timekeeper : Ian Sharp (SMART Timing)
 Results available at www.mylaps.com and www.smart-timing.co.uk





SMRC May Race Meeting

Lapchart

Scottish Saloons & Sportscars Championship

Knockhill 1.267 miles

Race 10 - 2nd Race

29/05/2016 14:50

Race (12 Laps) started at 14:41:17

Competitors	Laps											
	1	2	3	4	5	6	7	8	9	10	11	12
Roddie PATERSON (51)	1	51	51	51	51	51	51	51	51	51	51	51
Colin SIMPSON (16)	2	16	16	16	16	16	16	16	16	16	16	8
Paul BRYDON (79)	3	79	79	79	79	79	8	8	8	8	8	16
Finlay CROCKER (8)	4	8	8	8	8	8	79	79	79	79	79	79
Phil DRYBURGH (6)	5	6	6	6	6	6	6	6	6	6	6	6
Keith COWIE (13)	6	13	13	13	13	13	13	13	13	13	13	13
Brian MELDRUM (23)	7	23	69	69	69	69	69	69	69	69	69	69
Thomson McINTYRE (69)	8	69	23	23	23	23	23	23	89	89	89	89
William ROBSON (89)	9	89	89	89	89	89	89	89	23	23	23	23
Graham ROBERTSON (63)	10	63	63	63	63	63	63	63	63	63	63	63
Andrew CHRISTIE (41)	11	41	41	41	41	41	41	41	41	41	41	41
Scott TOLLAN (28)	12	28	28	28	28	28	28	28	28	28	28	28
-	13											
-	14											
-	15											
-	16											

Margin of Victory	Avg. Speed	Best Lap Tm	Best Speed	Best Lap by
28.204	85.942	52.154	87.449	51 - Roddie PATERSON

Clerk of the Course.

Orbits

Sig : Time :
 Chief Timekeeper : Ian Sharp (SMART Timing)

Results available at www.mylaps.com and www.smart-timing.co.uk

Printed: 30/05/2016 18:43:42



Scottish Saloons & Sportscars Championship

2016

Pos	No.	Name	Total	Diff	Gap	#1	#2	#3	#4	#5	#6
						Total	Total	Total	Total	Total	Total
1	89	William ROBSON	122	0	0	25	25	18	18	16	20
2	79	Paul BRYDON	121	1	1	20	20	20	25	20	16
3	16	Colin SIMPSON	109	13	12	25	0	25	14	25	20
4	28	Scott TOLLAN	109	13	0	20	25	14	14	18	18
5	8	Finlay CROCKER	75	47	34	x	x	14	20	16	25
6	51	Roddie PATERSON	72	50	3	x	x	18	18	18	18
7	23	Brian MELDRUM	72	50	0	20	16	x	x	20	16
8	63	Graham ROBERTSON	69	53	3	12	14	12	12	9	10
9	6	Phil DRYBURGH	67	55	2	14	25	x	x	14	14
10	4	Mark DAWSON	64	58	3	16	16	16	16	x	x
11	1	Ian DONALDSON	61	61	3	25	0	18	18	x	x
12	68	John KENNEDY	50	72	11	16	20	x	x	14	0
13	69	Thomson McINTYRE	50	72	0	x	x	0	0	25	25
14	13	Keith COWIE	46	76	4	10	12	x	x	12	12
15	64	Charlie FRASER	36	86	10	18	18	0	0	x	x
16	41	Andrew CHRISTIE	36	86	0	x	x	x	x	18	18
17	44	Alistair McMILLAN	10	112	26	x	x	0	0	10	0
18	29	Robert DRUMMOND	0	122	10	x	x	x	x	0	0
19	59	Gary WAIT	0	122	0	x	x	0	0	0	0
20	56	Adam KINDNESS	0	122	0	0	0	x	x	x	x
21	47	Graham DAVIDSON	0	122	0	0	0	x	x	x	x

Event Legend

#1	03/04/2016	SMRC Spring Race Meeting	#4	01/05/2016	SMRC May Day Race Meeting
#2	03/04/2016	SMRC Spring Race Meeting	#5	29/05/2016	SMRC May Race Meeting
#3	01/05/2016	SMRC May Day Race Meeting	#6	29/05/2016	SMRC May Race Meeting

Championship points are unofficial and given as an indication only.

Official Championship points will be published on the SMRC website.

Race Results



Bulletin No. _____

SMRC May Race Meeting

Sorted on Laps

Scottish Fiesta Championship

Knockhill 1.267 miles

Race 11 - 2nd Race

29/05/2016 15:15

Race (12 Laps) started at 14:59:49

Pos	No.	Name	Make/Model	CC	Class Code	Laps	Total Tm	Diff	Best Tm	In Lap	Best Speed
1	7	Kevin WHYTE	Ford Fiesta ST	2000	ST	12	12:40.145		1:02.467	3	73.012
2	1	Wayne MacCAULAY	Ford Fiesta ST	2000	ST	12	12:45.879	5.734	1:02.215	2	73.308
3	61	Peter CRUICKSHANK	Ford Fiesta ST	2000	ST	12	12:46.291	6.146	1:03.083	2	72.299
4	55	Stephen WARD	Ford Fiesta ST	2000	ST	12	12:49.100	8.955	1:03.340	3	72.006
5	12	Liam ROBERTSON	Ford Fiesta ST	2000	ST	12	12:57.455	17.310	1:03.271	3	72.084
6	24	Steven GRAY	Ford Fiesta XR2	1600	XR	12	12:58.669	18.524	1:04.191	5	71.051
7	50	Jim DEANS	Ford Fiesta XR2	1600	XR	12	13:00.707	20.562	1:04.213	7	71.027
8	57	Alec TOWNLEY	Ford Fiesta XR2	1600	XRN	12	13:13.389	33.244	1:05.176	6	69.977
9	20	Chris McNEILL	Ford Fiesta XR2	1600	XRN	12	13:37.998	57.853	1:06.907	10	68.167
10	81	Graeme CUTHBERT	Ford Fiesta XR2	1600	XRN	12	13:40.583	1:00.438	1:07.236	4	67.833
11	98	Gordon HASTON	Ford Fiesta XR2	1600	XRN	11	12:51.419	1 Lap	1:07.949	2	67.122

Not classified

DNF	18	Barry FARQUHARSON	Ford Fiesta XR2	1600	XRN			DNF		0	-
DNS	44	Robert KERR	Ford Fiesta XR2	1600	XRN			DNS		0	-

Announcements

Car No.1 - Racetime includes 5 second time penalty - Exceeding track limits.

Margin of Victory	Avg. Speed	Best Lap Tm	Best Speed	Best Lap by
5.734	72.000	1:02.215	73.308	1 - Wayne MacCAULAY

Clerk of the Course.

Orbits

Sig : Time :
Chief Timekeeper : Ian Sharp (SMART Timing)Results available at www.mylaps.com and www.smart-timing.co.uk

Printed: 30/05/2016 18:35:45





SMRC May Race Meeting

Scottish Fiesta Championship Knockhill 1.267 miles
Race 11 - 2nd Race 29/05/2016 15:15
Race (12 Laps) started at 14:59:49

Lap	Time of Day	Lap Tm	S1	S2	S3	S3Spd	SFSpd	Lap	Time of Day	Lap Tm	S1	S2	S3	S3Spd	SFSpd
7	15:07:59.900	1:10.056													
8	15:09:09.849	1:09.949													
9	15:10:20.052	1:10.203													
10	15:11:30.771	1:10.719													
11	15:12:40.518	1:09.747													

Clerk of the Course. Orbits

Sig : Time :
Chief Timekeeper : Ian Sharp (SMART Timing)
Results available at www.mylaps.com and www.smart-timing.co.uk





SMRC May Race Meeting

Lapchart

Scottish Fiesta Championship

Knockhill 1.267 miles

Race 11 - 2nd Race

29/05/2016 15:15

Race (12 Laps) started at 14:59:49

Competitors	Laps											
	1	2	3	4	5	6	7	8	9	10	11	12
Kevin WHYTE (7)	1	7	7	7	7	7	7	7	7	7	7	7
Wayne MacCAULAY (1)	2	1	1	1	1	1	1	1	1	1	1	1
Peter CRUICKSHANK (61)	3	61	61	61	61	61	61	61	61	61	61	61
Stephen WARD (55)	4	55	55	55	55	55	55	55	55	55	55	55
Steven GRAY (24)	5	24	12	12	12	12	12	12	12	12	12	12
Liam ROBERTSON (12)	6	12	24	24	24	24	24	24	24	24	24	24
Jim DEANS (50)	7	50	50	50	50	50	50	50	50	50	50	50
Alec TOWNLEY (57)	8	57	57	57	57	57	57	57	57	57	57	57
Chris McNEILL (20)	9	20	20	20	20	20	20	20	20	20	20	20
Graeme CUTHBERT (81)	10	81	81	81	81	81	81	81	81	81	81	81
Gordon HASTON (98)	11	98	98	98	98	98	98	98	98	98	98	98
-	12											
-	13											

Margin of Victory	Avg. Speed	Best Lap Tm	Best Speed	Best Lap by
5.734	72.000	1:02.215	73.308	1 - Wayne MacCAULAY

Clerk of the Course.

Sig : Time :
 Chief Timekeeper : Ian Sharp (SMART Timing)

Results available at www.mylaps.com and www.smart-timing.co.uk

Printed: 30/05/2016 18:35:59

Orbits





SMRC May Race Meeting

Sorted on Laps

Scottish BMW Compact Cup

Knockhill 1.267 miles

Race 12 - 2nd Race

29/05/2016 15:40

Race (12 Laps) started at 15:21:01

Pos	No.	Name	Make/Model	CC	Class Code	Laps	Total Tm	Diff	Best Tm	In Lap	Best Speed
1	85	Gary CLARK	BMW Compact	1900	BMWCC	8	8:34.524		1:03.743	8	71.550
2	23	David McNAUGHTON	BMW Compact	1900	BMWCC	8	8:36.693	2.169	1:03.754	3	71.538
3	14	Lee ELRICK	BMW Compact	1900	BMWCN	8	8:38.353	3.829	1:04.051	8	71.206
4	28	Alistair SMITH	BMW Compact	1900	BMWCN	8	8:38.817	4.293	1:03.824	3	71.460
5	72	Cliff HARPER	BMW Compact	1900	BMWCC	8	8:41.090	6.566	1:04.090	3	71.163
6	91	Neil MacINNES	BMW Compact	1900	BMWCN	8	8:43.660	9.136	1:04.481	3	70.732
7	40	Steven GOLDIE	BMW Compact	1900	BMWCN	8	8:45.453	10.929	1:04.307	7	70.923
8	32	Liam GRANT	BMW Compact	1900	BMWCN	8	8:48.640	14.116	1:05.175	5	69.978
9	77	Ashleigh MORRIS	BMW Compact	1900	BMWCC	8	8:50.855	16.331	1:05.075	5	70.086
10	35	Martin BUCHAN	BMW Compact	1900	BMWCN	8	8:51.414	16.890	1:04.838	6	70.342
11	53	Andrew MACKIE	BMW Compact	1900	BMWCN	8	8:52.830	18.306	1:05.182	2	69.971
12	84	Robert MARSHALL	BMW Compact	1900	BMWCN	8	8:55.323	20.799	1:04.283	6	70.949
13	61	Warren DUNBAR	BMW Compact	1900	Guest	8	8:59.450	24.926	1:04.813	5	70.369
14	75	Michael COURTS	BMW Compact	1900	BMWCC	8	8:59.833	25.309	1:04.745	6	70.443
15	4	Ray McDOWALL	BMW Compact	1900	BMWCC	8	9:01.231	26.707	1:05.291	4	69.854
16	99	Philip WEBSTER	BMW Compact	1900	BMWCN	8	9:01.695	27.171	1:05.284	4	69.862
17	6	Phil DRYBURGH	BMW Compact	1900	BMWCC	8	9:02.436	27.912	1:05.183	5	69.970
18	55	Gordon McSHANNOCK	BMW Compact	1900	BMWCN	8	9:26.201	51.677	1:08.286	8	66.790

Not classified (from pos 19)

	5	Colin GILLIESPIE	BMW Compact	1900	BMWCN		9:01.655	8 Laps	1:05.150	6	70.005
DNF	81	Douglas SIMPSON	BMW Compact	1900	BMWCN	4	4:29.821	DNF	1:04.851	3	70.328
DNS	90	Richard SUTHERLAND	BMW Compact	1900	BMWCN			DNS		0	-

Announcements

RED FLAG after Leader completed 9 Laps - Result declared at 8 Laps.

Car No.5 - Not classified - Not running at time of Red Flag.

Margin of Victory	Avg. Speed	Best Lap Tm	Best Speed	Best Lap by
2.169	70.914	1:03.743	71.550	85 - Gary CLARK

Clerk of the Course.

Orbits

Sig : Time :
 Chief Timekeeper : Ian Sharp (SMART Timing)
 Results available at www.mylaps.com and www.smart-timing.co.uk





SMRC May Race Meeting

Scottish BMW Compact Cup

Knockhill 1.267 miles

Race 12 - 2nd Race

29/05/2016 15:40

Race (12 Laps) started at 15:21:01

Lap	Time of Day	Lap Tm	S1	S2	S3	S3Spd	SFSpd	Lap	Time of Day	Lap Tm	S1	S2	S3	S3Spd	SFSpd
7	15:28:54.854	1:09.002	21.811	26.521	20.670	77.402	76.870								
8	15:30:02.512	1:07.658	21.906	25.453	20.299	88.299	76.172								
(99) Philip WEBSTER															
1	15:22:17.639		28.436	25.217	20.285	89.120	78.765								
2	15:23:24.753	1:07.114	22.301	24.684	20.129	89.716	77.941								
3	15:24:31.084	1:06.331	21.510	24.766	20.055	90.077	78.857								
4	15:25:36.368	1:05.284	21.063	24.529	19.692	90.564	79.230								
5	15:26:41.893	1:05.525	21.101	24.566	19.858	89.957	79.136								
6	15:27:47.331	1:05.438	21.224	24.492	19.722	91.055	79.230								
7	15:28:55.223	1:07.892	21.276	25.743	20.873	74.564	78.672								
8	15:30:02.976	1:07.753	22.984	24.487	20.282	90.564	78.488								
(6) Phil DRYBURGH															
1	15:22:16.568			25.242	20.357	89.002	77.491								
2	15:23:23.388	1:06.820	21.990	24.451	20.379	89.477	79.323								
3	15:24:29.670	1:06.282	21.784	24.360	20.138	89.836	79.136								
4	15:25:34.951	1:05.281	21.241	24.364	19.676	89.957	78.857								
5	15:26:40.134	1:05.183	21.172	24.104	19.907	90.686	76.870								
6	15:27:46.232	1:06.098	22.120	24.171	19.807	90.809	79.230								
7	15:28:56.501	1:10.269	21.166	26.578	22.525	74.981	73.989								
8	15:30:03.717	1:07.216	22.255	24.768	20.193	87.494	77.402								
(55) Gordon McSHANNOCK															
1	15:22:25.431		34.588	26.039	21.210	87.040	76.607								
2	15:23:34.151	1:08.720	22.182	25.757	20.781	86.590	76.259								
3	15:24:43.363	1:09.212	22.279	26.130	20.803	87.266	76.694								
4	15:25:52.396	1:09.033	22.278	25.967	20.788	87.040	76.432								
5	15:27:01.554	1:09.158	22.300	26.070	20.788	86.257	76.870								
6	15:28:10.421	1:08.867	22.255	25.726	20.886	87.722	76.694								
7	15:29:19.196	1:08.775	22.211	25.860	20.704	87.608	76.870								
8	15:30:27.482	1:08.286	22.168	25.338	20.780	87.380	69.254								
(5) Colin GILLIESPIE															
1	15:22:17.578			24.795	21.113	88.767	77.224								
2	15:23:25.597	1:08.019	22.669	24.684	20.666	90.320	78.032								
3	15:24:31.513	1:05.916	21.443	24.272	20.201	91.055	76.172								
4	15:25:37.579	1:06.066			20.449	90.932	78.032								
5	15:26:44.596	1:07.017		24.704	20.061	90.198	77.941								
6	15:27:49.746	1:05.150			19.699	91.055	78.397								
7	15:28:55.917	1:06.171			20.401	89.957	78.214								
8	15:30:02.936	1:07.019			20.540	90.198	77.224								
(81) Douglas SIMPSON															
1	15:22:13.519			24.589	20.200	89.358	78.032								
2	15:23:18.835	1:05.316	21.229	24.217	19.870	89.716	77.851								
3	15:24:23.686	1:04.851	20.749	24.267	19.835	90.198	78.123								
4	15:25:31.102	1:07.416	21.938	24.566	20.912	90.564	52.966								

Clerk of the Course.

Sig : Time :
 Chief Timekeeper : Ian Sharp (SMART Timing)

Results available at www.mylaps.com and www.smart-timing.co.uk

Orbits





SMRC May Race Meeting

Lapchart


Scottish BMW Compact Cup

Knockhill 1.267 miles

Race 12 - 2nd Race

29/05/2016 15:40

Race (12 Laps) started at 15:21:01



Competitors	Laps								
		1	2	3	4	5	6	7	8
Gary CLARK (85)	1	85	85	85	85	85	85	85	85
David McNAUGHTON (23)	2	23	23	23	23	23	23	23	23
Lee ELRICK (14)	3	14	14	14	14	14	14	14	14
Neil MacINNES (91)	4	91	28	28	28	28	28	28	28
Alistair SMITH (28)	5	28	72	72	72	72	72	72	72
Cliff HARPER (72)	6	72	91	91	91	91	91	91	91
Liam GRANT (32)	7	32	32	32	32	40	40	40	40
Martin BUCHAN (35)	8	35	40	40	40	32	32	32	32
Steven GOLDIE (40)	9	40	81	81	77	77	77	77	77
Douglas SIMPSON (81)	10	81	35	35	35	35	35	35	35
Ashleigh MORRIS (77)	11	77	77	77	81	84	84	84	53
Andrew MACKIE (53)	12	53	53	53	84	53	53	53	84
Robert MARSHALL (84)	13	84	84	84	53	6	4	61	61
Phil DRYBURGH (6)	14	6	4	4	4	4	6	4	75
Ray McDOWALL (4)	15	4	6	6	6	61	61	75	4
Warren DUNBAR (61)	16	61	61	61	61	99	99	99	5
Colin GILLIESPIE (5)	17	5	99	99	99	75	75	5	99
Philip WEBSTER (99)	18	99	5	5	75	5	5	6	6
Michael COURTS (75)	19	75	75	75	5	55	55	55	55
Gordon McSHANNOCK (55)	20	55	55	55	55				
-	21								

Margin of Victory	Avg. Speed	Best Lap Tm	Best Speed	Best Lap by
2.169	70.914	1:03.743	71.550	85 - Gary CLARK

Clerk of the Course.

Orbits

Sig : Time :
 Chief Timekeeper : Ian Sharp (SMART Timing)

Results available at www.mylaps.com and www.smart-timing.co.uk

Printed: 30/05/2016 18:12:57



Scottish BMW Compact Championship

2016

Pos	No.	Name	Total	Diff	Gap	#1	#2	#3	#4	#5	#6
						Total	Total	Total	Total	Total	Total
1	85	Gary CLARK	229	0	0	32	37	40	40	40	40
2	72	Cliff HARPER	197	32	32	35	35	30	37	30	30
3	14	Lee ELRICK	197	32	0	29	32	32	32	37	35
4	91	Neil MacINNES	183	46	14	30	30	35	30	29	29
5	40	Steven GOLDIE	179	50	4	28	29	37	29	28	28
6	23	David McNAUGHTON	169	60	10	37	40	0	23	32	37
7	35	Martin BUCHAN	148	81	21	21	24	27	28	23	25
8	32	Liam GRANT	142	87	6	19	21	24	26	25	27
9	77	Ashleigh MORRIS	135	94	7	20	20	20	25	24	26
10	53	Andrew MACKIE	135	94	0	23	23	22	21	22	24
11	75	Michael COURTS	127	102	8	18	22	29	35	1	22
12	90	Richard SUTHERLAND	127	102	0	25	25	26	24	27	0
13	28	Alistair SMITH	120	109	7	26	27	x	x	35	32
14	99	Philip WEBSTER	111	118	9	17	18	19	20	17	20
15	81	Douglas SIMPSON	104	125	7	22	26	28	1	26	1
16	4	Ray McDOWALL	102	127	2	1	19	21	22	18	21
17	55	Gordon McSHANNOCK	101	128	1	16	16	17	18	16	18
18	6	Phil DRYBURGH	95	134	6	27	28	x	x	21	19
19	84	Robert MARSHALL	94	135	1	1	0	23	27	20	23
20	44	Ryan STIRLING	67	162	27	24	17	25	1	x	x
21	97	Greig SUTHERLAND	41	188	26	40	1	x	x	x	x
22	66	Ross JOHNSTONE	37	192	4	x	x	18	19	x	x
23	5	Colin GILLIESPIE	20	209	17	x	x	x	x	19	1
24	57	Daniel CORMACK	1	228	19	x	x	1	0	x	x
25	61	Warren DUNBAR	0	229	1	x	x	x	x	0	0

Event Legend

#1	03/04/2016	SMRC Spring Race Meeting	#4	01/05/2016	SMRC May Day Race Meeting
#2	03/04/2016	SMRC Spring Race Meeting	#5	29/05/2016	SMRC May Race Meeting
#3	01/05/2016	SMRC May Day Race Meeting	#6	29/05/2016	SMRC May Race Meeting

Championship points are unofficial and given as an indication only.

Official Championship points will be published on the SMRC website.

Race Results



Bulletin No. _____

SMRC May Race Meeting

Sorted on Laps

Scottish Legends Championship

Knockhill 1.267 miles

Race 131- Final

29/05/2016 16:05

Race (11 Laps) started at 15:55:15

Pos	No.	Name	Make/Model	CC	Class Code	Laps	Total Tm	Diff	Best Tm	In Lap	Best Speed
1	1	John PATERSON	Ford Coupe	1250	L	11	12:10.057		59.493	2	76.662
2	37	Ivor GREENWOOD	Ford Coupe	1250	L	11	12:14.092	4.035	1:00.125	2	75.856
3	52	Stewart BLACK	Ford Coupe	1250	L	11	12:15.342	5.285	59.958	7	76.067
4	7	Steve McGILL	Ford Coupe	1250	LT	11	12:15.440	5.383	1:00.238	7	75.714
5	71	Ryan McLEISH	Ford Coupe	1250	L R	11	12:21.233	11.176	1:00.971	7	74.803
6	88	Jeff PRITCHARD	Ford Coupe	1200	L	11	12:32.253	22.196	1:02.380	6	73.114
7	4	Colin MCNEILL	Ford Coupe	1250	L R	11	12:44.803	34.746	1:04.042	7	71.216
Not classified											
DNF	46	Ross McCULLOCH	Ford Coupe	1250	L R	2	2:26.566	DNF	1:08.123	1	66.950
DNS	17	Billy WAIT	37 Ford	1250	L			DNS		0	-

Announcements

Race distance increased to 11 Laps - 1 Lap completed behind the Safety Car.

Margin of Victory	Avg. Speed	Best Lap Tm	Best Speed	Best Lap by
4.035	68.720	59.493	76.662	1 - John PATERSON

Clerk of the Course.

Orbits

Sig : Time :
Chief Timekeeper : Ian Sharp (SMART Timing)

Results available at www.mylaps.com and www.smart-timing.co.uk

Printed: 30/05/2016 18:38:42





SMRC May Race Meeting

Scottish Legends Championship

Knockhill 1.267 miles

Race 131- Final

29/05/2016 16:05

Race (11 Laps) started at 15:55:15

Lap	Time of Day	Lap Tm	S1	S2	S3	S3Spd	SFSpd	Lap	Time of Day	Lap Tm	S1	S2	S3	S3Spd	SFSpd	
(1) John PATERSON																
1	15:56:22.414	1:05.512	25.088	22.702	17.722	100.914	90.932	8	16:04:38.164	1:02.646	20.330	23.726	18.590	95.323	81.343	
2	15:57:21.907	59.493	19.414	22.272	17.807	100.011	88.649	9	16:05:40.824	1:02.660	20.604	23.635	18.421	95.323	84.839	
3	15:58:21.761	59.854	19.487	22.580	17.787	99.419	87.494	10	16:06:43.878	1:03.054	20.365	23.645	19.044	95.731	84.732	
4	15:59:27.583	1:05.822	19.719	22.736	23.367	99.863	47.968	11	16:07:47.690	1:03.812	20.735	24.033	19.044	94.120	83.054	
5	16:01:25.923	1:58.340	48.908	50.293	19.139	91.552	87.040	(4) Colin MCNEILL								
6	16:02:25.878	59.955	19.691	22.412	17.852	99.272	88.299	1	15:56:36.262	1:18.621	25.887	32.849	19.885	89.002	84.946	
7	16:03:25.447	59.569	19.419	22.316	17.834	99.566	88.183	2	15:57:42.601	1:06.339	21.366	25.369	19.604	94.919	86.702	
8	16:04:25.258	59.811	19.482	22.430	17.899	99.419	86.814	3	15:58:49.449	1:06.848	21.278	26.182	19.388	95.595	84.625	
9	16:05:25.323	1:00.065	19.578	22.528	17.959	98.398	86.368	4	15:59:58.540	1:09.091	21.958	26.416	20.717	87.837	83.363	
10	16:06:25.332	1:00.009	19.516	22.565	17.928	98.688	86.257	5	16:01:32.397	1:33.857	24.274	49.472	20.111	89.716	86.479	
11	16:07:25.494	1:00.162	19.588	22.569	18.005	98.254	85.925	6	16:02:37.219	1:04.822	20.992	24.587	19.243	95.868	86.368	
(37) Ivor GREENWOOD																
1	15:56:22.966	1:06.555	25.836	22.834	17.885	100.762	91.179	7	16:03:41.261	1:04.042	20.932	24.426	18.684	96.281	85.270	
2	15:57:23.091	1:00.125	19.911	22.412	17.802	102.454	92.947	8	16:04:45.887	1:04.626	21.437	24.421	18.768	95.188	85.270	
3	15:58:23.352	1:00.261	19.877	22.652	17.732	100.914	89.477	9	16:05:50.407	1:04.520	21.336	24.284	18.900	95.323	85.815	
4	15:59:28.469	1:05.117	19.615	22.746	22.756	100.310	46.797	10	16:06:54.553	1:04.146	21.264	24.071	18.811	95.868	85.379	
5	16:01:25.994	1:57.525	48.768	50.255	18.502	94.120	89.957	11	16:08:00.240	1:05.687	21.882	24.624	19.181	96.281	83.885	
6	16:02:26.656	1:00.662	20.158	22.625	17.879	100.161	90.442	(46) Ross McCULLOCH								
7	16:03:26.986	1:00.330	19.669	22.754	17.907	100.762	89.596	1	15:56:23.915	1:08.123	25.745	23.101	19.277	99.714	85.706	
8	16:04:27.561	1:00.575	19.721	22.678	18.176	99.419	88.884	2	15:57:42.003	1:18.088	20.391	37.409	20.288	77.941	86.702	
9	16:05:27.881	1:00.320	19.692	22.662	17.966	100.460	89.477	(52) Stewart BLACK								
10	16:06:28.405	1:00.524	19.715	22.748	18.061	100.611	89.002	1	15:56:23.752	1:06.527	25.369	23.110	18.048	102.768	88.884	
11	16:07:29.529	1:01.124	19.956	23.200	17.968	99.272	89.358	2	15:57:23.999	1:00.247	19.765	22.557	17.925	100.762	88.767	
(7) Steve McGILL																
1	15:56:22.220	1:06.409	25.214	22.913	18.282	99.714	88.416	3	15:58:24.385	1:00.386	19.831	22.714	17.841	101.066	88.884	
2	15:57:22.925	1:00.705	20.161	22.497	18.047	100.762	89.120	4	15:59:30.809	1:06.424	19.724	22.671	24.029	100.914	51.463	
3	15:58:23.889	1:00.964	20.378	22.637	17.949	101.832	89.239	5	16:01:28.289	1:57.480	48.327	50.512	18.641	91.055	88.068	
4	15:59:29.367	1:05.478	19.831	22.755	22.892	98.833	51.188	6	16:02:28.409	1:00.120	19.635	22.464	18.021	99.272	88.649	
5	16:01:26.921	1:57.554	49.096	49.782	18.676	93.205	88.532	7	16:03:28.367	59.958	19.628	22.601	17.729	98.833	89.120	
6	16:02:27.647	1:00.726	20.033	22.517	18.176	100.310	88.649	8	16:04:28.600	1:00.233	19.638	22.706	17.889	99.419	88.532	
7	16:03:27.885	1:00.238	19.637	22.492	18.109	100.460	88.767	9	16:05:28.853	1:00.253	19.665	22.709	17.879	99.714	89.477	
8	16:04:28.254	1:00.369	19.726	22.603	18.040	99.272	89.002	10	16:06:30.036	1:01.183	20.245	23.066	17.872	100.011	89.477	
9	16:05:28.659	1:00.405	19.765	22.517	18.123	100.460	88.884	11	16:07:30.779	1:00.743	19.699	22.772	18.272	96.005	86.814	
10	16:06:30.115	1:01.456	20.412	22.938	18.106	98.111	89.836	(71) Ryan McLEISH								
11	16:07:30.877	1:00.762	20.022	22.497	18.243	99.714	88.767	1	15:56:24.486	1:07.996	25.949	23.219	18.828	100.762	84.839	
(88) Jeff PRITCHARD																
1	15:56:24.763	1:06.998	25.097	23.643	18.258	99.863	89.358	2	15:57:27.489	1:03.003	20.011	24.028	18.964	93.988	81.839	
2	15:57:27.327	1:02.564	20.426	23.648	18.490	98.833	87.608	3	15:58:29.798	1:02.309	20.453	23.182	18.674	96.836	84.839	
3	15:58:29.924	1:02.597	20.177	23.746	18.674	98.543	88.884	4	15:59:32.243	1:02.445	20.173	23.318	18.954	97.824	63.071	
4	15:59:33.944	1:04.020	21.015	24.192	18.813	95.731	70.714	5	16:01:29.001	1:56.758	47.463	50.664	18.631	90.686	87.722	
5	16:01:30.701	1:56.757	46.771	50.404	19.582	90.564	86.814	6	16:02:30.221	1:01.220	19.976	22.856	18.388	98.688	86.035	
6	16:02:33.081	1:02.380	20.229	23.661	18.490	96.558	85.706	7	16:03:31.192	1:00.971	19.816	22.820	18.335	98.398	85.379	
7	16:03:35.518	1:02.437	20.417	23.582	18.438	95.595	85.925	8	16:04:32.599	1:01.407	19.933	22.974	18.500	97.257	85.270	
9	16:05:33.992	1:01.393	20.039	22.911	18.443	97.117	85.706	9	16:05:33.992	1:01.393	20.039	22.911	18.443	97.117	85.706	
10	16:06:34.997	1:01.005	19.781	22.795	18.429	98.111	86.590	10	16:06:34.997	1:01.005	19.781	22.795	18.429	98.111	86.590	
11	16:07:36.670	1:01.673	19.887	22.912	18.874	97.399	77.941	11	16:07:36.670	1:01.673	19.887	22.912	18.874	97.399	77.941	

Clerk of the Course.

Orbits

Sig : _____ Time : _____
 Chief Timekeeper : Ian Sharp (SMART Timing)

Results available at www.mylaps.com and www.smart-timing.co.uk

Printed: 30/05/2016 18:38:55





SMRC May Race Meeting

Lapchart

Scottish Legends Championship

Knockhill 1.267 miles

Race 131- Final

29/05/2016 16:05

Race (11 Laps) started at 15:55:15

Competitors	Laps											
	0	1	2	3	4	5	6	7	8	9	10	11
Ross McCULLOCH (46)	1	46	7	1	1	1	1	1	1	1	1	1
Steve McGILL (7)	2	7	1	7	37	37	37	37	37	37	37	37
Ivor GREENWOOD (37)	3	37	37	37	7	7	7	7	7	7	7	52 52
Ryan McLEISH (71)	4	71	52	52	52	52	52	52	52	52	7	7
John PATERSON (1)	5	1	46	88	71	71	71	71	71	71	71	71
Stewart BLACK (52)	6	52	71	71	88	88	88	88	88	88	88	88
Colin MCNEILL (4)	7	4	88	46	4	4	4	4	4	4	4	4
Jeff PRITCHARD (88)	8	88	4	4								
-	9											

Margin of Victory	Avg. Speed	Best Lap Tm	Best Speed	Best Lap by
4.035	68.720	59.493	76.662	1 - John PATERSON

Clerk of the Course.

Orbits

Sig : Time :
 Chief Timekeeper : Ian Sharp (SMART Timing)

Results available at www.mylaps.com and www.smart-timing.co.uk

Printed: 30/05/2016 18:39:09



Scottish Legends Championship

2016

Pos	No.	Name	Total	Diff	Gap	#1	#2	#3	#4	#5	#6	#7	#8	#9
						Total	Total	Total	Total	Total	Total	Total	Total	Total
1	52	Stewart BLACK	1500	0	0	110	160	150	185	185	185	170	185	170
2	71	Ryan McLEISH	1365	135	135	130	130	130	170	140	170	185	160	150
3	7	Andrew DUNN	1245	255	120	150	170	170	140	160	140	150	5	160
4	1	John PATERSON	1195	305	50	185	200	200	5	5	0	200	200	200
5	6	David HUNTER	1170	330	25	200	185	185	200	200	200	x	x	x
6	46	Ross McCULLOCH	1075	425	95	100	110	100	150	170	150	140	150	5
7	88	Jeff PRITCHARD	1030	470	45	120	120	120	130	130	x	130	140	140
8	37	Ivor GREENWOOD	985	515	45	160	150	160	x	x	x	160	170	185
9	17	Billy WAIT	760	740	225	170	5	110	160	150	160	5	0	0
10	77	Allan CLARKE	650	850	110	90	100	90	120	120	130	x	x	x
11	38	Pino PALAZZO	420	1080	230	140	140	140	x	x	x	x	x	x
12	4	Colin MCNEILL	255	1245	165	x	x	x	x	x	x	120	5	130

Event Legend

#1	03/04/2016	SMRC Spring Race Meeting	#6	01/05/2016	SMRC May Day Race Meeting
#2	03/04/2016	SMRC Spring Race Meeting	#7	29/05/2016	SMRC May Race Meeting
#3	03/04/2016	SMRC Spring Race Meeting	#8	29/05/2016	SMRC May Race Meeting
#4	01/05/2016	SMRC May Day Race Meeting	#9	29/05/2016	SMRC May Race Meeting
#5	01/05/2016	SMRC May Day Race Meeting			

Championship points are unofficial and given as an indication only.

Official Championship points will be published on the SMRC website.

SMRC May Race Meeting

Sorted on Laps

Celtic Speed Mini Cooper Cup

Knockhill 1.267 miles

Race 14 - 3rd Race - AMENDED RESULT

29/05/2016 16:30

Race (9 Laps) started at 16:15:40

Pos	No.	Name	Make/Model	CC	Class Code	Laps	Total Tm	Diff	Best Tm	In Lap	Best Speed
1	8	Hannah CHAPMAN	Mini Cooper	1600	SM L	9	9:40.146		1:03.801	2	71.485
2	33	Dylan O'DONNELL	Mini Cooper	1600	SMN	9	9:41.042	0.896	1:03.876	6	71.401
3	87	Paul BELL	Mini Cooper	1600	SM	9	9:46.579	6.433	1:03.970	4	71.297
4	98	Brandon WALSH	Mini Cooper	1600	SMN	9	9:46.677	6.531	1:04.164	4	71.081
5	61	Malcolm McNAB	Mini Cooper	1600	SM	9	9:46.848	6.702	1:04.084	2	71.170
6	91	Robbie DALGLEISH	Mini Cooper	1600	SMN	9	9:47.767	7.621	1:03.833	7	71.450
7	67	Mark GERAGHTY	Mini Cooper	1600	SMN	9	9:48.099	7.953	1:03.753	7	71.539
8	4	Dominic WHEATLEY	Mini Cooper	1600	SMN	9	9:48.891	8.745	1:04.103	4	71.149
9	47	Reis ROBERTSON	Mini Cooper	1600	SMN	9	9:49.241	9.095	1:03.844	4	71.437
10	26	William BLAKE	Mini Cooper	1600	SM	9	9:49.442	9.296	1:03.956	4	71.312
11	3	Jock BORTHWICK	Mini Cooper	1600	SM	9	9:51.651	11.505	1:03.912	4	71.361
12	24	John DUNCAN	Mini Cooper	1600	SMN	9	9:52.018	11.872	1:03.517	7	71.805
13	23	Ian MUNRO	Mini Cooper	1600	SM	9	9:52.259	12.113	1:03.944	7	71.326
14	12	Allan PATERSON	Mini Cooper	1600	SMN	9	9:52.461	12.315	1:04.089	7	71.164
15	5	Des WHEATLEY	Mini Cooper	1600	SM	9	9:56.456	16.310	1:04.403	7	70.817
16	10	Neal ROBERTSON	Mini Cooper	1600	SMN	9	9:57.099	16.953	1:04.802	7	70.381
17	30	Callum DRYBURGH	Mini Cooper	1600	SM	9	9:57.216	17.070	1:04.068	4	71.187
18	96	Taelor SHAND	Mini Cooper	1600	SMN L	9	9:57.241	17.095	1:05.041	7	70.123
19	6	Daniel DREELAN	Mini Cooper	1600	SM	9	9:59.987	19.841	1:04.445	8	70.771
20	9	Martin MCGEOUGH	Mini Cooper	1600	SMN	9	10:03.164	23.018	1:05.116	2	70.042
21	7	Jonny DREELAN	Mini Cooper	1600	SMN	9	10:05.522	25.376	1:04.327	8	70.901
22	52	Simon HOLDERNESS	Mini Cooper	1600	SMN	9	10:07.566	27.420	1:05.733	6	69.384
23	50	Andrew BELL	Mini Cooper	1600	SMN	9	10:09.250	29.104	1:06.060	6	69.041
Not classified											
DNF	11	Morgan MURRAY	Mini Cooper	1600	SM	8	8:41.568	DNF	1:03.987	2	71.278
DNF	99	Jade EDWARDS	Mini Cooper	1600	Guest	5	5:46.675	DNF	1:05.494	2	69.638
DNS	51	Chris MILFORD	Mini Cooper	1600	SM			DNS		0	-

Announcements

Car No.30 - Racetime includes 5 second time penalty - Exceeding track limits.
 16:56 AMENDED RESULT - Car No.7 - 3 second time penalty applied - Q15.1

Margin of Victory	Avg. Speed	Best Lap Tm	Best Speed	Best Lap by
0.896	70.754	1:03.517	71.805	24 - John DUNCAN

Clerk of the Course.

Orbits

Sig : Time :
 Chief Timekeeper : Ian Sharp (SMART Timing)

 Results available at www.mylaps.com and www.smart-timing.co.uk

Printed: 30/05/2016 18:04:48



SMRC May Race Meeting

Celtic Speed Mini Cooper Cup

Knockhill 1.267 miles

Race 14 - 3rd Race - AMENDED RESULT

29/05/2016 16:30

Race (9 Laps) started at 16:15:40

Lap	Time of Day	Lap Tm	S1	S2	S3	S3Spd	SFSpd
4	16:20:08.159	1:04.870	21.020	24.008	19.842	86.814	74.234
5	16:21:12.471	1:04.312	20.742	23.861	19.709	87.040	73.826
6	16:22:19.007	1:06.536	21.982	24.904	19.650	86.257	74.481
7	16:23:23.096	1:04.089	20.633	23.763	19.693	86.927	73.907
8	16:24:27.354	1:04.258	20.753	23.685	19.820	87.153	74.152
9	16:25:33.082	1:05.728	20.824	24.657	20.247	87.494	73.745

Lap	Time of Day	Lap Tm	S1	S2	S3	S3Spd	SFSpd
1	16:16:58.107		26.250	25.961	20.413	85.596	73.907
2	16:18:03.101	1:04.994	21.130	24.031	19.833	86.146	74.399
3	16:19:08.838	1:05.737	21.667	24.220	19.850	87.153	74.813
4	16:20:15.222	1:06.384	22.145	24.390	19.849	86.590	74.897
5	16:21:20.504	1:05.282	21.557	24.078	19.647	86.927	75.148
6	16:22:26.321	1:05.817	21.658	23.997	20.162	86.146	74.316
7	16:23:33.142	1:06.821	21.752	25.228	19.841	82.240	74.981
8	16:24:37.469	1:04.327	20.657	23.975	19.695	87.040	75.487
9	16:25:43.143	1:05.674	21.055	24.891	19.728	84.839	74.564

(5) Des WHEATLEY

1	16:16:56.588		25.381	26.259	19.556	85.054	74.399
2	16:18:01.603	1:05.015	21.132	24.168	19.715	86.257	74.481
3	16:19:06.369	1:04.766	21.259	23.949	19.558	87.494	75.064
4	16:20:11.463	1:05.094	21.095	23.991	20.008	87.266	73.342
5	16:21:16.299	1:04.836	21.479	23.904	19.453	86.590	74.813
6	16:22:21.291	1:04.992	21.337	24.124	19.531	86.035	74.813
7	16:23:25.694	1:04.403	20.941	23.926	19.536	86.927	74.897
8	16:24:30.737	1:05.043	21.018	24.162	19.863	86.702	72.392
9	16:25:37.077	1:06.340	21.712	24.576	20.052	86.035	73.342

(10) Neal ROBERTSON

1	16:16:54.499		25.055	20.023	85.487	75.742	
2	16:18:00.039	1:05.540	21.350	24.096	20.094	86.814	73.826
3	16:19:06.099	1:06.060	21.858	24.291	19.911	84.412	75.487
4	16:20:11.374	1:05.275	21.152	23.945	20.178	87.494	74.981
5	16:21:17.351	1:05.977	21.395	24.745	19.837	87.380	74.316
6	16:22:22.382	1:05.031	21.224	24.105	19.702	86.479	75.572
7	16:23:27.184	1:04.802	21.048	24.095	19.659	87.266	75.064
8	16:24:32.130	1:04.946	21.068	23.944	19.934	86.702	74.813
9	16:25:37.720	1:05.590	21.152	23.958	20.480	87.040	74.481

(30) Callum DRYBURGH

1	16:16:52.009		24.172	19.864	86.814	74.152	
2	16:17:56.868	1:04.859	20.937	23.874	20.048	85.596	73.102
3	16:19:02.258	1:05.390	21.894	23.955	19.541	87.040	74.647
4	16:20:06.326	1:04.068	20.785	23.794	19.489	86.479	74.813
5	16:21:10.757	1:04.431	20.662	23.946	19.823	86.146	73.989
6	16:22:16.078	1:05.321	21.428	24.008	19.885	86.590	74.234
7	16:23:20.774	1:04.696	20.845	23.909	19.942	86.368	73.583
8	16:24:26.926	1:06.152	21.948	24.541	19.663	86.814	74.234
9	16:25:32.837	1:05.911	21.071	24.108	20.732	84.946	74.152

(96) Taelor SHAND

1	16:16:53.534		24.741	19.794	86.257	73.907	
2	16:17:58.660	1:05.126	21.032	24.189	19.905	85.925	74.234
3	16:19:04.284	1:05.624	21.297	24.328	19.999	87.380	74.234
4	16:20:09.336	1:05.052	21.291	24.034	19.727	86.702	74.897
5	16:21:14.883	1:05.547	21.225	23.891	20.431	86.702	73.022
6	16:22:20.212	1:05.329	21.058	24.199	20.072	86.257	74.813
7	16:23:25.253	1:05.041	21.044	24.190	19.807	86.146	73.745
8	16:24:30.803	1:05.550	20.921	24.313	20.316	86.257	72.004
9	16:25:37.862	1:07.059	21.426	24.451	21.182	85.706	70.491

(6) Daniel DREELAN

1	16:16:57.150		26.287	26.173	19.880	85.162	75.233
2	16:18:02.540	1:05.390	20.885	24.036	20.469	87.494	73.022
3	16:19:08.394	1:05.854	21.905	23.969	19.980	87.153	73.583
4	16:20:14.652	1:06.258	22.085	24.285	19.888	85.487	73.262
5	16:21:20.463	1:05.811	21.785	23.927	20.099	86.702	72.785
6	16:22:26.122	1:05.659	21.322	24.034	20.303	85.487	72.004
7	16:23:31.087	1:04.965	21.429	23.895	19.641	86.368	74.152
8	16:24:35.532	1:04.445	20.766	23.924	19.755	86.035	74.481
9	16:25:40.608	1:05.076	21.013	24.155	19.908	86.146	74.152

(9) Martin MCGEOUGH

1	16:16:57.533		26.796	20.237	83.675	74.316	
2	16:18:02.649	1:05.116	21.373	23.996	19.747	86.590	74.981
3	16:19:08.432	1:05.783	21.411	24.141	20.231	87.722	74.070
4	16:20:14.704	1:06.272	22.033	24.305	19.934	85.054	75.148
5	16:21:20.098	1:05.394	21.325	23.939	20.130	86.927	74.730
6	16:22:26.117	1:06.019	21.207	24.411	20.401	84.732	74.481
7	16:23:32.067	1:05.950	21.783	24.386	19.781	86.146	75.064
8	16:24:37.249	1:05.182	20.991	24.186	20.005	86.257	75.317
9	16:25:43.785	1:06.536	21.165	25.186	20.185	85.596	75.148

(7) Jonny DREELAN

1	16:16:57.533		26.796	20.237	83.675	74.316	
---	--------------	--	--------	--------	--------	--------	--

Clerk of the Course.

Orbits

Sig :

Time :

Chief Timekeeper : Ian Sharp (SMART Timing)

Results available at www.mylaps.com and www.smart-timing.co.uk

Printed: 30/05/2016 18:05:02



SMRC May Race Meeting

Lapchart

Celtic Speed Mini Cooper Cup

Knockhill 1.267 miles

Race 14 - 3rd Race - AMENDED RESULT

29/05/2016 16:30

Race (9 Laps) started at 16:15:40

Competitors	Laps								
	1	2	3	4	5	6	7	8	9
Hannah CHAPMAN (8)	1	8	8	8	8	8	8	8	8
Brandon WALSH (98)	2	98	98	33	33	33	33	33	33
Dylan O'DONNELL (33)	3	33	33	98	98	98	98	87	87
William BLAKE (26)	4	26	26	26	26	87	87	98	98
Paul BELL (87)	5	87	87	87	87	11	11	11	61
Robbie DALGLEISH (91)	6	91	11	11	11	61	61	61	91
Morgan MURRAY (11)	7	11	61	61	61	26	91	91	67
Malcolm McNAB (61)	8	61	67	91	91	91	67	67	4
Mark GERAGHTY (67)	9	67	91	67	67	67	4	4	47
Callum DRYBURGH (30)	10	30	30	4	4	4	4	47	47
Dominic WHEATLEY (4)	11	4	4	30	30	30	47	26	26
Reis ROBERTSON (47)	12	47	47	47	47	30	30	3	24
Allan PATERSON (12)	13	12	12	3	3	3	3	23	30
Taelor SHAND (96)	14	96	3	12	12	12	23	23	30
Jock BORTHWICK (3)	15	3	96	24	23	23	12	12	12
Neal ROBERTSON (10)	16	10	24	23	24	24	24	24	5
John DUNCAN (24)	17	24	10	96	96	96	96	5	10
Jade EDWARDS (99)	18	99	23	10	10	5	5	5	96
Ian MUNRO (23)	19	23	99	5	5	10	10	10	6
Des WHEATLEY (5)	20	5	5	99	99	9	9	6	7
Daniel DREELAN (6)	21	6	6	6	6	6	9	9	9
Martin MCGEOUGH (9)	22	9	9	9	9	7	7	7	52
Jonny DREELAN (7)	23	7	7	7	7	52	52	52	50
Simon HOLDERNESS (52)	24	52	52	52	52	50	50	50	50
Andrew BELL (50)	25	50	50	50	50	99			
-	26								

Margin of Victory	Avg. Speed	Best Lap Tm	Best Speed	Best Lap by
0.896	70.754	1:03.517	71.805	24 - John DUNCAN

Clerk of the Course.

Orbits

 Sig : Time :
 Chief Timekeeper : Ian Sharp (SMART Timing)

 Results available at www.mylaps.com and www.smart-timing.co.uk


Celtic Speed Mini Cooper Cup

2016

Pos	No.	Name	Total	Diff	Gap	#1	#2	#3	#4	#5	#6	#7	#8	#9
						Total	Total	Total	Total	Total	Total	Total	Total	Total
1	87	Paul BELL	110	0	0	14	16	14	0	5	9	16	20	16
2	11	Morgan MURRAY	108	2	2	9	0	5	10	20	14	25	25	0
3	8	Hannah CHAPMAN	106	4	2	25	0	0	16	14	8	10	8	25
4	23	Ian MUNRO	95	15	11	20	25	8	9	10	0	20	0	3
5	33	Dylan O'DONNELL	93	17	2	10	9	20	0	6	4	12	12	20
6	61	Malcolm McNAB	93	17	0	0	8	10	20	16	20	0	7	12
7	26	William BLAKE	82	28	11	3	14	25	0	2	12	6	14	6
8	91	Robbie DALGLEISH	80	30	2	0	0	0	12	12	16	14	16	10
9	98	Brandon WALSH	78	32	2	6	12	9	6	8	7	7	9	14
10	4	Dominic WHEATLEY	76	34	2	8	20	12	8	9	0	5	6	8
11	20	Kyle REID	75	35	1	x	x	x	25	25	25	x	x	x
12	3	Jock BORTHWICK	69	41	6	12	10	16	0	7	10	9	0	5
13	67	Mark GERAGHTY	45	65	24	7	0	4	5	4	6	0	10	9
14	5	Des WHEATLEY	32	78	13	16	0	0	4	0	3	8	0	1
15	47	Reis ROBERTSON	31	79	1	0	5	6	1	3	5	0	4	7
16	6	Daniel DREELAN	25	85	6	5	7	7	3	0	0	3	0	0
17	24	John DUNCAN	20	90	5	4	3	3	2	0	0	4	0	4
18	29	Chris REID	15	95	5	x	x	x	14	1	0	x	x	x
19	30	Callum DRYBURGH	13	97	2	0	4	2	0	0	2	2	3	0
20	12	Allan PATERSON	9	101	4	0	1	0	0	0	0	1	5	2
21	38	Scott FORBES	7	103	2	x	x	x	7	0	0	x	x	x
22	7	Jonny DREELAN	6	104	1	0	6	0	0	0	0	0	0	0
23	51	Chris MILFORD	4	106	2	2	0	1	0	0	1	0	0	0
24	96	Taelor SHAND	4	106	0	1	2	0	0	0	0	0	1	0
25	10	Neal ROBERTSON	2	108	2	x	x	x	0	0	0	0	2	0
26	99	Jade COVEY Jnr	0	110	2	0	0	0	x	x	x	0	0	0
27	99	Aiden MOFFAT	0	110	0	x	x	x	0	0	0	x	x	x
28	9	Martin McGEOUGH	0	110	0	x	x	x	0	0	0	0	0	0
29	52	Simon HOLDERNESS	0	110	0	x	x	x	x	x	x	0	0	0
30	50	Andrew BELL	0	110	0	0	0	0	0	0	0	0	0	0

Event Legend

#1	03/04/2016	SMRC Spring Race Meeting	#6	01/05/2016	SMRC May Day Race Meeting
#2	03/04/2016	SMRC Spring Race Meeting	#7	29/05/2016	SMRC May Race Meeting
#3	03/04/2016	SMRC Spring Race Meeting	#8	29/05/2016	SMRC May Race Meeting
#4	01/05/2016	SMRC May Day Race Meeting	#9	29/05/2016	SMRC May Race Meeting
#5	01/05/2016	SMRC May Day Race Meeting			

Championship points are unofficial and given as an indication only.

Official Championship points will be published on the SMRC website.



OFFICIAL FEEDER SERIES

BEATSON'S
BUILDING SUPPLIES

Race Results

Bulletin No. _____



SMRC May Race Meeting

Sorted on Laps

Scottish FF1600 Championship

Knockhill 1.267 miles

Race 15 - 2nd Race - AMENDED RESULT

29/05/2016 16:50

Race (12 Laps) started at 16:35:08

Pos	No.	Name	Make/Model	CC	Class Code	Laps	Total Tm	Diff	Best Tm	In Lap	Best Speed
1	25	Neil MacLENNAN	Ray GR14	1600	FFA	12	11:07.801		55.169	12	82.670
2	50	Jamie THORBURN	Ray GR15	1600	FFAN	12	11:22.518	14.717	55.869	4	81.635
3	8	Sebastian MELROSE	Ray GR14	1600	FFA	12	11:28.776	20.975	56.368	7	80.912
4	71	Matthew COWLEY	Van Dieman JL13	1600	FFAN	12	11:29.038	21.237	56.372	5	80.906
5	33	Jordan GRONKOWSKI	Van Diemen JL012K	1600	FFA	12	11:29.311	21.510	56.311	5	80.994
6	92	Matthew CHISHOLM	Van Diemen RF92	1600	FFB	12	11:29.513	21.712	56.267	6	81.057
7	70	David THORBURN	Ray GR15	1600	FFA	12	11:35.284	27.483	56.836	8	80.246
8	77	Fraser GRAY	Ray GR14	1600	FFA	12	11:50.325	42.524	57.577	5	79.213
9	22	Fergus MCINTYRE	Ray GR05	1600	FFA	12	11:50.644	42.843	58.050	12	78.567
Not classified											
DNS	30	Steven BARLOW	Ray 98	1600	FFA			DNS		0	-
DQ	3	Neil BROOME	Swift SC93C	1600	FFB	12	11:35.446	DQ	56.356	8	80.929
DQ	29	Ross HOWE	Van Dieman RF99	1600	FFAN	12	11:46.413	DQ	57.827	5	78.870

Announcements

17:12 AMENDED RESULT - Car No's 3 & 29 Excluded - Technical infringements.

Margin of Victory	Avg. Speed	Best Lap Tm	Best Speed	Best Lap by
14.717	81.956	55.169	82.670	25 - Neil MacLENNAN

Clerk of the Course.

Orbits

Sig : Time :
Chief Timekeeper : Ian Sharp (SMART Timing)

Results available at www.mylaps.com and www.smart-timing.co.uk





OFFICIAL FEEDER SERIES

BEATSON'S
BUILDING SUPPLIES

Race Results

Bulletin No. _____



SMRC May Race Meeting

Scottish FF1600 Championship

Knockhill 1.267 miles

Race 15 - 2nd Race - AMENDED RESULT

29/05/2016 16:50

Race (12 Laps) started at 16:35:08

Lap	Time of Day	Lap Tm	S1	S2	S3	S3Spd	SFSpd	Lap	Time of Day	Lap Tm	S1	S2	S3	S3Spd	SFSpd
7	16:42:03.192	58.094	18.905	21.685	17.504	102.298	90.564								
8	16:43:01.508	58.316	19.023	22.005	17.288	102.768	90.320								
9	16:43:59.941	58.433	19.212	22.090	17.131	102.926	90.809								
10	16:44:58.433	58.492	19.123	21.982	17.387	102.454	90.320								
11	16:45:56.666	58.233	19.089	21.765	17.379	102.454	90.077								
12	16:46:54.783	58.117	18.982	21.801	17.334	102.298	90.442								

Clerk of the Course.

Orbits

Sig : Time :
Chief Timekeeper : Ian Sharp (SMART Timing)
Results available at www.mylaps.com and www.smart-timing.co.uk



SMRC May Race Meeting

Lapchart


Scottish FF1600 Championship

Knockhill 1.267 miles

Race 15 - 2nd Race - AMENDED RESULT

29/05/2016 16:50

Race (12 Laps) started at 16:35:08



Competitors	Laps											
	1	2	3	4	5	6	7	8	9	10	11	12
Neil MacLENNAN (25)	1	25	25	25	25	25	25	25	25	25	25	25
Jamie THORBURN (50)	2	50	50	50	50	50	50	50	50	50	50	50
Jordan GRONKOWSKI (33)	3	33	33	8	8	8	8	8	8	8	8	8
Matthew COWLEY (71)	4	71	71	71	33	33	33	33	33	33	33	71
Matthew CHISHOLM (92)	5	92	92	33	71	71	71	92	92	71	71	33
Sebastian MELROSE (8)	6	8	8	92	92	92	92	71	71	92	92	92
David THORBURN (70)	7	70	70	70	70	70	70	70	70	70	70	70
Neil BROOME (3)	8	3	3	3	3	3	3	3	3	3	3	3
Ross HOWE (29)	9	29	29	29	29	29	29	29	29	29	29	29
Fraser GRAY (77)	10	77	77	77	77	77	22	22	22	22	77	77
Fergus MCINTYRE (22)	11	22	22	22	22	22	77	77	77	77	22	22
-	12											

Margin of Victory	Avg. Speed	Best Lap Tm	Best Speed	Best Lap by
14.717	81.956	55.169	82.670	25 - Neil MacLENNAN

Clerk of the Course.

Orbits

Sig : Time :
Chief Timekeeper : Ian Sharp (SMART Timing)

Results available at www.mylaps.com and www.smart-timing.co.uk

Printed: 30/05/2016 18:29:21



Scottish Formula Ford 1600 Championship

2016

Pos	No.	Name	Total	Diff	Gap	#1	#2	#3	#4	#5	#6
						Total	Total	Total	Total	Total	Total
1	25	Neil MacLENNAN	149	0	0	20	26	25	26	26	26
2	33	Jordan GRONKOWSKI	111	38	38	26	16	21	20	16	12
3	50	Jamie THORBURN	102	47	9	16	20	10	16	20	20
4	71	Matthew COWLEY	82	67	20	14	12	14	14	14	14
5	8	Sebastian MELROSE	68	81	14	12	14	16	0	10	16
6	92	Matthew CHISHOLM	62	87	6	9	10	9	12	12	10
7	70	David THORBURN	57	92	5	10	8	12	10	8	9
8	29	Ross HOWE	34	115	23	8	4	8	8	6	0
9	3	Neil BROOME	27	122	7	0	9	0	9	9	0
10	22	Fergus MCINTYRE	25	124	2	5	6	x	x	7	7
11	77	Fraser GRAY	22	127	3	7	7	x	x	0	8
12	30	Steven BARLOW	16	133	6	6	5	x	x	5	0

Event Legend

#1	03/04/2016	SMRC Spring Race Meeting	#4	01/05/2016	SMRC May Day Race Meeting
#2	03/04/2016	SMRC Spring Race Meeting	#5	29/05/2016	SMRC May Race Meeting
#3	01/05/2016	SMRC May Day Race Meeting	#6	29/05/2016	SMRC May Race Meeting

Championship points are unofficial and given as an indication only.

Official Championship points will be published on the SMRC website.



Race Results



Bulletin No. _____

SMRC May Race Meeting

Sorted on Laps

Scottish Classics Championship

Knockhill 1.267 miles

Race 16 - 2nd Race

29/05/2016 17:15

Race (12 Laps) started at 16:53:13

Pos	No.	Name	Make/Model	CC	Class Code	Laps	Total Tm	Diff	Best Tm	In Lap	Best Speed
1	39	Harry SIMPSON	Ginetta G4R	1851	CG	12	12:05.496		58.363	10	78.146
2	77	Tommy GILMARTIN	Morgan +8	3900	CE	12	12:09.594	4.098	58.925	10	77.401
3	78	Andrew GRAHAM	Triumph TR8	3900	CE	12	12:12.280	6.784	59.739	4	76.346
4	63	John KINMOND	Rover 3500	3500	CE	12	12:20.654	15.158	59.788	4	76.284
5	21	Jimmy CROW	Ford Escort	2000	CB	12	13:05.790	1:00.294	1:02.679	11	72.765
6	41	Grant ALLAN	Porsche 911	2994	CD	12	13:06.366	1:00.870	1:04.137	10	71.111
7	17	Ian DALTRY	Alfa Romeo Alfasud	1494	CA	12	13:08.625	1:03.129	1:04.140	3	71.108
8	49	Raymond BOYD	Porsche 911	2998	CD	9	12:16.454	3 Laps	1:00.113	8	75.871
Not classified (80% = 9 Laps)											
DNS	10	Andy WALKER	Mallock	1600	CG			DNS		0	-
DNS	57	Bruce MITCHELL	Lotus Europa TC	1800	CB			DNS		0	-

Margin of Victory	Avg. Speed	Best Lap Tm	Best Speed	Best Lap by
4.098	75.438	58.363	78.146	39 - Harry SIMPSON

Clerk of the Course.

Orbits

Sig : Time :
Chief Timekeeper : Ian Sharp (SMART Timing)

Results available at www.mylaps.com and www.smart-timing.co.uk

Printed: 30/05/2016 18:22:35





SMRC May Race Meeting

Scottish Classics Championship

Knockhill 1.267 miles

Race 16 - 2nd Race

29/05/2016 17:15

Race (12 Laps) started at 16:53:13

Table with 7 columns: Lap, Time of Day, Lap Tm, S1, S2, S3, S3Spd, SFSpd. Driver: (39) Harry SIMPSON.

Table with 7 columns: Lap, Time of Day, Lap Tm, S1, S2, S3, S3Spd, SFSpd. Driver: (17) Ian DALTRY.

Table with 7 columns: Lap, Time of Day, Lap Tm, S1, S2, S3, S3Spd, SFSpd. Driver: (77) Tommy GILMARTIN.

Table with 7 columns: Lap, Time of Day, Lap Tm, S1, S2, S3, S3Spd, SFSpd. Driver: (49) Raymond BOYD.

Table with 7 columns: Lap, Time of Day, Lap Tm, S1, S2, S3, S3Spd, SFSpd. Driver: (78) Andrew GRAHAM.

Table with 7 columns: Lap, Time of Day, Lap Tm, S1, S2, S3, S3Spd, SFSpd. Driver: (49) Raymond BOYD.

Table with 7 columns: Lap, Time of Day, Lap Tm, S1, S2, S3, S3Spd, SFSpd. Driver: (63) John KINMOND.

Table with 7 columns: Lap, Time of Day, Lap Tm, S1, S2, S3, S3Spd, SFSpd. Driver: (21) Jimmy CROW.

Table with 7 columns: Lap, Time of Day, Lap Tm, S1, S2, S3, S3Spd, SFSpd. Driver: (41) Grant ALLAN.

Clerk of the Course.

Sig : Time : Chief Timekeeper : Ian Sharp (SMART Timing)

Results available at www.mylaps.com and www.smart-timing.co.uk

Printed: 30/05/2016 18:22:51

Orbits





Race Results



Bulletin No. _____

SMRC May Race Meeting

Lapchart

Scottish Classics Championship

Knockhill 1.267 miles

Race 16 - 2nd Race

29/05/2016 17:15

Race (12 Laps) started at 16:53:13

Competitors	Laps	Laps											
		1	2	3	4	5	6	7	8	9	10	11	12
Tommy GILMARTIN (77)	1	77	77	39	77	39	39	77	77	39	39	39	39
Harry SIMPSON (39)	2	39	49	77	39	77	77	39	39	77	77	77	77
Raymond BOYD (49)	3	49	39	49	49	49	49	49	49	78	78	78	78
Andrew GRAHAM (78)	4	78	63	63	63	78	78	78	78	63	63	63	63
John KINMOND (63)	5	63	78	78	78	63	63	63	63	41	41	21	21
Jimmy CROW (21)	6	21	21	21	21	41	41	41	21	17	21	41	41
Grant ALLAN (41)	7	41	41	41	41	21	21	21	41	21	17	17	17
Ian DALTRY (17)	8	17	17	17	17	17	17	17	17	49			
-	9												
-	10												

Margin of Victory	Avg. Speed	Best Lap Tm	Best Speed	Best Lap by
4.098	75.438	58.363	78.146	39 - Harry SIMPSON

Clerk of the Course.

Orbits

Sig : Time :
 Chief Timekeeper : Ian Sharp (SMART Timing)
 Results available at www.mylaps.com and www.smart-timing.co.uk



Scottish Classics Championship

2016

Pos	No.	Name	Total	Diff	Gap	#1	#2	#3	#4	#5	#6
						Total	Total	Total	Total	Total	Total
1	21	Jimmy CROW	136	0	0	25	25	25	25	18	18
2	77	Tommy GILMARTIN	125	11	11	0	25	25	25	25	25
3	49	Raymond BOYD	118	18	7	25	25	18	18	18	14
4	39	Harry SIMPSON	108	28	10	18	18	18	18	18	18
5	78	Andrew GRAHAM	108	28	0	20	16	16	16	20	20
6	17	Ian DALTREY	108	28	0	18	18	18	18	18	18
7	41	Grant ALLAN	92	44	16	16	16	14	14	14	18
8	51	Alex MONTGOMERY	85	51	7	25	20	20	20	x	x
9	85	John BENNETT	80	56	5	20	20	20	20	x	x
10	8	Max HORNE	56	80	24	14	14	14	14	x	x
11	4	Stan BERNARD	40	96	16	20	20	x	x	x	x
12	57	Bruce MITCHELL	32	104	8	x	x	16	16	0	0
13	63	John KINMOND	32	104	0	x	x	x	x	16	16
14	81	James BRAID	32	104	0	16	16	x	x	x	x
15	10	Andy WALKER	14	122	18	x	x	x	x	14	0

Event Legend

#1	03/04/2016	SMRC Spring Race Meeting	#4	01/05/2016	SMRC May Day Race Meeting
#2	03/04/2016	SMRC Spring Race Meeting	#5	29/05/2016	SMRC May Race Meeting
#3	01/05/2016	SMRC May Day Race Meeting	#6	29/05/2016	SMRC May Race Meeting

Championship points are unofficial and given as an indication only.

Official Championship points will be published on the SMRC website.