

Knockhill

2nd October 2016



Season Finale



OFFICIAL FEEDER SERIES

BEATSON'S
BUILDING SUPPLIES

www.Superchips.co.uk
be driven



wheels
around



S.M.A.R.T.

Scottish Motorsports Automatic Race Timing

Ravenslea, Melrose Road, Galashiels, TD1 2AT

Telephone : 01896 – 752447

Qualifying Results



Bulletin No. _____

SMRC Season Finale

Sorted on best lap time

Scottish BMW Championship

Knockhill 1.267 miles

Qualifying 1

02/10/2016 08:30

Practice (11:00 Time) started at 8:29:21

Pos	No.	Name	Make/Model	CC	Class Code	Laps	Best Tm	Diff	Best Speed	2nd Best
1	45	Calum KING	BMW Compact	1900	Guest	9	1:03.001		72.393	1:03.256
2	85	Gary CLARK	BMW Compact	1900	BMWCC	9	1:03.012	0.011	72.380	1:03.226
3	14	Lee ELRICK	BMW Compact	1900	BMWCN	10	1:03.024	0.023	72.367	1:03.031
4	23	David McNAUGHTON	BMW Compact	1900	BMWCC	10	1:03.242	0.241	72.117	1:03.300
5	28	Alistair SMITH	BMW Compact	1900	BMWCN	10	1:03.375	0.374	71.966	1:03.399
6	72	Cliff HARPER	BMW Compact	1900	BMWCC	9	1:03.654	0.653	71.650	1:03.789
7	91	Neil MacINNES	BMW Compact	1900	BMWCN	9	1:03.662	0.661	71.641	1:03.936
8	97	Greig SUTHERLAND	BMW Compact	1900	BMWCN	10	1:03.763	0.762	71.528	1:03.889
9	77	Ashleigh MORRIS	BMW Compact	1900	BMWCC	9	1:04.165	1.164	71.080	1:04.428
10	7	Steven KING	BMW Compact	1900	Guest	9	1:04.294	1.293	70.937	1:04.385
11	90	Richard SUTHERLAND	BMW Compact	1900	BMWCC	9	1:04.439	1.438	70.778	1:04.555
12	40	Steven GOLDIE	BMW Compact	1900	BMWCN	9	1:04.475	1.474	70.738	1:04.493
13	81	Douglas SIMPSON	BMW Compact	1900	BMWCN	9	1:04.477	1.476	70.736	1:04.589
14	4	Ray McDOWALL	BMW Compact	1900	BMWCC	9	1:04.552	1.551	70.654	1:04.579
15	52	Ruaridh CLARK	BMW Compact	1900	Guest	9	1:04.772	1.771	70.414	1:05.672
16	32	Liam GRANT	BMW Compact	1900	BMWCN	9	1:04.846	1.845	70.333	1:05.125
17	65	Jeff CLARK	BMW Compact	1900	Guest	9	1:05.606	2.605	69.519	1:05.901
18	53	Andrew MACKIE	BMW Compact	1900	BMWCN	9	1:05.937	2.936	69.170	1:05.971
19	55	Gordon McSHANNOCK	BMW Compact	1900	BMWCN	8	1:07.810	4.809	67.259	1:07.851

Clerk of the Course.

Orbits

Sig :

Time :

Chief Timekeeper : Ian Sharp (SMART Timing)

Results available at www.mylaps.com and www.smart-timing.co.uk

Printed: 03/10/2016 17:52:34





SMRC Season Finale

Scottish BMW Championship

Knockhill 1.267 miles

Qualifying 1

02/10/2016 08:30

Practice (11:00 Time) started at 8:29:21

Lap	Time of Day	Lap Tm	S1	S2	S3	S3Spd	SFSpd	Lap	Time of Day	Lap Tm	S1	S2	S3	S3Spd	SFSpd
(4) Ray McDOWALL															
1	8:31:51.450			26.661	22.789	66.974	75.487								
2	8:32:58.977	1:07.527	22.212	24.557	20.758	88.416	76.782								
3	8:34:05.463	1:06.486	21.332	24.584	20.570	88.884	76.694								
4	8:35:11.215	1:05.752	21.249	24.131	20.372	89.239	75.914								
5	8:36:17.957	1:06.742	21.335	23.976	21.431	89.477	75.914								
6	8:37:22.536	1:04.579	20.803	23.624	20.152	89.836	77.761								
7	8:38:28.729	1:06.193			20.184	89.477	77.761								
8	8:39:33.366	1:04.637		23.960	20.110	89.716	77.761								
9	8:40:37.918	1:04.552	20.605	23.901	20.046	89.596	78.032								
(52) Ruaridh CLARK															
1	8:32:18.321			33.909	23.208	65.027	74.981								
2	8:33:27.932	1:09.611	23.089	25.593	20.929	87.494	77.313								
3	8:34:34.554	1:06.622	21.493	24.683	20.446	88.532	77.671								
4	8:35:40.705	1:06.151	21.385	24.425	20.341	88.649	78.214								
5	8:36:46.828	1:06.123	21.273	24.322	20.528	89.120	78.214								
6	8:37:52.713	1:05.885	21.385	23.970	20.530	89.120	78.488								
7	8:38:58.385	1:05.672	20.975	24.245	20.452	89.002	78.397								
8	8:40:04.377	1:05.992	20.935	24.589	20.468	88.767	77.135								
9	8:41:09.149	1:04.772	20.794	23.788	20.190	89.358	78.397								
(32) Liam GRANT															
1	8:31:57.907			26.715	21.590	87.837	77.491								
2	8:33:03.553	1:05.646	21.154	24.208	20.284	89.836	78.488								
3	8:34:08.939	1:05.386	21.134	24.089	20.163	91.055	78.214								
4	8:35:14.082	1:05.143	20.634	23.946	20.563	90.198	80.368								
5	8:36:18.928	1:04.846	20.663	24.127	20.056	89.120	79.606								
6	8:37:24.053	1:05.125	21.002	23.912	20.211	90.686	79.795								
7	8:38:29.635	1:05.582	20.799	24.202	20.581	89.716	78.950								
8	8:39:35.605	1:05.970	21.400	24.177	20.393	89.477	79.417								
9	8:40:40.730	1:05.125	20.707	24.059	20.359	90.077	79.700								
(65) Jeff CLARK															
1	8:32:02.054			28.361	22.789	81.244	73.989								
2	8:33:12.915	1:10.861	23.465	26.164	21.232	85.596	77.047								
3	8:34:21.344	1:08.429	22.192	25.413	20.824	86.927	77.581								
4	8:35:29.767	1:08.423	22.020	25.516	20.887	87.040	78.123								
5	8:36:35.784	1:06.017	21.317	24.382	20.318	88.767	78.214								
6	8:37:41.685	1:05.901	21.461	24.203	20.237	89.239	78.305								
7	8:38:47.958	1:06.273	21.446	24.387	20.440	87.837	78.214								
8	8:39:53.911	1:05.953	21.333	24.256	20.364	89.596	78.397								
9	8:40:59.517	1:05.606	21.165	24.177	20.264	89.596	78.305								
(53) Andrew MACKIE															
1	8:31:58.401			27.569	23.058	81.739	76.086								
2	8:33:06.371	1:07.970	22.247	24.923	20.800	87.837	76.519								
3	8:34:13.310	1:06.939	21.722	24.648	20.569	87.952	76.432								
4	8:35:19.862	1:06.552	21.315	24.333	20.904	87.494	76.958								
5	8:36:26.078	1:06.216	21.282	24.323	20.611	88.649	76.607								
6	8:37:32.015	1:05.937	21.169	24.175	20.593	88.299	76.870								
7	8:38:46.082	1:14.067	21.059	24.017	28.991	89.239	76.694								
8	8:39:52.053	1:05.971	21.113	24.342	20.516	88.767	77.224								
9	8:40:58.676	1:06.623	21.206	24.498	20.919	88.183	73.989								
(55) Gordon McSHANNOCK															
1	8:32:30.899			34.082	23.654	65.153	74.730								
2	8:33:41.098	1:10.199	23.107	25.942	21.150	86.257	76.259								
3	8:34:49.145	1:08.047	21.963	25.321	20.763	86.702	76.870								
4	8:35:57.759	1:08.614	21.821	25.249	21.544	86.035	76.259								
5	8:37:05.610	1:07.851	21.787	25.029	21.035	85.925	77.224								
6	8:38:14.781	1:09.171	21.824	25.958	21.389	86.257	77.671								
7	8:39:22.591	1:07.810	21.757	25.195	20.858	87.608	76.782								
8	8:40:30.687	1:08.096	21.996	25.160	20.940	87.040	77.135								

Clerk of the Course.

Sig : Time :
 Chief Timekeeper : Ian Sharp (SMART Timing)

Results available at www.mylaps.com and www.smart-timing.co.uk

Orbits





SMRC Season Finale

Scottish BMW Championship

Knockhill 1.267 miles

Race 1 - 1st Race

02/10/2016 10:45

Race (14 Laps) started at 10:33:10

POLE POSITION

2
85 Gary CLARK
1:03.012

1
45 Calum KING
1:03.001

1

4
23 David McNAUGHTON
1:03.242

3
14 Lee ELRICK
1:03.024

2

6
72 Cliff HARPER
1:03.654

5
28 Alistair SMITH
1:03.375

3

8
97 Greig SUTHERLAND
1:03.763

7
91 Neil MacINNES
1:03.662

4

10
7 Steven KING
1:04.294

9
77 Ashleigh MORRIS
1:04.165

5

12
40 Steven GOLDIE
1:04.475

11
90 Richard SUTHERLAND
1:04.439

6

14
4 Ray McDOWALL
1:04.552

13
81 Douglas SIMPSON
1:04.477

7

16
32 Liam GRANT
1:04.846

15
52 Ruaridh CLARK
1:04.772

8

18
53 Andrew MACKIE
1:05.937

17
65 Jeff CLARK
1:05.606

9

19
55 Gordon McSHANNOCK
1:07.810

10

Clerk of the Course.

Orbits

Sig : Time :

Chief Timekeeper : Ian Sharp (SMART Timing)

Results available at www.mylaps.com and www.smart-timing.co.uk

Printed: 03/10/2016 17:54:01



SMRC Season Finale
Sorted on best lap time

Celtic Speed Mini Cooper Cup

Knockhill 1.267 miles

Qualifying 2

02/10/2016 08:45

Practice (10:00 Time) started at 8:44:27

Pos	No.	Name	Make/Model	CC	Class Code	Laps	Best Tm	Diff	Best Speed	2nd Best
1	11	Morgan MURRAY	Mini Cooper	1600	SM	9	1:02.626		72.827	1:02.721
2	20	Kyle REID	Mini Cooper	1600	SM	9	1:02.826	0.200	72.595	1:02.891
3	70	Oliver MORTIMER	Mini Cooper	1600	Guest	9	1:02.921	0.295	72.485	1:03.068
4	24	John DUNCAN	Mini Cooper	1600	SMN	9	1:02.980	0.354	72.417	1:02.992
5	75	Michael COURTS	Mini Cooper	1600	SM	9	1:03.037	0.411	72.352	1:03.238
6	23	Ian MUNRO	Mini Cooper	1600	SM	9	1:03.038	0.412	72.351	1:03.055
7	3	Jock BORTHWICK	Mini Cooper	1600	SM	9	1:03.093	0.467	72.288	1:03.367
8	87	Paul BELL	Mini Cooper	1600	SM	9	1:03.116	0.490	72.261	1:03.254
9	89	Shane STONEY	Mini Cooper	1600	SM	8	1:03.201	0.575	72.164	1:03.258
10	33	Dylan O'DONNELL	Mini Cooper	1600	SMN	8	1:03.227	0.601	72.134	1:03.343
11	61	Malcolm McNAB	Mini Cooper	1600	SM	9	1:03.238	0.612	72.122	1:03.292
12	91	Robbie DALGLEISH	Mini Cooper	1600	SMN	9	1:03.240	0.614	72.120	1:03.394
13	4	Dominic WHEATLEY	Mini Cooper	1600	SMN	9	1:03.241	0.615	72.118	1:03.615
14	67	Mark GERAGHTY	Mini Cooper	1600	SMN	9	1:03.295	0.669	72.057	1:03.527
15	98	Brandon WALSH	Mini Cooper	1600	SMN	9	1:03.309	0.683	72.041	1:03.390
16	12	Allan PATERSON	Mini Cooper	1600	SMN	9	1:03.471	0.845	71.857	1:03.635
17	30	Callum DRYBURGH	Mini Cooper	1600	SM	9	1:03.539	0.913	71.780	1:03.549
18	26	William BLAKE	Mini Cooper	1600	SM	9	1:03.630	1.004	71.678	1:03.870
19	5	Des WHEATLEY	Mini Cooper	1600	SM	8	1:03.712	1.086	71.585	1:04.545
20	10	Neal ROBERTSON	Mini Cooper	1600	SMN	8	1:04.022	1.396	71.239	1:04.151
21	7	Jonny DREELAN	Mini Cooper	1600	SMN	8	1:04.043	1.417	71.215	1:04.281
22	6	Daniel DREELAN	Mini Cooper	1600	SM	8	1:04.117	1.491	71.133	1:04.519
23	9	Martin McGEOUGH	Mini Cooper	1600	SMN	8	1:04.255	1.629	70.980	1:04.785
24	96	Taelor SHAND	Mini Cooper	1600	SMN L	9	1:04.270	1.644	70.964	1:04.404
25	17	Fiona WALLACE	Mini Cooper	1600	Guest	8	1:05.330	2.704	69.812	1:05.646
26	50	Andrew BELL	Mini Cooper	1600	SMN	8	1:05.645	3.019	69.477	1:06.023
27	35	Chris BLACKHALL	Mini Cooper	1600	Guest	6	1:05.850	3.224	69.261	1:05.954

Announcements

Car No.89 - No working transponder - Please fix before 1st Race.

Clerk of the Course.

Orbits

Sig : Time :

Chief Timekeeper : Ian Sharp (SMART Timing)

 Results available at www.mylaps.com and www.smart-timing.co.uk

Printed: 03/10/2016 17:42:58



SMRC Season Finale

Celtic Speed Mini Cooper Cup

Knockhill 1.267 miles

Race 2 - 1st Race

02/10/2016 11:10

Race (12 Laps) started at 11:02:19

POLE POSITION

2 20 Kyle REID 1:02.826
4 24 John DUNCAN 1:02.980
6 23 Ian MUNRO 1:03.038
8 87 Paul BELL 1:03.116
10 33 Dylan O'DONNELL 1:03.227
12 91 Robbie DALGLEISH 1:03.240
14 67 Mark GERAGHTY 1:03.295
16 12 Allan PATERSON 1:03.471
18 26 William BLAKE 1:03.630
20 10 Neal ROBERTSON 1:04.022

1 11 Morgan MURRAY 1:02.626
3 70 Oliver MORTIMER 1:02.921
5 75 Michael COURTS 1:03.037
7 3 Jock BORTHWICK 1:03.093
9 89 Shane STONEY 1:03.201
11 61 Malcolm McNAB 1:03.238
13 4 Dominic WHEATLEY 1:03.241
15 98 Brandon WALSH 1:03.309
17 30 Callum DRYBURGH 1:03.539
19 5 Des WHEATLEY 1:03.712

1
2
3
4
5
6
7
8
9
10

Clerk of the Course.

Orbits

Sig : Time :
 Chief Timekeeper : Ian Sharp (SMART Timing)
 Results available at www.mylaps.com and www.smart-timing.co.uk



SMRC Season Finale


Celtic Speed Mini Cooper Cup

Knockhill 1.267 miles

Race 2 - 1st Race

02/10/2016 11:10

Race (12 Laps) started at 11:02:19



22

6 Daniel DREELAN 1:04.117

21

7 Jonny DREELAN 1:04.043

11

24

96 Taelor SHAND 1:04.270

23

9 Martin McGEOUGH 1:04.255

12

26

50 Andrew BELL 1:05.645

25

17 Fiona WALLACE 1:05.330

13

27

35 Chris BLACKHALL 1:05.850

14

Qualifying Results



Bulletin No. _____

SMRC Season Finale

Sorted on best lap time

Scottish Saloons & Sportscars Championship

Knockhill 1.267 miles

Qualifying 3

02/10/2016 09:05

Practice (10:00 Time) started at 9:04:38

Pos	No.	Name	Make/Model	CC	Class Code	Laps	Best Tm	Diff	Best Speed	2nd Best
1	40	Andrew GALLACHER	Ford Escort	2200	Guest	8	53.397		85.414	53.904
2	7	Charlie SHAW	Ford Focus	2000T	Guest	9	53.479	0.082	85.283	53.944
3	79	Paul BRYDON	BMW M3	3200T	A2	10	54.522	1.125	83.651	55.010
4	29	Robert DRUMMOND	Ford Escort Cosworth	2000	A1	9	56.051	2.654	81.369	56.732
5	54	Andrew MORRISON	Seat Leon Eurocup	1994	A2	11	56.325	2.928	80.974	56.658
6	6	Phil DRYBURGH	Ginetta G50	4500	A2	9	57.129	3.732	79.834	57.842
7	69	Thomson McINTYRE	Subaru Impreza	2000	B1	8	57.462	4.065	79.371	58.121
8	59	Gary WAIT	Ford Sierra Cosworth	2000	A2	10	58.230	4.833	78.325	58.629
9	28	Scott TOLLAN	Escort Cosworth	2000	A1	10	1:00.134	6.737	75.845	1:00.848
10	80	Iain SINCLAIR	Westfield	1998	B2	8	1:00.739	7.342	75.089	1:00.867
11	89	William ROBSON	Ford Focus RS	2500	B1	7	1:01.372	7.975	74.315	1:01.798
12	23	Brian MELDRUM	Seat Leon Sport	2000	B1	8	1:01.469	8.072	74.197	1:02.470
13	19	Graham WAIT	Ford Sierra Cosworth	2000T	Guest	7	1:02.113	8.716	73.428	1:09.969
14	39	Glynn GEDDIE	Ssang Yong	2000	Guest	8	1:08.586	15.189	66.498	1:08.590

Announcements

Car No.39 - No working transponder - Please fix before 1st Race.

Clerk of the Course.

Sig : Time :
Chief Timekeeper : Ian Sharp (SMART Timing)

Results available at www.mylaps.com and www.smart-timing.co.uk

Printed: 03/10/2016 18:25:39

Orbits





SMRC Season Finale

Scottish Saloons & Sportscars Championship

Knockhill 1.267 miles

Qualifying 3

02/10/2016 09:05

Practice (10:00 Time) started at 9:04:38

Lap	Time of Day	Lap Tm	S1	S2	S3	S3Spd	SFSpd	Lap	Time of Day	Lap Tm	S1	S2	S3	S3Spd	SFSpd
7	9:13:22.661	1:08.590													
8	9:14:35.191	1:12.530													

Clerk of the Course.

Orbits

Sig : Time :

Chief Timekeeper : Ian Sharp (SMART Timing)

Results available at www.mylaps.com and www.smart-timing.co.uk





SMRC Season Finale

Scottish Saloons & Sportscars Championship

Knockhill 1.267 miles

Race 3 - 1st Race

02/10/2016 11:35

Race (12 Laps) started at 11:40:49

POLE POSITION

2
7 Charlie SHAW
53.479

4
29 Robert DRUMMOND
56.051

6
6 Phil DRYBURGH
57.129

8
59 Gary WAIT
58.230

10
80 Iain SINCLAIR
1:00.739

12
23 Brian MELDRUM
1:01.469

1
40 Andrew GALLACHER
53.397

3
79 Paul BRYDON
54.522

5
54 Andrew MORRISON
56.325

7
69 Thomson McINTYRE
57.462

9
28 Scott TOLLAN
1:00.134

11
89 William ROBSON
1:01.372

13
39 Glynn GEDDIE
1:08.586

1
2
3
4
5
6
7

AMENDED GRID - Car No.19 withdrawn.

Clerk of the Course.

Sig : Time :
Chief Timekeeper : Ian Sharp (SMART Timing)

Results available at www.mylaps.com and www.smart-timing.co.uk

Printed: 03/10/2016 18:26:09

Orbits





Qualifying Results



Bulletin No. _____

SMRC Season Finale

Sorted on best lap time

Scottish Classics Championship

Knockhill 1.267 miles

Qualifying 4

02/10/2016 09:25

Practice (10:00 Time) started at 9:24:39

Pos	No.	Name	Make/Model	CC	Class Code	Laps	Best Tm	Diff	Best Speed	2nd Best
1	77	Tommy GILMARTIN	Morgan +8	3900	CE	7	58.237		78.315	58.634
2	39	Harry SIMPSON	Ginetta G4R	1851	CG	10	58.836	0.599	77.518	59.532
3	49	Raymond BOYD	Porsche 911	2998	CD	10	59.025	0.788	77.270	59.531
4	63	John KINMOND	Rover 3500	3500	CE	10	1:00.689	2.452	75.151	1:00.745
5	73	Andrew SMITH	Morgan +8	3900	Guest	9	1:00.959	2.722	74.818	1:01.010
6	4	Stan BERNARD	Porsche 911	2994	CD	9	1:01.354	3.117	74.336	1:01.621
7	21	Jimmy CROW	Ford Escort	2000	CB	8	1:01.413	3.176	74.265	1:02.176
8	57	Bruce MITCHELL	Lotus Europa TC	1800	CB	9	1:02.038	3.801	73.517	1:02.439
9	35	Ian BLACKLIN	Ford Capri	3000	CD	9	1:02.765	4.528	72.665	1:03.954
10	13	Alistair BAPTIE	Fiat X1/9	1498	CA	9	1:03.264	5.027	72.092	1:03.363
11	85	John BENNETT	Alfa Romeo Guilietta	1600	CB	9	1:04.188	5.951	71.054	1:04.558
12	22	Calum McRAE	TVR 350i	3498	Guest	9	1:05.596	7.359	69.529	1:05.787
13	10	Andy WALKER	Mallock Type R	1600	CG	8	1:05.758	7.521	69.358	1:06.500

Clerk of the Course.

Orbits

Sig : Time :
 Chief Timekeeper : Ian Sharp (SMART Timing)
 Results available at www.mylaps.com and www.smart-timing.co.uk



Printed: 03/10/2016 18:01:17



SMRC Season Finale

Scottish Classics Championship

Knockhill 1.267 miles

Race 4 - 1st Race

02/10/2016 12:00

Race (12 Laps) started at 12:02:43

POLE POSITION

2

39 Harry SIMPSON
58.836

1

77 Tommy GILMARTIN
58.237

1

4

63 John KINMOND
1:00.689

3

49 Raymond BOYD
59.025

2

6

4 Stan BERNARD
1:01.354

5

73 Andrew SMITH
1:00.959

3

8

57 Bruce MITCHELL
1:02.038

7

21 Jimmy CROW
1:01.413

4

10

13 Alistair BAPTIE
1:03.264

9

35 Ian BLACKLIN
1:02.765

5

12

22 Calum McRAE
1:05.596

11

85 John BENNETT
1:04.188

6

13

10 Andy WALKER
1:05.758

7

Clerk of the Course.

Orbits

Sig : Time :
Chief Timekeeper : Ian Sharp (SMART Timing)

Results available at www.mylaps.com and www.smart-timing.co.uk



SMRC Season Finale

Sorted on best lap time

Scottish Formula Ford 1600 Championship

Knockhill 1.267 miles

Qualifying 5

02/10/2016 09:40

Practice (10:00 Time) started at 9:39:29

Pos	No.	Name	Make/Model	CC	Class Code	Laps	Best Tm	Diff	Best Speed	2nd Best
1	50	Jamie THORBURN	Ray GR15	1600	FFAN	11	55.005		82.917	55.109
2	25	Neil MacLENNAN	Ray GR14	1600	FFA	11	55.032	0.027	82.876	55.110
3	8	Sebastian MELROSE	Ray GR14	1600	FFA	11	55.312	0.307	82.457	55.340
4	92	Matthew CHISHOLM	Van Diemen RF92	1600	FFB	11	55.632	0.627	81.982	55.639
5	71	Matthew COWLEY	Van Dieman JL13	1600	FFAN	11	56.019	1.014	81.416	56.106
6	29	Ross HOWE	Van Diemen RF99	1600	FFAN	11	56.662	1.657	80.492	56.867
7	70	David THORBURN	Ray GR15	1600	FFA	11	56.674	1.669	80.475	57.038
8	3	Neil BROOME	Swift SC93C	1600	FFB	9	57.383	2.378	79.481	57.556
9	30	Steven BARLOW	Ray GR09	1600	FFA	11	57.542	2.537	79.261	57.711
10	22	Fergus MCINTYRE	Ray GR05	1600	FFA	11	57.878	2.873	78.801	58.083
11	77	Fraser GRAY	Ray GR14	1600	FFA	10	57.895	2.890	78.778	58.164

Clerk of the Course.

Orbits

Sig : Time :
Chief Timekeeper : Ian Sharp (SMART Timing)

Results available at www.mylaps.com and www.smart-timing.co.uk





OFFICIAL FEEDER SERIES

BEATSON'S
BUILDING SUPPLIES

Grid Sheet

Bulletin No. _____



SMRC Season Finale

Scottish Formula Ford 1600 Championship Knockhill 1.267 miles
Race 5 - 1st Race 02/10/2016 12:25
Race (12 Laps) started at 12:24:44



POLE POSITION

2 25 Neil MacLENNAN 55.032
4 92 Matthew CHISHOLM 55.632
6 29 Ross HOWE 56.662
8 3 Neil BROOME 57.383
10 22 Fergus MCINTYRE 57.878

1 50 Jamie THORBURN 55.005
3 8 Sebastian MELROSE 55.312
5 71 Matthew COWLEY 56.019
7 70 David THORBURN 56.674
9 30 Steven BARLOW 57.542
11 77 Fraser GRAY 57.895

1
2
3
4
5
6

Clerk of the Course. Orbits

Sig : Time :
Chief Timekeeper : Ian Sharp (SMART Timing)
Results available at www.mylaps.com and www.smart-timing.co.uk



Qualifying Results



Bulletin No. _____

SMRC Season Finale

Sorted on best lap time

Scottish Fiesta Championship

Knockhill 1.267 miles

Qualifying 6

02/10/2016 10:00

Practice (10:00 Time) started at 9:54:09

Pos	No.	Name	Make/Model	CC	Class Code	Laps	Best Tm	Diff	Best Speed	2nd Best
1	7	Kevin WHYTE	Ford Fiesta ST	2000	ST	6	1:01.385		74.299	1:01.662
2	51	Chris MILFORD	Ford Fiesta ST	2000	ST	8	1:01.518	0.133	74.138	1:01.546
3	1	Wayne MacCAULAY	Ford Fiesta ST	2000	ST	7	1:01.657	0.272	73.971	1:01.672
4	61	Peter CRUICKSHANK	Ford Fiesta ST	2000	ST	10	1:02.581	1.196	72.879	1:02.671
5	55	Stephen WARD	Ford Fiesta ST	2000	ST	8	1:03.031	1.646	72.359	1:03.969
6	50	Jim DEANS	Ford Fiesta XR2	1600	XR	9	1:03.628	2.243	71.680	1:03.727
7	24	Steven GRAY	Ford Fiesta XR2	1600	XR	10	1:04.002	2.617	71.261	1:04.169
8	18	Barry FARQUHARSON	Ford Fiesta XR2	1600	XRN	10	1:04.280	2.895	70.953	1:04.313
9	22	Gavin BUTTERWORTH	Ford Fiesta XR2	1600	XR	9	1:04.854	3.469	70.325	1:04.923
10	57	Alec TOWNLEY	Ford Fiesta XR2	1600	XRN	9	1:05.948	4.563	69.158	1:06.030
11	98	Gordon HASTON	Ford Fiesta XR2	1600	XRN	9	1:07.481	6.096	67.587	1:07.735
12	81	Graeme CUTHBERT	Ford Fiesta XR2	1600	XRN	9	1:07.817	6.432	67.252	1:07.897
13	28	David TAYLOR	Ford Fiesta XR2	1600	XRN	5	1:08.467	7.082	66.614	1:10.563
14	44	Robert KERR	Ford Fiesta XR2	1600	XRN	9	1:09.066	7.681	66.036	1:09.345

Clerk of the Course.

Orbits

Sig : Time :
Chief Timekeeper : Ian Sharp (SMART Timing)
Results available at www.mylaps.com and www.smart-timing.co.uk



Printed: 03/10/2016 18:11:00



SMRC Season Finale

Scottish Fiesta Championship

Knockhill 1.267 miles

Race 6 - 1st Race

02/10/2016 12:50

Race (12 Laps) started at 12:50:56

POLE POSITION

2 51 Chris MILFORD 1:01.518
4 61 Peter CRUICKSHANK 1:02.581
6 50 Jim DEANS 1:03.628
8 18 Barry FARQUHARSON 1:04.280
10 57 Alec TOWNLEY 1:05.948
12 81 Graeme CUTHBERT 1:07.817
14 44 Robert KERR 1:09.066

1 7 Kevin WHYTE 1:01.385
3 1 Wayne MacCAULAY 1:01.657
5 55 Stephen WARD 1:03.031
7 24 Steven GRAY 1:04.002
9 22 Gavin BUTTERWORTH 1:04.854
11 98 Gordon HASTON 1:07.481
13 28 David TAYLOR 1:08.467

1
2
3
4
5
6
7

Clerk of the Course.

Sig : Time :
Chief Timekeeper : Ian Sharp (SMART Timing)

Results available at www.mylaps.com and www.smart-timing.co.uk

Printed: 03/10/2016 18:12:11

Orbits



Qualifying Results



Bulletin No. _____

SMRC Season Finale

Sorted on best lap time

Scottish Legends Championship

Knockhill 1.267 miles

Familiarisation - Q7

02/10/2016 10:15

Practice (6 Laps) started at 10:08:56

Pos	No.	Name	Make/Model	CC	Class Code	Laps	Best Tm	Diff	Best Speed	2nd Best
1	1	John PATERSON	Ford Coupe	1250	L	6	59.858		76.194	59.959
2	6	David HUNTER	Ford Coupe	1250	L	6	1:00.127	0.269	75.853	1:00.742
3	52	Stewart BLACK	Ford Coupe	1250	L	6	1:00.376	0.518	75.541	1:01.487
4	46	Ross McCULLOCH	Ford Coupe	1250	L R	6	1:00.578	0.720	75.289	1:02.015
5	37	Ivor GREENWOOD	Ford Coupe	1250	L	2	1:01.007	1.149	74.759	
6	71	Ryan McLEISH	Ford Coupe	1250	L R	6	1:01.378	1.520	74.307	1:01.939
7	38	Pino PALAZZO	Ford Sedan	1250	L	6	1:01.458	1.600	74.211	1:02.733
8	7	Alan FREELAND	Ford Coupe	1250	LT	6	1:01.513	1.655	74.144	1:01.518
9	15	Steven McGILL	Ford Coupe	1250	Guest	6	1:02.044	2.186	73.510	1:02.208
10	17	Billy WAIT	37 Ford	1250	L	6	1:02.163	2.305	73.369	1:03.061
11	88	Jeff PRITCHARD	Ford Coupe	1200	L	6	1:02.465	2.607	73.014	1:02.648
12	8	Jordan HODGSON	Ford Coupe	1250	Guest	6	1:02.795	2.937	72.631	1:03.559
13	85	Mark BEATY	Ford Coupe	1250	L R	6	1:03.457	3.599	71.873	1:03.682
14	4	Colin McNEILL	Ford Coupe	1250	L	6	1:04.433	4.575	70.784	1:04.767
15	33	Kieran BEATY	Ford Coupe	1250	L R	6	1:04.626	4.768	70.573	1:04.688
16	44	Ahmed KHADER	Ford Coupe	1250	Guest	6	1:05.677	5.819	69.443	1:06.451
17	5	Michael PAXTON	Ford Coupe	1250	Guest	6	1:06.011	6.153	69.092	1:07.218

Clerk of the Course.

Orbits

Sig : Time :
Chief Timekeeper : Ian Sharp (SMART Timing)
Results available at www.mylaps.com and www.smart-timing.co.uk



Printed: 03/10/2016 18:21:32



SMRC Season Finale

Sorted on Laps

Scottish BMW Championship

Knockhill 1.267 miles

Race 1 - 1st Race - AMENDED RESULT

02/10/2016 10:45

Race (14 Laps) started at 10:33:10

Pos	No.	Name	Make/Model	CC	Class Code	Laps	Total Tm	Diff	Best Tm	In Lap	2nd Best
1	85	Gary CLARK	BMW Compact	1900	BMWCC	14	17:10.095		1:02.771	7	1:02.948
2	28	Alistair SMITH	BMW Compact	1900	BMWCN	14	17:11.598	1.503	1:02.840	14	1:02.841
3	23	David McNAUGHTON	BMW Compact	1900	BMWCC	14	17:14.656	4.561	1:03.056	9	1:03.304
4	14	Lee ELRICK	BMW Compact	1900	BMWCN	14	17:19.689	9.594	1:03.458	10	1:03.650
5	72	Cliff HARPER	BMW Compact	1900	BMWCC	14	17:21.442	11.347	1:03.670	12	1:03.800
6	97	Greig SUTHERLAND	BMW Compact	1900	BMWCN	14	17:21.676	11.581	1:03.598	13	1:03.734
7	40	Steven GOLDIE	BMW Compact	1900	BMWCN	14	17:23.390	13.295	1:03.963	13	1:04.026
8	81	Douglas SIMPSON	BMW Compact	1900	BMWCN	14	17:25.883	15.788	1:03.671	14	1:03.683
9	90	Richard SUTHERLAND	BMW Compact	1900	BMWCC	14	17:28.076	17.981	1:03.944	11	1:04.059
10	32	Liam GRANT	BMW Compact	1900	BMWCN	14	17:32.510	22.415	1:04.413	5	1:04.728
11	7	Steven KING	BMW Compact	1900	Guest	14	17:38.403	28.308	1:04.638	8	1:04.670
12	77	Ashleigh MORRIS	BMW Compact	1900	BMWCC	14	17:39.476	29.381	1:04.423	8	1:04.565
13	52	Ruaridh CLARK	BMW Compact	1900	Guest	14	17:39.740	29.645	1:04.591	6	1:04.835
14	65	Jeff CLARK	BMW Compact	1900	Guest	14	17:48.979	38.884	1:05.408	11	1:05.557
15	55	Gordon McSHANNOCK	BMW Compact	1900	BMWCN	14	18:05.641	55.546	1:06.779	9	1:06.964

Not classified

DNF	53	Andrew MACKIE	BMW Compact	1900	BMWCN	5	8:09.252	DNF	1:08.737	2	1:19.360
DNF	91	Neil MacINNES	BMW Compact	1900	BMWCN	2	2:31.293	DNF	1:21.987	2	
DNF	45	Calum KING	BMW Compact	1900	Guest	1	1:07.890	DNF		0	
DQ	4	Ray McDOWALL	BMW Compact	1900	BMWCC	14	17:38.762	DQ	1:04.402	5	1:04.760

Announcements

Race distance increased to 14 Laps - 2 Laps completed behind the Safety Car.

New Track Record (1:02.840) for SMRC BMW Compact (N) by Alistair SMITH.

12:24 AMENDED RESULT - Car No.4 - Excluded - C 1.1.5 Driving in a manner incompatible with safety.

Margin of Victory	Avg. Speed	Best Lap Tm	Best Speed	Best Lap by
1.503	61.986	1:02.771	72.658	85 - Gary CLARK

Clerk of the Course.

Orbits

Sig : Time :

Chief Timekeeper : Ian Sharp (SMART Timing)

Results available at www.mylaps.com and www.smart-timing.co.uk

Printed: 03/10/2016 17:54:40





SMRC Season Finale

Lapchart


Scottish BMW Championship

Knockhill 1.267 miles

Race 1 - 1st Race - AMENDED RESULT

02/10/2016 10:45

Race (14 Laps) started at 10:33:10



Competitors	Laps														
		1	2	3	4	5	6	7	8	9	10	11	12	13	14
Gary CLARK (85)	1	85	85	85	85	85	85	85	85	85	85	85	85	85	85
David McNAUGHTON (23)	2	23	23	23	23	23	23	23	23	23	23	28	28	28	28
Alistair SMITH (28)	3	28	28	28	28	28	28	28	28	28	23	23	23	23	23
Calum KING (45)	4	45	72	72	72	72	72	72	14	14	14	14	14	14	14
Cliff HARPER (72)	5	72	14	14	14	14	14	14	14	72	72	72	72	72	72
Neil MacINNES (91)	6	91	97	97	97	97	97	97	97	97	97	97	97	97	97
Lee ELRICK (14)	7	14	40	40	40	40	40	40	40	40	40	40	40	40	40
Greig SUTHERLAND (97)	8	97	32	32	32	32	32	32	81	81	81	81	81	81	81
Steven GOLDIE (40)	9	40	77	77	77	77	81	81	32	90	90	90	90	90	90
Ashleigh MORRIS (77)	10	77	81	81	81	81	90	90	90	32	32	32	32	32	32
Liam GRANT (32)	11	32	90	90	90	90	4	4	4	4	77	7	7	7	7
Richard SUTHERLAND (90)	12	90	4	4	4	4	77	77	77	77	4	77	4	4	4
Douglas SIMPSON (81)	13	81	7	7	7	7	7	52	7	7	7	4	77	77	77
Steven KING (7)	14	7	52	52	52	52	52	7	52	52	52	52	52	52	52
Ray McDOWALL (4)	15	4	53	53	53	65	65	65	65	65	65	65	65	65	65
Ruaridh CLARK (52)	16	52	65	65	65	55	55	55	55	55	55	55	55	55	55
Andrew MACKIE (53)	17	53	55	55	55	53									
Jeff CLARK (65)	18	65	91												
Gordon McSHANNOCK (55)	19	55													

Margin of Victory	Avg. Speed	Best Lap Tm	Best Speed	Best Lap by
1.503	61.986	1:02.771	72.658	85 - Gary CLARK

Clerk of the Course.

Orbits

 Sig : Time :
 Chief Timekeeper : Ian Sharp (SMART Timing)

 Results available at www.mylaps.com and www.smart-timing.co.uk

Printed: 03/10/2016 17:55:35





SMRC Season Finale

Scottish BMW Championship Race 8 - 2nd Race Race (12 Laps) started at 14:22:33	Knockhill 1.267 miles 02/10/2016 14:20
--	---



POLE POSITION

2
28 Alistair SMITH
4
14 Lee ELRICK
6
97 Greig SUTHERLAND
8
81 Douglas SIMPSON
10
32 Liam GRANT
12
77 Ashleigh MORRIS
14
65 Jeff CLARK
16
53 Andrew MACKIE
18
45 Calum KING

1
85 Gary CLARK
3
23 David McNAUGHTON
5
72 Cliff HARPER
7
40 Steven GOLDIE
9
90 Richard SUTHERLAND
11
7 Steven KING
13
52 Ruaridh CLARK
15
55 Gordon McSHANNOCK
17
91 Neil MacINNES
19
4 Ray McDOWALL

1
2
3
4
5
6
7
8
9
10

Car No.4 - Back of Grid - Excluded from Race 1



SMRC Season Finale

Sorted on Laps

Celtic Speed Mini Cooper Cup

Knockhill 1.267 miles

Race 2 - 1st Race

02/10/2016 11:10

Race (12 Laps) started at 11:02:19

Pos	No.	Name	Make/Model	CC	Class Code	Laps	Total Tm	Diff	Best Tm	In Lap	2nd Best
1	20	Kyle REID	Mini Cooper	1600	SM	12	18:27.806		1:03.118	10	1:03.202
2	11	Morgan MURRAY	Mini Cooper	1600	SM	12	18:28.182	0.376	1:03.033	8	1:03.168
3	23	Ian MUNRO	Mini Cooper	1600	SM	12	18:30.852	3.046	1:03.065	6	1:03.216
4	87	Paul BELL	Mini Cooper	1600	SM	12	18:31.057	3.251	1:02.689	10	1:02.895
5	75	Michael COURTS	Mini Cooper	1600	SM	12	18:32.120	4.314	1:02.983	11	1:03.046
6	61	Malcolm McNAB	Mini Cooper	1600	SM	12	18:34.014	6.208	1:02.977	10	1:03.189
7	3	Jock BORTHWICK	Mini Cooper	1600	SM	12	18:34.110	6.304	1:02.876	8	1:03.392
8	67	Mark GERAGHTY	Mini Cooper	1600	SMN	12	18:34.200	6.394	1:03.074	7	1:03.119
9	33	Dylan O'DONNELL	Mini Cooper	1600	SMN	12	18:34.510	6.704	1:02.880	10	1:02.936
10	89	Shane STONEY	Mini Cooper	1600	SM	12	18:36.374	8.568	1:03.144	7	1:03.153
11	4	Dominic WHEATLEY	Mini Cooper	1600	SMN	12	18:36.893	9.087	1:02.972	11	1:03.034
12	30	Callum DRYBURGH	Mini Cooper	1600	SM	12	18:41.576	13.770	1:03.470	9	1:03.589
13	12	Allan PATERSON	Mini Cooper	1600	SMN	12	18:42.005	14.199	1:03.446	9	1:03.528
14	98	Brandon WALSH	Mini Cooper	1600	SMN	12	18:42.156	14.350	1:03.426	10	1:03.490
15	5	Des WHEATLEY	Mini Cooper	1600	SM	12	18:44.580	16.774	1:03.789	10	1:03.886
16	6	Daniel DREELAN	Mini Cooper	1600	SM	12	18:45.618	17.812	1:04.057	8	1:04.165
17	10	Neal ROBERTSON	Mini Cooper	1600	SMN	12	18:46.695	18.889	1:04.311	8	1:04.367
18	70	Oliver MORTIMER	Mini Cooper	1600	Guest	12	18:46.992	19.186	1:03.294	11	1:03.561
19	7	Jonny DREELAN	Mini Cooper	1600	SMN	12	18:47.872	20.066	1:03.856	12	1:03.908
20	96	Taelor SHAND	Mini Cooper	1600	SMN L	12	18:52.013	24.207	1:04.282	9	1:04.527
21	17	Fiona WALLACE	Mini Cooper	1600	Guest	12	18:53.687	25.881	1:04.647	8	1:04.686
22	50	Andrew BELL	Mini Cooper	1600	SMN	12	18:54.853	27.047	1:04.647	10	1:04.765
23	35	Chris BLACKHALL	Mini Cooper	1600	Guest	12	19:02.638	34.832	1:05.395	12	1:05.791
Not classified											
DNF	91	Robbie DALGLEISH	Mini Cooper	1600	SMN	10	16:35.093	DNF	1:03.650	7	1:04.446
DNF	24	John DUNCAN	Mini Cooper	1600	SMN	1	5:40.628	DNF		0	
DNF	26	William BLAKE	Mini Cooper	1600	SM			DNF		0	
DNF	9	Martin McGEOUGH	Mini Cooper	1600	SMN			DNF		0	

Announcements

Race distance increased to 12 Laps - 4 Laps completed behind the Safety Car.
 New Track Record (1:02.689) for SMRC Mini Cooper by Paul BELL.

Margin of Victory	Avg. Speed	Best Lap Tm	Best Speed	Best Lap by
0.376	49.404	1:02.689	72.753	87 - Paul BELL

Clerk of the Course.

Orbits

Sig : Time :
 Chief Timekeeper : Ian Sharp (SMART Timing)

 Results available at www.mylaps.com and www.smart-timing.co.uk

Printed: 03/10/2016 17:45:04



SMRC Season Finale

Celtic Speed Mini Cooper Cup

Knockhill 1.267 miles

Race 2 - 1st Race

02/10/2016 11:10

Race (12 Laps) started at 11:02:19

Lap	Time of Day	Lap Tm	S1	S2	S3	S3Spd	SFSpd	Lap	Time of Day	Lap Tm	S1	S2	S3	S3Spd	SFSpd
1	11:03:42.344			25.694	24.856	86.479	27.413								
2	11:06:30.563	2:48.219	1:15.383	48.749	44.087	31.880	24.892								
3	11:09:09.886	2:39.323	59.810	58.856	40.657	44.179	33.255								
4	11:11:51.705	2:41.819	1:02.304	53.733	45.782	34.681	24.984								
5	11:13:38.087	1:46.382	46.638	39.865	19.879	85.270	74.481								
6	11:14:44.361	1:06.274	22.705	23.908	19.661	87.153	75.914								
7	11:15:49.650	1:05.289	21.216	24.297	19.776	87.380	74.897								
8	11:16:55.004	1:05.354	21.058	24.102	20.194	86.146	73.989								
9	11:18:00.117	1:05.113	21.295	24.093	19.725	87.722	75.402								
10	11:19:04.764	1:04.647	21.031	24.034	19.582	86.814	76.000								
11	11:20:09.529	1:04.765	20.977	24.121	19.667	86.590	75.233								
12	11:21:14.757	1:05.228	21.207	24.313	19.708	85.815	75.064								

(35) Chris BLACKHALL

1	11:03:45.338			26.648	25.031	84.839	26.630
2	11:06:33.553	2:48.215	1:17.488	47.160	43.567	31.655	29.511
3	11:09:12.896	2:39.343	1:01.476	57.174	40.693	48.699	34.520
4	11:11:55.997	2:43.101	1:03.174	52.463	47.464	39.084	22.429
5	11:13:40.964	1:44.967	45.700	38.838	20.429	84.946	73.102
6	11:14:47.515	1:06.551	21.780	24.442	20.329	85.815	74.813
7	11:15:53.709	1:06.194	21.281	24.562	20.351	85.487	74.234
8	11:16:59.523	1:05.814	21.190	24.433	20.191	85.162	73.826
9	11:18:05.489	1:05.966	21.144	24.518	20.304	85.596	73.989
10	11:19:11.280	1:05.791	21.190	24.300	20.301	85.379	73.907
11	11:20:17.147	1:05.867	21.292	24.279	20.296	85.487	74.152
12	11:21:22.542	1:05.395	21.094	23.999	20.302	85.487	74.070

(91) Robbie DALGLEISH

1	11:03:34.424			23.939	23.584	86.927	39.175
2	11:06:16.618	2:42.194	57.801	58.579	45.814	28.327	29.101
3	11:08:55.743	2:39.125	54.374	59.689	45.062	33.156	31.536
4	11:11:36.110	2:40.367	57.971	58.189	44.207	30.012	25.850
5	11:13:28.600	1:52.490	50.345	42.150	19.995	82.951	76.259
6	11:14:33.046	1:04.446	20.562	23.810	20.074	87.608	74.564
7	11:15:36.696	1:03.650	20.744	23.393	19.513	88.183	75.914
8	11:16:41.267	1:04.571	21.076	23.716	19.779	87.952	76.086
9	11:17:46.727	1:05.460	20.294	24.422	20.744	81.343	68.338
10	11:18:54.997	1:08.270	21.386	24.366	22.518	81.048	37.532

(24) John DUNCAN

1	11:08:00.532			1:01.380	43.797	39.452	22.097
---	--------------	--	--	-----------------	---------------	---------------	---------------

Clerk of the Course.

 Sig : _____ Time : _____
 Chief Timekeeper : Ian Sharp (SMART Timing)

 Results available at www.mylaps.com and www.smart-timing.co.uk

Printed: 03/10/2016 17:49:31

Orbits



SMRC Season Finale

Lapchart


Celtic Speed Mini Cooper Cup

Knockhill 1.267 miles

Race 2 - 1st Race

02/10/2016 11:10

Race (12 Laps) started at 11:02:19



Competitors	Laps											
	1	2	3	4	5	6	7	8	9	10	11	12
Kyle REID (20)	1	20	20	20	20	20	20	20	20	20	20	20
Morgan MURRAY (11)	2	11	11	11	11	11	11	11	11	11	11	11
Michael COURTS (75)	3	75	75	75	75	75	75	75	23	23	23	23
Ian MUNRO (23)	4	23	23	23	23	23	23	23	87	87	87	87
Jock BORTHWICK (3)	5	3	3	3	3	87	87	87	75	75	75	75
Paul BELL (87)	6	87	87	87	87	3	3	3	3	3	3	61
Malcolm McNAB (61)	7	61	61	61	61	61	61	61	61	61	61	3
Robbie DALGLEISH (91)	8	91	91	91	91	67	67	67	67	67	67	67
Mark GERAGHTY (67)	9	67	67	67	67	91	91	91	33	33	33	33
Dylan O'DONNELL (33)	10	33	33	33	33	33	33	33	89	89	89	89
Callum DRYBURGH (30)	11	30	89	89	89	89	89	89	91	4	4	4
Shane STONEY (89)	12	89	30	30	30	30	4	4	4	30	30	30
Brandon WALSH (98)	13	98	98	98	98	4	30	30	30	12	12	12
Dominic WHEATLEY (4)	14	4	4	4	4	12	12	12	12	98	98	98
Allan PATERSON (12)	15	12	12	12	12	5	5	5	98	91	5	5
Des WHEATLEY (5)	16	5	5	5	5	98	98	98	5	5	6	6
Neal ROBERTSON (10)	17	10	10	10	10	10	10	10	6	6	10	10
Daniel DREELAN (6)	18	6	6	6	6	6	6	6	10	10	70	70
Jonny DREELAN (7)	19	7	7	7	96	96	96	7	70	70	7	7
Taelor SHAND (96)	20	96	96	96	96	7	7	7	70	7	96	96
Andrew BELL (50)	21	50	50	50	50	70	70	96	96	96	17	17
Oliver MORTIMER (70)	22	70	70	70	70	50	50	17	17	17	50	50
Fiona WALLACE (17)	23	17	17	17	17	17	17	50	50	50	35	35
Chris BLACKHALL (35)	24	35	35	35	35	35	35	35	35	35		
John DUNCAN (24)	25	24										
-	26											
-	27											

Margin of Victory	Avg. Speed	Best Lap Tm	Best Speed	Best Lap by
0.376	49.404	1:02.689	72.753	87 - Paul BELL

Clerk of the Course.

Orbits

 Sig : Time :
 Chief Timekeeper : Ian Sharp (SMART Timing)

 Results available at www.mylaps.com and www.smart-timing.co.uk

Printed: 03/10/2016 17:46:19



SMRC Season Finale

Celtic Speed Mini Cooper Cup

Knockhill 1.267 miles

Race 9 - 2nd Race

02/10/2016 14:45

Race (9 Laps) started at 14:51:04

POLE POSITION

2
11 Morgan MURRAY

1
20 Kyle REID

1

4
87 Paul BELL

3
23 Ian MUNRO

2

6
61 Malcolm McNAB

5
75 Michael COURTS

3

8
67 Mark GERAGHTY

7
3 Jock BORTHWICK

4

10
89 Shane STONEY

9
33 Dylan O'DONNELL

5

12
30 Callum DRYBURGH

11
4 Dominic WHEATLEY

6

14
98 Brandon WALSH

13
12 Allan PATERSON

7

16
6 Daniel DREELAN

15
5 Des WHEATLEY

8

18
70 Oliver MORTIMER

17
10 Neal ROBERTSON

9

20
96 Taelor SHAND

19
7 Jonny DREELAN

10

Clerk of the Course.

Orbits

Sig : Time :
 Chief Timekeeper : Ian Sharp (SMART Timing)
 Results available at www.mylaps.com and www.smart-timing.co.uk



SMRC Season Finale


Celtic Speed Mini Cooper Cup

Knockhill 1.267 miles

Race 9 - 2nd Race

02/10/2016 14:45

Race (9 Laps) started at 14:51:04



22
50 Andrew BELL

21
17 Fiona WALLACE

11

24
91 Robbie DALGLEISH

23
35 Chris BLACKHALL

12

26
26 William BLAKE

25
24 John DUNCAN

13

27
9 Martin McGEOUGH

14

Race Results

Bulletin No. _____



SMRC Season Finale

Sorted on Laps

Scottish Saloons & Sportscars Championship

Knockhill 1.267 miles

Race 3 - 1st Race

02/10/2016 11:35

Race (12 Laps) started at 11:40:49

Pos	No.	Name	Make/Model	CC	Class Code	Laps	Total Tm	Diff	Best Tm	In Lap	2nd Best
1	29	Robert DRUMMOND	Ford Escort Cosworth	2000	A1	12	10:51.739		53.597	4	53.857
2	79	Paul BRYDON	BMW M3	3200T	A2	12	11:05.092	13.353	54.126	3	54.504
3	40	Andrew GALLACHER	Ford Escort	2200	Guest	12	11:11.343	19.604	52.757	2	53.212
4	54	Andrew MORRISON	Seat Leon Eurocup	1994	A2	12	11:12.718	20.979	55.392	6	55.433
5	69	Thomson McINTYRE	Subaru Impreza	2000	B1	11	10:56.449	1 Lap	57.629	3	57.849
6	23	Brian MELDRUM	Seat Leon Sport	2000	B1	11	11:00.505	1 Lap	58.991	11	59.073
7	28	Scott TOLLAN	Escort Cosworth	2000	A1	11	11:08.095	1 Lap	59.430	3	59.768
8	80	Iain SINCLAIR	Westfield	1998	B2	11	11:12.531	1 Lap	59.061	8	59.109
9	59	Gary WAIT	Ford Sierra Cosworth	2000	A2	11	11:36.586	1 Lap	1:00.511	7	1:00.655
10	89	William ROBSON	Ford Focus RS	2500	B1	11	11:39.131	1 Lap	1:01.597	2	1:01.867
11	39	Glynn GEDDIE	Ssang Yong	2000	Guest	10	11:14.283	2 Laps	1:06.687	3	1:06.737
Not classified											
DNF	7	Charlie SHAW	Ford Focus	2000T	Guest	8	6:55.663	DNF	51.296	4	51.368
DNS	6	Phil DRYBURGH	Ginetta G50	4500	A2			DNS		0	

Margin of Victory	Avg. Speed	Best Lap Tm	Best Speed	Best Lap by
13.353	83.975	52.757	86.450	40 - Andrew GALLACHER

Clerk of the Course.

Orbits

Sig : Time :
Chief Timekeeper : Ian Sharp (SMART Timing)

Results available at www.mylaps.com and www.smart-timing.co.uk

Printed: 03/10/2016 18:26:46





SMRC Season Finale

Scottish Saloons & Sportscars Championship

Knockhill 1.267 miles

Race 3 - 1st Race

02/10/2016 11:35

Race (12 Laps) started at 11:40:49

Lap	Time of Day	Lap Tm	S1	S2	S3	S3Spd	SFSpd	Lap	Time of Day	Lap Tm	S1	S2	S3	S3Spd	SFSpd
1	11:41:40.639			19.972	15.346	132.886	118.985								
2	11:42:32.607	51.968	16.994	19.443	15.531	139.808	124.273								
3	11:43:23.975	51.368	16.979	19.446	14.943	137.798	127.098								
4	11:44:15.271	51.296	16.772	19.396	15.128	138.939	125.435								
5	11:45:07.572	52.301	17.594	19.758	14.949	138.081	126.618								
6	11:45:59.035	51.463	16.902	19.188	15.373	134.484	126.857								
7	11:46:52.597	53.562	17.216	20.326	16.020	114.129	120.480								
8	11:47:45.365	52.768	17.284	19.780	15.704	132.102	114.129								

Clerk of the Course.

Orbits

Sig : Time :
 Chief Timekeeper : Ian Sharp (SMART Timing)

Results available at www.mylaps.com and www.smart-timing.co.uk





SMRC Season Finale

Lapchart

Scottish Saloons & Sportscars Championship

Knockhill 1.267 miles

Race 3 - 1st Race

02/10/2016 11:35

Race (12 Laps) started at 11:40:49

Competitors	Laps												
	1	2	3	4	5	6	7	8	9	10	11	12	
Charlie SHAW (7)	1	7	7	7	7	7	7	7	7	29	29	29	29
Andrew GALLACHER (40)	2	40	40	40	40	40	29	29	29	79	79	79	79
Robert DRUMMOND (29)	3	29	29	29	29	29	79	79	79	40	40	40	40
Paul BRYDON (79)	4	79	79	79	79	79	40	40	40	54	54	54	54
Thomson McINTYRE (69)	5	69	54	54	54	54	54	54	54	69	69	69	69
Andrew MORRISON (54)	6	54	69	69	69	69	69	69	69	23	23	23	23
Brian MELDRUM (23)	7	23	23	23	23	23	23	23	23	80	28	28	28
Gary WAIT (59)	8	59	28	28	28	80	80	80	80	28	80	80	80
Iain SINCLAIR (80)	9	80	80	80	80	28	28	28	28	59	59	59	59
Scott TOLLAN (28)	10	28	89	89	59	59	59	59	59	89	89	89	89
William ROBSON (89)	11	89	59	59	89	89	89	89	89	39	39	39	39
Glynn GEDDIE (39)	12	39	39	39	39	39	39	39	39				
-	13												

Margin of Victory	Avg. Speed	Best Lap Tm	Best Speed	Best Lap by
13.353	83.975	52.757	86.450	40 - Andrew GALLACHER

Clerk of the Course.

Orbits

Sig : Time :
 Chief Timekeeper : Ian Sharp (SMART Timing)
 Results available at www.mylaps.com and www.smart-timing.co.uk





SMRC Season Finale

Scottish Saloons & Sportscars Championship

Knockhill 1.267 miles

Race 10 - 2nd Race

02/10/2016 15:05

Race (12 Laps) started at 15:21:45

POLE POSITION

2
79 Paul BRYDON

4
54 Andrew MORRISON

6
23 Brian MELDRUM

8
80 Iain SINCLAIR

10
89 William ROBSON

12
7 Charlie SHAW

1
29 Robert DRUMMOND

3
40 Andrew GALLACHER

5
69 Thomson McINTYRE

7
28 Scott TOLLAN

9
59 Gary WAIT

11
39 Glynn GEDDIE

13
6 Phil DRYBURGH

1
2
3
4
5
6
7

Clerk of the Course.

Sig : Time :

Chief Timekeeper : Ian Sharp (SMART Timing)

Results available at www.mylaps.com and www.smart-timing.co.uk

Printed: 03/10/2016 18:27:29

Orbits





Race Results



Bulletin No. _____

SMRC Season Finale

Sorted on Laps

Scottish Classics Championship

Knockhill 1.267 miles

Race 4 - 1st Race

02/10/2016 12:00

Race (12 Laps) started at 12:02:43

Pos	No.	Name	Make/Model	CC	Class Code	Laps	Total Tm	Diff	Best Tm	In Lap	2nd Best
1	77	Tommy GILMARTIN	Morgan +8	3900	CE	12	11:42.470		57.619	4	57.895
2	73	Andrew SMITH	Morgan +8	3900	Guest	12	11:45.567	3.097	58.308	4	58.352
3	39	Harry SIMPSON	Ginetta G4R	1851	CG	12	11:51.220	8.750	57.534	4	57.636
4	49	Raymond BOYD	Porsche 911	2998	CD	12	12:03.789	21.319	59.761	11	59.907
5	4	Stan BERNARD	Porsche 911	2994	CD	12	12:22.379	39.909	1:00.547	4	1:00.622
6	57	Bruce MITCHELL	Lotus Europa TC	1800	CB	12	12:38.571	56.101	1:02.066	2	1:02.199
7	35	Ian BLACKLIN	Ford Capri	3000	CD	12	12:40.102	57.632	1:02.161	11	1:02.166
8	13	Alistair BAPTIE	Fiat X1/9	1498	CA	11	11:44.135	1 Lap	1:02.273	8	1:02.375
9	85	John BENNETT	Alfa Romeo Guilietta	1600	CB	11	11:50.812	1 Lap	1:03.437	4	1:03.649
10	21	Jimmy CROW	Ford Escort	2000	CB	11	11:52.898	1 Lap	1:01.596	2	1:02.517
11	10	Andy WALKER	Mallock Type R	1600	CG	11	11:54.772	1 Lap	1:03.045	10	1:03.644
12	22	Calum McRAE	TVR 350i	3498	Guest	11	12:16.857	1 Lap	1:03.604	8	1:03.792
Not classified											
DNF	63	John KINMOND	Rover 3500	3500	CE	4	4:22.237	DNF	1:04.141	2	1:05.324

Announcements

Car No.39 - Racetime includes a 10 second time penalty - False Start.
New Track Record (1:02.273) for SMRC Classic S/S (A) by Alistair BAPTIE.

Margin of Victory	Avg. Speed	Best Lap Tm	Best Speed	Best Lap by
3.097	77.911	57.534	79.272	39 - Harry SIMPSON

Clerk of the Course.

Orbits

Sig : Time :
Chief Timekeeper : Ian Sharp (SMART Timing)

Results available at www.mylaps.com and www.smart-timing.co.uk



Printed: 03/10/2016 18:03:30



SMRC Season Finale

Scottish Classics Championship

Knockhill 1.267 miles

Race 4 - 1st Race

02/10/2016 12:00

Race (12 Laps) started at 12:02:43

Lap	Time of Day	Lap Tm	S1	S2	S3	S3Spd	SFSpd	Lap	Time of Day	Lap Tm	S1	S2	S3	S3Spd	SFSpd
10	12:13:35.011	1:03.045	20.579	23.913	18.553	93.595	85.054								
11	12:14:38.655	1:03.644	20.829	23.737	19.078	94.919	84.625								

(22) Calum McRAE

1	12:03:53.242			25.118	19.563	91.928	79.230
2	12:04:59.093	1:05.851	21.320	24.733	19.798	91.552	80.465
3	12:06:06.356	1:07.263	22.115	25.607	19.541	89.358	80.755
4	12:07:10.342	1:03.986	20.753	23.855	19.378	94.385	81.938
5	12:08:14.777	1:04.435	20.606	24.455	19.374	94.252	81.343
6	12:09:20.383	1:05.606	21.297	24.874	19.435	93.595	81.343
7	12:10:24.175	1:03.792	20.751	23.887	19.154	93.205	81.441
8	12:11:27.779	1:03.604	20.642	23.834	19.128	94.120	81.540
9	12:12:33.508	1:05.729	21.879	24.178	19.672	93.465	81.343
10	12:13:38.759	1:05.251	20.705	24.520	20.026	93.076	80.755
11	12:15:00.740	1:21.981	24.198	27.630	30.153	78.123	19.190

(63) John KINMOND

1	12:03:47.506			23.344	19.398	97.540	82.951
2	12:04:51.647	1:04.141	21.818	23.491	18.832	96.697	82.543
3	12:06:00.796	1:09.149	24.891	25.103	19.155	94.919	81.244
4	12:07:06.120	1:05.324	21.252	23.125	20.947	94.518	39.568

Clerk of the Course.

Sig : Time :
Chief Timekeeper : Ian Sharp (SMART Timing)

Results available at www.mylaps.com and www.smart-timing.co.uk

Printed: 03/10/2016 18:04:03

Orbits





SMRC Season Finale

Lapchart

Scottish Classics Championship

Knockhill 1.267 miles

Race 4 - 1st Race

02/10/2016 12:00

Race (12 Laps) started at 12:02:43

Competitors	Laps											
	1	2	3	4	5	6	7	8	9	10	11	12
Tommy GILMARTIN (77)	1	77	77	77	77	77	77	77	77	77	77	39
Harry SIMPSON (39)	2	39	39	39	39	39	39	39	39	39	39	77
Raymond BOYD (49)	3	49	73	73	73	73	73	73	73	73	73	73
Andrew SMITH (73)	4	73	49	49	49	49	49	49	49	49	49	49
Jimmy CROW (21)	5	21	21	4	4	4	4	4	4	4	4	4
John KINMOND (63)	6	63	4	21	21	21	21	21	21	57	57	57
Stan BERNARD (4)	7	4	57	57	57	57	57	57	35	35	35	35
Bruce MITCHELL (57)	8	57	63	35	35	35	35	35	21	13	13	
Ian BLACKLIN (35)	9	35	35	85	85	13	13	13	13	21	85	
John BENNETT (85)	10	85	85	63	13	85	85	85	85	85	21	
Calum McRAE (22)	11	22	13	13	63	10	10	10	10	10	10	
Andy WALKER (10)	12	10	22	10	10	22	22	22	22	22	22	
Alistair BAPTIE (13)	13	13	10	22	22							

Margin of Victory	Avg. Speed	Best Lap Tm	Best Speed	Best Lap by
3.097	77.911	57.534	79.272	39 - Harry SIMPSON

Clerk of the Course.

Orbits

Sig : Time :
 Chief Timekeeper : Ian Sharp (SMART Timing)
 Results available at www.mylaps.com and www.smart-timing.co.uk





SMRC Season Finale

Scottish Classics Championship

Knockhill 1.267 miles

Race 12 - 2nd Race

02/10/2016 15:50

Race (12 Laps) started at 15:57:26

POLE POSITION

2
73 Andrew SMITH

4
49 Raymond BOYD

6
57 Bruce MITCHELL

8
13 Alistair BAPTIE

10
21 Jimmy CROW

12
22 Calum McRAE

1
77 Tommy GILMARTIN

3
39 Harry SIMPSON

5
4 Stan BERNARD

7
35 Ian BLACKLIN

9
85 John BENNETT

11
10 Andy WALKER

13
63 John KINMOND

1
2
3
4
5
6
7

Clerk of the Course.

Sig : Time :
Chief Timekeeper : Ian Sharp (SMART Timing)

Results available at www.mylaps.com and www.smart-timing.co.uk

Printed: 03/10/2016 18:04:35

Orbits



SMRC Season Finale

Sorted on Laps

Scottish Formula Ford 1600 Championship

Knockhill 1.267 miles

Race 5 - 1st Race

02/10/2016 12:25

Race (12 Laps) started at 12:24:44

Pos	No.	Name	Make/Model	CC	Class Code	Laps	Total Tm	Diff	Best Tm	In Lap	2nd Best
1	25	Neil MacLENNAN	Ray GR14	1600	FFA	12	11:09.197		54.957	4	55.033
2	50	Jamie THORBURN	Ray GR15	1600	FFAN	12	11:13.613	4.416	55.246	6	55.301
3	8	Sebastian MELROSE	Ray GR14	1600	FFA	12	11:13.941	4.744	55.272	6	55.320
4	92	Matthew CHISHOLM	Van Diemen RF92	1600	FFB	12	11:20.025	10.828	55.888	4	55.921
5	71	Matthew COWLEY	Van Dieman JL13	1600	FFAN	12	11:28.871	19.674	55.830	10	55.984
6	3	Neil BROOME	Swift SC93C	1600	FFB	12	11:45.541	36.344	56.972	6	57.200
7	29	Ross HOWE	Van Diemen RF99	1600	FFAN	12	11:46.470	37.273	56.482	7	56.619
8	70	David THORBURN	Ray GR15	1600	FFA	12	11:56.034	46.837	57.126	6	57.526
Not classified											
DNF	30	Steven BARLOW	Ray GR09	1600	FFA	6	5:57.478	DNF	58.006	2	58.228
DNF	77	Fraser GRAY	Ray GR14	1600	FFA	6	6:17.755	DNF	57.583	4	57.947
DNF	22	Fergus MCINTYRE	Ray GR05	1600	FFA	5	4:58.443	DNF	57.893	5	58.010

Margin of Victory	Avg. Speed	Best Lap Tm	Best Speed	Best Lap by
4.416	81.785	54.957	82.989	25 - Neil MacLENNAN

Clerk of the Course.

Orbits

Sig : Time :
Chief Timekeeper : Ian Sharp (SMART Timing)

Results available at www.mylaps.com and www.smart-timing.co.uk

Printed: 03/10/2016 18:19:13





OFFICIAL FEEDER SERIES

BEATSON'S BUILDING SUPPLIES

Lap times

Bulletin No. _____



SMRC Season Finale

Scottish Formula Ford 1600 Championship

Knockhill 1.267 miles

Race 5 - 1st Race

02/10/2016 12:25

Race (12 Laps) started at 12:24:44

Table with columns: Lap, Time of Day, Lap Tm, S1, S2, S3, S3Spd, SFSpd. Driver: (25) Neil MacLENNAN. Laps 1-12.

Table with columns: Lap, Time of Day, Lap Tm, S1, S2, S3, S3Spd, SFSpd. Driver: (50) Jamie THORBURN. Laps 1-12.

Table with columns: Lap, Time of Day, Lap Tm, S1, S2, S3, S3Spd, SFSpd. Driver: (8) Sebastian MELROSE. Laps 1-12.

Table with columns: Lap, Time of Day, Lap Tm, S1, S2, S3, S3Spd, SFSpd. Driver: (92) Matthew CHISHOLM. Laps 1-12.

Table with columns: Lap, Time of Day, Lap Tm, S1, S2, S3, S3Spd, SFSpd. Driver: (71) Matthew COWLEY. Laps 1-12.

Table with columns: Lap, Time of Day, Lap Tm, S1, S2, S3, S3Spd, SFSpd. Driver: (3) Neil BROOME. Laps 1-2.

Table with columns: Lap, Time of Day, Lap Tm, S1, S2, S3, S3Spd, SFSpd. Driver: (29) Ross HOWE. Laps 3-12.

Table with columns: Lap, Time of Day, Lap Tm, S1, S2, S3, S3Spd, SFSpd. Driver: (70) David THORBURN. Laps 1-12.

Table with columns: Lap, Time of Day, Lap Tm, S1, S2, S3, S3Spd, SFSpd. Driver: (30) Steven BARLOW. Laps 1-12.

Table with columns: Lap, Time of Day, Lap Tm, S1, S2, S3, S3Spd, SFSpd. Driver: (77) Fraser GRAY. Laps 1-6.

Table with columns: Lap, Time of Day, Lap Tm, S1, S2, S3, S3Spd, SFSpd. Driver: (22) Fergus MCINTYRE. Laps 1-6.

Clerk of the Course.

Orbits

Sig : Time : Chief Timekeeper : Ian Sharp (SMART Timing)

Results available at www.mylaps.com and www.smart-timing.co.uk



Printed: 03/10/2016 18:20:05

SMRC Season Finale

Lapchart

Scottish Formula Ford 1600 Championship

Knockhill 1.267 miles

Race 5 - 1st Race

02/10/2016 12:25

Race (12 Laps) started at 12:24:44

Competitors	Laps												
	1	2	3	4	5	6	7	8	9	10	11	12	
Jamie THORBURN (50)	1	50	50	25	25	25	25	25	25	25	25	25	25
Neil MacLENNAN (25)	2	25	25	8	50	50	50	50	50	50	50	50	50
Sebastian MELROSE (8)	3	8	8	50	8	8	8	8	8	8	8	8	8
Matthew CHISHOLM (92)	4	92	92	92	92	92	92	92	92	92	92	92	92
Matthew COWLEY (71)	5	71	71	70	3	71	71	71	71	71	71	71	71
David THORBURN (70)	6	70	70	3	70	70	70	70	70	70	70	3	3
Neil BROOME (3)	7	3	30	30	71	30	3	3	3	3	3	29	29
Steven BARLOW (30)	8	30	3	71	30	3	30	29	29	29	29	70	70
Fergus MCINTYRE (22)	9	22	77	77	77	77	29						
Fraser GRAY (77)	10	77	22	22	22	22	77						
Ross HOWE (29)	11	29	29	29	29	29							

Margin of Victory	Avg. Speed	Best Lap Tm	Best Speed	Best Lap by
4.416	81.785	54.957	82.989	25 - Neil MacLENNAN

Clerk of the Course.

Sig : Time :
Chief Timekeeper : Ian Sharp (SMART Timing)

Results available at www.mylaps.com and www.smart-timing.co.uk

Printed: 03/10/2016 18:20:20

Orbits





OFFICIAL FEEDER SERIES

BEATSON'S
BUILDING SUPPLIES

Grid Sheet

Bulletin No. _____



SMRC Season Finale

Scottish Formula Ford 1600 Championship	Knockhill 1.267 miles
Race 131- 2nd Race	02/10/2016 16:15
Race (12 Laps) started at 16:20:11	



POLE POSITION

2
50 Jamie THORBURN
4
92 Matthew CHISHOLM
6
3 Neil BROOME
8
70 David THORBURN
10
77 Fraser GRAY

1
25 Neil MacLENNAN
3
8 Sebastian MELROSE
5
71 Matthew COWLEY
7
29 Ross HOWE
9
30 Steven BARLOW
11
22 Fergus MCINTYRE

1
2
3
4
5
6

Clerk of the Course. Orbits

Sig : Time :

Chief Timekeeper : Ian Sharp (SMART Timing)

Results available at www.mylaps.com and www.smart-timing.co.uk





SMRC Season Finale

Sorted on Laps

Scottish Fiesta Championship

Knockhill 1.267 miles

Race 6 - 1st Race - AMENDED RESULT

02/10/2016 12:50

Race (12 Laps) started at 12:50:56

Pos	No.	Name	Make/Model	CC	Class Code	Laps	Total Tm	Diff	Best Tm	In Lap	2nd Best
1	7	Kevin WHYTE	Ford Fiesta ST	2000	ST	12	12:29.930		1:01.518	4	1:01.686
2	1	Wayne MacCAULAY	Ford Fiesta ST	2000	ST	12	12:30.814	0.884	1:01.552	3	1:01.758
3	51	Chris MILFORD	Ford Fiesta ST	2000	ST	12	12:31.813	1.883	1:01.714	4	1:01.737
4	61	Peter CRUICKSHANK	Ford Fiesta ST	2000	ST	12	12:39.362	9.432	1:02.666	6	1:02.692
5	55	Stephen WARD	Ford Fiesta ST	2000	ST	12	12:41.203	11.273	1:02.461	5	1:02.523
6	24	Steven GRAY	Ford Fiesta XR2	1600	XR	12	12:58.793	28.863	1:03.761	5	1:03.926
7	50	Jim DEANS	Ford Fiesta XR2	1600	XR	12	13:00.179	30.249	1:04.042	5	1:04.122
8	22	Gavin BUTTERWORTH	Ford Fiesta XR2	1600	XR	12	13:03.132	33.202	1:04.160	4	1:04.401
9	81	Graeme CUTHBERT	Ford Fiesta XR2	1600	XRN	11	12:32.415	1 Lap	1:07.273	5	1:07.329
10	98	Gordon HASTON	Ford Fiesta XR2	1600	XRN	11	12:34.095	1 Lap	1:06.975	5	1:07.280
11	44	Robert KERR	Ford Fiesta XR2	1600	XRN	11	12:38.296	1 Lap	1:07.170	5	1:07.561
12	28	David TAYLOR	Ford Fiesta XR2	1600	XRN	11	13:07.733	1 Lap	1:08.834	4	1:09.313
13	57	Alec TOWNLEY	Ford Fiesta XR2	1600	XRN	9	13:29.652	3 Laps	1:05.597	6	1:05.802

Not classified (80% = 9 Laps)

DQ	18	Barry FARQUHARSON	Ford Fiesta XR2	1600	XRN	12	12:59.882	DQ	1:03.814	3	1:03.841
----	----	-------------------	-----------------	------	-----	----	-----------	----	----------	---	----------

Announcements

New Track Record (1:01.518) for SMRC Ford Fiesta ST by Kevin WHYTE.

18:32 AMENDED RESULT - Car No.18 Excluded - Technical infringement.

Margin of Victory	Avg. Speed	Best Lap Tm	Best Speed	Best Lap by
0.884	72.980	1:01.518	74.138	7 - Kevin WHYTE

Clerk of the Course.

Orbits

Sig : Time :

Chief Timekeeper : Ian Sharp (SMART Timing)

 Results available at www.mylaps.com and www.smart-timing.co.uk

Printed: 03/10/2016 18:13:32





SMRC Season Finale

Scottish Fiesta Championship

Knockhill 1.267 miles

Race 6 - 1st Race - AMENDED RESULT

02/10/2016 12:50

Race (12 Laps) started at 12:50:56

Lap	Time of Day	Lap Tm	S1	S2	S3	S3Spd	SFSpd	Lap	Time of Day	Lap Tm	S1	S2	S3	S3Spd	SFSpd								
(7) Kevin WHYTE																							
1	12:52:02.005			23.044	18.703	92.562	81.048	3	12:54:15.143	1:03.926	20.750	23.561	19.615	86.927	74.897								
2	12:53:03.918	1:01.913	20.121	23.161	18.631	91.677	80.853	4	12:55:19.475	1:04.332	20.708	24.092	19.532	86.368	74.481								
3	12:54:05.604	1:01.686	19.770	23.117	18.799	92.562	80.368	5	12:56:23.236	1:03.761	20.663	23.563	19.535	86.479	74.399								
4	12:55:07.122	1:01.518	19.799	23.035	18.684	92.054	80.561	6	12:57:27.189	1:03.953	20.749	23.615	19.589	86.146	73.989								
5	12:56:08.932	1:01.810	19.830	23.201	18.779	91.802	80.272	7	12:58:31.320	1:04.131	20.890	23.565	19.676	86.479	74.481								
6	12:57:10.681	1:01.749	19.853	23.109	18.787	91.928	80.465	8	12:59:35.271	1:03.951	20.709	23.639	19.603	86.035	74.647								
7	12:58:12.787	1:02.106	19.911	23.410	18.785	92.054	80.081	9	13:00:39.242	1:03.971	20.736	23.669	19.566	86.257	74.981								
8	12:59:14.926	1:02.139	19.981	23.293	18.865	91.677	79.795	10	13:01:44.026	1:04.784	21.067	23.888	19.829	86.479	74.152								
9	13:00:17.200	1:02.274	20.016	23.358	18.900	91.303	79.795	11	13:02:50.255	1:06.229	21.475	24.853	19.901	82.849	74.647								
10	13:01:19.757	1:02.557	20.106	23.392	19.059	91.552	80.081	12	13:03:55.533	1:05.278	21.742	23.929	19.607	85.270	74.070								
11	13:02:22.488	1:02.731	20.109	23.783	18.839	91.179	80.176	(50) Jim DEANS															
12	13:03:26.670	1:04.182	20.908	24.043	19.231	89.957	79.511	1	12:52:05.311			23.932	19.581	87.153	74.647								
(1) Wayne MacCAULAY																							
1	12:52:02.805		23.229	18.817	93.335	80.853		2	12:53:09.665	1:04.354	20.896	23.850	19.608	87.837	74.897								
2	12:53:04.892	1:02.087	19.931	23.423	18.733	92.818	80.950	3	12:54:13.828	1:04.163	20.971	23.659	19.533	88.416	75.064								
3	12:54:06.444	1:01.552	19.761	23.119	18.672	93.205	80.368	4	12:55:17.950	1:04.122	20.842	23.720	19.560	87.380	74.730								
4	12:55:08.202	1:01.758	19.834	23.112	18.812	92.947	80.368	5	12:56:21.992	1:04.042	20.692	23.692	19.658	87.153	74.234								
5	12:56:10.133	1:01.931	19.796	23.231	18.904	92.818	80.081	6	12:57:26.277	1:04.285	20.717	23.883	19.685	86.814	74.564								
6	12:57:12.317	1:02.184	19.913	23.332	18.939	92.308	80.658	7	12:58:30.505	1:04.228	20.730	23.874	19.624	87.040	74.730								
7	12:58:14.807	1:02.490	20.263	23.280	18.947	92.435	80.465	8	12:59:34.677	1:04.172	20.731	23.802	19.639	86.814	74.647								
8	12:59:17.266	1:02.459	19.861	23.522	19.076	91.802	79.230	9	13:00:38.943	1:04.266	20.703	23.842	19.721	87.266	74.730								
9	13:00:19.662	1:02.396	19.922	23.477	18.997	91.802	80.368	10	13:01:43.894	1:04.951	21.026	24.132	19.793	86.146	74.399								
10	13:01:22.079	1:02.417	19.891	23.465	19.061	91.427	80.272	11	13:02:50.829	1:06.935	21.375	25.736	19.824	80.176	76.259								
11	13:02:24.484	1:02.405	20.027	23.320	19.058	92.308	79.323	12	13:03:56.919	1:06.090	22.063	24.300	19.727	86.590	76.432								
12	13:03:27.554	1:03.070	20.199	23.876	18.995	92.181	79.323	(22) Gavin BUTTERWORTH															
(51) Chris MILFORD																							
1	12:52:02.342			23.117	18.673	93.726	81.938	1	12:52:08.716			25.277	19.828	84.625	74.481								
2	12:53:05.038	1:02.696	20.229	23.844	18.623	93.988	81.739	2	12:53:13.284	1:04.568	20.887	23.881	19.800	86.702	74.647								
3	12:54:06.775	1:01.737	20.066	22.972	18.699	93.988	82.039	3	12:54:17.847	1:04.563	20.864	23.917	19.782	86.257	75.148								
4	12:55:08.489	1:01.714	19.893	23.243	18.578	93.205	81.938	4	12:55:22.007	1:04.160	20.675	23.863	19.622	86.814	75.148								
5	12:56:10.708	1:02.219	19.847	23.580	18.792	91.303	81.639	5	12:56:26.512	1:04.505	20.670	24.097	19.738	85.487	74.981								
6	12:57:12.474	1:01.766	19.828	23.078	18.860	92.818	80.950	6	12:57:30.913	1:04.401	20.666	23.999	19.736	84.732	75.233								
7	12:58:15.020	1:02.546	20.426	23.273	18.847	92.947	81.639	7	12:58:35.439	1:04.526	20.751	23.991	19.784	85.596	74.564								
8	12:59:17.678	1:02.658	19.984	23.336	19.338	91.928	81.639	8	12:59:40.674	1:05.235	20.768	24.067	20.400	84.625	74.070								
9	13:00:20.146	1:02.468	20.028	23.570	18.870	91.928	81.839	9	13:00:45.325	1:04.651	20.834	23.976	19.841	85.815	74.316								
10	13:01:22.384	1:02.238	19.913	23.438	18.887	92.308	81.639	10	13:01:50.100	1:04.775	20.804	24.001	19.970	85.054	74.897								
11	13:02:25.492	1:03.108	20.036	23.311	19.761	92.435	79.606	11	13:02:54.764	1:04.664	20.799	23.911	19.954	85.706	74.152								
12	13:03:28.553	1:03.061	20.366	23.578	19.117	92.054	80.272	12	13:03:59.872	1:05.108	20.940	24.377	19.791	86.035	74.981								
(61) Peter CRUICKSHANK																							
1	12:52:03.546			23.442	18.977	92.308	80.368	(81) Graeme CUTHBERT															
2	12:53:06.585	1:03.039	20.101	23.822	19.116	91.303	80.465	1	12:52:09.479			24.894	20.071	85.596	73.989								
3	12:54:09.367	1:02.782	20.196	23.551	19.035	91.802	80.081	2	12:53:16.862	1:07.383	22.062	25.075	20.246	83.989	73.262								
4	12:55:12.221	1:02.854	20.319	23.469	19.066	91.552	79.511	3	12:54:24.319	1:07.457	22.229	25.127	20.101	84.839	72.943								
5	12:56:14.913	1:02.692	20.232	23.488	18.972	91.179	79.700	4	12:55:32.678	1:08.359	23.113	25.221	20.025	84.095	73.022								
6	12:57:17.579	1:02.666	20.170	23.345	19.151	91.179	79.890	5	12:56:39.951	1:07.273	22.147	24.932	20.194	84.095	73.102								
7	12:58:21.129	1:03.550	20.247	23.942	19.361	90.198	79.795	6	12:57:47.374	1:07.423	22.139	25.082	20.202	84.095	73.502								
8	12:59:24.005	1:02.876	20.402	23.493	18.981	90.809	79.511	7	12:58:55.197	1:07.823	21.987	25.299	20.537	83.054	72.864								
9	13:00:26.865	1:02.860	20.286	23.524	19.050	91.552	79.700	8	13:00:03.544	1:08.347	21.996	25.883	20.468	83.885	73.664								
10	13:01:29.673	1:02.808	20.211	23.469	19.128	91.055	79.417	9	13:01:10.873	1:07.329	22.045	25.166	20.118	83.780	73.022								
11	13:02:32.932	1:03.259	20.508	23.613	19.138	90.809	79.511	10	13:02:20.745	1:09.872	23.857	25.566	20.449	83.571	72.314								
12	13:03:36.102	1:03.170	20.301	23.624	19.245	90.809	77.402	11	13:03:29.155	1:08.410	22.112	25.165	21.133	83.467	72.314								
(55) Stephen WARD																							
1	12:52:06.966			24.906	18.954			(98) Gordon HASTON															
2	12:53:09.664	1:02.698			18.852			1	12:52:10.683			25.338	20.288	82.645	71.543								
3	12:54:12.187	1:02.523			18.867		79.511	2	12:53:18.179	1:07.496	21.771	25.369	20.356	81.639	71.773								
4	12:55:15.193	1:03.006			19.022		78.488	3	12:54:25.459	1:07.280	21.859	25.073	20.348	82.240	71.773								
5	12:56:17.654	1:02.461			18.840		79.417	4	12:55:33.503	1:08.044	22.642	25.147	20.255	82.039	71.239								
6	12:57:20.341	1:02.687			18.893		79.136	5	12:56:40.478	1:06.975	21.766	24.815	20.394	82.747	71.620								
7	12:58:23.250	1:02.909			18.960		79.511	6	12:57:48.032	1:07.554	22.095	25.007	20.452	82.240	72.706								
8	12:59:25.839	1:02.589			18.900			7	12:58:56.013	1:07.981	21.585	25.426	20.970	81.639	71.927								
9	13:00:28.779	1:02.940			18.908		79.043	8	13:00:04.038	1:08.025	22.096	25.344	20.585	81.639	71.315								
10	13:01:31.658	1:02.879	20.340	23.379	19.160	91.552	79.136	9	13:01:11.546	1:07.508	22.074	25.106	20.328	82.039	71.089								
11	13:02:34.692	1:03.034	20.535	23.496	19.003		79.985	10	13:02:21.175	1:09.629	22.659	25.976	20.994	81.938	71.164								
12	13:03:37.943	1:03.251	20.523	23.701	19.027		79.700	11	13:03:30.835	1:09.660	22.085	26.872	20.703	81.639	69.904								
(24) Steven GRAY																							
1	12:52:06.540		23.891	19.805	86.479	73.664		(44) Robert KERR															
2	12:53:11.217	1:04.677	21.336	23.728	19.613	87.040	74.647	1	12:52:12.539			25.915	20.340	83.157	72.549</								



SMRC Season Finale

Scottish Fiesta Championship

Knockhill 1.267 miles

Race 6 - 1st Race - AMENDED RESULT

02/10/2016 12:50

Race (12 Laps) started at 12:50:56

Lap	Time of Day	Lap Tm	S1	S2	S3	S3Spd	SFSpd
9	13:01:16.461	1:07.637	22.058	25.299	20.280	83.885	72.549
10	13:02:26.675	1:10.214	22.500	25.577	22.137	83.054	71.391
11	13:03:35.036	1:08.361	22.364	25.508	20.489	82.341	73.022

(28) David TAYLOR

1	12:52:12.207				20.760		70.270
2	12:53:21.910	1:09.703				0.956	70.789
3	12:54:31.223	1:09.313					70.196
4	12:55:40.057	1:08.834			20.677		71.089
5	12:56:49.498	1:09.441			21.096		70.640
6	12:57:59.395	1:09.897					69.977
7	12:59:09.364	1:09.969					70.714
8	13:00:28.503	1:19.139			22.841		71.773
9	13:01:37.842	1:09.339			21.199		68.899
10	13:02:47.296	1:09.454	23.051	25.222	21.181	80.081	69.614
11	13:04:04.473	1:17.177	24.165	32.089	20.923		69.686

(57) Alec TOWNLEY

1	12:55:34.451			25.516	20.420	82.849	72.549
2	12:56:41.017	1:06.566	21.628	24.439	20.499	83.675	72.549
3	12:57:48.485	1:07.468	21.897	25.028	20.543	83.989	72.627
4	12:58:55.788	1:07.303	21.593	25.060	20.650	83.157	72.236
5	13:00:03.062	1:07.274	21.692	25.260	20.322	82.849	73.102
6	13:01:08.659	1:05.597	21.216	24.379	20.002	83.467	72.549
7	13:02:14.461	1:05.802	21.293	24.334	20.175	83.571	72.864
8	13:03:20.451	1:05.990	21.229	24.511	20.250	84.095	72.785
9	13:04:26.392	1:05.941	21.435	24.459	20.047	83.989	73.102

(18) Barry FARQUHARSON

1	12:52:07.922			25.090	19.551	87.380	75.148
2	12:53:11.934	1:04.012	20.628	23.782	19.602	87.722	75.233
3	12:54:15.748	1:03.814	20.543	23.696	19.575	87.952	75.402
4	12:55:20.289	1:04.541	20.532	24.237	19.772	83.675	75.233
5	12:56:24.320	1:04.031	20.517	23.866	19.648	87.494	74.981
6	12:57:28.161	1:03.841	20.549	23.752	19.540	88.068	75.064
7	12:58:32.075	1:03.914	20.570	23.777	19.567	87.837	75.064
8	12:59:36.595	1:04.520	20.619	24.123	19.778	86.368	74.897
9	13:00:40.929	1:04.334	20.697	23.914	19.723	87.380	75.148
10	13:01:45.100	1:04.171	20.653	23.881	19.637	86.927	75.064
11	13:02:50.391	1:05.291	20.783	24.546	19.962	84.732	75.914
12	13:03:56.622	1:06.231	22.289	24.034	19.908	87.494	74.564

Clerk of the Course.

Sig : Time :
Chief Timekeeper : Ian Sharp (SMART Timing)

Results available at www.mylaps.com and www.smart-timing.co.uk

Printed: 03/10/2016 18:14:06

Orbits





SMRC Season Finale

Lapchart

Scottish Fiesta Championship

Knockhill 1.267 miles

Race 6 - 1st Race - AMENDED RESULT

02/10/2016 12:50

Race (12 Laps) started at 12:50:56

Competitors	Laps											
	1	2	3	4	5	6	7	8	9	10	11	12
Kevin WHYTE (7)	1	7	7	7	7	7	7	7	7	7	7	7
Chris MILFORD (51)	2	51	1	1	1	1	1	1	1	1	1	1
Wayne MacCAULAY (1)	3	1	51	51	51	51	51	51	51	51	51	51
Peter CRUICKSHANK (61)	4	61	61	61	61	61	61	61	61	61	61	61
Jim DEANS (50)	5	50	55	55	55	55	55	55	55	55	55	55
Steven GRAY (24)	6	24	50	50	50	50	50	50	50	50	24	24
Stephen WARD (55)	7	55	24	24	24	24	24	24	24	24	18	18
Barry FARQUHARSON (18)	8	18	18	18	18	18	18	18	18	18	50	50
Gavin BUTTERWORTH (22)	9	22	22	22	22	22	22	22	22	22	22	22
Graeme CUTHBERT (81)	10	81	81	81	81	81	81	81	81	81	81	81
Gordon HASTON (98)	11	98	98	98	98	98	98	98	98	98	98	98
David TAYLOR (28)	12	28	28	44	44	44	44	44	44	44	44	44
Robert KERR (44)	13	44	44	28	28	28	28	28	28	28	28	28
Alec TOWNLEY (57)	14	57	57	57	57	57	57	57	57	57	57	57

Margin of Victory	Avg. Speed	Best Lap Tm	Best Speed	Best Lap by
0.884	72.980	1:01.518	74.138	7 - Kevin WHYTE

Clerk of the Course.

Orbits

Sig : Time :
 Chief Timekeeper : Ian Sharp (SMART Timing)

Results available at www.mylaps.com and www.smart-timing.co.uk





SMRC Season Finale

Scottish Fiesta Championship

Knockhill 1.267 miles

Race 14 - 2nd Race

02/10/2016 16:40

Race (12 Laps) started at 16:39:34

POLE POSITION

2
1 Wayne MacCAULAY

1
7 Kevin WHYTE

1

4
61 Peter CRUICKSHANK

3
51 Chris MILFORD

2

6
24 Steven GRAY

5
55 Stephen WARD

3

8
50 Jim DEANS

7
18 Barry FARQUHARSON

4

10
81 Graeme CUTHBERT

9
22 Gavin BUTTERWORTH

5

12
44 Robert KERR

11
98 Gordon HASTON

6

14
57 Alec TOWNLEY

13
28 David TAYLOR

7

Clerk of the Course.

Orbits

Sig : Time :
Chief Timekeeper : Ian Sharp (SMART Timing)

Results available at www.mylaps.com and www.smart-timing.co.uk



Race Results



Bulletin No. _____

SMRC Season Finale

Sorted on Laps

Scottish Legends Championship

Knockhill 1.267 miles

Race 7 - Heat 1

02/10/2016 14:00

Race (8 Laps) started at 14:02:18

Pos	No.	Name	Make/Model	CC	Class Code	Laps	Total Tm	Diff	Best Tm	In Lap	2nd Best
1	1	John PATERSON	Ford Coupe	1250	L	8	8:08.413		59.583	2	59.939
2	46	Ross McCULLOCH	Ford Coupe	1250	L R	8	8:12.260	3.847	1:00.166	5	1:00.202
3	15	Steven McGILL	Ford Coupe	1250	Guest	8	8:14.155	5.742	1:00.738	3	1:00.815
4	7	Alan FREELAND	Ford Coupe	1250	LT	8	8:14.383	5.970	1:00.581	8	1:00.824
5	38	Pino PALAZZO	Ford Sedan	1250	L	8	8:18.870	10.457	1:00.519	2	1:00.575
6	17	Billy WAIT	37 Ford	1250	L	8	8:19.330	10.917	1:00.819	7	1:00.844
7	71	Ryan McLEISH	Ford Coupe	1250	L R	8	8:22.435	14.022	1:01.051	4	1:01.114
8	88	Jeff PRITCHARD	Ford Coupe	1200	L	8	8:23.450	15.037	1:01.081	8	1:01.273
9	52	Stewart BLACK	Ford Coupe	1250	L	8	8:28.980	20.567	1:00.082	5	1:00.268
10	85	Mark BEATY	Ford Coupe	1250	L R	8	8:30.486	22.073	1:02.053	4	1:02.287
11	37	Ivor GREENWOOD	Ford Coupe	1250	L	8	8:34.780	26.367	1:00.373	5	1:00.416
12	4	Colin McNEILL	Ford Coupe	1250	L	8	8:38.704	30.291	1:02.194	4	1:02.426
13	8	Jordan HODGSON	Ford Coupe	1250	Guest	8	8:42.578	34.165	1:02.519	8	1:02.592
14	5	Michael PAXTON	Ford Coupe	1250	Guest	8	8:46.282	37.869	1:03.827	7	1:03.953
15	44	Ahmed KHADER	Ford Coupe	1250	Guest	8	8:47.222	38.809	1:03.972	4	1:04.296
16	33	Kieran BEATY	Ford Coupe	1250	L R	8	9:00.221	51.808	1:02.754	3	1:03.020
Not classified											
DNF	6	David HUNTER	Ford Coupe	1250	L	2	2:11.560	DNF	1:03.300	2	1:06.854

Margin of Victory	Avg. Speed	Best Lap Tm	Best Speed	Best Lap by
3.847	74.705	59.583	76.546	1 - John PATERSON

Clerk of the Course.

Orbits

Sig : Time :
Chief Timekeeper : Ian Sharp (SMART Timing)

Results available at www.mylaps.com and www.smart-timing.co.uk

Printed: 03/10/2016 18:23:03





SMRC Season Finale

Scottish Legends Championship

Knockhill 1.267 miles

Race 7 - Heat 1

02/10/2016 14:00

Race (8 Laps) started at 14:02:18

Lap	Time of Day	Lap Tm	S1	S2	S3	S3Spd	SFSpd
(1) John PATERSON							
1	14:03:26.119	1:04.757	23.137	23.705	17.915	100.762	89.358
2	14:04:25.702	59.583	19.289	22.381	17.913	100.161	88.649
3	14:05:25.837	1:00.135	19.472	22.626	18.037	98.979	89.239
4	14:06:26.065	1:00.228	19.648	22.677	17.903	98.398	88.884
5	14:07:26.004	59.939	19.579	22.389	17.971	98.398	88.649
6	14:08:26.438	1:00.434	19.639	22.869	17.926	97.399	87.380
7	14:09:26.435	59.997	19.654	22.521	17.822	98.979	87.608
8	14:10:26.888	1:00.453	19.710	22.656	18.087	98.398	86.702
(46) Ross McCULLOCH							
1	14:03:27.025	1:06.604	24.606	24.081	17.917	100.310	91.802
2	14:04:27.692	1:00.667	19.722	22.866	18.079	101.371	87.952
3	14:05:28.507	1:00.815	19.905	22.910	18.000	101.371	89.836
4	14:06:28.709	1:00.202	19.593	22.689	17.920	99.272	90.320
5	14:07:28.875	1:00.166	19.719	22.618	17.829	100.011	90.442
6	14:08:29.766	1:00.891	20.023	22.724	18.144	100.310	89.002
7	14:09:30.299	1:00.533	19.774	22.809	17.950	98.688	88.299
8	14:10:30.735	1:00.436	19.658	22.808	17.970	98.254	87.837
(15) Steven McGILL							
1	14:03:24.638	1:05.200	23.787	23.093	18.320	97.682	88.068
2	14:04:25.967	1:01.329	19.932	22.929	18.468	96.976	89.596
3	14:05:26.705	1:00.738	19.858	22.707	18.173	98.543	89.477
4	14:06:27.622	1:00.917	19.671	22.920	18.326	98.543	88.416
5	14:07:28.437	1:00.815	19.942	22.728	18.145	98.111	88.416
6	14:08:29.688	1:01.251	20.050	22.836	18.365	97.257	87.494
7	14:09:31.635	1:01.947	20.714	22.765	18.468	98.254	87.837
8	14:10:32.630	1:00.995	19.931	22.695	18.369	98.254	87.608
(7) Alan FREELAND							
1	14:03:26.426	1:06.942	24.908	23.711	18.323	101.066	89.596
2	14:04:27.532	1:01.106	19.742	23.104	18.260	99.863	90.198
3	14:05:28.586	1:01.054	19.694	22.908	18.452	98.688	91.055
4	14:06:29.491	1:00.905	20.076	22.756	18.073	99.863	90.442
5	14:07:30.380	1:00.889	20.171	22.672	18.046	100.310	89.002
6	14:08:31.204	1:00.824	19.837	22.722	18.265	98.979	88.299
7	14:09:32.277	1:01.073	19.896	22.604	18.573	99.863	88.884
8	14:10:32.858	1:00.581	19.865	22.668	18.048	99.714	89.716
(38) Pino PALAZZO							
1	14:03:27.819	1:07.321	24.394	24.338	18.589	100.762	
2	14:04:28.338	1:00.519	19.915	22.802	17.802	100.161	
3	14:05:29.891	1:01.553	19.977	23.332	18.244	99.125	
4	14:06:32.974	1:03.083	20.052	24.767	18.264	96.558	
5	14:07:33.549	1:00.575	20.035	22.487	18.053	99.566	
6	14:08:35.072	1:01.523	20.582	22.866	18.075	98.254	
7	14:09:36.144	1:01.072	20.016	22.859	18.197	97.117	
8	14:10:37.345	1:01.201	20.020	22.999	18.182	97.399	
(17) Billy WAIT							
1	14:03:28.120	1:07.090			18.757	102.454	
2	14:04:30.586	1:02.466	20.976	23.237	18.253	97.824	
3	14:05:31.566	1:00.980			18.357	101.218	
4	14:06:32.899	1:01.333		22.985	18.504	96.281	
5	14:07:33.743	1:00.844	19.850	22.714	18.280	97.540	
6	14:08:35.696	1:01.953	20.564	23.239	18.150	98.543	
7	14:09:36.515	1:00.819			18.328	100.011	
8	14:10:37.805	1:01.290		22.925	18.368	100.161	
(71) Ryan McLEISH							
1	14:03:29.353	1:09.360	26.024	24.602	18.734	98.543	86.146
2	14:04:32.379	1:03.026	20.404	24.114	18.508	96.143	85.487
3	14:05:34.297	1:01.918	20.499	22.920	18.499	95.731	86.257
4	14:06:35.348	1:01.051	19.980	22.626	18.445	96.419	86.257
5	14:07:37.356	1:02.008	19.840	22.442	19.726	97.540	84.306
6	14:08:38.470	1:01.114	20.051	22.570	18.493	96.281	84.200
7	14:09:39.605	1:01.135	20.042	22.626	18.467	96.281	83.780
8	14:10:40.910	1:01.305	20.023	22.742	18.540	95.731	83.363
(88) Jeff PRITCHARD							
1	14:03:29.651	1:08.043	24.869	25.002	18.172	100.762	
2	14:04:32.450	1:02.799	20.436	24.271	18.092	99.419	

Lap	Time of Day	Lap Tm	S1	S2	S3	S3Spd	SFSpd
3	14:05:34.548	1:02.098	20.699	23.235	18.164	99.272	
4	14:06:36.044	1:01.496	20.206	23.228	18.062	98.979	
5	14:07:37.875	1:01.831	19.799	23.063	18.969	98.254	
6	14:08:39.148	1:01.273	20.058	23.042	18.173	98.833	
7	14:09:40.844	1:01.696	20.080	23.119	18.497	98.543	
8	14:10:41.925	1:01.081	19.930	23.063	18.088	98.543	
(52) Stewart BLACK							
1	14:03:27.873	1:06.795	24.320	24.285	18.190	101.678	90.077
2	14:04:28.843	1:00.970	20.185	22.609	18.176	102.454	
3	14:05:29.300	1:00.457	19.596	22.726	18.135	100.011	
4	14:06:29.631	1:00.331	19.837	22.581	17.913	101.066	
5	14:07:29.713	1:00.082	19.507	22.665	17.910	98.979	
6	14:08:29.981	1:00.268	19.671	22.605	17.992	99.419	
7	14:09:46.200	1:16.219	20.537	22.747	32.935	101.218	
8	14:10:47.455	1:01.255	20.176	22.881	18.198	96.558	87.608
(85) Mark BEATY							
1	14:03:26.803	1:07.873	24.948	23.820	19.105	95.323	88.416
2	14:04:29.095	1:02.292	20.548	23.119	18.625	97.967	90.320
3	14:05:31.382	1:02.287	20.744	23.124	18.419	99.125	
4	14:06:33.435	1:02.053	20.482	23.127	18.444	99.714	
5	14:07:40.389	1:06.954	20.441	23.298	23.215	97.540	
6	14:08:42.917	1:02.528	20.478	23.203	18.847	97.399	86.927
7	14:09:45.254	1:02.337	20.310	23.095	18.932	97.117	86.590
8	14:10:48.961	1:03.707	21.467	23.636	18.604	97.257	87.494
(37) Ivor GREENWOOD							
1	14:03:28.389	1:06.357	23.781	24.427	18.149	99.272	91.677
2	14:04:29.385	1:00.996	20.318	22.823	17.855	99.272	
3	14:05:29.801	1:00.416	19.856	22.747	17.813	100.914	
4	14:06:30.837	1:01.036	20.341	22.854	17.841	98.254	
5	14:07:31.210	1:00.373	19.837	22.507	18.029	99.714	
6	14:08:49.811	1:18.601	19.876	22.733	35.992	99.419	
7	14:09:52.083	1:02.272	20.435	23.460	18.377	97.967	87.608
8	14:10:53.255	1:01.172	19.991	22.849	18.332	98.398	
(4) Colin McNEILL							
1	14:03:27.618	1:08.613	25.203	23.800	19.610	99.272	89.957
2	14:04:35.949	1:08.331	22.057	28.039	18.235	98.111	89.716
3	14:05:39.127	1:03.178	20.583	23.736	18.859	99.419	89.002
4	14:06:41.321	1:02.194	20.109	23.200	18.885	100.011	88.884
5	14:07:47.627	1:06.306	20.538	23.561	22.207	99.714	83.157
6	14:08:51.666	1:04.039	21.366	23.987	18.686	97.824	87.722
7	14:09:54.092	1:02.426	20.364	23.384	18.678	99.566	88.532
8	14:10:57.179	1:03.087	20.300	24.059	18.728	96.558	88.068
(8) Jordan HODGSON							
1	14:03:30.847	1:07.192	23.278	25.534	18.380	98.398	89.716
2	14:04:34.196	1:03.349	20.934	23.921	18.494	99.125	
3	14:05:46.005	1:11.809	28.802	24.449	18.558	97.540	
4	14:06:48.778	1:02.773	20.309	24.041	18.423	97.540	
5	14:07:52.714	1:03.936	20.592	24.010	19.334	97.967	88.532
6	14:08:55.942	1:03.228	20.993	23.990	18.245	99.863	86.814
7	14:09:58.534	1:02.592	20.291	23.922	18.379	97.257	87.952
8	14:11:01.053	1:02.519	20.151	23.863	18.505	96.976	
(5) Michael PAXTON							
1	14:03:34.411	1:09.926	23.764	26.671	19.491	93.988	86.479
2	14:04:39.166	1:04.755	21.330	24.196	19.229	95.731	86.479
3	14:05:43.604	1:04.438	21.145	23.981	19.312	96.419	86.257
4	14:06:47.586	1:03.982	20.971	23.943	19.068	95.323	86.368
5	14:07:51.539	1:03.953	20.874	23.798	19.281	95.731	82.747
6	14:08:56.916	1:05.377	21.231	24.376	19.770	93.335	86.368
7	14:10:00.743	1:03.827	20.868	23.932	19.027	94.120	84.200
8	14:11:04.757	1:04.014	20.849	24.067	19.098	93.988	83.885
(44) Ahmed KHADER							
1	14:03:33.754	1:11.004			19.430		
2	14:04:38.441	1:04.687			19.163		
3	14:05:42.786	1:04.345			19.290		
4	14:06:46.758	1:03.972			19.070		
5	14:07:52.207	1:05.449			20.362		
6	14:08:56.636	1:04.429			19.168		

Clerk of the Course.



SMRC Season Finale

Scottish Legends Championship

Knockhill 1.267 miles

Race 7 - Heat 1

02/10/2016 14:00

Race (8 Laps) started at 14:02:18

Lap	Time of Day	Lap Tm	S1	S2	S3	S3Spd	SFSpd	Lap	Time of Day	Lap Tm	S1	S2	S3	S3Spd	SFSpd
7	14:10:01.401	1:04.765			18.940										
8	14:11:05.697	1:04.296			19.139										
(33) Kieran BEATY															
1	14:03:30.519	1:07.317	23.118	24.912	19.287	98.543									
2	14:04:33.539	1:03.020	20.837	23.761	18.422	98.688									
3	14:05:36.293	1:02.754	20.724	23.287	18.743	98.979									
4	14:06:40.360	1:04.067	20.818	24.156	19.093	96.836									
5	14:08:07.545	1:27.185	20.831	23.436	42.918	97.682									
6	14:09:11.522	1:03.977	21.043	23.870	19.064	94.919									
7	14:10:15.486	1:03.964	20.588	24.240	19.136	94.252									
8	14:11:18.696	1:03.210	20.855	23.616	18.739	96.836									
(6) David HUNTER															
1	14:03:26.735	1:06.854	24.815	23.596	18.443	100.914	91.677								
2	14:04:30.035	1:03.300	19.609	22.453	21.238	101.371	33.156								

Clerk of the Course.

Orbits

Sig : Time :
 Chief Timekeeper : Ian Sharp (SMART Timing)
 Results available at www.mylaps.com and www.smart-timing.co.uk





SMRC Season Finale

Lapchart

Scottish Legends Championship

Knockhill 1.267 miles

Race 7 - Heat 1

02/10/2016 14:00

Race (8 Laps) started at 14:02:18

Competitors	Laps	Laps								
		0	1	2	3	4	5	6	7	8
Mark BEATY (85)	1	85	15	1	1	1	1	1	1	1
Colin McNEILL (4)	2	4	1	15	15	15	15	15	46	46
Steven McGILL (15)	3	15	7	7	46	46	46	46	15	15
Alan FREELAND (7)	4	7	6	46	7	7	52	52	7	7
David HUNTER (6)	5	6	85	38	52	52	7	7	38	38
Ryan McLEISH (71)	6	71	46	52	37	37	37	38	17	17
Ross McCULLOCH (46)	7	46	4	85	38	17	38	17	71	71
Pino PALAZZO (38)	8	38	38	37	85	38	17	71	88	88
Billy WAIT (17)	9	17	52	6	17	85	71	88	85	52
Stewart BLACK (52)	10	52	17	17	71	71	88	85	52	85
John PATERSON (1)	11	1	37	71	88	88	85	37	37	37
Jeff PRITCHARD (88)	12	88	71	88	33	33	4	4	4	4
Ivor GREENWOOD (37)	13	37	88	33	4	4	5	8	8	8
Ahmed KHADER (44)	14	44	33	8	44	44	44	44	5	5
Kieran BEATY (33)	15	33	8	4	5	5	8	5	44	44
Jordan HODGSON (8)	16	8	44	44	8	8	33	33	33	33
Michael PAXTON (5)	17	5	5	5						

Margin of Victory	Avg. Speed	Best Lap Tm	Best Speed	Best Lap by
3.847	74.705	59.583	76.546	1 - John PATERSON

Clerk of the Course.

Sig : Time :
 Chief Timekeeper : Ian Sharp (SMART Timing)

Results available at www.mylaps.com and www.smart-timing.co.uk

Printed: 03/10/2016 18:23:51

Orbits



Race Results



Bulletin No. _____

SMRC Season Finale

Sorted on Laps

Scottish BMW Championship

Knockhill 1.267 miles

Race 8 - 2nd Race

02/10/2016 14:20

Race (12 Laps) started at 14:22:33

Pos	No.	Name	Make/Model	CC	Class Code	Laps	Total Tm	Diff	Best Tm	In Lap	2nd Best
1	28	Alistair SMITH	BMW Compact	1900	BMWCN	12	12:42.539		1:02.860	8	1:02.995
2	85	Gary CLARK	BMW Compact	1900	BMWCC	12	12:42.749	0.210	1:02.950	7	1:02.986
3	14	Lee ELRICK	BMW Compact	1900	BMWCN	12	12:48.478	5.939	1:03.163	6	1:03.243
4	23	David McNAUGHTON	BMW Compact	1900	BMWCC	12	12:49.807	7.268	1:03.451	12	1:03.471
5	72	Cliff HARPER	BMW Compact	1900	BMWCC	12	12:50.421	7.882	1:03.344	7	1:03.388
6	97	Greig SUTHERLAND	BMW Compact	1900	BMWCN	12	12:53.994	11.455	1:03.524	9	1:03.583
7	81	Douglas SIMPSON	BMW Compact	1900	BMWCN	12	12:54.489	11.950	1:03.703	6	1:03.804
8	91	Neil MacINNES	BMW Compact	1900	BMWCN	12	12:59.127	16.588	1:03.803	5	1:03.834
9	40	Steven GOLDIE	BMW Compact	1900	BMWCN	12	13:01.985	19.446	1:04.129	5	1:04.164
10	90	Richard SUTHERLAND	BMW Compact	1900	BMWCC	12	13:06.323	23.784	1:04.214	6	1:04.257
11	77	Ashleigh MORRIS	BMW Compact	1900	BMWCC	12	13:08.629	26.090	1:04.389	7	1:04.570
12	4	Ray McDOWALL	BMW Compact	1900	BMWCC	12	13:08.852	26.313	1:04.159	7	1:04.208
13	32	Liam GRANT	BMW Compact	1900	BMWCN	12	13:10.360	27.821	1:04.020	7	1:04.240
14	7	Steven KING	BMW Compact	1900	Guest	12	13:10.633	28.094	1:04.291	10	1:04.548
15	52	Ruaridh CLARK	BMW Compact	1900	Guest	12	13:11.758	29.219	1:04.267	12	1:04.478
16	53	Andrew MACKIE	BMW Compact	1900	BMWCN	12	13:15.541	33.002	1:04.955	6	1:05.018
17	65	Jeff CLARK	BMW Compact	1900	Guest	12	13:15.933	33.394	1:05.057	10	1:05.081
18	55	Gordon McSHANNOCK	BMW Compact	1900	BMWCN	12	13:38.553	56.014	1:06.755	10	1:06.983

Not classified

DNS 45 Calum KING BMW Compact 1900 Guest DNS 0

Margin of Victory	Avg. Speed	Best Lap Tm	Best Speed	Best Lap by
0.210	71.773	1:02.860	72.556	28 - Alistair SMITH

Clerk of the Course.

Sig : Time :
Chief Timekeeper : Ian Sharp (SMART Timing)

Results available at www.mylaps.com and www.smart-timing.co.uk

Printed: 03/10/2016 17:59:38





SMRC Season Finale

Scottish BMW Championship

Knockhill 1.267 miles

Race 8 - 2nd Race

02/10/2016 14:20

Race (12 Laps) started at 14:22:33

Lap	Time of Day	Lap Tm	S1	S2	S3	S3Spd	SFSpd	Lap	Time of Day	Lap Tm	S1	S2	S3	S3Spd	SFSpd
(28) Alistair SMITH								(81) Douglas SIMPSON							
1	14:23:40.846				19.579	90.198		3	14:25:52.986	1:03.881	20.433	24.022	19.426	89.957	
2	14:24:44.112	1:03.266			19.360			4	14:26:56.975	1:03.989	20.729	23.806	19.454	90.686	
3	14:25:47.321	1:03.209	20.410	23.409	19.390	91.802		5	14:28:00.698	1:03.723	20.524	23.676	19.523	91.303	
4	14:26:50.587	1:03.266			19.428	92.181		6	14:29:04.281	1:03.583	20.500	23.587	19.496	91.179	
5	14:27:53.827	1:03.240			19.357	92.562		7	14:30:08.129	1:03.848	20.525	23.701	19.622	91.677	
6	14:28:56.822	1:02.995	20.421	23.351	19.223	92.308		8	14:31:11.794	1:03.665	20.718	23.634	19.313	90.932	
7	14:29:59.979	1:03.157			19.400	92.435		9	14:32:15.318	1:03.524	20.471	23.611	19.442	91.179	
8	14:31:02.839	1:02.860			19.215			10	14:33:19.150	1:03.832	20.507	23.663	19.662	91.427	
9	14:32:05.968	1:03.129			19.341	91.928		11	14:34:23.843	1:04.693	21.081	24.183	19.429	90.442	
10	14:33:09.197	1:03.229	20.386	23.463	19.380	92.054		12	14:35:27.892	1:04.049	20.684	23.877	19.488	90.564	
11	14:34:12.484	1:03.287			19.430	92.308		(85) Gary CLARK							
12	14:35:16.437	1:03.953			19.481	91.677		1	14:23:43.237			23.956	19.833	89.358	
(85) Gary CLARK								2	14:24:47.351	1:04.114	20.586	23.685	19.843	90.809	
1	14:23:41.179		23.673	19.417	89.957			3	14:25:51.862	1:04.511	20.732	23.790	19.989	90.564	
2	14:24:44.542	1:03.363	20.524	23.412	19.427	91.179		4	14:26:55.952	1:04.090	20.603	23.730	19.757	91.179	
3	14:25:47.611	1:03.069	20.414	23.358	19.297	92.181		5	14:27:59.820	1:03.868	20.576	23.668	19.624	91.055	
4	14:26:50.929	1:03.318	20.478	23.261	19.579	92.818		6	14:29:03.523	1:03.703	20.429	23.602	19.672	91.055	
5	14:27:54.008	1:03.079	20.458	23.316	19.305	92.818		7	14:30:07.426	1:03.903	20.484	23.772	19.647	90.442	
6	14:28:57.232	1:03.224	20.470	23.403	19.351	92.947		8	14:31:11.250	1:03.824	20.512	23.753	19.559	91.055	
7	14:30:00.182	1:02.950	20.346	23.215	19.389	93.726		9	14:32:15.054	1:03.804	20.438	23.715	19.651	90.686	
8	14:31:03.391	1:03.209	20.408	23.332	19.469	93.205		10	14:33:19.064	1:04.010	20.482	23.588	19.940	91.179	
9	14:32:06.690	1:03.299	20.373	23.361	19.565	91.677		11	14:34:24.303	1:05.239	21.469	24.046	19.724	90.686	
10	14:33:09.676	1:02.986	20.315	23.380	19.291	92.562		12	14:35:28.387	1:04.084	20.652	23.641	19.791	91.677	
11	14:34:12.732	1:03.056	20.296	23.302	19.458	93.988		(91) Neil MacINNES							
12	14:35:16.647	1:03.915	20.513	23.926	19.476	91.427		1	14:23:46.710			24.808	19.798	89.120	
(14) Lee ELRICK								2	14:24:50.914	1:04.204	20.837	23.746	19.621	90.686	
1	14:23:42.173		23.780	19.674	90.442			3	14:25:57.086	1:06.172	22.486	24.229	19.457	91.677	
2	14:24:45.729	1:03.556	20.545	23.492	19.519	92.562		4	14:27:00.920	1:03.834	20.617	23.605	19.612	91.427	
3	14:25:49.453	1:03.724	20.495	23.497	19.732	92.308		5	14:28:04.723	1:03.803	20.489	23.744	19.570	91.427	
4	14:26:53.265	1:03.812	20.862	23.528	19.422	92.054		6	14:29:08.801	1:04.078	20.580	23.838	19.660	91.055	
5	14:27:56.508	1:03.243	20.396	23.449	19.398	91.928		7	14:30:12.945	1:04.144	20.574	23.990	19.580	90.932	
6	14:28:59.671	1:03.163	20.441	23.279	19.443	92.054		8	14:31:16.964	1:04.019	20.613	23.797	19.609	90.809	
7	14:30:03.266	1:03.595	20.542	23.547	19.506	91.802		9	14:32:20.824	1:03.860	20.487	23.745	19.628	90.442	
8	14:31:06.922	1:03.656	20.613	23.588	19.455	91.928		10	14:33:24.983	1:04.159	20.737	23.780	19.642	90.320	
9	14:32:10.737	1:03.815	20.711	23.524	19.580	91.802		11	14:34:29.039	1:04.056	20.690	23.816	19.550	91.303	
10	14:33:14.631	1:03.894	20.722	23.631	19.541	91.427		12	14:35:33.025	1:03.986	20.577	23.832	19.577	91.055	
11	14:34:18.465	1:03.834	20.548	23.689	19.597	91.552		(40) Steven GOLDIE							
12	14:35:22.376	1:03.911	20.793	23.582	19.536	91.802		1	14:23:44.944			24.216	19.832	89.957	
(23) David McNAUGHTON								2	14:24:49.908	1:04.964	20.767	24.366	19.831	90.198	
1	14:23:41.802		23.897	19.519	89.002			3	14:25:57.308	1:07.400	22.851	24.658	19.891	91.179	
2	14:24:45.905	1:04.103	20.514	23.640	19.949	90.809		4	14:27:01.500	1:04.192	20.740	23.871	19.581	91.677	
3	14:25:49.481	1:03.576	20.661	23.496	19.419	91.552		5	14:28:05.629	1:04.129	20.747	23.863	19.519	91.552	
4	14:26:53.607	1:04.126	21.044	23.748	19.334	91.427		6	14:29:09.878	1:04.249	20.559	24.110	19.580	90.686	
5	14:27:57.078	1:03.471	20.609	23.530	19.332	91.303		7	14:30:14.042	1:04.164	20.794	23.812	19.558	91.677	
6	14:29:00.744	1:03.666	20.519	23.662	19.485	90.320		8	14:31:18.285	1:04.243	20.520	24.078	19.645	91.055	
7	14:30:04.705	1:03.961	20.632	23.794	19.535	91.179		9	14:32:22.687	1:04.402	20.611	24.119	19.672	89.836	
8	14:31:08.418	1:03.713	20.531	23.746	19.436	91.055	78.672	10	14:33:27.014	1:04.327	20.671	23.992	19.664	90.564	
9	14:32:12.344	1:03.926	20.516	23.687	19.723	91.179		11	14:34:31.609	1:04.595	20.753	24.039	19.803	90.809	
10	14:33:16.096	1:03.752	20.469	23.588	19.695	90.809	78.580	12	14:35:35.883	1:04.274	20.629	23.863	19.782	90.686	
11	14:34:20.254	1:04.158	20.640	23.877	19.641	89.596		(90) Richard SUTHERLAND							
12	14:35:23.705	1:03.451	20.420	23.614	19.417	90.686		1	14:23:47.005			24.807	19.853	88.884	
(72) Cliff HARPER								2	14:24:51.919	1:04.914	21.367	23.953	19.594	90.686	
1	14:23:43.789		24.062	19.455	91.802			3	14:25:58.100	1:06.181	22.305	24.228	19.648	91.055	
2	14:24:47.538	1:03.749	20.489	23.650	19.610	92.690		4	14:27:03.101	1:05.001	21.646	23.872	19.483	90.442	
3	14:25:51.509	1:03.971	20.976	23.504	19.491	92.690		5	14:28:07.358	1:04.257	20.728	23.857	19.672	89.002	
4	14:26:55.267	1:03.758	20.536	23.618	19.604	92.308		6	14:29:11.572	1:04.214	20.705	23.839	19.670	90.198	
5	14:27:58.785	1:03.518	20.618	23.466	19.434	93.205		7	14:30:16.325	1:04.753	20.936	23.997	19.820	88.767	
6	14:29:02.267	1:03.482	20.537	23.452	19.493	92.947		8	14:31:21.126	1:04.801	20.858	23.909	20.034	88.416	
7	14:30:05.611	1:03.344	20.517	23.428	19.399	93.335		9	14:32:25.577	1:04.451	20.841	23.933	19.677	89.239	
8	14:31:09.128	1:03.517	20.518	23.534	19.465	93.076		10	14:33:30.298	1:04.721	20.854	24.062	19.805	89.477	
9	14:32:12.726	1:03.598	20.515	23.487	19.596	92.947		11	14:34:35.063	1:04.765	20.860	24.095	19.810	87.837	
10	14:33:16.462	1:03.736	20.641	23.504	19.591	93.335		12	14:35:40.221	1:05.158	21.166	24.164	19.828	88.299	
11	14:34:20.931	1:04.469	20.643	23.670	20.156	92.181		(77) Ashleigh MORRIS							
12	14:35:24.319	1:03.388	20.373	23.466	19.549	93.205		1	14:23:46.575			24.730	20.000	88.299	
(97) Greig SUTHERLAND								2	14:24:52.108	1:05.533	21.535	24.099	19.899	88.416	
1	14:23:44.681		24.292	19.702	89.477			3	14:25:58.085	1:05.977			19.845	90.198	
2	14:24:49.105	1:04.424	20.579	24.292	19.553	89.716		4	14:27:03.978	1:05.893			19.845	90.077	
								5	14:28:08.756	1:04.778			19.949	89.836	
								6	14:29:13.482	1:04.726			19.845	90.077	

Clerk of the Course.

Orbits

Sig : Time :
 Chief Timekeeper : Ian Sharp (SMART Timing)

Results available at www.mylaps.com and www.smart-timing.co.uk

Printed: 03/10/2016 17:59



SMRC Season Finale

Scottish BMW Championship

Knockhill 1.267 miles

Race 8 - 2nd Race

02/10/2016 14:20

Race (12 Laps) started at 14:22:33

Lap	Time of Day	Lap Tm	S1	S2	S3	S3Spd	SFSpd
7	14:30:17.871	1:04.389			19.695	89.957	
8	14:31:22.441	1:04.570	20.798	23.896	19.876	90.077	
9	14:32:27.067	1:04.626	20.893	23.994	19.739	89.836	
10	14:33:31.831	1:04.764	20.980	23.880	19.904	90.077	
11	14:34:37.186	1:05.355	20.954	24.488	19.913	87.380	
12	14:35:42.527	1:05.341	21.405	24.104	19.832	90.198	

(4) Ray McDOWALL

1	14:23:47.995			25.198	19.983	86.590	76.870
2	14:24:53.664	1:05.669	21.127	24.508	20.034	87.266	77.135
3	14:25:59.089	1:05.425	20.875	24.736	19.814	90.686	77.671
4	14:27:04.993	1:05.904	22.242	24.074	19.588	90.932	77.941
5	14:28:10.103	1:05.110	21.021	24.336	19.753	88.299	
6	14:29:14.678	1:04.575	20.965	23.933	19.677	89.957	
7	14:30:18.837	1:04.159	20.761	23.825	19.573	90.077	78.032
8	14:31:23.323	1:04.486	20.732	23.973	19.781	90.198	
9	14:32:27.531	1:04.208	20.683	23.808	19.717	90.198	
10	14:33:32.241	1:04.710	20.845	23.861	20.004	90.198	
11	14:34:37.147	1:04.906	20.715	24.170	20.021	89.358	76.607
12	14:35:42.750	1:05.603	21.048	24.185	20.370	89.358	

(32) Liam GRANT

1	14:23:44.215			24.303	19.980	89.120	
2	14:24:49.836	1:05.621	20.879	24.764	19.978	90.198	
3	14:26:02.603	1:12.767	28.548	24.619	19.600	91.179	
4	14:27:07.377	1:04.774	20.954	24.041	19.779	91.303	
5	14:28:11.617	1:04.240	20.603	24.048	19.589	91.552	
6	14:29:16.042	1:04.425	20.726	23.898	19.801	91.303	
7	14:30:20.062	1:04.020	20.433	23.822	19.765	91.427	
8	14:31:25.023	1:04.961	20.755	24.207	19.999	90.686	
9	14:32:29.764	1:04.741	20.739	24.050	19.952	90.809	
10	14:33:34.623	1:04.859	20.720	24.163	19.976	90.442	
11	14:34:39.479	1:04.856	20.684	24.254	19.918	89.957	
12	14:35:44.258	1:04.779	20.662	24.063	20.054	90.077	

(7) Steven KING

1	14:23:45.856			24.419	19.831	89.477	
2	14:24:51.210	1:05.354	21.090	24.165	20.099	89.716	
3	14:25:58.692	1:07.482	23.071	24.673	19.738	90.809	
4	14:27:04.727	1:06.035	22.417	24.066	19.552	90.809	
5	14:28:10.575	1:05.848	21.048	25.055	19.745	87.837	
6	14:29:16.248	1:05.673	21.232	24.125	20.316	89.836	
7	14:30:21.506	1:05.258	21.545	24.206	19.507	89.239	
8	14:31:26.054	1:04.548	21.030	23.945	19.573	90.686	
9	14:32:30.677	1:04.623	20.929	23.996	19.698	90.077	
10	14:33:34.968	1:04.291	20.926	23.659	19.706	90.809	
11	14:34:39.788	1:04.820	20.925	23.933	19.962	90.686	78.032
12	14:35:44.531	1:04.743	20.919	23.855	19.969	90.932	78.488

(52) Ruaridh CLARK

1	14:23:48.198			24.722	20.192	88.767	
2	14:24:54.628	1:06.430	21.295	24.372	20.763	87.494	
3	14:26:00.686	1:06.058	22.249	24.054	19.755	90.809	
4	14:27:05.944	1:05.258	21.276	24.315	19.667	91.179	
5	14:28:11.936	1:05.992	21.572	24.186	20.234	90.442	
6	14:29:16.754	1:04.818	21.159	23.829	19.830	91.055	
7	14:30:21.940	1:05.186	21.603	23.990	19.593	90.320	
8	14:31:26.472	1:04.532	20.977	23.886	19.669	91.055	
9	14:32:30.950	1:04.478	20.839	23.905	19.734	90.809	
10	14:33:36.599	1:05.649	21.350	23.959	20.340	90.077	
11	14:34:41.389	1:04.790	20.811	24.155	19.824	89.957	
12	14:35:45.656	1:04.267	20.733	23.836	19.698	90.932	

(53) Andrew MACKIE

1	14:23:47.713				20.340	88.416	
2	14:24:54.690	1:06.977			21.047		
3	14:26:00.487	1:05.797			20.021	89.239	
4	14:27:05.782	1:05.295			19.861		
5	14:28:11.660	1:05.878			20.269		
6	14:29:16.615	1:04.955			19.886	92.308	
7	14:30:22.944	1:06.329			19.847		
8	14:31:27.992	1:05.048			19.822		
9	14:32:33.097	1:05.105			20.055	88.884	
10	14:33:38.115	1:05.018			19.913	89.002	

Lap	Time of Day	Lap Tm	S1	S2	S3	S3Spd	SFSpd
11	14:34:43.885	1:05.770			20.352	89.239	
12	14:35:49.439	1:05.554			19.920	89.120	

(65) Jeff CLARK

1	14:23:49.762			25.286	20.096	88.649	
2	14:24:55.592	1:05.830	21.435	24.371	20.024	88.649	
3	14:26:01.738	1:06.146	21.993	24.360	19.793	89.836	
4	14:27:07.899	1:06.161	21.352	24.389	20.420	87.266	
5	14:28:13.276	1:05.377	21.103	24.269	20.005	89.002	
6	14:29:18.614	1:05.338	21.174	24.336	19.828	88.299	
7	14:30:23.965	1:05.351	21.457	24.278	19.616	89.596	
8	14:31:29.202	1:05.237	21.156	24.095	19.986	90.564	
9	14:32:34.443	1:05.241	21.326	24.083	19.832	89.957	
10	14:33:39.500	1:05.057	21.211	24.133	19.713	90.442	
11	14:34:44.581	1:05.081	21.163	24.033	19.885	90.077	
12	14:35:49.831	1:05.250	21.104	24.306	19.840	89.358	

(55) Gordon McSHANNOCK

1	14:23:50.288			25.337	21.018	87.040	
2	14:24:57.919	1:07.631	22.077	25.161	20.393	88.068	
3	14:26:05.305	1:07.386	22.039	25.135	20.212	88.767	
4	14:27:12.887	1:07.582	21.670	25.292	20.620	87.494	
5	14:28:20.701	1:07.814	22.280	25.072	20.462	88.183	
6	14:29:28.136	1:07.435	21.910	25.166	20.359	87.722	
7	14:30:35.897	1:07.761	21.904	24.923	20.934	87.494	
8	14:31:43.568	1:07.671	21.864	25.187	20.620	87.494	
9	14:32:50.551	1:06.983	21.673	24.831	20.479	87.952	
10	14:33:57.306	1:06.755	21.552	24.831	20.372	87.722	
11	14:35:05.022	1:07.716	22.270	25.039	20.407	87.952	
12	14:36:12.451	1:07.429	21.882	24.931	20.616	87.837	76.607

Clerk of the Course.

Sig :

Time :

Chief Timekeeper : Ian Sharp (SMART Timing)

Results available at www.mylaps.com and www.smart-timing.co.uk

Orbits





SMRC Season Finale

Lapchart

Scottish BMW Championship

Knockhill 1.267 miles

Race 8 - 2nd Race

02/10/2016 14:20

Race (12 Laps) started at 14:22:33

Competitors	Laps	Laps											
		1	2	3	4	5	6	7	8	9	10	11	12
Alistair SMITH (28)	1	28	28	28	28	28	28	28	28	28	28	28	28
Gary CLARK (85)	2	85	85	85	85	85	85	85	85	85	85	85	85
David McNAUGHTON (23)	3	23	14	14	14	14	14	14	14	14	14	14	14
Lee ELRICK (14)	4	14	23	23	23	23	23	23	23	23	23	23	23
Douglas SIMPSON (81)	5	81	81	72	72	72	72	72	72	72	72	72	72
Cliff HARPER (72)	6	72	72	81	81	81	81	81	81	81	81	97	97
Liam GRANT (32)	7	32	97	97	97	97	97	97	97	97	97	81	81
Greig SUTHERLAND (97)	8	97	32	91	91	91	91	91	91	91	91	91	91
Steven GOLDIE (40)	9	40	40	40	40	40	40	40	40	40	40	40	40
Steven KING (7)	10	7	91	77	90	90	90	90	90	90	90	90	90
Ashleigh MORRIS (77)	11	77	7	90	77	77	77	77	77	77	77	4	77
Neil MacINNES (91)	12	91	90	7	7	4	4	4	4	4	4	77	4
Richard SUTHERLAND (90)	13	90	77	4	4	7	32	32	32	32	32	32	32
Andrew MACKIE (53)	14	53	4	53	53	32	7	7	7	7	7	7	7
Ray McDOWALL (4)	15	4	52	52	52	53	53	52	52	52	52	52	52
Ruaridh CLARK (52)	16	52	53	65	32	52	52	53	53	53	53	53	53
Jeff CLARK (65)	17	65	65	32	65	65	65	65	65	65	65	65	65
Gordon McSHANNOCK (55)	18	55	55	55	55	55	55	55	55	55	55	55	55
-	19												

Margin of Victory	Avg. Speed	Best Lap Tm	Best Speed	Best Lap by
0.210	71.773	1:02.860	72.556	28 - Alistair SMITH

Clerk of the Course.

Orbits

Sig : Time :
 Chief Timekeeper : Ian Sharp (SMART Timing)

Results available at www.mylaps.com and www.smart-timing.co.uk

Printed: 03/10/2016 18:00:02



Scottish BMW Compact Cup

2016

Pos	No.	Name	Total	Diff	Gap	#1		#2		#3		#4		#5		#6		#7		#8		#9		#10		#11		#12		#13		#14		#15		#16				
						Ra	Total	Ra	Total	Ra	Total	Ra	Total	Ra	Total	Ra	Total	Ra	Total	Ra	Total	Ra	Total	Ra	Total	Ra	Total	Ra	Total	Ra	Total	Ra	Total	Ra	Total	Ra	Total	Ra	Total	
1	85	Gary CLARK	650	0	0	32	32	37	37	40	40	40	40	40	40	40	40	70	70	50	50	32	32	37	37	40	40	35	35	40	40	40	40	40	40	40	40	37	37	
2	14	Lee ELRICK	558	92	92	29	29	32	32	32	32	32	32	37	37	35	35	59	59	38	38	21	21	29	29	37	37	40	40	35	35	35	35	35	35	32	32	35	35	
3	72	Cliff HARPER	547	103	11	35	35	35	35	30	30	37	37	30	30	30	30	65	65	47	47	30	30	32	32	28	28	29	29	30	30	29	29	30	30	30	30	30	30	
4	23	David McNAUGHTON	536	114	11	37	37	40	40	NS	0	23	23	32	32	37	37	60	60	39	39	40	40	40	40	29	29	28	28	32	32	32	32	35	35	32	32	35	35	
5	91	Neil MacINNES	489	161	47	30	30	30	30	35	35	30	30	29	29	29	29	DNF	21	42	42	37	37	35	35	32	32	37	37	37	37	37	37	DNF	1	27	27	27	27	
6	40	Steven GOLDIE	489	161	0	28	28	29	29	37	37	29	29	28	28	28	28	62	62	37	37	27	27	28	28	23	23	25	25	26	26	28	28	28	28	28	28	26	26	
7	32	Liam GRANT	432	218	57	19	19	21	21	24	24	26	26	25	25	27	27	58	58	40	40	26	26	24	24	24	24	21	21	25	25	25	25	25	25	25	25	22	22	
8	77	Ashleigh MORRIS	429	221	3	20	20	20	20	20	20	25	25	24	24	26	26	56	56	36	36	23	23	26	26	22	22	24	24	29	29	30	30	24	24	24	24	24	24	
9	4	Ray McDOWALL	340	310	89	DNF	1	19	19	21	21	22	22	18	18	21	21	67	67	45	45	x	x	x	x	26	26	26	26	27	27	24	24	DQ	0	23	23	23	23	
10	28	Alistair SMITH	322	328	18	26	26	27	27	x	x	x	x	35	35	32	32	x	x	x	x	35	35	30	30	30	30	30	30	x	x	x	x	37	37	40	40	40	40	
11	81	Douglas SIMPSON	318	332	4	22	22	26	26	28	28	DNF	1	26	26	DNF	1	DNF	21	DNF	1	29	29	27	27	27	27	27	27	NS	0	27	27	27	27	28	28	28	28	
12	53	Andrew MACKIE	306	344	12	23	23	23	23	22	22	21	21	22	22	24	24	DNF	21	35	35	24	24	21	21	25	25	23	23	NS	0	NS	0	DNF	1	21	21	21	21	
13	90	Richard SUTHERLAND	282	368	24	25	25	25	25	26	26	24	24	27	27	NS	0	x	x	x	x	25	25	25	25	x	x	x	x	28	28	26	26	26	26	26	26	25	25	
14	55	Gordon McSHANNOCK	268	382	14	16	16	16	16	17	17	18	18	16	16	18	18	x	x	x	x	19	19	19	19	21	21	22	22	22	22	21	21	23	23	20	20	20	20	
15	35	Martin BUCHAN	242	408	26	21	21	24	24	27	27	28	28	23	23	25	25	x	x	x	x	28	28	22	22	x	x	x	x	24	24	20	20	x	x	x	x	x	x	
16	84	Robert MARSHALL	198	452	44	DNF	1	NS	0	23	23	27	27	20	20	23	23	57	57	DNF	1	x	x	x	x	x	x	x	23	23	23	23	x	x	x	x	x	x		
17	75	Michael COURTS	183	467	15	18	18	22	22	29	29	35	35	DNF	1	22	22	55	55	DNF	1	x	x	x	x	x	x	x	x	x	x	x	x	x	x	x	x	x	x	
18	99	Philip WEBSTER	178	472	5	17	17	18	18	19	19	20	20	17	17	20	20	x	x	x	x	22	22	23	23	x	x	x	x	NS	0	22	22	x	x	x	x	x	x	
19	97	Greig SUTHERLAND	166	484	12	40	40	DNF	1	x	x	x	x	x	x	x	x	x	x	x	x	x	x	x	35	35	32	32	x	x	x	x	29	29	29	29	29	29	29	29
20	66	Ross JOHNSTONE	96	554	70	x	x	x	x	18	18	19	19	x	x	x	x	x	x	x	x	20	20	20	20	x	x	x	x	NS	0	19	19	x	x	x	x	x	x	
21	6	Phil DRYBURGH	95	555	1	27	27	28	28	x	x	x	x	21	21	19	19	x	x	x	x	x	x	x	x	x	x	x	x	x	x	x	x	x	x	x	x	x	x	
22	44	Ryan STIRLING	67	583	28	24	24	17	17	25	25	DNF	1	x	x	x	x	x	x	x	x	x	x	x	x	x	x	x	x	x	x	x	x	x	x	x	x	x	x	
23	5	Colin GILLIESPIE	20	630	47	x	x	x	x	x	x	x	x	19	19		1	x	x	x	x	x	x	x	x	x	x	x	x	x	x	x	x	x	x	x	x	x	x	
24	57	Daniel CORMACK	1	649	19	x	x	x	x	DNF	1	NS	0	x	x	x	x	x	x	x	x	x	x	x	x	x	x	x	x	x	x	x	x	x	x	x	x	x	x	
25	2	Steven DAILLY	0	650	1	x	x	x	x	x	x	x	x	x	x	x	0	0	0	0	x	x	x	x	x	x	x	x	x	x	x	x	x	x	x	x	x	x	x	
26	45	Calum KING	0	650	0	x	x	x	x	x	x	x	x	x	x	x	x	x	x	x	x	x	x	x	x	x	x	x	x	x	x	x	x	x	x	x	NS	0	0	0
27	61	Warren DUNBAR	0	650	0	x	x	x	x	x	x	x	x	0	0	0	0	x	x	x	x	x	x	x	x	x	x	x	x	x	x	x	x	x	x	x	x	x	x	
28	7	Steven KING	0	650	0	x	x	x	x	x	x	x	x	x	x	x	x	x	x	x	x	x	x	x	x	x	x	x	x	x	x	x	x	x	x	x	x	0	0	
29	52	Ruaridh CLARK	0	650	0	x	x	x	x	x	x	x	x	x	x	x	x	x	x	x	x	x	x	x	x	x	x	x	x	x	x	x	x	x	x	x	x	0	0	
30	65	Jeff CLARK	0	650	0	x	x	x	x	x	x	x	x	x	x	x	x	x	x	x	x	x	x	x	x	0	0	0	0	x	x	x	x	x	x	x	x	x	0	0

Event Legend

#1	03/04/2016	SMRC Spring Race Meeting	#9	17/07/2016	SMRC Summer Race Meeting
#2	03/04/2016	SMRC Spring Race Meeting	#10	17/07/2016	SMRC Summer Race Meeting
#3	01/05/2016	SMRC May Day Race Meeting	#11	21/08/2016	SMRC August Race Meeting
#4	01/05/2016	SMRC May Day Race Meeting	#12	21/08/2016	SMRC August Race Meeting
#5	29/05/2016	SMRC May Race Meeting	#13	10/09/2016	SMRC Super Touring Car Festival
#6	29/05/2016	SMRC May Race Meeting	#14	10/09/2016	SMRC Super Touring Car Festival
#7	02/07/2016	BRSCC Donington Park	#15	02/10/2016	SMRC Season Finale
#8	02/07/2016	BRSCC Donington Park	#16	02/10/2016	SMRC Season Finale

SMRC Season Finale

Sorted on Laps

Celtic Speed Mini Cooper Cup

Knockhill 1.267 miles

Race 9 - 2nd Race - AMENDED RESULT

02/10/2016 14:45

Race (9 Laps) started at 14:51:04

Pos	No.	Name	Make/Model	CC	Class Code	Laps	Total Tm	Diff	Best Tm	In Lap	2nd Best
1	61	Malcolm McNAB	Mini Cooper	1600	SM	9	9:38.521		1:03.459	3	1:03.504
2	67	Mark GERAGHTY	Mini Cooper	1600	SMN	9	9:41.848	3.327	1:03.399	6	1:03.457
3	87	Paul BELL	Mini Cooper	1600	SM	9	9:42.817	4.296	1:03.406	8	1:03.506
4	75	Michael COURTS	Mini Cooper	1600	SM	9	9:43.083	4.562	1:03.368	7	1:03.382
5	4	Dominic WHEATLEY	Mini Cooper	1600	SMN	9	9:43.389	4.868	1:03.051	7	1:03.463
6	70	Oliver MORTIMER	Mini Cooper	1600	Guest	9	9:46.422	7.901	1:03.320	5	1:03.819
7	89	Shane STONEY	Mini Cooper	1600	SM	9	9:46.585	8.064	1:03.791	5	1:04.106
8	33	Dylan O'DONNELL	Mini Cooper	1600	SMN	9	9:48.098	9.577	1:03.635	9	1:03.713
9	3	Jock BORTHWICK	Mini Cooper	1600	SM	9	9:49.869	11.348	1:03.494	5	1:04.282
10	30	Callum DRYBURGH	Mini Cooper	1600	SM	9	9:50.423	11.902	1:04.196	8	1:04.479
11	91	Robbie DALGLEISH	Mini Cooper	1600	SMN	9	9:52.053	13.532	1:03.839	9	1:04.189
12	24	John DUNCAN	Mini Cooper	1600	SMN	9	9:52.294	13.773	1:03.341	9	1:03.566
13	6	Daniel DREELAN	Mini Cooper	1600	SM	9	9:54.254	15.733	1:03.426	8	1:04.220
14	10	Neal ROBERTSON	Mini Cooper	1600	SMN	9	9:57.578	19.057	1:03.816	7	1:04.492
15	96	Taelor SHAND	Mini Cooper	1600	SMN L	9	9:58.240	19.719	1:04.421	6	1:04.778
16	12	Allan PATERSON	Mini Cooper	1600	SMN	9	9:58.655	20.134	1:04.118	3	1:04.377
17	50	Andrew BELL	Mini Cooper	1600	SMN	9	10:00.526	22.005	1:04.871	7	1:05.206
18	17	Fiona WALLACE	Mini Cooper	1600	Guest	9	10:02.949	24.428	1:05.273	3	1:05.487
19	7	Jonny DREELAN	Mini Cooper	1600	SMN	9	10:05.162	26.641	1:04.282	3	1:04.422
20	5	Des WHEATLEY	Mini Cooper	1600	SM	9	10:07.400	28.879	1:04.576	3	1:04.611
21	98	Brandon WALSH	Mini Cooper	1600	SMN	9	10:10.409	31.888	1:04.532	8	1:04.584

Not classified

DNF	23	Ian MUNRO	Mini Cooper	1600	SM	6	6:53.959	DNF	1:03.589	2	1:05.112
DNF	20	Kyle REID	Mini Cooper	1600	SM	2	2:10.913	DNF	1:03.321	2	
DNS	35	Chris BLACKHALL	Mini Cooper	1600	Guest			DNS		0	
DNS	26	William BLAKE	Mini Cooper	1600	SM			DNS		0	
DNS	9	Martin McGEOUGH	Mini Cooper	1600	SMN			DNS		0	
DQ	11	Morgan MURRAY	Mini Cooper	1600	SM	9	9:38.043	DQ	1:03.464	6	1:03.558

Announcements

16:48 - AMENDED RESULT - Car No.11 - Excluded C1.1.5 Driving incompatible with general safety.

Margin of Victory	Avg. Speed	Best Lap Tm	Best Speed	Best Lap by
3.327	70.953	1:03.051	72.336	4 - Dominic WHEATLEY

Clerk of the Course.

Orbits

 Sig : Time :
 Chief Timekeeper : Ian Sharp (SMART Timing)

 Results available at www.mylaps.com and www.smart-timing.co.uk

Printed: 03/10/2016 17:48:53



SMRC Season Finale

Celtic Speed Mini Cooper Cup

Knockhill 1.267 miles

Race 9 - 2nd Race - AMENDED RESULT

02/10/2016 14:45

Race (9 Laps) started at 14:51:04

Lap	Time of Day	Lap Tm	S1	S2	S3	S3Spd	SFSpd	Lap	Time of Day	Lap Tm	S1	S2	S3	S3Spd	SFSpd
(61) Malcolm McNAB								(33) Dylan O'DONNELL							
1	14:52:12.817			23.764	19.812	85.706	75.572	1	14:52:14.605		24.171	19.537	87.952	77.313	
2	14:53:16.798	1:03.981	20.728	23.844	19.409	87.040		2	14:53:19.413	1:04.808	20.716	24.332	19.760	85.270	76.172
3	14:54:20.257	1:03.459	20.348	23.603	19.508	86.927	75.657	3	14:54:25.568	1:06.155	21.364	25.076	19.715	82.442	76.607
4	14:55:24.557	1:04.300	20.790	23.891	19.619	86.479		4	14:55:31.438	1:05.870	21.520	24.566	19.784	85.815	75.233
5	14:56:28.061	1:03.504	20.435	23.556	19.513	86.702	76.000	5	14:56:37.321	1:05.883	21.374	25.252	19.257	85.596	77.047
6	14:57:31.566	1:03.505	20.298	23.599	19.608	86.590	76.086	6	14:57:41.217	1:03.896	20.467	23.939	19.490	87.608	76.870
7	14:58:35.167	1:03.601	20.410	23.745	19.446	86.479	76.345	7	14:58:44.930	1:03.713	20.472	24.050	19.191	87.837	77.491
8	14:59:38.930	1:03.763	20.397	23.819	19.547	86.368	76.259	8	14:59:48.694	1:03.764	20.651	23.880	19.233	87.040	77.224
9	15:00:42.752	1:03.822	20.452	23.861	19.509	85.815	75.572	9	15:00:52.329	1:03.635	20.342	23.682	19.611	87.837	75.148
(67) Mark GERAGHTY								(3) Jock BORTHWICK							
1	14:52:13.710			23.874	19.567	86.368	75.064	1	14:52:13.350		23.837	19.594	86.927	75.487	
2	14:53:18.602	1:04.892	21.109	24.161	19.622	84.306	75.828	2	14:53:18.997	1:05.647	20.914	24.996	19.737	83.467	75.233
3	14:54:22.369	1:03.767	20.425	23.927	19.415	88.068	75.402	3	14:54:24.435	1:05.438	20.728	24.732	19.978	85.925	74.399
4	14:55:27.293	1:04.924	21.009	24.183	19.732	84.412	73.664	4	14:55:30.646	1:06.211	21.467	24.712	20.032	87.153	74.647
5	14:56:32.011	1:04.718	21.622	23.494	19.602	87.266	75.487	5	14:56:34.140	1:03.494	20.467	23.657	19.370	88.068	75.742
6	14:57:35.410	1:03.399	20.405	23.621	19.373	86.702	76.345	6	14:57:38.523	1:04.383	21.013	23.831	19.539	87.952	74.152
7	14:58:38.867	1:03.457	20.444	23.611	19.402	86.927	75.572	7	14:58:44.531	1:06.008	21.065	24.523	20.420	86.368	73.745
8	14:59:42.475	1:03.608	20.430	23.711	19.467	86.702	75.657	8	14:59:49.818	1:05.287	21.214	24.403	19.670	86.035	75.317
9	15:00:46.079	1:03.604	20.579	23.579	19.446	86.479	75.064	9	15:00:54.100	1:04.282	20.585	24.147	19.550	86.035	74.647
(87) Paul BELL								(30) Callum DRYBURGH							
1	14:52:12.196			23.701	19.595	87.266	75.233	1	14:52:15.197		24.085	19.899	86.927		
2	14:53:16.001	1:03.805	20.748	23.517	19.540	87.266	75.572	2	14:53:20.343	1:05.146	21.017	23.793	20.336	87.040	
3	14:54:22.207	1:06.206	20.412	23.415	22.379	87.494	63.912	3	14:54:25.372	1:05.029	21.211	24.079	19.739	85.379	
4	14:55:27.557	1:05.350	21.646	23.839	19.865	86.590	75.402	4	14:55:31.294	1:05.922	21.455	24.682	19.785	85.162	
5	14:56:32.477	1:04.920	21.567	23.761	19.592	86.927		5	14:56:36.710	1:05.416	21.429	24.343	19.644	86.702	
6	14:57:36.059	1:03.582	20.405	23.783	19.394	86.590	76.694	6	14:57:41.189	1:04.479	20.893	23.962	19.624	86.035	
7	14:58:39.565	1:03.506	20.446	23.746	19.314	87.040	77.402	7	14:58:44.531	1:06.008	21.065	24.523	20.420	86.368	73.745
8	14:59:42.971	1:03.406	20.239	23.773	19.394	87.040	76.086	8	14:59:49.818	1:05.287	21.214	24.403	19.670	86.035	75.317
9	15:00:47.048	1:04.077	20.402	23.758	19.917	86.814	74.730	9	15:00:54.100	1:04.282	20.585	24.147	19.550	86.035	74.647
(75) Michael COURTS								(91) Robbie DALGLEISH							
1	14:52:13.348			23.636	20.112	87.380	73.182	1	14:52:17.446		24.670	19.480	87.266	0.938	
2	14:53:18.122	1:04.774	21.230	24.074	19.470	85.270	76.086	2	14:53:20.343	1:05.146	21.017	23.793	20.336	87.040	
3	14:54:22.004	1:03.882	20.607	23.859	19.416	87.266	75.487	3	14:54:25.372	1:05.029	21.211	24.079	19.739	85.379	
4	14:55:27.315	1:05.311	21.052	24.406	19.853	84.306	70.938	4	14:55:31.294	1:05.922	21.455	24.682	19.785	85.162	
5	14:56:32.922	1:05.607	22.425	23.695	19.487	88.884	76.259	5	14:56:36.710	1:05.416	21.429	24.343	19.644	86.702	
6	14:57:36.304	1:03.382	20.619	23.581	19.182	88.416	77.224	6	14:57:41.189	1:04.479	20.893	23.962	19.624	86.035	
7	14:58:39.672	1:03.368	20.526	23.659	19.183	88.767	77.313	7	14:58:44.531	1:06.008	21.065	24.523	20.420	86.368	73.745
8	14:59:43.132	1:03.460	20.534	23.597	19.329	88.532	76.519	8	14:59:50.092	1:04.196	20.744	23.879	19.573	86.368	
9	15:00:47.314	1:04.182	20.375	23.784	20.023	88.416	75.317	9	15:00:54.654	1:04.562	20.795	24.174	19.593	85.706	
(4) Dominic WHEATLEY								(24) John DUNCAN							
1	14:52:14.839			23.951	19.438	88.649		1	14:52:18.019		24.563	19.346	88.068	75.657	
2	14:53:19.486	1:04.647	20.788	24.079	19.780	87.040		2	14:53:23.763	1:05.744	21.506	24.781	19.457	83.675	76.345
3	14:54:24.035	1:04.549	20.943	24.178	19.428	86.702		3	14:54:27.594	1:03.831	20.871	23.751	19.209	86.702	
4	14:55:27.838	1:03.803	20.522	23.543	19.738	88.299		4	14:55:32.459	1:04.865	21.035	24.279	19.551	87.494	
5	14:56:33.206	1:05.368	21.725	23.607	20.036	88.767		5	14:56:39.147	1:06.688	21.250	25.416	20.022	85.596	
6	14:57:37.328	1:04.122	21.243	23.610	19.269	88.183		6	14:57:44.006	1:04.859	20.686	24.115	20.058	86.590	
7	14:58:40.379	1:03.051	20.309	23.521	19.221	88.649		7	14:58:49.618	1:05.612	21.232	24.965	19.415	87.153	76.694
8	14:59:43.842	1:03.463	20.290	23.773	19.400	87.380		8	14:59:53.184	1:03.566	20.478	23.658	19.430	87.380	76.782
9	15:00:47.620	1:03.778	20.453	23.930	19.395	87.266		9	15:00:56.525	1:03.341	20.325	23.631	19.385	87.266	76.519
(70) Oliver MORTIMER								(6) Daniel DREELAN							
1	14:52:16.278			24.390	19.570	87.266	74.647	1	14:52:16.933		24.364	19.657	87.494	75.317	
2	14:53:20.129	1:03.851	20.689	23.568	19.594	88.068	75.572	2	14:53:23.205	1:06.272	21.159	23.973	21.140	87.722	70.789
3	14:54:24.788	1:04.659	20.884	24.159	19.616	85.054	76.000	3	14:54:28.035	1:04.830	21.761	23.669	19.400	87.722	76.345
4	14:55:30.396	1:05.608	21.386	24.607	19.615	86.479	75.148	4	14:55:33.184	1:05.149	20.839	24.189	20.121	87.722	73.907
5	14:56:33.716	1:03.320	20.308	23.692	19.320	87.608	76.870	5	14:56:39.521	1:06.337	20.891	25.165	20.281	84.095	75.064
6	14:57:38.301	1:04.585	21.268	23.688	19.629	88.183	74.070	6	14:57:44.260	1:04.739	20.674	23.981	20.084	86.479	68.060
7	14:58:42.120	1:03.819	20.562	23.725	19.532	87.494	76.259	7	14:58:50.839	1:06.579	21.350	25.608	19.621	85.706	76.259
8	14:59:46.525	1:04.405	20.644	23.949	19.812	85.815	75.317	8	14:59:54.265	1:03.426	20.396	23.587	19.443	87.266	76.432
9	15:00:50.653	1:04.128	20.676	23.763	19.689	86.927	75.828	9	15:00:58.485	1:04.220	20.435	23.774	20.011	87.380	67.717
(89) Shane STONEY								(10) Neal ROBERTSON							
1	14:52:14.255			24.047	19.418	87.266	76.607	1	14:52:17.872		24.782	19.913	85.487	75.572	
2	14:53:19.156	1:04.901	20.747	24.364	19.790	84.095	75.402	2	14:53:24.309	1:06.437	21.393	24.894	20.150	84.946	74.897
3	14:54:24.401	1:05.245	20.779	24.764	19.702	84.306	74.897	3	14:54:29.858	1:05.549	21.284	24.408	19.857	86.590	
4	14:55:29.527	1:05.126	21.100	24.744	19.282	86.146	76.000								
5	14:56:33.318	1:03.791	20.386	23.901	19.504	88.532	74.564								
6	14:57:38.297	1:04.979	21.374	23.690	19.915										

SMRC Season Finale

Celtic Speed Mini Cooper Cup

Knockhill 1.267 miles

Race 9 - 2nd Race - AMENDED RESULT

02/10/2016 14:45

Race (9 Laps) started at 14:51:04

Lap	Time of Day	Lap Tm	S1	S2	S3	S3Spd	SFSpd	Lap	Time of Day	Lap Tm	S1	S2	S3	S3Spd	SFSpd	
(96) Taelor SHAND																
1	14:52:18.209			24.518	19.994	87.608	75.657	1	14:52:15.140			23.924	19.501	87.494	75.148	
2	14:53:24.148	1:05.939	21.518	24.630	19.791	84.839	76.172	2	14:53:20.172	1:05.032	21.214	23.889	19.929	86.927	74.152	
3	14:54:28.926	1:04.778	21.102	24.162	19.514	86.927	75.742	3	14:54:25.413	1:05.241	21.213	23.827	20.201	86.590	74.730	
4	14:55:34.431	1:05.505	20.874	24.315	20.316	86.368	63.190	4	14:55:32.838	1:07.425	22.211	24.954	20.260	85.379	75.233	
5	14:56:40.517	1:06.086	22.339	24.130	19.617	86.257	75.487	5	14:56:38.735	1:05.897	20.799	25.295	19.803	85.706		
6	14:57:44.938	1:04.421	20.730	24.021	19.670	85.815	75.657	6	14:57:43.815	1:05.080	20.602	24.401	20.077	86.479		
7	14:58:51.684	1:06.746	21.223	25.666	19.857	84.518	75.317	7	14:59:05.524	1:21.709	21.104	40.782	19.823	85.706		
8	14:59:57.317	1:05.410	21.762	23.922	19.726	87.837		8	15:00:10.056	1:04.532	20.539	23.850	20.143	86.368		
9	15:01:01.809	1:04.492	20.727	23.927	19.838	86.257	74.730	9	15:01:14.640	1:04.584	20.791	23.855	19.938	86.368	74.152	
(23) Ian MUNRO																
1	14:52:11.981							1	14:52:11.981			23.663	19.630	87.153	75.317	
2	14:53:15.570	1:03.589	20.607	23.617	19.365	87.837	75.657	2	14:53:15.570	1:03.589	20.607	23.617	19.365	87.837	75.657	
3	14:54:20.682	1:05.112	20.508	23.521	21.083	88.068	66.051	3	14:54:20.682	1:05.112	20.508	23.521	21.083	88.068	66.051	
4	14:55:33.787	1:13.105	23.827	27.383	21.895	79.230	68.970	4	14:55:33.787	1:13.105	23.827	27.383	21.895	79.230	68.970	
5	14:56:45.964	1:12.177	23.372	27.309	21.496	77.671	68.477	5	14:56:45.964	1:12.177	23.372	27.309	21.496	77.671	68.477	
6	14:57:58.190	1:12.226	22.967	26.229	23.030	80.081	39.522	6	14:57:58.190	1:12.226	22.967	26.229	23.030	80.081	39.522	
(20) Kyle REID																
1	14:52:11.823							1	14:52:11.823			23.585	19.820	86.927	73.745	
2	14:53:15.144	1:03.321	20.430	23.566	19.325	86.927	74.647	2	14:53:15.144	1:03.321	20.430	23.566	19.325	86.927	74.647	
(11) Morgan MURRAY																
1	14:52:12.573							1	14:52:12.573			23.563	20.846	87.952	74.481	
2	14:53:16.320	1:03.747	20.858	23.575	19.314	89.239		2	14:53:16.320	1:03.747	20.858	23.575	19.314	89.239		
3	14:54:20.042	1:03.722	20.461	23.488	19.773	89.477		3	14:54:20.042	1:03.722	20.461	23.488	19.773	89.477		
4	14:55:24.119	1:04.077	20.864	23.735	19.478	87.380		4	14:55:24.119	1:04.077	20.864	23.735	19.478	87.380		
5	14:56:27.677	1:03.558	20.510	23.564	19.484	87.952		5	14:56:27.677	1:03.558	20.510	23.564	19.484	87.952		
6	14:57:31.141	1:03.464	20.379	23.604	19.481	87.153		6	14:57:31.141	1:03.464	20.379	23.604	19.481	87.153		
7	14:58:34.837	1:03.696	20.550	23.740	19.406	87.837		7	14:58:34.837	1:03.696	20.550	23.740	19.406	87.837		
8	14:59:38.544	1:03.707	20.516	23.689	19.502	87.380		8	14:59:38.544	1:03.707	20.516	23.689	19.502	87.380		
9	15:00:42.274	1:03.730	20.543	23.716	19.471	87.266	74.399	9	15:00:42.274	1:03.730	20.543	23.716	19.471	87.266	74.399	
(50) Andrew BELL																
1	14:52:19.545							1	14:52:19.545							
2	14:53:24.938	1:05.393	21.397	24.062	19.934	86.814	75.657	2	14:53:24.938	1:05.393	21.397	24.062	19.934	86.814	75.657	
3	14:54:30.334	1:05.396	21.318	24.172	19.906	86.479		3	14:54:30.334	1:05.396	21.318	24.172	19.906	86.479		
4	14:55:36.694	1:06.360	21.864	24.462	20.034	86.927		4	14:55:36.694	1:06.360	21.864	24.462	20.034	86.927		
5	14:56:43.339	1:06.645	21.244	25.322	20.079	85.487	75.487	5	14:56:43.339	1:06.645	21.244	25.322	20.079	85.487	75.487	
6	14:57:49.172	1:05.833	21.850	24.247	19.736	87.040	75.742	6	14:57:49.172	1:05.833	21.850	24.247	19.736	87.040	75.742	
7	14:58:54.043	1:04.871	20.929	24.182	19.760	86.146	75.572	7	14:58:54.043	1:04.871	20.929	24.182	19.760	86.146	75.572	
8	14:59:59.551	1:05.508	21.179	24.528	19.801	86.035	74.981	8	14:59:59.551	1:05.508	21.179	24.528	19.801	86.035	74.981	
9	15:01:04.757	1:05.206	20.897	24.133	20.176	86.035	74.730	9	15:01:04.757	1:05.206	20.897	24.133	20.176	86.035	74.730	
(17) Fiona WALLACE																
1	14:52:19.898			24.602	19.738	86.927	75.487	1	14:52:19.898				24.602	19.738	86.927	75.487
2	14:53:25.423	1:05.525	21.462	24.348	19.715	87.266		2	14:53:25.423	1:05.525	21.462	24.348	19.715	87.266		
3	14:54:30.696	1:05.273	21.381	24.162	19.730	87.952		3	14:54:30.696	1:05.273	21.381	24.162	19.730	87.952		
4	14:55:37.974	1:07.278	22.009	24.951	20.318	86.927		4	14:55:37.974	1:07.278	22.009	24.951	20.318	86.927		
5	14:56:44.001	1:06.027	21.268	24.888	19.871	86.035		5	14:56:44.001	1:06.027	21.268	24.888	19.871	86.035		
6	14:57:49.488	1:05.487	21.722	24.224	19.541	88.068		6	14:57:49.488	1:05.487	21.722	24.224	19.541	88.068		
7	14:58:55.889	1:06.401	21.945	24.628	19.828	87.153		7	14:58:55.889	1:06.401	21.945	24.628	19.828	87.153		
8	15:00:01.504	1:05.615	21.051	24.320	20.244	86.702		8	15:00:01.504	1:05.615	21.051	24.320	20.244	86.702		
9	15:01:07.180	1:05.676	21.682	24.260	19.734	86.927	75.064	9	15:01:07.180	1:05.676	21.682	24.260	19.734	86.927	75.064	
(7) Jonny DREELAN																
1	14:52:23.961			25.055	19.904	84.732	75.317	1	14:52:23.961				25.055	19.904	84.732	75.317
2	14:53:28.383	1:04.422	20.882	23.866	19.674	86.590	75.828	2	14:53:28.383	1:04.422	20.882	23.866	19.674	86.590	75.828	
3	14:54:32.665	1:04.282	20.818	23.806	19.658	86.814	75.657	3	14:54:32.665	1:04.282	20.818	23.806	19.658	86.814	75.657	
4	14:55:38.469	1:05.804	21.092	24.853	19.859	86.479	74.152	4	14:55:38.469	1:05.804	21.092	24.853	19.859	86.479	74.152	
5	14:56:44.570	1:06.101	21.333	24.576	20.192	85.706	75.064	5	14:56:44.570	1:06.101	21.333	24.576	20.192	85.706	75.064	
6	14:57:50.078	1:05.508	21.580	24.290	19.638	86.590	74.897	6	14:57:50.078	1:05.508	21.580	24.290	19.638	86.590	74.897	
7	14:58:57.840	1:07.762	21.493	24.906	21.363	86.590	64.964	7	14:58:57.840	1:07.762	21.493	24.906	21.363	86.590	64.964	
8	15:00:03.312	1:05.472	21.286	24.155	20.031	85.054	74.481	8	15:00:03.312	1:05.472	21.286	24.155	20.031	85.054	74.481	
9	15:01:09.393	1:06.081	21.355	24.606	20.120	84.839	74.399	9	15:01:09.393	1:06.081	21.355	24.606	20.120	84.839	74.399	
(5) Des WHEATLEY																
1	14:52:16.316			24.257	19.948	87.266	75.064	1	14:52:16.316				24.257	19.948	87.266	75.064
2	14:53:21.318	1:05.002	21.359	23.959	19.684	87.722	76.172	2	14:53:21.318	1:05.002	21.359	23.959	19.684	87.722	76.172	
3	14:54:25.894	1:04.576	20.878	24.201	19.497	86.927	76.958	3	14:54:25.894	1:04.576	20.878	24.201	19.497	86.927	76.958	
4	14:55:31.484	1:05.590	21.608	24.262	19.720	85.162		4	14:55:31.484	1:05.590	21.608	24.262	19.720	85.162		
5	14:56:37.987	1:06.503	21.628	25.197	19.678	86.035	75.233	5	14:56:37.987	1:06.503	21.628	25.197	19.678	86.035	75.233	
6	14:57:42.598	1:04.611	20.935	24.064	19.612	87.040	75.657	6	14:57:42.598	1:04.611	20.935	24.064	19.612	87.040	75.657	
7	14:58:52.273	1:09.675	22.263	27.116	20.296	82.747	74.897	7	14:58:52.273	1:09.675	22.263	27.116	20.296	82.747	74.897	
8	15:00:01.309	1:09.036	23.015	25.872	20.149	83.363	75.487	8	15:00:01.309	1:09.036	23.015	25.872</				

SMRC Season Finale

Lapchart


Celtic Speed Mini Cooper Cup

Knockhill 1.267 miles

Race 9 - 2nd Race - AMENDED RESULT

02/10/2016 14:45

Race (9 Laps) started at 14:51:04



Competitors	Laps									
	1	2	3	4	5	6	7	8	9	
Kyle REID (20)	1	20	20	11	11	11	11	11	11	11
Ian MUNRO (23)	2	23	23	61	61	61	61	61	61	61
Paul BELL (87)	3	87	87	23	67	67	67	67	67	67
Morgan MURRAY (11)	4	11	11	75	75	87	87	87	87	87
Malcolm McNAB (61)	5	61	61	87	87	75	75	75	75	75
Michael COURTS (75)	6	75	75	67	4	4	4	4	4	4
Jock BORTHWICK (3)	7	3	67	4	89	89	89	70	70	70
Mark GERAGHTY (67)	8	67	3	89	70	70	70	89	89	89
Shane STONEY (89)	9	89	89	3	3	3	3	3	33	33
Dylan O'DONNELL (33)	10	33	33	70	30	30	30	33	3	3
Dominic WHEATLEY (4)	11	4	4	30	33	33	33	30	30	30
Brandon WALSH (98)	12	98	70	98	5	5	5	91	91	91
Callum DRYBURGH (30)	13	30	98	33	91	91	91	24	24	24
Oliver MORTIMER (70)	14	70	30	5	24	98	98	6	6	6
Des WHEATLEY (5)	15	5	5	91	98	24	24	12	96	10
Allan PATERSON (12)	16	12	91	12	6	6	6	96	10	96
Daniel DREELAN (6)	17	6	12	24	23	12	12	10	12	12
Robbie DALGLEISH (91)	18	91	6	6	12	96	96	5	50	50
Neal ROBERTSON (10)	19	10	24	96	96	10	10	50	5	17
John DUNCAN (24)	20	24	96	10	50	50	17	17	7	7
Taelor SHAND (96)	21	96	10	50	10	17	17	7	7	5
Andrew BELL (50)	22	50	50	17	17	7	7	98	98	98
Fiona WALLACE (17)	23	17	17	7	7	23	23			
Jonny DREELAN (7)	24	7	7							
-	25									
-	26									
-	27									

Margin of Victory	Avg. Speed	Best Lap Tm	Best Speed	Best Lap by
3.327	70.953	1:03.051	72.336	4 - Dominic WHEATLEY

Clerk of the Course.

Orbits

 Sig : Time :
 Chief Timekeeper : Ian Sharp (SMART Timing)

 Results available at www.mylaps.com and www.smart-timing.co.uk

Printed: 03/10/2016 17:49:18



SMRC Season Finale

Celtic Speed Mini Cooper Cup

Knockhill 1.267 miles

Race 15 - 3rd Race

02/10/2016 17:00

Race (9 Laps) started at 17:13:21

POLE POSITION

2	70 Oliver MORTIMER
4	75 Michael COURTS
6	67 Mark GERAGHTY
8	33 Dylan O'DONNELL
10	30 Callum DRYBURGH
12	24 John DUNCAN
14	10 Neal ROBERTSON
16	12 Allan PATERSON
18	17 Fiona WALLACE
20	5 Des WHEATLEY

1	89 Shane STONEY
3	4 Dominic WHEATLEY
5	87 Paul BELL
7	61 Malcolm McNAB
9	3 Jock BORTHWICK
11	91 Robbie DALGLEISH
13	6 Daniel DREELAN
15	96 Taelor SHAND
17	50 Andrew BELL
19	7 Jonny DREELAN

1
2
3
4
5
6
7
8
9
10

Clerk of the Course.

Orbits

Sig : Time :
 Chief Timekeeper : Ian Sharp (SMART Timing)
 Results available at www.mylaps.com and www.smart-timing.co.uk



SMRC Season Finale


Celtic Speed Mini Cooper Cup

Knockhill 1.267 miles

Race 15 - 3rd Race

02/10/2016 17:00

Race (9 Laps) started at 17:13:21



22
23 Ian MUNRO

21
98 Brandon WALSH

11

24
35 Chris BLACKHALL

23
20 Kyle REID

12

26
9 Martin McGEOUGH

25
26 William BLAKE

13

27
11 Morgan MURRAY

14

AMENDED GRID - Car No.11 - Excluded from Race 9


SMRC Season Finale
Sorted on Laps
Scottish Saloons & Sportscars Championship
Knockhill 1.267 miles
Race 10 - 2nd Race
02/10/2016 15:05
Race (12 Laps) started at 15:21:45

Pos	No.	Name	Make/Model	CC	Class Code	Laps	Total Tm	Diff	Best Tm	In Lap	2nd Best
1	40	Andrew GALLACHER	Ford Escort	2200	Guest	12	11:12.553		53.934	6	54.267
2	79	Paul BRYDON	BMW M3	3200T	A2	12	11:14.087	1.534	54.978	2	55.631
3	54	Andrew MORRISON	Seat Leon Eurocup	1994	A2	12	11:38.600	26.047	56.529	9	56.850
4	69	Thomson McINTYRE	Subaru Impreza	2000	B1	12	11:47.519	34.966	57.708	6	57.736
5	59	Gary WAIT	Ford Sierra Cosworth	2000	A2	12	11:54.584	42.031	58.158	2	58.452
6	23	Brian MELDRUM	Seat Leon Sport	2000	B1	11	11:16.075	1 Lap	1:00.201	8	1:00.496
7	80	Iain SINCLAIR	Westfield	1998	B2	11	11:21.061	1 Lap	1:00.514	9	1:00.624
8	28	Scott TOLLAN	Escort Cosworth	2000	A1	11	11:42.730	1 Lap	1:02.688	2	1:02.711

Not classified

DNF	7	Charlie SHAW	Ford Focus	2000T	Guest	8	7:37.330	DNF	53.239	3	53.516
DNF	29	Robert DRUMMOND	Ford Escort Cosworth	2000	A1	3	3:47.407	DNF	1:16.073	2	1:29.112
DNS	89	William ROBSON	Ford Focus RS	2500	B1			DNS		0	
DNS	39	Glynn GEDDIE	Ssang Yong	2000	Guest			DNS		0	
DNS	6	Phil DRYBURGH	Ginetta G50	4500	A2			DNS		0	

Margin of Victory	Avg. Speed	Best Lap Tm	Best Speed	Best Lap by
1.534	81.377	53.239	85.667	7 - Charlie SHAW

Clerk of the Course.

Orbits

 Sig : Time :
 Chief Timekeeper : Ian Sharp (SMART Timing)

 Results available at www.mylaps.com and www.smart-timing.co.uk

Printed: 03/10/2016 18:27:44





SMRC Season Finale

Scottish Saloons & Sportscars Championship

Knockhill 1.267 miles

Race 10 - 2nd Race

02/10/2016 15:05

Race (12 Laps) started at 15:21:45

Lap	Time of Day	Lap Tm	S1	S2	S3	S3Spd	SFSpd
(40) Andrew GALLACHER							
1	15:22:44.202			21.013	16.129	116.506	120.265
2	15:23:39.585	55.383	18.678	20.733	15.972	129.551	
3	15:24:34.662	55.077	18.194	20.950	15.933	115.903	
4	15:25:29.874	55.212	18.014	20.838	16.360	106.859	122.908
5	15:26:24.141	54.267	17.825	20.378	16.064	133.150	120.480
6	15:27:18.075	53.934	17.811	20.236	15.887	133.415	122.459
7	15:28:15.657	57.582	17.815	20.220	19.547	133.680	118.565
8	15:29:12.279	56.622	18.540	21.301	16.781	115.107	118.985
9	15:30:07.828	55.549	18.253	20.737	16.559	122.014	
10	15:31:03.982	56.154	18.194	21.112	16.848	120.915	114.518
11	15:31:59.701	55.719	18.279	20.949	16.491	127.098	
12	15:32:57.842	58.141	18.876	21.653	17.612	122.459	106.689

Lap	Time of Day	Lap Tm	S1	S2	S3	S3Spd	SFSpd
(79) Paul BRYDON							
1	15:22:43.929			21.115	16.129	116.709	104.366
2	15:23:38.907	54.978	17.563	21.068	16.347	116.506	102.926
3	15:24:35.160	56.253	18.194	21.481	16.578	116.304	100.310
4	15:25:31.364	56.204	18.646	20.900	16.658	115.305	101.832
5	15:26:26.995	55.631	17.802	20.830	16.999	114.518	98.979
6	15:27:23.138	56.143	18.091	21.202	16.850	114.518	102.142
7	15:28:18.974	55.836	17.927	21.254	16.655	114.323	101.832
8	15:29:14.810	55.836	17.928	21.215	16.693	115.504	101.678
9	15:30:10.922	56.112	18.233	20.974	16.905	114.129	100.161
10	15:31:06.740	55.818	18.033	21.074	16.711	115.305	101.678
11	15:32:02.765	56.025	18.097	21.192	16.736	115.703	101.066
12	15:32:59.376	56.611	18.182	21.688	16.741	112.597	100.310

Lap	Time of Day	Lap Tm	S1	S2	S3	S3Spd	SFSpd
(54) Andrew MORRISON							
1	15:22:51.236			23.650	17.763	107.372	
2	15:23:49.921	58.685	19.431	22.231	17.023	111.846	
3	15:24:47.011	57.090	18.416	21.257	17.417	113.357	
4	15:25:45.298	58.287	18.599	22.076	17.612	111.474	
5	15:26:42.920	57.622	18.695	21.399	17.528	111.846	
6	15:27:40.078	57.158	18.269	21.651	17.238	111.290	
7	15:28:37.296	57.218	18.397	21.580	17.241	111.290	
8	15:29:34.146	56.850	18.169	21.411	17.270	111.846	
9	15:30:30.675	56.529	17.997	21.136	17.396	112.786	
10	15:31:28.275	57.600	18.179	21.321	18.100	112.220	
11	15:32:25.555	57.280	18.417	21.461	17.402	111.474	
12	15:33:23.889	58.334	18.919	21.714	17.701	110.739	

Lap	Time of Day	Lap Tm	S1	S2	S3	S3Spd	SFSpd
(69) Thomson McINTYRE							
1	15:22:48.599				16.933	109.118	
2	15:23:47.294	58.695			16.816	112.786	
3	15:24:45.796	58.502			16.976	110.012	
4	15:25:45.606	59.810			16.899	108.764	
5	15:26:43.731	58.125			16.690	113.549	
6	15:27:41.439	57.708			16.825	113.935	
7	15:28:39.175	57.736			17.144	110.012	
8	15:29:37.385	58.210			17.279	112.033	
9	15:30:36.399	59.014			17.391	111.474	
10	15:31:35.127	58.728			16.956		
11	15:32:33.873	58.746			17.101	109.832	
12	15:33:32.808	58.935			17.113		

Lap	Time of Day	Lap Tm	S1	S2	S3	S3Spd	SFSpd
(59) Gary WAIT							
1	15:22:50.085					17.866	
2	15:23:48.243	58.158				17.336	
3	15:24:47.279	59.036				18.717	
4	15:25:46.480	59.201				17.904	
5	15:26:45.523	59.043				18.512	
6	15:27:44.046	58.523				17.688	
7	15:28:42.498	58.452				17.673	109.474
8	15:29:41.042	58.544				17.955	
9	15:30:39.599	58.557				17.946	
10	15:31:40.254	1:00.655				18.499	
11	15:32:40.078	59.824				18.091	
12	15:33:39.873	59.795				18.208	

Lap	Time of Day	Lap Tm	S1	S2	S3	S3Spd	SFSpd
(23) Brian MELDRUM							
1	15:22:50.759			23.261	18.025	105.515	98.688
2	15:23:53.199	1:02.440	20.277	24.236	17.927	108.941	

Lap	Time of Day	Lap Tm	S1	S2	S3	S3Spd	SFSpd
3	15:24:54.690	1:01.491				17.940	106.015
4	15:25:56.298	1:01.608				17.781	106.520
5	15:26:56.998	1:00.700				17.833	106.689
6	15:27:58.332	1:01.334				17.836	107.030
7	15:28:59.129	1:00.797				17.606	108.064
8	15:29:59.330	1:00.201				17.692	108.238
9	15:30:59.826	1:00.496				17.608	107.201
10	15:32:00.669	1:00.843				17.996	108.764
11	15:33:01.364	1:00.695				17.887	109.118

Lap	Time of Day	Lap Tm	S1	S2	S3	S3Spd	SFSpd
(80) Iain SINCLAIR							
1	15:22:51.891			23.130	17.755	106.015	94.651
2	15:23:53.528	1:01.637	20.104	23.717	17.816	106.351	94.651
3	15:24:55.015	1:01.487	20.400	23.318	17.769	105.184	94.120
4	15:25:56.981	1:01.966	20.602	23.152	18.212	106.859	91.802
5	15:26:58.134	1:01.153	20.327	22.972	17.854	104.366	91.928
6	15:27:58.856	1:00.722	20.198	22.883	17.641	105.681	93.205
7	15:29:00.167	1:01.311	20.018	23.645	17.648	104.366	92.562
8	15:30:00.791	1:00.624	20.103	22.636	17.885	105.184	92.181
9	15:31:01.305	1:00.514	20.081	22.503	17.930	104.366	91.179
10	15:32:03.931	1:02.626	19.917	23.502	19.207	102.454	88.416
11	15:33:06.350	1:02.419	20.235	23.503	18.681	97.257	85.706

Lap	Time of Day	Lap Tm	S1	S2	S3	S3Spd	SFSpd
(28) Scott TOLLAN							
1	15:22:53.260			23.722	18.203	101.066	94.651
2	15:23:55.948	1:02.688	19.944	23.989	18.755	97.967	90.320
3	15:25:00.502	1:04.554	21.930	23.584	19.040	99.272	90.686
4	15:26:03.954	1:03.452	21.353	23.174	18.925	99.272	91.802
5	15:27:06.665	1:02.711	21.026	23.098	18.587	97.967	93.076
6	15:28:09.620	1:02.955	20.714	23.125	19.116	98.111	89.716
7	15:29:13.191	1:03.571	20.702	23.459	19.410	97.117	91.552
8	15:30:16.199	1:03.008	21.127	23.088	18.793	98.833	92.308
9	15:31:19.725	1:03.526	20.892	23.102	19.532	100.161	89.716
10	15:32:23.276	1:03.551	20.756	23.579	19.216	99.419	91.802
11	15:33:28.019	1:04.743	21.430	23.795	19.518	97.682	87.952

Lap	Time of Day	Lap Tm	S1	S2	S3	S3Spd	SFSpd
(7) Charlie SHAW							
1	15:22:48.401			22.192	15.929	119.196	125.201
2	15:23:41.917	53.516	18.239	19.944	15.333	136.121	126.142
3	15:24:35.156	53.239	17.360	19.830	16.049	121.572	
4	15:25:29.462	54.306	17.871	20.543	15.892	132.362	116.304
5	15:26:23.911	54.449	17.843	20.280	16.326	130.306	114.910
6	15:27:18.198	54.287	17.413	20.164	16.710	129.551	112.597
7	15:28:14.148	55.950	18.039	20.981	16.930	125.201	107.544
8	15:29:22.619	1:08.471	17.869				

Lap	Time of Day	Lap Tm	S1	S2	S3	S3Spd	SFSpd
(29) Robert DRUMMOND							
1	15:22:47.511					22.762	16.650
2	15:24:03.584	1:16.073	23.239	32.862	19.972	68.060	116.506
3	15:25:32.696	1:29.112	23.057	35.337	30.718	71.543	27.708

Clerk of the Course.

Sig : Time :
Chief Timekeeper : Ian Sharp (SMART Timing)

Results available at www.mylaps.com and www.smart-timing.co.uk

Orbits





SMRC Season Finale

Lapchart

Scottish Saloons & Sportscars Championship

Knockhill 1.267 miles

Race 10 - 2nd Race

02/10/2016 15:05

Race (12 Laps) started at 15:21:45

Competitors	Laps												
	1	2	3	4	5	6	7	8	9	10	11	12	
Paul BRYDON (79)	1	79	79	40	7	7	40	7	40	40	40	40	40
Andrew GALLACHER (40)	2	40	40	7	40	40	7	40	79	79	79	79	79
Robert DRUMMOND (29)	3	29	7	79	79	79	79	79	7	54	54	54	54
Charlie SHAW (7)	4	7	69	69	54	54	54	54	54	69	69	69	69
Thomson McINTYRE (69)	5	69	59	54	69	69	69	69	69	59	59	59	59
Gary WAIT (59)	6	59	54	59	59	59	59	59	59	23	23	23	23
Brian MELDRUM (23)	7	23	23	23	23	23	23	23	23	80	80	80	80
Andrew MORRISON (54)	8	54	80	80	80	80	80	80	80	28	28	28	28
Iain SINCLAIR (80)	9	80	28	28	28	28	28	28	28				
Scott TOLLAN (28)	10	28	29	29									
-	11												
-	12												
-	13												

Margin of Victory	Avg. Speed	Best Lap Tm	Best Speed	Best Lap by
1.534	81.377	53.239	85.667	7 - Charlie SHAW

Clerk of the Course.

Sig : Time :
 Chief Timekeeper : Ian Sharp (SMART Timing)

Results available at www.mylaps.com and www.smart-timing.co.uk

Printed: 03/10/2016 18:28:12

Orbits



Scottish Saloons & Sportscars Championship

2016

Pos	No.	Name	Total	Diff	Gap	#1		#2		#3		#4		#5		#6		#7		#8		#9		#10		#11		#12		#13		#14		#15		#16	
						Ra	Total	Ra	Total	Ra	Total	Ra	Total	Ra	Total	Ra	Total	Ra	Total	Ra	Total	Ra	Total	Ra	Total	Ra	Total	Ra	Total	Ra	Total	Ra	Total	Ra	Total	Ra	Total
1	79	Paul BRYDON	360	0	0	20	20	20	20	20	20	25	25	20	20	16	16	25	25	25	25	DNF	0	14	14	50	50	35	35	20	20	20	20	25	25	25	25
2	69	Thomson McINTYRE	307	53	53	x	x	x	x	DNF	0	NS	0	25	25	25	25	25	25	25	25	18	18	18	18	55	55	30	30	18	18	25	25	25	25	18	18
3	89	William ROBSON	281	79	26	25	25	25	25	18	18	18	18	16	16	20	20	20	20	20	20	14	14	14	14		20	35	35	NS	0	20	20	16	16	NS	0
4	28	Scott TOLLAN	261	99	20	20	20	25	25	14	14	14	14	18	18	18	18	DNF	0	16	16	14	14	DNF	0	48	48	28	28	DNF	0	14	14	14	14	18	18
5	23	Brian MELDRUM	214	146	47	20	20	16	16	x	x	x	x	20	20	16	16	16	16	16	16	x	x	x	x	50	50	26	26	x	x	x	x	20	20	14	14
6	8	Finlay CROCKER	201	159	13	x	x	x	x	14	14	20	20	16	16	25	25	x	x	x	x	x	x	x	x	46	46	30	30	25	25	25	25	x	x	x	x
7	63	Graham ROBERTSON	171	189	30	12	12	14	14	12	12	12	12	9	9	10	10	20	20	16	16	x	x	x	x	42	42	24	24	x	x	x	x	x	x	x	x
8	16	Colin SIMPSON	164	196	7	25	25	DNF	0	25	25	14	14	25	25	20	20	x	x	x	x	x	x	x	x	55	55	DNF	0	x	x	x	x	x	x	x	x
9	54	Andrew MORRISON	153	207	11	x	x	x	x	x	x	x	x	x	x	x	x	x	x	x	x	25	25	18	18	44	44	26	26	x	x	x	x	20	20	20	20
10	1	Ian DONALDSON	111	249	42	25	25	DNF	0	18	18	18	18	x	x	x	x	25	25	25	25	x	x	x	x	x	x	x	x	x	x	x	x	x	x	x	
11	59	Gary WAIT	100	260	11	x	x	x	x	DNF	0	DNF	0	DNF	0	NS	0	16	16	20	20	DNF	0	NS	0	x	x	x	x	16	16	16	16	16	16	16	16
12	29	Robert DRUMMOND	92	268	8	x	x	x	x	x	x	x	DNF	0	NS	0	DNF	0	20	20	18	18	18	18	x	x	x	x	DNF	0	18	18	18	18	DNF	0	
13	51	Roddie PATERSON	90	270	2	x	x	x	x	18	18	18	18	18	18	18	18	NS	0	x	x	x	x	x	x	x	x	x	x	x	x	x	x	x	x	x	
14	80	Iain SINCLAIR	72	288	18	x	x	x	x	x	x	x	x	x	x	x	18	18	DNF	0	DNF	0	18	18	x	x	x	x	x	x	x	x	18	18	18	18	
15	6	Phil DRYBURGH	67	293	5	14	14	25	25	x	x	x	x	14	14	14	14	x	x	x	x	x	x	x	x	x	x	x	x	x	x	NS	0	NS	0		
16	68	John KENNEDY	66	294	1	16	16	20	20	x	x	x	x	14	14	NS	0	x	x	x	x	x	x	x	x	x	x	x	NS	0	16	16	x	x	x	x	
17	4	Mark DAWSON	64	296	2	16	16	16	16	16	16	16	16	x	x	x	x	x	x	x	x	x	x	x	x	x	x	x	x	x	x	x	x	x	x		
18	64	Charlie FRASER	54	306	10	18	18	18	18	DNF	0	NS	0	x	x	x	x	x	x	x	x	18	18	DNF	0	x	x	x	x	x	x	x	x	x	x	x	x
19	13	Keith COWIE	46	314	8	10	10	12	12	x	x	x	x	12	12	12	12	x	x	x	x	x	x	x	x	x	x	x	x	x	x	x	x	x	x	x	
20	44	Alistair McMILLAN	44	316	2	x	x	x	x	DNF	0	DNF	0	10	10	NS	0	x	x	x	x	x	x	x	NS	20	NS	0	DNF	0	14	14	x	x	x	x	
21	41	Andrew CHRISTIE	36	324	8	x	x	x	x	x	x	x	18	18	18	18	x	x	x	x	x	x	x	x	x	x	x	x	x	x	x	x	x	x	x		
22	6	Steven DAILLY	0	360	36	x	x	x	x	x	x	x	x	x	x	x	x	x	x	x	x	x	x	x	x	x	x	x	0	0	0	0	x	x	x	x	
23	56	Adam KINDNESS	0	360	0	DNF	0	DNF	0	x	x	x	x	x	x	x	x	x	x	x	x	x	x	x	x	x	x	x	x	x	x	x	x	x	x	x	
24	47	Graham DAVIDSON	0	360	0	DNF	0	NS	0	x	x	x	x	x	x	x	x	x	x	x	x	x	x	x	x	x	x	x	x	x	x	x	x	x	x	x	

Event Legend

#1	03/04/2016	SMRC Spring Race Meeting	#9	21/08/2016	SMRC August Race Meeting
#2	03/04/2016	SMRC Spring Race Meeting	#10	21/08/2016	SMRC August Race Meeting
#3	01/05/2016	SMRC May Day Race Meeting	#11	27/08/2016	DDMC Battle of Britain Race Meeting
#4	01/05/2016	SMRC May Day Race Meeting	#12	27/08/2016	DDMC Battle of Britain Race Meeting
#5	29/05/2016	SMRC May Race Meeting	#13	10/09/2016	SMRC Super Touring Car Festival
#6	29/05/2016	SMRC May Race Meeting	#14	10/09/2016	SMRC Super Touring Car Festival
#7	17/07/2016	SMRC Summer Race Meeting	#15	02/10/2016	SMRC Season Finale
#8	17/07/2016	SMRC Summer Race Meeting	#16	02/10/2016	SMRC Season Finale

Championship points are unofficial and given as an indication only.

Official Championship points will be published on the SMRC website.

Race Results



Bulletin No. _____

SMRC Season Finale

Sorted on Laps

Scottish Legends Championship

Knockhill 1.267 miles

Race 11 - Heat 2

02/10/2016 15:30

Race (8 Laps) started at 15:40:09

Pos	No.	Name	Make/Model	CC	Class Code	Laps	Total Tm	Diff	Best Tm	In Lap	2nd Best
1	1	John PATERSON	Ford Coupe	1250	L	8	8:13.813		59.743	7	1:00.158
2	52	Stewart BLACK	Ford Coupe	1250	L	8	8:14.178	0.365	1:00.565	8	1:00.582
3	46	Ross McCULLOCH	Ford Coupe	1250	L R	8	8:14.855	1.042	1:00.433	7	1:00.466
4	6	David HUNTER	Ford Coupe	1250	L	8	8:15.112	1.299	1:00.050	7	1:00.696
5	17	Billy WAIT	37 Ford	1250	L	8	8:17.070	3.257	1:00.679	6	1:00.921
6	38	Pino PALAZZO	Ford Sedan	1250	L	8	8:17.221	3.408	1:00.532	6	1:00.809
7	7	Alan FREELAND	Ford Coupe	1250	LT	8	8:22.863	9.050	1:01.371	7	1:01.464
8	37	Ivor GREENWOOD	Ford Coupe	1250	L	8	8:22.929	9.116	1:01.030	7	1:01.657
9	15	Steven McGILL	Ford Coupe	1250	Guest	8	8:23.312	9.499	1:01.740	3	1:01.954
10	88	Jeff PRITCHARD	Ford Coupe	1200	L	8	8:23.856	10.043	1:01.438	8	1:01.494
11	71	Ryan McLEISH	Ford Coupe	1250	L R	8	8:24.432	10.619	1:01.691	3	1:01.706
12	4	Colin McNEILL	Ford Coupe	1250	L	8	8:33.634	19.821	1:02.774	3	1:02.819
13	85	Mark BEATY	Ford Coupe	1250	L R	8	8:33.832	20.019	1:02.625	4	1:02.689
14	33	Kieran BEATY	Ford Coupe	1250	L R	8	8:34.458	20.645	1:02.170	7	1:02.632
15	5	Michael PAXTON	Ford Coupe	1250	Guest	8	8:41.079	27.266	1:03.233	5	1:03.664
16	44	Ahmed KHADER	Ford Coupe	1250	Guest	8	8:43.637	29.824	1:03.615	3	1:03.801

Not classified

DNF 8 Jordan HODGSON Ford Coupe 1250 Guest 4.075 DNF 0

Margin of Victory	Avg. Speed	Best Lap Tm	Best Speed	Best Lap by
0.365	73.888	59.743	76.341	1 - John PATERSON

Clerk of the Course.

Orbits

Sig : Time :
Chief Timekeeper : Ian Sharp (SMART Timing)

Results available at www.mylaps.com and www.smart-timing.co.uk

Printed: 03/10/2016 18:24:05





SMRC Season Finale

Scottish Legends Championship

Knockhill 1.267 miles

Race 11 - Heat 2

02/10/2016 15:30

Race (8 Laps) started at 15:40:09

Lap	Time of Day	Lap Tm	S1	S2	S3	S3Spd	SFSpd	Lap	Time of Day	Lap Tm	S1	S2	S3	S3Spd	SFSpd
(1) John PATERSON								(15) Steven McGILL							
1	15:41:14.666	1:05.203	24.170	22.911	18.122	99.419	88.068	1	15:41:17.654	1:06.300	24.513	22.990	18.797	102.454	89.957
2	15:42:15.417	1:00.751	19.884	22.623	18.244	99.419	88.299	2	15:42:19.715	1:02.061	20.865	22.857	18.339	100.762	89.596
3	15:43:16.349	1:00.932	19.892	22.696	18.344	99.125	88.649	3	15:43:21.455	1:01.740	20.189	23.019	18.532	102.298	90.198
4	15:44:16.960	1:00.611	19.699	22.553	18.359	99.272	87.837	4	15:44:23.870	1:02.415	20.442	23.439	18.534	99.419	89.239
5	15:45:22.773	1:05.813	24.984	22.909	17.920	101.832	91.928	5	15:45:25.977	1:02.107	20.552	22.894	18.661	101.066	90.320
6	15:46:22.931	1:00.158	20.058	22.238	17.862	100.762	89.002	6	15:46:28.453	1:02.476	20.876	23.077	18.523	101.678	88.416
7	15:47:22.674	59.743	19.599	22.354	17.790	101.218	88.767	7	15:47:30.510	1:02.057	20.487	23.003	18.567	99.419	87.608
8	15:48:22.965	1:00.291	19.779	22.441	18.071	99.125	87.952	8	15:48:32.464	1:01.954	23.200	23.200	18.759	100.011	88.532
(52) Stewart BLACK								(88) Jeff PRITCHARD							
1	15:41:16.861	1:06.902	25.077	23.003	18.822	100.611	89.957	1	15:41:16.455	1:06.923	24.495	23.581	18.847	101.066	
2	15:42:18.107	1:01.246	20.552	22.799	17.895	102.768	90.686	2	15:42:18.947	1:02.492	20.417	23.156	18.919	101.066	89.002
3	15:43:19.566	1:01.459	20.595	22.790	18.074	99.863	87.494	3	15:43:21.126	1:02.179	20.443	23.334	18.402	99.566	
4	15:44:20.409	1:00.843	19.703	22.961	18.179	98.254	88.068	4	15:44:22.620	1:01.494	20.097	23.186	18.211	99.419	
5	15:45:21.098	1:00.689	19.711	22.863	18.115	96.976	87.608	5	15:45:25.913	1:03.293	20.332	24.113	18.848	100.011	
6	15:46:22.183	1:01.085	19.941	22.907	18.237	97.682	87.380	6	15:46:29.298	1:03.385	21.133	23.493	18.759	99.566	
7	15:47:22.765	1:00.582	19.840	22.728	18.014	97.399	91.055	7	15:47:31.570	1:02.272	20.147	23.720	18.405	99.566	87.494
8	15:48:23.330	1:00.565	20.009	22.535	18.021	99.566	89.002	8	15:48:33.008	1:01.438	20.136	23.097	18.205	98.688	89.477
(46) Ross McCULLOCH								(71) Ryan McLEISH							
1	15:41:16.547	1:05.973	24.795	23.043	18.135	102.298	88.884	1	15:41:18.106	1:06.855	24.901	23.139	18.815	99.419	87.040
2	15:42:17.744	1:01.197	20.564	22.768	17.865	100.011	87.952	2	15:42:20.472	1:02.366	20.989	22.900	18.477	99.125	86.927
3	15:43:19.785	1:02.041	20.808	23.316	17.917	101.524	90.077	3	15:43:22.163	1:01.691	20.174	22.963	18.554	98.979	86.590
4	15:44:21.449	1:01.664	20.192	23.144	18.328	99.863	89.239	4	15:44:23.869	1:01.706	20.024	23.077	18.605	99.272	85.925
5	15:45:22.470	1:01.021	20.202	22.636	18.183	99.566	89.120	5	15:45:26.570	1:02.701	20.875	22.893	18.933	98.688	85.925
6	15:46:23.108	1:00.638	20.012	22.523	18.103	99.714	91.303	6	15:46:29.720	1:03.150	21.009	23.619	18.522	98.543	86.479
7	15:47:23.541	1:00.433	19.779	22.565	18.089	101.832	87.608	7	15:47:31.611	1:01.891	20.019	23.305	18.567	94.919	83.989
8	15:48:24.007	1:00.466	20.002	22.607	17.857	101.371	89.477	8	15:48:33.584	1:01.973	20.366	23.147	18.460	97.824	85.270
(6) David HUNTER								(4) Colin McNEILL							
1	15:41:17.049	1:06.115	24.636	23.066	18.413	102.298	90.809	1	15:41:20.739	1:08.872	25.165	24.432	19.275	98.979	90.077
2	15:42:18.815	1:01.766	21.027	22.605	18.134	101.371	89.358	2	15:42:23.626	1:02.887	20.670	23.270	18.947	100.011	88.416
3	15:43:20.340	1:01.525	20.039	23.172	18.314	102.298	89.716	3	15:43:26.400	1:02.774	20.777	23.448	18.549	98.833	88.299
4	15:44:21.535	1:01.195	19.802	23.055	18.338	100.460	88.884	4	15:44:30.130	1:03.730	21.014	23.873	18.843	96.558	87.952
5	15:45:22.688	1:01.153	20.267	22.791	18.095	100.762	88.884	5	15:45:33.005	1:02.875	20.384	23.549	18.942	98.398	88.416
6	15:46:23.518	1:00.830	20.306	22.589	17.935	100.460	90.077	6	15:46:35.824	1:02.819	20.920	23.336	18.563	98.543	88.299
7	15:47:23.568	1:00.050	19.564	22.444	18.042	101.987	88.532	7	15:47:39.151	1:03.327	20.585	24.002	18.740	97.824	87.266
8	15:48:24.264	1:00.696	20.198	22.456	18.042	101.832	90.564	8	15:48:42.786	1:03.635	20.689	24.434	18.512	96.005	87.722
(17) Billy WAIT								(85) Mark BEATY							
1	15:41:16.198	1:06.291	24.243	23.274	18.774	97.399		1	15:41:20.964	1:08.728	25.333	24.428	18.967	97.967	89.477
2	15:42:17.964	1:01.766	20.265	22.817	18.684	97.967		2	15:42:24.301	1:03.337	20.737	23.680	18.920	98.543	87.952
3	15:43:19.643	1:01.679	19.903	23.138	18.638	96.281		3	15:43:27.917	1:03.616	20.481	23.956	19.179	96.976	86.590
4	15:44:21.807	1:02.164	20.024	23.511	18.629	96.836		4	15:44:30.542	1:02.625	20.406	23.062	19.157	96.419	88.068
5	15:45:23.664	1:01.857	20.654	23.095	18.108	101.066		5	15:45:33.231	1:02.689	20.155	23.763	18.771	98.543	89.358
6	15:46:24.343	1:00.679	19.852	22.432	18.395	102.611		6	15:46:36.942	1:03.711	21.200	23.651	18.860	97.257	88.068
7	15:47:25.301	1:00.958	19.799	22.618	18.541	98.254		7	15:47:39.858	1:02.916	20.647	23.513	18.756	96.419	87.608
8	15:48:26.222	1:00.921	19.841	22.739	18.341	101.218	86.814	8	15:48:42.984	1:03.126	20.270	24.227	18.629	97.682	88.299
(38) Pino PALAZZO								(33) Kieran BEATY							
1	15:41:16.973	1:06.347	24.250	23.328	18.769	100.762		1	15:41:21.971	1:08.524	24.557	24.952	19.015	97.682	
2	15:42:19.273	1:02.300	20.771	23.083	18.446	103.084		2	15:42:25.939	1:03.968	21.109	23.881	18.978	99.419	88.884
3	15:43:20.831	1:01.558	20.338	23.225	17.995	100.310		3	15:43:29.632	1:03.693	20.590	24.159	18.944	95.459	
4	15:44:21.640	1:00.809	19.880	22.765	18.164	100.914		4	15:44:32.419	1:02.787	20.608	23.660	18.519	97.824	
5	15:45:23.414	1:01.774	20.470	23.227	18.077	99.863		5	15:45:35.660	1:03.241	20.898	23.561	18.782	97.117	88.649
6	15:46:23.946	1:00.532	19.854	22.567	18.111	101.371		6	15:46:38.808	1:03.148	20.551	23.507	19.090	97.967	87.608
7	15:47:25.123	1:01.177	19.843	22.968	18.366	96.836		7	15:47:40.978	1:02.170	20.322	23.117	18.731	98.833	88.532
8	15:48:26.373	1:01.250	19.853	22.770	18.627	98.688	89.836	8	15:48:43.610	1:02.632	20.259	23.523	18.850	98.111	89.002
(7) Alan FREELAND								(5) Michael PAXTON							
1	15:41:18.905	1:07.023	25.009	23.430	18.584	100.611	90.809	1	15:41:23.002	1:10.030	25.800	24.554	19.676	96.697	87.266
2	15:42:20.778	1:01.873	20.500	23.231	18.142	101.066	90.320	2	15:42:27.204	1:04.202	20.844	24.045	19.313	96.281	86.035
3	15:43:22.242	1:01.464	20.366	23.017	18.081	101.066	90.809	3	15:43:30.942	1:03.738	20.857	23.879	19.002	95.053	86.035
4	15:44:23.958	1:01.716	20.417	22.843	18.456	102.298	91.552	4	15:44:34.846	1:03.904	20.895	23.947	19.062	95.459	85.925
5	15:45:25.746	1:01.788	20.193	23.025	18.570	100.914	88.068	5	15:45:38.079	1:03.233	20.533	23.662	19.038	94.518	85.815
6	15:46:27.968	1:02.222	20.921	23.176	1										



SMRC Season Finale

Scottish Legends Championship

Knockhill 1.267 miles

Race 11 - Heat 2

02/10/2016 15:30

Race (8 Laps) started at 15:40:09

Lap	Time of Day	Lap Tm	S1	S2	S3	S3Spd	SFSpd	Lap	Time of Day	Lap Tm	S1	S2	S3	S3Spd	SFSpd
7	15:47:45.834	1:04.091	20.795	24.198	19.098	93.726	83.989								
8	15:48:50.231	1:04.397	20.915	24.225	19.257	93.465	84.306								
(44) Ahmed KHADER															
1	15:41:23.697	1:09.190			19.891										
2	15:42:27.802	1:04.105			19.131	94.919									
3	15:43:31.417	1:03.615			18.941	94.919									
4	15:44:35.218	1:03.801			18.969	94.385									
5	15:45:39.093	1:03.875			19.066										
6	15:46:43.933	1:04.840			19.271	91.552									
7	15:47:48.283	1:04.350			19.235										
8	15:48:52.789	1:04.506			19.317	92.054									

Clerk of the Course.

Sig : Time :
 Chief Timekeeper : Ian Sharp (SMART Timing)

Results available at www.mylaps.com and www.smart-timing.co.uk

Printed: 03/10/2016 18:24:17

Orbits





SMRC Season Finale

Lapchart

Scottish Legends Championship

Knockhill 1.267 miles

Race 11 - Heat 2

02/10/2016 15:30

Race (8 Laps) started at 15:40:09

Competitors	Laps								
	0	1	2	3	4	5	6	7	8
John PATERSON (1)	1	1	1	1	1	52	52	1	1
Jeff PRITCHARD (88)	2	88	17	46	52	52	46	1	52
Billy WAIT (17)	3	17	88	17	17	46	6	46	46
Stewart BLACK (52)	4	52	46	52	46	6	1	6	6
Ross McCULLOCH (46)	5	46	52	6	6	38	38	38	38
Pino PALAZZO (38)	6	38	38	88	38	17	17	17	38
David HUNTER (6)	7	6	6	38	88	88	37	7	7
Ryan McLEISH (71)	8	71	15	15	15	37	7	15	37
Steven McGILL (15)	9	15	71	37	37	71	88	37	15
Colin McNEILL (4)	10	4	37	71	71	15	15	88	88
Alan FREELAND (7)	11	7	7	7	7	7	71	71	71
Mark BEATY (85)	12	85	4	4	4	4	4	4	4
Ivor GREENWOOD (37)	13	37	85	85	85	85	85	85	85
Michael PAXTON (5)	14	5	33	33	33	33	33	33	33
Jordan HODGSON (8)	15	8	5	5	5	5	5	5	5
Kieran BEATY (33)	16	33	44	44	44	44	44	44	44
Ahmed KHADER (44)	17	44							

Margin of Victory	Avg. Speed	Best Lap Tm	Best Speed	Best Lap by
0.365	73.888	59.743	76.341	1 - John PATERSON

Clerk of the Course.

Sig : Time :
 Chief Timekeeper : Ian Sharp (SMART Timing)

Results available at www.mylaps.com and www.smart-timing.co.uk

Printed: 03/10/2016 18:24:45

Orbits





Race Results



Bulletin No. _____

SMRC Season Finale

Sorted on Laps

Scottish Classics Championship

Knockhill 1.267 miles

Race 12 - 2nd Race

02/10/2016 15:50

Race (12 Laps) started at 15:57:26

Pos	No.	Name	Make/Model	CC	Class Code	Laps	Total Tm	Diff	Best Tm	In Lap	2nd Best
1	39	Harry SIMPSON	Ginetta G4R	1851	CG	12	11:50.929		57.939	8	58.019
2	77	Tommy GILMARTIN	Morgan +8	3900	CE	12	11:52.052	1.123	58.142	10	58.159
3	73	Andrew SMITH	Morgan +8	3900	Guest	12	12:07.731	16.802	59.155	4	59.367
4	49	Raymond BOYD	Porsche 911	2998	CD	12	12:08.654	17.725	59.785	7	1:00.084
5	4	Stan BERNARD	Porsche 911	2994	CD	12	12:29.711	38.782	1:01.353	11	1:01.621
6	57	Bruce MITCHELL	Lotus Europa TC	1800	CB	12	12:31.790	40.861	1:01.060	10	1:01.160
7	35	Ian BLACKLIN	Ford Capri	3000	CD	12	12:37.147	46.218	1:01.771	10	1:02.172
8	10	Andy WALKER	Mallock Type R	1600	CG	11	11:58.618	1 Lap	1:03.358	6	1:03.933
9	85	John BENNETT	Alfa Romeo Guilietta	1600	CB	11	12:00.251	1 Lap	1:03.459	7	1:03.694
10	21	Jimmy CROW	Ford Escort	2000	CB	11	12:09.153	1 Lap	1:02.665	3	1:02.769
11	22	Calum McRAE	TVR 350i	3498	Guest	10	11:53.900	2 Laps	1:07.650	9	1:09.114

Not classified

DNF	63	John KINMOND	Rover 3500	3500	CE	10	10:15.228	DNF	59.773	9	1:00.039
DNS	13	Alistair BAPTIE	Fiat X1/9	1498	CA			DNS		0	

Margin of Victory	Avg. Speed	Best Lap Tm	Best Speed	Best Lap by
1.123	76.984	57.939	78.718	39 - Harry SIMPSON

Clerk of the Course.

Orbits

Sig : Time :
Chief Timekeeper : Ian Sharp (SMART Timing)

Results available at www.mylaps.com and www.smart-timing.co.uk

Printed: 03/10/2016 18:04:49





SMRC Season Finale

Scottish Classics Championship

Knockhill 1.267 miles

Race 12 - 2nd Race

02/10/2016 15:50

Race (12 Laps) started at 15:57:26

Lap	Time of Day	Lap Tm	S1	S2	S3	S3Spd	SFSpd	Lap	Time of Day	Lap Tm	S1	S2	S3	S3Spd	SFSpd								
(39) Harry SIMPSON																							
1	15:58:31.492			23.074	17.303	108.064	93.595	3	16:00:42.291	1:02.245	20.800	23.340	18.105	102.926	93.465								
2	15:59:31.207	59.715	20.837	22.152	16.726	112.597	97.540	4	16:01:43.451	1:01.160	20.433	22.879	17.848	102.142	92.562								
3	16:00:29.226	58.019	18.966	21.957	17.096	111.846	97.682	5	16:02:45.654	1:02.203	20.539	23.454	18.210	103.084	92.562								
4	16:01:27.714	58.488	19.113	22.486	16.889	111.290	97.967	6	16:03:47.893	1:02.239	20.397	23.776	18.066	103.084	92.435								
5	16:02:26.456	58.742	19.126	22.505	17.111	110.374	97.824	7	16:04:50.210	1:02.317	20.470	23.700	18.147	102.768	92.818								
6	16:03:24.940	58.484	19.123	22.467	16.894	111.290	97.540	8	16:05:51.977	1:01.767	20.716	23.210	17.841	103.242	93.076								
7	16:04:23.273	58.333	19.674	22.019	16.640	109.653	98.254	9	16:06:53.941	1:01.964	20.917	23.260	17.787	103.721	93.335								
8	16:05:21.212	57.939	19.040	22.156	16.743	109.653	98.543	10	16:07:55.001	1:01.060	20.442	22.692	17.926	103.402	92.562								
9	16:06:19.267	58.055	18.940	22.268	16.847	109.296	97.967	11	16:08:56.462	1:01.461	20.553	22.935	17.973	103.084	92.947								
10	16:07:17.343	58.076	19.156	22.069	16.851	110.922	98.398	12	16:09:58.717	1:02.255	20.492	23.514	18.249	101.524	89.239								
11	16:08:16.069	58.726	19.236	22.450	17.040	110.012	97.257	(35) Ian BLACKLIN															
12	16:09:17.856	1:01.787	19.144	24.083	18.560	72.392	96.143	1	15:58:35.297			23.837	18.795	98.688	84.095								
(77) Tommy GILMARTIN																							
1	15:58:31.065			23.523	17.597	107.372	100.011	2	15:59:38.905	1:03.608	20.379	23.637	19.592	98.833	85.487								
2	15:59:30.272	59.207	19.592	22.459	17.156	116.304	98.833	3	16:00:41.640	1:02.735	20.448	23.638	18.649	97.824	85.162								
3	16:00:28.984	58.712	19.341	22.221	17.150	114.714	102.142	4	16:01:44.340	1:02.700	20.312	23.591	18.797	97.257	85.596								
4	16:01:27.371	58.387	19.117	22.439	16.831	113.549	101.832	5	16:02:47.239	1:02.899	20.408	24.028	18.463	97.682	85.379								
5	16:02:26.106	58.735	19.002	22.611	17.122	113.357	100.762	6	16:03:49.460	1:02.221	20.409	23.498	18.314	98.111	85.487								
6	16:03:25.162	59.056	19.201	22.449	17.406	114.129	102.298	7	16:04:51.632	1:02.172	20.216	23.487	18.469	98.543	85.487								
7	16:04:24.111	58.949	20.126	21.898	16.925	117.940	104.043	8	16:05:53.918	1:02.286	20.213	23.614	18.459	99.125	85.596								
8	16:05:22.418	58.307	18.985	22.112	17.210	117.940	104.366	9	16:06:56.345	1:02.427	20.589	23.404	18.434	99.125	85.379								
9	16:06:20.577	58.159	18.903	22.145	17.111	117.116	102.926	10	16:07:58.116	1:01.771	19.942	23.242	18.587	98.979	83.780								
10	16:07:18.719	58.142	19.096	22.020	17.026	116.912	103.402	11	16:09:00.351	1:02.235	20.145	23.581	18.509	98.543	85.925								
11	16:08:18.209	59.490	19.539	22.423	17.528	113.935	102.454	12	16:10:04.074	1:03.723	20.846	23.648	19.229	98.111	79.606								
12	16:09:18.979	1:00.770	19.223	22.818	18.729	83.467	98.688	(10) Andy WALKER															
(73) Andrew SMITH																							
1	15:58:31.709			22.908	17.892	111.290	101.987	1	15:58:39.083			24.533	19.052	96.281	84.412								
2	15:59:31.534	59.825	20.220	22.293	17.312	113.166	101.524	2	15:59:44.120	1:05.037	21.632	24.604	18.801	95.595	84.518								
3	16:00:31.198	59.664	19.460	22.497	17.707	104.856	100.460	3	16:00:48.120	1:04.000	21.156	23.971	18.873	94.651	83.467								
4	16:01:30.353	59.155	19.279	22.527	17.349	112.033	100.161	4	16:01:52.089	1:03.969	21.378	23.897	18.694	94.518	83.780								
5	16:02:29.720	59.367	19.337	22.550	17.480	111.474	100.310	5	16:02:56.022	1:03.933	21.118	24.126	18.689	94.120	83.675								
6	16:03:29.273	59.553	19.454	22.682	17.417	111.474	100.011	6	16:03:59.380	1:03.358	20.968	23.503	18.887	91.928	84.306								
7	16:04:29.037	59.764	19.599	22.645	17.520	112.976	100.011	7	16:05:04.181	1:04.801	21.224	24.638	18.939	94.518	85.162								
8	16:05:28.952	59.915	19.444	22.848	17.623	111.474	99.863	8	16:06:10.302	1:06.121	22.384	24.467	19.270	95.323	83.885								
9	16:06:28.944	59.992	19.331	22.702	17.959	111.660	98.688	9	16:07:14.939	1:04.637	21.527	24.419	18.691	94.120	83.885								
10	16:07:29.207	1:00.263	19.634	22.694	17.935	109.653	96.005	10	16:08:21.146	1:06.207	21.146	26.340	18.721	95.188	84.839								
11	16:08:29.433	1:00.226	19.444	22.796	17.986	110.739	94.785	11	16:09:25.545	1:04.399	21.440	24.293	18.966	91.802	83.467								
12	16:09:34.658	1:05.225	20.556	25.423	19.246	69.614	91.055	(85) John BENNETT															
(49) Raymond BOYD																							
1	15:58:31.377			23.010	17.848	105.184	94.120	1	15:58:39.808			25.730	20.013	92.054	81.540								
2	15:59:32.849	1:01.472	21.169	22.670	17.633	106.859	94.385	2	15:59:45.067	1:05.259	21.606	24.252	19.401	94.385	82.240								
3	16:00:32.987	1:00.138	19.740	22.552	17.846	106.351	94.120	3	16:00:49.381	1:04.314	21.105	23.794	19.415	94.919	80.755								
4	16:01:33.104	1:00.117	19.622	22.701	17.794	105.681	94.518	4	16:01:53.316	1:03.935	20.962	24.113	18.860	92.562	83.780								
5	16:02:33.285	1:00.181	19.560	22.783	17.838	104.692	94.120	5	16:02:58.094	1:04.778	20.721	23.802	20.255	93.988	80.368								
6	16:03:33.385	1:00.100	19.625	22.571	17.904	104.692	93.726	6	16:04:01.788	1:03.694	21.020	23.706	18.968	93.076	83.571								
7	16:04:33.170	59.785	19.440	22.609	17.736	103.882	93.335	7	16:05:05.247	1:03.459	20.710	23.790	18.959	93.988	84.306								
8	16:05:33.890	1:00.720	19.686	22.740	18.294	102.142	92.562	8	16:06:10.812	1:05.565	21.630	24.592	19.343	93.465	83.260								
9	16:06:34.850	1:00.960	19.692	22.883	18.385	103.084	92.435	9	16:07:15.936	1:05.124	21.232	24.747	19.145	93.465	83.054								
10	16:07:35.132	1:00.282	19.597	22.723	17.962	103.084	93.205	10	16:08:22.194	1:06.258	22.894	24.093	19.271	94.252	80.755								
11	16:08:35.497	1:00.365	19.620	22.763	17.982	103.721	92.947	11	16:09:27.178	1:04.984	21.045	24.656	19.283	92.054	83.260								
12	16:09:35.581	1:00.084	19.713	22.634	17.737	104.856	94.651	(21) Jimmy CROW															
(4) Stan BERNARD																							
1	15:58:33.645			23.992	18.014	105.020	94.785	1	15:58:38.324			25.074	19.505	96.558	82.039								
2	15:59:35.756	1:02.111	20.567	23.713	17.831	107.372	94.651	2	15:59:42.180	1:03.856	21.275	24.182	18.399	95.731	86.257								
3	16:00:37.377	1:01.621	20.381	23.319	17.921	107.030	94.120	3	16:00:44.845	1:02.665	20.189	24.096	18.380	97.967	87.494								
4	16:01:40.523	1:03.146	21.133	23.700	18.313	107.030	92.947	4	16:01:47.614	1:02.769	20.195	24.233	18.341	96.419	87.608								
5	16:02:43.156	1:02.633	20.724	23.545	18.364	103.561	92.818	5	16:02:51.400	1:03.786	20.584	24.527	18.675	96.143	83.571								
6	16:03:45.447	1:02.291	20.675	23.492	18.124	106.015	93.076	6	16:03:57.558	1:06.158	21.378	25.530	19.250	90.198	79.043								
7	16:04:47.082	1:01.635	20.477	23.147	18.011	106.859	94.252	7	16:05:03.769	1:06.211	21.157	25.654	19.400	89.239	79.230								
8	16:05:49.015	1:01.933	20.570	23.367	17.996	107.544	93.465	8	16:06:11.473	1:07.704	21.726	25.524	20.454	91.179	82.039								
9	16:06:51.331	1:02.316	20.616	23.621	18.079	106.859	92.818	9	16:07:17.211	1:05.738	21.224	25.235	19.279	91.303	77.581								
10	16:07:53.517	1:02.186	20.786	23.634	17.766	107.201	94.919	10	16:08:25.017	1:07.806	22.210	25.705	19.891	85.815	77.851								
11	16:08:54.870	1:01.353	20.333	23.256	17.764	108.064	95.459	11	16:09:36.080	1:11.063	21.561	27.862	21.640	74.399	73.502								
12	16:09:56.638	1:01.768	20.470	23.288	18.010	108.413	91.802	(22) Calum McRAE															
(57) Bruce MITCHELL																							
1	15:58:37.175			24.477	19.450	102.611	92.181	1	15:58:44.505			26.706	21.549	89.120	77.313								
2	15:59:40.046	1:02.871	21.266	23.356	18.249	103.402	91.552	2	15														



SMRC Season Finale

Scottish Classics Championship

Knockhill 1.267 miles

Race 12 - 2nd Race

02/10/2016 15:50

Race (12 Laps) started at 15:57:26

Lap	Time of Day	Lap Tm	S1	S2	S3	S3Spd	SFSpd	Lap	Time of Day	Lap Tm	S1	S2	S3	S3Spd	SFSpd
10	16:09:20.827	1:13.256	22.369	28.383	22.504	70.417	80.368								
(63) John KINMOND															
1	15:58:37.365														
2	15:59:38.139	1:00.774	20.010	22.773	18.643	107.201	95.323								
3	16:00:38.608	1:00.469	19.568	22.713	17.991	110.193	94.385								
4	16:01:39.796	1:01.188	20.231	23.487	18.188	109.832	97.117								
5	16:02:39.972	1:00.176	19.046	22.693	18.437	108.764	96.558								
6	16:03:40.224	1:00.252	19.299	22.587	18.366	110.193	94.919								
7	16:04:41.551	1:01.327	19.442	22.910	18.975	106.351	95.053								
8	16:05:42.343	1:00.792	19.797	22.770	18.225	108.588	95.459								
9	16:06:42.116	59.773	19.293	22.887	17.593	109.653	96.005								
10	16:07:42.155	1:00.039	19.245	22.959	17.835	107.890	95.323								

Clerk of the Course.

Orbits

Sig : Time :
 Chief Timekeeper : Ian Sharp (SMART Timing)
 Results available at www.mylaps.com and www.smart-timing.co.uk





SMRC Season Finale

Lapchart

Scottish Classics Championship

Knockhill 1.267 miles

Race 12 - 2nd Race

02/10/2016 15:50

Race (12 Laps) started at 15:57:26

Competitors	Laps	Laps											
		1	2	3	4	5	6	7	8	9	10	11	12
Tommy GILMARTIN (77)	1	77	77	77	77	77	39	39	39	39	39	39	39
Raymond BOYD (49)	2	49	39	39	39	39	77	77	77	77	77	77	77
Harry SIMPSON (39)	3	39	73	73	73	73	73	73	73	73	73	73	73
Andrew SMITH (73)	4	73	49	49	49	49	49	49	49	49	49	49	49
Stan BERNARD (4)	5	4	4	4	63	63	63	63	63	63	63	4	4
Ian BLACKLIN (35)	6	35	63	63	4	4	4	4	4	4	4	57	57
Bruce MITCHELL (57)	7	57	35	35	57	57	57	57	57	57	57	35	35
John KINMOND (63)	8	63	57	57	35	35	35	35	35	35	35	10	10
Jimmy CROW (21)	9	21	21	21	21	21	21	21	10	10	10	85	85
Andy WALKER (10)	10	10	10	10	10	10	10	10	85	85	85	21	21
John BENNETT (85)	11	85	85	85	85	85	85	85	21	21	21	21	21
Calum McRAE (22)	12	22	22	22	22	22	22	22	22	22	22	22	22
-	13												

Margin of Victory	Avg. Speed	Best Lap Tm	Best Speed	Best Lap by
1.123	76.984	57.939	78.718	39 - Harry SIMPSON

Clerk of the Course.

Sig : Time :
Chief Timekeeper : Ian Sharp (SMART Timing)

Results available at www.mylaps.com and www.smart-timing.co.uk

Printed: 03/10/2016 18:05:17

Orbits



Scottish Classics Championship

2016

Pos	No.	Name	Total	Diff	Gap	#1		#2		#3		#4		#5		#6		#7		#8		#9		#10		#11		#12		#13		#14		#15		#16			
						Ra	Total	Ra	Total	Ra	Total	Ra	Total	Ra	Total	Ra	Total	Ra	Total	Ra	Total	Ra	Total	Ra	Total	Ra	Total	Ra	Total	Ra	Total	Ra	Total	Ra	Total	Ra	Total	Ra	Total
1	49	Raymond BOYD	387	0	0	25	25	25	25	18	18	18	18	18	18	14	14	55	55	28	28	25	25	25	25	25	25	25	25	18	18	18	18	25	25	25	25	25	25
2	21	Jimmy CROW	366	21	21	25	25	25	25	25	25	25	25	18	18	18	18	48	48	28	28	18	18	18	18	18	18	18	18	25	25	25	25	16	16	16	16		
3	77	Tommy GILMARTIN	287	100	79	DNF	0	25	25	25	25	25	25	25	25	25	25	55	55	35	35	18	18	18	18	NS	0	NS	0	x	x	x	x	18	18	18	18		
4	17	Ian DALTRY	259	128	28	18	18	18	18	18	18	18	18	18	18	18	48	48	28	28	25	25	25	25	25	25	DNF	0	x	x	x	x	x	x	x	x	x		
5	39	Harry SIMPSON	252	135	7	18	18	18	18	18	18	18	18	18	18	x	x	x	x	18	18	18	18	18	18	18	18	18	18	18	18	18	18	18	18	18	18		
6	78	Andrew GRAHAM	240	147	12	20	20	16	16	16	16	16	16	20	20	20	20	46	46	26	26	14	14	14	14	14	14	18	18	x	x	x	x	x	x	x	x		
7	35	Ian BLACKLIN	206	181	34	x	x	x	x	x	x	x	x	x	x	x	50	50	24	24	16	16	16	16	20	20	20	20	14	14	14	14	16	16	16	16			
8	57	Bruce MITCHELL	164	223	42	x	x	x	x	16	16	16	16	NS	0	NS	0	x	x	x	x	DNF	0	14	14	14	14	14	14	20	20	20	20	25	25	25	25		
9	63	John KINMOND	162	225	2	x	x	x	x	x	x	x	16	16	16	16	50	50	30	30	x	x	x	x	18	18	14	14	18	18	DNF	0	DNF	0	DNF	0	DNF	0	
10	41	Grant ALLAN	144	243	18	16	16	16	16	14	14	14	14	14	18	18	DNF	20	NS	0	x	x	x	x	16	16	16	16	x	x	x	x	x	x	x	x	x		
11	81	James BRAID	128	259	16	16	16	16	16	x	x	x	x	x	x	x	44	44	24	24	x	x	x	x	x	x	x	x	14	14	14	14	x	x	x	x	x	x	
12	4	Stan BERNARD	120	267	8	20	20	20	20	x	x	x	x	x	x	x	x	x	x	x	20	20	20	20	DNF	0	NS	0	x	x	x	x	20	20	20	20	20	20	
13	85	John BENNETT	120	267	0	20	20	20	20	20	20	20	x	x	x	x	x	x	x	x	x	x	x	x	x	x	x	x	x	x	x	x	x	20	20	20	20		
14	13	Alistair BAPTIE	114	273	6	x	x	x	x	x	x	x	x	x	x	DNF	20	NS	0	20	20	20	20	16	16	20	20	x	x	x	x	18	18	NS	0	NS	0		
15	10	Andy WALKER	98	289	16	x	x	x	x	x	x	x	14	14	NS	0	x	x	x	x	14	14	14	14	14	14	14	14	x	x	x	x	14	14	14	14	14	14	
16	20	William CONWAY	92	295	6	x	x	x	x	x	x	x	x	x	x	x	x	x	x	14	14	16	16	14	14	16	16	14	14	18	18	x	x	x	x	x	x		
17	51	Alex MONTGOMERY	85	302	7	25	25	20	20	20	20	20	x	x	x	x	x	x	x	x	x	x	x	x	x	x	x	x	x	x	x	x	x	x	x	x	x		
18	232	Scott BRENNAN	68	319	17	x	x	x	x	x	x	x	x	x	x	44	44	24	24	x	x	x	x	x	x	x	x	x	x	x	x	x	x	x	x	x	x		
19	27	Mario FERRARI	63	324	5	x	x	x	x	x	x	x	x	x	x	x	x	x	x	x	x	x	x	20	20	25	25	18	18	DNF	0	x	x	x	x	x	x		
20	8	Max HORNE	56	331	7	14	14	14	14	14	14	14	x	x	x	x	x	x	x	x	x	x	x	x	x	x	x	x	x	x	x	x	x	x	x	x			
21	3	Alistair BAPTIE	32	355	24	x	x	x	x	x	x	x	x	x	x	x	x	x	x	x	x	x	x	x	x	x	x	14	14	18	18	x	x	x	x	x	x		
22	6	George LEITCH	32	355	0	x	x	x	x	x	x	x	x	x	x	x	x	x	x	x	x	x	x	x	x	x	x	16	16	16	16	x	x	x	x	x	x		
23	54	Howard GORDON	16	371	16	x	x	x	x	x	x	x	x	x	x	x	x	x	x	16	16		0	x	x	x	x	x	x	x	x	x	x	x	x	x			
24	73	Andrew SMITH	0	387	16	x	x	x	x	x	x	x	x	x	x	x	x	x	x	x	x	x	x	x	x	x	x	x	x	x	x	0	0	0	0	0	0		
25	85	Drummond BONE	0	387	0	x	x	x	x	x	x	x	x	x	x	x	x	x	x	x	x	x	x	0	0	DNF	0	x	x	x	x	x	x	x	x	x			
26	91	Craig HOUSTON	0	387	0	x	x	x	x	x	x	x	x	x	x	x	x	x	x	x	x	x	x	0	0	0	0	x	x	x	x	x	x	x	x	x	x		
27	22	Calum McRAE	0	387	0	x	x	x	x	x	x	x	x	x	x	x	x	x	x	x	x	x	x	x	x	x	x	x	x	x	x	0	0	0	0	0	0		

Event Legend

#1	03/04/2016	SMRC Spring Race Meeting	#9	17/07/2016	SMRC Summer Race Meeting
#2	03/04/2016	SMRC Spring Race Meeting	#10	17/07/2016	SMRC Summer Race Meeting
#3	01/05/2016	SMRC May Day Race Meeting	#11	21/08/2016	SMRC August Race Meeting
#4	01/05/2016	SMRC May Day Race Meeting	#12	21/08/2016	SMRC August Race Meeting
#5	29/05/2016	SMRC May Race Meeting	#13	10/09/2016	SMRC Super Touring Car Festival
#6	29/05/2016	SMRC May Race Meeting	#14	10/09/2016	SMRC Super Touring Car Festival
#7	02/07/2016	BRSCC Donington Park	#15	02/10/2016	SMRC Season Finale
#8	02/07/2016	BRSCC Donington Park	#16	02/10/2016	SMRC Season Finale

Championship points are unofficial and given as an indication only.

Official Championship points will be published on the SMRC website.

SMRC Season Finale

Sorted on Laps

Scottish Formula Ford 1600 Championship

Knockhill 1.267 miles

Race 131- 2nd Race

02/10/2016 16:15

Race (12 Laps) started at 16:20:11

Pos	No.	Name	Make/Model	CC	Class Code	Laps	Total Tm	Diff	Best Tm	In Lap	2nd Best
1	25	Neil MacLENNAN	Ray GR14	1600	FFA	12	11:07.166		55.089	11	55.159
2	50	Jamie THORBURN	Ray GR15	1600	FFAN	12	11:12.789	5.623	55.214	7	55.328
3	8	Sebastian MELROSE	Ray GR14	1600	FFA	12	11:13.010	5.844	55.218	7	55.481
4	92	Matthew CHISHOLM	Van Diemen RF92	1600	FFB	12	11:23.670	16.504	56.142	7	56.339
5	71	Matthew COWLEY	Van Dieman JL13	1600	FFAN	12	11:23.786	16.620	56.387	8	56.421
6	3	Neil BROOME	Swift SC93C	1600	FFB	12	11:23.990	16.824	56.130	11	56.135
7	70	David THORBURN	Ray GR15	1600	FFA	12	11:26.881	19.715	56.502	3	56.585
8	77	Fraser GRAY	Ray GR14	1600	FFA	12	11:42.362	35.196	57.572	9	57.604
9	30	Steven BARLOW	Ray GR09	1600	FFA	12	11:42.886	35.720	57.674	3	57.703
10	29	Ross HOWE	Van Diemen RF99	1600	FFAN	12	11:43.362	36.196	56.695	12	56.975
Not classified											
DNS	22	Fergus MCINTYRE	Ray GR05	1600	FFA			DNS		0	

Margin of Victory	Avg. Speed	Best Lap Tm	Best Speed	Best Lap by
5.623	82.034	55.089	82.790	25 - Neil MacLENNAN

Clerk of the Course.

Orbits

Sig : Time :
Chief Timekeeper : Ian Sharp (SMART Timing)

Results available at www.mylaps.com and www.smart-timing.co.uk

Printed: 03/10/2016 18:20:50





OFFICIAL FEEDER SERIES

BEATSON'S BUILDING SUPPLIES

Lap times

Bulletin No. _____



SMRC Season Finale

Scottish Formula Ford 1600 Championship

Knockhill 1.267 miles

Race 131- 2nd Race

02/10/2016 16:15

Race (12 Laps) started at 16:20:11

Table with columns: Lap, Time of Day, Lap Tm, S1, S2, S3, S3Spd, SFSpd. Contains driver data for Neil MacLENNAN, Jamie THORBURN, Sebastian MELROSE, Matthew CHISHOLM, Matthew COWLEY, Neil BROOME, David THORBURN, Fraser GRAY, Steven BARLOW, and Ross HOWE.

Clerk of the Course.

Sig : Time : Chief Timekeeper : Ian Sharp (SMART Timing) Results available at www.mylaps.com and www.smart-timing.co.uk

Orbits



SMRC Season Finale

Lapchart

Scottish Formula Ford 1600 Championship

Knockhill 1.267 miles

Race 131- 2nd Race

02/10/2016 16:15

Race (12 Laps) started at 16:20:11

Competitors	Laps												
	1	2	3	4	5	6	7	8	9	10	11	12	
Neil MacLENNAN (25)	1	25	25	25	25	25	25	25	25	25	25	25	
Jamie THORBURN (50)	2	50	50	50	50	50	50	50	50	50	50	50	
Sebastian MELROSE (8)	3	8	8	8	8	8	8	8	8	8	8	8	
Matthew CHISHOLM (92)	4	92	92	71	71	71	71	92	92	92	92	71	92
Matthew COWLEY (71)	5	71	71	92	92	92	92	71	71	71	71	92	71
Neil BROOME (3)	6	3	3	3	3	3	3	3	3	3	3	3	3
David THORBURN (70)	7	70	70	70	70	70	70	70	70	70	70	70	70
Steven BARLOW (30)	8	30	30	30	30	30	30	30	30	77	77	77	77
Fraser GRAY (77)	9	77	77	77	77	77	77	77	77	30	30	30	30
Ross HOWE (29)	10	29	29	29	29	29	29	29	29	29	29	29	29
-	11												

Margin of Victory	Avg. Speed	Best Lap Tm	Best Speed	Best Lap by
5.623	82.034	55.089	82.790	25 - Neil MacLENNAN

Clerk of the Course.

Sig : Time :
Chief Timekeeper : Ian Sharp (SMART Timing)

Results available at www.mylaps.com and www.smart-timing.co.uk

Printed: 03/10/2016 18:21:18

Orbits



Scottish Formula Ford 1600 Championship

2016

Pos	No.	Name	Total	Diff	Gap	#1		#2		#3		#4		#5		#6		#7		#8		#9		#10		#11		#12		#13		#14		#15		
						Ra	Total	Ra	Total	Ra	Total	Ra	Total	Ra	Total	Ra	Total	Ra	Total	Ra	Total	Ra	Total	Ra	Total	Ra	Total	Ra	Total	Ra	Total	Ra	Total	Ra	Total	Ra
1	25	Neil MacLENNAN	383	0	0	20	20	26	26	25	25	26	26	26	26	26	26	26	26	26	26	26	26	26	26	26	26	26	26	26	26	26	26	26	26	
2	50	Jamie THORBURN	262	121	121	16	16	20	20	10	10	16	16	20	20	20	20	20	20	20	20	20	20	20	20	20	20	20	20	20	20	20	20	20	20	
3	8	Sebastian MELROSE	216	167	46	12	12	14	14	16	16	DNF	0	10	10	16	16	16	16	16	16	16	16	16	16	16	16	20	20	16	16	16	16	16	16	
4	71	Matthew COWLEY	202	181	14	14	14	12	12	14	14	14	14	14	14	14	14	12	12	14	14	14	14	14	14	12	12	16	16	14	14	12	12	12	12	
5	92	Matthew CHISHOLM	180	203	22	9	9	10	10	9	9	12	12	12	12	10	10	14	14	12	12	12	12	12	12	14	14	14	14	12	12	14	14	14	14	
6	70	David THORBURN	125	258	55	10	10	8	8	12	12	10	10	8	8	9	9	9	9	9	9	10	10	10	10	DNF	0	6	6	7	7	8	8	9	9	
7	3	Neil BROOME	117	266	8		0	9	9	DNF	0	9	9	9	9	DQ	0	10	10	10	10	9	9	9	9	10	10	12	12	10	10	10	10	10	10	
8	33	Jordan GRONKOWSKI	111	272	6	26	26	16	16	21	21	20	20	16	16	12	12	DNF	0	NS	0	x	x	x	x	x	x	x	x	x	x	x	x	x	x	
9	29	Ross HOWE	89	294	22	8	8	4	4	8	8	8	8	6	6	DQ	0	NS	0	3	3	7	7	6	6	7	7	9	9	8	8	9	9	6	6	
10	30	Steven BARLOW	62	321	27	6	6	5	5	x	x	x	x	5	5	NS	0	8	8	4	4	8	8	8	8	6	6	DNF	0	5	5	DNF	0	7	7	
11	77	Fraser GRAY	53	330	9	7	7	7	7	x	x	x	x	DNF	0	8	8	7	7	6	6	5	5	5	5	x	x	x	x	x	x	DNF	0	8	8	
12	27	David HOURIE	52	331	1	x	x	x	x	x	x	x	x	x	x	4	4	7	7	6	6	7	7	9	9	10	10	9	9	x	x	x	x	x	x	
13	22	Fergus MCINTYRE	51	332	1	5	5	6	6	x	x	x	x	7	7	7	7	5	5	5	5	x	x	x	x	5	5	7	7	4	4	DNF	0	NS	0	
14	16	Ivor MAIRS	44	339	7	x	x	x	x	x	x	x	x	x	x	6	6	8	8	4	4	4	4	8	8	8	8	6	6	x	x	x	x	x	x	
15	18	Alan KIRKALDY	0	383	44	x	x	x	x	x	x	x	x	x	x	x	x	x	x	x	x	x	x	x	x	x	x	x	x	x	0	0	x	x	x	x

Event Legend

#1	03/04/2016	SMRC Spring Race Meeting	#9	21/08/2016	SMRC August Race Meeting
#2	03/04/2016	SMRC Spring Race Meeting	#10	21/08/2016	SMRC August Race Meeting
#3	01/05/2016	SMRC May Day Race Meeting	#11	10/09/2016	SMRC Super Touring Car Festival
#4	01/05/2016	SMRC May Day Race Meeting	#12	10/09/2016	SMRC Super Touring Car Festival
#5	29/05/2016	SMRC May Race Meeting	#13	10/09/2016	SMRC Super Touring Car Festival
#6	29/05/2016	SMRC May Race Meeting	#14	02/10/2016	SMRC Season Finale
#7	17/07/2016	SMRC Summer Race Meeting	#15	02/10/2016	SMRC Season Finale
#8	17/07/2016	SMRC Summer Race Meeting			

Championship points are unofficial and given as an indication only.

Official Championship points will be published on the SMRC website.



SMRC Season Finale

Sorted on Laps

Scottish Fiesta Championship

Knockhill 1.267 miles

Race 14 - 2nd Race - AMENDED RESULT

02/10/2016 16:40

Race (12 Laps) started at 16:39:34

Pos	No.	Name	Make/Model	CC	Class Code	Laps	Total Tm	Diff	Best Tm	In Lap	2nd Best
1	1	Wayne MacCAULAY	Ford Fiesta ST	2000	ST	12	12:32.135		1:01.974	3	1:01.982
2	7	Kevin WHYTE	Ford Fiesta ST	2000	ST	12	12:32.643	0.508	1:02.049	2	1:02.070
3	51	Chris MILFORD	Ford Fiesta ST	2000	ST	12	12:33.689	1.554	1:02.248	4	1:02.252
4	61	Peter CRUICKSHANK	Ford Fiesta ST	2000	ST	12	12:40.653	8.518	1:02.336	4	1:02.588
5	55	Stephen WARD	Ford Fiesta ST	2000	ST	12	12:46.220	14.085	1:02.558	4	1:02.755
6	24	Steven GRAY	Ford Fiesta XR2	1600	XR	12	12:59.885	27.750	1:04.273	3	1:04.357
7	50	Jim DEANS	Ford Fiesta XR2	1600	XR	12	13:02.059	29.924	1:04.182	6	1:04.207
8	22	Gavin BUTTERWORTH	Ford Fiesta XR2	1600	XR	12	13:10.499	38.364	1:04.316	4	1:04.506
9	57	Alec TOWNLEY	Ford Fiesta XR2	1600	XRN	12	13:35.040	1:02.905	1:06.506	10	1:06.582
10	81	Graeme CUTHBERT	Ford Fiesta XR2	1600	XRN	11	12:34.555	1 Lap	1:07.434	2	1:07.535
11	28	David TAYLOR	Ford Fiesta XR2	1600	XRN	11	12:37.326	1 Lap	1:07.026	5	1:07.127
12	98	Gordon HASTON	Ford Fiesta XR2	1600	XRN	11	12:41.259	1 Lap	1:07.332	8	1:07.438
13	44	Robert KERR	Ford Fiesta XR2	1600	XRN	11	12:41.675	1 Lap	1:07.393	8	1:07.541
Not classified											
DQ	18	Barry FARQUHARSON	Ford Fiesta XR2	1600	XRN	12	13:10.489	DQ	1:04.252	7	1:04.521

Announcements

18:20 AMENDED RESULT - Car No.18 Excluded - Technical infringement.

Margin of Victory	Avg. Speed	Best Lap Tm	Best Speed	Best Lap by
0.508	72.766	1:01.974	73.593	1 - Wayne MacCAULAY

Clerk of the Course.

Orbits

 Sig : Time :
 Chief Timekeeper : Ian Sharp (SMART Timing)

 Results available at www.mylaps.com and www.smart-timing.co.uk

Printed: 03/10/2016 18:15:09





SMRC Season Finale

Scottish Fiesta Championship

Knockhill 1.267 miles

Race 14 - 2nd Race - AMENDED RESULT

02/10/2016 16:40

Race (12 Laps) started at 16:39:34

Lap	Time of Day	Lap Tm	S1	S2	S3	S3Spd	SFSpd	Lap	Time of Day	Lap Tm	S1	S2	S3	S3Spd	SFSpd
(1) Wayne MacCAULAY								(3) (50) Jim DEANS							
1	16:40:40.380			23.303	19.104	92.562	81.048	3	16:42:53.469	1:04.273	20.920	23.683	19.670	84.946	73.664
2	16:41:42.362	1:01.982	19.950	23.149	18.883	92.181	80.853	4	16:43:57.826	1:04.357	20.899	23.719	19.739	84.946	73.583
3	16:42:44.336	1:01.974	19.941	23.181	18.852	92.308	80.272	5	16:45:02.409	1:04.583	20.987	23.839	19.757	85.162	73.664
4	16:43:46.450	1:02.114	19.846	23.341	18.927	91.427	79.985	6	16:46:07.243	1:04.834	20.831	23.858	20.145	84.518	73.583
5	16:44:48.871	1:02.421	19.936	23.466	19.019	91.552	80.465	7	16:47:11.867	1:04.624	21.007	23.847	19.770	84.839	73.664
6	16:45:51.060	1:02.189	19.887	23.388	18.914	91.928	80.176	8	16:48:16.436	1:04.569	20.924	23.858	19.787	84.732	73.502
7	16:46:53.572	1:02.512	19.987	23.403	19.122	91.677	79.985	9	16:49:20.907	1:04.471	20.918	23.807	19.746	84.625	73.664
8	16:47:56.134	1:02.562	19.996	23.499	19.067	91.179	80.272	10	16:50:25.282	1:04.375	20.943	23.648	19.784	84.732	73.583
9	16:48:58.816	1:02.682	20.064	23.498	19.120	91.677	80.658	11	16:51:29.694	1:04.412	20.803	23.795	19.814	84.839	73.502
10	16:50:01.658	1:02.842	20.012	23.668	19.162	91.552	80.176	12	16:52:34.689	1:04.995	20.943	23.991	20.061	84.306	73.262
11	16:51:04.333	1:02.675	19.926	23.677	19.072	92.054	80.081	(51) Kevin WHYTE							
12	16:52:06.939	1:02.606	20.036	23.509	19.061	90.932	79.323	1	16:40:40.330			23.164	18.938	93.465	81.739
(7) Kevin WHYTE								(51) Chris MILFORD							
1	16:41:42.579	1:02.049	20.247	23.109	18.693	93.465	81.639	1	16:40:41.395				23.289	92.947	81.540
2	16:42:44.797	1:02.218	20.240	23.298	18.680	92.818	81.244	2	16:41:43.811	1:02.416	20.186	23.343	18.887	92.562	81.441
3	16:43:47.094	1:02.297	20.203	23.340	18.754	92.062	80.853	3	16:42:46.063	1:02.252	20.015	23.330	18.907	92.308	81.540
4	16:44:49.164	1:02.070	19.960	23.173	18.937	92.690	80.853	4	16:43:48.311	1:02.248	20.035	23.248	18.965	92.435	81.540
5	16:45:51.488	1:02.324	20.033	23.443	18.848	92.435	80.853	5	16:44:50.725	1:02.414	20.083	23.322	19.009	92.181	81.048
6	16:46:53.842	1:02.354	20.077	23.350	18.927	92.435	80.950	6	16:45:52.983	1:02.258	19.918	23.298	19.042	92.308	81.441
7	16:47:56.447	1:02.605	20.156	23.552	18.897	91.552	80.658	7	16:46:55.243	1:02.260	20.005	23.309	18.946	91.928	81.343
8	16:48:59.072	1:02.625	20.129	23.458	19.038	92.690	80.755	8	16:47:57.922	1:02.679	20.181	23.405	19.093	91.552	81.048
9	16:49:59.072	1:02.625	20.129	23.458	19.038	92.690	80.755	9	16:49:00.581	1:02.659	20.068	23.466	19.125	91.802	80.950
10	16:50:01.902	1:02.830	20.156	23.573	19.101	92.181	80.658	10	16:50:02.895	1:02.314	20.019	23.300	18.995	91.928	81.048
11	16:51:04.847	1:02.945	20.218	23.820	18.907	90.809	80.081	11	16:51:05.843	1:02.948	19.944	24.080	18.924	89.358	80.465
12	16:52:07.447	1:02.600	20.083	23.413	19.104	91.928	79.700	12	16:52:08.493	1:02.650	20.017	23.359	19.274	91.427	79.985
(51) Chris MILFORD								(57) Alec TOWNLEY							
1	16:40:41.395				18.916	92.947	81.540	1	16:40:50.358			25.852	20.665	82.341	72.081
2	16:41:43.811	1:02.416	20.186	23.343	18.887	92.562	81.441	2	16:41:57.853	1:07.495	22.997	24.549	19.949	84.518	73.664
3	16:42:46.063	1:02.252	20.015	23.330	18.907	92.308	81.540	3	16:43:04.924	1:07.071	21.479	25.032	20.560	84.200	73.262
4	16:43:48.311	1:02.248	20.035	23.248	18.965	92.435	81.540	4	16:44:11.886	1:06.962	22.160	24.525	20.277	83.989	73.262
5	16:44:50.725	1:02.414	20.083	23.322	19.009	92.181	81.048	5	16:45:19.262	1:07.376	21.893	25.112	20.371	83.780	72.785
6	16:45:52.983	1:02.258	19.918	23.298	19.042	92.308	81.441	6	16:46:27.162	1:07.900	22.660	24.704	20.536	83.054	72.706
7	16:46:55.243	1:02.260	20.005	23.309	18.946	91.928	81.343	7	16:47:35.101	1:07.939	21.887	25.744	20.308	82.240	73.422
8	16:47:57.922	1:02.679	20.181	23.405	19.093	91.552	81.048	8	16:48:42.866	1:07.765	22.140	25.247	20.378	83.363	72.549
9	16:49:00.581	1:02.659	20.068	23.466	19.125	91.802	80.950	9	16:49:49.905	1:07.039	21.681	24.676	20.682	83.467	71.315
10	16:50:02.895	1:02.314	20.019	23.300	18.995	91.928	81.048	10	16:50:56.411	1:06.506	21.509	24.777	20.220	83.054	73.102
11	16:51:05.843	1:02.948	19.944	24.080	18.924	89.358	80.465	11	16:52:02.993	1:06.582	21.675	24.694	20.213	83.467	73.022
12	16:52:08.493	1:02.650	20.017	23.359	19.274	91.427	79.985	12	16:53:09.844	1:06.851	21.604	25.053	20.194	83.467	72.081
(61) Peter CRUICKSHANK								(81) Graeme CUTHBERT							
1	16:40:42.464			24.029	18.860	91.928	81.343	1	16:40:48.249			25.110	20.447	83.989	72.236
2	16:41:45.741	1:03.277	20.603	23.720	18.954	91.552	80.561	2	16:41:55.683	1:07.434	22.060	25.149	20.225	83.363	72.943
3	16:42:48.329	1:02.588	20.115	23.659	18.814	91.802	80.465	3	16:43:03.616	1:07.933	22.187	25.363	20.383	83.571	72.549
4	16:43:50.665	1:02.336	20.139	23.352	18.845	91.802	80.368	4	16:44:11.505	1:07.889	22.132	25.354	20.403	83.157	72.785
5	16:44:53.346	1:02.681	20.014	23.488	19.179	91.427	79.511	5	16:45:19.040	1:07.535	22.066	25.033	20.436	82.951	72.314
6	16:45:56.321	1:02.975	20.335	23.653	18.987	91.055	79.985	6	16:46:26.833	1:07.793	22.483	24.949	20.361	83.675	72.392
7	16:46:59.862	1:03.541	20.466	23.885	19.190	90.442	80.081	7	16:47:34.864	1:08.031	21.978	25.654	20.399	80.950	72.627
8	16:48:02.905	1:03.043	20.256	23.530	19.257	90.442	79.890	8	16:48:42.878	1:08.014	22.178	25.303	20.533	82.849	73.022
9	16:49:05.747	1:02.842	20.209	23.633	19.000	90.442	80.081	9	16:49:52.342	1:09.464	23.363	25.781	20.320	84.946	73.342
10	16:50:08.503	1:02.756	20.185	23.546	19.025	90.809	79.417	10	16:51:00.249	1:07.907	22.694	24.958	20.255	83.467	72.864
11	16:51:11.946	1:03.443	20.405	23.934	19.104	89.477	79.890	11	16:52:09.359	1:09.110	21.963	25.509	21.638	78.397	73.664
12	16:52:15.457	1:03.511	20.501	23.648	19.362	91.427	79.230	(28) David TAYLOR							
(55) Stephen WARD								(28) David TAYLOR							
1	16:40:43.089			23.745	19.093	92.308	80.755	1	16:40:49.796			25.551	20.577	82.139	72.314
2	16:41:46.235	1:03.146	20.365	23.676	19.105	92.562	80.658	2	16:41:56.923	1:07.127			20.298	72.864	
3	16:42:48.990	1:02.755	20.128	23.547	19.080	93.335	80.950	3	16:43:04.546	1:07.623			20.506	73.022	
4	16:43:51.548	1:02.558	20.091	23.509	18.958	91.928	80.465	4	16:44:13.205	1:08.659	23.119	25.140	20.400	81.739	72.864
5	16:44:55.438	1:03.890	20.673	23.781	19.436	91.179	79.606	5	16:45:20.231	1:07.026			20.292	81.938	72.943
6	16:45:58.548	1:03.110	20.542	23.529	19.039	91.928	79.230	6	16:46:27.507	1:07.276			20.310	84.518	73.022
7	16:47:02.092	1:03.544	20.517	23.657	19.370	91.802	80.176	7	16:47:35.761	1:08.254			20.533	82.039	72.706
8	16:48:05.231	1:03.139	20.232	23.599	19.308	91.677	79.606	(24) Steven GR							



SMRC Season Finale

Scottish Fiesta Championship

Knockhill 1.267 miles

Race 14 - 2nd Race - AMENDED RESULT

02/10/2016 16:40

Race (12 Laps) started at 16:39:34

Lap	Time of Day	Lap Tm	S1	S2	S3	S3Spd	SFSpd	Lap	Time of Day	Lap Tm	S1	S2	S3	S3Spd	SFSpd
8	16:48:43.461	1:07.700			20.361	83.675	72.864								
9	16:49:52.126	1:08.665	22.767				72.470								
10	16:51:01.380	1:09.254					72.549								
11	16:52:12.130	1:10.750		27.485	21.492	82.951	71.089								

(98) Gordon HASTON

1	16:40:50.552			25.746	20.527	83.675	72.627
2	16:41:59.759	1:09.207	23.527	25.283	20.397	84.095	73.102
3	16:43:11.015	1:11.256	22.748	25.487	23.021	82.240	68.547
4	16:44:18.862	1:07.847	22.244	25.241	20.362	82.849	72.314
5	16:45:27.427	1:08.565	22.441	25.638	20.486	81.639	71.927
6	16:46:35.323	1:07.896	22.018	25.080	20.798	82.543	71.773
7	16:47:43.023	1:07.700	21.741	25.187	20.772	82.240	71.773
8	16:48:50.355	1:07.332	21.586	24.984	20.762	82.747	72.159
9	16:49:57.793	1:07.438	21.633	25.196	20.609	82.039	72.004
10	16:51:06.142	1:08.349	21.575	25.481	21.293	82.341	69.831
11	16:52:16.063	1:09.921	21.531	24.780	23.610	83.363	68.899

(44) Robert KERR

1	16:40:50.039			25.694	21.153	80.755	71.927
2	16:41:59.493	1:09.454	23.786	25.244	20.424	83.885	72.864
3	16:43:09.043	1:09.550	23.381	25.422	20.747	84.625	71.391
4	16:44:18.224	1:09.181	22.453	25.959	20.769	82.645	72.081
5	16:45:27.950	1:09.726	22.799	26.212	20.715	83.467	72.314
6	16:46:35.829	1:07.879	22.021	25.012	20.846	84.306	72.314
7	16:47:43.370	1:07.541	22.160	24.831	20.550	84.200	72.081
8	16:48:50.763	1:07.393	21.839	25.220	20.334	82.341	72.627
9	16:49:58.310	1:07.547	22.056	24.770	20.721	84.200	71.850
10	16:51:07.800	1:09.490	22.257	26.778	20.455	80.081	72.706
11	16:52:16.479	1:08.679	22.124	25.581	20.974	82.341	72.864

(18) Barry FARQUHARSON

1	16:40:45.135			24.097	19.715	87.608	75.572
2	16:41:50.052	1:04.917	21.043	24.004	19.870	86.590	75.148
3	16:42:54.732	1:04.680	20.765	23.966	19.949	86.146	74.897
4	16:43:59.253	1:04.521	20.836	23.888	19.797	87.040	74.564
5	16:45:05.190	1:05.937	21.809	24.288	19.840	85.487	74.564
6	16:46:09.928	1:04.738	20.688	24.026	20.024	86.035	74.897
7	16:47:14.180	1:04.252	20.691	23.816	19.745	87.494	75.064
8	16:48:19.735	1:05.555	20.734	24.907	19.914	82.645	76.000
9	16:49:24.334	1:04.599	20.702	24.133	19.764	88.183	75.317
10	16:50:28.934	1:04.600	20.852	24.028	19.720	86.590	75.317
11	16:51:37.663	1:08.729	20.674	25.737	22.318	77.491	73.422
12	16:52:45.293	1:07.630	22.367	25.010	20.253	85.162	75.742

Clerk of the Course.

Sig : Time :
Chief Timekeeper : Ian Sharp (SMART Timing)

Results available at www.mylaps.com and www.smart-timing.co.uk

Printed: 03/10/2016 18:15:25

Orbits





SMRC Season Finale

Lapchart

Scottish Fiesta Championship

Knockhill 1.267 miles

Race 14 - 2nd Race - AMENDED RESULT

02/10/2016 16:40

Race (12 Laps) started at 16:39:34

Competitors	Laps											
	1	2	3	4	5	6	7	8	9	10	11	12
Wayne MacCAULAY (1)	1	1	1	1	1	1	1	1	1	1	1	1
Kevin WHYTE (7)	2	7	7	7	7	7	7	7	7	7	7	7
Chris MILFORD (51)	3	51	51	51	51	51	51	51	51	51	51	51
Peter CRUICKSHANK (61)	4	61	61	61	61	61	61	61	61	61	61	61
Stephen WARD (55)	5	55	55	55	55	55	55	55	55	55	55	55
Steven GRAY (24)	6	24	24	24	24	24	24	24	24	24	24	24
Barry FARQUHARSON (18)	7	18	18	18	18	50	50	50	50	50	50	50
Jim DEANS (50)	8	50	50	50	50	18	18	18	22	22	18	18
Gavin BUTTERWORTH (22)	9	22	22	22	22	22	22	18	18	22	22	22
Graeme CUTHBERT (81)	10	81	81	81	81	81	81	57	57	57	57	57
David TAYLOR (28)	11	28	28	28	57	57	57	57	81	28	81	81
Robert KERR (44)	12	44	57	57	28	28	28	28	81	28	28	28
Alec TOWNLEY (57)	13	57	44	44	44	98	98	98	98	98	98	98
Gordon HASTON (98)	14	98	98	98	98	44	44	44	44	44	44	44

Margin of Victory	Avg. Speed	Best Lap Tm	Best Speed	Best Lap by
0.508	72.766	1:01.974	73.593	1 - Wayne MacCAULAY

Clerk of the Course.

Sig : Time :
 Chief Timekeeper : Ian Sharp (SMART Timing)

Results available at www.mylaps.com and www.smart-timing.co.uk

Printed: 03/10/2016 18:15:41

Orbits



SMRC Season Finale

Sorted on Laps

Celtic Speed Mini Cooper Cup

Knockhill 1.267 miles

Race 15 - 3rd Race

02/10/2016 17:00

Race (9 Laps) started at 17:13:21

Pos	No.	Name	Make/Model	CC	Class Code	Laps	Total Tm	Diff	Best Tm	In Lap	2nd Best
1	70	Oliver MORTIMER	Mini Cooper	1600	Guest	9	9:37.012		1:03.587	2	1:03.590
2	67	Mark GERAGHTY	Mini Cooper	1600	SMN	9	9:43.152	6.140	1:03.556	3	1:03.679
3	87	Paul BELL	Mini Cooper	1600	SM	9	9:43.649	6.637	1:03.541	9	1:03.890
4	75	Michael COURTS	Mini Cooper	1600	SM	9	9:43.959	6.947	1:03.440	9	1:03.688
5	33	Dylan O'DONNELL	Mini Cooper	1600	SMN	9	9:44.895	7.883	1:03.209	3	1:03.625
6	20	Kyle REID	Mini Cooper	1600	SM	9	9:45.286	8.274	1:03.064	4	1:03.591
7	4	Dominic WHEATLEY	Mini Cooper	1600	SMN	9	9:45.878	8.866	1:03.387	3	1:03.964
8	24	John DUNCAN	Mini Cooper	1600	SMN	9	9:46.130	9.118	1:03.197	3	1:03.487
9	91	Robbie DALGLEISH	Mini Cooper	1600	SMN	9	9:46.483	9.471	1:03.170	4	1:03.482
10	30	Callum DRYBURGH	Mini Cooper	1600	SM	9	9:47.030	10.018	1:03.904	4	1:03.948
11	61	Malcolm McNAB	Mini Cooper	1600	SM	9	9:50.675	13.663	1:03.433	3	1:03.717
12	98	Brandon WALSH	Mini Cooper	1600	SMN	9	9:50.754	13.742	1:03.890	8	1:04.047
13	23	Ian MUNRO	Mini Cooper	1600	SM	9	9:51.250	14.238	1:03.913	8	1:04.186
14	10	Neal ROBERTSON	Mini Cooper	1600	SMN	9	9:51.896	14.884	1:04.072	8	1:04.247
15	6	Daniel DREELAN	Mini Cooper	1600	SM	9	9:52.800	15.788	1:03.594	9	1:04.054
16	7	Jonny DREELAN	Mini Cooper	1600	SMN	9	9:53.472	16.460	1:03.783	9	1:04.318
17	12	Allan PATERSON	Mini Cooper	1600	SMN	9	9:54.457	17.445	1:04.212	9	1:04.403
18	96	Taelor SHAND	Mini Cooper	1600	SMN L	9	9:56.617	19.605	1:04.506	6	1:04.818
19	17	Fiona WALLACE	Mini Cooper	1600	Guest	9	9:58.944	21.932	1:04.783	8	1:04.895
20	50	Andrew BELL	Mini Cooper	1600	SMN	9	10:00.062	23.050	1:04.685	9	1:04.750
21	5	Des WHEATLEY	Mini Cooper	1600	SM	9	10:23.769	46.757	1:04.985	6	1:05.306
Not classified											
DNF	3	Jock BORTHWICK	Mini Cooper	1600	SM	8	8:53.676	DNF	1:03.551	3	1:03.732
DNF	11	Morgan MURRAY	Mini Cooper	1600	SM	8	8:56.281	DNF	1:03.473	7	1:03.770
DNS	89	Shane STONEY	Mini Cooper	1600	SM			DNS		0	
DNS	35	Chris BLACKHALL	Mini Cooper	1600	Guest			DNS		0	
DNS	26	William BLAKE	Mini Cooper	1600	SM			DNS		0	
DNS	9	Martin McGEOUGH	Mini Cooper	1600	SMN			DNS		0	

Announcements

Car No.61 - Racetime includes 5 second time penalty - Exceeding track limits.

Margin of Victory	Avg. Speed	Best Lap Tm	Best Speed	Best Lap by
6.140	71.138	1:03.064	72.321	20 - Kyle REID

Clerk of the Course.

Orbits

Sig : Time :

Chief Timekeeper : Ian Sharp (SMART Timing)

 Results available at www.mylaps.com and www.smart-timing.co.uk

Printed: 03/10/2016 17:50:34



SMRC Season Finale

Celtic Speed Mini Cooper Cup

Knockhill 1.267 miles

Race 15 - 3rd Race

02/10/2016 17:00

Race (9 Laps) started at 17:13:21

Lap	Time of Day	Lap Tm	S1	S2	S3	S3Spd	SFSpd	Lap	Time of Day	Lap Tm	S1	S2	S3	S3Spd	SFSpd
(70) Oliver MORTIMER								(24) John DUNCAN							
1	17:14:27.657			23.631	19.386	86.146	75.657	1	17:14:33.494			24.785	19.649	86.479	75.914
2	17:15:31.244	1:03.587	20.482	23.533	19.572	85.925	75.828	2	17:15:37.911	1:04.417	21.129	23.864	19.424	87.153	75.828
3	17:16:34.834	1:03.590	20.477	23.675	19.438	86.257	75.742	3	17:16:41.108	1:03.197	20.468	23.587	19.142	87.608	76.519
4	17:17:38.501	1:03.667	20.378	23.706	19.583	86.146	75.402	4	17:17:44.595	1:03.487	20.350	23.828	19.309	87.266	76.345
5	17:18:42.219	1:03.718	20.462	23.757	19.499	86.146	75.657	5	17:18:50.333	1:05.738	20.453	25.398	19.887	87.494	74.564
6	17:19:45.956	1:03.737	20.512	23.762	19.463	86.479	75.317	6	17:19:55.154	1:04.821	21.582	23.832	19.407	87.722	75.657
7	17:20:50.028	1:04.072	20.588	23.934	19.550	85.706	75.657	7	17:20:59.503	1:04.349	20.628	24.092	19.629	87.494	75.657
8	17:21:54.165	1:04.137	20.598	23.960	19.579	85.815	75.828	8	17:22:03.717	1:04.214	20.992	23.872	19.350	87.040	76.345
9	17:22:58.746	1:04.581	20.690	24.013	19.878	85.270	75.064	9	17:23:07.864	1:04.147	20.663	23.794	19.690	87.608	75.657
(67) Mark GERAGHTY								(91) Robbie DALGLEISH							
1	17:14:30.421			23.807	19.628	87.153	74.981	1	17:14:33.343			24.659	19.894	85.487	75.064
2	17:15:34.656	1:04.235	20.529	24.026	19.680	86.927	75.572	2	17:15:38.260	1:04.917	21.498	23.861	19.558	87.380	75.402
3	17:16:38.212	1:03.556	20.492	23.639	19.425	87.952	75.828	3	17:16:41.796	1:03.536	20.401	23.669	19.466	87.608	75.828
4	17:17:42.353	1:04.141	20.417	24.285	19.439	86.479	75.317	4	17:17:44.966	1:03.170	20.278	23.473	19.419	87.608	76.000
5	17:18:47.332	1:04.979	21.146	24.443	19.390	86.814	75.402	5	17:18:49.996	1:05.030	20.372	24.878	19.780	86.814	75.742
6	17:19:52.299	1:04.967	21.148	23.841	19.978	85.379	75.572	6	17:19:53.478	1:03.482	20.324	23.660	19.498	87.380	75.828
7	17:20:57.049	1:04.750	21.253	23.788	19.709	86.146	75.657	7	17:20:59.763	1:06.285	21.169	24.815	20.301	86.590	75.572
8	17:22:00.728	1:03.679	20.467	23.691	19.521	86.479	75.317	8	17:22:04.061	1:04.298	20.937	23.943	19.418	88.299	76.259
9	17:23:04.886	1:04.158	20.570	24.003	19.585	86.035	75.317	9	17:23:08.217	1:04.156	20.577	23.755	19.824	87.722	75.572
(87) Paul BELL								(30) Callum DRYBURGH							
1	17:14:30.674			23.773	19.374	86.702	75.317	1	17:14:33.886			24.746	19.840	84.839	74.730
2	17:15:34.863	1:04.189	20.625	23.936	19.628	85.815	76.172	2	17:15:38.784	1:04.898	21.300	24.010	19.588	86.814	75.064
3	17:16:38.753	1:03.890	20.530	23.770	19.590	86.590	75.657	3	17:16:42.732	1:03.948	20.755	23.736	19.457	86.814	75.487
4	17:17:42.750	1:03.997	20.864	23.742	19.391	87.722	76.000	4	17:17:46.636	1:03.904	20.539	23.816	19.549	86.257	75.572
5	17:18:47.650	1:04.900	20.961	24.671	19.268	87.266	76.172	5	17:18:50.976	1:04.340	20.970	23.757	19.613	86.590	75.657
6	17:19:52.497	1:04.847	21.125	23.800	19.922	86.702	74.981	6	17:19:55.483	1:04.507	21.148	23.905	19.454	86.479	75.064
7	17:20:57.704	1:05.207	21.630	24.050	19.527	86.814	75.914	7	17:21:00.482	1:04.999	20.974	24.189	19.836	86.368	75.572
8	17:22:01.842	1:04.138	20.474	24.266	19.398	86.368	75.657	8	17:22:04.553	1:04.071	20.705	23.891	19.475	87.040	75.148
9	17:23:05.383	1:03.541	20.511	23.707	19.323	86.814	76.259	9	17:23:08.764	1:04.211	20.786	23.854	19.571	86.368	75.233
(75) Michael COURTS								(61) Malcolm McNAB							
1	17:14:29.503			23.952	19.441	86.927	74.897	1	17:14:31.797			24.554	19.488	86.590	75.148
2	17:15:33.688	1:04.185	20.846	23.944	19.395	86.590	75.317	2	17:15:35.514	1:03.717	20.536	23.693	19.488	86.590	75.914
3	17:16:37.376	1:03.688	20.534	23.723	19.431	86.814	75.572	3	17:16:38.947	1:03.433	20.357	23.468	19.608	87.494	76.519
4	17:17:41.812	1:04.436	20.971	23.956	19.509	88.767	76.694	4	17:17:43.100	1:04.153	21.026	23.669	19.458	87.266	75.572
5	17:18:46.592	1:04.780	21.293	24.077	19.410	87.608	75.317	5	17:18:48.153	1:05.053	20.880	24.800	19.373	87.380	75.828
6	17:19:52.169	1:05.577	21.325	24.341	19.911	84.518	74.399	6	17:19:52.898	1:04.745	20.963	24.076	19.706	85.379	75.487
7	17:20:58.145	1:05.976	21.642	23.918	20.416	87.837	75.487	7	17:20:59.242	1:06.344	21.468	24.927	19.949	84.412	75.487
8	17:22:02.253	1:04.108	20.333	24.061	19.714	85.487	75.914	8	17:22:03.144	1:03.902	20.802	23.702	19.398	87.153	76.345
9	17:23:05.693	1:03.440	20.476	23.611	19.353	88.299	76.345	9	17:23:07.409	1:04.265	20.933	23.617	19.715	86.702	75.828
(33) Dylan O'DONNELL								(98) Brandon WALSH							
1	17:14:32.276			25.443	19.295	85.925	76.259	1	17:14:35.450			24.193	19.998	87.153	76.000
2	17:15:35.920	1:03.644	20.426	23.902	19.316	87.380	77.224	2	17:15:40.562	1:05.112	21.088	24.250	19.774	86.257	75.402
3	17:16:39.129	1:03.209	20.204	23.677	19.328	88.068	76.958	3	17:16:46.257	1:05.695	22.157	23.837	19.701	88.068	75.148
4	17:17:43.386	1:04.257	20.981	23.915	19.361	87.040	76.172	4	17:17:50.883	1:04.626	20.557	23.983	20.086	86.479	74.647
5	17:18:48.462	1:05.076	20.785	25.102	19.189	88.068	77.581	5	17:18:55.380	1:04.497	21.076	23.862	19.559	87.837	76.432
6	17:19:53.047	1:04.585	20.948	23.763	19.874	87.494	76.870	6	17:19:59.629	1:04.249	20.814	23.728	19.707	87.266	75.064
7	17:20:58.863	1:05.816	21.345	24.821	19.650	87.266	75.657	7	17:21:04.551	1:04.922	20.695	24.475	19.752	86.257	75.402
8	17:22:02.488	1:03.625	20.402	23.677	19.546	87.040	75.828	8	17:22:08.441	1:03.890	20.585	23.889	19.416	86.702	76.086
9	17:23:06.629	1:04.141	20.568	24.098	19.475	86.702	75.233	9	17:23:12.488	1:04.047	20.769	23.792	19.486	87.153	75.914
(20) Kyle REID								(23) Ian MUNRO							
1	17:14:34.497			24.415	19.763	86.368	74.813	1	17:14:37.330			25.113	19.878	86.257	74.152
2	17:15:39.609	1:05.112	21.265	24.166	19.681	86.702	74.564	2	17:15:41.588	1:04.258	20.696	23.616	19.946	88.532	75.914
3	17:16:43.692	1:04.083	20.681	23.953	19.449	87.153	75.914	3	17:16:46.842	1:05.254	21.561	24.229	19.464	88.299	76.086
4	17:17:46.756	1:03.064	20.148	23.597	19.319	87.722	76.086	4	17:17:51.028	1:04.186	20.499	23.683	20.004	87.380	75.742
5	17:18:50.347	1:03.591	20.492	23.604	19.495	88.068	75.572	5	17:18:55.591	1:04.563	21.170	23.861	19.532	88.416	76.519
6	17:19:53.962	1:03.615	20.829	23.481	19.305	88.068	75.742	6	17:19:59.957	1:04.366	20.809	23.805	19.752	86.814	75.828
7	17:20:59.006	1:05.044	20.642	24.309	20.093	85.379	73.422	7	17:21:04.800	1:04.843	20.634	24.371	19.838	86.035	75.828
8	17:22:02.740	1:03.734	20.597	23.851	19.286	86.368	76.259	8	17:22:08.713	1:03.913	20.576	23.896	19.441	87.040	76.086
9	17:23:07.020	1:04.280	20.550	24.111	19.619	85.925	68.970	9	17:23:12.984	1:04.271	20.778	23.806	19.687	87.494	75.402
(4) Dominic WHEATLEY								(10) Neal ROBERTSON							
1	17:14:29.929			24.104	19.459	88.299	76.086	1	17:14:34.132			24.786	19.832	85.815	76.259
2	17:15:34.332	1:04.403	20.553	24.387	19.463	86.368	76.259	2	17:15:39.583	1:05.451	21.411	24.304	19.736	85.815	75.657
3	17:16:37.719	1:03.387	20.621	23.593	19.173	88.416	76.519	3	17:16:44.814	1:05.231	21.264	24.058	19.909	86.590	75.487
4	17:17:41.683	1:03.964	20.613	23.892	19.459	87.494	76.000								
5	17:18:46.627	1:04.944	21.306	24.098	19.540	87.153	74.897								
6	17:19:52.230	1:05.603	21.552	24.008	20.043	84.518	75.233								

Clerk of the Course.

Orbits

Sig : Time

SMRC Season Finale

Celtic Speed Mini Cooper Cup

Race 15 - 3rd Race

Race (9 Laps) started at 17:13:21

Knockhill 1.267 miles

02/10/2016 17:00

Lap	Time of Day	Lap Tm	S1	S2	S3	S3Spd	SFSpd	Lap	Time of Day	Lap Tm	S1	S2	S3	S3Spd	SFSpd	
4	17:17:49.721	1:04.907	20.875	24.294	19.738	86.035	75.148	1	17:14:35.090			24.766	19.715	85.815	76.086	
5	17:18:55.077	1:05.356	20.601	24.871	19.884	87.380	76.345	2	17:15:40.758	1:05.668	21.294	24.308	20.066	86.479	75.402	
6	17:19:59.442	1:04.365	20.701	23.923	19.741	86.814	75.572	3	17:17:08.456	1:27.698	41.892	25.788	20.018	83.989	73.422	
7	17:21:05.311	1:05.869	21.218	24.717	19.934	86.146	75.572	4	17:18:14.836	1:06.380	21.269	25.038	20.073	84.518	73.583	
8	17:22:09.383	1:04.072	20.624	23.946	19.502	87.722	76.519	5	17:19:20.142	1:05.306	21.147	24.238	19.921	84.839	74.399	
9	17:23:13.630	1:04.247	20.379	24.186	19.682	86.590	75.828	6	17:20:25.127	1:04.985	21.055	24.077	19.853	84.946	74.564	
(6) Daniel DREELAN								(3) Jock BORTHWICK								
1	17:14:34.562			24.746	20.122	86.368	75.402	1	17:14:32.664			24.693	19.556	86.590	75.317	
2	17:15:40.160	1:05.598	21.569	24.001	20.028	87.608	75.828	2	17:15:36.502	1:03.838	20.513	23.953	19.372	87.837	76.259	
3	17:16:44.766	1:04.606	20.932	23.999	19.675	86.927	74.234	3	17:16:40.053	1:03.551	20.317	23.754	19.480	87.608	75.828	
4	17:17:50.940	1:06.174	21.061	24.995	20.118	84.946	74.234	4	17:17:43.785	1:03.732	20.438	23.800	19.494	87.952	75.742	
5	17:18:55.902	1:04.962	21.514	23.891	19.557	88.183	76.519	5	17:18:50.417	1:06.632	20.596	25.832	20.204	83.363	73.826	
6	17:20:02.296	1:06.394	20.787	23.882	21.725	87.040	75.402	6	17:19:55.044	1:04.627	21.329	23.704	19.594	86.927	74.813	
7	17:21:06.350	1:04.054	20.621	23.940	19.493	86.479	76.519	7	17:21:00.938	1:05.894	21.042	24.557	20.295	85.054	74.647	
8	17:22:10.940	1:04.590	20.921	24.085	19.584	85.925	75.572	8	17:22:15.410	1:14.472	20.927	25.853	27.692	64.095	23.713	
9	17:23:14.534	1:03.594	20.345	23.853	19.396	86.368	76.000	(11) Morgan MURRAY								
(7) Jonny DREELAN								1	17:14:36.965			24.963	19.668	86.927	76.432	
1	17:14:38.135		25.406	19.872	86.257	74.813		2	17:15:40.735	1:03.770	20.699	23.647	19.424	89.596	77.224	
2	17:15:42.948	1:04.813	20.965	23.902	19.946	87.040	75.233	3	17:16:45.436	1:04.701	21.683	23.727	19.291	88.183	77.047	
3	17:16:47.875	1:04.927	21.552	23.916	19.459	86.368	75.914	4	17:17:50.314	1:04.878	20.874	24.320	19.684	87.266	76.607	
4	17:17:52.544	1:04.669	20.880	24.128	19.661	85.379	74.981	5	17:18:54.828	1:04.514	20.328	24.800	19.386	89.477	77.047	
5	17:18:57.335	1:04.791	20.852	24.088	19.851	86.035	75.402	6	17:20:05.626	1:10.798	20.357	23.573	26.868	88.649	76.519	
6	17:20:01.653	1:04.318	20.640	23.729	19.949	86.590	75.317	7	17:21:09.099	1:03.473	20.377	23.653	19.443	88.183	77.135	
7	17:21:06.184	1:04.531	20.664	23.993	19.874	85.815	75.487	8	17:22:18.015	1:08.916	20.651	23.737	24.528	88.068	27.180	
8	17:22:11.423	1:05.239	20.891	24.230	20.118	83.989	75.572	(12) Allan PATERSON								
9	17:23:15.206	1:03.783	20.523	23.829	19.431	86.590	75.828	1	17:14:36.280				24.519	19.820	86.035	74.813
(12) Allan PATERSON								2	17:15:42.926	1:06.646	22.137	24.317	20.192	86.257	72.627	
1	17:14:36.280			24.519	19.820	86.035	74.813	3	17:16:48.835	1:05.909	22.019	24.362	19.528	86.702	74.564	
2	17:15:42.926	1:06.646	22.137	24.317	20.192	86.257	72.627	4	17:17:53.458	1:04.623	20.873	24.001	19.749	85.815	74.234	
3	17:16:48.835	1:05.909	22.019	24.362	19.528	86.702	74.564	5	17:18:57.861	1:04.403	20.791	23.976	19.636	86.479	74.234	
4	17:17:53.458	1:04.623	20.873	24.001	19.749	85.815	74.234	6	17:20:02.317	1:04.456	20.706	23.678	20.072	86.590	72.627	
5	17:18:57.861	1:04.403	20.791	23.976	19.636	86.479	74.234	7	17:21:07.532	1:05.215	21.349	24.244	19.622	85.706	74.070	
6	17:20:02.317	1:04.456	20.706	23.678	20.072	86.590	72.627	8	17:22:11.979	1:04.447	20.759	23.962	19.726	86.257	74.152	
7	17:21:07.532	1:05.215	21.349	24.244	19.622	85.706	74.070	9	17:23:16.191	1:04.212	20.740	23.979	19.493	86.257	74.813	
8	17:22:11.979	1:04.447	20.759	23.962	19.726	86.257	74.152	(96) Taelor SHAND								
9	17:23:16.191	1:04.212	20.740	23.979	19.493	86.257	74.813	1	17:14:35.318				25.136	20.178	85.706	75.572
(96) Taelor SHAND								2	17:15:41.195	1:05.877	21.459	24.254	20.164	86.814	74.647	
1	17:14:35.318			25.136	20.178	85.706	75.572	3	17:16:47.565	1:06.370	21.591	24.411	20.368	86.702	70.196	
2	17:15:41.195	1:05.877	21.459	24.254	20.164	86.814	74.647	4	17:17:53.704	1:06.139	21.381	24.698	20.060	84.095	74.316	
3	17:16:47.565	1:06.370	21.591	24.411	20.368	86.702	70.196	5	17:18:58.684	1:04.980	20.978	24.146	19.856	86.590	74.316	
4	17:17:53.704	1:06.139	21.381	24.698	20.060	84.095	74.316	6	17:20:03.190	1:04.506	20.767	23.999	19.740	85.596	74.730	
5	17:18:58.684	1:04.980	20.978	24.146	19.856	86.590	74.316	7	17:21:08.008	1:04.818	20.657	24.382	19.779	86.257	75.317	
6	17:20:03.190	1:04.506	20.767	23.999	19.740	85.596	74.730	8	17:22:13.254	1:05.246	21.214	24.209	19.823	84.946	74.481	
7	17:21:08.008	1:04.818	20.657	24.382	19.779	86.257	75.317	9	17:23:18.351	1:05.097	20.815	24.198	20.084	85.925	73.102	
8	17:22:13.254	1:05.246	21.214	24.209	19.823	84.946	74.481	(17) Fiona WALLACE								
9	17:23:18.351	1:05.097	20.815	24.198	20.084	85.925	73.102	1	17:14:39.380				25.975	20.007	85.706	74.813
(17) Fiona WALLACE								2	17:15:45.028	1:05.648	21.303	24.742	19.603	86.479	75.233	
1	17:14:39.380			25.975	20.007	85.706	74.813	3	17:16:50.549	1:05.521	21.131	24.666	19.724	87.040	75.317	
2	17:15:45.028	1:05.648	21.303	24.742	19.603	86.479	75.233	4	17:17:55.558	1:05.009	21.123	24.377	19.509	86.927	75.657	
3	17:16:50.549	1:05.521	21.131	24.666	19.724	87.040	75.317	5	17:19:00.664	1:05.106	21.078	24.372	19.656	87.153	75.317	
4	17:17:55.558	1:05.009	21.123	24.377	19.509	86.927	75.657	6	17:20:05.986	1:05.322	20.985	24.319	20.018	87.040	75.657	
5	17:19:00.664	1:05.106	21.078	24.372	19.656	87.153	75.317	7	17:21:10.881	1:04.895	20.971	24.353	19.571	86.590	75.914	
6	17:20:05.986	1:05.322	20.985	24.319	20.018	87.040	75.657	8	17:22:15.664	1:04.783	20.881	24.360	19.542	86.814	75.317	
7	17:21:10.881	1:04.895	20.971	24.353	19.571	86.590	75.914	9	17:23:20.678	1:05.014	21.110	24.366	19.538	86.927	75.828	
8	17:22:15.664	1:04.783	20.881	24.360	19.542	86.814	75.317	(50) Andrew BELL								
9	17:23:20.678	1:05.014	21.110	24.366	19.538	86.927	75.828	1	17:14:39.985				27.698	20.135	85.054	74.981
(50) Andrew BELL								2	17:15:45.850	1:05.865	21.523	24.420	19.922	86.146	75.317	
1	17:14:39.985			27.698	20.135	85.054	74.981	3	17:16:51.244	1:05.394	20.961	24.582	19.851	86.479	75.402	
2	17:15:45.850	1:05.865	21.523	24.420	19.922	86.146	75.317	4	17:17:56.622	1:05.378	21.088	24.337	19.953	86.146	75.402	
3	17:16:51.244	1:05.394	20.961	24.582	19.851	86.479	75.402	5	17:19:01.372	1:04.750	20.89					

SMRC Season Finale

Lapchart


Celtic Speed Mini Cooper Cup

Knockhill 1.267 miles

Race 15 - 3rd Race

02/10/2016 17:00

Race (9 Laps) started at 17:13:21



Competitors	Laps								
	1	2	3	4	5	6	7	8	9
Oliver MORTIMER (70)	1	70	70	70	70	70	70	70	70
Michael COURTS (75)	2	75	75	75	4	75	75	67	67
Dominic WHEATLEY (4)	3	4	4	4	75	4	4	4	87
Mark GERAGHTY (67)	4	67	67	67	67	67	67	87	75
Paul BELL (87)	5	87	87	87	87	87	87	75	33
Malcolm McNAB (61)	6	61	61	61	61	61	61	33	4
Dylan O'DONNELL (33)	7	33	33	33	33	33	33	20	20
Jock BORTHWICK (3)	8	3	3	3	3	91	91	61	61
Robbie DALGLEISH (91)	9	91	24	24	24	24	20	24	24
John DUNCAN (24)	10	24	91	91	91	20	3	91	91
Callum DRYBURGH (30)	11	30	30	30	30	3	24	30	30
Neal ROBERTSON (10)	12	10	10	20	20	30	30	3	98
Kyle REID (20)	13	20	20	6	10	11	10	98	23
Daniel DREELAN (6)	14	6	6	10	11	10	98	23	10
Des WHEATLEY (5)	15	5	98	11	98	98	23	10	6
Taelor SHAND (96)	16	96	11	98	6	23	7	7	7
Brandon WALSH (98)	17	98	5	23	23	6	6	6	12
Allan PATERSON (12)	18	12	96	96	7	7	12	12	96
Morgan MURRAY (11)	19	11	23	7	12	12	96	96	3
Ian MUNRO (23)	20	23	12	12	96	96	11	11	17
Jonny DREELAN (7)	21	7	7	17	17	17	17	17	50
Fiona WALLACE (17)	22	17	17	50	50	50	50	50	11
Andrew BELL (50)	23	50	50	5	5	5	5	5	5
-	24								
-	25								
-	26								
-	27								

Margin of Victory	Avg. Speed	Best Lap Tm	Best Speed	Best Lap by
6.140	71.138	1:03.064	72.321	20 - Kyle REID

Clerk of the Course.

Orbits

 Sig : Time :
 Chief Timekeeper : Ian Sharp (SMART Timing)

 Results available at www.mylaps.com and www.smart-timing.co.uk

Printed: 03/10/2016 17:50:45



Celtic Speed Mini Cooper Cup

2016

Pos	No.	Name	Total	Diff	Gap	#1		#2		#3		#4		#5		#6		#7		#8		#9		#10		#11		#12		#13		#14		#15		#16				
						Ra	Total	Ra	Total	Ra	Total	Ra	Total	Ra	Total	Ra	Total	Ra	Total	Ra	Total	Ra	Total	Ra	Total	Ra	Total	Ra	Total	Ra	Total	Ra	Total	Ra	Total	Ra	Total	Ra	Total	
1	87	Paul BELL	335	0	0	14	14	16	16	14	14	0	0	5	5	9	9	16	16	20	20	16	16	44	44	26	26	16	16	0	0	3	3	14	14	20	20	10	10	
2	23	Ian MUNRO	320	15	15	20	20	25	25	8	8	9	9	10	10	0	0	20	20	0	0	3	3	33	33	17	17	25	25	25	25	12	12	20	20	25	25	8	8	
3	61	Malcolm McNAB	306	29	14	0	0	8	8	10	10	20	20	16	16	20	20	DNF	0	7	7	12	12	46	46	30	30	12	12	DNF	0	2	2	12	12	8	8			
4	11	Morgan MURRAY	299	36	7	9	9	DNF	0	5	5	10	10	20	20	14	14	25	25	25	25	DNF	0	35	35	19	19	DNF	0	DNF	0	7	7	16	16	16	16	12	12	
5	33	Dylan O'DONNELL	264	71	35	10	10	9	9	20	20	0	0	6	6	4	4	12	12	12	12	20	20	38	38	18	18	14	14	20	20	16	16	0	0	5	5	6	6	
6	91	Robbie DALGLEISH	229	106	35	0	0	DQ	0	0	0	12	12	12	12	16	16	14	14	16	16	10	10	40	40	24	24	10	10	DNF	0	NS	0	7	7	12	12	14	14	
7	20	Kyle REID	212	123	17	x	x	x	x	x	x	25	25	25	25	25	25	x	x	x	x	x	x	55	55	20	20	x	x	x	x	x	x	25	25	DNF	0	NS	0	
8	24	John DUNCAN	210	125	2	4	4	3	3	3	3	2	2	DNF	0	NS	0	4	4	0	0	4	4	39	39	22	22	6	6	16	16	14	14	4	4	10	10	16	16	
9	4	Dominic WHEATLEY	207	128	3	8	8	20	20	12	12	8	8	9	9	DNF	0	5	5	6	6	8	8	50	50	DNF	0	8	8	10	10	10	10	10	10	4	4	5	5	
10	8	Hannah CHAPMAN	199	136	8	25	25	DNF	0	0	0	16	16	14	14	8	8	10	10	8	8	25	25	36	36	DNF	0	20	20	0	0	5	5	9	9	14	14	9	9	
11	89	Shane STONEY	179	156	20	x	x	x	x	x	x	x	x	x	x	x	x	x	x	x	x	x	x	42	42	35	35	9	9	12	12	25	25	6	6	9	9	25	25	
12	67	Mark GERAGHTY	168	167	11	7	7	DNF	0	4	4	5	5	4	4	6	6	0	0	10	10	9	9	x	x	x	x	4	4	6	6	9	9	5	5	2	2	4	4	
13	98	Brandon WALSH	144	191	24	6	6	12	12	9	9	6	6	8	8	7	7	7	7	9	9	14	14	31	31	11	11	0	0	5	5	8	8	0	0	0	0	0	0	
14	3	Jock BORTHWICK	138	197	6	12	12	10	10	16	16	DNF	0	7	7	10	10	9	9	0	0	5	5	37	37	DNF	0	0	0	3	3	1	1	x	x	x	x	1	1	
15	26	William BLAKE	129	206	9	3	3	14	14	25	25	0	0	2	2	12	12	6	6	14	14	6	6	DQ	20	10	10	0	0	8	8	0	0	NS	0	0	0	DNF	0	
16	30	Callum DRYBURGH	107	228	22	0	0	4	4	2	2	0	0	0	0	2	2	2	2	3	3	0	0	30	30	10	10	5	5	9	9	0	0	3	3	3	3	0	0	
17	75	Michael COURTS	103	232	4	x	x	x	x	x	x	x	x	x	x	x	x	x	x	x	x	x	x	x	x	x	x	x	7	7	14	14	20	20	1	1	6	6		
18	5	Des WHEATLEY	100	235	3	16	16	DNF	0	0	0	4	4	DNF	0	3	3	8	8	DNF	0	1	1	30	30	10	10	2	2	7	7	6	6	2	2	0	0	1	1	
19	6	Daniel DREELAN	82	253	18	5	5	7	7	7	7	3	3	0	0	0	0	3	3	0	0	0	0	30	30	13	13	0	0	2	2	0	0	0	0	0	0	0	0	
20	29	Chris REID	71	264	11	x	x	x	x	x	x	14	14	1	1	DNF	0	x	x	x	x	x	x	DNF	20	14	14	x	x	x	x	x	x	8	8	7	7	7	7	
21	47	Reis ROBERTSON	71	264	0	DNF	0	5	5	6	6	1	1	3	3	5	5	DNF	0	4	4	7	7	30	30	10	10	0	0	0	0	NS	0	DNF	0	0	0	0	0	
22	10	Neal ROBERTSON	59	276	12	x	x	x	x	x	x	0	0	0	0	0	0	0	0	2	2	0	0	30	30	15	15	1	1	DNF	0	0	0	DNF	0	0	0	0	0	0
23	7	Jonny DREELAN	59	276	0	0	0	6	6	0	0	0	0	0	0	0	0	DNF	0	0	0	0	0	30	30	10	10	3	3	4	4	0	0	DNF	0	0	0	0	0	
24	38	Scott FORBES	57	278	2	x	x	x	x	x	x	7	7	DQ	0	0	0	x	x	x	x	x	x	34	34	16	16	x	x	x	x	x	x	x	x	x	x	1	1	
25	51	Chris MILFORD	52	283	5	2	2	DNF	0	1	1	0	0	0	0	1	1	DNF	0	0	0	NS	0	30	30	10	10	0	0	0	0	4	4	0	0	1	1	3	3	
26	9	Martin McGEOUGH	49	286	3	x	x	x	x	x	x	0	0	0	0	0	0	DNF	0	0	0	0	0	32	32	12	12	0	0	0	0	0	0	0	0	0	0	0	0	
27	96	Taelor SHAND	41	294	8	1	1	2	2	0	0	0	0	0	0	0	0	0	0	1	1	0	0	30	30	DNF	0	0	0	0	0	0	0	0	DNF	0	0	0	0	0
28	52	Simon HOLDERNESS	40	295	1	x	x	x	x	x	x	x	x	x	x	x	x	0	0	0	0	0	0	30	30	10	10	0	0	0	0	0	0	0	0	0	0	0	0	
29	50	Andrew BELL	40	295	0	0	0	0	0	0	0	DNF	0	0	0	0	0	0	0	0	0	0	0	30	30	10	10	0	0	0	0	0	0	0	0	0	0	0	0	
30	12	Allan PATERSON	16	319	24	0	0	1	1	0	0	0	0	0	0	0	0	1	1	5	5	2	2	x	x	x	x	0	0	1	1	0	0	0	0	NS	0	0	0	
31	99	Max COATES	0	335	16	x	x	x	x	x	x	x	x	x	x	x	x	x	x	x	x	x	x	x	x	x	x	x	x	x	x	x	x	x	0	0	x	x		
32	34	Craig BLAKE	0	335	0	x	x	x	x	x	x	x	x	x	x	x	x	x	x	x	x	x	x	x	x	x	x	x	x	x	x	x	x	x	0	0	x	x		

Event Legend

#1	03/04/2016	SMRC Spring Race Meeting	#13	17/07/2016	SMRC Summer Race Meeting
#2	03/04/2016	SMRC Spring Race Meeting	#14	17/07/2016	SMRC Summer Race Meeting
#3	03/04/2016	SMRC Spring Race Meeting	#15	21/08/2016	SMRC August Race Meeting
#4	01/05/2016	SMRC May Day Race Meeting	#16	21/08/2016	SMRC August Race Meeting
#5	01/05/2016	SMRC May Day Race Meeting	#17	21/08/2016	SMRC August Race Meeting
#6	01/05/2016	SMRC May Day Race Meeting	#18	10/09/2016	SMRC Super Touring Car Festival

#7	29/05/2016	SMRC May Race Meeting	#19	10/09/2016	SMRC Super Touring Car Festival
#8	29/05/2016	SMRC May Race Meeting	#20	10/09/2016	SMRC Super Touring Car Festival
#9	29/05/2016	SMRC May Race Meeting	#21	02/10/2016	SMRC Season Finale
#10	18/06/2016	BARC Donington Park	#22	02/10/2016	SMRC Season Finale
#11	18/06/2016	BARC Donington Park	#23	02/10/2016	SMRC Season Finale
#12	17/07/2016	SMRC Summer Race Meeting			

Championship points are unofficial and given as an indication only.

Official Championship points will be published on the SMRC website.

	#17		#18		#19		#20		#21		#22		#23	
	Ra	Total	Ra	Total	Ra	Total	Ra	Total	Ra	Total	Ra	Total	Ra	Total
D	10	16	16	16	16	16	10	10	14	14	16	16	20	20
B	8	20	20	20	20	DNF	0	16	16	DNF	0	4	4	
D	20	10	10	12	12	20	20	10	10	25	25	6	6	
2	12	25	25	25	25	16	16	20	20	DQ	0	DNF	0	
6	6	9	9	7	7	8	8	7	7	9	9	14	14	
4	14	7	7	9	9	12	12	DNF	0	6	6	8	8	
S	0	x	x	x	x	x	x	25	25	DNF	0	12	12	
6	16	14	14	10	10	25	25	DNF	0	5	5	9	9	
5	5	0	0	DNF	0	7	7	5	5	12	12	10	10	
9	9	DNF	0	0	0	NS	0	x	x	x	x	x	x	
5	25	x	x	x	x	x	x	6	6	10	10	NS	0	
4	4	12	12	14	14	14	14	8	8	20	20	25	25	
2	2	2	2	0	0	DNF	0	2	2	0	0	5	5	
x	x	5	5	6	6	DNF	0	9	9	8	8	DNF	0	
F	0	0	0	3	3	6	6	DNF	0	NS	0	NS	0	
D	0	8	8	8	8	DNF	0	4	4	7	7	7	7	
	0	DNF	0	4	4	9	9	12	12	14	14	16	16	
1	1	6	6	NS	0	3	3	1	1	0	0	0	0	
	0	1	1	5	5	DNF	0	0	0	4	4	2	2	
7	7	x	x	x	x	x	x	x	x	x	x	x	x	
D	0	x	x	x	x	x	x	x	x	x	x	x	x	
D	0	0	0	1	1	4	4	0	0	3	3	3	3	
D	0	3	3	2	2	0	0	0	0	0	0	1	1	
x	x	x	x	x	x	x	x	x	x	x	x	x	x	
B	3	x	x	x	x	x	x	x	x	x	x	x	x	
	0	4	4	0	0	1	1	DNF	0	NS	0	NS	0	
D	0	0	0	0	0	5	5	0	0	2	2	0	0	
S	0	x	x	x	x	x	x	x	x	x	x	x	x	
	0	x	x	x	x	x	x	0	0	0	0	0	0	
D	0	0	0	0	0	2	2	3	3	1	1	0	0	
x	x	x	x	x	x	x	x	x	x	x	x	x	x	
x	x	x	x	x	x	x	x	x	x	x	x	x	x	



SMRC Season Finale

Sorted on Laps

Scottish Legends Championship

Knockhill 1.267 miles

Race 16 - Final

02/10/2016 17:20

Race (11 Laps) started at 17:33:47

Pos	No.	Name	Make/Model	CC	Class Code	Laps	Total Tm	Diff	Best Tm	In Lap	2nd Best
1	1	John PATERSON	Ford Coupe	1250	L	11	12:26.168		59.607	4	59.936
2	6	David HUNTER	Ford Coupe	1250	L	11	12:26.238	0.070	59.768	2	59.811
3	46	Ross McCULLOCH	Ford Coupe	1250	L R	11	12:28.416	2.248	1:00.149	10	1:00.409
4	71	Ryan McLEISH	Ford Coupe	1250	L R	11	12:32.420	6.252	1:01.138	4	1:01.395
5	38	Pino PALAZZO	Ford Sedan	1250	L	11	12:33.022	6.854	1:00.715	10	1:01.224
6	17	Billy WAIT	37 Ford	1250	L	11	12:33.505	7.337	1:00.863	10	1:01.044
7	7	Alan FREELAND	Ford Coupe	1250	LT	11	12:33.633	7.465	1:01.095	10	1:01.675
8	88	Jeff PRITCHARD	Ford Coupe	1200	L	11	12:36.156	9.988	1:01.916	2	1:01.929
9	85	Mark BEATY	Ford Coupe	1250	L R	11	12:36.195	10.027	1:02.142	3	1:02.246
10	4	Colin McNEILL	Ford Coupe	1250	L	11	12:38.746	12.578	1:01.860	10	1:02.194
11	8	Jordan HODGSON	Ford Coupe	1250	Guest	11	12:41.243	15.075	1:02.220	6	1:02.278
12	5	Michael PAXTON	Ford Coupe	1250	Guest	11	12:43.826	17.658	1:03.209	10	1:03.726
13	33	Kieran BEATY	Ford Coupe	1250	L R	11	12:45.466	19.298	1:03.211	4	1:03.473
14	44	Ahmed KHADER	Ford Coupe	1250	Guest	11	12:47.136	20.968	1:03.523	4	1:03.671
15	15	Steven McGILL	Ford Coupe	1250	Guest	11	12:53.034	26.866	1:00.714	5	1:00.859

Not classified

DNF	37	Ivor GREENWOOD	Ford Coupe	1250	L	9	11:51.451	DNF	1:00.778	3	1:01.320
DNF	52	Stewart BLACK	Ford Coupe	1250	L	6	6:33.120	DNF	1:00.877	5	1:01.168

Announcements

Race distance increased to 11 Laps - 1 Lap completed behind the Safety Car.
 AMENDED RESULT - Car No.17 - Racetime includes 2.655 time penalty.

Margin of Victory	Avg. Speed	Best Lap Tm	Best Speed	Best Lap by
0.070	67.236	59.607	76.515	1 - John PATERSON

Clerk of the Course.

Orbits

Sig : Time :
 Chief Timekeeper : Ian Sharp (SMART Timing)

 Results available at www.mylaps.com and www.smart-timing.co.uk

Printed: 03/10/2016 18:25:00





SMRC Season Finale

Scottish Legends Championship

Knockhill 1.267 miles

Race 16 - Final

02/10/2016 17:20

Race (11 Laps) started at 17:33:47

Lap	Time of Day	Lap Tm	S1	S2	S3	S3Spd	SFSpd	Lap	Time of Day	Lap Tm	S1	S2	S3	S3Spd	SFSpd
(1) John PATERSON								8 17:43:17.180 2:05.508 48.972 56.873 19.663 79.890 87.494							
1	17:34:56.010	1:05.315	23.066	23.861	18.388	98.398	90.198	9	17:44:19.030	1:01.850	20.014	23.398	18.438	97.967	87.380
2	17:35:56.038	1:00.028	19.430	22.569	18.029	99.714	90.198	10	17:45:19.893	1:00.863	19.737	22.734	18.392	99.566	87.837
3	17:36:56.151	1:00.113	19.612	22.593	17.908	99.419	89.957	11	17:46:21.445	1:01.552	19.795	22.978	18.779	100.460	85.162
4	17:37:55.758	59.607	19.318	22.352	17.937	100.914	89.836	(7) Alan FREELAND							
5	17:38:55.694	59.936	19.471	22.323	18.142	101.678	89.358	1	17:34:56.886	1:07.047	24.484	23.949	18.614	101.987	90.809
6	17:39:56.048	1:00.354	20.116	22.316	17.922	101.066	89.477	2	17:35:59.133	1:02.247	20.259	23.531	18.457	99.125	89.239
7	17:41:04.569	1:08.521	20.031	22.689	25.801	94.385	46.122	3	17:37:01.003	1:01.870	20.509	23.172	18.189	100.460	90.320
8	17:43:12.108	2:07.539	49.886	58.883	18.770	76.345	88.068	4	17:38:02.680	1:01.677	20.233	22.930	18.514	99.566	91.303
9	17:44:12.967	1:00.859	19.823	22.909	18.127	98.543	88.532	5	17:39:04.355	1:01.675	20.135	23.198	18.342	100.914	91.427
10	17:45:13.163	1:00.196	19.603	22.428	18.165	98.688	88.884	6	17:40:06.398	1:02.043	20.621	23.070	18.352	99.272	88.299
11	17:46:14.108	1:00.945	20.022	22.952	17.971	97.824	89.002	7	17:41:09.105	1:02.707	20.324	22.891	19.492	98.688	64.341
(6) David HUNTER								8	17:43:15.730	2:06.625	49.450	57.781	19.394	75.828	87.608
1	17:34:57.382	1:06.955	24.996	23.919	18.040	98.254	89.239	9	17:44:18.347	1:02.617	21.049	23.315	18.253	98.688	87.380
2	17:35:55.166	59.768	19.459	22.304	18.005	99.714	88.532	10	17:45:19.442	1:01.095	19.953	22.869	18.273	98.833	87.266
3	17:36:55.531	1:00.365	19.585	22.764	18.016	98.688	88.183	11	17:46:21.573	1:02.131	20.018	23.037	19.076	100.460	85.925
4	17:37:55.342	59.811	19.465	22.416	17.930	98.979	87.952	(88) Jeff PRITCHARD							
5	17:38:55.612	1:00.270	19.573	22.575	18.122	98.833	89.239	1	17:34:56.498	1:07.636	24.662	24.240	18.734	100.011	88.767
6	17:39:55.995	1:00.383	19.855	22.307	18.221	99.125	87.837	2	17:35:58.414	1:01.916	19.890	23.706	18.320	97.824	88.767
7	17:41:05.096	1:09.101	19.912	23.017	26.172	94.919	45.964	3	17:37:01.179	1:02.765	20.725	23.511	18.529	99.566	90.932
8	17:43:12.536	2:07.440	49.954	58.678	18.808	77.224	89.358	4	17:38:03.658	1:02.479	21.038	23.102	18.339	99.419	90.686
9	17:44:13.412	1:00.876	19.619	22.799	18.458	102.298	89.002	5	17:39:05.823	1:02.165	20.656	23.333	18.176	98.833	88.767
10	17:45:13.243	59.831	19.409	22.333	18.089	101.678	89.836	6	17:40:09.331	1:03.508	21.869	23.320	18.319	98.688	88.183
11	17:46:14.178	1:00.935	20.088	22.844	18.003	99.272	90.809	7	17:41:14.167	1:04.836	20.823	24.167	19.846	90.564	67.854
(46) Ross McCULLOCH								8	17:43:17.788	2:03.621	47.410	56.768	19.443	81.938	89.002
1	17:34:57.382	1:06.553	23.771	24.531	18.251	99.566	90.932	9	17:44:19.717	1:01.929	20.571	23.133	18.225	99.566	91.179
2	17:35:58.760	1:01.378	20.017	23.253	18.108	99.419	90.320	10	17:45:22.035	1:02.318	20.553	23.619	18.146	98.254	90.077
3	17:36:59.169	1:00.409	19.848	22.757	17.804	99.272	90.442	11	17:46:24.096	1:02.061	20.601	23.255	18.205	99.566	89.120
4	17:38:00.383	1:01.214	19.556	23.466	18.192	98.543	89.358	(85) Mark BEATY							
5	17:39:00.896	1:00.513	19.567	22.835	18.111	98.979	89.120	1	17:34:54.514	1:05.640	23.269	23.370	19.001	95.459	88.532
6	17:40:01.435	1:00.539	19.701	22.779	18.059	99.863	89.716	2	17:35:57.029	1:02.515	20.475	23.354	18.686	98.833	88.183
7	17:41:07.225	1:05.790	19.654	22.772	23.364	99.272	46.765	3	17:36:59.171	1:02.142	20.282	22.983	18.877	97.399	86.702
8	17:43:14.273	2:07.048	49.582	58.507	18.959	73.502	88.884	4	17:38:01.756	1:02.585	20.119	23.426	19.040	97.257	88.068
9	17:44:15.431	1:01.158	19.588	23.242	18.328	96.697	89.002	5	17:39:04.028	1:02.272	20.367	23.071	18.834	96.558	88.767
10	17:45:15.580	1:00.149	19.536	22.592	18.021	98.979	89.477	6	17:40:07.992	1:03.964	20.651	24.281	19.032	98.111	87.722
11	17:46:16.356	1:00.776	19.433	22.820	18.523	98.111	89.836	7	17:41:10.477	1:02.485	20.622	22.886	19.977	99.272	80.272
(71) Ryan McLEISH								8	17:43:17.105	2:06.628	49.331	57.435	19.862	77.671	87.380
1	17:34:56.809	1:07.369	24.761	23.832	18.776	98.254	90.564	9	17:44:19.638	1:02.533	20.888	22.999	18.646	99.419	89.239
2	17:35:58.823	1:02.014	19.858	23.396	18.760	94.919	86.035	10	17:45:21.884	1:02.246	20.044	23.105	19.097	97.967	87.494
3	17:37:00.910	1:02.087	20.553	23.021	18.513	96.005	85.270	11	17:46:24.135	1:02.251	20.390	23.312	18.549	97.682	86.814
4	17:38:02.048	1:01.138	19.637	22.674	18.827	97.117	85.706	(4) Colin McNEILL							
5	17:39:04.021	1:01.973	20.168	23.127	18.678	98.979	84.200	1	17:34:56.675	1:08.208	24.747	24.305	19.156	98.543	85.706
6	17:40:06.080	1:02.059	20.624	22.919	18.516	96.281	84.946	2	17:36:00.955	1:04.280	22.106	23.490	18.684	101.371	89.596
7	17:41:08.668	1:02.588	19.983	22.837	19.768	95.595	64.034	3	17:37:05.382	1:04.427	21.015	24.689	18.723	99.714	89.120
8	17:43:15.294	2:06.626	49.009	58.195	19.422	71.850	85.815	4	17:38:07.576	1:02.194	20.250	23.568	18.376	99.863	88.299
9	17:44:16.898	1:01.604	19.885	23.331	18.388	95.323	85.270	5	17:39:09.971	1:02.395	20.279	23.639	18.477	96.976	87.494
10	17:45:18.293	1:01.395	19.901	22.813	18.681	96.558	79.890	6	17:40:13.372	1:03.401	20.521	23.808	19.072	98.979	85.596
11	17:46:20.360	1:02.067	20.329	22.970	18.768	95.868	83.157	7	17:41:16.991	1:03.619	20.640	24.080	18.899	98.254	87.380
(38) Pino PALAZZO								8	17:43:18.160	2:01.169	45.712	56.298	19.159	83.780	90.320
1	17:34:57.727	1:07.309	24.065	24.819	18.425	101.524	91.303	9	17:44:21.719	1:03.559	20.776	23.490	19.293	98.833	89.002
2	17:35:59.484	1:01.757	20.798	22.939	18.020	101.066	90.932	10	17:45:23.579	1:01.860	20.020	23.152	18.688	99.419	87.608
3	17:37:01.274	1:01.790	20.403	23.032	18.355	101.678	89.957	11	17:46:26.686	1:03.107	20.234	23.067	19.806	100.161	88.767
4	17:38:02.498	1:01.224	20.413	22.569	18.242	100.310	90.320	(8) Jordan HODGSON							
5	17:39:04.238	1:01.740	20.036	23.188	18.516	99.419	90.320	1	17:35:00.492	1:08.878	24.629	25.535	18.714	97.967	87.608
6	17:40:07.912	1:03.674	21.010	24.243	18.421	97.824	87.952	2	17:36:03.653	1:03.161	20.766	24.068	18.327	98.688	88.068
7	17:41:10.683	1:02.771	20.332	22.633	18.206	98.543	54.692	3	17:37:05.931	1:02.278	20.304	23.747	18.227	98.688	89.358
8	17:43:15.907	2:05.224	48.372	57.703	19.149	76.519	90.809	4	17:38:08.581	1:02.650	20.427	23.753	18.470	98.543	87.722
9	17:44:17.740	1:01.833	20.553	23.187	18.093	98.398	89.002	5	17:39:11.284	1:02.703	20.091	23.576	19.036	98.398	87.494
10	17:45:18.455	1:00.715	19.889	22.748	18.078	98.398	85.925	6	17:40:13.504	1:02.220	20.199	23.618	18.403	98.833	88.068
11	17:46:20.962	1:02.507	20.718	23.220	18.569	99.125	87.952	7	17:41:18.904	1:05.400	20.957	24.662	19.781	92.818	86.368
(17) Billy WAIT								8	17:43:18.985	2:00.081	44.834	56.007	19.240	81.938	88.532
1	17:34:58.685	1:08.852	25.389	24.760	18.703	101.066	90.442	9	17:44:23.933	1:04.948	20.421	23.734	20.793	98.833	87.837
2	17:36:02.080	1:03.395	22.257	22.992	18.146	99.272	87.952	10	17:45:26.433	1:02.500	20.035	23.587	18.878	98.688	88.183
3	17:37:04.532	1:02.452	20.082	24.009	18.361	96.558	86.368	11	17:46:29.183	1:02.750	20.133	23.361	19.256	97.257	87.722
4	17:38:05.576	1:01.044	19.989	22.745	18.310	98.254	86.590	(5) Michael PAXTON							
5	17:39:06.729	1:01.153	19.974	22.788	18.391	98.398	87.153	1	17:35:02.501	1:08.932	23.557	25.931	19.444	96.697	85.054
6	17:40:09.443	1:02.714	21.600	22.964	18.150	99.125	89.716	2	17:36:06.878	1:04.377	21.223	24.096	19.058	95.323	85.379
7	17:41:11.672	1:02.229	19.882	22.596	19.751	99.272	55.461	3	17:37:10.617	1:03.739	20.780</				



SMRC Season Finale

Scottish Legends Championship

Knockhill 1.267 miles

Race 16 - Final

02/10/2016 17:20

Race (11 Laps) started at 17:33:47

Lap	Time of Day	Lap Tm	S1	S2	S3	S3Spd	SFSpd	Lap	Time of Day	Lap Tm	S1	S2	S3	S3Spd	SFSpd
4	17:38:14.844	1:04.227	20.797	24.226	19.204	94.252	84.946								
5	17:39:18.985	1:04.141	20.570	24.061	19.510	92.054	86.814								
6	17:40:23.836	1:04.851	21.541	24.359	18.951	94.120	84.095								
7	17:41:33.398	1:09.562	23.045	26.238	20.279	84.625	81.639								
8	17:43:20.671	1:47.273	31.604	55.593	20.076	80.176	84.732								
9	17:44:24.831	1:04.160	20.823	24.070	19.267	94.785	86.146								
10	17:45:28.040	1:03.209	20.562	23.947	18.700	94.785	85.162								
11	17:46:31.766	1:03.726	20.546	23.789	19.391	94.651	85.162								

(33) Kieran BEATY

1	17:35:11.294	1:18.045	22.708	36.166	19.171	95.868	87.722
2	17:36:14.900	1:03.606	20.633	24.044	18.929	96.697	88.183
3	17:37:18.915	1:04.015	20.729	24.235	19.051	96.976	86.479
4	17:38:22.126	1:03.211	20.388	23.926	18.897	95.731	87.380
5	17:39:36.494	1:14.368	20.013	23.201	31.154	96.558	85.815
6	17:40:40.173	1:03.679	20.900	23.941	18.838	96.558	86.702
7	17:41:45.536	1:05.363	22.099	24.110	19.154	96.697	86.927
8	17:43:22.276	1:36.740	23.068	53.348	20.324	78.305	88.299
9	17:44:26.282	1:04.006	20.932	23.994	19.080	97.399	88.183
10	17:45:29.755	1:03.473	20.471	23.844	19.158	97.540	88.183
11	17:46:33.406	1:03.651	20.750	23.545	19.356	97.117	88.299

(44) Ahmed KHADER

1	17:35:02.436	1:09.566			19.870	93.726	83.363
2	17:36:07.549	1:05.113			19.297		83.157
3	17:37:11.661	1:04.112			19.128	93.988	82.747
4	17:38:15.184	1:03.523			19.013		83.885
5	17:39:18.855	1:03.671			19.297		80.950
6	17:40:24.234	1:05.379			18.918		83.363
7	17:41:37.574	1:13.340			20.893		68.060
8	17:43:21.687	1:44.113			20.190	77.491	82.240
9	17:44:26.953	1:05.266			19.389	94.785	83.780
10	17:45:30.984	1:04.031			19.098		83.363
11	17:46:35.076	1:04.092			19.309		81.839

(15) Steven McGILL

1	17:34:54.226	1:04.863	23.565	22.915	18.383	99.566	87.837
2	17:35:55.597	1:01.371	20.025	22.936	18.410	96.976	89.120
3	17:36:56.693	1:01.096	20.243	22.760	18.093	100.011	89.239
4	17:37:57.552	1:00.859	19.932	22.712	18.215	98.979	87.837
5	17:38:58.266	1:00.714	19.802	22.654	18.258	98.111	87.494
6	17:39:59.474	1:01.208	20.032	22.768	18.408	98.398	87.266
7	17:41:06.114	1:06.640	19.995	22.788	23.857	98.254	49.489
8	17:43:13.292	2:07.178	49.991	57.982	19.205	78.032	87.608
9	17:44:23.697	1:10.405	19.961	31.603	18.841	83.571	88.299
10	17:45:25.328	1:01.631	19.888	23.306	18.437	98.254	87.608
11	17:46:40.974	1:15.646	19.978	22.749	32.919	98.688	71.543

(37) Ivor GREENWOOD

1	17:34:58.488	1:07.175	23.906	24.693	18.576	100.611	91.055
2	17:36:01.198	1:02.710	21.616	22.978	18.116	100.011	91.303
3	17:37:01.976	1:00.778	19.703	23.022	18.053	100.460	90.809
4	17:38:03.554	1:01.578	20.886	22.715	17.977	101.371	89.957
5	17:39:04.874	1:01.320	19.990	22.830	18.500	100.762	89.957
6	17:42:18.241	3:13.367	2:30.022	24.643	18.702	95.323	86.035
7	17:43:24.909	1:06.668	22.620	25.605	18.443	96.143	88.183
8	17:44:29.329	1:04.420	20.077	25.289	19.054	94.651	87.494
9	17:45:39.391	1:10.062	20.132	24.877	25.053	86.479	26.662

(52) Stewart BLACK

1	17:34:58.052	1:07.627	25.070	24.523	18.034	99.863	91.055
2	17:36:00.451	1:02.399	21.780	22.695	17.924	102.298	88.884
3	17:37:01.619	1:01.168	19.677	23.117	18.374	101.218	90.320
4	17:38:04.118	1:02.499	21.624	22.720	18.155	100.011	89.836
5	17:39:04.995	1:00.877	19.984	22.493	18.400	101.371	91.303
6	17:40:21.060	1:16.065	27.652	23.979	24.434	85.925	32.032

Clerk of the Course.

Sig : Time :
Chief Timekeeper : Ian Sharp (SMART Timing)

Results available at www.mylaps.com and www.smart-timing.co.uk

Orbits





SMRC Season Finale

Lapchart

Scottish Legends Championship

Knockhill 1.267 miles

Race 16 - Final

02/10/2016 17:20

Race (11 Laps) started at 17:33:47

Competitors	Laps											
	0	1	2	3	4	5	6	7	8	9	10	11
David HUNTER (6)	1	6	15	6	6	6	6	6	1	1	1	1
Colin McNEILL (4)	2	4	85	15	1	1	1	1	6	6	6	6
Jeff PRITCHARD (88)	3	88	6	1	15	15	15	15	15	15	46	46
Mark BEATY (85)	4	85	1	85	46	46	46	46	46	46	71	71
Steven McGILL (15)	5	15	88	88	85	85	71	71	71	71	38	38
Ryan McLEISH (71)	6	71	4	46	71	71	85	7	7	7	7	17
Billy WAIT (17)	7	17	71	71	7	38	38	38	85	38	17	17
Alan FREELAND (7)	8	7	7	7	88	7	7	85	38	85	85	88
Pino PALAZZO (38)	9	38	46	38	38	37	37	88	17	17	88	88
Stewart BLACK (52)	10	52	38	52	52	88	52	17	88	88	4	4
John PATERSON (1)	11	1	52	4	37	52	88	4	4	4	15	15
Ross McCULLOCH (46)	12	46	37	37	17	17	17	8	8	8	8	5
Ivor GREENWOOD (37)	13	37	17	17	4	4	4	52	5	5	5	33
Jordan HODGSON (8)	14	8	8	8	8	8	8	5	44	44	33	33
Ahmed KHADER (44)	15	44	44	5	5	5	44	44	33	33	44	44
Kieran BEATY (33)	16	33	5	44	44	44	5	33	37	37	37	
Michael PAXTON (5)	17	5	33	33	33	33	33	37				

Margin of Victory	Avg. Speed	Best Lap Tm	Best Speed	Best Lap by
0.070	67.236	59.607	76.515	1 - John PATERSON

Clerk of the Course.

Sig : Time :
 Chief Timekeeper : Ian Sharp (SMART Timing)

Results available at www.mylaps.com and www.smart-timing.co.uk

Printed: 03/10/2016 18:25:25

Orbits



#5	01/05/2016	SMRC May Day Race Meeting	#20	21/08/2016	SMRC August Race Meeting
#6	01/05/2016	SMRC May Day Race Meeting	#21	21/08/2016	SMRC August Race Meeting
#7	29/05/2016	SMRC May Race Meeting	#22	10/09/2016	SMRC Super Touring Car Festival
#8	29/05/2016	SMRC May Race Meeting	#23	10/09/2016	SMRC Super Touring Car Festival
#9	29/05/2016	SMRC May Race Meeting	#24	10/09/2016	SMRC Super Touring Car Festival
#10	11/06/2016	MEC Race Meeting	#25	10/09/2016	SMRC Super Touring Car Festival
#11	11/06/2016	MEC Race Meeting	#26	10/09/2016	SMRC Super Touring Car Festival
#12	11/06/2016	MEC Race Meeting	#27	10/09/2016	SMRC Super Touring Car Festival
#13	11/06/2016	MEC Race Meeting	#28	02/10/2016	SMRC Season Finale
#14	11/06/2016	MEC Race Meeting	#29	02/10/2016	SMRC Season Finale
#15	11/06/2016	MEC Race Meeting	#30	02/10/2016	SMRC Season Finale

Championship points are unofficial and given as an indication only.

Official Championship points will be published on the SMRC website.

