

Knockhill

30th July 2016

Anti-Clockwise



S.M.A.R.T.

Scottish Motorsports Automatic Race Timing

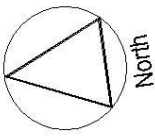
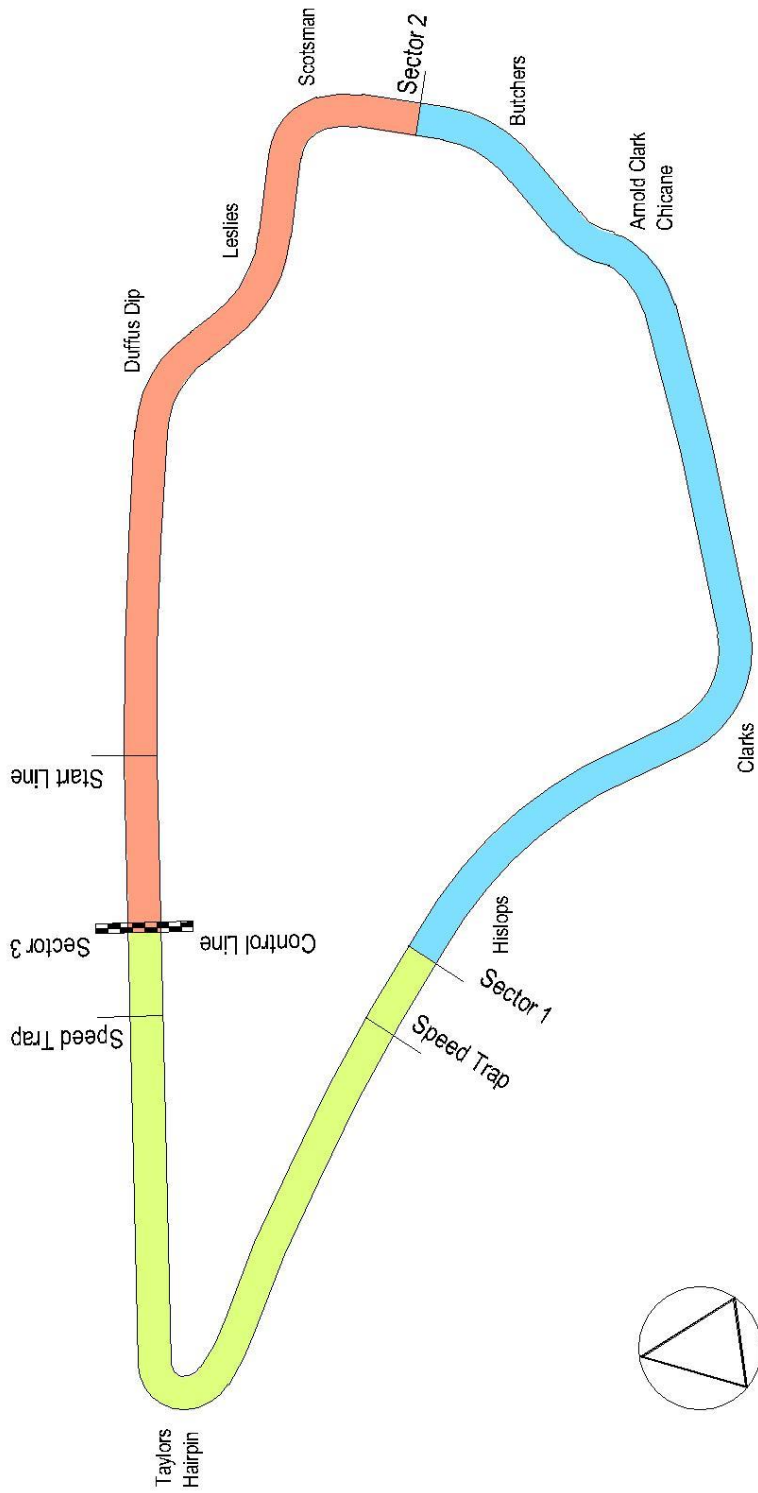

Ravenslea, Melrose Road, Galashiels, TD1 2AT

Telephone : 01896 – 752447

Scottish Motorsports Automatic Race Timing

Circuit layout

Knockhill – Anti Clockwise



Sector	Length
Sector 1	0.334 Mile
Sector 2	0.503 Mile
Sector 3	0.433 Mile



ORGANISERS OF THE



Round 9 - Knockhill - Anti-Clockwise

Sprint

No.	Name	Make	Practice 1 Intermediate	Flying Lap	Finish	Practice 2 Intermediate	Flying Lap	Finish	Best
715	Stewart R ROBB	Pilbeam Mp88	42.42	47.18	89.60	40.42	45.12	85.54	85.54
1	Colin CALDER	Gould GR55	42.84	48.40	91.24	40.61	45.34	85.95	85.95
11	Heather CALDER	Gould GR55	44.47	46.88	91.35	40.38	45.71	86.09	86.09
15	Stewart ROBB	Pilbeam MP88	41.90	58.24	100.14	41.88	46.53	88.41	88.41
3	John GRAHAM	Gould RGR55B	45.65	51.35	97.00	42.99	48.53	91.52	91.52
14	Terry HOLMES	Lola Tegra Judd	50.57	51.21	101.78	43.29	48.30	91.59	91.59
5	Steve MILES	Van Diemen RF96	46.78	51.82	98.60	43.56	50.20	93.76	93.76
16	Nicholas ALGAR	D J Firehawk	50.43	53.83	104.26	44.57	50.98	95.55	95.55
12	Jim BELT	Juno TR400	50.38	54.56	104.94	45.74	52.81	98.55	98.55
18	Louise CALDER	Jedi Mk1	47.98	54.61	102.59	45.91	53.03	98.94	98.94
19	Matt CARTER	Radical PR6	49.24	56.46	105.70	46.21	53.09	99.30	99.30
714	Graham PORRETT	Lola Tegra T90	48.07	53.61	101.68	48.97	53.98	102.95	101.68
17	Colin METCALFE	OMS 2000	56.07	60.31	116.38	48.76	54.61	103.37	103.37
13	Eric KILTIE	Caterham	57.72	65.86	123.58	54.84	65.01	119.85	119.85



Scottish Motorsports Automatic Race Timing





ORGANISERS OF THE



Round 9 - Knockhill - Anti-Clockwise

Sprint

No.	Name	Make	Timed 1 Intermediate	Flying Lap	Finish	Timed 2 Intermediate	Flying Lap	Finish	Best
715	Stewart R ROBB	Pilbeam MP88	39.71	44.25	83.96	39.36	44.02	83.38	83.38
11	Heather CALDER	Gould GR55	40.62	44.10	84.72	39.67	44.58	84.25	84.25
1	Colin CALDER	Gould GR55	39.95	45.47	85.42	39.63	45.03	84.66	84.66
15	Stewart ROBB	Pilbeam MP88	40.55	45.88	86.43	40.79	45.42	86.21	86.21
14	Terry HOLMES	Lola Tegra Judd	43.58	48.99	92.57	42.56	47.62	90.18	90.18
16	Nicholas ALGAR	D J Firehawk	42.80	48.51	91.31	42.59	50.53	93.12	91.31
5	Steve MILES	Van Diemen RF96	42.88	49.84	92.72	41.93	49.67	91.60	91.60
3	John GRAHAM	Gould RGR55B	43.15		NTR	44.86	49.53	94.39	94.39
714	Graham PORRETT	Lola Tegra T90	45.56	50.71	96.27	47.21	52.11	99.32	96.27
18	Louise CALDER	Jedi Mk1	44.51	52.34	96.85	44.72	52.01	96.73	96.73
12	Jim BELT	Juno TR400	45.72	53.12	98.84	45.65	52.60	98.25	98.25
19	Matt CARTER	Radical PR6	45.77	53.27	99.04	45.98	52.29	98.27	98.27
17	Colin METCALFE	OMS 2000	50.49	55.80	106.29	48.05	53.98	102.03	102.03
13	Eric KILTIE	Caterham	55.80	65.33	121.13	54.64	63.96	118.60	118.60



Scottish Motorsports Automatic Race Timing





ORGANISERS OF THE



Round 9 - Knockhill - Anti-Clockwise

Sprint

No.	Name	Make	Run 1			Run 2			Best
			Intermediate	Flying Lap	Finish	Intermediate	Flying Lap	Finish	
11	Heather CALDER	Gould GR55	38.33	43.74	82.07				82.07
715	Stewart R ROBB	Pilbeam MP88	39.09	43.33	82.42				82.42
1	Colin CALDER	Gould GR55	40.13	44.71	84.84	38.68	43.83	82.51	82.51
15	Stewart ROBB	Pilbeam MP88	40.09	44.75	84.84	39.22	44.05	83.27	83.27
5	Steve MILES	Van Diemen RF96	41.89	47.94	89.83	41.99	48.32	90.31	89.83
16	Nicholas ALGAR	D J Firehawk	42.49	48.48	90.97	40.83	47.12	87.95	87.95
14	Terry HOLMES	Lola Tegra Judd	42.95	48.76	91.71				91.71
3	John GRAHAM	Gould RGR55B	43.74	48.78	92.52	42.04	47.69	89.73	89.73
714	Graham PORRETT	Lola Tegra T90	46.56	51.06	97.62	46.22	52.45	98.67	97.62
19	Matt CARTER	Radical PR6	46.22	53.90	100.12			NTR	100.12
12	Jim BELT	Juno TR400	48.75	55.89	104.64	45.54	52.59	98.13	98.13
18	Louise CALDER	Jedi Mk1	48.90		NTR	44.91	52.06	96.97	0.00



Scottish Motorsports Automatic Race Timing



Super Lap Scotland - Round 4 AC
Sorted on best lap time

Super Lap Scotland

Knockhill 1.267 miles

Warm Up - Group 1

30/07/2016 09:15

Practice (15:00 Time) started at 9:09:33

Pos	No.	Name	Make/Model	Class Code	Laps	Best Tm	Diff	Best Speed	2nd Best
1	67	Marshall WISHART	Mazda RX8	SLS-F	14	1:02.120		73.420	1:02.234
2	41	Neil METHVEN	Renault Clio 182	SLS-F	7	1:02.215	0.095	73.308	1:03.037
3	21	Scott ROBSON	Lotus Elise	SLS-F	12	1:02.374	0.254	73.121	1:02.651
4	48	Robert JOBSON	Audi A3 3.2	SLS-F	11	1:02.614	0.494	72.841	1:02.645
5	38	Chris HISLOP	Renault Clio 197	SLS-F	6	1:03.425	1.305	71.909	1:04.163
6	54	Steven McNAB	Renault Clio	SLS-F	11	1:03.505	1.385	71.819	1:03.558
7	27	Paul WILSON	Renault Clio Cup	SLS-F	7	1:03.531	1.411	71.789	1:03.627
8	23	Andrew COWIE	Subaru Impreza	SLS-F	5	1:03.697	1.577	71.602	1:10.205
9	50	Gavin EDGAR	Renault Clio Williams	SLS-F	10	1:04.526	2.406	70.682	1:04.785
10	59	Simon McWILLIAM	Renault Clio 172 Cup	SLS-F	5	1:06.380	4.260	68.708	1:08.542
11	132	Suzanne BUIST	Mini Cooper S	SLS-F	4	1:14.371	12.251	61.326	1:14.855
12	39	Martin PALMER	MGF Trophy 160	SLS-F	11	1:15.011	12.891	60.802	1:15.238
13	87	Andy TAYLOR	Volkswagon Golf Cup	SLS-E	1	1:20.780	18.660	56.460	

Announcements

Car No's 21 & 38 - No working transponder - Please fix before next run.

Clerk of the Course.

Sig : Time :

Chief Timekeeper : Ian Sharp (SMART Timing)

 Results available at www.mylaps.com and www.smart-timing.co.uk

Printed: 01/08/2016 17:39:19

Orbits



Super Lap Scotland - Round 4 AC

Super Lap Scotland

Knockhill 1.267 miles

Warm Up - Group 1

30/07/2016 09:15

Practice (15:00 Time) started at 9:09:33

Lap	Time of Day	Lap Tm	S1	S2	S3	SFSpd	S1Spd
(67) Marshall WISHART							
1	9:10:54.997	1:13.753	24.754	26.883	22.116	35.772	72.314
2	9:12:00.146	1:05.149	19.354	24.287	21.508	97.257	86.702
3	9:13:04.226	1:04.080	19.247	23.516	21.317	98.833	87.040
4	9:14:11.630	1:07.404	21.368	24.695	21.341	99.125	73.422
5	9:15:18.816	1:07.186	19.034	26.922	21.230	99.566	87.266
6	9:16:24.858	1:06.042	18.809	26.078	21.155	100.460	87.040
7	9:17:30.006	1:05.148	18.967	24.815	21.366	100.460	88.183
8	9:21:09.857	3:39.851	21.667			100.011	85.487
9	9:22:22.391	1:12.534	27.086	24.642	20.806	21.365	83.675
10	9:23:24.511	1:02.120	18.745	22.608	20.767	103.721	88.532
11	9:24:26.794	1:02.283	18.766	22.598	20.919	103.242	88.767
12	9:25:29.028	1:02.234	18.269	22.956	21.009	102.926	88.299
13	9:26:41.134	1:12.106	19.365	26.711	26.030	101.987	75.064
14	9:27:45.679	1:04.545	19.718	23.307	21.520	79.795	88.767

(41) Neil METHVEN							
1	9:11:22.978	1:21.466	25.650	28.628	27.188	31.536	72.785
2	9:12:31.132	1:08.154	18.827	25.288	24.039	93.726	86.927
3	9:13:42.349	1:11.217	20.503	26.939	23.775	96.143	87.837
4	9:14:44.564	1:02.215	18.193	22.685	21.337	101.371	88.299
5	9:21:07.527	6:22.963	21.926	33.634	5:27.403	104.043	51.821
6	9:22:19.586	1:12.059	26.246	24.133	21.680	18.898	85.162
7	9:23:22.623	1:03.037	18.411	22.805	21.821	102.768	87.722

(21) Scott ROBSON							
1	9:13:22.750	1:14.577					
2	9:14:28.616	1:05.866					
3	9:15:32.248	1:03.632					
4	9:16:36.427	1:04.179					
5	9:17:42.977	1:06.550					
6	9:21:13.092	3:30.115					
7	9:22:27.809	1:14.717					
8	9:23:31.127	1:03.318					
9	9:24:34.375	1:03.248					
10	9:25:37.026	1:02.651					
11	9:26:39.400	1:02.374					
12	9:27:43.698	1:04.298					

(48) Robert JOBSON							
1	9:10:58.389	1:15.284	24.896	27.791	22.597	40.160	68.407
2	9:12:03.507	1:05.118	19.364	24.003	21.751	96.697	83.157
3	9:13:06.309	1:02.802	18.204	23.059	21.539	104.366	89.596
4	9:14:08.954	1:02.645	18.431	22.836	21.378	105.020	88.183
5	9:15:14.647	1:05.693	18.046	25.587	22.060	106.183	89.358
6	9:16:28.723	1:14.076	23.068	28.395	22.613	94.919	57.901
7	9:17:40.807	1:12.084	19.624	29.350	23.110	96.836	82.543
8	9:21:19.221	3:38.414	18.385			105.184	89.596
9	9:22:38.613	1:19.392	27.770	27.385	24.237	31.403	67.649
10	9:23:41.478	1:02.865	19.026	22.668	21.171	99.419	89.957
11	9:24:44.092	1:02.614	18.579	22.748	21.287	106.015	89.120

(38) Chris HISLOP							
1	9:11:23.758	1:18.646					
2	9:12:32.134	1:08.376					
3	9:13:43.275	1:11.141					
4	9:14:46.700	1:03.425					
5	9:15:50.863	1:04.163					
6	9:16:57.542	1:06.679					

(54) Steven McNAB							
1	9:11:06.223	1:20.040	27.370	28.845	23.825	43.919	65.986
2	9:12:17.194	1:10.971	22.798	26.309	21.864	86.590	72.159
3	9:13:21.552	1:04.358	18.895	23.424	22.039	105.349	89.477
4	9:14:25.470	1:03.918	18.864	23.418	21.636	103.882	89.596
5	9:16:58.560	2:33.090	18.485	23.577	1:51.028	106.015	89.836
6	9:20:56.743	3:58.183	22.912	29.391	3:05.880	46.635	82.849
7	9:22:07.948	1:11.205	24.231	25.013	21.961	33.756	88.299
8	9:23:11.828	1:03.880	18.648	23.439	21.793	106.015	90.077
9	9:24:15.386	1:03.558	18.553	23.517	21.488	105.349	89.477
10	9:25:26.317	1:10.931	20.117	28.689	22.125	105.848	71.013
11	9:26:29.822	1:03.505	18.634	23.441	21.430	106.689	89.477

Lap	Time of Day	Lap Tm	S1	S2	S3	SFSpd	S1Spd
(27) Paul WILSON							
1	9:10:53.178	1:14.833	25.495	26.359	22.979	33.387	77.491
2	9:11:57.886	1:04.708	19.750	23.443	21.515	96.143	85.162
3	9:13:01.517	1:03.631	19.093	23.042	21.496	104.043	86.146
4	9:14:05.048	1:03.531	18.999	23.076	21.456	103.721	86.590
5	9:15:09.225	1:04.177	19.290	23.445	21.442	104.366	87.153
6	9:16:12.852	1:03.627	19.324	22.897	21.406	104.366	87.494
7	9:17:23.206	1:10.354	18.804	25.522	26.028	103.882	86.814

(23) Andrew COWIE							
1	9:11:14.685	1:23.397	26.892	31.644	24.861	37.680	55.691
2	9:12:24.890	1:10.205	21.407	25.362	23.436	90.564	79.700
3	9:21:17.040	8:52.150	25.154	26.585	8:00.411	74.813	73.907
4	9:22:38.731	1:21.691	28.582	27.241	25.868	26.275	63.190
5	9:23:42.428	1:03.697	19.607	23.190	20.900	87.608	90.932

(50) Gavin EDGAR							
1	9:11:09.030	1:21.193	27.746	29.830	23.617	47.527	60.349
2	9:12:19.789	1:10.759	21.563	26.638	22.558	98.979	66.641
3	9:13:25.704	1:05.915	19.109	24.327	22.479	101.218	85.706
4	9:14:32.018	1:06.314	19.784	24.214	22.316	101.371	84.946
5	9:20:58.263	6:26.245	18.899	24.338	5:43.008	101.832	85.270
6	9:22:10.033	1:11.770	24.430	24.916	22.424	39.016	85.379
7	9:23:15.099	1:05.066	19.008	23.805	22.253	102.768	86.257
8	9:24:19.884	1:04.785	18.654	23.746	22.385	102.298	86.702
9	9:25:28.475	1:08.591	18.685	27.042	22.864	102.298	86.479
10	9:26:33.001	1:04.526	18.932	23.733	21.861	102.926	87.040

(59) Simon McWILLIAM							
1	9:11:24.837	1:30.634	28.407	32.361	29.866	36.933	55.278
2	9:12:35.570	1:10.733	21.346	26.347	23.040	82.747	86.035
3	9:13:44.112	1:08.542	20.319	25.786	22.437	98.979	87.837
4	9:14:50.492	1:06.380	19.464	24.201	22.715	101.987	88.183
5	9:15:59.685	1:09.193	19.562	25.538	24.093	98.111	87.837

(132) Suzanne BUIST							
1	9:11:16.416	1:23.869	26.931	31.685	25.253	37.015	55.691
2	9:12:30.787	1:14.371	21.848	28.089	24.434	89.002	76.870
3	9:13:45.642	1:14.855	20.587	26.705	27.563	92.308	81.441
4	9:17:25.162	3:39.520	23.016	28.998	2:47.506	72.314	76.694

(39) Martin PALMER							
1	9:11:30.140	1:23.700	27.506	30.758	25.436	33.009	69.614
2	9:12:47.706	1:17.566	21.519	29.512	26.535	91.552	68.547
3	9:14:02.717	1:15.011	21.254	28.510	25.247	90.809	79.985
4	9:15:24.914	1:22.197	22.282	34.762	25.153	90.809	67.310
5	9:16:45.728	1:20.814	22.280	30.883	27.651	84.200	68.477
6	9:21:15.203	2:55.683					
7	9:22:37.385	1:22.182		28.727	26.820	23.705	78.397
8	9:23:55.305	1:17.920	24.232	28.380	25.308	87.040	74.152
9	9:25:10.626	1:15.321	21.005	28.526	25.790	92.181	75.742
10	9:26:26.122	1:15.496	21.562	28.404	25.530	91.055	76.086
11	9:27:41.360	1:15.238	21.592	29.195	24.451	91.179	71.239

(87) Andy TAYLOR							
1	9:15:07.749	1:20.780	25.302	30.338	25.140	39.084	65.727

Clerk of the Course.

Orbits

Sig : Time :
Chief Timekeeper : Ian Sharp (SMART Timing)

Results available at www.mylaps.com and www.smart-timing.co.uk

Printed: 01/08/2016 17:41:57



Super Lap Scotland - Round 4 AC
Sorted on best lap time

Super Lap Scotland

Knockhill 1.267 miles

Warm Up - Group 2

30/07/2016 09:35

Practice (15:00 Time) started at 9:31:04

Pos	No.	Name	Make/Model	Class Code	Laps	Best Tm	Diff	Best Speed	2nd Best
1	25	Alastair MOWAT	BMW E46 M3	SLS-E	14	58.818		77.542	58.823
2	44	Steven JEFFERIES	Mitsubishi Evo VI	SLS-D	12	59.044	0.226	77.245	59.109
3	15	Matt COLLINS	Porsche Cayman	SLS-E	10	1:00.115	1.297	75.869	1:00.165
4	49	Alan TAIT	Subaru Impreza	SLS-D	11	1:00.394	1.576	75.518	1:02.199
5	45	Euan BEGBIE	Volkswagon Golf	SLS-D	7	1:00.566	1.748	75.304	1:00.623
6	66	Marten BONNER	Fiat Abarth 500	SLS-D	8	1:00.727	1.909	75.104	1:01.299
7	83	Fraser JAMIESON	Renault Clio 172 Ph1	SLS-E	11	1:01.891	3.073	73.691	1:02.613
8	64	Andrew CAMERON	Porsche 911 Carrera	SLS-E	4	1:01.950	3.132	73.621	1:06.480
9	13	Lewis SKENE	Renault Megane RS	SLS-E	13	1:03.019	4.201	72.372	1:03.043
10	16	Martin KELMAN	Renault Clio 172 Cup	SLS-E	13	1:03.338	4.520	72.008	1:03.412
11	3	Fred WALTON	Subaru Prodrive Impreza	SLS-D	4	1:03.403	4.585	71.934	1:06.101
12	116	Craig DILLON	Renault Clio	SLS-E	13	1:03.756	4.938	71.536	1:03.834
13	26	Kevin KENSETT	Peugeot 106	SLS-E	10	1:04.013	5.195	71.249	1:05.475
14	43	Stuart BUCHAN	Renault Clio 172 Cup	SLS-E	6	1:04.384	5.566	70.838	1:08.356
15	42	Alex MILNE	Audi TTRS Plus	SLS-D	11	1:04.497	5.679	70.714	1:04.566
16	60	Callum DRYBURGH	Mini Cooper S	SLS-F	4	1:07.202	8.384	67.868	1:09.085
17	187	Nick COOK	Volkswagon Golf Cup	SLS-E	3	1:12.857	14.039	62.600	1:16.819

Clerk of the Course.

Orbits

Sig : Time :

Chief Timekeeper : Ian Sharp (SMART Timing)

 Results available at www.mylaps.com and www.smart-timing.co.uk

Printed: 01/08/2016 17:40:33



Super Lap Scotland - Round 4 AC

Super Lap Scotland

Knockhill 1.267 miles

Warm Up - Group 2

30/07/2016 09:35

Practice (15:00 Time) started at 9:31:04

Lap	Time of Day	Lap Tm	S1	S2	S3	SFSpd	S1Spd
(25) Alastair MOWAT							
1	9:33:09.124	1:18.298	23.465	31.775	23.058	48.244	72.864
2	9:34:18.349	1:09.225	17.335	29.170	22.720	112.976	96.005
3	9:35:20.032	1:01.683	18.831	23.137	19.715	115.107	77.671
4	9:36:23.086	1:03.054	17.219	25.339	20.496	115.305	96.281
5	9:37:24.036	1:00.950	17.729	21.752	21.469	116.304	96.836
6	9:38:24.271	1:00.235	17.190	22.873	20.172	112.976	96.419
7	9:39:23.089	58.818	17.390	21.774	19.654	115.305	96.419
8	9:40:48.898	1:25.809	17.172	38.753	29.884	114.910	96.558
9	9:46:25.161	5:36.263				75.572	
10	9:47:39.389	1:14.228		26.277	19.776	27.903	62.310
11	9:48:38.212	58.823	17.169	21.733	19.921	114.518	96.836
12	9:49:37.048	58.836	17.238	21.769	19.829	114.129	96.419
13	9:50:37.115	1:00.067	17.874	21.738	20.455	114.323	94.651
14	9:51:36.223	59.108	17.380	21.742	19.986	114.518	96.697

Lap	Time of Day	Lap Tm	S1	S2	S3	SFSpd	S1Spd
(44) Steven JEFFERIES							
1	9:32:51.345	1:26.052	27.929	32.568	25.555	31.655	58.354
2	9:33:59.859	1:08.514	20.225	25.056	23.233	84.732	94.252
3	9:35:07.130	1:07.271	21.068	24.966	21.237	103.402	71.850
4	9:36:19.596	1:12.466	22.216	27.872	22.378	92.181	64.776
5	9:37:24.659	1:05.063	17.743	23.075	24.245	116.304	97.540
6	9:38:25.527	1:00.868	18.696	22.295	19.877	99.714	101.678
7	9:39:24.571	59.044	17.499	21.820	19.725	118.147	101.678
8	9:40:23.680	59.109	17.063	22.379	19.667	121.572	103.242
9	9:46:34.046	6:10.366	19.498			105.848	71.164
10	9:47:52.229	1:18.183	27.241	27.857	23.085	32.896	65.986
11	9:48:53.690	1:01.461	18.831	22.528	20.102	87.722	99.125
12	9:49:52.858	59.168	16.881	21.579	20.708	120.697	104.366

Lap	Time of Day	Lap Tm	S1	S2	S3	SFSpd	S1Spd
(15) Matt COLLINS							
1	9:33:04.356	1:25.701	28.765	32.190	24.746	31.655	57.455
2	9:34:24.862	1:20.506	19.600	36.075	24.831	96.558	92.947
3	9:35:29.114	1:04.252	19.025	24.015	21.212	106.689	96.836
4	9:36:30.631	1:01.517	18.432	22.600	20.485	114.518	97.540
5	9:37:40.361	1:09.730	21.255	27.292	21.183	115.903	69.614
6	9:38:40.526	1:00.165	17.732	22.120	20.313	116.304	97.257
7	9:39:40.641	1:00.115	17.920	21.939	20.256	116.709	98.111
8	9:40:51.288	1:10.647	17.655	26.789	26.203	117.321	98.254
9	9:46:38.544	5:47.256				68.477	
10	9:47:55.991	1:17.447		27.756	21.148	35.620	65.407

Lap	Time of Day	Lap Tm	S1	S2	S3	SFSpd	S1Spd
(49) Alan TAIT							
1	9:33:07.702	1:23.058	25.008	33.084	24.966	35.925	66.907
2	9:34:10.263	1:02.561	17.962	24.157	20.442	103.721	98.254
3	9:35:22.424	1:12.161	17.856	26.564	27.741	118.147	100.914
4	9:36:39.331	1:16.907	24.385	30.130	22.392	66.907	61.965
5	9:37:41.530	1:02.199	17.992	23.981	20.226	116.506	98.543
6	9:40:47.548	3:06.018	20.413	27.785	2:17.820	117.940	65.856
7	9:46:27.755	5:40.207				36.002	
8	9:47:49.459	1:21.704		30.334	23.662	27.335	63.369
9	9:48:49.853	1:00.394	17.378	22.938	20.078	114.518	99.125
10	9:50:39.020	1:49.167	20.678	31.297	57.192	117.526	60.512
11	9:51:57.352	1:18.332	24.774	28.850	24.708	32.388	72.864

Lap	Time of Day	Lap Tm	S1	S2	S3	SFSpd	S1Spd
(45) Euan BEGBIE							
1	9:32:29.754	1:18.255	28.198	28.701	21.356	35.043	76.345
2	9:33:31.793	1:02.039	17.886	23.578	20.575	117.733	100.161
3	9:34:32.416	1:00.623	17.477	22.674	20.472	120.049	97.399
4	9:35:32.982	1:00.566	17.163	22.610	20.793	119.409	100.914
5	9:36:34.535	1:01.553	17.559	23.186	20.808	119.409	100.460
6	9:37:37.052	1:02.517	18.472		102.142	100.611	
7	9:38:38.179	1:01.127	17.692	22.540	20.895	118.356	101.066

Lap	Time of Day	Lap Tm	S1	S2	S3	SFSpd	S1Spd
(66) Marten BONNER							
1	9:32:47.716	1:25.427	28.502	32.262	24.663	39.244	62.426
2	9:33:58.651	1:10.935	21.088	26.363	23.484	90.320	79.606
3	9:35:04.179	1:05.528	19.553	24.412	21.563	102.611	89.836
4	9:36:07.381	1:03.202	18.532	23.696	20.974	102.926	93.857
5	9:37:11.166	1:03.785	18.495	24.179	21.111	98.979	89.477
6	9:38:11.893	1:00.727	17.576	22.551	20.600	104.204	95.188
7	9:39:13.192	1:01.299	17.690	23.099	20.510	106.183	94.385
8	9:40:17.171	1:03.979	18.781	23.813	21.385	104.692	86.479

Lap	Time of Day	Lap Tm	S1	S2	S3	SFSpd	S1Spd
(83) Fraser JAMIESON							
1	9:32:55.633	1:21.944	28.669	29.894	23.381	32.435	49.163
2	9:34:01.409	1:05.776	18.964	24.960	21.852	104.043	86.927
3	9:35:06.425	1:05.016	19.267	23.778	21.971	104.204	88.416
4	9:36:09.554	1:03.129	18.639	22.991	21.499	105.020	89.477
5	9:37:12.167	1:02.613	18.172	23.052	21.389	104.856	89.239
6	9:38:14.058	1:01.891	18.032	22.611	21.248	106.520	89.358
7	9:40:43.110	2:29.052	20.106	27.209	1:41.737	106.015	72.470
8	9:46:20.025	5:36.915	23.096			39.662	75.572
9	9:47:30.363	1:10.338	23.765	24.346	22.227	34.414	82.039
10	9:48:33.316	1:02.953	18.534	22.912	21.507	103.561	87.952
11	9:49:36.413	1:03.097	18.789	22.653	21.655	104.366	87.608

Lap	Time of Day	Lap Tm	S1	S2	S3	SFSpd	S1Spd
(64) Andrew CAMERON							
1	9:32:45.108	1:24.793	28.902	31.644	24.247	33.537	63.249
2	9:33:56.044	1:10.936	20.369	26.861	23.706	97.682	80.561
3	9:35:02.524	1:06.480	18.811	24.526	23.143	100.914	94.518
4	9:36:04.474	1:01.950	17.950	23.450	20.550	106.351	95.595

Lap	Time of Day	Lap Tm	S1	S2	S3	SFSpd	S1Spd
(13) Lewis SKENE							
1	9:32:39.966	1:23.038	28.642	30.237	24.159	35.925	54.294
2	9:33:48.617	1:08.651	20.314	25.853	22.484	94.385	77.851
3	9:34:53.596	1:04.979	18.664	24.273	22.042	101.371	86.927
4	9:35:57.504	1:03.908	18.755	23.377	21.776	106.015	89.239
5	9:37:01.552	1:04.048	18.902	23.690	21.456	107.201	89.120
6	9:38:04.571	1:03.019	18.609	23.141	21.269	107.544	88.416
7	9:39:07.660	1:03.089	18.357	23.481	21.251	107.717	89.239
8	9:40:21.273	1:13.613	21.940	28.642	23.031	102.926	73.182
9	9:46:51.693	6:30.420	20.122	27.702	5:42.596	89.477	72.706
10	9:47:59.687	1:07.994	22.401	23.857	21.736	48.071	88.767
11	9:49:04.179	1:04.492	18.534	23.348	22.610	107.890	87.952
12	9:50:08.927	1:04.748	18.421	23.164	23.163	104.366	90.198
13	9:51:11.970	1:03.043	18.339	22.982	21.722	103.882	90.564

Lap	Time of Day	Lap Tm	S1	S2	S3	SFSpd	S1Spd
(16) Martin KELMAN							
1	9:32:37.521	1:23.236	29.505	28.379	25.352	29.932	66.707
2	9:33:45.238	1:07.717	19.778	25.145	22.794	98.688	89.477
3	9:34:50.544	1:05.306	18.952	24.113	22.241	102.298	89.239
4	9:35:55.114	1:04.574	19.178	23.308	22.088	102.926	90.198
5	9:36:58.965	1:03.847	18.514	23.518	21.815	104.043	90.077
6	9:38:02.377	1:03.412	18.528	23.088	21.796	104.856	90.198
7	9:39:05.715	1:03.338	18.631	22.944	21.763	104.692	90.442
8	9:40:12.818	1:07.103	19.973	25.254	21.876	106.015	81.839
9	9:46:56.032	6:43.214	18.307	29.268	5:55.639	104.529	89.239
10	9:48:08.704	1:12.672	24.696	25.428	22.548	29.654	83.885
11	9:49:19.263	1:10.559	18.441	23.357	28.761	104.204	90.932
12	9:50:29.417	1:10.154	24.845	23.555	21.754	53.176	88.183
13	9:51:33.389	1:03.972	18.874	23.320	21.778	106.015	89.239

Lap	Time of Day	Lap Tm	S1	S2	S3	SFSpd	S1Spd
(3) Fred WALTON							
1	9:33:05.796	1:23.712	26.591	32.431	24.690	33.571	62.022
2	9:34:09.199	1:03.403	18.969	24.365	20.069	93.988	92.181
3	9:36:10.390	2:01.191	17.550	25.867	1:17.774	114.910	100.011
4	9:37:16.491	1:06.101	20.298				



Super Lap Scotland - Round 4 AC

Super Lap Scotland Knockhill 1.267 miles
 Warm Up - Group 2 30/07/2016 09:35
 Practice (15:00 Time) started at 9:31:04

Lap	Time of Day	Lap Tm	S1	S2	S3	SFSpd	S1Spd
3	9:34:58.407	1:09.055	20.426	25.634	22.995	98.833	82.849
4	9:37:43.297	2:44.890	19.553	24.801	2:00.536	102.454	87.952
5	9:38:53.277	1:09.980	21.868	25.555	22.557	43.976	87.040
6	9:39:59.045	1:05.768	19.184	24.048	22.536	104.043	87.380
7	9:48:11.991	8:12.946	18.825	26.986	7:27.135	105.184	88.532
8	9:49:22.494	1:10.503	22.333	24.961	23.209	48.106	85.815
9	9:50:27.969	1:05.475	19.918	23.545	22.012	91.802	88.649
10	9:51:31.982	1:04.013	19.151	23.554	21.308	104.043	87.837

(43) Stuart BUCHAN

1	9:32:55.423	1:25.447	28.879	31.989	24.579	33.255	54.382
2	9:34:03.779	1:08.356	21.184	25.131	22.041	85.596	89.716
3	9:36:24.391	2:20.612	19.417	27.680	1:33.515	107.030	79.511
4	9:37:33.495	1:09.104	22.167	24.439	22.498	40.160	89.239
5	9:38:37.879	1:04.384	18.689	23.644	22.051	104.856	91.303
6	9:39:58.230	1:20.351	23.025	32.769	24.557	94.120	59.493

(42) Alex MILNE

1	9:32:43.617	1:24.687	28.899	31.594	24.194	37.616	56.440
2	9:33:54.024	1:10.407	20.026	27.279	23.102	93.205	82.240
3	9:35:03.311	1:09.287	18.850	25.699	24.738	108.238	85.925
4	9:36:14.809	1:11.498	22.858	26.814	21.826	80.465	73.907
5	9:37:26.335	1:11.526	19.309	25.857	26.360	100.161	90.320
6	9:38:34.831	1:08.496	20.672	26.019	21.805	84.518	89.002
7	9:39:39.328	1:04.497	18.260	24.637	21.600	110.739	101.066
8	9:46:13.052	6:33.724	18.148	28.922	5:46.654	110.193	95.188
9	9:47:25.254	1:12.202	23.709	26.683	21.810	40.820	76.870
10	9:48:29.820	1:04.566	18.191	24.718	21.657	110.193	98.254
11	9:49:35.648	1:05.828	18.404	24.094	23.330	110.193	99.566

(60) Callum DRYBURGH

1	9:32:53.346	1:25.387	28.366	31.700	25.321	33.996	65.727
2	9:34:02.431	1:09.085	20.641	26.160	22.284	83.780	85.054
3	9:35:09.633	1:07.202	19.893	25.397	21.912	101.371	85.706
4	9:36:21.294	1:11.661	21.830	27.392	22.439	98.688	73.745

(187) Nick COOK

1	9:36:34.029	1:35.126	35.058	32.684	27.384	19.796	63.669
2	9:37:50.848	1:16.819	22.014	29.739	25.066	91.677	76.870
3	9:39:03.705	1:12.857	20.884	27.749	24.224	99.272	77.402

Clerk of the Course. Orbits

Sig : Time :
 Chief Timekeeper : Ian Sharp (SMART Timing)
 Results available at www.mylaps.com and www.smart-timing.co.uk





Super Lap Scotland - Round 4 AC

Sorted on best lap time

Super Lap Scotland Knockhill 1.267 miles

Warm Up - Group 3 30/07/2016 09:55

Practice (15:00 Time) started at 9:56:01

Pos	No.	Name	Make/Model	Class Code	Laps	Best Tm	Diff	Best Speed	2nd Best
1	46	George RIGBY	Subaru Impreza Spec-C	SLS-C	8	56.799		80.298	58.292
2	63	Martyn HENRY	Vauxhall Astra VXR	SLS-C	12	57.232	0.433	79.690	57.547
3	100	Paul TOUGH	BMW M3	SLS-D	14	57.852	1.053	78.836	58.035
4	131	Keith COWIE	Seat Leon Supercopa	SLS-D	10	57.968	1.169	78.679	58.246
5	78	David RYBOWSKI	Subaru Impreza WRX	SLS-D	12	58.927	2.128	77.398	59.091
6	99	Andy GORDON	Lotus 211	SLS-B	11	1:00.083	3.284	75.909	1:00.193
7	5	Paul TOMLINSON	Subaru Impreza	SLS-D	10	1:00.645	3.846	75.206	1:00.678
8	76	Robbie WYPER	Mitsubishi Evo 8	SLS-C	10	1:01.017	4.218	74.747	1:01.203
9	89	Steven EYRE	Subaru Impreza STi	SLS-C	10	1:01.733	4.934	73.880	1:02.343
10	103	Stuart ROBERTSON	Renault Clio	SLS-D	11	1:02.090	5.291	73.455	1:02.342
11	69	Adrian MILNE	Mitsubishi Evo VIII GSR	SLS-D	3	1:02.225	5.426	73.296	1:03.726
12	35	Stephen HENDERSON	Sylva Riot	SLS-D	4	1:06.059	9.260	69.042	1:12.263

Clerk of the Course. Orbits

Sig : Time :
 Chief Timekeeper : Ian Sharp (SMART Timing)
 Results available at www.mylaps.com and www.smart-timing.co.uk
 Printed: 01/08/2016 17:41:02



Super Lap Scotland - Round 4 AC

Super Lap Scotland

Knockhill 1.267 miles

Warm Up - Group 3

30/07/2016 09:55

Practice (15:00 Time) started at 9:56:01

Lap	Time of Day	Lap Tm	S1	S2	S3	SFSpd	S1Spd
(46) George RIGBY							
1	9:57:56.032	1:27.143	28.964	35.874	22.305	36.511	46.928
2	9:58:55.985	59.953	17.576	22.937	19.440	102.768	100.460
3	9:59:54.277	58.292	16.897	22.297	19.098	123.815	101.987
4	10:01:06.739	1:12.462	19.957	32.040	20.465	128.068	74.981
5	10:02:03.538	56.799	16.663	21.198	18.938	111.846	108.764
6	10:05:30.250	3:26.712	18.807			127.098	77.313
7	10:07:04.013	1:33.763	27.089	31.970	34.704	33.722	62.137
8	10:08:31.057	1:27.044	25.013	33.376	28.655	83.260	64.341

Lap	Time of Day	Lap Tm	S1	S2	S3	SFSpd	S1Spd
(63) Martyn HENRY							
1	9:58:06.423	1:27.487	29.740	34.399	23.348	29.382	66.840
2	9:59:08.387	1:01.964	18.526	23.222	20.216	107.717	95.188
3	10:00:08.783	1:00.396	17.482	23.054	19.860	118.356	95.868
4	10:01:07.531	58.748	16.850	22.025	19.873	118.147	100.611
5	10:02:05.897	58.366	17.300	21.698	19.368	118.565	100.011
6	10:07:15.939	5:10.042	18.313			117.940	79.890
7	10:08:27.391	1:11.452	23.568	28.238	19.646	40.016	63.790
8	10:09:25.082	57.691	16.819	21.570	19.302	118.985	101.218
9	10:10:22.314	57.232	16.901	21.083	19.248	118.147	99.714
10	10:11:19.861	57.547	16.868	21.301	19.378	117.526	97.967
11	10:12:18.766	58.905	16.909	21.109	20.887	117.526	98.111
12	10:13:16.473	57.707	16.848	21.478	19.381	113.935	98.254

Lap	Time of Day	Lap Tm	S1	S2	S3	SFSpd	S1Spd
(100) Paul TOUGH							
1	9:57:35.296	1:14.271	23.029	26.379	24.863	46.377	81.441
2	9:58:45.528	1:10.232	21.866	27.938	20.428	82.442	63.012
3	9:59:43.777	58.249	16.832	21.882	19.535	115.107	101.678
4	10:00:46.567	1:02.790	16.900	23.302	22.588	117.526	101.066
5	10:02:05.005	1:18.438	21.434	27.882	29.122	84.518	86.590
6	10:04:49.433	2:44.428				59.864	
7	10:05:52.930	1:03.497		22.632	19.957	41.942	97.682
8	10:06:51.994	59.064	17.762	21.565	19.737	117.733	97.257
9	10:07:50.716	58.722	17.316	21.841	19.565	118.356	100.460
10	10:08:48.568	57.852	16.744	21.582	19.526	118.147	101.066
11	10:09:59.185	1:10.617	18.103	24.687	27.827	118.147	87.380
12	10:11:10.186	1:11.001	20.013	29.324	21.664	84.946	84.200
13	10:12:08.901	58.715	17.026	22.017	19.672	117.321	101.066
14	10:13:06.936	58.035	16.727	21.494	19.814	117.116	101.218

Lap	Time of Day	Lap Tm	S1	S2	S3	SFSpd	S1Spd
(131) Keith COWIE							
1	9:57:24.899	1:11.017	22.268	27.393	21.356	49.271	81.244
2	9:58:27.613	1:02.714	17.998	24.020	20.696	116.912	103.084
3	9:59:29.425	1:01.812	17.634	23.686	20.492	120.697	104.529
4	10:04:43.356	5:13.931	18.027	25.369	4:30.535	119.835	103.402
5	10:05:50.580	1:07.224	22.477	24.362	20.385	33.487	96.419
6	10:06:48.826	58.246	16.915	21.966	19.365	121.133	104.204
7	10:07:49.294	1:00.468	17.031	21.994	21.443	121.352	104.043
8	10:08:47.262	57.968	16.899	21.668	19.401	119.835	103.402
9	10:10:00.326	1:13.064	20.940	27.424	24.700	121.133	68.338
10	10:11:15.801	1:15.475	22.079	31.655	21.741	79.511	72.549

Lap	Time of Day	Lap Tm	S1	S2	S3	SFSpd	S1Spd
(78) David RYBOWSKI							
1	9:57:48.164	1:23.199	27.470	30.715	25.014	36.274	56.583
2	9:59:03.590	1:15.426	24.027	30.570	20.829	85.706	55.187
3	10:00:03.335	59.745	17.342	22.095	20.308	113.742	96.976
4	10:01:18.836	1:15.501	21.445	31.397	22.659	109.832	62.953
5	10:02:24.596	1:05.760	20.392	22.980	22.388	82.442	92.054
6	10:04:52.608	2:28.012				113.357	
7	10:06:07.458	1:14.850		26.765	21.043	30.812	65.856
8	10:07:06.385	58.927	17.128	21.843	19.956	114.518	96.558
9	10:08:22.913	1:16.528	20.089	29.941	26.498	114.129	67.108
10	10:09:34.634	1:11.721	23.722	27.001	20.998	77.851	62.953
11	10:10:33.725	59.091	17.364	21.705	20.022	114.518	95.323
12	10:11:48.404	1:14.679	21.752	28.727	24.200	111.846	70.050

Lap	Time of Day	Lap Tm	S1	S2	S3	SFSpd	S1Spd
(99) Andy GORDON							
1	9:57:47.511	1:20.974	26.930	30.468	23.576	41.145	53.686
2	9:58:52.029	1:04.518	19.003	24.802	20.713	113.357	83.885
3	9:59:53.860	1:01.831	17.812	23.657	20.362	114.518	95.323
4	10:00:56.531	1:02.671	17.532	24.750	20.389	114.323	97.540
5	10:01:57.538	1:01.007	17.939	22.406	20.662	113.357	99.272
6	10:05:45.618	3:48.080	19.052			113.935	95.595

Lap	Time of Day	Lap Tm	S1	S2	S3	SFSpd	S1Spd
(5) Paul TOMLINSON							
1	9:57:32.273	1:13.748	23.640	27.568	22.540	42.233	83.363
2	9:58:34.863	1:02.590	18.933	22.754	20.903	103.402	95.731
3	9:59:37.780	1:02.917	17.906	23.120	21.891	116.709	97.257
4	10:00:43.272	1:05.492	19.757	24.811	20.924	89.957	94.385
5	10:04:55.803	4:12.531	19.407	22.995	3:30.129	94.252	95.323
6	10:06:12.093	1:16.290	25.115	27.493	23.682	41.708	71.927
7	10:07:13.574	1:01.481	18.399	22.766	20.316	109.653	95.868
8	10:08:14.602	1:01.028	17.759	22.771	20.498	116.912	96.143
9	10:09:15.280	1:00.678	17.580	22.509	20.589	116.103	97.540
10	10:10:15.925	1:00.645	17.534	22.717	20.394	115.504	96.697

Lap	Time of Day	Lap Tm	S1	S2	S3	SFSpd	S1Spd
(76) Robbie WYPER							
1	9:57:23.602	1:11.175	21.751	27.548	21.876	50.193	90.320
2	9:58:26.369	1:02.767	17.728	24.443	20.596	120.265	105.020
3	9:59:28.553	1:02.184	17.757	23.828	20.599	114.910	103.084
4	10:00:39.689	1:11.136	17.882	30.076	23.178	113.357	97.967
5	10:05:22.622	4:42.933	24.752	27.877	3:50.304	68.758	66.443
6	10:06:34.089	1:11.467	20.668	28.124	22.675	53.515	90.442
7	10:07:37.529	1:03.440	18.703	24.205	20.532	102.454	99.419
8	10:08:38.546	1:01.017	17.092	23.378	20.547	123.360	105.515
9	10:09:54.777	1:16.231	18.741	32.138	25.352	123.815	66.181
10	10:10:55.980	1:01.203	17.195	22.749	21.259	122.459	103.561

Lap	Time of Day	Lap Tm	S1	S2	S3	SFSpd	S1Spd
(89) Steven EYRE							
1	9:57:27.483	1:10.837	22.254	26.127	22.456	42.259	92.435
2	9:58:32.231	1:04.748	18.621	24.813	21.314	117.116	96.281
3	9:59:35.722	1:03.491	18.117	24.254	21.120	118.775	103.561
4	10:00:40.076	1:04.354	18.517	24.387	21.450	116.304	101.371
5	10:01:41.809	1:01.733	18.095	22.887	20.751	116.103	100.914
6	10:04:45.156	3:03.347	17.410	22.592	2:23.345	119.409	104.043
7	10:05:52.281	1:07.125	22.634	23.934	20.557	38.679	90.932
8	10:06:55.673	1:03.392	18.151	24.332	20.909	117.116	90.077
9	10:07:59.954	1:04.281	18.866	24.536	20.879	109.118	100.011
10	10:09:02.297	1:02.343	18.358	23.302	20.683	112.220	102.611

Lap	Time of Day	Lap Tm	S1	S2	S3	SFSpd	S1Spd
(103) Stuart ROBERTSON							
1	9:58:01.964	1:31.527	28.208	39.446	23.873	39.336	47.159
2	9:59:06.065	1:04.					



Super Lap Scotland - Round 4 AC

Sorted on best lap time

Super Lap Scotland Knockhill 1.267 miles

Warm Up - Group 4 30/07/2016 10:15

Practice (15:00 Time) started at 10:16:21

Pos	No.	Name	Make/Model	Class Code	Laps	Best Tm	Diff	Best Speed	2nd Best
1	62	Paul RANKIN	Subaru Impreza RB320	SLS-P	6	55.090		82.789	1:04.854
2	79	Eric HOLMES	Mitsubishi Evo	SLS-P	8	55.287	0.197	82.494	55.542
3	56	Adam KINDNESS	Subaru Impreza STi Type R	SLS-B	6	55.364	0.274	82.379	55.800
4	20	Hamish GORDON	Ultima GTR	SLS-P	12	56.372	1.282	80.906	56.390
5	7	David LONG	Caterham R400	SLS-B	10	56.427	1.337	80.827	56.557
6	55	Fiona KINDNESS	Subaru Impreza STi Type R	SLS-B	9	56.467	1.377	80.770	56.822
7	88	Andrew BARBOUR	Subaru Legacy GL	SLS-P	4	57.095	2.005	79.882	1:03.298
8	29	Archie BAIN	Subaru Impreza Type RA	SLS-A	8	57.214	2.124	79.715	58.703
9	65	Sam ELASSAR	McLaren 650S	SLS-A	8	58.479	3.389	77.991	59.263
10	2	Steven DARLEY	Subaru Legacy GL	SLS-P	7	59.331	4.241	76.871	1:00.824
11	52	Rob ATTWOOD	Subaru Impreza	SLS-B	6	1:00.559	5.469	75.312	1:01.208
12	37	Steven HUNTER	Mitsubishi Evo 7	SLS-P	3	1:05.667	10.577	69.454	1:12.399
13	32	John STEVENSON	Subaru Impreza	SLS-A	1	12:06.859	11:11.769	6.275	



Super Lap Scotland - Round 4 AC

Super Lap Scotland

Knockhill 1.267 miles

Warm Up - Group 4

30/07/2016 10:15

Practice (15:00 Time) started at 10:16:21

Lap	Time of Day	Lap Tm	S1	S2	S3	SFSpd	S1Spd
(62) Paul RANKIN							
1	10:18:29.955	1:22.145	28.553	29.011	24.581	37.199	63.609
2	10:19:38.339	1:08.384	21.982	24.718	21.684	79.043	78.857
3	10:20:43.193	1:04.854	19.942	24.006	20.906	94.385	83.989
4	10:23:27.942	2:44.749	17.352	24.473	2:02.924	103.242	103.242
5	10:24:33.887	1:05.945	22.153	23.528	20.264	38.768	96.419
6	10:25:28.977	55.090	15.713	20.990	18.387	136.954	124.044

Lap	Time of Day	Lap Tm	S1	S2	S3	SFSpd	S1Spd
(79) Eric HOLMES							
1	10:17:55.821	1:23.041	26.829	32.952	23.260	42.206	59.282
2	10:18:55.643	59.822	17.775	22.906	19.141	93.726	109.296
3	10:19:51.352	55.709	16.383	20.848	18.478	124.968	122.014
4	10:20:46.894	55.542	15.958	21.404	18.180	132.362	120.915
5	10:21:48.388	1:01.494	18.098	24.185	19.211	128.068	95.731
6	10:22:48.031	59.643	16.782	22.180	20.681	139.227	122.236
7	10:23:56.111	1:08.080	21.232	27.030	19.818	113.935	65.663
8	10:24:51.398	55.287	15.773	20.954	18.560	135.845	121.572

Lap	Time of Day	Lap Tm	S1	S2	S3	SFSpd	S1Spd
(56) Adam KINDNESS							
1	10:17:55.590	1:16.153	26.611	29.516	20.026	43.184	63.973
2	10:18:54.327	58.737	16.468	22.252	20.017	121.792	105.349
3	10:19:50.127	55.800	16.383	20.715	18.702	125.201	106.351
4	10:21:06.007	1:15.880	21.451	33.363	21.066	128.313	52.966
5	10:22:01.371	55.364	16.496	20.527	18.341	129.053	105.848
6	10:28:21.421	6:20.050	22.573	31.286	5:26.191	128.313	50.343

Lap	Time of Day	Lap Tm	S1	S2	S3	SFSpd	S1Spd
(20) Hamish GORDON							
1	10:18:01.446	1:23.523	25.627	34.039	23.857	40.088	63.369
2	10:19:02.433	1:00.987	18.152	23.356	19.479	105.020	100.914
3	10:20:00.418	57.985	16.771	22.115	19.099	122.459	105.681
4	10:20:58.684	58.266	16.407	22.846	19.013	123.360	107.717
5	10:21:56.063	57.379	16.366	22.307	18.706	123.360	108.764
6	10:22:53.713	57.650	16.015	21.761	19.874	126.618	109.832
7	10:23:51.199	57.486	17.004	21.583	18.899	110.556	108.764
8	10:24:48.245	57.046	16.612	21.381	19.053	123.133	108.413
9	10:25:44.635	56.390	16.236	21.486	18.668	127.339	108.764
10	10:26:41.007	56.372	16.343	21.174	18.855	127.581	108.588
11	10:27:45.492	1:04.485	17.428	23.481	23.576	120.480	95.323
12	10:28:55.171	1:09.679	20.485	25.276	23.918	90.686	87.380

Lap	Time of Day	Lap Tm	S1	S2	S3	SFSpd	S1Spd
(7) David LONG							
1	10:17:53.891	1:22.973	27.389	32.822	22.762	36.472	56.393
2	10:18:55.731	1:01.840	17.441	22.697	21.702	109.118	103.882
3	10:19:57.176	1:01.445	18.238	22.625	20.582	102.142	103.402
4	10:20:56.910	59.734	16.853	23.612	19.269	124.044	98.833
5	10:21:53.602	56.692	16.150	21.740	18.802	125.201	110.922
6	10:22:50.660	57.058	15.821	22.072	19.165	126.142	112.408
7	10:23:47.087	56.427	16.244	21.298	18.885	125.670	111.846
8	10:24:43.644	56.557	15.967	21.518	19.072	124.735	113.549
9	10:25:40.844	57.200	15.919	22.011	19.270	126.857	108.764
10	10:27:01.979	1:21.135	21.612	31.159	28.364	114.129	59.440

Lap	Time of Day	Lap Tm	S1	S2	S3	SFSpd	S1Spd
(55) Fiona KINDNESS							
1	10:17:50.818	1:21.063	27.559	32.959	20.545	34.432	61.174
2	10:18:48.864	58.046	16.625	22.396	19.025	124.044	106.015
3	10:19:46.351	57.487	16.419	21.858	19.210	126.857	105.020
4	10:21:06.995	1:20.644	23.598	35.745	21.301	124.044	50.118
5	10:22:03.462	56.467	16.350	21.282	18.835	126.380	105.515
6	10:23:26.317	1:22.855	22.370	30.934	29.551	123.815	57.752
7	10:24:42.903	1:16.586	25.573	30.717	20.296	61.174	62.252
8	10:25:39.725	56.822	16.197	21.537	19.088	126.142	106.183
9	10:28:23.582	2:43.857	21.557	31.350	1:50.950	124.735	57.603

Lap	Time of Day	Lap Tm	S1	S2	S3	SFSpd	S1Spd
(88) Andrew BARBOUR							
1	10:18:24.303	1:20.720	25.935	30.055	24.730	34.151	72.627
2	10:19:32.075	1:07.772	21.330	25.238	21.204	91.928	72.314
3	10:20:35.373	1:03.298	19.827	23.804	19.667	117.733	86.479
4	10:21:32.468	57.095	16.410	21.981	18.704	133.415	120.480

Lap	Time of Day	Lap Tm	S1	S2	S3	SFSpd	S1Spd
(29) Archie BAIN							
1	10:18:10.152	1:16.733	23.609	29.173	23.951	44.413	76.086
2	10:19:20.739	1:10.587	24.158	25.486	20.943	86.035	74.234
3	10:20:19.967	59.228	16.642	22.840	19.746	127.824	109.296

Lap	Time of Day	Lap Tm	S1	S2	S3	SFSpd	S1Spd
4	10:21:18.670	58.703	16.593	23.058	19.052	127.581	111.290
5	10:22:15.884	57.214	15.865	22.192	19.157	131.070	116.103
6	10:26:01.446	3:45.562	22.422	31.328	2:51.812	129.802	61.965
7	10:27:07.524	1:06.078	21.231	24.959	19.888	52.633	86.035
8	10:28:14.595	1:07.071	15.933	24.077	27.061	127.339	115.703

Lap	Time of Day	Lap Tm	S1	S2	S3	SFSpd	S1Spd
(65) Sam ELASSAR							
1	10:18:06.125	1:15.229	21.608	31.131	22.490	42.689	86.257
2	10:19:25.155	1:19.030	28.154	30.462	20.414	96.419	47.968
3	10:20:25.600	1:00.445	17.346	23.549	19.550	119.196	94.120
4	10:21:24.079	58.479	16.297	22.883	19.299	135.025	95.595
5	10:22:23.342	59.263	16.349	23.612	19.302	128.805	99.566
6	10:24:57.962	2:34.620	16.841	23.411	1:54.368	126.857	90.198
7	10:26:00.655	1:02.693	19.073	23.507	20.113	116.804	104.692
8	10:27:00.059	59.404	16.798	23.126	19.480	119.196	106.689

Lap	Time of Day	Lap Tm	S1	S2	S3	SFSpd	S1Spd
(2) Steven DARLEY							
1	10:18:03.447	1:29.049	27.825	32.721	28.503	44.063	63.130
2	10:19:08.089	1:04.642	20.545	23.580	20.517	84.095	96.976
3	10:20:08.913	1:00.824	17.823	23.417	19.584	125.670	100.161
4	10:21:11.176	1:02.263	17.048	24.009	21.206	133.415	107.201
5	10:26:12.082	5:00.906	22.252	25.961	4:12.693	92.181	59.387
6	10:27:20.690	1:08.608	20.744	24.804	23.060	53.345	91.427
7	10:28:20.021	59.331	16.667	22.597	20.067	129.802	109.296

Lap	Time of Day	Lap Tm	S1	S2	S3	SFSpd	S1Spd
(52) Rob ATTWOOD							
1	10:18:05.743	1:24.468	26.750	33.191	24.527	48.770	57.113
2	10:19:10.310	1:04.567	19.387	24.810	20.370	92.947	81.938
3	10:20:11.518	1:01.208	18.069	23.431	19.708	114.910	93.076
4	10:21:12.077	1:00.559	17.509	23.252	19.798	116.506	94.785
5	10:28:00.412	6:48.335	22.225	28.174	5:57.936	100.460	58.354
6	10:29:06.077	1:05.665	20.339	23.331	21.995	50.381	84.200

Lap	Time of Day	Lap Tm	S1	S2	S3	SFSpd	S1Spd
(37) Steven HUNTER							
1	10:18:08.871	1:12.399	21.411	29.169	21.819	45.130	84.732
2	10:24:52.512	6:43.641	19.564	26.310	5:57.767	97.824	86.368
3	10:25:58.179	1:05.667	19.615	23.901	22.151	40.894	94.120

Lap	Time of Day	Lap Tm	S1	S2	S3	SFSpd	S1Spd
(32) John STEVENSON							
1	10:28:52.510	12:06.859	29.780				

Super Lap Scotland - Round 4 AC
Sorted on best lap time

Super Lap Scotland

Knockhill 1.267 miles

Warm Up - Overall

30/07/2016 09:15

Practice (15:00 Time) started at 9:09:33

Pos	No.	Name	Make/Model	Class Code	Laps	Best Tm	Diff	Best Speed	2nd Best
1	62	Paul RANKIN	Subaru Impreza RB320	SLS-P	6	55.090		82.789	1:04.854
2	79	Eric HOLMES	Mitsubishi Evo	SLS-P	8	55.287	0.197	82.494	55.542
3	56	Adam KINDNESS	Subaru Impreza STi Type R	SLS-B	6	55.364	0.274	82.379	55.800
4	20	Hamish GORDON	Ultima GTR	SLS-P	12	56.372	1.282	80.906	56.390
5	7	David LONG	Caterham R400	SLS-B	10	56.427	1.337	80.827	56.557
6	55	Fiona KINDNESS	Subaru Impreza STi Type R	SLS-B	9	56.467	1.377	80.770	56.822
7	46	George RIGBY	Subaru Impreza Spec-C	SLS-C	8	56.799	1.709	80.298	58.292
8	88	Andrew BARBOUR	Subaru Legacy GL	SLS-P	4	57.095	2.005	79.882	1:03.298
9	29	Archie BAIN	Subaru Impreza Type RA	SLS-A	8	57.214	2.124	79.715	58.703
10	63	Martyn HENRY	Vauxhall Astra VXR	SLS-C	12	57.232	2.142	79.690	57.547
11	100	Paul TOUGH	BMW M3	SLS-D	14	57.852	2.762	78.836	58.035
12	131	Keith COWIE	Seat Leon Supercopa	SLS-D	10	57.968	2.878	78.679	58.246
13	65	Sam ELASSAR	McLaren 650S	SLS-A	8	58.479	3.389	77.991	59.263
14	25	Alastair MOWAT	BMW E46 M3	SLS-E	14	58.818	3.728	77.542	58.823
15	78	David RYBOWSKI	Subaru Impreza WRX	SLS-D	12	58.927	3.837	77.398	59.091
16	44	Steven JEFFERIES	Mitsubishi Evo VI	SLS-D	12	59.044	3.954	77.245	59.109
17	2	Steven DARLEY	Subaru Legacy GL	SLS-P	7	59.331	4.241	76.871	1:00.824
18	99	Andy GORDON	Lotus 211	SLS-B	11	1:00.083	4.993	75.909	1:00.193
19	15	Matt COLLINS	Porsche Cayman	SLS-E	10	1:00.115	5.025	75.869	1:00.165
20	49	Alan TAIT	Subaru Impreza	SLS-D	11	1:00.394	5.304	75.518	1:02.199
21	52	Rob ATTWOOD	Subaru Impreza	SLS-B	6	1:00.559	5.469	75.312	1:01.208
22	45	Euan BEGBIE	Volkswagon Golf	SLS-D	7	1:00.566	5.476	75.304	1:00.623
23	5	Paul TOMLINSON	Subaru Impreza	SLS-D	10	1:00.645	5.555	75.206	1:00.678
24	66	Marten BONNER	Fiat Abarth 500	SLS-D	8	1:00.727	5.637	75.104	1:01.299
25	76	Robbie WYPER	Mitsubishi Evo 8	SLS-C	10	1:01.017	5.927	74.747	1:01.203
26	89	Steven EYRE	Subaru Impreza STi	SLS-C	10	1:01.733	6.643	73.880	1:02.343
27	83	Fraser JAMIESON	Renault Clio 172 Ph1	SLS-E	11	1:01.891	6.801	73.691	1:02.613
28	64	Andrew CAMERON	Porsche 911 Carrera	SLS-E	4	1:01.950	6.860	73.621	1:06.480
29	103	Stuart ROBERTSON	Renault Clio	SLS-D	11	1:02.090	7.000	73.455	1:02.342
30	67	Marshall WISHART	Mazda RX8	SLS-F	14	1:02.120	7.030	73.420	1:02.234
31	41	Neil METHVEN	Renault Clio 182	SLS-F	7	1:02.215	7.125	73.308	1:03.037
32	69	Adrian MILNE	Mitsubishi Evo VIII GSR	SLS-D	3	1:02.225	7.135	73.296	1:03.726
33	48	Robert JOBSON	Audi A3 3.2	SLS-F	11	1:02.614	7.524	72.841	1:02.645
34	13	Lewis SKENE	Renault Megane RS	SLS-E	13	1:03.019	7.929	72.372	1:03.043
35	16	Martin KELMAN	Renault Clio 172 Cup	SLS-E	13	1:03.338	8.248	72.008	1:03.412
36	3	Fred WALTON	Subaru Prodrive Impreza	SLS-D	4	1:03.403	8.313	71.934	1:06.101
37	54	Steven McNAB	Renault Clio	SLS-F	11	1:03.505	8.415	71.819	1:03.558
38	27	Paul WILSON	Renault Clio Cup	SLS-F	7	1:03.531	8.441	71.789	1:03.627
39	23	Andrew COWIE	Subaru Impreza	SLS-F	5	1:03.697	8.607	71.602	1:10.205
40	116	Craig DILLON	Renault Clio	SLS-E	13	1:03.756	8.666	71.536	1:03.834
41	26	Kevin KENSETT	Peugeot 106	SLS-E	10	1:04.013	8.923	71.249	1:05.475
42	43	Stuart BUCHAN	Renault Clio 172 Cup	SLS-E	6	1:04.384	9.294	70.838	1:08.356
43	42	Alex MILNE	Audi TTRS Plus	SLS-D	11	1:04.497	9.407	70.714	1:04.566

Clerk of the Course.

Orbits

Sig : Time :

Chief Timekeeper : Ian Sharp (SMART Timing)

 Results available at www.mylaps.com and www.smart-timing.co.uk

Printed: 01/08/2016 19:36:36



Super Lap Scotland - Round 4 AC

Sorted on best lap time

Super Lap Scotland Knockhill 1.267 miles
 Warm Up - Overall 30/07/2016 09:15
 Practice (15:00 Time) started at 9:09:33

Pos	No.	Name	Make/Model	Class Code	Laps	Best Tm	Diff	Best Speed	2nd Best
44	50	Gavin EDGAR	Renault Clio Williams	SLS-F	10	1:04.526	9.436	70.682	1:04.785
45	37	Steven HUNTER	Mitsubishi Evo 7	SLS-P	3	1:05.667	10.577	69.454	1:12.399
46	35	Stephen HENDERSON	Sylva Riot	SLS-D	4	1:06.059	10.969	69.042	1:12.263
47	59	Simon McWILLIAM	Renault Clio 172 Cup	SLS-F	5	1:06.380	11.290	68.708	1:08.542
48	60	Callum DRYBURGH	Mini Cooper S	SLS-F	4	1:07.202	12.112	67.868	1:09.085
49	187	Nick COOK	Volkswagon Golf Cup	SLS-E	3	1:12.857	17.767	62.600	1:16.819
50	132	Suzanne BUIST	Mini Cooper S	SLS-F	4	1:14.371	19.281	61.326	1:14.855
51	39	Martin PALMER	MGF Trophy 160	SLS-F	11	1:15.011	19.921	60.802	1:15.238
52	87	Andy TAYLOR	Volkswagon Golf Cup	SLS-E	1	1:20.780	25.690	56.460	
53	32	John STEVENSON	Subaru Impreza	SLS-A	1	12:06.859	11:11.769	6.275	
54	21	Scott ROBSON	Lotus Elise	SLS-F				-	
55	38	Chris HISLOP	Renault Clio 197	SLS-F				-	

Clerk of the Course. Orbits

Sig : Time :
 Chief Timekeeper : Ian Sharp (SMART Timing)
 Results available at www.mylaps.com and www.smart-timing.co.uk



Super Lap Scotland - Round 4 AC

Sorted on best lap time

Super Lap Scotland

Knockhill 1.267 miles

Practice - Group 1

30/07/2016 11:20

Practice (15:00 Time) started at 11:02:34

Pos	No.	Name	Make/Model	Class Code	Laps	Best Tm	Diff	Best Speed	2nd Best
1	67	Marshall WISHART	Mazda RX8	SLS-F	7	1:01.271		74.437	1:01.820
2	21	Scott ROBSON	Lotus Elise	SLS-F	14	1:01.556	0.285	74.093	1:02.155
3	27	Paul WILSON	Renault Clio Cup	SLS-F	10	1:02.135	0.864	73.402	1:02.557
4	48	Robert JOBSON	Audi A3 3.2	SLS-F	9	1:02.283	1.012	73.228	1:02.346
5	93	Allister PHILLIPS	Honda Prelude Si VTEC	SLS-F	13	1:02.587	1.316	72.872	1:02.712
6	41	Neil METHVEN	Renault Clio 182	SLS-F	5	1:02.985	1.714	72.412	1:03.242
7	54	Steven McNAB	Renault Clio	SLS-F	12	1:03.415	2.144	71.921	1:03.550
8	87	Andy TAYLOR	Volkswagon Golf Cup	SLS-E	11	1:03.465	2.194	71.864	1:03.733
9	38	Chris HISLOP	Renault Clio 197	SLS-F	13	1:03.515	2.244	71.807	1:03.543
10	50	Gavin EDGAR	Renault Clio Williams	SLS-F	9	1:04.194	2.923	71.048	1:04.254
11	59	Simon McWILLIAM	Renault Clio 172 Cup	SLS-F	8	1:05.752	4.481	69.364	1:06.362
12	132	Suzanne BUIST	Mini Cooper S	SLS-F	7	1:10.910	9.639	64.319	1:12.915
13	39	Martin PALMER	MGF Trophy 160	SLS-F	12	1:12.739	11.468	62.701	1:13.012
14	81	Ian PITMAN	Subaru Impreza	SLS-F				-	

Clerk of the Course.

Sig : Time :

Chief Timekeeper : Ian Sharp (SMART Timing)

Results available at www.mylaps.com and www.smart-timing.co.uk

Printed: 01/08/2016 17:44:02

Orbits



Super Lap Scotland - Round 4 AC

Super Lap Scotland

Knockhill 1.267 miles

Practice - Group 1

30/07/2016 11:20

Practice (15:00 Time) started at 11:02:34

Lap	Time of Day	Lap Tm	S1	S2	S3	SFSpd	S1Spd
(67) Marshall WISHART							
1	11:04:04.779	1:18.338	25.118	31.105	22.115	40.112	66.246
2	11:05:06.599	1:01.820	18.686	22.231	20.903	100.460	89.120
3	11:06:10.340	1:03.741	18.171	23.140	22.430	101.066	89.716
4	11:07:12.291	1:01.951	19.594	22.216	20.141	99.566	85.815
5	11:08:14.236	1:01.945	18.044	23.559	20.342	104.529	89.477
6	11:09:15.507	1:01.271	18.195	22.335	20.741	103.721	89.002
7	11:10:27.211	1:11.704	20.603	28.005	23.096	104.204	79.417

(21) Scott ROBSON							
1	11:04:48.456	1:19.650	27.073			31.910	63.429
2	11:05:53.582	1:05.126	20.677	23.400	21.049	69.758	88.649
3	11:06:58.132	1:04.550	18.420	24.728	21.402	102.768	
4	11:08:03.394	1:05.262	19.452			102.768	
5	11:09:07.614	1:04.220	18.350	23.480	22.390	102.298	89.957
6	11:10:09.936	1:02.320	18.208	22.970	21.144	101.987	
7	11:11:12.107	1:02.171	18.221	22.866	21.084	102.768	
8	11:12:14.570	1:02.463	18.100	22.973	21.390	102.926	
9	11:13:17.375	1:02.805	18.953			103.402	
10	11:14:19.657	1:02.282	18.100	23.245	20.937	102.926	90.442
11	11:15:21.956	1:02.299	18.147	22.945	21.207	102.768	90.809
12	11:16:23.512	1:01.556	17.972			103.084	89.716
13	11:17:26.208	1:02.696	18.156	23.498	21.042	103.242	90.077
14	11:18:28.363	1:02.155	18.177			102.298	90.686

(27) Paul WILSON							
1	11:04:03.605	1:19.936	26.909	31.116	21.911	31.880	63.429
2	11:05:07.407	1:03.802	18.764	22.700	22.338	101.678	86.479
3	11:06:10.809	1:03.402	19.492	22.608	21.302	82.543	87.266
4	11:07:14.666	1:03.857	20.009	22.694	21.154	86.590	87.266
5	11:08:16.801	1:02.135	18.418	22.581	21.136	103.882	87.494
6	11:09:19.358	1:02.557	18.359	22.560	21.638	103.721	86.702
7	11:10:22.677	1:03.319	18.530	22.928	21.861	104.043	86.590
8	11:11:25.348	1:02.671	18.631	22.719	21.321	102.298	86.257
9	11:12:28.656	1:03.308	18.875	23.124	21.309	103.561	86.590
10	11:13:44.813	1:16.157	21.157	29.403	25.597	98.688	78.672

(48) Robert JOBSON							
1	11:04:11.546	1:18.050	24.866	28.468	24.716	36.491	72.236
2	11:05:21.598	1:10.052	23.668	23.753	22.631	76.432	81.839
3	11:06:23.966	1:02.368	18.136	22.732	21.500	105.349	90.564
4	11:07:26.312	1:02.346	18.329	22.830	21.187	106.015	89.002
5	11:08:28.690	1:02.378	18.265	22.689	21.424	105.681	89.120
6	11:09:35.564	1:06.874	21.136	24.004	21.734	86.146	89.239
7	11:10:38.085	1:02.521	18.441	22.729	21.351	106.183	89.358
8	11:11:40.368	1:02.283	18.307	22.877	21.099	106.689	89.716
9	11:14:30.060	2:49.692	20.248	23.302	2:06.142	106.520	77.761

(93) Allister PHILLIPS							
1	11:04:28.863	1:29.893	30.116	33.425	26.352	37.448	58.052
2	11:05:42.039	1:13.176	25.166	26.374	21.636	50.533	80.658
3	11:06:47.081	1:05.042	19.724	23.978	21.340	101.524	83.885
4	11:07:52.717	1:05.636	18.525	23.407	23.704	103.084	86.814
5	11:09:01.299	1:08.582	20.948	25.988	21.646	75.317	83.054
6	11:10:04.212	1:02.913	18.296	23.591	21.026	103.084	87.040
7	11:11:19.046	1:14.834	19.956	30.127	24.751	103.882	81.739
8	11:12:28.068	1:09.022	22.534	25.109	21.379	76.000	78.765
9	11:13:30.655	1:02.587	18.402	22.911	21.274	103.084	86.368
10	11:14:48.948	1:18.293	20.401	31.454	26.438	102.142	77.135
11	11:16:06.372	1:17.424	26.804	28.146	22.474	64.651	62.953
12	11:17:09.084	1:02.712	18.027	23.187	21.498	102.298	87.837
13	11:18:23.550	1:14.466	20.058	28.904	25.504	103.561	71.089

(41) Neil METHVEN							
1	11:04:21.995	1:25.865	30.147	32.417	23.301	31.388	46.281
2	11:05:25.237	1:03.242	18.667	23.055	21.520	102.298	86.702
3	11:08:09.282	2:44.045	24.816	39.893	1:39.336	104.366	42.581
4	11:09:26.892	1:17.610	22.704	32.344	22.562	42.662	55.051
5	11:10:29.877	1:02.985	18.503	23.111	21.371	104.692	87.153

(54) Steven McNAB							
1	11:04:30.485	1:23.131	29.273	31.360	22.498	34.988	64.527
2	11:05:34.463	1:03.978	18.933	23.395	21.650	104.856	88.532

Lap	Time of Day	Lap Tm	S1	S2	S3	SFSpd	S1Spd
3	11:06:43.967	1:09.504	18.565	24.794	26.145	105.184	89.002
4	11:07:52.817	1:08.850	22.512	24.792	21.546	82.543	76.782
5	11:08:56.505	1:03.688	18.486	23.636	21.566	106.015	89.002
6	11:11:21.524	2:25.019	20.484	28.861	1:35.674	106.351	74.730
7	11:12:33.211	1:11.687	23.529	25.975	22.183	45.528	74.481
8	11:13:37.444	1:04.233	18.711	23.648	21.874	106.183	89.596
9	11:14:40.859	1:03.415	18.579	23.288	21.548	105.184	89.239
10	11:15:50.232	1:09.373	19.726	27.329	22.318	105.681	76.958
11	11:16:53.782	1:03.550	18.405	23.601	21.544	105.349	88.649
12	11:18:09.520	1:15.738	21.141	29.946	24.651	106.015	72.081

(87) Andy TAYLOR							
1	11:03:54.166	1:14.992	23.649	27.711	23.632	40.524	78.305
2	11:05:03.497	1:09.331	20.198	26.476	22.657	99.714	80.081
3	11:06:09.882	1:06.385	19.110	24.922	22.353	102.454	88.068
4	11:07:19.087	1:09.205	20.662	26.158	22.385	101.987	74.564
5	11:08:24.979	1:05.892	19.472	24.443	21.977	101.832	87.722
6	11:09:30.165	1:05.186	19.572	24.038	21.576	103.402	89.002
7	11:10:35.663	1:05.498	19.065	24.577	21.856	103.561	89.239
8	11:11:39.653	1:03.990	18.710	23.869	21.411	102.611	91.677
9	11:12:48.060	1:08.407	21.135	26.011	21.261	103.721	57.113
10	11:13:51.525	1:03.465	18.676	23.394	21.395	103.084	90.686
11	11:14:55.258	1:03.733	18.769	23.638	21.326	103.561	90.320

(38) Chris HISLOP							
1	11:04:26.562	1:21.660	28.829	30.149	22.682	29.165	48.948
2	11:05:35.223	1:08.661	19.360	24.649	24.652	101.066	82.039
3	11:06:41.059	1:05.836	19.345	24.415	22.076	85.925	85.487
4	11:07:47.877	1:06.818	18.569	26.279	21.970	101.066	86.927
5	11:08:51.770	1:03.893	18.503	23.382	22.008	101.066	86.814
6	11:09:55.362	1:03.592	18.513	23.346	21.733	101.371	86.590
7	11:11:10.507	1:15.145	20.592	28.856	25.697	102.142	68.338
8	11:12:20.396	1:09.889	22.001	25.881	22.007	71.696	79.230
9	11:13:23.939	1:03.543	18.422	23.395	21.726	102.298	87.153
10	11:14:27.876	1:03.937	18.567	23.367	22.003	102.142	87.040
11	11:15:42.117	1:14.241	22.126	29.657	22.458	101.066	56.727
12	11:16:45.632	1:03.515	18.371	23.004	22.140	101.678	87.722
13	11:17:50.015	1:04.383	18.730	23.452	22.201	102.298	87.380

(50) Gavin EDGAR							
1	11:04:06.576	1:18.664	25.805	30.147	22.712	44.858	61.737
2	11:05:11.167	1:04.591	19.250	23.579	21.762	101.832	85.706
3	11:06:16.104	1:04.937	19.192	23.837	21.908	102.142	85.925
4	11:07:20.554	1:04.450	18.958				



Super Lap Scotland - Round 4 AC

Super Lap Scotland Knockhill 1.267 miles

Practice - Group 1 30/07/2016 11:20

Practice (15:00 Time) started at 11:02:34

Lap	Time of Day	Lap Tm	S1	S2	S3	SFSpd	S1Spd	Lap	Time of Day	Lap Tm	S1	S2	S3	SFSpd	S1Spd
5	11:09:10.878	1:17.627	22.775	28.647	26.205	70.050	76.694								
6	11:10:23.617	1:12.739	20.304	27.637	24.798	92.308	79.700								
7	11:11:40.291	1:16.674	22.060	29.507	25.107	89.477	70.640								
8	11:12:58.385	1:18.094	22.145	28.638	27.311	85.270	71.467								
9	11:14:13.569	1:15.184	22.009	28.459	24.716	88.884	75.914								
10	11:15:28.962	1:15.393	20.832	29.235	25.326	92.562	76.782								
11	11:16:43.368	1:14.406	21.553	28.043	24.810	89.716	76.694								
12	11:18:00.067	1:16.699	22.942	28.916	24.841	91.677	71.850								

Clerk of the Course. Orbits

Sig : Time :
 Chief Timekeeper : Ian Sharp (SMART Timing)
 Results available at www.mylaps.com and www.smart-timing.co.uk



Super Lap Scotland - Round 4 AC
Sorted on best lap time

Super Lap Scotland

Knockhill 1.267 miles

Practice - Group 2

30/07/2016 11:40

Practice (15:00 Time) started at 11:22:21

Pos	No.	Name	Make/Model	Class Code	Laps	Best Tm	Diff	Best Speed	2nd Best
1	44	Steven JEFFERIES	Mitsubishi Evo VI	SLS-D	11	58.383		78.119	58.652
2	25	Alastair MOWAT	BMW E46 M3	SLS-E	12	58.705	0.322	77.691	58.711
3	15	Matt COLLINS	Porsche Cayman	SLS-E	14	1:00.244	1.861	75.706	1:00.261
4	49	Alan TAIT	Subaru Impreza	SLS-D	10	1:00.835	2.452	74.971	1:01.536
5	64	Andrew CAMERON	Porsche 911 Carrera	SLS-E	11	1:00.892	2.509	74.900	1:02.673
6	66	Marten BONNER	Fiat Abarth 500	SLS-D	13	1:00.932	2.549	74.851	1:01.085
7	3	Fred WALTON	Subaru Prodrive Impreza	SLS-D	3	1:01.272	2.889	74.436	1:01.950
8	45	Euan BEGBIE	Volkswagon Golf	SLS-D	7	1:01.298	2.915	74.404	1:01.432
9	83	Fraser JAMIESON	Renault Clio 172 Ph1	SLS-E	11	1:01.551	3.168	74.099	1:02.149
10	26	Kevin KENSETT	Peugeot 106	SLS-E	10	1:01.723	3.340	73.892	1:02.605
11	13	Lewis SKENE	Renault Megane RS	SLS-E	7	1:02.561	4.178	72.902	1:02.756
12	16	Martin KELMAN	Renault Clio 172 Cup	SLS-E	12	1:02.840	4.457	72.579	1:03.220
13	43	Stuart BUCHAN	Renault Clio 172 Cup	SLS-E	10	1:03.093	4.710	72.288	1:03.538
14	116	Craig DILLON	Renault Clio	SLS-E	7	1:03.310	4.927	72.040	1:03.530
15	187	Nick COOK	Volkswagon Golf Cup	SLS-E	13	1:04.712	6.329	70.479	1:04.857
16	42	Alex MILNE	Audi TTRS Plus	SLS-D	10	1:05.426	7.043	69.710	1:05.469
17	358	Stavros COSTA	Peugeot 205 GTi	SLS-E	12	1:06.278	7.895	68.814	1:06.448

Clerk of the Course.

Orbits

Sig : Time :

Chief Timekeeper : Ian Sharp (SMART Timing)

 Results available at www.mylaps.com and www.smart-timing.co.uk

Printed: 01/08/2016 17:45:05





Super Lap Scotland - Round 4 AC

Super Lap Scotland

Knockhill 1.267 miles

Practice - Group 2

30/07/2016 11:40

Practice (15:00 Time) started at 11:22:21

Lap	Time of Day	Lap Tm	S1	S2	S3	SFSpd	S1Spd
(44) Steven JEFFERIES							
1	11:23:50.670	1:20.652	26.687	30.426	23.539	36.255	64.651
2	11:24:51.579	1:00.909	18.036	23.253	19.620	101.066	99.863
3	11:25:50.690	59.111	17.071	21.840	20.200	121.352	101.832
4	11:26:50.665	59.975	17.569	22.367	20.039	115.504	102.926
5	11:27:49.657	58.992	17.249	22.007	19.736	120.480	101.987
6	11:28:48.309	58.652	17.052	21.638	19.962	119.621	103.242
7	11:29:50.698	1:02.389	16.970	22.528	22.891	119.196	104.366
8	11:30:52.339	1:01.641	18.770	22.065	20.806	99.714	98.111
9	11:31:52.960	1:00.621	17.842	22.407	20.372	112.976	102.611
10	11:32:51.343	58.383	16.839	21.668	19.876	120.049	103.402
11	11:33:53.587	1:02.244	16.899	24.386	20.959	120.265	104.043

Lap	Time of Day	Lap Tm	S1	S2	S3	SFSpd	S1Spd
(25) Alastair MOWAT							
1	11:24:34.304	1:28.318	27.990	34.148	26.180	46.896	52.021
2	11:25:44.641	1:10.337	17.943	31.087	21.307	110.374	94.518
3	11:26:45.218	1:00.577	17.057	22.794	20.726	115.107	96.697
4	11:27:44.535	59.317	17.179	21.736	20.402	114.714	96.836
5	11:28:43.240	58.705	17.177	21.762	19.766	113.742	96.697
6	11:30:01.031	1:17.791	21.719	35.746	20.326	116.103	49.308
7	11:30:59.742	58.711	17.185	21.894	19.632	116.103	97.824
8	11:31:11.139	1:11.397	21.620	29.483	20.294	117.321	60.731
9	11:33:39.324	1:28.185	17.201	21.692	49.292	116.103	97.399
10	11:35:10.318	1:30.994	34.225	36.865	19.904	28.654	52.062
11	11:36:20.631	1:10.313	17.206	25.494	27.613	116.103	97.257
12	11:37:30.101	1:09.470	20.913	26.439	22.118	115.504	54.737

Lap	Time of Day	Lap Tm	S1	S2	S3	SFSpd	S1Spd
(15) Matt COLLINS							
1	11:24:28.249	1:26.352	27.409	35.405	23.538	32.993	57.016
2	11:25:29.390	1:01.141	18.225	22.593	20.323	113.357	98.254
3	11:26:29.902	1:00.512	17.963	22.284	20.265	117.733	98.543
4	11:27:30.831	1:00.929	17.704	22.523	20.702	117.321	98.688
5	11:28:31.151	1:00.320	17.495	22.196	20.629	113.549	98.254
6	11:29:31.395	1:00.244	17.507	22.364	20.373	116.304	97.824
7	11:30:38.921	1:07.526	17.759	26.245	23.522	117.733	98.833
8	11:31:39.281	1:00.360	17.648	22.296	20.416	114.323	98.398
9	11:32:39.849	1:00.568	17.492	22.356	20.720	117.321	99.419
10	11:33:57.027	1:17.178	22.529	32.710	21.939	106.351	59.811
11	11:34:58.012	1:00.985	17.822	22.612	20.551	116.103	97.540
12	11:35:58.392	1:00.380	17.874	22.173	20.333	116.506	98.398
13	11:37:07.946	1:09.554	17.805	30.260	21.489	117.526	98.688
14	11:38:08.207	1:00.261	17.836	22.209	20.216	116.103	99.125

Lap	Time of Day	Lap Tm	S1	S2	S3	SFSpd	S1Spd
(49) Alan TAIT							
1	11:24:18.549	1:25.599	27.717	34.043	23.839	31.669	68.060
2	11:25:20.407	1:01.858	17.698	23.960	20.200	114.129	99.566
3	11:26:22.609	1:02.202	17.844	23.716	20.642	117.733	100.460
4	11:27:48.210	1:25.601	21.450	34.113	30.038	115.903	57.210
5	11:29:08.740	1:20.530	26.232	33.130	21.168	59.230	53.815
6	11:30:09.575	1:00.835	17.442	23.186	20.207	116.709	100.310
7	11:32:24.703	2:15.128	21.167	35.182	1:18.779	117.733	59.811
8	11:33:42.451	1:17.748	26.474	29.276	21.998	35.488	60.951
9	11:34:43.987	1:01.536	18.221	23.207	20.108	115.703	98.688
10	11:36:16.662	1:32.675	21.326	28.446	42.903	117.940	63.851

Lap	Time of Day	Lap Tm	S1	S2	S3	SFSpd	S1Spd
(64) Andrew CAMERON							
1	11:24:10.153	1:26.196	28.255	32.854	25.087	34.134	55.876
2	11:25:18.110	1:07.957	22.139	24.434	21.384	83.054	82.747
3	11:26:24.822	1:06.712	21.856	24.063	20.793	86.146	78.032
4	11:27:33.233	1:08.411	19.652	24.305	24.454	101.371	84.839
5	11:28:36.666	1:03.433	18.976	23.911	20.546	86.035	93.726
6	11:29:49.195	1:12.529	18.818	24.020	29.691	111.105	95.868
7	11:30:59.114	1:09.919	23.714	25.987	20.218	58.507	79.606
8	11:32:16.664	1:17.550	24.057	31.024	22.469	114.518	50.268
9	11:33:25.045	1:08.381	19.497	24.337	24.547	83.675	92.818
10	11:34:27.718	1:02.673	19.243	23.440	19.990	75.742	94.385
11	11:35:28.610	1:00.892	17.895	22.734	20.263	115.903	96.281

Lap	Time of Day	Lap Tm	S1	S2	S3	SFSpd	S1Spd
(66) Marten BONNER							
1	11:24:03.985	1:23.559	28.464	30.660	24.435	32.880	59.440
2	11:25:10.346	1:06.361	20.150	24.535	21.676	88.299	89.836
3	11:26:12.871	1:02.525	18.268	23.432	20.825	104.204	93.205
4	11:27:14.272	1:01.401	18.062	23.132	20.207	107.717	94.518

Lap	Time of Day	Lap Tm	S1	S2	S3	SFSpd	S1Spd
(3) Fred WALTON							
5	11:28:15.672	1:01.400	17.939	22.913	20.548	109.118	93.726
6	11:29:16.604	1:00.932	17.751	22.604	20.577	107.030	95.323
7	11:30:18.051	1:01.447	18.114	22.695	20.638	106.859	95.459
8	11:31:20.223	1:02.172	18.073	22.940	21.159	106.689	95.595
9	11:32:22.115	1:01.892	17.872	22.648	21.372	103.882	94.252
10	11:33:23.698	1:01.583	17.872	23.010	20.701	103.721	93.857
11	11:34:25.019	1:01.321	17.769	22.924	20.628	105.681	94.785
12	11:35:26.104	1:01.085	17.887	22.595	20.603	104.856	93.335
13	11:36:33.212	1:07.108	17.872	23.942	25.294	106.859	93.595

Lap	Time of Day	Lap Tm	S1	S2	S3	SFSpd	S1Spd
(3) Fred WALTON							
1	11:24:25.308	1:26.654	28.682	34.139	23.833	38.413	51.502
2	11:25:27.258	1:01.950	18.123	23.103	20.724	113.357	96.558
3	11:26:28.530	1:01.272	18.222	23.119	19.931	103.882	98.979

Lap	Time of Day	Lap Tm	S1	S2	S3	SFSpd	S1Spd
(45) Euan BEGBIE							
1	11:24:12.023	1:19.705	27.222	30.759	21.724	36.611	64.901
2	11:24:55.244	1:03.101	19.144			119.835	91.928
3	11:25:56.676	1:01.432	17.545	22.953	20.934	120.265	101.678
4	11:26:24.539	1:02.863	21.747			119.621	62.484
5	11:29:31.176	1:06.637	22.275			38.282	91.677
6	11:30:33.346	1:02.170	18.287	23.294	20.589	119.196	89.239
7	11:31:34.644	1:01.298	17.173	23.375	20.750	119.409	101.678

Lap	Time of Day	Lap Tm	S1	S2	S3	SFSpd	S1Spd
(83) Fraser JAMIESON							
1	11:24:12.023	1:22.101	27.704	30.450	23.947	34.151	60.841
2	11:25:15.567	1:03.544	18.315	23.299	21.930	103.084	88.183
3	11:26:18.170	1:02.603	18.280	22.747	21.576	103.561	88.183
4	11:27:20.319	1:02.149	18.258	22.588	21.303	104.366	88.532
5	11:28:23.011	1:02.692	18.280	22.789	21.623	104.856	88.183
6	11:30:48.802	2:25.791	23.035	35.972	1:26.784	105.515	50.306
7	11:31:57.508	1:08.706	21.988	24.971	21.747	49.526	74.234
8	11:32:59.683	1:02.175	18.187	22.656	21.332	104.692	88.068
9	11:34:10.057	1:10.374	19.072	28.290	23.012	105.681	77.761
10	11:35:12.775	1:02.718	18.360	22.781	21.577	105.515	89.002
11	11:36:14.326	1:01.551	17.894	22.334	21.323	105.515	89.358

Lap	Time of Day	Lap Tm
-----	-------------	--------



Super Lap Scotland - Round 4 AC

Super Lap Scotland

Knockhill 1.267 miles

Practice - Group 2

30/07/2016 11:40

Practice (15:00 Time) started at 11:22:21

Lap	Time of Day	Lap Tm	S1	S2	S3	SFSpd	S1Spd
2	11:25:26.657	1:03.608	18.471	23.454	21.683	105.184	90.809
3	11:26:41.811	1:15.154	23.502	29.572	22.080	102.611	59.918
4	11:27:44.904	1:03.093	18.327	23.042	21.724	105.515	91.055
5	11:29:54.430	2:09.526	25.552	28.608	1:15.366	99.714	44.325
6	11:31:11.918	1:17.488	23.636	31.147	22.705	49.709	56.016
7	11:32:26.140	1:14.222	18.377	27.043	28.802	104.856	90.686
8	11:33:37.226	1:11.086	20.859	27.928	22.299	83.260	84.412
9	11:34:40.764	1:03.538	18.634	23.401	21.503	105.681	90.564
10	11:35:44.903	1:04.139	18.939	23.561	21.639	105.848	91.928

(116) Craig DILLON

1	11:24:44.622	1:31.789	25.131	39.447	27.211	33.504	82.645
2	11:25:49.512	1:04.890	19.181	23.446	22.263	103.561	90.442
3	11:26:52.822	1:03.310	18.684	23.298	21.328	105.848	89.836
4	11:29:23.770	2:30.948	19.811	27.707	1:43.430	107.030	69.254
5	11:30:29.286	1:05.516	20.866	23.012	21.638	51.110	89.836
6	11:31:32.816	1:03.530	18.476	23.277	21.777	105.515	89.957
7	11:32:37.015	1:04.199	19.254	23.215	21.730	106.351	91.055

(187) Nick COOK

1	11:24:37.800	1:22.725	25.336	31.639	25.750	37.323	72.549
2	11:25:49.256	1:11.456	20.212	27.460	23.784	95.188	85.379
3	11:26:59.477	1:10.221	21.702	25.752	22.767	85.815	89.716
4	11:28:07.272	1:07.795	19.388	25.843	22.564	101.524	90.686
5	11:29:15.273	1:08.001	20.119	25.655	22.227	99.714	87.608
6	11:30:23.645	1:08.372	19.549	25.968	22.855	101.218	82.951
7	11:31:32.166	1:08.521	19.287	25.739	23.495	102.611	88.416
8	11:32:41.368	1:09.202	20.325	26.102	22.775	98.833	80.272
9	11:34:00.395	1:19.027	22.706	32.537	23.784	99.272	56.871
10	11:35:06.686	1:06.291	19.257	24.711	22.323	104.529	90.198
11	11:36:11.398	1:04.712	18.991	24.131	21.590	102.298	90.809
12	11:37:16.997	1:05.599	18.887	24.852	21.860	102.926	91.677
13	11:38:21.854	1:04.857	18.644	24.417	21.796	105.020	89.477

(42) Alex MILNE

1	11:24:07.134	1:24.386	27.358	32.644	24.384	35.394	58.253
2	11:25:16.133	1:08.999	19.976	25.848	23.175	95.053	89.239
3	11:26:22.728	1:06.595	19.386	25.055	22.154	87.494	93.726
4	11:27:29.243	1:06.515	19.782	25.041	21.692	90.932	91.179
5	11:28:34.881	1:05.638	18.200	25.492	21.946	109.474	99.714
6	11:29:41.588	1:06.707	18.406	25.595	22.706	109.653	94.785
7	11:30:47.348	1:05.760	18.764	25.311	21.685	102.142	97.967
8	11:31:52.817	1:05.469	18.401	24.895	22.173	110.739	98.833
9	11:32:58.243	1:05.426	18.912	24.662	21.852	99.272	96.005
10	11:34:06.239	1:07.996	18.792	25.608	23.596	111.290	95.053

(358) Stavros COSTA

1	11:24:31.297	1:27.934	27.215	34.957	25.762	33.859	59.074
2	11:25:38.902	1:07.605	19.871	24.981	22.753	99.863	87.153
3	11:26:47.757	1:08.855	19.744	25.545	23.566	98.979	85.815
4	11:27:57.056	1:09.299	19.553	26.221	23.525	100.161	87.153
5	11:29:05.897	1:08.841	19.900	25.674	23.267	95.868	85.162
6	11:30:16.495	1:10.598	22.411	25.380	22.807	99.863	87.266
7	11:31:25.602	1:09.107	19.793	26.271	23.043	98.254	86.035
8	11:32:32.050	1:06.448	19.120	24.878	22.450	99.566	86.814
9	11:34:33.134	2:01.084	19.839	24.622	1:16.623	100.161	85.815
10	11:35:41.667	1:08.533	21.429	24.468	22.636	50.724	86.146
11	11:36:47.945	1:06.278	19.099	24.282	22.897	99.566	86.702
12	11:37:56.008	1:08.063	19.567	24.853	23.643	100.611	86.927

Clerk of the Course.

Sig : Time :
Chief Timekeeper : Ian Sharp (SMART Timing)
Results available at www.mylaps.com and www.smart-timing.co.uk





Super Lap Scotland - Round 4 AC

Sorted on best lap time

Super Lap Scotland Knockhill 1.267 miles

Practice - Group 3 30/07/2016 12:00

Practice (15:00 Time) started at 11:40:55

Pos	No.	Name	Make/Model	Class Code	Laps	Best Tm	Diff	Best Speed	2nd Best
1	46	George RIGBY	Subaru Impreza Spec-C	SLS-C	12	56.122		81.267	56.491
2	63	Martyn HENRY	Vauxhall Astra VXR	SLS-C	13	57.307	1.185	79.586	57.377
3	131	Keith COWIE	Seat Leon Supercopa	SLS-D	11	57.644	1.522	79.121	57.714
4	100	Paul TOUGH	BMW M3	SLS-D	9	57.656	1.534	79.104	57.685
5	76	Robbie WYPER	Mitsubishi Evo 8	SLS-C	8	59.296	3.174	76.916	59.561
6	78	David RYBOWSKI	Subaru Impreza WRX	SLS-D	7	59.794	3.672	76.276	1:00.539
7	5	Paul TOMLINSON	Subaru Impreza	SLS-D	11	1:00.617	4.495	75.240	1:00.677
8	89	Steven EYRE	Subaru Impreza STi	SLS-C	7	1:01.204	5.082	74.519	1:01.466
9	103	Stuart ROBERTSON	Renault Clio	SLS-D	8	1:01.217	5.095	74.503	1:01.474
10	35	Stephen HENDERSON	Sylva Riot	SLS-D	3	1:01.519	5.397	74.137	1:08.573
11	69	Adrian MILNE	Mitsubishi Evo VIII GSR	SLS-D	10	1:01.851	5.729	73.739	1:01.880

Super Lap Scotland - Round 4 AC

Super Lap Scotland

Knockhill 1.267 miles

Practice - Group 3

30/07/2016 12:00

Practice (15:00 Time) started at 11:40:55

Lap	Time of Day	Lap Tm	S1	S2	S3	SFSpd	S1Spd
(46) George RIGBY							
1	11:42:52.481	1:26.855	30.199	35.375	21.281	36.691	43.073
2	11:43:55.818	1:03.337	18.049	25.295	19.993	127.339	85.054
3	11:44:52.309	56.491	16.244	21.442	18.805	129.302	107.717
4	11:46:03.909	1:11.600	16.529	30.211	24.860	130.053	95.731
5	11:47:13.068	1:09.159	22.621	27.068	19.470	85.162	69.041
6	11:48:10.100	57.032	15.949	22.196	18.887	130.560	109.474
7	11:49:27.225	1:17.125	20.903	34.956	21.266	127.098	67.991
8	11:50:23.347	56.122	15.985	21.238	18.899	130.306	108.941
9	11:51:39.145	1:15.798	20.486	34.304	21.008	127.339	62.776
10	11:53:04.712	1:25.567	21.370	34.922	29.275	130.053	60.896
11	11:54:28.144	1:23.432	26.088	36.277	21.067	68.970	56.631
12	11:55:25.101	56.957	16.440	21.573	18.944	128.805	107.544

Lap	Time of Day	Lap Tm	S1	S2	S3	SFSpd	S1Spd
(63) Martyn HENRY							
1	11:43:06.867	1:26.422	31.695	34.945	19.782	31.184	40.499
2	11:44:04.174	57.307	16.870	21.311	19.126	117.940	101.832
3	11:45:01.666	57.492	16.917	21.382	19.193	118.985	98.979
4	11:45:59.514	57.848	16.947	21.641	19.260	118.985	98.398
5	11:46:56.953	57.439	17.156	21.105	19.178	117.321	98.979
6	11:49:31.935	2:34.982	21.152	27.988	1:45.842	117.321	68.828
7	11:50:47.766	1:15.831	28.478	28.006	19.347	36.099	65.792
8	11:51:47.454	59.688	16.653	23.882	19.153	119.409	100.762
9	11:52:45.371	57.917	16.819	21.823	19.275	118.775	100.460
10	11:53:42.800	57.429	16.925	21.281	19.223	117.116	99.272
11	11:54:59.577	1:16.777	22.578	34.106	20.093	118.565	56.967
12	11:55:57.372	57.795	16.681	21.221	19.893	121.352	100.460
13	11:56:54.749	57.377	17.019	21.096	19.262	115.703	98.688

Lap	Time of Day	Lap Tm	S1	S2	S3	SFSpd	S1Spd
(131) Keith COWIE							
1	11:42:12.238	1:07.633	20.950	25.566	21.117	51.188	86.368
2	11:43:14.757	1:02.519	18.211	24.192	20.116	102.926	102.454
3	11:44:12.471	57.714	16.867	21.450	19.397	122.014	103.882
4	11:45:19.104	1:06.633	18.227	27.424	20.982	122.014	92.435
5	11:46:17.186	58.082	16.840	21.941	19.301	121.352	104.204
6	11:49:02.759	2:45.573	18.249	26.331	2:00.993	121.792	90.564
7	11:50:11.674	1:08.915	21.884	26.473	20.558	50.685	91.427
8	11:51:09.318	57.644	16.902	21.377	19.365	119.621	103.561
9	11:52:07.136	57.818	16.808	21.461	19.549	121.352	103.882
10	11:53:00.887	2:53.751	20.817	30.115	2:02.819	120.265	69.112
11	11:56:04.958	1:04.071	20.144	23.735	20.192	43.323	102.926

Lap	Time of Day	Lap Tm	S1	S2	S3	SFSpd	S1Spd
(100) Paul TOUGH							
1	11:42:43.148	1:19.898	24.913	31.311	23.674	42.744	51.502
2	11:43:45.978	1:02.830	19.203	23.371	20.256	98.979	94.785
3	11:44:44.591	58.613	17.129	21.995	19.489	116.506	101.987
4	11:45:45.261	1:00.670	17.418	22.737	20.515	118.985	101.524
5	11:46:44.022	58.761	17.520	21.554	19.687	118.565	101.524
6	11:47:41.707	57.685	16.889	21.309	19.487	117.526	101.218
7	11:48:39.363	57.656	16.765	21.349	19.542	117.321	101.371
8	11:49:37.113	57.750	16.667	21.453	19.630	117.526	101.218
9	11:50:53.538	1:16.425	21.619	28.579	26.227	100.460	68.899

Lap	Time of Day	Lap Tm	S1	S2	S3	SFSpd	S1Spd
(76) Robbie WYPER							
1	11:42:15.910	1:08.428	21.102	26.568	20.758	53.945	81.938
2	11:43:15.471	59.561	17.041	23.188	19.332	123.587	107.372
3	11:44:26.714	1:11.243	18.173	27.407	25.663	125.201	83.989
4	11:45:42.008	1:15.294	22.403	29.373	23.518	92.947	85.706
5	11:46:41.304	59.296	17.126	22.554	19.616	122.236	105.184
6	11:48:04.609	1:23.305	20.856	33.167	29.282	124.504	60.403
7	11:49:18.236	1:13.627	23.273	28.256	22.098	78.857	65.599
8	11:50:20.094	1:01.858	16.511	22.825	22.522	124.044	107.372

Lap	Time of Day	Lap Tm	S1	S2	S3	SFSpd	S1Spd
(78) David RYBOWSKI							
1	11:42:57.842	1:29.083	29.985	36.572	22.526	35.413	44.266
2	11:43:58.381	1:00.539	17.761	22.321	20.457	107.030	93.205
3	11:45:07.889	1:09.508	21.512	27.045	20.951	107.890	59.282
4	11:51:33.958	6:26.069	17.731	22.415	5:45.923	109.118	92.947
5	11:52:40.742	1:06.784	21.261	24.244	21.279	43.718	89.002
6	11:53:40.536	59.794	17.392	21.967	20.435	108.941	93.988
7	11:54:55.651	1:15.115	21.801	31.941	21.373	109.653	55.097

Lap	Time of Day	Lap Tm	S1	S2	S3	SFSpd	S1Spd
(5) Paul TOMLINSON							

Lap	Time of Day	Lap Tm	S1	S2	S3	SFSpd	S1Spd
1	11:42:36.230	1:20.573	24.835	31.575	24.163	42.935	67.923
2	11:43:42.961	1:06.731	20.362	25.300	21.069	100.914	88.299
3	11:44:43.992	1:01.031	17.804	22.705	20.522	115.305	96.976
4	11:45:44.881	1:00.889	17.595	22.928	20.366	116.506	96.558
5	11:46:47.840	1:02.959	18.429	23.722	20.808	117.321	84.306
6	11:47:48.704	1:00.864	17.444	23.077	20.343	115.305	96.005
7	11:48:49.381	1:00.677	17.375	22.770	20.532	116.103	96.419
8	11:49:50.884	1:01.503	17.397	22.940	21.166	115.305	95.731
9	11:52:56.026	3:05.142	20.778	31.128	2:13.236	114.129	71.391
10	11:54:05.523	1:09.497	21.443	26.421	21.633	49.416	88.183
11	11:55:06.140	1:00.617	17.157	23.016	20.444	114.714	96.836

Lap	Time of Day	Lap Tm	S1	S2	S3	SFSpd	S1Spd
(89) Steven EYRE							
1	11:42:18.739	1:09.291	21.370	26.197	21.724	54.032	87.494
2	11:43:23.223	1:04.484	18.232	24.032	22.220	104.043	99.419
3	11:44:28.241	1:05.018	19.092	24.504	21.422	83.885	100.611
4	11:45:30.224	1:01.983	18.085	23.167	20.731	117.733	105.349
5	11:46:31.428	1:01.204	17.896	22.891	20.417	115.903	103.561
6	11:47:33.006	1:01.578	17.788	23.264	20.526	118.356	103.402
7	11:48:34.472	1:01.466	18.009	22.862	20.595	117.733	103.084

Lap	Time of Day	Lap Tm	S1	S2	S3	SFSpd	S1Spd
(103) Stuart ROBERTSON							
1	11:43:08.096	1:37.731	29.792	38.456	29.483	39.290	43.747
2	11:44:09.313	1:01.217	18.144	22.577	20.496	103.242	96.281
3	11:45:11.268	1:01.955	18.293	23.170	20.492	110.739	95.323
4	11:47:49.701	2:38.433	21.496	27.574	1:49.363	110.739	64.034
5	11:48:54.547	1:04.846	20.648	23.067	21.131	46.994	93.076
6	11:49:56.510	1:01.963	17.866	22.978	21.119	110.193	94.385
7	11:50:58.824	1:02.314	18.039	23.188	21.087	111.474	95.188
8	11:52:00.298	1:01.474	18.091	22.671	20.712	110.556	95.459

Lap	Time of Day	Lap Tm	S1	S2	S3	SFSpd	S1Spd
(35) Stephen HENDERSON							
1	11:42:21.497	1:09.056	20.587	27.246	21.223	49.599	93.076
2	11:43:23.016	1:01.519	17.366	22.543	21.610	107.201	95.868
3	11:44:31.589	1:08.573	17.772	23.366	27.435	104.043	94.252

Lap	Time of Day	Lap Tm	S1	S2	S3	SFSpd	S1Spd
(69)							

Super Lap Scotland - Round 4 AC

Sorted on best lap time

Super Lap Scotland

Knockhill 1.267 miles

Practice - Group 4

30/07/2016 12:20

Practice (15:00 Time) started at 11:59:14

Pos	No.	Name	Make/Model	Class Code	Laps	Best Tm	Diff	Best Speed	2nd Best
1	62	Paul RANKIN	Subaru Impreza RB320	SLS-P	8	54.857		83.141	1:04.658
2	55	Fiona KINDNESS	Subaru Impreza STi Type R	SLS-B	8	55.501	0.644	82.176	56.215
3	79	Eric HOLMES	Mitsubishi Evo	SLS-P	8	55.557	0.700	82.093	1:03.517
4	32	John STEVENSON	Subaru Impreza	SLS-A	8	55.683	0.826	81.907	57.550
5	88	Andrew BARBOUR	Subaru Legacy GL	SLS-P	8	55.813	0.956	81.716	56.189
6	20	Hamish GORDON	Ultima GTR	SLS-P	10	56.214	1.357	81.134	57.481
7	29	Archie BAIN	Subaru Impreza Type RA	SLS-A	8	56.447	1.590	80.799	56.893
8	7	David LONG	Caterham R400	SLS-B	9	56.825	1.968	80.261	57.096
9	52	Rob ATTWOOD	Subaru Impreza	SLS-B	5	58.079	3.222	78.528	59.517
10	65	Sam ELASSAR	McLaren 650LT	SLS-A	9	58.364	3.507	78.145	59.858
11	2	Steven DARLEY	Subaru Legacy GL	SLS-P	9	58.418	3.561	78.073	58.607
12	99	Andy GORDON	Lotus 211	SLS-B	9	58.438	3.581	78.046	59.120
13	37	Steven HUNTER	Mitsubishi Evo 7	SLS-P	6	1:01.583	6.726	74.060	1:09.097

Clerk of the Course.

Orbits

Sig : _____ Time : _____
 Chief Timekeeper : Ian Sharp (SMART Timing)

Results available at www.mylaps.com and www.smart-timing.co.uk

Printed: 01/08/2016 17:48:28



Super Lap Scotland - Round 4 AC

Super Lap Scotland

Knockhill 1.267 miles

Practice - Group 4

30/07/2016 12:20

Practice (15:00 Time) started at 11:59:14

Lap	Time of Day	Lap Tm	S1	S2	S3	SFSpd	S1Spd
(62) Paul RANKIN							
1	12:01:13.121	1:22.641	24.801	30.090	27.750	44.150	60.896
2	12:02:30.489	1:17.368	23.067	28.644	25.657	72.864	63.790
3	12:03:42.056	1:11.567	23.283	28.571	19.713	68.828	70.640
4	12:04:46.714	1:04.658	15.410	22.714	26.534	143.087	127.581
5	12:06:15.542	1:28.828	25.025	34.548	29.255	61.118	55.784
6	12:10:58.131	4:42.589					
7	12:12:24.752	1:26.621		34.650	20.153	28.268	51.032
8	12:13:19.609	54.857	15.441	21.149	18.267	143.087	126.857

Lap	Time of Day	Lap Tm	S1	S2	S3	SFSpd	S1Spd
(55) Fiona KINDNESS							
1	12:00:35.312	1:16.832	26.455	29.320	21.057	36.994	55.507
2	12:01:32.394	57.082	16.295	21.693	19.094	125.201	104.529
3	12:02:28.609	56.215	16.124	21.415	18.676	124.968	105.681
4	12:03:46.863	1:18.254	24.305	34.116	19.833	124.044	44.560
5	12:04:43.358	56.495	16.155	21.336	19.004	126.380	105.681
6	12:10:47.128	6:03.770	21.585	31.273	5:10.912	125.905	57.161
7	12:12:00.612	1:13.484	25.385	28.169	19.930	32.624	72.081
8	12:12:56.113	55.501	15.873	21.117	18.511	128.559	107.372

Lap	Time of Day	Lap Tm	S1	S2	S3	SFSpd	S1Spd
(79) Eric HOLMES							
1	12:01:15.550	1:17.891	24.989	31.105	21.797	47.866	72.864
2	12:02:32.934	1:17.384	21.697	31.890	23.797	94.518	73.989
3	12:03:50.701	1:17.767	26.575	31.907	19.285	99.714	44.918
4	12:04:46.258	55.557	16.096	21.062	18.399	132.362	117.116
5	12:10:31.822	5:45.564	19.851	30.766	4:54.947	134.215	61.398
6	12:11:42.843	1:11.021	24.251	26.967	19.803	48.140	67.649
7	12:12:46.815	1:03.972	17.952	23.088	22.932	97.117	115.305
8	12:13:50.332	1:03.517	21.348	23.294	18.875	67.041	101.678

Lap	Time of Day	Lap Tm	S1	S2	S3	SFSpd	S1Spd
(32) John STEVENSON							
1	12:00:42.606	1:13.010	23.356	28.711	20.943	50.230	70.123
2	12:01:41.200	58.594	16.682	22.705	19.207	121.133	112.597
3	12:02:38.750	57.550	16.583	21.976	18.991	133.947	114.323
4	12:03:36.349	57.599	16.593	22.152	18.854	136.954	102.298
5	12:04:32.032	55.683	15.839	21.269	18.575	139.227	117.940
6	12:05:36.860	1:04.828	15.861	21.509	27.458	139.808	112.786
7	12:11:35.238	5:58.378	24.925			50.916	84.095
8	12:12:44.317	1:09.079	17.833	22.102	29.144	43.775	118.147

Lap	Time of Day	Lap Tm	S1	S2	S3	SFSpd	S1Spd
(88) Andrew BARBOUR							
1	12:01:07.449	1:20.042	25.613	29.788	24.641	39.221	70.714
2	12:02:19.687	1:12.238	20.585	29.123	22.530	90.564	77.224
3	12:03:18.681	58.994	17.381	22.658	18.955	118.356	113.357
4	12:04:14.870	56.189	16.353	21.346	18.490	131.326	120.915
5	12:05:10.683	55.813	15.568	21.706	18.539	135.571	113.935
6	12:10:52.763	5:42.080	21.914	32.026	4:48.140	117.321	60.132
7	12:12:10.128	1:17.365	27.947	28.284	21.134	33.504	74.070
8	12:13:21.435	1:11.307	20.532	28.131	22.644	123.360	59.282

Lap	Time of Day	Lap Tm	S1	S2	S3	SFSpd	S1Spd
(20) Hamish GORDON							
1	12:01:11.761	1:15.698	22.277	30.285	23.136	45.558	75.742
2	12:02:14.813	1:03.052	17.995	25.518	19.539	100.161	90.686
3	12:03:11.027	56.214	16.365	21.395	18.454	125.670	110.739
4	12:04:08.508	57.481	17.311	21.486	18.684	126.857	100.310
5	12:05:07.177	58.669	16.708	22.002	19.959	125.905	109.474
6	12:06:05.823	58.646	17.127	22.402	19.117	117.526	109.653
7	12:10:44.955	4:39.132				96.976	
8	12:11:49.112	1:04.157		24.008	19.897	33.504	107.890
9	12:12:47.990	58.878	16.032	22.018	20.828	127.098	107.890
10	12:13:54.040	1:06.050	21.414	23.478	21.158	75.317	106.859

Lap	Time of Day	Lap Tm	S1	S2	S3	SFSpd	S1Spd
(29) Archie BAIN							
1	12:01:23.079	1:16.960	25.235	30.553	21.172	50.193	65.153
2	12:02:27.528	1:04.449	16.312	28.329	19.808	129.302	97.540
3	12:03:24.421	56.893	16.251	21.956	18.686	135.571	110.922
4	12:04:20.868	56.447	15.883	21.830	18.734	133.150	115.903
5	12:10:20.843	5:59.975	19.491	28.070	5:12.414	133.680	75.233
6	12:11:24.039	1:03.196	20.295	23.828	19.073	52.264	90.809
7	12:12:26.748	1:02.709	16.322	25.104	21.283	132.362	111.105
8	12:13:23.695	56.947	16.135	22.058	18.754	132.362	115.703

(7) David LONG							
-----------------------	--	--	--	--	--	--	--

Lap	Time of Day	Lap Tm	S1	S2	S3	SFSpd	S1Spd
(52) Rob ATTWOOD							
1	12:00:39.268	1:16.373	25.521	29.213	21.639	39.898	67.108
2	12:01:43.759	1:04.491	20.090	24.427	19.974	123.360	84.095
3	12:02:40.855	57.096	16.421	21.822	18.853	125.435	111.105
4	12:03:43.670	1:02.815	16.831	25.079	20.905	127.581	107.030
5	12:04:41.708	58.038	16.114	21.508	20.416	124.735	114.323
6	12:05:38.533	56.825	16.119	21.250	19.456	123.360	112.220
7	12:10:30.149	4:51.616	22.145			88.884	71.850
8	12:11:42.066	1:11.917	24.677	26.942	20.298	42.500	66.181
9	12:12:40.915	58.849	16.495	22.186	20.168	123.360	107.372

Lap	Time of Day	Lap Tm	S1	S2	S3	SFSpd	S1Spd
(55) Sam ELASSAR							
1	12:00:42.946	1:16.546	25.633	28.710	22.203	42.233	69.326
2	12:01:44.603	1:01.657	19.786	22.489	19.382	82.645	98.979
3	12:02:42.682	58.079	17.163	21.985	18.931	121.792	101.066
4	12:03:53.859	1:11.177	17.091	32.975	21.111	123.587	
5	12:04:53.376	59.517	16.979	22.069	20.469	121.352	101.524

Lap	Time of Day	Lap Tm	S1	S2	S3	SFSpd	S1Spd
(65) Steven DARLEY							
1	12:00:53.287	1:09.701	23.886	25.619	20.196	19.212	88.767
2	12:01:53.583	1:00.296	16.887	24.156	19.253	124.044	98.398
3	12:02:51.947	58.364	16.481	22.853	19.030	133.150	108.588
4	12:04:01.836	1:09.889	15.959	25.982	27.948	132.362	107.201
5	12:05:01.694	59.858	16.524	23.904	19.430	123.360	96.558
6	12:06:01.671	59.977	16.427	23.236	20.314	130.560	108.238
7	12:10:43.133	4:41.462				108.238	
8	12:11:46.932	1:03.799		23.442	19.674	31.595	95.188
9	12:12:47.319	1:00.387	16.184	22.772	21.431	128.068	109.474

Lap	Time of Day	Lap Tm	S1	S2	S3	SFSpd	S1Spd
(99) Andy GORDON							
1	12:00:40.038	1:15.235	26.182	28.495	20.558	37.871	72.864
2	12:01:39.168	59.130	18.194	22.171	18.765	120.049	104.366
3	12:02:37.586	58.418	17.470	22.044	18.904	130.053	108.764
4	12:03:54.165	1:16.579	18.560	31.797	26.222	131.584	72.004
5	12:05:09.805	1:15.640	23.697	28.310	23.633	68.758	58.304
6	12:10:55.320	5:45.515	25.861	30.470	4:49.184	62.659	61.965
7	12:12:13.803	1:18.483	27.985	29.934	20.564	32.279	67.175
8	12:13:12.410	58.607	16.976	22.540	19.091	132.624	111.290
9	12:14:14.497	1:02.087	17.399	22.239	22.449	130.560	104.204

Lap	Time of Day	Lap Tm	S1	S2	S3	SFSpd	S1Spd
(37) Steven HUNTER							
1	12:01:10.910	1:18.664	23.908	29.848	24.908	50.381	56.488
2	12:02:13.926	1:03.016	17.692	25.253	20.071	110.193	93.595
3	12:03:13.514	59.588	17.312	22.557	19.719	112.786	91.055
4	12:04:12.634	59.120	17.654	21.651	19.815	114.323	100.460
5	12:05:11.072	58.438	16.998	21.485	19.955	113.935	100.161
6	12:06:12.372	1:01.300	19.075	21.622	20.603	90.809	97.117
7	12:11:36.931	5:24.559				103.561	
8	12:12:38.678	1:01.747		21.913	20.103	50.571	98.543
9	12:13:42.033	1:03.355	16.829	25.666	20.860	113.549	100.310

Clerk of the Course.

Orbits

Sig : _____ Time : _____
 Chief Timekeeper : Ian Sharp (SMART Timing)
 Results available at [www.mylaps.com</](http://www.mylaps.com)

Super Lap Scotland - Round 4 AC
Sorted on best lap time

Super Lap Scotland

Knockhill 1.267 miles

Practice - Overall

30/07/2016 11:20

Practice (15:00 Time) started at 11:02:34

Pos	No.	Name	Make/Model	Class Code	Laps	Best Tm	Diff	Best Speed	2nd Best
1	62	Paul RANKIN	Subaru Impreza RB320	SLS-P	8	54.857		83.141	1:04.658
2	55	Fiona KINDNESS	Subaru Impreza STi Type R	SLS-B	8	55.501	0.644	82.176	56.215
3	79	Eric HOLMES	Mitsubishi Evo	SLS-P	8	55.557	0.700	82.093	1:03.517
4	32	John STEVENSON	Subaru Impreza	SLS-A	8	55.683	0.826	81.907	57.550
5	88	Andrew BARBOUR	Subaru Legacy GL	SLS-P	8	55.813	0.956	81.716	56.189
6	46	George RIGBY	Subaru Impreza Spec-C	SLS-C	12	56.122	1.265	81.267	56.491
7	20	Hamish GORDON	Ultima GTR	SLS-P	10	56.214	1.357	81.134	57.481
8	29	Archie BAIN	Subaru Impreza Type RA	SLS-A	8	56.447	1.590	80.799	56.893
9	7	David LONG	Caterham R400	SLS-B	9	56.825	1.968	80.261	57.096
10	63	Martyn HENRY	Vauxhall Astra VXR	SLS-C	13	57.307	2.450	79.586	57.377
11	131	Keith COWIE	Seat Leon Supercopa	SLS-D	11	57.644	2.787	79.121	57.714
12	100	Paul TOUGH	BMW M3	SLS-D	9	57.656	2.799	79.104	57.685
13	52	Rob ATTWOOD	Subaru Impreza	SLS-B	5	58.079	3.222	78.528	59.517
14	65	Sam ELASSAR	McLaren 650S	SLS-A	9	58.364	3.507	78.145	59.858
15	44	Steven JEFFERIES	Mitsubishi Evo VI	SLS-D	11	58.383	3.526	78.119	58.652
16	2	Steven DARLEY	Subaru Legacy GL	SLS-P	9	58.418	3.561	78.073	58.607
17	99	Andy GORDON	Lotus 211	SLS-B	9	58.438	3.581	78.046	59.120
18	25	Alastair MOWAT	BMW E46 M3	SLS-E	12	58.705	3.848	77.691	58.711
19	76	Robbie WYPER	Mitsubishi Evo 8	SLS-C	8	59.296	4.439	76.916	59.561
20	78	David RYBOWSKI	Subaru Impreza WRX	SLS-D	7	59.794	4.937	76.276	1:00.539
21	15	Matt COLLINS	Porsche Cayman	SLS-E	14	1:00.244	5.387	75.706	1:00.261
22	5	Paul TOMLINSON	Subaru Impreza	SLS-D	11	1:00.617	5.760	75.240	1:00.677
23	49	Alan TAIT	Subaru Impreza	SLS-D	10	1:00.835	5.978	74.971	1:01.536
24	64	Andrew CAMERON	Porsche 911 Carrera	SLS-E	11	1:00.892	6.035	74.900	1:02.673
25	66	Marten BONNER	Fiat Abarth 500	SLS-D	13	1:00.932	6.075	74.851	1:01.085
26	89	Steven EYRE	Subaru Impreza STi	SLS-C	7	1:01.204	6.347	74.519	1:01.466
27	103	Stuart ROBERTSON	Renault Clio	SLS-D	8	1:01.217	6.360	74.503	1:01.474
28	67	Marshall WISHART	Mazda RX8	SLS-F	7	1:01.271	6.414	74.437	1:01.820
29	3	Fred WALTON	Subaru Prodrive Impreza	SLS-D	3	1:01.272	6.415	74.436	1:01.950
30	45	Euan BEGBIE	Volkswagon Golf	SLS-D	7	1:01.298	6.441	74.404	1:01.432
31	35	Stephen HENDERSON	Sylva Riot	SLS-D	3	1:01.519	6.662	74.137	1:08.573
32	83	Fraser JAMIESON	Renault Clio 172 Ph1	SLS-E	11	1:01.551	6.694	74.099	1:02.149
33	21	Scott ROBSON	Lotus Elise	SLS-F	14	1:01.556	6.699	74.093	1:02.155
34	37	Steven HUNTER	Mitsubishi Evo 7	SLS-P	6	1:01.583	6.726	74.060	1:09.097
35	26	Kevin KENSETT	Peugeot 106	SLS-E	10	1:01.723	6.866	73.892	1:02.605
36	69	Adrian MILNE	Mitsubishi Evo VIII GSR	SLS-D	10	1:01.851	6.994	73.739	1:01.880
37	27	Paul WILSON	Renault Clio Cup	SLS-F	10	1:02.135	7.278	73.402	1:02.557
38	48	Robert JOBSON	Audi A3 3.2	SLS-F	9	1:02.283	7.426	73.228	1:02.346
39	13	Lewis SKENE	Renault Megane RS	SLS-E	7	1:02.561	7.704	72.902	1:02.756
40	93	Allister PHILLIPS	Honda Prelude Si VTEC	SLS-F	13	1:02.587	7.730	72.872	1:02.712
41	16	Martin KELMAN	Renault Clio 172 Cup	SLS-E	12	1:02.840	7.983	72.579	1:03.220
42	41	Neil METHVEN	Renault Clio 182	SLS-F	5	1:02.985	8.128	72.412	1:03.242
43	43	Stuart BUCHAN	Renault Clio 172 Cup	SLS-E	10	1:03.093	8.236	72.288	1:03.538

Clerk of the Course.

Orbits

Sig : Time :

Chief Timekeeper : Ian Sharp (SMART Timing)

 Results available at www.mylaps.com and www.smart-timing.co.uk

Printed: 01/08/2016 19:39:24



Super Lap Scotland - Round 4 AC

Sorted on best lap time

Super Lap Scotland Knockhill 1.267 miles
 Practice - Overall 30/07/2016 11:20
 Practice (15:00 Time) started at 11:02:34

Pos	No.	Name	Make/Model	Class Code	Laps	Best Tm	Diff	Best Speed	2nd Best
44	116	Craig DILLON	Renault Clio	SLS-E	7	1:03.310	8.453	72.040	1:03.530
45	54	Steven McNAB	Renault Clio	SLS-F	12	1:03.415	8.558	71.921	1:03.550
46	87	Andy TAYLOR	Volkswagon Golf Cup	SLS-E	11	1:03.465	8.608	71.864	1:03.733
47	38	Chris HISLOP	Renault Clio 197	SLS-F	13	1:03.515	8.658	71.807	1:03.543
48	50	Gavin EDGAR	Renault Clio Williams	SLS-F	9	1:04.194	9.337	71.048	1:04.254
49	187	Nick COOK	Volkswagon Golf Cup	SLS-E	13	1:04.712	9.855	70.479	1:04.857
50	42	Alex MILNE	Audi TTRS Plus	SLS-D	10	1:05.426	10.569	69.710	1:05.469
51	59	Simon McWILLIAM	Renault Clio 172 Cup	SLS-F	8	1:05.752	10.895	69.364	1:06.362
52	358	Stavros COSTA	Peugeot GTi	SLS-E	12	1:06.278	11.421	68.814	1:06.448
53	132	Suzanne BUIST	Mini Cooper S	SLS-F	7	1:10.910	16.053	64.319	1:12.915
54	39	Martin PALMER	MGF Trophy 160	SLS-F	12	1:12.739	17.882	62.701	1:13.012
55	81	Ian PITMAN	Subaru Impreza	SLS-F				-	

Clerk of the Course. Orbits

Sig : Time :
 Chief Timekeeper : Ian Sharp (SMART Timing)
 Results available at www.mylaps.com and www.smart-timing.co.uk





Super Lap Scotland - Round 4 AC

Sorted on best lap time

Super Lap Scotland

Knockhill 1.267 miles

Qualifying - Group 1

30/07/2016 13:25

Practice (15:00 Time) started at 13:25:37

Pos	No.	Name	Make/Model	Class Code	Laps	Best Tm	Diff	Best Speed	2nd Best
1	67	Marshall WISHART	Mazda RX8	SLS-F	14	1:00.316		75.616	1:01.082
2	21	Scott ROBSON	Lotus Elise	SLS-F	12	1:00.798	0.482	75.016	1:01.016
3	81	Ian PITMAN	Subaru Impreza	SLS-F	11	1:01.494	1.178	74.167	1:01.649
4	48	Robert JOBSON	Audi A3 3.2	SLS-F	11	1:01.604	1.288	74.035	1:01.612
5	93	Allister PHILLIPS	Honda Prelude Si VTEC	SLS-F	13	1:01.649	1.333	73.981	1:02.000
6	27	Paul WILSON	Renault Clio Cup	SLS-F	7	1:02.068	1.752	73.481	1:02.072
7	41	Neil METHVEN	Renault Clio 182	SLS-F	6	1:02.146	1.830	73.389	1:02.973
8	38	Chris HISLOP	Renault Clio 197	SLS-F	13	1:03.277	2.961	72.077	1:03.289
9	54	Steven McNAB	Renault Clio	SLS-F	12	1:03.454	3.138	71.876	1:03.569
10	87	Andy TAYLOR	Volkswagon Golf Cup	SLS-E	11	1:03.793	3.477	71.494	1:04.207
11	50	Gavin EDGAR	Renault Clio Williams	SLS-F	12	1:04.851	4.535	70.328	1:04.896
12	59	Simon McWILLIAM	Renault Clio 172 Cup	SLS-F	8	1:04.954	4.638	70.216	1:05.860
13	53	Jamie GOUDIE	Mazda MX5	SLS-F	9	1:07.006	6.690	68.066	1:07.883
14	132	Suzanne BUIST	Mini Cooper S	SLS-F	8	1:09.234	8.918	65.876	1:09.653
15	39	Martin PALMER	MGF Trophy 160	SLS-F	10	1:14.061	13.745	61.582	1:14.265

Clerk of the Course.

Sig : Time :
Chief Timekeeper : Ian Sharp (SMART Timing)

Results available at www.mylaps.com and www.smart-timing.co.uk

Printed: 01/08/2016 17:49:26

Orbits



Super Lap Scotland - Round 4 AC

Super Lap Scotland

Knockhill 1.267 miles

Qualifying - Group 1

30/07/2016 13:25

Practice (15:00 Time) started at 13:25:37

Lap	Time of Day	Lap Tm	S1	S2	S3	SFSpd	S1Spd	Lap	Time of Day	Lap Tm	S1	S2	S3	SFSpd	S1Spd
(67) Marshall WISHART								(41) Neil METHVEN							
1	13:27:36.780	1:37.025	31.384	36.183	29.458	29.026	57.406	1	13:27:17.521	1:27.946	34.531	31.023	22.392	17.758	46.473
2	13:28:41.635	1:04.855	21.470	22.739	20.646	69.614	85.706	2	13:28:20.494	1:02.973	18.573	23.148	21.252	101.218	86.814
3	13:29:42.769	1:01.134	18.261			103.882	89.120	3	13:29:23.579	1:03.085	18.687	22.821	21.577	102.768	86.702
4	13:30:46.489	1:03.720	19.379	22.868	21.473	101.678	86.927	4	13:31:55.816	2:32.237	20.588	33.958	1:37.691	104.692	63.012
5	13:31:48.033	1:01.544	18.482			100.011	87.608	5	13:33:04.912	1:09.096	23.876	24.266	20.954	44.034	75.317
6	13:32:50.011	1:01.978	18.453			102.611	87.952	6	13:34:07.058	1:02.146	18.405	22.761	20.980	102.926	88.068
7	13:33:51.843	1:01.832	18.775			101.524	86.479	(38) Chris HISLOP							
8	13:34:53.435	1:01.592	18.546			105.681	87.722	1	13:27:36.169	1:32.735	29.773	38.289	24.673	26.800	46.797
9	13:35:54.517	1:01.082	18.219			105.184	88.068	2	13:28:45.310	1:09.141	19.281	24.139	25.721	97.257	82.341
10	13:37:04.966	1:10.449	22.031	26.584	21.834	96.697	68.060	3	13:29:52.759	1:07.449	21.448	23.900	22.101	65.921	81.938
11	13:38:06.513	1:01.547	18.403	22.667	20.477	104.529	88.068	4	13:30:56.509	1:03.750	18.527	23.485	21.738	101.832	86.814
12	13:39:07.979	1:01.466	18.597			101.678	87.266	5	13:31:59.786	1:03.277	18.297	23.207	21.773	102.298	87.837
13	13:40:09.094	1:01.115	18.537			105.184	87.608	6	13:33:19.159	1:19.373	21.980	31.087	26.306	102.142	67.649
14	13:41:09.410	1:00.316	17.991			105.349	88.416	7	13:34:37.426	1:18.267	23.248	28.331	26.688	73.422	63.249
(21) Scott ROBSON								8	13:35:51.796	1:14.370	23.932	28.441	21.997	80.561	54.338
1	13:27:22.193	1:30.286	35.276			22.068	42.581	9	13:36:56.278	1:04.482	18.483	23.423	22.576	102.298	87.608
2	13:28:23.496	1:01.303	18.112			102.611	89.596	10	13:38:00.018	1:03.740	18.342	23.268	22.130	100.460	87.153
3	13:29:25.538	1:02.042	18.171			103.402	87.722	11	13:39:12.821	1:12.803	20.380	30.124	22.299	101.066	74.897
4	13:30:29.297	1:03.759	18.862			100.460	87.722	12	13:40:16.110	1:03.289	18.531	23.110	21.648	101.371	87.153
5	13:31:34.538	1:05.241	18.147			101.832	88.416	13	13:41:28.218	1:12.108	18.425	26.380	27.303	101.678	87.266
6	13:32:46.916	1:02.715	18.944			72.236	53.858	(54) Steven McNAB							
7	13:33:54.201	1:17.647	22.775			40.969		1	13:27:54.077	1:42.515	32.786	38.236	31.493	40.820	46.765
8	13:34:46.916	1:02.153	18.297			102.298	88.068	2	13:29:12.679	1:18.602	25.410	28.398	24.794	75.742	60.186
9	13:37:49.069	1:02.153	18.297			103.084		3	13:30:17.010	1:04.331	18.916	23.739	21.676	104.204	88.649
10	13:38:50.478	1:01.409	18.066			101.678	89.477	4	13:32:24.598	2:07.588	19.858	26.230	1:21.500	106.859	84.200
11	13:39:51.494	1:01.016	17.854			102.142	89.477	5	13:33:41.355	1:16.757	22.976	30.419	23.362	52.882	73.826
12	13:40:52.292	1:00.798	17.793			102.926	90.442	6	13:34:44.924	1:03.569	18.537	23.546	21.486	105.681	88.649
(81) Ian PITMAN								7	13:35:48.892	1:03.968	18.617	23.714	21.637	106.520	89.120
1	13:27:44.654	1:37.353	33.070	39.168	25.115	31.956	36.118	8	13:37:01.980	1:13.088	22.511	28.877	21.700	104.043	55.006
2	13:28:46.500	1:01.846	18.233	22.878	20.735	102.768	90.320	9	13:38:05.434	1:03.454	18.496	23.505	21.453	106.015	88.068
3	13:29:48.149	1:01.649	18.373	22.442	20.834	104.043	90.442	10	13:39:21.925	1:16.491	22.577	31.524	22.390	93.595	64.156
4	13:30:49.643	1:01.494	18.130	22.454	20.910	102.768	89.239	11	13:40:28.078	1:06.153	18.624	24.333	23.196	105.184	88.532
5	13:31:37.815	3:48.172	21.715	28.742	2:57.715	101.524	63.369	12	13:41:32.362	1:04.284	18.565	23.809	21.910	103.882	88.649
6	13:32:46.182	1:28.367	26.469	33.701	28.197	39.662	44.798	(57) Andy TAYLOR							
7	13:37:14.727	1:08.545	22.738	24.429	21.378	83.780	77.224	1	13:26:55.602	1:12.607	23.590	26.870	22.147	40.257	72.004
8	13:38:17.540	1:02.813	18.174	22.360	22.279	102.611	90.564	2	13:28:05.323	1:09.721	18.760	24.073	26.888	101.678	90.077
9	13:39:27.395	1:09.855	18.267	27.986	23.602	100.011	89.716	3	13:29:10.002	1:04.679	19.589	23.560	21.530	102.298	88.532
10	13:40:29.935	1:02.540	18.218	23.099	21.223	101.524	88.884	4	13:30:16.524	1:06.522	18.873	25.782	21.867	104.204	89.836
11	13:41:32.676	1:02.741	18.453	22.753	21.535	101.832	89.002	5	13:31:20.317	1:03.793	18.708	23.529	21.556	103.882	89.957
(48) Robert JOBSON								6	13:32:24.609	1:04.292	18.891	23.788	21.613	102.768	89.120
1	13:27:58.852	1:42.139	32.590	40.074	29.475	34.934	41.630	7	13:33:29.591	1:04.982	18.760	24.489	21.733	103.402	90.320
2	13:29:29.034	1:30.182	30.739	38.047	21.396	65.471	35.906	8	13:34:33.798	1:04.207	18.669	23.992	21.546	104.204	89.957
3	13:30:30.646	1:01.612	18.147	22.467	20.998	106.859	89.716	9	13:35:38.399	1:04.601	18.842	24.080	21.679	104.529	90.077
4	13:31:35.073	1:04.427	17.869	22.605	23.953	106.859	90.198	10	13:39:35.706	3:57.307	25.101	29.238	3:02.968	103.242	40.305
5	13:32:45.765	1:10.692	19.053	29.848	21.791	93.465	83.363	11	13:40:44.409	1:08.703	21.976	24.370	22.357	48.593	86.257
6	13:33:47.403	1:01.638	17.944	22.641	21.053	106.520	89.239	(87) Gavin EDGAR							
7	13:35:29.956	1:42.553	23.428	41.740	37.385	106.689	53.430	1	13:27:29.680	1:32.211	31.795	37.172	23.244	27.503	48.314
8	13:36:52.234	1:22.278	32.048	28.673	21.557	51.345	40.184	2	13:28:36.420	1:06.740	18.982	25.005	22.753	102.298	86.035
9	13:37:56.125	1:03.891	18.050	23.826	22.015	107.030	89.477	3	13:29:41.814	1:05.394	19.233	24.218	21.943	101.066	86.479
10	13:38:57.729	1:01.604	17.912	22.810	20.882	105.184	89.477	4	13:30:48.504	1:06.690	19.034	23.803	23.853	101.524	87.722
11	13:40:34.687	1:36.958	23.387	51.283	22.288	106.859	53.988	5	13:31:54.150	1:05.646	19.750	23.922	21.974	100.011	86.702
(93) Allister PHILLIPS								6	13:32:27.654	2:33.504	19.321	24.328	1:49.855	102.298	86.368
1	13:27:40.446	1:35.084	31.986	39.782	23.316	31.417	40.597	7	13:35:40.151	1:12.497	22.373	25.900	24.224	46.377	77.313
2	13:28:54.333	1:13.887	18.494	31.943	23.450	103.084	87.722	8	13:36:45.713	1:05.562	19.044	24.362	22.156	99.863	87.153
3	13:29:56.877	1:02.544	18.268	22.979	21.297	102.454	87.380	9	13:37:51.330	1:05.617	19.002	24.745	21.870	102.298	87.494
4	13:31:09.830	1:12.953	21.732	29.811	21.410	105.184	60.240	10	13:38:56.447	1:05.117	19.063	24.267	21.787	102.768	87.040
5	13:32:11.830	1:02.000	18.071	22.804	21.125	103.402	87.837	11	13:40:01.343	1:04.896	18.879	23.890	22.127	102.454	87.153
6	13:33:23.460	1:11.630	21.284	28.518	21.828	104.366	67.377	12	13:41:06.194	1:04.851	19.093	23.997	21.761	101.832	85.054
7	13:34:25.518	1:02.058	18.287	22.726	21.045	103.561	86.814	(59) Simon McWILLIAM							
8	13:35:53.705	1:28.187	21.008	34.105	33.074	105.515	69.041	1	13:28:05.960	1:47.499	32.652	44.843	30.004	36.118	41.297
9	13:37:03.627	1:09.922	21.779	26.141	22.002	74.981	72.314	2	13:29:18.338	1:12.378	21.860	26.887	23.631	85.379	79.985
10	13:38:05.889	1:02.262	17.924	23.036	21.302	103.882	88.532	(27) Paul WILSON							
11	13:39:19.230	1:13.341	20.146	30.978											

Super Lap Scotland - Round 4 AC

Super Lap Scotland Knockhill 1.267 miles
Qualifying - Group 1 30/07/2016 13:25
Practice (15:00 Time) started at 13:25:37

Lap	Time of Day	Lap Tm	S1	S2	S3	SFSpd	S1Spd
3	13:30:23.292	1:04.954	18.895	24.133	21.926	100.460	87.837
4	13:31:29.152	1:05.860	19.544	24.387	21.929	99.272	87.040
5	13:32:57.636	1:28.484	26.875	33.088	28.521	101.524	43.295
6	13:34:14.060	1:16.424	24.683	28.741	23.000	71.620	53.686
7	13:35:20.193	1:06.133	19.047	24.944	22.142	101.371	87.266
8	13:37:06.311	1:46.118	23.383	39.288	43.447	101.371	51.981

(53) Jamie GOUDIE

1	13:27:55.255	1:40.419	30.809	37.932	31.678	35.080	45.282
2	13:29:06.957	1:11.702	22.688	25.182	23.832	76.607	77.047
3	13:30:16.954	1:09.997	20.916	25.788	23.293	90.442	75.742
4	13:31:27.481	1:10.527	21.191	25.722	23.614	84.839	79.795
5	13:32:35.364	1:07.883	20.041	24.968	22.874	91.303	79.417
6	13:33:44.641	1:09.277	20.645	25.023	23.609	92.181	74.316
7	13:34:53.866	1:09.225	19.833	26.375	23.017	91.552	78.305
8	13:36:22.933	1:29.067	19.936	45.507	23.624	92.818	77.851
9	13:37:29.939	1:07.006	20.041	24.315	22.650	91.677	79.136

(132) Suzanne BUIST

1	13:27:48.983	1:39.487	32.176	39.837	27.474	34.753	40.475
2	13:29:01.845	1:12.862	21.176	27.997	23.689	95.459	78.580
3	13:30:12.579	1:10.734	20.372	27.386	22.976	101.832	81.441
4	13:31:37.053	1:24.474	24.568	32.162	27.744	100.914	55.645
5	13:33:05.836	1:28.783	24.578	33.870	30.335	61.118	60.566
6	13:34:22.262	1:16.426	22.782	28.849	24.795	69.686	76.519
7	13:35:31.915	1:09.653	20.191	26.587	22.875	102.611	79.511
8	13:36:41.149	1:09.234	20.262	26.412	22.560	101.218	85.596

(39) Martin PALMER

1	13:28:09.262	1:55.762	33.542	47.896	34.324	31.126	41.070
2	13:29:23.527	1:14.265	21.225	28.464	24.576	90.077	74.316
3	13:30:45.575	1:22.048	22.254	34.844	24.950	92.308	67.377
4	13:32:13.219	1:27.644	28.223	32.109	27.312	78.123	57.406
5	13:33:38.761	1:25.542	23.780	34.378	27.384	65.343	69.326
6	13:35:05.645	1:26.884	24.370	36.058	26.456	86.257	70.565
7	13:36:29.804	1:24.159	21.583	35.481	27.095	87.608	76.000
8	13:37:43.865	1:14.061	21.621	28.106	24.334	86.814	75.148
9	13:39:14.764	1:30.899	21.142	40.382	29.375	93.335	76.000
10	13:40:43.171	1:28.407	21.954	39.866	26.587	86.146	72.236

Clerk of the Course. Orbits

Sig : Time :
 Chief Timekeeper : Ian Sharp (SMART Timing)
 Results available at www.mylaps.com and www.smart-timing.co.uk



Super Lap Scotland - Round 4 AC

Sorted on best lap time

Super Lap Scotland

Knockhill 1.267 miles

Qualifying - Group 2

30/07/2016 13:45

Practice (15:00 Time) started at 13:44:31

Pos	No.	Name	Make/Model	Class Code	Laps	Best Tm	Diff	Best Speed	2nd Best
1	44	Steven JEFFERIES	Mitsubishi Evo VI	SLS-D	12	58.281		78.256	58.629
2	25	Alastair MOWAT	BMW E46 M3	SLS-E	13	58.806	0.525	77.557	59.052
3	49	Alan TAIT	Subaru Impreza	SLS-D	12	59.765	1.484	76.313	1:00.086
4	15	Matt COLLINS	Porsche Cayman	SLS-E	12	1:00.664	2.383	75.182	1:00.719
5	66	Marten BONNER	Fiat Abarth 500	SLS-D	14	1:01.203	2.922	74.520	1:01.320
6	64	Andrew CAMERON	Porsche 911 Carrera	SLS-E	6	1:01.508	3.227	74.150	1:03.224
7	3	Fred WALTON	Subaru Prodrive Impreza	SLS-D	5	1:01.767	3.486	73.839	1:05.201
8	83	Fraser JAMIESON	Renault Clio 172 Ph1	SLS-E	11	1:01.892	3.611	73.690	1:02.334
9	26	Kevin KENSETT	Peugeot 106	SLS-E	11	1:02.234	3.953	73.285	1:02.739
10	116	Craig DILLON	Renault Clio	SLS-E	11	1:02.383	4.102	73.110	1:02.908
11	43	Stuart BUCHAN	Renault Clio 172 Cup	SLS-E	11	1:02.785	4.504	72.642	1:03.375
12	13	Lewis SKENE	Renault Megane RS	SLS-E	11	1:02.801	4.520	72.624	1:03.086
13	16	Martin KELMAN	Renault Clio 172 Cup	SLS-E	13	1:03.389	5.108	71.950	1:03.543
14	187	Nick COOK	Volkswagon Golf Cup	SLS-E	11	1:04.427	6.146	70.791	1:04.773
15	42	Alex MILNE	Audi TTRS Plus	SLS-D	11	1:06.096	7.815	69.003	1:06.266
16	45	Euan BEGBIE	Volkswagon Golf	SLS-D	4	1:06.498	8.217	68.586	1:10.124
17	358	Stavros COSTA	Peugeot 205 GTi	SLS-E	13	1:06.545	8.264	68.538	1:06.587
18	60	Callum DRYBURGH	Mini Cooper S	SLS-E	2	1:06.945	8.664	68.128	1:21.598

Clerk of the Course.

Orbits

Sig : Time :
 Chief Timekeeper : Ian Sharp (SMART Timing)

Results available at www.mylaps.com and www.smart-timing.co.uk

Printed: 01/08/2016 17:50:49



Super Lap Scotland - Round 4 AC

Super Lap Scotland

Knockhill 1.267 miles

Qualifying - Group 2

30/07/2016 13:45

Practice (15:00 Time) started at 13:44:31

Lap	Time of Day	Lap Tm	S1	S2	S3	SFSpd	S1Spd
(44) Steven JEFFERIES							
1	13:45:54.958	1:19.657	25.895	30.668	23.094	34.934	71.089
2	13:47:00.301	1:05.343	18.745	25.701	20.897	101.371	93.726
3	13:48:03.769	1:03.468	17.641	24.245	21.582	118.565	100.611
4	13:49:02.524	58.755	17.093	21.977	19.685	120.265	101.987
5	13:50:51.046	1:48.522	16.968	24.193	1:07.361	121.572	103.402
6	13:51:58.921	1:07.875	21.019	24.889	21.967	45.404	78.672
7	13:52:57.778	58.857	16.869	21.806	20.182	118.356	104.692
8	13:53:56.407	58.629	16.996	21.872	19.761	118.985	104.204
9	13:54:57.582	1:01.175	17.057	23.857	20.261	119.835	102.142
10	13:56:01.637	1:04.055	19.164	24.079	20.812	98.254	95.595
11	13:57:00.458	58.821	17.160	21.767	19.894	121.133	103.242
12	13:57:58.739	58.281	16.810	21.845	19.626	121.352	103.402

(25) Alastair MOWAT							
1	13:46:48.075	1:35.194	32.342	42.300	20.552	28.161	50.118
2	13:47:47.235	59.160	17.586	21.752	19.822	114.129	95.731
3	13:48:46.287	59.052	17.300	21.928	19.824	116.304	96.419
4	13:49:45.093	58.806	17.192	21.756	19.858	116.103	97.117
5	13:50:45.052	59.959	17.287	22.706	19.966	115.504	96.697
6	13:51:53.259	1:08.207	17.145	30.634	20.428	115.107	95.868
7	13:53:17.886	1:24.627	20.977	39.946	23.704	115.107	51.582
8	13:54:43.615	1:25.729	28.252	37.461	20.016	71.467	41.170
9	13:55:42.781	59.166	17.186	21.691	20.289	115.903	96.836
10	13:56:42.201	59.420	17.370	21.900	20.150	114.323	96.419
11	13:57:41.510	59.309	17.449	21.992	19.868	114.129	96.697
12	13:58:41.021	59.511	17.449	21.975	20.087	114.518	96.419
13	14:00:00.885	1:19.864	22.044	34.779	23.041	114.323	51.821

(49) Alan TAIT							
1	13:46:18.799	1:23.809	27.391	31.163	25.255	32.155	71.927
2	13:47:19.366	1:00.567	17.233	23.181	20.153	113.549	98.979
3	13:48:45.435	1:26.069	21.752	33.118	31.199	118.356	57.113
4	13:50:08.755	1:23.320	27.878	33.473	21.969	51.345	51.701
5	13:51:08.841	1:00.086	17.266	22.899	19.921	115.903	98.688
6	13:52:29.398	1:20.557	21.051	30.605	28.901	116.506	62.835
7	13:53:46.769	1:17.371	24.931	31.631	20.809	67.041	52.021
8	13:54:55.964	1:09.195	20.385	27.549	21.261	116.912	62.542
9	13:56:17.597	1:21.633	23.903	29.758	27.972	117.116	57.455
10	13:57:30.128	1:12.531	22.487	27.405	22.639	66.575	72.081
11	13:58:45.222	1:15.094	22.292	31.110	21.692	108.413	61.398
12	13:59:44.987	59.765	17.390	22.386	19.989	116.103	98.979

(15) Matt COLLINS							
1	13:46:54.241	1:37.226	31.775	41.536	23.915	31.986	52.592
2	13:47:56.280	1:02.039	18.515	22.757	20.767	111.846	97.117
3	13:48:57.451	1:01.171	18.152	22.322	20.697	114.910	97.682
4	13:49:58.444	1:00.993	17.847	22.383	20.763	115.703	97.967
5	13:50:59.595	1:01.151	18.058	22.469	20.624	114.910	97.399
6	13:52:00.825	1:01.230	17.903	22.877	20.450	115.504	98.111
7	13:54:50.407	2:49.582	19.298	35.416	1:54.868	116.709	77.581
8	13:55:56.911	1:06.504	22.357	23.194	20.953	33.107	93.076
9	13:56:57.965	1:01.054	17.748	22.802	20.504	115.305	98.111
10	13:57:58.629	1:00.664	17.707	22.514	20.443	115.903	97.967
11	13:59:00.370	1:01.741	18.663	22.635	20.443	114.129	97.257
12	14:00:01.089	1:00.719	17.654	22.629	20.436	115.703	98.398

(66) Marten BONNER							
1	13:46:11.484	1:27.291	27.665	34.612	25.014	32.498	63.012
2	13:47:18.356	1:06.872	19.983	25.347	21.542	91.552	86.479
3	13:48:20.867	1:02.511	18.000	23.697	20.814	105.020	94.252
4	13:49:23.928	1:03.061	18.293	23.894	20.874	106.520	94.252
5	13:50:25.365	1:01.437	18.152	22.628	20.657	105.020	95.323
6	13:51:27.912	1:02.547	18.241	23.058	21.248	105.681	94.518
7	13:52:29.723	1:01.811	18.541	22.565	20.705	107.372	94.785
8	13:53:30.926	1:01.203	18.117	22.506	20.580	104.366	93.988
9	13:54:33.294	1:02.368	18.082	23.192	21.094	105.515	94.785
10	13:55:43.965	1:10.671	20.591	27.615	22.465	91.303	78.123
11	13:56:45.648	1:01.683	18.255	22.775	20.663	107.201	94.651
12	13:57:46.968	1:01.320	18.147	22.559	20.614	105.349	94.785
13	13:58:48.290	1:01.322	17.765	22.561	20.996	105.681	94.252
14	14:00:01.106	1:12.816	20.779	30.061	21.976	109.832	73.745

Lap	Time of Day	Lap Tm	S1	S2	S3	SFSpd	S1Spd
(64) Andrew CAMERON							
1	13:46:30.016	1:27.781	27.432	30.323	30.026	36.893	59.126
2	13:47:38.129	1:08.113	21.258	24.560	22.295	73.583	85.162
3	13:48:42.824	1:04.695	19.755	24.441	20.499	77.671	86.368
4	13:49:44.332	1:01.508	18.141	22.946	20.421	114.714	94.252
5	13:50:47.556	1:03.224	19.237	23.307	20.680	107.717	95.595
6	13:51:54.238	1:06.682	18.219	27.804	20.659	113.935	95.868

(3) Fred WALTON							
1	13:46:23.992	1:23.850	26.729			36.591	69.686
2	13:47:29.193	1:05.201	20.236	24.392	20.573	84.518	83.571
3	13:48:53.480	1:24.287	17.887	31.922	34.478	112.408	91.677
4	13:50:01.877	1:08.397	22.647	24.725	21.025	67.175	74.316
5	13:51:03.644	1:01.767	17.754	23.054	20.959	118.565	99.419

(83) Fraser JAMIESON							
1	13:46:20.135	1:21.925	26.663	30.730	24.532	33.773	70.417
2	13:47:24.066	1:03.931	18.844	23.361	21.726	101.371	87.153
3	13:48:29.971	1:05.905	19.491	24.610	21.804	104.204	87.380
4	13:49:32.305	1:02.334	18.217	22.736	21.381	104.204	89.239
5	13:50:34.197	1:01.892	18.089	22.623	21.180	105.349	88.532
6	13:52:58.389	2:24.192	20.578	28.462	1:35.152	105.681	71.850
7	13:54:08.243	1:09.854	21.051	26.404	22.099	44.948	83.260
8	13:55:10.899	1:02.656	18.270	22.793	21.593	103.882	88.532
9	13:56:14.118	1:02.519	17.983	22.978	22.258	104.856	89.002
10	13:57:16.631	1:03.213	18.562	22.688	21.263	101.066	89.120
11	13:58:27.460	1:10.829	21.862	26.834	22.133	106.015	59.757

(26) Kevin KENSETT							
1	13:46:04.293	1:25.083	27.562	34.375	23.146	31.805	60.349
2	13:47:09.416	1:05.123	19.790			103.242	85.925
3	13:48:12.698	1:03.282	18.867	23.216	21.199	105.681	87.722
4	13:49:18.322	1:05.624	18.697	24.668	22.259	107.201	88.884
5	13:51:30.846	2:12.524	19.527	24.233	1:28.764	106.183	87.952
6	13:52:48.142	1:17.296	28.696	27.334	21.266	35.620	50.118
7	13:53:50.881	1:02.739	18.533	23.179	21.027	105.681	88.649
8	13:55:20.576	1:29.695	18.693	26.987	44.015	107.201	87.608
9	13:56:26.959	1:06.383	21.751	23.551	21.081	45.312	86.590
10	13:57:29.774	1:02.815	18.583	22.974	21.258	105.020	87.722
11	13:58:32.008	1:02.234	18.417	22.838	20.979	105.349	89.596

(116) Craig DILLON							
1	13:46:34.644	1:24.802	29.396	30.593	24.813	31.941	52.716
2	13:47:40.128	1:05.484	19.788	23.595	22.101	101.987	89

Super Lap Scotland - Round 4 AC

Super Lap Scotland Knockhill 1.267 miles
 Qualifying - Group 2 30/07/2016 13:45
 Practice (15:00 Time) started at 13:44:31

Lap	Time of Day	Lap Tm	S1	S2	S3	SFSpd	S1Spd	Lap	Time of Day	Lap Tm	S1	S2	S3	SFSpd	S1Spd
7	13:52:22.304	1:04.188	18.647	23.992	21.549	107.717	89.358								
8	13:53:26.236	1:03.932	18.404	23.255	22.273	107.372	90.077								
9	13:54:29.322	1:03.086	18.522	23.282	21.282	104.692	86.814								
10	13:55:32.123	1:02.801	18.177	23.301	21.323	107.544	89.358								
11	13:56:43.118	1:10.995	22.012	25.714	23.269	97.540	75.742								

(16) Martin KELMAN

1	13:46:07.067	1:25.549	26.997	34.325	24.227	34.274	55.461
2	13:47:11.985	1:04.918	19.379	23.503	22.036	103.084	88.068
3	13:48:24.488	1:12.503	20.575	25.539	26.389	104.366	77.135
4	13:49:28.534	1:04.046	18.560	23.551	21.935	100.310	88.532
5	13:50:32.442	1:03.908	18.628	23.161	22.119	104.529	90.198
6	13:51:42.246	1:09.804	18.771	28.771	22.262	103.561	90.198
7	13:52:45.789	1:03.543	18.521	23.400	21.622	103.084	90.564
8	13:53:49.178	1:03.389	18.393	23.383	21.613	103.882	90.320
9	13:56:04.640	2:15.462	18.970	27.843	1:28.649	104.692	69.904
10	13:57:15.338	1:10.698	24.863	23.803	22.032	23.907	87.722
11	13:58:19.782	1:04.444	18.756	23.321	22.367	104.043	91.055
12	13:59:23.646	1:03.864	18.600	23.107	22.157	104.366	88.884
13	14:00:27.460	1:03.814	18.483	23.637	21.694	103.242	88.532

(187) Nick COOK

1	13:47:05.673	1:42.620	31.906	43.690	27.024	30.812	55.553
2	13:48:11.576	1:05.903	18.967	24.736	22.200	104.204	88.649
3	13:49:17.621	1:06.045	19.155	24.705	22.185	105.184	91.552
4	13:50:23.084	1:05.463	19.125	24.323	22.015	102.611	91.552
5	13:51:27.868	1:04.784	18.935	24.182	21.667	104.204	91.928
6	13:52:41.143	1:13.275	21.943	28.786	22.546	100.011	70.050
7	13:53:45.916	1:04.773	18.813	24.069	21.891	104.529	92.690
8	13:54:50.343	1:04.427	18.591	23.768	22.068	104.856	89.596
9	13:56:04.107	1:13.764	18.889	26.237	28.638	103.402	91.802
10	13:57:13.403	1:09.296	21.722	25.178	22.396	79.417	83.363
11	13:58:18.342	1:04.939	19.205	24.052	21.682	102.298	92.181

(42) Alex MILNE

1	13:46:10.288	1:27.086	27.671	33.389	26.026	32.498	65.407
2	13:47:22.872	1:12.584	20.097	26.057	26.430	93.595	88.416
3	13:48:35.389	1:12.517	21.371	28.481	22.665	92.435	76.432
4	13:49:41.485	1:06.096	18.780	25.296	22.020	110.374	93.335
5	13:50:49.764	1:08.279	18.344	25.356	24.579	112.597	97.257
6	13:52:01.124	1:11.360	19.278	26.807	25.275	99.863	90.564
7	13:53:12.132	1:11.008	20.786	26.785	23.437	76.000	84.732
8	13:54:20.593	1:08.461	19.362	26.177	22.922	94.651	93.205
9	13:55:27.917	1:07.324	19.385	25.649	22.290	100.011	90.198
10	13:56:34.183	1:06.266	19.032	25.169	22.065	106.520	96.005
11	13:57:53.668	1:19.485	19.979	29.874	29.632	107.372	81.441

(45) Euan BEGBIE

1	13:46:28.812	1:21.504	27.309			37.957	
2	13:47:35.310	1:06.498	19.191			86.479	96.558
3	13:55:38.207	8:02.897	30.117	36.958	6:55.822	58.507	53.729
4	13:56:48.331	1:10.124	25.208	23.748	21.168	36.731	95.731

(358) Stavros COSTA

1	13:46:57.421	1:39.390	31.751	41.705	25.934	34.361	56.871
2	13:48:04.542	1:07.121	19.563	24.602	22.956	97.540	86.146
3	13:49:11.832	1:07.290	19.552	24.844	22.894	100.011	87.153
4	13:50:19.791	1:07.959	19.637	25.527	22.795	99.863	86.035
5	13:51:27.251	1:07.460	19.512	25.170	22.778	99.863	85.706
6	13:52:33.796	1:06.545	19.684	24.460	22.401	99.272	87.952
7	13:53:40.383	1:06.587	19.196	24.664	22.727	100.310	86.479
8	13:54:47.266	1:06.883	19.377	25.009	22.497	99.714	85.596
9	13:55:54.358	1:07.092	19.503	25.138	22.451	100.611	87.494
10	13:57:01.406	1:07.048	19.278	24.984	22.786	98.979	86.590
11	13:58:08.765	1:07.359	19.283	25.306	22.770	99.419	87.153
12	13:59:16.567	1:07.802	19.515	25.368	22.919	98.543	85.925
13	14:00:23.227	1:06.660	19.089	24.996	22.575	99.272	86.814

(60) Callum DRYBURGH

1	13:46:13.272	1:21.598	26.416			39.267	61.623
2	13:47:20.217	1:06.945	19.989			95.868	82.747

Super Lap Scotland - Round 4 AC

Sorted on best lap time

Super Lap Scotland

Knockhill 1.267 miles

Qualifying - Group 3

30/07/2016 14:05

Practice (15:00 Time) started at 14:03:18

Pos	No.	Name	Make/Model	Class Code	Laps	Best Tm	Diff	Best Speed	2nd Best
1	46	George RIGBY	Subaru Impreza Spec-C	SLS-C	10	56.410		80.852	56.745
2	34	Blair McCONACHIE	Caterham Superlight R	SLS-C	4	56.496	0.086	80.729	58.125
3	63	Martyn HENRY	Vauxhall Astra VXR	SLS-C	7	57.176	0.766	79.768	57.274
4	100	Paul TOUGH	BMW M3	SLS-D	10	57.713	1.303	79.026	58.072
5	131	Keith COWIE	Seat Leon Supercopa	SLS-D	8	58.260	1.850	78.284	58.511
6	35	Stephen HENDERSON	Sylva Riot	SLS-D	6	59.562	3.152	76.573	59.709
7	78	David RYBOWSKI	Subaru Impreza WRX	SLS-D	8	59.957	3.547	76.069	1:00.034
8	5	Paul TOMLINSON	Subaru Impreza	SLS-D	9	1:00.789	4.379	75.027	1:00.910
9	103	Stuart ROBERTSON	Renault Clio	SLS-D	8	1:01.415	5.005	74.263	1:01.485
10	69	Adrian MILNE	Mitsubishi Evo VIII GSR	SLS-D	10	1:01.575	5.165	74.070	1:01.699
11	89	Steven EYRE	Subaru Impreza STi	SLS-C	8	1:02.239	5.829	73.279	1:02.626

Clerk of the Course.

Orbits

Sig : Time :

Chief Timekeeper : Ian Sharp (SMART Timing)

 Results available at www.mylaps.com and www.smart-timing.co.uk

Printed: 01/08/2016 17:58:13



Super Lap Scotland - Round 4 AC

Super Lap Scotland

Knockhill 1.267 miles

Qualifying - Group 3

30/07/2016 14:05

Practice (15:00 Time) started at 14:03:18

Lap	Time of Day	Lap Tm	S1	S2	S3	SFSpd	S1Spd
(46) George RIGBY							
1	14:04:56.552	1:22.952	30.443	31.346	21.163	25.991	55.830
2	14:05:54.584	58.032	16.309	22.701	19.022	127.339	109.653
3	14:06:51.712	57.128	16.505	21.656	18.967	128.559	108.064
4	14:08:13.005	1:21.293	20.294	32.781	28.218	128.559	66.707
5	14:09:29.273	1:16.268	24.361	32.310	19.597	67.581	60.676
6	14:10:26.148	56.875	15.915	21.789	19.171	129.302	110.922
7	14:11:22.893	56.745	16.406	21.455	18.884	127.824	109.474
8	14:12:42.048	1:19.155	20.577	29.616	28.962	127.339	66.509
9	14:13:58.766	1:16.718	23.103	33.094	20.521	83.363	61.850
10	14:14:55.176	56.410	15.897	21.575	18.938	127.339	107.544

(34) Blair McCONACHIE							
1	14:10:38.539	1:13.999	21.281	28.572	24.146	45.807	72.314
2	14:11:36.664	58.125	17.184	21.599	19.342	108.764	101.987
3	14:12:38.116	1:01.452	16.583	22.783	22.086	115.504	103.402
4	14:13:34.612	56.496	16.498	20.941	19.057	115.703	104.043

(63) Martyn HENRY							
1	14:05:25.405	1:33.585	32.299			31.462	43.407
2	14:06:22.581	57.176	16.746			122.236	103.561
3	14:07:20.155	57.574	17.033			120.480	100.460
4	14:08:17.890	57.735	17.135			118.775	100.310
5	14:09:15.164	57.274	16.860			118.985	100.310
6	14:10:29.729	3:02.916	22.712			118.775	59.230
7	14:13:32.060	1:13.980	24.061			39.732	71.620

(100) Paul TOUGH							
1	14:05:10.051	1:28.056	29.715	34.799	23.542	34.771	44.649
2	14:06:22.928	1:12.877	20.527	29.505	22.845	104.366	90.320
3	14:07:34.105	1:11.177	22.136	27.690	21.351	83.675	78.397
4	14:08:32.360	58.255	16.959	21.467	19.829	116.103	101.524
5	14:09:31.086	58.726	16.879	21.643	20.204	112.976	101.218
6	14:10:29.729	58.643	16.777	21.867	19.999	117.940	100.611
7	14:11:27.801	58.072	16.919	21.444	19.709	116.506	101.678
8	14:12:45.508	1:17.707	19.442	31.073	27.192	117.116	68.617
9	14:14:03.096	1:17.588	22.811	32.068	22.709	79.890	66.707
10	14:15:00.809	57.713	16.641	21.508	19.564	116.506	101.678

(131) Keith COWIE							
1	14:05:07.721	1:27.699	28.305	35.007	24.387	37.743	55.369
2	14:06:14.757	1:07.036	19.248	27.913	19.875	98.688	85.925
3	14:07:25.914	1:11.157	18.528	31.775	20.854	120.480	85.054
4	14:08:24.482	58.568	17.188	21.867	19.513	120.480	103.561
5	14:11:28.423	3:03.941	18.106	27.652	2:18.183	120.480	96.005
6	14:12:34.980	1:06.557	21.470	24.969	20.118	44.679	100.762
7	14:13:33.491	58.511	17.163	21.732	19.616	119.196	104.529
8	14:14:31.751	58.260	16.906	21.715	19.639	121.352	103.561

(35) Stephen HENDERSON							
1	14:04:44.138	1:13.123	23.232	28.855	21.036	39.406	69.112
2	14:05:43.700	59.562	17.438	21.672	20.452	104.366	95.053
3	14:06:43.853	1:00.153	17.894	21.668	20.591	105.020	94.385
4	14:07:43.562	59.709	17.376	21.931	20.402	104.856	94.785
5	14:08:43.272	59.710	17.501	21.698	20.511	105.184	94.120
6	14:09:45.704	1:02.432	17.363	21.749	23.320	105.020	94.919

(78) David RYBOWSKI							
1	14:05:17.118	1:31.640	28.999	40.117	22.524	33.058	46.765
2	14:06:17.075	59.957	17.403			110.012	94.385
3	14:09:45.385	3:28.310	24.958			110.556	58.203
4	14:11:00.698	1:15.313	21.177			40.994	91.303
5	14:12:00.732	1:00.034	17.679			108.764	94.120
6	14:13:01.004	1:00.272	17.607			108.764	91.802
7	14:14:19.496	1:18.492	24.961			104.692	51.981
8	14:15:19.669	1:00.173	17.701			108.588	92.562

(5) Paul TOMLINSON							
1	14:05:02.899	1:24.141	28.137	32.988	23.016	34.485	63.190
2	14:06:04.833	1:01.934	18.027	23.298	20.609	114.518	95.731
3	14:07:11.004	1:06.171	21.068	24.199	20.904	117.526	91.303
4	14:08:12.757	1:01.753	17.408	23.461	20.884	116.103	96.836
5	14:09:14.691	1:01.934	17.890	23.304	20.740	115.703	96.281

Lap	Time of Day	Lap Tm	S1	S2	S3	SFSpd	S1Spd
6	14:11:38.466	2:23.775	19.442	29.331	1:35.002	115.703	73.745
7	14:12:49.450	1:10.984	22.062	27.426	21.496	46.377	85.925
8	14:13:50.360	1:00.910	17.777	22.736	20.397	115.504	96.697
9	14:14:51.149	1:00.789	17.378	22.866	20.545	115.703	95.188

(103) Stuart ROBERTSON							
1	14:05:33.118	1:37.485	31.045	41.375	25.065	43.407	45.870
2	14:06:34.856	1:01.738	18.088	23.003	20.647	108.064	94.919
3	14:07:36.341	1:01.485	17.615	22.957	20.913	110.556	96.697
4	14:08:38.553	1:02.212	18.454	22.935	20.823	110.193	94.919
5	14:12:03.524	3:24.971	22.394	28.010	2:34.567	110.374	51.542
6	14:13:06.543	1:03.019	19.983	22.214	20.822	52.551	96.005
7	14:14:07.958	1:01.415	18.089	22.465	20.861	110.012	96.419
8	14:15:09.513	1:01.555	18.263	22.731	20.561	110.012	93.465

(69) Adrian MILNE							
1	14:04:39.368	1:12.360	22.635	27.866	21.859	33.520	87.153
2	14:05:42.022	1:02.654	17.759	24.061	20.834	110.556	95.188
3	14:07:45.347	2:03.325	21.828	28.230	1:13.267	109.653	72.004
4	14:08:50.787	1:05.440	19.890	24.776	20.774	50.193	91.928
5	14:09:53.067	1:02.280	17.687	23.915	20.678	113.742	95.868
6	14:10:54.879	1:01.812	17.573	23.820	20.419	112.597	95.868
7	14:12:13.299	1:18.420	22.870	31.208	24.342	111.474	54.250
8	14:13:14.998	1:01.699	17.543	23.598	20.558	108.238	97.117
9	14:14:28.888	1:13.890	20.729	30.491	22.670	111.474	71.696
10	14:15:30.463	1:01.575	17.631	23.667	20.277	110.739	97.824

(89) Steven EYRE							
1	14:05:00.436	1:24.012	28.609	32.798	22.605	35.886	55.461
2	14:06:03.567	1:03.131	18.654	23.635	20.842	112.786	101.218
3	14:07:06.193	1:02.626	18.478	23.492	20.656	111.105	102.611
4	14:08:19.644	1:13.451	20.110	28.778	24.563	114.518	64.589
5	14:09:22.874	1:03.230	18.522	23.709	20.999	102.926	87.266
6	14:10:25.113	1:02.239	18.174	23.496	20.569	115.107	97.967
7	14:13:36.618	3:11.505	17.783	28.831	2:24.891	118.565	93.726
8	14:14:41.779	1:05.161	20.662	23.488	21.011	42.206	99.125

Clerk of the Course.

Sig : Time :
 Chief Timekeeper : Ian Sharp (SMART Timing)

Results available at www.mylaps.com and www.smart-timing.co.uk

Printed: 01/08/2016 17:58:51



Super Lap Scotland - Round 4 AC
Sorted on best lap time

Super Lap Scotland

Knockhill 1.267 miles

Qualifying - Group 4

30/07/2016 14:25

Practice (15:00 Time) started at 14:29:08

Pos	No.	Name	Make/Model	Class Code	Laps	Best Tm	Diff	Best Speed	2nd Best
1	62	Paul RANKIN	Subaru Impreza RB320	SLS-P	4	53.368		85.460	1:07.475
2	88	Andrew BARBOUR	Subaru Legacy GL	SLS-P	12	54.806	1.438	83.218	54.836
3	79	Eric HOLMES	Mitsubishi Evo	SLS-P	8	54.829	1.461	83.183	55.382
4	20	Hamish GORDON	Ultima GTR	SLS-P	10	55.368	2.000	82.373	56.546
5	32	John STEVENSON	Subaru Impreza	SLS-A	8	55.746	2.378	81.815	55.885
6	55	Fiona KINDNESS	Subaru Impreza STi Type R	SLS-B	12	56.206	2.838	81.145	56.583
7	7	David LONG	Caterham R400	SLS-B	9	56.302	2.934	81.007	57.029
8	29	Archie BAIN	Subaru Impreza Type RA	SLS-A	11	56.799	3.431	80.298	57.022
9	99	Andy GORDON	Lotus 211	SLS-B	13	58.088	4.720	78.516	58.130
10	2	Steven DARLEY	Subaru Legacy GL	SLS-P	13	58.450	5.082	78.030	58.668
11	65	Sam ELASSAR	McLaren 650LT	SLS-A	14	58.555	5.187	77.890	58.721
12	37	Steven HUNTER	Mitsubishi Evo 7	SLS-P	4	58.856	5.488	77.492	1:04.241
13	52	Rob ATTWOOD	Subaru Impreza	SLS-B	2	1:08.785	15.417	66.306	1:22.417
14	56	Adam KINDNESS	Subaru Impreza STi Type R	SLS-B	4	1:18.650	25.282	57.989	1:35.903

Announcements

Car No.79 - Selected lap times disallowed - Exceeding track limits.

Clerk of the Course.

Sig : Time :

Chief Timekeeper : Ian Sharp (SMART Timing)

 Results available at www.mylaps.com and www.smart-timing.co.uk

Printed: 01/08/2016 17:59:46

Orbits



Super Lap Scotland - Round 4 AC

Super Lap Scotland

Knockhill 1.267 miles

Qualifying - Group 4

30/07/2016 14:25

Practice (15:00 Time) started at 14:29:08

Lap	Time of Day	Lap Tm	S1	S2	S3	SFSpd	S1Spd
(62) Paul RANKIN							
1	14:31:26.391	1:25.359	23.216	33.711	28.432	43.947	76.345
2	14:32:33.866	1:07.475	21.234	28.396	17.845	88.299	69.904
3	14:33:27.234	53.368	15.271	20.442	17.655	147.166	124.735
4	14:34:41.899	1:14.665	20.647	28.321	25.697	137.798	64.279

(88) Andrew BARBOUR							
1	14:31:17.103	1:30.623	26.418			38.971	67.108
2	14:32:13.496	56.393	16.365			136.675	122.459
3	14:33:10.310	56.814	15.633			136.121	122.236
4	14:35:51.941	2:41.631	23.142	34.397	1:44.092	138.652	51.188
5	14:37:01.167	1:09.226	23.131			40.524	83.989
6	14:37:56.420	55.253	15.911			142.479	126.857
7	14:38:52.117	55.697	15.762			140.687	126.142
8	14:40:05.351	1:13.234	24.735			122.014	45.839
9	14:41:00.187	54.836	15.869	20.954	18.013	140.982	127.339
10	14:41:54.993	54.806	15.649	20.868	18.289	142.479	125.435
11	14:43:19.043	1:24.050	25.459	35.212	23.379	124.044	51.423
12	14:44:14.151	55.108	16.139	20.952	18.017	140.687	125.670

(79) Eric HOLMES							
1	14:30:21.076	1:09.066	22.968	26.746	19.352	48.209	59.811
2	14:31:31.186	1:10.110	16.002	21.565	32.543	134.754	118.775
3	14:32:40.527	1:09.341	24.963	25.220	19.158	66.509	79.323
4	14:33:35.909	55.382	15.923	21.096	18.363	136.121	120.697
5	14:36:32.281	2:56.372	18.212	25.953	2:12.207	139.808	82.341
6	14:37:41.838	1:09.557	23.598	26.994	18.965	57.653	58.660
7	14:38:37.069	55.231	15.725	21.199	18.307	139.517	124.735
8	14:39:31.898	54.829	15.903	20.689	18.237	141.279	122.459

(20) Hamish GORDON							
1	14:31:20.870	1:27.310	25.906	35.637	25.767	35.507	78.580
2	14:32:19.401	58.531	16.838	22.439	19.254	116.103	107.201
3	14:33:20.250	1:00.849	16.400	24.068	20.381	126.380	108.764
4	14:34:26.551	1:06.301	16.309	24.861	25.131	129.053	108.588
5	14:35:23.097	56.546	16.727	21.095	18.724	109.832	112.033
6	14:36:19.719	56.622	16.492	21.390	18.740	127.339	109.474
7	14:37:16.609	56.890	16.399	21.830	18.661	126.618	110.739
8	14:38:11.977	55.368	16.118	20.725	18.525	127.339	110.922
9	14:39:10.962	58.985	16.225	21.244	21.516	128.805	111.660
10	14:40:08.858	57.896	17.262	21.434	19.200	101.524	104.692

(32) John STEVENSON							
1	14:30:54.883	1:21.756	24.150	34.424	23.182	46.863	55.830
2	14:32:15.777	1:20.894	21.164	30.096	29.634	94.919	68.130
3	14:33:18.703	1:02.926	17.374	25.782	19.770	82.645	111.846
4	14:34:19.276	1:00.573	15.707	25.149	19.717	142.479	117.116
5	14:35:15.161	55.885	15.910	21.405	18.570	138.366	121.572
6	14:36:10.907	55.746	16.039	21.514	18.193	141.877	120.049
7	14:37:30.194	1:19.287	23.905	34.267	21.115	142.177	46.635
8	14:38:44.747	1:14.553	22.401	33.069	19.083	79.795	75.914

(55) Fiona KINDNESS							
1	14:30:40.777	1:22.962	28.010	33.151	21.801	33.739	61.062
2	14:31:37.549	56.772	16.666	21.466	18.640	129.053	106.351
3	14:33:00.053	1:22.504	21.062	32.518	28.924	121.133	68.758
4	14:34:27.450	1:27.397	26.904	37.809	22.684	77.491	45.497
5	14:35:24.033	56.583	16.443	21.458	18.682	122.014	107.372
6	14:36:51.597	1:27.564	23.127	35.138	29.299	126.142	51.502
7	14:38:09.584	1:17.987	26.145	30.681	21.161	65.343	51.266
8	14:39:05.790	56.206	16.137	21.279	18.790	128.313	107.030
9	14:40:22.653	1:16.863	23.522	32.809	20.532	122.014	53.472
10	14:41:20.073	57.420	16.342	21.446	19.632	128.313	107.717
11	14:42:40.586	1:20.513	24.217	34.965	21.331	123.815	48.383
12	14:43:37.498	56.912	16.243	21.612	19.057	126.380	106.351

(7) David LONG							
1	14:30:47.056	1:24.183	25.555	34.193	24.435	44.383	53.515
2	14:31:44.947	57.891	16.927	21.781	19.183	116.506	111.105
3	14:32:44.126	59.179	16.006	22.244	20.929	124.735	111.846
4	14:34:50.381	2:06.255	1:20.786	25.478	19.991	98.254	71.391
5	14:35:46.683	56.302	16.382	21.064	18.856	124.504	112.033
6	14:36:52.074	1:05.391	17.570	24.752	23.069	125.905	89.957

Lap	Time of Day	Lap Tm	S1	S2	S3	SFSpd	S1Spd
7	14:37:49.103	57.029	16.660	21.758	18.611	124.044	112.220
8	14:39:01.654	1:12.551	20.157	29.440	22.954	122.683	65.471
9	14:40:00.222	58.568	16.283	22.239	20.046	123.587	110.739

(29) Archie BAIN							
1	14:31:05.014	1:24.650	26.883	36.515	21.252	37.850	60.566
2	14:32:03.084	58.070	16.376	22.845	18.849	126.142	111.474
3	14:33:05.248	1:02.164	15.791	24.860	21.513	132.362	116.103
4	14:34:15.876	1:10.628	18.318	30.532	21.778	115.903	71.850
5	14:35:12.904	57.028	16.216	21.977	18.835	133.150	114.714
6	14:38:02.191	2:49.287	15.919	26.324	2:07.044	131.326	119.409
7	14:39:16.910	1:14.719	25.398	29.107	20.214	49.526	53.772
8	14:40:13.932	57.022	16.018	22.082	18.922	135.025	114.129
9	14:41:25.389	1:11.457	19.901	32.129	19.427	130.053	60.731
10	14:42:23.026	57.637	16.748	21.986	18.903	137.234	114.910
11	14:43:19.825	56.799	16.090	21.817	18.892	131.070	118.775

(99) Andy GORDON							
1	14:30:23.547	1:09.974	23.000	25.947	21.027	51.741	67.991
2	14:31:34.446	1:10.899	17.001	22.512	31.386	115.107	108.460
3	14:32:45.142	1:10.696	23.153	25.083	22.460	65.471	81.343
4	14:33:43.272	58.130	16.999	21.623	19.508	116.506	100.460
5	14:34:41.360	58.088	17.102	21.370	19.616	115.703	99.272
6	14:35:39.858	58.498	16.788	21.973	19.737	115.107	100.310
7	14:36:38.073	58.215	16.981	21.603	19.631	114.714	99.863
8	14:37:36.473	58.400	17.146	21.715	19.539	114.323	99.863
9	14:40:45.107	3:08.634	19.516	26.771	2:22.347	114.910	63.071
10	14:41:49.736	1:04.629	21.130	23.792	19.707	49.235	84.839
11	14:42:48.083	58.347	17.377	21.525	19.445	115.504	99.272
12	14:43:47.766	59.683	18.013	22.084	19.586	116.304	97.257
13	14:44:45.978	58.212	17.203	21.445	19.564	114.910	99.714

(2) Steven DARLEY							
1	14:30:51.856	1:22.401	26.948	33.383	22.070	46.186	57.653
2	14:31:51.412	59.556	16.864	22.348	20.344	133.680	108.764
3	14:32:50.695	59.283	17.296	22.458	19.529	128.068	107.201
4	14:34:02.912	1:12.217	21.102	26.571	24.544	119.621	69.326
5	14:35:26.229	1:23.317	24.682	33.110	25.525	67.923	49.783
6	14:36:44.261	1:18.032	22.656	27.712	27.664	74.897	66.116
7	14:37:53.176	1:08.915	21.023	27.823	20.069	78.672	83.885
8	14:38:51.626	58.450	16.926	22.071	19.453	133.680	108.064
9	14:40:11.425	1:19.799	22.788	32.569	24.442	125.905	54.470
10	14:41:35.082	1:23.657	29.148	33.198	21.311	64.218	52.143
11	14:42:33.750	58.668	16.918	22.412	<		



Super Lap Scotland - Round 4 AC

Super Lap Scotland Knockhill 1.267 miles

Qualifying - Group 4 30/07/2016 14:25

Practice (15:00 Time) started at 14:29:08

Lap	Time of Day	Lap Tm	S1	S2	S3	SFSpd	S1Spd	Lap	Time of Day	Lap Tm	S1	S2	S3	SFSpd	S1Spd
1	14:30:39.283	1:18.650	24.770	32.016	21.864	43.156	62.894								
2	14:35:45.533	5:06.250	20.934	29.126	4:16.190	126.857	86.035								
3	14:37:21.436	1:35.903	27.096	31.636	37.171	33.859	59.387								
4	14:39:01.790	1:40.354	30.540	34.610	35.204	43.775	53.430								

Clerk of the Course. Orbits

Sig : Time :
 Chief Timekeeper : Ian Sharp (SMART Timing)
 Results available at www.mylaps.com and www.smart-timing.co.uk
 Printed: 01/08/2016 18:01:37



Super Lap Scotland - Round 4 AC
Sorted on best lap time

Super Lap Scotland

Knockhill 1.267 miles

Qualifying - Overall

30/07/2016 13:25

Practice (15:00 Time) started at 13:25:37

Pos	No.	Name	Make/Model	Class Code	Laps	Best Tm	Diff	Best Speed	2nd Best
1	62	Paul RANKIN	Subaru Impreza RB320	SLS-P	4	53.368		85.460	1:07.475
2	88	Andrew BARBOUR	Subaru Legacy GL	SLS-P	12	54.806	1.438	83.218	54.836
3	79	Eric HOLMES	Mitsubishi Evo	SLS-P	8	54.829	1.461	83.183	55.231
4	20	Hamish GORDON	Ultima GTR	SLS-P	10	55.368	2.000	82.373	56.546
5	32	John STEVENSON	Subaru Impreza	SLS-A	8	55.746	2.378	81.815	55.885
6	55	Fiona KINDNESS	Subaru Impreza STi Type R	SLS-B	12	56.206	2.838	81.145	56.583
7	7	David LONG	Caterham R400	SLS-B	9	56.302	2.934	81.007	57.029
8	46	George RIGBY	Subaru Impreza Spec-C	SLS-C	10	56.410	3.042	80.852	56.745
9	34	Blair McCONACHIE	Caterham Superlight R	SLS-C	4	56.496	3.128	80.729	58.125
10	29	Archie BAIN	Subaru Impreza Type RA	SLS-A	11	56.799	3.431	80.298	57.022
11	63	Martyn HENRY	Vauxhall Astra VXR	SLS-C	7	57.176	3.808	79.768	57.274
12	100	Paul TOUGH	BMW M3	SLS-D	10	57.713	4.345	79.026	58.072
13	99	Andy GORDON	Lotus 211	SLS-B	13	58.088	4.720	78.516	58.130
14	131	Keith COWIE	Seat Leon Supercopa	SLS-D	8	58.260	4.892	78.284	58.511
15	44	Steven JEFFERIES	Mitsubishi Evo VI	SLS-D	12	58.281	4.913	78.256	58.629
16	2	Steven DARLEY	Subaru Legacy GL	SLS-P	13	58.450	5.082	78.030	58.668
17	65	Sam ELASSAR	McLaren 650S	SLS-A	14	58.555	5.187	77.890	58.721
18	25	Alastair MOWAT	BMW E46 M3	SLS-E	13	58.806	5.438	77.557	59.052
19	37	Steven HUNTER	Mitsubishi Evo 7	SLS-P	4	58.856	5.488	77.492	1:04.241
20	35	Stephen HENDERSON	Sylva Riot	SLS-D	6	59.562	6.194	76.573	59.709
21	49	Alan TAIT	Subaru Impreza	SLS-D	12	59.765	6.397	76.313	1:00.086
22	78	David RYBOWSKI	Subaru Impreza WRX	SLS-D	8	59.957	6.589	76.069	1:00.034
23	67	Marshall WISHART	Mazda RX8	SLS-F	14	1:00.316	6.948	75.616	1:01.082
24	15	Matt COLLINS	Porsche Cayman	SLS-E	12	1:00.664	7.296	75.182	1:00.719
25	5	Paul TOMLINSON	Subaru Impreza	SLS-D	9	1:00.789	7.421	75.027	1:00.910
26	21	Scott ROBSON	Lotus Elise	SLS-F	12	1:00.798	7.430	75.016	1:01.016
27	66	Marten BONNER	Fiat Abarth 500	SLS-D	14	1:01.203	7.835	74.520	1:01.320
28	103	Stuart ROBERTSON	Renault Clio	SLS-D	8	1:01.415	8.047	74.263	1:01.485
29	81	Ian PITMAN	Subaru Impreza	SLS-F	11	1:01.494	8.126	74.167	1:01.649
30	64	Andrew CAMERON	Porsche 911 Carrera	SLS-E	6	1:01.508	8.140	74.150	1:03.224
31	69	Adrian MILNE	Mitsubishi Evo VIII GSR	SLS-D	10	1:01.575	8.207	74.070	1:01.699
32	48	Robert JOBSON	Audi A3 3.2	SLS-F	11	1:01.604	8.236	74.035	1:01.612
33	93	Allister PHILLIPS	Honda Prelude Si VTEC	SLS-F	13	1:01.649	8.281	73.981	1:02.000
34	3	Fred WALTON	Subaru Prodrive Impreza	SLS-D	5	1:01.767	8.399	73.839	1:05.201
35	83	Fraser JAMIESON	Renault Clio 172 Ph1	SLS-E	11	1:01.892	8.524	73.690	1:02.334
36	27	Paul WILSON	Renault Clio Cup	SLS-F	7	1:02.068	8.700	73.481	1:02.072
37	41	Neil METHVEN	Renault Clio 182	SLS-F	6	1:02.146	8.778	73.389	1:02.973
38	26	Kevin KENSETT	Peugeot 106	SLS-E	11	1:02.234	8.866	73.285	1:02.739
39	89	Steven EYRE	Subaru Impreza STi	SLS-C	8	1:02.239	8.871	73.279	1:02.626
40	116	Craig DILLON	Renault Clio	SLS-E	11	1:02.383	9.015	73.110	1:02.908
41	43	Stuart BUCHAN	Renault Clio 172 Cup	SLS-E	11	1:02.785	9.417	72.642	1:03.375
42	13	Lewis SKENE	Renault Megane RS	SLS-E	11	1:02.801	9.433	72.624	1:03.086
43	38	Chris HISLOP	Renault Clio 197	SLS-F	13	1:03.277	9.909	72.077	1:03.289

Clerk of the Course.

Orbits

Sig : Time :

Chief Timekeeper : Ian Sharp (SMART Timing)

 Results available at www.mylaps.com and www.smart-timing.co.uk

Printed: 01/08/2016 19:41:47



Super Lap Scotland - Round 4 AC

Sorted on best lap time

Super Lap Scotland

Knockhill 1.267 miles

Qualifying - Overall

30/07/2016 13:25

Practice (15:00 Time) started at 13:25:37

Pos	No.	Name	Make/Model	Class Code	Laps	Best Tm	Diff	Best Speed	2nd Best
44	16	Martin KELMAN	Renault Clio 172 Cup	SLS-E	13	1:03.389	10.021	71.950	1:03.543
45	54	Steven McNAB	Renault Clio	SLS-F	12	1:03.454	10.086	71.876	1:03.569
46	87	Andy TAYLOR	Volkswagon Golf Cup	SLS-E	11	1:03.793	10.425	71.494	1:04.207
47	187	Nick COOK	Volkswagon Golf Cup	SLS-E	11	1:04.427	11.059	70.791	1:04.773
48	50	Gavin EDGAR	Renault Clio Williams	SLS-F	12	1:04.851	11.483	70.328	1:04.896
49	59	Simon McWILLIAM	Renault Clio 172 Cup	SLS-F	8	1:04.954	11.586	70.216	1:05.860
50	42	Alex MILNE	Audi TTRS Plus	SLS-D	11	1:06.096	12.728	69.003	1:06.266
51	45	Euan BEGBIE	Volkswagon Golf	SLS-D	4	1:06.498	13.130	68.586	1:10.124
52	358	Stavros COSTA	Peugeot GTi	SLS-E	13	1:06.545	13.177	68.538	1:06.587
53	60	Callum DRYBURGH	Mini Cooper S	SLS-F	2	1:06.945	13.577	68.128	1:21.598
54	53	Jamie GOUDIE	Mazda MX5	SLS-F	9	1:07.006	13.638	68.066	1:07.883
55	52	Rob ATTWOOD	Subaru Impreza	SLS-B	2	1:08.785	15.417	66.306	1:22.417
56	132	Suzanne BUIST	Mini Cooper S	SLS-F	8	1:09.234	15.866	65.876	1:09.653
57	39	Martin PALMER	MGF Trophy 160	SLS-F	10	1:14.061	20.693	61.582	1:14.265
58	56	Adam KINDNESS	Subaru Impreza STi Type R	SLS-B	4	1:18.650	25.282	57.989	1:35.903

Clerk of the Course.

Sig : Time :
 Chief Timekeeper : Ian Sharp (SMART Timing)

Results available at www.mylaps.com and www.smart-timing.co.uk

Printed: 01/08/2016 19:41:47

Orbits





Edinburgh Watch Company - Perfect Lap comparison

No.	Name	Class	Best Sector 1	Best Sector 2	Best Sector 3	Perfect Lap	Best Lap	Difference	Tiebreak	
									2nd Best Lap	Difference
54	Steven McNAB	F	18.496	23.505	21.453	01.03.454	1:03.454	0:00.000	1:03.569	0:00.115
26	Kevin KENSETT	E	18.417	22.838	20.979	01.02.234	1:02.234	0:00.000	1:02.739	0:00.505
43	Stuart BUCHAN	E	18.350	23.055	21.380	01.02.785	1:02.785	0:00.000	1:03.375	0:00.590
59	Simon McWILLIAM	F	18.895	24.133	21.926	01.04.954	1:04.954	0:00.000	1:05.860	0:00.906
20	Hamish GORDON	Pro	16.118	20.725	18.525	00.55.368	0:55.368	0:00.000	0:56.546	0:01.178
34	Blair McCONACHIE	C	16.498	20.941	19.057	00.56.496	0:56.496	0:00.000	0:58.125	0:01.629
64	Andrew CAMERON	E	18.141	22.946	20.421	01.01.508	1:01.508	0:00.000	1:03.224	0:01.716
62	Paul RANKIN	Pro	15.271	20.442	17.655	00.53.368	0:53.368	0:00.000	1:07.475	0:14.107
116	Craig DILLON	E	18.452	22.802	21.122	01.02.376	1:02.383	0:00.007		
93	Allister PHILLIPS	F	17.924	22.726	20.979	01.01.629	1:01.649	0:00.020		
41	Neil METHVEN	F	18.405	22.761	20.954	01.02.120	1:02.146	0:00.026		
100	Paul TOUGH	D	16.641	21.444	19.564	00.57.649	0:57.713	0:00.064		
87	Andy TAYLOR	E	18.669	23.529	21.530	01.03.728	1:03.793	0:00.065		
132	Suzanne BUIST	F	20.191	26.412	22.560	01.09.163	1:09.234	0:00.071		
44	Steven JEFFERIES	D	16.810	21.767	19.626	00.58.203	0:58.281	0:00.078		
27	Paul WILSON	F	18.305	22.517	21.129	01.01.951	1:02.068	0:00.117		
131	Keith COWIE	D	16.906	21.715	19.513	00.58.134	0:58.260	0:00.126		
35	Stephen HENDERSON	D	17.363	21.668	20.402	00.59.433	0:59.562	0:00.129		
25	Alistair MOWAT	E	17.145	21.691	19.822	00.58.658	0:58.806	0:00.148		
55	Fiona KINDNESS	B	16.137	21.279	18.640	00.56.056	0:56.206	0:00.150		
69	Adrian MILNE	D	17.543	23.598	20.277	01.01.418	1:01.575	0:00.157		
46	George RIGBY	C	15.897	21.455	18.884	00.56.236	0:56.410	0:00.174		
2	Steven DARLEY	Pro	16.864	22.071	19.338	00.58.273	0:58.450	0:00.177		
79	Eric HOLMES	Pro	15.725	20.689	18.237	00.54.651	0:54.829	0:00.178		
83	Fraser JAMIESON	E	17.893	22.623	21.180	01.01.696	1:01.892	0:00.196		
13	Lewis SKENE	E	18.177	23.255	21.168	01.02.600	1:02.801	0:00.201		
53	Jamie GOUDIE	F	19.833	24.315	22.650	01.06.798	1:07.006	0:00.208		
38	Chris HISLOP	F	18.297	23.11	21.648	01.03.055	1:03.277	0:00.222		
49	Alan TAIT		17.233	22.386	19.921	00.59.540	0:59.765	0:00.225		
15	Matt COLLINS	E	17.654	22.322	20.436	01.00.412	1:00.664	0:00.252		
81	Ian PITMAN	F	18.130	22.360	20.735	01.01.225	1:01.494	0:00.269		
16	Martin KELMAN	E	18.393	23.107	21.613	01.03.113	1:03.389	0:00.276		
5	Paul TOMLINSON	D	17.378	22.736	20.397	01.00.511	1:00.789	0:00.278		
66	Marten BONNER	D	17.765	22.506	20.58	01.00.851	1:01.203	0:00.352		
29	Archie BAIN	A	15.791	21.817	18.835	00.56.443	0:56.799	0:00.356		
48	Robert JOBSON	F	17.869	22.467	20.882	01.01.218	1:01.604	0:00.386		
3	Fred WALTON	D	17.754	23.054	20.573	01.01.381	1:01.767	0:00.386		
89	Steven EYRE	C	17.783	23.488	20.569	01.01.840	1:02.239	0:00.399		
187	Nick COOK	E	18.591	23.768	21.667	01.04.026	1:04.427	0:00.401		
50	Gavin EDGAR	F	18.879	23.803	21.761	01.04.443	1:04.851	0:00.408		
37	Steven HUNTER	Pro	16.898	22.146	19.401	00.58.445	0:58.856	0:00.411		
32	John STEVENSON	A	15.707	21.405	18.193	00.55.305	0:55.745	0:00.440		
39	Martin PALMER	F	21.142	28.106	24.334	01.13.582	1:14.061	0:00.479		
99	Andy GORDON	F	16.788	21.370	19.445	00.57.603	0:58.088	0:00.485		
42	Alex MILNE	D	18.344	25.169	22.020	01.05.533	1:06.096	0:00.563		
358	Stavros COSTA	F	19.089	24.460	22.401	01.05.950	1:06.545	0:00.595		
7	David LONG	B	16.006	21.064	18.611	00.55.681	0:56.302	0:00.621		
103	Stuart ROBERTSON	D	17.615	22.214	20.561	01.00.390	1:01.415	0:01.025		
56	Adam KINDNESS	B	20.934	29.126	21.864	01.11.924	1:18.650	0:06.726		



Scottish Motorsports Automatic Race Timing

Super Lap Scotland - Round 4 AC

Sorted on best lap time

Super Lap Scotland

Knockhill 1.267 miles

Final - Group 1

30/07/2016 15:30

Practice started at 15:12:30

Pos	No.	Name	Make/Model	Class Code	Laps	Best Tm	Diff	Best Speed	2nd Best
1	67	Marshall WISHART	Mazda RX8	SLS-F	2	1:00.944		74.837	1:16.977
2	21	Scott ROBSON	Lotus Elise	SLS-F	2	1:01.419	0.475	74.258	1:29.457
3	48	Robert JOBSON	Audi A3 3.2	SLS-F	2	1:01.447	0.503	74.224	1:25.733
4	81	Ian PITMAN	Subaru Impreza	SLS-F	2	1:01.727	0.783	73.887	1:28.306
5	93	Allister PHILLIPS	Honda Prelude Si VTEC	SLS-F	2	1:01.835	0.891	73.758	1:21.896
6	27	Paul WILSON	Renault Clio Cup	SLS-F	2	1:02.330	1.386	73.172	1:21.865
7	38	Chris HISLOP	Renault Clio 197	SLS-F	2	1:03.786	2.842	71.502	1:21.787
8	87	Andy TAYLOR	Volkswagon Golf Cup	SLS-E	2	1:03.828	2.884	71.455	1:12.862
9	54	Steven McNAB	Renault Clio	SLS-F	2	1:04.046	3.102	71.212	1:22.285
10	59	Simon McWILLIAM	Renault Clio 172 Cup	SLS-F	2	1:04.592	3.648	70.610	1:23.672
11	50	Gavin EDGAR	Renault Clio Williams	SLS-F	2	1:04.712	3.768	70.479	1:16.280
12	41	Neil METHVEN	Renault Clio 182	SLS-F	2	1:04.873	3.929	70.304	1:20.869
13	53	Jamie GOUDIE	Mazda MX5	SLS-F	2	1:07.534	6.590	67.534	1:24.594
14	132	Suzanne BUIST	Mini Cooper S	SLS-F	2	1:07.848	6.904	67.221	1:17.974
15	39	Martin PALMER	MGF Trophy 160	SLS-F	2	1:11.662	10.718	63.644	1:16.316

Clerk of the Course.

Sig : Time :
 Chief Timekeeper : Ian Sharp (SMART Timing)

Results available at www.mylaps.com and www.smart-timing.co.uk

Printed: 01/08/2016 18:03:25

Orbits





Super Lap Scotland - Round 4 AC

Super Lap Scotland	Knockhill 1.267 miles
Final - Group 1	30/07/2016 15:30
Practice started at 15:12:30	

Lap	Time of Day	Lap Tm	S1	S2	S3	SFSpd	S1Spd	Lap	Time of Day	Lap Tm	S1	S2	S3	SFSpd	S1Spd
(67) Marshall WISHART															
1	15:26:30.548	1:16.977	25.033	31.280	20.664	43.633	67.923								
2	15:27:31.492	1:00.944	18.184	21.767	20.993	103.882	88.068								
(21) Scott ROBSON															
1	15:26:22.255	1:29.457	32.945			35.043	43.833								
2	15:27:23.674	1:01.419	17.943	22.460	21.016										
(48) Robert JOBSON															
1	15:22:42.815	1:25.733	28.198	35.540	21.995	44.948	47.093								
2	15:23:44.262	1:01.447	17.955	22.429	21.063	104.529	90.320								
(81) Ian PITMAN															
1	15:26:04.571	1:28.306	30.405	36.510	21.391	37.511	38.479								
2	15:27:06.298	1:01.727	18.088	22.858	20.781	102.768	91.179								
(93) Allister PHILLIPS															
1	15:22:27.696	1:21.896	27.986	32.295	21.615	33.487	61.680								
2	15:23:29.531	1:01.835	18.008	22.711	21.116	101.987	88.068								
(27) Paul WILSON															
1	15:22:13.705	1:21.865	28.753	31.710	21.402	32.880	50.457								
2	15:23:16.035	1:02.330	18.330	22.543	21.457	102.611	87.608								
(38) Chris HISLOP															
1	15:18:36.242	1:21.787	26.113	32.839	22.835	38.043	47.832								
2	15:19:40.028	1:03.786	18.392	23.461	21.933	100.914	87.494								
(87) Andy TAYLOR															
1	15:18:03.010	1:12.862	23.175	27.632	22.055	42.798	83.157								
2	15:19:06.838	1:03.828	18.468	23.777	21.583	103.402	90.932								
(54) Steven McNAB															
1	15:18:24.377	1:22.285	27.359	32.610	22.316	47.359	56.298								
2	15:19:28.423	1:04.046	18.666	23.550	21.830	104.692	88.183								
(59) Simon McWILLIAM															
1	15:14:31.351	1:23.672	27.647	31.762	24.263	35.190	56.440								
2	15:15:35.943	1:04.592	18.934	23.692	21.966	97.540	88.068								
(50) Gavin EDGAR															
1	15:17:54.361	1:16.280	26.787	26.874	22.619	39.429	65.216								
2	15:18:59.073	1:04.712	18.974	23.768	21.970	100.914	87.494								
(41) Neil METHVEN															
1	15:21:58.039	1:20.869	30.738	28.461	21.670	33.859	54.470								
2	15:23:02.912	1:04.873	19.821	23.658	21.394	102.611	83.989								
(53) Jamie GOUDIE															
1	15:14:21.633	1:24.594	27.272	32.027	25.295	43.018	56.535								
2	15:15:29.167	1:07.534	20.048	24.800	22.686	89.239	79.700								
(132) Suzanne BUIST															
1	15:14:03.943	1:17.974	26.076	28.674	23.224	39.359	58.970								
2	15:15:11.791	1:07.848	19.587	25.942	22.319	103.402	81.839								
(39) Martin PALMER															
1	15:13:50.815	1:16.316	23.905	28.129	24.282	41.399	76.607								
2	15:15:02.477	1:11.662	20.599	27.048	24.015	93.205	79.511								

Super Lap Scotland - Round 4 AC
Sorted on best lap time

Super Lap Scotland	Knockhill 1.267 miles
Final - Group 2	30/07/2016 15:50
Practice started at 15:32:41	

Pos	No.	Name	Make/Model	Class Code	Laps	Best Tm	Diff	Best Speed	2nd Best
1	25	Alastair MOWAT	BMW E46 M3	SLS-E	2	58.770		77.605	1:17.465
2	44	Steven JEFFERIES	Mitsubishi Evo VI	SLS-D	2	58.851	0.081	77.498	1:39.932
3	49	Alan TAIT	Subaru Impreza	SLS-D	4	59.193	0.423	77.050	1:14.319
4	15	Matt COLLINS	Porsche Cayman	SLS-E	4	1:00.195	1.425	75.768	1:07.209
5	3	Fred WALTON	Subaru Prodrive Impreza	SLS-D	2	1:00.384	1.614	75.531	1:12.639
6	66	Marten BONNER	Fiat Abarth 500	SLS-D	2	1:02.396	3.626	73.095	1:08.594
7	83	Fraser JAMIESON	Renault Clio 172 Ph1	SLS-E	2	1:02.581	3.811	72.879	1:18.121
8	43	Stuart BUCHAN	Renault Clio 172 Cup	SLS-E	2	1:02.969	4.199	72.430	1:21.249
9	26	Kevin KENSETT	Peugeot 106	SLS-E	2	1:03.033	4.263	72.356	1:22.285
10	13	Lewis SKENE	Renault Megane RS	SLS-E	2	1:03.283	4.513	72.071	1:11.126
11	64	Andrew CAMERON	Porsche 911 Carrera	SLS-E	2	1:03.366	4.596	71.976	1:08.010
12	187	Nick COOK	Volkswagon Golf Cup	SLS-E	2	1:03.539	4.769	71.780	1:15.268
13	16	Martin KELMAN	Renault Clio 172 Cup	SLS-E	2	1:03.812	5.042	71.473	1:23.780
14	42	Alex MILNE	Audi TTRS Plus	SLS-D	2	1:04.388	5.618	70.834	1:22.543
15	358	Stavros COSTA	Peugeot 205 GTI	SLS-E	2	1:05.006	6.236	70.160	1:13.674
16	116	Craig DILLON	Renault Clio	SLS-E				-	

Announcements

Car No's 15 & 49 - Awarded re-runs - Balked on timed runs.

Clerk of the Course.

Sig : _____ Time : _____
 Chief Timekeeper : Ian Sharp (SMART Timing)
 Results available at www.mylaps.com and www.smart-timing.co.uk

Printed: 01/08/2016 18:12:17



Super Lap Scotland - Round 4 AC

Super Lap Scotland	Knockhill 1.267 miles
Final - Group 2	30/07/2016 15:50
Practice started at 15:32:41	

Lap	Time of Day	Lap Tm	S1	S2	S3	SFSpd	S1Spd	Lap	Time of Day	Lap Tm	S1	S2	S3	SFSpd	S1Spd
(25) Alastair MOWAT															
1	15:47:19.624														
2	15:48:18.394	1:17.465	33.711	23.477	20.277	20.213	78.488								
		58.770	17.295	21.645	19.830	114.518	96.558								
(44) Steven JEFFERIES															
1	15:48:00.382	1:39.932	33.254	44.157	22.521	29.215	46.602								
2	15:48:59.233	58.851	17.047	22.055	19.749	121.352	103.721								
(49) Alan TAIT															
1	15:47:01.022	1:19.262	26.885	31.326	21.051	29.812	74.234								
2	15:49:55.463	2:54.441	16.921	22.976	2:14.544	116.709	100.611								
3	15:51:09.782	1:14.319	24.248	28.993	21.078	34.432	73.102								
4	15:52:08.975	59.193	16.776	22.721	19.696	116.103	98.111								
(15) Matt COLLINS															
1	15:46:50.327	1:23.151	28.507	32.949	21.695	38.634	52.716								
2	15:49:35.021	2:44.694	17.694	26.173	2:00.827	115.305	98.254								
3	15:50:42.230	1:07.209	21.185	24.617	21.407	39.945	97.682								
4	15:51:42.425	1:00.195	17.560	22.308	20.327	115.504	98.111								
(3) Fred WALTON															
1	15:42:11.320	1:12.639	24.268	27.137	21.234	33.944	87.608								
2	15:43:11.704	1:00.384	17.635	22.663	20.086	111.290	100.762								
(66) Marten BONNER															
1	15:42:33.308	1:08.594	21.672	26.097	20.825	45.964	84.625								
2	15:43:35.704	1:02.396	18.052	23.692	20.652	106.859	96.005								
(83) Fraser JAMIESON															
1	15:42:01.621	1:18.121	25.383	30.634	22.104	45.745	69.977								
2	15:43:04.202	1:02.581	18.343	22.685	21.553	101.832	89.120								
(43) Stuart BUCHAN															
1	15:38:28.825	1:21.249	26.703	31.892	22.654	36.412	54.961								
2	15:39:31.794	1:02.969	18.353	22.960	21.656	103.242	90.320								
(26) Kevin KENSETT															
1	15:38:58.891	1:22.285	32.644	28.141	21.500	30.012	54.871								
2	15:40:01.924	1:03.033	18.689	23.191	21.153	104.043	87.722								
(13) Lewis SKENE															
1	15:38:02.298	1:11.126	22.659	26.672	21.795	42.635	75.487								
2	15:39:05.581	1:03.283	18.315	23.765	21.203	106.859	90.809								
(64) Andrew CAMERON															
1	15:42:20.517	1:08.010	23.101	24.322	20.587	38.173	81.048								
2	15:43:23.883	1:03.366	18.506	24.119	20.741	112.786	95.323								
(187) Nick COOK															
1	15:34:33.462	1:15.268	26.715	26.315	22.238	45.435	82.341								
2	15:35:37.001	1:03.539	18.634	23.187	21.718	102.298	92.054								
(16) Martin KELMAN															
1	15:34:54.956	1:23.780	28.431	32.308	23.041	31.491	59.387								
2	15:35:58.768	1:03.812	18.414	23.584	21.814	103.084	88.884								
(42) Alex MILNE															
1	15:34:26.614	1:22.543	27.944	30.347	24.252	39.198	56.440								
2	15:35:31.002	1:04.388	18.492	24.154	21.742	99.419	100.460								
(358) Stavros COSTA															
1	15:34:05.903	1:13.674	23.244	27.429	23.001	42.527	76.259								
2	15:35:10.909	1:05.006	18.659	23.849	22.498	99.714	87.608								



Super Lap Scotland - Round 4 AC

Sorted on best lap time

Super Lap Scotland Knockhill 1.267 miles

Final - Group 3 30/07/2016 16:10

Practice started at 15:55:28

Pos	No.	Name	Make/Model	Class Code	Laps	Best Tm	Diff	Best Speed	2nd Best
1	46	George RIGBY	Subaru Impreza Spec-C	SLS-C	2	56.104		81.293	1:14.165
2	34	Blair McCONACHIE	Caterham Superlight R	SLS-C	2	56.715	0.611	80.417	1:11.917
3	63	Martyn HENRY	Vauxhall Astra VXR	SLS-C	2	56.724	0.620	80.404	1:20.270
4	131	Keith COWIE	Seat Leon Supercopa	SLS-D	2	57.738	1.634	78.992	1:19.871
5	5	Paul TOMLINSON	Subaru Impreza	SLS-D	2	1:00.369	4.265	75.549	1:17.705
6	78	David RYBOWSKI	Subaru Impreza WRX	SLS-D	2	1:00.668	4.564	75.177	1:21.904
7	89	Steven EYRE	Subaru Impreza STi	SLS-C	2	1:00.802	4.698	75.011	1:04.118
8	103	Stuart ROBERTSON	Renault Clio	SLS-D	2	1:01.003	4.899	74.764	1:27.989
9	69	Adrian MILNE	Mitsubishi Evo VIII GSR	SLS-D	2	1:02.643	6.539	72.807	1:15.892

Clerk of the Course. Orbits

Sig : Time :
 Chief Timekeeper : Ian Sharp (SMART Timing)
 Results available at www.mylaps.com and www.smart-timing.co.uk





Super Lap Scotland - Round 4 AC

<p>Super Lap Scotland</p> <p>Final - Group 3</p> <p>Practice started at 15:55:28</p>	<p>Knockhill 1.267 miles</p> <p>30/07/2016 16:10</p>
---	--

Lap	Time of Day	Lap Tm	S1	S2	S3	SFSpd	S1Spd	Lap	Time of Day	Lap Tm	S1	S2	S3	SFSpd	S1Spd
(46) George RIGBY															
1	16:05:12.376	1:14.165	25.523	28.556	20.086	38.151	64.403								
2	16:06:08.480	56.104	16.227	21.186	18.691	127.581	106.183								
(34) Blair McCONACHIE															
1	16:04:51.106	1:11.917	28.312	23.981	19.624	33.238	54.515								
2	16:05:47.821	56.715	16.301	21.098	19.316	115.903	104.204								
(63) Martyn HENRY															
1	16:04:42.435	1:20.270	27.423	33.017	19.830	43.045	48.279								
2	16:05:39.159	56.724	16.548	21.187	18.989	122.236	103.561								
(131) Keith COWIE															
1	16:01:20.345	1:19.871	27.824	31.349	20.698	33.790	50.685								
2	16:02:18.083	57.738	16.992	21.566	19.180	120.480	104.366								
(5) Paul TOMLINSON															
1	16:00:45.713	1:17.705	26.342	30.756	20.607	38.903	70.343								
2	16:01:46.082	1:00.369	17.299	22.738	20.332	117.526	97.967								
(78) David RYBOWSKI															
1	16:01:05.585	1:21.904	25.668			32.109	62.194								
2	16:02:06.253	1:00.668	17.778	22.170	20.720	107.544	92.562								
(89) Steven EYRE															
1	15:56:34.506	1:04.118	20.174	23.545	20.399	47.866	100.762								
2	15:57:35.308	1:00.802	17.638	22.413	20.751	118.775	104.692								
(103) Stuart ROBERTSON															
1	15:57:22.439	1:27.989	27.894	34.504	25.591	37.490	58.001								
2	15:58:23.442	1:01.003	17.768	22.624	20.611	106.351	97.399								
(69) Adrian MILNE															
1	15:56:57.506	1:15.892	24.907	29.577	21.408	31.956	72.785								
2	15:58:00.149	1:02.643	17.413	24.630	20.600	110.012	96.281								

Super Lap Scotland - Round 4 AC
Sorted on best lap time

Super Lap Scotland

Knockhill 1.267 miles

Final - Group 4

30/07/2016 16:30

Practice started at 16:11:54

Pos	No.	Name	Make/Model	Class Code	Laps	Best Tm	Diff	Best Speed	2nd Best
1	62	Paul RANKIN	Subaru Impreza RB320	SLS-P	2	52.613		86.687	1:04.187
2	79	Eric HOLMES	Mitsubishi Evo	SLS-P	2	53.955	1.342	84.530	1:08.311
3	32	John STEVENSON	Subaru Impreza	SLS-A	2	55.050	2.437	82.849	1:09.499
4	88	Andrew BARBOUR	Subaru Legacy GL	SLS-P	2	55.104	2.491	82.768	1:11.877
5	55	Fiona KINDNESS	Subaru Impreza STi Type R	SLS-B	2	55.723	3.110	81.848	1:20.703
6	29	Archie BAIN	Subaru Impreza Type RA	SLS-A	2	55.982	3.369	81.470	1:02.845
7	99	Andy GORDON	Lotus 211	SLS-B	5	57.157	4.544	79.795	58.652
8	65	Sam ELASSAR	McLaren 650LT	SLS-A	2	57.481	4.868	79.345	1:05.481
9	7	David LONG	Caterham R400	SLS-B	2	58.364	5.751	78.145	1:24.347
10	37	Steven HUNTER	Mitsubishi Evo 7	SLS-P	2	58.654	6.041	77.758	1:09.857
11	2	Steven DARLEY	Subaru Legacy GL	SLS-P	2	1:01.208	8.595	74.514	1:03.454
Not classified (from pos 12)									
	56	Adam KINDNESS	Subaru Impreza STi Type R	SLS-B	2	1:07.863	15.250	67.207	

Announcements

Car No.56 - Lap time disallowed - Exceeding track limits.

Car No.99 - Awarded re-run - Baulked on timed run.

Clerk of the Course.

Sig : Time :

Chief Timekeeper : Ian Sharp (SMART Timing)

 Results available at www.mylaps.com and www.smart-timing.co.uk

Printed: 01/08/2016 18:13:52

Orbits



Super Lap Scotland - Round 4 AC

<p>Super Lap Scotland</p> <p>Final - Group 4</p> <p>Practice started at 16:11:54</p>	<p>Knockhill 1.267 miles</p> <p>30/07/2016 16:30</p>
---	--

Lap	Time of Day	Lap Tm	S1	S2	S3	SFSpd	S1Spd	Lap	Time of Day	Lap Tm	S1	S2	S3	SFSpd	S1Spd
(62) Paul RANKIN															
1	16:26:06.438	1:04.187	22.528	23.198	18.461	37.365	112.408								
2	16:26:59.051	52.613	14.847	20.107	17.659	147.166	132.362								
(79) Eric HOLMES															
1	16:25:33.904	1:08.311	24.189	25.443	18.679	47.900	71.620								
2	16:26:27.859	53.955	15.460	20.506	17.989	142.177	124.504								
(32) John STEVENSON															
1	16:22:23.615	1:09.499	24.002	26.560	18.937	34.432	78.305								
2	16:23:18.665	55.050	15.858	20.795	18.397	139.227	124.273								
(88) Andrew BARBOUR															
1	16:25:55.548	1:11.877	25.100	27.884	18.893	39.406	66.840								
2	16:26:50.652	55.104	16.262			143.699	126.142								
(55) Fiona KINDNESS															
1	16:22:12.358	1:20.703	28.576	31.443	20.684	32.896	53.430								
2	16:23:08.081	55.723	16.097	21.250	18.376	127.339	107.030								
(29) Archie BAIN															
1	16:18:20.999	1:02.845	20.632	22.626	19.587	49.931	108.588								
2	16:19:16.981	55.982	15.703	21.445	18.834	138.939	116.709								
(99) Andy GORDON															
1	16:18:09.175	1:03.169	20.608	23.062	19.499	49.091	100.460								
2	16:19:07.827	58.652	17.664	21.626	19.362	116.506	98.688								
3	16:27:38.114	8:30.287	21.630	30.824	7:37.833	115.107	59.440								
4	16:28:39.544	1:01.430	20.000	21.940	19.490	51.188	100.611								
5	16:29:36.701	57.157	16.733	21.094	19.330	115.903	101.066								
(65) Sam ELASSAR															
1	16:13:47.937	1:05.481	20.191			46.154	97.117								
2	16:14:45.418	57.481	16.235			127.824	110.556								
(7) David LONG															
1	16:21:58.808	1:24.347	29.138	34.769	20.440	39.061	44.325								
2	16:22:57.172	58.364	15.854	21.128	21.382	125.435	113.742								
(37) Steven HUNTER															
1	16:13:35.809	1:09.857	22.799	25.713	21.345	38.835	82.645								
2	16:14:34.463	58.654	17.137	22.127	19.390	125.201	105.848								
(2) Steven DARLEY															
1	16:17:59.592	1:03.454	20.198	24.134	19.122	48.175	97.117								
2	16:19:00.800	1:01.208	17.517	21.231	22.460	138.652	108.238								
(56) Adam KINDNESS															
1	16:13:17.550	1:07.863	23.153	23.893	20.817	33.288	83.571								
2	16:14:23.767	1:06.217	18.981	23.319	23.917	99.863	78.397								

Super Lap Scotland - Round 4 AC
Sorted on best lap time

Super Lap Scotland	Knockhill 1.267 miles
Final - Overall	30/07/2016 15:30
Practice started at 15:12:30	

Pos	No.	Name	Make/Model	Class Code	Laps	Best Tm	Diff	Best Speed	2nd Best
1	62	Paul RANKIN	Subaru Impreza RB320	SLS-P	2	52.613		86.687	1:04.187
2	79	Eric HOLMES	Mitsubishi Evo	SLS-P	2	53.955	1.342	84.530	1:08.311
3	32	John STEVENSON	Subaru Impreza	SLS-A	2	55.050	2.437	82.849	1:09.499
4	88	Andrew BARBOUR	Subaru Legacy GL	SLS-P	2	55.104	2.491	82.768	1:11.877
5	55	Fiona KINDNESS	Subaru Impreza STi Type R	SLS-B	2	55.723	3.110	81.848	1:20.703
6	29	Archie BAIN	Subaru Impreza Type RA	SLS-A	2	55.982	3.369	81.470	1:02.845
7	46	George RIGBY	Subaru Impreza Spec-C	SLS-C	2	56.104	3.491	81.293	1:14.165
8	34	Blair McCONACHIE	Caterham Superlight R	SLS-C	2	56.715	4.102	80.417	1:11.917
9	63	Martyn HENRY	Vauxhall Astra VXR	SLS-C	2	56.724	4.111	80.404	1:20.270
10	99	Andy GORDON	Lotus 211	SLS-B	5	57.157	4.544	79.795	58.652
11	65	Sam ELASSAR	McLaren 650S	SLS-A	2	57.481	4.868	79.345	1:05.481
12	131	Keith COWIE	Seat Leon Supercopa	SLS-D	2	57.738	5.125	78.992	1:19.871
13	7	David LONG	Caterham R400	SLS-B	2	58.364	5.751	78.145	1:24.347
14	37	Steven HUNTER	Mitsubishi Evo 7	SLS-P	2	58.654	6.041	77.758	1:09.857
15	25	Alastair MOWAT	BMW E46 M3	SLS-E	2	58.770	6.157	77.605	1:17.465
16	44	Steven JEFFERIES	Mitsubishi Evo VI	SLS-D	2	58.851	6.238	77.498	1:39.932
17	49	Alan TAIT	Subaru Impreza	SLS-D	4	59.193	6.580	77.050	1:14.319
18	15	Matt COLLINS	Porsche Cayman	SLS-E	4	1:00.195	7.582	75.768	1:07.209
19	5	Paul TOMLINSON	Subaru Impreza	SLS-D	2	1:00.369	7.756	75.549	1:17.705
20	3	Fred WALTON	Subaru Prodrive Impreza	SLS-D	2	1:00.384	7.771	75.531	1:12.639
21	78	David RYBOWSKI	Subaru Impreza WRX	SLS-D	2	1:00.668	8.055	75.177	1:21.904
22	89	Steven EYRE	Subaru Impreza STi	SLS-C	2	1:00.802	8.189	75.011	1:04.118
23	67	Marshall WISHART	Mazda RX8	SLS-F	2	1:00.944	8.331	74.837	1:16.977
24	103	Stuart ROBERTSON	Renault Clio	SLS-D	2	1:01.003	8.390	74.764	1:27.989
25	2	Steven DARLEY	Subaru Legacy GL	SLS-P	2	1:01.208	8.595	74.514	1:03.454
26	21	Scott ROBSON	Lotus Elise	SLS-F	2	1:01.419	8.806	74.258	1:29.457
27	48	Robert JOBSON	Audi A3 3.2	SLS-F	2	1:01.447	8.834	74.224	1:25.733
28	81	Ian PITMAN	Subaru Impreza	SLS-F	2	1:01.727	9.114	73.887	1:28.306
29	93	Allister PHILLIPS	Honda Prelude Si VTEC	SLS-F	2	1:01.835	9.222	73.758	1:21.896
30	27	Paul WILSON	Renault Clio Cup	SLS-F	2	1:02.330	9.717	73.172	1:21.865
31	66	Marten BONNER	Fiat Abarth 500	SLS-D	2	1:02.396	9.783	73.095	1:08.594
32	83	Fraser JAMIESON	Renault Clio 172 Ph1	SLS-E	2	1:02.581	9.968	72.879	1:18.121
33	69	Adrian MILNE	Mitsubishi Evo VIII GSR	SLS-D	2	1:02.643	10.030	72.807	1:15.892
34	43	Stuart BUCHAN	Renault Clio 172 Cup	SLS-E	2	1:02.969	10.356	72.430	1:21.249
35	26	Kevin KENSETT	Peugeot 106	SLS-E	2	1:03.033	10.420	72.356	1:22.285
36	13	Lewis SKENE	Renault Megane RS	SLS-E	2	1:03.283	10.670	72.071	1:11.126
37	64	Andrew CAMERON	Porsche 911 Carrera	SLS-E	2	1:03.366	10.753	71.976	1:08.010
38	187	Nick COOK	Volkswagon Golf Cup	SLS-E	2	1:03.539	10.926	71.780	1:15.268
39	38	Chris HISLOP	Renault Clio 197	SLS-F	2	1:03.786	11.173	71.502	1:21.787
40	16	Martin KELMAN	Renault Clio 172 Cup	SLS-E	2	1:03.812	11.199	71.473	1:23.780
41	87	Andy TAYLOR	Volkswagon Golf Cup	SLS-E	2	1:03.828	11.215	71.455	1:12.862
42	54	Steven McNAB	Renault Clio	SLS-F	2	1:04.046	11.433	71.212	1:22.285
43	42	Alex MILNE	Audi TTRS Plus	SLS-D	2	1:04.388	11.775	70.834	1:22.543



Super Lap Scotland - Round 4 AC

Sorted on best lap time

Super Lap Scotland Knockhill 1.267 miles

Final - Overall 30/07/2016 15:30

Practice started at 15:12:30

Pos	No.	Name	Make/Model	Class Code	Laps	Best Tm	Diff	Best Speed	2nd Best
44	59	Simon McWILLIAM	Renault Clio 172 Cup	SLS-F	2	1:04.592	11.979	70.610	1:23.672
45	50	Gavin EDGAR	Renault Clio Williams	SLS-F	2	1:04.712	12.099	70.479	1:16.280
46	41	Neil METHVEN	Renault Clio 182	SLS-F	2	1:04.873	12.260	70.304	1:20.869
47	358	Stavros COSTA	Peugeot GTi	SLS-E	2	1:05.006	12.393	70.160	1:13.674
48	53	Jamie GOUDIE	Mazda MX5	SLS-F	2	1:07.534	14.921	67.534	1:24.594
49	132	Suzanne BUIST	Mini Cooper S	SLS-F	2	1:07.848	15.235	67.221	1:17.974
50	39	Martin PALMER	MGF Trophy 160	SLS-F	2	1:11.662	19.049	63.644	1:16.316

Not classified (from pos 51)

	56	Adam KINDNESS	Subaru Impreza STi Type R	SLS-B	2	1:06.217	13.604	68.877	1:07.863
DNS	116	Craig DILLON	Renault Clio	SLS-E				-	
DNS	8	David GRAHAM	Mitsubishi Evo 8	SLS-C				-	
DNS	20	Hamish GORDON	Ultima GTR	SLS-P				-	
DNS	23	Andrew COWIE	Subaru Impreza	SLS-F				-	
DNS	35	Stephen HENDERSON	Sylva Riot	SLS-D				-	
DNS	40	Scott WALKER	Subaru Impreza	SLS-C				-	
DNS	45	Euan BEGBIE	Volkswagon Golf	SLS-D				-	
DNS	51	Colin DORWARD	Mitsubishi Evo 5	SLS-A				-	
DNS	52	Rob ATTWOOD	Subaru Impreza	SLS-B				-	
DNS	60	Callum DRYBURGH	Mini Cooper S	SLS-F				-	
DNS	76	Robbie WYPER	Mitsubishi Evo 8	SLS-C				-	
DNS	86	Clark SUTHERLAND	Honda S2000	SLS-A				-	
DNS	100	Paul TOUGH	BMW M3	SLS-D				-	

Clerk of the Course. Orbits

Sig : Time :
 Chief Timekeeper : Ian Sharp (SMART Timing)
 Results available at www.mylaps.com and www.smart-timing.co.uk

