

Knockhill

31st July 2016

Clockwise



The MG Car Club
The club for MG owners



S.M.A.R.T.

Scottish Motorsports Automatic Race Timing

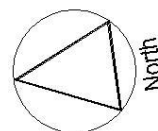
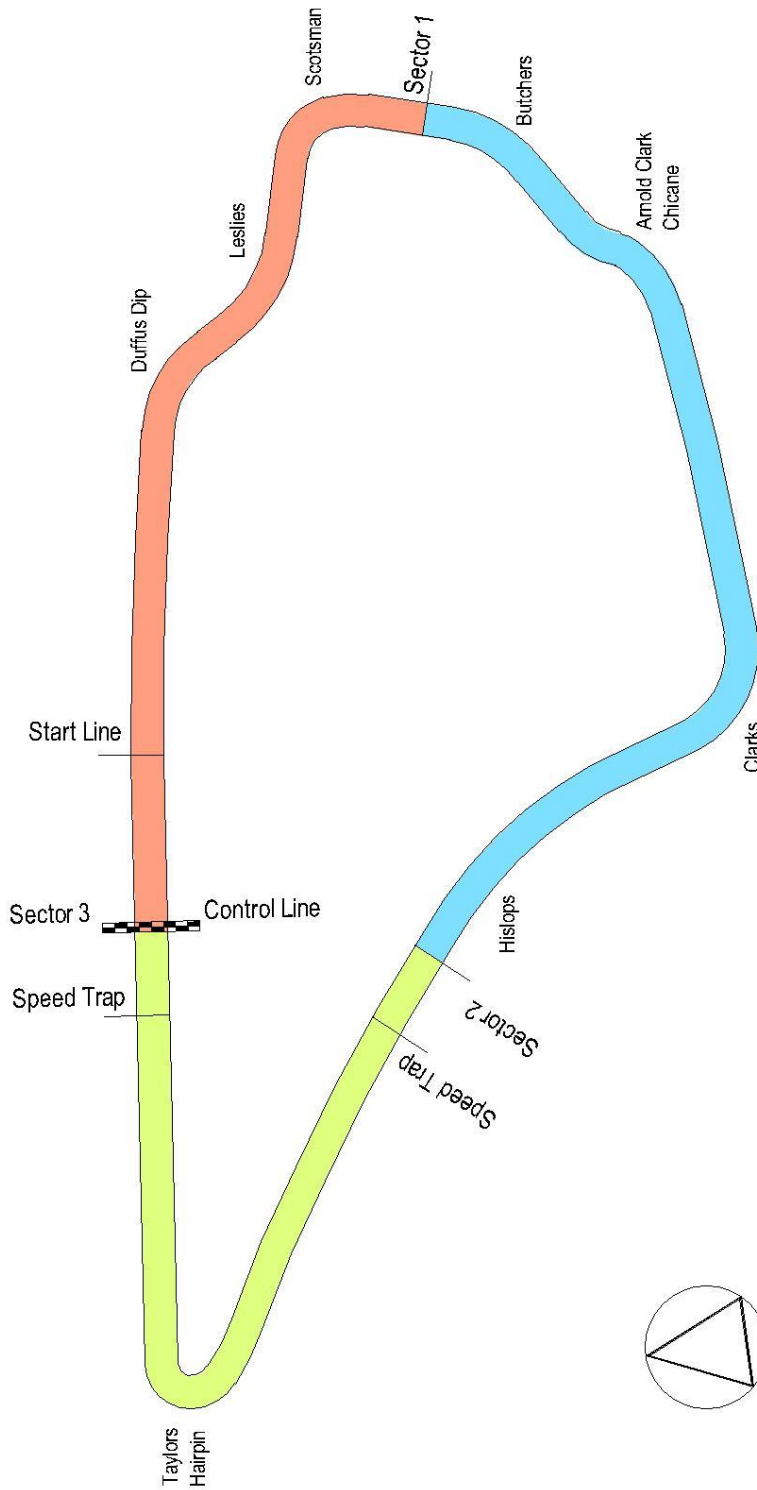

Ravenslea, Melrose Road, Galashiels, TD1 2AT

Telephone : 01896 – 752447

Scottish Motorsports Automatic Race Timing

Circuit layout

Knockhill – Clockwise



Length	
Sector 1	0.433 Mile
Sector 2	0.503 Mile
Sector 3	0.334 Mile



Super Lap Scotland - Round 5

Sorted on best lap time

MG Trophy Knockhill 1.267 miles

Warm Up 30/07/2016 17:35

Practice started at 17:27:24

Pos	No.	Name	Make/Model	CC	Class Code	Laps	Best Tm	Diff	Best Speed	2nd Best
1	16	Jason BURGESS	MG ZR 190	1800	A	17	1:01.447		74.224	1:01.857
2	15	Rob PERKINS	MG ZR 190	1800	A	17	1:01.481	0.034	74.183	1:01.508
3	131	Fergus CAMPBELL	MG ZR 170	1800	B	24	1:01.982	0.535	73.583	1:02.009
4	77	Robin WALKER	MG ZR 190	1800	A	21	1:02.145	0.698	73.390	1:02.265
5	68	Lee SULLIVEN	MG ZR 170	1800	B	18	1:02.560	1.113	72.903	1:02.639
6	33	Patrick BOOTH	MG ZR 170	1800	B	23	1:02.634	1.187	72.817	1:02.750
7	37	Mike HARRIS	MG ZR 170	1800	B	21	1:02.674	1.227	72.771	1:02.829
8	57	Will PAYNE	MG ZR 160	1800	C	18	1:03.603	2.156	71.708	1:03.795
9	1	John GIL	MG ZR 160	1800	C	19	1:06.301	4.854	68.790	1:06.777
10	27	Tim MARTIN	MG ZR 160	1800	C	22	1:06.934	5.487	68.139	1:07.356
11	21	Dave HEASMAN	MG ZR 160	1800	C	18	1:07.148	5.701	67.922	1:07.328
12	12	Martin WEBBER	MG ZR 160	1800	C	21	1:08.726	7.279	66.363	1:08.800

Announcements

Car No's 15 & 57 - No working transponders.

Clerk of the Course. Orbits

Sig : Time :

Chief Timekeeper : Ian Sharp (SMART Timing)

Results available at www.mylaps.com and www.smart-timing.co.uk



Super Lap Scotland - Round 5

MG Trophy

Knockhill 1.267 miles

Warm Up

30/07/2016 17:35

Practice started at 17:27:24

Lap	Time of Day	Lap Tm	S1	S2	S3	S3Spd	SFSpd	Lap	Time of Day	Lap Tm	S1	S2	S3	S3Spd	SFSpd
15	17:50:24.371	1:06.513	21.990	25.068	19.455	91.055	79.700	1	17:29:01.805			35.570	25.268	65.535	66.840
16	17:51:27.794	1:03.423	20.563	23.457	19.403	90.198	80.950	2	17:30:20.537	1:18.732	27.223	29.894	21.615	79.511	72.864
17	17:52:31.096	1:03.302	20.557	23.795	18.950	90.809	81.048	3	17:36:20.124	5:59.587		28.811	21.627	79.890	72.785
18	17:53:33.770	1:02.674	20.527	23.348	18.799	91.677	81.739	4	17:37:32.242	1:12.118		28.080	20.656	84.306	75.317
19	17:54:47.919	1:14.149	20.952	26.884	26.313	79.417	23.277	5	17:38:41.818	1:09.576	21.812	26.906	20.858	83.363	69.758
20	17:57:14.767	2:26.848	1:43.964	23.746	19.138	91.928	80.853	6	17:39:52.926	1:11.108	22.092	28.184	20.832	81.244	73.745
21	17:58:17.801	1:03.034	20.462	23.634	18.938	91.552	81.244	7	17:41:02.480	1:09.554	22.398	26.193	20.963	85.487	71.927

(57) Will PAYNE

1	17:38:16.074						
2	17:39:19.994	1:03.920					
3	17:40:24.188	1:04.194					
4	17:41:29.133	1:04.945					
5	17:42:33.290	1:04.157					
6	17:43:37.905	1:04.615					
7	17:44:41.841	1:03.936					
8	17:45:45.444	1:03.603					
9	17:46:50.566	1:05.122					
10	17:47:55.821	1:05.255					
11	17:48:59.928	1:04.107					
12	17:50:06.789	1:06.861					
13	17:51:11.910	1:05.121					
14	17:52:16.141	1:04.231					
15	17:53:21.724	1:05.583					
16	17:55:30.183	2:08.459					
17	17:56:34.348	1:04.165					
18	17:57:38.143	1:03.795					

8	17:42:10.874	1:08.394	21.981	26.234	20.179	85.596	76.519
9	17:43:21.388	1:10.514	22.074	27.844	20.596	82.039	72.864
10	17:44:31.484	1:10.096	22.044	27.732	20.320	84.200	75.828
11	17:45:41.719	1:10.235	22.034	26.412	21.789	84.200	68.687
12	17:46:53.813	1:12.094	25.743	26.211	20.140	85.270	73.502
13	17:48:02.802	1:08.989	21.777	26.492	20.720	82.139	72.549
14	17:49:16.833	1:14.031	23.650	29.082	21.299	73.745	71.089
15	17:50:25.440	1:08.607	22.447	25.679	20.481	85.487	75.828
16	17:51:32.768	1:07.328	21.240	25.294	20.794	85.270	72.314
17	17:52:39.916	1:07.148	21.939	25.329	19.880	85.925	74.399
18	17:53:50.149	1:10.233	21.469	25.639	23.125	85.162	28.740

(1) John GIL

1	17:29:02.152		35.599	24.147	66.575	76.086	
2	17:30:17.293	1:15.141	25.893	27.787	21.461	83.054	77.851
3	17:36:12.792	5:55.499		20.924	84.306	77.671	
4	17:37:21.833	1:09.041		26.183	20.245	86.035	77.135
5	17:38:28.937	1:07.104	21.694	25.379	20.031	85.925	78.672
6	17:39:39.563	1:10.626	23.368	26.478	20.780	82.240	77.851
7	17:40:47.635	1:08.072	21.810	25.974	20.288	85.379	79.985
8	17:41:54.412	1:06.777	21.765	25.156	19.856	86.927	79.136
9	17:43:01.518	1:07.106	21.911	25.334	19.861	86.702	78.857
10	17:44:08.888	1:07.370	22.061	25.359	19.950	86.479	79.136
11	17:45:15.861	1:06.973	21.634	25.455	19.884	86.479	79.136
12	17:46:23.688	1:07.827	22.085	25.532	20.210	84.412	78.672
13	17:47:31.158	1:07.470	21.690	25.340	20.440	85.596	76.782
14	17:48:42.924	1:11.766	23.153	26.267	22.346	82.747	78.765
15	17:49:55.584	1:12.660	22.310	26.320	24.030	84.732	32.993
16	17:51:48.950	1:53.366	1:01.639	28.475	23.252	79.985	78.397
17	17:52:55.251	1:06.301	21.410	25.219	19.672	87.153	79.136
18	17:54:03.014	1:07.763	21.517	25.810	20.436	85.270	78.857
19	17:55:16.436	1:13.422	22.287	26.180	24.955	83.780	27.103

(12) Martin WEBBER

1	17:28:59.943			35.019	24.516	63.730	69.831
2	17:30:19.330	1:19.387	27.302	31.250	20.835	78.488	76.172
3	17:36:17.849	5:58.519		29.304	20.558	78.397	75.233
4	17:37:30.292	1:12.443		28.967	20.111	84.732	76.958
5	17:38:40.479	1:10.187	22.670	27.434	20.083	84.839	76.086
6	17:39:50.720	1:10.241	22.814	27.669	19.758	83.885	77.491
7	17:41:00.435	1:09.715	22.131	27.388	20.196	85.596	77.761
8	17:42:10.116	1:09.681	22.512	26.886	20.283	85.815	78.032
9	17:43:20.634	1:10.518	22.290	27.421	20.807	82.849	77.491
10	17:44:30.535	1:09.901	22.443	27.286	20.172	84.839	77.402
11	17:45:40.049	1:09.514	22.528	26.323	20.663	84.518	74.647
12	17:46:51.231	1:11.182	22.485	28.571	20.126	82.951	76.958
13	17:48:00.031	1:08.800	22.065	26.728	20.007	84.095	75.487
14	17:49:09.607	1:09.576	22.299	26.455	20.822	84.095	75.572
15	17:50:18.500	1:08.893	22.324	26.509	20.060	84.839	76.607
16	17:51:28.690	1:10.190	22.372	26.692	21.126	84.200	71.543
17	17:52:40.734	1:12.044	22.953	26.567	22.524	82.442	34.221
18	17:54:36.660	1:55.926	1:08.115	27.332	20.479	81.938	75.317
19	17:55:45.976	1:09.316	22.456	26.512	20.348	83.467	74.813
20	17:56:54.702	1:08.726	21.936	26.462	20.328	82.139	74.730
21	17:58:05.359	1:10.657	23.033	26.603	21.021	82.747	74.399

(27) Tim MARTIN

1	17:28:58.690		35.152	24.509	60.566	67.377	
2	17:30:15.821	1:17.131	26.941	27.857	22.333	81.739	70.123
3	17:36:12.239	5:56.418		28.337	20.750	84.518	76.694
4	17:37:22.566	1:10.327		26.464	20.974	84.412	75.657
5	17:38:32.462	1:09.896	22.586	26.948	20.362	83.260	76.345
6	17:39:42.061	1:09.599	22.614	26.491	20.494	85.596	76.432
7	17:40:51.364	1:09.303	22.444	26.644	20.215	85.487	76.782
8	17:42:02.652	1:11.288	22.905	27.245	21.138	84.095	74.564
9	17:43:12.650	1:09.998	22.740	27.005	20.253	84.200	75.657
10	17:44:22.461	1:09.811	22.827	26.861	20.123	85.596	76.172
11	17:45:32.034	1:09.573	22.586	26.740	20.247	85.815	76.172
12	17:46:40.706	1:08.672	21.893	26.903	19.876	86.590	76.432
13	17:47:48.990	1:08.284	21.823	26.498	19.963	85.706	76.000
14	17:48:57.941	1:08.951	22.125	26.699	20.127	84.200	76.345
15	17:50:08.495	1:10.554	21.831	28.669	20.054	84.095	76.870
16	17:51:16.719	1:08.224	21.680	26.611	19.933	85.815	76.958
17	17:52:24.844	1:08.125	22.030	26.219	19.876	86.146	77.851
18	17:53:32.200	1:07.356	21.529	25.831	19.996	86.927	77.313
19	17:54:39.707	1:07.507	21.764	26.150	19.593	86.590	78.488
20	17:55:46.641	1:06.934	21.356	25.569	20.009	88.183	75.914
21	17:56:55.056	1:08.415	21.872	26.404	20.139	87.722	76.086
22	17:58:05.441	1:10.385	23.171	26.770	20.444	87.722	72.236

(21) Dave HEASMAN

Clerk of the Course.

Sig : _____ Time : _____
 Chief Timekeeper : Ian Sharp (SMART Timing)

Results available at www.mylaps.com and www.smart-timing.co.uk

Orbits





ORGANISERS OF THE



Round 10 - Knockhill - Clockwise
Sprint

No.	Name	Make	Practice 1 Intermediate	Flying Lap	Finish	Practice 2 Intermediate	Flying Lap	Finish	Best
715	Stewart R ROBB	Pilbeam MP88	45.58	46.00	91.58	42.35	44.68	87.03	87.03
1	Colin CALDER	Gould GR55	43.93	45.68	89.61	42.82	44.61	87.43	87.43
11	Heather CALDER	Gould GR55	44.48	47.04	91.52	43.30	45.51	88.81	88.81
15	Stewart ROBB	Pilbeam MP88	44.32	46.35	90.67	43.79	45.91	89.70	89.70
3	John GRAHAM	Gould RGR55B	48.09	50.11	98.20	46.44	48.65	95.09	95.09
5	Steve MILES	Van Diemen RF96	46.63	49.96	96.59	46.01	49.17	95.18	95.18
14	Terry HOLMES	Lola Tegra Judd	48.03	49.31	97.34	63.14	48.57	111.71	97.34
12	Jim BELT	Juno TR400	50.06	53.56	103.62	48.35	51.87	100.22	100.22
19	Matt CARTER	Radical PR6	51.71	53.25	104.96	48.98	51.24	100.22	100.22
18	Louise CALDER	Jedi Mk1	51.63	53.70	105.33	49.18	51.78	100.96	100.96
714	Graham PORRETT	Lola Tegra T90	54.80	55.10	109.90	49.86	51.43	101.29	101.29
17	Colin METCALFE	OMS 2000	55.43	66.82	122.25	75.80	58.40	134.20	122.25
13	Eric KILTIE	Caterham	61.91	65.71	127.62	60.07	63.62	123.69	123.69
16	Nicholas ALGAR	DJ Firehawk				50.20		NTR	NTR



Scottish Motorsports Automatic Race Timing





Super Lap Scotland - Round 5

Sorted on best lap time

Super Lap Scotland

Knockhill 1.267 miles

Warm Up - Group 1

31/07/2016 09:00

Practice (12:00 Time) started at 8:45:37

Pos	No.	Name	Make/Model	Class Code	Laps	Best Tm	Diff	Best Speed	2nd Best
1	67	Marshall WISHART	Mazda RX8	SLS-F	11	1:01.157		74.576	1:01.721
2	48	Robert JOBSON	Audi A3 3.2	SLS-F	9	1:01.688	0.531	73.934	1:03.382
3	81	Ian PITMAN	Subaru Impreza	SLS-F	6	1:01.775	0.618	73.830	1:02.459
4	21	Scott ROBSON	Lotus Elise	SLS-F	9	1:01.795	0.638	73.806	1:01.998
5	93	Allister PHILLIPS	Honda Prelude Si VTEC	SLS-F	10	1:01.861	0.704	73.727	1:02.796
6	27	Paul WILSON	Renault Clio Cup	SLS-F	6	1:02.096	0.939	73.448	1:02.549
7	54	Steven McNAB	Renault Clio	SLS-F	10	1:02.276	1.119	73.236	1:02.486
8	38	Chris HISLOP	Renault Clio 197	SLS-F	10	1:03.124	1.967	72.252	1:03.213
9	41	Neil METHVEN	Renault Clio 182	SLS-F	9	1:03.302	2.145	72.049	1:03.639
10	50	Gavin EDGAR	Renault Clio Williams	SLS-F	9	1:03.680	2.523	71.621	1:04.510
11	87	Andy TAYLOR	Volkswagon Golf Cup	SLS-E	10	1:04.612	3.455	70.588	1:04.854
12	53	Jamie GOUDIE	Mazda MX5	SLS-F	9	1:05.183	4.026	69.970	1:05.345
13	59	Simon McWILLIAM	Renault Clio 172 Cup	SLS-F	6	1:05.527	4.370	69.602	1:06.389
14	132	Suzanne BUIST	Mini Cooper S	SLS-F	6	1:10.353	9.196	64.828	1:12.760
15	39	Martin PALMER	MGF Trophy 160	SLS-F	9	1:17.556	16.399	58.807	1:17.781

Clerk of the Course.

Orbits

Sig : Time :
Chief Timekeeper : Ian Sharp (SMART Timing)

Results available at www.mylaps.com and www.smart-timing.co.uk

Printed: 01/08/2016 18:15:33





Super Lap Scotland - Round 5

Super Lap Scotland Knockhill 1.267 miles

Warm Up - Group 1 31/07/2016 09:00

Practice (12:00 Time) started at 8:45:37

Lap	Time of Day	Lap Tm	S1	S2	S3	S3Spd	SFSpd	Lap	Time of Day	Lap Tm	S1	S2	S3	S3Spd	SFSpd
(39) Martin PALMER															
1	8:46:54.916			29.112	21.712	81.048	74.316								
2	8:48:12.472	1:17.556	25.309	30.209	22.038	81.441	73.583								
3	8:49:34.415	1:21.943	25.929	32.026	23.988	75.914	65.986								
4	8:51:04.688	1:30.273	30.656	34.621	24.996	71.013	73.262								
5	8:52:27.177	1:22.489	29.847	30.521	22.121	79.606	73.907								
6	8:53:53.367	1:26.190	28.838	35.353	21.999	79.606	72.864								
7	8:55:17.216	1:23.849	30.301	30.233	23.315	80.176	69.326								
8	8:56:46.796	1:29.580	29.664	37.376	22.540	80.465	70.640								
9	8:58:04.577	1:17.781	25.856	30.120	21.805	80.176	73.262								

Clerk of the Course. Orbits

Sig : Time :
 Chief Timekeeper : Ian Sharp (SMART Timing)
 Results available at www.mylaps.com and www.smart-timing.co.uk



Super Lap Scotland - Round 5
Sorted on best lap time

Super Lap Scotland

Knockhill 1.267 miles

Warm Up - Group 2

31/07/2016 09:15

Practice (12:00 Time) started at 9:00:01

Pos	No.	Name	Make/Model	Class Code	Laps	Best Tm	Diff	Best Speed	2nd Best
1	44	Steven JEFFERIES	Mitsubishi Evo VI	SLS-D	8	57.848		78.842	58.247
2	3	Fred WALTON	Subaru Prodrive Impreza	SLS-D	5	1:00.217	2.369	75.740	1:12.259
3	83	Fraser JAMIESON	Renault Clio 172 Ph1	SLS-E	10	1:00.813	2.965	74.998	1:01.355
4	66	Marten BONNER	Fiat Abarth 500	SLS-D	10	1:01.100	3.252	74.645	1:02.364
5	26	Kevin KENSETT	Peugeot 106	SLS-E	9	1:01.714	3.866	73.903	1:01.724
6	64	Andrew CAMERON	Porsche 911 Carrera	SLS-E	8	1:01.733	3.885	73.880	1:02.642
7	43	Stuart BUCHAN	Renault Clio 172 Cup	SLS-E	8	1:01.825	3.977	73.770	1:02.075
8	13	Lewis SKENE	Renault Megane RS	SLS-E	11	1:01.983	4.135	73.582	1:02.078
9	49	Alan TAIT	Subaru Impreza	SLS-D	9	1:02.030	4.182	73.526	1:05.041
10	16	Martin KELMAN	Renault Clio 172 Cup	SLS-E	9	1:02.429	4.581	73.056	1:03.055
11	42	Alex MILNE	Audi TTRS Plus	SLS-D	9	1:04.383	6.535	70.839	1:04.413
12	358	Stavros COSTA	Peugeot 205 GTi	SLS-E	10	1:04.783	6.935	70.402	1:05.586
13	116	Craig DILLON	Renault Clio	SLS-E	5	1:05.586	7.738	69.540	1:07.643
14	45	Euan BEGBIE	Volkswagon Golf	SLS-D	4	1:17.889	20.041	58.556	1:38.803

Clerk of the Course.

Orbits

Sig : Time :

Chief Timekeeper : Ian Sharp (SMART Timing)

 Results available at www.mylaps.com and www.smart-timing.co.uk

Printed: 01/08/2016 18:17:58



Super Lap Scotland - Round 5

Super Lap Scotland

Knockhill 1.267 miles

Warm Up - Group 2

31/07/2016 09:15

Practice (12:00 Time) started at 9:00:01

Lap	Time of Day	Lap Tm	S1	S2	S3	S3Spd	SFSpd
(44) Steven JEFFERIES							
1	9:01:11.479			25.187	19.142	98.543	97.824
2	9:02:14.664	1:03.185	20.064	23.530	19.591	92.947	99.714
3	9:03:20.701	1:06.037	22.986	24.773	18.278	110.739	99.566
4	9:04:18.948	58.247	18.747	22.424	17.076	111.846	100.762
5	9:05:18.051	59.103	19.287	22.726	17.090	111.846	100.460
6	9:06:17.835	59.784	18.861	22.068	18.855	110.012	101.066
7	9:07:15.683	57.848	18.843	21.863	17.142	111.846	100.310
8	9:08:27.516	1:11.833	21.255	27.875	22.703	78.032	34.771

Lap	Time of Day	Lap Tm	S1	S2	S3	S3Spd	SFSpd
(3) Fred WALTON							
1	9:01:52.985			29.207	22.769	67.785	67.991
2	9:03:05.244	1:12.259	23.812	25.197	23.250	87.722	37.015
3	9:05:41.734	2:36.490	1:54.860	23.923	17.707	99.419	101.678
4	9:06:41.951	1:00.217	19.953	22.999	17.265	109.474	102.768
5	9:08:04.548	1:22.597	22.424	31.388	28.785	62.137	34.326

Lap	Time of Day	Lap Tm	S1	S2	S3	S3Spd	SFSpd
(83) Fraser JAMIESON							
1	9:01:46.950			34.219	22.128	57.603	83.467
2	9:02:59.461	1:12.511	22.793	27.856	21.862	65.153	86.146
3	9:04:03.153	1:03.692	20.928	23.700	19.064	93.857	86.368
4	9:05:05.352	1:02.199	20.058	23.495	18.646	92.690	86.035
5	9:06:07.330	1:01.978	20.049	23.421	18.508	93.595	86.257
6	9:07:11.076	1:03.746	19.718	24.686	19.342	92.947	86.590
7	9:08:20.914	1:09.838	19.948	24.613	25.277	85.379	32.357
8	9:10:28.319	2:07.405	1:24.778	24.244	18.383	93.465	86.814
9	9:11:29.674	1:01.355	19.670	23.389	18.296	93.988	86.368
10	9:12:30.487	1:00.813	19.738	22.939	18.136	94.785	86.257

Lap	Time of Day	Lap Tm	S1	S2	S3	S3Spd	SFSpd
(66) Marten BONNER							
1	9:01:58.401			29.895	24.153	66.707	74.316
2	9:03:10.381	1:11.980	24.651	27.043	20.286	86.257	85.815
3	9:04:16.642	1:06.261	22.462	24.676	19.123	93.988	90.442
4	9:05:20.360	1:03.718	20.880	23.998	18.840	92.435	88.649
5	9:06:27.668	1:07.308	21.692	26.148	19.468	86.257	90.809
6	9:07:30.746	1:03.078	20.580	23.866	18.632	99.863	88.532
7	9:08:33.110	1:02.364	20.715	23.097	18.552	100.310	90.320
8	9:09:34.210	1:01.100	20.386	22.730	17.984	101.066	94.518
9	9:10:44.114	1:09.904	20.350	28.769	20.785	71.315	88.767
10	9:11:47.527	1:03.413	21.231	23.607	18.575	98.543	89.716

Lap	Time of Day	Lap Tm	S1	S2	S3	S3Spd	SFSpd
(26) Kevin KENSETT							
1	9:01:36.199			31.489	22.491	64.034	85.925
2	9:02:42.610	1:06.411	21.774	25.427	19.210	91.055	86.257
3	9:03:45.570	1:02.960	20.324	23.797	18.839	93.595	86.590
4	9:04:53.214	1:07.644	20.295	23.681	23.668	92.690	27.662
5	9:07:05.007	2:11.793	1:28.265	24.319	19.209	92.562	85.815
6	9:08:06.721	1:01.714	19.999	23.202	18.513	95.459	86.368
7	9:09:08.445	1:01.724	20.055	23.236	18.433	94.518	86.146
8	9:10:10.445	1:02.000	20.199	23.224	18.577	94.651	84.839
9	9:11:19.014	1:08.569	20.115	23.984	24.470	76.432	37.261

Lap	Time of Day	Lap Tm	S1	S2	S3	S3Spd	SFSpd
(64) Andrew CAMERON							
1	9:01:51.537			31.852	25.935	49.783	62.137
2	9:03:05.535	1:13.998	26.871	25.971	21.156	92.947	81.441
3	9:04:11.317	1:05.782	22.301	24.517	18.964	98.979	90.809
4	9:05:13.959	1:02.642	20.103	23.857	18.682	101.066	91.055
5	9:06:17.510	1:03.551	20.262	23.472	19.817	94.385	91.427
6	9:07:28.747	1:11.237	23.510	28.610	19.117	85.162	91.303
7	9:08:30.480	1:01.733	19.882	23.224	18.627	102.142	101.066
8	9:09:46.865	1:16.385	23.570	28.179	24.636	79.230	29.799

Lap	Time of Day	Lap Tm	S1	S2	S3	S3Spd	SFSpd
(43) Stuart BUCHAN							
1	9:02:12.895			37.477	22.034	50.801	79.795
2	9:03:30.131	1:17.236	24.034	31.411	21.791	68.268	88.649
3	9:04:33.877	1:03.746	20.982	24.205	18.559	94.252	88.649
4	9:05:37.122	1:03.245	20.246	23.806	19.193	95.323	88.068
5	9:06:38.947	1:01.825	20.232	23.107	18.486	96.558	87.952
6	9:07:41.022	1:02.075	20.129	23.551	18.395	95.053	88.532
7	9:08:52.728	1:11.706	22.889	26.230	22.587	92.181	35.658
8	9:12:05.803	3:13.075	2:16.854	33.569	22.652	57.504	87.952

Lap	Time of Day	Lap Tm	S1	S2	S3	S3Spd	SFSpd
(13) Lewis SKENE							

Lap	Time of Day	Lap Tm	S1	S2	S3	S3Spd	SFSpd
1	9:01:41.757			28.022	21.411	88.183	85.815
2	9:02:48.795	1:07.038	22.059	26.039	18.940	88.183	85.815
3	9:03:51.810	1:03.015	20.408	23.825	18.782	96.143	86.257
4	9:04:54.045	1:02.235	20.196	23.313	18.726	96.836	85.925
5	9:05:56.721	1:02.676	20.149	23.804	18.723	97.257	86.479
6	9:06:59.119	1:02.398	20.221	23.496	18.681	96.836	86.590
7	9:08:01.509	1:02.390	20.264	23.514	18.612	97.540	86.368
8	9:09:03.492	1:01.983	20.156	23.418	18.409	97.824	86.479
9	9:10:13.469	1:09.977	22.885	26.505	20.587	96.697	82.240
10	9:11:20.562	1:07.093	23.394	24.609	19.090	96.976	85.487
11	9:12:22.640	1:02.078	20.201	23.500	18.377	97.540	86.368

Lap	Time of Day	Lap Tm	S1	S2	S3	S3Spd	SFSpd
(49) Alan TAIT							
1	9:02:04.391			30.781	22.821	78.857	70.417
2	9:03:18.918	1:14.527	25.243	28.392	20.892	82.747	86.590
3	9:04:30.260	1:11.342	23.334	27.697	20.311	71.696	88.299
4	9:05:37.430	1:07.170	21.801	25.094	20.275	100.011	65.280
5	9:06:46.177	1:08.747	26.283	24.095	18.369	104.529	94.651
6	9:07:51.218	1:05.041	20.905	24.165	19.971	104.529	61.062
7	9:09:18.270	1:27.052	27.668	32.793	26.591	58.203	56.298
8	9:10:41.027	1:22.757	29.500	33.154	20.103	57.406	95.731
9	9:11:43.057	1:02.030	20.306	23.910	17.814	103.402	96.281

Lap	Time of Day	Lap Tm	S1	S2	S3	S3Spd	SFSpd
(16) Martin KELMAN							
1	9:01:39.924			30.266	21.013	89.239	85.270
2	9:02:45.212	1:05.288	21.406	24.778	19.104	93.076	85.925
3	9:03:48.785	1:03.573	20.687	24.034	18.852	92.690	85.925
4	9:04:51.840	1:03.055	20.539	23.751	18.765	93.857	85.706
5	9:05:55.132	1:03.292	20.332	24.055	18.905	91.055	85.596
6	9:06:57.561	1:02.429	20.383	23.555	18.491	92.690	86.479
7	9:08:13.362	1:15.801	20.311	28.051	27.439	74.730	36.196
8	9:10:53.050	2:39.688	1:38.416	38.316	22.956	61.793	84.625
9	9:11:58.239	1:05.189	20.462	24.524	20.203	92.308	67.175

Lap	Time of Day	Lap Tm	S1	S2	S3	S3Spd	SFSpd
(42) Alex MILNE							
1	9:01:40.620			27.886	20.857	84.518	84.518
2	9:02:50.327	1:09.707	22.707	27.199	19.801	83.675	96.697
3	9:03:56.502	1:06.175	21.650	25.771	18.754	99.125	98.543
4	9:05:00.885	1:04.383	21.226	24.679	18.478	104.043	98.543
5	9:06:05.298	1:04.413	21.716	24.308	18.389	103.402	98.543
6	9:07:12.093	1:06.795	21.140	26.797	18.858	97.824	95.459
7	9:08:37.530	1:25.437	22.920	32.970	29.547	71.773	82.341
8	9:09:49.280	1:11.750	23.099	29.838	18.813	98.688	96.419
9	9:11:02.081	1:12.801	22.298	25.283	25.220	93.076	38.435

Lap	Time of Day	Lap Tm	S1	S2	S3	S3Spd	SFSpd
(358) Stavros COSTA							
1	9:01:49.208			30.802	22.700	56.298	81.938
2	9:02:57.157	1:07.949	22.134	25.724	20.091	87.722	82.849
3	9:04:04.227	1:07.070	21.434	25.485	20.151	85.270	84.412
4	9:05:11.036	1:06.809	21.297	25.613	19.899	88.767	83.363
5							



Super Lap Scotland - Round 5

Sorted on best lap time

Super Lap Scotland Knockhill 1.267 miles

Warm Up - Group 3 31/07/2016 09:30

Practice (12:00 Time) started at 9:14:29

Pos	No.	Name	Make/Model	Class Code	Laps	Best Tm	Diff	Best Speed	2nd Best
1	46	George RIGBY	Subaru Impreza Spec-C	SLS-C	10	56.676		80.472	56.898
2	131	Keith COWIE	Seat Leon Supercopa	SLS-D	5	56.812	0.136	80.280	57.559
3	63	Martyn HENRY	Vauxhall Astra VXR	SLS-C	9	58.713	2.037	77.680	58.821
4	76	Robbie WYPER	Mitsubishi Evo 8	SLS-C	10	59.006	2.330	77.295	1:00.040
5	5	Paul TOMLINSON	Subaru Impreza	SLS-D	11	1:00.320	3.644	75.611	1:00.459
6	103	Stuart ROBERTSON	Renault Clio	SLS-D	9	1:00.439	3.763	75.462	1:00.694
7	89	Steven EYRE	Subaru Impreza STi	SLS-C	11	1:02.259	5.583	73.256	1:02.397
8	40	Scott WALKER	Subaru Impreza	SLS-C	11	1:03.615	6.939	71.694	1:04.264

Clerk of the Course. Orbits

Sig : Time :
 Chief Timekeeper : Ian Sharp (SMART Timing)
 Results available at www.mylaps.com and www.smart-timing.co.uk



Super Lap Scotland - Round 5

Super Lap Scotland

Knockhill 1.267 miles

Warm Up - Group 3

31/07/2016 09:30

Practice (12:00 Time) started at 9:14:29

Lap	Time of Day	Lap Tm	S1	S2	S3	S3Spd	SFSpd
(46) George RIGBY							
1	9:16:10.292			36.819	24.820	52.675	78.397
2	9:17:16.995	1:06.703	22.087	26.378	18.238	89.358	99.863
3	9:18:34.436	1:17.441	20.436	31.245	25.760	54.163	63.071
4	9:19:48.282	1:13.846	26.137	28.610	19.099	83.780	109.296
5	9:20:44.958	56.676	18.424	21.853	16.399	115.903	108.238
6	9:22:09.063	1:24.105	24.393	38.112	21.600	59.022	107.201
7	9:23:05.961	56.898	18.549	21.940	16.409	115.903	109.296
8	9:24:31.320	1:25.359	24.254	34.525	26.580	64.527	59.864
9	9:26:02.337	1:31.017	28.058	38.050	24.909	68.828	67.581
10	9:27:26.606	1:24.269	26.416	35.737	22.116	65.599	39.993

(131) Keith COWIE							
1	9:15:51.115			31.502	20.658	74.316	95.188
2	9:16:52.874	1:01.759	20.431	23.752	17.576	106.183	100.611
3	9:17:50.433	57.559	18.814	21.789	16.956	110.374	101.524
4	9:18:47.245	56.812	18.559	21.506	16.747	110.374	100.611
5	9:19:55.190	1:07.945	19.970	25.103	22.872	97.257	35.080

(63) Martyn HENRY							
1	9:16:22.982						
2	9:17:31.506	1:08.524					
3	9:18:33.925	1:02.419					
4	9:19:33.020	59.095					
5	9:20:33.328	1:00.308					
6	9:21:32.041	58.713					
7	9:22:30.862	58.821					
8	9:23:43.277	1:12.415					
9	9:27:26.924	3:43.647					

(76) Robbie WYPER							
1	9:15:57.691			32.150	22.618	65.599	80.853
2	9:17:04.959	1:07.268	23.191	25.054	19.023	97.682	96.836
3	9:18:05.685	1:00.726	20.217	23.375	17.134	109.832	101.678
4	9:19:13.594	1:07.909	21.069	24.024	22.816	109.653	79.043
5	9:20:34.573	1:20.979	26.239	30.744	23.996	68.199	63.249
6	9:21:42.396	1:07.823	24.360	24.944	18.519	106.520	103.242
7	9:22:41.402	59.006	19.270	22.897	16.839	111.290	102.611
8	9:23:41.442	1:00.040	19.971	23.184	16.885	110.012	103.402
9	9:25:07.059	1:25.617	26.091	32.953	26.573	54.737	63.429
10	9:26:35.087	1:28.028	26.852	32.751	28.425	72.470	33.672

(5) Paul TOMLINSON							
1	9:16:12.498			37.156	25.010	60.731	64.964
2	9:17:23.112	1:10.614	25.167	26.349	19.098	100.161	92.308
3	9:18:24.563	1:01.451	19.834	23.643	17.974	101.987	92.947
4	9:19:26.135	1:01.572	19.838	23.529	18.205	100.762	92.181
5	9:20:28.020	1:01.885	19.994	23.882	18.009	101.524	93.857
6	9:21:28.340	1:00.320	19.622	22.948	17.750	101.371	95.053
7	9:22:39.554	1:11.214	20.178	29.008	22.028	76.086	60.240
8	9:23:57.890	1:18.336	25.666	30.319	22.351	60.240	87.494
9	9:25:01.362	1:03.472	20.280	23.319	19.873	101.987	80.272
10	9:26:08.326	1:06.964	22.977	25.877	18.110	100.762	91.427
11	9:27:08.785	1:00.459	19.953	22.963	17.543	102.454	94.252

(103) Stuart ROBERTSON							
1	9:16:16.954			37.595	26.645	64.651	91.303
2	9:17:18.421	1:01.467	20.176	23.236	18.055	99.863	94.120
3	9:18:19.835	1:01.414	20.146	23.371	17.897	100.611	92.947
4	9:19:21.537	1:01.702	20.014	23.733	17.955	99.566	92.435
5	9:20:22.231	1:00.694	19.704	23.151	17.839	99.863	92.181
6	9:21:45.829	1:23.598	23.895	33.595	26.108	65.280	33.554
7	9:24:48.052	3:02.223	2:18.885	24.109	19.229	92.818	90.686
8	9:25:48.491	1:00.439	19.804	22.765	17.870	98.688	91.677
9	9:26:49.434	1:00.943	19.769	23.293	17.881	99.863	91.427

(89) Steven EYRE							
1	9:16:12.247			37.574	23.409	61.510	98.398
2	9:17:22.309	1:10.062	22.101	27.223	20.738	87.608	72.470
3	9:18:28.309	1:06.000	23.445	24.359	18.196	105.515	101.832
4	9:19:31.466	1:03.157	21.165	23.943	18.049	107.030	101.218
5	9:20:35.139	1:03.673	20.383	24.862	18.428	102.926	101.678
6	9:21:37.398	1:02.259	20.710	23.514	18.035	107.544	100.011

Clerk of the Course.

Sig : Time :
 Chief Timekeeper : Ian Sharp (SMART Timing)

Results available at www.mylaps.com and www.smart-timing.co.uk

Printed: 01/08/2016 18:20:33



Super Lap Scotland - Round 5

Sorted on best lap time

Super Lap Scotland Knockhill 1.267 miles
 Warm Up - Group 4 31/07/2016 09:45
 Practice (12:00 Time) started at 9:29:41

Pos	No.	Name	Make/Model	Class Code	Laps	Best Tm	Diff	Best Speed	2nd Best
1	88	Andrew BARBOUR	Subaru Legacy GL	SLS-P	7	53.813		84.753	54.721
2	79	Eric HOLMES	Mitsubishi Evo	SLS-P	9	54.771	0.958	83.271	56.133
3	7	David LONG	Caterham R400	SLS-B	3	55.181	1.368	82.652	1:00.191
4	55	Fiona KINDNESS	Subaru Impreza STi Type R	SLS-B	3	55.887	2.074	81.608	56.158
5	56	Adam KINDNESS	Subaru Impreza STi Type R	SLS-B	3	55.993	2.180	81.454	57.445
6	29	Archie BAIN	Subaru Impreza Type RA	SLS-A	8	56.523	2.710	80.690	57.194
7	65	Sam ELASSAR	McLaren 650LT	SLS-A	8	56.704	2.891	80.432	57.708
8	37	Steven HUNTER	Mitsubishi Evo 7	SLS-P	8	57.989	4.176	78.650	59.714
9	99	Andy GORDON	Lotus 211	SLS-B	9	58.235	4.422	78.318	58.433
10	32	John STEVENSON	Subaru Impreza	SLS-A	2	59.130	5.317	77.132	
11	2	Steven DARLEY	Subaru Legacy GL	SLS-P	2	1:01.098	7.285	74.648	

Clerk of the Course. Orbits

Sig : Time :
 Chief Timekeeper : Ian Sharp (SMART Timing)
 Results available at www.mylaps.com and www.smart-timing.co.uk
 Printed: 01/08/2016 18:21:39



Super Lap Scotland - Round 5

Super Lap Scotland

Knockhill 1.267 miles

Warm Up - Group 4

31/07/2016 09:45

Practice (12:00 Time) started at 9:29:41

Lap	Time of Day	Lap Tm	S1	S2	S3	S3Spd	SFSpd
(88) Andrew BARBOUR							
1	9:31:37.272			36.528	24.180	44.619	76.519
2	9:32:39.111	1:01.839	22.373	22.514	16.952	121.133	117.321
3	9:44:24.948	10:07.846		26.953	21.863	80.176	73.022
4	9:45:33.334	1:08.386		27.414	17.605	94.518	117.733
5	9:46:28.055	54.721	18.331	20.530	15.860	126.380	117.940
6	9:47:21.868	53.813	18.007	20.168	15.638	126.380	117.733
7	9:48:51.023	1:29.155	23.258	36.058	29.839	52.966	28.399

(79) Eric HOLMES							
1	9:31:06.650			30.625	21.684	64.279	110.556
2	9:32:12.359	1:05.709	20.063	26.650	18.996	77.671	116.506
3	9:33:08.943	56.584	18.978	21.272	16.334	122.683	116.103
4	9:44:35.204	9:47.683		25.458	18.999	89.477	108.941
5	9:45:37.205	1:02.001		23.166	19.533	99.125	118.565
6	9:46:33.338	56.133	18.463	21.360	16.310	124.504	115.504
7	9:47:28.109	54.771	18.097	20.673	16.001	125.670	115.107
8	9:48:50.693	1:22.584	22.028	34.668	25.888	60.349	61.965
9	9:50:21.638	1:30.945	25.851	35.641	29.453	55.923	36.913

(7) David LONG							
1	9:31:08.411			29.302	20.612	78.305	104.043
2	9:32:08.602	1:00.191	19.676	23.301	17.214	100.914	111.105
3	9:33:03.783	55.181	18.178	21.239	15.764	115.504	110.922

(55) Fiona KINDNESS							
1	9:31:03.047			30.279	20.754	50.268	109.118
2	9:31:59.205	56.158	18.761	20.993	16.404	115.107	107.372
3	9:32:55.092	55.887	18.884	20.643	16.360	113.357	106.859

(56) Adam KINDNESS							
1	9:31:04.970			32.638	22.167	71.850	98.833
2	9:32:02.415	57.445	19.102	21.406	16.937	111.660	98.979
3	9:32:58.408	55.993	18.481	21.014	16.498	116.506	104.204

(29) Archie BAIN							
1	9:31:22.730			31.851	19.943	78.123	96.005
2	9:32:31.831	1:09.101	23.139	28.126	17.836	102.142	105.184
3	9:44:14.054	10:07.442		27.790	18.687	84.306	106.689
4	9:45:17.588	1:03.534		25.505	17.733	80.272	108.238
5	9:46:14.782	57.194	18.860	22.374	15.960	119.409	109.832
6	9:47:11.305	56.523	18.602	22.007	15.914	122.459	117.116
7	9:48:31.807	1:20.502	28.765	33.332	18.405	88.183	107.201
8	9:49:29.985	58.178	19.232	22.329	16.617	114.518	101.218

(65) Sam ELASSAR							
1	9:31:16.001			29.416	18.979	93.988	116.709
2	9:32:18.152	1:02.151	20.659	24.964	16.528	124.044	118.356
3	9:45:20.136	11:25.340		27.362	17.737	98.688	118.356
4	9:46:17.844	57.708		22.309	16.022	124.504	118.147
5	9:47:14.548	56.704	18.873	21.763	16.068	127.581	117.116
6	9:48:15.394	1:00.846	20.988	23.093	16.765	124.273	116.709
7	9:49:13.211	57.817	18.839	22.939	16.039	124.504	118.147
8	9:50:11.137	57.926	18.461	22.550	16.915	105.349	112.597

(37) Steven HUNTER							
1	9:31:18.685			30.537	25.303	59.864	64.279
2	9:32:41.282	1:22.597	25.292	29.714	27.591	59.440	32.848
3	9:44:04.625	11:23.343	10:37.22	26.791	19.326	103.402	100.460
4	9:45:04.339	59.714	19.555	23.058	17.101	104.856	107.030
5	9:46:14.501	1:10.162	19.903	25.252	25.007	70.863	38.723
6	9:48:01.713	1:47.212	1:07.534	22.608	17.070	113.742	108.941
7	9:48:59.702	57.989	19.210	22.120	16.659	117.321	110.374
8	9:50:21.127	1:21.425	21.571	33.171	26.683	59.022	67.175

(99) Andy GORDON							
1	9:31:25.359			31.534	21.696	84.200	97.117
2	9:32:28.543	1:03.184	21.137	24.333	17.714	107.717	99.566
3	9:44:12.685	10:15.751		25.238	18.518	103.242	98.688
4	9:45:13.232	1:00.547		22.559	17.385	108.413	99.272
5	9:46:11.467	58.235	18.906	21.969	17.360	108.064	99.419
6	9:47:10.172	58.705	19.162	22.396	17.147	108.238	99.125
7	9:48:17.949	1:07.777	26.617	23.707	17.453	108.238	98.979

Clerk of the Course.

Sig : Time :
 Chief Timekeeper : Ian Sharp (SMART Timing)

Results available at www.mylaps.com and www.smart-timing.co.uk

Printed: 01/08/2016 18:22:30

Orbits



Super Lap Scotland - Round 5

Sorted on best lap time

Super Lap Scotland

Knockhill 1.267 miles

Warm Up - Overall

31/07/2016 09:00

Practice (12:00 Time) started at 8:45:37

Pos	No.	Name	Make/Model	Class Code	Laps	Best Tm	Diff	Best Speed	2nd Best
1	88	Andrew BARBOUR	Subaru Legacy GL	SLS-P	7	53.813		84.753	54.721
2	79	Eric HOLMES	Mitsubishi Evo	SLS-P	8	54.771	0.958	83.271	56.133
3	7	David LONG	Caterham R400	SLS-B	3	55.181	1.368	82.652	1:00.191
4	55	Fiona KINDNESS	Subaru Impreza STi Type R	SLS-B	3	55.887	2.074	81.608	56.158
5	56	Adam KINDNESS	Subaru Impreza STi Type R	SLS-B	3	55.993	2.180	81.454	57.445
6	29	Archie BAIN	Subaru Impreza Type RA	SLS-A	8	56.523	2.710	80.690	57.194
7	46	George RIGBY	Subaru Impreza Spec-C	SLS-C	10	56.676	2.863	80.472	56.898
8	65	Sam ELASSAR	McLaren 650S	SLS-A	8	56.704	2.891	80.432	57.708
9	131	Keith COWIE	Seat Leon Supercopa	SLS-D	5	56.812	2.999	80.280	57.559
10	44	Steven JEFFERIES	Mitsubishi Evo VI	SLS-D	8	57.848	4.035	78.842	58.247
11	37	Steven HUNTER	Mitsubishi Evo 7	SLS-P	8	57.989	4.176	78.650	59.714
12	99	Andy GORDON	Lotus 211	SLS-B	9	58.235	4.422	78.318	58.433
13	63	Martyn HENRY	Vauxhall Astra VXR	SLS-C	8	58.713	4.900	77.680	58.821
14	76	Robbie WYPER	Mitsubishi Evo 8	SLS-C	10	59.006	5.193	77.295	1:00.040
15	32	John STEVENSON	Subaru Impreza	SLS-A	2	59.130	5.317	77.132	
16	3	Fred WALTON	Subaru Prodrive Impreza	SLS-D	5	1:00.217	6.404	75.740	1:12.259
17	5	Paul TOMLINSON	Subaru Impreza	SLS-D	12	1:00.320	6.507	75.611	1:00.459
18	103	Stuart ROBERTSON	Renault Clio	SLS-D	10	1:00.439	6.626	75.462	1:00.694
19	83	Fraser JAMIESON	Renault Clio 172 Ph1	SLS-E	11	1:00.813	7.000	74.998	1:01.355
20	2	Steven DARLEY	Subaru Legacy GL	SLS-P	2	1:01.098	7.285	74.648	
21	66	Marten BONNER	Fiat Abarth 500	SLS-D	11	1:01.100	7.287	74.645	1:02.364
22	67	Marshall WISHART	Mazda RX8	SLS-F	12	1:01.157	7.344	74.576	1:01.721
23	48	Robert JOBSON	Audi A3 3.2	SLS-F	9	1:01.688	7.875	73.934	1:03.382
24	26	Kevin KENSETT	Peugeot 106	SLS-E	9	1:01.714	7.901	73.903	1:01.724
25	64	Andrew CAMERON	Porsche 911 Carrera	SLS-E	8	1:01.733	7.920	73.880	1:02.642
26	81	Ian PITMAN	Subaru Impreza	SLS-F	6	1:01.775	7.962	73.830	1:02.459
27	21	Scott ROBSON	Lotus Elise	SLS-F	9	1:01.795	7.982	73.806	1:01.998
28	43	Stuart BUCHAN	Renault Clio 172 Cup	SLS-E	9	1:01.825	8.012	73.770	1:02.075
29	93	Allister PHILLIPS	Honda Prelude Si VTEC	SLS-F	11	1:01.861	8.048	73.727	1:02.796
30	13	Lewis SKENE	Renault Megane RS	SLS-E	12	1:01.983	8.170	73.582	1:02.078
31	49	Alan TAIT	Subaru Impreza	SLS-D	10	1:02.030	8.217	73.526	1:05.041
32	27	Paul WILSON	Renault Clio Cup	SLS-F	7	1:02.096	8.283	73.448	1:02.549
33	89	Steven EYRE	Subaru Impreza STi	SLS-C	11	1:02.259	8.446	73.256	1:02.397
34	54	Steven McNAB	Renault Clio	SLS-F	10	1:02.276	8.463	73.236	1:02.486
35	16	Martin KELMAN	Renault Clio 172 Cup	SLS-E	10	1:02.429	8.616	73.056	1:03.055
36	38	Chris HISLOP	Renault Clio 197	SLS-F	11	1:03.124	9.311	72.252	1:03.213
37	41	Neil METHVEN	Renault Clio 182	SLS-F	9	1:03.302	9.489	72.049	1:03.639
38	40	Scott WALKER	Subaru Impreza	SLS-C	12	1:03.615	9.802	71.694	1:04.264
39	50	Gavin EDGAR	Renault Clio Williams	SLS-F	9	1:03.680	9.867	71.621	1:04.510
40	42	Alex MILNE	Audi TTRS Plus	SLS-D	9	1:04.383	10.570	70.839	1:04.413
41	87	Andy TAYLOR	Volkswagon Golf Cup	SLS-E	10	1:04.612	10.799	70.588	1:04.854
42	358	Stavros COSTA	Peugeot GTi	SLS-E	10	1:04.783	10.970	70.402	1:05.586
43	53	Jamie GOUDIE	Mazda MX5	SLS-F	9	1:05.183	11.370	69.970	1:05.345

Clerk of the Course.

Orbits

Sig : Time :
 Chief Timekeeper : Ian Sharp (SMART Timing)

Results available at www.mylaps.com and www.smart-timing.co.uk





Super Lap Scotland - Round 5

Sorted on best lap time

Super Lap Scotland Knockhill 1.267 miles

Warm Up - Overall 31/07/2016 09:00

Practice (12:00 Time) started at 8:45:37

Pos	No.	Name	Make/Model	Class Code	Laps	Best Tm	Diff	Best Speed	2nd Best
44	59	Simon McWILLIAM	Renault Clio 172 Cup	SLS-F	6	1:05.527	11.714	69.602	1:06.389
45	116	Craig DILLON	Renault Clio	SLS-E	5	1:05.586	11.773	69.540	1:07.272
46	132	Suzanne BUIST	Mini Cooper S	SLS-F	6	1:10.353	16.540	64.828	1:12.760
47	39	Martin PALMER	MGF Trophy 160	SLS-F	10	1:17.556	23.743	58.807	1:17.781
48	45	Euan BEGBIE	Volkswagon Golf	SLS-D	4	1:17.889	24.076	58.556	1:38.803

Clerk of the Course. Orbits

Sig : Time :
 Chief Timekeeper : Ian Sharp (SMART Timing)
 Results available at www.mylaps.com and www.smart-timing.co.uk



Super Lap Scotland - Round 5

Sorted on best lap time

MG Trophy

Knockhill 1.267 miles

Qualifying

31/07/2016 10:00

Qualifying (15:00 Time) started at 9:54:40

Pos	No.	Name	Make/Model	CC	Class Code	Laps	Best Tm	Diff	Best Speed	2nd Best
1	87	Colin ROBERTSON	MG ZR 190	1800	A	14	59.293		76.920	59.457
2	92	Graham ROSS	MG ZR 190	1800	A	14	59.433	0.140	76.739	59.614
3	16	Jason BURGESS	MG ZR 190	1800	A	14	59.847	0.554	76.208	1:00.687
4	99	Doug COLE	MG ZR 190	1800	A	15	1:01.042	1.749	74.716	1:01.128
5	15	Rob PERKINS	MG ZR 190	1800	A	14	1:01.218	1.925	74.502	1:01.247
6	69	Paul LUTI	MG ZR 170	1800	B	13	1:01.363	2.070	74.326	1:01.577
7	68	Lee SULLIVAN	MG ZR 170	1800	B	13	1:01.940	2.647	73.633	1:01.997
8	131	Fergus CAMPBELL	MG ZR 170	1800	B	14	1:02.017	2.724	73.542	1:02.128
9	19	Richard MARSH	MG ZR 170	1800	B	14	1:02.320	3.027	73.184	1:02.597
10	88	James COLE	MG ZR 170	1800	B	14	1:02.699	3.406	72.742	1:02.740
11	33	Patrick BOOTH	MG ZR 170	1800	B	14	1:02.815	3.522	72.607	1:03.005
12	57	Will PAYNE	MG ZR 160	1800	C	13	1:03.219	3.926	72.144	1:03.534
13	37	Mike HARRIS	MG ZR 170	1800	B	13	1:03.307	4.014	72.043	1:03.535
14	74	Ian BOULTON	MG ZR 170	1800	B	13	1:03.895	4.602	71.380	1:04.179
15	77	Robin WALKER	MG ZR 190	1800	A	11	1:04.762	5.469	70.425	1:04.811
16	47	Alex FLOWER	MG ZR 170	1800	B	13	1:05.687	6.394	69.433	1:06.122
17	21	Dave HEASMAN	MG ZR 160	1800	C	13	1:05.884	6.591	69.225	1:06.152
18	1	John GIL	MG ZR 160	1800	C	13	1:05.954	6.661	69.152	1:06.110
19	12	Martin WEBBER	MG ZR 160	1800	C	12	1:07.546	8.253	67.522	1:08.208
20	27	Tim MARTIN	MG ZR 160	1800	C	13	1:08.035	8.742	67.037	1:08.126

Clerk of the Course.

Orbits

Sig : Time :
 Chief Timekeeper : Ian Sharp (SMART Timing)

Results available at www.mylaps.com and www.smart-timing.co.uk

Printed: 01/08/2016 19:13:29





Super Lap Scotland - Round 5

MG Trophy Knockhill 1.267 miles

Qualifying 31/07/2016 10:00

Qualifying (15:00 Time) started at 9:54:40

Lap	Time of Day	Lap Tm	S1	S2	S3	S3Spd	SFSpd	Lap	Time of Day	Lap Tm	S1	S2	S3	S3Spd	SFSpd
3	9:58:43.680	1:10.243	22.883	26.974	20.386	84.200	77.581								
4	9:59:53.302	1:09.622	22.105	26.953	20.564	82.645	76.694								
5	10:01:06.655	1:13.353	25.579	27.376	20.398	84.200	76.694								
6	10:02:15.825	1:09.170	21.899	26.820	20.451	84.625	77.941								
7	10:03:26.127	1:10.302	22.687	26.998	20.617	84.732	77.402								
8	10:04:35.325	1:09.198	22.217	26.474	20.507	85.706	76.172								
9	10:05:44.402	1:09.077	22.060	26.438	20.579	86.814	77.761								
10	10:06:54.554	1:10.152	22.467	27.633	20.052	85.487	78.123								
11	10:08:02.589	1:08.035	21.621	26.385	20.029	86.257	78.305								
12	10:09:10.715	1:08.126	21.787	26.425	19.914	86.146	78.397								
13	10:10:19.034	1:08.319	21.718	26.442	20.159	86.146	77.491								

Clerk of the Course. Orbits

Sig : Time :
 Chief Timekeeper : Ian Sharp (SMART Timing)
 Results available at www.mylaps.com and www.smart-timing.co.uk






Super Lap Scotland - Round 5

MG Trophy Knockhill 1.267 miles

Stewart Robertson Memorial Trophy - Race 1 31/07/2016 12:05

Race (20 Laps) started at 12:13:29



POLE POSITION

2
92 Graham ROSS 59.433
4
99 Doug COLE 1:01.042
6
69 Paul LUTI 1:01.363
8
131 Fergus CAMPBELL 1:02.017
10
88 James COLE 1:02.699
12
57 Will PAYNE 1:03.219
14
74 Ian BOULTON 1:03.895
16
47 Alex FLOWER 1:05.687
18
1 John GIL 1:05.954
20
27 Tim MARTIN 1:08.035

1
87 Colin ROBERTSON 59.293
3
16 Jason BURGESS 59.847
5
15 Rob PERKINS 1:01.218
7
68 Lee SULLIVAN 1:01.940
9
19 Richard MARSH 1:02.320
11
33 Patrick BOOTH 1:02.815
13
37 Mike HARRIS 1:03.307
15
77 Robin WALKER 1:04.762
17
21 Dave HEASMAN 1:05.884
19
12 Martin WEBBER 1:07.546

1

2

3

4

5

6

7

8

9

10

Clerk of the Course. Orbits

Sig : Time :

Chief Timekeeper : Ian Sharp (SMART Timing)

Results available at www.mylaps.com and www.smart-timing.co.uk

Printed: 01/08/2016 19:18:17






Super Lap Scotland - Round 5

MG Trophy Knockhill 1.267 miles

Stewart Robertson Memorial Trophy - Race 2 31/07/2016 15:25

Race (20 Laps) started at 15:03:00



POLE POSITION

2
92 Graham ROSS 59.614
4
99 Doug COLE 1:01.128
6
69 Paul LUTI 1:01.577
8
131 Fergus CAMPBELL 1:02.128
10
88 James COLE 1:02.740
12
57 Will PAYNE 1:03.534
14
74 Ian BOULTON 1:04.179
16
1 John GIL 1:06.110
18
21 Dave HEASMAN 1:06.152
20
12 Martin WEBBER 1:08.208

1
87 Colin ROBERTSON 59.457
3
16 Jason BURGESS 1:00.687
5
15 Rob PERKINS 1:01.247
7
68 Lee SULLIVAN 1:01.997
9
19 Richard MARSH 1:02.597
11
33 Patrick BOOTH 1:03.005
13
37 Mike HARRIS 1:03.535
15
77 Robin WALKER 1:04.811
17
47 Alex FLOWER 1:06.122
19
27 Tim MARTIN 1:08.126

1
2
3
4
5
6
7
8
9
10

Clerk of the Course. Orbits

Sig : Time :

Chief Timekeeper : Ian Sharp (SMART Timing)

Results available at www.mylaps.com and www.smart-timing.co.uk



Super Lap Scotland - Round 5
Sorted on best lap time

Super Lap Scotland

Knockhill 1.267 miles

Practice - Group 1

31/07/2016 11:05

Practice (12:00 Time) started at 10:45:14

Pos	No.	Name	Make/Model	Class Code	Laps	Best Tm	Diff	Best Speed	2nd Best
1	67	Marshall WISHART	Mazda RX8	SLS-F	11	1:01.005		74.762	1:01.677
2	21	Scott ROBSON	Lotus Elise	SLS-F	10	1:01.086	0.081	74.663	1:01.459
3	27	Paul WILSON	Renault Clio Cup	SLS-F	10	1:01.404	0.399	74.276	1:01.499
4	93	Allister PHILLIPS	Honda Prelude Si VTEC	SLS-F	8	1:01.663	0.658	73.964	1:02.183
5	81	Ian PITMAN	Subaru Impreza	SLS-F	7	1:01.800	0.795	73.800	1:02.167
6	48	Robert JOBSON	Audi A3 3.2	SLS-F	6	1:02.259	1.254	73.256	1:03.089
7	87	Andy TAYLOR	Volkswagon Golf Cup	SLS-E	9	1:02.980	1.975	72.417	1:03.076
8	41	Neil METHVEN	Renault Clio 182	SLS-F	8	1:03.090	2.085	72.291	1:03.245
9	38	Chris HISLOP	Renault Clio 197	SLS-F	9	1:03.319	2.314	72.030	1:03.410
10	50	Gavin EDGAR	Renault Clio Williams	SLS-F	9	1:03.943	2.938	71.327	1:03.964
11	53	Jamie GOUDIE	Mazda MX5	SLS-F	10	1:04.472	3.467	70.741	1:04.517
12	59	Simon McWILLIAM	Renault Clio 172 Cup	SLS-F	6	1:05.810	4.805	69.303	1:06.760
13	132	Suzanne BUIST	Mini Cooper S	SLS-F	7	1:07.255	6.250	67.814	1:07.417
14	39	Martin PALMER	MGF Trophy 160	SLS-F	8	1:18.554	17.549	58.060	1:19.245
15	54	Steven McNAB	Renault Clio	SLS-F	1			-	

Clerk of the Course.

Orbits

Sig : Time :

Chief Timekeeper : Ian Sharp (SMART Timing)

 Results available at www.mylaps.com and www.smart-timing.co.uk

Printed: 01/08/2016 18:23:24



Super Lap Scotland - Round 5

Super Lap Scotland

Knockhill 1.267 miles

Practice - Group 1

31/07/2016 11:05

Practice (12:00 Time) started at 10:45:14

Lap	Time of Day	Lap Tm	S1	S2	S3	S3Spd	SFSpd	Lap	Time of Day	Lap Tm	S1	S2	S3	S3Spd	SFSpd
(67) Marshall WISHART								(41) Neil METHVEN							
1	10:46:42.695				22.595	51.621	82.039	1	10:47:03.492			33.052	22.053	59.864	82.951
2	10:51:45.311	3:41.561		27.495	22.264	80.561	80.853	2	10:52:15.095	3:26.856		29.346	19.545	85.925	83.885
3	10:52:50.644	1:05.333		24.570	19.471	92.054	81.441	3	10:53:18.367	1:03.272		23.840	19.064	93.988	83.157
4	10:53:54.050	1:03.406	20.293	23.541	19.572	93.465	83.989	4	10:54:21.612	1:03.245	20.436	23.718	19.091	94.120	83.780
5	10:54:55.966	1:01.916	19.693	23.415	18.808	92.690	84.412	5	10:55:53.680	1:32.068	24.999	38.124	28.945	50.571	29.279
6	10:55:58.167	1:02.201	19.875	23.568	18.758	92.947	81.540	6	10:58:31.629	2:37.949	1:52.626	24.120	21.203	92.435	83.260
7	10:57:00.327	1:02.160	20.231	23.021	18.908	93.335	82.341	7	10:59:34.719	1:03.090	20.472	23.790	18.828	94.120	83.467
8	10:58:02.004	1:01.677	19.804	23.092	18.781	94.919	84.412	8	11:00:38.031	1:03.312	20.339	23.962	19.011	93.076	82.039
9	10:59:05.587	1:03.583	19.672	25.065	18.846	94.785	84.518	(38) Chris HISLOP							
10	11:00:06.592	1:01.005	19.471	22.961	18.573	93.988	84.200	1	10:47:17.820			36.423	20.968	72.627	65.792
11	11:01:08.898	1:02.306	20.176	23.285	18.845	92.947	81.938	2	10:52:22.341	3:07.125	4:15.903	26.784	21.834	72.314	83.675
(21) Scott ROBSON								3	10:53:29.057	1:06.716	22.238	25.456	19.022	90.442	83.989
1	10:46:36.893				22.269	57.603	85.487	4	10:54:37.267	1:08.210	22.485	26.588	19.137	89.596	84.095
2	10:51:39.743	3:46.500		28.760	20.919	68.828	85.487	5	10:55:56.474	1:19.207	25.612	30.724	22.871	67.513	59.282
3	10:52:41.513	1:01.770		23.137	18.511	93.726	85.596	6	10:57:07.428	1:10.954	25.621	26.505	18.828	90.442	83.260
4	10:53:45.185	1:03.672		23.358	18.567	92.947	86.035	7	10:58:10.908	1:03.480	20.484	24.106	18.890	90.442	83.885
5	10:54:46.644	1:01.459		23.117	18.502	94.385	86.814	8	10:59:14.227	1:03.319	20.448	23.938	18.933	91.303	84.095
6	10:55:49.300	1:02.656	19.708	23.424	19.390	91.179	85.925	9	11:00:17.637	1:03.410	20.152	24.328	18.930	90.442	83.675
7	10:56:52.397	1:03.097	19.966	24.328	18.811	93.726	86.479	(50) Gavin EDGAR							
8	10:57:54.157	1:01.760	19.896	23.184	18.799	95.053	85.815	1	10:46:33.876			36.177	24.310	48.383	83.571
9	10:58:55.243	1:01.086	19.830	23.051	18.618	94.651	85.815	2	10:51:35.553	3:48.944		29.070	21.765	63.912	84.200
10	11:00:27.741	1:32.498	22.348	38.936	31.214	35.620	74.813	3	10:52:39.496	1:03.943		24.127	19.216	92.054	85.487
(27) Paul WILSON								4	10:53:47.408	1:07.912	20.722	26.022	21.168	81.146	84.839
1	10:46:39.650			36.845	22.910	57.603	84.946	5	10:54:51.399	1:03.991	20.657	24.202	19.132	91.802	85.054
2	10:51:42.260	3:45.501		28.760	21.862	68.828	84.732	6	10:55:55.363	1:03.964	20.610	24.017	19.337	91.928	84.839
3	10:52:43.904	1:01.644		23.137	18.655	93.726	85.596	7	10:57:16.627	1:21.264	23.904	32.779	24.581	78.397	36.954
4	10:53:46.145	1:02.241	19.701	23.358	19.182	92.947	85.925	8	10:59:20.147	2:03.520	1:18.254	25.668	19.598	90.932	84.200
5	10:54:47.549	1:01.404	19.785	23.117	18.502	94.385	86.814	9	11:00:24.744	1:04.597	20.609	24.539	19.449	91.802	83.363
6	10:55:50.071	1:02.522	19.708	23.424	19.390	91.179	85.925	(53) Jamie GOUDIE							
7	10:56:53.176	1:03.105	19.966	24.328	18.811	93.726	86.479	1	10:46:44.295			35.702	22.766	54.338	78.032
8	10:57:55.055	1:01.879	19.896	23.184	18.799	95.053	85.815	2	10:51:46.231	3:40.151		27.799	22.130	81.244	78.305
9	10:58:56.554	1:01.499	19.830	23.051	18.618	94.651	85.815	3	10:52:51.907	1:05.676		24.575	19.666	86.146	78.305
10	11:00:07.698	1:11.144	21.846	26.960	22.338	88.884	36.751	4	10:53:57.052	1:05.145	21.137	24.301	19.707	86.035	78.488
(93) Allister PHILLIPS								5	10:55:05.528	1:08.476	23.904	24.891	19.681	85.706	79.323
1	10:46:50.575			36.879	26.013	43.833	83.885	6	10:56:10.045	1:04.517	20.978	24.259	19.280	86.257	79.043
2	10:54:31.504	6:07.861		27.512	19.610	91.928	83.675	7	10:57:14.797	1:04.752	20.969	24.020	19.763	86.702	78.857
3	10:55:33.687	1:02.183		23.330	18.514	94.651	83.467	8	10:58:19.269	1:04.472	20.772	24.236	19.464	85.379	78.857
4	10:56:42.420	1:08.733	20.198	27.068	21.467	78.488	77.135	9	10:59:23.830	1:04.561	20.889	23.955	19.717	86.368	79.136
5	10:58:00.098	1:17.678	25.993	32.508	19.177	92.181	84.306	10	11:00:32.430	1:08.600	22.027	24.330	22.243	85.706	37.407
6	10:59:08.611	1:08.513	21.044	27.470	19.999	87.153	84.200	(59) Simon McWILLIAM							
7	11:00:10.274	1:01.663	19.887	23.238	18.538	94.252	83.675	1	10:47:09.039			31.864	22.821	76.607	74.981
8	11:01:20.180	1:09.906	22.620	26.094	21.192	90.198	69.542	2	10:52:21.679	3:12.482	4:20.655	30.137	21.848	74.152	82.039
(81) Ian PITMAN								3	10:53:28.439	1:06.760	22.107	25.380	19.273	91.677	83.363
1	10:47:24.521			44.598	24.590	38.086	70.640	4	10:54:36.380	1:07.941	22.513	26.143	19.285	91.928	83.467
2	10:52:28.558	3:07.346	4:10.873	29.301	23.863	91.055	85.925	5	10:55:42.190	1:05.810	21.801	24.983	19.026	91.677	82.849
3	10:53:30.358	1:01.800	20.264	23.111	18.425	93.076	87.266	6	10:57:20.759	1:38.569	24.554	34.102	39.913	46.409	29.279
4	10:55:07.310	1:36.952	24.658	47.670	24.624	79.136	86.590	(132) Suzanne BUIST							
5	10:56:30.274	1:22.964	28.451	30.744	23.769	48.106	85.054	1	10:47:06.822			30.914	23.277	78.305	82.139
6	10:57:32.441	1:02.167	20.181	23.181	18.805	91.552	85.054	2	10:52:19.269	3:27.898		30.345	21.514	76.172	84.412
7	10:58:51.581	1:19.140	22.645	29.753	26.742	68.687	36.099	3	10:53:26.686	1:07.417		25.693	19.626	90.809	86.035
(48) Robert JOBSON								4	10:54:48.054	1:21.368	23.345	31.242	26.781	78.123	34.699
1	10:46:56.674			37.421	29.363	46.830	47.662	5	10:57:44.734	2:56.680	2:08.399	27.128	21.153	87.837	83.467
2	10:51:47.561	3:06.352		26.554	22.093	81.244	78.214	6	10:58:51.989	1:07.255	22.105	25.523	19.627	91.552	84.732
3	10:53:04.784	1:17.223		29.883	25.528	43.919	84.946	7	11:00:18.881	1:26.892	24.453	34.613	27.826	48.699	31.054
4	10:54:07.043	1:02.259	20.056	23.481	18.722	93.335	83.260	(39) Martin PALMER							
5	10:55:10.132	1:03.089	19.830	24.271	18.988	91.303	84.625	1	10:47:12.423			29.294	21.641	79.795	74.070
6	10:56:26.170	1:16.038	20.668	31.115	24.255	71.696	31.789	2	10:52:32.466	3:19.825	4:24.773	30.193	25.077	79.043	74.152
(87) Andy TAYLOR								3	10:53:51.904	1:19.438	24.682	29.517	25.239	72.470	70.938
1	10:46:39.011			36.912	23.579	57.504	85.379	4	10:55:16.174	1:24.270	29.479	32.218	22.573	74.070	72.706
2	10:51:43.538	3:42.101		29.065	21.755	72.314	86.368	5	10:56:35.419	1:19.245	26.119	30.931	22.195	78.488	72.004
3	10:52:47.621	1:04.083		24.158	18.894	94.518	87.608	6	10:57:53.973	1:18.554	26.181	30.653	21.720	79.606	74.070
4	10:53:50.601	1:02.980	20.393	23.592	18.995	94.785	86.927	7	10:59:17.918	1:23.945	27.545	32.501	23.899	71.543	72.470
5	10:54:54.345	1:03.744	20.852	23.917	18.975	94.385	87.266	8	11:00:40.693	1:22.775	28.165	30.852	23.758	78.857	67.445
6	10:55:59.585	1:05.240	20.626	25.783	18.831	93.076	87.722	(54) Steven McNAB							
7	10:57:03.279	1:03.694	20.722	24.094	18.878	96.976	87.494								
8	10:58:06.355	1:03.076	20.499	23.669	18.908	97.682	87.040								

Clerk of the Course.

Orbits

Sig : _____ Time : _____
Chief Timekeeper : Ian Sharp (SMART Timing)
Results available at www.mylaps.com and www.smart-timing.co.uk





Super Lap Scotland - Round 5

Super Lap Scotland Knockhill 1.267 miles

Practice - Group 1 31/07/2016 11:05

Practice (12:00 Time) started at 10:45:14

Lap	Time of Day	Lap Tm	S1	S2	S3	S3Spd	SFSpd	Lap	Time of Day	Lap Tm	S1	S2	S3	S3Spd	SFSpd
1	10:47:00.478			38.010	25.349	59.178	47.968								

Clerk of the Course. Orbits

Sig : Time :
 Chief Timekeeper : Ian Sharp (SMART Timing)
 Results available at www.mylaps.com and www.smart-timing.co.uk
 Printed: 01/08/2016 18:24:15



Super Lap Scotland - Round 5

Sorted on best lap time

Super Lap Scotland

Knockhill 1.267 miles

Practice - Group 2

31/07/2016 11:20

Practice (12:00 Time) started at 11:03:19

Pos	No.	Name	Make/Model	Class Code	Laps	Best Tm	Diff	Best Speed	2nd Best
1	44	Steven JEFFERIES	Mitsubishi Evo VI	SLS-D	9	58.480		77.990	58.523
2	25	Alastair MOWAT	BMW E46 M3	SLS-E	10	58.643	0.163	77.773	58.668
3	15	Matt COLLINS	Porsche Cayman	SLS-E	10	1:00.165	1.685	75.806	1:00.379
4	3	Fred WALTON	Subaru Prodrive Impreza	SLS-D	8	1:00.409	1.929	75.499	1:05.565
5	49	Alan TAIT	Subaru Impreza	SLS-D	8	1:00.712	2.232	75.123	1:01.251
6	66	Marten BONNER	Fiat Abarth 500	SLS-D	10	1:01.374	2.894	74.312	1:01.703
7	83	Fraser JAMIESON	Renault Clio 172 Ph1	SLS-E	9	1:01.428	2.948	74.247	1:01.697
8	26	Kevin KENSETT	Peugeot 106	SLS-E	8	1:01.685	3.205	73.938	1:01.932
9	43	Stuart BUCHAN	Renault Clio 172 Cup	SLS-E	9	1:02.216	3.736	73.307	1:02.304
10	16	Martin KELMAN	Renault Clio 172 Cup	SLS-E	8	1:02.739	4.259	72.695	1:02.981
11	64	Andrew CAMERON	Porsche 911 Carrera	SLS-E	4	1:03.702	5.222	71.596	1:07.092
12	42	Alex MILNE	Audi TTRS Plus	SLS-D	9	1:04.771	6.291	70.415	1:06.702
13	358	Stavros COSTA	Peugeot 205 GTi	SLS-E	10	1:04.971	6.491	70.198	1:05.030
14	187	Nick COOK	Volkswagon Golf Cup	SLS-E	9	1:05.237	6.757	69.912	1:06.822
15	13	Lewis SKENE	Renault Megane RS	SLS-E				-	
16	45	Euan BEGBIE	Volkswagon Golf	SLS-D				-	

Clerk of the Course.

Orbits

Sig : Time :
 Chief Timekeeper : Ian Sharp (SMART Timing)

Results available at www.mylaps.com and www.smart-timing.co.uk

Printed: 01/08/2016 18:25:47





Super Lap Scotland - Round 5

Super Lap Scotland

Knockhill 1.267 miles

Practice - Group 2

31/07/2016 11:20

Practice (12:00 Time) started at 11:03:19

Lap	Time of Day	Lap Tm	S1	S2	S3	S3Spd	SFSpd
(44) Steven JEFFERIES							
1	11:20:40.142			27.395	20.388	77.581	98.688
2	11:21:46.012	1:05.870	20.718	25.978	19.174	94.385	101.524
3	11:22:44.535	58.523	18.648	22.649	17.226	111.105	100.611
4	11:23:43.015	58.480	18.710	22.463	17.307	109.653	100.011
5	11:24:42.353	59.338	18.780	22.976	17.582	106.183	99.714
6	11:25:40.883	58.530	18.770	22.310	17.450	109.653	100.762
7	11:26:39.919	59.036	19.414	22.508	17.114	111.105	100.611
8	11:27:47.224	1:07.305	18.964	26.224	22.117	95.731	36.452
9	11:30:25.190	2:37.966	1:49.537	26.308	22.121	88.416	37.407

Lap	Time of Day	Lap Tm	S1	S2	S3	S3Spd	SFSpd
(25) Alastair MOWAT							
1	11:21:15.268			34.127	19.117	71.620	87.722
2	11:22:26.424	1:11.156	19.666	23.277	28.213	61.965	91.303
3	11:23:25.403	58.979	18.800	22.537	17.642	103.882	91.303
4	11:24:24.610	59.207	19.008	22.326	17.873	104.204	91.427
5	11:25:23.278	58.668	18.756	22.354	17.558	103.402	92.308
6	11:26:23.728	1:00.450	19.558	23.342	17.550	101.524	92.435
7	11:27:28.313	1:04.585	18.969	26.378	19.238	85.054	92.181
8	11:28:26.956	58.643	18.766	22.416	17.461	104.204	92.054
9	11:29:26.204	59.248	18.875	22.821	17.552	101.371	92.054
10	11:30:24.943	58.739	18.873	22.395	17.471	103.882	91.928

Lap	Time of Day	Lap Tm	S1	S2	S3	S3Spd	SFSpd
(15) Matt COLLINS							
1	11:21:00.340			32.911	19.425	81.739	93.076
2	11:22:01.765	1:01.425	19.854	22.908	18.663	102.768	93.988
3	11:23:03.179	1:01.414	20.425	23.013	17.976	101.987	93.726
4	11:24:10.581	1:07.402	19.385	26.704	21.313	72.470	91.427
5	11:25:11.754	1:01.173	19.903	23.202	18.068	101.987	93.205
6	11:26:12.133	1:00.379	19.473	23.011	17.895	102.611	94.252
7	11:27:12.298	1:00.165	19.491	22.809	17.865	102.926	93.595
8	11:28:13.223	1:00.925	19.467	22.969	18.489	103.561	92.181
9	11:29:14.138	1:00.915	19.727	23.327	17.861	102.298	93.857
10	11:30:15.257	1:01.119	19.621	22.882	18.616	103.721	92.690

Lap	Time of Day	Lap Tm	S1	S2	S3	S3Spd	SFSpd
(3) Fred WALTON							
1	11:21:15.333			32.283	23.813	67.649	65.727
2	11:22:34.356	1:19.023	27.169	29.133	22.721	76.086	78.765
3	11:23:45.070	1:10.714	23.445	28.284	18.985	73.502	97.399
4	11:24:50.635	1:05.565	19.951	23.838	21.776	96.419	45.069
5	11:26:58.091	2:07.456	1:21.419	26.438	19.599	82.240	99.863
6	11:28:11.266	1:13.175	19.951	31.296	21.928	57.554	100.611
7	11:29:11.675	1:00.409	19.916	23.262	17.231	105.681	100.011
8	11:30:38.846	1:27.171	24.344	37.319	25.508	62.542	34.397

Lap	Time of Day	Lap Tm	S1	S2	S3	S3Spd	SFSpd
(49) Alan TAIT							
1	11:21:12.390			34.996	25.300	51.661	72.392
2	11:22:29.771	1:17.381	26.490	30.652	20.239	74.564	95.323
3	11:23:31.022	1:01.251	20.191	23.356	17.704	103.721	95.868
4	11:24:53.448	1:22.426	24.869	32.099	25.458	62.079	57.752
5	11:26:15.776	1:22.328	27.896	34.557	19.875	54.737	95.731
6	11:27:16.488	1:00.712	19.852	23.410	17.450	103.721	95.731
7	11:28:46.016	1:29.528	25.213	37.504	26.811	49.968	56.919
8	11:30:17.994	1:31.978	31.288	39.758	20.932	47.093	92.308

Lap	Time of Day	Lap Tm	S1	S2	S3	S3Spd	SFSpd
(66) Marten BONNER							
1	11:21:02.094			30.869	20.632	87.608	83.675
2	11:22:09.836	1:07.742	22.309	25.396	20.037	89.120	85.487
3	11:23:14.084	1:04.248	21.209	24.461	18.578	95.731	92.054
4	11:24:20.086	1:06.002	20.701	24.941	20.360	88.299	89.120
5	11:25:22.110	1:02.024	20.193	23.308	18.523	97.824	92.562
6	11:26:25.522	1:03.412	20.208	24.767	18.437	98.111	93.595
7	11:27:31.499	1:05.977	19.682	25.307	20.988	84.306	81.938
8	11:28:38.695	1:07.196	21.880	26.077	19.239	91.427	90.442
9	11:29:40.398	1:01.703	20.187	23.168	18.348	98.111	93.205
10	11:30:41.772	1:01.374	19.805	23.328	18.241	95.868	91.928

Lap	Time of Day	Lap Tm	S1	S2	S3	S3Spd	SFSpd
(83) Fraser JAMIESON							
1	11:21:08.270			30.559	19.972	87.266	86.590
2	11:22:14.080	1:05.810	20.899	24.731	20.180	90.198	86.814
3	11:23:15.777	1:01.697	19.672	23.510	18.515	94.252	86.704
4	11:24:17.205	1:01.428	19.758	23.283	18.387	94.785	86.814
5	11:25:42.946	1:25.741	23.080	36.298	26.363	68.617	35.639

Lap	Time of Day	Lap Tm	S1	S2	S3	S3Spd	SFSpd
6	11:27:59.413	2:16.467	1:26.770	28.995	20.702	88.068	86.927
7	11:29:01.187	1:01.774	19.707	23.715	18.352	93.857	86.146
8	11:30:03.073	1:01.886	19.798	23.728	18.360	94.785	86.814
9	11:31:22.311	1:19.238	21.613	29.007	28.618	81.343	27.962

Lap	Time of Day	Lap Tm	S1	S2	S3	S3Spd	SFSpd
(26) Kevin KENSETT							
1	11:20:53.942			32.207	20.823	70.714	84.946
2	11:21:57.980	1:04.038	20.841	24.325	18.872	91.802	85.815
3	11:23:00.294	1:02.314	20.006	23.410	18.898	93.465	84.306
4	11:24:06.491	1:06.197	20.631	23.424	22.142	93.595	30.270
5	11:25:35.183	3:28.692	2:43.681	25.778	19.233	91.677	85.596
6	11:28:36.868	1:01.685	19.770	23.282	18.633	93.205	85.270
7	11:29:38.800	1:01.932	19.889	23.459	18.584	93.726	85.925
8	11:30:49.219	1:10.419	23.374	24.369	22.676	92.690	29.919

Lap	Time of Day	Lap Tm	S1	S2	S3	S3Spd	SFSpd
(43) Stuart BUCHAN							
1	11:20:59.224			33.049	21.269	69.254	89.120
2	11:22:01.528	1:02.304	20.044	23.523	18.737	94.518	87.952
3	11:23:20.963	1:19.435	23.959	34.636	20.840	60.841	88.767
4	11:24:23.324	1:02.361	20.086	23.712	18.563	94.919	87.837
5	11:25:43.170	1:19.846	22.856	33.277	23.713	52.716	87.040
6	11:26:45.386	1:02.216	20.131	23.436	18.649	94.518	88.884
7	11:27:57.591	1:12.205	21.782	28.531	21.892	84.412	41.044
8	11:29:49.845	1:52.254	1:06.509	26.267	19.478	91.552	88.884
9	11:30:52.701	1:02.856	20.271	23.792	18.793	94.651	88.183

Lap	Time of Day	Lap Tm	S1	S2	S3	S3Spd	SFSpd
(16) Martin KELMAN							
1	11:20:56.960			31.894	22.628	65.856	84.839
2	11:22:07.316	1:10.356	21.182	29.308	19.866	76.782	85.596
3	11:23:11.598	1:04.282	20.478	24.605	19.199	90.564	86.257
4	11:24:15.518	1:03.920	20.527	24.441	18.952	90.564	85.706
5	11:25:18.499	1:02.981	20.282	23.827	18.872	92.562	85.162
6	11:26:21.238	1:02.739	20.266	23.778	18.695	92.435	86.146
7	11:28:20.775	1:59.537	20.124	1:14.646	24.767	59.704	36.994
8	11:31:02.743	2:41.968	1:55.091	24.950	21.927	91.552	33.337

Lap	Time of Day	Lap Tm	S1	S2	S3	S3Spd	SFSpd
(64) Andrew CAMERON							
1	11:20:44.368			28.210	21.784	83.157	79.985
2	11:21:51.460	1:07.092	22.712	25.219	19.161	95.868	90.442
3	11:22:55.162	1:03.702	20.455	24.239	19.008	98.111	90.442



Super Lap Scotland - Round 5

<p>Super Lap Scotland</p> <p>Practice - Group 2</p> <p>Practice (12:00 Time) started at 11:03:19</p>	<p>Knockhill 1.267 miles</p> <p>31/07/2016 11:20</p>
--	--

Lap	Time of Day	Lap Tm	S1	S2	S3	S3Spd	SFSpd	Lap	Time of Day	Lap Tm	S1	S2	S3	S3Spd	SFSpd
9	11:30:15.034	1:05.237	21.201	24.835	19.201	92.308	86.927								

Clerk of the Course. Orbits

Sig : Time :
 Chief Timekeeper : Ian Sharp (SMART Timing)
 Results available at www.mylaps.com and www.smart-timing.co.uk
 Printed: 01/08/2016 18:26:39



Super Lap Scotland - Round 5

Sorted on best lap time

Super Lap Scotland

Knockhill 1.267 miles

Practice - Group 3

31/07/2016 11:35

Practice (12:00 Time) started at 11:33:19

Pos	No.	Name	Make/Model	Class Code	Laps	Best Tm	Diff	Best Speed	2nd Best
1	56	Adam KINDNESS	Subaru Impreza STi Type R	SLS-B	3	55.437		82.271	1:47.624
2	55	Fiona KINDNESS	Subaru Impreza STi Type R	SLS-B	8	55.832	0.395	81.689	55.841
3	34	Blair McCONACHIE	Caterham Superlight R	SLS-C	5	56.049	0.612	81.372	56.532
4	46	George RIGBY	Subaru Impreza Spec-C	SLS-C	11	56.125	0.688	81.262	56.651
5	131	Keith COWIE	Seat Leon Supercopa	SLS-D	8	57.091	1.654	79.887	57.257
6	63	Martyn HENRY	Vauxhall Astra VXR	SLS-C	11	57.606	2.169	79.173	57.656
7	76	Robbie WYPER	Mitsubishi Evo 8	SLS-C	10	58.384	2.947	78.118	58.449
8	100	Paul TOUGH	BMW M3	SLS-D	8	59.018	3.581	77.279	59.144
9	5	Paul TOMLINSON	Subaru Impreza	SLS-D	10	59.998	4.561	76.017	1:00.045
10	78	David RYBOWSKI	Subaru Impreza WRX	SLS-D	6	1:00.026	4.589	75.981	1:08.796
11	103	Stuart ROBERTSON	Renault Clio	SLS-D	9	1:00.476	5.039	75.416	1:00.508
12	89	Steven EYRE	Subaru Impreza STi	SLS-C	8	1:01.615	6.178	74.022	1:01.638
13	40	Scott WALKER	Subaru Impreza	SLS-C	10	1:02.605	7.168	72.851	1:02.653
14	35	Stephen HENDERSON	Sylva Riot	SLS-D				-	

Clerk of the Course.

Sig : Time :
 Chief Timekeeper : Ian Sharp (SMART Timing)

Results available at www.mylaps.com and www.smart-timing.co.uk

Printed: 01/08/2016 18:28:13

Orbits



Super Lap Scotland - Round 5

Super Lap Scotland

Knockhill 1.267 miles

Practice - Group 3

31/07/2016 11:35

Practice (12:00 Time) started at 11:33:19

Lap	Time of Day	Lap Tm	S1	S2	S3	S3Spd	SFSpd
(56) Adam KINDNESS							
1	11:35:20.842			41.235	27.264	41.527	102.926
2	11:36:16.279	55.437	17.866	21.019	16.552	114.323	106.859
3	11:38:03.903	1:47.624	28.987	48.641	29.996	48.664	32.688

(55) Fiona KINDNESS							
1	11:35:22.254			32.064	22.576	76.694	107.372
2	11:36:18.241	55.987	18.454	21.073	16.460	113.935	107.717
3	11:37:40.605	1:22.364	23.517	37.818	21.029	53.988	109.296
4	11:38:36.446	55.841	18.646	20.750	16.445	114.129	108.764
5	11:40:11.424	1:34.978	25.097	38.660	31.221	45.099	27.880
6	11:42:49.227	2:37.803	1:44.284	34.168	19.351	61.850	103.561
7	11:43:45.059	55.832	18.683	20.847	16.302	114.910	110.193
8	11:45:15.947	1:30.888	22.977	38.349	29.562	49.055	28.826

(34) Blair McCONACHIE							
1	11:41:24.842			23.548	18.085	102.768	97.399
2	11:42:23.323	58.481	18.999	22.165	17.317	107.372	100.011
3	11:43:19.372	56.049	18.135	21.254	16.660	109.296	99.714
4	11:44:15.904	56.532	18.025	21.485	17.022	108.764	99.419
5	11:45:36.575	1:20.671	20.769	29.915	29.987	55.923	

(46) George RIGBY							
1	11:34:36.678			29.566	22.120	56.535	107.890
2	11:35:33.842	57.164	18.520	22.083	16.561	112.786	107.201
3	11:36:30.931	57.089	18.571	21.958	16.560	112.976	107.544
4	11:37:57.790	1:26.859	25.638	37.238	23.983	71.467	63.489
5	11:39:36.067	1:38.277	38.250	37.519	22.508	51.781	109.296
6	11:40:32.192	56.125	18.213	21.697	16.215	115.703	108.941
7	11:41:48.123	1:15.931	22.964	35.384	17.583	92.308	109.296
8	11:42:44.774	56.651	18.404	21.833	16.414	115.305	108.941
9	11:44:03.977	1:19.203	23.723	35.364	20.116	64.095	110.374
10	11:45:01.270	57.293	18.467	22.602	16.224	115.305	109.653
11	11:46:19.360	1:18.090	23.583	31.041	23.466	83.054	46.506

(131) Keith COWIE							
1	11:35:10.308			29.121	20.430	94.518	89.120
2	11:36:15.954	1:05.646	21.346	25.932	18.368	101.678	100.611
3	11:37:13.211	57.257	18.722	21.665	16.870	109.474	100.914
4	11:38:10.302	57.091	18.558	21.452	17.081	110.012	99.863
5	11:39:22.710	1:12.408	23.562	25.674	23.172	85.270	33.321
6	11:43:16.454	3:53.744	3:08.977	25.828	18.939	103.402	100.914
7	11:44:14.507	58.053	18.821	22.068	17.164	107.201	99.419
8	11:45:34.484	1:19.977	19.549	30.658	29.770	59.918	25.712

(63) Martyn HENRY							
1	11:35:03.448			32.572	21.597	67.377	100.460
2	11:36:02.207	58.759	18.876	21.892	17.991	105.184	96.143
3	11:37:01.434	59.227	19.133	21.895	18.199	105.020	96.419
4	11:38:01.307	59.873	18.739	23.045	18.089	104.529	95.731
5	11:38:59.452	58.145	18.954	21.775	17.416	103.721	95.595
6	11:40:14.831	1:15.379	23.174	29.635	22.570	62.368	74.070
7	11:41:28.374	1:13.543	24.483	28.180	20.880	63.071	99.419
8	11:42:25.980	57.606	18.594	21.812	17.200	106.183	96.976
9	11:43:23.636	57.656	18.828	21.610	17.218	107.201	95.323
10	11:44:22.407	58.771	19.116	21.970	17.685	101.066	95.595
11	11:45:22.967	1:00.560	18.687	23.821	18.052	94.518	97.117

(76) Robbie WYPER							
1	11:34:42.402			31.288	21.790	64.465	100.762
2	11:35:45.412	1:03.010	19.426	24.890	18.694	90.442	103.242
3	11:36:43.796	58.384	18.788	22.324	17.272	110.374	101.832
4	11:38:03.107	1:19.311	19.052	34.935	25.324	52.716	60.186
5	11:39:44.824	1:41.717	35.076	37.810	28.831	49.091	56.346
6	11:41:03.184	1:18.360	27.235	31.760	19.365	83.675	103.882
7	11:42:02.542	59.358	18.746	22.360	18.252	110.374	81.441
8	11:43:30.661	1:28.119	28.681	33.702	25.736	61.398	63.730
9	11:44:49.581	1:18.920	26.524	33.587	18.809	84.625	102.926
10	11:45:48.030	58.449	18.861	22.629	16.959	111.290	

(100) Paul TOUGH							
1	11:35:06.515			31.088	20.009	92.308	94.252
2	11:36:07.742	1:01.227	20.287	23.588	17.352	106.689	97.257

3	11:37:06.760	59.018	18.971	22.777	17.270	106.689	97.117
4	11:38:05.904	59.144	19.105	22.566	17.473	107.372	92.818
5	11:39:27.000	1:21.096	22.228	35.732	23.136	71.164	31.910
6	11:43:37.782	4:10.782	3:27.667	24.878	18.237	101.066	95.731
7	11:44:39.385	1:01.603	19.695	24.265	17.643	104.204	96.143
8	11:45:38.583	59.198	19.031	22.668	17.499	105.681	95.868

(5) Paul TOMLINSON							
1	11:34:45.771			32.020	21.457	69.183	85.815
2	11:35:49.856	1:04.085	20.872	24.987	18.226	97.399	94.120
3	11:36:50.688	1:00.832	19.863	23.033	17.936	101.678	93.988
4	11:37:53.624	1:02.936	19.806	24.000	19.130	72.943	92.690
5	11:38:54.041	1:00.417	19.758	22.948	17.711	101.066	94.785
6	11:40:14.916	1:20.875	22.208	29.795	28.872	63.730	32.513
7	11:42:31.493	2:16.577	1:26.885	30.953	18.739	82.543	94.385
8	11:43:31.538	1:00.045	19.650	22.860	17.535	101.678	95.188
9	11:44:31.536	59.998	19.615	22.809	17.574	101.832	95.323
10	11:45:56.471	1:24.935	23.327	32.370	29.238	68.338	35.098

(78) David RYBOWSKI							
1	11:35:17.612			34.400	25.124	69.977	61.907
2	11:36:29.564	1:11.952	26.773	25.645	19.534	89.957	88.884
3	11:37:38.360	1:08.796	21.913	27.409	19.474	86.146	88.767
4	11:38:55.975	1:17.615	24.557	28.318	24.740	70.565	33.520
5	11:45:12.907	6:16.932	5:34.503	24.014	18.415	97.824	94.919
6	11:46:12.933	1:00.026	19.365	22.846	17.815	98.688	

(103) Stuart ROBERTSON							
1	11:34:56.117			31.940	26.110	67.649	93.465
2	11:35:57.432	1:01.315	19.840	22.845	18.630	100.460	94.385
3	11:37:14.588	1:17.156	21.464	31.861	23.831	62.953	80.950
4	11:38:15.565	1:00.977	19.786	23.249	17.942	99.419	94.651
5	11:39:33.326	1:17.761	22.781	27.387	27.593	61.623	28.327
6	11:42:05.520	2:32.194	1:51.251	23.001	17.942	100.310	93.076
7	11:43:05.996	1:00.476	19.651	22.863	17.962	101.218	93.726
8	11:44:06.504	1:00.508	19.192	23.107	18.209	99.566	93.726
9	11:45:31.823	1:25.319	24.438	32.327	28.554	62.310	30.338

(89) Steven EYRE							
1	11:34:51.319			32.077	22.470	71.239	102.298
2	11:35:56.009	1:04.690	21.265	24.577	18.848	91.179	103.721
3	11:37:02.530	1:06.521	20.541	27.387	18.593	84.625	103.402
4	11:38:04.145	1:01.615	20.087	23.538	17.990	105.020	101.066
5	11:39:06.108	1:01.963	20.483	23.163	18.317	106.520	98.979
6	11:40:07.801	1:01.693	20.450	23.777	17.466	105.184	100.914
7	11:41:09.439	1:01.638	20.432	23.531	17.675	106.015	101.832
8	11:42:36.466	1:27.027	24.912	31.225	30.890	58.507	37.807

(40) Scott WALKER							
1	11:34:49.910			31.766	22.301	70.789	91.677
2	11:35:54.609	1:04.699	21.230	25.034	18.435	101.832	94.120
3	11:36:58.718	1:04.109	21.100	24.520	18.489	101.066	94.120
4	11:38:11.475	1:12.757	20.887	27.466	24.404	58.507	68.617
5	11:39:44.685	1:33.210	28.423	38.271	26.516	50.647	94.385
6	11:40:47.290	1:02.605	20.402	23.371	17.832	106.183	95.188
7	11:41:49.943	1:02.653	20.361	24.245	18.047	104.856	96.836
8	11:43:06.612	1:16.669	21.026	30.431	25.212	61.737	67.991
9	11:44:19.809	1:13.197	24.023	29.746	19.428	86.146	93.205
10							

Super Lap Scotland - Round 5

Sorted on best lap time

Super Lap Scotland Knockhill 1.267 miles
 Practice - Group 4 31/07/2016 11:50
 Practice (12:00 Time) started at 11:49:33

Pos	No.	Name	Make/Model	Class Code	Laps	Best Tm	Diff	Best Speed	2nd Best
1	62	Paul RANKIN	Subaru Impreza RB320	SLS-P	4	53.151		85.809	1:04.030
2	88	Andrew BARBOUR	Subaru Legacy GL	SLS-P	9	53.170	0.019	85.778	53.617
3	7	David LONG	Caterham R400	SLS-B	10	55.028	1.877	82.882	55.438
4	79	Eric HOLMES	Mitsubishi Evo	SLS-P	9	55.089	1.938	82.790	55.200
5	2	Steven DARLEY	Subaru Legacy GL	SLS-P	10	55.870	2.719	81.633	56.091
6	37	Steven HUNTER	Mitsubishi Evo 7	SLS-P	9	56.979	3.828	80.044	58.221
7	99	Andy GORDON	Lotus 211	SLS-B	10	57.295	4.144	79.603	57.552
8	29	Archie BAIN	Subaru Impreza Type RA	SLS-A	10	57.296	4.145	79.601	57.474
9	65	Sam ELASSAR	McLaren 650LT	SLS-A	11	57.619	4.468	79.155	57.831

Clerk of the Course. Orbits

Sig : Time :
 Chief Timekeeper : Ian Sharp (SMART Timing)
 Results available at www.mylaps.com and www.smart-timing.co.uk
 Printed: 01/08/2016 18:30:09



Super Lap Scotland - Round 5

Super Lap Scotland

Knockhill 1.267 miles

Practice - Group 4

31/07/2016 11:50

Practice (12:00 Time) started at 11:49:33

Lap	Time of Day	Lap Tm	S1	S2	S3	S3Spd	SFSpd
(62) Paul RANKIN							
1	11:50:56.164			29.947	20.365	78.123	
2	11:52:00.194	1:04.030	20.567	25.216	18.247	86.479	
3	11:52:53.345	53.151	17.618	20.286	15.247	129.802	
4	11:54:08.861	1:15.516	21.465	28.995	25.056	73.422	30.882
(88) Andrew BARBOUR							
1	11:51:20.787			35.287	24.968	55.599	
2	11:52:28.128	1:07.341	23.221	24.695	19.425	92.054	
3	11:53:26.606	58.478	21.284	21.493	15.701	125.905	
4	11:54:20.800	54.194	18.056	20.441	15.697	126.618	
5	11:55:14.417	53.617	17.851	20.212	15.554	127.098	
6	11:56:32.297	1:17.880	22.515	31.186	24.179	68.477	
7	11:59:54.913	3:22.616	2:36.385	25.466	20.765	82.039	
8	12:00:57.283	1:02.370	22.419	24.016	15.935		
9	12:01:50.453	53.170	17.830	20.051	15.289	130.560	

Lap	Time of Day	Lap Tm	S1	S2	S3	S3Spd	SFSpd
(7) David LONG							
1	11:50:47.581			30.479	18.983	78.765	112.976
2	11:51:43.498	55.917	18.230	21.569	16.118	115.107	
3	11:52:39.297	55.799	18.017	21.602	16.180	115.107	110.374
4	11:53:34.993	55.696	18.121	21.384	16.191	114.518	
5	11:54:30.431	55.438	18.024	21.275	16.139	114.714	110.556
6	11:55:44.901	1:14.470	19.589	31.089	23.792	61.850	67.581
7	11:57:01.462	1:16.561	25.845	29.321	21.395	65.663	112.408
8	11:57:57.322	55.860	18.197	21.695	15.968	111.846	110.739
9	11:58:52.350	55.028	17.716	21.347	15.965	113.742	110.556
10	12:00:11.592	1:19.242	21.136	31.044	27.062	66.641	31.169

Lap	Time of Day	Lap Tm	S1	S2	S3	S3Spd	SFSpd
(79) Eric HOLMES							
1	11:50:50.418			29.189	19.929	82.747	
2	11:51:45.929	55.511	18.425	20.964	16.122	124.735	
3	11:52:42.437	56.508	18.362	21.191	16.955	121.133	
4	11:53:59.839	1:17.402	21.476	30.624	25.302	72.314	35.810
5	11:57:28.325	3:28.486	2:35.757	32.503	20.226	75.317	
6	11:58:23.525	55.200	18.297	20.850	16.053	124.273	
7	11:59:18.614	55.089	18.048	20.964	16.077	126.857	
8	12:00:45.858	1:27.244	24.243	36.469	26.532	55.369	
9	12:02:24.376	1:38.518	29.860	39.149	29.509	48.383	30.283

Lap	Time of Day	Lap Tm	S1	S2	S3	S3Spd	SFSpd
(2) Steven DARLEY							
1	11:51:19.254			35.778	21.624	52.305	
2	11:52:19.832	1:00.578	20.163	22.761	17.654	108.941	
3	11:53:16.802	56.970			16.336	113.742	
4	11:54:13.176	56.374			16.383	112.976	
5	11:55:09.267	56.091	18.583	20.877	16.631	114.910	
6	11:56:05.137	55.870	18.609	20.959	16.302	115.107	
7	11:57:13.516	1:08.379	20.560	27.393	20.426	81.441	
8	11:58:33.037	1:19.521			19.818	74.647	
9	11:59:29.287	56.250		21.224	16.613		
10	12:00:46.274	1:16.987	20.746	30.758	25.483	52.428	

Lap	Time of Day	Lap Tm	S1	S2	S3	S3Spd	SFSpd
(37) Steven HUNTER							
1	11:50:59.625			32.526	21.801	55.923	104.366
2	11:52:05.668	1:06.043	21.269	25.816	18.958	110.193	
3	11:53:30.724	1:25.056	25.685	32.484	26.887	61.454	41.322
4	11:55:48.988	2:18.264	1:38.448	22.606	17.210	104.043	105.681
5	11:56:47.209	58.221	19.384	22.114	16.723	114.129	107.201
6	11:58:04.875	1:17.666	20.558	30.485	26.623	56.346	61.680
7	11:59:20.944	1:16.069	25.738	28.523	21.808	60.078	108.588
8	12:00:17.923	56.979	18.656	21.731	16.592	115.903	110.012
9	12:01:22.736	1:04.813	18.666	21.840	24.307	116.103	48.629

Lap	Time of Day	Lap Tm	S1	S2	S3	S3Spd	SFSpd
(99) Andy GORDON							
1	11:51:09.162			33.135	19.427	65.663	
2	11:52:16.137	1:06.975	19.366	24.863	22.746	66.707	
3	11:53:14.958	58.821	18.972	22.367	17.482	107.890	
4	11:54:12.647	57.689	18.761	21.735	17.193	108.764	
5	11:55:12.107	59.460	20.411	21.910	17.139	107.544	
6	11:56:09.659	57.552	18.596	21.806	17.150	108.238	
7	11:57:06.954	57.295	18.742	21.537	17.016	108.764	
8	11:58:04.927	57.973	18.780	22.065	17.128	107.201	
9	11:59:12.188	1:07.261	20.388	24.061	22.812	93.465	40.745

Clerk of the Course.

Sig : Time :
 Chief Timekeeper : Ian Sharp (SMART Timing)

Results available at www.mylaps.com and www.smart-timing.co.uk

Printed: 01/08/2016 18:31:12



Super Lap Scotland - Round 5
Sorted on best lap time
Super Lap Scotland
Knockhill 1.267 miles
Practice - Overall
31/07/2016 11:05
Practice started at 10:45:14

Pos	No.	Name	Make/Model	Class Code	Laps	Best Tm	Diff	Best Speed	2nd Best
1	62	Paul RANKIN	Subaru Impreza RB320	SLS-P	4	53.151		85.809	1:04.030
2	88	Andrew BARBOUR	Subaru Legacy GL	SLS-P	10	53.170	0.019	85.778	53.617
3	7	David LONG	Caterham R400	SLS-B	10	55.028	1.877	82.882	55.438
4	79	Eric HOLMES	Mitsubishi Evo	SLS-P	9	55.089	1.938	82.790	55.200
5	56	Adam KINDNESS	Subaru Impreza STi Type R	SLS-B	3	55.437	2.286	82.271	1:47.624
6	55	Fiona KINDNESS	Subaru Impreza STi Type R	SLS-B	8	55.832	2.681	81.689	55.841
7	2	Steven DARLEY	Subaru Legacy GL	SLS-P	10	55.870	2.719	81.633	56.091
8	34	Blair McCONACHIE	Caterham Superlight R	SLS-C	5	56.049	2.898	81.372	56.532
9	46	George RIGBY	Subaru Impreza Spec-C	SLS-C	11	56.125	2.974	81.262	56.651
10	37	Steven HUNTER	Mitsubishi Evo 7	SLS-P	10	56.979	3.828	80.044	58.221
11	131	Keith COWIE	Seat Leon Supercopa	SLS-D	8	57.091	3.940	79.887	57.257
12	99	Andy GORDON	Lotus 211	SLS-B	11	57.295	4.144	79.603	57.552
13	29	Archie BAIN	Subaru Impreza Type RA	SLS-A	11	57.296	4.145	79.601	57.474
14	63	Martyn HENRY	Vauxhall Astra VXR	SLS-C	12	57.606	4.455	79.173	57.656
15	65	Sam ELASSAR	McLaren 650S	SLS-A	11	57.619	4.468	79.155	57.831
16	76	Robbie WYPER	Mitsubishi Evo 8	SLS-C	11	58.384	5.233	78.118	58.449
17	44	Steven JEFFERIES	Mitsubishi Evo VI	SLS-D	10	58.480	5.329	77.990	58.523
18	25	Alastair MOWAT	BMW E46 M3	SLS-E	12	58.643	5.492	77.773	58.668
19	100	Paul TOUGH	BMW M3	SLS-D	9	59.018	5.867	77.279	59.144
20	5	Paul TOMLINSON	Subaru Impreza	SLS-D	10	59.998	6.847	76.017	1:00.045
21	78	David RYBOWSKI	Subaru Impreza WRX	SLS-D	7	1:00.026	6.875	75.981	1:08.796
22	15	Matt COLLINS	Porsche Cayman	SLS-E	12	1:00.165	7.014	75.806	1:00.379
23	3	Fred WALTON	Subaru Prodrive Impreza	SLS-D	9	1:00.409	7.258	75.499	1:05.565
24	103	Stuart ROBERTSON	Renault Clio	SLS-D	9	1:00.476	7.325	75.416	1:00.508
25	49	Alan TAIT	Subaru Impreza	SLS-D	10	1:00.712	7.561	75.123	1:01.251
26	67	Marshall WISHART	Mazda RX8	SLS-F	12	1:01.005	7.854	74.762	1:01.677
27	21	Scott ROBSON	Lotus Elise	SLS-F	11	1:01.086	7.935	74.663	1:01.459
28	66	Marten BONNER	Fiat Abarth 500	SLS-D	12	1:01.374	8.223	74.312	1:01.703
29	27	Paul WILSON	Renault Clio Cup	SLS-F	10	1:01.404	8.253	74.276	1:01.499
30	83	Fraser JAMIESON	Renault Clio 172 Ph1	SLS-E	10	1:01.428	8.277	74.247	1:01.697
31	89	Steven EYRE	Subaru Impreza STi	SLS-C	8	1:01.615	8.464	74.022	1:01.638
32	93	Allister PHILLIPS	Honda Prelude Si VTEC	SLS-F	9	1:01.663	8.512	73.964	1:02.183
33	26	Kevin KENSETT	Peugeot 106	SLS-E	9	1:01.685	8.534	73.938	1:01.932
34	81	Ian PITMAN	Subaru Impreza	SLS-F	7	1:01.800	8.649	73.800	1:02.167
35	43	Stuart BUCHAN	Renault Clio 172 Cup	SLS-E	11	1:02.216	9.065	73.307	1:02.304
36	48	Robert JOBSON	Audi A3 3.2	SLS-F	6	1:02.259	9.108	73.256	1:03.089
37	40	Scott WALKER	Subaru Impreza	SLS-C	11	1:02.605	9.454	72.851	1:02.653
38	16	Martin KELMAN	Renault Clio 172 Cup	SLS-E	9	1:02.739	9.588	72.695	1:02.981
39	87	Andy TAYLOR	Volkswagon Golf Cup	SLS-E	9	1:02.980	9.829	72.417	1:03.076
40	41	Neil METHVEN	Renault Clio 182	SLS-F	9	1:03.090	9.939	72.291	1:03.245
41	38	Chris HISLOP	Renault Clio 197	SLS-F	10	1:03.319	10.168	72.030	1:03.410
42	64	Andrew CAMERON	Porsche 911 Carrera	SLS-E	5	1:03.702	10.551	71.596	1:07.092
43	50	Gavin EDGAR	Renault Clio Williams	SLS-F	10	1:03.943	10.792	71.327	1:03.964

Clerk of the Course.

Orbits

 Sig : Time :
 Chief Timekeeper : Ian Sharp (SMART Timing)

 Results available at www.mylaps.com and www.smart-timing.co.uk

Printed: 01/08/2016 19:49:15



Super Lap Scotland - Round 5

Sorted on best lap time

Super Lap Scotland Knockhill 1.267 miles
Practice - Overall 31/07/2016 11:05
Practice started at 10:45:14

Pos	No.	Name	Make/Model	Class Code	Laps	Best Tm	Diff	Best Speed	2nd Best
44	53	Jamie GOUDIE	Mazda MX5	SLS-F	10	1:04.472	11.321	70.741	1:04.517
45	42	Alex MILNE	Audi TTRS Plus	SLS-D	10	1:04.771	11.620	70.415	1:06.702
46	358	Stavros COSTA	Peugeot GTi	SLS-E	12	1:04.971	11.820	70.198	1:05.030
47	187	Nick COOK	Volkswagon Golf Cup	SLS-E	11	1:05.237	12.086	69.912	1:06.822
48	59	Simon McWILLIAM	Renault Clio 172 Cup	SLS-F	6	1:05.810	12.659	69.303	1:06.760
49	132	Suzanne BUIST	Mini Cooper S	SLS-F	7	1:07.255	14.104	67.814	1:07.417
50	39	Martin PALMER	MGF Trophy 160	SLS-F	9	1:18.554	25.403	58.060	1:19.245
51	54	Steven McNAB	Renault Clio	SLS-F	1			-	
52	13	Lewis SKENE	Renault Megane RS	SLS-E	1			-	
53	35	Stephen HENDERSON	Sylva Riot	SLS-D	1			-	
54	45	Euan BEGBIE	Volkswagon Golf	SLS-D				-	

Clerk of the Course. Orbits

Sig : Time :
 Chief Timekeeper : Ian Sharp (SMART Timing)
 Results available at www.mylaps.com and www.smart-timing.co.uk



Super Lap Scotland - Round 5

Sorted on Laps

MG Trophy

Knockhill 1.267 miles

Stewart Robertson Memorial Trophy - Race 1

31/07/2016 12:05

Race (20 Laps) started at 12:13:29

Pos	No.	Name	Make/Model	CC	Class	Laps	Total Tm	Diff	Best Tm	In Lap	Best Speed
1	92	Graham ROSS	MG ZR 190	1800	A	20	19:58.933		58.944	13	77.376
2	87	Colin ROBERTSON	MG ZR 190	1800	A	20	20:01.274	2.341	59.067	18	77.215
3	16	Jason BURGESS	MG ZR 190	1800	A	20	20:19.139	20.206	59.542	10	76.599
4	99	Doug COLE	MG ZR 190	1800	A	20	20:25.302	26.369	1:00.047	4	75.955
5	15	Rob PERKINS	MG ZR 190	1800	A	20	20:28.697	29.764	1:00.487	5	75.402
6	131	Fergus CAMPBELL	MG ZR 170	1800	B	20	20:54.101	55.168	1:01.521	6	74.135
7	68	Lee SULLIVEN	MG ZR 170	1800	B	20	20:57.401	58.468	1:01.547	6	74.103
8	19	Richard MARSH	MG ZR 170	1800	B	20	21:01.172	1:02.239	1:01.864	15	73.724
9	88	James COLE	MG ZR 170	1800	B	19	20:04.597	1 Lap	1:02.322	5	73.182
10	33	Patrick BOOTH	MG ZR 170	1800	B	19	20:12.117	1 Lap	1:02.558	12	72.906
11	37	Mike HARRIS	MG ZR 170	1800	B	19	20:12.701	1 Lap	1:02.078	14	73.470
12	77	Robin WALKER	MG ZR 190	1800	A	19	20:15.990	1 Lap	1:01.955	16	73.615
13	74	Ian BOULTON	MG ZR 170	1800	B	19	20:26.238	1 Lap	1:03.009	13	72.384
14	57	Will PAYNE	MG ZR 160	1800	C	19	20:35.760	1 Lap	1:03.662	3	71.641
15	47	Alex FLOWER	MG ZR 170	1800	B	19	21:00.507	1 Lap	1:04.986	8	70.182
16	1	John GIL	MG ZR 160	1800	C	18	19:59.797	2 Laps	1:05.058	6	70.104
17	21	Dave HEASMAN	MG ZR 160	1800	C	18	20:35.853	2 Laps	1:06.556	3	68.526
18	12	Martin WEBBER	MG ZR 160	1800	C	18	20:56.205	2 Laps	1:07.906	11	67.164
Not classified											
DNF	69	Paul LUTI	MG ZR 170	1800	B	8	8:23.538	DNF	1:01.748	6	73.862
DNF	27	Tim MARTIN	MG ZR 160	1800	C	8	9:53.653	DNF	1:07.706	3	67.362

Announcements

New Track Record (58.944) for MG Trophy (A) by Graham ROSS.
 Car No.77 - Racetime includes 10 second time penalty - Out of position on grid.

Margin of Victory	Avg. Speed	Best Lap Tm	Best Speed	Best Lap by
2.341	76.082	58.944	77.376	92 - Graham ROSS

Clerk of the Course.

Sig : Time :
 Chief Timekeeper : Ian Sharp (SMART Timing)

Results available at www.mylaps.com and www.smart-timing.co.uk

Printed: 01/08/2016 19:21:03





Super Lap Scotland - Round 5

MG Trophy

Knockhill 1.267 miles

Stewart Robertson Memorial Trophy - Race 1

31/07/2016 12:05

Race (20 Laps) started at 12:13:29

Lap	Time of Day	Lap Tm	S1	S2	S3	S3Spd	SFSpd	Lap	Time of Day	Lap Tm	S1	S2	S3	S3Spd	SFSpd	
(92) Graham ROSS																
1	12:14:34.760			23.172	18.339	95.323	85.379	7	12:20:39.571	1:01.232	19.744	23.090	18.398	94.120	84.839	
2	12:15:34.739	59.979	19.628	22.377	17.974	96.558	85.379	8	12:21:40.436	1:00.865	19.595	22.889	18.381	94.785	83.675	
3	12:16:35.405	1:00.666	19.716	22.869	18.081	96.281	85.270	9	12:22:41.711	1:01.275	19.694	23.109	18.472	93.857	85.054	
4	12:17:35.275	59.870	19.478	22.332	18.060	96.419	85.596	10	12:23:42.860	1:01.149	19.738	23.069	18.342	93.988	84.839	
5	12:18:34.686	59.411	19.067	22.304	18.040	95.188	85.706	11	12:24:44.776	1:01.916	19.916	23.443	18.557	90.686	84.412	
6	12:19:34.696	1:00.010	19.294	22.548	18.168	95.323	85.162	12	12:25:45.653	1:00.877	19.624	22.815	18.438	94.651	85.270	
7	12:20:34.072	59.376	19.157	22.231	17.988	95.323	85.706	13	12:26:46.381	1:00.728	19.430	23.020	18.278	93.988		
8	12:21:33.801	59.729	19.052	22.724	17.953	94.919	85.925	14	12:27:47.362	1:00.981	19.561	23.044	18.376	91.677	84.732	
9	12:22:33.365	59.564	19.192	22.410	17.962	95.459	85.379	15	12:28:48.611	1:01.249	19.848	23.056	18.345	93.988		
10	12:23:32.934	59.569	19.270	22.275	18.024	95.731	84.732	16	12:29:49.720	1:01.109	19.489	23.208	18.412	91.928		
11	12:24:32.861	59.927	19.197	22.699	18.031	95.459		17	12:30:51.730	1:02.010	20.672	22.994	18.344	95.053		
12	12:25:31.991	59.130	19.114	22.121	17.895	95.731		18	12:31:53.030	1:01.300	19.749	23.130	18.421	94.120	85.379	
13	12:26:30.935	58.944	18.853	22.212	17.879	95.053		19	12:32:53.881	1:00.851	19.661	23.019	18.171	93.857	85.054	
14	12:27:30.167	59.232	19.102	22.260	17.870	95.868		20	12:33:54.558	1:00.677	19.551	22.895	18.231	94.385	84.839	
15	12:28:32.187	1:02.020	19.670	24.309	18.041	94.651		(15) Rob PERKINS								
16	12:29:31.232	59.045	18.824	22.332	17.889	95.731		1	12:14:37.627			23.451	19.138	96.976	86.257	
17	12:30:30.538	59.306	18.958	22.387	17.961	93.857		2	12:15:39.255	1:01.628	19.733	23.042	18.853	96.558	84.200	
18	12:31:29.546	59.008	18.955	22.138	17.915	95.731		3	12:16:41.050	1:01.795	20.146	23.062	18.587	96.143	86.146	
19	12:32:28.717	59.171	19.177	22.030	17.964	95.868		4	12:17:42.081	1:01.031	19.571	23.171	18.289	97.117	85.815	
20	12:33:28.189	59.472	19.061	22.348	18.063	95.595		5	12:18:42.568	1:00.487	19.472	22.758	18.257	96.281	86.479	
								6	12:19:43.645	1:01.077	19.688	23.149	18.240	95.459	86.368	
								7	12:20:44.535	1:00.890	19.558	23.160	18.172	94.785	86.146	
								8	12:21:45.285	1:00.750	19.668	22.797	18.285	96.143	86.257	
								9	12:22:46.679	1:01.394	19.749	23.238	18.407	94.385	85.925	
								10	12:23:47.659	1:00.980	19.797	22.784	18.399	95.731	86.257	
								11	12:24:50.826	1:03.167	19.591	25.244	18.332	95.459		
								12	12:25:51.519	1:00.693	19.591	22.871	18.231	95.868		
								13	12:26:52.524	1:01.005	19.572	22.897	18.536	95.323		
								14	12:27:53.570	1:01.046	19.688	22.850	18.508	96.143		
								15	12:28:54.106	1:00.536	19.669	22.620	18.247	96.143		
								16	12:29:54.825	1:00.719	19.596	22.901	18.222	94.651		
								17	12:30:55.759	1:00.934	19.663	22.894	18.377	95.731		
								18	12:31:56.559	1:00.800	19.659	23.086	18.055	95.595		
								19	12:32:57.372	1:00.813	19.524	22.942	18.437	96.143		
								20	12:33:57.953	1:00.581	19.556	22.816	18.209	95.459		
								(131) Fergus CAMPBELL								
								1	12:14:38.226			23.922	19.092	92.690	82.747	
								2	12:15:40.390	1:02.164	20.197	23.443	18.524	92.818	82.849	
								3	12:16:42.312	1:01.922	19.999	23.333	18.590	93.076	82.849	
								4	12:17:44.208	1:01.896	20.129	23.326	18.441	92.947	82.951	
								5	12:18:45.923	1:01.715	20.022	23.219	18.474	93.335	83.260	
								6	12:19:47.444	1:01.521	19.865	23.166	18.490	92.435	83.157	
								7	12:20:48.992	1:01.548	19.844	23.017	18.687	93.335	83.054	
								8	12:21:52.978	1:03.986	20.619	24.094	19.273	90.932	83.157	
								9	12:22:55.791	1:02.813	19.921	23.646	19.246	91.677	82.039	
								10	12:23:58.246	1:02.455	20.003	23.764	18.688	92.308		
								11	12:25:01.096	1:02.850	20.082	23.592	19.176	91.928	82.240	
								12	12:26:04.228	1:03.132	20.207	24.073	18.852	90.198		
								13	12:27:07.305	1:03.077	20.575	23.406	19.096	91.427	82.645	
								14	12:28:09.937	1:02.632	19.930	23.660	19.042	92.947	82.240	
								15	12:29:13.240	1:03.303	20.387	23.805	19.111	90.564	82.341	
								16	12:30:16.094	1:02.854	20.094	24.166	18.594	89.477	82.645	
								17	12:31:17.699	1:01.605	19.961	23.142	18.502	91.677		
								18	12:32:19.410	1:01.711	19.993	23.301	18.417	92.054		
								19	12:33:21.096	1:01.686	19.898	23.302	18.486	91.303	82.645	
								20	12:34:23.357	1:02.261	20.071	23.623	18.567	91.303		
								(68) Lee SULLIVAN								
								1	12:14:37.057			23.764	18.854	93.988	83.571	
								2	12:15:39.088	1:02.031	19.861	23.448	18.722	93.335	83.467	
								3	12:16:41.554	1:02.466	20.087	23.399	18.980	92.181	84.412	
								4	12:17:43.246	1:01.692	19.737	23.379	18.576	93.726	83.260	
								5	12:18:44.965	1:01.719	19.707	23.389	18.623	93.076	83.989	
								6	12:19:46.512	1:01.547	19.619	23.387	18.541	93.205	83.675	
								7	12:20:48.765	1:02.253	19.641	23.530	19.082	93.205	83.571	
								8	12:21:52.279	1:03.514	20.237	24.358	18.919	91.055	82.645	
								9	12:22:55.548	1:03.269	19.926	24.187	19.156	91.928	82.747	
								10	12:23:57.965	1:02.417	19.829	23.811	18.777	92.181	82.849	
								11	12:25:00.817	1:02.852	20.012	23.988	18.852	90.686	82.543	
								12	12:26:03.983	1:03.166	20.255	24.039	18.872	91.055	82.849	
								13	12:27:07.048	1:03.065	20.474	23.596	18.995	92.435	82.849	
								14	12:28:09.799	1:02.751	19.949	23.836	18.966	90.564	82.139	

(99) Doug COLE

1	12:14:35.688			23.707	18.242	94.252	85.270
2	12:15:36.129	1:00.441	19.739	22.695	18.007	96.281	85.162
3	12:16:36.633	1:00.504	19.647	22.674	18.183	96.143	84.732
4	12:17:36.680	1:00.047	19.358	22.648	18.041	96.143	85.270
5	12:18:37.488	1:00.808	19.320	23.019	18.469	93.335	82.951
6	12:19:38.339	1:00.851	19.687	22.851	18.313	94.785	84.625

Clerk of the Course.

Sig : Time :
Chief Timekeeper : Ian Sharp (SMART Timing)

Results available at www.mylaps.com and www.smart-timing.co.uk

Orbits



Super Lap Scotland - Round 5

MG Trophy

Knockhill 1.267 miles

Stewart Robertson Memorial Trophy - Race 1

31/07/2016 12:05

Race (20 Laps) started at 12:13:29

Lap	Time of Day	Lap Tm	S1	S2	S3	S3Spd	SFSpd
15	12:29:13.012	1:03.213	20.240	24.164	18.809	90.320	83.054
16	12:30:16.689	1:03.677	20.089	24.708	18.880	89.120	
17	12:31:18.665	1:01.976	19.793	23.598	18.585	91.802	
18	12:32:21.012	1:02.347	19.987	23.611	18.749	91.928	83.054
19	12:33:23.408	1:02.396	19.998	23.627	18.771	92.054	
20	12:34:26.657	1:03.249	20.173	24.101	18.975	91.427	

Lap	Time of Day	Lap Tm	S1	S2	S3	S3Spd	SFSpd
3	12:16:49.087	1:03.164	20.477	23.701	18.986	92.181	81.441
4	12:17:52.405	1:03.318	20.442	23.802	19.074	91.802	81.938
5	12:18:55.422	1:03.017	20.335	23.761	18.921	91.303	82.240
6	12:19:59.065	1:03.643	20.467	23.942	19.234	91.802	81.938
7	12:21:02.134	1:03.069	20.298	23.873	18.898	91.802	82.139
8	12:22:04.954	1:02.820	20.190	23.619	19.011	92.435	82.849
9	12:23:11.436	1:06.482	22.039	25.284	19.159	91.552	82.240
10	12:24:14.293	1:02.857	20.230	23.420	19.207	91.303	
11	12:25:16.991	1:02.698			18.988	93.076	
12	12:26:20.017	1:03.026		23.378	19.472	92.308	
13	12:27:23.650	1:03.633	20.176	24.713	18.744	91.179	
14	12:28:25.728	1:02.078	19.966	23.341	18.771	92.690	
15	12:29:28.789	1:03.061	20.482	23.809	18.770	91.303	
16	12:30:32.535	1:03.746	20.334	24.599	18.813	89.596	
17	12:31:35.146	1:02.611	20.139	23.403	19.069	91.677	
18	12:32:39.053	1:03.907	21.141	23.593	19.173	91.055	
19	12:33:41.957	1:02.904	20.283	23.810	18.811	92.054	

(19) Richard MARSH

1	12:14:39.346			24.116	19.026	92.562	82.849
2	12:15:42.727	1:03.381	20.557	23.819	19.005	90.809	83.054
3	12:16:45.503	1:02.776	20.377	23.432	18.967	92.181	82.747
4	12:17:48.282	1:02.779	20.415	23.459	18.905	92.435	82.747
5	12:18:50.793	1:02.511	20.363	23.188	18.960	92.054	82.951
6	12:19:53.800	1:03.007	20.446	23.409	19.152	91.427	82.951
7	12:20:55.985	1:02.185	20.154	23.228	18.803	92.054	83.157
8	12:21:58.569	1:02.584	20.262	23.381	18.941	90.564	82.747
9	12:23:01.003	1:02.434			18.967	91.023	82.543
10	12:24:04.606	1:03.603			19.138	93.076	
11	12:25:08.152	1:03.546			19.017	90.442	
12	12:26:11.178	1:03.026			18.803	92.562	
13	12:27:14.299	1:03.121	20.955	23.245	18.921	92.181	
14	12:28:16.351	1:02.052	19.980	23.229	18.843	91.552	
15	12:29:18.215	1:01.864	20.057	23.030	18.777	92.435	
16	12:30:20.260	1:02.045	20.104	23.147	18.794	91.677	
17	12:31:22.773	1:02.513	20.279	23.458	18.776	91.677	
18	12:32:24.953	1:02.180	20.045	23.302	18.833	91.802	
19	12:33:27.699	1:02.746	20.050	23.319	19.377	88.884	
20	12:34:30.428	1:02.729	20.241	23.508	18.980	91.427	

(88) James COLE

1	12:14:40.131			24.498	19.201	90.932	81.343
2	12:15:43.435	1:03.304	20.251	23.828	19.225	91.802	80.755
3	12:16:46.004	1:02.569	20.038	23.496	19.035	92.308	81.441
4	12:17:48.924	1:02.920	20.218	23.544	19.158	92.435	81.739
5	12:18:51.246	1:02.322	19.959	23.264	19.099	92.308	82.039
6	12:19:54.296	1:03.050	20.265	23.507	19.278	92.181	82.341
7	12:20:56.797	1:02.501	19.972	23.561	18.968	91.677	82.039
8	12:21:59.184	1:02.387	19.847	23.601	18.939	91.179	82.039
9	12:23:01.617	1:02.433	20.049	23.501	18.883	92.054	81.938
10	12:24:04.454	1:02.837	19.836	23.900	19.101	91.552	
11	12:25:07.934	1:03.480	20.341	24.184	18.955	90.077	
12	12:26:11.058	1:03.124	20.615	23.683	18.826	91.427	
13	12:27:15.180	1:04.122	21.499	23.580	19.043	90.686	
14	12:28:17.508	1:02.328	19.990	23.411	18.927	91.928	
15	12:29:20.032	1:02.524	19.781	23.712	19.031	90.809	
16	12:30:23.034	1:03.002	20.195	23.803	19.004	91.055	
17	12:31:26.115	1:03.081	20.047	23.682	19.352	90.198	
18	12:32:29.430	1:03.315	20.140	23.698	19.477	90.932	
19	12:33:33.853	1:04.423	21.043	23.924	19.456	89.002	

(33) Patrick BOOTH

1	12:14:39.069			23.928	19.117	91.179	81.244
2	12:15:43.751	1:04.682	20.523	24.544	19.615	89.957	81.839
3	12:16:46.950	1:03.199	20.315	23.681	19.203	91.802	81.146
4	12:17:49.908	1:02.958	20.441	23.424	19.093	91.677	81.839
5	12:18:53.745	1:03.837	20.142	24.343	19.352	90.442	82.039
6	12:19:58.643	1:04.898	21.523	24.241	19.134	90.320	81.244
7	12:21:01.377	1:02.734	20.020	23.694	19.020	91.179	82.139
8	12:22:04.454	1:03.077	20.120	23.847	19.110	90.932	82.039
9	12:23:10.897	1:06.443	22.264	25.037	19.142	90.198	81.244
10	12:24:13.683	1:02.786	20.119	23.711	18.956	90.077	81.048
11	12:25:16.519	1:02.836	20.144	23.731	18.961	90.564	81.639
12	12:26:19.077	1:02.558	20.109	23.507	18.942	91.055	81.244
13	12:27:22.246	1:03.169	20.356	23.686	19.127	90.320	80.950
14	12:28:25.036	1:02.790	20.181	23.783	18.826	90.442	81.146
15	12:29:28.410	1:03.374	20.526	23.821	19.027	89.596	80.853
16	12:30:31.918	1:03.508	20.350	23.716	19.442	89.836	80.658
17	12:31:35.090	1:03.172	20.250	23.638	19.284	90.077	80.368
18	12:32:38.736	1:03.646	20.636	23.921	19.089	89.716	80.081
19	12:33:41.373	1:02.637	20.043	23.618	18.976	90.198	80.465

(37) Mike HARRIS

1	12:14:41.925			25.198	19.374	90.809	81.639
2	12:15:45.923	1:03.998	21.092	23.896	19.010	92.181	82.240

(77) Robin WALKER

1	12:14:41.498					24.843	19.419	88.068	79.890
2	12:15:45.407	1:03.909	20.547	23.944	19.418	90.442	80.081		
3	12:16:48.183	1:02.776	20.234	23.486	19.056	90.932	79.985		
4	12:17:50.487	1:02.304	20.128	23.320	18.856	92.308	81.244		
5	12:18:53.348	1:02.861	20.085	23.682	19.094	90.077	79.136		
6	12:19:56.605	1:03.257	20.572	23.485	19.200	90.077	77.402		
7	12:20:59.693	1:03.088	20.576	23.429	19.083	90.564	79.323		
8	12:22:03.248	1:03.555	20.308	23.930	19.317	86.702	80.272		
9	12:23:07.613	1:04.365	21.137	23.841	19.387	89.239	77.671		
10	12:24:11.383	1:03.770	20.560	23.706	19.504	89.596	79.230		
11	12:25:14.339	1:02.956	20.521	23.439	18.996	91.303	81.343		
12	12:26:17.360	1:03.021	20.547	23.432	19.042	92.054	80.853		
13	12:27:19.934	1:02.574	20.267	23.371	18.936	92.690			
14	12:28:22.140	1:02.206	19.852	23.466	18.888	92.947	80.853		
15	12:29:24.307	1:02.167	20.143	23.113	18.911	93.205			
16	12:30:26.262	1:01.955	19.985	23.367	18.603	92.308			
17	12:31:29.015	1:02.753	19.935	24.051	18.767	90.320	82.442		
18	12:32:33.080	1:04.065	20.743	24.499	18.823	92.308			
19	12:33:35.246	1:02.166	19.958	23.512	18.696	91.552	81.540		

(74) Ian BOULTON

1	12:14:42.750					25.555	19.358	92.435	82.645
2	12:15:47.174	1:04.424	21.165	24.311	18.948	90.198	82.442		
3	12:16:51.001	1:03.827	20.640	24.258	18.929	91.055	82.341		
4	12:17:54.488	1:03.487	20.722	23.852	18.913	91.802	82.747		
5	12:18:58.435	1:03.947	20.903	24.105	18.939	90.809	82.645		
6	12:20:02.251	1:03.816	20.749	24.149	18.918	90.564	81.739		
7	12:21:06.522	1:04.271	21.206	24.076	18.989	91.055	82.139		
8	12:22:10.214	1:03.692	20.453	24.301	18.938	90.564	82.645		
9	12:23:14.276	1:04.062	21.016	24.248	18.798	91.427	82.442		
10	12:24:18.477	1:04.201	20.778	24.390	19.033	89.596			
11	12:25:21.783	1:03.306	20.543	23.937	18.826	90.077			

Super Lap Scotland - Round 5

MG Trophy

Knockhill 1.267 miles

Stewart Robertson Memorial Trophy - Race 1

31/07/2016 12:05

Race (20 Laps) started at 12:13:29

Lap	Time of Day	Lap Tm	S1	S2	S3	S3Spd	SFSpd
14	12:28:40.530	1:04.594			19.957		
15	12:29:46.983	1:06.453			19.559	86.814	
16	12:30:51.928	1:04.945			19.520		
17	12:31:56.095	1:04.167			19.151		
18	12:33:00.448	1:04.353			19.251	88.183	
19	12:34:05.016	1:04.568	20.416	24.603	19.549		

Lap	Time of Day	Lap Tm	S1	S2	S3	S3Spd	SFSpd
6	12:20:30.220	1:09.093	22.173	26.487	20.433	83.467	75.914
7	12:21:41.481	1:11.261	22.137	28.448	20.676	86.257	77.491
8	12:22:50.148	1:08.667	22.229	26.354	20.084	85.162	75.742
9	12:23:59.195	1:09.047	22.057	26.531	20.459	82.849	77.491
10	12:25:09.027	1:09.832	22.124	26.711	20.997	85.054	76.607
11	12:26:16.933	1:07.906	21.424	26.413	20.069	82.849	75.828
12	12:27:27.250	1:10.317	22.958	26.150	21.209	85.596	74.481
13	12:28:36.939	1:09.689	21.977	27.311	20.401	86.814	73.664
14	12:29:48.339	1:11.400	21.927	28.234	21.239	80.658	75.148
15	12:30:57.907	1:09.568	23.258	26.120	20.190	85.162	75.914
16	12:32:06.902	1:08.995	22.211	26.832	19.952	81.146	76.432
17	12:33:16.383	1:09.481	22.585	26.677	20.219	84.518	75.233
18	12:34:25.461	1:09.078	22.200	26.759	20.119	84.306	75.487

(47) Alex FLOWER

1	12:14:44.010			25.954	19.716	88.884	80.272
2	12:15:49.664	1:05.654	21.430	24.837	19.387	90.077	81.343
3	12:16:55.185	1:05.521	21.070	25.179	19.272	89.358	80.561
4	12:18:00.814	1:05.629	21.045	25.193	19.391	89.358	80.561
5	12:19:06.121	1:05.307	20.895	25.246	19.166	88.068	80.465
6	12:20:11.635	1:05.514	20.855	25.501	19.158	88.416	80.755
7	12:21:16.774	1:05.139			19.187	88.068	80.561
8	12:22:21.760	1:04.986		25.088	19.223	89.002	80.658
9	12:23:27.315	1:05.555			19.173	88.767	80.368
10	12:24:33.550	1:06.235			19.696	89.477	
11	12:25:39.848	1:06.298			19.252	90.564	
12	12:26:45.553	1:05.705	20.994	25.360	19.351	88.416	
13	12:27:51.739	1:06.186	21.561	25.046	19.579	88.884	
14	12:28:57.675	1:05.936	21.506	25.084	19.346	89.477	
15	12:30:03.201	1:05.526	21.223	24.987	19.316	88.299	
16	12:31:10.688	1:07.487	21.676	26.090	19.721	87.040	
17	12:32:17.072	1:06.384	21.307	25.722	19.355	88.068	
18	12:33:22.949	1:05.877	21.049	25.426	19.402	89.477	
19	12:34:29.763	1:06.814	21.684	25.648	19.482	87.608	

(69) Paul LUTI

1	12:14:36.583			23.670	18.777	94.252	83.260
2	12:15:38.341	1:01.758	19.870	23.162	18.726	93.335	82.645
3	12:16:40.328	1:01.987	19.816	23.341	18.830	92.947	82.951
4	12:17:42.378	1:02.050	19.993	23.269	18.788	93.205	84.200
5	12:18:44.140	1:01.762	19.987	23.145	18.630	93.595	83.363
6	12:19:45.888	1:01.748	19.712	23.140	18.896	93.076	81.639
7	12:20:48.447	1:02.559	19.968	23.460	19.131	91.427	80.561
8	12:21:52.794	1:04.347	20.822	24.333	19.192	90.809	79.511

(27) Tim MARTIN

1	12:14:56.704			27.768	20.271	85.815	76.958
2	12:16:05.403	1:08.699	22.393	26.155	20.151	85.379	77.671
3	12:17:13.109	1:07.706	21.896	25.757	20.053	85.925	73.826
4	12:18:22.423	1:09.314	22.876	25.931	20.507	84.412	65.727
5	12:19:37.598	1:15.175	24.200	27.119	23.856	68.758	73.262
6	12:20:47.574	1:09.976	22.699	26.438	20.839	84.518	65.280
7	12:22:02.049	1:14.475	25.253	27.564	21.658	71.850	73.583
8	12:23:22.909	1:20.860	24.350	28.967	27.543	61.737	29.076

(1) John GIL

1	12:14:44.637			25.612	20.018	89.002	79.606
2	12:15:50.816	1:06.179	21.436	25.097	19.646	87.952	79.417
3	12:16:56.378	1:05.562	21.136	24.840	19.586	88.532	79.890
4	12:18:01.556	1:05.178	20.935	24.667	19.576	89.836	80.658
5	12:19:07.361	1:05.805	20.890	25.299	19.616	88.299	80.561
6	12:20:12.419	1:05.058	20.781	24.826	19.451	89.957	80.561
7	12:21:17.534	1:05.115	20.904	24.679	19.532	88.767	80.755
8	12:22:22.927	1:05.393	20.956	24.747	19.690	88.068	80.081
9	12:23:28.436	1:05.509	21.114	24.788	19.607	89.002	79.700
10	12:24:35.696	1:07.260	21.339	25.517	20.404	86.257	80.465
11	12:25:41.986	1:06.290	21.377	25.213	19.700	87.952	80.176
12	12:26:48.085	1:06.099	21.277	25.018	19.804	86.479	80.272
13	12:27:54.752	1:06.667	21.385	25.396	19.886	86.368	80.755
14	12:29:00.906	1:06.154	21.277	25.290	19.587	86.702	79.890
15	12:30:07.089	1:06.183	21.302	25.225	19.656	86.590	80.081
16	12:31:13.259	1:06.170	21.299	25.169	19.702	87.040	80.368
17	12:32:21.726	1:08.467	21.198	26.497	20.772	83.571	80.755
18	12:33:29.053	1:07.327	21.353	25.123	20.851	83.467	80.853

(21) Dave HEASMAN

1	12:14:46.049			26.394	20.584	86.702	75.914
2	12:15:53.225	1:07.176	21.520	25.790	19.866	85.487	76.432
3	12:16:59.781	1:06.556	21.340	25.228	19.988	85.379	77.761
4	12:18:06.463	1:06.682	21.194	25.470	20.018	84.839	76.870
5	12:19:13.824	1:07.361	21.469	25.730	20.162	84.732	76.958
6	12:20:20.885	1:07.061	21.583	25.232	20.246	83.885	77.761
7	12:21:28.164	1:07.279	21.385	25.462	20.432	86.927	75.914
8	12:22:35.645	1:07.481	21.481	25.708	20.292	83.054	76.345
9	12:23:44.705	1:09.060	22.314	25.659	21.087	79.985	75.148
10	12:24:56.676	1:11.971	22.084	29.053	20.834	79.985	73.422
11	12:26:05.710	1:09.034	22.372	26.187	20.475	83.989	75.064
12	12:27:14.577	1:08.867	22.090	25.857	20.920	80.176	75.914
13	12:28:23.419	1:08.842	21.750	25.683	21.409	81.441	74.152
14	12:29:34.034	1:10.615	22.875	26.530	21.210	71.089	73.907
15	12:30:43.247	1:09.213	22.293	25.750	21.170	83.989	75.233
16	12:31:50.706	1:07.459	21.623	25.556	20.280	83.363	74.981
17	12:32:58.468	1:07.762	21.888	25.943	19.931	84.732	76.607
18	12:34:05.109	1:06.641	21.408	25.153	20.080	85.925	75.064

(12) Martin WEBBER

1	12:14:46.403		26.559	26.751	20.030	83.157	78.397
2	12:15:54.741	1:08.338	22.168	25.992	20.178	85.815	78.214
3	12:17:03.583	1:08.842	21.919	26.744	20.179	85.054	75.064
4	12:18:12.631	1:09.048	22.299	26.522	20.227	83.363	77.047
5	12:19:21.127	1:08.496	22.016	26.807	19.673	84.732	77.224

Clerk of the Course.

Sig : Time :
 Chief Timekeeper : Ian Sharp (SMART Timing)

Results available at www.mylaps.com and www.smart-timing.co.uk

Orbits



Super Lap Scotland - Round 5

Lapchart

MG Trophy Knockhill 1.267 miles
Stewart Robertson Memorial Trophy - Race 1 31/07/2016 12:05
Race (20 Laps) started at 12:13:29

Competitors	Laps																			
	1	2	3	4	5	6	7	8	9	10	11	12	13	14	15	16	17	18	19	20
Colin ROBERTSON (87)	1	87	87	87	87	87	92	92	92	92	92	92	92	92	92	92	92	92	92	92
Graham ROSS (92)	2	92	92	92	92	92	87	87	87	87	87	87	87	87	87	87	87	87	87	87
Jason BURGESS (16)	3	16	16	16	16	16	16	16	16	16	16	16	16	16	16	16	16	16	16	16
Doug COLE (99)	4	99	99	99	99	99	99	99	99	99	99	99	99	99	99	99	99	99	99	99
Paul LUTI (69)	5	69	69	69	15	15	15	15	15	15	15	15	15	15	15	15	15	15	15	15
Lee SULLIVEN (68)	6	68	68	15	69	69	69	69	68	68	68	68	68	68	68	131	131	131	131	131
Rob PERKINS (15)	7	15	15	68	68	68	68	68	69	131	131	131	131	131	131	68	68	68	68	68
Fergus CAMPBELL (131)	8	131	131	131	131	131	131	131	19	88	88	88	19	19	19	19	19	19	19	19
Patrick BOOTH (33)	9	33	19	19	19	19	19	19	19	88	19	19	19	88	88	88	88	88	88	88
Richard MARSH (19)	10	19	88	88	88	88	88	88	77	77	77	77	77	77	77	77	77	77	77	77
James COLE (88)	11	88	33	33	33	77	77	77	77	33	33	33	33	33	33	33	33	33	33	33
Robin WALKER (77)	12	77	77	77	77	33	33	33	33	37	37	37	37	37	37	37	37	37	37	37
Mike HARRIS (37)	13	37	37	37	37	37	37	37	37	74	74	74	74	74	74	74	74	74	74	74
Will PAYNE (57)	14	57	74	74	74	74	74	74	74	57	57	57	57	57	57	57	57	57	57	57
Ian BOULTON (74)	15	74	57	57	57	57	57	57	57	47	47	47	47	47	47	47	47	47	47	47
Alex FLOWER (47)	16	47	47	47	47	47	47	47	47	1	1	1	1	1	1	1	1	1	1	1
John GIL (1)	17	1	1	1	1	1	1	1	1	21	21	21	21	21	21	21	21	21	21	21
Dave HEASMAN (21)	18	21	21	21	21	21	21	21	21	12	12	12	12	12	12	12	12	12	12	12
Martin WEBBER (12)	19	12	12	12	12	12	12	12	12	12	12	12	12	12	12	12	12	12	12	12
Tim MARTIN (27)	20	27	27	27	27	27	27	27	27	27	27	27	27	27	27	27	27	27	27	27

Margin of Victory	Avg. Speed	Best Lap Tm	Best Speed	Best Lap by
2.341	76.082	58.944	77.376	92 - Graham ROSS

Clerk of the Course. Orbits

Sig : Time :
 Chief Timekeeper : Ian Sharp (SMART Timing)
 Results available at www.mylaps.com and www.smart-timing.co.uk





ORGANISERS OF THE



Sprint No.	Name	Make	Timed 1 Intermediate	Flying Lap	Finish	Timed 2 Intermediate	Flying Lap	Finish	Best
715	Stewart R ROBB	Pilbeam MP88	42.65	44.67	87.32	41.82	43.62	85.44	85.44
1	Colin CALDER	Gould GR55	42.80	45.02	87.82	41.41	45.17	86.58	86.58
11	Heather CALDER	Gould GR55	42.77	44.65	87.42	42.49	44.46	86.95	86.95
15	Stewart ROBB	Pilbeam MP88	43.31	45.56	88.87	42.98	44.80	87.78	87.78
3	John GRAHAM	Gould RGR55B	45.00	47.56	92.56	44.70	46.94	91.64	91.64
14	Terry HOLMES	Lola Tegra Judd	45.65	47.47	93.12	45.36	47.96	93.32	93.12
5	Steve MILES	Van Diemen RF96	44.86	48.27	93.13	46.24	48.92	95.16	93.13
19	Matt CARTER	Radical PR6	48.00	51.51	99.51	48.18	51.34	99.52	99.51
12	Jim BELT	Juno TR400	48.15	52.09	100.24	47.96	52.03	99.99	99.99
714	Graham PORRETT	Lola Tegra T90	49.44	51.07	100.51	49.49	51.98	101.47	100.51
16	Nicholas ALGAR	DJ Firehawk	48.33	52.25	100.58	48.13	53.26	101.39	100.58
18	Louise CALDER	Jedi Mk1	49.09	52.07	101.16	49.36	51.83	101.19	101.16
13	Eric KILTIE	Caterham	58.57	62.68	121.25	59.13	64.20	123.33	121.25
17	Colin METCALFE	OMS 2000	101.31		NTR	53.90		NTR	NTR



Scottish Motorsports Automatic Race Timing



Super Lap Scotland - Round 5

Sorted on best lap time

Super Lap Scotland

Knockhill 1.267 miles

Qualifying - Group 1

31/07/2016 13:20

Practice (15:00 Time) started at 13:04:54

Pos	No.	Name	Make/Model	Class Code	Laps	Best Tm	Diff	Best Speed	2nd Best
1	21	Scott ROBSON	Lotus Elise	SLS-F	14	1:00.088		75.903	1:00.502
2	67	Marshall WISHART	Mazda RX8	SLS-F	13	1:00.932	0.844	74.851	1:00.990
3	81	Ian PITMAN	Subaru Impreza	SLS-F	11	1:01.179	1.091	74.549	1:01.291
4	93	Allister PHILLIPS	Honda Prelude Si VTEC	SLS-F	13	1:01.355	1.267	74.335	1:01.545
5	48	Robert JOBSON	Audi A3 3.2	SLS-F	12	1:01.643	1.555	73.988	1:01.862
6	41	Neil METHVEN	Renault Clio 182	SLS-F	8	1:01.908	1.820	73.671	1:02.393
7	27	Paul WILSON	Renault Clio Cup	SLS-F	10	1:02.181	2.093	73.348	1:02.579
8	54	Steven McNAB	Renault Clio	SLS-F	11	1:02.418	2.330	73.069	1:02.605
9	87	Andy TAYLOR	Volkswagon Golf Cup	SLS-E	10	1:02.608	2.520	72.848	1:03.411
10	38	Chris HISLOP	Renault Clio 197	SLS-F	13	1:02.825	2.737	72.596	1:02.904
11	50	Gavin EDGAR	Renault Clio Williams	SLS-F	13	1:03.648	3.560	71.657	1:03.987
12	53	Jamie GOUDIE	Mazda MX5	SLS-F	13	1:04.792	4.704	70.392	1:04.848
13	59	Simon McWILLIAM	Renault Clio 172 Cup	SLS-F	7	1:05.061	4.973	70.101	1:05.427
14	132	Suzanne BUIST	Mini Cooper S	SLS-F	8	1:06.453	6.365	68.633	1:07.731
15	39	Martin PALMER	MGF Trophy 160	SLS-F	10	1:15.887	15.799	60.100	1:16.268

Announcements

Car No.41 - Selected lap times disallowed - Exceeding track limits.

Clerk of the Course.

Sig : Time :

Chief Timekeeper : Ian Sharp (SMART Timing)

 Results available at www.mylaps.com and www.smart-timing.co.uk

Printed: 01/08/2016 18:32:17

Orbits



Super Lap Scotland - Round 5

Super Lap Scotland

Knockhill 1.267 miles

Qualifying - Group 1

31/07/2016 13:20

Practice (15:00 Time) started at 13:04:54

Lap	Time of Day	Lap Tm	S1	S2	S3	S3Spd	SFSpd	Lap	Time of Day	Lap Tm	S1	S2	S3	S3Spd	SFSpd
(21) Scott ROBSON								(41) Neil METHVEN							
1	13:06:31.177				23.627			1	13:07:14.342			35.679	29.137	38.903	
2	13:07:33.253	1:02.076			18.474			2	13:08:16.976	1:02.634	20.065	23.715	18.854	93.205	
3	13:08:35.066	1:01.813			18.412			3	13:09:19.369	1:02.393	20.045	23.670	18.678	93.465	
4	13:09:36.032	1:00.966			18.327			4	13:10:54.345	1:34.976	26.460	35.779	32.737	41.196	26.286
5	13:10:40.032	1:04.000			18.695			5	13:15:28.764	4:34.419	3:41.450	28.755	24.214	51.781	
6	13:11:40.735	1:00.703			18.168			6	13:16:30.981	1:02.217	19.951	23.387	18.879	93.595	83.260
7	13:12:44.670	1:03.935			18.468			7	13:17:32.889	1:01.908	19.946	23.269	18.693	94.252	
8	13:13:45.449	1:00.779			18.270			8	13:19:01.878	1:28.989	26.555	34.061	28.373	64.838	35.357
9	13:15:07.553	1:22.104	20.956	37.920	23.228	53.772		(27) Paul WILSON							
10	13:16:08.403	1:00.850			18.216			1	13:06:38.597			40.140	24.243	49.562	84.200
11	13:17:09.612	1:01.209			18.372			2	13:07:41.400	1:02.803	20.329	23.593	18.881	93.335	85.706
12	13:18:09.700	1:00.088			18.079			3	13:08:44.100	1:02.700	19.879	23.833	18.988	92.054	85.054
13	13:19:24.996	1:15.296			26.802			4	13:09:47.308	1:03.208	20.509	23.791	18.908	92.054	
14	13:20:25.498	1:00.502			18.230			5	13:10:49.489	1:02.181	20.031	23.317	18.833	92.308	
(67) Marshall WISHART								6	13:12:07.858	1:18.369		22.545	81.639	81.343	
1	13:06:34.741			39.231	25.613	46.313		7	13:13:12.712	1:04.854		24.314	18.928	92.054	85.270
2	13:07:37.572	1:02.831	20.772	23.167	18.892	92.690		8	13:14:19.501	1:06.789	22.302	25.378	19.109	90.442	84.625
3	13:08:38.822	1:01.250	19.518	23.053	18.679	93.205		9	13:15:22.080	1:02.579	20.209	23.476	18.894	92.054	85.054
4	13:09:40.054	1:01.232	19.547	23.100	18.585	92.818		10	13:16:32.103	1:10.023	20.174	25.653	24.196	67.108	35.620
5	13:10:41.490	1:01.436	19.674	23.063	18.699	94.120		(54) Steven McNAB							
6	13:11:42.480	1:00.990	19.641	22.943	18.406	94.651		1	13:08:18.543			28.458	23.560	65.856	
7	13:12:45.439	1:02.959	19.683	24.691	18.585	92.054		2	13:09:24.512	1:05.969	21.449	25.562	18.958	91.677	
8	13:13:46.609	1:01.170	19.782	22.890	18.498	94.385		3	13:10:27.304	1:02.792	20.377	23.627	18.788	92.435	
9	13:14:48.048	1:01.439	19.757	23.082	18.600	93.205		4	13:11:29.722	1:02.418	20.163	23.607	18.648	93.595	
10	13:15:48.980	1:00.932	19.605	22.874	18.453	94.518		5	13:12:32.355	1:02.633	19.996	23.658	18.979	93.335	
11	13:16:51.267	1:02.287	20.230	23.224	18.833	93.335		6	13:13:37.917	1:05.562	21.656	25.059	18.847	93.335	
12	13:17:53.064	1:01.797	19.839	22.721	19.237	94.651		7	13:14:40.522	1:02.605	20.142	23.811	18.652	93.988	
13	13:19:12.417	1:19.353	24.664	29.492	25.197	78.397		8	13:15:47.415	1:06.893	20.327	24.706	21.860	76.172	
(81) Ian PITMAN								9	13:16:57.882	1:10.467	24.680	26.590	19.197	88.532	
1	13:07:10.609			47.259	28.108	41.942		10	13:18:00.507	1:02.625	20.174	23.709	18.742	93.335	
2	13:08:12.226	1:01.617	20.224	22.949	18.444	96.005	88.068	11	13:19:17.845	1:17.338	22.163	29.249	25.926	69.758	
3	13:09:31.991	1:19.765	21.862	33.210	24.693	52.592		(87) Andy TAYLOR							
4	13:10:33.282	1:01.291	20.036	22.978	18.277	93.205		1	13:06:36.661			38.640	24.944	43.045	83.780
5	13:11:34.702	1:01.420	20.024	22.990	18.406	93.857		2	13:07:41.052	1:04.391	21.073	24.102	19.216	96.419	79.230
6	13:13:01.618	1:26.916	22.566	36.700	27.650	42.689	44.501	3	13:08:46.570	1:05.518	22.578	24.207	18.733	95.868	88.416
7	13:15:35.140	2:33.522	1:35.896	33.957	23.669	65.343		4	13:09:50.765	1:04.195	21.015	24.069	19.111	95.053	88.299
8	13:16:37.111	1:01.971	20.047	23.094	18.830	94.651		5	13:10:54.176	1:03.411	20.447	24.118	18.846	95.459	88.416
9	13:17:38.960	1:01.849	20.201	23.148	18.500	94.252		6	13:11:58.224	1:04.048	20.994	24.075	18.979	94.252	87.952
10	13:18:40.139	1:01.179	20.127	22.878	18.174	96.005		7	13:13:00.832	1:02.608	20.353	23.504	18.751	96.558	88.416
11	13:20:21.019	1:40.880	22.072	44.658	34.150	33.790	32.201	8	13:14:05.088	1:04.256	20.388	23.843	20.025	93.335	87.837
(93) Allister PHILLIPS								9	13:15:17.476	1:12.388	23.539	28.543	20.306	85.815	87.952
1	13:06:43.081			39.377	25.717	61.174	81.839	10	13:16:28.783	1:11.307	21.212	26.844	23.251	93.465	29.550
2	13:07:45.150	1:02.069	20.225	23.256	18.588	95.053	83.989	(38) Chris HISLOP							
3	13:08:58.608	1:13.458	20.046	30.311	23.101	38.568	84.518	1	13:06:47.526			35.885	25.751	40.257	
4	13:10:00.706	1:02.098	20.099	23.334	18.665	94.252	83.571	2	13:07:54.441	1:06.915	23.176	24.656	19.083	90.198	
5	13:11:11.475	1:10.769	23.706	27.557	19.506	89.596	84.732	3	13:09:06.594	1:12.153	20.915	29.458	21.780	62.484	
6	13:12:13.212	1:01.737	19.957	23.248	18.532	94.518	83.989	4	13:10:14.061	1:07.467	20.656	27.822	18.989	89.002	
7	13:13:14.856	1:01.644	19.856	23.243	18.545	94.518	84.412	5	13:11:20.022	1:05.961	21.101	25.925	18.935	89.716	
8	13:14:22.993	1:08.137	22.742	25.603	19.792	93.857	84.625	6	13:12:23.559	1:03.537	19.984	24.484	19.069	90.198	
9	13:15:24.538	1:01.545	19.886	23.152	18.507	94.651	84.306	7	13:13:27.095	1:03.536	20.288	24.291	18.957	90.686	
10	13:16:32.245	1:07.707	21.314	27.359	19.034	94.385	84.518	8	13:14:51.877	1:24.782	24.056	36.520	24.206	51.582	
11	13:17:44.178	1:11.933	25.456	26.992	19.485	92.818	84.839	9	13:16:00.743	1:08.866	24.053	25.714	19.099	90.809	
12	13:18:45.533	1:01.355	19.687	23.183	18.485	94.651	84.412	10	13:17:03.960	1:03.217	20.368	23.945	18.904	91.303	
13	13:19:53.494	1:07.961	21.697	26.111	20.153	93.076	60.349	11	13:18:06.785	1:02.825	20.178	23.817	18.830	91.427	
(48) Robert JOBSON								12	13:19:16.553	1:09.768	24.558	26.180	19.030	90.320	
1	13:06:51.066			36.199	27.208	42.100		13	13:20:19.457	1:02.904	20.275	23.763	18.866	91.677	
2	13:08:07.321	1:16.255	24.916	30.701	20.638	70.491		(50) Gavin EDGAR							
3	13:09:09.645	1:02.324	20.014	23.794	18.516	92.054		1	13:06:44.217			39.528	25.422	52.799	
4	13:10:11.507	1:01.862	19.760	23.583	18.519	93.726		2	13:07:48.869	1:04.652	20.952	24.388	19.312	91.303	
5	13:11:26.726	1:15.219	24.612	28.089	22.518	81.441		3	13:08:53.384	1:04.515	20.657	24.841	19.017	90.564	
6	13:13:36.229	2:09.503	1:20.418	28.722	20.363	75.317		4	13:09:57.476	1:04.092	20.718	24.288	19.086	91.179	
7	13:14:38.771	1:02.542	20.040	23.940	18.562	92.181		5	13:11:08.686	1:11.210	21.809	25.563	23.838	80.950	43.184
8	13:15:55.827	1:17.056			22.311	79.606		6	13:13:05.634	1:56.948	1:12.134	25.349	19.465	90.077	
9	13:17:19.715	1:23.888		26.332	23.297	73.583		7	13:14:10.398	1:04.764	20.865	24.879	19.020	90.686	
10	13:18:37.917	1:18.202	25.024	33.848	19.330	74.981		8	13:15:14.385	1:03.987	20.614	24.288	19.085	91.303	
11	13:19:40.090	1:02.173	19.932	23.627	18.614	93.335		9	13:16:18.759	1:04.374	21.099	24.200	19.075	91.552	
12	13:20:41.733	1:01.643	19.746	23.447	18.450	92.562		10	13:17:27.284	1:08.525	21.769	26.094	20.662	76.259	85.054
								11	13:18:30.932	1:03.648	20.368	24.145	19.135	91.928	

Clerk of the Course.

Sig : Time :

Chief Timekeeper : Ian Sharp (SMART Timing)

Results available at www.mylaps.com and www.smart-timing.co.uk

Printed: 01/08/2016 18:33:23



Super Lap Scotland - Round 5

Super Lap Scotland Knockhill 1.267 miles
Qualifying - Group 1 31/07/2016 13:20
Practice (15:00 Time) started at 13:04:54

Lap	Time of Day	Lap Tm	S1	S2	S3	S3Spd	SFSpd	Lap	Time of Day	Lap Tm	S1	S2	S3	S3Spd	SFSpd
-----	-------------	--------	----	----	----	-------	-------	-----	-------------	--------	----	----	----	-------	-------

(53) Jamie GOUDIE

1	13:06:46.035			39.491	26.169	46.700									
2	13:07:53.507	1:07.472	21.843	25.021	20.608	85.054									
3	13:09:01.708	1:08.201	23.373	24.697	20.131	85.379									
4	13:10:08.154	1:06.446	21.065	25.527	19.854	81.839									
5	13:11:13.658	1:05.504	21.011	24.210	20.283	85.379									
6	13:12:19.294	1:05.636	21.695	24.345	19.596	84.518									
7	13:13:24.086	1:04.792	21.206	24.079	19.507	84.732									
8	13:14:32.138	1:08.052	20.766	24.461	22.825	85.596									
9	13:15:42.628	1:10.490	21.653	27.698	21.139	83.054									
10	13:16:47.779	1:05.151	20.773	24.208	20.170	78.765									
11	13:17:52.627	1:04.848	20.753	24.181	19.914	84.518									
12	13:19:02.876	1:10.249	25.129	24.798	20.322	84.625									
13	13:20:08.237	1:05.361	21.287	24.139	19.935	85.815									

(59) Simon McWILLIAM

1	13:07:18.616			35.422	30.839	49.673									
2	13:08:29.462	1:10.846	24.134	26.615	20.097	88.416									
3	13:09:34.889	1:05.427	21.440	24.857	19.130	91.802									
4	13:10:47.858	1:12.969	21.394	26.325	25.250	43.833									
5	13:12:06.200	1:18.342	30.677	27.711	19.954	90.077									
6	13:13:11.261	1:05.061	21.136	24.828	19.097	91.179									
7	13:14:35.162	1:23.901	24.333	32.389	27.179	75.487	28.460								

(132) Suzanne BUIST

1	13:06:58.263			34.749	31.645	35.043									
2	13:08:09.478	1:11.215	22.799	27.240	21.176	82.139									
3	13:09:17.209	1:07.731	22.439	25.634	19.658	91.802									
4	13:10:35.839	1:18.630	23.759	30.134	24.737	84.732									
5	13:12:56.690	2:20.851	1:24.480	34.489	21.882	66.575									
6	13:14:04.585	1:07.895	22.623	25.372	19.900	94.651									
7	13:15:11.038	1:06.453	21.851	25.291	19.311	92.818									
8	13:16:39.206	1:28.168	25.341	36.742	26.085	55.830									

(39) Martin PALMER

1	13:07:22.758			36.079	32.129	34.879									
2	13:08:39.026	1:16.268	25.065	29.313	21.890	83.054									
3	13:10:10.612	1:31.586	28.932	40.294	22.360	79.511									
4	13:11:38.067	1:27.455	28.922	31.646	26.887	67.445									
5	13:13:05.890	1:27.823	32.251	30.835	24.737	65.280									
6	13:14:26.797	1:20.907	25.442	30.774	24.691	67.108									
7	13:15:42.684	1:15.887	25.315	28.740	21.832	81.540									
8	13:17:10.917	1:28.233	30.432	32.965	24.836	71.089									
9	13:18:29.131	1:18.214	25.770	30.184	22.260	77.941									
10	13:20:01.865	1:32.734	29.716	33.875	29.143	56.204									

Clerk of the Course. Orbits

Sig : Time :
 Chief Timekeeper : Ian Sharp (SMART Timing)
 Results available at www.mylaps.com and www.smart-timing.co.uk



Super Lap Scotland - Round 5

Sorted on best lap time

Super Lap Scotland Knockhill 1.267 miles
 Qualifying - Group 2 31/07/2016 13:40
 Practice (15:00 Time) started at 13:23:54

Pos	No.	Name	Make/Model	Class Code	Laps	Best Tm	Diff	Best Speed	2nd Best
1	44	Steven JEFFERIES	Mitsubishi Evo VI	SLS-D	11	58.221		78.337	58.504
2	25	Alastair MOWAT	BMW E46 M3	SLS-E	14	58.674	0.453	77.732	58.711
3	3	Fred WALTON	Subaru Prodrive Impreza	SLS-D	10	59.250	1.029	76.976	1:01.088
4	66	Marten BONNER	Fiat Abarth 500	SLS-D	14	1:00.083	1.862	75.909	1:00.642
5	15	Matt COLLINS	Porsche Cayman	SLS-E	13	1:00.108	1.887	75.877	1:00.349
6	49	Alan TAIT	Subaru Impreza	SLS-D	11	1:00.190	1.969	75.774	1:00.404
7	26	Kevin KENSETT	Peugeot 106	SLS-E	11	1:01.209	2.988	74.513	1:01.271
8	83	Fraser JAMIESON	Renault Clio 172 Ph1	SLS-E	10	1:01.256	3.035	74.455	1:01.268
9	43	Stuart BUCHAN	Renault Clio 172 Cup	SLS-E	12	1:01.405	3.184	74.275	1:01.797
10	13	Lewis SKENE	Renault Megane RS	SLS-E	14	1:01.545	3.324	74.106	1:01.818
11	64	Andrew CAMERON	Porsche 911 Carrera	SLS-E	7	1:01.614	3.393	74.023	1:02.272
12	16	Martin KELMAN	Renault Clio 172 Cup	SLS-E	13	1:02.486	4.265	72.990	1:02.489
13	42	Alex MILNE	Audi TTRS Plus	SLS-D	12	1:02.652	4.431	72.796	1:02.738
14	187	Nick COOK	Volkswagon Golf Cup	SLS-E	13	1:03.483	5.262	71.843	1:03.613
15	358	Stavros COSTA	Peugeot 205 GTI	SLS-E	13	1:03.777	5.556	71.512	1:04.038

Clerk of the Course. Orbits

Sig : Time :
 Chief Timekeeper : Ian Sharp (SMART Timing)
 Results available at www.mylaps.com and www.smart-timing.co.uk
 Printed: 01/08/2016 18:35:02



Super Lap Scotland - Round 5

Super Lap Scotland

Knockhill 1.267 miles

Qualifying - Group 2

31/07/2016 13:40

Practice (15:00 Time) started at 13:23:54

Lap	Time of Day	Lap Tm	S1	S2	S3	S3Spd	SFSpd	Lap	Time of Day	Lap Tm	S1	S2	S3	S3Spd	SFSpd
(44) Steven JEFFERIES															
1	13:25:10.536			28.346	19.983	78.857	93.595	1	13:25:54.319			36.284	28.499	50.193	
2	13:26:15.554	1:05.018	21.735	24.318	18.965	103.721		2	13:27:20.841	1:26.522	30.646	35.312	20.564	59.598	
3	13:27:14.058	58.504	18.965	22.474	17.065	109.474		3	13:28:21.245	1:00.404	19.890	23.295	17.219	104.204	
4	13:28:14.753	1:00.695	19.751	23.070	17.874	111.474	100.460	4	13:29:53.087	1:31.842	23.652	38.226	29.964	51.941	
5	13:29:16.336	1:01.583	21.134	23.357	17.092	110.556	101.218	5	13:31:24.736	1:31.649	35.083	35.799	20.767	51.701	
6	13:30:14.557	58.221	18.876	22.304	17.041	110.012		6	13:32:25.939	1:01.203	19.636	23.053	18.514	104.529	
7	13:31:14.455	59.898	19.177	22.985	17.736	106.015		7	13:33:57.059	1:31.120	25.623	36.551	28.946	47.594	
8	13:32:22.105	1:07.650	22.251	26.854	18.545	100.914		8	13:35:20.920	1:23.861	30.527	33.761	19.573	78.214	
9	13:33:21.141	59.036	19.087	22.548	17.401	106.520		9	13:36:21.110	1:00.190	19.760	23.202	17.228	104.204	
10	13:34:21.914	1:00.773	19.275	23.131	18.367	100.161		10	13:37:53.396	1:32.286	26.332	36.592	29.362	45.901	
11	13:35:37.299	1:15.385	20.797	28.872	25.716	72.706	35.696	11	13:39:24.689	1:31.293	32.700	34.043	24.550	82.543	
(25) Alastair MOWAT															
1	13:25:48.760			37.321	26.827	32.832	91.055	1	13:25:28.890			33.397	21.064	67.445	
2	13:26:47.808	59.048	18.995	22.529	17.524	104.856	91.928	2	13:26:32.890	1:04.000	20.323	24.834	18.843	93.205	
3	13:27:47.052	59.244	19.063	22.491	17.690	103.721	91.303	3	13:27:34.383	1:01.493	20.114	22.918	18.461	94.651	
4	13:28:45.795	58.743	19.049	22.225	17.469	103.242	91.303	4	13:28:35.654	1:01.271	19.919	23.007	18.345	95.053	
5	13:29:44.669	58.874	19.011	22.410	17.453	103.721	92.562	5	13:29:45.206	1:09.552	19.972	26.631	22.949	88.649	
6	13:30:43.380	58.711	18.784	22.198	17.729	103.721	92.435	6	13:32:54.764	3:09.558	2:26.802	23.979	18.777	93.465	
7	13:31:43.343	59.963	18.903	22.409	18.651	103.242	76.086	7	13:33:56.500	1:01.736	19.837	22.985	18.914	94.518	
8	13:33:07.261	1:23.918	28.527	32.722	22.669	68.338	93.465	8	13:34:58.365	1:01.865	20.067	23.296	18.502	92.947	
9	13:34:05.935	58.674	18.779	22.250	17.645	102.142	91.677	9	13:35:59.574	1:01.209	19.672	23.119	18.418	95.323	
10	13:35:18.251	1:12.316	19.220	33.935	19.161	72.549	92.562	10	13:37:01.330	1:01.756	19.616	23.228	18.912	93.988	84.839
11	13:36:17.062	58.811	18.745	22.413	17.653	103.561	91.802	11	13:38:09.863	1:08.533	20.853	23.838	23.842	92.818	
12	13:37:15.925	58.863	18.837	22.339	17.687	103.084	92.690								
13	13:38:37.720	1:21.795	21.069	34.049	26.677	53.218	68.060								
14	13:39:54.833	1:17.113	22.969	26.690	27.454	73.102	35.432								
(3) Fred WALTON															
1	13:25:36.891			32.516	24.067	59.282		1	13:25:22.674			31.856	20.990	65.792	
2	13:26:41.738	1:04.847	20.622	25.337	18.888	83.675		2	13:26:24.194	1:01.520	19.875	23.135	18.510	94.518	
3	13:27:44.959	1:03.221	21.609	23.916	17.696	106.015		3	13:27:26.085	1:01.891	19.730	23.719	18.442	94.252	
4	13:28:46.047	1:01.088	20.089	22.846	18.153	106.689		4	13:28:27.341	1:01.256	19.878	23.070	18.308	95.459	
5	13:29:59.365	1:13.318	22.205	29.569	21.544	54.871		5	13:29:39.733	1:12.392	20.768	26.680	24.944	70.270	
6	13:31:02.762	1:03.397	19.781	23.179	20.437	98.543		6	13:31:40.824	2:01.091	1:10.878	27.839	22.374	61.907	
7	13:32:33.044	1:30.282	29.257	27.802	33.223	62.310		7	13:32:42.570	1:01.746	19.885	23.598	18.263	95.053	
8	13:35:29.659	2:56.615	2:13.387	25.045	18.183	94.252		8	13:33:43.838	1:01.268	19.758	23.184	18.326	94.385	
9	13:36:28.909	59.250	19.667	22.558	17.025	108.413		9	13:34:45.378	1:01.540	19.750	23.500	18.290	94.919	
10	13:37:56.226	1:27.317	25.507	31.150	30.660	52.305		10	13:36:03.237	1:17.859	22.260	29.235	26.364	69.398	
(66) Marten BONNER															
1	13:25:25.937			30.538	22.960	70.270		1	13:25:19.136			31.510	20.041	83.571	89.239
2	13:26:34.616	1:08.679	22.451	26.262	19.966	86.702		2	13:26:20.933	1:01.797	20.177	23.196	18.424	94.518	88.416
3	13:27:36.658	1:02.042	20.213	23.558	18.271	97.117		3	13:27:23.326	1:02.393	20.308	23.506	18.579	95.459	88.532
4	13:28:37.981	1:01.323	19.744	23.243	18.336	96.697		4	13:28:35.289	1:11.963	22.929	28.220	20.814	92.818	49.271
5	13:29:38.064	1:00.083	19.497	22.639	17.947	97.682		5	13:30:44.435	2:09.146	1:12.597	33.935	22.614	58.918	88.884
6	13:30:38.706	1:00.642	19.479	23.037	18.126	97.117		6	13:31:45.840	1:01.405	20.018	23.140	18.247	96.143	88.649
7	13:31:39.633	1:00.927	19.383	23.041	18.503	100.310		7	13:32:47.816	1:01.976	20.044	23.410	18.522	96.143	88.767
8	13:32:45.582	1:05.949	20.714	26.219	19.016	93.595		8	13:34:03.792	1:15.976	23.182	32.684	20.110	85.925	89.358
9	13:33:46.670	1:01.088	19.385	23.045	18.658	98.979		9	13:35:06.058	1:02.266	20.085	23.568	18.613	95.459	88.884
10	13:34:53.375	1:06.705	22.101	25.819	18.785	96.558		10	13:36:24.288	1:18.230	21.967	32.341	23.922	56.775	88.416
11	13:35:54.303	1:00.928	19.591	22.982	18.355	98.979		11	13:37:26.498	1:02.210	20.304	23.419	18.487	96.005	88.183
12	13:36:55.725	1:01.422	19.467	22.933	19.022	96.836	84.732	12	13:38:45.730	1:19.232	22.201	28.859	28.172	63.249	38.325
13	13:37:57.218	1:01.493	20.078	23.032	18.383	96.697									
14	13:39:04.999	1:07.781	22.191	25.860	19.730	92.435									
(15) Matt COLLINS															
1	13:25:59.185			36.095	27.319	41.760		1	13:25:05.583			26.267	19.864	95.323	
2	13:27:00.349	1:01.164	20.062	23.087	18.015	103.084		2	13:26:08.866	1:03.283	21.032	23.735	18.516	96.281	
3	13:28:01.034	1:00.685	19.969	22.920	17.796	102.768	93.595	3	13:27:11.693	1:02.827	20.214	24.031	18.582	96.143	
4	13:29:02.072	1:01.038	19.882	23.012	18.144	103.084		4	13:28:14.325	1:02.632	20.191	23.488	18.953	96.836	
5	13:30:08.167	1:06.095	20.891	26.706	18.498	89.836		5	13:29:19.391	1:05.066	20.006	26.455	18.605	97.399	
6	13:31:08.892	1:00.725	19.746	23.084	17.895	103.402		6	13:30:20.936	1:01.545	19.857	23.430	18.258	97.117	
7	13:32:09.000	1:00.108	19.535	22.728	17.845	103.721	93.726	7	13:31:22.754	1:01.818	19.932	23.402	18.484	96.976	
8	13:33:28.247	1:19.247	22.559	30.809	25.879	61.907	59.704	8	13:32:25.350	1:02.596	19.903	23.714	18.979	96.836	
9	13:34:40.264	1:12.017	26.696	26.206	19.115	97.257		9	13:33:28.122	1:02.772	20.646	23.732	18.394	97.967	
10	13:35:40.613	1:00.349	19.624	22.881	17.844	103.561		10	13:34:30.317	1:02.195	20.084	23.573	18.538	96.143	
11	13:36:51.299	1:10.686	19.709	28.379	22.598	64.156	92.818	11	13:35:32.689	1:02.372	20.063	23.908	18.401	97.399	
12	13:37:52.065	1:00.766	19.836	22.829	18.101	103.721		12	13:36:43.686	1:10.997	21.765	26.504	22.728	59.598	77.135
13	13:38:54.744	1:02.679	21.156	23.554	17.969	103.402		13	13:37:54.589	1:10.903	21.131	25.310	24.462	81.244	
								14	13:39:06.131	1:11.542	27.055	25.636	18.851	96.697	
(49) Alan TAIT															
								1	13:25:14.548			29.082			



Super Lap Scotland - Round 5

Super Lap Scotland Knockhill 1.267 miles

Qualifying - Group 2 31/07/2016 13:40

Practice (15:00 Time) started at 13:23:54

Lap	Time of Day	Lap Tm	S1	S2	S3	S3Spd	SFSpd	Lap	Time of Day	Lap Tm	S1	S2	S3	S3Spd	SFSpd
-----	-------------	--------	----	----	----	-------	-------	-----	-------------	--------	----	----	----	-------	-------

(16) Martin KELMAN

1	13:25:31.279			32.201	21.733	61.793	
2	13:26:36.903	1:05.624	20.475	24.113	21.036	93.857	
3	13:27:51.178	1:14.275	28.321	26.773	19.181	92.690	
4	13:28:53.999	1:02.821	20.215	23.904	18.702	93.205	
5	13:29:57.368	1:03.369	20.221	23.882	19.266	92.818	
6	13:31:00.221	1:02.853	20.254	23.786	18.813	93.726	
7	13:32:02.902	1:02.681	20.128	23.732	18.821	92.947	
8	13:33:22.561	1:19.659	22.825	30.931	25.903	60.403	
9	13:34:35.110	1:12.549	22.583	28.713	21.253	73.102	
10	13:35:37.682	1:02.572	20.140	23.758	18.674	93.726	
11	13:36:40.171	1:02.489	20.092	23.669	18.728	92.818	
12	13:37:42.657	1:02.486	20.084	23.688	18.714	93.465	
13	13:39:27.573	1:44.916	36.198	40.617	28.101	52.551	

(42) Alex MILNE

1	13:25:33.081			31.974	22.444	67.041	
2	13:26:44.473	1:11.392	22.961	27.671	20.760	86.146	
3	13:28:02.349	1:17.876	23.349	29.038	25.489	86.035	68.687
4	13:29:05.876	1:03.527	21.528	23.789	18.210	106.520	
5	13:30:08.979	1:03.103	20.566	24.205	18.332	100.011	
6	13:31:12.920	1:03.941	20.902	24.816	18.223	102.926	
7	13:32:35.920	1:23.000	22.911	36.250	23.839	78.672	
8	13:33:51.610	1:15.690	27.617	28.613	19.460	97.682	
9	13:34:54.262	1:02.652	20.549	23.917	18.186	106.015	
10	13:36:07.363	1:13.101	23.635	28.627	20.839	90.320	
11	13:37:10.101	1:02.738	20.328	24.077	18.333	105.681	96.697
12	13:38:31.417	1:21.316	21.762	32.003	27.551	62.894	37.680

(187) Nick COOK

1	13:26:02.856			36.925	28.373	43.295	
2	13:27:08.234	1:05.378	21.764	24.319	19.295	93.595	
3	13:28:13.735	1:05.501	21.675	24.619	19.207	93.465	
4	13:29:22.493	1:08.758	24.213	25.200	19.345	93.335	
5	13:30:26.791	1:04.298	21.355	23.773	19.170	95.731	
6	13:31:31.369	1:04.578	21.154	24.275	19.149	93.076	
7	13:32:34.982	1:03.613	20.917	23.727	18.969	93.595	
8	13:33:38.465	1:03.483	20.872	23.854	18.757	96.419	
9	13:34:43.620	1:05.155	20.558	24.955	19.642	92.181	
10	13:35:47.998	1:04.378	21.241	24.110	19.027	95.731	
11	13:37:14.004	1:26.006	26.100	34.739	25.167	42.771	86.368
12	13:38:19.033	1:05.029	21.131	24.034	19.864	95.595	
13	13:39:35.115	1:16.082	24.208	26.956	24.918	78.214	35.639

(358) Stavros COSTA

1	13:25:41.570			33.440	21.902	66.246	
2	13:26:46.391	1:04.821	20.763	24.556	19.502	90.809	
3	13:27:53.948	1:07.557	22.579	25.929	19.049	92.562	
4	13:28:58.316	1:04.368	20.738	24.786	18.844	91.552	
5	13:30:02.648	1:04.332	20.921	24.237	19.174	93.335	
6	13:31:06.701	1:04.053	20.674	24.410	18.969	92.690	
7	13:32:10.478	1:03.777	20.505	24.401	18.871	93.205	
8	13:33:15.115	1:04.637	20.632	25.031	18.974	92.181	
9	13:34:19.688	1:04.573	20.677	24.675	19.221	90.686	
10	13:35:23.726	1:04.038	20.429	24.626	18.983	92.947	
11	13:36:28.000	1:04.274	20.334	24.694	19.246	91.677	
12	13:37:47.578	1:19.578	26.994	31.173	21.411	69.183	
13	13:38:58.251	1:10.673	22.941	28.786	18.946	92.562	

Clerk of the Course. Orbits

Sig : Time :
 Chief Timekeeper : Ian Sharp (SMART Timing)
 Results available at www.mylaps.com and www.smart-timing.co.uk



Super Lap Scotland - Round 5
Sorted on best lap time

Super Lap Scotland

Knockhill 1.267 miles

Qualifying - Group 3

31/07/2016 14:00

Practice (15:00 Time) started at 13:41:30

Pos	No.	Name	Make/Model	Class Code	Laps	Best Tm	Diff	Best Speed	2nd Best
1	55	Fiona KINDNESS	Subaru Impreza STi Type R	SLS-B	10	55.050		82.849	55.179
2	34	Blair McCONACHIE	Caterham Superlight R	SLS-C	10	55.401	0.351	82.324	55.701
3	56	Adam KINDNESS	Subaru Impreza STi Type R	SLS-B	8	55.446	0.396	82.257	55.738
4	46	George RIGBY	Subaru Impreza Spec-C	SLS-C	13	55.871	0.821	81.632	56.373
5	76	Robbie WYPER	Mitsubishi Evo 8	SLS-C	13	57.352	2.302	79.524	57.803
6	131	Keith COWIE	Seat Leon Supercopa	SLS-D	11	57.390	2.340	79.471	57.422
7	63	Martyn HENRY	Vauxhall Astra VXR	SLS-C	12	57.513	2.463	79.301	57.845
8	100	Paul TOUGH	BMW M3	SLS-D	13	58.089	3.039	78.515	58.370
9	103	Stuart ROBERTSON	Renault Clio	SLS-D	7	59.618	4.568	76.501	1:00.094
10	5	Paul TOMLINSON	Subaru Impreza	SLS-D	11	59.774	4.724	76.301	1:00.565
11	89	Steven EYRE	Subaru Impreza STi	SLS-C	13	1:00.070	5.020	75.925	1:00.564
12	78	David RYBOWSKI	Subaru Impreza WRX	SLS-D	5	1:01.868	6.818	73.719	1:09.310
13	40	Scott WALKER	Subaru Impreza	SLS-C	13	1:02.975	7.925	72.423	1:03.100

Clerk of the Course.

Orbits

Sig : Time :

Chief Timekeeper : Ian Sharp (SMART Timing)

 Results available at www.mylaps.com and www.smart-timing.co.uk

Printed: 01/08/2016 18:38:25



Super Lap Scotland - Round 5

Super Lap Scotland

Knockhill 1.267 miles

Qualifying - Group 3

31/07/2016 14:00

Practice (15:00 Time) started at 13:41:30

Lap	Time of Day	Lap Tm	S1	S2	S3	S3Spd	SFSpd
(55) Fiona KINDNESS							
1	13:42:57.752			33.133	21.168	56.346	
2	13:43:53.748	55.996	18.657	20.889	16.450	112.597	
3	13:44:48.927	55.179	18.440	20.484	16.255	115.504	
4	13:46:16.200	1:27.273	24.699	36.739	25.835	52.799	
5	13:47:40.922	1:24.722	34.621	29.765	20.336	79.890	
6	13:48:36.393	55.471	18.487	20.699	16.285	115.305	
7	13:49:59.964	1:23.571	23.044	35.262	25.265	59.704	
8	13:51:21.075	1:21.111	30.668	31.848	18.595	88.649	
9	13:52:16.125	55.050	18.197	20.682	16.171	116.304	
10	13:53:43.698	1:27.573	25.085	34.549	27.939	63.790	30.490
(34) Blair McCONACHIE							
1	13:43:37.164			40.125	31.960	44.179	
2	13:44:38.650	1:01.486	18.345	24.268	18.873	87.722	
3	13:45:34.351	55.701	17.863	21.355	16.483	108.941	
4	13:46:30.244	55.893	17.941	21.070	16.882	109.118	
5	13:47:47.563	1:17.319	22.508	29.461	25.350	80.465	
6	13:50:05.749	2:18.186	1:36.964	23.139	18.083	84.412	
7	13:51:07.825	1:02.076	17.979	25.425	18.672	93.205	
8	13:52:03.226	55.401	17.766	21.069	16.566	108.413	
9	13:52:59.060	55.834	18.055	21.264	16.515	109.296	
10	13:54:17.477	1:18.417	22.991	28.150	27.276	65.027	
(56) Adam KINDNESS							
1	13:42:59.250			32.911	21.627	66.312	
2	13:44:12.182	1:12.932	19.996	31.564	21.372	55.051	
3	13:45:07.920	55.738	18.469	20.936	16.333	115.107	
4	13:46:25.337	1:17.417	21.093	32.002	24.322	47.226	
5	13:47:39.971	1:14.634	26.381	28.959	19.294	82.341	
6	13:48:49.850	1:09.879	18.022	30.040	21.817	51.981	
7	13:49:45.296	55.446	17.834	20.941	16.671	115.903	
8	13:50:57.368	1:12.072	21.812	26.332	23.928	79.230	37.743
(46) George RIGBY							
1	13:43:00.530			32.996	21.092	61.793	
2	13:43:57.215	56.685	18.450	21.818	16.417	114.129	
3	13:44:53.965	56.750	18.704	21.848	16.198	115.305	
4	13:46:13.481	1:19.516	22.799	36.356	20.361	58.558	
5	13:47:29.460	1:15.979	18.581	32.744	24.654	61.737	
6	13:48:51.983	1:22.523	27.046	32.815	22.662	49.857	
7	13:49:47.854	55.871	18.284	21.461	16.126	115.903	
8	13:51:02.256	1:14.402	23.420	31.659	19.323	73.989	108.064
9	13:51:58.700	56.444	18.461	21.839	16.144	116.103	
10	13:53:16.700	1:18.000	22.981	30.961	24.058	72.470	
11	13:54:42.002	1:25.302	26.903	35.512	22.887	53.858	
12	13:55:49.167	1:07.165	24.242	25.692	17.231	102.768	
13	13:56:45.540	56.373	18.476	21.408	16.489	115.305	
(76) Robbie WYPER							
1	13:43:10.384			35.802	24.145	54.648	
2	13:44:09.461	59.077	19.226	22.287	17.564	111.660	
3	13:45:07.755	58.294	18.979	22.028	17.287	112.597	
4	13:46:32.694	1:24.939	25.706	33.527	25.706	57.504	
5	13:47:56.231	1:23.537	26.130	35.176	22.231	68.758	
6	13:48:54.883	58.652	18.733	22.054	17.865	112.597	
7	13:49:52.967	58.084	18.866	22.224	16.994	111.846	
8	13:51:20.797	1:27.830	25.282	36.530	26.018	56.727	
9	13:52:43.952	1:23.155	27.974	34.961	20.220	88.183	
10	13:53:41.755	57.803	18.606	22.388	16.809	111.474	
11	13:55:07.776	1:26.021	23.713	36.520	25.788	63.549	
12	13:56:22.787	1:15.011	24.544	30.878	19.589	90.320	
13	13:57:20.139	57.352	18.558	22.247	16.547	112.033	
(131) Keith COWIE							
1	13:43:07.360			35.076	24.387	52.758	
2	13:44:08.488	1:01.128	20.623	23.115	17.390	108.238	
3	13:45:06.281	57.793	18.799	21.963	17.031	109.296	
4	13:46:03.703	57.422	18.616	21.903	16.903	109.296	
5	13:47:11.885	1:08.182	20.646	24.519	23.017	103.242	34.082
6	13:50:41.266	3:29.381	2:44.116	25.570	19.695	89.477	101.066
7	13:51:38.881	57.615	18.611	21.870	17.134	108.588	
8	13:52:36.271	57.390	18.725	21.612	17.053	108.064	

Lap	Time of Day	Lap Tm	S1	S2	S3	S3Spd	SFSpd
9	13:53:47.573	1:11.302	21.030	28.303	21.969	55.599	
10	13:54:56.206	1:08.633	22.070	25.150	21.413	86.257	
11	13:56:02.954	1:06.748	19.178	25.929	21.641	99.272	36.255
(63) Martyn HENRY							
1	13:45:13.357			30.364	18.533	95.053	
2	13:46:16.292	1:02.935	20.653	24.434	17.848	103.084	
3	13:47:14.486	58.194	18.841	21.817	17.536	105.681	
4	13:48:12.571	58.085	18.583	21.904	17.598	103.882	
5	13:49:10.487	57.916	18.635	21.757	17.524	105.515	
6	13:50:08.804	58.317	18.692	22.022	17.603	104.856	
7	13:51:31.292	1:22.488	27.729	32.343	22.416	64.095	
8	13:52:29.231	57.939	18.666	21.870	17.403	105.681	
9	13:53:26.744	57.513	18.697	21.551	17.265	105.681	
10	13:54:34.234	1:07.490	21.766	26.370	19.354	74.234	
11	13:55:32.079	57.845	18.611	21.721	17.513	106.351	
12	13:56:57.332	1:25.253	22.897	30.874	31.482	65.535	
(100) Paul TOUGH							
1	13:43:29.256			38.928	26.961	42.716	82.543
2	13:44:31.668	1:02.412	21.361	23.494	17.557	104.856	97.540
3	13:45:30.038	58.370	18.924	22.233	17.213	107.717	96.558
4	13:46:28.127	58.089	18.501	22.152	17.436	107.717	96.005
5	13:47:32.853	1:04.726	19.356	22.949	22.421	81.441	62.776
6	13:48:58.347	1:25.494	28.648	29.270	27.576	57.554	88.183
7	13:50:11.100	1:12.753	22.431	30.681	19.641	54.961	96.419
8	13:51:10.600	59.500	19.209	22.909	17.382	107.372	96.558
9	13:52:09.133	58.533	18.829	22.392	17.312	107.544	95.868
10	13:53:22.554	1:13.421	21.029	27.012	25.380	75.572	55.097
11	13:54:40.214	1:17.660	27.275	26.616	23.769	86.257	55.461
12	13:56:00.749	1:20.535	30.037	31.379	19.119	75.828	97.257
13	13:56:59.788	59.039	19.161	22.587	17.291	107.372	96.697
(103) Stuart ROBERTSON							
1	13:43:20.120			36.832	28.334	54.250	
2	13:44:20.269	1:00.149	19.535	22.811	17.803	101.371	
3	13:45:19.887	59.618	18.987	22.688	17.943	101.678	
4	13:46:19.981	1:00.094	19.411	22.762	17.921	101.066	
5	13:47:37.187	1:17.206	20.568	31.321	25.317	73.102	31.476
6	13:50:05.618	2:28.431	1:45.274	23.165	19.992	98.111	
7	13:51:31.439	1:25.821	29.727	29.653	26.441	69.183	33.453
(5) Paul TOMLINSON							
1	13:43:23.623			38.883	27.663	46.765	71.850
2	13:44:42.029	1:18.406	27.472	29.767	21.167	73.182	
3	13:45:42.889	1:00.860	19.775	23.252	17.833	103.402	
4	13:46:43.485	1:00.596	19.850	23.064	17.682	102.454	
5	13:47:44.356	1:00.871	19.558	23.118	18.195	101.371	
6	13:49:08.855	1:24.499	23.547	35.524	25.428	77.581	29.680
7	13:51:24.555	2:15.700	1:29.246	27.210	19.244	92.435	
8	13:52:24.329	59.774	19.454	22.821	17.499	102.298	
9	13:53:24.894	1:00.565	19.690	23.118	17.757	101.987	
10	13:54:46.876	1:21.982	23.361	32.704	25.917	58.456	
11	13:56:11.135	1:24.259	26.342	32.441	25.476	73.664	33.074



Super Lap Scotland - Round 5

Super Lap Scotland Knockhill 1.267 miles
 Qualifying - Group 3 31/07/2016 14:00
 Practice (15:00 Time) started at 13:41:30

Lap	Time of Day	Lap Tm	S1	S2	S3	S3Spd	SFSpd	Lap	Time of Day	Lap Tm	S1	S2	S3	S3Spd	SFSpd
4	13:48:17.986	2:29.553	1:33.844	32.940	22.769	49.820									
5	13:49:27.296	1:09.310	19.909	24.036	25.365	89.002									
(40) Scott WALKER															
1	13:43:12.195			36.987	22.830	63.249									
2	13:44:15.823	1:03.628	20.577	24.471	18.580	104.043									
3	13:45:18.798	1:02.975	20.457	24.256	18.262	105.020									
4	13:46:33.236	1:14.438	24.102	28.242	22.094	61.007									
5	13:47:51.266	1:18.030	20.613	33.862	23.555	63.309									
6	13:48:54.796	1:03.530	20.266	24.293	18.971	103.242									
7	13:50:01.388	1:06.592	22.050	25.690	18.852	90.686									
8	13:51:10.008	1:08.620	20.276	26.677	21.667	95.188									
9	13:52:20.857	1:10.849	23.379	27.724	19.746	78.950									
10	13:53:23.957	1:03.100	20.255	24.166	18.679	103.402									
11	13:54:47.384	1:23.427	27.487	32.099	23.841	55.970									
12	13:55:51.388	1:04.004	21.048	24.743	18.213	104.692									
13	13:56:54.848	1:03.460	20.174	24.610	18.676	102.611									

Clerk of the Course. Orbits

Sig : Time :
 Chief Timekeeper : Ian Sharp (SMART Timing)
 Results available at www.mylaps.com and www.smart-timing.co.uk



Super Lap Scotland - Round 5

Sorted on best lap time

Super Lap Scotland

Knockhill 1.267 miles

Qualifying - Group 4

31/07/2016 14:20

Practice (15:00 Time) started at 14:01:24

Pos	No.	Name	Make/Model	Class Code	Laps	Best Tm	Diff	Best Speed	2nd Best
1	62	Paul RANKIN	Subaru Impreza RB320	SLS-P	4	52.257		87.277	1:08.991
2	88	Andrew BARBOUR	Subaru Legacy GL	SLS-P	12	52.702	0.445	86.540	52.802
3	79	Eric HOLMES	Mitsubishi Evo	SLS-P	7	54.091	1.834	84.318	55.420
4	2	Steven DARLEY	Subaru Legacy GL	SLS-P	9	54.763	2.506	83.283	55.189
5	7	David LONG	Caterham R400	SLS-B	14	55.316	3.059	82.451	55.385
6	29	Archie BAIN	Subaru Impreza Type RA	SLS-A	12	55.856	3.599	81.654	56.757
7	65	Sam ELASSAR	McLaren 650LT	SLS-A	15	57.224	4.967	79.702	57.443
8	99	Andy GORDON	Lotus 211	SLS-B	13	57.292	5.035	79.607	57.314
9	37	Steven HUNTER	Mitsubishi Evo 7	SLS-P	14	57.393	5.136	79.467	57.480
10	32	John STEVENSON	Subaru Impreza	SLS-A	3	1:04.374	12.117	70.849	1:05.721

Clerk of the Course.

Orbits

Sig : Time :

Chief Timekeeper : Ian Sharp (SMART Timing)

Results available at www.mylaps.com and www.smart-timing.co.uk

Printed: 01/08/2016 18:41:28





Super Lap Scotland - Round 5

Super Lap Scotland

Knockhill 1.267 miles

Qualifying - Group 4

31/07/2016 14:20

Practice (15:00 Time) started at 14:01:24

Lap	Time of Day	Lap Tm	S1	S2	S3	S3Spd	SFSpd
(62) Paul RANKIN							
1	14:02:42.343			32.408	20.199	67.649	
2	14:03:51.334	1:08.991	23.299	29.185	16.507	103.084	
3	14:04:43.591	52.257	17.450	19.950	14.857	133.680	
4	14:05:59.741	1:16.150	20.944	30.742	24.464	79.323	33.689

Lap	Time of Day	Lap Tm	S1	S2	S3	S3Spd	SFSpd
(88) Andrew BARBOUR							
1	14:03:11.026			39.009	20.030	43.239	
2	14:04:04.188	53.162	17.542	19.969	15.651	127.581	
3	14:04:56.890	52.702	17.289	19.932	15.481	128.559	
4	14:06:25.906	1:29.016	22.459	36.781	29.776	56.919	
5	14:10:03.702	3:37.796	2:48.937	26.869	21.990	75.742	
6	14:11:08.719	1:05.017	22.804	25.958	16.255	105.848	
7	14:12:01.686	52.967	17.470	20.063	15.434	128.559	
8	14:12:54.488	52.802	17.791	19.853	15.158	130.814	
9	14:14:00.175	1:05.687	20.727	26.784	18.176	78.672	
10	14:14:53.242	53.067	17.429	20.005	15.633		
11	14:15:46.244	53.002	17.708	19.830	15.464	129.551	
12	14:17:11.146	1:24.902	23.334	33.648	27.920	60.025	

Lap	Time of Day	Lap Tm	S1	S2	S3	S3Spd	SFSpd
(79) Eric HOLMES							
1	14:02:43.903			29.361	20.587	70.343	
2	14:03:58.165	1:14.262	22.968	30.618	20.676	65.407	126.857
3	14:04:52.256	54.091	17.636	20.629	15.826	130.560	
4	14:06:11.914	1:19.658	21.099	32.166	26.393	58.001	35.469
5	14:09:06.821	2:54.907	2:04.718	29.978	20.211	72.159	124.044
6	14:10:02.241	55.420	17.611	21.218	16.591	130.814	117.116
7	14:11:07.020	1:04.779	18.229	22.236	24.314	105.349	27.436

Lap	Time of Day	Lap Tm	S1	S2	S3	S3Spd	SFSpd
(2) Steven DARLEY							
1	14:03:16.747			38.356	24.488	43.045	
2	14:04:18.903	1:02.156	19.911	23.062	19.183	74.647	
3	14:05:14.092	55.189			16.881	118.147	
4	14:06:10.433	56.341		20.793	16.889	113.742	
5	14:07:28.425	1:17.992	19.213	35.218	23.561	55.415	
6	14:08:42.901	1:14.476	24.216	28.443	21.817	52.551	
7	14:09:37.664	54.763	17.909	20.667	16.187	116.103	108.941
8	14:10:33.019	55.355	18.303	20.848	16.204	113.742	
9	14:11:54.179	1:21.160	21.568	32.622	26.970	55.876	30.517

Lap	Time of Day	Lap Tm	S1	S2	S3	S3Spd	SFSpd
(7) David LONG							
1	14:02:35.693			29.525	18.254	79.985	110.922
2	14:03:31.567	55.874	18.337	21.321	16.216	114.323	112.033
3	14:04:27.249	55.682	18.136	21.272	16.274	115.703	109.296
4	14:05:22.565	55.316	17.837	21.312	16.167	115.504	111.105
5	14:06:18.494	55.929	18.095	21.370	16.464	113.742	110.922
6	14:07:35.104	1:16.610	21.149	31.002	24.459	59.282	66.707
7	14:08:49.147	1:14.043	23.308	30.375	20.360	65.343	112.597
8	14:09:45.454	56.307	18.102	21.749	16.456	113.742	109.832
9	14:10:41.015	55.561	18.214	21.217	16.130	114.714	
10	14:11:57.416	1:16.401	19.901	30.495	26.005	56.298	64.156
11	14:13:10.355	1:12.939	26.087	28.914	17.938	71.467	110.922
12	14:14:05.776	55.421	17.814	21.331	16.276	115.107	111.474
13	14:15:01.161	55.385	17.972	21.204	16.209	112.976	111.105
14	14:16:19.356	1:18.195	19.790	31.271	27.134	66.707	35.867

Lap	Time of Day	Lap Tm	S1	S2	S3	S3Spd	SFSpd
(29) Archie BAIN							
1	14:03:01.170			32.367	20.058	89.716	
2	14:04:15.306	1:14.136	20.387	35.004	18.745	62.426	106.859
3	14:05:12.717	57.411	19.051	22.297	16.063	122.459	
4	14:06:17.598	1:04.881	20.568	27.111	17.202	101.987	
5	14:07:14.562	56.964	18.933	21.866	16.165	122.014	
6	14:08:27.628	1:13.066	21.249	27.748	24.069	83.260	
7	14:11:01.048	2:33.420	1:42.683	29.741	20.996	70.714	
8	14:11:57.805	56.757	18.777	22.037	15.943	121.792	
9	14:12:53.661	55.856	18.535	21.569	15.752	122.236	
10	14:14:20.223	1:26.562	27.560	38.436	20.566	64.589	
11	14:15:32.346	1:12.123	18.949	32.032	21.142	57.406	110.922
12	14:16:29.266	56.920	18.810	22.156	15.954	122.236	111.105

Lap	Time of Day	Lap Tm	S1	S2	S3	S3Spd	SFSpd
(65) Sam ELASSAR							
1	14:02:55.509			31.217	21.645	75.317	
2	14:04:03.693	1:08.184	21.876	27.771	18.537	86.479	95.595

Lap	Time of Day	Lap Tm	S1	S2	S3	S3Spd	SFSpd
3	14:05:05.772	1:02.079	23.096	22.581	16.402	126.142	
4	14:06:03.215	57.443	18.814	22.500	16.129	125.435	
5	14:07:02.388	59.173	19.028	23.301	16.844	122.236	
6	14:08:00.702	58.314	19.226	22.609	16.479	122.683	117.526
7	14:08:58.266	57.564	19.018	22.174	16.372	124.968	
8	14:09:56.147	57.881	19.085	22.398	16.398	125.670	116.709
9	14:10:53.900	57.753	18.770	22.573	16.410	124.968	
10	14:11:51.874	57.974	19.031	22.421	16.522	118.356	118.356
11	14:12:49.098	57.224	18.643	22.299	16.282	125.670	
12	14:14:07.753	1:18.655	23.741	33.268	21.646	78.032	
13	14:15:05.493	57.740	18.991	22.542	16.207	125.435	
14	14:16:03.588	58.095	18.852	22.481	16.762	124.504	
15	14:17:09.253	1:05.665	19.066	22.610	23.989	94.651	

Lap	Time of Day	Lap Tm	S1	S2	S3	S3Spd	SFSpd
(99) Andy GORDON							
1	14:02:48.785			30.740	21.829	65.027	
2	14:03:53.260	1:04.475	19.126	27.382	17.967	93.988	
3	14:04:50.574	57.314	18.509	21.705	17.100	108.588	
4	14:05:48.037	57.463	18.792	21.564	17.107	108.238	98.398
5	14:06:45.545	57.508	18.737	21.821	16.950	106.689	97.967
6	14:07:42.996	57.451	18.794	21.585	17.072	107.717	
7	14:08:40.288	57.292	18.673	21.634	16.985	107.890	98.688
8	14:09:37.650	57.362	18.734	21.621	17.007	107.890	97.967
9	14:10:49.182	1:11.532	20.983	26.579	23.970	69.977	34.414
10	14:13:16.101	2:26.919	1:44.017	22.868	20.034	101.066	
11	14:14:13.825	57.724	18.647	21.826	17.251	107.030	
12	14:15:26.865	1:13.040	18.702	34.161	20.177	64.465	98.543
13	14:16:24.870	58.005	18.707	21.935	17.363	107.372	96.976

Lap	Time of Day	Lap Tm	S1	S2	S3	S3Spd	SFSpd
(37) Steven HUNTER							
1	14:02:57.572			31.800	19.823	66.312	108.413
2	14:04:07.241	1:09.669	20.518	29.610	19.541	73.502	106.520
3	14:05:07.494	1:00.253	20.139	23.366	16.748	112.033	105.349
4	14:06:06.488	58.994	19.383	22.552	17.059	112.033	105.681
5	14:07:20.758	1:14.270	20.934	30.174	23.162	57.113	73.989
6	14:08:34.109	1:13.351	24.577	30.187	18.587	76.958	108.238
7	14:09:32.413	58.304	18.864	22.213	17.227	114.323	106.859
8	14:10:46.235	1:13.822	21.671	28.556	23.595	64.901	70.123
9	14:12:01.195	1:14.960	24.892	31.806	18.262	70.343	109.296
10	14:12:58.751	57.556	19.204	21.894	16.458	115.703	109.474
11	14:14:12.358	1:13.607	20.023	30.356	23.228	69.977	75.317
12	14:15:19.199	1:06.841	22.870	26.946	17.025	101.524	110.012
13							

Super Lap Scotland - Round 5
Sorted on best lap time

Super Lap Scotland

Knockhill 1.267 miles

Qualifying - Overall

31/07/2016 13:20

Practice (15:00 Time) started at 13:04:54

Pos	No.	Name	Make/Model	Class Code	Laps	Best Tm	Diff	Best Speed	2nd Best
1	62	Paul RANKIN	Subaru Impreza RB320	SLS-P	4	52.257		87.277	1:08.991
2	88	Andrew BARBOUR	Subaru Legacy GL	SLS-P	12	52.702	0.445	86.540	52.802
3	79	Eric HOLMES	Mitsubishi Evo	SLS-P	7	54.091	1.834	84.318	55.420
4	2	Steven DARLEY	Subaru Legacy GL	SLS-P	9	54.763	2.506	83.283	55.189
5	55	Fiona KINDNESS	Subaru Impreza STi Type R	SLS-B	10	55.050	2.793	82.849	55.179
6	7	David LONG	Caterham R400	SLS-B	14	55.316	3.059	82.451	55.385
7	34	Blair McCONACHIE	Caterham Superlight R	SLS-C	10	55.401	3.144	82.324	55.701
8	56	Adam KINDNESS	Subaru Impreza STi Type R	SLS-B	8	55.446	3.189	82.257	55.738
9	29	Archie BAIN	Subaru Impreza Type RA	SLS-A	13	55.856	3.599	81.654	56.757
10	46	George RIGBY	Subaru Impreza Spec-C	SLS-C	14	55.871	3.614	81.632	56.373
11	65	Sam ELASSAR	McLaren 650S	SLS-A	15	57.224	4.967	79.702	57.443
12	99	Andy GORDON	Lotus 211	SLS-B	14	57.292	5.035	79.607	57.314
13	76	Robbie WYPER	Mitsubishi Evo 8	SLS-C	14	57.352	5.095	79.524	57.803
14	131	Keith COWIE	Seat Leon Supercopa	SLS-D	11	57.390	5.133	79.471	57.422
15	37	Steven HUNTER	Mitsubishi Evo 7	SLS-P	14	57.393	5.136	79.467	57.480
16	63	Martyn HENRY	Vauxhall Astra VXR	SLS-C	12	57.513	5.256	79.301	57.845
17	100	Paul TOUGH	BMW M3	SLS-D	14	58.089	5.832	78.515	58.370
18	44	Steven JEFFERIES	Mitsubishi Evo VI	SLS-D	11	58.221	5.964	78.337	58.504
19	25	Alastair MOWAT	BMW E46 M3	SLS-E	14	58.674	6.417	77.732	58.711
20	3	Fred WALTON	Subaru Prodrive Impreza	SLS-D	10	59.250	6.993	76.976	1:01.088
21	103	Stuart ROBERTSON	Renault Clio	SLS-D	7	59.618	7.361	76.501	1:00.094
22	5	Paul TOMLINSON	Subaru Impreza	SLS-D	11	59.774	7.517	76.301	1:00.565
23	89	Steven EYRE	Subaru Impreza STi	SLS-C	14	1:00.070	7.813	75.925	1:00.564
24	66	Marten BONNER	Fiat Abarth 500	SLS-D	15	1:00.083	7.826	75.909	1:00.642
25	21	Scott ROBSON	Lotus Elise	SLS-F	14	1:00.088	7.831	75.903	1:00.502
26	15	Matt COLLINS	Porsche Cayman	SLS-E	14	1:00.108	7.851	75.877	1:00.349
27	49	Alan TAIT	Subaru Impreza	SLS-D	11	1:00.190	7.933	75.774	1:00.404
28	67	Marshall WISHART	Mazda RX8	SLS-F	13	1:00.932	8.675	74.851	1:00.990
29	81	Ian PITMAN	Subaru Impreza	SLS-F	11	1:01.179	8.922	74.549	1:01.291
30	26	Kevin KENSETT	Peugeot 106	SLS-E	11	1:01.209	8.952	74.513	1:01.271
31	83	Fraser JAMIESON	Renault Clio 172 Ph1	SLS-E	10	1:01.256	8.999	74.455	1:01.268
32	93	Allister PHILLIPS	Honda Prelude Si VTEC	SLS-F	14	1:01.355	9.098	74.335	1:01.545
33	43	Stuart BUCHAN	Renault Clio 172 Cup	SLS-E	12	1:01.405	9.148	74.275	1:01.797
34	13	Lewis SKENE	Renault Megane RS	SLS-E	15	1:01.545	9.288	74.106	1:01.818
35	64	Andrew CAMERON	Porsche 911 Carrera	SLS-E	7	1:01.614	9.357	74.023	1:02.272
36	48	Robert JOBSON	Audi A3 3.2	SLS-F	12	1:01.643	9.386	73.988	1:01.862
37	78	David RYBOWSKI	Subaru Impreza WRX	SLS-D	5	1:01.868	9.611	73.719	1:09.310
38	41	Neil METHVEN	Renault Clio 182	SLS-F	8	1:01.908	9.651	73.671	1:02.217
39	27	Paul WILSON	Renault Clio Cup	SLS-F	10	1:02.181	9.924	73.348	1:02.579
40	54	Steven McNAB	Renault Clio	SLS-F	11	1:02.418	10.161	73.069	1:02.605
41	16	Martin KELMAN	Renault Clio 172 Cup	SLS-E	13	1:02.486	10.229	72.990	1:02.489
42	87	Andy TAYLOR	Volkswagon Golf Cup	SLS-E	10	1:02.608	10.351	72.848	1:03.411
43	42	Alex MILNE	Audi TTRS Plus	SLS-D	12	1:02.652	10.395	72.796	1:02.738

Clerk of the Course.

Orbits

Sig : Time :

Chief Timekeeper : Ian Sharp (SMART Timing)

 Results available at www.mylaps.com and www.smart-timing.co.uk

Printed: 01/08/2016 19:51:44





Super Lap Scotland - Round 5

Sorted on best lap time

Super Lap Scotland

Knockhill 1.267 miles

Qualifying - Overall

31/07/2016 13:20

Practice (15:00 Time) started at 13:04:54

Pos	No.	Name	Make/Model	Class Code	Laps	Best Tm	Diff	Best Speed	2nd Best
44	38	Chris HISLOP	Renault Clio 197	SLS-F	13	1:02.825	10.568	72.596	1:02.904
45	40	Scott WALKER	Subaru Impreza	SLS-C	14	1:02.975	10.718	72.423	1:03.100
46	187	Nick COOK	Volkswagon Golf Cup	SLS-E	13	1:03.483	11.226	71.843	1:03.613
47	50	Gavin EDGAR	Renault Clio Williams	SLS-F	13	1:03.648	11.391	71.657	1:03.987
48	358	Stavros COSTA	Peugeot GTi	SLS-E	14	1:03.777	11.520	71.512	1:04.038
49	32	John STEVENSON	Subaru Impreza	SLS-A	3	1:04.374	12.117	70.849	1:05.721
50	53	Jamie GOUDIE	Mazda MX5	SLS-F	13	1:04.792	12.535	70.392	1:04.848
51	59	Simon McWILLIAM	Renault Clio 172 Cup	SLS-F	7	1:05.061	12.804	70.101	1:05.427
52	132	Suzanne BUIST	Mini Cooper S	SLS-F	8	1:06.453	14.196	68.633	1:07.731
53	39	Martin PALMER	MGF Trophy 160	SLS-F	10	1:15.887	23.630	60.100	1:16.268

Clerk of the Course.

Orbits

Sig : Time :
 Chief Timekeeper : Ian Sharp (SMART Timing)
 Results available at www.mylaps.com and www.smart-timing.co.uk





Edinburgh Watch Company - Perfect Lap comparison

No.	Name	Class	Best Sector 1	Best Sector 2	Best Sector 3	Perfect Lap	Best Lap	Difference	Tiebreak	
									2nd Best Lap	Difference
48	Robert JOBSON	F	19.746	23.447	18.450	01.01.643	1:01.643	0:00.000	1:01.862	0:00.219
44	Steven JEFFERIES	D	18.876	22.304	17.041	00.58.221	0:58.221	0:00.000	0:58.504	0:00.283
59	Simon McWILLIAM	F	21.136	24.828	19.097	01.05.061	1:05.061	0:00.000	1:05.427	0:00.366
2	Steven DARLEY	Pro	17.909	20.667	16.187	00.54.763	0:54.763	0:00.000	0:55.189	0:00.426
5	Paul TOMLINSON	D	19.454	22.821	17.499	00.59.774	0:59.774	0:00.000	1:00.565	0:00.791
29	Archie BAIN	A	18.535	21.569	15.752	00.55.856	0:55.856	0:00.000	0:56.757	0:00.901
132	Suzanne BUIST	F	21.851	25.291	19.311	01.06.453	1:06.453	0:00.000	1:07.731	0:01.278
3	Fred WALTON	D	19.667	22.558	17.025	00.59.250	0:59.250	0:00.000	1:01.088	0:01.838
62	Paul RANKIN	Pro	17.450	19.950	14.857	00.52.257	0:52.257	0:00.000	1:08.991	0:16.734
87	Andy TAYLOR	E	20.353	23.504	18.733	01.02.590	1:02.608	0:00.018		
79	Eric HOLMES	Pro	17.611	20.629	15.826	00.54.066	0:54.091	0:00.025		
13	Lewis SKENE	E	19.857	23.402	18.258	01.01.517	1:01.545	0:00.028		
93	Allister PHILLIPS	F	19.687	23.152	18.485	01.01.324	1:01.355	0:00.031		
15	Matt COLLINS	E	19.535	22.728	17.795	01.00.058	1:00.108	0:00.050		
46	George RIGBY	C	18.284	21.408	16.126	00.55.818	0:55.871	0:00.053		
16	Martin KELMAN	E	20.084	23.669	18.674	01.02.427	1:02.486	0:00.059		
34	Blair McCONACHIE	C	17.766	21.069	16.483	00.55.318	0:55.401	0:00.083		
81	Ian PITMAN	F	20.024	22.878	18.174	01.01.076	1:01.179	0:00.103		
66	Marten BONNER	D	19.383	22.639	17.947	00.59.969	1:00.083	0:00.114		
63	Martyn HENRY	C	18.583	21.551	17.265	00.57.399	0:57.513	0:00.114		
41	Neil METHVEN	F	19.946	23.269	18.578	01.01.793	1:01.908	0:00.115		
50	Gavin EDGAR	F	20.368	24.145	19.017	01.03.530	1:03.648	0:00.118		
103	Stuart ROBERTSON	D	18.987	22.688	17.803	00.59.478	0:59.618	0:00.140		
27	Paul WILSON	F	19.879	23.317	18.833	01.02.029	1:02.181	0:00.152		
7	David LONG	B	17.814	21.204	16.130	00.55.148	0:55.316	0:00.168		
54	Steven McNAB	F	19.995	23.607	18.648	01.02.250	1:02.418	0:00.168		
64	Andrew CAMERON	E	19.982	23.047	18.404	01.01.433	1:01.614	0:00.181		
78	David RYBOWSKI	D	19.909	23.479	18.290	01.01.678	1:01.868	0:00.190		
55	Fiona KINDNESS	B	18.197	20.484	16.171	00.54.852	0:55.050	0:00.198		
89	Steven EYRE	C	19.549	22.914	17.400	00.59.863	1:00.070	0:00.207		
76	Robbie WYPER	C	18.558	22.028	16.547	00.57.133	0:57.352	0:00.219		
100	Paul TOUGH	D	18.501	22.152	17.213	00.57.866	0:58.089	0:00.223		
38	Chris HISLOP	F	19.984	23.763	18.83	01.02.577	1:02.825	0:00.248		
39	Martin PALMER	F	25.065	28.740	21.832	01.15.637	1:15.887	0:00.250		
131	Keith COWIE	D	18.611	21.612	16.903	00.57.126	0:57.390	0:00.264		
37	Steven HUNTER	Pro	18.773	21.894	16.458	00.57.125	0:57.393	0:00.268		
99	Andy GORDON	F	18.509	21.564	16.950	00.57.023	0:57.292	0:00.269		
25	Alistair MOWAT	E	18.745	22.198	17.453	00.58.396	0:58.674	0:00.278		
65	Sam ELASSAR	A	18.643	22.174	16.129	00.56.946	0:57.224	0:00.278		
49	Alan TAIT		19.636	23.053	17.219	00.59.908	1:00.190	0:00.282		
67	Marshall WISHART	F	19.518	22.721	18.406	01.00.645	1:00.932	0:00.287		
32	John STEVENSON	A	21.159	24.23	18.66	01.04.049	1:04.374	0:00.325		
26	Kevin KENSETT	E	19.616	22.918	18.345	01.00.879	1:01.209	0:00.330		
83	Fraser JAMIESON	E	19.730	23.070	18.263	01.01.063	1:01.405	0:00.342		
56	Adam KINDNESS	B	17.834	20.936	16.333	00.55.103	0:55.446	0:00.343		
42	Alex MILNE	D	20.328	23.789	18.186	01.02.303	1:02.652	0:00.349		
358	Stavros COSTA	F	20.334	24.237	18.844	01.03.415	1:03.777	0:00.362		
40	Scott WALKER	C	20.174	24.166	18.213	01.02.553	1:02.975	0:00.422		
88	Andrew BARBOUR	Pro	17.289	19.830	15.158	00.52.277	0:52.702	0:00.425		
187	Nick COOK	E	20.558	23.727	18.757	01.03.042	1:03.483	0:00.441		
53	Jamie GOUDIE	F	20.753	24.079	19.507	01.04.339	1:04.792	0:00.453		



Scottish Motorsports Automatic Race Timing

Super Lap Scotland - Round 5

Sorted on Laps

MG Trophy Knockhill 1.267 miles

Stewart Robertson Memorial Trophy - Race 2 31/07/2016 15:25

Race (20 Laps) started at 15:03:00

Pos	No.	Name	Make/Model	CC	Class	Laps	Total Tm	Diff	Best Tm	In Lap	Best Speed
1	92	Graham ROSS	MG ZR 190	1800	A	20	20:00.421		59.146	8	77.112
2	87	Colin ROBERTSON	MG ZR 190	1800	A	20	20:03.554	3.133	59.283	6	76.933
3	99	Doug COLE	MG ZR 190	1800	A	20	20:20.471	20.050	1:00.149	5	75.826
4	15	Rob PERKINS	MG ZR 190	1800	A	20	20:24.844	24.423	1:00.116	6	75.867
5	16	Jason BURGESS	MG ZR 190	1800	A	20	20:43.539	43.118	1:01.263	6	74.447
6	77	Robin WALKER	MG ZR 190	1800	A	20	21:00.907	1:00.486	1:01.226	18	74.492
7	68	Lee SULLIVEN	MG ZR 170	1800	B	20	21:02.873	1:02.452	1:01.697	11	73.923
8	19	Richard MARSH	MG ZR 170	1800	B	19	20:16.864	1 Lap	1:02.146	12	73.389
9	37	Mike HARRIS	MG ZR 170	1800	B	19	20:26.032	1 Lap	1:03.083	17	72.299
10	74	Ian BOULTON	MG ZR 170	1800	B	19	20:26.827	1 Lap	1:03.086	17	72.296
11	57	Will PAYNE	MG ZR 160	1800	C	19	20:30.779	1 Lap	1:03.538	7	71.781
12	33	Patrick BOOTH	MG ZR 170	1800	B	19	20:34.726	1 Lap	1:02.734	9	72.701
13	1	John GIL	MG ZR 160	1800	C	18	20:02.429	2 Laps	1:05.266	8	69.881
14	21	Dave HEASMAN	MG ZR 160	1800	C	18	20:12.023	2 Laps	1:05.794	7	69.320
15	47	Alex FLOWER	MG ZR 170	1800	B	18	20:39.125	2 Laps	1:05.540	5	69.589
16	12	Martin WEBBER	MG ZR 160	1800	C	18	21:03.786	2 Laps	1:08.306	7	66.771
Not classified											
DNF	131	Fergus CAMPBELL	MG ZR 170	1800	B	14	14:37.870	DNF	1:01.805	9	73.794
DNF	88	James COLE	MG ZR 170	1800	B	12	12:48.971	DNF	1:02.237	9	73.282
DNF	69	Paul LUTI	MG ZR 170	1800	B	2	2:10.167	DNF	1:02.143	2	73.393
DNF	27	Tim MARTIN	MG ZR 160	1800	C	1	1:44.030	DNF		0	-

Margin of Victory	Avg. Speed	Best Lap Tm	Best Speed	Best Lap by
3.133	75.987	59.146	77.112	92 - Graham ROSS

Clerk of the Course. **Orbits**

Sig : Time :
 Chief Timekeeper : Ian Sharp (SMART Timing)
 Results available at www.mylaps.com and www.smart-timing.co.uk



Super Lap Scotland - Round 5

MG Trophy

Knockhill 1.267 miles

Stewart Robertson Memorial Trophy - Race 2

31/07/2016 15:25

Race (20 Laps) started at 15:03:00

Lap	Time of Day	Lap Tm	S1	S2	S3	S3Spd	SFSpd	Lap	Time of Day	Lap Tm	S1	S2	S3	S3Spd	SFSpd
(92) Graham ROSS								7	15:10:13.618	1:00.399	19.460	22.781	18.158	95.595	
1	15:04:05.932			23.215	18.081	95.595	85.815	8	15:11:14.511	1:00.893	19.759	22.732	18.402	96.005	85.596
2	15:05:06.513	1:00.581	19.532	22.486	18.563	93.988		9	15:12:15.498	1:00.987	19.926	22.818	18.243	95.868	86.257
3	15:06:06.994	1:00.481	19.676	22.611	18.194	93.595	85.162	10	15:13:15.954	1:00.456	19.467	22.739	18.250	95.868	86.146
4	15:07:07.590	1:00.596	19.183	22.997	18.416	93.857	84.625	11	15:14:17.097	1:01.143	19.558	22.757	18.828	95.868	84.095
5	15:08:07.036	59.446	19.267	22.164	18.015	95.595	84.946	12	15:15:17.578	1:00.481	19.511	22.711	18.259	95.595	86.814
6	15:09:06.462	59.426	19.175	22.257	17.994	95.459	84.946	13	15:16:18.114	1:00.536	19.509	22.716	18.311	95.868	
7	15:10:05.966	59.504	19.186	22.367	17.951	95.868		14	15:17:18.698	1:00.584	19.574	22.759	18.251	94.919	
8	15:11:05.112	59.146	19.080	22.190	17.876	95.868	85.596	15	15:18:19.130	1:00.432	19.482	22.690	18.260	96.558	85.487
9	15:12:04.336	59.224	19.137	22.204	17.883	95.595	85.815	16	15:19:20.308	1:01.178	19.878	22.762	18.538	95.868	84.518
10	15:13:04.086	59.750	19.250	22.424	18.076	95.595	84.946	17	15:20:20.857	1:00.549	19.559	22.610	18.380	96.005	85.379
11	15:14:03.511	59.425	19.038	22.422	17.965	95.188	85.487	18	15:21:21.437	1:00.580	19.622	22.490	18.468	96.419	
12	15:15:03.496	59.985	19.194	22.757	18.034	93.465	85.706	19	15:22:23.245	1:01.808	19.591	23.600	18.617	90.077	85.487
13	15:16:02.964	59.468	19.064	22.293	18.111	95.459	85.270	20	15:23:25.157	1:01.912	20.158	23.402	18.352	94.120	85.162
14	15:17:03.053	1:00.089	19.222	22.488	18.379	95.188	84.095	(16) Jason BURGESS							
15	15:18:02.704	59.651	19.251	22.392	18.008	94.651	85.596	1	15:04:06.799			23.794	18.147	95.188	85.596
16	15:19:02.157	59.453	19.170	22.252	18.031	95.459	85.162	2	15:05:08.592	1:01.793	19.693	22.933	19.167	92.818	81.343
17	15:20:01.600	59.443	19.110	22.221	18.112	95.459	84.095	3	15:06:10.096	1:01.504	19.787	23.178	18.539	93.335	82.139
18	15:21:01.113	59.513	19.160	22.301	18.052	95.595	85.270	4	15:07:11.451	1:01.355	19.660	23.222	18.473	92.947	82.039
19	15:22:00.990	59.877	19.448	22.376	18.053	95.323	84.732	5	15:08:13.620	1:02.169	19.780	23.387	19.002	91.552	80.658
20	15:23:00.734	59.744	19.331	22.445	17.968	95.323	85.596	6	15:09:14.883	1:01.263	19.672	22.963	18.628	93.726	82.543
(87) Colin ROBERTSON								7	15:10:16.476	1:01.593	19.700	23.245	18.648	92.435	82.039
1	15:04:05.613			23.043	18.133	94.919	84.518	8	15:11:18.391	1:01.915	19.863	23.392	18.660	91.552	81.343
2	15:05:06.361	1:00.748	19.616	22.748	18.384	93.465	83.885	9	15:12:20.553	1:02.162	19.952	23.654	18.556	91.677	81.938
3	15:06:07.436	1:01.075	19.583	23.425	18.067	92.818	85.162	10	15:13:22.431	1:01.878	19.861	23.417	18.600	92.690	82.240
4	15:07:07.822	1:00.386	19.242	22.587	18.557	94.651	83.989	11	15:14:23.820	1:01.389	19.744	23.125	18.520	92.818	82.341
5	15:08:07.659	59.837	19.391	22.456	17.990	95.595	84.839	12	15:15:25.337	1:01.517	19.701	23.210	18.606	93.465	81.343
6	15:09:06.942	59.283	19.173	22.170	17.940	95.188	84.946	13	15:16:27.231	1:01.894	20.029	23.291	18.574	92.690	81.839
7	15:10:06.814	59.872	19.146	22.422	18.304	95.731		14	15:17:28.994	1:01.763	19.884	23.208	18.671	92.562	80.658
8	15:11:06.296	59.482	19.221	22.231	18.030	95.731	84.306	15	15:18:31.081	1:02.087	19.885	23.316	18.886	92.562	81.244
9	15:12:05.687	59.391	18.945	22.363	18.083	94.785	84.412	16	15:19:33.145	1:02.064	20.018	23.350	18.696	92.181	81.343
10	15:13:05.719	1:00.032	19.555	22.469	18.008	94.385	84.839	17	15:20:34.816	1:01.671	19.917	23.263	18.491	92.818	80.950
11	15:14:05.522	59.803	19.309	22.464	18.030	94.651	85.054	18	15:21:37.231	1:02.415	19.846	23.303	19.266	89.596	80.853
12	15:15:05.224	59.702	18.985	22.537	18.180	95.188	83.989	19	15:22:40.371	1:03.140	20.588	23.677	18.875	89.957	81.839
13	15:16:04.771	59.547	19.065	22.402	18.080	94.518	84.625	20	15:23:43.852	1:03.481	20.171	23.952	19.358	89.239	72.864
14	15:17:04.530	59.759	19.027	22.354	18.378	95.053	83.885	(77) Robin WALKER							
15	15:18:05.170	1:00.640	19.352	22.778	18.510	94.518	84.412	1	15:04:14.141			25.997	19.003	92.308	82.849
16	15:19:04.581	59.411	19.024	22.412	17.975	94.785	85.379	2	15:05:18.283	1:04.142	21.152	23.961	19.029	92.308	81.048
17	15:20:04.086	59.505	18.922	22.285	18.298	95.188	83.571	3	15:06:21.459	1:03.176	20.259	24.143	18.774	90.809	82.849
18	15:21:04.584	1:00.498	19.806	22.567	18.125	94.252	84.518	4	15:07:23.575	1:02.116	19.998	23.441	18.677	92.818	82.645
19	15:22:04.245	59.661	19.188	22.376	18.097	94.785	84.200	5	15:08:25.652	1:02.077	19.867	23.547	18.663	92.308	82.849
20	15:23:03.867	59.622	18.964	22.459	18.199	95.459	83.260	6	15:09:27.711	1:02.059	19.730	23.018	19.311	93.205	79.890
(99) Doug COLE								7	15:10:29.907	1:02.196	19.852	23.398	18.946	92.690	81.441
1	15:04:07.256			23.713	18.267	95.459	85.270	8	15:11:31.585	1:01.678	19.795	23.178	18.705	92.308	81.441
2	15:05:07.738	1:00.482	19.713	22.714	18.055	96.143	84.306	9	15:12:33.502	1:01.917	19.970	23.233	18.714	93.595	81.938
3	15:06:08.677	1:00.939	19.944	22.721	18.274	95.188	84.732	10	15:13:35.638	1:02.136	19.874	22.964	19.298	92.818	78.765
4	15:07:09.718	1:01.041	19.732	23.062	18.247	94.385	85.270	11	15:14:37.926	1:02.288	20.403	23.016	18.869	93.726	81.739
5	15:08:09.867	1:00.149	19.395	22.683	18.071	94.919	85.379	12	15:15:39.982	1:02.056	19.942	23.269	18.845	92.818	82.543
6	15:09:10.245	1:00.378	19.486	22.733	18.159	95.188	85.162	13	15:16:42.432	1:02.450	20.088	23.497	18.865	93.595	81.441
7	15:10:10.663	1:00.418	19.376	22.845	18.197	94.785	84.946	14	15:17:48.156	1:05.724	21.621	25.424	18.679	91.303	82.543
8	15:11:12.131	1:01.468	19.485	23.692	18.291	94.120	85.054	15	15:18:50.685	1:02.529	20.199	23.462	18.868	91.179	82.849
9	15:12:12.889	1:00.758	19.577	22.942	18.239	94.518	85.054	16	15:19:52.734	1:02.049	19.973	23.217	18.859	93.726	82.442
10	15:13:13.402	1:00.513	19.655	22.706	18.152	94.919	85.162	17	15:20:55.507	1:02.773	20.411	23.635	18.727	92.947	82.747
11	15:14:14.530	1:01.128	19.503	23.183	18.442	90.809	84.946	18	15:21:56.733	1:01.226	19.855	22.952	18.419	93.988	83.363
12	15:15:15.435	1:00.905	19.322	23.061	18.522	93.205	84.200	19	15:22:58.661	1:01.928	20.053	23.151	18.724	92.947	82.951
13	15:16:16.045	1:00.610	19.573	22.696	18.341	92.308	83.989	20	15:24:01.220	1:02.559	19.763	24.015	18.781	91.055	83.157
14	15:17:16.545	1:00.500	19.549	22.835	18.116	94.651	84.625	(68) Lee SULLIVEN							
15	15:18:17.001	1:00.456	19.512	22.734	18.210	92.690	84.946	1	15:04:09.902			24.556	18.783	93.205	84.095
16	15:19:17.537	1:00.536	19.598	22.740	18.198	94.785	84.200	2	15:05:11.928	1:02.026	20.092	23.299	18.635	94.120	84.412
17	15:20:17.858	1:00.321	19.498	22.685	18.138	95.459	84.625	3	15:06:14.261	1:02.333	19.779	23.810	18.744	91.303	84.095
18	15:21:18.804	1:00.946	19.790	22.757	18.399	94.785	85.054	4	15:07:16.135	1:01.874	19.848	23.468	18.558	93.595	84.200
19	15:22:19.943	1:01.139	19.833	23.032	18.274	93.465	84.839	5	15:08:						

Super Lap Scotland - Round 5

MG Trophy

Knockhill 1.267 miles

Stewart Robertson Memorial Trophy - Race 2

31/07/2016 15:25

Race (20 Laps) started at 15:03:00

Lap	Time of Day	Lap Tm	S1	S2	S3	S3Spd	SFSpd	Lap	Time of Day	Lap Tm	S1	S2	S3	S3Spd	SFSpd
15	15:18:40.972	1:02.155	20.103	23.331	18.721	92.562	82.341	4	15:07:27.742	1:04.180	20.443	24.235	19.502	89.957	
16	15:19:45.184	1:04.212	20.730	24.419	19.063	90.198	82.442	5	15:08:31.759	1:04.017			19.212		
17	15:20:48.970	1:03.786	20.688	24.079	19.019	92.181	83.260	6	15:09:35.822	1:04.063			19.194	89.358	
18	15:21:53.493	1:04.523	21.101	24.237	19.185	90.564	82.849	7	15:10:39.360	1:03.538			19.221	91.055	
19	15:22:57.349	1:03.856	20.881	24.177	18.798	90.198	82.849	8	15:11:42.947	1:03.587	20.226	24.007	19.354	89.957	
20	15:24:03.186	1:05.837	20.512	25.126	20.199	86.146	72.470	9	15:12:46.820	1:03.873			19.142	90.686	
(19) Richard MARSH															
1	15:04:11.550			24.754	19.322	92.308		10	15:13:50.618	1:03.798			19.261	90.686	
2	15:05:14.569	1:03.019	20.625	23.315	19.079	92.308		11	15:14:55.449	1:04.831	20.340	24.838	19.653	81.146	
3	15:06:17.840	1:03.271	20.296	23.738	19.237	86.368		12	15:15:59.496	1:04.047	20.592	24.263	19.192	89.716	
4	15:07:20.339	1:02.499	20.251	23.355	18.893	92.054		13	15:17:05.003	1:05.507			20.024	89.477	
5	15:08:23.802	1:03.463	20.489	23.976	18.998	92.562		14	15:18:09.310	1:04.307			19.116		
6	15:09:26.052	1:02.250	20.321	23.096	18.833	91.055		15	15:19:13.284	1:03.974	20.319	24.388	19.267	90.686	
7	15:10:28.455	1:02.403	20.231	23.193	18.979	92.181		16	15:20:17.243	1:03.959	20.407	24.280	19.272		
8	15:11:30.729	1:02.274	20.208	23.146	18.920	91.928	82.039	17	15:21:22.117	1:04.874	20.501	24.480	19.893		
9	15:12:32.887	1:02.158	20.222	23.088	18.848	92.562	83.467	18	15:22:26.908	1:04.791			19.538	89.957	
10	15:13:35.133	1:02.246	20.177	22.954	19.115	92.690	82.849	19	15:23:31.092	1:04.184		24.325	19.408		
11	15:14:37.369	1:02.236	20.025	23.264	18.947	91.427	83.260	(33) Patrick BOOTH							
12	15:15:39.515	1:02.146	20.219	23.133	18.794	91.928		1	15:04:21.638			33.106	19.489	88.068	79.890
13	15:16:42.510	1:02.995	20.318	23.506	19.171	92.308		2	15:05:26.244	1:04.606	20.731	24.421	19.454	90.320	80.755
14	15:17:49.043	1:06.533	21.348	26.120	19.065	89.957		3	15:06:30.117	1:03.873	20.570	23.992	19.311	89.239	80.465
15	15:18:52.235	1:03.192	20.667	23.422	19.103	90.077		4	15:07:34.823	1:04.700	20.656	24.839	19.211	88.532	80.853
16	15:19:55.779	1:03.544	20.612	23.693	19.239	89.120		5	15:08:38.253	1:03.436	20.455	23.819	19.156	90.320	80.853
17	15:21:01.722	1:05.943	21.225	24.262	20.456	88.416		6	15:09:41.804	1:03.551	20.714	23.836	19.001	89.716	80.561
18	15:22:09.357	1:07.635	21.980	25.972	19.683	87.722		7	15:10:44.982	1:03.178	20.317	23.743	19.118	90.198	80.755
19	15:23:17.177	1:07.820	21.686	25.795	20.339	85.706		8	15:11:48.019	1:03.037	20.207	23.761	19.069	90.077	80.950
(37) Mike HARRIS															
1	15:04:13.480			24.833	19.837	91.928		9	15:12:50.753	1:02.734	20.090	23.594	19.050	90.320	81.343
2	15:05:17.496	1:04.016	20.907	23.916	19.193	91.802		10	15:14:01.374	1:10.621	20.042	31.431	19.148	88.767	80.853
3	15:06:22.940	1:05.444	21.543	24.788	19.113	89.120	81.146	11	15:15:05.841	1:04.467	20.340	24.591	19.536	89.596	81.540
4	15:07:27.127	1:04.187	20.503	24.597	19.087	90.442		12	15:16:09.183	1:03.342	20.286	23.957	19.099	90.442	80.950
5	15:08:31.105	1:03.978	20.679	23.973	19.326	91.677	80.176	13	15:17:12.457	1:03.274	20.372	23.729	19.173	89.239	80.176
6	15:09:34.769	1:03.664	20.662	24.035	18.967	91.055	81.839	14	15:18:16.365	1:03.908	20.330	24.152	19.426	90.320	78.857
7	15:10:38.611	1:03.842	20.434	24.332	19.076	89.239		15	15:19:20.977	1:04.612	21.299	23.933	19.380	89.596	81.441
8	15:11:42.274	1:03.663	20.244	24.551	18.868	89.477	81.244	16	15:20:24.286	1:03.309	20.230	23.846	19.233	90.198	79.985
9	15:12:45.912	1:03.638	20.681	24.140	18.817	90.932	82.341	17	15:21:28.025	1:03.739	20.593	24.027	19.119	90.320	81.048
10	15:13:49.897	1:03.985	20.580	24.302	19.103	90.564	81.639	18	15:22:31.856	1:03.831	20.490	24.071	19.270	90.564	81.146
11	15:14:54.287	1:04.390	20.502	24.744	19.144	86.927	80.272	19	15:23:35.039	1:03.183	20.229	23.809	19.145	90.564	80.658
12	15:15:57.543	1:03.256	20.528	23.703	19.025	90.809		(1) John GIL							
13	15:17:03.942	1:06.399	20.227	26.318	19.854	89.836		1	15:04:17.632			27.368	19.992	87.722	79.511
14	15:18:07.530	1:03.588	20.618	23.994	18.976	91.303		2	15:05:23.798	1:06.166	21.344	24.754	20.068	88.884	79.890
15	15:19:10.723	1:03.193	20.347	23.827	19.019	91.055		3	15:06:30.681	1:06.883	21.530	25.315	20.038	87.380	81.048
16	15:20:14.120	1:03.397	20.501	23.855	19.041	89.957		4	15:07:36.798	1:06.117	21.204	25.181	19.732	89.239	79.606
17	15:21:17.203	1:03.083	20.321	23.762	19.000	90.809		5	15:08:42.252	1:05.454	21.005	24.929	19.520	88.767	79.985
18	15:22:22.321	1:05.118	20.607	25.257	19.254	89.239		6	15:09:47.951	1:05.699	21.086	24.955	19.658	87.266	80.950
19	15:23:26.345	1:04.024	20.668	24.464	18.892	91.928		7	15:10:53.530	1:05.579	21.033	24.959	19.587	89.596	80.853
(74) Ian BOULTON															
1	15:04:12.819			24.929	19.531	92.308	81.739	8	15:11:58.796	1:05.266	21.013	24.790	19.463	88.767	80.272
2	15:05:16.965	1:04.146	20.884	24.150	19.112	90.564	82.341	9	15:13:05.057	1:06.261	21.022	25.055	20.184	87.494	80.561
3	15:06:22.258	1:05.293	21.272	24.886	19.135	90.686	82.747	10	15:14:10.853	1:05.796	21.406	24.726	19.664	89.120	80.272
4	15:07:26.696	1:04.438	20.866	24.539	19.033	91.303	82.341	11	15:15:16.865	1:06.012	21.161	25.095	19.756	86.814	80.368
5	15:08:30.685	1:03.989	20.694	24.137	19.158	92.054	81.146	12	15:16:23.142	1:06.277	21.683	25.049	19.545	87.722	79.985
6	15:09:34.387	1:03.702	20.637	24.044	19.021	91.552	81.739	13	15:17:29.664	1:06.522	21.393	25.098	20.031	87.380	80.561
7	15:10:38.239	1:03.852	20.455	24.210	19.187	89.716	81.839	14	15:18:35.532	1:05.868	21.275	25.016	19.577	87.153	79.890
8	15:11:41.756	1:03.517	20.309	24.108	19.100	90.077	82.240	15	15:19:41.862	1:06.330	21.513	25.139	19.678	87.608	79.511
9	15:12:45.600	1:03.844	20.690	24.120	19.034	89.957	81.639	16	15:20:48.112	1:06.250	21.449	25.009	19.792	88.299	79.890
10	15:13:49.488	1:03.888	20.657	24.197	19.034	90.320	81.343	17	15:21:55.604	1:07.492	22.045	25.588	19.859	86.814	79.890
11	15:14:54.796	1:05.308	20.602	25.496	19.210	86.479	82.543	18	15:23:02.742	1:07.138	21.721	25.497	19.920	85.596	79.700
12	15:15:58.502	1:03.706	20.735	24.001	18.970	91.928	82.039	(21) Dave HEASMAN							
13	15:17:04.294	1:05.792	20.444	25.320	20.028	89.002	79.136	1	15:04:18.660			27.747	20.325	87.494	76.086
14	15:18:08.395	1:04.101	21.085	24.142	18.874	90.932	81.540	2	15:05:25.921	1:07.261	21.586	25.678	19.997	86.035	76.432
15	15:19:11.656	1:03.261	20.503	23.840	18.918	91.303	81.540	3	15:06:32.414	1:06.493	21.779	24.965	19.749	85.815	77.224
16	15:20:15.275	1:03.619	20.602	23.906	19.111	89.596	81.441	4	15:07:39.165	1:06.751	21.597	25.360	19.794	86.035	77.135
17	15:21:18.361	1:03.086	20.270	23.835	18.981	91.179	82.139	5	15:08:45.568	1:06.403	21.329	25.070	20.004	87.040	75.742
18	15:22:23.880	1:05.519	20.887	25.354	19.278	85.270	82.442	6	15:09:51.717	1:06.149	21.529	24.958	19.662	87.608	77.047
19	15:23:27.140	1:03.260	20.540	23.820	18.900	92.054	81.839	7	15:10:57.511	1:05.794	21.140	24.977	19.677	87.608	77.135
(57) Will PAYNE															
1	15:04:13.422			25.313	20.313			8	15:12:03.668	1:06.157	21.171	25.099	19.887	87.380	76.519
2	15:05:19.377	1:05.955			19.241	89.120		9	15:13:10.492	1:06.824	21.925	25.022	19.877	87.040	75.657
3	15:06:23.562	1:04.185			19.430	89.239		10	15:14:17.652	1:07.160	21.161	25.704	20.295	86.146	

Super Lap Scotland - Round 5

MG Trophy

Knockhill 1.267 miles

Stewart Robertson Memorial Trophy - Race 2

31/07/2016 15:25

Race (20 Laps) started at 15:03:00

Lap	Time of Day	Lap Tm	S1	S2	S3	S3Spd	SFSpd
16	15:20:58.973	1:07.743	21.885	25.750	20.108	85.162	73.989
17	15:22:05.933	1:06.960	22.255	24.970	19.735	86.814	75.487
18	15:23:12.336	1:06.403	21.342	25.030	20.031	86.035	75.233

Lap	Time of Day	Lap Tm	S1	S2	S3	S3Spd	SFSpd
(69) Paul LUTI							
1	15:04:08.337			23.464	18.869	92.435	81.938
2	15:05:10.480	1:02.143	20.127	23.201	18.815	92.181	82.951

(47) Alex FLOWER

1	15:04:16.479			26.897	19.575	89.358	
2	15:05:22.958	1:06.479	21.628	25.414	19.437	88.532	
3	15:06:29.054	1:06.096	21.258	25.386	19.452	87.837	80.561
4	15:07:35.501	1:06.447	21.194	25.711	19.542	89.477	
5	15:08:41.041	1:05.540	21.144	24.836	19.560	87.153	
6	15:09:47.090	1:06.049	21.194	25.424	19.431	86.035	
7	15:10:53.136	1:06.046	21.342	25.150	19.554	88.767	79.136
8	15:12:00.450	1:07.314	21.861	25.421	20.032	88.649	75.657
9	15:13:08.041	1:07.591	21.532	25.865	20.194	86.035	
10	15:14:16.624	1:08.583	21.648	26.501	20.434	81.739	76.519
11	15:15:26.435	1:09.811	22.043	26.799	20.969	86.146	78.765
12	15:16:33.448	1:07.013	21.663	25.394	19.956	88.068	
13	15:17:42.958	1:09.510	22.199	26.644	20.667	84.839	
14	15:18:53.009	1:10.051	22.456	26.580	21.015	80.272	
15	15:20:02.465	1:09.456	21.849	26.183	21.424	81.938	
16	15:21:12.898	1:10.433	22.047	26.632	21.754	76.782	
17	15:22:26.807	1:13.909	22.792	29.510	21.607	78.765	
18	15:23:39.438	1:12.631	23.420	27.619	21.592	78.580	

(27) Tim MARTIN

1	15:04:44.343		31.021	35.814	34.532	49.163	30.755
---	--------------	--	---------------	---------------	---------------	---------------	---------------

(12) Martin WEBBER

1	15:04:19.390		27.902	28.132	20.230	84.946	76.607
2	15:05:28.550	1:09.160	22.140	26.889	20.131	83.675	76.259
3	15:06:38.121	1:09.571	22.479	26.937	20.155	82.747	76.432
4	15:07:47.624	1:09.503	22.171	27.195	20.137	84.839	76.000
5	15:08:57.847	1:10.223	22.391	27.675	20.157	83.885	76.000
6	15:10:07.499	1:09.652	22.240	27.275	20.137	82.543	77.671
7	15:11:15.805	1:08.306	21.663	26.479	20.164	86.146	76.519
8	15:12:25.639	1:09.834	21.955	27.878	20.001	85.054	76.172
9	15:13:34.914	1:09.275	22.353	26.607	20.315	83.780	75.064
10	15:14:45.624	1:10.710	22.319	28.312	20.079	85.054	75.402
11	15:15:54.909	1:09.285	22.354	26.880	20.051	83.885	74.070
12	15:17:06.815	1:11.906	22.490	29.080	20.336	82.039	74.981
13	15:18:16.679	1:09.864	22.216	26.822	20.826	83.363	73.664
14	15:19:25.866	1:09.187	22.370	26.666	20.151	83.989	74.813
15	15:20:35.175	1:09.309	22.095	26.697	20.517	83.675	74.234
16	15:21:45.149	1:09.974	22.265	27.159	20.550	82.543	74.564
17	15:22:54.752	1:09.603	22.423	26.609	20.571	83.989	74.730
18	15:24:04.099	1:09.347	22.184	26.813	20.350	84.625	75.402

(131) Fergus CAMPBELL

1	15:04:08.800			24.095	18.659	92.435	83.054
2	15:05:11.213	1:02.413	20.608	23.248	18.557	92.818	83.054
3	15:06:13.322	1:02.109	20.043	23.480	18.586	91.677	82.039
4	15:07:15.790	1:02.468	20.246	23.419	18.803	91.055	81.739
5	15:08:18.402	1:02.612	20.597	23.313	18.702	92.181	82.139
6	15:09:20.900	1:02.498	20.487	23.321	18.690	91.677	82.341
7	15:10:23.072	1:02.172	20.223	23.142	18.807	91.303	82.341
8	15:11:25.125	1:02.053	20.373	23.075	18.605	91.552	82.543
9	15:12:26.930	1:01.805	20.087	23.203	18.515	91.427	82.849
10	15:13:29.209	1:02.279	20.362	23.297	18.620	91.802	82.240
11	15:14:31.040	1:01.831	20.033	23.191	18.607	91.677	82.240
12	15:15:32.946	1:01.906	20.043	23.215	18.648	91.677	81.839
13	15:16:34.966	1:02.020	20.056	23.385	18.579	92.308	82.442
14	15:17:38.183	1:03.217	20.576	23.905	18.736	92.308	82.139

(88) James COLE

1	15:04:11.397			25.034	19.397	90.932	81.343
2	15:05:14.512	1:03.115	20.364	23.561	19.190	91.179	80.853
3	15:06:18.580	1:04.068	20.657	24.119	19.292	85.815	81.739
4	15:07:21.426	1:02.846	20.068	23.583	19.195	92.181	82.139
5	15:08:24.654	1:03.228	20.030	24.189	19.009	91.677	81.839
6	15:09:27.057	1:02.403	19.992	23.326	19.085	92.181	81.839
7	15:10:30.039	1:02.982	20.139	23.484	19.359	91.179	82.139
8	15:11:32.759	1:02.720	20.374	23.356	18.990	90.932	81.441
9	15:12:34.996	1:02.237	19.892	23.513	18.832	91.802	81.839
10	15:13:37.533	1:02.537	19.921	23.543	19.073	91.055	81.639
11	15:14:43.330	1:05.797	19.980	26.428	19.389	89.239	79.136
12	15:15:49.284	1:05.954	20.514	24.873	20.567	83.675	73.022

Clerk of the Course.

Sig : Time :
 Chief Timekeeper : Ian Sharp (SMART Timing)
 Results available at www.mylaps.com and www.smart-timing.co.uk
 Printed: 01/08/2016 19:28:51

Orbits





Super Lap Scotland - Round 5

Lapchart

MG Trophy Knockhill 1.267 miles

Stewart Robertson Memorial Trophy - Race 2 31/07/2016 15:25

Race (20 Laps) started at 15:03:00

Competitors	Laps																			
	1	2	3	4	5	6	7	8	9	10	11	12	13	14	15	16	17	18	19	20
Colin ROBERTSON (87)	1	87	87	92	92	92	92	92	92	92	92	92	92	92	92	92	92	92	92	92
Graham ROSS (92)	2	92	92	87	87	87	87	87	87	87	87	87	87	87	87	87	87	87	87	87
Jason BURGESS (16)	3	16	99	99	99	99	99	99	99	99	99	99	99	99	99	99	99	99	99	99
Doug COLE (99)	4	99	16	16	16	15	15	15	15	15	15	15	15	15	15	15	15	15	15	15
Paul LUTI (69)	5	69	15	15	15	16	16	16	16	16	16	16	16	16	16	16	16	16	16	16
Fergus CAMPBELL (131)	6	131	69	131	131	131	131	131	131	131	131	131	131	131	131	68	68	68	68	77
Rob PERKINS (15)	7	15	131	68	68	68	68	68	68	68	68	68	68	68	77	77	77	77	77	68
Lee SULLIVEN (68)	8	68	68	19	19	19	19	19	19	19	19	19	19	77	77	19	19	19	19	19
James COLE (88)	9	88	88	88	88	88	77	77	77	77	77	77	19	19	37	37	37	37	37	37
Richard MARSH (19)	10	19	19	77	77	77	77	88	88	88	88	88	88	37	37	74	74	74	74	74
Ian BOULTON (74)	11	74	74	74	74	74	74	74	74	74	37	37	74	74	57	57	57	57	57	57
Will PAYNE (57)	12	57	37	37	37	37	37	37	37	37	74	74	57	57	33	33	33	33	33	33
Mike HARRIS (37)	13	37	77	57	57	57	57	57	57	57	57	57	33	33	1	1	1	1	1	1
Robin WALKER (77)	14	77	57	47	33	33	33	33	33	33	33	33	1	1	21	21	21	21	21	21
Alex FLOWER (47)	15	47	47	33	47	47	47	47	1	1	1	1	1	21	21	47	47	47	47	47
John GIL (1)	16	1	1	1	1	1	1	1	47	47	47	21	21	47	47	12	12	12	12	12
Dave HEASMAN (21)	17	21	21	21	21	21	21	21	21	21	21	47	47	12	12					
Martin WEBBER (12)	18	12	33	12	12	12	12	12	12	12	12	12	12							
Patrick BOOTH (33)	19	33	12																	
Tim MARTIN (27)	20	27																		

Margin of Victory	Avg. Speed	Best Lap Tm	Best Speed	Best Lap by
3.133	75.987	59.146	77.112	92 - Graham ROSS

Clerk of the Course. Orbits

Sig : Time :
 Chief Timekeeper : Ian Sharp (SMART Timing)
 Results available at www.mylaps.com and www.smart-timing.co.uk



Super Lap Scotland - Round 5

Sorted on best lap time

Super Lap Scotland

Knockhill 1.267 miles

Final - Group 1

31/07/2016 15:55

Practice started at 15:32:50

Pos	No.	Name	Make/Model	Class Code	Laps	Best Tm	Diff	Best Speed	2nd Best
1	21	Scott ROBSON	Lotus Elise	SLS-F	3	1:00.636		75.217	1:28.016
2	81	Ian PITMAN	Subaru Impreza	SLS-F	3	1:00.853	0.217	74.948	1:24.656
3	67	Marshall WISHART	Mazda RX8	SLS-F	3	1:00.924	0.288	74.861	1:17.813
4	93	Allister PHILLIPS	Honda Prelude Si VTEC	SLS-F	3	1:01.075	0.439	74.676	1:18.752
5	48	Robert JOBSON	Audi A3 3.2	SLS-F	3	1:01.615	0.979	74.022	1:14.871
6	41	Neil METHVEN	Renault Clio 182	SLS-F	3	1:02.779	2.143	72.649	1:24.673
7	54	Steven McNAB	Renault Clio	SLS-F	3	1:02.869	2.233	72.545	1:19.301
8	87	Andy TAYLOR	Volkswagon Golf Cup	SLS-E	3	1:02.983	2.347	72.414	1:14.336
9	50	Gavin EDGAR	Renault Clio Williams	SLS-F	3	1:03.389	2.753	71.950	1:22.186
10	38	Chris HISLOP	Renault Clio 197	SLS-F	3	1:03.678	3.042	71.623	1:23.342
11	27	Paul WILSON	Renault Clio Cup	SLS-F	3	1:03.975	3.339	71.291	1:09.168
12	59	Simon McWILLIAM	Renault Clio 172 Cup	SLS-F	3	1:04.665	4.029	70.530	1:37.341
13	53	Jamie GOUDIE	Mazda MX5	SLS-F	3	1:05.548	4.912	69.580	1:18.448
14	132	Suzanne BUIST	Mini Cooper S	SLS-F	3	1:08.366	7.730	66.712	1:26.626
15	39	Martin PALMER	MGF Trophy 160	SLS-F	3	1:15.561	14.925	60.360	1:27.356

Clerk of the Course.

Orbits

Sig : Time :
 Chief Timekeeper : Ian Sharp (SMART Timing)

Results available at www.mylaps.com and www.smart-timing.co.uk

Printed: 01/08/2016 18:43:40



Super Lap Scotland - Round 5

Super Lap Scotland

Knockhill 1.267 miles

Final - Group 1

31/07/2016 15:55

Practice started at 15:32:50

Lap	Time of Day	Lap Tm	S1	S2	S3	S3Spd	SFSpd	Lap	Time of Day	Lap Tm	S1	S2	S3	S3Spd	SFSpd
(21) Scott ROBSON															
1	15:48:06.663				23.442			3	15:37:13.439	1:27.356	26.518	33.273	27.565	65.216	29.292
2	15:49:07.299	1:00.636			18.412										
3	15:50:35.315	1:28.016			28.028	54.737									
(81) Ian PITMAN															
1	15:47:34.690			42.009	26.848	48.523									
2	15:48:35.543	1:00.853	19.933	22.695	18.225	94.385									
3	15:50:00.199	1:24.656	22.693	31.714	30.249	57.851	32.880								
(67) Marshall WISHART															
1	15:47:45.413			31.508	30.596	17.660									
2	15:48:46.337	1:00.924	19.532	22.771	18.621	94.385									
3	15:50:04.150	1:17.813	23.707	27.130	26.976	80.081	31.625								
(93) Allister PHILLIPS															
1	15:43:46.304			37.388	23.653	38.903	84.412								
2	15:44:47.379	1:01.075	19.806	22.952	18.317	95.731	83.989								
3	15:46:06.131	1:18.752	24.412	29.651	24.689	77.581	35.209								
(48) Robert JOBSON															
1	15:43:33.426			38.758	22.624	46.896									
2	15:44:35.041	1:01.615	19.630	23.484	18.501	92.562									
3	15:45:49.912	1:14.871	21.506	26.188	27.177	82.951									
(41) Neil METHVEN															
1	15:43:19.781			35.430	21.580	64.218	82.543								
2	15:44:22.560	1:02.779	20.124	23.822	18.833	92.435	83.885								
3	15:45:47.233	1:24.673	23.659	32.467	28.547	62.194	34.274								
(54) Steven McNAB															
1	15:39:38.696			34.760	19.923	75.487	85.379								
2	15:40:41.565	1:02.869	19.961	24.343	18.565	89.957	85.596								
3	15:42:00.866	1:19.301	22.958	29.922	26.421	66.377	33.156								
(87) Andy TAYLOR															
1	15:44:01.044			35.647	23.587	51.032	86.927								
2	15:45:04.027	1:02.983	20.297	23.499	19.187	96.697	87.494								
3	15:46:18.363	1:14.336	23.744	26.478	24.114	93.205	33.537								
(50) Gavin EDGAR															
1	15:39:09.732			30.825	20.626	68.199	85.270								
2	15:40:13.121	1:03.389	20.459	24.059	18.871	92.562	85.379								
3	15:41:35.307	1:22.186	24.058	30.574	27.554	67.310	30.270								
(38) Chris HISLOP															
1	15:39:22.471			29.641	19.988	75.148	83.363								
2	15:40:26.149	1:03.678	20.514	24.368	18.796	91.303	83.989								
3	15:41:49.491	1:23.342	24.952	30.887	27.503	66.707	32.592								
(27) Paul WILSON															
1	15:39:51.585			35.302	19.970	73.745	84.412								
2	15:40:55.560	1:03.975	20.128	23.373	20.474	76.432	84.839								
3	15:42:04.728	1:09.168	21.754	24.109	23.305	92.308	34.952								
(59) Simon McWILLIAM															
1	15:34:46.051			27.613	20.409	71.773	83.054								
2	15:35:50.716	1:04.665	20.892	24.347	19.426	92.690	82.747								
3	15:37:28.057	1:37.341	26.844	36.958	33.539	46.122	28.067								
(53) Jamie GOUDIE															
1	15:35:06.413			34.095	22.021	59.757	74.647								
2	15:36:11.961	1:05.548	21.217	24.073	20.258	85.596									
3	15:37:30.409	1:18.448	26.981	27.722	23.745	78.032	31.462								
(132) Suzanne BUIST															
1	15:34:40.127			30.361	21.966	70.565	85.054								
2	15:35:48.493	1:08.366	22.585	26.203	19.578	92.690	84.306								
3	15:37:15.119	1:26.626	24.923	33.081	28.622	67.581	24.929								
(39) Martin PALMER															
1	15:34:30.522			31.515	22.784	76.086									
2	15:35:46.083	1:15.561	24.639	29.239	21.683	80.368									

Clerk of the Course.

Sig : Time :
 Chief Timekeeper : Ian Sharp (SMART Timing)

Results available at www.mylaps.com and www.smart-timing.co.uk

Printed: 01/08/2016 18:44:43

Orbits



Super Lap Scotland - Round 5
Sorted on best lap time

Super Lap Scotland	Knockhill 1.267 miles
Final - Group 2	31/07/2016 16:15
Practice started at 15:51:15	

Pos	No.	Name	Make/Model	Class Code	Laps	Best Tm	Diff	Best Speed	2nd Best
1	25	Alastair MOWAT	BMW E46 M3	SLS-E	3	58.400		78.097	1:20.220
2	44	Steven JEFFERIES	Mitsubishi Evo VI	SLS-D	3	58.648	0.248	77.766	1:12.407
3	3	Fred WALTON	Subaru Prodrive Impreza	SLS-D	3	1:00.657	2.257	75.191	1:20.770
4	15	Matt COLLINS	Porsche Cayman	SLS-E	3	1:00.773	2.373	75.047	1:19.012
5	49	Alan TAIT	Subaru Impreza	SLS-D	3	1:00.828	2.428	74.979	1:31.568
6	83	Fraser JAMIESON	Renault Clio 172 Ph1	SLS-E	3	1:00.951	2.551	74.828	1:17.040
7	66	Marten BONNER	Fiat Abarth 500	SLS-D	3	1:01.112	2.712	74.631	1:24.910
8	13	Lewis SKENE	Renault Megane RS	SLS-E	3	1:01.368	2.968	74.320	1:11.369
9	26	Kevin KENSETT	Peugeot 106	SLS-E	3	1:01.543	3.143	74.108	1:13.022
10	43	Stuart BUCHAN	Renault Clio 172 Cup	SLS-E	3	1:01.546	3.146	74.105	1:14.084
11	64	Andrew CAMERON	Porsche 911 Carrera	SLS-E	3	1:01.555	3.155	74.094	1:22.279
12	42	Alex MILNE	Audi TTRS Plus	SLS-D	3	1:01.696	3.296	73.924	1:17.227
13	16	Martin KELMAN	Renault Clio 172 Cup	SLS-E	3	1:02.547	4.147	72.919	1:18.542
14	358	Stavros COSTA	Peugeot 205 GTI	SLS-E	3	1:03.669	5.269	71.634	1:23.010
Not classified (from pos 15)									
	187	Nick COOK	Volkswagon Golf Cup	SLS-E	3	1:30.967	32.567	50.137	

Announcements

Car No.187 - Lap time disallowed - Exceeding track limits.

Clerk of the Course.

 Sig : Time :
 Chief Timekeeper : Ian Sharp (SMART Timing)

 Results available at www.mylaps.com and www.smart-timing.co.uk

Printed: 01/08/2016 18:45:50

Orbits



Super Lap Scotland - Round 5

Super Lap Scotland **Knockhill 1.267 miles**

Final - Group 2 **31/07/2016 16:15**

Practice started at 15:51:15

Lap	Time of Day	Lap Tm	S1	S2	S3	S3Spd	SFSpd	Lap	Time of Day	Lap Tm	S1	S2	S3	S3Spd	SFSpd
3	15:56:09.248	1:30.967	26.192	35.385	29.390	57.113	34.186								

(25) Alastair MOWAT

1	16:06:05.208			22.844	17.384	103.561	92.181
2	16:07:03.608	58.400	18.694	22.183	17.523	103.721	92.308
3	16:08:23.828	1:20.220	22.134	32.862	25.224	61.567	39.662

(44) Steven JEFFERIES

1	16:06:43.807			33.208	21.828	53.387	97.540
2	16:07:42.455	58.648	19.055	22.316	17.277	105.681	96.281
3	16:08:54.862	1:12.407	21.922	27.185	23.300	86.702	37.035

(3) Fred WALTON

1	16:05:49.670			26.412	18.930	84.839	97.117
2	16:06:50.327	1:00.657	19.741	22.998	17.918	105.515	100.161
3	16:08:11.097	1:20.770	23.916	28.636	28.218	79.323	25.653

(15) Matt COLLINS

1	16:02:56.434			35.690	20.985	71.013	
2	16:03:57.207	1:00.773	19.818	22.887	18.068	103.561	93.205
3	16:05:16.219	1:19.012	24.677	30.444	23.891	74.647	37.428

(49) Alan TAIT

1	16:02:31.122			27.581	21.570	69.614	94.785
2	16:03:31.950	1:00.828	19.820	23.217	17.791	104.043	93.726
3	16:05:03.518	1:31.568	25.118	37.836	28.614	56.346	33.058

(83) Fraser JAMIESON

1	15:58:19.682			31.875	21.197	63.071	87.153
2	15:59:20.633	1:00.951	19.687	23.056	18.208	95.188	
3	16:00:37.673	1:17.040	20.953	28.836	27.251	59.598	

(66) Marten BONNER

1	16:03:02.202			28.381	19.894	77.313	
2	16:04:03.314	1:01.112	20.027	22.923	18.162	99.566	93.076
3	16:05:28.224	1:24.910	25.091	31.322	28.497	62.368	29.165

(13) Lewis SKENE

1	15:57:46.100			26.599	19.275	95.595	87.266
2	15:58:47.468	1:01.368	19.873	23.242	18.253	97.967	86.702
3	15:59:58.837	1:11.369	21.710	25.369	24.290	86.368	33.537

(26) Kevin KENSETT

1	16:02:19.612			33.537	19.579	78.580	86.814
2	16:03:21.155	1:01.543	19.802	23.211	18.530	93.857	86.146
3	16:04:34.177	1:13.022	21.289	24.794	26.939	91.552	24.209

(43) Stuart BUCHAN

1	15:58:12.560			37.409	21.387	62.194	88.884
2	15:59:14.106	1:01.546	19.853	23.200	18.493	94.919	88.183
3	16:00:28.190	1:14.084	22.680	30.203	21.201	88.068	35.753

(64) Andrew CAMERON

1	15:57:31.949			24.306	19.406	100.161	90.686
2	15:58:33.504	1:01.555	19.928	23.096	18.531	101.066	80.853
3	15:59:55.783	1:22.279	24.619	29.176	28.484	74.070	29.972

(42) Alex MILNE

1	15:54:00.572			30.215	27.972	58.507	98.254
2	15:55:02.268	1:01.696	20.171	23.645	17.880	106.520	97.682
3	15:56:19.495	1:17.227	22.223	28.230	26.774	76.172	38.926

(16) Martin KELMAN

1	15:54:14.227			31.501	23.365	84.518	87.153
2	15:55:16.774	1:02.547	20.134	23.643	18.770	93.726	86.702
3	15:56:35.316	1:18.542	23.362	28.474	26.706	71.620	29.228

(358) Stavros COSTA

1	15:53:47.186			31.076	25.607	46.700	82.951
2	15:54:50.855	1:03.669	20.387	24.080	19.202	91.303	83.885
3	15:56:13.865	1:23.010	23.157	30.936	28.917	59.864	33.042

(187) Nick COOK

1	15:53:35.255			33.715	21.404	70.270	87.153
2	15:54:38.281	1:03.026	20.543	23.617	18.866	94.385	88.416

Super Lap Scotland - Round 5

Sorted on best lap time

Super Lap Scotland Knockhill 1.267 miles
Final - Group 3 31/07/2016 16:35
Practice started at 16:09:18

Pos	No.	Name	Make/Model	Class Code	Laps	Best Tm	Diff	Best Speed	2nd Best
1	55	Fiona KINDNESS	Subaru Impreza STi Type R	SLS-B	3	54.761		83.286	1:29.563
2	34	Blair McCONACHIE	Caterham Superlight R	SLS-C	3	55.977	1.216	81.477	1:29.557
3	131	Keith COWIE	Seat Leon Supercopa	SLS-D	3	56.518	1.757	80.697	1:20.227
4	46	George RIGBY	Subaru Impreza Spec-C	SLS-C	3	56.651	1.890	80.508	1:35.039
5	63	Martyn HENRY	Vauxhall Astra VXR	SLS-C	3	57.149	2.388	79.806	1:28.286
6	100	Paul TOUGH	BMW M3	SLS-D	3	57.888	3.127	78.787	1:24.692
7	76	Robbie WYPER	Mitsubishi Evo 8	SLS-C	3	57.918	3.157	78.747	1:15.082
8	103	Stuart ROBERTSON	Renault Clio	SLS-D	3	59.548	4.787	76.591	1:18.850
9	5	Paul TOMLINSON	Subaru Impreza	SLS-D	3	59.803	5.042	76.264	1:19.130
10	89	Steven EYRE	Subaru Impreza STi	SLS-C	3	59.970	5.209	76.052	1:21.919
11	40	Scott WALKER	Subaru Impreza	SLS-C	3	1:02.608	7.847	72.848	1:15.723
12	56	Adam KINDNESS	Subaru Impreza STi Type R	SLS-B	3	1:10.919	16.158	64.311	1:26.415

Clerk of the Course. Orbits

Sig : Time :
 Chief Timekeeper : Ian Sharp (SMART Timing)
 Results available at www.mylaps.com and www.smart-timing.co.uk
 Printed: 01/08/2016 19:03:21





Super Lap Scotland - Round 5

Super Lap Scotland	Knockhill 1.267 miles
Final - Group 3	31/07/2016 16:35
Practice started at 16:09:18	

Lap	Time of Day	Lap Tm	S1	S2	S3	S3Spd	SFSpd	Lap	Time of Day	Lap Tm	S1	S2	S3	S3Spd	SFSpd
(55) Fiona KINDNESS															
1	16:12:12.720			29.957	19.562	83.467	104.529								
2	16:13:07.481	54.761	18.101	20.410	16.250	116.506	110.374								
3	16:14:37.044	1:29.563	25.620	35.865	28.078	56.157	34.047								
(34) Blair McCONACHIE															
1	16:23:37.128			22.380	20.186	99.125	99.566								
2	16:24:33.105	55.977	18.153	21.323	16.501	109.118	100.161								
3	16:26:02.662	1:29.557	21.513	35.883	32.161	43.690	27.027								
(131) Keith COWIE															
1	16:20:07.774			27.231	20.873	64.527	100.611								
2	16:21:04.292	56.518	18.432	21.160	16.926	110.556	100.310								
3	16:22:24.519	1:20.227	23.464	28.929	27.834	64.713	25.722								
(46) George RIGBY															
1	16:23:28.658			30.110	22.215	52.305	107.372								
2	16:24:25.309	56.651	18.798	21.682	16.171	114.714	108.764								
3	16:26:00.348	1:35.039	24.346	40.785	29.908	45.008	34.256								
(63) Martyn HENRY															
1	16:19:54.822			32.764	20.955	68.477	94.252								
2	16:20:51.971	57.149	18.479	21.426	17.244	107.372	97.540								
3	16:22:20.257	1:28.286	24.981	33.897	29.408	60.841	30.107								
(100) Paul TOUGH															
1	16:19:37.578			36.062	19.502	59.440	96.697								
2	16:20:35.466	57.888	18.681	22.076	17.131	108.413	97.257								
3	16:22:00.158	1:24.692	23.668	34.061	26.963	61.398	35.007								
(76) Robbie WYPER															
1	16:23:01.874			26.448	18.968	88.884	104.366								
2	16:23:59.792	57.918	18.802	21.838	17.278	112.033	98.688								
3	16:25:14.874	1:15.082	22.942	26.916	25.224	94.919	35.227								
(103) Stuart ROBERTSON															
1	16:16:41.841			36.743	22.917	66.051	92.435								
2	16:17:41.389	59.548	19.350	22.546	17.652	101.066	93.205								
3	16:19:00.239	1:18.850	22.257	29.326	27.267	74.981	25.324								
(5) Paul TOMLINSON															
1	16:16:13.990			30.574	18.949	85.162	96.558								
2	16:17:13.793	59.803	19.494	22.886	17.423	104.366	96.419								
3	16:18:32.923	1:19.130	23.587	29.894	25.649	74.481	34.934								
(89) Steven EYRE															
1	16:15:46.182			24.574	18.289	107.201	96.558								
2	16:16:46.152	59.970	19.428	22.845	17.697	107.717	98.398								
3	16:18:08.071	1:21.919	23.495	30.271	28.153	72.004	27.962								
(40) Scott WALKER															
1	16:12:53.601			40.993	29.031	50.994	96.419								
2	16:13:56.209	1:02.608	20.192	24.091	18.325	106.859	95.595								
3	16:15:11.932	1:15.723	24.282	26.626	24.815	101.218	36.954								
(56) Adam KINDNESS															
1	16:12:01.213			31.753	24.725	56.440	65.535								
2	16:13:12.132	1:10.919	22.597	26.711	21.611	71.543	67.242								
3	16:14:38.547	1:26.415	23.186	34.190	29.039	58.304	28.484								



Super Lap Scotland - Round 5

Sorted on best lap time

Super Lap Scotland Knockhill 1.267 miles

Final - Group 4 31/07/2016 16:55

Practice started at 16:26:21

Pos	No.	Name	Make/Model	Class Code	Laps	Best Tm	Diff	Best Speed	2nd Best
1	62	Paul RANKIN	Subaru Impreza RB320	SLS-P	3	52.840		86.314	1:33.103
2	88	Andrew BARBOUR	Subaru Legacy GL	SLS-P	3	54.520	1.680	83.654	1:38.587
3	2	Steven DARLEY	Subaru Legacy GL	SLS-P	3	55.763	2.923	81.790	1:17.392
4	99	Andy GORDON	Lotus 211	SLS-B	3	57.607	4.767	79.172	1:18.594
5	37	Steven HUNTER	Mitsubishi Evo 7	SLS-P	3	58.218	5.378	78.341	1:20.368
6	7	David LONG	Caterham R400	SLS-B	3	1:00.073	7.233	75.922	1:24.233
7	32	John STEVENSON	Subaru Impreza	SLS-A	3	1:00.720	7.880	75.113	1:16.362
8	29	Archie BAIN	Subaru Impreza Type RA	SLS-A	3	1:06.337	13.497	68.753	1:37.930
9	65	Sam ELASSAR	McLaren 650LT	SLS-A	3	1:07.673	14.833	67.395	1:29.114

Not classified

DNF	79	Eric HOLMES	Mitsubishi Evo	SLS-P	1				
-----	----	-------------	----------------	-------	---	--	--	--	--

Clerk of the Course. Orbits

Sig : Time :
 Chief Timekeeper : Ian Sharp (SMART Timing)
 Results available at www.mylaps.com and www.smart-timing.co.uk





Super Lap Scotland - Round 5

<p>Super Lap Scotland</p> <p>Final - Group 4</p> <p>Practice started at 16:26:21</p>	<p>Knockhill 1.267 miles</p> <p>31/07/2016 16:55</p>
---	--

Lap	Time of Day	Lap Tm	S1	S2	S3	S3Spd	SFSpd	Lap	Time of Day	Lap Tm	S1	S2	S3	S3Spd	SFSpd
(62) Paul RANKIN															
1	16:36:25.378			23.937	16.611	115.107									
2	16:37:18.218	52.840	17.194	20.623	15.023	127.339	127.581								
3	16:38:51.321	1:33.103	24.074	34.588	34.441	49.709	27.191								
(88) Andrew BARBOUR															
1	16:36:10.881			22.995	21.405	90.320									
2	16:37:05.401	54.520	17.609	21.289	15.622	120.480									
3	16:38:43.988	1:38.587	25.984	42.116	30.487	50.839									
(2) Steven DARLEY															
1	16:28:22.961				17.633	105.681									
2	16:29:18.724	55.763	18.176	21.005	16.582	114.714									
3	16:30:36.116	1:17.392			25.470	71.239	27.650								
(99) Andy GORDON															
1	16:29:10.655			25.967	17.489	106.520	98.833								
2	16:30:08.262	57.607	18.768	21.822	17.017	108.764	97.682								
3	16:31:26.856	1:18.594	20.954	27.161	30.479	50.306	28.032								
(37) Steven HUNTER															
1	16:28:56.781			25.623	19.175	89.239	109.118								
2	16:29:54.999	58.218	18.860	22.168	17.190	111.474	108.413								
3	16:31:15.367	1:20.368	22.680	29.259	28.429	69.470	35.413								
(7) David LONG															
1	16:32:39.037			32.676	21.718	69.326	110.922								
2	16:33:39.110	1:00.073	20.033	23.392	16.648	111.660	109.653								
3	16:35:03.343	1:24.233	22.048	31.913	30.272	59.971	23.245								
(32) John STEVENSON															
1	16:28:37.492			23.840	17.842	107.717	102.611								
2	16:29:38.212	1:00.720	19.897	23.232	17.591	98.254	98.688								
3	16:30:54.574	1:16.362	22.530	26.424	27.408	80.176	35.829								
(29) Archie BAIN															
1	16:32:17.070			28.432	17.836	95.595	112.408								
2	16:33:23.407	1:06.337	25.458	23.408	17.471	109.474	99.272								
3	16:35:01.337	1:37.930	27.221	38.248	32.461	44.237	27.719								
(65) Sam ELASSAR															
1	16:32:00.436			28.017	18.986	93.726	112.597								
2	16:33:08.109	1:07.673	21.793	27.172	18.708	106.520	112.786								
3	16:34:37.223	1:29.114	25.503	32.974	30.637	66.443	25.741								
(79) Eric HOLMES															
1	16:36:05.745			32.072	21.304	65.921	126.380								

Clerk of the Course. Orbits

Sig : Time :
 Chief Timekeeper : Ian Sharp (SMART Timing)
 Results available at www.mylaps.com and www.smart-timing.co.uk
 Printed: 01/08/2016 19:07:01



Super Lap Scotland - Round 5
Sorted on best lap time

Super Lap Scotland

Knockhill 1.267 miles

Final - Overall

31/07/2016 15:55

Practice started at 15:32:50

Pos	No.	Name	Make/Model	Class Code	Laps	Best Tm	Diff	Best Speed	2nd Best
1	62	Paul RANKIN	Subaru Impreza RB320	SLS-P	3	52.840		86.314	1:33.103
2	88	Andrew BARBOUR	Subaru Legacy GL	SLS-P	3	54.520	1.680	83.654	1:38.587
3	55	Fiona KINDNESS	Subaru Impreza STi Type R	SLS-B	3	54.761	1.921	83.286	1:29.563
4	2	Steven DARLEY	Subaru Legacy GL	SLS-P	3	55.763	2.923	81.790	1:17.392
5	34	Blair McCONACHIE	Caterham Superlight R	SLS-C	3	55.977	3.137	81.477	1:29.557
6	131	Keith COWIE	Seat Leon Supercopa	SLS-D	3	56.518	3.678	80.697	1:20.227
7	46	George RIGBY	Subaru Impreza Spec-C	SLS-C	3	56.651	3.811	80.508	1:35.039
8	63	Martyn HENRY	Vauxhall Astra VXR	SLS-C	3	57.149	4.309	79.806	1:28.286
9	99	Andy GORDON	Lotus 211	SLS-B	3	57.607	4.767	79.172	1:18.594
10	100	Paul TOUGH	BMW M3	SLS-D	3	57.888	5.048	78.787	1:24.692
11	76	Robbie WYPER	Mitsubishi Evo 8	SLS-C	3	57.918	5.078	78.747	1:15.082
12	37	Steven HUNTER	Mitsubishi Evo 7	SLS-P	3	58.218	5.378	78.341	1:20.368
13	25	Alastair MOWAT	BMW E46 M3	SLS-E	3	58.400	5.560	78.097	1:20.220
14	44	Steven JEFFERIES	Mitsubishi Evo VI	SLS-D	3	58.648	5.808	77.766	1:12.407
15	103	Stuart ROBERTSON	Renault Clio	SLS-D	3	59.548	6.708	76.591	1:18.850
16	5	Paul TOMLINSON	Subaru Impreza	SLS-D	3	59.803	6.963	76.264	1:19.130
17	89	Steven EYRE	Subaru Impreza STi	SLS-C	3	59.970	7.130	76.052	1:21.919
18	7	David LONG	Caterham R400	SLS-B	3	1:00.073	7.233	75.922	1:24.233
19	21	Scott ROBSON	Lotus Elise	SLS-F	3	1:00.636	7.796	75.217	1:28.016
20	3	Fred WALTON	Subaru Prodrive Impreza	SLS-D	3	1:00.657	7.817	75.191	1:20.770
21	32	John STEVENSON	Subaru Impreza	SLS-A	3	1:00.720	7.880	75.113	1:16.362
22	15	Matt COLLINS	Porsche Cayman	SLS-E	3	1:00.773	7.933	75.047	1:19.012
23	49	Alan TAIT	Subaru Impreza	SLS-D	3	1:00.828	7.988	74.979	1:31.568
24	81	Ian PITMAN	Subaru Impreza	SLS-F	3	1:00.853	8.013	74.948	1:24.656
25	67	Marshall WISHART	Mazda RX8	SLS-F	3	1:00.924	8.084	74.861	1:17.813
26	83	Fraser JAMIESON	Renault Clio 172 Ph1	SLS-E	3	1:00.951	8.111	74.828	1:17.040
27	93	Allister PHILLIPS	Honda Prelude Si VTEC	SLS-F	3	1:01.075	8.235	74.676	1:18.752
28	66	Marten BONNER	Fiat Abarth 500	SLS-D	3	1:01.112	8.272	74.631	1:24.910
29	13	Lewis SKENE	Renault Megane RS	SLS-E	3	1:01.368	8.528	74.320	1:11.369
30	26	Kevin KENSETT	Peugeot 106	SLS-E	3	1:01.543	8.703	74.108	1:13.022
31	43	Stuart BUCHAN	Renault Clio 172 Cup	SLS-E	3	1:01.546	8.706	74.105	1:14.084
32	64	Andrew CAMERON	Porsche 911 Carrera	SLS-E	3	1:01.555	8.715	74.094	1:22.279
33	48	Robert JOBSON	Audi A3 3.2	SLS-F	3	1:01.615	8.775	74.022	1:14.871
34	42	Alex MILNE	Audi TTRS Plus	SLS-D	3	1:01.696	8.856	73.924	1:17.227
35	16	Martin KELMAN	Renault Clio 172 Cup	SLS-E	3	1:02.547	9.707	72.919	1:18.542
36	40	Scott WALKER	Subaru Impreza	SLS-C	3	1:02.608	9.768	72.848	1:15.723
37	41	Neil METHVEN	Renault Clio 182	SLS-F	3	1:02.779	9.939	72.649	1:24.673
38	54	Steven McNAB	Renault Clio	SLS-F	3	1:02.869	10.029	72.545	1:19.301
39	87	Andy TAYLOR	Volkswagon Golf Cup	SLS-E	3	1:02.983	10.143	72.414	1:14.336
40	50	Gavin EDGAR	Renault Clio Williams	SLS-F	3	1:03.389	10.549	71.950	1:22.186
41	358	Stavros COSTA	Peugeot GTi	SLS-E	3	1:03.669	10.829	71.634	1:23.010
42	38	Chris HISLOP	Renault Clio 197	SLS-F	3	1:03.678	10.838	71.623	1:23.342
43	27	Paul WILSON	Renault Clio Cup	SLS-F	3	1:03.975	11.135	71.291	1:09.168

Announcements

Car No.187 - Lap time disallowed - Exceeding track limits.

Clerk of the Course.

Sig : Time :

Chief Timekeeper : Ian Sharp (SMART Timing)

 Results available at www.mylaps.com and www.smart-timing.co.uk

Printed: 01/08/2016 19:54:14

Orbits



Super Lap Scotland - Round 5

Sorted on best lap time

Super Lap Scotland Knockhill 1.267 miles
 Final - Overall 31/07/2016 15:55
 Practice started at 15:32:50

Pos	No.	Name	Make/Model	Class Code	Laps	Best Tm	Diff	Best Speed	2nd Best
44	59	Simon McWILLIAM	Renault Clio 172 Cup	SLS-F	3	1:04.665	11.825	70.530	1:37.341
45	53	Jamie GOUDIE	Mazda MX5	SLS-F	3	1:05.548	12.708	69.580	1:18.448
46	29	Archie BAIN	Subaru Impreza Type RA	SLS-A	3	1:06.337	13.497	68.753	1:37.930
47	65	Sam ELASSAR	McLaren 650S	SLS-A	3	1:07.673	14.833	67.395	1:29.114
48	132	Suzanne BUIST	Mini Cooper S	SLS-F	3	1:08.366	15.526	66.712	1:26.626
49	56	Adam KINDNESS	Subaru Impreza STi Type R	SLS-B	3	1:10.919	18.079	64.311	1:26.415
50	39	Martin PALMER	MGF Trophy 160	SLS-F	3	1:15.561	22.721	60.360	1:27.356
Not classified (from pos 51)									
	187	Nick COOK	Volkswagon Golf Cup	SLS-E	3	1:03.026	10.186	72.364	1:30.967
DNF	79	Eric HOLMES	Mitsubishi Evo	SLS-P	1			-	

Announcements

Car No.187 - Lap time disallowed - Exceeding track limits.

Clerk of the Course. Orbits

Sig : Time :
 Chief Timekeeper : Ian Sharp (SMART Timing)
 Results available at www.mylaps.com and www.smart-timing.co.uk





ORGANISERS OF THE



Round 10 - Knockhill - Clockwise
Sprint

Run Off 1

Run Off 2

No.	Name	Make	Intermediate	Flying Lap	Finish	Intermediate	Flying Lap	Finish	Best
715	Stewart R ROBB	Pilbeam MP88	41.06	43.14	84.20				84.20
1	Colin CALDER	Gould GR55	42.59	45.24	87.83	40.56	43.90	84.46	84.46
11	Heather CALDER	Gould GR55	43.03	43.56	86.59	41.16	43.75	84.91	84.91
15	Stewart ROBB	Pilbeam MP88	42.85	44.13	86.98	41.58	44.00	85.58	85.58
3	John GRAHAM	Gould RGR55B	44.77	47.25	92.02	43.97	46.81	90.78	90.78
14	Terry HOLMES	Lola Tegra Judd	47.68	47.61	95.29	44.82	46.65	91.47	91.47
5	Steve MILES	Van Diemen RF96	46.46	50.02	96.48	44.95	49.44	94.39	94.39
16	Nicholas ALGAR	DJ Firehawk	46.74	50.49	97.23	46.51	49.49	96.00	96.00
19	Matt CARTER	Radical PR6	47.00	51.08	98.08	47.46	50.83	98.29	98.08
18	Louise CALDER	Jedi Mk1	49.10	51.27	100.37	47.63	51.33	98.96	98.96
12	Jim BELT	Juno TR400	48.52	52.31	100.83				100.83
714	Graham PORRETT	Lola Tegra T90	49.86	51.36	101.22	50.61	51.77	102.38	101.22



Scottish Motorsports Automatic Race Timing

