

# Knockhill

3<sup>rd</sup> April 2016



## Spring Race Meeting



OFFICIAL FEEDER SERIES

**BEATSON'S**  
BUILDING SUPPLIES

[www.Superchips.co.uk](http://www.Superchips.co.uk)  
be driven



**wheels  
around**



**S.M.A.R.T.**

**Scottish Motorsports Automatic Race Timing**

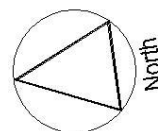
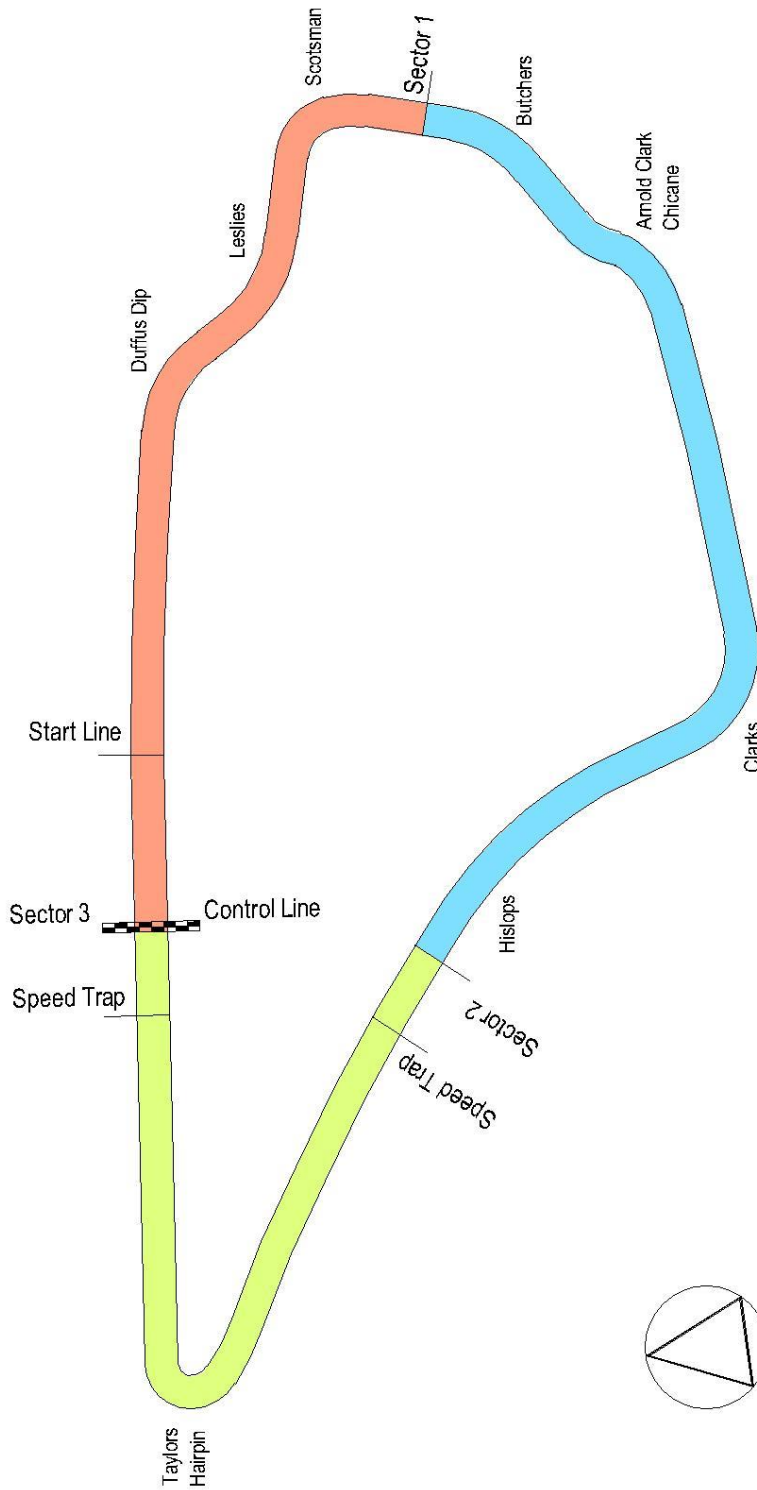

Ravenslea, Melrose Road, Galashiels, TD1 2AT

Telephone : 01896 – 752447

# Scottish Motorsports Automatic Race Timing

## Circuit layout

### Knockhill – Clockwise



Length
Sector 1 0.433 Mile
Sector 2 0.503 Mile
Sector 3 0.334 Mile

# Qualifying Results



Bulletin No. \_\_\_\_\_

## SMRC Spring Race Meeting

Sorted on best lap time

Scottish Legends Championship

Knockhill 1.267 miles

Familiarisation - Q1

03/04/2016 08:30

Practice (6 Laps) started at 8:36:47

Pos	No.	Name	Make/Model	CC	Class Code	Laps	Best Tm	Diff	Best Speed	2nd Best
1	1	John PATERSON	Ford Coupe	1250	L	6	1:06.826		68.249	1:07.598
2	7	Ross MARSHALL	Ford Coupe	1250	LT	6	1:08.948	2.122	66.149	1:09.256
3	6	David HUNTER	Ford Coupe	1250	L	6	1:09.021	2.195	66.079	1:09.451
4	52	Stewart BLACK	Ford Coupe	1250	L	6	1:09.857	3.031	65.288	1:09.969
5	71	Ryan McLEISH	Ford Coupe	1250	L R	6	1:09.950	3.124	65.201	1:10.080
6	38	Pino PALAZZO	Ford Sedan	1250	L	6	1:10.057	3.231	65.102	1:10.874
7	17	Billy WAIT	37 Ford	1250	L	5	1:10.875	4.049	64.350	1:11.189
8	46	Ross McCULLOCH	Ford Coupe	1250	L R	6	1:11.214	4.388	64.044	1:11.554
9	88	Jeff PRITCHARD	Ford Coupe	1200	L	6	1:16.750	9.924	59.425	1:17.734
10	37	Ivor GREENWOOD	Ford Coupe	1250	L	3	1:17.440	10.614	58.895	1:20.709
11	77	Allan CLARKE	Ford Coupe	1250	L R	5	1:27.065	20.239	52.384	1:29.095

Clerk of the Course.

Orbits

Sig : Time :

Chief Timekeeper : Ian Sharp (SMART Timing)

Results available at [www.mylaps.com](http://www.mylaps.com) and [www.smart-timing.co.uk](http://www.smart-timing.co.uk)

Printed: 08/04/2016 16:45:30





## SMRC Spring Race Meeting

### Scottish Legends Championship

Knockhill 1.267 miles

### Familiarisation - Q1

03/04/2016 08:30

### Practice (6 Laps) started at 8:36:47

Lap	Time of Day	Lap Tm	S1	S2	S3	S3Spd	SFSpd	Lap	Time of Day	Lap Tm	S1	S2	S3	S3Spd	SFSpd
<b>(1) John PATERSON</b>															
1	8:37:59.180			25.973	19.882	96.005	85.379	2	8:42:29.945	<b>1:17.440</b>	<b>25.906</b>	<b>28.806</b>	22.728	<b>81.146</b>	72.004
2	8:39:06.902	<b>1:07.722</b>	22.065	26.021	19.636	<b>96.143</b>	85.815	3	8:43:50.654	<b>1:20.709</b>	27.029	31.204	<b>22.476</b>	76.345	<b>78.305</b>
3	8:40:14.500	<b>1:07.598</b>	21.867	26.242	<b>19.489</b>	95.731	<b>85.925</b>	<b>(77) Allan CLARKE</b>							
4	8:41:22.187	<b>1:07.687</b>	22.070	25.761	19.856	96.143	85.054	1	8:38:54.852			37.197	27.788	67.581	72.627
5	8:42:29.013	<b>1:06.826</b>	<b>21.756</b>	<b>25.572</b>	19.498	96.143	85.925	2	8:40:26.275	<b>1:31.423</b>	30.092	35.834	25.497	<b>79.795</b>	74.897
6	8:43:36.648	<b>1:07.635</b>	22.092	26.033	19.510	94.785	85.815	3	8:41:55.557	<b>1:29.282</b>	28.674	34.534	26.074	76.000	68.477
<b>(7) Ross MARSHALL</b>															
1	8:38:02.211			26.767	20.927	94.252	84.518	4	8:43:24.652	<b>1:29.095</b>	29.313	35.216	<b>24.566</b>	76.345	<b>77.941</b>
2	8:39:11.977	<b>1:09.766</b>	23.085	26.560	20.121	96.143	86.927	5	8:44:51.717	<b>1:27.065</b>	<b>28.183</b>	<b>34.242</b>	24.640	77.402	75.064
3	8:40:21.439	<b>1:09.462</b>	23.234	<b>26.150</b>	<b>20.078</b>	<b>97.117</b>	<b>87.040</b>								
4	8:41:31.128	<b>1:09.689</b>	23.108	26.259	20.322	96.836	86.368								
5	8:42:40.384	<b>1:09.256</b>	22.796	26.316	20.144	95.459	86.146								
6	8:43:49.332	<b>1:08.948</b>	<b>22.518</b>	26.187	20.243	96.281	86.146								
<b>(6) David HUNTER</b>															
1	8:38:19.505			27.436	21.565	89.957	84.839								
2	8:39:31.127	<b>1:11.622</b>	22.961	28.011	20.650	95.459	88.068								
3	8:40:40.578	<b>1:09.451</b>	22.606	26.701	<b>20.144</b>	<b>97.540</b>	<b>89.477</b>								
4	8:41:49.599	<b>1:09.021</b>	22.479	<b>26.234</b>	20.308	96.697	88.183								
5	8:43:10.784	<b>1:21.185</b>	22.318	37.978	20.889	95.053	87.040								
6	8:44:26.739	<b>1:15.955</b>	<b>22.212</b>	26.647	27.096	96.281	29.589								
<b>(52) Stewart BLACK</b>															
1	8:38:15.818			30.008	23.170	87.952	85.162								
2	8:39:33.866	<b>1:18.048</b>	27.116	29.801	21.131	92.690	85.379								
3	8:40:45.208	<b>1:11.342</b>	23.585	27.118	20.639	92.947	84.625								
4	8:41:56.204	<b>1:10.996</b>	23.473	27.140	20.383	<b>93.205</b>	<b>85.596</b>								
5	8:43:06.061	<b>1:09.857</b>	22.898	<b>26.904</b>	<b>20.055</b>	92.435	85.379								
6	8:44:16.030	<b>1:09.969</b>	<b>22.814</b>	26.918	20.237	92.435	84.839								
<b>(71) Ryan McLEISH</b>															
1	8:38:03.017			26.707	20.791	94.252	<b>84.732</b>								
2	8:39:13.097	<b>1:10.080</b>	22.813	26.898	<b>20.369</b>	<b>94.919</b>	84.518								
3	8:40:23.819	<b>1:10.722</b>	22.767	26.910	21.045	94.518	83.260								
4	8:41:34.354	<b>1:10.535</b>	22.994	26.693	20.848	94.651	82.139								
5	8:42:44.304	<b>1:09.950</b>	22.813	26.757	20.380	93.988	83.989								
6	8:43:54.614	<b>1:10.310</b>	<b>22.736</b>	<b>26.617</b>	20.957	93.988	81.938								
<b>(38) Pino PALAZZO</b>															
1	8:38:06.749			27.844	21.654	91.928	84.946								
2	8:39:17.623	<b>1:10.874</b>	23.075	26.926	20.873	<b>94.385</b>	84.412								
3	8:40:33.108	<b>1:15.485</b>	23.486	31.079	20.920	93.335	<b>85.706</b>								
4	8:41:45.858	<b>1:12.750</b>	22.858	29.232	20.660	93.595	85.054								
5	8:42:55.915	<b>1:10.057</b>	<b>22.807</b>	<b>26.836</b>	<b>20.414</b>	93.988	85.054								
6	8:44:07.212	<b>1:11.297</b>	23.028	27.249	21.020	93.076	83.571								
<b>(17) Billy WAIT</b>															
1	8:38:16.056			29.951	23.073	89.002	83.989								
2	8:39:28.456	<b>1:12.400</b>	23.978	27.498	20.924	93.076	85.379								
3	8:40:39.645	<b>1:11.189</b>	23.127	27.320	<b>20.742</b>	94.785	85.815								
4	8:41:50.520	<b>1:10.875</b>	<b>23.039</b>	<b>26.872</b>	20.964	<b>97.967</b>	<b>87.266</b>								
5	8:43:05.963	<b>1:15.443</b>	23.136	29.094	23.213	93.595	35.209								
<b>(46) Ross McCULLOCH</b>															
1	8:38:25.133			29.610	22.323	87.153	81.540								
2	8:39:39.569	<b>1:14.436</b>	25.069	28.360	21.007	93.076	84.839								
3	8:40:51.593	<b>1:12.024</b>	23.511	28.188	<b>20.325</b>	93.726	<b>85.925</b>								
4	8:42:03.147	<b>1:11.554</b>	23.255	27.653	20.646	<b>94.518</b>	85.815								
5	8:43:16.539	<b>1:13.392</b>	23.240	29.348	20.804	93.726	85.706								
6	8:44:27.753	<b>1:11.214</b>	<b>22.969</b>	<b>27.527</b>	20.718	94.518	83.989								
<b>(88) Jeff PRITCHARD</b>															
1	8:38:14.911			30.515	23.208	83.780	<b>82.645</b>								
2	8:39:37.337	<b>1:22.426</b>	27.091	32.889	22.446	76.782	79.985								
3	8:40:54.087	<b>1:16.750</b>	24.927	30.097	<b>21.726</b>	<b>91.303</b>	82.442								
4	8:42:11.821	<b>1:17.734</b>	<b>24.881</b>	<b>29.910</b>	22.943	86.479	73.664								
5	8:43:30.358	<b>1:18.537</b>	25.731	30.672	22.134	77.851	80.658								
6	8:44:49.621	<b>1:19.263</b>	25.489	31.490	22.284	80.272	75.317								
<b>(37) Ivor GREENWOOD</b>															
1	8:41:12.505			29.577	23.759	73.907	71.927								

Clerk of the Course.

Sig : Time :  
 Chief Timekeeper : Ian Sharp (SMART Timing)

Results available at [www.mylaps.com](http://www.mylaps.com) and [www.smart-timing.co.uk](http://www.smart-timing.co.uk)

Orbits



## SMRC Spring Race Meeting

Sorted on best lap time

Celtic Speed Mini Cooper Cup

Knockhill 1.267 miles

Qualifying 2

03/04/2016 08:45

Practice (10:00 Time) started at 8:47:24

Pos	No.	Name	Make/Model	CC	Class Code	Laps	Best Tm	Diff	Best Speed	2nd Best
1	99	Vic COVEY Jnr	Mini Cooper	1600	Guest	9	1:07.879		67.191	1:08.020
2	8	Hannah CHAPMAN	Mini Cooper	1600	SM L	9	1:08.068	0.189	67.004	1:08.216
3	23	Ian MUNRO	Mini Cooper	1600	SM	9	1:08.221	0.342	66.854	1:08.331
4	47	Reis ROBERTSON	Mini Cooper	1600	SMN	8	1:08.524	0.645	66.558	1:09.392
5	3	Jock BORTHWICK	Mini Cooper	1600	SM	8	1:08.776	0.897	66.314	1:09.852
6	33	Dylan O'DONNELL	Mini Cooper	1600	SMN	8	1:09.111	1.232	65.993	1:09.376
7	87	Paul BELL	Mini Cooper	1600	SM	9	1:09.284	1.405	65.828	1:09.367
8	5	Des WHEATLEY	Mini Cooper	1600	SM	8	1:09.292	1.413	65.821	1:09.578
9	4	Dominic WHEATLEY	Mini Cooper	1600	SMN	8	1:09.395	1.516	65.723	1:09.519
10	51	Chris MILFORD	Mini Cooper	1600	SM	7	1:09.499	1.620	65.625	1:09.691
11	24	John DUNCAN	Mini Cooper	1600	SMN	9	1:09.633	1.754	65.498	1:09.801
12	6	Daniel DREELAN	Mini Cooper	1600	SM	8	1:09.717	1.838	65.419	1:10.050
13	67	Mark GERAGHTY	Mini Cooper	1600	SMN	8	1:09.860	1.981	65.285	1:10.280
14	98	Brandon WALSH	Mini Cooper	1600	SMN	8	1:09.956	2.077	65.196	1:10.440
15	11	Morgan MURRAY	Mini Cooper	1600	SMN	8	1:10.007	2.128	65.148	1:10.215
16	30	Callum DRYBURGH	Mini Cooper	1600	SM	8	1:10.014	2.135	65.142	1:10.713
17	26	William BLAKE	Mini Cooper	1600	SM	8	1:10.227	2.348	64.944	1:12.121
18	96	Taeler SHAND	Mini Cooper	1600	SMN L	8	1:10.899	3.020	64.329	1:11.172
19	61	Malcolm McNAB	Mini Cooper	1600	SM	6	1:11.491	3.612	63.796	1:12.243
20	7	Jonny DREELAN	Mini Cooper	1600	SMN	8	1:11.719	3.840	63.593	1:12.208
21	12	Allan PATERSON	Mini Cooper	1600	SMN	8	1:11.837	3.958	63.489	1:12.415
22	50	Andrew BELL	Mini Cooper	1600	SMN	8	1:15.769	7.890	60.194	1:16.072

### Announcements

Car No's 3, 8, 26 &amp; 87 - Selected lap times disallowed - Exceeding track limits.

Clerk of the Course.

Sig : Time :

Chief Timekeeper : Ian Sharp (SMART Timing)

 Results available at [www.mylaps.com](http://www.mylaps.com) and [www.smart-timing.co.uk](http://www.smart-timing.co.uk)

Printed: 08/04/2016 16:36:06

Orbits





## SMRC Spring Race Meeting

Celtic Speed Mini Cooper Cup

Knockhill 1.267 miles

Qualifying 2

03/04/2016 08:45

Practice (10:00 Time) started at 8:47:24

Lap	Time of Day	Lap Tm	S1	S2	S3	S3Spd	SFSpd	Lap	Time of Day	Lap Tm	S1	S2	S3	S3Spd	SFSpd
3	8:52:01.200	1:11.276	23.365	27.057	20.854	83.054	74.897								
4	8:53:11.508	1:10.308	22.962	26.666	20.680	84.306	74.399								
5	8:54:23.944	1:12.436	23.102	28.829	20.505	84.306	74.564								
6	8:55:33.951	1:10.007	22.959	26.451	20.597	84.200	74.813								
7	8:56:44.193	1:10.242	22.668	26.687	20.887	83.467	72.864								
8	8:57:54.408	1:10.215	23.161	26.604	20.450	85.487	75.487								

### (30) Callum DRYBURGH

1	8:49:16.357			32.121	23.038	62.542	72.392
2	8:50:31.235	1:14.878	25.261	27.976	21.641	80.853	72.706
3	8:51:45.078	1:13.843	25.006	27.748	21.089	81.343	71.315
4	8:52:56.724	1:11.646	23.856	26.869	20.921	81.540	72.627
5	8:54:08.242	1:11.518	23.374	27.114	21.030	82.139	72.627
6	8:55:19.642	1:11.400	23.248	26.886	21.266	82.543	72.470
7	8:56:30.355	1:10.713	23.209	26.720	20.784	82.139	72.549
8	8:57:40.369	1:10.014	22.918	26.342	20.754	83.157	72.706

### (26) William BLAKE

1	8:48:57.508			33.556	21.903	79.606	72.706
2	8:50:10.901	1:13.393	25.142	26.988	21.263	81.639	73.342
3	8:51:23.022	1:12.121	23.831	26.702	21.588	82.039	74.981
4	8:52:34.402	1:11.380	23.496	26.393	21.491	82.747	73.422
5	8:53:47.012	1:12.610	23.896	27.011	21.703	81.639	73.422
6	8:55:00.726	1:13.714	24.691	26.441	22.582	83.054	38.948
7	8:57:07.942	2:07.216	1:20.190	26.222	20.804	82.442	73.826
8	8:58:18.169	1:10.227	23.288	26.079	20.860	82.849	73.022

### (96) Taeler SHAND

1	8:49:20.096			32.837	23.837	62.600	72.004
2	8:50:34.817	1:14.721	25.249	28.123	21.349	81.639	72.943
3	8:51:48.651	1:13.834	24.884	27.859	21.091	83.260	72.549
4	8:53:00.487	1:11.836	23.465	27.427	20.944	82.747	73.262
5	8:54:11.386	1:10.899	23.242	27.022	20.635	83.260	73.664
6	8:55:25.024	1:13.638	23.805	28.947	20.886	80.853	74.399
7	8:56:36.196	1:11.172	23.989	26.725	20.458	83.363	73.745
8	8:57:50.148	1:13.952	24.300	28.285	21.367	71.620	73.583

### (61) Malcolm McNAB

1	8:49:02.253			33.520	28.092	75.148	68.758
2	8:50:17.051	1:14.798	24.906	27.958	21.934	78.857	74.234
3	8:51:29.745	1:12.694	23.515	28.328	20.851	83.780	74.234
4	8:52:41.236	1:11.491	23.486	27.375	20.630	83.467	74.730
5	8:53:53.479	1:12.243	23.117	28.216	20.910	82.849	74.070
6	8:55:13.404	1:19.925	23.163	30.159	26.603	56.679	29.498

### (7) Jonny DREELAN

1	8:49:40.267			31.392	24.412	68.547	71.164
2	8:50:53.941	1:13.674	24.017	27.934	21.723	81.441	73.664
3	8:52:06.770	1:12.829	23.975	27.455	21.399	82.747	73.989
4	8:53:19.122	1:12.352	23.576	27.411	21.365	82.442	73.664
5	8:54:31.330	1:12.208	23.712	27.241	21.255	82.849	74.152
6	8:55:43.049	1:11.719	23.347	27.226	21.146	82.849	74.399
7	8:56:58.544	1:15.495	24.802	29.560	21.133	82.341	74.399
8	8:58:14.919	1:16.375	24.160	27.470	24.745	83.054	23.472

### (12) Allan PATERSON

1	8:49:14.476			32.136	23.187	61.965	69.254
2	8:50:30.125	1:15.649	25.778	28.119	21.752	80.272	71.543
3	8:51:49.055	1:18.930	29.144	27.948	21.838	80.658	71.773
4	8:53:03.786	1:14.731	24.686	28.446	21.599	79.417	72.627
5	8:54:16.543	1:12.757	24.426	27.065	21.266	82.645	72.627
6	8:55:28.958	1:12.415	23.983	27.138	21.294	82.039	73.022
7	8:56:42.422	1:13.464	24.611	27.043	21.810	82.240	72.549
8	8:57:54.259	1:11.837	24.064	26.741	21.032	83.260	73.583

### (50) Andrew BELL

1	8:49:21.418			31.643	23.772	59.811	72.706
2	8:50:38.369	1:16.951	25.878	29.394	21.679	79.700	72.785
3	8:51:55.685	1:17.316	24.888	29.464	22.964	76.607	72.236
4	8:53:12.991	1:17.306	24.428	29.736	23.142	74.730	69.470
5	8:54:29.063	1:16.072	25.995	28.683	21.394	80.950	72.943
6	8:55:44.832	1:15.769	24.161	29.981	21.627	82.039	73.664
7	8:57:01.232	1:16.400	25.861	28.556	21.983	75.742	72.864
8	8:58:20.955	1:19.723	24.734	30.246	24.743	81.146	24.564

Clerk of the Course.

Sig : Time :

Chief Timekeeper : Ian Sharp (SMART Timing)

 Results available at [www.mylaps.com](http://www.mylaps.com) and [www.smart-timing.co.uk](http://www.smart-timing.co.uk)

Printed: 08/04/2016 16:37:03

Orbits



## SMRC Spring Race Meeting

Celtic Speed Mini Cooper Cup

Knockhill 1.267 miles

Race 2 - 1st Race

03/04/2016 11:00

Race (10 Laps) started at 11:02:42

POLE POSITION

<b>2</b>	8 Hannah CHAPMAN 1:08.068
<b>4</b>	47 Reis ROBERTSON 1:08.524
<b>6</b>	33 Dylan O'DONNELL 1:09.111
<b>8</b>	5 Des WHEATLEY 1:09.292
<b>10</b>	51 Chris MILFORD 1:09.499
<b>12</b>	6 Daniel DREELAN 1:09.717
<b>14</b>	98 Brandon WALSH 1:09.956
<b>16</b>	30 Callum DRYBURGH 1:10.014
<b>18</b>	96 Taeler SHAND 1:10.899
<b>20</b>	7 Jonny DREELAN 1:11.719

<b>1</b>	99 Vic COVEY Jnr 1:07.879
<b>3</b>	23 Ian MUNRO 1:08.221
<b>5</b>	3 Jock BORTHWICK 1:08.776
<b>7</b>	87 Paul BELL 1:09.284
<b>9</b>	4 Dominic WHEATLEY 1:09.395
<b>11</b>	24 John DUNCAN 1:09.633
<b>13</b>	67 Mark GERAGHTY 1:09.860
<b>15</b>	11 Morgan MURRAY 1:10.007
<b>17</b>	26 William BLAKE 1:10.227
<b>19</b>	61 Malcolm McNAB 1:11.491

**1**  
**2**  
**3**  
**4**  
**5**  
**6**  
**7**  
**8**  
**9**  
**10**

Clerk of the Course.

Orbits


Sig : Time :  
 Chief Timekeeper : Ian Sharp (SMART Timing)  
 Results available at [www.mylaps.com](http://www.mylaps.com) and [www.smart-timing.co.uk](http://www.smart-timing.co.uk)





## SMRC Spring Race Meeting

Celtic Speed Mini Cooper Cup Knockhill 1.267 miles  
 Race 2 - 1st Race 03/04/2016 11:00  
 Race (10 Laps) started at 11:02:42



**22**  
 50 Andrew BELL  
 1:15.769

**21**  
 12 Allan PATERSON  
 1:11.837

**11**

**23**  
 91 Robbie DALGLEISH

**12**

# Qualifying Results



Bulletin No. \_\_\_\_\_

## SMRC Spring Race Meeting

Sorted on best lap time

Scottish Saloons & Sportscars Championship

Knockhill 1.267 miles

Qualifying 3

03/04/2016 09:00

Practice (10:00 Time) started at 9:02:13

Pos	No.	Name	Make/Model	CC	Class Code	Laps	Best Tm	Diff	Best Speed	2nd Best
1	56	Adam KINDNESS	Subaru Impreza STi	2000T	A1	8	59.064		77.219	1:00.780
2	16	Colin SIMPSON	Marcos Mantis	5000	A2	8	1:00.005	0.941	76.008	1:00.038
3	47	Graham DAVIDSON	Noble M400	3000	A2	7	1:01.288	2.224	74.417	1:01.543
4	1	Ian DONALDSON	Misubishi Evo 9	2000	A1	7	1:02.129	3.065	73.409	1:03.313
5	4	Mark DAWSON	Seat Leon Supercopa	1994	A2	6	1:02.349	3.285	73.150	1:05.461
6	63	Graham ROBERTSON	BMW E46 M3	3200	A2	9	1:06.405	7.341	68.682	1:06.617
7	28	Scott TOLLAN	Escort Cosworth	2000	A1	8	1:07.293	8.229	67.776	1:07.956
8	89	William ROBSON	Ford Focus RS	2500	B1	9	1:08.837	9.773	66.256	1:09.348
9	68	John KENNEDY	Subaru GC8	2000T	B1	6	1:14.483	15.419	61.233	1:16.051
10	13	Keith COWIE	Seat Leon Supercopa	2000	A2	5	1:25.238	26.174	53.507	1:27.135
11	64	Charlie FRASER	Westfield Megabusa	1396	B2	4	1:34.918	35.854	48.050	1:36.169
12	6	Phil DRYBURGH	Ginetta G50	4500	A2				-	
13	23	Brian MELDRUM	Seat Leon Sport	2000	B1				-	
14	79	Paul BRYDON	BMW M3	3200T	A2				-	

Clerk of the Course.

Orbits

Sig : Time :

Chief Timekeeper : Ian Sharp (SMART Timing)

Results available at [www.mylaps.com](http://www.mylaps.com) and [www.smart-timing.co.uk](http://www.smart-timing.co.uk)

Printed: 08/04/2016 16:47:06





# Qualifying Results



Bulletin No. \_\_\_\_\_

## SMRC Spring Race Meeting

Scottish Saloons & Sportscars Championship

Knockhill 1.267 miles

Race 3 - 1st Race

03/04/2016 11:20

Race (12 Laps) started at 11:27:10

POLE POSITION

<b>2</b> 16 Colin SIMPSON 1:00.005
<b>4</b> 1 Ian DONALDSON 1:02.129
<b>6</b> 63 Graham ROBERTSON 1:06.405
<b>8</b> 89 William ROBSON 1:08.837
<b>10</b> 13 Keith COWIE 1:25.238
<b>12</b> 23 Brian MELDRUM
<b>14</b> 79 Paul BRYDON

<b>1</b> 56 Adam KINDNESS 59.064
<b>3</b> 47 Graham DAVIDSON 1:01.288
<b>5</b> 4 Mark DAWSON 1:02.349
<b>7</b> 28 Scott TOLLAN 1:07.293
<b>9</b> 68 John KENNEDY 1:14.483
<b>11</b> 64 Charlie FRASER 1:34.918
<b>13</b> 6 Phil DRYBURGH

1  
2  
3  
4  
5  
6  
7

Clerk of the Course.

Sig : Time :

Chief Timekeeper : Ian Sharp (SMART Timing)

Results available at [www.mylaps.com](http://www.mylaps.com) and [www.smart-timing.co.uk](http://www.smart-timing.co.uk)

Orbits



Printed: 08/04/2016 16:47:46



OFFICIAL FEEDER SERIES

**BEATSON'S**  
BUILDING SUPPLIES

# Qualifying Results

Bulletin No. \_\_\_\_\_



## SMRC Spring Race Meeting

Sorted on best lap time


Scottish Formula Ford 1600 Championship

Knockhill 1.267 miles

Qualifying 4

03/04/2016 09:15

Practice (10:00 Time) started at 9:17:57



Pos	No.	Name	Make/Model	CC	Class Code	Laps	Best Tm	Diff	Best Speed	2nd Best
1	33	Jordan GRONKOWSKI	Van Diemen JL012K	1600	FF16A	9	1:02.312		73.194	1:02.602
2	25	Neil MacLENNAN	Ray GR09	1600	FF16A	10	1:02.552	0.240	72.913	1:02.847
3	50	Jamie THORBURN	Ray GR15	1600	FF16A-N	10	1:03.332	1.020	72.015	1:03.534
4	8	Sebastian MELROSE	Ray GR14	1600	FF16A	10	1:03.820	1.508	71.464	1:04.470
5	71	Matthew COWLEY	Van Dieman JL13	1600	FF 16A-N	9	1:04.629	2.317	70.570	1:05.071
6	92	Matthew CHISHOLM	Van Diemen RF92	1600	FF16B	9	1:05.065	2.753	70.097	1:05.078
7	3	Neil BROOME	Swift SC93C	1600	FF16B	9	1:05.599	3.287	69.526	1:05.828
8	70	David THORBURN	Ray GR15	1600	FF16A	9	1:05.694	3.382	69.426	1:06.431
9	77	Fraser GRAY	Ray GR14	1600	FF16A	9	1:07.709	5.397	67.359	1:07.916
10	29	Ross HOWE	Van Dieman RF99	1600	FF16A-N	9	1:07.820	5.508	67.249	1:08.175
11	30	Steven BARLOW	Ray 98	1600	FF 16A	9	1:08.099	5.787	66.974	1:09.169
12	22	Fergus MCINTYRE	Ray GR05	1600	FF16A	8	1:08.870	6.558	66.224	1:09.547

Clerk of the Course.

Orbits

Sig : Time :  
Chief Timekeeper : Ian Sharp (SMART Timing)  
Results available at [www.mylaps.com](http://www.mylaps.com) and [www.smart-timing.co.uk](http://www.smart-timing.co.uk)



Printed: 08/04/2016 16:43:58



BEATSON'S BUILDING SUPPLIES

Qualifying Results



OFFICIAL FEEDER SERIES

Bulletin No. \_\_\_\_\_

SMRC Spring Race Meeting

Scottish Formula Ford 1600 Championship

Knockhill 1.267 miles

Qualifying 4

03/04/2016 09:15

Practice (10:00 Time) started at 9:17:57

Table with columns: Lap, Time of Day, Lap Tm, S1, S2, S3, S3Spd, SFSpd. Contains data for drivers: (33) Jordan GRONKOWSKI, (25) Neil MacLENNAN, (50) Jamie THORBURN, (8) Sebastian MELROSE, (71) Matthew COWLEY, (92) Matthew CHISHOLM, (3) Neil BROOME, (70) David THORBURN, (77) Fraser GRAY, (29) Ross HOWE, (30) Steven BARLOW, (22) Fergus MCINTYRE.

Clerk of the Course.

Sig : Time : Chief Timekeeper : Ian Sharp (SMART Timing)

Results available at www.mylaps.com and www.smart-timing.co.uk

Orbits





OFFICIAL FEEDER SERIES

**BEATSON'S**  
BUILDING SUPPLIES

# Qualifying Results

Bulletin No. \_\_\_\_\_



## SMRC Spring Race Meeting

Scottish Formula Ford 1600 Championship

Knockhill 1.267 miles

Race 4 - 1st Race

03/04/2016 11:45

Race (12 Laps) started at 11:51:41

POLE POSITION

<b>2</b> 25 Neil MacLENNAN 1:02.552
<b>4</b> 8 Sebastian MELROSE 1:03.820
<b>6</b> 92 Matthew CHISHOLM 1:05.065
<b>8</b> 70 David THORBURN 1:05.694
<b>10</b> 29 Ross HOWE 1:07.820
<b>12</b> 22 Fergus MCINTYRE 1:08.870

<b>1</b> 33 Jordan GRONKOWSKI 1:02.312
<b>3</b> 50 Jamie THORBURN 1:03.332
<b>5</b> 71 Matthew COWLEY 1:04.629
<b>7</b> 3 Neil BROOME 1:05.599
<b>9</b> 77 Fraser GRAY 1:07.709
<b>11</b> 30 Steven BARLOW 1:08.099

1  
2  
3  
4  
5  
6

Clerk of the Course.

Sig : Time :

Chief Timekeeper : Ian Sharp (SMART Timing)

Results available at [www.mylaps.com](http://www.mylaps.com) and [www.smart-timing.co.uk](http://www.smart-timing.co.uk)

Orbits



# Qualifying Results



Bulletin No. \_\_\_\_\_

SMRC Spring Race Meeting

Sorted on best lap time

Scottish BMW Championship

Knockhill 1.267 miles

Qualifying 5

03/04/2016 09:30

Practice (10:00 Time) started at 9:32:02

Pos	No.	Name	Make/Model	CC	Class Code	Laps	Best Tm	Diff	Best Speed	2nd Best
1	97	Greig SUTHERLAND	BMW Compact	1900	BMWCN	8	1:08.829		66.263	1:09.102
2	23	David McNAUGHTON	BMW Compact	1900	BMWCC	9	1:09.096	0.267	66.007	1:09.158
3	28	Alistair SMITH	BMW Compact	1900	BMWCN	8	1:09.380	0.551	65.737	1:10.192
4	72	Cliff HARPER	BMW Compact	1900	BMWCC	8	1:10.036	1.207	65.121	1:10.377
5	85	Gary CLARK	BMW Compact	1900	BMWCC	8	1:10.128	1.299	65.036	1:10.517
6	14	Lee ELRICK	BMW Compact	1900	BMWCN	8	1:10.511	1.682	64.683	1:10.614
7	91	Neil MacINNES	BMW Compact	1900	BMWCN	8	1:10.608	1.779	64.594	1:10.722
8	40	Steven GOLDIE	BMW Compact	1900	BMWCN	8	1:10.803	1.974	64.416	1:11.109
9	81	Douglas SIMPSON	BMW Compact	1900	BMWCN	8	1:11.215	2.386	64.043	1:11.223
10	6	Phil DRYBURGH	BMW Compact	1900	BMWCC	8	1:11.274	2.445	63.990	1:12.333
11	90	Richard SUTHERLAND	BMW Compact	1900	BMWCN	8	1:11.327	2.498	63.943	1:11.471
12	44	Ryan STIRLING	BMW Compact	1900	BMWCC	8	1:11.354	2.525	63.918	1:11.625
13	75	Michael COURTS	BMW Compact	1900	BMWCC	6	1:12.114	3.285	63.245	1:12.137
14	84	Robert MARSHALL	BMW Compact	1900	BMWCN	7	1:12.205	3.376	63.165	1:12.913
15	4	Ray McDOWALL	BMW Compact	1900	BMWCC	7	1:12.352	3.523	63.037	1:13.058
16	53	Andrew MACKIE	BMW Compact	1900	BMWCN	8	1:12.441	3.612	62.959	1:12.596
17	35	Martin BUCHAN	BMW Compact	1900	BMWCN	8	1:12.442	3.613	62.959	1:12.590
18	77	Ashleigh MORRIS	BMW Compact	1900	BMWCC	8	1:12.750	3.921	62.692	1:13.440
19	99	Philip WEBSTER	BMW Compact	1900	BMWCN	7	1:13.873	5.044	61.739	1:16.307
20	32	Liam GRANT	BMW Compact	1900	BMWCN	8	1:14.773	5.944	60.996	1:14.828
21	55	Gordon McSHANNOCK	BMW Compact	1900	BMWCC	7	1:19.132	10.303	57.636	1:19.438

Clerk of the Course.

Orbits

Sig : Time :  
Chief Timekeeper : Ian Sharp (SMART Timing)  
Results available at [www.mylaps.com](http://www.mylaps.com) and [www.smart-timing.co.uk](http://www.smart-timing.co.uk)



Printed: 08/04/2016 16:39:17







## SMRC Spring Race Meeting

Scottish BMW Championship

Knockhill 1.267 miles

Qualifying 5

03/04/2016 09:30

Practice (10:00 Time) started at 9:32:02

Lap	Time of Day	Lap Tm	S1	S2	S3	S3Spd	SFSpd	Lap	Time of Day	Lap Tm	S1	S2	S3	S3Spd	SFSpd
<b>(53) Andrew MACKIE</b>															
1	9:34:11.785			31.627	22.996	76.086	75.402								
2	9:35:26.024	<b>1:14.239</b>	24.153	27.588	22.498	84.625	75.742								
3	9:36:40.088	<b>1:14.064</b>	24.303	27.964	21.797	84.732	76.607								
4	9:37:52.684	<b>1:12.596</b>	23.755	<b>27.175</b>	21.666	85.706	76.958								
5	9:39:05.640	<b>1:12.956</b>	23.405	27.770	21.781	85.596	76.870								
6	9:40:18.886	<b>1:13.246</b>	23.622	28.162	21.462	84.306	76.870								
7	9:41:31.327	<b>1:12.441</b>	23.426	27.611	21.404	84.625	<b>77.047</b>								
8	9:42:47.040	<b>1:15.713</b>	<b>23.222</b>	31.294	<b>21.197</b>	<b>86.814</b>	76.694								
<b>(35) Martin BUCHAN</b>															
1	9:33:41.898			38.416	27.662		75.148								
2	9:34:57.346	<b>1:15.448</b>	24.586	28.457	22.405		75.064								
3	9:36:10.652	<b>1:13.306</b>	23.720	<b>27.544</b>	22.042		75.742								
4	9:37:24.334	<b>1:13.682</b>	23.615	28.175	21.892		75.742								
5	9:38:36.924	<b>1:12.590</b>	<b>23.109</b>	27.572	21.909		75.487								
6	9:39:50.497	<b>1:13.573</b>	23.440	28.058	22.075		75.148								
7	9:41:20.005	<b>1:29.508</b>	23.142	44.857	21.509		75.657								
8	9:42:32.447	<b>1:12.442</b>	23.177	27.790	<b>21.475</b>		<b>76.345</b>								
<b>(77) Ashleigh MORRIS</b>															
1	9:34:05.091			37.491	30.436	46.700	66.509								
2	9:35:22.080	<b>1:16.989</b>	24.358	29.554	23.077	69.904	75.064								
3	9:36:37.645	<b>1:15.565</b>	24.257	29.054	22.254	82.951	75.317								
4	9:37:52.533	<b>1:14.888</b>	24.103	28.326	22.459	84.412	75.148								
5	9:39:07.421	<b>1:14.888</b>	24.586	28.445	21.857	83.780	<b>75.914</b>								
6	9:40:20.171	<b>1:12.750</b>	<b>23.310</b>	<b>27.620</b>	21.820	84.839	75.148								
7	9:41:33.611	<b>1:13.440</b>	23.547	28.217	<b>21.676</b>	<b>85.054</b>	75.064								
8	9:42:47.731	<b>1:14.120</b>	23.816	28.448	21.856	83.260	75.914								
<b>(99) Philip WEBSTER</b>															
1	9:33:54.994			37.285	28.535	44.888	75.064								
2	9:35:14.612	<b>1:19.618</b>	26.062	29.946	23.610	81.244	75.742								
3	9:36:33.245	<b>1:18.633</b>	25.094	30.305	23.234	82.442	76.607								
4	9:37:49.552	<b>1:16.307</b>	24.676	29.170	22.461	<b>84.625</b>	76.172								
5	9:39:16.846	<b>1:27.294</b>	24.157	41.050	22.087	75.402	76.259								
6	9:40:40.939	<b>1:24.093</b>	24.042	37.969	22.082	76.172	77.047								
7	9:41:54.812	<b>1:13.873</b>	<b>23.643</b>	<b>28.564</b>	<b>21.666</b>	84.412	<b>77.491</b>								
<b>(32) Liam GRANT</b>															
1	9:33:58.588			36.627	24.114	71.696	75.572								
2	9:35:15.915	<b>1:17.327</b>	25.033	29.047	23.247	84.200	76.694								
3	9:36:32.859	<b>1:16.944</b>	24.858	29.453	22.633	84.412	76.432								
4	9:37:48.669	<b>1:15.810</b>	24.465	29.170	22.175	83.989	77.224								
5	9:39:03.442	<b>1:14.773</b>	24.384	28.434	21.955	85.596	77.047								
6	9:40:19.064	<b>1:15.622</b>	24.407	28.651	22.564	86.146	<b>78.032</b>								
7	9:41:34.316	<b>1:15.252</b>	24.200	<b>28.192</b>	22.860	<b>86.368</b>	76.782								
8	9:42:49.144	<b>1:14.828</b>	<b>23.987</b>	29.226	<b>21.615</b>	86.035	77.761								
<b>(55) Gordon McSHANNOCK</b>															
1	9:34:06.307			33.190	24.949	74.234	69.977								
2	9:35:27.117	<b>1:20.810</b>	25.867	<b>30.301</b>	24.642	79.043	71.239								
3	9:36:47.045	<b>1:19.928</b>	25.642	30.984	23.302	78.857	72.785								
4	9:38:07.345	<b>1:20.300</b>	25.940	31.069	23.291	79.230	73.502								
5	9:39:27.578	<b>1:20.233</b>	25.864	31.078	23.291	79.323	73.907								
6	9:40:47.016	<b>1:19.438</b>	25.531	30.702	23.205	79.136	<b>75.064</b>								
7	9:42:06.148	<b>1:19.132</b>	<b>25.337</b>	30.671	<b>23.124</b>	<b>80.950</b>	72.549								

Clerk of the Course.

Sig : Time :

Chief Timekeeper : Ian Sharp (SMART Timing)

Results available at [www.mylaps.com](http://www.mylaps.com) and [www.smart-timing.co.uk](http://www.smart-timing.co.uk)

Orbits



# Qualifying Results



Bulletin No. \_\_\_\_\_

## SMRC Spring Race Meeting

Scottish BMW Championship

Knockhill 1.267 miles

Race 5 - 1st Race

03/04/2016 12:10

Race (15 Laps) started at 12:17:01

AMENDED GRID - Car No.28 - Moved to back of grid. POLE POSITION

Position	Driver	Time
1	97 Greig SUTHERLAND	1:08.829
2	23 David McNAUGHTON	1:09.096
3	72 Cliff HARPER	1:10.036
4	85 Gary CLARK	1:10.128
5	14 Lee ELRICK	1:10.511
6	40 Steven GOLDIE	1:10.803
7	6 Phil DRYBURGH	1:11.274
8	81 Douglas SIMPSON	1:11.215
9	90 Richard SUTHERLAND	1:11.327
10	44 Ryan STIRLING	1:11.354
11	75 Michael COURTS	1:12.114
12	84 Robert MARSHALL	1:12.205
13	4 Ray McDOWALL	1:12.352
14	53 Andrew MACKIE	1:12.441
15	99 Philip WEBSTER	1:13.873
16	77 Ashleigh MORRIS	1:12.750
17	55 Gordon McSHANNOCK	1:19.132
18	32 Liam GRANT	1:14.773

Clerk of the Course.

Orbits

Sig : Time :  
Chief Timekeeper : Ian Sharp (SMART Timing)  
Results available at [www.mylaps.com](http://www.mylaps.com) and [www.smart-timing.co.uk](http://www.smart-timing.co.uk)



# Qualifying Results



Bulletin No. \_\_\_\_\_

## SMRC Spring Race Meeting

Scottish BMW Championship

Knockhill 1.267 miles

Race 5 - 1st Race

03/04/2016 12:10

Race (15 Laps) started at 12:17:01

21

28 Alistair SMITH  
1:09.380

11

Clerk of the Course.

Sig : Time :

Chief Timekeeper : Ian Sharp (SMART Timing)

Results available at [www.mylaps.com](http://www.mylaps.com) and [www.smart-timing.co.uk](http://www.smart-timing.co.uk)

Printed: 08/04/2016 16:40:04

Orbits





# Qualifying Results



Bulletin No. \_\_\_\_\_

## SMRC Spring Race Meeting

Sorted on best lap time

Scottish Classics Championship

Knockhill 1.267 miles

Qualifying 6

03/04/2016 09:45

Practice (10:00 Time) started at 9:47:50

Pos	No.	Name	Make/Model	CC	Class Code	Laps	Best Tm	Diff	Best Speed	2nd Best
1	39	Harry SIMPSON	Ginetta G4R	1851	CG	9	1:05.958		69.148	1:06.468
2	77	Tommy GILMARTIN	Morgan +8	3900	CE	7	1:05.993	0.035	69.111	1:07.001
3	49	Raymond BOYD	Porsche 911	2998	CD	9	1:08.095	2.137	66.978	1:08.115
4	4	Stan BERNARD	Porsche 911	2994	CD	9	1:08.648	2.690	66.438	1:09.028
5	51	Alex MONTGOMERY	MGB GTV8	3948	CE	8	1:10.000	4.042	65.155	1:10.199
6	21	Jimmy CROW	Ford Escort	2000	CB	9	1:10.938	4.980	64.293	1:10.998
7	41	Grant ALLAN	Porsche 911	2994	CD	8	1:15.872	9.914	60.112	1:16.505
8	17	Ian DALTRY	Alfa Romeo Alfasud	1494	CA	3	1:16.337	10.379	59.746	1:22.356
9	81	James BRAID	Alfa Romeo Junior GT	1982	CB	8	1:16.533	10.575	59.593	1:16.545
10	85	John BENNETT	Alfa Romeo Guilietta	1600	CB	8	1:16.726	10.768	59.443	1:17.277
11	78	Andrew GRAHAM	Triumph TR8	3900	CE	8	1:16.900	10.942	59.309	1:18.588
12	8	Max HORNE	Lotus Cortina	1598	CC				-	

Clerk of the Course.

Orbits

Sig : Time :

Chief Timekeeper : Ian Sharp (SMART Timing)

Results available at [www.mylaps.com](http://www.mylaps.com) and [www.smart-timing.co.uk](http://www.smart-timing.co.uk)

Printed: 08/04/2016 16:40:34







# Qualifying Results



Bulletin No. \_\_\_\_\_

## SMRC Spring Race Meeting

Scottish Classics Championship

Knockhill 1.267 miles

Race 6 - 1st Race

03/04/2016 12:35

Race (12 Laps) started at 12:51:06

### POLE POSITION

**2**  
 77 Tommy GILMARTIN  
 1:05.993

**1**  
 39 Harry SIMPSON  
 1:05.958

1

**4**  
 4 Stan BERNARD  
 1:08.648

**3**  
 49 Raymond BOYD  
 1:08.095

2

**6**  
 21 Jimmy CROW  
 1:10.938

**5**  
 51 Alex MONTGOMERY  
 1:10.000

3

**8**  
 17 Ian DALTRY  
 1:16.337

**7**  
 41 Grant ALLAN  
 1:15.872

4

**10**  
 85 John BENNETT  
 1:16.726

**9**  
 81 James BRAID  
 1:16.533

5

**12**  
 8 Max HORNE

**11**  
 78 Andrew GRAHAM  
 1:16.900

6

Clerk of the Course.

Sig : Time :  
Chief Timekeeper : Ian Sharp (SMART Timing)

Results available at [www.mylaps.com](http://www.mylaps.com) and [www.smart-timing.co.uk](http://www.smart-timing.co.uk)

Printed: 08/04/2016 16:41:47

Orbits



# Qualifying Results



Bulletin No. \_\_\_\_\_

## SMRC Spring Race Meeting

Sorted on best lap time

Scottish Fiesta Championship

Knockhill 1.267 miles

Qualifying 7

03/04/2016 10:00

Practice (10:00 Time) started at 10:04:27

Pos	No.	Name	Make/Model	CC	Class Code	Laps	Best Tm	Diff	Best Speed	2nd Best
1	1	Wayne MacAULAY	Ford Fiesta ST	2000	ST	9	1:06.481		68.604	1:06.553
2	61	Peter CRUICKSHANK	Ford Fiesta ST	2000	ST	9	1:07.980	1.499	67.091	1:08.527
3	7	Kevin WHYTE	Ford Fiesta ST	2000	ST	9	1:08.713	2.232	66.375	1:09.057
4	25	Andrew CHRISTIE	Ford Fiesta ST	2000	ST	8	1:09.448	2.967	65.673	1:10.124
5	50	Jim DEANS	Ford Fiesta XR2	1600	XR	8	1:09.821	3.340	65.322	1:09.963
6	24	Steven GRAY	Ford Fiesta XR2	1600	XR	8	1:10.415	3.934	64.771	1:11.144
7	37	Russell MORGAN	Ford Fiesta ST	2000	ST	8	1:11.143	4.662	64.108	1:12.262
8	18	Barry FARQUHARSON	Ford Fiesta XR2	1600	XRN	8	1:11.878	5.397	63.453	1:12.195
9	57	Alec TOWNLEY	Ford Fiesta XR2	1600	XRN	8	1:11.882	5.401	63.449	1:12.015
10	55	Stephen WARD	Ford Fiesta ST	2000	ST	8	1:12.756	6.275	62.687	1:12.991
11	22	Gavin BUTTERWORTH	Ford Fiesta XR2	1600	XR	2	1:13.283	6.802	62.236	
12	20	Chris McNEILL	Ford Fiesta XR2	1600	XRN	8	1:15.511	9.030	60.400	1:16.094
13	81	Graeme CUTHBERT	Ford Fiesta XR2	1600	XRN	8	1:15.585	9.104	60.341	1:15.703
14	98	Gordon HASTON	Ford iesta XR2	1600	XRN	7	1:18.022	11.541	58.456	1:18.552

Clerk of the Course.

Orbits

Sig : Time :  
Chief Timekeeper : Ian Sharp (SMART Timing)  
Results available at [www.mylaps.com](http://www.mylaps.com) and [www.smart-timing.co.uk](http://www.smart-timing.co.uk)



Printed: 08/04/2016 16:42:23





# Qualifying Results



Bulletin No. \_\_\_\_\_

## SMRC Spring Race Meeting

Scottish Fiesta Championship

Knockhill 1.267 miles

Race 7 - 1st Race

03/04/2016 14:00

Race (12 Laps) started at 14:00:49

POLE POSITION

<b>2</b> 61 Peter CRUICKSHANK 1:07.980
<b>4</b> 25 Andrew CHRISTIE 1:09.448
<b>6</b> 24 Steven GRAY 1:10.415
<b>8</b> 18 Barry FARQUHARSON 1:11.878
<b>10</b> 55 Stephen WARD 1:12.756
<b>12</b> 20 Chris McNEILL 1:15.511
<b>14</b> 98 Gordon HASTON 1:18.022

<b>1</b> 1 Wayne MacAULAY 1:06.481
<b>3</b> 7 Kevin WHYTE 1:08.713
<b>5</b> 50 Jim DEANS 1:09.821
<b>7</b> 37 Russell MORGAN 1:11.143
<b>9</b> 57 Alec TOWNLEY 1:11.882
<b>11</b> 22 Gavin BUTTERWORTH 1:13.283
<b>13</b> 81 Graeme CUTHBERT 1:15.585

1  
2  
3  
4  
5  
6  
7

Clerk of the Course.

Sig : Time :

Chief Timekeeper : Ian Sharp (SMART Timing)

Results available at [www.mylaps.com](http://www.mylaps.com) and [www.smart-timing.co.uk](http://www.smart-timing.co.uk)

Orbits



Printed: 08/04/2016 16:43:28

# Race Results



Bulletin No. \_\_\_\_\_

## SMRC Spring Race Meeting

Sorted on Laps

Scottish Legends Championship

Knockhill 1.267 miles

Race 1 - Heat 1

03/04/2016 10:40

Race (8 Laps) started at 10:43:11

Pos	No.	Name	Make/Model	CC	Class Code	Laps	Total Tm	Diff	Best Tm	In Lap	Best Speed
1	6	David HUNTER	Ford Coupe	1250	L	8	9:11.224		1:07.696	4	67.372
2	1	John PATERSON	Ford Coupe	1250	L	8	9:11.343	0.119	1:07.242	4	67.827
3	17	Billy WAIT	37 Ford	1250	L	8	9:29.717	18.493	1:09.638	5	65.494
4	37	Ivor GREENWOOD	Ford Coupe	1250	L	8	9:31.821	20.597	1:09.786	4	65.355
5	7	Ross MARSHALL	Ford Coupe	1250	LT	8	9:34.690	23.466	1:08.834	5	66.259
6	38	Pino PALAZZO	Ford Sedan	1250	L	8	9:39.053	27.829	1:09.626	6	65.505
7	71	Ryan McLEISH	Ford Coupe	1250	L R	8	9:40.046	28.822	1:10.082	6	65.079
8	88	Jeff PRITCHARD	Ford Coupe	1200	L	8	9:41.012	29.788	1:10.346	7	64.834
9	52	Stewart BLACK	Ford Coupe	1250	L	8	9:47.164	35.940	1:10.560	2	64.638
10	46	Ross McCULLOCH	Ford Coupe	1250	L R	8	10:08.347	57.123	1:11.053	6	64.189
11	77	Allan CLARKE	Ford Coupe	1250	L R	7	9:42.782	1 Lap	1:19.787	4	57.163

Clerk of the Course.

Orbits

Sig : Time :

Chief Timekeeper : Ian Sharp (SMART Timing)

Results available at [www.mylaps.com](http://www.mylaps.com) and [www.smart-timing.co.uk](http://www.smart-timing.co.uk)

Printed: 08/04/2016 18:34:57







## SMRC Spring Race Meeting

## Lapchart


Scottish Legends Championship

Knockhill 1.267 miles

Race 1 - Heat 1

03/04/2016 10:40

Race (8 Laps) started at 10:43:11



Competitors	Laps									
	0	1	2	3	4	5	6	7	8	
David HUNTER (6)	1	6	6	6	6	6	6	1	6	6
Stewart BLACK (52)	2	52	52	1	1	1	1	6	1	1
Ross MARSHALL (7)	3	7	37	52	37	37	7	7	17	17
Pino PALAZZO (38)	4	38	1	37	38	7	37	37	37	37
Ivor GREENWOOD (37)	5	37	38	38	7	17	17	17	7	7
Billy WAIT (17)	6	17	17	17	17	52	52	71	38	38
John PATERSON (1)	7	1	7	7	52	71	71	38	71	71
Jeff PRITCHARD (88)	8	88	88	71	71	88	88	88	88	88
Ryan McLEISH (71)	9	71	71	88	88	38	38	52	52	52
Allan CLARKE (77)	10	77	46	46	46	46	46	46	46	46
Ross McCULLOCH (46)	11	46	77	77	77	77	77	77	77	77

Clerk of the Course.

Sig : Time :  
 Chief Timekeeper : Ian Sharp (SMART Timing)

Results available at [www.mylaps.com](http://www.mylaps.com) and [www.smart-timing.co.uk](http://www.smart-timing.co.uk)

Printed: 08/04/2016 18:36:08

Orbits



## SMRC Spring Race Meeting

Sorted on Laps

Celtic Speed Mini Cooper Cup

Knockhill 1.267 miles

Race 2 - 1st Race - AMENDED RESULT

03/04/2016 11:00

Race (10 Laps) started at 11:02:42

Pos	No.	Name	Make/Model	CC	Class Code	Laps	Total Tm	Diff	Best Tm	In Lap	Best Speed
1	99	Vic COVEY Jnr	Mini Cooper	1600	Guest	10	12:47.998		1:07.638	9	67.430
2	8	Hannah CHAPMAN	Mini Cooper	1600	SM L	10	12:49.485	1.487	1:07.638	9	67.430
3	23	Ian MUNRO	Mini Cooper	1600	SM	10	12:49.541	1.543	1:07.891	9	67.179
4	5	Des WHEATLEY	Mini Cooper	1600	SM	10	12:52.577	4.579	1:08.553	7	66.530
5	87	Paul BELL	Mini Cooper	1600	SM	10	12:54.685	6.687	1:08.546	9	66.537
6	3	Jock BORTHWICK	Mini Cooper	1600	SM	10	12:55.638	7.640	1:08.045	10	67.027
7	33	Dylan O'DONNELL	Mini Cooper	1600	SMN	10	12:57.313	9.315	1:08.739	8	66.350
8	11	Morgan MURRAY	Mini Cooper	1600	SMN	10	12:57.746	9.748	1:08.203	8	66.872
9	4	Dominic WHEATLEY	Mini Cooper	1600	SMN	10	12:57.837	9.839	1:08.144	8	66.929
10	67	Mark GERAGHTY	Mini Cooper	1600	SMN	10	12:58.822	10.824	1:08.262	8	66.814
11	98	Brandon WALSH	Mini Cooper	1600	SMN	10	13:00.692	12.694	1:08.104	7	66.969
12	6	Daniel DREELAN	Mini Cooper	1600	SM	10	13:03.559	15.561	1:07.634	9	67.434
13	24	John DUNCAN	Mini Cooper	1600	SMN	10	13:05.858	17.860	1:09.083	10	66.020
14	26	William BLAKE	Mini Cooper	1600	SM	10	13:08.197	20.199	1:08.381	10	66.697
15	51	Chris MILFORD	Mini Cooper	1600	SM	10	13:08.219	20.221	1:08.157	9	66.917
16	96	Taeler SHAND	Mini Cooper	1600	SMN L	10	13:10.484	22.486	1:09.207	10	65.901
17	91	Robbie DALGLEISH	Mini Cooper	1600	SMN	10	13:12.287	24.289	1:09.260	9	65.851
18	7	Jonny DREELAN	Mini Cooper	1600	SMN	10	13:17.480	29.482	1:10.081	10	65.080
19	30	Callum DRYBURGH	Mini Cooper	1600	SM	10	13:19.840	31.842	1:10.291	8	64.885
20	12	Allan PATERSON	Mini Cooper	1600	SMN	10	13:27.132	39.134	1:11.329	8	63.941
21	50	Andrew BELL	Mini Cooper	1600	SMN	10	13:33.370	45.372	1:12.106	9	63.252
22	61	Malcolm McNAB	Mini Cooper	1600	SM	9	13:18.217	1 Lap	1:09.137	9	65.968
Not classified (80% = 8 Laps)											
DNF	47	Reis ROBERTSON	Mini Cooper	1600	SMN	2	2:27.439	DNF	1:10.471	2	64.719

### Announcements

Race distance increased to 10 Laps - 1 laps completed behind the Safety Car.

Car No.7 - Racetime includes 5 Second time penalty - Exceeding Track Limits.

12:14 AMENDED RESULT - Car No.26 - Racetime includes 5 second penalty - Yellow flag infringement.

Clerk of the Course.

Sig : Time :

Chief Timekeeper : Ian Sharp (SMART Timing)

 Results available at [www.mylaps.com](http://www.mylaps.com) and [www.smart-timing.co.uk](http://www.smart-timing.co.uk)

Printed: 08/04/2016 18:07:25

Orbits









## SMRC Spring Race Meeting

## Lapchart

Celtic Speed Mini Cooper Cup

Knockhill 1.267 miles

Race 2 - 1st Race - AMENDED RESULT

03/04/2016 11:00

Race (10 Laps) started at 11:02:42

Competitors	Laps										
	1	2	3	4	5	6	7	8	9	10	
Hannah CHAPMAN (8)	1	8	8	8	8	8	8	8	8	8	99
Vic COVEY Jnr (99)	2	99	99	99	99	99	99	99	99	99	8
Ian MUNRO (23)	3	23	23	23	23	23	23	23	23	23	23
Jock BORTHWICK (3)	4	3	47	5	5	5	5	5	5	5	5
Reis ROBERTSON (47)	5	47	3	87	87	87	87	87	87	87	87
Des WHEATLEY (5)	6	5	5	33	33	33	33	33	33	33	3
Dylan O'DONNELL (33)	7	33	87	3	3	3	3	3	3	4	33
Paul BELL (87)	8	87	33	4	4	4	11	4	4	3	11
Dominic WHEATLEY (4)	9	4	4	11	11	11	4	11	11	11	4
Chris MILFORD (51)	10	51	11	67	67	67	67	67	67	67	67
Morgan MURRAY (11)	11	11	67	98	98	98	98	98	98	98	98
Mark GERAGHTY (67)	12	67	98	24	26	26	26	26	26	26	26
John DUNCAN (24)	13	24	24	26	24	24	24	24	24	6	6
Brandon WALSH (98)	14	98	51	6	6	6	6	6	6	24	24
William BLAKE (26)	15	26	26	7	7	7	7	7	7	51	51
Daniel DREELAN (6)	16	6	6	91	91	91	51	51	96	96	96
Jonny DREELAN (7)	17	7	7	51	51	51	96	96	7	91	91
Robbie DALGLEISH (91)	18	91	91	30	96	96	91	91	91	7	7
Allan PATERSON (12)	19	12	12	96	30	30	30	30	30	30	30
Callum DRYBURGH (30)	20	30	30	50	50	50	12	12	12	12	12
Andrew BELL (50)	21	50	96	12	12	12	50	50	50	50	50
Taeler SHAND (96)	22	96	50	61	61	61	61	61	61	61	61
Malcolm McNAB (61)	23	61	61								

Clerk of the Course.

Sig : Time :

Chief Timekeeper : Ian Sharp (SMART Timing)

 Results available at [www.mylaps.com](http://www.mylaps.com) and [www.smart-timing.co.uk](http://www.smart-timing.co.uk)

Printed: 08/04/2016 18:11:32

Orbits





## SMRC Spring Race Meeting

Celtic Speed Mini Cooper Cup

Knockhill 1.267 miles

Race 9 - 2nd Race - AMENDED RESULT

03/04/2016 14:45

Race (9 Laps) started at 14:48:17

POLE POSITION

2 8 Hannah CHAPMAN
4 5 Des WHEATLEY
6 3 Jock BORTHWICK
8 11 Morgan MURRAY
10 67 Mark GERAGHTY
12 6 Daniel DREELAN
14 26 William BLAKE
16 96 Taeler SHAND
18 7 Jonny DREELAN
20 12 Allan PATERSON

1 99 Vic COVEY Jnr
3 23 Ian MUNRO
5 87 Paul BELL
7 33 Dylan O'DONNELL
9 4 Dominic WHEATLEY
11 98 Brandon WALSH
13 24 John DUNCAN
15 51 Chris MILFORD
17 91 Robbie DALGLEISH
19 30 Callum DRYBURGH

1  
2  
3  
4  
5  
6  
7  
8  
9  
10

Clerk of the Course.

Orbits

Sig :                      Time :  
Chief Timekeeper : Ian Sharp (SMART Timing)  
Results available at [www.mylaps.com](http://www.mylaps.com) and [www.smart-timing.co.uk](http://www.smart-timing.co.uk)





## SMRC Spring Race Meeting


Celtic Speed Mini Cooper Cup

Knockhill 1.267 miles

Race 9 - 2nd Race - AMENDED RESULT

03/04/2016 14:45

Race (9 Laps) started at 14:48:17



**22**  
61 Malcolm McNAB

**21**  
50 Andrew BELL

**11**

**23**  
47 Reis ROBERTSON

**12**

Clerk of the Course.

Sig : Time :

Chief Timekeeper : Ian Sharp (SMART Timing)

Results available at [www.mylaps.com](http://www.mylaps.com) and [www.smart-timing.co.uk](http://www.smart-timing.co.uk)

Orbits



# Race Results



Bulletin No. \_\_\_\_\_

## SMRC Spring Race Meeting

Sorted on Laps

Scottish Saloons &amp; Sportscars Championship

Knockhill 1.267 miles

Race 3 - 1st Race

03/04/2016 11:20

Race (12 Laps) started at 11:27:10

Pos	No.	Name	Make/Model	CC	Class Code	Laps	Total Tm	Diff	Best Tm	In Lap	Best Speed
1	1	Ian DONALDSON	Misubishi Evo 9	2000	A1	12	11:49.065		56.851	4	80.224
2	16	Colin SIMPSON	Marcos Mantis	5000	A2	12	12:08.793	19.728	58.611	9	77.815
3	79	Paul BRYDON	BMW M3	3200T	A2	12	12:21.838	32.773	57.952	5	78.700
4	4	Mark DAWSON	Seat Leon Supercopa	1994	A2	12	12:45.025	55.960	1:00.731	7	75.099
5	6	Phil DRYBURGH	Ginetta G50	4500	A2	12	12:47.950	58.885	1:00.676	7	75.167
6	63	Graham ROBERTSON	BMW E46 M3	3200	A2	11	12:19.176	1 Lap	1:04.768	3	70.418
7	28	Scott TOLLAN	Escort Cosworth	2000	A1	11	12:22.716	1 Lap	1:04.467	4	70.747
8	89	William ROBSON	Ford Focus RS	2500	B1	11	12:31.929	1 Lap	1:05.349	2	69.792
9	23	Brian MELDRUM	Seat Leon Sport	2000	B1	10	12:26.290	2 Laps	1:11.739	2	63.575
10	13	Keith COWIE	Seat Leon Supercopa	2000	A2	10	13:16.937	2 Laps	1:07.428	7	67.640
11	68	John KENNEDY	Subaru GC8	2000T	B1	10	13:27.063	2 Laps	1:11.667	7	63.639
12	64	Charlie FRASER	Westfield Megabusa	1396	B2	9	12:44.306	3 Laps	1:20.358	2	56.757
Not classified											
DNF	47	Graham DAVIDSON	Noble M400	3000	A2	11	11:45.669	DNF	58.014	5	78.616
DNF	56	Adam KINDNESS	Subaru Impreza STi	2000T	A1	8	8:11.936	DNF	58.770	4	77.605

Clerk of the Course.

Orbits

Sig : Time :

Chief Timekeeper : Ian Sharp (SMART Timing)

Results available at [www.mylaps.com](http://www.mylaps.com) and [www.smart-timing.co.uk](http://www.smart-timing.co.uk)

Printed: 08/04/2016 18:43:10







## SMRC Spring Race Meeting

Scottish Saloons & Sportscars Championship

Knockhill 1.267 miles

Race 3 - 1st Race

03/04/2016 11:20

Race (12 Laps) started at 11:27:10

Lap	Time of Day	Lap Tm	S1	S2	S3	S3Spd	SFSpd	Lap	Time of Day	Lap Tm	S1	S2	S3	S3Spd	SFSpd
2	11:29:55.108	<b>1:20.358</b>	26.514	31.103	22.741	80.561	74.730								
3	11:31:42.657	<b>1:47.549</b>	26.300	57.320	23.929	67.445	70.789								
4	11:33:04.041	<b>1:21.384</b>	27.423	31.441	22.520	79.700	77.851								
5	11:34:27.192	<b>1:23.151</b>	26.686	33.314	23.151	75.742	77.224								
6	11:35:49.218	<b>1:22.026</b>	27.306	31.115	23.605	79.511	75.914								
7	11:37:10.984	<b>1:21.766</b>	27.548	31.104	23.114	75.487	80.561								
8	11:38:32.891	<b>1:21.907</b>	<b>26.284</b>	31.924	23.699	78.123	<b>82.951</b>								
9	11:39:54.543	<b>1:21.652</b>	27.144	32.072	22.436	80.081	77.491								

(47) Graham DAVIDSON

1	11:28:15.611			23.851	18.007	114.714	104.204
2	11:29:17.380	<b>1:01.769</b>	20.457	23.563	17.749	116.506	103.402
3	11:30:17.762	<b>1:00.382</b>	19.910	23.015	17.457	114.910	106.351
4	11:31:16.994	<b>59.232</b>	19.752	22.665	16.815	<b>122.908</b>	113.742
5	11:32:15.008	<b>58.014</b>	<b>19.026</b>	22.275	<b>16.713</b>	119.835	112.408
6	11:33:13.521	<b>58.513</b>	19.463	<b>22.228</b>	16.822	119.835	<b>115.504</b>
7	11:34:16.159	<b>1:02.638</b>	19.732	24.133	18.773	108.064	79.323
8	11:35:19.907	<b>1:03.748</b>	21.503	23.483	18.762	103.402	86.257
9	11:36:28.727	<b>1:08.820</b>	22.130	26.107	20.583	85.379	70.863
10	11:37:39.054	<b>1:10.327</b>	23.361	25.498	21.468	93.205	63.489
11	11:38:55.906	<b>1:16.852</b>	24.455	26.971	25.426	88.884	29.343

(56) Adam KINDNESS

1	11:28:15.116			24.210	18.422	96.281	98.254
2	11:29:15.326	<b>1:00.210</b>	19.904	23.175	17.131	115.703	104.043
3	11:30:14.768	<b>59.442</b>	20.098	22.525	16.819	119.621	<b>106.859</b>
4	11:31:13.538	<b>58.770</b>	19.339	22.428	17.003	<b>120.049</b>	104.856
5	11:32:13.228	<b>59.690</b>	20.107	23.088	16.495	118.775	106.689
6	11:33:21.247	<b>1:08.019</b>	28.498	23.200	<b>16.321</b>	115.107	105.848
7	11:34:20.169	<b>58.922</b>	19.757	22.439	16.726	111.474	102.611
8	11:35:22.173	<b>1:02.004</b>	<b>19.330</b>	<b>22.338</b>	20.336	118.356	91.179

Clerk of the Course.

Sig : Time :  
Chief Timekeeper : Ian Sharp (SMART Timing)

Results available at [www.mylaps.com](http://www.mylaps.com) and [www.smart-timing.co.uk](http://www.smart-timing.co.uk)

Printed: 08/04/2016 18:41:12

Orbits





## SMRC Spring Race Meeting

## Lapchart

Scottish Saloons & Sportscars Championship

Knockhill 1.267 miles

Race 3 - 1st Race

03/04/2016 11:20

Race (12 Laps) started at 11:27:10

Competitors	Laps												
	1	2	3	4	5	6	7	8	9	10	11	12	
Colin SIMPSON (16)	1	16	16	1	1	1	1	1	1	1	1	1	1
Ian DONALDSON (1)	2	1	56	16	16	16	16	16	16	16	16	16	16
Adam KINDNESS (56)	3	56	1	56	56	56	47	47	79	79	79	79	79
Graham DAVIDSON (47)	4	47	47	47	47	47	79	79	47	47	47	4	4
Mark DAWSON (4)	5	4	4	4	79	79	56	56	56	4	4	6	6
Scott TOLLAN (28)	6	28	28	79	4	4	4	4	4	6	6	47	
Graham ROBERTSON (63)	7	63	79	28	28	6	6	6	6	63	63	63	
Phil DRYBURGH (6)	8	6	63	6	6	63	63	63	63	28	28	28	
Paul BRYDON (79)	9	79	6	63	63	89	89	89	89	89	89	89	
William ROBSON (89)	10	89	89	89	89	28	28	28	28	13	23		
Keith COWIE (13)	11	13	13	13	13	13	13	23	23	23	13		
John KENNEDY (68)	12	68	23	23	23	23	23	23	13	68	68		
Brian MELDRUM (23)	13	23	68	68	68	68	68	68	68	68	64		
Charlie FRASER (64)	14	64	64	64	64	64	64	64	64				

Clerk of the Course.

Orbits

Sig : Time :  
 Chief Timekeeper : Ian Sharp (SMART Timing)

Results available at [www.mylaps.com](http://www.mylaps.com) and [www.smart-timing.co.uk](http://www.smart-timing.co.uk)





## SMRC Spring Race Meeting

Scottish Saloons & Sportscars Championship

Knockhill 1.267 miles

Race 10 - 2nd Race

03/04/2016 15:10

Race (12 Laps) started at 15:18:24

POLE POSITION

2
16 Colin SIMPSON
4
4 Mark DAWSON
6
63 Graham ROBERTSON
8
89 William ROBSON
10
13 Keith COWIE
12
64 Charlie FRASER
14
56 Adam KINDNESS

1
1 Ian DONALDSON
3
79 Paul BRYDON
5
6 Phil DRYBURGH
7
28 Scott TOLLAN
9
23 Brian MELDRUM
11
68 John KENNEDY
13
47 Graham DAVIDSON

1  
2  
3  
4  
5  
6  
7

Clerk of the Course.

Sig : Time :

Chief Timekeeper : Ian Sharp (SMART Timing)

Results available at [www.mylaps.com](http://www.mylaps.com) and [www.smart-timing.co.uk](http://www.smart-timing.co.uk)

Orbits







OFFICIAL FEEDER SERIES

**BEATSON'S**  
BUILDING SUPPLIES

# Race Results

Bulletin No. \_\_\_\_\_



## SMRC Spring Race Meeting

Sorted on Laps

Scottish Formula Ford 1600 Championship

Knockhill 1.267 miles

Race 4 - 1st Race

03/04/2016 11:45

Race (12 Laps) started at 11:51:41

Pos	No.	Name	Make/Model	CC	Class Code	Laps	Total Tm	Diff	Best Tm	In Lap	Best Speed
1	33	Jordan GRONKOWSKI	Van Diemen JL012K	1600	FF16A	12	12:48.776		1:03.203	6	72.162
2	25	Neil MacLENNAN	Ray GR09	1600	FF16A	12	12:51.507	2.731	1:03.288	8	72.065
3	50	Jamie THORBURN	Ray GR15	1600	FF16A-N	12	13:00.150	11.374	1:04.163	9	71.082
4	71	Matthew COWLEY	Van Dieman JL13	1600	FF 16A-N	12	13:14.138	25.362	1:05.126	8	70.031
5	8	Sebastian MELROSE	Ray GR14	1600	FF16A	12	13:19.514	30.738	1:05.154	11	70.001
6	70	David THORBURN	Ray GR15	1600	FF16A	12	13:33.649	44.873	1:05.875	11	69.235
7	92	Matthew CHISHOLM	Van Diemen RF92	1600	FF16B	12	13:44.510	55.734	1:05.859	10	69.252
8	29	Ross HOWE	Van Dieman RF99	1600	FF16A-N	12	13:52.510	1:03.734	1:07.425	9	67.643
9	77	Fraser GRAY	Ray GR14	1600	FF16A	12	13:52.875	1:04.094	1:07.191	11	67.879
10	30	Steven BARLOW	Ray 98	1600	FF 16A	11	12:48.911	1 Lap	1:08.057	9	67.015
11	22	Fergus MCINTYRE	Ray GR05	1600	FF16A	11	13:15.786	1 Lap	1:08.530	10	66.552
<b>Not classified (80% = 9 Laps)</b>											
	3	Neil BROOME	Swift SC93C	1600	FF16B	6	12:52.188	6 Laps	1:06.288	6	68.803

Clerk of the Course.

Sig : Time :

Chief Timekeeper : Ian Sharp (SMART Timing)

Results available at [www.mylaps.com](http://www.mylaps.com) and [www.smart-timing.co.uk](http://www.smart-timing.co.uk)

Orbits





SMRC Spring Race Meeting

Scottish Formula Ford 1600 Championship

Knockhill 1.267 miles

Race 4 - 1st Race

03/04/2016 11:45

Race (12 Laps) started at 11:51:41

Table with columns: Lap, Time of Day, Lap Tm, S1, S2, S3, S3Spd, SFSpd. Contains driver data for Jordan GRONKOWSKI, Neil MacLENNAN, Jamie THORBURN, Matthew COWLEY, Sebastian MELROSE, David THORBURN, Matthew CHISHOLM, Ross HOWE, Fraser GRAY, Steven BARLOW, and Fergus MCINTYRE.

Clerk of the Course.

Sig : Time : Chief Timekeeper : Ian Sharp (SMART Timing)

Results available at www.mylaps.com and www.smart-timing.co.uk





OFFICIAL FEEDER SERIES

**BEATSON'S**  
BUILDING SUPPLIES

Race Results

Bulletin No. \_\_\_\_\_



### SMRC Spring Race Meeting

Scottish Formula Ford 1600 Championship

Knockhill 1.267 miles

Race 4 - 1st Race

03/04/2016 11:45

Race (12 Laps) started at 11:51:41

Lap	Time of Day	Lap Tm	S1	S2	S3	S3Spd	SFSpd	Lap	Time of Day	Lap Tm	S1	S2	S3	S3Spd	SFSpd
8	12:01:15.934	1:08.716	22.843	26.175	19.698	97.682	86.702								
9	12:02:26.242	1:10.308	22.594	27.403	20.311	95.053	84.732								
10	12:03:34.772	1:08.530	22.575	26.144	19.811	96.697	86.590								
11	12:04:57.700	1:22.928	35.997	27.355	19.576	97.117	86.479								

(3) Neil BROOME

1	11:53:01.162			25.812	25.056	98.688	38.303
2	12:00:06.297	7:05.135	6:19.574	25.997	19.564	96.697	86.590
3	12:01:13.854	1:07.557	22.490	25.861	19.206	97.399	87.494
4	12:02:20.695	1:06.841	22.043	25.541	19.257	97.257	86.146
5	12:03:27.814	1:07.119	21.709	25.567	19.843	97.117	87.494
6	12:04:34.102	1:06.288	21.524	25.312	19.452	98.398	87.952

Clerk of the Course.

Orbits

Sig : Time :  
Chief Timekeeper : Ian Sharp (SMART Timing)  
Results available at [www.mylaps.com](http://www.mylaps.com) and [www.smart-timing.co.uk](http://www.smart-timing.co.uk)



**SMRC Spring Race Meeting**

**Lapchart**

Scottish Formula Ford 1600 Championship

Knockhill 1.267 miles

Race 4 - 1st Race

03/04/2016 11:45

Race (12 Laps) started at 11:51:41

Competitors	Laps											
	1	2	3	4	5	6	7	8	9	10	11	12
Jordan GRONKOWSKI (33)	1	33	33	33	33	33	33	33	33	33	33	33
Neil MacLENNAN (25)	2	25	25	25	25	25	25	25	25	25	25	25
Jamie THORBURN (50)	3	50	50	50	50	50	50	50	50	50	50	50
Matthew COWLEY (71)	4	71	71	71	71	71	71	71	71	71	71	71
Sebastian MELROSE (8)	5	8	8	8	8	8	8	8	8	8	8	8
Matthew CHISHOLM (92)	6	92	70	70	70	70	70	70	70	70	70	70
David THORBURN (70)	7	70	92	29	29	92	92	29	92	92	92	92
Ross HOWE (29)	8	29	29	77	77	29	29	92	29	29	29	29
Fraser GRAY (77)	9	77	77	30	92	77	77	77	77	77	77	77
Steven BARLOW (30)	10	30	30	92	30	30	30	30	30	30	30	30
Neil BROOME (3)	11	3	22	22	22	22	22	22	22	22	22	22
Fergus MCINTYRE (22)	12	22	3	3	3	3	3					

Clerk of the Course.

Sig : Time :  
Chief Timekeeper : Ian Sharp (SMART Timing)

Results available at [www.mylaps.com](http://www.mylaps.com) and [www.smart-timing.co.uk](http://www.smart-timing.co.uk)

Orbits





OFFICIAL FEEDER SERIES

**BEATSON'S**  
BUILDING SUPPLIES

# Race Results

Bulletin No. \_\_\_\_\_



## SMRC Spring Race Meeting

Scottish Formula Ford 1600 Championship

Knockhill 1.267 miles

Race 11 - 2nd Race

03/04/2016 15:30

Race (12 Laps) started at 16:06:31

POLE POSITION

2	25 Neil MacLENNAN
4	71 Matthew COWLEY
6	70 David THORBURN
8	29 Ross HOWE
10	30 Steven BARLOW
12	3 Neil BROOME

1	33 Jordan GRONKOWSKI
3	50 Jamie THORBURN
5	8 Sebastian MELROSE
7	92 Matthew CHISHOLM
9	77 Fraser GRAY
11	22 Fergus MCINTYRE

1  
2  
3  
4  
5  
6

Clerk of the Course.

Sig : Time :

Chief Timekeeper : Ian Sharp (SMART Timing)

Results available at [www.mylaps.com](http://www.mylaps.com) and [www.smart-timing.co.uk](http://www.smart-timing.co.uk)

Orbits



# Race Results



Bulletin No. \_\_\_\_\_

## SMRC Spring Race Meeting

Sorted on Laps

Scottish BMW Championship

Knockhill 1.267 miles

Race 5 - 1st Race

03/04/2016 12:10

Race (15 Laps) started at 12:17:01

Pos	No.	Name	Make/Model	CC	Class Code	Laps	Total Tm	Diff	Best Tm	In Lap	Best Speed
1	97	Greig SUTHERLAND	BMW Compact	1900	BMWCN	15	20:34.632		1:09.007	5	66.092
2	23	David McNAUGHTON	BMW Compact	1900	BMWCC	15	20:35.568	0.936	1:09.437	12	65.683
3	72	Cliff HARPER	BMW Compact	1900	BMWCC	15	20:38.946	4.314	1:08.924	14	66.172
4	85	Gary CLARK	BMW Compact	1900	BMWCC	15	20:39.478	4.846	1:09.721	12	65.416
5	91	Neil MacINNES	BMW Compact	1900	BMWCN	15	20:45.083	10.451	1:10.260	5	64.914
6	14	Lee ELRICK	BMW Compact	1900	BMWCN	15	20:47.401	12.769	1:10.490	11	64.702
7	40	Steven GOLDIE	BMW Compact	1900	BMWCN	15	20:47.693	13.061	1:10.342	11	64.838
8	6	Phil DRYBURGH	BMW Compact	1900	BMWCC	15	20:47.862	13.230	1:10.435	6	64.752
9	28	Alistair SMITH	BMW Compact	1900	BMWCN	15	20:54.527	19.895	1:08.946	13	66.151
10	90	Richard SUTHERLAND	BMW Compact	1900	BMWCN	15	20:56.777	22.145	1:10.677	6	64.531
11	44	Ryan STIRLING	BMW Compact	1900	BMWCC	15	21:00.992	26.360	1:10.670	6	64.537
12	53	Andrew MACKIE	BMW Compact	1900	BMWCN	15	21:01.373	26.741	1:10.735	14	64.478
13	81	Douglas SIMPSON	BMW Compact	1900	BMWCN	15	21:01.941	27.309	1:10.665	14	64.542
14	35	Martin BUCHAN	BMW Compact	1900	BMWCN	15	21:04.192	29.560	1:11.370	14	63.904
15	77	Ashleigh MORRIS	BMW Compact	1900	BMWCC	15	21:07.124	32.492	1:11.141	14	64.110
16	32	Liam GRANT	BMW Compact	1900	BMWCN	15	21:11.284	36.652	1:12.495	14	62.912
17	75	Michael COURTS	BMW Compact	1900	BMWCC	15	21:18.614	43.982	1:11.041	6	64.200
18	99	Philip WEBSTER	BMW Compact	1900	BMWCN	15	21:32.447	57.815	1:14.114	5	61.538
19	55	Gordon McSHANNOCK	BMW Compact	1900	BMWCC	14	21:31.896	1 Lap	1:16.478	14	59.636
Not classified (80% = 12 Laps)											
DNF	84	Robert MARSHALL	BMW Compact	1900	BMWCN	5	6:14.140	DNF	1:11.535	5	63.757
DNF	4	Ray McDOWALL	BMW Compact	1900	BMWCC	5	6:15.891	DNF	1:11.638	5	63.665

### Announcements

Race distance increased to 15 Laps - 3 Laps completed behind the Safety Car.

Clerk of the Course.

Sig : Time :

Chief Timekeeper : Ian Sharp (SMART Timing)

Results available at [www.mylaps.com](http://www.mylaps.com) and [www.smart-timing.co.uk](http://www.smart-timing.co.uk)

Printed: 08/04/2016 18:17:23

Orbits











## SMRC Spring Race Meeting

Scottish BMW Championship

Knockhill 1.267 miles

Race 5 - 1st Race

03/04/2016 12:10

Race (15 Laps) started at 12:17:01

Lap	Time of Day	Lap Tm	S1	S2	S3	S3Spd	SFSpd	Lap	Time of Day	Lap Tm	S1	S2	S3	S3Spd	SFSpd
6	12:24:49.948	<b>1:16.156</b>	23.891	30.138	22.127	82.139	77.402								
7	12:26:16.404	<b>1:26.456</b>	25.162	35.529	25.765	64.465	62.426								
8	12:27:44.558	<b>1:28.154</b>	27.071	32.750	28.333	65.153	39.452								
9	12:30:01.818	<b>2:17.260</b>	42.612	1:08.485	26.163	61.118	55.970								
10	12:32:06.800	<b>2:04.982</b>	38.064	58.982	27.936	42.286	76.782								
11	12:33:29.044	<b>1:22.244</b>	29.915	30.386	21.943	83.467	76.782								
12	12:34:45.718	<b>1:16.674</b>	24.648	30.199	21.827	82.849	76.782								
13	12:36:01.823	<b>1:16.105</b>	24.297	29.538	22.270	83.780	77.135								
14	12:37:17.478	<b>1:15.655</b>	24.070	29.329	22.256	83.467	77.047								
15	12:38:33.502	<b>1:16.024</b>	24.680	29.484	21.860	84.095	<b>77.671</b>								

(55) Gordon McSHANNOCK

1	12:18:32.369		33.224	31.335	23.629	80.081	71.089								
2	12:19:51.392	<b>1:19.023</b>	25.855	30.170	22.998	80.755	72.706								
3	12:21:09.814	<b>1:18.422</b>	25.199	30.336	22.887	79.795	72.549								
4	12:22:49.725	<b>1:39.911</b>	43.140	33.399	23.372	80.465	71.013								
5	12:24:10.446	<b>1:20.721</b>	25.724	31.706	23.291	80.465	71.927								
6	12:25:32.474	<b>1:22.028</b>	25.674	31.823	24.531	76.172	71.850								
7	12:27:33.449	<b>2:00.975</b>	32.004	54.897	34.074	45.160	38.303								
8	12:29:49.697	<b>2:16.248</b>	45.639	59.185	31.424	50.878	34.326								
9	12:31:58.551	<b>2:08.854</b>	42.689	56.493	29.672	38.064	72.392								
10	12:33:22.638	<b>1:24.087</b>	27.327	33.075	23.685	78.580	72.627								
11	12:34:41.352	<b>1:18.714</b>	25.641	30.168	22.905	80.853	72.706								
12	12:35:59.326	<b>1:17.974</b>	25.332	29.804	22.838	80.950	72.470								
13	12:37:16.473	<b>1:17.147</b>	25.007	29.526	<b>22.614</b>	82.442	73.826								
14	12:38:32.951	<b>1:16.478</b>	<b>24.820</b>	<b>28.975</b>	22.683	<b>82.645</b>	<b>74.564</b>								

(84) Robert MARSHALL

1	12:18:24.316			28.729	22.120	83.675	<b>76.172</b>								
2	12:19:38.299	<b>1:13.983</b>	24.413	27.461	22.109	85.270	75.914								
3	12:20:51.087	<b>1:12.788</b>	23.798	27.427	21.563	<b>85.487</b>	76.172								
4	12:22:03.660	<b>1:12.573</b>	23.909	27.312	<b>21.352</b>	84.095	75.657								
5	12:23:15.195	<b>1:11.535</b>	23.319	<b>26.617</b>	21.599	85.379	76.000								

(4) Ray McDOWALL

1	12:18:26.691			28.774	23.219	83.260	74.316								
2	12:19:40.092	<b>1:13.401</b>	23.736	27.352	22.313	85.054	74.897								
3	12:20:52.483	<b>1:12.391</b>	23.590	27.190	21.611	85.487	75.572								
4	12:22:05.308	<b>1:12.825</b>	23.273	27.690	21.862	84.732	74.897								
5	12:23:16.946	<b>1:11.638</b>	23.413	<b>26.877</b>	<b>21.348</b>	<b>85.815</b>	<b>75.828</b>								

Clerk of the Course.

Sig : Time :  
Chief Timekeeper : Ian Sharp (SMART Timing)

Results available at [www.mylaps.com](http://www.mylaps.com) and [www.smart-timing.co.uk](http://www.smart-timing.co.uk)

Printed: 08/04/2016 18:18:16

Orbits





## SMRC Spring Race Meeting

## Lapchart

Scottish BMW Championship

Knockhill 1.267 miles

Race 5 - 1st Race

03/04/2016 12:10

Race (15 Laps) started at 12:17:01

Competitors	Laps															
		1	2	3	4	5	6	7	8	9	10	11	12	13	14	15
Greig SUTHERLAND (97)	1	97	97	97	97	97	97	97	97	97	97	97	97	97	97	97
David McNAUGHTON (23)	2	23	23	23	23	23	23	23	23	23	23	23	23	23	23	23
Cliff HARPER (72)	3	72	72	72	72	72	72	72	72	72	72	72	72	72	72	72
Gary CLARK (85)	4	85	85	85	85	85	85	85	85	85	85	85	85	85	85	85
Steven GOLDIE (40)	5	40	40	40	40	40	40	40	40	40	40	40	40	40	40	91
Neil MacINNES (91)	6	91	91	91	91	91	91	91	91	91	91	91	91	91	91	14
Lee ELRICK (14)	7	14	14	14	14	14	14	14	14	14	14	14	14	14	14	40
Douglas SIMPSON (81)	8	81	81	81	6	6	6	6	6	6	6	6	6	6	6	6
Richard SUTHERLAND (90)	9	90	6	6	81	28	28	28	28	28	28	81	90	90	28	28
Phil DRYBURGH (6)	10	6	90	90	28	81	81	81	81	81	81	90	75	28	90	90
Ryan STIRLING (44)	11	44	44	44	90	90	90	90	90	90	90	44	44	75	75	44
Michael COURTS (75)	12	75	75	28	44	44	44	44	44	44	44	75	28	44	44	53
Robert MARSHALL (84)	13	84	53	75	75	75	75	75	75	75	75	53	53	53	53	81
Andrew MACKIE (53)	14	53	28	53	53	53	53	53	53	53	53	28	35	81	81	35
Martin BUCHAN (35)	15	35	84	84	84	84	32	35	35	35	35	35	81	35	35	77
Alistair SMITH (28)	16	28	35	35	35	35	35	32	32	32	32	32	77	77	77	32
Ray McDOWALL (4)	17	4	4	4	4	4	77	77	77	77	77	77	32	32	32	75
Ashleigh MORRIS (77)	18	77	32	77	77	32	99	99	99	99	99	99	99	99	99	99
Liam GRANT (32)	19	32	77	32	32	77	55	55	55	55	55	55	55	55	55	55
Philip WEBSTER (99)	20	99	99	99	99	99										
Gordon McSHANNOCK (55)	21	55	55	55	55	55										

Clerk of the Course.

Sig : Time :  
 Chief Timekeeper : Ian Sharp (SMART Timing)

Results available at [www.mylaps.com](http://www.mylaps.com) and [www.smart-timing.co.uk](http://www.smart-timing.co.uk)

Orbits





## SMRC Spring Race Meeting

Scottish BMW Championship

Knockhill 1.267 miles

Race 14 - 2nd Race

03/04/2016 16:35

Race (12 Laps) started at 17:00:41

POLE POSITION

**2**  
23 David McNAUGHTON

**1**  
97 Greig SUTHERLAND

**1**

**4**  
85 Gary CLARK

**3**  
72 Cliff HARPER

**2**

**6**  
14 Lee ELRICK

**5**  
91 Neil MacINNES

**3**

**8**  
6 Phil DRYBURGH

**7**  
40 Steven GOLDIE

**4**

**10**  
90 Richard SUTHERLAND

**9**  
28 Alistair SMITH

**5**

**12**  
53 Andrew MACKIE

**11**  
44 Ryan STIRLING

**6**

**14**  
35 Martin BUCHAN

**13**  
81 Douglas SIMPSON

**7**

**16**  
32 Liam GRANT

**15**  
77 Ashleigh MORRIS

**8**

**18**  
99 Philip WEBSTER

**17**  
75 Michael COURTS

**9**

**20**  
84 Robert MARSHALL

**19**  
55 Gordon McSHANNOCK

**10**

Clerk of the Course.

Orbits

Sig : Time :

Chief Timekeeper : Ian Sharp (SMART Timing)

Results available at [www.mylaps.com](http://www.mylaps.com) and [www.smart-timing.co.uk](http://www.smart-timing.co.uk)

Printed: 08/04/2016 18:19:41





## SMRC Spring Race Meeting

Scottish BMW Championship

Knockhill 1.267 miles

Race 14 - 2nd Race

03/04/2016 16:35

Race (12 Laps) started at 17:00:41

21

4 Ray McDOWALL

11

Clerk of the Course.

Sig : Time :

Chief Timekeeper : Ian Sharp (SMART Timing)

Results available at [www.mylaps.com](http://www.mylaps.com) and [www.smart-timing.co.uk](http://www.smart-timing.co.uk)

Printed: 08/04/2016 18:19:41

Orbits





# Race Results



Bulletin No. \_\_\_\_\_

## SMRC Spring Race Meeting

Sorted on Laps

Scottish Classics Championship

Knockhill 1.267 miles

Race 6 - 1st Race - AMENDED RESULT

03/04/2016 12:35

Race (12 Laps) started at 12:51:06

Pos	No.	Name	Make/Model	CC	Class Code	Laps	Total Tm	Diff	Best Tm	In Lap	Best Speed
1	39	Harry SIMPSON	Ginetta G4R	1851	CG	12	13:24.395		1:06.076	11	69.024
2	49	Raymond BOYD	Porsche 911	2998	CD	12	13:47.318	22.923	1:07.846	9	67.223
3	4	Stan BERNARD	Porsche 911	2994	CD	12	13:48.763	24.368	1:07.448	9	67.620
4	51	Alex MONTGOMERY	MGB GTV8	3948	CE	12	14:07.370	42.975	1:08.773	11	66.317
5	21	Jimmy CROW	Ford Escort	2000	CB	11	13:46.725	1 Lap	1:11.970	2	63.371
6	17	Ian DALTRY	Alfa Romeo Alfasud	1494	CA	11	13:48.471	1 Lap	1:13.777	8	61.819
7	41	Grant ALLAN	Porsche 911	2994	CD	11	13:49.352	1 Lap	1:12.511	10	62.899
8	78	Andrew GRAHAM	Triumph TR8	3900	CE	11	13:52.410	1 Lap	1:13.417	9	62.122
9	85	John BENNETT	Alfa Romeo Guilietta	1600	CB	11	13:57.441	1 Lap	1:13.447	9	62.097
10	81	James BRAID	Alfa Romeo Junior GT	1982	CB	11	14:00.316	1 Lap	1:14.159	9	61.501
11	8	Max HORNE	Lotus Cortina	1598	CB	10	14:15.453	2 Laps	1:21.540	7	55.934
<b>Not classified</b>											
DNF	77	Tommy GILMARTIN	Morgan +8	3900	CE	6	6:56.322	DNF	1:05.411	3	69.726

### Announcements

New Track Record (1:11.970) for SMRC Classic S/S (B) by Jimmy CROW.  
18:30 AMENDED RESULT - Car No.8 Re-classified.

Clerk of the Course.

Sig : Time :  
Chief Timekeeper : Ian Sharp (SMART Timing)

Results available at [www.mylaps.com](http://www.mylaps.com) and [www.smart-timing.co.uk](http://www.smart-timing.co.uk)

Printed: 08/04/2016 18:23:35

Orbits







# Race Results



Bulletin No. \_\_\_\_\_

## SMRC Spring Race Meeting

Scottish Classics Championship

Knockhill 1.267 miles

Race 6 - 1st Race - AMENDED RESULT

03/04/2016 12:35

Race (12 Laps) started at 12:51:06

Lap	Time of Day	Lap Tm	S1	S2	S3	S3Spd	SFSpd	Lap	Time of Day	Lap Tm	S1	S2	S3	S3Spd	SFSpd
1	12:52:17.024			26.099	19.122	106.520	<b>100.011</b>								
2	12:53:36.473	<b>1:19.449</b>	32.814	27.568	19.067	102.611	99.272								
3	12:54:41.884	<b>1:05.411</b>	21.614	<b>24.911</b>	<b>18.886</b>	107.544	98.833								
4	12:55:47.788	<b>1:05.904</b>	<b>21.584</b>	25.203	19.117	<b>107.890</b>	98.543								
5	12:56:55.514	<b>1:07.726</b>	22.182	25.780	19.764	100.460	96.005								
6	12:58:02.989	<b>1:07.475</b>	22.881	25.593	19.001	105.020	97.682								

Clerk of the Course.

Orbits

Sig :                      Time :  
 Chief Timekeeper : Ian Sharp (SMART Timing)  
 Results available at [www.mylaps.com](http://www.mylaps.com) and [www.smart-timing.co.uk](http://www.smart-timing.co.uk)





## SMRC Spring Race Meeting

## Lapchart


Scottish Classics Championship

Knockhill 1.267 miles

Race 6 - 1st Race - AMENDED RESULT

03/04/2016 12:35

Race (12 Laps) started at 12:51:06



Competitors	Laps											
	1	2	3	4	5	6	7	8	9	10	11	12
Harry SIMPSON (39)	1	39	39	39	39	39	39	39	39	39	39	39
Tommy GILMARTIN (77)	2	77	49	49	49	49	77	49	49	49	49	49
Raymond BOYD (49)	3	49	4	4	77	77	49	4	4	4	4	4
Stan BERNARD (4)	4	4	51	77	4	4	4	51	51	51	51	51
Alex MONTGOMERY (51)	5	51	21	51	51	51	51	21	21	21	21	21
Jimmy CROW (21)	6	21	77	21	21	21	21	17	17	17	17	17
Ian DALTRY (17)	7	17	17	17	17	17	17	41	41	41	41	41
Grant ALLAN (41)	8	41	41	41	41	41	41	78	78	78	78	78
John BENNETT (85)	9	85	78	78	78	78	78	85	85	85	85	85
James BRAID (81)	10	81	85	85	85	85	85	81	81	81	81	81
Andrew GRAHAM (78)	11	78	81	81	81	81	81	8	8	8	8	8
Max HORNE (8)	12	8	8	8	8	8	8					

Clerk of the Course.

Sig : Time :  
Chief Timekeeper : Ian Sharp (SMART Timing)

Results available at [www.mylaps.com](http://www.mylaps.com) and [www.smart-timing.co.uk](http://www.smart-timing.co.uk)

Printed: 08/04/2016 18:25:09

Orbits







# Race Results



Bulletin No. \_\_\_\_\_

## SMRC Spring Race Meeting

Scottish Classics Championship

Knockhill 1.267 miles

Race 15 - 2nd Race

03/04/2016 16:55

Race (12 Laps) started at 17:21:11

POLE POSITION

2	49 Raymond BOYD
4	51 Alex MONTGOMERY
6	17 Ian DALTRY
8	78 Andrew GRAHAM
10	81 James BRAID
12	77 Tommy GILMARTIN

1	39 Harry SIMPSON
3	4 Stan BERNARD
5	21 Jimmy CROW
7	41 Grant ALLAN
9	85 John BENNETT
11	8 Max HORNE

1  
2  
3  
4  
5  
6

Clerk of the Course.

Sig : Time :

Chief Timekeeper : Ian Sharp (SMART Timing)

Results available at [www.mylaps.com](http://www.mylaps.com) and [www.smart-timing.co.uk](http://www.smart-timing.co.uk)

Printed: 08/04/2016 18:25:35

Orbits



# Race Results



Bulletin No. \_\_\_\_\_

## SMRC Spring Race Meeting

Sorted on Laps

Scottish Fiesta Championship

Knockhill 1.267 miles

Race 7 - 1st Race - AMENDED RESULT

03/04/2016 14:00

Race (12 Laps) started at 14:00:49

Pos	No.	Name	Make/Model	CC	Class Code	Laps	Total Tm	Diff	Best Tm	In Lap	Best Speed
1	1	Wayne MacAULAY	Ford Fiesta ST	2000	ST	12	13:19.305		1:05.467	11	69.666
2	61	Peter CRUICKSHANK	Ford Fiesta ST	2000	ST	12	13:38.060	18.755	1:06.858	6	68.217
3	7	Kevin WHYTE	Ford Fiesta ST	2000	ST	12	13:41.680	22.375	1:06.797	6	68.279
4	50	Jim DEANS	Ford Fiesta XR2	1600	XR	12	14:04.312	45.007	1:08.955	10	66.142
5	24	Steven GRAY	Ford Fiesta XR2	1600	XR	12	14:04.939	45.634	1:09.056	11	66.046
6	55	Stephen WARD	Ford Fiesta ST	2000	ST	12	14:10.111	50.806	1:09.067	7	66.035
7	18	Barry FARQUHARSON	Ford Fiesta XR2	1600	XRN	12	14:30.688	1:11.38:	1:10.914	9	64.315
8	22	Gavin BUTTERWORTH	Ford Fiesta XR2	1600	XR	11	13:27.160	1 Lap	1:10.544	8	64.652
9	57	Alec TOWNLEY	Ford Fiesta XR2	1600	XRN	11	13:28.855	1 Lap	1:11.501	6	63.787
10	20	Chris McNEILL	Ford Fiesta XR2	1600	XRN	10	13:34.710	2 Laps	1:18.377	4	58.191
11	81	Graeme CUTHBERT	Ford Fiesta XR2	1600	XRN	10	14:00.370	2 Laps	1:16.192	5	59.860

### Not classified

DNF	98	Gordon HASTON	Ford iesta XR2	1600	XRN	9	12:30.385	DNF	1:16.247	7	59.817
DNF	25	Andrew CHRISTIE	Ford Fiesta ST	2000	ST	1	1:14.207	DNF		0	-
DNF	37	Russell MORGAN	Ford Fiesta ST	2000	ST	1	1:15.179	DNF		0	-

Clerk of the Course.

Orbits

Sig : Time :  
Chief Timekeeper : Ian Sharp (SMART Timing)  
Results available at [www.mylaps.com](http://www.mylaps.com) and [www.smart-timing.co.uk](http://www.smart-timing.co.uk)

Printed: 08/04/2016 18:27:31







## SMRC Spring Race Meeting

Scottish Fiesta Championship

Knockhill 1.267 miles

Race 7 - 1st Race - AMENDED RESULT

03/04/2016 14:00

Race (12 Laps) started at 14:00:49

Lap	Time of Day	Lap Tm	S1	S2	S3	S3Spd	SFSpd	Lap	Time of Day	Lap Tm	S1	S2	S3	S3Spd	SFSpd
<b>(98) Gordon HASTON</b>															
1	14:02:12.531			28.749	22.148		<b>68.477</b>								
2	14:04:17.774	<b>2:05.243</b>	52.527	49.832	22.884		65.599								
3	14:05:35.182	<b>1:17.408</b>	25.573	29.512	22.323		65.090								
4	14:06:53.705	<b>1:18.523</b>			<b>21.761</b>		68.268								
5	14:08:11.549	<b>1:17.844</b>			22.253		65.921								
6	14:09:28.165	<b>1:16.616</b>	<b>25.075</b>	29.014	22.527		66.246								
7	14:10:44.412	<b>1:16.247</b>	25.553	<b>28.412</b>	22.282		65.471								
8	14:12:03.172	<b>1:18.760</b>	26.549	29.804	22.407		65.153								
9	14:13:19.564	<b>1:16.392</b>	25.358	28.735	22.299		65.856								
<b>(25) Andrew CHRISTIE</b>															
1	14:02:03.386			<b>26.576</b>	<b>19.897</b>	<b>89.120</b>	<b>79.795</b>								
<b>(37) Russell MORGAN</b>															
1	14:02:04.358			<b>26.718</b>	<b>20.271</b>	<b>88.068</b>	<b>78.032</b>								

Clerk of the Course.

Orbits

Sig : Time :  
 Chief Timekeeper : Ian Sharp (SMART Timing)  
 Results available at [www.mylaps.com](http://www.mylaps.com) and [www.smart-timing.co.uk](http://www.smart-timing.co.uk)





## SMRC Spring Race Meeting

## Lapchart

Scottish Fiesta Championship

Knockhill 1.267 miles

Race 7 - 1st Race - AMENDED RESULT

03/04/2016 14:00

Race (12 Laps) started at 14:00:49

Competitors	Laps											
	1	2	3	4	5	6	7	8	9	10	11	12
Wayne MacAULAY (1)	1	1	1	1	1	1	1	1	1	1	1	1
Kevin WHYTE (7)	2	7	7	7	7	7	7	7	7	61	61	61
Peter CRUICKSHANK (61)	3	61	61	61	61	61	61	61	7	7	7	7
Andrew CHRISTIE (25)	4	25	50	50	50	50	50	50	50	50	50	50
Russell MORGAN (37)	5	37	24	24	24	24	24	24	24	24	24	24
Jim DEANS (50)	6	50	55	55	55	55	55	55	55	55	55	55
Steven GRAY (24)	7	24	18	18	18	18	18	18	18	18	18	18
Stephen WARD (55)	8	55	57	57	57	57	22	22	22	22	22	22
Barry FARQUHARSON (18)	9	18	22	22	22	22	57	57	57	57	57	57
Alec TOWNLEY (57)	10	57	81	20	20	20	20	20	20	20	20	20
Gavin BUTTERWORTH (22)	11	22	20	98	98	98	98	98	98	98	81	81
Gordon HASTON (98)	12	98	98	81	81	81	81	81	81	81	81	81
Graeme CUTHBERT (81)	13	81										
Chris McNEILL (20)	14	20										

Clerk of the Course.

Sig : Time :  
 Chief Timekeeper : Ian Sharp (SMART Timing)

Results available at [www.mylaps.com](http://www.mylaps.com) and [www.smart-timing.co.uk](http://www.smart-timing.co.uk)

Orbits





## SMRC Spring Race Meeting

Scottish Fiesta Championship

Knockhill 1.267 miles

Race 16 - 2nd Race

03/04/2016 17:20

Race (12 Laps) started at 17:40:53

POLE POSITION

**2**  
61 Peter CRUICKSHANK

**1**  
1 Wayne MacAULAY

1

**4**  
50 Jim DEANS

**3**  
7 Kevin WHYTE

2

**6**  
55 Stephen WARD

**5**  
24 Steven GRAY

3

**8**  
22 Gavin BUTTERWORTH

**7**  
18 Barry FARQUHARSON

4

**10**  
20 Chris McNEILL

**9**  
57 Alec TOWNLEY

5

**12**  
98 Gordon HASTON

**11**  
81 Graeme CUTHBERT

6

**14**  
37 Russell MORGAN

**13**  
25 Andrew CHRISTIE

7

Clerk of the Course.

Sig : Time :

Chief Timekeeper : Ian Sharp (SMART Timing)

Results available at [www.mylaps.com](http://www.mylaps.com) and [www.smart-timing.co.uk](http://www.smart-timing.co.uk)

Printed: 08/04/2016 18:30:45

Orbits



# Race Results



Bulletin No. \_\_\_\_\_

## SMRC Spring Race Meeting

Sorted on Laps

Scottish Legends Championship

Knockhill 1.267 miles

Race 8 - Heat 2

03/04/2016 14:25

Race (8 Laps) started at 14:27:06

Pos	No.	Name	Make/Model	CC	Class Code	Laps	Total Tm	Diff	Best Tm	In Lap	Best Speed
1	1	John PATERSON	Ford Coupe	1250	L	8	9:00.974		1:06.629	3	68.451
2	6	David HUNTER	Ford Coupe	1250	L	8	9:09.860	8.886	1:07.360	6	67.708
3	7	Ross MARSHALL	Ford Coupe	1250	LT	8	9:13.639	12.665	1:07.352	5	67.716
4	52	Stewart BLACK	Ford Coupe	1250	L	8	9:13.916	12.942	1:07.691	7	67.377
5	37	Ivor GREENWOOD	Ford Coupe	1250	L	8	9:23.991	23.017	1:08.611	2	66.474
6	38	Pino PALAZZO	Ford Sedan	1250	L	8	9:24.633	23.659	1:08.226	7	66.849
7	71	Ryan McLEISH	Ford Coupe	1250	L R	8	9:27.726	26.752	1:08.447	8	66.633
8	88	Jeff PRITCHARD	Ford Coupe	1200	L	8	9:31.179	30.205	1:09.987	6	65.167
9	46	Ross McCULLOCH	Ford Coupe	1250	L R	8	9:32.732	31.758	1:09.888	7	65.259
10	77	Allan CLARKE	Ford Coupe	1250	L R	7	9:18.175	1 Lap	1:17.940	2	58.517
Not classified											
DNF	17	Billy WAIT	37 Ford	1250	L	4	4:43.874	DNF	1:09.057	4	66.045

Clerk of the Course.

Orbits

Sig :                      Time :  
Chief Timekeeper : Ian Sharp (SMART Timing)  
Results available at [www.mylaps.com](http://www.mylaps.com) and [www.smart-timing.co.uk](http://www.smart-timing.co.uk)



Printed: 08/04/2016 18:38:38







## SMRC Spring Race Meeting

## Lapchart


Scottish Legends Championship

Knockhill 1.267 miles

Race 8 - Heat 2

03/04/2016 14:25

Race (8 Laps) started at 14:27:06



Competitors	Laps								
	0	1	2	3	4	5	6	7	8
John PATERSON (1)	1	1	1	1	1	1	1	1	1
Jeff PRITCHARD (88)	2	88	37	7	7	6	6	6	6
Billy WAIT (17)	3	17	7	37	6	7	7	7	7
Ivor GREENWOOD (37)	4	37	6	6	37	52	52	52	52
Ross MARSHALL (7)	5	7	17	52	52	37	37	37	37
Pino PALAZZO (38)	6	38	38	17	17	17	38	38	38
David HUNTER (6)	7	6	52	88	88	88	88	71	71
Stewart BLACK (52)	8	52	88	46	38	38	71	88	88
Ryan McLEISH (71)	9	71	46	38	71	71	46	46	46
Ross McCULLOCH (46)	10	46	71	71	46	46	77	77	77
Allan CLARKE (77)	11	77	77	77	77	77	77	77	77

Clerk of the Course.

Orbits

Sig :                      Time :  
 Chief Timekeeper : Ian Sharp (SMART Timing)  
 Results available at [www.mylaps.com](http://www.mylaps.com) and [www.smart-timing.co.uk](http://www.smart-timing.co.uk)



## SMRC Spring Race Meeting

Sorted on Laps

Celtic Speed Mini Cooper Cup

Knockhill 1.267 miles

Race 9 - 2nd Race - AMENDED RESULT

03/04/2016 14:45

Race (9 Laps) started at 14:48:17

Pos	No.	Name	Make/Model	CC	Class Code	Laps	Total Tm	Diff	Best Tm	In Lap	Best Speed
1	99	Vic COVEY Jnr	Mini Cooper	1600	Guest	9	10:09.907		1:06.890	8	68.184
2	23	Ian MUNRO	Mini Cooper	1600	SM	9	10:11.117	1.210	1:06.480	8	68.605
3	4	Dominic WHEATLEY	Mini Cooper	1600	SMN	9	10:17.711	7.804	1:07.053	4	68.018
4	87	Paul BELL	Mini Cooper	1600	SM	9	10:19.015	9.108	1:07.296	7	67.773
5	26	William BLAKE	Mini Cooper	1600	SM	9	10:22.363	12.456	1:06.663	8	68.416
6	98	Brandon WALSH	Mini Cooper	1600	SMN	9	10:23.151	13.244	1:06.850	8	68.225
7	3	Jock BORTHWICK	Mini Cooper	1600	SM	9	10:23.283	13.376	1:06.470	6	68.615
8	33	Dylan O'DONNELL	Mini Cooper	1600	SMN	9	10:28.208	18.301	1:07.559	7	67.509
9	61	Malcolm McNAB	Mini Cooper	1600	SM	9	10:29.286	19.379	1:07.038	8	68.034
10	6	Daniel DREELAN	Mini Cooper	1600	SM	9	10:32.413	22.506	1:06.633	8	68.447
11	7	Jonny DREELAN	Mini Cooper	1600	SMN	9	10:35.184	25.277	1:08.275	8	66.801
12	47	Reis ROBERTSON	Mini Cooper	1600	SMN	9	10:35.486	25.579	1:07.407	5	67.661
13	30	Callum DRYBURGH	Mini Cooper	1600	SM	9	10:36.045	26.138	1:07.672	4	67.396
14	24	John DUNCAN	Mini Cooper	1600	SMN	9	10:40.509	30.602	1:07.658	7	67.410
15	96	Taeler SHAND	Mini Cooper	1600	SMN L	9	10:41.042	31.135	1:08.431	6	66.649
16	12	Allan PATERSON	Mini Cooper	1600	SMN	9	10:45.847	35.940	1:09.161	8	65.945
17	50	Andrew BELL	Mini Cooper	1600	SMN	9	10:47.926	38.019	1:09.659	6	65.474

### Not classified

DNF	11	Morgan MURRAY	Mini Cooper	1600	SMN	8	9:09.852	DNF	1:06.510	7	68.574
DNF	67	Mark GERAGHTY	Mini Cooper	1600	SMN	8	9:09.911	DNF	1:06.656	7	68.424
DNF	51	Chris MILFORD	Mini Cooper	1600	SM	8	9:21.886	DNF	1:06.941	8	68.132
DNF	8	Hannah CHAPMAN	Mini Cooper	1600	SM L			DNF		0	-
DNF	5	Des WHEATLEY	Mini Cooper	1600	SM			DNF		0	-
DQ	91	Robbie DALGLEISH	Mini Cooper	1600	SMN	9	10:30.688	DQ	1:06.905	8	68.169

### Announcements

15:52 AMENDED RESULT - Car No.91 Excluded - Contravention of Regulation C1.1.5 - General safety.

Clerk of the Course.

Sig : Time :

Chief Timekeeper : Ian Sharp (SMART Timing)

 Results available at [www.mylaps.com](http://www.mylaps.com) and [www.smart-timing.co.uk](http://www.smart-timing.co.uk)

Printed: 08/04/2016 18:13:11

Orbits





## SMRC Spring Race Meeting

Celtic Speed Mini Cooper Cup

Knockhill 1.267 miles

Race 9 - 2nd Race - AMENDED RESULT

03/04/2016 14:45

Race (9 Laps) started at 14:48:17

Lap	Time of Day	Lap Tm	S1	S2	S3	S3Spd	SFSpd	Lap	Time of Day	Lap Tm	S1	S2	S3	S3Spd	SFSpd
4	14:53:13.986	1:15.151	22.089	32.818	20.244	<b>84.732</b>	75.402	4	14:53:09.713	1:08.566	22.336	26.047	20.183	83.675	74.152
5	14:54:24.010	1:10.024	23.281	26.495	20.248	82.240	74.564	5	14:54:16.704	1:06.991	21.475	25.503	20.013	<b>85.706</b>	74.897
6	14:55:31.842	1:07.832	22.103	25.825	<b>19.904</b>	84.518	75.148	6	14:55:24.963	1:08.259	22.092	25.143	21.024	85.162	73.022
7	14:56:39.500	1:07.658	<b>22.000</b>	<b>25.667</b>	19.991	84.732	75.233	7	14:56:32.504	1:07.541	22.572	<b>25.007</b>	19.962	85.270	<b>75.064</b>
8	14:57:48.038	1:08.538	22.360	26.104	20.074	83.157	75.148	8	14:57:39.409	1:06.905	21.870	25.078	<b>19.957</b>	84.732	74.647
9	14:58:57.637	1:09.599	22.764	26.364	20.471	83.054	74.234	9	14:58:47.816	1:08.407	21.667	26.352	20.388	80.853	73.664

## (96) Taeler SHAND

1	14:49:40.783			29.146	21.119	83.157	72.314
2	14:50:51.633	1:10.850	23.870	26.545	20.435	83.675	<b>74.730</b>
3	14:52:01.701	1:10.068	23.218	26.386	20.464	<b>84.625</b>	73.826
4	14:53:13.572	1:11.871	22.601	28.492	20.778	82.747	71.927
5	14:54:22.331	1:08.759	22.592	25.882	20.285	83.989	73.826
6	14:55:30.762	1:08.431	22.307	25.823	20.301	83.675	74.070
7	14:56:39.277	1:08.515	22.157	<b>25.809</b>	20.549	84.200	73.826
8	14:57:49.094	1:09.817	<b>22.111</b>	27.007	20.699	81.839	72.943
9	14:58:58.170	1:09.076	22.681	26.296	<b>20.099</b>	84.095	74.316

## (12) Allan PATERSON

1	14:49:40.756		30.200	28.935	21.740	80.272	73.342
2	14:50:53.322	1:12.566	24.849	26.996	20.721	81.540	73.745
3	14:52:02.496	1:09.174	<b>22.607</b>	26.179	<b>20.388</b>	83.363	73.664
4	14:53:13.534	1:11.038	22.745	27.327	20.966	81.343	73.583
5	14:54:24.435	1:10.901	23.224	26.889	20.788	81.540	<b>74.234</b>
6	14:55:34.079	1:09.644	22.801	26.190	20.653	82.951	72.785
7	14:56:43.453	1:09.374	22.722	25.969	20.683	<b>83.885</b>	73.342
8	14:57:52.614	1:09.161	22.686	<b>25.888</b>	20.587	83.157	73.182
9	14:59:02.975	1:10.361	23.357	26.302	20.702	82.645	73.102

## (50) Andrew BELL

1	14:49:42.190		30.480	29.155	21.288	81.540	73.102
2	14:50:54.385	1:12.195	24.638	26.864	20.693	83.157	74.152
3	14:52:05.080	1:10.695	23.211	26.872	20.612	82.849	74.234
4	14:53:15.063	1:09.983	22.841	26.568	20.574	83.260	<b>74.564</b>
5	14:54:25.133	1:10.070	23.043	26.315	20.712	83.363	74.234
6	14:55:34.792	1:09.659	22.720	26.252	20.687	<b>83.885</b>	74.070
7	14:56:44.827	1:10.035	<b>22.686</b>	<b>26.135</b>	21.214	83.363	73.022
8	14:57:54.605	1:09.778	22.818	26.485	<b>20.475</b>	83.157	74.316
9	14:59:05.054	1:10.449	22.993	26.931	20.525	82.951	73.826

## (11) Morgan MURRAY

1	14:49:34.034			25.840	20.165	85.815	73.102
2	14:50:42.997	1:08.963	23.133	25.617	20.213	85.162	76.345
3	14:51:50.851	1:07.854	22.160	25.647	20.047	85.706	76.259
4	14:52:58.575	1:07.724	22.002	25.211	20.511	85.487	<b>76.432</b>
5	14:54:06.112	1:07.537	22.003	25.310	20.224	85.270	76.432
6	14:55:12.836	1:06.724	21.752	25.012	19.960	85.596	76.000
7	14:56:19.346	1:06.510	21.794	<b>24.855</b>	<b>19.861</b>	<b>86.146</b>	75.914
8	14:57:26.980	1:07.634	<b>21.681</b>	24.954	20.999	86.146	73.745

## (67) Mark GERAGHTY

1	14:49:32.379			25.723	20.338	84.946	75.487
2	14:50:40.693	1:08.314	22.333	25.926	20.055	85.379	75.572
3	14:51:48.393	1:07.700	22.369	25.269	20.062	85.596	75.657
4	14:52:55.567	1:07.174	22.199	25.032	19.943	86.035	<b>75.742</b>
5	14:54:03.507	1:07.940	22.492	25.309	20.139	86.035	74.981
6	14:55:10.896	1:07.389	22.385	24.980	20.024	<b>86.146</b>	75.487
7	14:56:17.552	1:06.656	<b>21.966</b>	<b>24.867</b>	<b>19.823</b>	86.035	75.233
8	14:57:27.039	1:09.487	22.884	25.043	21.560	85.596	70.123

## (51) Chris MILFORD

1	14:49:38.010			27.919	20.821	80.658	73.989
2	14:50:49.809	1:11.799	24.164	27.078	20.557	82.240	74.234
3	14:51:58.246	1:08.437	22.180	25.642	20.615	83.780	<b>75.487</b>
4	14:53:06.200	1:07.954	22.010	25.671	20.273	83.467	74.813
5	14:54:15.179	1:08.979	22.313	25.913	20.753	82.951	74.070
6	14:55:24.390	1:09.211	22.336	25.633	21.242	83.363	72.392
7	14:56:32.073	1:07.683	22.283	25.259	20.141	<b>84.946</b>	75.402
8	14:57:39.014	1:06.941	21.916	<b>25.165</b>	<b>19.860</b>	84.200	75.148

## (91) Robbie DALGLEISH

1	14:49:38.655			27.522	21.386	83.885	72.314
2	14:50:51.149	1:12.494	24.109	26.116	22.269	83.260	65.599
3	14:52:01.147	1:09.998	23.159	25.908	20.931	83.989	72.314

Clerk of the Course.

Sig : Time :

Chief Timekeeper : Ian Sharp (SMART Timing)

 Results available at [www.mylaps.com](http://www.mylaps.com) and [www.smart-timing.co.uk](http://www.smart-timing.co.uk)

Printed: 08/04/2016 18:13:48

Orbits



## SMRC Spring Race Meeting

## Lapchart

Celtic Speed Mini Cooper Cup

Knockhill 1.267 miles

Race 9 - 2nd Race - AMENDED RESULT

03/04/2016 14:45

Race (9 Laps) started at 14:48:17

Competitors	Laps									
	1	2	3	4	5	6	7	8	9	
Vic COVEY Jnr (99)	1	99	99	99	99	99	99	99	99	99
Ian MUNRO (23)	2	23	23	23	23	23	23	23	23	23
Paul BELL (87)	3	87	87	87	87	87	87	87	87	4
Mark GERAGHTY (67)	4	67	67	67	67	67	67	67	4	87
Dominic WHEATLEY (4)	5	4	4	4	4	4	4	4	11	26
Morgan MURRAY (11)	6	11	11	11	11	11	11	11	67	98
William BLAKE (26)	7	26	26	3	3	3	3	3	3	3
Jock BORTHWICK (3)	8	3	3	26	26	26	26	98	98	33
Brandon WALSH (98)	9	98	98	98	98	98	98	6	6	61
Daniel DREELAN (6)	10	6	6	6	6	6	6	26	26	91
Dylan O'DONNELL (33)	11	33	33	33	33	33	33	33	33	6
Jonny DREELAN (7)	12	7	7	7	7	7	61	61	61	7
Chris MILFORD (51)	13	51	51	51	51	61	51	51	51	47
John DUNCAN (24)	14	24	24	24	61	51	7	91	91	30
Robbie DALGLEISH (91)	15	91	61	61	30	30	30	7	7	24
Callum DRYBURGH (30)	16	30	30	30	47	47	91	47	30	96
Malcolm McNAB (61)	17	61	91	47	91	91	47	30	47	12
Reis ROBERTSON (47)	18	47	47	91	12	96	96	96	24	50
Allan PATERSON (12)	19	12	96	96	96	24	24	24	96	
Taeler SHAND (96)	20	96	12	12	24	12	12	12	12	
Andrew BELL (50)	21	50	50	50	50	50	50	50	50	
-	22									
-	23									

Clerk of the Course.

Sig : Time :

Chief Timekeeper : Ian Sharp (SMART Timing)

 Results available at [www.mylaps.com](http://www.mylaps.com) and [www.smart-timing.co.uk](http://www.smart-timing.co.uk)

Printed: 08/04/2016 18:14:18

Orbits





## SMRC Spring Race Meeting


Celtic Speed Mini Cooper Cup

Knockhill 1.267 miles

Race 131- 3rd Race

03/04/2016 16:15

Race (9 Laps) started at 16:44:45



AMENDED GRID - No.91 Moved to back of grid <sup>POLE POSITION</sup>

2 3 Jock BORTHWICK
4 26 William BLAKE
6 4 Dominic WHEATLEY
8 99 Vic COVEY Jnr
10 6 Daniel DREELAN
12 47 Reis ROBERTSON
14 24 John DUNCAN
16 12 Allan PATERSON
18 11 Morgan MURRAY
20 51 Chris MILFORD

1 33 Dylan O'DONNELL
3 98 Brandon WALSH
5 87 Paul BELL
7 23 Ian MUNRO
9 61 Malcolm McNAB
11 7 Jonny DREELAN
13 30 Callum DRYBURGH
15 96 Taeler SHAND
17 50 Andrew BELL
19 67 Mark GERAGHTY

1  
2  
3  
4  
5  
6  
7  
8  
9  
10

Clerk of the Course. Orbits

Sig :                      Time :  
Chief Timekeeper : Ian Sharp (SMART Timing)  
Results available at [www.mylaps.com](http://www.mylaps.com) and [www.smart-timing.co.uk](http://www.smart-timing.co.uk)





## SMRC Spring Race Meeting


Celtic Speed Mini Cooper Cup

Knockhill 1.267 miles

Race 131- 3rd Race

03/04/2016 16:15

Race (9 Laps) started at 16:44:45




**22**

5 Des WHEATLEY



**21**

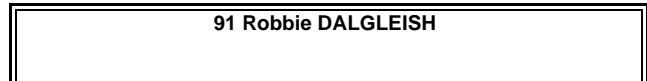
8 Hannah CHAPMAN



**11**

**23**

91 Robbie DALGLEISH



**12**

Clerk of the Course.

Sig :                      Time :

Chief Timekeeper : Ian Sharp (SMART Timing)

Results available at [www.mylaps.com](http://www.mylaps.com) and [www.smart-timing.co.uk](http://www.smart-timing.co.uk)

Orbits





## SMRC Spring Race Meeting

Sorted on Laps

Scottish Saloons &amp; Sportscars Championship

Knockhill 1.267 miles

Race 10 - 2nd Race

03/04/2016 15:10

Race (12 Laps) started at 15:18:24

Pos	No.	Name	Make/Model	CC	Class Code	Laps	Total Tm	Diff	Best Tm	In Lap	Best Speed
1	6	Phil DRYBURGH	Ginetta G50	4500	A2	8	8:01.243		58.407	4	78.087
2	79	Paul BRYDON	BMW M3	3200T	A2	8	8:06.122	4.879	58.427	6	78.060
3	4	Mark DAWSON	Seat Leon Supercopa	1994	A2	8	8:24.177	22.934	1:00.714	8	75.120
4	28	Scott TOLLAN	Escort Cosworth	2000	A1	8	8:31.833	30.590	1:01.950	6	73.621
5	63	Graham ROBERTSON	BMW E46 M3	3200	A2	8	8:33.061	31.818	1:02.076	6	73.472
6	89	William ROBSON	Ford Focus RS	2500	B1	8	8:38.604	37.361	1:02.646	8	72.803
7	13	Keith COWIE	Seat Leon Supercopa	2000	A2	7	7:53.608	1 Lap	1:04.626	7	70.573
8	68	John KENNEDY	Subaru GC8	2000T	B1	7	8:03.651	1 Lap	1:06.522	5	68.561
9	23	Brian MELDRUM	Seat Leon Sport	2000	B1	7	8:11.928	1 Lap	1:06.825	5	68.251
10	64	Charlie FRASER	Westfield Megabusa	1396	B2	7	8:19.267	1 Lap	1:08.973	4	66.125

### Not classified

DNF	1	Ian DONALDSON	Misubishi Evo 9	2000	A1	8	7:54.985	DNF	55.066	6	82.825
DNF	56	Adam KINDNESS	Subaru Impreza STi	2000T	A1	8	7:56.998	DNF	57.717	3	79.021
DNF	16	Colin SIMPSON	Marcos Mantis	5000	A2	7	6:56.629	DNF	56.802	5	80.294
DNS	47	Graham DAVIDSON	Noble M400	3000	A2			DNS		0	-

### Announcements

RED FLAG after Leader completed 9 Laps - Result declared at 8 Laps.

Car No's 1 & 56 not classified - Not running at time of Red Flag.

Clerk of the Course.

Sig :                      Time :

Chief Timekeeper : Ian Sharp (SMART Timing)

 Results available at [www.mylaps.com](http://www.mylaps.com) and [www.smart-timing.co.uk](http://www.smart-timing.co.uk)

Printed: 08/04/2016 18:42:51

Orbits









## SMRC Spring Race Meeting

## Lapchart

Scottish Saloons & Sportscars Championship

Knockhill 1.267 miles

Race 10 - 2nd Race

03/04/2016 15:10

Race (12 Laps) started at 15:18:24

Competitors	Laps							
	1	2	3	4	5	6	7	8
Colin SIMPSON (16)	16	16	16	16	16	16	16	1
Ian DONALDSON (1)	1	1	1	1	56	56	1	56
Phil DRYBURGH (6)	6	56	56	56	6	1	56	6
Paul BRYDON (79)	79	6	6	6	1	6	6	79
Adam KINDNESS (56)	56	79	79	79	79	79	79	4
Mark DAWSON (4)	4	4	4	4	4	4	4	28
Scott TOLLAN (28)	28	28	28	28	28	28	28	63
Graham ROBERTSON (63)	63	89	63	63	63	63	63	89
William ROBSON (89)	89	63	89	89	89	89	89	
John KENNEDY (68)	68	68	13	13	13	13	13	
Charlie FRASER (64)	64	13	68	68	68	68	68	
Keith COWIE (13)	13	64	64	64	64	23	23	
Brian MELDRUM (23)	23	23	23	23	23	64	64	
-	14							

Clerk of the Course.

Sig : Time :

Chief Timekeeper : Ian Sharp (SMART Timing)

Results available at [www.mylaps.com](http://www.mylaps.com) and [www.smart-timing.co.uk](http://www.smart-timing.co.uk)

Printed: 08/04/2016 18:43:52

Orbits



**Scottish Saloons & Sportscars Championship**

2016

Pos	No.	Name	Total	Diff	Gap	#1	#2
						Total	Total
1	89	William ROBSON	50	0	0	25	25
2	28	Scott TOLLAN	45	5	5	20	25
3	79	Paul BRYDON	40	10	5	20	20
4	6	Phil DRYBURGH	39	11	1	14	25
5	68	John KENNEDY	36	14	3	16	20
6	23	Brian MELDRUM	36	14	0	20	16
7	64	Charlie FRASER	36	14	0	18	18
8	4	Mark DAWSON	32	18	4	16	16
9	63	Graham ROBERTSON	26	24	6	12	14
10	1	Ian DONALDSON	25	25	1	25	0
11	16	Colin SIMPSON	25	25	0	25	0
12	13	Keith COWIE	22	28	3	10	12
13	47	Graham DAVIDSON	0	50	22	0	0
14	56	Adam KINDNESS	0	50	0	0	0

**Event Legend**

#1 03/04/2016 SMRC Spring Race Meeting

#2 03/04/2016 SMRC Spring Race Meeting

Championship points are unofficial and given as an indication only.

Official Championship points will be published on the SMRC Website.



OFFICIAL FEEDER SERIES

**BEATSON'S**  
BUILDING SUPPLIES

# Race Results

Bulletin No. \_\_\_\_\_



## SMRC Spring Race Meeting

Sorted on Laps

Scottish Formula Ford 1600 Championship

Knockhill 1.267 miles

Race 11 - 2nd Race

03/04/2016 15:30

Race (12 Laps) started at 16:06:31

Pos	No.	Name	Make/Model	CC	Class Code	Laps	Total Tm	Diff	Best Tm	In Lap	Best Speed
1	25	Neil MacLENNAN	Ray GR09	1600	FF16A	12	13:33.814		57.614	11	79.162
2	50	Jamie THORBURN	Ray GR15	1600	FF16A-N	12	13:41.437	7.623	57.911	8	78.756
3	33	Jordan GRONKOWSKI	Van Diemen JL012K	1600	FF16A	12	13:41.968	8.154	57.698	10	79.047
4	8	Sebastian MELROSE	Ray GR14	1600	FF16A	12	14:00.745	26.931	58.971	11	77.340
5	71	Matthew COWLEY	Van Dieman JL13	1600	FF 16A-N	12	14:07.014	33.200	59.695	10	76.402
6	92	Matthew CHISHOLM	Van Diemen RF92	1600	FF16B	12	14:07.367	33.553	59.188	11	77.057
7	3	Neil BROOME	Swift SC93C	1600	FF16B	12	14:20.913	47.099	59.290	12	76.924
8	70	David THORBURN	Ray GR15	1600	FF16A	12	14:23.328	49.514	1:00.535	12	75.342
9	77	Fraser GRAY	Ray GR14	1600	FF16A	11	13:35.133	1 Lap	1:01.255	8	74.457
10	22	Fergus MCINTYRE	Ray GR05	1600	FF16A	11	13:42.368	1 Lap	1:01.870	10	73.717
11	30	Steven BARLOW	Ray 98	1600	FF 16A	11	13:43.345	1 Lap	1:00.736	10	75.093
12	29	Ross HOWE	Van Dieman RF99	1600	FF16A-N	11	13:47.030	1 Lap	1:01.098	9	74.648

Clerk of the Course.

Sig : Time :

Chief Timekeeper : Ian Sharp (SMART Timing)

Results available at [www.mylaps.com](http://www.mylaps.com) and [www.smart-timing.co.uk](http://www.smart-timing.co.uk)

Orbits



Printed: 08/04/2016 18:33:35



SMRC Spring Race Meeting

Scottish Formula Ford 1600 Championship

Knockhill 1.267 miles

Race 11 - 2nd Race

03/04/2016 15:30

Race (12 Laps) started at 16:06:31

Table with columns: Lap, Time of Day, Lap Tm, S1, S2, S3, S3Spd, SFSpd. Contains race data for drivers: (25) Neil MacLENNAN, (50) Jamie THORBURN, (33) Jordan GRONKOWSKI, (8) Sebastian MELROSE, (71) Matthew COWLEY, (92) Matthew CHISHOLM, (3) Neil BROOME, (70) David THORBURN, (77) Fraser GRAY, (22) Fergus MCINTYRE, (30) Steven BARLOW.

Clerk of the Course.

Sig : Time :

Chief Timekeeper : Ian Sharp (SMART Timing)

Results available at www.mylaps.com and www.smart-timing.co.uk





OFFICIAL FEEDER SERIES

**BEATSON'S**  
BUILDING SUPPLIES

# Race Results

Bulletin No. \_\_\_\_\_



## SMRC Spring Race Meeting

Scottish Formula Ford 1600 Championship

Knockhill 1.267 miles

Race 11 - 2nd Race

03/04/2016 15:30

Race (12 Laps) started at 16:06:31

Lap	Time of Day	Lap Tm	S1	S2	S3	S3Spd	SFSpd	Lap	Time of Day	Lap Tm	S1	S2	S3	S3Spd	SFSpd
9	16:18:10.799	1:01.736	19.539	22.920	19.277	101.066	88.183								
10	16:19:11.535	1:00.736	19.546	22.108	19.082	101.987	88.183								
11	16:20:14.700	1:03.165	19.940	24.218	19.007	96.419	87.952								

(29) Ross HOWE

1	16:09:37.816	1:04.608	20.781	23.127	20.700	100.460	90.077
2	16:10:42.109	1:04.293	20.621	23.245	20.427	100.310	90.320
3	16:11:46.122	1:04.013	20.281	23.205	20.527	100.914	89.358
4	16:12:49.458	1:03.336	20.044	23.043	20.249	100.310	89.596
5	16:13:52.205	1:02.747	20.084	22.778	19.885	100.460	89.957
6	16:14:54.122	1:01.917	19.462	22.387	20.068	100.762	91.055
7	16:16:08.497	1:14.375	19.971	34.672	19.732	101.678	90.442
8	16:17:12.471	1:03.974	19.671	22.663	21.640	101.371	81.048
9	16:18:13.569	1:01.098	19.675	22.571	18.852	101.218	89.957
10	16:19:15.833	1:02.264	19.311	23.548	19.405	99.419	89.836
11	16:20:18.385	1:02.552	20.034	22.779	19.739	101.371	89.120

Clerk of the Course.

Sig : Time :

Chief Timekeeper : Ian Sharp (SMART Timing)

Results available at [www.mylaps.com](http://www.mylaps.com) and [www.smart-timing.co.uk](http://www.smart-timing.co.uk)

Orbits





OFFICIAL FEEDER SERIES

**BEATSON'S**  
BUILDING SUPPLIES

# Race Results

Bulletin No. \_\_\_\_\_



## SMRC Spring Race Meeting

Lapchart

Scottish Formula Ford 1600 Championship

Knockhill 1.267 miles

Race 11 - 2nd Race

03/04/2016 15:30

Race (12 Laps) started at 16:06:31

Competitors		Laps												
		0	1	2	3	4	5	6	7	8	9	10	11	12
Jordan GRONKOWSKI (33)	1	33	33	33	25	25	25	25	25	25	25	25	25	25
Neil MacLENNAN (25)	2	25	25	25	33	33	33	33	33	50	50	50	50	50
Jamie THORBURN (50)	3	50	50	50	50	50	50	50	50	33	33	33	33	33
Matthew COWLEY (71)	4	71	71	71	71	71	8	8	8	8	8	8	8	8
Sebastian MELROSE (8)	5	8	8	8	8	8	71	71	71	71	71	71	71	71
David THORBURN (70)	6	70	70	70	92	92	92	92	92	92	92	92	92	92
Matthew CHISHOLM (92)	7	92	92	92	70	70	70	70	70	70	70	3	3	3
Ross HOWE (29)	8	29	29	29	29	29	29	3	3	3	3	70	70	70
Fraser GRAY (77)	9	77	77	77	3	3	3	29	77	77	77	77	77	77
Steven BARLOW (30)	10	30	3	3	77	77	77	77	22	22	22	22	22	22
Fergus MCINTYRE (22)	11	22	30	30	30	30	22	22	30	30	30	30	30	30
Neil BROOME (3)	12	3	22	22	22	22	30	30	29	29	29	29	29	29

Clerk of the Course.

Sig :                      Time :  
Chief Timekeeper : Ian Sharp (SMART Timing)

Results available at [www.mylaps.com](http://www.mylaps.com) and [www.smart-timing.co.uk](http://www.smart-timing.co.uk)

Orbits



Printed: 08/04/2016 18:34:30

**Scottish Formula Ford 1600 Championship**

2016

Pos	No.	Name	Total	Diff	Gap	#1	#2
						Total	Total
1	25	Neil MacLENNAN	46	0	0	20	26
2	33	Jordan GRONKOWSKI	42	4	4	26	16
3	50	Jamie THORBURN	36	10	6	16	20
4	8	Sebastian MELROSE	26	20	10	12	14
5	71	Matthew COWLEY	26	20	0	14	12
6	92	Matthew CHISHOLM	19	27	7	9	10
7	70	David THORBURN	18	28	1	10	8
8	77	Fraser GRAY	14	32	4	7	7
9	29	Ross HOWE	12	34	2	8	4
10	22	Fergus MCINTYRE	11	35	1	5	6
11	30	Steven BARLOW	11	35	0	6	5
12	3	Neil BROOME	9	37	2	0	9

**Event Legend**

#1 03/04/2016 SMRC Spring Race Meeting

#2 03/04/2016 SMRC Spring Race Meeting

Championship points are unofficial and given as an indication only.

Official Championship points will be published on the SMRC Website.



# Race Results



Bulletin No. \_\_\_\_\_

## SMRC Spring Race Meeting

Sorted on Laps

Scottish Legends Championship

Knockhill 1.267 miles

Race 12 - Final

03/04/2016 15:50

Race (10 Laps) started at 16:28:27

Pos	No.	Name	Make/Model	CC	Class Code	Laps	Total Tm	Diff	Best Tm	In Lap	Best Speed
1	1	John PATERSON	Ford Coupe	1250	L	10	10:26.426		1:01.197	8	74.527
2	6	David HUNTER	Ford Coupe	1250	L	10	10:32.227	5.801	1:02.102	7	73.441
3	7	Ross MARSHALL	Ford Coupe	1250	LT	10	10:35.746	9.320	1:02.079	8	73.468
4	37	Ivor GREENWOOD	Ford Coupe	1250	L	10	10:35.934	9.508	1:02.030	10	73.526
5	52	Stewart BLACK	Ford Coupe	1250	L	10	10:44.075	17.649	1:03.050	5	72.337
6	38	Pino PALAZZO	Ford Sedan	1250	L	10	10:53.310	26.884	1:02.806	5	72.618
7	71	Ryan McLEISH	Ford Coupe	1250	L R	10	11:04.656	38.230	1:03.441	8	71.891
8	88	Jeff PRITCHARD	Ford Coupe	1200	L	10	11:05.546	39.120	1:05.381	4	69.758
9	17	Billy WAIT	37 Ford	1250	L	10	11:12.803	46.377	1:05.469	8	69.664
10	46	Ross McCULLOCH	Ford Coupe	1250	L R	10	11:18.450	52.024	1:05.806	8	69.307
11	77	Allan CLARKE	Ford Coupe	1250	L R	9	10:53.255	1 Lap	1:10.019	6	65.137

Clerk of the Course.

Orbits

Sig : Time :

Chief Timekeeper : Ian Sharp (SMART Timing)

Results available at [www.mylaps.com](http://www.mylaps.com) and [www.smart-timing.co.uk](http://www.smart-timing.co.uk)

Printed: 08/04/2016 18:39:50







## SMRC Spring Race Meeting

## Lapchart


Scottish Legends Championship

Knockhill 1.267 miles

Race 12 - Final

03/04/2016 15:50

Race (10 Laps) started at 16:28:27



Competitors	Laps											
	0	1	2	3	4	5	6	7	8	9	10	
Billy WAIT (17)	1	17	52	52	1	1	1	1	1	1	1	1
Jeff PRITCHARD (88)	2	88	17	1	6	6	6	6	6	6	6	6
Stewart BLACK (52)	3	52	7	37	37	37	7	7	7	7	7	7
Pino PALAZZO (38)	4	38	37	6	52	7	37	37	37	37	37	37
Ivor GREENWOOD (37)	5	37	6	7	7	52	52	52	52	52	52	52
Ross MARSHALL (7)	6	7	1	38	38	38	38	38	38	38	38	38
David HUNTER (6)	7	6	38	88	88	88	88	88	88	88	88	71
John PATERSON (1)	8	1	88	17	17	17	17	17	17	17	71	88
Allan CLARKE (77)	9	77	46	46	71	71	71	71	71	71	17	17
Ross McCULLOCH (46)	10	46	71	71	46	46	46	46	46	46	46	46
Ryan McLEISH (71)	11	71	77	77	77	77	77	77	77	77	77	77

Clerk of the Course.

Sig : \_\_\_\_\_ Time : \_\_\_\_\_  
 Chief Timekeeper : Ian Sharp (SMART Timing)

Results available at [www.mylaps.com](http://www.mylaps.com) and [www.smart-timing.co.uk](http://www.smart-timing.co.uk)

Printed: 08/04/2016 18:40:27

Orbits



**Scottish Legends Championship**

2016

Pos	No.	Name	Total	Diff	Gap	#1	#2	#3
						Total	Total	Total
1	1	John PATERSON	585	0	0	185	200	200
2	6	David HUNTER	570	15	15	200	185	185
3	7	Ross MARSHALL	490	95	80	150	170	170
4	37	Ivor GREENWOOD	470	115	20	160	150	160
5	52	Stewart BLACK	420	165	50	110	160	150
6	38	Pino PALAZZO	420	165	0	140	140	140
7	71	Ryan McLEISH	390	195	30	130	130	130
8	88	Jeff PRITCHARD	360	225	30	120	120	120
9	46	Ross McCULLOCH	310	275	50	100	110	100
10	17	Billy WAIT	285	300	25	170	5	110
11	77	Allan CLARKE	280	305	5	90	100	90

**Event Legend**

#1	03/04/2016	SMRC Spring Race Meeting	#3	03/04/2016	SMRC Spring Race Meeting
#2	03/04/2016	SMRC Spring Race Meeting			

Championship points are unofficial and given as an indication only.

Official Championship points will be published on the SMRC Website.

## SMRC Spring Race Meeting

Sorted on Laps

Celtic Speed Mini Cooper Cup

Knockhill 1.267 miles

Race 131- 3rd Race

03/04/2016 16:15

Race (9 Laps) started at 16:44:45

Pos	No.	Name	Make/Model	CC	Class Code	Laps	Total Tm	Diff	Best Tm	In Lap	Best Speed
1	26	William BLAKE	Mini Cooper	1600	SM	9	12:43.619		1:05.053	7	70.110
2	33	Dylan O'DONNELL	Mini Cooper	1600	SMN	9	12:43.744	0.125	1:05.213	5	69.938
3	3	Jock BORTHWICK	Mini Cooper	1600	SM	9	12:44.766	1.147	1:05.022	4	70.143
4	87	Paul BELL	Mini Cooper	1600	SM	9	12:45.222	1.603	1:04.763	5	70.424
5	4	Dominic WHEATLEY	Mini Cooper	1600	SMN	9	12:45.246	1.627	1:04.754	6	70.433
6	99	Vic COVEY Jnr	Mini Cooper	1600	Guest	9	12:47.542	3.923	1:04.601	9	70.600
7	61	Malcolm McNAB	Mini Cooper	1600	SM	9	12:50.247	6.628	1:04.880	6	70.297
8	98	Brandon WALSH	Mini Cooper	1600	SMN	9	12:50.483	6.864	1:04.897	9	70.278
9	23	Ian MUNRO	Mini Cooper	1600	SM	9	12:51.105	7.486	1:05.165	9	69.989
10	6	Daniel DREELAN	Mini Cooper	1600	SM	9	12:55.484	11.865	1:05.221	9	69.929
11	47	Reis ROBERTSON	Mini Cooper	1600	SMN	9	12:59.108	15.489	1:05.157	9	69.998
12	11	Morgan MURRAY	Mini Cooper	1600	SMN	9	12:59.382	15.763	1:04.719	9	70.471
13	67	Mark GERAGHTY	Mini Cooper	1600	SMN	9	13:02.802	19.183	1:05.436	9	69.699
14	24	John DUNCAN	Mini Cooper	1600	SMN	9	13:04.970	21.351	1:06.142	9	68.955
15	30	Callum DRYBURGH	Mini Cooper	1600	SM	9	13:05.636	22.017	1:06.286	6	68.805
16	51	Chris MILFORD	Mini Cooper	1600	SM	9	13:09.060	25.441	1:04.959	9	70.211
17	5	Des WHEATLEY	Mini Cooper	1600	SM	9	13:09.430	25.811	1:04.938	9	70.234
18	91	Robbie DALGLEISH	Mini Cooper	1600	SMN	9	13:09.995	26.376	1:04.794	9	70.390
19	12	Allan PATERSON	Mini Cooper	1600	SMN	9	13:11.970	28.351	1:05.398	9	69.740
20	7	Jonny DREELAN	Mini Cooper	1600	SMN	9	13:12.083	28.464	1:06.269	5	68.823
21	96	Taeler SHAND	Mini Cooper	1600	SMN L	9	13:13.931	30.312	1:06.655	7	68.425
22	50	Andrew BELL	Mini Cooper	1600	SMN	9	13:19.998	36.379	1:06.490	9	68.594
<b>Not classified (80% = 7 Laps)</b>											
	8	Hannah CHAPMAN	Mini Cooper	1600	SM L	6	13:13.952	3 Laps	1:06.413	4	68.674

### Announcements

Car No.7 - Racetime includes 5 second time penalty - Exceeding track limits.

Clerk of the Course.

Sig : Time :

Chief Timekeeper : Ian Sharp (SMART Timing)

 Results available at [www.mylaps.com](http://www.mylaps.com) and [www.smart-timing.co.uk](http://www.smart-timing.co.uk)

Printed: 08/04/2016 18:15:31

Orbits







## SMRC Spring Race Meeting

## Lapchart

Celtic Speed Mini Cooper Cup

Knockhill 1.267 miles

Race 131- 3rd Race

03/04/2016 16:15

Race (9 Laps) started at 16:44:45



Competitors	Laps										
	0	1	2	3	4	5	6	7	8	9	
Dylan O'DONNELL (33)	1	33	33	33	33	33	33	33	33	33	26
Jock BORTHWICK (3)	2	3	3	3	3	3	3	26	26	26	33
Brandon WALSH (98)	3	98	98	26	26	26	26	3	3	3	3
William BLAKE (26)	4	26	26	87	87	87	87	87	87	4	87
Paul BELL (87)	5	87	87	98	4	4	4	4	4	87	4
Dominic WHEATLEY (4)	6	4	4	4	98	98	98	98	99	99	99
Ian MUNRO (23)	7	23	23	23	23	23	99	99	61	61	61
Vic COVEY Jnr (99)	8	99	99	99	99	99	23	23	23	98	98
Malcolm McNAB (61)	9	61	61	61	61	61	61	61	98	23	23
Daniel DREELAN (6)	10	6	6	6	6	6	6	6	6	6	6
Jonny DREELAN (7)	11	7	7	7	47	47	47	47	47	47	47
Reis ROBERTSON (47)	12	47	47	30	7	7	7	11	11	11	11
Callum DRYBURGH (30)	13	30	30	47	30	30	11	7	67	67	67
John DUNCAN (24)	14	24	24	24	24	24	24	30	7	30	24
Taeler SHAND (96)	15	96	96	11	11	11	30	24	24	24	30
Allan PATERSON (12)	16	12	11	67	67	67	67	67	30	7	7
Andrew BELL (50)	17	50	67	96	96	96	51	51	51	51	51
Morgan MURRAY (11)	18	11	12	12	12	12	96	96	5	5	5
Mark GERAGHTY (67)	19	67	51	51	51	51	12	5	96	91	91
Chris MILFORD (51)	20	51	50	5	5	5	5	91	91	12	12
Des WHEATLEY (5)	21	5	5	91	91	91	91	12	12	96	96
Robbie DALGLEISH (91)	22	91	91	50	50	50	50	50	50	50	50
Hannah CHAPMAN (8)	23	8	8	8	8	8	8				

Clerk of the Course.

Orbits

Sig :                      Time :  
 Chief Timekeeper : Ian Sharp (SMART Timing)  
 Results available at [www.mylaps.com](http://www.mylaps.com) and [www.smart-timing.co.uk](http://www.smart-timing.co.uk)





**Celtic Speed Mini Cooper Cup**

2016

Pos	No.	Name	Total	Diff	Gap	#1	#2	#3
						Total	Total	Total
1	23	Ian MUNRO	53	0	0	20	25	8
2	87	Paul BELL	44	9	9	14	16	14
3	26	William BLAKE	42	11	2	3	14	25
4	4	Dominic WHEATLEY	40	13	2	8	20	12
5	33	Dylan O'DONNELL	39	14	1	10	9	20
6	3	Jock BORTHWICK	38	15	1	12	10	16
7	98	Brandon WALSH	27	26	11	6	12	9
8	8	Hannah CHAPMAN	25	28	2	25	0	0
9	6	Daniel DREELAN	19	34	6	5	7	7
10	61	Malcolm McNAB	18	35	1	0	8	10
11	5	Des WHEATLEY	16	37	2	16	0	0
12	11	Morgan MURRAY	14	39	2	9	0	5
13	47	Reis ROBERTSON	11	42	3	0	5	6
14	67	Mark GERAGHTY	11	42	0	7	0	4
15	24	John DUNCAN	10	43	1	4	3	3
16	30	Callum DRYBURGH	6	47	4	0	4	2
17	7	Jonny DREELAN	6	47	0	0	6	0
18	51	Chris MILFORD	3	50	3	2	0	1
19	96	Taeler SHAND	3	50	0	1	2	0
20	12	Allan PATERSON	1	52	2	0	1	0
21	99	Vic COVEY Jnr	0	53	1	0	0	0
22	91	Robbie DALGLEISH	0	53	0	0	0	0
23	50	Andrew BELL	0	53	0	0	0	0

**Event Legend**

#1 03/04/2016 SMRC Spring Race Meeting

#3 03/04/2016 SMRC Spring Race Meeting

#2 03/04/2016 SMRC Spring Race Meeting

Championship points are unofficial and given as an indication only.

Official Championship points will be published on the SMRC Website.

# Race Results



Bulletin No. \_\_\_\_\_

## SMRC Spring Race Meeting

Sorted on Laps

Scottish BMW Championship

Knockhill 1.267 miles

Race 14 - 2nd Race

03/04/2016 16:35

Race (12 Laps) started at 17:00:41

Pos	No.	Name	Make/Model	CC	Class Code	Laps	Total Tm	Diff	Best Tm	In Lap	Best Speed
1	23	David McNAUGHTON	BMW Compact	1900	BMWCC	12	17:13.422		1:03.923	9	71.349
2	85	Gary CLARK	BMW Compact	1900	BMWCC	12	17:13.618	0.196	1:04.190	9	71.052
3	72	Cliff HARPER	BMW Compact	1900	BMWCC	12	17:16.217	2.795	1:04.377	11	70.846
4	14	Lee ELRICK	BMW Compact	1900	BMWCN	12	17:23.678	10.256	1:04.569	12	70.635
5	91	Neil MacINNES	BMW Compact	1900	BMWCN	12	17:24.844	11.422	1:05.146	8	70.010
6	40	Steven GOLDIE	BMW Compact	1900	BMWCN	12	17:25.877	12.455	1:04.941	10	70.231
7	6	Phil DRYBURGH	BMW Compact	1900	BMWCC	12	17:26.566	13.144	1:04.599	9	70.602
8	28	Alistair SMITH	BMW Compact	1900	BMWCN	12	17:26.751	13.329	1:04.263	9	70.971
9	81	Douglas SIMPSON	BMW Compact	1900	BMWCN	12	17:27.465	14.043	1:04.552	9	70.654
10	90	Richard SUTHERLAND	BMW Compact	1900	BMWCN	12	17:28.664	15.242	1:05.026	9	70.139
11	35	Martin BUCHAN	BMW Compact	1900	BMWCN	12	17:33.059	19.637	1:05.167	9	69.987
12	53	Andrew MACKIE	BMW Compact	1900	BMWCN	12	17:33.349	19.927	1:05.291	12	69.854
13	75	Michael COURTS	BMW Compact	1900	BMWCC	12	17:38.901	25.479	1:04.948	11	70.223
14	32	Liam GRANT	BMW Compact	1900	BMWCN	12	17:48.183	34.761	1:05.720	7	69.398
15	77	Ashleigh MORRIS	BMW Compact	1900	BMWCC	12	17:58.095	44.673	1:06.784	11	68.292
16	4	Ray McDOWALL	BMW Compact	1900	BMWCC	12	18:00.667	47.245	1:05.903	12	69.205
17	99	Philip WEBSTER	BMW Compact	1900	BMWCN	12	18:00.699	47.277	1:05.936	8	69.171
18	44	Ryan STIRLING	BMW Compact	1900	BMWCC	12	18:09.127	55.705	1:04.867	4	70.311
19	55	Gordon McSHANNOCK	BMW Compact	1900	BMWCC	11	18:12.108	1 Lap	1:12.440	11	62.960
Not classified											
DNF	97	Greig SUTHERLAND	BMW Compact	1900	BMWCN	8	13:48.995	DNF	1:04.662	6	70.534
DNS	84	Robert MARSHALL	BMW Compact	1900	BMWCN			DNS		0	-

### Announcements

Car No's 4, 77 &amp; 99 - Racetime includes 5 second time penalty - Exceeding track limits.

Clerk of the Course.

Sig : Time :

Chief Timekeeper : Ian Sharp (SMART Timing)

Results available at [www.mylaps.com](http://www.mylaps.com) and [www.smart-timing.co.uk](http://www.smart-timing.co.uk)

Printed: 08/04/2016 18:20:01

Orbits





## SMRC Spring Race Meeting

### Scottish BMW Championship

Knockhill 1.267 miles

### Race 14 - 2nd Race

03/04/2016 16:35

### Race (12 Laps) started at 17:00:41

Lap	Time of Day	Lap Tm	S1	S2	S3	S3Spd	SFSpd	Lap	Time of Day	Lap Tm	S1	S2	S3	S3Spd	SFSpd
<b>(23) David McNAUGHTON</b>															
1	17:06:02.193	1:05.162	21.044	23.955	20.163	90.198	78.488	3	17:08:16.144	1:05.309	20.894	23.996	20.419	91.802	79.985
2	17:07:07.034	1:04.841	20.723	23.823	20.295	90.932	78.488	4	17:09:21.201	1:05.057	20.778	23.972	20.307	91.552	80.658
3	17:08:11.675	1:04.641	20.784	23.887	19.970	91.303	78.123	5	17:10:26.886	1:05.685	21.170	24.009	20.506	91.427	80.081
4	17:09:17.703	1:06.028	21.706	24.013	20.309	90.932	77.941	6	17:11:32.769	1:05.883	21.014	24.549	20.320	88.532	80.853
5	17:10:22.266	1:04.563	20.505	23.806	20.252	91.928	77.402	7	17:12:39.697	1:06.928	21.882	24.277	20.769	90.686	80.081
6	17:11:27.224	1:04.958	21.053	23.699	20.206	90.932	78.397	8	17:13:45.702	1:06.005	21.660	24.116	20.229	92.054	80.853
7	17:12:33.186	1:05.962	20.450	25.449	20.063	84.518	78.672	9	17:14:50.681	1:04.979	20.645	24.134	20.200	91.179	80.755
8	17:13:37.535	1:04.349	20.536	23.870	19.943	90.442	78.672	10	17:15:55.622	1:04.941	20.849	24.091	20.001	91.552	80.561
9	17:14:41.458	1:03.923	20.510	23.652	19.761	90.932	79.043	11	17:17:02.089	1:06.467	21.331	24.351	20.785	91.928	79.511
10	17:15:45.400	1:03.942	20.457	23.780	19.705	90.932	79.230	12	17:18:07.552	1:05.463	20.864	24.663	19.936	88.649	80.658
11	17:16:49.739	1:04.339	20.406	24.255	19.678	89.836	79.136	<b>(6) Phil DRYBURGH</b>							
12	17:17:55.097	1:05.358	20.344	24.949	20.065	86.927	78.580	1	17:06:06.654	1:05.839	21.156	24.080	20.603	89.358	78.123
<b>(85) Gary CLARK</b>															
1	17:06:03.286	1:05.104	20.807	23.871	20.426	90.320	78.488	2	17:07:12.134	1:05.480	21.046	23.975	20.459	90.564	78.305
2	17:07:08.019	1:04.733	20.677	23.632	20.424	90.442	78.214	3	17:08:17.517	1:05.383	21.065	24.056	20.262	89.002	78.950
3	17:08:12.904	1:04.885	20.728	23.829	20.328	77.941	77.941	4	17:09:22.874	1:05.361	20.861	23.954	20.546	89.002	78.397
4	17:09:18.126	1:05.222	20.847	24.081	20.294	78.305	8	17:10:30.374	1:07.496	22.462	24.610	20.424	88.767	77.941	
5	17:10:22.523	1:04.397	20.588	23.683	20.126	89.596	78.950	6	17:11:35.806	1:05.432	20.873	24.480	20.079	87.608	78.580
6	17:11:27.828	1:05.305	21.076	24.125	20.104	88.532	78.580	7	17:12:41.794	1:05.988	21.138	24.571	20.279	88.068	78.857
7	17:12:33.567	1:05.739	20.478	24.871	20.390	84.518	77.313	8	17:13:46.833	1:05.039	20.793	24.235	20.011	90.442	79.417
8	17:13:38.196	1:04.629	20.743	23.864	20.022	92.054	78.580	9	17:14:51.432	1:04.599	20.607	23.883	20.109	90.320	79.795
9	17:14:42.386	1:04.190	20.402	23.820	19.968	89.716	78.488	10	17:15:56.809	1:05.377	21.070	24.154	20.153	89.358	79.323
10	17:15:46.595	1:04.209	20.597	23.687	19.925	89.477	78.488	11	17:17:02.297	1:05.488	20.689	24.301	20.498	90.809	77.581
11	17:16:50.880	1:04.285	20.538	23.640	20.107	89.836	78.305	12	17:18:08.241	1:05.944	21.358	24.348	20.238	88.884	79.230
12	17:17:55.293	1:04.413	20.480	23.796	20.137	87.608	78.123	<b>(28) Alistair SMITH</b>							
<b>(72) Cliff HARPER</b>															
1	17:06:02.774	1:05.281	21.143	23.834	20.304	91.802	78.672	1	17:06:06.860	1:05.398	21.131	23.871	20.396	90.442	79.136
2	17:07:07.461	1:04.687	20.774	23.799	20.114	92.054	79.323	2	17:07:12.380	1:05.520	21.285	23.863	20.372	90.932	79.890
3	17:08:12.190	1:04.729	20.858	23.811	20.060	91.427	79.417	3	17:08:17.687	1:05.307	21.037	23.992	20.278	90.320	79.230
4	17:09:17.085	1:04.895	21.023	23.980	19.892	91.427	78.950	4	17:09:22.974	1:05.287	21.030	23.929	20.328	90.564	79.417
5	17:10:22.436	1:05.351	20.749	23.989	20.613	91.802	77.313	5	17:10:29.146	1:06.172	22.087	23.877	20.208	89.120	79.043
6	17:11:28.022	1:05.586	21.516	24.082	19.988	91.179	79.136	6	17:11:33.668	1:04.522	20.602	23.828	20.092	90.320	79.230
7	17:12:34.805	1:06.783	20.695	24.855	21.233	84.306	73.342	7	17:12:39.562	1:05.894	21.309	24.171	20.414	89.957	78.672
8	17:13:39.981	1:05.176	21.113	24.059	20.004	90.442	78.857	8	17:13:45.081	1:05.519	21.456	24.037	20.026	89.836	79.323
9	17:14:44.373	1:04.392	20.492	23.813	20.087	90.564	79.323	9	17:14:49.344	1:04.263	20.567	23.721	19.975	90.077	79.417
10	17:15:48.909	1:04.536	20.686	23.849	20.001	91.055	78.857	10	17:15:54.855	1:05.511	21.282	24.018	20.211	90.077	78.950
11	17:16:53.286	1:04.377	20.537	23.848	19.992	90.809	78.950	11	17:17:02.188	1:07.333	21.261	25.031	21.041	87.380	76.782
12	17:17:57.892	1:04.606	20.598	23.954	20.054	90.809	78.397	12	17:18:08.426	1:06.238	21.642	24.428	20.168	88.884	78.857
<b>(81) Douglas SIMPSON</b>															
1	17:06:05.437	1:06.095	21.216	24.214	20.665	90.442	78.305	1	17:06:10.678	1:06.745	21.406	24.742	20.597		77.224
2	17:07:11.620	1:06.183	21.554	24.103	20.526	91.055	78.765	2	17:07:16.441	1:05.763	21.146	24.205	20.412		78.032
3	17:08:17.342	1:05.722	21.084	24.155	20.483	89.836	78.765	3	17:08:22.046	1:05.605	20.947	24.213	20.445		78.123
4	17:09:22.138	1:04.796	20.570	23.763	20.463	90.198	78.672	4	17:09:27.943	1:05.897			20.488		77.402
5	17:10:27.418	1:05.280	20.957	23.870	20.453	90.686	78.580	5	17:10:33.357	1:05.414		24.002	20.252	90.320	78.580
6	17:11:32.722	1:05.304	20.849	24.233	20.222	89.477	78.214	6	17:11:39.645	1:06.288	21.835	24.131	20.322		77.761
7	17:12:38.334	1:05.612	21.404	24.112	20.096	88.649	79.230	7	17:12:44.808	1:05.163	20.608	24.362	20.193		78.397
8	17:13:43.145	1:04.811	20.832	23.815	20.164	90.320	78.672	8	17:13:49.937	1:05.129			19.959		78.397
9	17:14:48.754	1:05.609	20.881	24.283	20.445	88.649	77.671	9	17:14:54.489	1:04.552		23.937	20.000		78.123
10	17:15:54.800	1:06.046	21.495	24.273	20.278	87.837	77.761	10	17:15:59.577	1:05.088	20.906	24.058	20.124		78.580
11	17:17:00.784	1:05.984	21.591	24.229	20.164	87.837	77.941	11	17:17:04.586	1:05.009	21.126	24.023	19.860		78.305
12	17:18:05.353	1:04.569	20.720	23.810	20.039	89.957	78.397	12	17:18:09.140	1:04.554	20.498	24.098	19.958		78.032
<b>(90) Richard SUTHERLAND</b>															
1	17:06:04.660	1:05.818	21.203	24.029	20.586	89.358	78.580	1	17:06:07.339	1:05.273	21.081	23.797	20.395	90.809	78.488
2	17:07:10.372	1:05.712	20.765	24.130	20.817	89.477	76.000	2	17:07:12.930	1:05.591	21.414	23.820	20.357	89.957	79.230
3	17:08:15.726	1:05.354	21.084	24.028	20.242	89.358	78.032	3	17:08:18.313	1:05.383	20.962	23.825	20.596	91.055	77.313
4	17:09:20.954	1:05.228	20.701	24.050	20.477	89.477	77.761	4	17:09:23.410	1:05.097	21.172	23.881	20.044	90.564	79.323
5	17:10:26.585	1:05.631	21.018	24.293	20.320	89.477	77.851	5	17:10:30.778	1:07.368	21.303	25.334	20.731	86.368	77.047
6	17:11:32.203	1:05.618	20.867	24.211	20.540	89.358	77.671	6	17:11:36.862	1:06.084	21.607	23.958	20.519	89.477	76.519
7	17:12:37.836	1:05.633	21.033	24.235	20.365	89.002	77.851	7	17:12:43.551	1:06.689	21.014	24.505	21.170	85.487	77.761
8	17:13:42.982	1:05.146	20.754	24.016	20.376	89.239	78.305	8	17:13:48.883	1:05.332	21.038	24.094	20.200	89.716	77.135
9	17:14:48.752	1:05.770	20.767	24.551	20.452	86.702	78.950	9	17:14:53.909	1:05.026	20.909	24.007	20.110	89.836	77.313
10	17:15:54.681	1:05.929	21.197	24.128	20.604	88.532	77.402	10	17:15:59.403	1:05.494	20.976	24.233	20.285	89.358	78.214
11	17:17:01.350	1:06.669	22.007	24.315	20.347	87.494	78.214	11	17:17:05.131	1:05.728	21.671	23.944	20.113	89.957	78.123
12	17:18:06.519	1:05.169	20.829	24.202	20.138	89.596	78.305	12	17:18:10.339	1:05.208	21.083	24.092	20.033	89.358	78.032
<b>(40) Steven GOLDIE</b>															
1	17:06:05.597	1:05.744	21.086	24.118	20.540	91.802	79.890	<b>(35) Martin BUCHAN</b>							
2	17:07:10.835	1:05.238	20.995	24.163	20.080	91.427	80.272	1	17:06:11.093	1:06.506	21.349	24.519	20.638		77.491
<b>(91) Neil MacINNIS</b>															
1	17:07:10.372	1:05.712	20.765	24.130	20.817	89.477	76.000	2	17:07:17.253	1:06.160	21.290				



## SMRC Spring Race Meeting

### Scottish BMW Championship

Knockhill 1.267 miles

### Race 14 - 2nd Race

03/04/2016 16:35

### Race (12 Laps) started at 17:00:41

Lap	Time of Day	Lap Tm	S1	S2	S3	S3Spd	SFSpd	Lap	Time of Day	Lap Tm	S1	S2	S3	S3Spd	SFSpd
7	17:12:47.360	1:06.148	21.060	24.412	20.676		77.581	11	17:17:31.439	1:05.906	21.070	24.342	20.494	89.239	77.135
8	17:13:53.102	1:05.742	21.173	24.220	20.349		77.581	12	17:18:37.342	1:05.903	21.003	24.155	20.745	89.120	75.487
9	17:14:58.269	1:05.167	20.814	24.042	20.311		77.402								
10	17:16:03.908	1:05.639	20.965	24.226	20.448		77.851								
11	17:17:09.382	1:05.474	20.879	24.243	20.352		77.581	(99) Philip WEBSTER							
12	17:18:14.734	1:05.352	20.913	24.198	20.241		77.313	1	17:06:17.940	1:09.932	22.219	26.663	21.050	86.702	78.032
								2	17:07:26.271	1:08.331	21.820	25.856	20.655	87.952	78.123
(53) Andrew MACKIE								3	17:08:35.686	1:09.415	21.501	27.051	20.863	84.625	78.580
1	17:06:10.306	1:06.885	21.747	24.398	20.740	88.767	77.761	4	17:09:43.454	1:07.768	21.945	25.272	20.551	88.649	79.136
2	17:07:15.743	1:05.437	21.092	23.954	20.391	89.120	78.672	5	17:10:50.539	1:07.085	21.347	25.124	20.614	88.767	79.323
3	17:08:21.626	1:05.883	21.344	24.186	20.353	89.120	78.214	6	17:11:57.300	1:06.761	21.185	25.065	20.511	88.767	79.511
4	17:09:27.501	1:05.875	21.283	24.091	20.501	88.767	78.214	7	17:13:03.670	1:06.370	20.977	25.056	20.337	88.299	79.323
5	17:10:33.207	1:05.706	21.217	24.097	20.392	89.239	79.136	8	17:14:09.606	1:05.936	20.992	24.743	20.201	89.002	79.795
6	17:11:40.335	1:07.128	22.342	24.294	20.492	89.716	78.857	9	17:15:16.232	1:06.626	21.397	24.893	20.336	89.002	78.950
7	17:12:46.318	1:05.983	21.225	24.538	20.220	88.884	78.765	10	17:16:24.076	1:07.844	22.261	25.475	20.108	88.767	79.230
8	17:13:52.229	1:05.911	21.503	24.106	20.302	89.358	79.417	11	17:17:30.557	1:06.481	21.201	25.017	20.263	88.183	79.136
9	17:14:57.743	1:05.514	20.983	24.291	20.240	88.068	78.950	12	17:18:37.374	1:06.817	21.035	24.900	20.882	88.183	78.123
10	17:16:03.207	1:05.464	20.982	24.061	20.421	89.716	78.857	(44) Ryan STIRLING							
11	17:17:09.733	1:06.526	21.105	24.575	20.846	87.722	78.123	1	17:06:08.659	1:05.946	21.206	24.116	20.624	91.055	78.672
12	17:18:15.024	1:05.291	21.124	23.993	20.174	90.320	79.700	2	17:07:14.500	1:05.841	21.073	24.271	20.497	91.928	79.043
(75) Michael COURTS								3	17:08:19.737	1:05.237	20.930	23.948	20.359		79.511
1	17:06:14.022	1:07.713	22.196	24.812	20.705	89.477	78.397	4	17:09:24.604	1:04.867	20.631	23.896	20.340		79.985
2	17:07:21.890	1:07.868	22.502	24.864	20.502	90.932	79.323	5	17:10:30.743	1:06.139	20.983	24.509	20.647	87.952	78.032
3	17:08:28.743	1:06.853	21.615	24.550	20.688	90.198	78.488	6	17:12:08.907	1:38.164	20.925	24.130	53.109	88.767	55.507
4	17:09:35.513	1:06.770	21.570	24.485	20.715	90.686	79.700	7	17:13:19.827	1:10.920	23.697	25.824	21.399	86.590	77.671
5	17:10:41.421	1:05.908	21.175	24.487	20.246	91.055	79.985	8	17:14:26.663	1:06.836	21.499	24.374	20.963	88.183	77.047
6	17:11:47.217	1:05.796	20.870	24.365	20.561	91.552	80.465	9	17:15:33.173	1:06.510	21.285	24.687	20.538	90.077	78.488
7	17:12:52.952	1:05.735	21.202	24.452	20.081	92.054	80.272	10	17:16:39.052	1:05.879	21.095	24.357	20.427	89.716	78.214
8	17:13:58.895	1:05.943	21.296	24.409	20.238	91.928	78.123	11	17:17:44.449	1:05.397	20.927	24.222	20.248	89.477	78.672
9	17:15:04.287	1:05.392	21.111	24.153	20.128	91.427	79.511	12	17:18:50.802	1:06.353	20.846	25.336	20.171		79.043
10	17:16:09.920	1:05.633	21.305	24.117	20.211	90.932	78.857	(55) Gordon McSHANNOCK							
11	17:17:14.868	1:04.948	20.915	24.021	20.012	90.932	80.658	1	17:06:25.507	1:15.062	24.604	27.818	22.640	83.054	73.583
12	17:18:20.576	1:05.708	20.836	24.006	20.866	91.677	65.407	2	17:07:39.256	1:13.749	23.816	27.550	22.383	83.157	73.989
(32) Liam GRANT								3	17:08:53.837	1:14.581	24.232	27.927	22.422	83.885	75.317
1	17:06:13.553	1:07.646	22.187	24.672	20.787	90.320	78.488	4	17:10:07.403	1:13.566	23.952	27.845	21.769	84.412	75.317
2	17:07:20.162	1:06.609	21.330	24.561	20.718	89.596	78.488	5	17:11:20.438	1:13.035	23.762	27.679	21.594	84.095	75.148
3	17:08:27.065	1:06.903	21.340	24.637	20.926	89.836	79.043	6	17:12:44.014	1:23.576	23.683	36.346	23.547	65.535	73.422
4	17:09:33.374	1:06.309	21.284	24.444	20.581	90.077	79.136	7	17:13:59.809	1:15.795	25.695	27.482	22.618	85.162	69.398
5	17:10:40.483	1:07.109	21.426	25.012	20.671	89.716	79.230	8	17:15:14.407	1:14.598	24.599	27.624	22.375	84.200	74.981
6	17:11:46.867	1:06.384	21.328	24.581	20.475	89.836	78.488	9	17:16:28.523	1:14.116	24.133	28.192	21.791	84.625	76.607
7	17:12:52.587	1:05.720	20.843	24.675	20.202	89.716	79.417	10	17:17:41.343	1:12.820	23.585	27.507	21.728	84.412	74.070
8	17:14:02.133	1:09.546	21.989	27.199	20.358	89.957	79.795	11	17:18:53.783	1:12.440	23.487	27.309	21.644	85.379	76.172
9	17:15:08.983	1:06.850	21.642	24.909	20.299	90.077	79.511	(97) Greig SUTHERLAND							
10	17:16:15.293	1:06.310	21.221	24.488	20.601	89.836	79.417	1	17:06:01.702	1:05.029	21.057	23.851	20.121	89.477	77.851
11	17:17:22.030	1:06.737	21.344	25.062	20.331	89.358	79.323	2	17:07:06.566	1:04.864	20.799	23.868	20.197	89.957	78.032
12	17:18:29.858	1:07.828	21.284	25.872	20.672	88.767	79.043	3	17:08:11.888	1:05.322	20.990	23.960	20.372	89.957	78.857
(77) Ashleigh MORRIS								4	17:09:16.868	1:04.980	21.028	24.005	19.947	90.077	78.765
1	17:06:13.360	1:07.810	22.075	24.933	20.802	88.416	77.135	5	17:10:21.975	1:05.107	20.770	24.014	20.323	90.198	77.941
2	17:07:21.838	1:08.478	22.823	24.893	20.762	88.767	76.958	6	17:11:26.637	1:04.662	20.831	24.002	19.829	90.077	78.123
3	17:08:30.204	1:08.366	22.502	24.991	20.873	89.239	78.397	7	17:13:14.252	1:47.615	20.759	1:04.476	22.380	62.894	75.487
4	17:09:37.281	1:07.077	21.703	24.757	20.617	89.477	78.123	8	17:14:30.670	1:16.418	22.729	28.385	25.304	73.502	38.880
5	17:10:44.852	1:07.571	21.894	24.732	20.945	89.358	78.397								
6	17:11:51.856	1:07.004	21.302	24.762	20.940	89.002	77.941								
7	17:12:59.280	1:07.424	21.444	25.133	20.847	88.183	78.032								
8	17:14:06.287	1:07.007	21.654	24.815	20.538	88.884	77.941								
9	17:15:13.724	1:07.437	21.764	25.021	20.652	88.532	77.224								
10	17:16:21.019	1:07.295	21.631	24.930	20.734	89.120	78.672								
11	17:17:27.803	1:06.784	21.442	24.630	20.712	89.120	78.032								
12	17:18:34.770	1:06.967	21.413	24.792	20.762	88.649	76.870								
(4) Ray McDOWALL															
1	17:06:19.613	1:09.061	22.903	24.905	21.253	88.416	76.694								
2	17:07:27.083	1:07.470	21.581	24.656	21.233	89.002	76.870								
3	17:08:35.324	1:08.241	21.410	25.484	21.347	85.815	77.047								
4	17:09:42.277	1:06.953	21.348	24.709	20.896	88.532	77.313								
5	17:10:49.572	1:07.295	21.691	24.522	21.082	88.532	76.782								
6	17:11:56.296	1:06.724	21.260	24.529	20.935	88.884	76.958								
7	17:13:02.619	1:06.323	21.085	24.386	20.852	88.532	77.224								
8	17:14:09.250	1:06.631	21.278	24.316	21.037	89.120	77.047								
9	17:15:17.136	1:07.886	22.256	24.555	21.075	88.068	77.224								
10	17:16:25.533	1:08.397	21.745	26.255	20.397	88.068	77.402								

Clerk of the Course.

 Sig : \_\_\_\_\_ Time : \_\_\_\_\_  
 Chief Timekeeper : Ian Sharp (SMART Timing)

 Results available at [www.mylaps.com](http://www.mylaps.com) and [www.smart-timing.co.uk](http://www.smart-timing.co.uk)

Orbits





## SMRC Spring Race Meeting

## Lapchart


Scottish BMW Championship

Knockhill 1.267 miles

Race 14 - 2nd Race

03/04/2016 16:35

Race (12 Laps) started at 17:00:41



Competitors	Laps	Laps												
		0	1	2	3	4	5	6	7	8	9	10	11	12
Greig SUTHERLAND (97)	1	97	97	97	23	97	97	97	23	23	23	23	23	23
David McNAUGHTON (23)	2	23	23	23	97	72	23	23	85	85	85	85	85	85
Cliff HARPER (72)	3	72	72	72	72	23	72	85	72	72	72	72	72	72
Gary CLARK (85)	4	85	85	85	85	85	85	72	91	91	91	91	14	14
Neil MacINNES (91)	5	91	91	91	91	91	91	91	14	14	14	14	91	91
Lee ELRICK (14)	6	14	14	40	40	40	40	14	28	28	28	28	40	40
Steven GOLDIE (40)	7	40	40	14	14	14	14	40	40	40	40	40	28	6
Phil DRYBURGH (6)	8	6	6	6	6	6	28	28	6	6	6	6	6	28
Alistair SMITH (28)	9	28	28	28	28	28	6	6	90	90	90	90	81	81
Richard SUTHERLAND (90)	10	90	90	90	90	90	44	90	81	81	81	81	90	90
Ryan STIRLING (44)	11	44	44	44	44	44	90	81	53	53	53	53	35	35
Andrew MACKIE (53)	12	53	53	53	53	53	53	53	35	35	35	35	53	53
Douglas SIMPSON (81)	13	81	81	81	81	81	81	35	32	75	75	75	75	75
Martin BUCHAN (35)	14	35	35	35	35	35	35	32	75	32	32	32	32	32
Ashleigh MORRIS (77)	15	77	77	32	32	32	32	75	77	77	77	77	77	77
Liam GRANT (32)	16	32	32	77	75	75	75	77	4	4	99	99	99	4
Michael COURTS (75)	17	75	75	75	77	77	77	77	4	99	99	4	4	4
Philip WEBSTER (99)	18	99	99	99	4	4	4	99	97	44	44	44	44	44
Gordon McSHANNOCK (55)	19	55	4	4	99	99	99	44	44	97	55	55	55	
Ray McDOWALL (4)	20	4	55	55	55	55	55	55	55					
-	21													

Clerk of the Course.

Sig : Time :  
 Chief Timekeeper : Ian Sharp (SMART Timing)

Results available at [www.mylaps.com](http://www.mylaps.com) and [www.smart-timing.co.uk](http://www.smart-timing.co.uk)

Printed: 08/04/2016 18:20:57

Orbits



**Scottish BMW Compact Championship**

2016

Pos	No.	Name	Total	Diff	Gap	#1	#2
						Total	Total
1	23	David McNAUGHTON	77	0	0	37	40
2	72	Cliff HARPER	70	7	7	35	35
3	85	Gary CLARK	69	8	1	32	37
4	14	Lee ELRICK	61	16	8	29	32
5	91	Neil MacINNES	60	17	1	30	30
6	40	Steven GOLDIE	57	20	3	28	29
7	6	Phil DRYBURGH	55	22	2	27	28
8	28	Alistair SMITH	53	24	2	26	27
9	90	Richard SUTHERLAND	50	27	3	25	25
10	81	Douglas SIMPSON	48	29	2	22	26
11	53	Andrew MACKIE	46	31	2	23	23
12	35	Martin BUCHAN	45	32	1	21	24
13	97	Greig SUTHERLAND	41	36	4	40	1
14	44	Ryan STIRLING	41	36	0	24	17
15	75	Michael COURTS	40	37	1	18	22
16	32	Liam GRANT	40	37	0	19	21
17	77	Ashleigh MORRIS	40	37	0	20	20
18	99	Philip WEBSTER	35	42	5	17	18
19	55	Gordon McSHANNOCK	32	45	3	16	16
20	4	Ray McDOWALL	20	57	12	1	19
21	84	Robert MARSHALL	1	76	19	1	0

**Event Legend**

#1 03/04/2016 SMRC Spring Race Meeting

#2 03/04/2016 SMRC Spring Race Meeting

Championship points are unofficial and given as an indication only.

Official Championship points will be published on the SMRC Website.



# Race Results



Bulletin No. \_\_\_\_\_

## SMRC Spring Race Meeting

Sorted on Laps

Scottish Classics Championship

Knockhill 1.267 miles

Race 15 - 2nd Race

03/04/2016 16:55

Race (12 Laps) started at 17:21:11

Pos	No.	Name	Make/Model	CC	Class Code	Laps	Total Tm	Diff	Best Tm	In Lap	Best Speed
1	39	Harry SIMPSON	Ginetta G4R	1851	CG	12	16:42.671		59.270	7	76.950
2	49	Raymond BOYD	Porsche 911	2998	CD	12	16:46.803	4.132	59.887	3	76.157
3	77	Tommy GILMARTIN	Morgan +8	3900	CE	12	16:56.830	14.159	59.043	3	77.246
4	4	Stan BERNARD	Porsche 911	2994	CD	12	17:04.406	21.735	1:00.617	3	75.240
5	51	Alex MONTGOMERY	MGB GTV8	3948	CE	12	17:08.658	25.987	1:01.356	10	74.334
6	21	Jimmy CROW	Ford Escort	2000	CB	11	16:43.601	1 Lap	1:02.135	7	73.402
7	78	Andrew GRAHAM	Triumph TR8	3900	CE	11	16:52.984	1 Lap	1:03.939	8	71.331
8	85	John BENNETT	Alfa Romeo Guilietta	1600	CB	11	16:56.017	1 Lap	1:04.534	8	70.673
9	17	Ian DALTRY	Alfa Romeo Alfasud	1494	CA	11	17:00.414	1 Lap	1:04.967	7	70.202
10	81	James BRAID	Alfa Romeo Junior GT	1982	CB	11	17:03.104	1 Lap	1:04.889	8	70.287
11	41	Grant ALLAN	Porsche 911	2994	CD	11	17:21.329	1 Lap	1:06.360	11	68.729
12	8	Max HORNE	Lotus Cortina	1598	CB	10	17:20.508	2 Laps	1:11.896	7	63.437

### Announcements

New Track Record (1:02.135) for SMRC Classic S/S (B) by Jimmy CROW.

Clerk of the Course.

Sig : Time :

Chief Timekeeper : Ian Sharp (SMART Timing)

Results available at [www.mylaps.com](http://www.mylaps.com) and [www.smart-timing.co.uk](http://www.smart-timing.co.uk)

Printed: 08/04/2016 18:25:57

Orbits





## SMRC Spring Race Meeting

### Scottish Classics Championship

Knockhill 1.267 miles

#### Race 15 - 2nd Race

03/04/2016 16:55

Race (12 Laps) started at 17:21:11

Lap	Time of Day	Lap Tm	S1	S2	S3	S3Spd	SFSpd	Lap	Time of Day	Lap Tm	S1	S2	S3	S3Spd	SFSpd
(39) Harry SIMPSON								3	17:29:08.050	<b>1:03.744</b>	20.652	24.227	18.865	97.824	87.266
1	17:26:53.164	<b>1:01.250</b>	20.458	22.647	18.145	106.183	95.323	4	17:30:11.535	<b>1:03.485</b>	20.844	23.733	18.908	98.111	87.153
2	17:27:53.380	<b>1:00.216</b>	19.898	22.442	17.876	107.372	95.731	5	17:31:14.492	<b>1:02.957</b>	20.348	23.937	18.672	97.967	87.266
3	17:28:53.855	<b>1:00.475</b>	19.920	22.707	17.848	108.064	96.558	6	17:32:17.751	<b>1:03.259</b>	20.329	24.005	18.925	98.543	87.266
4	17:29:53.185	<b>59.330</b>	19.634	<b>22.004</b>	17.692	109.118	96.976	7	17:33:19.886	<b>1:02.135</b>	<b>20.321</b>	<b>23.491</b>	<b>18.323</b>	<b>98.979</b>	<b>87.837</b>
5	17:30:53.264	<b>1:00.079</b>	19.526	22.630	17.923	107.890	96.976	8	17:34:26.259	<b>1:06.373</b>	20.495	25.805	20.073	84.625	80.465
6	17:31:53.371	<b>1:00.107</b>	19.746	22.517	17.844	108.941	96.836	9	17:35:35.815	<b>1:09.556</b>	22.085	27.029	20.442	82.442	79.700
7	17:32:52.641	<b>59.270</b>	<b>19.402</b>	<b>22.277</b>	17.591	110.012	96.976	10	17:36:46.444	<b>1:10.629</b>	22.544	27.113	20.972	78.488	77.581
8	17:33:52.327	<b>59.686</b>	19.751	22.242	17.693	108.941	96.976	11	17:37:55.102	<b>1:08.658</b>	22.372	26.181	20.105	95.868	70.789
9	17:34:52.490	<b>1:00.163</b>	19.817	22.211	18.135	<b>110.374</b>	95.595	(78) Andrew GRAHAM							
10	17:35:54.094	<b>1:01.604</b>	20.179	22.993	18.432	109.296	96.836	1	17:27:09.221	<b>1:08.471</b>	23.561	25.446	19.464	106.689	98.111
11	17:36:53.991	<b>59.897</b>	19.718	22.184	17.995	108.941	<b>97.117</b>	2	17:28:16.382	<b>1:07.161</b>	22.448	25.346	19.367	107.717	98.543
12	17:37:54.172	<b>1:00.181</b>	19.580	22.092	18.509	109.474	94.651	3	17:29:22.261	<b>1:05.879</b>	21.947	24.909	19.023	111.105	98.979
(49) Raymond BOYD								4	17:30:28.454	<b>1:06.193</b>	21.860	25.066	19.267	111.846	98.688
1	17:26:53.950	<b>1:01.379</b>	20.445	22.796	18.138	<b>106.351</b>	<b>96.419</b>	5	17:31:34.299	<b>1:05.845</b>	21.587	24.631	19.627	<b>112.033</b>	98.979
2	17:27:54.873	<b>1:00.923</b>	19.802	22.535	18.586	106.183	87.266	6	17:32:39.799	<b>1:05.500</b>	21.701	24.503	19.296	111.846	97.967
3	17:28:54.760	<b>59.887</b>	19.903	<b>22.357</b>	<b>17.627</b>	105.848	95.595	7	17:33:44.322	<b>1:04.523</b>	21.112	24.466	18.945	110.556	99.125
4	17:29:54.711	<b>59.951</b>	<b>19.414</b>	<b>22.773</b>	17.764	102.768	91.677	8	17:34:48.261	<b>1:03.939</b>	<b>20.910</b>	<b>24.182</b>	18.847	111.290	99.125
5	17:30:55.151	<b>1:00.440</b>	19.604	22.849	17.987	103.561	93.726	9	17:35:54.098	<b>1:05.837</b>	21.859	24.290	19.688	110.374	91.677
6	17:31:55.344	<b>1:00.193</b>	19.646	22.735	17.812	102.611	92.181	10	17:36:59.305	<b>1:05.207</b>	21.893	24.594	<b>18.720</b>	103.721	<b>100.161</b>
7	17:32:55.563	<b>1:00.219</b>	19.597	22.612	18.010	104.529	93.076	11	17:38:04.485	<b>1:05.180</b>	20.953	24.625	19.602	109.653	98.688
8	17:33:56.278	<b>1:00.715</b>	19.756	23.042	17.917	102.142	92.308	(85) John BENNETT							
9	17:34:56.828	<b>1:00.550</b>	19.537	22.989	18.024	100.611	93.857	1	17:27:11.786	<b>1:10.131</b>	22.918	26.589	20.624	89.477	79.795
10	17:35:57.337	<b>1:00.509</b>	19.607	22.985	17.917	101.987	94.252	2	17:28:18.644	<b>1:06.858</b>	21.586	24.889	20.383	92.181	80.658
11	17:36:58.093	<b>1:00.756</b>	19.758	23.092	17.906	103.084	93.726	3	17:29:24.610	<b>1:05.966</b>	21.586	24.325	20.055	91.928	81.938
12	17:37:58.304	<b>1:00.211</b>	19.702	22.596	17.913	103.561	92.947	4	17:30:30.903	<b>1:06.293</b>	21.090	24.880	20.323	90.442	79.323
(77) Tommy GILMARTIN								5	17:31:36.668	<b>1:05.765</b>	21.192	24.616	19.957	90.320	81.343
1	17:27:09.603	<b>1:03.326</b>	21.375	23.564	18.387	94.385	104.204	6	17:32:41.579	<b>1:04.911</b>	<b>20.876</b>	<b>24.183</b>	19.852	<b>93.465</b>	81.938
2	17:28:09.759	<b>1:00.156</b>	20.134	22.102	17.920	116.304	103.882	7	17:33:46.405	<b>1:04.826</b>	21.025	24.192	19.609	93.076	82.039
3	17:29:08.802	<b>59.043</b>	19.403	<b>21.948</b>	17.692	<b>117.116</b>	<b>104.856</b>	8	17:34:50.939	<b>1:04.534</b>	20.987	24.187	<b>19.360</b>	92.818	82.039
4	17:30:08.202	<b>59.400</b>	19.352	22.395	<b>17.653</b>	116.304	104.043	9	17:35:57.615	<b>1:06.676</b>	21.956	24.846	19.874	91.928	81.343
5	17:31:07.677	<b>59.475</b>	19.412	22.099	17.964	115.305	103.084	10	17:37:02.498	<b>1:04.883</b>	20.935	24.242	19.706	91.179	81.048
6	17:32:07.721	<b>1:00.044</b>	19.622	22.480	17.942	105.515	102.454	11	17:38:07.518	<b>1:05.020</b>	21.093	24.210	19.717	90.932	<b>82.442</b>
7	17:33:06.918	<b>59.197</b>	19.275	22.155	17.767	115.504	103.402	(17) Ian DALTRY							
8	17:34:06.395	<b>59.477</b>	<b>19.263</b>	22.160	18.054	114.910	101.218	1	17:27:08.230	<b>1:09.446</b>	22.712	26.370	20.364	88.299	79.043
9	17:35:06.950	<b>1:00.555</b>	20.152	22.483	17.920	114.518	102.926	2	17:28:18.823	<b>1:10.593</b>	24.075	25.694	20.824	88.068	79.136
10	17:36:06.402	<b>59.452</b>	19.350	22.288	17.814	113.935	103.084	3	17:29:26.087	<b>1:07.264</b>	22.162	24.729	20.373	88.299	80.176
11	17:37:07.968	<b>1:01.566</b>	19.997	23.184	18.385	109.474	95.731	4	17:30:32.548	<b>1:06.461</b>	21.562	24.794	20.105	88.649	80.081
12	17:38:08.331	<b>1:00.363</b>	19.753	22.412	18.198	112.220	89.002	5	17:31:38.226	<b>1:05.678</b>	21.351	24.300	20.027	89.477	80.755
(4) Stan BERNARD								6	17:32:43.327	<b>1:05.101</b>	21.199	24.101	19.801	<b>90.320</b>	<b>80.950</b>
1	17:26:54.722	<b>1:01.672</b>	20.430	22.759	18.483	106.689	96.005	7	17:33:48.294	<b>1:04.967</b>	21.156	24.061	<b>19.750</b>	89.957	80.081
2	17:27:55.695	<b>1:00.973</b>	20.052	22.813	18.108	106.520	95.595	8	17:34:53.762	<b>1:05.468</b>	21.333	<b>23.877</b>	20.258	89.716	80.853
3	17:28:56.312	<b>1:00.617</b>	<b>19.805</b>	<b>22.718</b>	<b>18.094</b>	102.768	96.281	9	17:36:00.012	<b>1:06.260</b>	21.203	24.715	20.332	89.358	79.985
4	17:29:57.397	<b>1:01.085</b>	19.973	22.964	18.148	104.043	94.785	10	17:37:05.423	<b>1:05.411</b>	<b>21.155</b>	24.137	20.119	90.198	80.368
5	17:30:59.191	<b>1:01.794</b>	20.210	23.136	18.448	104.856	93.076	11	17:38:11.915	<b>1:06.492</b>	21.498	24.957	20.037	88.068	79.890
6	17:32:01.345	<b>1:02.154</b>	20.364	23.213	18.577	102.768	90.809	(81) James BRAID							
7	17:33:03.697	<b>1:02.352</b>	20.767	23.458	18.127	103.561	94.252	1	17:27:12.997	<b>1:10.305</b>			20.689		83.054
8	17:34:05.845	<b>1:02.148</b>	20.586	23.243	18.319	<b>107.030</b>	95.595	2	17:28:22.645	<b>1:09.648</b>			20.454		82.039
9	17:35:09.060	<b>1:03.215</b>	21.392	23.283	18.540	101.524	93.988	3	17:29:29.571	<b>1:06.926</b>			19.941		82.951
10	17:36:11.526	<b>1:02.466</b>	20.596	23.181	18.689	101.218	92.308	4	17:30:35.137	<b>1:05.566</b>			19.626		82.645
11	17:37:13.709	<b>1:02.183</b>	20.793	23.170	18.220	106.859	94.385	5	17:31:41.014	<b>1:05.877</b>			19.594		82.849
12	17:38:15.907	<b>1:02.198</b>	20.614	23.131	18.453	105.681	87.380	6	17:32:46.813	<b>1:05.799</b>			19.367		82.645
(51) Alex MONTGOMERY								7	17:33:52.037	<b>1:05.224</b>			19.468		82.645
1	17:26:56.780	<b>1:02.127</b>	20.175	23.196	18.756	103.561	<b>91.677</b>	8	17:34:56.926	<b>1:04.889</b>			19.409		<b>83.885</b>
2	17:27:59.069	<b>1:02.289</b>	20.211	23.345	18.733	103.721	90.320	9	17:36:02.428	<b>1:05.502</b>			19.397		82.543
3	17:29:01.146	<b>1:02.077</b>	20.087	23.347	18.643	103.402	91.303	10	17:37:09.039	<b>1:06.611</b>			19.621		83.675
4	17:30:03.266	<b>1:02.120</b>	20.207	23.223	18.690	103.561	91.179	11	17:38:14.605	<b>1:05.566</b>			<b>19.334</b>		83.571
5	17:31:05.314	<b>1:02.048</b>	20.285	23.232	18.531	104.366	91.552	(41) Grant ALLAN							
6	17:32:08.601	<b>1:03.287</b>	20.756	23.348	19.183	102.768	90.686	1	17:27:12.373	<b>1:12.108</b>	23.629	27.128	21.351	92.947	82.951
7	17:33:10.336	<b>1:01.735</b>	20.041	23.090	18.604	103.882	88.532	2	17:28:23.062	<b>1:10.689</b>	23.376	25.985	21.328	94.651	83.260
8	17:34:11.821	<b>1:01.485</b>	19.960	23.020	18.505	103.882	89.358	3	17:29:32.979	<b>1:09.917</b>	23.640	26.039	20.238	94.919	83.260
9	17:35:13.324	<b>1:01.503</b>	<b>19.873</b>	22.916	18.714	<b>104.856</b>	90.077	4	17:30:41.699	<b>1:08.720</b>	22.666	25.940	20.114	94.518	83.780
10	17:36:14.680	<b>1:01.356</b>	20.122	<b>22.855</b>	<b>18.379</b>	104.529	90.809	5	17:31:49.719	<b>1:08.020</b>	22.786	25.474	19.760	95.053	84.200
11	17:37:16.544	<b>1:01.864</b>	20.006	23.036	18.822	104.529	89.477	6	17:32:57.849	<b>1:08.130</b>	22.125	25.456	20.549	94.252	83





# Race Results



Bulletin No. \_\_\_\_\_

## SMRC Spring Race Meeting

Scottish Classics Championship

Knockhill 1.267 miles

Race 15 - 2nd Race

03/04/2016 16:55

Race (12 Laps) started at 17:21:11

Lap	Time of Day	Lap Tm	S1	S2	S3	S3Spd	SFSpd	Lap	Time of Day	Lap Tm	S1	S2	S3	S3Spd	SFSpd
(8) Max HORNE															
1	17:27:18.475	1:12.555	23.990	27.075	21.490	86.702	74.316								
2	17:28:32.735	1:14.260	24.236	28.397	21.627	85.379	75.317								
3	17:29:45.525	1:12.790	23.658	27.538	21.594	85.925	76.694								
4	17:31:01.983	1:16.458	24.461	29.584	22.413	84.200	76.607								
5	17:32:20.300	1:18.317	26.802	28.151	23.364	85.596	74.981								
6	17:33:32.968	1:12.668	23.509	27.513	21.646	87.153	75.064								
7	17:34:44.864	1:11.896	23.521	27.122	21.253	87.040	76.519								
8	17:36:01.153	1:16.289	26.325	28.229	21.735	83.363	77.313								
9	17:37:17.804	1:16.651	24.657	28.851	23.143	85.596	76.000								
10	17:38:32.009	1:14.205	24.126	27.992	22.087	86.590	76.000								

Clerk of the Course.

Orbits

Sig :                      Time :  
 Chief Timekeeper : Ian Sharp (SMART Timing)  
 Results available at [www.mylaps.com](http://www.mylaps.com) and [www.smart-timing.co.uk](http://www.smart-timing.co.uk)





## SMRC Spring Race Meeting

## Lapchart


Scottish Classics Championship

Knockhill 1.267 miles

Race 15 - 2nd Race

03/04/2016 16:55

Race (12 Laps) started at 17:21:11



Competitors	Laps												
	0	1	2	3	4	5	6	7	8	9	10	11	12
Harry SIMPSON (39)	1	39	39	39	39	39	39	39	39	39	39	39	39
Raymond BOYD (49)	2	49	49	49	49	49	49	49	49	49	49	49	49
Stan BERNARD (4)	3	4	4	4	4	4	4	4	4	77	77	77	77
Alex MONTGOMERY (51)	4	51	51	51	51	51	77	77	77	4	4	4	4
Jimmy CROW (21)	5	21	21	21	21	77	77	51	51	51	51	51	51
Ian DALTRY (17)	6	17	17	77	77	21	21	21	21	21	21	21	21
Grant ALLAN (41)	7	41	78	78	78	78	78	78	78	78	78	78	78
Andrew GRAHAM (78)	8	78	77	85	85	85	85	85	85	85	85	85	85
John BENNETT (85)	9	85	85	17	17	17	17	17	17	17	17	17	17
James BRAID (81)	10	81	41	81	81	81	81	81	81	81	81	81	81
Max HORNE (8)	11	8	81	41	41	41	41	41	41	41	41	41	41
Tommy GILMARTIN (77)	12	77	8	8	8	8	8	8	8	8	8	8	8

Clerk of the Course.

Sig : Time :  
Chief Timekeeper : Ian Sharp (SMART Timing)

Results available at [www.mylaps.com](http://www.mylaps.com) and [www.smart-timing.co.uk](http://www.smart-timing.co.uk)

Printed: 08/04/2016 18:26:55

Orbits



**Scottish Classics Championship**

2016

Pos	No.	Name	Total	Diff	Gap	#1	#2
						Total	Total
1	49	Raymond BOYD	50	0	0	25	25
2	21	Jimmy CROW	50	0	0	25	25
3	51	Alex MONTGOMERY	45	5	5	25	20
4	4	Stan BERNARD	40	10	5	20	20
5	85	John BENNETT	40	10	0	20	20
6	39	Harry SIMPSON	36	14	4	18	18
7	78	Andrew GRAHAM	36	14	0	20	16
8	17	Ian DALTRY	36	14	0	18	18
9	81	James BRAID	32	18	4	16	16
10	41	Grant ALLAN	32	18	0	16	16
11	8	Max HORNE	28	22	4	14	14
12	77	Tommy GILMARTIN	25	25	3	0	25

**Event Legend**

#1 03/04/2016 SMRC Spring Race Meeting

#2 03/04/2016 SMRC Spring Race Meeting

Championship points are unofficial and given as an indication only.

Official Championship points will be published on the SMRC Website.

# Race Results



Bulletin No. \_\_\_\_\_

## SMRC Spring Race Meeting

Sorted on Laps

Scottish Fiesta Championship

Knockhill 1.267 miles

Race 16 - 2nd Race

03/04/2016 17:20

Race (12 Laps) started at 17:40:53

Pos	No.	Name	Make/Model	CC	Class Code	Laps	Total Tm	Diff	Best Tm	In Lap	Best Speed
1	1	Wayne MacAULAY	Ford Fiesta ST	2000	ST	12	17:46.977		1:02.471	3	73.007
2	61	Peter CRUICKSHANK	Ford Fiesta ST	2000	ST	12	17:52.165	5.188	1:03.048	2	72.339
3	7	Kevin WHYTE	Ford Fiesta ST	2000	ST	12	17:54.913	7.936	1:02.816	12	72.606
4	55	Stephen WARD	Ford Fiesta ST	2000	ST	12	18:11.489	24.512	1:04.200	3	71.041
5	24	Steven GRAY	Ford Fiesta XR2	1600	XR	12	18:15.710	28.733	1:04.235	7	71.002
6	50	Jim DEANS	Ford Fiesta XR2	1600	XR	12	18:19.608	32.631	1:04.254	11	70.981
7	25	Andrew CHRISTIE	Ford Fiesta ST	2000	ST	12	18:22.517	35.540	1:03.407	6	71.930
8	37	Russell MORGAN	Ford Fiesta ST	2000	ST	12	18:27.656	40.679	1:03.922	10	71.350
9	22	Gavin BUTTERWORTH	Ford Fiesta XR2	1600	XR	12	18:29.178	42.201	1:04.815	12	70.367
10	18	Barry FARQUHARSON	Ford Fiesta XR2	1600	XRN	12	18:33.159	46.182	1:04.714	3	70.477
11	57	Alec TOWNLEY	Ford Fiesta XR2	1600	XRN	12	18:46.801	59.824	1:06.829	3	68.246
12	81	Graeme CUTHBERT	Ford Fiesta XR2	1600	XRN	11	18:05.691	1 Lap	1:08.469	10	66.612
13	20	Chris McNEILL	Ford Fiesta XR2	1600	XRN	11	18:38.675	1 Lap	1:09.937	7	65.214
14	98	Gordon HASTON	Ford iesta XR2	1600	XRN	11	18:44.222	1 Lap	1:11.555	10	63.739

### Announcements

Car No's 7, 18 & 25 - Racetime includes 5 second time penalty - Exceeding track limits.

Clerk of the Course.

Sig : Time :

Chief Timekeeper : Ian Sharp (SMART Timing)

Results available at [www.mylaps.com](http://www.mylaps.com) and [www.smart-timing.co.uk](http://www.smart-timing.co.uk)

Printed: 08/04/2016 18:29:37

Orbits



# Race Results



Bulletin No. \_\_\_\_\_

## SMRC Spring Race Meeting

### Scottish Fiesta Championship

Knockhill 1.267 miles

### Race 16 - 2nd Race

03/04/2016 17:20

Race (12 Laps) started at 17:40:53

Lap	Time of Day	Lap Tm	S1	S2	S3	S3Spd	SFSpd	Lap	Time of Day	Lap Tm	S1	S2	S3	S3Spd	SFSpd
(1) Wayne MacAULAY								3	17:49:24.838	1:05.024			19.975	87.266	73.422
1	17:47:07.335	1:02.864	20.228	23.438	19.198	90.442	79.890	4	17:50:30.708	1:05.870			19.982	86.479	74.070
2	17:48:09.969	1:02.634	20.123	23.422	19.089	91.677	80.272	5	17:51:35.781	1:05.073	21.110	23.871	20.092	86.035	73.262
3	17:49:12.440	1:02.471	19.977	23.324	19.170	91.427	80.465	6	17:52:42.021	1:06.240			20.159		74.152
4	17:50:15.547	1:03.107	20.169	23.689	19.249	91.055	79.230	7	17:53:46.599	1:04.578			19.907		73.826
5	17:51:18.487	1:02.940	20.133	23.469	19.338	90.809	80.081	8	17:54:50.872	1:04.273			19.806	86.814	73.989
6	17:52:21.918	1:03.431	20.025	24.018	19.388	89.477	79.323	9	17:55:56.343	1:05.471			19.801	85.270	74.897
7	17:53:25.282	1:03.364	20.314	23.654	19.396	89.239	79.511	10	17:57:04.062	1:07.719			19.996	83.363	74.481
8	17:54:28.222	1:02.940	20.092	23.617	19.231		79.606	11	17:58:08.316	1:04.254			19.724		74.730
9	17:55:31.051	1:02.829			19.317	91.303	79.511	12	17:59:12.870	1:04.554	20.790	23.957	19.807		74.564
10	17:56:34.108	1:03.057			19.334	90.686	79.511	(25) Andrew CHRISTIE							
11	17:57:37.107	1:02.999	19.983	23.671	19.345	90.077	79.417	1	17:47:25.451	1:07.505	23.293	24.479	19.733	91.427	79.230
12	17:58:40.239	1:03.132	19.946	23.718	19.468	90.198	76.000	2	17:48:30.062	1:04.611	21.450	24.011	19.150	91.552	80.465
(61) Peter CRUIKSHANK								3	17:49:33.854	1:03.792	21.035	23.775	18.982	91.677	80.658
1	17:47:08.391	1:03.334	20.604	23.566	19.164	91.552	80.561	4	17:50:39.035	1:05.181	21.607	24.210	19.364	89.239	79.985
2	17:48:11.439	1:03.048	20.449	23.493	19.106	91.677	80.465	5	17:51:42.705	1:03.670	20.946	23.653	19.071	91.179	80.465
3	17:49:14.660	1:03.221	20.409	23.534	19.278	91.055	80.368	6	17:52:46.112	1:03.407	20.697	23.455	19.255	91.677	80.561
4	17:50:18.067	1:03.407	20.871	23.368	19.168	91.427	80.368	7	17:53:50.002	1:03.890	20.776	23.936	19.178	91.303	80.853
5	17:51:21.140	1:03.073	20.333	23.439	19.301	91.677	80.561	8	17:54:53.524	1:03.522	20.575	23.686	19.261	92.054	79.323
6	17:52:24.670	1:03.530	20.693	23.698	19.139	90.932	80.272	9	17:55:57.859	1:04.335	20.735	23.843	19.757	91.802	80.755
7	17:53:28.212	1:03.542	20.440	23.662	19.440	91.427	79.230	10	17:57:03.001	1:05.142	20.934	24.723	19.485	88.884	80.081
8	17:54:31.898	1:03.686	20.667	23.743	19.276	90.809	79.606	11	17:58:06.474	1:03.473	20.664	23.602	19.207	91.552	80.272
9	17:55:35.204	1:03.306	20.594	23.546	19.166	91.179	79.795	12	17:59:10.779	1:04.305	20.902	23.804	19.599	91.552	77.941
10	17:56:38.806	1:03.602	20.345	23.824	19.433	89.239	79.511	(37) Russell MORGAN							
11	17:57:42.183	1:03.377	20.438	23.690	19.249	90.320	79.511	1	17:47:26.873	1:08.556	23.728	24.876	19.952	89.716	77.671
12	17:58:45.427	1:03.244	20.249	23.712	19.283	90.932	79.511	2	17:48:32.651	1:05.778	21.668	24.376	19.734	89.957	78.123
(7) Kevin WHYTE								3	17:49:38.051	1:05.400	21.576	24.501	19.323	89.120	78.032
1	17:47:09.090	1:03.481	20.833	23.481	19.167	92.818	81.048	4	17:50:43.384	1:05.333	21.479	24.462	19.392	88.649	78.032
2	17:48:11.981	1:02.891	20.293	23.560	19.038	92.562	80.755	5	17:51:48.571	1:05.187	21.293	24.448	19.446	89.477	79.136
3	17:49:14.818	1:02.837	20.189	23.467	19.181	92.181	79.985	6	17:52:54.238	1:05.667	21.534	24.597	19.536	89.957	78.397
4	17:50:18.349	1:03.531	21.046	23.377	19.108	92.562	80.561	7	17:53:59.016	1:04.778	21.183	24.144	19.451	89.957	79.511
5	17:51:21.278	1:02.929	20.336	23.380	19.213	92.181	79.795	8	17:55:03.604	1:04.588	21.020	24.170	19.398	88.884	78.950
6	17:52:25.029	1:03.751	20.797	23.637	19.317	91.055	79.323	9	17:56:07.657	1:04.053	20.732	23.915	19.406	89.716	79.795
7	17:53:28.215	1:03.186	20.281	23.715	19.190	92.054	78.488	10	17:57:11.579	1:03.922	20.579	23.957	19.386	89.957	78.672
8	17:54:31.112	1:02.897	20.265	23.617	19.015	91.055	79.417	11	17:58:16.711	1:05.132	20.792	24.735	19.605	88.649	79.700
9	17:55:33.958	1:02.846	19.956	23.546	19.344	91.303	78.123	12	17:59:20.918	1:04.207	20.695	23.788	19.724	90.442	75.657
10	17:56:37.450	1:03.492	20.303	23.860	19.329	90.198	79.606	(22) Gavin BUTTERWORTH							
11	17:57:40.359	1:02.909	20.021	23.664	19.224	91.179	79.511	1	17:47:16.328	1:06.304			20.152		73.989
12	17:58:43.175	1:02.816	20.079	23.657	19.080	91.552	79.795	2	17:48:22.091	1:05.763			20.023		74.647
(55) Stephen WARD								3	17:49:28.417	1:06.326			20.103		73.989
1	17:47:13.693	1:05.152			19.229	81.343	80.272	4	17:50:34.553	1:06.136			19.962		74.399
2	17:48:18.704	1:05.011			19.378	80.272	79.890	5	17:51:40.602	1:06.049			20.094		73.989
3	17:49:22.904	1:04.200			19.432	79.890	79.890	6	17:52:46.571	1:05.969			20.316		71.467
4	17:50:27.634	1:04.730			19.366	80.176	80.176	7	17:53:52.837	1:06.266			20.251		73.826
5	17:51:32.493	1:04.859	21.224	24.259	19.376	79.795	79.795	8	17:54:58.500	1:05.663			20.055		73.745
6	17:52:37.442	1:04.949			19.461	79.985	79.985	9	17:56:04.788	1:06.288			20.071		73.502
7	17:53:41.987	1:04.545			19.342	79.985	79.985	10	17:57:12.022	1:07.234			20.297		74.897
8	17:54:46.205	1:04.218			19.301	80.368	80.368	11	17:58:17.625	1:05.603			19.989		74.234
9	17:55:50.760	1:04.555			19.428	79.985	79.985	12	17:59:22.440	1:04.815			19.734		74.730
10	17:56:55.374	1:04.614			19.600	79.323	79.323	(18) Barry FARQUHARSON							
11	17:58:00.150	1:04.776			19.401	79.323	79.323	1	17:47:15.490	1:06.052	21.620	24.293	20.139	86.257	74.234
12	17:59:04.751	1:04.601			19.400	79.417	79.417	2	17:48:20.947	1:05.457	21.404	23.967	20.086	87.608	75.317
(24) Steven GRAY								3	17:49:25.661	1:04.714	20.922	23.770	20.022	87.040	74.647
1	17:47:13.535	1:05.649	21.447	24.154	20.048	87.040	75.914	4	17:50:32.073	1:06.412	21.626	24.541	20.245	86.146	74.070
2	17:48:20.232	1:06.697	22.920	23.800	19.977	87.608	76.086	5	17:51:37.128	1:05.055	21.118	23.750	20.187	86.702	73.989
3	17:49:24.971	1:04.739	21.138	23.740	19.861	87.608	75.317	6	17:52:42.700	1:05.572	21.367	24.036	20.169	86.590	74.981
4	17:50:30.880	1:05.909	22.061	23.909	19.939	86.814	75.317	7	17:53:48.432	1:05.732	20.770	24.715	20.247	81.639	74.564
5	17:51:35.722	1:04.842	21.501	23.543	19.798	87.153	74.897	8	17:54:54.154	1:05.722	20.915	24.196	20.611	85.706	75.064
6	17:52:41.150	1:05.428	21.924	23.793	19.711	86.035	75.402	9	17:56:01.112	1:06.958	20.885	25.778	20.295	85.054	74.730
7	17:53:45.385	1:04.235	20.951	23.637	19.647	86.368	75.317	10	17:57:07.925	1:06.813	21.287	24.526	21.000	86.257	72.627
8	17:54:49.623	1:04.238	20.896	23.686	19.656	86.702	75.657	11	17:58:15.153	1:07.228	22.060	24.699	20.469	85.162	73.745
9	17:55:53.878	1:04.255	20.971	23.663	19.621	86.257	75.828	12	17:59:21.421	1:06.268	21.364	24.556	20.348	86.257	74.981
10	17:56:58.942	1:05.064	21.647	23.772	19.645	86.590	75.402	(57) Alec TOWNLEY							
11	17:58:03.987	1:05.045	21.238	24.044	19.763	86.257	74.813	1	17:47:18.887	1:07.988	22.455	25.165	20.368	84.839	75.317
12	17:59:08.972	1:04.985	21.114	24.022	19.849	87.040	74.647	2	17:48:26.095	1:07.208	22.165	24.914	20.129	85.815	75.742
(50) Jim DEANS								3	17:49:32.924	1:06.829	21.835	24.841	20.153	86.146	75.402
1	17:47:13.079	1:05.739	21.458	24.262	20.019	86.146	73.989	4	17:50:40.873	1:07.949	21.911	25.603	20.435	84.625	75.742
2	17:48:18.814	1:06.735	22.935	23.937	19.863	86.479	74.316	5	17:51:47.758	1:06.885	22.126	24.839	19.920	85.487	75.742
								6	17:52:54.728	1:06.970	21.992	24.875	20.103	85.054	76.432

Clerk of the Course.

Orbits

Sig : Time : Chief Timekeeper : Ian Sharp (SMART Timing)

Results available at www.mylaps.com and www.smart-timing



## SMRC Spring Race Meeting

Scottish Fiesta Championship

Knockhill 1.267 miles

Race 16 - 2nd Race

03/04/2016 17:20

Race (12 Laps) started at 17:40:53

Lap	Time of Day	Lap Tm	S1	S2	S3	S3Spd	SFSpd	Lap	Time of Day	Lap Tm	S1	S2	S3	S3Spd	SFSpd
7	17:54:02.464	<b>1:07.736</b>	22.184	25.414	20.138	85.054	76.000								
8	17:55:09.810	<b>1:07.346</b>	21.948	25.196	20.202	85.162	75.487								
9	17:56:17.325	<b>1:07.515</b>	22.090	24.955	20.470	85.925	75.233								
10	17:57:25.254	<b>1:07.929</b>	22.601	25.014	20.314	85.379	75.317								
11	17:58:32.962	<b>1:07.708</b>	22.465	25.013	20.230	85.270	75.657								
12	17:59:40.063	<b>1:07.101</b>	22.024	25.016	20.061	85.487	75.828								

(81) Graeme CUTHBERT

1	17:47:25.813	<b>1:11.574</b>	23.225	27.229	21.120	80.950	70.938
2	17:48:36.047	<b>1:10.234</b>	23.667	25.781	20.786	<b>83.675</b>	72.785
3	17:49:45.202	<b>1:09.155</b>	22.666	25.947	20.542	83.157	72.706
4	17:50:54.282	<b>1:09.080</b>	22.501	25.826	20.753	82.240	72.159
5	17:52:03.078	<b>1:08.796</b>	22.363	25.910	20.523	82.645	73.022
6	17:53:12.331	<b>1:09.253</b>	22.616	26.041	20.596	81.938	73.102
7	17:54:20.923	<b>1:08.592</b>	22.127	26.005	20.460	82.849	72.785
8	17:55:29.760	<b>1:08.837</b>	22.276	26.052	20.509	82.442	<b>73.583</b>
9	17:56:41.258	<b>1:11.498</b>	22.968	28.234	<b>20.296</b>	82.442	72.943
10	17:57:49.727	<b>1:08.469</b>	<b>22.081</b>	<b>25.469</b>	20.919	82.543	68.407
11	17:58:58.953	<b>1:09.226</b>	22.413	25.872	20.941	79.985	71.391

(20) Chris McNEILL

1	17:47:27.508	<b>1:13.954</b>	23.373	28.143	22.438	80.950	74.647
2	17:48:40.691	<b>1:13.183</b>	23.310	27.802	22.071	80.658	72.864
3	17:49:53.632	<b>1:12.941</b>	23.571	26.673	22.697	83.054	70.640
4	17:51:06.207	<b>1:12.575</b>	23.553	27.040	21.982	82.849	73.022
5	17:52:18.462	<b>1:12.255</b>	23.342	26.753	22.160	81.739	72.785
6	17:53:32.330	<b>1:13.868</b>	24.913	27.584	21.371	<b>84.200</b>	73.989
7	17:54:42.267	<b>1:09.937</b>	22.762	<b>25.964</b>	<b>21.211</b>	83.989	<b>74.730</b>
8	17:55:52.726	<b>1:10.459</b>	<b>22.752</b>	25.990	21.717	77.135	74.730
9	17:57:07.197	<b>1:14.471</b>	23.489	28.884	22.098	82.139	73.262
10	17:58:19.971	<b>1:12.774</b>	23.159	27.830	21.785	76.607	73.422
11	17:59:31.937	<b>1:11.966</b>	22.783	26.868	22.315	81.244	69.758

(98) Gordon HASTON

1	17:47:33.405	<b>1:15.724</b>			21.732		67.445
2	17:48:47.326	<b>1:13.921</b>			21.492		68.617
3	17:49:59.911	<b>1:12.585</b>			20.936		<b>69.470</b>
4	17:51:12.422	<b>1:12.511</b>			<b>20.884</b>		69.112
5	17:52:25.040	<b>1:12.618</b>			21.199		67.581
6	17:53:37.290	<b>1:12.250</b>			21.120		67.854
7	17:54:48.953	<b>1:11.663</b>			21.071		67.377
8	17:56:00.659	<b>1:11.706</b>			21.315		66.641
9	17:57:13.680	<b>1:13.021</b>			20.967		66.840
10	17:58:25.235	<b>1:11.555</b>			21.300		66.051
11	17:59:37.484	<b>1:12.249</b>			21.416		64.095

Clerk of the Course.

Sig : Time :  
Chief Timekeeper : Ian Sharp (SMART Timing)

Results available at [www.mylaps.com](http://www.mylaps.com) and [www.smart-timing.co.uk](http://www.smart-timing.co.uk)

Orbits





## SMRC Spring Race Meeting

## Lapchart

Scottish Fiesta Championship

Knockhill 1.267 miles

Race 16 - 2nd Race

03/04/2016 17:20

Race (12 Laps) started at 17:40:53

Competitors	Laps												
	0	1	2	3	4	5	6	7	8	9	10	11	12
Wayne MacAULAY (1)	1	1	1	1	1	1	1	1	1	1	1	1	1
Peter CRUICKSHANK (61)	2	61	61	61	61	61	61	61	7	7	7	7	7
Kevin WHYTE (7)	3	7	7	7	7	7	7	7	61	61	61	61	61
Jim DEANS (50)	4	50	50	55	55	55	55	55	55	55	55	55	55
Steven GRAY (24)	5	24	24	50	50	50	24	24	24	24	24	24	24
Stephen WARD (55)	6	55	55	24	24	24	50	50	50	50	25	25	25
Barry FARQUHARSON (18)	7	18	18	18	18	18	18	18	25	25	50	50	50
Gavin BUTTERWORTH (22)	8	22	22	22	22	22	25	25	18	18	18	18	37
Alec TOWNLEY (57)	9	57	57	57	57	25	25	22	22	22	22	37	37
Chris McNEILL (20)	10	20	25	25	25	57	57	37	37	37	37	22	22
Graeme CUTHBERT (81)	11	81	81	37	37	37	37	57	57	57	57	57	57
Gordon HASTON (98)	12	98	37	81	81	81	81	81	81	81	81	81	81
Andrew CHRISTIE (25)	13	25	20	20	20	20	20	20	20	20	20	20	20
Russell MORGAN (37)	14	37	98	98	98	98	98	98	98	98	98	98	98

Clerk of the Course.

Sig : Time :  
 Chief Timekeeper : Ian Sharp (SMART Timing)

Results available at [www.mylaps.com](http://www.mylaps.com) and [www.smart-timing.co.uk](http://www.smart-timing.co.uk)

Orbits

