

Knockhill

3rd/4th September 2016

Knockhill Motor Sports Club Scottish Championship Bike Meeting



Including

The Jock Taylor Memorial Trophy Race for Sidecars



S.M.A.R.T.

Scottish Motorsports Automatic Race Timing

Ravenslea, Melrose Road, Galashiels, TD1 2AT

Telephone : 01896 – 752447

Qualifying Results

KMSC National Motorcycle Racing

Sorted on best lap time

Scottish Championship Lightweights

Knockhill 1.267 miles

Warm Up 1

03/09/2016 09:15

Practice (10:00 Time) started at 9:10:39

Pos	No.	Name	Make/Model	CC	Class	Laps	Best Tm	In Lap	Diff	Avg. Speed
1	68	Scott ROBERTSON	Suzuki	SV650	SL	8	1:02.487	6		69.751
2	15	Keith DICKIE	Kawasaki	ER6	SL	6	1:03.763	3	1.276	69.102
3	2	Robert WOODWARD	Suzuki	SV650	SL	8	1:04.192	7	1.705	68.687
4	14	Scott GORDON	Kawasaki	ER6	SL	7	1:04.693	7	2.206	64.851
5	155	Scott CAMPBELL	Kawasaki	ER6 650	SL	7	1:05.111	6	2.624	65.841
6	21	Grant REID	Kawasaki	ER6	SL	7	1:05.416	5	2.929	65.291
7	119	Kristopher DUNCAN	Kawasaki	ER6	SL	4	1:05.822	3	3.335	34.744
8	66	Kevin WATRET	Kawasaki	ER6	SL	7	1:05.872	6	3.385	64.937
9	134	Kenneth THIRLWALL	Kawasaki	ER6	SL	7	1:06.518	6	4.031	65.130
10	5	Gillian McGAW	Kawasaki	650	SL	5	1:07.193	3	4.706	45.717
11	11	Lewis PATERSON	Suzuki	SV650	SL	6	1:07.556	6	5.069	52.662
12	900	Dean CRAWFORD	Suzuki	SV650	SL	7	1:07.580	5	5.093	64.181
13	4	Alan GIBSON	Suzuki	SV650	SL	7	1:07.632	6	5.145	64.472
14	79	Ashley ROBSON	Kawasaki	ZXR400	SL	6	1:09.326	5	6.839	60.865
15	49	Paul McCLUNG	Kawasaki	ER6	SL	4	1:10.060	4	7.573	40.043
16	25	Jim PURVIS	Yamaha	FZR400	SL	7	1:11.320	7	8.833	62.567
17	800	Gordon CLARK	Kawasaki	ZXR400	SL	3	1:12.717	3	10.230	27.349
18	74	Christine WATSON	Suzuki	SV650	SL	5	1:13.439	5	10.952	46.650
19	16	Gerry KEIRNAN	Suzuki	SV650	SL	5	1:14.737	5	12.250	46.492
20	55	Tom ROBINSON	Aprilia	RRV 450	SL	4	1:17.704	3	15.217	43.049
21	118	Rod WALKER	Kawasaki	ZXR400	SL	4	1:30.911	3	28.424	33.451

Clerk of the Course :

Sig : Time :

Chief Timekeeper : Ian Sharp (SMART Timing)

Results available at www.mylaps.com and www.smart-timing.co.uk

Printed: 05/09/2016 13:15:38

Orbits



KMSC National Motorcycle Racing

Scottish Championship Lightweights

Knockhill 1.267 miles

Warm Up 1

03/09/2016 09:15

Practice (10:00 Time) started at 9:10:39

Lap	Time of Day	Lap Tm	S1	S2	S3	S3Spd	SFSpd
(68) Scott ROBERTSON							
1	9:11:48.183			27.716	19.064	103.242	97.257
2	9:12:54.893	1:06.710	22.863	25.467	18.380	104.856	96.976
3	9:13:59.501	1:04.608	22.064	24.296	18.248	104.529	97.967
4	9:15:03.271	1:03.770	21.460	24.180	18.130	104.856	98.111
5	9:16:10.174	1:06.903	22.693	25.993	18.217	105.349	96.836
6	9:17:12.661	1:02.487	20.966	23.671	17.850	105.349	98.543
7	9:18:16.014	1:03.353	20.938	24.528	17.887	104.204	97.257
8	9:19:22.410	1:06.396	22.872	24.236	19.288	104.692	96.143

(15) Keith DICKIE							
1	9:11:45.897			27.552	19.335	103.084	104.366
2	9:12:52.236	1:06.339	21.927	25.757	18.655	107.544	104.856
3	9:13:55.999	1:03.763	21.043	24.312	18.408	110.922	106.859
4	9:15:00.314	1:04.315	20.936	24.208	19.171	110.012	107.372
5	9:16:05.130	1:04.816	22.330	24.354	18.132	110.556	107.372
6	9:17:15.310	1:10.180	21.250	25.992	22.938	110.193	38.858

(2) Robert WOODWARD							
1	9:11:47.385			27.505	19.024	101.678	97.824
2	9:12:54.535	1:07.150	23.374	25.547	18.229	103.721	98.543
3	9:14:00.972	1:06.437	22.753	25.431	18.253	104.529	98.688
4	9:15:07.111	1:06.139	22.623	25.020	18.496	104.366	98.833
5	9:16:14.414	1:07.303	22.655	26.449	18.199	104.692	97.682
6	9:17:21.175	1:06.761	23.774	24.929	18.058	103.561	98.979
7	9:18:25.367	1:04.192	21.827	24.540	17.825	104.043	98.979
8	9:19:30.514	1:05.147	21.858	25.353	17.936	104.204	97.682

(14) Scott GORDON							
1	9:12:12.748			27.682	19.298	98.254	91.928
2	9:13:21.398	1:08.650	22.979	26.716	18.955	100.914	93.988
3	9:14:27.464	1:06.066	21.755	25.894	18.417	101.678	94.651
4	9:15:33.063	1:05.599	21.725	25.425	18.449	102.611	95.188
5	9:16:39.201	1:06.138	21.814	25.616	18.708	103.242	95.053
6	9:17:46.909	1:07.708	22.899	25.488	19.321	101.832	93.988
7	9:18:51.602	1:04.693	21.063	25.186	18.444	103.084	95.188

(155) Scott CAMPBELL							
1	9:12:07.954			27.801	18.659	106.015	103.402
2	9:13:14.744	1:06.790	21.492	26.591	18.707	109.474	102.926
3	9:14:21.262	1:06.518	22.050	26.131	18.337	111.474	103.561
4	9:15:26.803	1:05.541	22.673	25.144	17.724	111.105	104.529
5	9:16:32.695	1:05.892	21.350	25.819	18.723	109.296	102.298
6	9:17:37.806	1:05.111	21.021	25.386	18.704	110.193	100.611
7	9:18:44.198	1:06.392	22.268	25.975	18.149	108.413	102.926

(21) Grant REID							
1	9:12:09.297			29.759	20.029	100.310	98.254
2	9:13:18.064	1:08.767	23.453	26.219	19.095	98.111	100.611
3	9:14:23.808	1:05.744	21.581	25.313	18.850	108.941	102.454
4	9:15:30.239	1:06.431	22.123	26.219	18.089	106.015	101.371
5	9:16:35.655	1:05.416	21.837	25.500	18.079	107.717	101.218
6	9:17:42.114	1:06.459	22.316	25.872	18.271	105.848	101.524
7	9:18:48.282	1:06.168	22.434	25.529	18.205	106.520	100.914

(119) Kristopher DUNCAN							
1	9:16:02.416			27.345	19.093	105.515	101.524
2	9:17:11.038	1:08.622	23.621	26.481	18.520	108.064	103.882
3	9:18:16.860	1:05.822	22.303	25.385	18.134	109.118	104.204
4	9:19:24.394	1:07.534	23.761	25.217	18.556	108.764	97.117

(66) Kevin WATRET							
1	9:12:07.269			27.875	19.312	104.366	101.524
2	9:13:16.209	1:08.940	23.461	26.495	18.984	103.561	101.678
3	9:14:23.543	1:07.334	22.533	25.847	18.954	107.372	101.987

4	9:15:31.789	1:08.246	22.918	26.543	18.785	105.349	101.524
5	9:16:38.983	1:07.194	22.727	25.498	18.969	109.474	101.218
6	9:17:44.855	1:05.872	22.304	25.316	18.252	107.030	101.524
7	9:18:50.953	1:06.098	21.896	25.511	18.691	107.890	99.714

(134) Kenneth THIRLWALL							
1	9:11:58.534			31.367	22.012	87.266	100.762
2	9:13:11.691	1:13.157	24.843	28.666	19.648	100.460	101.987
3	9:14:20.590	1:08.899	23.252	27.021	18.626	104.043	103.721
4	9:15:29.558	1:08.968	23.955	26.436	18.577	104.692	103.402
5	9:16:36.203	1:06.645	22.216	26.058	18.371	109.832	103.721
6	9:17:42.721	1:06.518	22.146	25.934	18.438	108.764	103.242
7	9:18:49.492	1:06.771	22.203	25.443	19.125	110.012	102.454

(5) Gillian McGAW							
1	9:13:32.160			28.523	19.253	108.764	106.859
2	9:14:39.505	1:07.345	22.676	26.204	18.465	112.976	107.890
3	9:15:46.698	1:07.193	22.427	25.982	18.784	113.357	106.689
4	9:16:58.704	1:12.006	22.130	26.188	23.688	111.290	36.021
5	9:18:58.123	1:59.419	1:15.360	25.270	18.789	114.518	107.890

(11) Lewis PATERSON							
1	9:13:34.559			29.476	20.158	101.524	96.005
2	9:14:46.170	1:11.611	24.832	27.511	19.268	102.611	98.254
3	9:15:55.144	1:08.974	23.529	26.726	18.719	106.351	99.125
4	9:17:03.040	1:07.896	23.264	26.017	18.615	105.515	98.688
5	9:18:11.387	1:08.347	23.048	26.060	19.239	109.118	99.714
6	9:19:18.943	1:07.556	22.807	26.125	18.624	105.681	97.257

(900) Dean CRAWFORD							
1	9:11:59.455			30.123	21.265	98.688	95.595
2	9:13:12.440	1:12.985	25.632	27.293	20.060	102.298	96.697
3	9:14:22.019	1:09.579	23.861	26.223	19.495	104.529	98.688
4	9:15:31.203	1:09.184	23.516	26.429	19.239	105.020	97.117
5	9:16:38.783	1:07.580	22.713	25.581	19.286	105.681	96.697
6	9:17:47.786	1:09.003	23.843	25.874	19.286	105.349	96.558
7	9:18:56.745	1:08.959	23.732	26.152	19.075	103.721	95.188

(4) Alan GIBSON							
1	9:11:53.105			29.362	20.561	93.205	99.863
2	9:13:04.523	1:11.418	24.919	27.030	19.469	99.272	101.218
3	9:14:14.086	1:09.563	23.388	26.906	19.269	99.566	103.242
4	9:15:23.774	1:09.688	23.487	27.092	19.109	102.611	102.454
5	9:16:33.721	1:09.947	23.220	27.026	19.701	97.967	103.084
6	9:17:41.353	1:07.632	22.589	26.060	18.983	104.529	102.926
7	9:18:54.495	1:13.142	22.829	25.657	24.656	104.692	30.188

(79) Ashley ROBSON							
1	9:12:04.781			29.737	20.855	96.558	94.385
2	9:13:17.960	1:13.179	24.344	28.054	20.781	98.398	93.076
3	9:14:29.449	1:11.489	23.741	27.574	20.174	97.824	93.076
4	9:15:39.407	1:09.958	23.261	26.904	19.793	99.566	94.919
5	9:16:48.733	1:09.326	23.122	26.524	19.680	100.762	92.947
6	9:18:08.905	1:20.172	24.810	29.211	26.151	100.011	26.811

(49) Paul McCLUNG							
1	9:14:12.074			28.858	20.602	99.566	100.011
2	9:15:24.684	1:12.610	22.964	26.098	23.548	110.739	32.767
3	9:17:04.843	1:40.159	56.503	24.851	18.805	110.193	102.142
4	9:18:14.903	1:10.060	21.612	25.378	23.070	106.689	34.503

(25) Jim PURVIS							
1	9:11:51.724			29.974	21.872	89.002	82.747
2	9:13:06.432	1:14.708	24.757	28.497	21.454	88.068	85.054
3	9:14:19.747	1:13.315	24.				

KMSC National Motorcycle Racing

Scottish Championship Lightweights

Knockhill 1.267 miles

Warm Up 1

03/09/2016 09:15

Practice (10:00 Time) started at 9:10:39

Lap	Time of Day	Lap Tm	S1	S2	S3	S3Spd	SFSpd	Lap	Time of Day	Lap Tm	S1	S2	S3	S3Spd	SFSpd
5	9:16:45.589	1:11.450	24.287	27.250	19.913	96.143	89.358								
6	9:17:58.257	1:12.668	24.847	27.902	19.919	94.252	88.884								
7	9:19:09.577	1:11.320	23.619	27.743	19.958	96.143	87.837								

(800) Gordon CLARK

1	9:16:33.220			31.759	21.742	89.477	92.818
2	9:17:46.882	1:13.662	24.549	28.125	20.988	96.143	93.465
3	9:18:59.599	1:12.717	24.254	27.450	21.013	97.682	94.785

(74) Christine WATSON

1	9:13:40.447			31.400	22.017	92.308	90.686
2	9:14:59.469	1:19.022	26.148	30.850	22.024	93.726	91.928
3	9:16:17.955	1:18.486	27.629	29.327	21.530	92.818	91.802
4	9:17:34.702	1:16.747	25.658	28.838	22.251	87.153	91.427
5	9:18:48.141	1:13.439	24.925	28.081	20.433	96.005	91.179

(16) Gerry KEIRNAN

1	9:13:41.308			31.783	22.098	94.120	98.398
2	9:14:58.776	1:17.468	25.847	30.625	20.996	100.161	99.566
3	9:16:13.765	1:14.989	25.119	29.293	20.577	100.460	99.863
4	9:17:35.063	1:21.298	25.259	33.013	23.026	91.802	93.335
5	9:18:49.800	1:14.737	25.678	28.160	20.899	94.120	96.976

(55) Tom ROBINSON

1	9:13:41.048			30.106	21.754	95.731	91.179
2	9:15:00.879	1:19.831	27.030	30.452	22.349	88.299	88.068
3	9:16:18.583	1:17.704	27.467	29.038	21.199	87.608	92.308
4	9:17:43.080	1:24.497	26.118	28.817	29.562	80.176	23.873

(118) Rod WALKER

1	9:15:06.064			36.024	27.506	68.060	66.116
2	9:16:41.222	1:35.158	33.244	35.372	26.542	70.050	69.831
3	9:18:12.133	1:30.911	31.932	33.234	25.745	78.123	71.013
4	9:19:44.682	1:32.549	32.457	33.732	26.360	73.502	68.268

Clerk of the Course :

Sig : Time :

Chief Timekeeper : Ian Sharp (SMART Timing)

Results available at www.mylaps.com and www.smart-timing.co.uk

Printed: 05/09/2016 13:16:15

Orbits



Qualifying Results

KMSC National Motorcycle Racing

Sorted on best lap time

National Pre-Injection 600

Knockhill 1.267 miles

Warm Up 1

03/09/2016 09:30

Practice (10:00 Time) started at 9:21:32

Pos	No.	Name	Make/Model	CC	Class	Laps	Best Tm	In Lap	Diff	Avg. Speed
1	48	David McCAFFERTY	Yamaha	R6 600	P16	8	1:00.024	8		70.354
2	91	Lewis SHAND	Yamaha	R6 600	P16	8	1:00.153	8	0.129	70.227
3	26	Alan McGREGOR	Yamaha	R6	P16	8	1:02.005	7	1.981	69.794
4	15	Jon DICKIE	Yamaha	R6 600	P16	8	1:02.949	7	2.925	68.820
5	22	William MASON	Kawasaki	ZX6R 600	P16	7	1:03.053	5	3.029	66.540
6	41	Kieran MURRAY	Kawasaki	ZX6 600	P16	7	1:04.256	6	4.232	65.898
7	11	Ross WATTS	Yamaha	YZF R6 600	P16	7	1:04.381	7	4.357	64.264
8	6	James WILKEN	Yamaha	R6 600	P16	7	1:06.313	7	6.289	62.658
9	89	Alex BASS	Yamaha	R6 600	P16	6	1:08.867	4	8.843	61.777
10	60	Douglas BROWN	Yamaha	R6 600	P16	6	1:09.799	4	9.775	61.052
11	45	Gerry SULLIVAN	Kawasaki	ZX6R 600	P16	6	1:11.692	5	11.668	59.202
12	79	Jimmy ROTHERY	Yamaha	R6 600	P16	5	1:12.623	4	12.599	55.151
13	196	Martin MacLENNAN	Honda	CBR 600	P16	6	1:13.883	6	13.859	55.439
14	73	Fraser CAMERON	Yamaha	R6 600	P16	4	1:16.261	3	16.237	51.678
15	32	Ross RADLEY	Suzuki	GSXR750	P16	4	1:29.469	3	29.445	32.448

Clerk of the Course :

Sig : Time :

Chief Timekeeper : Ian Sharp (SMART Timing)

Results available at www.mylaps.com and www.smart-timing.co.uk

Printed: 05/09/2016 13:29:51

Orbits



KMSC National Motorcycle Racing

National Pre-Injection 600

Knockhill 1.267 miles

Warm Up 1

03/09/2016 09:30

Practice (10:00 Time) started at 9:21:32

Lap	Time of Day	Lap Tm	S1	S2	S3	S3Spd	SFSpd
(48) David McCAFFERTY							
1	9:22:49.842			28.378	19.199	109.832	106.183
2	9:23:55.354	1:05.512	22.235	24.887	18.390	114.910	107.201
3	9:24:58.567	1:03.213	21.272	24.054	17.887	117.321	109.118
4	9:26:03.246	1:04.679	21.834	25.107	17.738	117.526	109.118
5	9:27:06.563	1:03.317	21.871	24.170	17.276	118.985	109.653
6	9:28:09.262	1:02.699	20.462	24.398	17.839	110.193	108.588
7	9:29:10.961	1:01.699	20.223	24.026	17.450	117.321	110.012
8	9:30:10.985	1:00.024	20.283	22.853	16.888	118.775	110.012

(91) Lewis SHAND							
1	9:22:48.128			27.077	18.573	110.012	106.183
2	9:23:53.601	1:05.473	22.373	24.659	18.441	112.786	107.544
3	9:24:58.039	1:04.438	21.899	24.209	18.330	112.033	108.588
4	9:26:02.396	1:04.357	21.864	24.869	17.624	115.107	109.118
5	9:27:06.677	1:04.281	21.894	24.117	18.270	107.890	109.118
6	9:28:09.882	1:03.205	21.269	23.872	18.064	109.653	107.544
7	9:29:11.776	1:01.894	21.228	23.578	17.088	113.742	108.764
8	9:30:11.929	1:00.153	20.093	23.058	17.002	116.304	109.474

(26) Alan McGREGOR							
1	9:22:50.015			27.937	19.107	103.882	109.296
2	9:23:55.970	1:05.955	22.944	25.299	17.712	114.714	111.105
3	9:24:59.175	1:03.205	21.605	24.214	17.386	116.709	112.033
4	9:26:04.686	1:05.511	21.853	26.458	17.200	117.116	111.846
5	9:27:08.688	1:04.002	21.409	25.217	17.376	117.321	111.846
6	9:28:11.016	1:02.328	20.748	23.935	17.645	117.733	112.597
7	9:29:13.021	1:02.005	21.179	23.723	17.103	117.526	112.786
8	9:30:15.147	1:02.126	21.219	23.779	17.128	118.775	112.220

(15) Jon DICKIE							
1	9:22:46.895			26.979	18.208	109.118	108.764
2	9:23:51.948	1:05.053	21.454	25.403	18.196	109.474	109.118
3	9:24:57.029	1:05.081	21.598	25.173	18.310	111.290	108.764
4	9:26:01.411	1:04.382	21.541	24.876	17.965	113.166	109.296
5	9:27:05.550	1:04.139	21.353	24.988	17.798	112.786	108.764
6	9:28:09.707	1:04.157	21.092	24.494	18.571	113.166	108.941
7	9:29:12.656	1:02.949	20.980	24.296	17.673	114.910	109.474
8	9:30:22.549	1:09.893	20.748	24.039	25.106	113.742	32.767

(22) William MASON							
1	9:23:03.489			29.673	20.085	96.281	103.402
2	9:24:11.334	1:07.845	22.736	25.238	19.871	107.890	104.366
3	9:25:17.725	1:06.391	22.103	26.235	18.053	108.764	105.515
4	9:26:21.594	1:03.869	21.298	24.535	18.036	110.922	104.366
5	9:27:24.647	1:03.053	21.075	24.305	17.673	112.786	106.183
6	9:28:28.823	1:04.176	21.050	25.457	17.669	109.832	105.848
7	9:29:32.162	1:03.345	21.322	24.097	17.926	113.742	105.349

(41) Kieran MURRAY							
1	9:22:54.636			28.293	19.915	100.914	104.204
2	9:24:06.456	1:11.820	25.750	27.004	19.066	99.566	106.520
3	9:25:13.425	1:06.969	22.789	25.547	18.633	108.764	106.015
4	9:26:18.739	1:05.314	21.930	25.157	18.227	109.653	106.859
5	9:27:23.183	1:04.444	21.806	24.539	18.099	112.976	106.689
6	9:28:27.439	1:04.256	21.457	25.015	17.784	110.739	105.848
7	9:29:36.846	1:09.407	21.418	24.800	23.189	109.653	30.755

(11) Ross WATTS							
1	9:22:53.727			28.393	21.376	100.914	100.161
2	9:24:08.806	1:15.079	26.692	28.118	20.269	92.054	102.298
3	9:25:19.587	1:10.781	24.301	27.093	19.387	105.848	104.204
4	9:26:28.769	1:09.182	23.487	26.188	19.507	107.201	102.768
5	9:27:39.585	1:10.816	23.606	28.058	19.152	109.832	103.721
6	9:28:44.780	1:05.195	22.401	24.859	17.935	109.832	105.681

Lap	Time of Day	Lap Tm	S1	S2	S3	S3Spd	SFSpd
(6) James WILKEN							
1	9:22:57.709			28.124	20.379	101.832	105.184
2	9:24:11.223	1:13.514	25.568	27.893	20.053	108.413	106.520
3	9:25:24.274	1:13.051	25.150	27.588	20.313	106.015	104.692
4	9:26:33.622	1:09.348	23.865	26.140	19.343	112.408	106.351
5	9:27:44.875	1:11.253	24.489	27.134	19.630	105.681	107.030
6	9:28:55.584	1:10.709	24.747	26.339	19.623	106.689	105.848
7	9:30:01.897	1:06.313	22.456	25.194	18.663	112.408	106.859

(89) Alex BASS							
1	9:22:53.325			30.490	20.963	98.833	100.460
2	9:24:08.214	1:14.889	26.567	28.231	20.091	103.561	106.689
3	9:25:19.299	1:11.085	24.314	27.241	19.530	105.515	105.184
4	9:26:28.166	1:08.867	23.303	26.591	18.973	109.653	107.030
5	9:27:38.812	1:10.646	23.807	28.272	18.567	110.193	107.890
6	9:28:55.330	1:16.518	23.917	27.043	25.558	112.220	22.733

(60) Douglas BROWN							
1	9:22:55.942			28.646	21.335	93.857	94.120
2	9:24:10.779	1:14.837	25.893	28.364	20.580	98.398	95.188
3	9:25:23.345	1:12.566	24.842	27.421	20.303	102.611	101.524
4	9:26:33.144	1:09.799	23.324	26.674	19.801	104.043	98.688
5	9:27:44.563	1:11.419	24.366	27.278	19.775	103.242	99.566
6	9:29:00.592	1:16.029	24.453	26.543	25.033	101.218	23.856

(45) Gerry SULLIVAN							
1	9:23:03.725			29.787	20.577	99.419	99.863
2	9:24:18.352	1:14.627	25.204	29.230	20.193	97.824	98.833
3	9:25:31.744	1:13.392	24.406	28.533	20.453	98.833	95.459
4	9:26:44.371	1:12.627	24.555	28.538	19.534	102.611	98.833
5	9:27:56.063	1:11.692	23.770	27.973	19.949	99.863	98.979
6	9:29:14.599	1:18.536	24.729	28.901	24.906	90.320	43.045

(79) Jimmy ROTHERY							
1	9:23:10.002			32.057	20.967	94.919	102.611
2	9:24:25.450	1:15.448	24.981	29.534	20.933	101.678	99.419
3	9:25:38.421	1:12.971	24.502	28.950	19.519	103.882	103.721
4	9:26:51.044	1:12.623	24.567	28.154	19.902	103.561	102.768
5	9:28:25.851	1:34.807	24.886	35.212	34.709	62.776	27.514

(196) Martin MacLENNAN							
1	9:23:21.534			34.188	24.899	82.849	81.244
2	9:24:43.648	1:22.114	28.668	31.158	22.288	97.967	91.303
3	9:26:00.171	1:16.523	25.821	29.144	21.558	97.682	91.303
4	9:27:17.951	1:17.780	24.966	30.949	21.865	97.824	90.932
5	9:28:32.095	1:14.144	24.954	28.654	20.536	99.272	87.952
6	9:29:45.978	1:13.883	24.761	28.209	20.913	95.323	88.416

(73) Fraser CAMERON							
1	9:23:18.114			33.300	21.752	91.179	97.540
2	9:24:36.318	1:18.204	26.894	29.893	21.417	95.188	99.125
3	9:25:52.579	1:16.261	25.829	28.982	21.450	97.824	97.399
4	9:27:25.380	1:32.801	26.513	36.448	29.840	91.055	32.232

(32) Ross RADLEY							
1	9:26:22.045			36.691	26.083	76.000	83.780
2	9:27:51.534	1:29.489	28.472	35.653	25.364	77.313	89.477
3	9:29:21.003	1:29.469	29.256	35.059	25.154	76.870	92.054
4	9:30:54.614	1:33.611	29.071	34.484	30.056	81.441	30.053

Clerk of the Course :

Sig : Time :

Chief Timekeeper : Ian Sharp (SMART Timing)

Results available at www.mylaps.com and www.smart-timing.co.uk

Printed: 05/09/2016 13:30:10

Orbits



Qualifying Results

KMSC National Motorcycle Racing

Sorted on best lap time

Scottish Championship Superstock 600

Knockhill 1.267 miles

Warm Up 1

03/09/2016 09:45

Practice (10:00 Time) started at 9:31:50

Pos	No.	Name	Make/Model	CC	Class	Laps	Best Tm	In Lap	Diff	Avg. Speed
1	8	Lewis ROLLO	Kawasaki	ZXR 600	S6	8	58.298	6		68.930
2	45	Ewan GRAY	Kawasaki	ZX6R 600	S6	6	58.733	4	0.435	74.818
3	84	Kyle HARPER	Kawasaki	ZX6R 600	S6	8	59.233	4	0.935	73.979
4	99	Callum GRIGOR	Kawasaki	ZX6R 600	S6	8	59.287	6	0.989	68.421
5	64	Sam MUNRO	Kawasaki	ZX6R 600	S6	8	59.308	6	1.010	73.856
6	31	Torquil PATERSON	Yamaha	R6 600	S6	7	1:00.999	6	2.701	67.180
7	81	Ryan WATSON	Yamaha	R6 600	S6	8	1:01.145	8	2.847	69.911
8	17	Roddy MacLEOD	Suzuki	GSXR 600 K7	S6	8	1:01.289	6	2.991	69.361
9	21	Mike SWANSON	Yamaha	R6 600	S6	7	1:01.582	7	3.284	65.963
10	75	Charlie BUNYAN	Yamaha	R6 600	S6	8	1:01.888	5	3.590	70.000
11	11	Patrick FORMAN	Kawasaki	ZX6R 600	S6	6	1:01.971	4	3.673	70.565
12	58	Barry STEWART	Yamaha	R6 600	S6	8	1:02.514	8	4.216	68.148
13	12	Graeme KERR	Suzuki	GSXR 600	S6	8	1:02.750	7	4.452	68.915
14	87	Steven ALLISON	Kawasaki	ZX6R 600	S6	7	1:03.336	7	5.038	66.673
15	85	Keith DICKIE	Triumph	Daytona 675	S6	6	1:03.656	5	5.358	55.199
16	35	Kevin GILES	Kawasaki	ZX6R 600	S6	8	1:03.915	8	5.617	68.185
17	28	Paul BOWERBANK	Yamaha	R6 600	S6	8	1:04.183	6	5.885	69.392
18	72	Peter DUNCAN	Triumph	675R	S6	7	1:05.007	6	6.709	65.715
19	79	Ashley ROBSON	Kawasaki	ZX6R 600	S6	7	1:05.211	6	6.913	64.430
20	89	David MUNRO	Yamaha	R6 600	S6	7	1:05.363	6	7.065	64.478
21	27	Andy DONALD	Kawasaki		S6	7	1:06.274	6	7.976	64.402
22	54	Ross KIRTON	Yamaha	R6 600	S6	7	1:08.376	5	10.078	60.489
23	855	Graeme CHARNLEY	Yamaha	R6 600	S6	6	1:09.015	5	10.717	52.974
24	7	Titus MacINTOSH	Kawasaki	ZX6R	S6	7	1:10.156	7	11.858	59.945
25	184	Ryan GIBSON	Yamaha	R6 600	S6	1		0		47.695

Clerk of the Course :

Sig : Time :

Chief Timekeeper : Ian Sharp (SMART Timing)

Results available at www.mylaps.com and www.smart-timing.co.uk

Printed: 05/09/2016 17:19:33

Orbits



KMSC National Motorcycle Racing

Scottish Championship Superstock 600

Knockhill 1.267 miles

Warm Up 1

03/09/2016 09:45

Practice (10:00 Time) started at 9:31:50

Lap	Time of Day	Lap Tm	S1	S2	S3	S3Spd	SFSpd	Lap	Time of Day	Lap Tm	S1	S2	S3	S3Spd	SFSpd
(8) Lewis ROLLO								(17) Roddy MacLEOD							
1	9:33:42.397			24.143	17.335	117.940	113.742	1	9:33:15.805			27.610	19.622	104.043	109.296
2	9:34:43.672	1:01.275	20.357	23.620	17.298	118.356	114.129	2	9:34:20.832	1:05.027	22.718	24.370	17.939	115.703	110.193
3	9:35:43.782	1:00.110	19.969	22.999	17.142	122.014	114.323	3	9:35:24.141	1:03.309	21.361	24.221	17.727	116.709	110.556
4	9:36:44.021	1:00.239	20.171	23.624	16.444	123.360	115.504	4	9:36:27.116	1:02.975	21.600	23.818	17.557	118.985	111.105
5	9:37:43.763	59.742	19.317	23.958	16.467	120.697	116.304	5	9:37:30.386	1:03.270	22.129	24.077	17.064	119.196	110.556
6	9:38:42.061	58.298	19.178	22.714	16.406	122.908	115.903	6	9:38:31.675	1:01.289	21.018	23.376	16.895	119.409	110.556
7	9:39:40.700	58.639	19.350	22.688	16.601	124.044	115.504	7	9:39:34.273	1:02.598	20.990	23.775	17.833	115.504	109.653
8	9:40:39.686	58.986	19.346	23.102	16.538	121.572	116.304	8	9:40:36.397	1:02.124	21.513	23.538	17.073	120.480	110.922
(45) Ewan GRAY								(21) Mike SWANSON							
1	9:32:54.822			24.092	17.368	115.903	113.357	1	9:33:22.734			30.105	20.105	103.084	110.556
2	9:33:55.254	1:00.432	20.751	22.913	16.768	119.409	112.597	2	9:34:32.600	1:09.866	23.464	26.540	19.862	112.597	110.922
3	9:34:54.506	59.252	20.042	22.575	16.635	120.697	112.976	3	9:35:41.519	1:08.919	24.126	25.882	18.911	113.742	111.290
4	9:35:42.061	58.733	19.701	22.588	16.444	122.236	113.166	4	9:36:46.607	1:05.088	21.990	25.207	17.891	118.985	111.846
5	9:36:52.120	58.881	19.653	22.376	16.852	116.912	113.549	5	9:37:48.697	1:02.090	20.910	23.525	17.655	121.133	111.846
6	9:37:56.102	1:03.982	19.470	23.794	20.718	118.985	30.925	6	9:38:52.765	1:04.068	21.656	24.969	17.443	120.480	110.739
(84) Kyle HARPER								(75) Charlie BUNYAN							
1	9:33:02.947			25.892	17.374	119.196	113.166	1	9:33:08.569			27.510	19.513	114.714	112.220
2	9:34:03.988	1:01.041	20.795	23.122	17.124	120.480	114.518	2	9:34:14.409	1:05.840	22.812	24.734	18.294	118.356	113.742
3	9:35:05.163	1:01.175	20.755	23.656	16.764	120.915	114.714	3	9:35:18.569	1:04.160	21.536	24.763	17.861	118.147	112.220
4	9:36:04.396	59.233	19.966	22.737	16.530	122.683	114.129	4	9:36:21.533	1:02.964	21.090	24.397	17.477	118.775	113.166
5	9:37:04.237	59.841	19.982	23.376	16.483	121.572	114.129	5	9:37:23.421	1:01.888	20.872	23.973	17.043	119.835	113.742
6	9:38:03.740	59.503	20.431	22.614	16.458	124.044	112.976	6	9:38:25.567	1:02.146	21.317	23.660	17.169	120.049	112.976
7	9:39:04.006	1:00.266	21.482	22.386	16.398	122.908	114.910	7	9:39:29.016	1:03.449	21.274	25.027	17.148	117.526	112.976
8	9:40:03.555	59.549	19.812	23.142	16.595	122.459	113.357	8	9:40:31.592	1:02.576	20.824	24.057	17.695	117.321	111.290
(99) Callum GRIGOR								(11) Patrick FORMAN							
1	9:33:30.941			25.576	17.983	115.504	113.742	1	9:32:59.387			24.682	17.806	111.474	109.653
2	9:34:34.439	1:03.498	22.407	23.904	17.187	119.196	114.518	2	9:34:02.531	1:03.144	21.237	24.306	17.601	115.107	109.296
3	9:35:38.520	1:04.081	22.004	24.992	17.085	115.703	114.129	3	9:35:05.794	1:03.263	21.647	24.183	17.433	118.147	112.597
4	9:36:40.339	1:01.819	20.328	23.533	17.958	121.352	114.323	4	9:36:07.765	1:01.971	20.900	23.320	17.751	119.409	108.941
5	9:37:40.287	59.948	20.207	22.682	17.059	121.572	114.129	5	9:37:10.490	1:02.725	21.067	23.841	17.817	116.709	110.374
6	9:38:39.574	59.287	19.925	22.700	16.662	122.236	114.323	6	9:38:18.146	1:07.656	20.932	24.081	22.643	114.129	38.656
7	9:39:39.891	1:00.317	20.194	23.003	17.120	124.044	113.742	(58) Barry STEWART							
8	9:40:43.624	1:03.733	19.934	23.202	20.597	121.133	36.893	1	9:33:07.896			27.523	19.650	113.549	109.296
(64) Sam MUNRO								2	9:34:15.382	1:07.486	23.152	25.381	18.953	110.193	111.846
1	9:33:00.661			25.343	19.441	103.402	94.785	3	9:35:20.937	1:05.555	22.120	24.643	18.792	118.775	111.290
2	9:34:03.549	1:02.888	21.932	23.606	17.350	117.526	111.660	4	9:36:29.217	1:08.280	23.123	25.153	20.004	118.775	103.402
3	9:35:04.721	1:01.172	20.789	23.620	16.763	118.147	112.220	5	9:37:34.310	1:05.093	22.589	24.667	17.837	120.049	111.660
4	9:36:04.509	59.788	19.922	22.991	16.875	119.196	112.786	6	9:38:39.086	1:04.776	21.798	24.096	18.882	120.480	106.183
5	9:37:04.407	59.898	20.005	23.509	16.384	122.014	112.976	7	9:39:43.246	1:04.160	22.196	24.373	17.591	119.621	110.012
6	9:38:03.715	59.308	19.887	22.610	16.811	120.480	110.922	8	9:40:45.760	1:02.514	21.062	23.712	17.740	121.572	109.474
7	9:39:03.309	59.594	19.785	22.329	17.480	120.265	109.474	(12) Graeme KERR							
8	9:40:04.377	1:01.068	20.100	23.956	17.012	120.915	110.739	1	9:33:09.368			27.698	19.640	109.474	106.689
(31) Torquill PATERSON								2	9:34:15.792	1:06.424	22.424	25.358	18.642	114.714	109.653
1	9:33:21.583			28.440	19.467	112.786	113.166	3	9:35:21.572	1:05.780	22.227	25.099	18.454	115.504	109.653
2	9:34:29.878	1:08.295	23.528	26.512	18.255	114.714	112.786	4	9:36:26.836	1:05.264	22.123	25.055	18.086	116.304	109.653
3	9:35:33.827	1:03.949	21.645	24.288	18.016	120.915	113.549	5	9:37:30.883	1:04.047	21.993	24.291	17.763	116.709	110.193
4	9:36:36.757	1:02.930	21.306	23.990	17.634	121.572	114.714	6	9:38:33.734	1:02.851	21.508	23.834	17.509	116.506	111.105
5	9:37:37.785	1:01.028	20.092	23.701	17.235	121.133	114.129	7	9:39:36.484	1:02.750	21.385	23.527	17.838	118.775	109.474
6	9:38:38.784	1:00.999	20.286	23.412	17.301	123.587	112.597	8	9:40:39.804	1:03.320	21.117	24.443	17.760	115.504	105.515
7	9:39:45.584	1:06.800	20.322	23.378	23.100	120.915	30.448	(81) Ryan WATSON							
(81) Ryan WATSON								(87) Steven ALLISON							
1	9:33:05.798			27.309	19.178	113.549	116.103	1	9:33:18.821			28.447	20.882	110.922	107.544
2	9:34:12.960	1:07.162	22.378	26.094	18.690	110.922	116.304	2	9:34:26.542	1:07.721	22.881	25.819	19.021	108.941	112.220
3	9:35:18.763	1:05.803	22.190	25.401	18.212	119.196	118.147	3	9:35:32.386	1:05.844	22.429	25.116	18.299	115.504	112.408
4	9:36:22.646	1:03.883	21.478	24.598	17.807	120.915	118.985	4	9:36:36.519	1:04.133	21.340	24.941	17.852	117.940	112.976
5	9:37:25.662	1:03.016	21.179	24.168	17.669	120.915	118.775	5	9:37:41.340	1:04.821	21.044	25.128	18.649	112.976	112.408
6	9:38:28.236	1:02.574	21.200	23.995	17.379	122.908	119.196	6	9:38:45.857	1:04.517	21.258	24.994	18.265	115.903	111.846
7	9:39:31.110	1:02.874	20.881	24.564	17.429	119.835	118.356								

Clerk of the Course :

Sig : Time :

Chief Timekeeper : Ian Sharp (SMART Timing)

Results available at www.mylaps.com and www.smart-timing.co.uk

Orbits



KMSC National Motorcycle Racing

Scottish Championship Superstock 600

Knockhill 1.267 miles

Warm Up 1

03/09/2016 09:45

Practice (10:00 Time) started at 9:31:50

Lap	Time of Day	Lap Tm	S1	S2	S3	S3Spd	SFSpd
7	9:39:49.193	1:03.336	21.037	24.674	17.625	115.504	113.742

(85) Keith DICKIE

1	9:34:44.953			25.838	18.636	107.372	110.012
2	9:35:49.655	1:04.702	21.755	24.692	18.255	112.408	112.597
3	9:36:53.945	1:04.290	21.226	24.483	18.581	107.372	110.739
4	9:37:57.671	1:03.726	21.159	24.449	18.118	112.976	113.166
5	9:39:01.327	1:03.656	21.217	24.341	18.098	114.323	113.549
6	9:40:06.104	1:04.777	21.251	25.319	18.207	112.220	112.786

(35) Kevin GILES

1	9:33:07.224			27.326	19.732	113.357	109.296
2	9:34:14.166	1:06.942	22.223	25.492	19.227	114.714	107.030
3	9:35:20.733	1:06.567	22.617	25.038	18.912	117.116	108.413
4	9:36:26.364	1:05.631	22.177	25.066	18.388	117.116	110.374
5	9:37:31.347	1:04.983	21.810	24.468	18.705	117.733	110.193
6	9:38:36.073	1:04.726	22.207	24.453	18.066	116.709	110.012
7	9:39:41.553	1:05.480	21.792	24.633	19.055	116.304	109.832
8	9:40:45.468	1:03.915	21.691	24.409	17.815	118.147	108.588

(28) Paul BOWERBANK

1	9:33:04.742			26.588	18.504	116.304	111.846
2	9:34:09.129	1:04.387	21.338	24.794	18.255	117.526	112.976
3	9:35:13.334	1:04.205	21.310	24.864	18.031	118.356	112.408
4	9:36:18.297	1:04.963	21.489	25.286	18.188	116.709	111.660
5	9:37:23.142	1:04.845	21.522	25.074	18.249	116.506	112.597
6	9:38:27.325	1:04.183	21.275	24.818	18.090	118.565	112.597
7	9:39:31.707	1:04.382	21.191	25.062	18.129	114.323	112.033
8	9:40:36.159	1:04.452	21.355	24.806	18.291	113.935	111.846

(72) Peter DUNCAN

1	9:33:17.902			29.218	21.862	93.595	111.105
2	9:34:26.269	1:08.367	23.426	25.978	18.963	107.544	112.597
3	9:35:33.719	1:07.450	22.435	26.145	18.870	112.408	113.357
4	9:36:40.184	1:06.465	22.571	25.568	18.326	114.910	112.976
5	9:37:45.443	1:05.259	21.945	25.088	18.226	116.709	112.786
6	9:38:50.450	1:05.007	21.752	24.910	18.345	117.321	111.474
7	9:39:56.175	1:05.725	22.206	25.487	18.032	117.733	111.846

(79) Ashley ROBSON

1	9:33:20.653			28.493	21.444	103.561	101.832
2	9:34:32.879	1:12.226	24.186	28.009	20.031	106.015	103.084
3	9:35:42.855	1:09.976	24.484	26.494	18.998	107.372	107.201
4	9:36:48.771	1:05.916	22.349	25.340	18.227	109.118	108.413
5	9:37:55.050	1:06.279	22.421	25.624	18.234	107.717	108.064
6	9:39:00.261	1:05.211	22.126	25.140	17.945	110.374	108.064
7	9:40:05.867	1:05.606	21.922	25.014	18.670	110.739	105.184

(89) David MUNRO

1	9:33:19.491			28.787	21.640	99.272	105.848
2	9:34:31.948	1:12.457	24.834	27.791	19.832	108.064	110.374
3	9:35:40.376	1:08.428	23.507	25.912	19.009	111.105	110.012
4	9:36:47.999	1:07.623	22.783	25.979	18.861	115.703	110.193
5	9:37:53.811	1:05.812	22.422	25.050	18.340	112.786	110.193
6	9:38:59.174	1:05.363	22.254	24.679	18.430	114.910	110.193
7	9:40:05.501	1:06.327	21.873	25.113	19.341	116.506	109.832

(27) Andy DONALD

1	9:33:16.472			29.320	20.754	97.967	107.201
2	9:34:25.710	1:09.238	24.243	26.173	18.822	108.064	110.739
3	9:35:32.962	1:07.252	22.438	25.661	19.153	112.408	111.474
4	9:36:40.728	1:07.766	22.708	26.092	18.966	114.518	112.220
5	9:37:47.496	1:06.768	22.450	25.937	18.381	114.910	110.374
6	9:38:53.770	1:06.274	22.560	25.239	18.475	117.116	112.220
7	9:40:06.084	1:12.314	22.719	25.742	23.853	114.323	28.220

Lap	Time of Day	Lap Tm	S1	S2	S3	S3Spd	SFSpd
-----	-------------	--------	----	----	----	-------	-------

(54) Ross KIRTON

1	9:33:19.422			29.119	22.146	106.183	103.242
2	9:34:31.902	1:12.480	24.512	27.753	20.215	101.987	106.351
3	9:35:44.593	1:12.691	24.299	27.396	20.996	112.408	98.979
4	9:36:54.052	1:09.459	23.687	26.192	19.580	110.739	105.349
5	9:38:02.428	1:08.376	23.646	25.976	18.754	112.033	108.064
6	9:39:18.259	1:15.831	25.380	28.755	21.696	106.689	95.459
7	9:40:38.153	1:19.894	24.212	27.336	28.346	101.371	31.895

(855) Graeme CHARNLEY

1	9:33:15.373			29.349	21.051	92.690	108.238
2	9:34:27.057	1:11.684	23.864	27.425	20.395	100.762	108.588
3	9:35:50.129	1:23.072	25.252	29.185	28.635	91.303	31.835
4	9:38:08.819	2:18.690	1:32.214	26.854	19.622	106.520	107.717
5	9:39:17.834	1:09.015	23.028	26.594	19.393	103.561	105.515
6	9:40:26.927	1:09.093	23.176	26.663	19.254	106.015	106.015

(7) Titus MacINTOSH

1	9:33:28.513			33.079	23.221	76.607	90.320
2	9:34:44.718	1:16.205	26.483	29.044	20.678	93.857	96.558
3	9:35:58.350	1:13.632	25.130	28.211	20.291	97.540	99.272
4	9:37:10.857	1:12.507	25.357	27.927	19.223	100.460	101.678
5	9:38:22.213	1:11.356	24.462	27.663	19.231	101.524	98.111
6	9:39:32.784	1:10.571	24.175	26.708	19.688	102.611	97.257
7	9:40:42.940	1:10.156	24.009	26.953	19.194	100.914	96.976

(184) Ryan GIBSON

1	9:33:25.957			30.123	31.576	82.139	24.600
---	-------------	--	--	--------	--------	--------	--------

Clerk of the Course :

Sig : Time :

Chief Timekeeper : Ian Sharp (SMART Timing)

Results available at www.mylaps.com and www.smart-timing.co.uk

Printed: 05/09/2016 17:20:13

Orbits



Qualifying Results

KMSC National Motorcycle Racing

Sorted on best lap time

KMSC Open Post Classics / Classics

Knockhill 1.267 miles

Warm Up 1

03/09/2016 10:00

Practice (10:00 Time) started at 9:42:20

Pos	No.	Name	Make/Model	CC	Class	Laps	Best Tm	In Lap	Diff	Avg. Speed
1	48	Mark BOWRAN	Honda	CBR600	PC	7	1:09.093	7		61.026
2	87	Jodie CHALK	Honda	CBR500	PC	4	1:10.204	3	1.111	59.908
3	51	Neil MUNRO	Honda	CBR500	PC	7	1:10.571	7	1.478	60.413
4	111	Jimmy SHANKS	Honda	CB500	PC	3	1:12.004	2	2.911	61.643
5	12	Dan JAMES	Ducati	620	PC	6	1:12.165	5	3.072	59.113
6	25	Andrew KIRKWOOD	Honda	CB500	PC	7	1:13.152	7	4.059	60.842
7	117	Lianne MAYHEW	Kawasaki	ZX6R 400	SL	6	1:15.989	6	6.896	56.274
8	3	Ian RUSSELL	Honda	NSR250	PC	6	1:24.382	5	15.289	50.398

Clerk of the Course :

Sig : Time :

Chief Timekeeper : Ian Sharp (SMART Timing)

Results available at www.mylaps.com and www.smart-timing.co.uk

Printed: 05/09/2016 12:51:55

Orbits



KMSC National Motorcycle Racing

KMSC Open Post Classics / Classics

Knockhill 1.267 miles

Warm Up 1

03/09/2016 10:00

Practice (10:00 Time) started at 9:42:20

Lap	Time of Day	Lap Tm	S1	S2	S3	S3Spd	SFSpd	Lap	Time of Day	Lap Tm	S1	S2	S3	S3Spd	SFSpd
(48) Mark BOWRAN															
1	9:43:59.433			34.536	21.264	79.700	93.076								
2	9:45:12.515	1:13.082	25.225	27.345	20.512		92.054								
3	9:46:23.216	1:10.701	24.579	26.931	19.191		94.919								
4	9:47:35.408	1:12.192	24.634	27.417	20.141		92.054								
5	9:48:45.353	1:09.945	23.714	26.947	19.284		92.435								
6	9:49:54.815	1:09.462	24.086	26.157	19.219		93.465								
7	9:51:03.908	1:09.093	23.762	25.783	19.548	101.066	93.988								
(87) Jodie CHALK															
1	9:43:42.865			28.155	20.287	96.281	90.198								
2	9:44:55.315	1:12.450	24.463	28.027	19.960	94.651	90.564								
3	9:46:05.519	1:10.204	23.388	27.083	19.733	98.688	91.055								
4	9:47:25.270	1:19.751	24.587	29.069	26.095	92.690	30.897								
(51) Neil MUNRO															
1	9:43:49.331			31.701	22.339	87.952	90.564								
2	9:45:07.267	1:17.936	25.951	30.695	21.290	93.857	92.947								
3	9:46:22.491	1:15.224	24.899	29.473	20.852	97.540	93.595								
4	9:47:34.918	1:12.427	23.952	28.387	20.088	98.111	93.595								
5	9:48:46.657	1:11.739	23.605	28.380	19.754	101.066	94.785								
6	9:49:58.649	1:11.992	23.833	27.773	20.386	101.987	95.053								
7	9:51:09.220	1:10.571	23.366	27.442	19.763	101.066	93.595								
(111) Jimmy SHANKS															
1	9:43:37.107			28.279	21.034	88.884	83.780								
2	9:44:49.111	1:12.004	24.221	27.144	20.639	91.928	84.732								
3	9:46:02.706	1:13.595	23.858	26.784	22.953	92.818	30.311								
(12) Dan JAMES															
1	9:43:51.508			29.812	21.662	89.477	84.412								
2	9:45:08.252	1:16.744	26.175	28.791	21.778	90.077	87.952								
3	9:46:22.776	1:14.524	24.792	29.078	20.654	93.726	87.040								
4	9:47:36.197	1:13.421	24.074	28.334	21.013	94.120	86.702								
5	9:48:48.362	1:12.165	23.960	27.663	20.542	93.076	86.146								
6	9:50:03.686	1:15.324	23.953	27.575	23.796	94.252	34.151								
(25) Andrew KIRKWOOD															
1	9:43:41.459			29.488	22.444	86.368	80.561								
2	9:44:56.375	1:14.916	25.197	28.651	21.068	90.320	80.950								
3	9:46:10.391	1:14.016	24.190	28.568	21.258	88.183	81.639								
4	9:47:23.671	1:13.280	24.196	28.179	20.905	88.767	80.755								
5	9:48:37.833	1:14.162	24.872	28.355	20.935	88.183	81.938								
6	9:49:52.346	1:14.513	25.816	28.193	20.504	88.532	81.639								
7	9:51:05.498	1:13.152	24.132	27.827	21.193	89.957	82.645								
(117) Lianne MAYHEW															
1	9:43:59.813			34.328	22.319	85.270	83.989								
2	9:45:18.600	1:18.787	26.570	30.409	21.808	90.442	83.054								
3	9:46:36.520	1:17.920	25.915	30.111	21.894	90.564	82.543								
4	9:47:54.126	1:17.606	26.090	29.856	21.660	89.120	84.412								
5	9:49:11.047	1:16.921	25.573	29.605	21.743	87.722	83.467								
6	9:50:27.036	1:15.989	25.773	29.251	20.965	90.809	84.200								
(3) Ian RUSSELL															
1	9:44:07.969			38.815	26.522	77.224	83.054								
2	9:45:38.143	1:30.174	31.774	33.932	24.468	90.932	80.853								
3	9:47:07.931	1:29.788	30.970	34.030	24.788	89.002	84.412								
4	9:48:34.761	1:26.830	30.217	32.902	23.711	91.303	85.379								
5	9:49:59.143	1:24.382	29.115	31.761	23.506	92.690	84.839								
6	9:51:23.738	1:24.595	29.181	31.612	23.802	90.932	84.412								

Clerk of the Course :

Sig : Time :

Chief Timekeeper : Ian Sharp (SMART Timing)

Results available at www.mylaps.com and www.smart-timing.co.uk

Printed: 05/09/2016 12:52:34

Orbits



Qualifying Results

KMSC National Motorcycle Racing

Sorted on best lap time

Scottish Championship Superbikes & KMSC Clubman

Knockhill 1.267 miles

Warm Up 1

03/09/2016 10:15

Practice (10:00 Time) started at 9:53:19

Pos	No.	Name	Make/Model	CC	Class	Laps	Best Tm	In Lap	Diff	Avg. Speed
1	155	Scott SHAND	Yamaha	YZF R1	SB	8	57.805	7		75.826
2	3	Adrian CLARK	Kawasaki	ZX10R	SB	8	58.058	6	0.253	76.357
3	55	Donald MacFADYEN	BMW	S1000RR	SB	8	58.365	7	0.560	75.074
4	17	Matthew PAULO	Yamaha	R1	SB	8	59.753	8	1.948	70.726
5	31	Torquill PATERSON	MV Agusta	F3 800	SB	8	59.990	8	2.185	69.442
6	22	Steven WATSON	Suzuki	GSXR750	C	7	59.993	6	2.188	64.841
7	33	Graeme BODEL	BMW	S1000RR	C	8	1:00.067	6	2.262	69.329
8	34	John DEAN	Suzuki	GSXR1000K9	SB	8	1:00.121	7	2.316	71.911
9	94	Greg GILFILLAN	Kawasaki	ZX10R	SB	8	1:00.396	7	2.591	69.371
10	119	Kristopher DUNCAN	Kawasaki	ZX10	SB	8	1:00.661	7	2.856	70.040
11	79	Bruce BIRNIE	BMW	S1000RR	SB	8	1:00.868	7	3.063	70.038
12	4	Daniel MacLEAN	Kawasaki	ZX10R	C	7	1:01.194	5	3.389	65.150
13	71	Gavin JONES	Honda	CBR1000RR	C	8	1:01.285	7	3.480	69.709
14	7	James LAING	BMW	S1000RR	SB	8	1:01.601	8	3.796	71.414
15	2	Adam LYON	Yamaha	R6	C	7	1:02.070	7	4.265	66.710
16	77	Angus MEARNS	Yamaha	R6 600	C	7	1:02.221	7	4.416	66.646
17	63	Kenny PATERSON	BMW	S1000RR	C	5	1:02.627	4	4.822	69.256
18	82	Geraint JONES	Suzuki	GSXR1000	C	7	1:02.707	6	4.902	66.815
19	105	James VEVERS	Kawasaki	ZX10R	SB	7	1:03.167	7	5.362	63.879
20	69	Rodney SCOTT	BMW	S1000RR	C	7	1:03.350	6	5.545	67.408
21	67	Des BURNS	Kawasaki	ZX10R	C	6	1:03.748	5	5.943	67.359
22	26	Steven MacINTYRE	Suzuki	GSXR1000	C	7	1:05.016	6	7.211	66.843
23	122	David SUDES	Suzuki	GSXR 1000	C	5	1:05.351	5	7.546	43.470
24	5	Kyle DUNCAN	Ducati		SB	7	1:05.546	4	7.741	65.527
25	36	Craig MARTIN	Honda	CBR900 RR-Y	C	7	1:05.573	7	7.768	62.578
26	144	Aran SADLER	Kawasaki	ZX10	C	6	1:05.984	6	8.179	52.292
27	6	Calum MacLEAN	Suzuki	GSXR1000	C	7	1:09.052	6	11.247	61.472
28	23	Alex MacLEOD	Suzuki	GSXR	C	4	1:14.148	2	16.343	57.139

Clerk of the Course :


Sig : Time :

Chief Timekeeper : Ian Sharp (SMART Timing)

Results available at www.mylaps.com and www.smart-timing.co.uk

Printed: 05/09/2016 17:10:33

Orbits



KMSC National Motorcycle Racing

Scottish Championship Superbikes & KMSC Clubman

Knockhill 1.267 miles

Warm Up 1

03/09/2016 10:15

Practice (10:00 Time) started at 9:53:19

Lap	Time of Day	Lap Tm	S1	S2	S3	S3Spd	SFSpd
(155) Scott SHAND							
1	9:54:26.197			23.657	17.033	119.196	124.273
2	9:55:25.764	59.567	20.002	22.848	16.717	124.968	122.459
3	9:56:24.659	58.895	19.801	22.617	16.477	124.735	122.908
4	9:57:25.003	1:00.344	19.576	22.295	18.473	127.824	112.220
5	9:58:25.731	1:00.728	19.812	24.203	16.713	121.352	123.587
6	9:59:23.908	58.177	19.304	22.293	16.580	125.201	122.683
7	10:00:21.713	57.805	19.191	22.300	16.314	127.098	124.968
8	10:01:20.442	58.729	19.764	22.467	16.498	122.236	123.360

Lap	Time of Day	Lap Tm	S1	S2	S3	S3Spd	SFSpd
(3) Adrian CLARK							
1	9:54:23.633			24.400	16.643	123.815	126.618
2	9:55:22.924	59.291	20.054	22.948	16.289	126.142	125.905
3	9:56:21.459	58.535	19.428	22.547	16.560	124.735	124.735
4	9:57:21.681	1:00.222	20.904	22.999	16.319	120.480	124.968
5	9:58:21.405	59.724	19.255	24.219	16.250	125.201	126.142
6	9:59:19.463	58.058	19.432	22.370	16.256	126.380	127.098
7	10:00:17.912	58.449	19.151	22.774	16.524	121.352	125.670
8	10:01:17.093	59.181	19.365	22.646	17.170	126.142	124.273

Lap	Time of Day	Lap Tm	S1	S2	S3	S3Spd	SFSpd
(55) Donald MacFADYEN							
1	9:54:24.694			24.172	16.941	119.621	126.618
2	9:55:25.149	1:00.455	20.557	22.998	16.900	127.824	125.905
3	9:56:24.552	59.403	20.126	22.787	16.490	129.302	124.735
4	9:57:24.693	1:00.141	20.272	23.134	16.735	130.306	124.735
5	9:58:26.824	1:02.131	19.756	24.985	17.390	114.323	125.201
6	9:59:25.417	58.593	19.617	22.698	16.278	131.842	126.380
7	10:00:23.782	58.365	19.470	22.631	16.264	132.362	125.435
8	10:01:25.262	1:01.480	20.211	24.252	17.017	126.618	122.683

Lap	Time of Day	Lap Tm	S1	S2	S3	S3Spd	SFSpd
(17) Matthew PAULO							
1	9:54:45.290			26.684	18.007	114.714	121.572
2	9:55:49.689	1:04.399	23.038	24.274	17.087	123.360	123.360
3	9:56:51.781	1:02.092	21.141	23.852	17.099	123.587	123.587
4	9:57:52.643	1:00.862	20.928	23.201	16.733	129.302	119.835
5	9:58:53.366	1:00.723	20.765	22.911	17.047	126.142	123.587
6	9:59:55.249	1:01.883	21.971	23.321	16.591	129.551	124.504
7	10:00:55.385	1:00.136	20.298	23.137	16.701	129.302	121.792
8	10:01:55.138	59.753	19.621	22.882	17.250	129.053	121.572

Lap	Time of Day	Lap Tm	S1	S2	S3	S3Spd	SFSpd
(31) Torquill PATERSON							
1	9:54:50.266			27.923	18.897	109.296	114.714
2	9:55:55.287	1:05.021	22.165	25.079	17.777		114.910
3	9:56:57.818	1:02.531	20.997	23.962	17.572	124.968	118.565
4	9:57:59.592	1:01.774	20.676	23.569	17.529	125.670	120.915
5	9:59:02.028	1:02.436	20.331	23.391	18.714	118.775	112.976
6	10:00:03.780	1:01.752	20.893	23.654	17.205	126.142	118.356
7	10:01:04.690	1:00.910	20.769	23.366	16.775	127.339	119.621
8	10:02:04.680	59.990	19.834	23.270	16.886	127.824	119.196

Lap	Time of Day	Lap Tm	S1	S2	S3	S3Spd	SFSpd
(22) Steven WATSON							
1	9:55:14.560			26.618	18.402	113.166	118.147
2	9:56:19.640	1:05.080	22.232	25.211	17.637	119.409	113.935
3	9:57:22.425	1:02.785	21.913	23.709	17.163	123.815	121.792
4	9:58:28.565	1:06.140	20.685	26.548	18.907	109.296	114.910
5	9:59:31.346	1:02.781	22.270	23.791	16.720	120.915	121.792
6	10:00:31.339	59.993	20.310	23.080	16.603	125.670	122.014
7	10:01:31.622	1:00.283	20.376	23.161	16.746	126.857	113.549

Lap	Time of Day	Lap Tm	S1	S2	S3	S3Spd	SFSpd
(33) Graeme BODEL							
1	9:54:50.546			27.638	18.954	110.012	115.504
2	9:55:57.743	1:07.197	22.255	25.984	18.958	110.739	116.912
3	9:57:00.708	1:02.965	21.538	24.385	17.042	119.621	119.621
4	9:58:01.615	1:00.907	20.414	23.570	16.923	126.380	122.236
5	9:59:04.680	1:03.065	21.049	25.210	16.806	113.357	121.572

Lap	Time of Day	Lap Tm	S1	S2	S3	S3Spd	SFSpd
6	10:00:04.747	1:00.067	20.120	23.166	16.781	124.735	122.014
7	10:01:05.294	1:00.547	20.325	23.344	16.878	127.098	122.459
8	10:02:05.539	1:00.245	20.070	23.408	16.767	127.581	121.352

Lap	Time of Day	Lap Tm	S1	S2	S3	S3Spd	SFSpd
(34) John DEAN							
1	9:54:33.084			26.699	18.011	110.922	122.683
2	9:55:37.215	1:04.131	21.945	24.776	17.410	122.236	124.968
3	9:56:40.386	1:03.171	21.446	24.134	17.591	125.905	123.360
4	9:57:42.174	1:01.788	21.339	23.596	16.853	128.068	124.968
5	9:58:43.668	1:01.494	20.626	23.323	17.545	125.435	124.044
6	9:59:45.881	1:02.213	20.665	24.615	16.933	125.670	124.273
7	10:00:46.002	1:00.121	20.225	23.269	16.627	130.814	124.504
8	10:01:46.639	1:00.637	20.548	23.302	16.787	130.053	123.587

Lap	Time of Day	Lap Tm	S1	S2	S3	S3Spd	SFSpd
(94) Greg GILFILLAN							
1	9:54:47.804			28.651	19.638	101.987	124.735
2	9:55:55.610	1:07.806	23.341	26.866	17.599	116.709	121.792
3	9:56:58.807	1:03.197	21.564	24.427	17.206	122.683	123.360
4	9:58:01.051	1:02.244	21.083	24.200	16.961	126.618	123.133
5	9:59:03.056	1:02.005	21.288	24.011	16.706	125.905	124.504
6	10:00:03.730	1:00.674	20.435	23.358	16.881	130.053	122.683
7	10:01:04.126	1:00.396	20.381	23.539	16.476	129.802	123.815
8	10:02:05.218	1:01.092	20.062	23.547	17.483	128.068	116.103

Lap	Time of Day	Lap Tm	S1	S2	S3	S3Spd	SFSpd
(119) Kristopher DUNCAN							
1	9:54:44.079			27.865	18.481	114.129	118.565
2	9:55:49.245	1:05.166	22.682	25.382	17.102	119.196	123.587
3	9:56:53.810	1:04.565	21.901	24.673	17.991	119.835	122.459
4	9:57:55.589	1:01.779	21.256	23.897	16.626	125.201	124.504
5	9:58:57.101	1:01.512	21.004	23.852	16.656	126.380	125.201
6	9:59:58.221	1:01.120	20.635	23.521	16.964	125.905	123.587
7	10:00:58.882	1:00.661	20.493	23.521	16.647	128.805	126.857
8	10:02:00.196	1:01.314	20.795	23.752	16.767	128.805	124.735

Lap	Time of Day	Lap Tm	S1	S2	S3	S3Spd	SFSpd
(79) Bruce BIRNIE							
1	9:54:43.181			27.790	18.845	113.549	118.775
2	9:55:48.967	1:05.786	22.680	25.829	17.277	120.915	121.352
3	9:56:53.536	1:04.569	21.425	24.850	18.294	118.356	121.572
4	9:57:54.873	1:01.337	20.918	23.684	16.735	123.815	122.236
5	9:58:56.467	1:01.594	21.261	23.727	16.606	122.908	123.587
6	9:59:57.691	1:01.224	20.441	23.495	17.288	127.339	122.683
7	10:00:58.559	1:00.868	20.448	23.499	16.921	126.857	122.459
8	10:02:00.206	1:01.647	20.460	24.024	17.163	121.792	120.697

Lap	Time of Day	Lap Tm	S1	S2	S3	S3Spd	SFSpd
(4) Daniel MacLEAN							
1	9:54:35.413			26.442	18.666	111.105	122.236
2	9:55:40.170	1:04.757	22.022	24.746	17.989	113.549	123.587
3	9:56:45.067	1:04.897	21.866	25.004	18.027	111.474	123.815
4	9:57:48.966	1:03.899	21.860	24.375	17.664	119.409	122.459
5	9:58:50.160	1:01.194	20.613	23.714	16.867	123.587	124.735
6	9:59:54.940</						

KMSC National Motorcycle Racing

Scottish Championship Superbikes & KMSC Clubman

Knockhill 1.267 miles

Warm Up 1

03/09/2016 10:15

Practice (10:00 Time) started at 9:53:19

Lap	Time of Day	Lap Tm	S1	S2	S3	S3Spd	SFSpd
3	9:56:37.668	1:03.315	21.709	24.401	17.205	118.985	122.236
4	9:57:40.259	1:02.591	21.394	24.271	16.926	120.480	122.683
5	9:58:42.309	1:02.050	20.998	24.094	16.958	119.409	123.815
6	9:59:46.047	1:03.738	21.769	24.889	17.080	120.480	123.360
7	10:00:48.569	1:02.522	21.209	23.835	17.478	123.360	121.792
8	10:01:50.170	1:01.601	20.899	23.729	16.973	122.236	121.792

(2) Adam LYON

1	9:54:51.787			29.154	19.686	106.015	115.703
2	9:55:59.202	1:07.415	23.230	25.877	18.308	115.903	117.940
3	9:57:05.204	1:06.002	22.246	25.470	18.286	118.565	117.321
4	9:58:09.439	1:04.235	21.639	24.867	17.729	121.572	117.940
5	9:59:13.592	1:04.153	21.388	24.801	17.964	124.273	118.356
6	10:00:15.755	1:02.163	20.807	24.141	17.215	124.735	117.940
7	10:01:17.825	1:02.070	20.782	23.988	17.300	124.968	119.621

(77) Angus MEARNS

1	9:54:45.795			28.769	19.513	103.084	112.976
2	9:55:56.830	1:11.035	24.156	28.199	18.680	107.544	115.305
3	9:57:04.538	1:07.708	23.290	26.086	18.332	110.012	115.703
4	9:58:08.114	1:03.576	21.777	24.458	17.341	119.621	116.304
5	9:59:12.968	1:04.854	22.602	24.699	17.553	117.526	116.506
6	10:00:16.063	1:03.095	21.098	24.426	17.571	118.985	116.304
7	10:01:18.284	1:02.221	20.930	23.920	17.371	122.236	117.733

(63) Kenny PATERSON

1	9:54:30.184			25.624	17.923	112.597	117.733
2	9:55:34.933	1:04.749	22.488	24.727	17.534	118.147	120.265
3	9:56:38.255	1:03.322	21.486	24.564	17.272	120.265	121.572
4	9:57:40.882	1:02.627	21.348	24.289	16.990	120.480	121.352
5	9:58:48.515	1:07.633	20.904	24.063	22.666	116.912	35.601

(82) Geraint JONES

1	9:54:47.189			29.536	19.214	102.611	120.480
2	9:55:58.201	1:11.012	23.610	27.821	19.581	108.941	116.103
3	9:57:04.275	1:06.074	22.586	25.723	17.765	117.321	118.147
4	9:58:07.659	1:03.384	21.453	24.245	17.686	118.985	117.526
5	9:59:10.978	1:03.319	21.346	24.542	17.431	122.236	119.621
6	10:00:13.685	1:02.707	21.148	24.274	17.285	121.572	119.621
7	10:01:17.077	1:03.392	21.249	24.301	17.842	121.133	118.147

(105) James VEVERS

1	9:55:01.602			32.274	20.322	101.218	116.304
2	9:56:11.977	1:10.375	23.788	27.962	18.625	112.220	118.775
3	9:57:18.129	1:06.152	22.271	25.891	17.990	113.357	118.775
4	9:58:28.417	1:10.288	22.376	28.875	19.037	112.220	119.835
5	9:59:32.384	1:03.967	21.375	24.734	17.858	117.116	119.621
6	10:00:35.873	1:03.489	21.287	24.463	17.739	124.273	119.196
7	10:01:39.040	1:03.167	21.267	24.395	17.505	118.356	119.621

(69) Rodney SCOTT

1	9:54:43.951			29.100	20.371	96.836	115.703
2	9:55:50.958	1:07.007	22.416	26.255	18.336	113.742	121.133
3	9:56:54.715	1:03.757	21.210	24.509	18.038	120.049	123.815
4	9:57:59.797	1:05.082	21.520	24.666	18.896	117.940	123.815
5	9:59:05.409	1:05.612	22.223	25.370	18.019	121.572	125.201
6	10:00:08.759	1:03.350	20.637	24.496	18.217	118.985	123.133
7	10:01:12.874	1:04.115	21.228	24.857	18.030	116.709	122.459

(67) Des BURNS

1	9:54:33.849			26.355	18.488	106.520	120.265
2	9:55:39.480	1:05.631	22.350	25.233	18.048	111.474	120.480
3	9:56:44.497	1:05.017	22.121	25.174	17.722	108.064	119.835
4	9:57:49.210	1:04.713	21.995	24.698	18.020	114.129	121.352
5	9:58:52.958	1:03.748	21.614	24.727	17.407	110.012	122.236
6	10:00:05.502	1:12.544	21.979	24.526	26.039	110.374	24.873

(26) Steven MacINTYRE

1	9:54:37.787			26.941	19.369	108.064	109.474
2	9:55:45.078	1:07.291	22.600	26.184	18.507	112.220	110.012
3	9:56:53.398	1:08.320	22.758	26.981	18.581	106.183	110.374
4	9:57:59.362	1:05.964	22.075	24.944	18.945	110.012	112.220
5	9:59:06.266	1:06.904	22.281	26.207	18.416	110.739	113.357
6	10:00:11.282	1:05.016	21.700	25.220	18.096	115.903	110.193
7	10:01:16.872	1:05.590	22.428	24.905	18.257	114.714	112.597

(122) David SUDDER

1	9:55:18.631			31.903	28.746	91.179	31.403
2	9:58:44.560	3:25.929	2:39.029	27.395	19.505	104.692	109.653
3	9:59:52.433	1:07.873	22.214	26.744	18.915	107.372	113.742
4	10:00:58.494	1:06.061	21.761	26.113	18.187	110.922	116.103
5	10:02:03.845	1:05.351	21.936	24.873	18.542	113.935	115.504

(5) Kyle DUNCAN

1	9:54:45.045			28.373	18.777	110.556	109.832
2	9:55:55.320	1:10.275	24.571	26.859	18.845	115.504	109.296
3	9:57:01.919	1:06.599	22.840	25.371	18.388	117.526	110.374
4	9:58:07.465	1:05.546	22.056	24.921	18.569	118.775	108.064
5	9:59:14.288	1:06.823	22.795	24.968	19.060	118.775	109.118
6	10:00:20.128	1:05.840	22.110	25.108	18.622	117.940	110.556
7	10:01:26.470	1:06.342	22.911	25.064	18.367	118.985	110.193

(36) Craig MARTIN

1	9:54:52.929			30.013	21.543	96.976	101.987
2	9:56:05.942	1:13.013	25.237	27.876	19.900	105.349	103.721
3	9:57:15.094	1:09.152	23.482	26.035	19.635	110.922	106.520
4	9:58:29.277	1:14.183	24.638	28.374	21.171	104.529	106.859
5	9:59:37.708	1:08.431	23.288	26.221	18.922	108.588	107.544
6	10:00:43.854	1:06.146	22.427	25.275	18.444	112.597	106.520
7	10:01:49.427	1:05.573	22.318	25.083	18.172	112.408	106.351

(144) Aran SADLER

1	9:56:17.918			31.435	21.430	94.518	112.408
2	9:57:30.182	1:12.264	24.594	28.026	19.644	105.349	114.910
3	9:58:41.538	1:11.356	23.298	28.784	19.274	106.689	114.910
4	9:59:49.706	1:08.168	22.258	27.333	18.577	116.709	115.305
5	10:00:56.581	1:06.875	22.185	26.406	18.284	119.835	117.116
6	10:02:02.565	1:05.984	21.848	25.934	18.202	119.835	117.116

(6) Calum MacLEAN

1	9:54:49.881			30.570	22.160	87.837	112.786
2	9:56:03.502	1:13.621	25.808	27.637	20.176	103.402	115.107
3	9:57:14.430	1:10.928	23.809	26.761	20.358	101.832	114.714
4	9:58:28.002	1:13.572	24.997	28.246	20.329	102.454	116.912
5	9:59:39.556	1:11.554	24.159	27.347	20.048	103.402	115.903
6	10:00:48.608	1:09.052	23.204	26.031	19.817	101.371	115.903
7	10:01:58.605	1:09.997	23.899	26.686	19.412	104.856	115.903

(23) Alex MacLEOD

1	9:54:44.146			29.136	21.069	98.111	108.064
2	9:55:58.294	1:14.148	25.218	28.255	20.675	101.066	108.413
3	9:57:13.802	1:15.508	25.996	28.639	20.873	98.543	108.764
4	9:58:38.519	1:24.717	25.215	30.906	28.596	88.884	27.147

Clerk of the Course :

Sig : Time :

Chief Timekeeper : Ian Sharp (SMART Timing)

Results available at www.mylaps.com and www.smart-timing.co.uk

Printed: 05/09/2016 17:09:06

Orbits



Qualifying Results

KMSC National Motorcycle Racing

Sorted on best lap time

KMSC 125's

Knockhill 1.267 miles

Warm Up 1

03/09/2016 10:30

Practice (10:00 Time) started at 10:04:05

Pos	No.	Name	Make/Model	CC	Class	Laps	Best Tm	In Lap	Diff	Avg. Speed
1	9	Rishon HICKEY	Aprilia	RS125	F125	7	1:10.733	5		60.200
2	27	James McLAREN	Aprilia	RS125	F125	6	1:11.452	5	0.719	56.187
3	44	Murray PATTISON	Aprilia	RS125	F125	7	1:11.884	7	1.151	60.308
4	23	Keirin KELLAS	Aprilia	RS125	F125	6	1:16.098	6	5.365	55.931
5	20	Jack HART	Aprilia	RS125	F125	6	1:16.892	6	6.159	54.307
6	47	Joel BAVIDGE	Aprilia	RS125	F125	6	1:18.829	6	8.096	53.561
7	21	Marc GIBSON	Aprilia	RS125	F125	4	1:24.068	3	13.335	49.385
8	16	Mia KELLAS	Aprilia	RS125	F125	4	1:33.528	2	22.795	46.459
9	8	Cameron McPHERSON	Aprilia	RS125	F125			0		-

Clerk of the Course :

Sig : Time :

Chief Timekeeper : Ian Sharp (SMART Timing)

Results available at www.mylaps.com and www.smart-timing.co.uk

Printed: 05/09/2016 12:38:37

Orbits



KMSC National Motorcycle Racing

KMSC 125's

Knockhill 1.267 miles

Warm Up 1

03/09/2016 10:30

Practice (10:00 Time) started at 10:04:05

Lap	Time of Day	Lap Tm	S1	S2	S3	S3Spd	SFSpd	Lap	Time of Day	Lap Tm	S1	S2	S3	S3Spd	SFSpd
(9) Rishon HICKEY															
1	10:05:41.191				22.610		71.927								
2	10:06:57.115	1:15.924			21.761		72.943								
3	10:08:09.836	1:12.721			21.223		73.826								
4	10:09:21.985	1:12.149			21.181		72.943								
5	10:10:32.718	1:10.733			20.779		73.826								
6	10:11:43.592	1:10.874	23.359	26.527	20.988		72.081								
7	10:12:55.538	1:11.946	23.476	27.766	20.704		73.583								
(27) James McLAREN															
1	10:05:43.362			29.622	28.320		34.397								
2	10:07:19.881	1:36.519	47.867	27.870	20.782	84.839	76.259								
3	10:08:35.067	1:15.186	25.624	28.004	21.558	84.732	73.989								
4	10:09:48.486	1:13.419	25.392	27.442	20.585	85.379	76.519								
5	10:10:59.938	1:11.452	23.537	27.553	20.362	83.675	76.694								
6	10:12:12.242	1:12.304	24.254	27.670	20.380	84.412	75.914								
(44) Murray PATTISON															
1	10:05:28.835			29.604	23.368	78.857	71.773								
2	10:06:46.103	1:17.268	25.502	28.983	22.783	78.672	69.254								
3	10:08:01.434	1:15.331	24.980	28.197	22.154	81.244	74.316								
4	10:09:15.022	1:13.588	24.434	27.915	21.239	81.938	74.981								
5	10:10:29.423	1:14.401	24.126	27.465	22.810	83.885	74.234								
6	10:11:42.707	1:13.284	24.134	27.867	21.283	81.244	74.981								
7	10:12:54.591	1:11.884	23.538	27.343	21.003	83.260	75.148								
(23) Keirin KELLAS															
1	10:05:41.000			32.748	28.606	50.762	55.645								
2	10:07:03.576	1:22.576	27.632	30.640	24.304	67.854	67.108								
3	10:08:23.151	1:19.575	26.267	29.619	23.689	74.647	71.391								
4	10:09:41.159	1:18.008	26.083	29.249	22.676	79.043	71.391								
5	10:10:58.370	1:17.211	25.339	28.746	23.126	73.664	70.491								
6	10:12:14.468	1:16.098	25.403	28.928	21.767	77.581	72.314								
(20) Jack HART															
1	10:05:53.330			32.683	24.657	72.785	73.989								
2	10:07:17.606	1:24.276	28.537	31.792	23.947	81.938	75.317								
3	10:08:36.037	1:18.431	26.263	29.264	22.904	86.590	77.491								
4	10:09:54.038	1:18.001	26.737	29.119	22.145	87.608	77.941								
5	10:11:12.209	1:18.171	25.288	30.858	22.025	80.658	79.043								
6	10:12:29.101	1:16.892	25.297	29.039	22.556	85.162	77.671								
(47) Joel BAVIDGE															
1	10:05:47.495			34.234	26.726	79.511	72.627								
2	10:07:13.940	1:26.445	29.798	32.634	24.013	81.048	74.813								
3	10:08:34.150	1:20.210	27.838	29.190	23.182	82.341	75.742								
4	10:09:53.751	1:19.601	27.730	28.838	23.033	82.951	75.742								
5	10:11:17.294	1:23.543	27.289	31.403	24.851	64.095	74.981								
6	10:12:36.123	1:18.829	27.447	28.712	22.670	83.467	75.742								
(21) Marc GIBSON															
1	10:05:50.511			34.678	27.799	71.543	68.199								
2	10:07:19.026	1:28.515	30.041	32.897	25.577	80.561	72.864								
3	10:08:43.094	1:24.068	28.154	32.211	23.703	78.950	71.543								
4	10:10:14.616	1:31.522	29.115	31.853	30.554	80.465	26.245								
(16) Mia KELLAS															
1	10:05:45.072			37.303	26.124	68.828	70.714								
2	10:07:18.600	1:33.528	30.930	36.624	25.974	76.607	72.549								
3	10:08:56.141	1:37.541	32.551	37.184	27.806	76.958	69.686								
4	10:10:37.877	1:41.736	31.209	35.178	35.349	77.047	22.904								

Clerk of the Course :

Sig : Time :

Chief Timekeeper : Ian Sharp (SMART Timing)

Results available at www.mylaps.com and www.smart-timing.co.uk

Printed: 05/09/2016 12:39:28

Orbits



Qualifying Results

KMSC National Motorcycle Racing

Sorted on best lap time

KMSC Sidecars

Knockhill 1.267 miles

Warm Up 1

03/09/2016 10:45

Practice (10:00 Time) started at 10:16:45

Pos	No.	Name	Make/Model	CC	Class	Laps	Best Tm	In Lap	Diff	Avg. Speed
1	5	SHAND / HYDE	Shand F1 / F2	600	SC	7	1:05.237	4		64.855
2	8	BELL / BELSEY	LCR Suzuki	1000	SC	5	1:05.835	4	0.598	65.773
3	111	HOSKISSON / HARDIE	Baker	750	SC	5	1:06.277	3	1.040	60.012
4	6	BAKER / BAKER-MILLIGAN	Baker Suzuki	600	SC	7	1:07.070	7	1.833	65.224
5	1	O'NEILL / GALLIGAN	LCR Suzuki	1000	SC	7	1:07.817	4	2.580	63.880
6	34	CHRISTIE / CHRISTIE	LCR Honda	600	SC	7	1:08.180	6	2.943	60.093
7	7	LEWIS / FAIRHURST	Hogg BMW	600	SC	6	1:10.721	6	5.484	53.591
8	964	ANDERSON / MAYHEW	Molynux DMR	600	SC	2	1:13.426	2	8.189	52.468
9	87	SHAND / YUILL	Bellas BMW	1000	SC	6	1:14.157	5	8.920	58.341
10	66	STROUD / STEWART	Irisom F2	600	SC	6	1:16.291	4	11.054	54.857
11	57	McKINLAY / LITHGOW	Sherbourne	600	SC	6	1:17.219	4	11.982	55.329
12	55	SOUTER / ZAKARAUSKAS	LCR F2	750	SC	6	1:17.605	6	12.368	53.789
13	50	BROWNE / McKAY	Baker / Ireson	600	SC	6	1:25.780	3	20.543	50.168

Clerk of the Course :

Sig : Time :

Chief Timekeeper : Ian Sharp (SMART Timing)

Results available at www.mylaps.com and www.smart-timing.co.uk

Printed: 05/09/2016 13:01:09

Orbits



KMSC National Motorcycle Racing

KMSC Sidecars

Knockhill 1.267 miles

Warm Up 1

03/09/2016 10:45

Practice (10:00 Time) started at 10:16:45

Lap	Time of Day	Lap Tm	S1	S2	S3	S3Spd	SFSpd
(5) SHAND / HYDE							
1	10:18:17.335			28.726	20.269	94.919	92.054
2	10:19:25.136	1:07.801	22.412	26.236	19.153	98.833	97.967
3	10:20:31.180	1:06.044	21.949	25.496	18.599	103.561	98.254
4	10:21:36.417	1:05.237	21.449	25.138	18.650	103.882	95.868
5	10:22:41.972	1:05.555	21.770	25.432	18.353	104.529	97.967
6	10:23:48.338	1:06.366	21.682	26.021	18.663	99.863	98.111
7	10:24:57.879	1:09.541	21.651	26.505	21.385	100.611	38.612

Lap	Time of Day	Lap Tm	S1	S2	S3	S3Spd	SFSpd
(8) BELL / BELSEY							
1	10:17:58.078			27.745	20.368	100.460	101.371
2	10:19:07.141	1:09.063	23.322	26.531	19.210	104.043	106.689
3	10:20:13.411	1:06.270	22.308	25.409	18.553	108.238	105.020
4	10:21:19.246	1:05.835	21.924	25.424	18.487	109.832	106.689
5	10:22:32.317	1:13.071	22.441	24.831	25.799	112.786	24.836

Lap	Time of Day	Lap Tm	S1	S2	S3	S3Spd	SFSpd
(11) HOSKISSON / HARDIE							
1	10:18:22.146			27.269	20.075	100.161	97.682
2	10:19:31.183	1:09.037	23.835	26.779	18.423	103.561	99.863
3	10:20:37.460	1:06.277	21.909	25.800	18.568	105.515	99.863
4	10:21:44.710	1:07.250	21.525	26.372	19.353	105.848	95.053
5	10:23:05.603	1:20.893	24.189	28.993	27.711	84.412	29.879

Lap	Time of Day	Lap Tm	S1	S2	S3	S3Spd	SFSpd
(6) BAKER / BAKER-MILLIGAN							
1	10:18:08.016			27.886	19.222	101.066	96.836
2	10:19:16.475	1:08.459	22.494	26.751	19.214	100.611	95.868
3	10:20:25.072	1:08.597	22.647	27.257	18.693	100.460	97.824
4	10:21:32.336	1:07.264	22.186	26.540	18.538	101.832	96.976
5	10:22:40.703	1:08.367	23.881	26.169	18.317	102.768	97.824
6	10:23:48.024	1:07.321	22.710	26.246	18.365	102.926	97.967
7	10:24:55.094	1:07.070	22.273	26.564	18.233	100.310	97.117

Lap	Time of Day	Lap Tm	S1	S2	S3	S3Spd	SFSpd
(1) O'NEILL / GALLIGAN							
1	10:18:02.650			28.011	21.089	100.310	98.254
2	10:19:13.253	1:10.603	23.817	27.002	19.784	101.066	99.272
3	10:20:21.814	1:08.561	22.957	26.215	19.389	102.298	99.272
4	10:21:29.631	1:07.817	22.474	26.175	19.168	107.890	97.824
5	10:22:42.665	1:13.034	27.162	26.521	19.351	104.043	98.543
6	10:23:53.206	1:10.541	22.807	28.565	19.169	97.540	99.419
7	10:25:05.396	1:12.190	23.200	27.767	21.223	95.323	63.012

Lap	Time of Day	Lap Tm	S1	S2	S3	S3Spd	SFSpd
(34) CHRISTIE / CHRISTIE							
1	10:18:29.537			31.266	21.827	84.200	89.239
2	10:19:44.299	1:14.762	24.835	29.089	20.838	87.722	89.239
3	10:20:59.136	1:14.837	26.079	29.332	19.426	96.005	94.120
4	10:22:08.920	1:09.784	23.500	27.174	19.110	98.543	94.385
5	10:23:18.296	1:09.376	22.915	26.991	19.470	96.697	94.651
6	10:24:26.476	1:08.180	22.647	26.562	18.971	97.399	94.785
7	10:25:36.893	1:10.417	24.993	26.220	19.204	99.863	93.726

Lap	Time of Day	Lap Tm	S1	S2	S3	S3Spd	SFSpd
(7) LEWIS / FAIRHURST							
1	10:18:13.203			29.595	20.970	91.677	85.270
2	10:19:26.582	1:13.379	24.218	28.288	20.873	93.335	85.270
3	10:20:48.279	1:21.697	24.358	27.765	29.574	93.595	25.930
4	10:22:54.421	2:06.142	1:17.856	27.359	20.927	93.726	84.412
5	10:24:05.524	1:11.103	23.214	27.573	20.316	93.465	85.054
6	10:25:16.245	1:10.721	23.289	27.435	19.997	94.120	85.162

Lap	Time of Day	Lap Tm	S1	S2	S3	S3Spd	SFSpd
(964) ANDERSON / MAYHEW							
1	10:18:26.022			29.530	20.774	93.988	89.120
2	10:19:39.448	1:13.426	23.636	28.847	20.943	96.558	89.836

Lap	Time of Day	Lap Tm	S1	S2	S3	S3Spd	SFSpd
(87) SHAND / YUILL							
1	10:18:18.981			30.331	21.942	86.479	79.417
2	10:19:33.874	1:14.893	24.984	28.941	20.968	88.068	78.032

Lap	Time of Day	Lap Tm	S1	S2	S3	S3Spd	SFSpd
3	10:20:49.905	1:16.031	25.267	28.531	22.233	89.002	75.914
4	10:22:05.044	1:15.139	25.192	28.518	21.429	88.068	78.397
5	10:23:19.201	1:14.157	25.052	28.147	20.958	88.884	81.938
6	10:24:34.667	1:15.466	25.054	29.063	21.349	87.837	78.032

Lap	Time of Day	Lap Tm	S1	S2	S3	S3Spd	SFSpd
(66) STROUD / STEWART							
1	10:18:22.684			32.489	22.620	84.732	77.491
2	10:19:44.810	1:22.126	27.147	32.533	22.446	84.732	74.981
3	10:21:06.146	1:21.336	27.346	32.382	21.608	86.146	76.782
4	10:22:22.437	1:16.291	24.986	28.752	22.553	88.884	77.402
5	10:23:47.070	1:24.633	25.461	30.925	28.247	56.157	63.851
6	10:25:04.461	1:17.391	26.932	28.448	22.011	89.120	66.707

Lap	Time of Day	Lap Tm	S1	S2	S3	S3Spd	SFSpd
(57) McKINLAY / LITHGOW							
1	10:18:19.642			34.361	23.597	85.815	83.780
2	10:19:43.372	1:23.730	27.643	31.847	24.240	85.925	77.047
3	10:21:03.675	1:20.303	26.692	31.392	22.219	90.442	80.950
4	10:22:20.894	1:17.219	25.491	30.186	21.542	93.076	87.494
5	10:23:41.462	1:20.568	25.728	30.038	24.802	84.200	71.850
6	10:25:00.204	1:18.742	25.677	29.938	23.127	87.380	73.989

Lap	Time of Day	Lap Tm	S1	S2	S3	S3Spd	SFSpd
(55) SOUTER / ZAKARAUSKAS							
1	10:18:35.623			31.710	22.194	89.239	89.002
2	10:19:58.482	1:22.859	27.438	33.334	22.087	89.836	89.716
3	10:21:18.560	1:20.078	26.920	30.776	22.382	93.465	88.299
4	10:22:37.615	1:19.055	26.216	31.018	21.821	92.308	89.596
5	10:23:56.754	1:19.139	26.788	30.371	21.980	95.731	89.836
6	10:25:14.359	1:17.605	26.300	29.531	21.774	95.053	69.904

Lap	Time of Day	Lap Tm	S1	S2	S3	S3Spd	SFSpd
(50) BROWNE / McKAY							
1	10:18:32.807						
2	10:20:02.008	1:29.201					
3	10:21:27.788	1:25.780					
4	10:22:57.684	1:29.896					
5	10:24:24.262	1:26.578					
6	10:25:51.089	1:26.827					

Clerk of the Course :


Sig : Time :

Chief Timekeeper : Ian Sharp (SMART Timing)

Results available at www.mylaps.com and www.smart-timing.co.uk

Printed: 05/09/2016 13:01:45

Orbits



Qualifying Results

KMSC National Motorcycle Racing

Sorted on best lap time

Scottish Championship Lightweights

Knockhill 1.267 miles

Qualifying

03/09/2016 11:00

Qualifying (10:00 Time) started at 10:28:04

Pos	No.	Name	Make/Model	CC	Class	Laps	Best Tm	In Lap	Diff	Avg. Speed
1	49	Paul McCLUNG	Kawasaki	ER6	SL	8	59.437	7		73.622
2	15	Keith DICKIE	Kawasaki	ER6	SL	6	59.768	5	0.331	74.973
3	5	Gillian McGAW	Kawasaki	650	SL	8	1:00.351	6	0.914	74.208
4	119	Kristopher DUNCAN	Kawasaki	ER6	SL	8	1:00.773	5	1.336	75.880
5	21	Grant REID	Kawasaki	ER6	SL	8	1:01.424	6	1.987	73.052
6	68	Scott ROBERTSON	Suzuki	SV650	SL	8	1:01.539	7	2.102	74.045
7	134	Kenneth THIRLWALL	Kawasaki	ER6	SL	8	1:01.930	8	2.493	71.647
8	11	Lewis PATERSON	Suzuki	SV650	SL	8	1:02.026	8	2.589	71.445
9	155	Scott CAMPBELL	Kawasaki	ER6 650	SL	8	1:02.380	7	2.943	73.000
10	4	Alan GIBSON	Suzuki	SV650	SL	8	1:02.507	3	3.070	73.513
11	900	Dean CRAWFORD	Suzuki	SV650	SL	7	1:03.520	5	4.083	70.962
12	14	Scott GORDON	Kawasaki	ER6	SL	8	1:03.634	5	4.197	70.706
13	66	Kevin WATRET	Kawasaki	ER6	SL	8	1:03.779	6	4.342	70.577
14	39	Stuart HAMILTON	Kawasaki	ER650	SL	8	1:04.959	5	5.522	68.316
15	79	Ashley ROBSON	Kawasaki	ZXR400	SL	7	1:06.028	7	6.591	66.740
16	55	Tom ROBINSON	Aprilia	RRV 450	SL	7	1:06.383	5	6.946	66.271
17	16	Gerry KEIRNAN	Suzuki	SV650	SL	7	1:07.078	5	7.641	64.954
18	800	Gordon CLARK	Kawasaki	ZXR400	SL	7	1:07.648	6	8.211	66.351
19	74	Christine WATSON	Suzuki	SV650	SL	7	1:08.171	6	8.734	63.994
20	29	Eric UTTERSON	Suzuki	SV650	SL	7	1:09.208	4	9.771	64.074
21	25	Jim PURVIS	Yamaha	FZR400	SL	7	1:09.846	5	10.409	64.327
22	125	Sam HENDERSON	Kawasaki	ER6 650	SL	3	1:20.004	2	20.567	57.627
23	2	Robert WOODWARD	Suzuki	SV650	SL			0		-

Clerk of the Course :

Sig : Time :

Chief Timekeeper : Ian Sharp (SMART Timing)

Results available at www.mylaps.com and www.smart-timing.co.uk

Printed: 05/09/2016 13:16:43

Orbits



KMSC National Motorcycle Racing

Scottish Championship Lightweights

Knockhill 1.267 miles

Qualifying

03/09/2016 11:00

Qualifying (10:00 Time) started at 10:28:04

Lap	Time of Day	Lap Tm	S1	S2	S3	S3Spd	SFSpd
(49) Paul McCLUNG							
1	10:29:11.068			27.259	18.108	112.597	105.349
2	10:30:13.693	1:02.625	20.834	23.912	17.879	115.703	107.030
3	10:31:16.853	1:03.160	20.345	24.759	18.056	112.408	105.515
4	10:32:17.933	1:01.080	20.398	23.254	17.428	116.304	107.201
5	10:33:18.003	1:00.070	19.861	22.866	17.343	116.304	107.890
6	10:34:17.550	59.547	19.695	22.734	17.118	116.912	107.544
7	10:35:16.987	59.437	19.431	22.811	17.195	116.304	107.544
8	10:36:20.128	1:03.141	20.798	24.661	17.682	115.504	107.372

(15) Keith DICKIE							
1	10:29:03.972			26.495	18.887	110.922	106.689
2	10:30:06.745	1:02.773	21.348	23.732	17.693	113.357	107.372
3	10:31:08.568	1:01.823	20.896	23.453	17.474	113.357	107.372
4	10:32:08.780	1:00.212	20.070	22.892	17.250	114.518	106.859
5	10:33:08.548	59.768	19.805	22.747	17.216	112.786	107.890
6	10:34:09.527	1:00.979	20.404	23.179	17.396	111.660	107.890

(5) Gillian McGAW							
1	10:29:04.780			26.303	19.328	116.304	106.689
2	10:30:09.215	1:04.435	22.113	24.718	17.604	113.357	108.588
3	10:31:10.379	1:01.164	20.082	23.385	17.697	118.356	108.941
4	10:32:11.115	1:00.736	20.443	23.215	17.078	118.775	108.941
5	10:33:11.729	1:00.614	20.037	23.457	17.120	119.196	109.296
6	10:34:12.080	1:00.351	19.966	23.388	16.997	117.733	109.118
7	10:35:13.086	1:01.006	20.589	23.394	17.023	118.775	109.832
8	10:36:16.220	1:03.134	21.174	24.741	17.219	115.703	109.474

(119) Kristopher DUNCAN							
1	10:28:54.297			24.615	17.434	111.105	104.529
2	10:29:56.699	1:02.402	21.160	23.755	17.487	112.033	104.692
3	10:30:58.114	1:01.415	20.657	23.620	17.138	112.220	104.366
4	10:31:59.255	1:01.141	20.501	23.536	17.104	112.976	104.856
5	10:33:00.028	1:00.773	20.339	23.188	17.246	113.357	104.366
6	10:34:01.157	1:01.129	20.255	23.540	17.334	113.357	105.184
7	10:35:03.901	1:02.744	21.214	24.521	17.009	112.976	104.856
8	10:36:05.383	1:01.482	20.420	23.586	17.476	113.549	104.856

(21) Grant REID							
1	10:29:05.510			28.241	18.675	105.848	101.371
2	10:30:10.706	1:05.196	21.998	25.251	17.947	109.296	101.832
3	10:31:14.535	1:03.829	21.758	24.465	17.606	109.118	101.678
4	10:32:16.618	1:02.083	20.444	24.102	17.537	108.941	101.218
5	10:33:18.697	1:02.079	20.335	23.896	17.848	108.588	101.987
6	10:34:20.121	1:01.424	20.217	23.948	17.259	109.832	102.142
7	10:35:21.767	1:01.646	20.264	23.815	17.567	111.105	102.454
8	10:36:23.997	1:02.230	20.595	24.256	17.379	111.474	101.832

(68) Scott ROBERTSON							
1	10:28:56.842			24.919	18.379	102.926	97.540
2	10:30:00.135	1:03.293	21.575	23.869	17.849	106.351	96.558
3	10:31:03.305	1:03.170	20.905	23.728	18.537	106.183	78.397
4	10:32:05.925	1:02.620	21.512	23.630	17.478	106.015	97.257
5	10:33:08.466	1:02.541	20.479	24.302	17.760	105.848	97.824
6	10:34:10.638	1:02.172	20.781	23.657	17.734	106.351	96.143
7	10:35:12.177	1:01.539	20.008	23.863	17.668	105.515	97.540
8	10:36:17.300	1:05.123	21.079	26.149	17.895	104.529	97.117

(134) Kenneth THIRLWALL							
1	10:29:06.460			28.036	18.452	107.544	102.926
2	10:30:12.269	1:05.809	22.467	25.445	17.897	109.832	102.926
3	10:31:17.275	1:05.006	21.556	25.259	18.191	107.890	103.561
4	10:32:20.955	1:03.680	21.278	24.646	17.756	111.474	104.043
5	10:33:25.038	1:04.083	21.168	24.518	18.397	112.033	103.402
6	10:34:28.651	1:03.613	21.677	24.291	17.645	112.033	103.721

Lap	Time of Day	Lap Tm	S1	S2	S3	S3Spd	SFSpd
7	10:35:31.866	1:03.215	21.214	24.374	17.627	111.105	103.242
8	10:36:33.796	1:01.930	20.694	23.883	17.353	111.846	103.402

(11) Lewis PATERSON							
1	10:29:11.682			27.907	18.723	106.351	100.611
2	10:30:16.265	1:04.583	21.632	25.162	17.789	108.588	100.161
3	10:31:20.244	1:03.979	21.283	24.960	17.736	109.118	100.460
4	10:32:23.707	1:03.463	21.131	24.671	17.661	109.832	100.914
5	10:33:26.766	1:03.059	21.071	24.543	17.445	110.012	101.524
6	10:34:29.446	1:02.680	21.162	24.224	17.294	110.012	101.066
7	10:35:33.204	1:03.758	21.314	25.034	17.410	109.118	100.310
8	10:36:35.230	1:02.026	20.715	24.117	17.194	110.193	100.762

(155) Scott CAMPBELL							
1	10:29:03.272			26.756	18.621	110.012	101.987
2	10:30:06.662	1:03.390	20.909	24.595	17.886	110.739	102.454
3	10:31:09.977	1:03.315	20.706	24.682	17.927	112.220	102.611
4	10:32:13.264	1:03.287	21.414	24.425	17.448	111.846	103.084
5	10:33:16.235	1:02.971	20.937	24.346	17.688	109.474	102.611
6	10:34:18.947	1:02.712	20.651	24.555	17.506	111.846	103.402
7	10:35:21.327	1:02.380	20.874	24.010	17.496	112.220	103.084
8	10:36:24.353	1:03.026	20.765	24.251	18.010	111.105	104.204

(4) Alan GIBSON							
1	10:28:56.759			25.261	18.424	104.204	101.987
2	10:29:59.711	1:02.952	21.373	23.967	17.612	106.351	101.678
3	10:31:02.218	1:02.507	21.003	23.776	17.728	105.349	102.926
4	10:32:04.968	1:02.750	21.000	24.022	17.728	106.520	103.721
5	10:33:07.885	1:02.917	21.222	24.075	17.620	106.351	103.084
6	10:34:11.405	1:03.520	21.340	24.647	17.533	106.859	102.298
7	10:35:15.960	1:04.555	21.745	24.907	17.903	106.689	101.524
8	10:36:20.866	1:04.906	21.467	24.932	18.507	106.015	102.298

(900) Dean CRAWFORD							
1	10:29:08.389			28.266	19.168	102.926	97.967
2	10:30:12.950	1:04.561	22.169	24.313	18.079	108.064	98.543
3	10:31:17.993	1:05.043	21.837	24.457	18.749	107.201	98.254
4	10:32:21.968	1:03.975	21.898	24.462	17.615	107.201	98.688
5	10:33:25.488	1:03.520	21.483	24.048	17.989	108.238	97.824
6	10:34:29.699	1:04.211	21.654	24.387	18.170	108.064	99.863
7	10:35:34.433	1:04.734	21.444	25.167	18.123	107.717	98.111

(14) Scott GORDON							
1	10:29:03.864			27.620	19.227	100.011	93.205
2	10:30:11.157	1:07.293	23.316	25.438	18.539	102.611	95.053
3	10:31:17.954	1:06.797	21.816	26.123	18.858	101.524	95.053
4	10:32:22.578	1:04.624	21.193	25.028	18.403	104.043	94.919
5	10:33:26.212	1:03.634	21.219	24.617	17.798	103.242	95.323
6	10:34:31.049	1:04.837	22.067	24.992	17.778	101.371	94.385
7	10:35:35.104	1:04.055	20.841	25.159	18.055	103.402	94.518
8	10:36:40.573	1:05.469	21.733	25.216	18.520	101.987	93.465

(66) Kevin WATRET							
1	10:29:03.674			27.429	19.966	106.520	99.714
2	10:30:10.472	1:06.798	22.557	25.676	18.565	107.890	101.524
3	10:31:15.796	1:05.324	22.239	25.177	17.908	110.193	102.768
4	10:32:20.185	1:04.389	21.808	24.526	18.055	109.653	101.987
5	10:33:24.607	1:04.422	21.484	24.680	18.258	109.474	102.298
6	10:34:28.386	1:03.779	21.604	24.450	17.725	110.374	102.1

KMSC National Motorcycle Racing

Scottish Championship Lightweights

Knockhill 1.267 miles

Qualifying

03/09/2016 11:00

Qualifying (10:00 Time) started at 10:28:04

Lap	Time of Day	Lap Tm	S1	S2	S3	S3Spd	SFSpd
4	10:32:36.669	1:05.523	21.945	25.291	18.287	106.689	101.218
5	10:33:41.628	1:04.959	21.820	25.089	18.050	108.064	101.832
6	10:34:46.777	1:05.149	21.865	25.186	18.098	106.520	101.832
7	10:35:53.488	1:06.711	21.840	26.536	18.335	107.890	102.142
8	10:36:58.625	1:05.137	21.563	24.713	18.861	109.296	98.398

Lap	Time of Day	Lap Tm	S1	S2	S3	S3Spd	SFSpd
6	10:35:09.394	1:10.465	23.271	26.951	20.243	95.731	88.299
7	10:36:20.844	1:11.450	23.800	28.033	19.617	96.976	89.477

(79) Ashley ROBSON

1	10:29:16.337			28.878	19.955	94.785	96.419
2	10:30:27.517	1:11.180	24.042	26.948	20.190	100.161	96.005
3	10:31:36.859	1:09.342	23.525	26.832	18.985	101.371	97.117
4	10:32:43.010	1:06.151	21.976	25.463	18.712	102.768	96.976
5	10:33:50.775	1:07.765	22.668	26.009	19.088	101.371	97.682
6	10:34:56.870	1:06.095	22.114	25.573	18.408	101.524	96.558
7	10:36:02.898	1:06.028	21.571	25.839	18.618	102.926	96.143

(55) Tom ROBINSON

1	10:29:19.133			27.894	21.353	95.459	90.564
2	10:30:29.248	1:10.115	24.721	26.498	18.896	101.987	96.005
3	10:31:37.843	1:08.595	23.622	26.227	18.746	102.611	96.558
4	10:32:44.707	1:06.864	22.889	25.572	18.403	104.204	97.540
5	10:33:51.090	1:06.383	22.609	25.190	18.584	105.681	97.967
6	10:34:58.157	1:07.067	22.732	25.330	19.005	103.561	97.399
7	10:36:06.282	1:08.125	22.893	26.531	18.701	104.043	95.595

(16) Gerry KEIRNAN

1	10:29:23.630			29.815	20.780	102.611	98.254
2	10:30:35.903	1:12.273	24.730	27.666	19.877	98.688	97.967
3	10:31:45.984	1:10.081	23.883	27.015	19.183	105.184	99.863
4	10:32:54.043	1:08.059	22.871	25.802	19.386	105.020	100.310
5	10:34:01.121	1:07.078	22.642	25.701	18.735	105.848	99.863
6	10:35:08.339	1:07.218	22.586	25.312	19.320	103.242	98.833
7	10:36:16.053	1:07.714	22.568	26.256	18.890	106.859	98.979

(800) Gordon CLARK

1	10:29:15.502			30.497	20.534	94.785	94.120
2	10:30:26.759	1:11.257	24.139	27.064	20.054	97.540	95.323
3	10:31:34.990	1:08.231	22.798	26.139	19.294	101.987	95.868
4	10:32:42.658	1:07.668	22.169	25.289	20.210	101.371	91.802
5	10:33:50.351	1:07.693	22.664	25.814	19.215	101.524	96.697
6	10:34:57.999	1:07.648	22.273	26.072	19.303	101.524	95.459
7	10:36:05.699	1:07.700	22.168	25.941	19.591	102.768	95.731

(74) Christine WATSON

1	10:29:22.549			28.454	21.561	98.111	92.054
2	10:30:33.951	1:11.402	24.478	27.045	19.879	99.714	92.308
3	10:31:44.194	1:10.243	24.296	26.659	19.288	99.714	92.435
4	10:32:53.866	1:09.672	23.606	26.505	19.561	99.566	92.690
5	10:34:03.611	1:09.745	23.797	26.431	19.517	100.011	92.947
6	10:35:11.782	1:08.171	22.826	25.959	19.386	100.310	92.308
7	10:36:23.427	1:11.645	24.161	27.705	19.779	100.460	92.818

(29) Eric UTTERSON

1	10:29:21.818			28.367	22.166	95.188	92.562
2	10:30:32.912	1:11.094	24.362	27.078	19.654	100.914	96.558
3	10:31:42.662	1:09.750	23.728	26.616	19.406	103.561	96.558
4	10:32:51.870	1:09.208	23.593	26.367	19.248	102.926	96.558
5	10:34:01.525	1:09.655	23.276	26.627	19.752	103.882	97.824
6	10:35:11.031	1:09.506	23.306	26.492	19.708	103.242	97.257
7	10:36:22.802	1:11.771	24.636	27.513	19.622	96.143	97.399

(25) Jim PURVIS

1	10:29:14.424			29.955	20.194	95.323	86.590
2	10:30:26.575	1:12.151	24.211	27.802	20.138	93.857	88.299
3	10:31:38.199	1:11.624	24.218	26.911	20.495	97.117	87.494
4	10:32:49.083	1:10.884	23.960	26.744	20.180	97.117	81.244
5	10:33:58.929	1:09.846	23.589	26.801	19.456	95.459	89.836

Clerk of the Course :

Sig :

Time :

Chief Timekeeper : Ian Sharp (SMART Timing)

Results available at www.mylaps.com and www.smart-timing.co.uk

Printed: 05/09/2016 13:17:02

Orbits



KMSC National Motorcycle Racing

Scottish Championship Lightweights

Knockhill 1.267 miles

Race 1 - 1st Race

03/09/2016 13:30

Race (10 Laps) started at 13:32:13

POLE POSITION

1	1 49 Paul McCLUNG 59.437	2 15 Keith DICKIE 59.768	3 5 Gillian McGAW 1:00.351
2	4 119 Kristopher DUNCAN 1:00.773	5 21 Grant REID 1:01.424	6 68 Scott ROBERTSON 1:01.539
3	7 134 Kenneth THIRLWALL 1:01.930	8 11 Lewis PATERSON 1:02.026	9 155 Scott CAMPBELL 1:02.380
4	10 4 Alan GIBSON 1:02.507	11 900 Dean CRAWFORD 1:03.520	12 14 Scott GORDON 1:03.634
5	13 66 Kevin WATRET 1:03.779	14 39 Stuart HAMILTON 1:04.959	15 79 Ashley ROBSON 1:06.028
6	16 55 Tom ROBINSON 1:06.383	17 16 Gerry KEIRNAN 1:07.078	18 800 Gordon CLARK 1:07.648
7	19 74 Christine WATSON 1:08.171	20 29 Eric UTTERSON 1:09.208	21 25 Jim PURVIS 1:09.846
8	22 125 Sam HENDERSON 1:20.004	23 2 Robert WOODWARD	

Clerk of the Course :

Sig : Time :

Chief Timekeeper : Ian Sharp (SMART Timing)

Results available at www.mylaps.com and www.smart-timing.co.uk

Orbits



KMSC National Motorcycle Racing

Scottish Championship Lightweights

Knockhill 1.267 miles

Race 23 - 2nd Race

04/09/2016 12:00

Race (10 Laps) started at 13:03:03

POLE POSITION

1	1 49 Paul McCLUNG 59.437	2 15 Keith DICKIE 59.768	3 5 Gillian McGAW 1:00.351
2	4 119 Kristopher DUNCAN 1:00.773	5 21 Grant REID 1:01.424	6 68 Scott ROBERTSON 1:01.539
3	7 134 Kenneth THIRLWALL 1:01.930	8 11 Lewis PATERSON 1:02.026	9 155 Scott CAMPBELL 1:02.380
4	10 4 Alan GIBSON 1:02.507	11 900 Dean CRAWFORD 1:03.520	12 14 Scott GORDON 1:03.634
5	13 66 Kevin WATRET 1:03.779	14 39 Stuart HAMILTON 1:04.959	15 79 Ashley ROBSON 1:06.028
6	16 55 Tom ROBINSON 1:06.383	17 16 Gerry KEIRNAN 1:07.078	18 800 Gordon CLARK 1:07.648
7	19 74 Christine WATSON 1:08.171	20 29 Eric UTTERSON 1:09.208	21 25 Jim PURVIS 1:09.846
8	22 125 Sam HENDERSON 1:20.004	23 2 Robert WOODWARD	24 118 Rod WALKER
9	25 12 Jordan GILL	26 34 Charles MORRISON	27 13 Andrew BARTON
10	28 3 Iain ROBERTSON	29 162 Patrick POLLARD	

Clerk of the Course :

Sig : Time :

Chief Timekeeper : Ian Sharp (SMART Timing)

Results available at www.mylaps.com and www.smart-timing.co.uk

Orbits



Qualifying Results

KMSC National Motorcycle Racing

Sorted on best lap time

National Pre-Injection 600

Knockhill 1.267 miles

Qualifying

03/09/2016 11:15

Qualifying (10:00 Time) started at 10:42:10

Pos	No.	Name	Make/Model	CC	Class	Laps	Best Tm	In Lap	Diff	Avg. Speed
1	48	David McCAFFERTY	Yamaha	R6 600	P16	9	58.115	5		74.842
2	41	Kieran MURRAY	Kawasaki	ZX6 600	P16	10	59.114	9	0.999	74.002
3	15	Jon DICKIE	Yamaha	R6 600	P16	5	59.168	4	1.053	73.544
4	26	Alan McGREGOR	Yamaha	R6	P16	10	59.215	6	1.100	74.351
5	91	Lewis SHAND	Yamaha	R6 600	P16	10	59.238	5	1.123	75.018
6	89	Alex BASS	Yamaha	R6 600	P16	10	1:00.552	6	2.437	71.909
7	22	William MASON	Kawasaki	ZX6R 600	P16	10	1:00.641	9	2.526	73.538
8	11	Ross WATTS	Yamaha	YZF R6 600	P16	10	1:02.115	9	4.000	69.211
9	6	James WILKEN	Yamaha	R6 600	P16	8	1:02.209	5	4.094	69.769
10	73	Fraser CAMERON	Yamaha	R6 600	P16	8	1:05.871	5	7.756	65.226
11	60	Douglas BROWN	Yamaha	R6 600	P16	6	1:06.484	4	8.369	61.414
12	196	Martin MacLENNAN	Honda	CBR 600	P16	9	1:06.812	9	8.697	63.400
13	45	Gerry SULLIVAN	Kawasaki	ZX6R 600	P16	9	1:07.082	8	8.967	64.385
14	79	Jimmy ROTHERY	Yamaha	R6 600	P16	7	1:07.562	3	9.447	61.604
15	32	Ross RADLEY	Suzuki	GSXR750	P16	8	1:17.187	8	19.072	55.033

Clerk of the Course :

Sig : Time :

Chief Timekeeper : Ian Sharp (SMART Timing)

Results available at www.mylaps.com and www.smart-timing.co.uk

Printed: 05/09/2016 13:30:29

Orbits



KMSC National Motorcycle Racing

National Pre-Injection 600

Knockhill 1.267 miles

Qualifying

03/09/2016 11:15

Qualifying (10:00 Time) started at 10:42:10

Lap	Time of Day	Lap Tm	S1	S2	S3	S3Spd	SFSpd
(48) David McCAFFERTY							
1	10:43:22.881			24.969	17.741	115.305	108.764
2	10:44:23.203	1:00.322	20.078	23.288	16.956	120.265	110.012
3	10:45:23.040	59.837	19.793	23.167	16.877	120.049	110.374
4	10:46:22.903	59.863	20.027	23.159	16.677	118.985	110.193
5	10:47:21.018	58.115	19.163	22.316	16.636	121.572	110.193
6	10:48:20.403	59.385	20.556	22.428	16.401	120.915	111.105
7	10:49:19.947	59.544	19.079	23.734	16.731	118.356	110.012
8	10:50:18.883	58.936	19.743	22.659	16.534	121.352	110.012
9	10:51:19.262	1:00.379	19.192	22.051	19.136	120.697	38.086

Lap	Time of Day	Lap Tm	S1	S2	S3	S3Spd	SFSpd
(41) Kieran MURRAY							
1	10:43:23.168			25.042	17.730	115.305	107.201
2	10:44:25.022	1:01.854	20.768	23.875	17.211	115.504	107.201
3	10:45:26.274	1:01.252	20.682	23.176	17.394	116.304	106.689
4	10:46:27.513	1:01.239	20.499	23.601	17.139	116.912	106.859
5	10:47:28.373	1:00.860	20.219	23.586	17.055	116.709	107.372
6	10:48:28.183	59.810	20.115	22.671	17.024	116.709	106.183
7	10:49:27.397	59.214	19.825	22.540	16.849	117.526	107.030
8	10:50:28.725	1:01.328	20.163	24.309	16.856	114.714	107.201
9	10:51:27.839	59.114	19.887	22.498	16.729	116.709	107.890
10	10:52:27.121	59.282	19.805	22.617	16.860	117.321	106.351

Lap	Time of Day	Lap Tm	S1	S2	S3	S3Spd	SFSpd
(15) Jon DICKIE							
1	10:43:16.822			23.685	18.162	113.549	110.012
2	10:44:16.838	1:00.016	20.008	23.098	16.910	116.304	110.922
3	10:45:16.031	59.193	19.556	22.899	16.738	116.709	109.832
4	10:46:15.199	59.168	19.611	22.827	16.730	117.116	110.374
5	10:47:20.868	1:05.669	19.648	24.045	21.976	111.105	32.864

Lap	Time of Day	Lap Tm	S1	S2	S3	S3Spd	SFSpd
(26) Alan McGREGOR							
1	10:43:21.232			25.107	17.710	113.166	110.374
2	10:44:22.512	1:01.280	20.932	23.578	16.770	118.565	112.033
3	10:45:23.351	1:00.839	20.245	23.683	16.911	119.621	111.660
4	10:46:26.632	1:03.281	20.398	25.890	16.993	118.985	111.105
5	10:47:26.212	59.580	19.965	22.970	16.645	118.565	112.408
6	10:48:25.427	59.215	19.937	22.724	16.554	118.565	112.408
7	10:49:24.812	59.385	19.665	23.087	16.633	119.196	111.474
8	10:50:25.274	1:00.462	20.406	23.408	16.648	118.985	111.290
9	10:51:24.905	59.631	19.648	22.921	17.062	120.265	111.846
10	10:52:24.230	59.325	19.848	22.823	16.654	119.835	112.033

Lap	Time of Day	Lap Tm	S1	S2	S3	S3Spd	SFSpd
(91) Lewis SHAND							
1	10:43:19.704			25.347	17.777	114.323	108.941
2	10:44:20.758	1:01.054	20.589	23.509	16.956	118.147	110.193
3	10:45:20.607	59.849	20.390	22.813	16.646	117.321	109.832
4	10:46:19.869	59.262	19.783	22.693	16.786	117.321	110.374
5	10:47:19.107	59.238	19.532	22.708	16.998	117.940	108.413
6	10:48:18.567	59.460	19.881	22.773	16.806	116.912	109.832
7	10:49:18.532	59.965	19.334	23.277	17.354	117.733	106.351
8	10:50:19.205	1:00.673	20.633	23.137	16.903	116.506	110.739
9	10:51:19.356	1:00.151	20.039	23.100	17.012	116.912	109.653
10	10:52:18.771	59.415	19.897	22.730	16.788	117.116	109.474

Lap	Time of Day	Lap Tm	S1	S2	S3	S3Spd	SFSpd
(89) Alex BASS							
1	10:43:24.126			26.171	18.151	111.846	108.941
2	10:44:27.352	1:03.226	21.632	24.222	17.372	117.116	110.374
3	10:45:29.673	1:02.321	21.087	24.006	17.228	118.356	111.660
4	10:46:31.491	1:01.818	20.822	23.820	17.176	118.565	110.739
5	10:47:32.676	1:01.185	20.627	23.557	17.001	119.835	111.660
6	10:48:33.228	1:00.552	20.467	23.167	16.918	119.409	111.474
7	10:49:34.205	1:00.977	20.375	23.375	17.227	118.775	111.474
8	10:50:35.692	1:01.487	20.327	23.268	17.892	118.565	110.922
9	10:51:38.034	1:02.342	20.827	24.417	17.098	118.356	112.033
10	10:52:45.064	1:07.030	20.648	23.550	22.832	117.940	27.313

Lap	Time of Day	Lap Tm	S1	S2	S3	S3Spd	SFSpd
(22) William MASON							
1	10:43:18.729			24.379	17.372	112.220	106.015
2	10:44:20.379	1:01.650	20.874	23.672	17.104	112.786	106.859
3	10:45:21.706	1:01.327	20.394	23.641	17.292	114.910	104.856
4	10:46:23.987	1:02.281	20.942	24.059	17.280	113.935	104.043
5	10:47:24.826	1:00.839	20.529	23.331	16.979	113.742	106.015
6	10:48:25.946	1:01.120	20.545	23.318	17.257	111.846	105.515
7	10:49:26.755	1:00.809	20.370	23.410	17.029	115.305	106.351
8	10:50:29.206	1:02.451	20.520	24.744	17.187	113.935	106.183
9	10:51:29.847	1:00.641	20.397	23.206	17.038	114.910	106.183
10	10:52:31.008	1:01.161	20.403	23.722	17.036	114.910	106.183

Lap	Time of Day	Lap Tm	S1	S2	S3	S3Spd	SFSpd
(11) Ross WATTS							
1	10:43:31.014			28.188	20.044	90.564	99.863
2	10:44:38.776	1:07.762	22.556	26.130	19.076	106.859	101.371
3	10:45:45.781	1:07.005	22.241	25.755	19.009	109.653	103.882
4	10:46:52.065	1:06.284	22.565	25.131	18.588	112.597	106.015
5	10:47:56.246	1:04.181	21.637	24.098	18.446	110.556	103.882
6	10:48:59.001	1:02.755	20.969	24.150	17.636	113.549	106.351
7	10:50:01.435	1:02.434	20.961	23.921	17.552	112.033	104.366
8	10:51:03.707	1:02.272	21.132	23.576	17.564	112.976	106.689
9	10:52:05.822	1:02.115	20.895	23.600	17.620	113.357	106.351
10	10:53:09.785	1:03.963	21.245	24.771	17.947	111.660	105.515

Lap	Time of Day	Lap Tm	S1	S2	S3	S3Spd	SFSpd
(6) James WILKEN							
1	10:43:25.003			25.309	18.283	112.976	107.201
2	10:44:28.979	1:03.976	21.872	24.217	17.887	115.903	107.717
3	10:45:31.571	1:02.592	21.228	23.841	17.523	116.506	107.544
4	10:46:34.546	1:02.975	21.347	23.948	17.680	115.305	107.544
5	10:47:36.755	1:02.209	21.107	23.518	17.584	109.653	107.717
6	10:48:39.232	1:02.477	21.068	23.624	17.785	110.556	107.544
7	10:49:41.509	1:02.277	21.235	23.508	17.534	115.504	107.717
8	10:50:53.769	1:12.260	21.051	23.835	27.374	116.506	20.435

Lap	Time of Day	Lap Tm	S1	S2	S3	S3Spd	SFSpd
(73) Fraser CAMERON							
1	10:43:33.178			26.527	18.780	109.296	108.941
2	10:44:41.125	1:07.947	22.885	25.873	19.189	109.296	106.351
3	10:45:48.810	1:07.685	22.733	25.643	19.309	115.903	107.030
4	10:46:55.400	1:06.590	22.816	25.443	18.331	115.703	107.717
5	10:48:01.271	1:05.871	22.195	25.282	18.394	108.764	108.941
6	10:49:07.524	1:06.253	22.878	25.103	18.272	111.105	107.544
7	10:50:18.260	1:10.736	22.814	25.856	22.066	108.764	59.545
8	10:51:30.194	1:11.934	23.896	24.749	23.289	111.474	30.997

Lap	Time of Day	Lap Tm	S1	S2	S3	S3Spd	SFSpd
(60) Douglas BROWN							
1	10:43:30.137			26.114	19.637	104.529	100.161
2	10:44:38.028	1:07.891	22.856	25.829	19.206	108.764	101.066
3	10:45:45.418	1:07.390	22.610	25.545	19.235	109.653	103.242
4	10:46:51.902	1:06.484	22.481	25.203	18.800	109.296	103.561
5	10:47:59.372	1:07.470	22.816	25.038	19.616	110.556	81.048
6	10:49:36.380	1:37.008	28.407	45.071	23.530	52.062	26.514

Lap	Time of Day	Lap Tm	S1	S2	S3	S3Spd	SFSpd
(196) Martin MacLENNAN							
1	10:43:43.572			28.908	20.995	99.419	89.358
2	10:44:56.872	1:13.300	24.856	27.769	20.675	97.117	88.183
3	10:46:09.076	1:12.204	24.206	27.671	20.327	100.011	90.564
4	10:47:19.219	1:10.143	23.422	26.771	19.950	97.967	89.477
5	10:48:27.556	1:08.337	23.091	26.253	18.993	100.460	93.988
6	10:49:36.373	1:08.817	22.945	26.339	19.533	98.979	92.054
7	10:50:43.725	1:07.352	22.313	25.812	19.22		

KMSC National Motorcycle Racing


National Pre-Injection 600

Knockhill 1.267 miles

Qualifying

03/09/2016 11:15

Qualifying (10:00 Time) started at 10:42:10



Lap	Time of Day	Lap Tm	S1	S2	S3	S3Spd	SFSpd	Lap	Time of Day	Lap Tm	S1	S2	S3	S3Spd	SFSpd
2	10:44:47.053	1:09.637	23.220	27.112	19.305	105.515	100.161								
3	10:45:56.877	1:09.824	22.996	27.378	19.450	94.518	100.011								
4	10:47:06.213	1:09.336	23.182	26.973	19.181	104.043	95.323								
5	10:48:14.211	1:07.998	23.069	26.078	18.851	104.692	100.611								
6	10:49:22.838	1:08.627	22.479	27.011	19.137	105.184	99.272								
7	10:50:33.215	1:10.377	23.147	28.386	18.844	107.372	99.863								
8	10:51:40.297	1:07.082	22.689	25.831	18.562	110.922	101.524								
9	10:52:48.343	1:08.046	22.915	25.969	19.162	106.183	99.566								

(79) Jimmy ROTHERY

1	10:43:32.721			27.167	19.275	105.184	104.204
2	10:44:40.537	1:07.816	22.880	26.143	18.793	107.544	104.366
3	10:45:48.099	1:07.562	22.741	26.056	18.765	108.413	104.366
4	10:46:57.036	1:08.937	23.016	26.935	18.986	108.238	104.204
5	10:48:05.288	1:08.252	22.989	26.254	19.009	108.764	104.204
6	10:49:15.961	1:10.673	23.577	28.017	19.079	107.030	104.366
7	10:50:49.050	1:33.089	24.326	36.462	32.301	76.782	32.140

(32) Ross RADLEY

1	10:43:52.407			34.165	24.308	79.606	95.459
2	10:45:15.910	1:23.503	27.606	32.891	23.006	86.590	99.272
3	10:46:37.977	1:22.067	27.039	32.654	22.374	92.818	96.558
4	10:47:58.809	1:20.832	27.198	31.455	22.179	91.427	98.979
5	10:49:18.824	1:20.015	26.807	31.456	21.752	93.726	99.125
6	10:50:38.394	1:19.570	26.230	31.481	21.859	91.552	99.419
7	10:51:56.619	1:18.225	26.011	30.759	21.455	92.690	100.914
8	10:53:13.806	1:17.187	25.589	30.223	21.375	94.120	100.161

Clerk of the Course :

Sig : Time :

Chief Timekeeper : Ian Sharp (SMART Timing)

Results available at www.mylaps.com and www.smart-timing.co.uk

Printed: 05/09/2016 13:30:47

Orbits



KMSC National Motorcycle Racing

National Pre-Injection 600

Knockhill 1.267 miles

Race 2 - 1st Race

03/09/2016 13:45

Race (10 Laps) started at 14:00:44

POLE POSITION

1	1 48 David McCafferty 58.115	2 41 Kieran Murray 59.114	3 15 Jon Dickie 59.168
2	4 26 Alan McGregor 59.215	5 91 Lewis Shand 59.238	6 89 Alex Bass 1:00.552
3	7 22 William Mason 1:00.641	8 11 Ross Watts 1:02.115	9 6 James Wilken 1:02.209
4	10 73 Fraser Cameron 1:05.871	11 60 Douglas Brown 1:06.484	12 196 Martin MacLennan 1:06.812
5	13 45 Gerry Sullivan 1:07.082	14 79 Jimmy Rothery 1:07.562	15 32 Ross Radley 1:17.187

Clerk of the Course :

Sig : Time :

Chief Timekeeper : Ian Sharp (SMART Timing)

Results available at www.mylaps.com and www.smart-timing.co.uk

Orbits



KMSC National Motorcycle Racing

National Pre-Injection 600

Knockhill 1.267 miles

Race 24 - 2nd Race

04/09/2016 13:30

Race (10 Laps) started at 13:26:03

POLE POSITION

1	1 48 David McCafferty 58.115	2 41 Kieran Murray 59.114	3 15 Jon Dickie 59.168
2	4 26 Alan McGregor 59.215	5 91 Lewis Shand 59.238	6 89 Alex Bass 1:00.552
3	7 22 William Mason 1:00.641	8 11 Ross Watts 1:02.115	9 6 James Wilken 1:02.209
4	10 73 Fraser Cameron 1:05.871	11 60 Douglas Brown 1:06.484	12 196 Martin MacLennan 1:06.812
5	13 45 Gerry Sullivan 1:07.082	14 79 Jimmy Rothery 1:07.562	15 32 Ross Radley 1:17.187

Clerk of the Course :

Sig : Time :

Chief Timekeeper : Ian Sharp (SMART Timing)

Results available at www.mylaps.com and www.smart-timing.co.uk

Printed: 05/09/2016 13:31:37

Orbits



Qualifying Results

KMSC National Motorcycle Racing

Sorted on best lap time

Scottish Championship Superstock 600

Knockhill 1.267 miles

Qualifying

03/09/2016 11:30

Qualifying (10:00 Time) started at 10:55:02

Pos	No.	Name	Make/Model	CC	Class	Laps	Best Tm	In Lap	Diff	Avg. Speed
1	8	Lewis ROLLO	Kawasaki	ZXR 600	S6	11	54.862	10		80.188
2	45	Ewan GRAY	Kawasaki	ZX6R 600	S6	11	55.952	10	1.090	80.104
3	64	Sam MUNRO	Kawasaki	ZX6R 600	S6	11	56.336	8	1.474	78.218
4	31	Torquil PATERSON	Yamaha	R6 600	S6	10	57.169	8	2.307	74.588
5	84	Kyle HARPER	Kawasaki	ZX6R 600	S6	10	57.291	10	2.429	77.347
6	81	Ryan WATSON	Yamaha	R6 600	S6	10	57.652	10	2.790	74.817
7	99	Callum GRIGOR	Kawasaki	ZX6R 600	S6	10	57.833	7	2.971	74.815
8	75	Charlie BUNYAN	Yamaha	R6 600	S6	10	58.406	9	3.544	73.632
9	21	Mike SWANSON	Yamaha	R6 600	S6	9	58.820	8	3.958	71.860
10	11	Patrick FORMAN	Kawasaki	ZX6R 600	S6	10	58.942	10	4.080	74.927
11	28	Paul BOWERBANK	Yamaha	R6 600	S6	10	59.944	4	5.082	73.009
12	27	Andy DONALD	Kawasaki		S6	10	1:00.224	8	5.362	71.751
13	87	Steven ALLISON	Kawasaki	ZX6R 600	S6	10	1:00.291	9	5.429	72.943
14	12	Graeme KERR	Suzuki	GSXR 600	S6	10	1:00.391	9	5.529	73.488
15	85	Keith DICKIE	Triumph	Daytona 675	S6	8	1:01.136	6	6.274	60.617
16	89	David MUNRO	Yamaha	R6 600	S6	10	1:01.284	9	6.422	70.452
17	35	Kevin GILES	Kawasaki	ZX6R 600	S6	10	1:01.297	9	6.435	72.626
18	79	Ashley ROBSON	Kawasaki	ZX6R 600	S6	9	1:01.655	9	6.793	69.905
19	7	Titus MacINTOSH	Kawasaki	ZX6R	S6	9	1:01.721	9	6.859	66.909
20	72	Peter DUNCAN	Triumph	675R	S6	9	1:01.735	5	6.873	69.839
21	58	Barry STEWART	Yamaha	R6 600	S6	10	1:01.754	7	6.892	72.734
22	17	Roddy MacLEOD	Suzuki	GSXR 600 K7	S6	4	1:02.285	3	7.423	69.065
23	54	Ross KIRTON	Yamaha	R6 600	S6	7	1:05.698	6	10.836	58.153
24	855	Graeme CHARNLEY	Yamaha	R6 600	S6	9	1:05.703	9	10.841	66.041
25	184	Ryan GIBSON	Yamaha	R6 600	S6	9	1:06.268	4	11.406	64.894

Clerk of the Course :

Sig : Time :

Chief Timekeeper : Ian Sharp (SMART Timing)

Results available at www.mylaps.com and www.smart-timing.co.uk

Printed: 05/09/2016 17:21:34

Orbits



KMSC National Motorcycle Racing

Scottish Championship Superstock 600

Knockhill 1.267 miles

Qualifying

03/09/2016 11:30

Qualifying (10:00 Time) started at 10:55:02

Lap	Time of Day	Lap Tm	S1	S2	S3	S3Spd	SFSpd
(8) Lewis ROLLO							
1	10:56:06.124			22.741	16.238	124.273	115.305
2	10:57:03.126	57.002	19.113	22.008	15.881	124.044	117.526
3	10:57:59.446	56.320	18.787	21.684	15.849	124.968	116.304
4	10:58:55.885	56.439	18.726	21.807	15.906	124.968	116.304
5	10:59:52.024	56.139	18.561	22.101	15.477	125.670	117.116
6	11:00:48.977	56.953	18.768	22.480	15.705	125.201	117.116
7	11:01:44.601	55.624	18.470	21.491	15.663	126.380	116.506
8	11:02:40.377	55.776	18.884	21.327	15.565	126.380	117.940
9	11:03:37.942	57.565	20.092	22.061	15.412	126.380	117.116
10	11:04:32.804	54.862	18.338	21.152	15.372	127.098	117.733
11	11:05:28.399	55.595	18.524	21.449	15.622	126.857	117.321

Lap	Time of Day	Lap Tm	S1	S2	S3	S3Spd	SFSpd
(45) Ewan GRAY							
1	10:56:03.174			22.181	16.227	120.265	113.357
2	10:57:00.013	56.839	19.259	21.694	15.886	123.587	114.714
3	10:57:56.502	56.489	19.029	21.572	15.888	122.236	115.305
4	10:58:52.683	56.181	18.803	21.396	15.882	123.815	113.549
5	10:59:49.201	56.518	18.738	21.707	16.073	122.683	114.129
6	11:00:47.080	57.879	19.474	22.404	16.001	122.236	114.714
7	11:01:43.553	56.473	18.838	21.583	16.052	124.735	114.129
8	11:02:39.567	56.014	18.743	21.384	15.887	124.044	115.703
9	11:03:36.350	56.783	19.049	21.843	15.891	120.915	114.518
10	11:04:32.302	55.952	18.679	21.405	15.868	123.587	115.703
11	11:05:29.054	56.752	18.828	21.782	16.142	122.908	112.408

Lap	Time of Day	Lap Tm	S1	S2	S3	S3Spd	SFSpd
(64) Sam MUNRO							
1	10:56:05.077			22.671	16.347	120.049	110.922
2	10:57:03.005	57.928	19.535	22.223	16.170	120.480	112.220
3	10:58:00.937	57.932	19.224	22.381	16.327	122.014	111.660
4	10:58:57.992	57.055	19.031	21.978	16.046	122.459	112.220
5	10:59:56.927	58.935	18.931	23.702	16.302	122.014	112.220
6	11:00:53.930	57.003	18.985	22.092	15.926	122.908	112.597
7	11:01:51.595	57.665	19.152	22.479	16.034	121.352	111.660
8	11:02:47.931	56.336	18.829	21.485	16.022	122.683	112.408
9	11:03:46.503	58.572	19.135	22.757	16.680	121.572	111.846
10	11:04:42.972	56.469	18.765	21.905	15.799	122.683	112.786
11	11:05:44.156	1:01.184	19.010	21.825	20.349	122.236	30.379

Lap	Time of Day	Lap Tm	S1	S2	S3	S3Spd	SFSpd
(31) Torquil PATERSON							
1	10:56:26.431			25.734	18.396	116.912	113.549
2	10:57:29.109	1:02.678	20.929	24.661	17.088	122.459	115.305
3	10:58:27.879	58.770	19.768	22.349	16.653	124.273	114.910
4	10:59:25.710	57.831	19.278	22.018	16.535	125.435	115.504
5	11:00:23.167	57.457	18.946	22.191	16.320	124.504	115.504
6	11:01:23.005	59.838	19.947	23.258	16.633	126.142	115.504
7	11:02:21.028	58.023	19.316	22.129	16.578	125.905	115.504
8	11:03:18.197	57.169	18.897	22.021	16.251	125.201	115.107
9	11:04:16.486	58.289	18.917	22.531	16.841	124.273	114.518
10	11:05:14.219	57.733	19.120	22.192	16.421	125.670	113.166

Lap	Time of Day	Lap Tm	S1	S2	S3	S3Spd	SFSpd
(84) Kyle HARPER							
1	10:56:07.818			23.585	16.436	120.049	112.786
2	10:57:07.491	59.673	20.305	23.186	16.182	120.265	113.549
3	10:58:04.935	57.444	19.292	22.003	16.149	121.792	113.549
4	10:59:02.386	57.451	19.242	21.936	16.273	121.352	113.742
5	11:00:00.148	57.762	19.291	22.145	16.326	122.014	114.129
6	11:00:57.693	57.545	19.375	22.051	16.119	122.683	114.323
7	11:01:58.822	1:01.129	20.756	23.644	16.729	121.792	114.714
8	11:02:56.491	57.669	19.309	22.230	16.130	123.133	114.910
9	11:03:55.122	58.631	19.315	22.858	16.458	123.133	115.107
10	11:04:52.413	57.291	19.325	21.937	16.029	122.014	114.910

Lap	Time of Day	Lap Tm	S1	S2	S3	S3Spd	SFSpd
(81) Ryan WATSON							
1	10:56:15.998			25.296	17.535	120.915	117.940

Lap	Time of Day	Lap Tm	S1	S2	S3	S3Spd	SFSpd
2	10:57:17.778	1:01.780	21.041	23.788	16.951	123.815	119.196
3	10:58:18.348	1:00.570	20.488	23.204	16.878	126.380	119.196
4	10:59:19.535	1:01.187	20.854	23.512	16.821	125.201	119.621
5	11:00:18.979	59.444	20.124	22.740	16.580	126.618	120.480
6	11:01:18.916	59.937	20.295	22.926	16.716	126.380	118.985
7	11:02:17.128	58.212	19.559	22.368	16.285	127.339	120.480
8	11:03:14.977	57.849	19.346	22.331	16.172	128.068	120.915
9	11:04:14.699	59.722	19.487	23.357	16.878	123.360	120.049
10	11:05:12.351	57.652	19.108	22.108	16.436	127.098	121.133

Lap	Time of Day	Lap Tm	S1	S2	S3	S3Spd	SFSpd
(99) Callum GRIGOR							
1	10:56:21.656			25.140	17.427	119.621	113.935
2	10:57:22.091	1:00.435	20.280	23.377	16.778	123.133	114.714
3	10:58:21.395	59.304	20.035	22.853	16.416	121.352	114.714
4	10:59:20.078	58.683	19.709	22.458	16.516	123.360	115.107
5	11:00:18.909	58.831	19.787	22.666	16.378	125.905	115.107
6	11:01:17.910	59.001	19.843	22.492	16.666	121.352	114.714
7	11:02:15.743	57.833	19.416	22.148	16.269	122.683	115.107
8	11:03:14.413	58.670	19.560	22.565	16.545	122.014	114.910
9	11:04:13.824	59.411	19.856	23.185	16.370	122.236	114.910
10	11:05:12.368	58.544	19.536	22.503	16.505	123.587	115.107

Lap	Time of Day	Lap Tm	S1	S2	S3	S3Spd	SFSpd
(75) Charlie BUNYAN							
1	10:56:20.574			26.229	17.948	115.903	111.660
2	10:57:23.267	1:02.693	21.764	23.793	17.136	120.915	112.597
3	10:58:23.608	1:00.341	20.240	23.194	16.907	122.459	112.976
4	10:59:23.310	59.702	19.839	22.938	16.925	123.133	112.786
5	11:00:22.640	59.330	19.879	22.832	16.619	122.014	113.742
6	11:01:22.938	1:00.298	20.365	23.215	16.718	123.133	113.935
7	11:02:22.036	59.098	19.836	22.759	16.503	122.908	114.323
8	11:03:21.636	59.600	20.073	22.834	16.693	123.815	113.935
9	11:04:20.042	58.406	19.438	22.520	16.448	121.572	114.129
10	11:05:22.163	1:02.121	20.143	23.476	18.502	122.236	57.357

Lap	Time of Day	Lap Tm	S1	S2	S3	S3Spd	SFSpd
(21) Mike SWANSON							
1	10:56:25.597			26.931	18.684	111.846	110.556
2	10:57:28.932	1:03.335	21.592	24.519	17.224	120.049	112.220
3	10:58:29.306	1:00.374	20.457	22.903	17.014	122.459	112.220
4	10:59:30.601	1:01.295	20.850	23.317	17.128	122.908	112.033
5	11:00:29.755	59.154	19.571	22.757	16.826	121.572	112.408
6	11:01:29.754	59.999	19.978	23.152	16.869	121.572	113.166
7	11:02:30.883	1:01.129	20.865	23.236	17.028	121.572	112.597
8	11:03:29.703	58.820	19.434	22.670	16.716	122.236	112.786
9	11:04:33.966	1:04.263	19.485	22.532	22.246	124.044	27.213

Lap	Time of Day	Lap Tm	S1	S2	S3	S3Spd	SFSpd
(11) Patrick FORMAN							
1	10:56:09.423			23.673	17.438	118.356	112.408
2	10:57:09.809	1:00.386	20.274	23.141	16.971	117.733	113.935
3	10:58:11.809	1:02.000	21.138	23.793	17.069	118.565	111.846
4	10:59:11.790	59.981	20.233	22.84			

KMSC National Motorcycle Racing

Scottish Championship Superstock 600

Knockhill 1.267 miles

Qualifying

03/09/2016 11:30

Qualifying (10:00 Time) started at 10:55:02

Lap	Time of Day	Lap Tm	S1	S2	S3	S3Spd	SFSpd
9	11:04:16.565	1:01.490	20.405	23.774	17.311	120.049	115.305
10	11:05:27.448	1:10.883	20.816	25.258	24.809	109.474	23.746
(27) Andy DONALD							
1	10:56:19.226			25.814	18.418	114.910	112.033
2	10:57:21.712	1:02.486	21.208	24.035	17.243	119.409	113.357
3	10:58:23.877	1:02.165	21.159	23.533	17.473	119.835	112.976
4	10:59:25.681	1:01.804	20.493	23.803	17.508	119.409	112.033
5	11:00:27.854	1:02.173	21.132	23.662	17.379	117.940	113.549
6	11:01:29.403	1:01.549	20.925	23.743	16.881	120.480	113.166
7	11:02:31.361	1:01.958	20.894	23.462	17.602	121.133	112.786
8	11:03:31.585	1:00.224	20.249	23.146	16.829	122.908	113.549
9	11:04:32.191	1:00.606	20.364	23.399	16.843	121.352	113.935
10	11:05:38.401	1:06.210	21.145	23.226	21.839	122.014	31.126

Lap	Time of Day	Lap Tm	S1	S2	S3	S3Spd	SFSpd
(87) Steven ALLISON							
1	10:56:17.769			25.524	18.202	116.506	112.220
2	10:57:20.434	1:02.665	21.103	24.248	17.314	117.733	112.220
3	10:58:22.165	1:01.731			17.234	118.147	113.166
4	10:59:23.227	1:01.062			17.335	118.775	111.474
5	11:00:24.630	1:01.403	20.508	23.416	17.479	108.238	113.549
6	11:01:25.518	1:00.888	20.158	23.737	16.993	119.409	113.935
7	11:02:26.131	1:00.613			16.953	120.480	114.129
8	11:03:26.801	1:00.670		23.556	16.734	121.792	113.166
9	11:04:27.092	1:00.291			17.179	119.409	112.033
10	11:05:28.016	1:00.924			17.545	119.835	109.653

Lap	Time of Day	Lap Tm	S1	S2	S3	S3Spd	SFSpd
(12) Graeme KERR							
1	10:56:13.531			24.588	17.628	117.733	109.653
2	10:57:15.054	1:01.523	21.273	23.422	16.828	119.621	110.012
3	10:58:16.309	1:01.255	20.592	23.352	17.311	117.526	104.856
4	10:59:17.382	1:01.073	20.585	23.240	17.248	117.116	108.941
5	11:00:18.171	1:00.789	20.441	23.194	17.154	116.506	108.238
6	11:01:20.160	1:01.989	20.833	23.738	17.418	118.565	108.764
7	11:02:20.914	1:00.754	20.388	23.404	16.962	119.835	108.588
8	11:03:21.575	1:00.661	20.206	23.066	17.389	117.321	108.764
9	11:04:21.966	1:00.391	20.084	23.101	17.206	118.985	109.118
10	11:05:23.378	1:01.412	20.424	23.648	17.340	116.912	106.015

Lap	Time of Day	Lap Tm	S1	S2	S3	S3Spd	SFSpd
(85) Keith DICKIE							
1	10:57:40.332			25.942	17.957	108.941	112.033
2	10:58:43.362	1:03.030	21.190	24.474	17.366	113.935	114.518
3	10:59:47.843	1:04.481	22.269	24.540	17.672	118.356	113.935
4	11:00:51.124	1:03.281	20.888	25.164	17.229	115.107	114.518
5	11:01:52.799	1:01.675	20.429	24.095	17.151	116.709	114.714
6	11:02:53.935	1:01.136	20.131	23.643	17.362	119.621	113.357
7	11:03:55.512	1:01.577	20.232	23.700	17.645	119.835	112.220
8	11:05:04.677	1:09.165	21.527	25.493	22.145	107.717	35.696

Lap	Time of Day	Lap Tm	S1	S2	S3	S3Spd	SFSpd
(89) David MUNRO							
1	10:56:19.055			26.217	19.014	112.408	110.012
2	10:57:24.545	1:05.490	22.296	25.166	18.028	116.912	110.193
3	10:58:27.874	1:03.329	21.401	24.111	17.817	117.733	110.374
4	10:59:31.624	1:03.750	21.968	23.483	18.299	117.116	111.660
5	11:00:34.425	1:02.801	21.050	23.678	18.073	116.506	110.012
6	11:01:36.978	1:02.553	20.844	23.950	17.759	117.321	110.922
7	11:02:39.297	1:02.319	21.214	23.710	17.395	117.116	112.408
8	11:03:40.885	1:01.588	21.010	23.239	17.339	118.985	112.033
9	11:04:42.169	1:01.284	20.419	23.181	17.684	120.265	112.220
10	11:05:50.120	1:07.951	20.246	23.504	24.201	118.775	26.951

Lap	Time of Day	Lap Tm	S1	S2	S3	S3Spd	SFSpd
(35) Kevin GILES							
1	10:56:12.552			24.740	17.767	114.714	109.474
2	10:57:15.431	1:02.879	20.986	23.761	18.132	118.147	111.290
3	10:58:17.404	1:01.973	21.049	23.571	17.353	120.049	110.922
4	10:59:19.135	1:01.731	20.899	23.565	17.267	118.985	111.660

Lap	Time of Day	Lap Tm	S1	S2	S3	S3Spd	SFSpd
5	11:00:21.618	1:02.483	21.396	23.604	17.483	119.835	111.846
6	11:01:23.580	1:01.962	21.119	23.317	17.526	120.480	110.556
7	11:02:25.014	1:01.434	20.785	23.578	17.071	121.133	111.474
8	11:03:27.332	1:02.318	20.999	23.769	17.550	118.775	111.474
9	11:04:28.629	1:01.297	20.558	23.521	17.218	119.621	111.105
10	11:05:30.741	1:02.112	20.695	23.526	17.891	119.409	111.290

Lap	Time of Day	Lap Tm	S1	S2	S3	S3Spd	SFSpd
(79) Ashley ROBSON							
1	10:56:25.236			27.735	18.642	107.372	107.201
2	10:57:30.920	1:05.684	21.661	25.976	18.047	110.374	106.520
3	10:58:35.375	1:04.455	21.156	24.788	18.511	110.922	105.184
4	10:59:38.389	1:03.014	21.221	24.366	17.427	110.739	108.941
5	11:00:41.305	1:02.916	21.054	24.447	17.415	110.374	108.588
6	11:01:43.612	1:02.307	20.698	24.431	17.178	111.474	107.372
7	11:02:45.898	1:02.286	20.889	23.810	17.587	113.549	108.064
8	11:03:48.282	1:02.384	21.059	24.126	17.199	113.166	108.413
9	11:04:49.937	1:01.655	20.840	23.769	17.046	111.660	107.890

Lap	Time of Day	Lap Tm	S1	S2	S3	S3Spd	SFSpd
(7) Titus MacINTOSH							
1	10:56:26.538			26.849	18.988	108.413	104.529
2	10:57:37.064	1:10.526	25.514	26.511	18.501	108.238	104.043
3	10:58:42.642	1:05.578	21.964	25.429	18.185	107.201	101.371
4	10:59:52.440	1:09.798	24.651	27.326	17.821	108.764	100.914
5	11:00:56.929	1:04.489	21.923	24.811	17.755	106.520	100.011
6	11:02:06.895	1:09.966	23.182	26.222	20.562	107.544	82.139
7	11:03:10.656	1:03.761	21.721	24.494	17.546	109.296	102.611
8	11:04:14.511	1:03.855	21.913	24.457	17.485	109.296	105.681
9	11:05:16.232	1:01.721	20.485	23.904	17.332	109.832	100.161

Lap	Time of Day	Lap Tm	S1	S2	S3	S3Spd	SFSpd
(72) Peter DUNCAN							
1	10:56:26.986			27.140	19.444	110.193	112.786
2	10:57:33.767	1:06.781	23.490	25.080	18.211	113.549	112.976
3	10:58:38.031	1:04.264	22.076	24.504	17.684	119.835	112.408
4	10:59:40.389	1:02.358	20.954	23.927	17.477	120.049	112.408
5	11:00:42.124	1:01.735	20.725	23.678	17.332	120.049	112.976
6	11:01:44.617	1:02.493	20.867	24.306	17.320	119.835	113.742
7	11:02:46.572	1:01.955	20.673	23.931	17.351	121.352	112.786
8	11:03:48.675	1:02.103	21.108	23.900	17.095	120.697	114.714
9	11:04:50.498	1:01.823	21.142	23.487	17.194	122.683	112.976

Lap	Time of Day	Lap Tm	S1	S2	S3	S3Spd	SFSpd
(58) Barry STEWART							
1	10:56:06.857			24.158	17.331	117.940	110.556
2	10:57:09.030	1:02.173	20.996	24.025	17.152	120.480	108.413
3	10:58:12.562	1:03.532	21.605	24.149	17.778	117.733	110.193
4	10:59:14.868	1:02.306	20.554	24.440	17.312	117.116	109.296
5	11:00:17.248	1:02.380	21.358	23.892	17.130	119.835	110.374
6	11:01:19.436	1:02.188	20.635	24.101	17.452	119.835	112.220
7	11:02:21.190	1:01.754	20.568	23.656	17.530	120.697	106.689
8	11:03:24.871	1:03.681	21.441	24.916	17.324	118.565	110

KMSC National Motorcycle Racing

Scottish Championship Superstock 600

Knockhill 1.267 miles

Qualifying

03/09/2016 11:30

Qualifying (10:00 Time) started at 10:55:02



Lap	Time of Day	Lap Tm	S1	S2	S3	S3Spd	SFSpd	Lap	Time of Day	Lap Tm	S1	S2	S3	S3Spd	SFSpd
-----	-------------	--------	----	----	----	-------	-------	-----	-------------	--------	----	----	----	-------	-------

(855) Graeme CHARNLEY

1	10:56:26.096			27.443	19.141	107.544	110.012								
2	10:57:33.560	1:07.464	23.502	25.759	18.203	113.935	110.374								
3	10:58:42.326	1:08.766	23.648	26.464	18.654	111.290	104.043								
4	10:59:49.707	1:07.381	23.075	25.808	18.498	115.305	110.193								
5	11:00:56.429	1:06.722	22.424	25.655	18.643	112.597	108.764								
6	11:02:04.354	1:07.925	23.049	26.420	18.456	113.935	110.012								
7	11:03:11.355	1:07.001	22.458	25.875	18.668	116.103	110.012								
8	11:04:18.597	1:07.242	22.746	25.651	18.845	108.413	109.832								
9	11:05:24.300	1:05.703	22.087	25.383	18.233	113.935	108.764								

(184) Ryan GIBSON

1	10:56:22.689			26.854	18.814	111.660	107.201								
2	10:57:31.260	1:08.571	22.957	26.103	19.511	106.520	108.064								
3	10:58:39.544	1:08.284	22.678	26.224	19.382	110.922	102.768								
4	10:59:45.812	1:06.268	22.336	25.344	18.588	112.033	109.118								
5	11:00:53.776	1:07.964	22.070	26.185	19.709	99.863	106.351								
6	11:02:03.191	1:09.415	23.657	27.308	18.450	113.166	110.012								
7	11:03:09.884	1:06.693	21.107	25.937	19.649	113.935	105.848								
8	11:04:17.664	1:07.780	21.985	25.948	19.847	105.848	106.183								
9	11:05:35.289	1:17.625	22.316	26.241	29.068	97.399	24.244								

Clerk of the Course :

Sig : Time :
 Chief Timekeeper : Ian Sharp (SMART Timing)
 Results available at www.mylaps.com and www.smart-timing.co.uk

Printed: 05/09/2016 17:21:51

Orbits



KMSC National Motorcycle Racing

Scottish Championship Superstock 600

Knockhill 1.267 miles

Race 3 - 1st Race

03/09/2016 14:00

Race (10 Laps) started at 14:18:30

POLE POSITION

1	1 8 Lewis ROLLO 54.862	2 45 Ewan GRAY 55.952	3 64 Sam MUNRO 56.336
2	4 31 Torquil PATERSON 57.169	5 84 Kyle HARPER 57.291	6 81 Ryan WATSON 57.652
3	7 99 Callum GRIGOR 57.833	8 75 Charlie BUNYAN 58.406	9 21 Mike SWANSON 58.820
4	10 11 Patrick FORMAN 58.942	11 28 Paul BOWERBANK 59.944	12 27 Andy DONALD 1:00.224
5	13 87 Steven ALLISON 1:00.291	14 12 Graeme KERR 1:00.391	15 85 Keith DICKIE 1:01.136
6	16 89 David MUNRO 1:01.284	17 35 Kevin GILES 1:01.297	18 79 Ashley ROBSON 1:01.655
7	19 7 Titus MacINTOSH 1:01.721	20 72 Peter DUNCAN 1:01.735	21 58 Barry STEWART 1:01.754
8	22 17 Roddy MacLEOD 1:02.285	23 54 Ross KIRTON 1:05.698	24 855 Graeme CHARNLEY 1:05.703
9	25 184 Ryan GIBSON 1:06.268		

Clerk of the Course :

Sig : Time :

Chief Timekeeper : Ian Sharp (SMART Timing)

Results available at www.mylaps.com and www.smart-timing.co.uk

Orbits



KMSC National Motorcycle Racing

Scottish Championship Superstock 600

Knockhill 1.267 miles

Race 25 - 2nd Race

04/09/2016 13:45

Race (10 Laps) started at 13:40:49

POLE POSITION

1	1 8 Lewis ROLLO 54.862	2 45 Ewan GRAY 55.952	3 64 Sam MUNRO 56.336
2	4 31 Torquil PATERSON 57.169	5 84 Kyle HARPER 57.291	6 81 Ryan WATSON 57.652
3	7 99 Callum GRIGOR 57.833	8 75 Charlie BUNYAN 58.406	9 21 Mike SWANSON 58.820
4	10 11 Patrick FORMAN 58.942	11 28 Paul BOWERBANK 59.944	12 27 Andy DONALD 1:00.224
5	13 87 Steven ALLISON 1:00.291	14 12 Graeme KERR 1:00.391	15 85 Keith DICKIE 1:01.136
6	16 89 David MUNRO 1:01.284	17 35 Kevin GILES 1:01.297	18 79 Ashley ROBSON 1:01.655
7	19 7 Titus MacINTOSH 1:01.721	20 72 Peter DUNCAN 1:01.735	21 58 Barry STEWART 1:01.754
8	22 17 Roddy MacLEOD 1:02.285	23 54 Ross KIRTON 1:05.698	24 855 Graeme CHARNLEY 1:05.703
9	25 184 Ryan GIBSON 1:06.268		

Clerk of the Course :

Sig : Time :

Chief Timekeeper : Ian Sharp (SMART Timing)

Results available at www.mylaps.com and www.smart-timing.co.uk

Printed: 05/09/2016 17:22:34

Orbits



Qualifying Results

KMSC National Motorcycle Racing

Sorted on best lap time

KMSC Open Post Classics / Classics

Knockhill 1.267 miles

Qualifying

03/09/2016 11:45

Qualifying (10:00 Time) started at 11:07:38

Pos	No.	Name	Make/Model	CC	Class	Laps	Best Tm	In Lap	Diff	Avg. Speed
1	48	Mark BOWRAN	Honda	CBR600	PC	9	1:05.243	4		65.906
2	87	Jodie CHALK	Honda	CBR500	PC	9	1:05.505	5	0.262	58.913
3	51	Neil MUNRO	Honda	CBR500	PC	9	1:05.610	8	0.367	66.532
4	111	Jimmy SHANKS	Honda	CB500	PC	7	1:07.014	5	1.771	66.482
5	12	Dan JAMES	Ducati	620	PC	7	1:07.429	6	2.186	64.029
6	25	Andrew KIRKWOOD	Honda	CB500	PC	9	1:08.784	6	3.541	63.869
7	117	Lianne MAYHEW	Kawasaki	ZX6R 400	SL	7	1:09.563	6	4.320	61.485
8	118	Rod WALKER	Kawasaki	ZXR400	SL	9	1:09.935	7	4.692	60.469
9	3	Ian RUSSELL	Honda	NSR250	PC	8	1:19.367	8	14.124	55.313

Clerk of the Course :

Sig : Time :

Chief Timekeeper : Ian Sharp (SMART Timing)

Results available at www.mylaps.com and www.smart-timing.co.uk

Printed: 05/09/2016 12:52:55

Orbits



KMSC National Motorcycle Racing

KMSC Open Post Classics / Classics

Knockhill 1.267 miles

Qualifying

03/09/2016 11:45

Qualifying (10:00 Time) started at 11:07:38

Lap	Time of Day	Lap Tm	S1	S2	S3	S3Spd	SFSpd
(48) Mark BOWRAN							
1	11:09:03.883			32.487	19.850		93.465
2	11:10:11.569	1:07.686	23.260	25.282	19.144		94.120
3	11:11:18.094	1:06.525	22.301	25.481	18.743	102.768	94.651
4	11:12:23.337	1:05.243	21.908	24.854	18.481	102.142	94.919
5	11:13:29.067	1:05.730	21.970	24.926	18.834		93.726
6	11:14:34.712	1:05.645	21.713	24.852	19.080		93.857
7	11:15:42.754	1:08.042	22.977	25.992	19.073		94.385
8	11:16:50.073	1:07.319	22.612	25.243	19.464		91.427
9	11:18:01.042	1:10.969	22.818	25.408	22.743		33.288

Lap	Time of Day	Lap Tm	S1	S2	S3	S3Spd	SFSpd
(87) Jodie CHALK							
1	11:08:50.546			26.758	19.132	97.257	91.179
2	11:09:58.355	1:07.809	22.480	26.282	19.047	98.979	91.677
3	11:11:05.848	1:07.493	22.504	26.256	18.733	99.714	92.947
4	11:12:11.854	1:06.006	21.949	25.489	18.568	99.863	92.435
5	11:13:17.359	1:05.505	21.596	25.315	18.594	99.714	92.562
6	11:14:23.549	1:06.190	22.335	25.231	18.624	98.979	92.308
7	11:15:33.861	1:10.312	21.856	25.634	22.822	99.419	39.084
8	11:17:37.890	2:04.029	1:19.091	25.491	19.447	99.714	90.809
9	11:19:14.980	1:37.090	29.091	37.576	30.423	75.487	29.446

Lap	Time of Day	Lap Tm	S1	S2	S3	S3Spd	SFSpd
(51) Neil MUNRO							
1	11:08:55.555			27.712	19.637	98.543	94.651
2	11:10:03.850	1:08.295	23.229	26.305	18.761	102.611	96.281
3	11:11:10.875	1:07.025	22.355	25.883	18.787	102.611	95.868
4	11:12:17.422	1:06.547	22.469	25.587	18.491	104.043	96.419
5	11:13:23.491	1:06.069	21.940	25.170	18.959	105.184	96.419
6	11:14:30.323	1:06.832	21.858	26.232	18.742	102.298	96.143
7	11:15:36.269	1:05.946	21.634	25.120	19.192	103.242	91.552
8	11:16:41.879	1:05.610	21.790	25.215	18.605	102.926	94.919
9	11:17:55.183	1:13.304	21.822	25.812	25.670	101.524	24.690

Lap	Time of Day	Lap Tm	S1	S2	S3	S3Spd	SFSpd
(111) Jimmy SHANKS							
1	11:08:51.891			27.304	20.229	87.837	85.379
2	11:10:00.263	1:08.372	22.680	25.732	19.960	94.252	86.368
3	11:11:07.991	1:07.728	22.591	25.620	19.517	94.785	86.814
4	11:12:15.088	1:07.097	22.245	25.098	19.754	95.459	86.146
5	11:13:22.102	1:07.014	22.105	25.390	19.519	94.518	85.925
6	11:14:29.183	1:07.081	22.086	25.781	19.214	94.385	86.257
7	11:15:38.434	1:09.251	22.168	25.251	21.832	94.518	31.729

Lap	Time of Day	Lap Tm	S1	S2	S3	S3Spd	SFSpd
(12) Dan JAMES							
1	11:09:00.314			29.349	21.397	88.299	82.645
2	11:10:11.987	1:11.673	24.181	27.702	19.790	93.726	89.596
3	11:11:20.903	1:08.916	23.059	26.384	19.473	95.323	91.179
4	11:12:28.840	1:07.937	22.445	26.045	19.447	95.595	88.884
5	11:13:36.578	1:07.738	22.354	26.024	19.360	95.868	89.836
6	11:14:44.007	1:07.429	22.295	26.127	19.007	95.459	90.686
7	11:15:56.836	1:12.829	23.038	27.019	22.772	96.836	36.196

Lap	Time of Day	Lap Tm	S1	S2	S3	S3Spd	SFSpd
(25) Andrew KIRKWOOD							
1	11:09:00.181			28.466	20.331	91.802	83.571
2	11:10:10.469	1:10.288	23.557	26.790	19.941	91.802	83.157
3	11:11:20.827	1:10.358	23.044	27.116	20.198	90.198	83.467
4	11:12:31.147	1:10.320	23.633	26.957	19.730	90.442	83.780
5	11:13:40.810	1:09.663	23.117	26.823	19.723	90.077	82.747
6	11:14:49.594	1:08.784	22.819	26.279	19.686	91.055	83.157
7	11:15:59.018	1:09.424	23.021	26.724	19.679	90.442	82.951
8	11:17:10.300	1:11.282	24.509	26.894	19.879	90.320	82.951
9	11:18:20.914	1:10.614	23.084	26.906	20.624	90.320	83.571

Lap	Time of Day	Lap Tm	S1	S2	S3	S3Spd	SFSpd
(117) Lianne MAYHEW							
1	11:09:09.078			31.471	23.763	88.299	86.368
2	11:10:22.272	1:13.194	24.715	27.920	20.559	93.205	87.494

Lap	Time of Day	Lap Tm	S1	S2	S3	S3Spd	SFSpd
3	11:11:32.765	1:10.493	23.782	26.872	19.839	94.120	88.183
4	11:12:42.787	1:10.022	23.753	26.552	19.717	96.836	87.380
5	11:13:52.749	1:09.962	23.338	26.786	19.838	95.595	86.035
6	11:15:02.312	1:09.563	23.006	26.629	19.928	94.252	88.068
7	11:16:17.469	1:15.157	23.318	26.278	25.561	95.188	25.771

Lap	Time of Day	Lap Tm	S1	S2	S3	S3Spd	SFSpd
(118) Rod WALKER							
1	11:09:09.793			30.307	22.869	89.716	82.849
2	11:10:24.235	1:14.442	25.966	28.020	20.456	92.308	83.780
3	11:11:36.736	1:12.501	24.585	27.395	20.521	94.252	86.146
4	11:12:48.685	1:11.949	24.266	27.112	20.571	92.435	85.596
5	11:13:59.579	1:10.894	23.818	26.835	20.241	93.465	85.925
6	11:15:09.906	1:10.327	23.626	26.402	20.299	93.205	84.946
7	11:16:19.841	1:09.935	23.517	26.380	20.038	93.726	86.479
8	11:17:30.014	1:10.173	23.050	26.129	20.994	95.053	84.095
9	11:18:57.046	1:27.032	25.873	30.848	30.311	85.925	25.741

Lap	Time of Day	Lap Tm	S1	S2	S3	S3Spd	SFSpd
(3) Ian RUSSELL							
1	11:09:08.579			33.317	23.944	87.608	83.780
2	11:10:31.469	1:22.890	28.334	31.413	23.143	91.677	83.675
3	11:11:52.777	1:21.308	27.399	30.703	23.206	91.303	83.780
4	11:13:13.789	1:21.012	27.793	30.458	22.761	91.802	83.780
5	11:14:35.264	1:21.475	27.659	30.534	23.282	92.054	84.732
6	11:15:56.947	1:21.683	28.238	30.300	23.145	91.427	82.747
7	11:17:18.504	1:21.557	28.206	29.887	23.464	92.690	84.625
8	11:18:37.871	1:19.367	26.959	29.583	22.825	92.818	83.260

Clerk of the Course :

Sig : Time :

Chief Timekeeper : Ian Sharp (SMART Timing)

Results available at www.mylaps.com and www.smart-timing.co.uk

Printed: 05/09/2016 12:53:13



Orbits

KMSC National Motorcycle Racing

KMSC Open Post Classics / Classics

Knockhill 1.267 miles

Race 4 - 1st Race

03/09/2016 14:15

Race (10 Laps) started at 14:41:57

POLE POSITION

1

1 48 Mark BOWRAN 1:05.243
--

2

87 Jodie CHALK 1:05.505

3

51 Neil MUNRO 1:05.610

2

4 111 Jimmy SHANKS 1:07.014
--

5

12 Dan JAMES 1:07.429

6

25 Andrew KIRKWOOD 1:08.784

3

7 117 Lianne MAYHEW 1:09.563

8

118 Rod WALKER 1:09.935

9

3 Ian RUSSELL 1:19.367

Clerk of the Course :

Sig : Time :

Chief Timekeeper : Ian Sharp (SMART Timing)

Results available at www.mylaps.com and www.smart-timing.co.uk

Printed: 05/09/2016 12:53:35

Orbits



Qualifying Results

KMSC National Motorcycle Racing

Sorted on best lap time

Scottish Championship Superbikes & KMSC Clubman

Knockhill 1.267 miles

Qualifying

03/09/2016 12:00

Qualifying (10:00 Time) started at 11:45:57

Pos	No.	Name	Make/Model	CC	Class	Laps	Best Tm	In Lap	Diff	Avg. Speed
1	79	Bruce BIRNIE	BMW	S1000RR	SB	9	56.630	8		75.999
2	3	Adrian CLARK	Kawasaki	ZX10R	SB	9	56.728	4	0.098	78.477
3	155	Scott SHAND	Yamaha	YZF R1	SB	9	56.905	4	0.275	76.245
4	55	Donald MacFADYEN	BMW	S1000RR	SB	9	57.791	7	1.161	76.260
5	31	Torquill PATERSON	MV Agusta	F3 800	SB	8	57.828	6	1.198	72.767
6	34	John DEAN	Suzuki	GSXR1000K9	SB	8	57.981	8	1.351	74.793
7	94	Greg GILFILLAN	Kawasaki	ZX10R	SB	8	58.440	8	1.810	73.249
8	112	William MONIE	Kawasaki	ZX10R	SB	8	58.453	6	1.823	73.469
9	119	Kristopher DUNCAN	Kawasaki	ZX10	SB	8	58.807	3	2.177	73.799
10	33	Graeme BODEL	BMW	S1000RR	C	8	58.827	6	2.197	67.379
11	22	Steven WATSON	Suzuki	GSXR750	C	8	59.547	8	2.917	72.418
12	71	Gavin JONES	Honda	CBR1000RR	C	8	59.606	5	2.976	71.353
13	17	Matthew PAULO	Yamaha	R1	SB	5	1:00.093	3	3.463	54.606
14	69	Rodney SCOTT	BMW	S1000RR	C	8	1:00.267	7	3.637	70.499
15	63	Kenny PATERSON	BMW	S1000RR	C	8	1:00.320	8	3.690	72.067
16	7	James LAING	BMW	S1000RR	SB	8	1:00.570	8	3.940	72.350
17	77	Angus MEARNES	Yamaha	R6 600	C	8	1:00.998	7	4.368	70.961
18	67	Des BURNS	Kawasaki	ZX10R	C	8	1:01.174	7	4.544	71.212
19	122	David SUDDER	Suzuki	GSXR 1000	C	8	1:01.456	8	4.826	70.543
20	105	James VEVERS	Kawasaki	ZX10R	SB	7	1:01.562	5	4.932	66.720
21	2	Adam LYON	Yamaha	R6	C	8	1:01.848	5	5.218	68.262
22	4	Daniel MacLEAN	Kawasaki	ZX10R	C	8	1:02.315	5	5.685	68.584
23	82	Geraint JONES	Suzuki	GSXR1000	C	8	1:02.432	5	5.802	66.815
24	26	Steven MacINTYRE	Suzuki	GSXR1000	C	8	1:02.622	4	5.992	68.270
25	5	Kyle DUNCAN	Ducati		SB	8	1:03.843	6	7.213	68.348
26	144	Aran SADLER	Kawasaki	ZX10	C	7	1:04.402	5	7.772	66.292
27	6	Calum MacLEAN	Suzuki	GSXR1000	C	7	1:06.147	7	9.517	64.098
28	36	Craig MARTIN	Honda	CBR900 RR-Y	C	7	1:06.195	6	9.565	63.503
29	14	James ROTHERY	Yamaha	R1	C	7	1:10.314	4	13.684	60.527
30	23	Alex MacLEOD	Suzuki	GSXR	C	5	1:11.447	4	14.817	60.066

Clerk of the Course :

Sig : Time :

Chief Timekeeper : Ian Sharp (SMART Timing)

Results available at www.mylaps.com and www.smart-timing.co.uk

Printed: 05/09/2016 17:09:59

Orbits



KMSC National Motorcycle Racing

Scottish Championship Superbikes & KMSC Clubman

Knockhill 1.267 miles

Qualifying

03/09/2016 12:00

Qualifying (10:00 Time) started at 11:45:57

Lap	Time of Day	Lap Tm	S1	S2	S3	S3Spd	SFSpd
(79) Bruce BIRNIE							
1	11:47:06.365			24.593	18.479	122.908	120.915
2	11:48:07.494	1:01.129	20.678	23.398	17.053	126.618	124.273
3	11:49:06.655	59.161	19.872	22.820	16.469	126.142	125.905
4	11:50:04.894	58.239	19.699	22.451	16.089	129.053	125.905
5	11:51:02.658	57.764	19.287	22.164	16.313	127.581	125.435
6	11:52:02.882	1:00.224	20.092	23.806	16.326	128.068	123.815
7	11:53:02.730	59.848	21.267	22.430	16.151	125.905	125.670
8	11:53:59.360	56.630	18.869	21.950	15.811	130.306	126.142
9	11:54:57.560	58.200	19.325	22.177	16.698	123.815	125.201

Lap	Time of Day	Lap Tm	S1	S2	S3	S3Spd	SFSpd
(3) Adrian CLARK							
1	11:47:00.637			23.082	16.821	125.905	123.133
2	11:47:58.001	57.364	19.179	22.043	16.142	126.142	126.857
3	11:48:55.158	57.157	19.004	21.923	16.230	124.504	124.735
4	11:49:51.886	56.728	18.832	21.605	16.291	125.670	125.905
5	11:50:49.685	57.799	19.367	22.361	16.071	128.559	124.968
6	11:51:46.734	57.049	18.740	22.012	16.297	128.313	126.618
7	11:52:45.064	58.330	19.700	22.485	16.145	129.802	125.905
8	11:53:43.626	58.562	19.261	23.205	16.096	123.133	126.618
9	11:54:40.505	56.879	18.886	21.885	16.108	128.559	124.044

Lap	Time of Day	Lap Tm	S1	S2	S3	S3Spd	SFSpd
(155) Scott SHAND							
1	11:47:04.501			23.780	17.222	123.360	125.670
2	11:48:03.021	58.520	19.793	22.396	16.331	131.070	125.905
3	11:49:00.437	57.416	19.126	21.913	16.377	132.102	125.670
4	11:49:57.342	56.905	19.005	21.659	16.241	131.842	126.142
5	11:50:56.117	58.775	18.962	23.323	16.490	129.551	124.968
6	11:51:54.419	58.302	19.683	22.092	16.527	125.670	125.201
7	11:52:52.717	58.298	19.178	22.496	16.624	124.735	124.504
8	11:53:51.243	58.526	19.155	22.544	16.827	125.435	125.905
9	11:54:55.817	1:04.574	19.685	24.082	20.807	118.565	39.592

Lap	Time of Day	Lap Tm	S1	S2	S3	S3Spd	SFSpd
(55) Donald MacFADYEN							
1	11:47:03.311			23.737	17.338	125.435	125.905
2	11:48:02.135	58.824	19.969	22.438	16.417	132.624	124.735
3	11:49:00.360	58.225	19.369	22.407	16.449	133.150	124.968
4	11:49:59.092	58.732	19.694	22.432	16.606	131.326	126.380
5	11:50:58.600	59.508	19.478	23.215	16.815	129.802	126.380
6	11:51:58.184	59.584	20.137	22.889	16.558	131.584	127.339
7	11:52:55.975	57.791	19.103	22.440	16.248	132.886	126.618
8	11:53:56.765	1:00.790	20.223	23.574	16.993	127.339	122.908
9	11:54:55.707	58.942	19.744	22.392	16.806	124.044	127.581

Lap	Time of Day	Lap Tm	S1	S2	S3	S3Spd	SFSpd
(31) Torquil PATERSON							
1	11:47:22.444			26.490	18.943	113.166	119.196
2	11:48:26.079	1:03.635	21.733	24.133	17.769	125.435	117.940
3	11:49:26.497	1:00.418	20.337	23.293	16.788	122.908	116.709
4	11:50:25.541	59.044	19.633	22.656	16.755	126.380	118.775
5	11:51:23.798	58.257	19.439	22.571	16.247	128.068	118.147
6	11:52:21.626	57.828	19.167	22.275	16.386	128.068	118.565
7	11:53:20.967	59.341	19.182	23.422	16.737	124.044	119.196
8	11:54:18.865	57.898	18.969	22.335	16.594	127.581	119.835

Lap	Time of Day	Lap Tm	S1	S2	S3	S3Spd	SFSpd
(34) John DEAN							
1	11:47:08.345			25.216	17.916	125.201	123.587
2	11:48:08.807	1:00.462	20.397	23.252	16.813	130.306	124.044
3	11:49:08.943	1:00.136	20.356	22.950	16.830	129.302	123.360
4	11:50:08.029	59.086	20.038	22.623	16.425	132.624	124.735
5	11:51:07.066	59.037	19.870	22.514	16.653	131.070	124.273
6	11:52:08.365	1:01.299	19.998	24.464	16.837	128.805	122.459
7	11:53:07.302	58.937	20.041	22.488	16.408	130.306	124.968
8	11:54:05.283	57.981	19.579	22.091	16.311	132.362	123.133

Lap	Time of Day	Lap Tm	S1	S2	S3	S3Spd	SFSpd
(94) Greg GILFILLAN							

Lap	Time of Day	Lap Tm	S1	S2	S3	S3Spd	SFSpd
1	11:47:16.616			26.235	17.618	111.474	125.435
2	11:48:18.466	1:01.850	20.595	23.550	17.705	123.815	123.133
3	11:49:19.413	1:00.947	21.000	23.508	16.439	127.581	124.968
4	11:50:19.126	59.713	20.141	23.155	16.417	127.824	126.142
5	11:51:18.070	58.944	19.827	22.774	16.343	128.313	126.618
6	11:52:17.545	59.475	19.872	22.830	16.773	128.805	124.735
7	11:53:17.129	59.584	20.568	22.846	16.170	129.302	125.905
8	11:54:15.569	58.440	19.606	22.786	16.048	130.053	124.735

Lap	Time of Day	Lap Tm	S1	S2	S3	S3Spd	SFSpd
(112) William MONIE							
1	11:47:11.299			25.774	18.922	114.129	121.352
2	11:48:15.801	1:04.502	22.375	24.344	17.783	121.792	124.044
3	11:49:17.400	1:01.599	20.788	23.243	17.568	119.835	125.905
4	11:50:17.115	59.715	20.335	22.461	16.919	130.306	125.201
5	11:51:15.898	58.783	19.970	22.212	16.601	125.670	126.142
6	11:52:14.351	58.453	19.957	22.204	16.292	133.150	125.201
7	11:53:14.091	59.740	20.135	22.933	16.672	129.802	122.459
8	11:54:14.080	59.989	20.688	22.568	16.733	129.551	122.908

Lap	Time of Day	Lap Tm	S1	S2	S3	S3Spd	SFSpd
(119) Kristopher DUNCAN							
1	11:47:05.390			24.300	17.146	124.735	126.618
2	11:48:05.088	59.698	20.252	22.935	16.511	128.805	125.670
3	11:49:03.895	58.807	19.805	22.571	16.431	130.814	125.435
4	11:50:02.878	58.983	19.907	22.717	16.359	129.802	124.735
5	11:51:02.099	59.221	19.818	22.583	16.820	129.551	124.968
6	11:52:03.184	1:01.085	20.347	24.026	16.712	125.670	126.618
7	11:53:04.346	1:01.162	21.529	23.298	16.335	127.339	126.142
8	11:54:11.855	1:07.509	20.109	24.031	23.369	102.454	37.511

Lap	Time of Day	Lap Tm	S1	S2	S3	S3Spd	SFSpd
(33) Graeme BODEL							
1	11:47:34.671			33.755	18.357	110.193	121.792
2	11:48:40.772	1:06.101	21.461	27.038	17.602	123.133	122.683
3	11:49:45.249	1:04.477	22.157	24.954	17.366	125.201	121.133
4	11:50:45.071	59.822	20.371	22.561	16.890	128.068	121.352
5	11:51:45.673	1:00.602	21.102	23.251	16.249	130.306	122.683
6	11:52:44.500	58.827	20.067	22.675	16.085	129.053	125.201
7	11:53:53.256	1:08.756	20.334	30.787	17.635	106.015	119.835
8	11:54:58.967	1:05.711	20.178	24.852	20.681	117.940	32.498

Lap	Time of Day	Lap Tm	S1	S2	S3	S3Spd	SFSpd
(22) Steven WATSON							
1	11:47:12.043			25.825	18.641	112.220	123.133
2	11:48:17.037	1:04.994	22.764	24.795	17.435	120.049	118.985
3	11:49:18.139	1:01.102	20.511	23.276	17.315	126.380	120.697
4	11:50:17.818	59.679	20.185	22.907	16.587	128.559	123.133
5	11:51:17.371	59.553	20.082	22.976	16.495	114.910	124.735
6	11:52:18.010	1:00.639	20.184	23.501	16.954	123.133	117.526
7	11:53:21.735	1:03.725	21.120	25.265	17.340	120.480	119.835
8	11:54:21.282	59.547	20.535	22.712	16.300	126.857	123.587

Lap	Time of Day	Lap Tm	S1	S2	S3	S3Spd	SFSpd
(71) Gavin JONES							
1	11:47:12.385			25.532			

Race Results

KMSC National Motorcycle Racing

Scottish Championship Superbikes & KMSC Clubman

Knockhill 1.267 miles

Qualifying

03/09/2016 12:00

Qualifying (10:00 Time) started at 11:45:57

Lap	Time of Day	Lap Tm	S1	S2	S3	S3Spd	SFSpd
(69) Rodney SCOTT							
1	11:47:19.973			28.024	19.598	108.588	118.147
2	11:48:26.596	1:06.623	22.875	25.076	18.672	114.129	124.968
3	11:49:28.778	1:02.182	21.028	23.790	17.364	123.815	124.044
4	11:50:31.924	1:03.146	21.434	23.982	17.730	123.360	125.670
5	11:51:32.872	1:00.948	20.489	23.245	17.214	125.905	124.273
6	11:52:33.598	1:00.726	20.357	23.282	17.087	122.683	124.044
7	11:53:33.865	1:00.267	20.162	23.132	16.973	124.044	126.142
8	11:54:35.001	1:01.136	20.270	23.651	17.215	117.940	125.670

(63) Kenny PATERSON							
1	11:47:10.819			25.958	18.897	114.714	117.321
2	11:48:16.907	1:06.088	22.509	25.118	18.461	117.940	119.621
3	11:49:20.355	1:03.448	21.925	24.065	17.458	125.435	120.480
4	11:50:21.697	1:01.342	20.904	23.366	17.072	126.857	120.480
5	11:51:22.075	1:00.378	20.363	23.120	16.895	126.142	120.915
6	11:52:22.530	1:00.455	20.319	23.290	16.846	125.201	120.697
7	11:53:23.417	1:00.887	20.460	23.591	16.836	124.044	120.480
8	11:54:23.737	1:00.320	20.526	22.999	16.795	124.735	121.572

(7) James LAING							
1	11:47:09.628			25.751	17.523	117.940	122.683
2	11:48:12.115	1:02.487	21.243	24.025	17.219	120.480	122.683
3	11:49:13.599	1:01.484	20.893	23.577	17.014	123.133	123.360
4	11:50:14.860	1:01.261	20.829	23.527	16.905	124.504	123.360
5	11:51:16.216	1:01.356	20.791	23.503	17.062	124.273	123.133
6	11:52:17.451	1:01.235	20.798	23.467	16.970	124.968	123.587
7	11:53:21.190	1:03.739	21.336	25.378	17.025	123.360	122.683
8	11:54:21.760	1:00.570	20.469	23.251	16.850	122.683	124.044

(77) Angus MEARNS							
1	11:47:12.488			26.033	18.427	115.903	117.940
2	11:48:18.485	1:05.997	22.935	24.857	18.205	115.703	117.321
3	11:49:21.715	1:03.230	22.004	23.994	17.232	123.133	117.733
4	11:50:23.339	1:01.624	21.241	23.351	17.032	124.968	117.940
5	11:51:25.157	1:01.818	21.290	23.372	17.156	124.504	118.775
6	11:52:26.542	1:01.385	20.521	23.616	17.248	115.504	118.565
7	11:53:27.540	1:00.998	20.593	23.349	17.056	124.504	118.356
8	11:54:31.630	1:04.090	22.250	24.253	17.587	117.116	117.733

(67) Des BURNS							
1	11:47:11.593			25.497	18.981	113.742	122.683
2	11:48:17.968	1:06.375	23.431	25.055	17.889	116.709	123.133
3	11:49:21.159	1:03.191	22.067	24.044	17.080	120.697	123.815
4	11:50:23.195	1:02.036	21.337	23.585	17.114	120.265	124.968
5	11:51:24.622	1:01.427	21.082	23.368	16.977	112.976	122.014
6	11:52:25.943	1:01.321	20.721	23.788	16.812	117.321	125.435
7	11:53:27.117	1:01.174	20.799	23.516	16.859	120.697	125.435
8	11:54:29.815	1:02.698	22.208	23.591	16.899	118.147	124.044

(122) David SUDDER							
1	11:47:11.312			26.940	19.418	109.474	115.305
2	11:48:18.322	1:07.010	22.815	25.566	18.629	113.166	115.504
3	11:49:24.080	1:05.758	22.518	25.014	18.226	115.305	117.526
4	11:50:26.801	1:02.721	20.612	24.138	17.971	115.903	117.940
5	11:51:28.930	1:02.129	20.506	23.905	17.718	120.480	113.549
6	11:52:31.369	1:02.439	20.661	24.387	17.391	118.147	117.321
7	11:53:33.218	1:01.849	20.050	23.666	18.133	120.915	113.549
8	11:54:34.674	1:01.456	19.924	24.431	17.101	118.147	119.196

(105) James VEVERS							
1	11:47:19.823			28.525	19.788	110.739	118.985
2	11:48:25.868	1:06.045	22.500	25.309	18.236	121.352	120.049
3	11:49:30.443	1:04.575	22.135	24.520	17.920	124.968	120.049
4	11:50:33.588	1:03.145	21.240	23.946	17.959	119.196	123.133
5	11:51:35.150	1:01.562	20.599	23.508	17.455	126.142	120.915

Lap	Time of Day	Lap Tm	S1	S2	S3	S3Spd	SFSpd
6	11:52:37.676	1:02.526	20.637	23.845	18.044	125.670	116.709
7	11:53:55.956	1:18.280	22.806	29.815	25.659	107.717	35.098

(2) Adam LYON							
1	11:47:28.944			27.931	20.054	112.976	116.912
2	11:48:36.244	1:07.300	22.837	25.528	18.935	118.775	117.116
3	11:49:40.659	1:04.415	21.542	25.117	17.756	124.044	118.356
4	11:50:43.598	1:02.939	20.788	24.884	17.267	119.196	118.565
5	11:51:45.446	1:01.848	20.683	24.123	17.042	124.273	118.775
6	11:52:47.331	1:01.885	20.649	24.068	17.168	117.940	119.409
7	11:53:49.429	1:02.098	20.428	24.237	17.433	124.044	119.196
8	11:54:51.965	1:02.536	20.491	24.690	17.355	123.587	119.621

(4) Daniel MacLEAN							
1	11:47:24.773			28.051	20.721	112.786	120.915
2	11:48:30.537	1:05.764	21.757	25.646	18.361	116.912	123.587
3	11:49:34.164	1:03.627	20.643	24.599	18.385	119.621	123.587
4	11:50:37.091	1:02.927	20.822	24.027	18.078	114.129	124.504
5	11:51:39.406	1:02.315	20.703	23.833	17.779	118.147	124.044
6	11:52:42.726	1:03.320	21.568	24.248	17.504	120.915	125.201
7	11:53:46.430	1:03.704	21.137	24.595	17.972	123.815	122.908
8	11:54:49.449	1:03.019	21.199	24.604	17.216	122.014	124.044

(82) Geraint JONES							
1	11:47:22.155			27.934	19.082	113.357	120.915
2	11:48:29.162	1:07.007	22.652	26.249	18.106	117.733	120.049
3	11:49:33.508	1:04.346	21.396	24.731	18.219	119.196	117.940
4	11:50:36.060	1:02.552	20.935	24.251	17.366	120.265	120.480
5	11:51:38.492	1:02.432	21.228	23.886	17.318	119.621	118.147
6	11:52:41.817	1:03.325	21.639	24.164	17.522	121.572	119.835
7	11:53:45.354	1:03.537	20.774	25.025	17.738	111.105	119.621
8	11:55:03.541	1:18.187	22.051	31.420	24.716	102.142	34.952

(26) Steven MacINTYRE							
1	11:47:19.311			28.285	20.604	103.561	111.105
2	11:48:27.524	1:08.213	23.785	25.399	19.029	105.681	112.597
3	11:49:31.515	1:03.991	21.458	24.563	17.970	117.321	113.935
4	11:50:34.137	1:02.622	21.218	23.872	17.532	120.480	115.703
5	11:51:38.536	1:04.399	21.313	24.585	18.501	111.846	108.941
6	11:52:42.269	1:03.733	21.936	24.496	17.301	117.733	115.107
7	11:53:46.897	1:04.628	21.091	25.712	17.825	114.910	114.910
8	11:54:51.902	1:05.005	21.473	25.455	18.077	113.742	111.846

(5) Kyle DUNCAN							
1	11:47:18.144			26.986	19.341	107.890	112.220
2	11:48:23.291	1:05.147	21.389	24.943	18.815	118.565	110.556
3	11:49:28.306	1:05.015	21.823	24.652	18.540	116.912	111.660
4	11:50:33.421	1:05.115	21.618	24.854	18.643	119.835	110.739
5	11:51:37.779	1:04.358	21.740	24.529	18.089	118.775	110.739
6	11:52:41.622	1:03.843	21.518	24.502	17.823	118.565	110.374
7	11:53:46.292	1:04.670	21.508	24.983	18.179	119.196	111.474
8	11:54:51.290	1:04.998	21.624	25.605	17.769	118.356	110.922

(144) Aran SADLER							
1	11:47:25.432			29.008	20.995	106.015	112.408
2	11:48:33.089	1:07.657	22.728	26.198	18.731	119.835	116.506
3	11:49:38.833	1:05.744	21.911	25.685	18.148	119.835	117.733
4	11:50:44.608	1:05.775	22.414	25.457	17.904	116.912	118.147
5							

KMSC National Motorcycle Racing

Scottish Championship Superbikes & KMSC Clubman

Knockhill 1.267 miles

Qualifying

03/09/2016 12:00

Qualifying (10:00 Time) started at 11:45:57

Lap	Time of Day	Lap Tm	S1	S2	S3	S3Spd	SFSpd	Lap	Time of Day	Lap Tm	S1	S2	S3	S3Spd	SFSpd
4	11:50:55.304	1:10.009	23.985	26.915	19.109	108.941	117.526								
5	11:52:02.112	1:06.808	22.563	25.329	18.916	105.848	116.912								
6	11:53:09.385	1:07.273	23.020	25.231	19.022	103.561	116.304								
7	11:54:15.532	1:06.147	22.404	25.200	18.543	110.193	117.940								

(36) Craig MARTIN

1	11:47:25.201			30.074	21.968	102.298	100.914
2	11:48:37.924	1:12.723	24.186	27.501	21.036	103.402	104.856
3	11:49:49.490	1:11.566	23.996	26.420	21.150	109.296	101.371
4	11:50:59.120	1:09.630	23.250	26.233	20.147	107.201	105.349
5	11:52:07.682	1:08.562	22.321	26.784	19.457	110.012	103.882
6	11:53:13.877	1:06.195	22.293	25.179	18.723	108.413	105.681
7	11:54:20.197	1:06.320	22.403	24.857	19.060	111.290	107.030

(14) James ROTHERY

1	11:47:29.418			30.047	21.066	102.454	106.689
2	11:48:42.023	1:12.605	24.507	27.759	20.339	107.717	108.941
3	11:49:52.461	1:10.438	23.567	27.424	19.447	107.544	112.033
4	11:51:02.775	1:10.314	23.445	27.307	19.562	103.242	113.935
5	11:52:13.955	1:11.180	23.844	27.856	19.480	106.183	111.660
6	11:53:26.491	1:12.536	24.445	28.529	19.562	106.183	112.976
7	11:54:44.916	1:18.425	24.173	27.118	27.134	104.204	33.604

(23) Alex MacLEOD

1	11:47:19.523			28.683	20.905	102.611	108.764
2	11:48:32.801	1:13.278	24.779	27.975	20.524	107.372	110.193
3	11:49:44.846	1:12.045	24.339	27.737	19.969	108.064	109.474
4	11:50:56.293	1:11.447	24.143	27.162	20.142	104.204	110.012
5	11:52:17.098	1:20.805	24.332	29.537	26.936	93.335	28.520

Clerk of the Course :

Sig : Time :

Chief Timekeeper : Ian Sharp (SMART Timing)

Results available at www.mylaps.com and www.smart-timing.co.uk

Printed: 05/09/2016 17:10:47

Orbits



KMSC National Motorcycle Racing

Scottish Championship Superbikes & KMSC Clubman

Knockhill 1.267 miles

Race 5 - 1st Race

03/09/2016 14:30

Race (10 Laps) started at 15:00:37

POLE POSITION

1	1 79 Bruce BIRNIE 56.630	2 3 Adrian CLARK 56.728	3 155 Scott SHAND 56.905
2	4 55 Donald MacFADYEN 57.791	5 31 Torquil PATERSON 57.828	6 34 John DEAN 57.981
3	7 94 Greg GILFILLAN 58.440	8 112 William MONIE 58.453	9 119 Kristopher DUNCAN 58.807
4	10 33 Graeme BODEL 58.827	11 22 Steven WATSON 59.547	12 71 Gavin JONES 59.606
5	13 17 Matthew PAULO 1:00.093	14 69 Rodney SCOTT 1:00.267	15 63 Kenny PATERSON 1:00.320
6	16 7 James LAING 1:00.570	17 77 Angus MEARNS 1:00.998	18 67 Des BURNS 1:01.174
7	19 122 David SUDDER 1:01.456	20 105 James VEVERS 1:01.562	21 2 Adam LYON 1:01.848
8	22 4 Daniel MacLEAN 1:02.315	23 82 Geraint JONES 1:02.432	24 26 Steven MacINTYRE 1:02.622
9	25 5 Kyle DUNCAN 1:03.843	26 144 Aran SADLER 1:04.402	27 6 Calum MacLEAN 1:06.147
10	28 36 Craig MARTIN 1:06.195	29 14 James ROTHERY 1:10.314	30 23 Alex MacLEOD 1:11.447

Clerk of the Course :

Sig : Time :

Chief Timekeeper : Ian Sharp (SMART Timing)

Results available at www.mylaps.com and www.smart-timing.co.uk

Printed: 05/09/2016 17:11:31

Orbits





KMSC National Motorcycle Racing


Scottish Championship Superbikes & KMSC Clubman

Knockhill 1.267 miles

Race 5 - 1st Race

03/09/2016 14:30

Race (10 Laps) started at 15:00:37



11

31

44 David PRENTICE

Clerk of the Course :

Sig : Time :

Chief Timekeeper : Ian Sharp (SMART Timing)

Results available at www.mylaps.com and www.smart-timing.co.uk

Orbits



KMSC National Motorcycle Racing

Scottish Championship Superbikes & KMSC Clubman

Knockhill 1.267 miles

Race 27 - 2nd Race

04/09/2016 14:15

Race (10 Laps) started at 14:12:45

POLE POSITION

1	1 79 Bruce BIRNIE 56.630	2 3 Adrian CLARK 56.728	3 155 Scott SHAND 56.905
2	4 55 Donald MacFADYEN 57.791	5 31 Torquil PATERSON 57.828	6 34 John DEAN 57.981
3	7 94 Greg GILFILLAN 58.440	8 112 William MONIE 58.453	9 119 Kristopher DUNCAN 58.807
4	10 33 Graeme BODEL 58.827	11 22 Steven WATSON 59.547	12 71 Gavin JONES 59.606
5	13 17 Matthew PAULO 1:00.093	14 69 Rodney SCOTT 1:00.267	15 63 Kenny PATERSON 1:00.320
6	16 7 James LAING 1:00.570	17 77 Angus MEARNS 1:00.998	18 67 Des BURNS 1:01.174
7	19 122 David SUDDER 1:01.456	20 105 James VEVERS 1:01.562	21 2 Adam LYON 1:01.848
8	22 4 Daniel MacLEAN 1:02.315	23 82 Geraint JONES 1:02.432	24 26 Steven MacINTYRE 1:02.622
9	25 5 Kyle DUNCAN 1:03.843	26 144 Aran SADLER 1:04.402	27 6 Calum MacLEAN 1:06.147
10	28 36 Craig MARTIN 1:06.195	29 14 James ROTHERY 1:10.314	30 23 Alex MacLEOD 1:11.447

Clerk of the Course :

Sig : Time :

Chief Timekeeper : Ian Sharp (SMART Timing)

Results available at www.mylaps.com and www.smart-timing.co.uk

Orbits





KMSC National Motorcycle Racing



Scottish Championship Superbikes & KMSC Clubman

Knockhill 1.267 miles

Race 27 - 2nd Race

04/09/2016 14:15

Race (10 Laps) started at 14:12:45



11

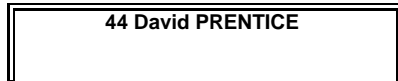
31

16 Bob STORRAR



32

44 David PRENTICE



Clerk of the Course :

Sig : Time :

Chief Timekeeper : Ian Sharp (SMART Timing)

Results available at www.mylaps.com and www.smart-timing.co.uk

Orbits



Qualifying Results

KMSC National Motorcycle Racing

Sorted on best lap time

KMSC 125's

Knockhill 1.267 miles

Qualifying

03/09/2016 12:15

Qualifying (10:00 Time) started at 12:00:04

Pos	No.	Name	Make/Model	CC	Class	Laps	Best Tm	In Lap	Diff	Avg. Speed
1	9	Rishon HICKEY	Aprilia	RS125	F125	7	1:10.285	6		61.790
2	27	James McLAREN	Aprilia	RS125	F125	8	1:10.505	6	0.220	62.157
3	23	Keirin KELLAS	Aprilia	RS125	F125	8	1:15.005	5	4.720	58.081
4	47	Joel BAVIDGE	Aprilia	RS125	F125	6	1:15.565	6	5.280	55.376
5	20	Jack HART	Aprilia	RS125	F125	7	1:17.993	6	7.708	54.848
6	21	Marc GIBSON	Aprilia	RS125	F125	6	1:22.241	4	11.956	46.772
7	16	Mia KELLAS	Aprilia	RS125	F125	7	1:28.991	5	18.706	48.932
8	44	Murray PATTISON	Aprilia	RS125	F125	1		0		50.750

Clerk of the Course :

Sig : Time :

Chief Timekeeper : Ian Sharp (SMART Timing)

Results available at www.mylaps.com and www.smart-timing.co.uk

Printed: 05/09/2016 12:39:54

Orbits



KMSC National Motorcycle Racing

KMSC 125's

Knockhill 1.267 miles

Qualifying

03/09/2016 12:15

Qualifying (10:00 Time) started at 12:00:04

Lap	Time of Day	Lap Tm	S1	S2	S3	S3Spd	SFSpd	Lap	Time of Day	Lap Tm	S1	S2	S3	S3Spd	SFSpd
-----	-------------	--------	----	----	----	-------	-------	-----	-------------	--------	----	----	----	-------	-------

(9) Rishon HICKEY

1	12:01:29.437				21.160		78.580								
2	12:02:40.761	1:11.324			20.548		77.941								
3	12:03:54.339	1:13.578			20.675		78.950								
4	12:05:07.837	1:13.498			20.498		79.511								
5	12:06:20.442	1:12.605			20.484	80.272	79.417								
6	12:07:30.727	1:10.285			20.638	83.675	78.672								
7	12:08:41.182	1:10.455			20.336		79.985								

(27) James McLAREN

1	12:01:31.641			28.823	21.391	84.095	75.317								
2	12:02:43.048	1:11.407	23.727	27.200	20.480	84.200	75.317								
3	12:03:54.743	1:11.695	23.958	27.241	20.496	84.412	77.135								
4	12:05:06.402	1:11.659	23.668	27.359	20.632	83.885	76.519								
5	12:06:19.843	1:13.441	23.229	29.877	20.335	83.571	77.581								
6	12:07:30.348	1:10.505	23.083	26.869	20.553	83.675	76.259								
7	12:08:40.976	1:10.628	23.225	26.867	20.536	84.200	76.345								
8	12:09:51.514	1:10.538	22.812	27.222	20.504	84.306	76.694								

(23) Keirin KELLAS

1	12:01:34.081			36.245	24.797	68.547	72.864								
2	12:02:53.297	1:19.216	26.711	29.832	22.673	78.397	74.234								
3	12:04:11.746	1:18.449	26.471	29.420	22.558	79.230	73.745								
4	12:05:27.872	1:16.126	25.686	29.006	21.434	79.890	74.564								
5	12:06:42.877	1:15.005	25.109	28.532	21.364	80.853	73.826								
6	12:07:58.081	1:15.204	25.252	28.673	21.279	80.081	74.234								
7	12:09:14.734	1:16.653	26.683	28.578	21.392	78.123	73.989								
8	12:10:32.713	1:17.979	26.615	29.958	21.406	78.672	73.745								

(47) Joel BAVIDGE

1	12:01:46.997			34.401	24.624	78.032	77.581								
2	12:03:08.096	1:21.099	28.668	29.483	22.948	82.240	76.694								
3	12:04:27.783	1:19.687	27.176	30.229	22.282	82.039	76.172								
4	12:05:46.600	1:18.817	27.111	29.261	22.445	81.146	76.259								
5	12:07:03.107	1:16.507	26.627	28.180	21.700	82.543	77.047								
6	12:08:18.672	1:15.565	26.386	27.748	21.431	82.645	78.123								

(20) Jack HART

1	12:01:46.693			33.569	24.040	78.123	77.135								
2	12:03:08.878	1:22.185	27.371	30.819	23.995	81.839	75.828								
3	12:04:30.061	1:21.183	27.333	31.101	22.749	82.747	78.765								
4	12:05:50.054	1:19.993	26.862	30.203	22.928	84.095	75.317								
5	12:07:09.963	1:19.909	26.611	30.316	22.982	81.146	79.417								
6	12:08:27.956	1:17.993	25.782	29.650	22.561	82.442	78.032								
7	12:09:46.590	1:18.634	26.086	30.322	22.226	84.306	77.671								

(21) Marc GIBSON

1	12:01:39.292			33.400	24.365	78.397	72.470								
2	12:03:06.232	1:26.940	29.108	33.766	24.066	77.671	71.773								
3	12:04:30.211	1:23.979	28.322	32.510	23.147	79.890	73.022								
4	12:05:52.452	1:22.241	27.579	31.457	23.205	80.368	73.745								
5	12:07:25.248	1:32.796	26.622	33.107	23.067	70.417	23.822								
6	12:09:49.583	2:24.335	1:27.197	33.152	23.986	75.402	72.081								

(16) Mia KELLAS

1	12:01:49.680			35.263	27.406	70.789	71.164								
2	12:03:23.502	1:33.822	33.083	34.948	25.791	72.392	72.549								
3	12:04:58.322	1:34.820	32.944	36.258	25.618	75.317	71.467								
4	12:06:27.511	1:29.189	29.543	34.979	24.667	79.043	72.706								
5	12:07:56.502	1:28.991	29.898	33.076	26.017	72.392	70.714								
6	12:09:25.789	1:29.287	30.185	34.528	24.574	76.432	68.758								
7	12:10:56.968	1:31.179	31.348	35.613	24.218	78.765	74.399								

(44) Murray PATTISON

1	12:01:34.348			31.092	23.566	74.564	73.502								
---	--------------	--	--	--------	--------	--------	--------	--	--	--	--	--	--	--	--

Clerk of the Course :

Sig :


Time :

Chief Timekeeper : Ian Sharp (SMART Timing)

Results available at www.mylaps.com and www.smart-timing.co.uk

Printed: 05/09/2016 12:40:16

Orbits



KMSC National Motorcycle Racing

KMSC 125's

Knockhill 1.267 miles

Race 6 - 1st Race

03/09/2016 14:45

Race (10 Laps) started at 15:17:54

POLE POSITION

1	1 9 Rishon HICKEY 1:10.285	2 27 James McLAREN 1:10.505	3 23 Keirin KELLAS 1:15.005
	4 47 Joel BAVIDGE 1:15.565	5 20 Jack HART 1:17.993	6 21 Marc GIBSON 1:22.241
	7 16 Mia KELLAS 1:28.991	8 44 Murray PATTISON	9 8 Cameron McPHERSON

Clerk of the Course :

Sig : Time :

Chief Timekeeper : Ian Sharp (SMART Timing)

Results available at www.mylaps.com and www.smart-timing.co.uk

Orbits



Qualifying Results

KMSC National Motorcycle Racing

Sorted on best lap time

KMSC Sidecars

Knockhill 1.267 miles

Qualifying

03/09/2016 12:30

Qualifying (10:00 Time) started at 12:16:08

Pos	No.	Name	Make/Model	CC	Class	Laps	Best Tm	In Lap	Diff	Avg. Speed
1	5	SHAND / HYDE	Shand F1 / F2	600	SC	9	1:03.786	9		65.936
2	8	BELL / BELSEY	LCR Suzuki	1000	SC	8	1:04.508	5	0.722	68.136
3	111	HOSKISSON / HARDIE	Baker	750	SC	9	1:04.856	6	1.070	66.392
4	1	O'NEILL / GALLIGAN	LCR Suzuki	1000	SC	7	1:05.273	6	1.487	61.807
5	6	BAKER / BAKER-MILLIGAN	Baker Suzuki	600	SC	9	1:06.006	6	2.220	66.520
6	34	CHRISTIE / CHRISTIE	LCR Honda	600	SC	8	1:06.962	7	3.176	60.849
7	964	ANDERSON / MAYHEW	Molynuex DMR	600	SC	8	1:09.260	4	5.474	60.601
8	7	LEWIS / FAIRHURST	Hogg BMW	600	SC	8	1:11.733	2	7.947	58.808
9	57	McKINLAY / LITHGOW	Sherbourne	600	SC	8	1:14.747	5	10.961	56.928
10	55	SOUTER / ZAKARAUSKAS	LCR F2	750	SC	8	1:15.620	8	11.834	57.058
11	50	BROWNE / McKAY	Baker / Ireson	600	SC	7	1:15.726	6	11.940	53.013
12	87	SHAND / YUILL	Bellas BMW	1000	SC	6	1:15.803	4	12.017	53.203
13	66	STROUD / STEWART	Irisom F2	600	SC	6	1:18.492	4	14.706	52.144

Clerk of the Course :

Sig : Time :

Chief Timekeeper : Ian Sharp (SMART Timing)

Results available at www.mylaps.com and www.smart-timing.co.uk

Printed: 05/09/2016 13:02:06

Orbits



KMSC National Motorcycle Racing

KMSC Sidecars

Knockhill 1.267 miles

Qualifying

03/09/2016 12:30

Qualifying (10:00 Time) started at 12:16:08

Lap	Time of Day	Lap Tm	S1	S2	S3	S3Spd	SFSpd
(5) SHAND / HYDE							
1	12:17:47.038			28.862	19.134	96.419	96.143
2	12:18:54.005	1:06.967	22.305	25.792	18.870	98.833	93.988
3	12:20:00.215	1:06.210	22.104	25.490	18.616	100.161	95.595
4	12:21:05.305	1:05.090	21.486	25.139	18.465	102.454	94.785
5	12:22:10.884	1:05.579	22.072	25.048	18.459	102.298	96.281
6	12:23:16.654	1:05.770	21.108	26.237	18.425	101.678	96.281
7	12:24:21.510	1:04.856	21.628	24.737	18.491	103.242	95.323
8	12:25:27.614	1:06.104	21.551	26.234	18.319	102.298	96.697
9	12:26:31.400	1:03.786	21.010	24.725	18.051	102.926	96.697

Lap	Time of Day	Lap Tm	S1	S2	S3	S3Spd	SFSpd
(8) BELL / BELSEY							
1	12:17:23.423			25.833	19.037	109.474	105.681
2	12:18:29.125	1:05.702	21.943	24.999	18.760	110.922	104.366
3	12:19:34.583	1:05.458	21.154	25.739	18.565	107.890	105.349
4	12:20:39.630	1:05.047	21.348	25.215	18.484	101.371	104.366
5	12:21:44.138	1:04.508	20.911	25.174	18.423	110.193	103.561
6	12:22:49.667	1:05.529	21.836	25.185	18.508	106.859	101.678
7	12:23:54.224	1:04.557	21.397	24.650	18.510	114.129	104.529
8	12:25:04.363	1:10.139	21.451	25.365	23.323	103.882	24.994

Lap	Time of Day	Lap Tm	S1	S2	S3	S3Spd	SFSpd
(11) HOSKISSON / HARDIE							
1	12:17:31.316			27.165	19.433	100.762	98.111
2	12:18:38.475	1:07.159	22.250	26.106	18.803	102.142	99.714
3	12:19:44.754	1:06.279	22.075	25.572	18.632	105.020	98.543
4	12:20:50.770	1:06.016	21.799	25.315	18.902	105.184	96.005
5	12:21:59.578	1:08.808	22.927	27.369	18.512	102.768	99.566
6	12:23:04.434	1:04.856	21.675	25.092	18.089	106.183	99.566
7	12:24:13.395	1:08.961	22.662	27.645	18.654	102.768	99.272
8	12:25:19.976	1:06.581	21.320	25.533	19.728	107.890	101.066
9	12:26:27.130	1:07.154	21.990	26.551	18.613	103.721	97.117

Lap	Time of Day	Lap Tm	S1	S2	S3	S3Spd	SFSpd
(1) O'NEILL / GALLIGAN							
1	12:17:46.147			28.518	20.229	96.558	98.543
2	12:18:55.954	1:09.807	23.817	26.300	19.690	102.298	97.540
3	12:20:03.691	1:07.737	22.276	26.562	18.899	104.856	97.540
4	12:21:10.808	1:07.117	22.057	26.234	18.826	105.184	98.688
5	12:22:16.427	1:05.619	21.693	25.499	18.427	108.413	97.540
6	12:23:21.700	1:05.273	21.641	25.211	18.421	109.118	96.976
7	12:24:45.405	1:23.705	22.940	29.332	31.433	80.272	22.818

Lap	Time of Day	Lap Tm	S1	S2	S3	S3Spd	SFSpd
(6) BAKER / BAKER-MILLIGAN							
1	12:17:29.727			27.086	18.561	101.987	96.976
2	12:18:36.645	1:06.918	21.958	26.438	18.522	101.832	97.540
3	12:19:42.874	1:06.229	22.057	25.889	18.283	101.524	97.824
4	12:20:49.851	1:06.977	21.895	26.512	18.570	101.832	96.419
5	12:21:57.303	1:07.452	22.554	26.580	18.318	102.142	97.117
6	12:23:03.309	1:06.006	21.984	25.678	18.344	102.926	95.459
7	12:24:11.744	1:08.435	22.462	27.340	18.633	103.721	96.419
8	12:25:18.595	1:06.851	22.338	25.949	18.564	103.242	96.836
9	12:26:25.936	1:07.341	22.101	26.727	18.513	102.768	96.143

Lap	Time of Day	Lap Tm	S1	S2	S3	S3Spd	SFSpd
(34) CHRISTIE / CHRISTIE							
1	12:17:52.178			28.956	20.771	91.802	93.988
2	12:19:06.003	1:13.825	25.614	28.406	19.805	98.254	94.385
3	12:20:15.548	1:09.545	23.599	26.723	19.223	98.979	95.731
4	12:21:23.741	1:08.193	23.037	26.155	19.001	101.371	95.868
5	12:22:30.957	1:07.216	22.277	25.822	19.117	102.454	94.252
6	12:23:38.942	1:07.985	22.641	26.195	19.149	95.868	97.117
7	12:24:45.904	1:06.962	22.661	25.440	18.861	104.366	94.919
8	12:26:08.495	1:22.591	24.172	28.438	29.981	90.564	21.711

Lap	Time of Day	Lap Tm	S1	S2	S3	S3Spd	SFSpd
(964) ANDERSON / MAYHEW							
1	12:17:55.109			28.845	21.768	92.308	88.649
2	12:19:08.093	1:12.984	24.358	28.459	20.167	99.863	92.947

Lap	Time of Day	Lap Tm	S1	S2	S3	S3Spd	SFSpd
3	12:20:18.635	1:10.542	23.143	27.130	20.269	98.398	91.427
4	12:21:27.895	1:09.260	22.810	26.511	19.939	100.460	92.308
5	12:22:37.746	1:09.851	22.694	27.266	19.891	98.979	91.928
6	12:23:50.257	1:12.511	23.596	28.016	20.899	91.677	90.442
7	12:25:00.478	1:10.221	22.627	27.376	20.218	98.398	90.809
8	12:26:10.942	1:10.464	23.057	27.333	20.074	99.272	91.179

Lap	Time of Day	Lap Tm	S1	S2	S3	S3Spd	SFSpd
(7) LEWIS / FAIRHURST							
1	12:18:01.226			28.156	20.656	92.435	86.257
2	12:19:12.959	1:11.733	23.775	27.743	20.215	93.465	86.257
3	12:20:25.651	1:12.692	24.006	28.425	20.261	92.054	86.368
4	12:21:39.383	1:13.732	24.340	29.207	20.185	92.690	85.596
5	12:22:52.039	1:12.656	23.986	28.070	20.600	92.054	86.146
6	12:24:03.790	1:11.751	23.703	27.603	20.445	92.690	85.270
7	12:25:16.437	1:12.647	24.278	27.948	20.421	92.562	85.487
8	12:26:29.306	1:12.869	23.894	28.179	20.796	92.181	84.306

Lap	Time of Day	Lap Tm	S1	S2	S3	S3Spd	SFSpd
(57) McKINLAY / LITHGOW							
1	12:17:51.357			31.346	22.906	81.739	84.306
2	12:19:11.351	1:19.994	27.971	30.502	21.521	90.686	87.153
3	12:20:28.908	1:17.557	24.862	29.682	23.013	94.120	79.136
4	12:21:45.844	1:16.936	25.181	29.664	22.091	91.179	86.479
5	12:23:00.591	1:14.747	24.370	29.325	21.052	95.595	88.884
6	12:24:18.549	1:17.958	25.690	30.102	22.166	86.035	87.837
7	12:25:34.807	1:16.258	25.626	29.518	21.114	92.690	87.608
8	12:26:49.797	1:14.990	24.570	29.228	21.192	94.252	87.380

Lap	Time of Day	Lap Tm	S1	S2	S3	S3Spd	SFSpd
(55) SOUTER / ZAKARASKAS							
1	12:17:51.014			30.088	22.458	88.416	91.179
2	12:19:07.498	1:16.484	26.193	29.017	21.274	96.836	93.076
3	12:20:23.682	1:16.184	26.022	29.087	21.075	96.976	96.005
4	12:21:41.962	1:18.280	26.040	30.585	21.655	92.818	95.731
5	12:22:58.789	1:16.827	25.630	29.513	21.684	98.111	92.947
6	12:24:16.437	1:17.648	26.292	29.329	22.027	97.399	92.562
7	12:25:32.714	1:16.277	25.672	29.500	21.105	96.419	94.919
8	12:26:48.334	1:15.620	25.319	28.960	21.341	97.540	91.928

Lap	Time of Day	Lap Tm	S1	S2	S3	S3Spd	SFSpd
(50) BROWNE / McKAY							
1	12:18:20.743			34.717	24.172	83.260	77.941
2	12:19:44.722	1:23.979	27.744	32.740	23.495	86.257	84.946
3	12:21:05.101	1:20.379	26.755	31.442	22.182	89.120	90.932
4	12:22:23.148	1:18.047	25.788	30.324	21.935	94.120	90.320
5	12:23:38.887	1:15.739	25.385	29.695	20.659	93.857	93.076
6	12:24:54.613	1:15.726	24.740	29.168	21.818	94.385	85.596
7	12:26:11.098	1:16.485	25.392	29.742	21.351	93.595	87.494

Lap	Time of Day	Lap Tm	S1	S2	S3	S3Spd	SFSpd
(87) SHAND / YUILL							
1	12:18:10.168			29.494	21.494	87.153	80.755
2	12:19:26.539	1:16.371	25.838	28.717	21.816	88.183	81.048
3	12:20:42.886	1:16.347	25.986	28.585	21.776	88.649	80.853
4	12:21:58.689						

KMSC National Motorcycle Racing

KMSC Sidecars

Knockhill 1.267 miles

Race 7 - 1st Race

03/09/2016 15:00

Race (10 Laps) started at 15:37:24

POLE POSITION

1	1 5 SHAND / HYDE 1:03.786
2	3 111 HOSKISSON / HARDIE 1:04.856
3	5 6 BAKER / BAKER-MILLIGAN 1:06.006
4	7 964 ANDERSON / MAYHEW 1:09.260
5	9 57 McKINLAY / LITHGOW 1:14.747
6	11 50 BROWNE / McKAY 1:15.726
7	13 66 STROUD / STEWART 1:18.492

2	8 BELL / BELSEY 1:04.508
4	1 O'NEILL / GALLIGAN 1:05.273
6	34 CHRISTIE / CHRISTIE 1:06.962
8	7 LEWIS / FAIRHURST 1:11.733
10	55 SOUTER / ZAKARAUSKAS 1:15.620
12	87 SHAND / YUILL 1:15.803

Clerk of the Course :

Sig : Time :

Chief Timekeeper : Ian Sharp (SMART Timing)

Results available at www.mylaps.com and www.smart-timing.co.uk

Orbits



Race Results

KMSC National Motorcycle Racing

Sorted on Laps

Scottish Championship Lightweights

Knockhill 1.267 miles

Race 1 - 1st Race - Re-Start

03/09/2016 13:35

Race (8 Laps) started at 13:46:24

Pos	No.	Name	Make/Model	CC	Class	Laps	Total Tm	Diff	Best Tm	In Lap	Avg. Speed
1	49	Paul McCLUNG	Kawasaki	ER6	SL	8	7:54.453		58.454	7	76.907
2	119	Kristopher DUNCAN	Kawasaki	ER6	SL	8	7:59.117	4.664	58.587	7	76.158
3	15	Keith DICKIE	Kawasaki	ER6	SL	8	8:01.799	7.346	59.465	4	75.734
4	4	Alan GIBSON	Suzuki	SV650	SL	8	8:07.801	13.348	59.822	7	74.803
5	134	Kenneth THIRLWALL	Kawasaki	ER6	SL	8	8:15.503	21.050	1:00.028	8	73.640
6	11	Lewis PATERSON	Suzuki	SV650	SL	8	8:16.502	22.049	1:00.563	8	73.492
7	155	Scott CAMPBELL	Kawasaki	ER6 650	SL	8	8:18.683	24.230	1:01.273	6	73.170
8	21	Grant REID	Kawasaki	ER6	SL	8	8:18.701	24.248	1:01.183	3	73.168
9	68	Scott ROBERTSON	Suzuki	SV650	SL	8	8:19.414	24.961	1:00.985	6	73.063
10	39	Stuart HAMILTON	Kawasaki	ER650	SL	8	8:29.485	35.032	1:02.718	5	71.619
11	14	Scott GORDON	Kawasaki	ER6	SL	8	8:37.277	42.824	1:03.263	7	70.540
12	900	Dean CRAWFORD	Suzuki	SV650	SL	8	8:38.034	43.581	1:03.231	8	70.437
13	79	Ashley ROBSON	Kawasaki	ZXR400	SL	8	8:38.540	44.087	1:02.786	7	70.368
14	66	Kevin WATRET	Kawasaki	ER6	SL	8	8:45.998	51.545	1:04.429	7	69.370
15	74	Christine WATSON	Suzuki	SV650	SL	8	8:48.696	54.243	1:04.097	7	69.016
16	16	Gerry KEIRNAN	Suzuki	SV650	SL	8	9:00.938	1:06.485	1:04.621	3	67.455
17	29	Eric UTTERSON	Suzuki	SV650	SL	7	8:00.080	1 Lap	1:06.265	7	66.505
18	25	Jim PURVIS	Yamaha	FZR400	SL	7	8:01.724	1 Lap	1:07.033	3	66.278

Not classified

DNF	800	Gordon CLARK	Kawasaki	ZXR400	SL	3	3:26.505	DNF	1:05.802	3	66.261
DNS	2	Robert WOODWARD	Suzuki	SV650	SL			DNS		0	-
DNS	5	Gillian McGAW	Kawasaki	650	SL			DNS		0	-
DNS	55	Tom ROBINSON	Aprilia	RRV 450	SL			DNS		0	-
DNS	125	Sam HENDERSON	Kawasaki	ER6 650	SL			DNS		0	-

Announcements

RED FLAG after Leader completed 2 Laps - Race re-started over 8 Laps.

Margin of Victory	Avg. Speed	Best Lap Tm	Best Speed	Best Lap by
4.664	76.907	58.454	78.029	49 - Paul McCLUNG

Clerk of the Course :

Sig : Time :
 Chief Timekeeper : Ian Sharp (SMART Timing)
 Results available at www.mylaps.com and www.smart-timing.co.uk

Printed: 05/09/2016 13:19:17

Orbits



KMSC National Motorcycle Racing

Scottish Championship Lightweights

Knockhill 1.267 miles

Race 1 - 1st Race - Re-Start

03/09/2016 13:35

Race (8 Laps) started at 13:46:24

Lap	Time of Day	Lap Tm	S1	S2	S3	S3Spd	SFSpd
(49) Paul McCLUNG							
1	13:47:26.461			22.822	17.315	116.304	107.717
2	13:48:26.109	59.648	19.658	22.888	17.102	116.506	105.515
3	13:49:25.257	59.148	19.531	22.591	17.026	116.912	108.064
4	13:50:24.102	58.845	19.430	22.357	17.058	117.116	106.859
5	13:51:23.145	59.043	19.600	22.521	16.922	116.709	107.544
6	13:52:21.628	58.483	19.262	22.330	16.891	117.116	108.238
7	13:53:20.082	58.454	19.140	22.453	16.861	116.506	108.413
8	13:54:19.349	59.267	19.891	22.369	17.007	117.116	105.681

Lap	Time of Day	Lap Tm	S1	S2	S3	S3Spd	SFSpd
(119) Kristopher DUNCAN							
1	13:47:27.655			23.121	17.114	113.357	104.692
2	13:48:27.726	1:00.071	20.195	22.950	16.926	113.935	105.184
3	13:49:27.486	59.760	20.033	22.874	16.853	113.549	104.529
4	13:50:27.500	1:00.014	20.419	22.758	16.837	113.742	106.183
5	13:51:26.933	59.433	19.818	22.614	17.001	113.549	105.020
6	13:52:26.390	59.457	19.928	22.388	17.141	113.935	105.184
7	13:53:24.977	58.587	19.720	22.343	16.524	114.323	106.015
8	13:54:24.013	59.036	19.684	22.504	16.848	114.129	105.848

Lap	Time of Day	Lap Tm	S1	S2	S3	S3Spd	SFSpd
(15) Keith DICKIE							
1	13:47:28.277				17.243	113.549	107.201
2	13:48:27.959	59.682			17.034	112.786	106.689
3	13:49:27.687	59.728			16.918	113.742	106.859
4	13:50:27.152	59.465			17.077	112.597	106.520
5	13:51:26.819	59.667			17.407	111.660	105.681
6	13:52:26.397	59.578			17.409	112.033	104.856
7	13:53:26.423	1:00.026			17.556	113.549	104.856
8	13:54:26.695	1:00.272			17.668	111.474	103.721

Lap	Time of Day	Lap Tm	S1	S2	S3	S3Spd	SFSpd
(4) Alan GIBSON							
1	13:47:29.728			23.926	17.288	108.064	104.204
2	13:48:30.445	1:00.717	20.390	23.310	17.017	108.238	103.084
3	13:49:30.657	1:00.212	20.166	23.040	17.006	109.653	104.529
4	13:50:31.236	1:00.579	20.462	23.184	16.933	109.118	106.015
5	13:51:31.161	59.925	20.151	22.818	16.956	109.118	104.529
6	13:52:31.433	1:00.272	20.227	23.154	16.891	108.764	105.184
7	13:53:31.255	59.822	19.873	23.127	16.822	109.296	105.515
8	13:54:32.697	1:01.442	20.229	23.775	17.438	107.890	102.611

Lap	Time of Day	Lap Tm	S1	S2	S3	S3Spd	SFSpd
(134) Kenneth THIRLWALL							
1	13:47:31.830			24.711	17.485	110.922	103.084
2	13:48:33.743	1:01.913	20.911	23.623	17.379	113.357	103.084
3	13:49:35.714	1:01.971	20.633	23.406	17.932	112.976	101.987
4	13:50:36.830	1:01.116	20.361	23.441	17.314	112.220	103.882
5	13:51:38.549	1:01.719	20.724	23.659	17.336	111.846	102.768
6	13:52:39.811	1:01.262	20.705	23.299	17.258	112.220	103.084
7	13:53:40.371	1:00.560	20.233	23.288	17.039	110.739	102.926
8	13:54:40.399	1:00.028	19.852	23.028	17.148	111.660	103.084

Lap	Time of Day	Lap Tm	S1	S2	S3	S3Spd	SFSpd
(11) Lewis PATERSON							
1	13:47:30.466				17.559	110.922	100.161
2	13:48:33.142	1:02.676			17.431	110.922	101.218
3	13:49:34.722	1:01.580			17.469	110.374	100.011
4	13:50:36.558	1:01.836			17.184	109.832	101.832
5	13:51:38.457	1:01.899			17.138	110.374	102.298
6	13:52:40.057	1:01.600			17.568	108.588	99.566
7	13:53:40.835	1:00.778			17.054	110.374	101.832
8	13:54:41.398	1:00.563			17.288	108.588	98.111

Lap	Time of Day	Lap Tm	S1	S2	S3	S3Spd	SFSpd
(155) Scott CAMPBELL							
1	13:47:32.333			24.966	17.488	112.597	103.721
2	13:48:34.313	1:01.980			17.280	114.129	103.882
3	13:49:35.906	1:01.593			17.235	113.742	104.204
4	13:50:37.282	1:01.376			17.314	114.910	104.366

Lap	Time of Day	Lap Tm	S1	S2	S3	S3Spd	SFSpd
5	13:51:39.009	1:01.727	20.630	23.584	17.513	115.703	104.692
6	13:52:40.282	1:01.273			17.281	114.323	104.204
7	13:53:42.075	1:01.793			17.307	114.129	104.529
8	13:54:43.579	1:01.504			17.465	113.549	102.454

Lap	Time of Day	Lap Tm	S1	S2	S3	S3Spd	SFSpd
(21) Grant REID							
1	13:47:30.643			24.514	17.952	110.922	101.218
2	13:48:32.969	1:02.326			17.422	109.296	101.524
3	13:49:34.152	1:01.183	20.099	23.818	17.266	109.118	101.218
4	13:50:36.312	1:02.160	20.338	24.355	17.467	107.717	101.832
5	13:51:38.322	1:02.010			17.594	109.296	102.142
6	13:52:40.190	1:01.868			17.679	109.118	103.084
7	13:53:41.786	1:01.596	20.600	23.699	17.297	109.832	101.371
8	13:54:43.597	1:01.811	20.344	23.908	17.559	108.941	101.218

Lap	Time of Day	Lap Tm	S1	S2	S3	S3Spd	SFSpd
(68) Scott ROBERTSON							
1	13:47:31.290				17.813	106.015	97.257
2	13:48:33.792	1:02.502			17.610	106.351	96.005
3	13:49:36.009	1:02.217	20.724	23.521	17.972	108.413	96.281
4	13:50:37.983	1:01.974			17.473	107.372	98.398
5	13:51:39.920	1:01.937			17.971	108.588	97.257
6	13:52:40.905	1:00.985			17.280	108.588	99.566
7	13:53:42.467	1:01.562			17.305	109.296	99.272
8	13:54:44.310	1:01.843			17.452	106.351	97.257

Lap	Time of Day	Lap Tm	S1	S2	S3	S3Spd	SFSpd
(39) Stuart HAMILTON							
1	13:47:33.687			25.064	18.201	109.118	101.678
2	13:48:36.737	1:03.050	21.291	24.068	17.691	110.556	101.678
3	13:49:39.828	1:03.091	21.022	24.079	17.990	109.832	101.987
4	13:50:42.674	1:02.846	20.921	24.014	17.911	109.296	97.257
5	13:51:45.392	1:02.718	21.154	23.859	17.705	109.832	101.832
6	13:52:48.214	1:02.822	20.759	23.821	18.242	109.832	101.218
7	13:53:51.411	1:03.197	21.016	23.744	18.437	110.012	99.419
8	13:54:54.381	1:02.970	20.947	24.165	17.858	108.764	102.454

Lap	Time of Day	Lap Tm	S1	S2	S3	S3Spd	SFSpd
(14) Scott GORDON							
1	13:47:35.312			25.677	18.318	102.454	94.651
2	13:48:39.294	1:03.982	21.358	24.673	17.951	102.926	94.385
3	13:49:42.761	1:03.467			18.003	103.084	94.120
4	13:50:46.367	1:03.606			24.522	18.204	92.818
5	13:51:50.661	1:04.294	21.188	24.713	18.393	102.611	93.726
6	13:52:55.177	1:04.516			18.443	102.454	94.919
7	13:53:58.440	1:03.263		24.146	18.089	102.768	94.252
8	13:55:02.173	1:03.733			18.187	101.987	93.988

Lap	Time of Day	Lap Tm	S1	S2	S3	S3Spd	SFSpd
(900) Dean CRAWFORD							
1	13:47:34.395				18.507	106.183	96.976
2	13:48:38.252	1:03.857	21.337	24.108	18.412	106.520	97.399
3	13:49:41.646	1:03.394	21.165	23.875	18.354	107.030	97.117
4	13:50:45.808	1:04.162			18.439	106.351	96.976
5	13:51:50.163	1:04.355			24.373	105.848	97.117
6	13:52:55.168	1:05.005	21.621	24.604	18.780	105.184	96.281
7	13:53:59.699	1:04.531	21.659	24.178	18.694	106.183	96.558
8	13:55:02.930	1:03.231			18.000	106.351	98.543

Lap	Time of Day	Lap Tm	S1	S2
-----	-------------	--------	----	----

KMSC National Motorcycle Racing

Scottish Championship Lightweights

Knockhill 1.267 miles

Race 1 - 1st Race - Re-Start

03/09/2016 13:35

Race (8 Laps) started at 13:46:24

Lap	Time of Day	Lap Tm	S1	S2	S3	S3Spd	SFSpd	Lap	Time of Day	Lap Tm	S1	S2	S3	S3Spd	SFSpd
1	13:47:35.214			25.467	18.661	109.296	101.832								
2	13:48:41.107	1:05.893	22.162	25.287	18.444	108.764	101.678								
3	13:49:45.913	1:04.806	21.622	25.076	18.108	108.941	102.454								
4	13:50:51.837	1:05.924			18.278	105.184	102.142								
5	13:51:56.950	1:05.113		24.732	17.978	111.105	102.142								
6	13:53:01.581	1:04.631	21.651	24.900	18.080	110.012	101.832								
7	13:54:06.010	1:04.429			18.287	109.653	101.371								
8	13:55:10.894	1:04.884			18.383	110.374	101.524								

(74) Christine WATSON

1	13:47:38.376			26.881	19.247	100.011	92.435
2	13:48:44.020	1:05.644	21.938	25.172	18.534	101.832	93.857
3	13:49:49.210	1:05.190	21.768	24.934	18.488	101.066	92.818
4	13:50:54.224	1:05.014	21.620	24.995	18.399	101.218	92.818
5	13:51:59.977	1:05.753			18.616	101.066	93.465
6	13:53:04.494	1:04.517			18.314	101.832	93.076
7	13:54:08.591	1:04.097	21.074	24.578	18.445	102.142	92.562
8	13:55:13.592	1:05.001	21.372	24.937	18.692	101.678	92.947

(16) Gerry KEIRNAN

1	13:47:36.062			25.662	18.798	106.183	99.419
2	13:48:41.637	1:05.575	22.343	24.968	18.264	107.201	100.161
3	13:49:46.258	1:04.621			18.170	109.118	100.914
4	13:50:51.438	1:05.180		25.428	18.240	106.689	100.914
5	13:51:56.107	1:04.669	21.659	24.547	18.463	107.201	99.714
6	13:53:07.687	1:11.580			20.874	69.686	90.442
7	13:54:16.597	1:08.910			25.785	20.046	101.524
8	13:55:25.834	1:09.237	22.397	26.441	20.399	101.678	94.785

(29) Eric UTTERSON

1	13:47:39.099				19.583	104.204	96.005
2	13:48:47.287	1:08.188	23.076	25.211	19.901	103.721	93.465
3	13:49:56.280	1:08.993	23.294	26.300	19.399	101.678	95.459
4	13:51:04.993	1:08.713			19.445	102.611	96.281
5	13:52:12.358	1:07.365		25.631	18.913	103.242	97.824
6	13:53:18.711	1:06.353			18.843	103.402	96.281
7	13:54:24.976	1:06.265			18.821	104.692	98.111

(25) Jim PURVIS

1	13:47:38.145			26.532	19.167	98.688	87.380
2	13:48:45.469	1:07.324	22.734	25.664	18.926	100.310	89.120
3	13:49:52.502	1:07.033	22.527	25.525	18.981	99.272	89.477
4	13:51:01.126	1:08.624	23.267	26.075	19.282	97.117	90.320
5	13:52:09.585	1:08.459	22.815	26.232	19.412	96.836	89.477
6	13:53:17.943	1:08.358	22.792	26.275	19.291	97.399	89.239
7	13:54:26.620	1:08.677	22.670	26.486	19.521	97.682	89.002

(800) Gordon CLARK

1	13:47:38.775			26.690	19.401	100.762	95.459
2	13:48:45.599	1:06.824	22.532	25.321	18.971	104.043	96.005
3	13:49:51.401	1:05.802	21.834	24.824	19.144	102.454	95.188

Clerk of the Course :

Sig : Time :

Chief Timekeeper : Ian Sharp (SMART Timing)

Results available at www.mylaps.com and www.smart-timing.co.uk

Printed: 05/09/2016 13:19:38

Orbits



KMSC National Motorcycle Racing

Lapchart

Scottish Championship Lightweights

Knockhill 1.267 miles

Race 1 - 1st Race - Re-Start

03/09/2016 13:35

Race (8 Laps) started at 13:46:24

Competitors	Laps							
	1	2	3	4	5	6	7	8
Paul McCLUNG (49)	1	49	49	49	49	49	49	49
Kristopher DUNCAN (119)	2	119	119	119	15	15	119	119
Keith DICKIE (15)	3	15	15	15	119	119	15	15
Alan GIBSON (4)	4	4	4	4	4	4	4	4
Lewis PATERSON (11)	5	11	21	21	21	134	134	134
Grant REID (21)	6	21	11	11	11	11	11	11
Scott ROBERTSON (68)	7	68	134	134	134	134	21	155
Kenneth THIRLWALL (134)	8	134	68	155	155	155	155	21
Scott CAMPBELL (155)	9	155	155	68	68	68	68	68
Stuart HAMILTON (39)	10	39	39	39	39	39	39	39
Dean CRAWFORD (900)	11	900	900	900	900	900	14	14
Kevin WATRET (66)	12	66	14	14	14	14	900	900
Scott GORDON (14)	13	14	66	66	79	79	79	79
Gerry KEIRNAN (16)	14	16	16	16	16	66	66	66
Ashley ROBSON (79)	15	79	79	79	66	66	74	74
Jim PURVIS (25)	16	25	74	74	74	74	16	16
Christine WATSON (74)	17	74	25	800	25	25	25	29
Gordon CLARK (800)	18	800	800	25	29	29	29	25
Eric UTTERSON (29)	19	29	29	29				
-	20							
-	21							
-	22							
-	23							

Clerk of the Course :

Sig :

Time :

Chief Timekeeper : Ian Sharp (SMART Timing)

Results available at www.mylaps.com and www.smart-timing.co.uk

Printed: 05/09/2016 13:19:55

Orbits



KMSC National Motorcycle Racing

KMSC Lightweights

Knockhill 1.267 miles

Race 8 - 1st Race

03/09/2016 15:15

Race (12 Laps) started at 16:06:10

POLE POSITION

1	1 49 Paul McCLUNG	2 119 Kristopher DUNCAN	3 15 Keith DICKIE
2	4 4 Alan GIBSON	5 134 Kenneth THIRLWALL	6 11 Lewis PATERSON
3	7 155 Scott CAMPBELL	8 21 Grant REID	9 68 Scott ROBERTSON
4	10 39 Stuart HAMILTON	11 14 Scott GORDON	12 900 Dean CRAWFORD
5	13 79 Ashley ROBSON	14 66 Kevin WATRET	15 74 Christine WATSON
6	16 16 Gerry KEIRNAN	17 29 Eric UTTERSON	18 25 Jim PURVIS
7	19 800 Gordon CLARK	20 2 Robert WOODWARD	21 5 Gillian McGAW
8	22 55 Tom ROBINSON	23 125 Sam HENDERSON	24 13 Andrew BARTON

Clerk of the Course :

Sig : Time :

Chief Timekeeper : Ian Sharp (SMART Timing)

Results available at www.mylaps.com and www.smart-timing.co.uk

Orbits



Race Results

KMSC National Motorcycle Racing

Sorted on Laps

National Pre-Injection 600

Knockhill 1.267 miles

Race 2 - 1st Race

03/09/2016 13:45

Race (10 Laps) started at 14:00:44

Pos	No.	Name	Make/Model	CC	Class	Laps	Total Tm	Diff	Best Tm	In Lap	Avg. Speed
1	48	David McCAFFERTY	Yamaha	R6 600	Pl6	10	9:42.451		57.417	4	78.309
2	26	Alan McGREGOR	Yamaha	R6	Pl6	10	9:52.741	10.290	58.494	6	76.949
3	15	Jon DICKIE	Yamaha	R6 600	Pl6	10	9:52.757	10.306	57.644	6	76.947
4	91	Lewis SHAND	Yamaha	R6 600	Pl6	10	9:53.205	10.754	58.145	8	76.889
5	41	Kieran MURRAY	Kawasaki	ZX6 600	Pl6	10	9:57.583	15.132	58.822	2	76.326
6	22	William MASON	Kawasaki	ZX6R 600	Pl6	10	10:02.660	20.209	58.955	6	75.683
7	89	Alex BASS	Yamaha	R6 600	Pl6	10	10:03.098	20.647	58.987	9	75.628
8	6	James WILKEN	Yamaha	R6 600	Pl6	10	10:14.589	32.138	1:00.460	9	74.214
9	11	Ross WATTS	Yamaha	YZF R6 600	Pl6	10	10:32.338	49.887	1:02.118	3	72.131
10	73	Fraser CAMERON	Yamaha	R6 600	Pl6	10	10:32.507	50.056	1:01.691	7	72.111
11	45	Gerry SULLIVAN	Kawasaki	ZX6R 600	Pl6	9	9:53.917	1 Lap	1:04.097	7	69.117
12	79	Jimmy ROTHERY	Yamaha	R6 600	Pl6	9	9:59.082	1 Lap	1:05.170	2	68.521
13	60	Douglas BROWN	Yamaha	R6 600	Pl6	9	10:00.128	1 Lap	1:05.012	6	68.402
14	196	Martin MacLENNAN	Honda	CBR 600	Pl6	9	10:06.581	1 Lap	1:05.451	9	67.674
15	32	Ross RADLEY	Suzuki	GSXR750	Pl6	8	10:01.010	2 Laps	1:12.302	7	60.712

Margin of Victory	Avg. Speed	Best Lap Tm	Best Speed	Best Lap by
10.290	78.309	57.417	79.438	48 - David McCAFFERTY

Clerk of the Course :

Orbits

Sig :

Time :

Chief Timekeeper : Ian Sharp (SMART Timing)

Results available at www.mylaps.com and www.smart-timing.co.uk

Printed: 05/09/2016 13:32:07



KMSC National Motorcycle Racing

National Pre-Injection 600

Knockhill 1.267 miles

Race 2 - 1st Race

03/09/2016 13:45

Race (10 Laps) started at 14:00:44

Lap	Time of Day	Lap Tm	S1	S2	S3	S3Spd	SFSpd
(48) David McCAFFERTY							
1	14:01:45.095			22.493	16.605	118.985	109.118
2	14:02:43.122	58.027	19.247	22.252	16.528	119.196	110.012
3	14:03:40.854	57.732	19.110	22.146	16.476	119.835	109.296
4	14:04:38.271	57.417	18.864	22.055	16.498	120.480	109.474
5	14:05:36.149	57.878	19.351	22.106	16.421	120.480	111.105
6	14:06:34.004	57.855		16.471	119.409	110.374	
7	14:07:31.787	57.783		22.345	16.408	120.697	110.556
8	14:08:30.087	58.300	19.140	22.280	16.880	121.352	110.012
9	14:09:29.203	59.116	19.947	22.565	16.604	121.352	110.922
10	14:10:27.407	58.204	19.147	22.257	16.800	120.049	110.739

(26) Alan McGREGOR							
1	14:01:46.652			22.948	16.714	119.196	112.597
2	14:02:45.275	58.623	19.519	22.533	16.571	120.049	112.408
3	14:03:44.264	58.989	19.532	22.681	16.776	119.196	112.597
4	14:04:42.829	58.565	19.678	22.576	16.311	119.835	112.597
5	14:05:42.293	59.464	19.431	23.770	16.263	120.265	112.220
6	14:06:40.787	58.494	19.361	22.733	16.400	118.985	112.033
7	14:07:39.287	58.500	19.344	22.814	16.342	119.196	112.597
8	14:08:38.385	59.098	19.379	22.569	17.150	119.621	110.374
9	14:09:36.921	58.536	19.390	22.597	16.549	120.265	113.357
10	14:10:37.697	1:00.776	20.364	23.759	16.653	121.792	111.846

(15) Jon DICKIE							
1	14:01:47.514			23.049	16.835	119.621	111.290
2	14:02:47.131	59.617	19.687	22.848	17.082	119.621	112.408
3	14:03:45.344	58.213	19.444	22.255	16.514	120.697	112.408
4	14:04:43.334	57.990	19.259	22.339	16.392	120.915	112.033
5	14:05:43.970	1:00.636	19.158	24.406	17.072	117.733	111.846
6	14:06:41.614	57.644	18.986	22.170	16.488	120.049	111.474
7	14:07:40.503	58.889	19.026	22.778	17.085	118.775	109.832
8	14:08:39.204	58.701	19.382	22.395	16.924	118.985	109.832
9	14:09:37.524	58.320	19.046	22.507	16.767	119.835	110.739
10	14:10:37.713	1:00.189	19.928	23.424	16.837	118.565	110.556

(91) Lewis SHAND							
1	14:01:47.170			22.904	16.809	118.356	109.653
2	14:02:46.541	59.371	19.734	22.664	16.973	118.775	110.922
3	14:03:45.508	58.967	19.435	22.699	16.833	117.321	112.220
4	14:04:43.970	58.462	19.554	22.233	16.675	120.697	111.105
5	14:05:44.183	1:00.213	19.820	23.077	17.316	116.506	110.922
6	14:06:43.102	58.919	19.730	22.369	16.820	117.733	110.012
7	14:07:41.341	58.239	19.278	22.370	16.591	117.526	110.374
8	14:08:39.486	58.145	19.114	22.208	16.823	119.835	110.739
9	14:09:38.139	58.653	19.515	22.172	16.966	119.621	109.832
10	14:10:38.161	1:00.022	20.207	23.025	16.790	119.835	111.105

(41) Kieran MURRAY							
1	14:01:45.800			22.672	16.726	116.709	108.413
2	14:02:44.622	58.822	19.211	22.993	16.618	113.935	108.413
3	14:03:43.966	59.344	19.326	22.906	17.112	114.129	107.544
4	14:04:43.583	59.617	19.616	22.944	17.057	114.129	108.064
5	14:05:44.057	1:00.474	19.827	23.788	16.859	116.304	107.890
6	14:06:43.677	59.620	20.115	22.723	16.782	116.103	107.201
7	14:07:42.802	59.125	19.449	22.830	16.846	115.504	108.413
8	14:08:42.267	59.465	19.713	22.765	16.987	113.166	107.201
9	14:09:41.946	59.679	19.634	23.067	16.978	115.305	106.183
10	14:10:42.539	1:00.593	19.595	23.461	17.537	113.742	103.402

(22) William MASON							
1	14:01:49.198			23.344	16.964	115.305	107.372
2	14:02:48.712	59.514	19.680	22.679	17.155	113.742	105.184
3	14:03:48.728	1:00.016	20.030	22.957	17.029	113.742	105.184
4	14:04:48.438	59.710	19.831	23.059	16.820	114.323	106.689

Lap	Time of Day	Lap Tm	S1	S2	S3	S3Spd	SFSpd
5	14:05:47.852	59.414			16.799	112.976	106.689
6	14:06:46.807	58.955		22.654	16.782	114.323	106.183
7	14:07:46.425	59.618	19.620	22.986	17.012	113.742	106.859
8	14:08:46.521	1:00.096	19.635	22.818	17.643	112.220	103.402
9	14:09:46.750	1:00.229	20.088	23.004	17.137	112.220	105.349
10	14:10:47.616	1:00.866	20.269	23.094	17.503	113.549	103.561

(89) Alex BASS							
1	14:01:49.999			23.570	16.935	119.835	111.846
2	14:02:50.022	1:00.023	20.100	23.048	16.875	120.265	110.922
3	14:03:50.596	1:00.574	20.113	23.198	17.263	119.409	111.290
4	14:04:50.845	1:00.249	19.947	23.332	16.970	119.621	111.290
5	14:05:51.291	1:00.446	20.107	23.425	16.914	119.409	112.033
6	14:06:51.088	59.797	20.031	22.999	16.767	118.356	111.846
7	14:07:50.508	59.420	19.775	22.865	16.780	118.985	111.474
8	14:08:49.765	59.257	19.548	23.030	16.679	118.356	111.474
9	14:09:48.752	58.987	19.564	22.788	16.635	118.147	111.660
10	14:10:48.054	59.302	19.734	22.849	16.719	118.775	111.105

(6) James WILKEN							
1	14:01:51.285			24.023	17.501	111.660	107.890
2	14:02:52.039	1:00.754	20.245	23.140	17.369	114.714	105.515
3	14:03:53.029	1:00.990	20.356	23.119	17.515	115.703	107.372
4	14:04:54.019	1:00.990	20.499	23.132	17.359	115.903	108.064
5	14:05:55.125	1:01.106	20.730	23.219	17.157	115.107	106.859
6	14:06:56.951	1:01.826	20.675	23.397	17.754	107.717	107.890
7	14:07:57.946	1:00.995	20.357	23.228	17.410	114.518	107.372
8	14:08:58.495	1:00.549	20.144	23.182	17.223	111.105	107.890
9	14:09:58.955	1:00.460	20.216	22.955	17.289	114.323	106.183
10	14:10:59.545	1:00.590	20.075	22.943	17.572	107.890	105.848

(11) Ross WATTS							
1	14:01:53.221			24.434	18.709	110.922	102.611
2	14:02:56.143	1:02.922	21.386	23.732	17.804	113.166	103.882
3	14:03:58.261	1:02.118	20.788	23.874	17.456	112.786	106.183
4	14:05:00.767	1:02.506	20.966	24.022	17.518	112.786	106.015
5	14:06:03.233	1:02.466	20.669	23.851	17.946	113.357	107.030
6	14:07:06.727	1:03.494	21.078	23.998	18.418	113.357	105.349
7	14:08:09.829	1:03.102	20.756	23.690	18.656	112.976	105.020
8	14:09:11.957	1:02.128	20.674	23.745	17.709	112.597	106.183
9	14:10:14.866	1:02.909	21.048	24.009	17.852	112.976	105.020
10	14:11:17.294	1:02.428	20.573	23.971	17.884	113.549	105.020

(73) Fraser CAMERON							
1	14:01:52.905			23.962	18.359	115.305	107.890
2	14:02:55.307	1:02.402	21.233	23.490	17.679	114.518	109.118
3	14:03:57.832	1:02.525	20.751	23.796	17.978	116.103	108.238
4	14:04:59.685	1:01.853	20.739	23.334	17.780	116.912	109.118
5	14:06:02.598	1:02.913	21.095	23.733	18.085	112.597	109.118
6	14:07:05.539	1:02.941	21.190	23.603	18.148	114.129	109.118
7	14:08:07.230	1:01.691	20.702	23.234	17.755	116.103	109.832
8	14:09:10.333	1:03.103	20.933	24.108	18.062	111.660	109.653
9	14:10:13.401	1:03.068	21.103	24.073	17.892	113.357	108.941
10	14:11:17.463	1:04.062	21.488	24.203	18.371	112.786	109.296

(45) Gerry SULLIVAN							
1	14:01:56.678			25.481	18.641	108.941	103.882
2	14:03:02.30						

KMSC National Motorcycle Racing

National Pre-Injection 600

Knockhill 1.267 miles

Race 2 - 1st Race

03/09/2016 13:45

Race (10 Laps) started at 14:00:44

Lap	Time of Day	Lap Tm	S1	S2	S3	S3Spd	SFSpd	Lap	Time of Day	Lap Tm	S1	S2	S3	S3Spd	SFSpd
(79) Jimmy ROTHERY															
1	14:01:56.407			25.669	18.853	108.941	105.184								
2	14:03:01.577	1:05.170	21.713	24.625	18.832	108.764	105.020								
3	14:04:07.429	1:05.852	21.766	25.158	18.928	108.588	105.020								
4	14:05:13.004	1:05.575	22.005	25.123	18.447	108.941	105.020								
5	14:06:19.366	1:06.362	22.120	25.401	18.841	109.296	105.020								
6	14:07:24.711	1:05.345	21.928	25.137	18.280	109.653	105.020								
7	14:08:30.540	1:05.829	22.063	24.904	18.862	109.296	104.204								
8	14:09:36.596	1:06.056	22.357	24.845	18.854	108.941	104.692								
9	14:10:44.038	1:07.442	22.884	25.546	19.012	106.689	104.366								
(60) Douglas BROWN															
1	14:01:54.803			24.739	18.752	112.220	101.987								
2	14:03:00.309	1:05.506	21.896	24.870	18.740	107.201	104.204								
3	14:04:05.911	1:05.602	21.927	24.644	19.031	110.739	102.611								
4	14:05:12.074	1:06.163	22.118	25.074	18.971	109.118	102.611								
5	14:06:18.706	1:06.632	22.429	25.022	19.181	108.764	102.142								
6	14:07:23.718	1:05.012	21.722	24.667	18.623	111.290	105.681								
7	14:08:29.543	1:05.825	21.566	24.758	19.501	109.653	101.066								
8	14:09:35.893	1:06.350	22.338	24.738	19.274	112.033	103.721								
9	14:10:45.084	1:09.191	22.491	26.051	20.649	108.941	88.068								
(196) Martin MacLENNAN															
1	14:01:57.506			25.777	19.004	106.351	93.988								
2	14:03:03.634	1:06.128	21.942	25.304	18.882	102.454	93.595								
3	14:04:09.377	1:05.743	22.207	24.634	18.902	103.721	94.651								
4	14:05:16.354	1:06.977	21.656	25.666	19.655	104.043	90.932								
5	14:06:24.257	1:07.903	22.572	26.000	19.331	99.714	93.076								
6	14:07:31.116	1:06.859	22.198	25.430	19.231	101.987	91.677								
7	14:08:39.251	1:08.135	22.221	26.140	19.774	98.833	92.947								
8	14:09:46.086	1:06.835	21.908	25.965	18.962	103.882	91.552								
9	14:10:51.537	1:05.451			18.661	100.011	93.726								
(32) Ross RADLEY															
1	14:02:06.153			21.667	93.335	100.762									
2	14:03:21.844	1:15.691		21.552	91.179	100.914									
3	14:04:36.290	1:14.446		20.819	94.252	99.863									
4	14:05:51.952	1:15.662		20.765	96.697	102.611									
5	14:07:06.906	1:14.954		21.494	89.358	101.987									
6	14:08:20.218	1:13.312		20.655	101.832	100.611									
7	14:09:32.520	1:12.302		20.584	97.967	101.371									
8	14:10:45.966	1:13.446		21.385	100.914	97.824									

Clerk of the Course :

Sig : Time :

Chief Timekeeper : Ian Sharp (SMART Timing)

Results available at www.mylaps.com and www.smart-timing.co.uk

Printed: 05/09/2016 13:32:24

Orbits



KMSC National Motorcycle Racing

Lapchart

National Pre-Injection 600

Knockhill 1.267 miles

Race 2 - 1st Race

03/09/2016 13:45

Race (10 Laps) started at 14:00:44

Competitors	Laps										
	1	2	3	4	5	6	7	8	9	10	
David McCAFFERTY (48)	1	48	48	48	48	48	48	48	48	48	48
Kieran MURRAY (41)	2	41	41	41	26	26	26	26	26	26	26
Alan McGREGOR (26)	3	26	26	26	15	15	15	15	15	15	15
Lewis SHAND (91)	4	91	91	15	41	41	91	91	91	91	91
Jon DICKIE (15)	5	15	15	91	91	91	41	41	41	41	41
William MASON (22)	6	22	22	22	22	22	22	22	22	22	22
Alex BASS (89)	7	89	89	89	89	89	89	89	89	89	89
James WILKEN (6)	8	6	6	6	6	6	6	6	6	6	6
Fraser CAMERON (73)	9	73	73	73	73	73	73	73	73	73	11
Ross WATTS (11)	10	11	11	11	11	11	11	11	11	11	73
Douglas BROWN (60)	11	60	60	60	60	60	45	45	45		
Jimmy ROTHERY (79)	12	79	79	45	79	79	45	60	60	79	
Gerry SULLIVAN (45)	13	45	45	79	45	45	79	79	79	60	
Martin MacLENNAN (196)	14	196	196	196	196	196	196	196	196	196	
Ross RADLEY (32)	15	32	32	32	32	32	32	32	32	32	

Clerk of the Course :

Sig : Time :

Chief Timekeeper : Ian Sharp (SMART Timing)

Results available at www.mylaps.com and www.smart-timing.co.uk

Printed: 05/09/2016 13:32:45

Orbits



KMSC National Motorcycle Racing

KMSC Pre-Injection 600

Knockhill 1.267 miles

Race 9 - 1st Race

03/09/2016 15:30

Race (12 Laps) started at 16:22:54

POLE POSITION

1	1 48 David McCAFFERTY	2 26 Alan McGREGOR	3 15 Jon DICKIE
2	4 91 Lewis SHAND	5 41 Kieran MURRAY	6 22 William MASON
3	7 89 Alex BASS	8 6 James WILKEN	9 11 Ross WATTS
4	10 73 Fraser CAMERON	11 45 Gerry SULLIVAN	12 79 Jimmy ROTHERY
5	13 60 Douglas BROWN	14 196 Martin MacLENNAN	15 32 Ross RADLEY

Clerk of the Course :

Sig : Time :

Chief Timekeeper : Ian Sharp (SMART Timing)

Results available at www.mylaps.com and www.smart-timing.co.uk

Orbits



Race Results

KMSC National Motorcycle Racing

Sorted on Laps

Scottish Championship Superstock 600

Knockhill 1.267 miles

Race 3 - 1st Race - Re-Start

03/09/2016 14:05

Race (6 Laps) started at 14:29:49

Pos	No.	Name	Make/Model	CC	Class	Laps	Total Tm	Diff	Best Tm	In Lap	Avg. Speed
1	8	Lewis ROLLO	Kawasaki	ZXR 600	S6	6	5:30.390		54.289	5	82.831
2	31	Torquil PATERSON	Yamaha	R6 600	S6	6	5:36.060	5.670	54.896	4	81.434
3	45	Ewan GRAY	Kawasaki	ZX6R 600	S6	6	5:36.238	5.848	55.307	3	81.390
4	84	Kyle HARPER	Kawasaki	ZX6R 600	S6	6	5:42.310	11.920	55.993	4	79.947
5	81	Ryan WATSON	Yamaha	R6 600	S6	6	5:42.451	12.061	54.618	6	79.914
6	99	Callum GRIGOR	Kawasaki	ZX6R 600	S6	6	5:48.744	18.354	56.369	6	78.472
7	75	Charlie BUNYAN	Yamaha	R6 600	S6	6	5:50.715	20.325	57.090	4	78.031
8	11	Patrick FORMAN	Kawasaki	ZX6R 600	S6	6	5:51.042	20.652	57.297	3	77.958
9	28	Paul BOWERBANK	Yamaha	R6 600	S6	6	5:54.897	24.507	57.926	4	77.111
10	79	Ashley ROBSON	Kawasaki	ZX6R 600	S6	6	5:55.372	24.982	57.814	4	77.008
11	72	Peter DUNCAN	Triumph	675R	S6	6	5:55.687	25.297	57.554	6	76.940
12	87	Steven ALLISON	Kawasaki	ZX6R 600	S6	6	5:57.808	27.418	57.954	6	76.484
13	12	Graeme KERR	Suzuki	GSXR 600	S6	6	5:58.241	27.851	58.264	3	76.391
14	21	Mike SWANSON	Yamaha	R6 600	S6	6	5:58.428	28.038	58.159	4	76.352
15	35	Kevin GILES	Kawasaki	ZX6R 600	S6	6	6:02.141	31.751	58.533	6	75.569
16	89	David MUNRO	Yamaha	R6 600	S6	6	6:06.676	36.286	59.135	3	74.634
17	184	Ryan GIBSON	Yamaha	R6 600	S6	6	6:09.658	39.268	59.772	3	74.032
18	17	Roddy MacLEOD	Suzuki	GSXR 600 K7	S6	6	6:11.988	41.598	1:00.008	3	73.568
19	27	Andy DONALD	Kawasaki		S6	6	6:12.227	41.837	58.876	6	73.521
20	58	Barry STEWART	Yamaha	R6 600	S6	6	6:22.191	51.801	1:01.173	3	71.604
21	855	Graeme CHARNLEY	Yamaha	R6 600	S6	6	6:22.346	51.956	1:02.076	2	71.575
22	7	Titus MacINTOSH	Kawasaki	ZX6R	S6	6	6:28.749	58.359	1:00.629	2	70.396

Not classified

DNF	64	Sam MUNRO	Kawasaki	ZX6R 600	S6	4	3:42.264	DNF	54.330	3	82.084
DNS	54	Ross KIRTON	Yamaha	R6 600	S6			DNS		0	-
DNS	85	Keith DICKIE	Triumph	Daytona 675	S6			DNS		0	-

Announcements

RED FLAG after Leader completed 3 Laps - Race re-started over 6 Laps.

Margin of Victory	Avg. Speed	Best Lap Tm	Best Speed	Best Lap by
5.670	82.831	54.289	84.015	8 - Lewis ROLLO

Clerk of the Course :

Sig : Time :
Chief Timekeeper : Ian Sharp (SMART Timing)

Results available at www.mylaps.com and www.smart-timing.co.uk

Printed: 05/09/2016 17:22:51

Orbits



KMSC National Motorcycle Racing

Scottish Championship Superstock 600

Knockhill 1.267 miles

Race 3 - 1st Race - Re-Start

03/09/2016 14:05

Race (6 Laps) started at 14:29:49

Lap	Time of Day	Lap Tm	S1	S2	S3	S3Spd	SFSpd
(8) Lewis ROLLO							
1	14:30:46.657			21.185	15.846	125.670	116.709
2	14:31:41.335	54.678	17.857	21.024	15.797	125.435	116.709
3	14:32:35.853	54.518	17.804	21.041	15.673	125.670	116.506
4	14:33:30.197	54.344	17.827	20.894	15.623	125.905	117.116
5	14:34:24.486	54.289	17.757	20.979	15.553	125.670	116.912
6	14:35:19.551	55.065	18.055	21.252	15.758	124.968	116.304

Lap	Time of Day	Lap Tm	S1	S2	S3	S3Spd	SFSpd
(31) Torquil PATERSON							
1	14:30:48.623			21.531	16.268	124.735	116.103
2	14:31:43.902	55.279	18.293	21.045	15.941	126.142	117.116
3	14:32:38.935	55.033			15.941	125.670	116.709
4	14:33:33.831	54.896			15.911	126.142	117.526
5	14:34:29.360	55.529	18.175	21.208	16.146	124.968	116.103
6	14:35:25.221	55.861	18.424	21.378	16.059	125.201	116.103

Lap	Time of Day	Lap Tm	S1	S2	S3	S3Spd	SFSpd
(45) Ewan GRAY							
1	14:30:47.230			21.293	16.166	124.044	115.305
2	14:31:42.744	55.514	18.274	21.235	16.005	123.815	115.107
3	14:32:38.051	55.307	18.225	21.074	16.008	124.273	113.549
4	14:33:33.763	55.712	18.402	21.211	16.099	124.044	113.357
5	14:34:29.646	55.883	18.657	21.246	15.980	123.815	117.116
6	14:35:25.399	55.753			16.022	123.133	116.304

Lap	Time of Day	Lap Tm	S1	S2	S3	S3Spd	SFSpd
(84) Kyle HARPER							
1	14:30:50.338			22.465	16.525	122.908	113.935
2	14:31:46.760	56.422	18.586	21.564	16.272	122.908	114.714
3	14:32:42.988	56.228	18.682	21.437	16.109	122.236	114.518
4	14:33:38.981	55.993	18.518	21.381	16.094	123.360	114.518
5	14:34:35.232	56.251	18.542	21.557	16.152	122.236	114.714
6	14:35:31.471	56.239	18.608	21.471	16.160	122.908	115.504

Lap	Time of Day	Lap Tm	S1	S2	S3	S3Spd	SFSpd
(81) Ryan WATSON							
1	14:30:50.711			22.471	17.058	124.044	118.985
2	14:31:50.107	59.396	19.278	22.780	17.338	120.915	121.352
3	14:32:46.286	56.179	18.632	21.484	16.063	126.380	121.133
4	14:33:41.749	55.463	18.289	21.139	16.035	127.581	121.133
5	14:34:36.994	55.245	18.151	21.057	16.037	128.068	121.352
6	14:35:31.612	54.618	17.999	20.804	15.815	128.805	122.459

Lap	Time of Day	Lap Tm	S1	S2	S3	S3Spd	SFSpd
(99) Callum GRIGOR							
1	14:30:52.109			22.894	17.069	121.133	115.703
2	14:31:50.220	58.111	19.202	22.054	16.855	122.459	115.107
3	14:32:47.245	57.025	18.731	21.764	16.530	123.587	115.107
4	14:33:44.000	56.755	18.560	21.828	16.367	124.504	115.305
5	14:34:41.536	57.536	18.342	22.291	16.903	114.518	116.304
6	14:35:37.905	56.369	18.149	21.891	16.329	120.697	115.305

Lap	Time of Day	Lap Tm	S1	S2	S3	S3Spd	SFSpd
(75) Charlie BUNYAN							
1	14:30:51.211			22.206	17.073	122.236	112.976
2	14:31:48.867	57.656	18.959	22.327	16.370	121.133	113.742
3	14:32:45.962	57.095			16.277	123.587	114.129
4	14:33:43.052	57.090		21.374	16.904	124.735	111.290
5	14:34:41.499	58.447	19.054	22.561	16.832	121.792	112.786
6	14:35:39.876	58.377	19.309	22.425	16.643	122.236	113.357

Lap	Time of Day	Lap Tm	S1	S2	S3	S3Spd	SFSpd
(11) Patrick FORMAN							
1	14:30:51.720			22.703	16.605	122.014	112.408
2	14:31:49.445	57.725	19.006	22.098	16.621	118.775	112.220
3	14:32:46.742	57.297	18.980	21.858	16.459	120.480	112.220
4	14:33:44.184	57.442	18.900	21.845	16.697	120.049	113.549
5	14:34:42.100	57.916	19.064	22.049	16.803	118.565	112.786
6	14:35:40.203	58.103	19.175	22.308	16.620	117.733	112.408

(28) Paul BOWERBANK							
----------------------------	--	--	--	--	--	--	--

Lap	Time of Day	Lap Tm	S1	S2	S3	S3Spd	SFSpd
1	14:30:53.121			22.861	17.347	125.905	113.549
2	14:31:51.841	58.720			17.079	123.815	116.103
3	14:32:49.831	57.990	19.033	22.102	16.855	123.815	115.903
4	14:33:47.757	57.926	19.237	22.023	16.666	123.587	115.703
5	14:34:45.988	58.231	19.052	22.452	16.727	123.587	116.506
6	14:35:44.058	58.070			16.839	124.044	116.709

Lap	Time of Day	Lap Tm	S1	S2	S3	S3Spd	SFSpd
(79) Ashley ROBSON							
1	14:30:54.325			23.274	17.144	117.526	110.922
2	14:31:52.304	57.979	19.052	22.389	16.538	120.480	110.922
3	14:32:50.290	57.986			16.646	118.356	111.290
4	14:33:48.104	57.814		22.102	16.547	118.356	111.105
5	14:34:46.170	58.066	19.042	22.425	16.599	116.506	110.922
6	14:35:44.533	58.363	19.159	22.323	16.881	118.356	110.193

Lap	Time of Day	Lap Tm	S1	S2	S3	S3Spd	SFSpd
(72) Peter DUNCAN							
1	14:30:54.328			23.217	17.447	117.733	112.976
2	14:31:52.995	58.667	19.495	22.085	17.087	123.815	113.742
3	14:32:50.993	57.998			16.815	123.587	112.408
4	14:33:49.151	58.158			17.055	122.908	112.976
5	14:34:47.294	58.143	19.144	22.154	16.845	123.360	113.357
6	14:35:44.848	57.554			16.715	123.360	113.742

Lap	Time of Day	Lap Tm	S1	S2	S3	S3Spd	SFSpd
(87) Steven ALLISON							
1	14:30:54.428				17.763	119.196	110.739
2	14:31:53.342	58.914			17.040	121.133	115.305
3	14:32:51.912	58.570			16.924	120.697	113.742
4	14:33:50.940	59.028			18.197	120.915	107.890
5	14:34:49.015	58.075			16.966	120.915	112.597
6	14:35:46.969	57.954			16.745	120.049	113.742

Lap	Time of Day	Lap Tm	S1	S2	S3	S3Spd	SFSpd
(12) Graeme KERR							
1	14:30:53.685			23.425	16.882	115.305	111.290
2	14:31:52.713	59.028	19.503	22.404	17.121	120.265	110.739
3	14:32:50.977	58.264	19.194	22.128	16.942	119.835	110.012
4	14:33:49.521	58.544	19.383	22.110	17.051	121.133	110.556
5	14:34:48.355	58.834	19.550	22.199	17.085	119.196	110.922
6	14:35:47.402	59.047	19.442	22.378	17.227	118.565	110.739

Lap	Time of Day	Lap Tm	S1	S2	S3	S3Spd	SFSpd
(21) Mike SWANSON							
1	14:30:53.206			22.954	17.581	122.236	112.033
2	14:31:53.145	59.939	19.485	22.428	18.026	119.409	111.846
3	14:32:52.070	58.925	19.873	21.975	17.077	124.044	112.220
4	14:33:50.229	58.159	19.111	21.867	17.181	124.273	111.660
5	14:34:49.056	58.827	19.036	22.194	17.597	123.587	112.786
6	14:35:47.589	58.533	19.536	22.094	16.903	123.133	113.935

Lap	Time of Day	Lap Tm	S1	S2	S3	S3Spd	SFSpd
(35) Kevin GILES							
1	14:30:55.691			23.494	17.647	122.683	112.408
2	14:31:55.511	59.820	19.769	22.753	17.298	121.572	111.660
3	14:32:54.592	59.081	19.403	22.437	17.241	124.273	111.105
4	14:33:53.585	58.993	19.282	22.593	17.118	121.352	111.474
5	14:34:52.769	59.184	19.315	22.735	17.134	121.352	111.474
6	14:35:51.302	58.533			17.126	122.459	112.786

Lap	Time of Day	Lap Tm	S1	S2	S3	S3Spd	SFSpd

KMSC National Motorcycle Racing

Scottish Championship Superstock 600

Knockhill 1.267 miles

Race 3 - 1st Race - Re-Start

03/09/2016 14:05

Race (6 Laps) started at 14:29:49

Lap	Time of Day	Lap Tm	S1	S2	S3	S3Spd	SFSpd
3	14:32:54.556	59.772	19.481	22.970	17.321	117.116	110.739
4	14:33:55.394	1:00.838	20.073	22.981	17.784	115.903	109.118
5	14:34:57.188	1:01.794	20.258	23.857	17.679	115.305	110.193
6	14:35:58.819	1:01.631	20.286	23.677	17.668	117.321	109.653

(17) Roddy MacLEOD

1	14:30:56.849			23.555	17.864	120.049	110.374
2	14:31:57.130	1:00.281	20.236	22.806	17.239	118.565	110.012
3	14:32:57.138	1:00.008	20.064	22.770	17.174	120.480	109.653
4	14:33:57.397	1:00.259	20.202	22.892	17.165	119.621	109.296
5	14:34:59.574	1:02.177	20.431	23.692	18.054	116.506	108.413
6	14:36:01.149	1:01.575	20.374	23.301	17.900	118.147	108.238

(27) Andy DONALD

1	14:30:59.457			23.940	18.247	116.912	112.597
2	14:32:00.565	1:01.108	19.827	24.160	17.121	119.196	113.742
3	14:33:01.370	1:00.805	20.408	22.882	17.515	121.352	112.976
4	14:34:02.869	1:01.499	19.887	24.038	17.574	120.697	112.033
5	14:35:02.512	59.643	19.507	23.052	17.084	120.265	113.742
6	14:36:01.388	58.876	19.594	22.625	16.657	122.683	115.305

(58) Barry STEWART

1	14:30:57.124			24.105	17.890	121.792	108.588
2	14:31:58.798	1:01.674	20.774	23.843	17.057	120.915	110.012
3	14:32:59.971	1:01.173	20.135	23.429	17.609	116.709	107.030
4	14:34:03.290	1:03.319	21.021	24.507	17.791	117.526	110.922
5	14:35:08.103	1:04.813	20.765	25.307	18.741	109.118	110.012
6	14:36:11.352	1:03.249	21.059	24.246	17.944	116.709	110.739

(855) Graeme CHARNLEY

1	14:30:57.823			23.980	17.823	120.265	111.660
2	14:31:59.899	1:02.076	21.000	23.500	17.576	119.196	112.033
3	14:33:02.934	1:03.035	21.314	23.744	17.977	119.196	104.366
4	14:34:05.620	1:02.686	21.134	23.678	17.874	117.940	110.374
5	14:35:08.113	1:02.493	20.756	23.546	18.191	120.480	105.184
6	14:36:11.507	1:03.394	21.295	24.109	17.990	112.786	110.922

(7) Titus MacINTOSH

1	14:30:57.540			24.162	17.718	113.357	106.520
2	14:31:58.169	1:00.629	20.370	23.138	17.121	110.193	101.678
3	14:33:00.296	1:02.127	19.941	23.324	18.862	109.832	92.947
4	14:34:05.956	1:05.660	21.951	24.747	18.962	102.611	96.697
5	14:35:11.972	1:06.016	21.522	25.660	18.834	104.043	88.532
6	14:36:17.910	1:05.938	22.570	24.943	18.425	106.520	95.459

(64) Sam MUNRO

1	14:30:47.298			21.129	16.716	121.792	113.935
2	14:31:42.542	55.244	18.372	21.167	15.705	124.968	114.129
3	14:32:36.872	54.330	17.848	20.846	15.636	123.587	114.518
4	14:33:31.425	54.553	17.925	20.858	15.770	123.133	114.323

Clerk of the Course :

Sig : Time :

Chief Timekeeper : Ian Sharp (SMART Timing)

Results available at www.mylaps.com and www.smart-timing.co.uk

Printed: 05/09/2016 17:23:04

Orbits



KMSC National Motorcycle Racing

Lapchart

Scottish Championship Superstock 600

Knockhill 1.267 miles

Race 3 - 1st Race - Re-Start

03/09/2016 14:05

Race (6 Laps) started at 14:29:49

Competitors	Laps					
	1	2	3	4	5	6
Lewis ROLLO (8)	1	8	8	8	8	8
Ewan GRAY (45)	2	45	64	64	64	31
Sam MUNRO (64)	3	64	45	45	45	45
Torquil PATERSON (31)	4	31	31	31	31	84
Kyle HARPER (84)	5	84	84	84	84	81
Ryan WATSON (81)	6	81	75	75	81	75
Charlie BUNYAN (75)	7	75	11	81	75	99
Patrick FORMAN (11)	8	11	81	11	99	11
Callum GRIGOR (99)	9	99	99	99	11	28
Paul BOWERBANK (28)	10	28	28	28	28	79
Mike SWANSON (21)	11	21	79	79	79	72
Graeme KERR (12)	12	12	12	12	72	12
Ashley ROBSON (79)	13	79	72	72	12	87
Peter DUNCAN (72)	14	72	21	87	21	21
Steven ALLISON (87)	15	87	87	21	87	35
Ryan GIBSON (184)	16	184	184	184	35	89
Kevin GILES (35)	17	35	35	35	89	184
David MUNRO (89)	18	89	89	89	184	17
Roddy MacLEOD (17)	19	17	17	17	17	27
Barry STEWART (58)	20	58	7	58	27	58
Titus MacINTOSH (7)	21	7	58	7	58	855
Graeme CHARNLEY (855)	22	855	855	27	855	7
Andy DONALD (27)	23	27	27	855	7	
-	24					
-	25					

Clerk of the Course :

Sig : Time :

Chief Timekeeper : Ian Sharp (SMART Timing)

Results available at www.mylaps.com and www.smart-timing.co.uk

Printed: 05/09/2016 17:23:25

Orbits



KMSC National Motorcycle Racing

KMSC Superstock 600

Knockhill 1.267 miles

Race 10 - 1st Race

03/09/2016 15:45

Race (12 Laps) started at 16:47:30

POLE POSITION

1	1 8 Lewis ROLLO	2 31 Torquil PATERSON	3 45 Ewan GRAY
2	4 84 Kyle HARPER	5 81 Ryan WATSON	6 99 Callum GRIGOR
3	7 75 Charlie BUNYAN	8 11 Patrick FORMAN	9 28 Paul BOWERBANK
4	10 79 Ashley ROBSON	11 72 Peter DUNCAN	12 87 Steven ALLISON
5	13 12 Graeme KERR	14 21 Mike SWANSON	15 35 Kevin GILES
6	16 89 David MUNRO	17 184 Ryan GIBSON	18 17 Roddy MacLEOD
7	19 27 Andy DONALD	20 58 Barry STEWART	21 855 Graeme CHARNLEY
8	22 7 Titus MacINTOSH	23 64 Sam MUNRO	24 54 Ross KIRTON
9	25 85 Keith DICKIE		

Clerk of the Course :

Sig : Time :

Chief Timekeeper : Ian Sharp (SMART Timing)

Results available at www.mylaps.com and www.smart-timing.co.uk

Printed: 05/09/2016 17:23:43

Orbits



Race Results

KMSC National Motorcycle Racing

Sorted on Laps

KMSC Open Post Classics / Classics

Knockhill 1.267 miles

Race 4 - 1st Race

03/09/2016 14:15

Race (10 Laps) started at 14:41:57

Pos	No.	Name	Make/Model	CC	Class	Laps	Total Tm	Diff	Best Tm	In Lap	Avg. Speed
1	51	Neil MUNRO	Honda	CBR500	PC	10	10:32.951		1:02.251	7	72.061
2	87	Jodie CHALK	Honda	CBR500	PC	10	10:33.903	0.952	1:02.000	9	71.953
3	111	Jimmy SHANKS	Honda	CB500	PC	10	10:43.883	10.932	1:02.829	8	70.837
4	12	Dan JAMES	Ducati	620	PC	10	10:45.004	12.053	1:03.328	8	70.714
5	48	Mark BOWRAN	Honda	CBR600	PC	10	10:52.024	19.073	1:04.032	9	69.953
6	118	Rod WALKER	Kawasaki	ZXR400	SL	10	10:58.099	25.148	1:04.268	6	69.307
7	25	Andrew KIRKWOOD	Honda	CB500	PC	10	11:35.896	1:02.945	1:08.131	5	65.543
8	117	Lianne MAYHEW	Kawasaki	ZX6R 400	SL	9	10:33.042	1 Lap	1:08.406	9	64.845
9	3	Ian RUSSELL	Honda	NSR250	PC	9	10:34.256	1 Lap	1:08.024	8	64.721

Margin of Victory	Avg. Speed	Best Lap Tm	Best Speed	Best Lap by
0.952	72.061	1:02.000	73.566	87 - Jodie CHALK

Clerk of the Course :

Sig : Time :
Chief Timekeeper : Ian Sharp (SMART Timing)

Results available at www.mylaps.com and www.smart-timing.co.uk

Printed: 05/09/2016 12:53:57

Orbits



Race Results

KMSC National Motorcycle Racing

KMSC Open Post Classics / Classics

Knockhill 1.267 miles

Race 4 - 1st Race

03/09/2016 14:15

Race (10 Laps) started at 14:41:57

Lap	Time of Day	Lap Tm	S1	S2	S3	S3Spd	SFSpd
(51) Neil MUNRO							
1	14:43:03.877			24.963	18.459	104.043	96.976
2	14:44:06.757	1:02.880	20.170	24.339	18.371	101.218	95.731
3	14:45:09.485	1:02.728	20.093	24.205	18.430	101.987	94.785
4	14:46:13.435	1:03.950	21.011	24.962	17.977	103.402	96.976
5	14:47:16.415	1:02.980	20.592	24.415	17.973	103.242	91.427
6	14:48:19.473	1:03.058	20.389	24.660	18.009	102.142	95.188
7	14:49:21.724	1:02.251	20.122	24.293	17.836	103.402	94.385
8	14:50:24.375	1:02.651	20.071	24.333	18.247	102.926	93.988
9	14:51:27.234	1:02.859	20.364	24.538	17.957	102.768	93.988
10	14:52:30.088	1:02.854	20.415	24.353	18.086	104.204	95.731

Lap	Time of Day	Lap Tm	S1	S2	S3	S3Spd	SFSpd
(87) Jodie CHALK							
1	14:43:01.990			24.015	18.550	99.714	93.076
2	14:44:05.205	1:03.215	20.513	24.230	18.472	99.566	93.988
3	14:45:09.040	1:03.835	20.776	24.345	18.714	99.272	93.205
4	14:46:12.978	1:03.938	21.171	24.318	18.449	99.566	93.595
5	14:47:17.217	1:04.239	21.209	24.664	18.366	101.218	93.076
6	14:48:21.032	1:03.815			18.318	100.914	93.465
7	14:49:23.832	1:02.800			18.007	101.066	93.857
8	14:50:26.202	1:02.370	20.337	23.846	18.187	101.066	93.726
9	14:51:28.202	1:02.000			17.951	100.011	93.857
10	14:52:31.040	1:02.838		23.793	18.914	103.882	92.181

Lap	Time of Day	Lap Tm	S1	S2	S3	S3Spd	SFSpd
(111) Jimmy SHANKS							
1	14:43:05.216			24.339	19.587	93.988	87.266
2	14:44:10.584	1:05.368	21.286	24.411	19.671	92.947	86.927
3	14:45:14.777	1:04.193	20.802	24.165	19.226	96.005	87.608
4	14:46:19.445	1:04.668	20.723	24.020	19.925	94.785	87.266
5	14:47:23.409	1:03.964	20.782	23.934	19.248	96.558	88.183
6	14:48:27.509	1:04.100	20.978	24.065	19.057	97.117	88.649
7	14:49:31.209	1:03.700	20.661	24.127	18.912	96.976	88.068
8	14:50:34.038	1:02.829	20.517	23.625	18.687	96.419	87.952
9	14:51:37.169	1:03.131	20.349	23.793	18.989	95.595	87.494
10	14:52:41.020	1:03.851	20.662	23.969	19.220	95.323	86.590

Lap	Time of Day	Lap Tm	S1	S2	S3	S3Spd	SFSpd
(12) Dan JAMES							
1	14:43:06.009			25.016	19.278	96.697	89.596
2	14:44:11.247	1:05.238	21.048	25.118	19.072	95.731	89.596
3	14:45:15.598	1:04.351	21.589	24.013	18.749	97.117	89.358
4	14:46:19.064	1:03.466	20.515	24.095	18.856	97.257	87.837
5	14:47:23.112	1:04.048	20.820	24.240	18.988	96.005	87.266
6	14:48:27.137	1:04.025	20.998	24.194	18.833	96.697	88.068
7	14:49:31.403	1:04.266	20.777	24.371	19.118	96.143	89.957
8	14:50:34.731	1:03.328	20.603	23.812	18.913	98.111	88.649
9	14:51:38.405	1:03.674	20.710	24.081	18.883	96.281	88.767
10	14:52:42.141	1:03.736	20.886	24.079	18.771	97.257	89.120

Lap	Time of Day	Lap Tm	S1	S2	S3	S3Spd	SFSpd
(48) Mark BOWRAN							
1	14:43:05.078			24.418	19.112		94.252
2	14:44:11.090	1:06.012			19.005	103.721	93.857
3	14:45:16.770	1:05.680	22.085	25.108	18.487	100.914	94.785
4	14:46:21.931	1:05.161			18.630		94.651
5	14:47:26.364	1:04.433		24.324	18.377		93.205
6	14:48:30.784	1:04.420			18.213		93.988
7	14:49:35.532	1:04.748	21.591	24.358	18.799		93.465
8	14:50:40.088	1:04.556	21.496	24.401	18.659		94.120
9	14:51:44.120	1:04.032	21.274	24.256	18.502	102.454	94.120
10	14:52:49.161	1:05.041			18.853		92.818

Lap	Time of Day	Lap Tm	S1	S2	S3	S3Spd	SFSpd
(118) Rod WALKER							
1	14:43:07.706				20.193	94.120	85.925
2	14:44:14.242	1:06.536			19.372	95.323	87.266
3	14:45:20.032	1:05.790			19.162	93.595	87.722
4	14:46:25.166	1:05.134			19.153	95.595	87.722

Lap	Time of Day	Lap Tm	S1	S2	S3	S3Spd	SFSpd
5	14:47:30.038	1:04.872			19.006	97.540	87.040
6	14:48:34.306	1:04.268	21.373	23.995	18.900	97.257	88.068
7	14:49:40.288	1:05.982	21.561	24.452	19.969	97.257	87.040
8	14:50:45.407	1:05.119			18.982	96.281	88.884
9	14:51:49.962	1:04.555		24.457	18.970	96.836	88.068
10	14:52:55.236	1:05.274			19.329	95.459	86.927

Lap	Time of Day	Lap Tm	S1	S2	S3	S3Spd	SFSpd
(25) Andrew KIRKWOOD							
1	14:43:10.816			27.327	20.662	88.767	82.951
2	14:44:20.497	1:09.681	23.074	26.593	20.014	89.477	84.625
3	14:45:29.329	1:08.832			19.630	90.564	83.260
4	14:46:37.907	1:08.578			19.457	90.442	83.571
5	14:47:46.038	1:08.131			19.394	90.198	83.571
6	14:48:54.780	1:08.742			20.242	91.055	83.054
7	14:50:04.442	1:09.662	22.918	26.647	20.097	89.716	83.571
8	14:51:14.198	1:09.756	22.827	26.948	19.981	89.002	83.363
9	14:52:23.552	1:09.354	23.086	26.229	20.039	89.596	83.467
10	14:53:33.033	1:09.481	22.809	26.824	19.848	88.767	83.885

Lap	Time of Day	Lap Tm	S1	S2	S3	S3Spd	SFSpd
(117) Lianne MAYHEW							
1	14:43:13.265			27.454	20.814	93.076	87.837
2	14:44:24.207	1:10.942	23.831	26.875	20.236	94.252	88.767
3	14:45:35.482	1:11.275	23.339	27.263	20.673	92.181	83.989
4	14:46:45.563	1:10.081	23.526	26.547	20.008	94.385	86.368
5	14:47:55.355	1:09.792	23.443	26.340	20.009	93.988	87.380
6	14:49:04.669	1:09.314	22.994	26.362	19.958	90.320	87.153
7	14:50:13.254	1:08.585	22.830	26.164	19.591	94.518	87.722
8	14:51:21.773	1:08.519	22.712	25.976	19.831	94.252	86.814
9	14:52:30.179	1:08.406	22.580	25.711	20.115	94.120	84.200

Lap	Time of Day	Lap Tm	S1	S2	S3	S3Spd	SFSpd
(3) Ian RUSSELL							
1	14:43:14.059			27.339	21.081	94.385	85.925
2	14:44:24.974	1:10.915	23.580	26.896	20.439	93.205	85.925
3	14:45:35.985	1:11.011	23.718	26.712	20.581	94.785	85.596
4	14:46:46.187	1:10.202	23.365	26.772	20.065	94.785	85.379
5	14:47:55.963	1:09.776	23.376	26.206	20.194	94.120	86.479
6	14:49:05.144	1:09.181	23.329	25.817	20.035	95.459	86.368
7	14:50:13.873	1:08.729	23.104	25.443	20.182	94.518	86.479
8	14:51:21.897	1:08.024	22.619	25.662	19.743	95.595	87.266
9	14:52:31.393	1:09.496	23.286	25.250	20.960	95.188	86.035

Clerk of the Course :

Sig : Time :

Chief Timekeeper : Ian Sharp (SMART Timing)

 Results available at www.mylaps.com and www.smart-timing.co.uk

Printed: 05/09/2016 12:54:25

Orbits



Race Results

KMSC National Motorcycle Racing

Lapchart

KMSC Open Post Classics / Classics

Knockhill 1.267 miles

Race 4 - 1st Race

03/09/2016 14:15

Race (10 Laps) started at 14:41:57

Competitors	Laps										
	1	2	3	4	5	6	7	8	9	10	
Jodie CHALK (87)	1	87	87	87	87	51	51	51	51	51	51
Neil MUNRO (51)	2	51	51	51	51	87	87	87	87	87	87
Mark BOWRAN (48)	3	48	111	111	12	12	12	111	111	111	111
Jimmy SHANKS (111)	4	111	48	12	111	111	111	12	12	12	12
Dan JAMES (12)	5	12	12	48	48	48	48	48	48	48	48
Rod WALKER (118)	6	118	118	118	118	118	118	118	118	118	118
Andrew KIRKWOOD (25)	7	25	25	25	25	25	25	25	25	25	25
Lianne MAYHEW (117)	8	117	117	117	117	117	117	117	117	117	117
Ian RUSSELL (3)	9	3	3	3	3	3	3	3	3	3	3

Clerk of the Course :

Sig : Time :

Chief Timekeeper : Ian Sharp (SMART Timing)

 Results available at www.mylaps.com and www.smart-timing.co.uk

Printed: 05/09/2016 12:54:46

Orbits



KMSC National Motorcycle Racing

KMSC Open Post Classics / Classics

Knockhill 1.267 miles

Race 11 - 2nd Race

03/09/2016 16:00

Race (10 Laps) started at 17:06:07

POLE POSITION

1	1 51 Neil MUNRO	2 87 Jodie CHALK	3 111 Jimmy SHANKS
2	4 12 Dan JAMES	5 48 Mark BOWRAN	6 118 Rod WALKER
3	7 25 Andrew KIRKWOOD	8 117 Lianne MAYHEW	9 3 Ian RUSSELL
4	10 13 Andrew BARTON		

Clerk of the Course :

Sig : Time :

Chief Timekeeper : Ian Sharp (SMART Timing)

Results available at www.mylaps.com and www.smart-timing.co.uk

Orbits



Race Results

KMSC National Motorcycle Racing

Sorted on Laps

Scottish Championship Superbikes & KMSC Clubman

Knockhill 1.267 miles

Race 5 - 1st Race

03/09/2016 14:30

Race (10 Laps) started at 15:00:37

Pos	No.	Name	Make/Model	CC	Class	Laps	Total Tm	Diff	Best Tm	In Lap	Avg. Speed
1	3	Adrian CLARK	Kawasaki	ZX10R	SB	10	8:51.241		52.317	5	85.857
2	17	Matthew PAULO	Yamaha	R1	SB	10	8:52.584	1.343	51.539	9	85.641
3	55	Donald MacFADYEN	BMW	S1000RR	SB	10	8:55.613	4.372	52.397	5	85.156
4	112	William MONIE	Kawasaki	ZX10R	SB	10	8:57.416	6.175	52.578	8	84.871
5	79	Bruce BIRNIE	BMW	S1000RR	SB	10	8:57.423	6.182	52.204	5	84.870
6	119	Kristopher DUNCAN	Kawasaki	ZX10	SB	10	8:57.628	6.387	52.236	7	84.837
7	34	John DEAN	Suzuki	GSXR1000K9	SB	10	8:59.144	7.903	52.824	8	84.599
8	94	Greg GILFILLAN	Kawasaki	ZX10R	SB	10	9:00.284	9.043	52.579	8	84.420
9	31	Torquil PATERSON	MV Agusta	F3 800	SB	10	9:01.835	10.594	52.878	10	84.179
10	155	Scott SHAND	Yamaha	YZF R1	SB	10	9:02.000	10.759	53.170	5	84.153
11	69	Rodney SCOTT	BMW	S1000RR	C	10	9:10.145	18.904	53.533	8	82.907
12	77	Angus MEARNES	Yamaha	R6 600	C	10	9:10.870	19.629	53.438	8	82.798
13	2	Adam LYON	Yamaha	R6	C	10	9:16.675	25.434	54.275	7	81.935
14	63	Kenny PATERSON	BMW	S1000RR	C	10	9:17.579	26.338	54.470	9	81.802
15	22	Steven WATSON	Suzuki	GSXR750	C	10	9:27.414	36.173	54.792	10	80.384
16	44	David PRENTICE	Yamaha	R1	C	10	9:28.645	37.404	54.933	9	80.210
17	33	Graeme BODEL	BMW	S1000RR	C	10	9:28.888	37.647	55.986	10	80.176
18	4	Daniel MacLEAN	Kawasaki	ZX10R	C	10	9:38.244	47.003	55.884	10	78.878
19	144	Aran SADLER	Kawasaki	ZX10	C	9	8:55.857	1 Lap	57.581	8	76.606
20	122	David SUDDER	Suzuki	GSXR 1000	C	9	8:57.214	1 Lap	57.654	8	76.412
21	82	Geraint JONES	Suzuki	GSXR1000	C	9	9:00.193	1 Lap	58.184	3	75.991
22	6	Calum MacLEAN	Suzuki	GSXR1000	C	9	9:09.561	1 Lap	58.916	5	74.696
23	26	Steven MacINTYRE	Suzuki	GSXR1000	C	9	9:11.495	1 Lap	59.485	7	74.434
24	36	Craig MARTIN	Honda	CBR900 RR-Y	C	9	9:22.818	1 Lap	59.449	7	72.936
25	14	James ROTHERY	Yamaha	R1	C	9	9:50.621	1 Lap	1:02.935	2	69.503
Not classified											
DNF	7	James LAING	BMW	S1000RR	SB	7	6:34.737	DNF	54.256	6	80.883
DNF	67	Des BURNS	Kawasaki	ZX10R	C			DNF		0	-
DNF	105	James VEVERS	Kawasaki	ZX10R	SB	4	4:11.224	DNF	58.031	3	72.622
DNF	71	Gavin JONES	Honda	CBR1000RR	C	3	3:00.525	DNF	57.391	2	75.797
DNF	23	Alex MacLEOD	Suzuki	GSXR	C	3	3:35.622	DNF	1:05.556	2	63.460
DNS	5	Kyle DUNCAN	Ducati		SB			DNS		0	-

Margin of Victory	Avg. Speed	Best Lap Tm	Best Speed	Best Lap by
1.343	85.857	51.539	88.498	17 - Matthew PAULO

Clerk of the Course :

Sig : Time :
Chief Timekeeper : Ian Sharp (SMART Timing)

Results available at www.mylaps.com and www.smart-timing.co.uk

Printed: 05/09/2016 17:12:22

Orbits



Race Results

KMSC National Motorcycle Racing

Scottish Championship Superbikes & KMSC Clubman

Knockhill 1.267 miles

Race 5 - 1st Race

03/09/2016 14:30

Race (10 Laps) started at 15:00:37

Lap	Time of Day	Lap Tm	S1	S2	S3	S3Spd	SFSpd
(3) Adrian CLARK							
1	15:01:35.017			20.618	15.364	132.886	124.735
2	15:02:27.984	52.967	17.560	20.204	15.203	133.150	126.380
3	15:03:20.342	52.358	17.385	19.835	15.138	132.362	126.618
4	15:04:12.817	52.475	17.443	19.795	15.237	132.624	125.201
5	15:05:05.134	52.317	17.357	19.717	15.243	134.215	126.857
6	15:05:58.016	52.882			15.597	131.070	126.380
7	15:06:50.379	52.363		19.734	15.138	135.845	125.435
8	15:07:43.297	52.918	17.679	20.197	15.042	136.954	129.053
9	15:08:36.098	52.801	17.410	20.000	15.391	135.845	128.068
10	15:09:29.018	52.920	17.519	19.867	15.534	135.845	122.459

Lap	Time of Day	Lap Tm	S1	S2	S3	S3Spd	SFSpd
(17) Matthew PAULO							
1	15:01:39.053			21.304	16.398	133.415	124.273
2	15:02:32.779	53.726	17.660	20.231	15.835	136.954	127.098
3	15:03:25.711	52.932	17.635	20.115	15.182	134.484	126.857
4	15:04:18.892	53.181	17.702	20.145	15.334	138.939	128.068
5	15:05:11.065	52.173	17.442	19.862	14.869	138.939	126.142
6	15:06:02.915	51.850	17.077	20.063	14.710	133.947	127.339
7	15:06:54.850	51.935	17.045	19.992	14.898	138.081	127.339
8	15:07:46.829	51.979	16.889	20.246	14.844	130.560	130.053
9	15:08:38.368	51.539	16.813	19.751	14.975	136.954	129.302
10	15:09:30.361	51.993	17.371	19.857	14.765	137.798	125.670

Lap	Time of Day	Lap Tm	S1	S2	S3	S3Spd	SFSpd
(55) Donald MacFADYEN							
1	15:01:36.793			21.477	15.946	132.624	127.581
2	15:02:30.002	53.209	17.504	20.620	15.085	138.366	128.313
3	15:03:22.899	52.897			15.191	140.099	126.142
4	15:04:15.694	52.795	17.595	20.145	15.070	137.798	127.824
5	15:05:08.091	52.397	17.278	20.148	14.971	138.366	129.053
6	15:06:01.250	53.159	17.301	20.932	14.926	139.517	130.053
7	15:06:54.938	53.688	17.915	20.693	15.080	138.652	129.053
8	15:07:47.639	52.701			15.065	138.081	129.302
9	15:08:40.378	52.739			15.245	133.680	128.313
10	15:09:33.390	53.012	17.632	20.298	15.082	136.954	128.805

Lap	Time of Day	Lap Tm	S1	S2	S3	S3Spd	SFSpd
(112) William MONIE							
1	15:01:36.984			21.472	15.853	135.571	128.805
2	15:02:30.725	53.741	17.990	20.562	15.189	135.571	128.313
3	15:03:23.854	53.129	17.742	20.292	15.095	138.652	128.805
4	15:04:16.924	53.070	17.688	20.361	15.021	136.121	128.805
5	15:05:09.732	52.808	17.599	20.129	15.080	138.652	127.581
6	15:06:03.228	53.496	17.561	20.909	15.026	133.947	129.302
7	15:06:56.046	52.818	17.470	20.221	15.127	139.227	128.559
8	15:07:48.624	52.578	17.293	20.227	15.058	126.380	129.802
9	15:08:41.782	53.158	17.970	20.162	15.026	137.234	129.053
10	15:09:35.193	53.411	17.545	20.707	15.159	134.754	131.326

Lap	Time of Day	Lap Tm	S1	S2	S3	S3Spd	SFSpd
(79) Bruce BIRNIE							
1	15:01:36.023			21.417	15.567	118.985	128.313
2	15:02:29.269	53.246	17.591	20.333	15.322	129.802	126.857
3	15:03:21.884	52.615	17.310	20.102	15.203	131.584	126.857
4	15:04:14.227	52.343	17.210	20.017	15.116	130.306	127.339
5	15:05:06.431	52.204	17.126	19.982	15.096	131.070	127.581
6	15:06:00.932	54.501	17.326	22.011	15.164	133.415	127.098
7	15:06:54.107	53.175	17.677	20.180	15.318	128.805	126.618
8	15:07:47.437	53.330	17.160	20.698	15.472	129.302	128.805
9	15:08:40.627	53.190	17.251	20.358	15.581	129.802	129.053
10	15:09:35.200	54.573	18.087	21.200	15.286	129.302	129.053

Lap	Time of Day	Lap Tm	S1	S2	S3	S3Spd	SFSpd
(119) Kristopher DUNCAN							
1	15:01:37.903			21.410	15.954	140.099	129.551
2	15:02:31.716	53.813	18.193	20.354	15.266	140.099	128.068
3	15:03:25.397	53.681	18.022	20.189	15.470	142.782	129.053
4	15:04:18.758	53.361	17.518	20.106	15.737	138.652	116.304

Lap	Time of Day	Lap Tm	S1	S2	S3	S3Spd	SFSpd
5	15:05:11.580	52.822	17.864	20.057	14.901	139.808	131.070
6	15:06:04.012	52.432	17.406	20.218	14.808	136.954	129.053
7	15:06:56.248	52.236	17.350	20.212	14.674	140.687	128.313
8	15:07:48.782	52.534	17.412	20.050	15.072	131.326	130.814
9	15:08:41.925	53.143	18.128	19.941	15.074	140.982	128.559
10	15:09:35.405	53.480	17.646	20.561	15.273	133.150	129.802

Lap	Time of Day	Lap Tm	S1	S2	S3	S3Spd	SFSpd
(34) John DEAN							
1	15:01:37.317			21.564	15.785	136.675	129.302
2	15:02:31.566	54.249	17.834	20.436	15.979	137.516	124.504
3	15:03:25.307	53.741	17.919	20.288	15.534	140.982	127.581
4	15:04:18.960	53.653	17.949	20.206	15.498	141.279	128.068
5	15:05:12.298	53.338	17.917	20.227	15.194	140.392	128.559
6	15:06:05.368	53.070	17.744	19.923	15.403	136.954	126.618
7	15:06:58.334	52.966	17.630	20.159	15.177	141.279	128.068
8	15:07:51.158	52.824	17.587	20.081	15.156	139.517	127.581
9	15:08:44.077	52.919	17.722	20.056	15.141	139.227	125.435
10	15:09:36.921	52.844	17.590	19.983	15.271	138.652	128.068

Lap	Time of Day	Lap Tm	S1	S2	S3	S3Spd	SFSpd
(94) Greg GILFILLAN							
1	15:01:37.600			21.336	15.938	135.571	127.339
2	15:02:32.062	54.462	18.220	20.537	15.705	135.025	126.618
3	15:03:25.736	53.674	18.093	20.386	15.195	134.484	128.559
4	15:04:19.109	53.373	17.940	20.368	15.065	136.675	129.302
5	15:05:12.382	53.273	17.957	20.292	15.024	137.234	130.306
6	15:06:06.152	53.770			15.897	138.652	124.735
7	15:06:59.055	52.903		20.062	15.155	138.939	128.068
8	15:07:51.634	52.579	17.475	20.090	15.014	138.366	130.306
9	15:08:45.314	53.680	18.334	20.452	14.894	138.939	128.068
10	15:09:38.061	52.747	17.562	20.129	15.056	138.081	126.618

Lap	Time of Day	Lap Tm	S1	S2	S3	S3Spd	SFSpd
(31) Torquil PATERSON							
1	15:01:36.722				15.944	130.053	122.683
2	15:02:31.124	54.402	18.074	20.616	15.712	130.560	124.504
3	15:03:24.775	53.651	17.600	20.513	15.538	129.551	122.459
4	15:04:18.646	53.871	17.825	20.435	15.611	131.584	123.587
5	15:05:12.117	53.471	17.516	20.519	15.436	131.584	124.504
6	15:06:07.198	55.081	17.342	20.372	17.367	131.326	118.985
7	15:07:00.174	52.976	17.548	20.259	15.169	130.814	120.697
8	15:07:53.516	53.342	17.462	20.443	15.437	130.560	118.775
9	15:08:46.734	53.218	17.449	20.410	15.359	130.306	122.683
10	15:09:39.612	52.878	17.425	20.275	15.178	135.571	123.133

Lap	Time of Day	Lap Tm	S1	S2	S3	S3Spd	SFSpd
(155) Scott SHAND							
1	15:01:37.718			21.217	16.451	134.215	128.313
2	15:02:31.603	53.885	17.692	20.508	15.685	134.484	127.098
3	15:03:24.788	53.185	17.590	20.249	15.346	137.516	128.068
4	15:04:18.088	53.300	17.431	20.518	15.351	135.025	127.339
5	15:05:11.258	53.170	17.503	20.380	15.287	135.298	129.302
6	15:06:04.722	53.464	17.510	20.478	15.476	125.905	128.313
7	15:06:58.119	53.397	17.588	20.463	15.346	134.754	128.313

KMSC National Motorcycle Racing

Scottish Championship Superbikes & KMSC Clubman

Knockhill 1.267 miles

Race 5 - 1st Race

03/09/2016 14:30

Race (10 Laps) started at 15:00:37

Lap	Time of Day	Lap Tm	S1	S2	S3	S3Spd	SFSpd
(77) Angus MEARNS							
1	15:01:38.980			21.890	16.241	126.618	119.196
2	15:02:33.794	54.814	18.305	20.909	15.600	127.581	119.621
3	15:03:28.220	54.426	17.904	20.831	15.691	127.339	119.621
4	15:04:22.884	54.664	18.021	21.030	15.613	125.905	119.621
5	15:05:17.367	54.483	17.879	20.982	15.622	126.142	119.196
6	15:06:12.161	54.794	18.248	21.003	15.543	126.857	119.621
7	15:07:06.475	54.314	18.054	20.943	15.317	126.618	120.915
8	15:07:59.913	53.438	17.671	20.643	15.124	128.068	121.792
9	15:08:54.115	54.202	17.837	20.963	15.402	127.339	120.265
10	15:09:48.647	54.532	18.288	20.643	15.601	127.824	120.265

(2) Adam LYON							
1	15:01:40.480			21.842	15.975	130.053	120.480
2	15:02:36.156	55.676	18.604	21.263	15.809	129.802	121.133
3	15:03:31.751	55.595	18.503	21.097	15.995	131.326	120.480
4	15:04:27.114	55.363	18.344	21.497	15.522	128.805	121.352
5	15:05:21.810	54.696	18.262	21.030	15.404	129.302	121.352
6	15:06:16.460	54.650	18.117	21.051	15.482	129.302	121.792
7	15:07:10.735	54.275	17.902	20.871	15.502	130.053	121.352
8	15:08:05.092	54.357	18.081	20.897	15.379	129.802	121.792
9	15:08:59.686	54.594	18.095	20.803	15.696	129.802	121.792
10	15:09:54.452	54.766	18.237	21.032	15.497	129.802	121.572

(63) Kenny PATERSON							
1	15:01:41.681			22.123	16.384	127.339	121.133
2	15:02:37.115	55.434	18.600	21.244	15.590	132.102	123.360
3	15:03:32.123	55.008	18.208	20.986	15.814	133.415	124.044
4	15:04:28.076	55.953	18.910	21.569	15.474	132.362	124.273
5	15:05:22.688	54.612	18.217	20.963	15.432	130.814	123.360
6	15:06:17.192	54.504	18.131	20.576	15.797	131.070	124.044
7	15:07:11.746	54.554	18.077	20.776	15.701	130.306	123.815
8	15:08:06.365	54.619	18.110	20.834	15.675	129.551	122.908
9	15:09:00.835	54.470	18.246	20.848	15.376	131.842	123.360
10	15:09:55.356	54.521	18.181	20.794	15.546	130.306	122.908

(22) Steven WATSON							
1	15:01:42.313				16.664	125.201	122.683
2	15:02:40.202	57.889	19.319	22.653	15.917	112.220	124.044
3	15:03:36.412	56.210			15.989	121.572	122.236
4	15:04:31.768	55.356			15.631	131.326	124.504
5	15:05:27.975	56.207			15.895	128.559	124.735
6	15:06:23.080	55.105	18.402	21.137	15.566	131.326	123.587
7	15:07:18.415	55.335			15.812	123.815	124.968
8	15:08:14.860	56.445			15.786	123.133	125.435
9	15:09:10.399	55.539	18.598	21.488	15.453	133.680	123.815
10	15:10:05.191	54.792	18.422	20.992	15.378	130.053	125.201

(44) David PRENTICE							
1	15:01:42.584			22.173	16.595	129.302	121.572
2	15:02:39.474	56.890	19.263	21.451	16.176	130.814	122.459
3	15:03:35.045	55.571	18.560	21.109	15.902	131.070	121.572
4	15:04:31.367	56.322			16.090	130.306	121.133
5	15:05:27.897	56.530		21.700	15.995	129.302	122.683
6	15:06:23.994	56.097	18.766	21.371	15.960	131.842	121.792
7	15:07:19.522	55.528	18.403	21.198	15.927	128.805	122.459
8	15:08:16.197	56.675	18.724	21.446	16.505	129.551	122.014
9	15:09:11.130	54.933	18.369	21.114	15.450	131.842	123.133
10	15:10:06.422	55.292	18.610	21.175	15.507	131.584	124.044

(33) Graeme BODEL							
1	15:01:39.269			21.960	16.139	133.150	122.459
2	15:02:35.595	56.326	18.832	21.582	15.912	130.053	123.587
3	15:03:31.677	56.082	18.669	21.359	16.054	129.551	122.459
4	15:04:29.155	57.478	19.120	21.692	16.666	129.802	101.678

Lap	Time of Day	Lap Tm	S1	S2	S3	S3Spd	SFSpd
5	15:05:25.874	56.719	19.154	21.667	15.898	128.559	122.683
6	15:06:22.109	56.235	18.903	21.507	15.825	126.857	124.504
7	15:07:18.152	56.043	18.643	21.489	15.911	127.581	123.360
8	15:08:14.515	56.363	18.805	21.699	15.859	128.068	124.504
9	15:09:10.679	56.164	18.665	21.677	15.822	127.824	124.504
10	15:10:06.665	55.986	18.827	21.280	15.879	129.802	124.968

(4) Daniel MacLEAN							
1	15:01:45.899					16.836	127.098
2	15:02:42.988	57.089	18.821	21.764		16.504	124.273
3	15:03:40.823	57.835				16.660	122.459
4	15:04:38.403	57.580				15.737	130.560
5	15:05:34.906	56.503	18.591	21.624	16.288	125.905	123.587
6	15:06:31.239	56.333	18.607	21.409	16.317	127.098	124.735
7	15:07:27.395	56.156	18.465	21.631	16.060	128.805	126.380
8	15:08:23.874	56.479	18.529	21.323	16.627	126.142	126.380
9	15:09:20.137	56.263	18.450	21.942	15.871	125.201	125.905
10	15:10:16.021	55.884	18.419	21.484	15.981	127.581	124.504

(144) Aran SADLER							
1	15:01:46.509					23.877	17.591
2	15:02:45.981	59.472	19.590	22.933	16.949	126.380	121.352
3	15:03:44.908	58.927	19.572	22.725	16.630	127.339	123.133
4	15:04:43.190	58.282	18.899	22.468	16.915	125.201	122.459
5	15:05:41.571	58.381	19.071	22.902	16.408	127.098	122.014
6	15:06:39.825	58.254			16.279	126.142	122.014
7	15:07:37.416	57.591			16.161	126.618	123.815
8	15:08:34.997	57.581	18.886	22.524	16.171	126.618	123.133
9	15:09:33.634	58.637	19.308	23.041	16.288	127.339	120.697

(122) David SUDDER							
1	15:01:48.183					23.934	17.823
2	15:02:47.957	59.774	19.248	23.572	16.954	118.147	118.356
3	15:03:46.517	58.560	19.119	22.591	16.850	117.940	119.409
4	15:04:44.367	57.850	18.899	21.949	17.002	121.572	116.709
5	15:05:43.129	58.762	19.230	22.677	16.855	120.265	118.985
6	15:06:41.103	57.974			16.554	118.985	122.236
7	15:07:39.615	58.512		22.132	16.680	122.014	121.133
8	15:08:37.269	57.654	18.857	21.959	16.838	122.908	117.940
9	15:09:34.991	57.722	19.107	22.293	16.322	124.044	117.940

(82) Geraint JONES							
1	15:01:46.851					23.604	17.431
2	15:02:47.009	1:00.158	19.786	23.806	16.566	123.587	120.695
3	15:03:45.193	58.184	19.335	22.468	16.381	123.360	120.267
4	15:04:43.736	58.543	19.460	22.285	16.798	124.273	119.409
5	15:05:42.333	58.597	19.552	22.792	16.253	123.815	120.480
6	15:06:40.816	58.483	19.391	22.458	16.634	121.352	116.912
7	15:07:39.912	59.096	19.743	22.054	17.299	123.815	122.908
8	15:08:38.679	58.767	19.332	22.583	16.852	123.587	119.196
9	15:09:37.970	59.291	19.859	22.759	16.673	126.142	121.792

(6) Calum MacLEAN							
1	15:01:48.900					23.655	18.129
2	15:02:49.201	1:00.301			17.044	116.506	117.116
3	15:03:48.948	59.747			17.247	118.985	119.196
4	15:04:48.970	1:00.022			17.327	118.565	117.733
5	15:05:47.886	58.916			17.110	120.697	117.733
6	15:06:47.272	59.386			17.179	118.775	117.940
7	15:07:47.141	59.869			17.316	117.940	116.912
8	15:08:47.672	1:00.531			17.528	117.940	119.409</

KMSC National Motorcycle Racing

Scottish Championship Superbikes & KMSC Clubman

Knockhill 1.267 miles

Race 5 - 1st Race

03/09/2016 14:30

Race (10 Laps) started at 15:00:37

Lap	Time of Day	Lap Tm	S1	S2	S3	S3Spd	SFSpd
3	15:03:49.518	59.988	19.932	22.990	17.066	122.236	117.733
4	15:04:49.766	1:00.248	19.931	23.239	17.078	118.985	118.985
5	15:05:50.528	1:00.762	20.199	23.329	17.234	120.697	116.304
6	15:06:50.496	59.968	19.995	23.083	16.890	118.775	113.357
7	15:07:49.981	59.485	19.612	23.467	16.406	124.044	119.196
8	15:08:49.762	59.781	19.849	22.829	17.103	119.621	118.565
9	15:09:49.272	59.510	19.711	22.784	17.015	119.409	118.356

(36) Craig MARTIN

1	15:01:52.445			25.074	18.624	113.935	106.351
2	15:02:54.473	1:02.028	20.739	23.423	17.866	112.976	107.890
3	15:03:56.576	1:02.103	20.193	24.387	17.523	114.323	107.890
4	15:04:58.048	1:01.472			17.625	114.323	107.717
5	15:05:58.973	1:00.925		23.052	17.869	114.323	108.413
6	15:07:00.078	1:01.105	20.024	23.138	17.943	116.912	110.374
7	15:07:59.527	59.449	19.509	22.593	17.347	114.323	111.105
8	15:09:00.125	1:00.598			17.812	115.107	108.238
9	15:10:00.595	1:00.470		23.136	17.421	113.742	108.238

(14) James ROTHERY

1	15:01:50.769			24.568	18.511	113.935	113.935
2	15:02:53.704	1:02.935	20.671	24.327	17.937	113.549	114.910
3	15:03:57.282	1:03.578	20.770	24.577	18.231	110.556	115.107
4	15:05:00.939	1:03.657	21.303	24.326	18.028	113.549	112.976
5	15:06:07.966	1:07.027	22.366	25.602	19.059	111.846	105.515
6	15:07:13.512	1:05.546	21.993	24.831	18.722	113.357	111.474
7	15:08:19.441	1:05.929	21.592	25.241	19.096	108.064	113.166
8	15:09:24.186	1:04.745	21.926	24.744	18.075	112.976	112.408
9	15:10:28.398	1:04.212	21.692	24.420	18.100	113.166	115.504

(7) James LAING

1	15:01:41.866			22.050	16.348	127.339	121.133
2	15:02:37.696	55.830	19.217	21.163	15.450	130.053	125.670
3	15:03:32.246	54.550	18.303	20.876	15.371	131.326	123.587
4	15:04:28.636	56.390	18.971	21.648	15.771	126.618	124.735
5	15:05:23.157	54.521			15.418	130.306	128.068
6	15:06:17.413	54.256			15.483	127.824	125.670
7	15:07:12.514	55.101			16.121	128.559	125.670

(105) James VEVERS

1	15:01:44.475			22.945	17.244	125.435	122.683
2	15:02:42.696	58.221	19.380	22.239	16.602	131.584	122.236
3	15:03:40.727	58.031	19.223	22.134	16.674	130.053	121.352
4	15:04:49.001	1:08.274	19.481	23.793	25.000	94.919	34.013

(71) Gavin JONES

1	15:01:41.819			22.544	16.767	128.805	120.697
2	15:02:39.210	57.391			16.203	129.053	121.792
3	15:03:38.302	59.092	18.624	21.778	18.690	131.326	50.118

(23) Alex MacLEOD

1	15:01:53.656			25.966	19.247	108.941	112.597
2	15:02:59.212	1:05.556	21.640	25.623	18.293	110.374	116.103
3	15:04:13.399	1:14.187			24.599	94.785	38.880

Clerk of the Course :

Sig : Time :

Chief Timekeeper : Ian Sharp (SMART Timing)

Results available at www.mylaps.com and www.smart-timing.co.uk

Printed: 05/09/2016 17:12:52

Orbits



KMSC National Motorcycle Racing

Lapchart

Scottish Championship Superbikes & KMSC Clubman

Knockhill 1.267 miles

Race 5 - 1st Race

03/09/2016 14:30

Race (10 Laps) started at 15:00:37

Competitors	Laps									
	1	2	3	4	5	6	7	8	9	10
Adrian CLARK (3)	1	3	3	3	3	3	3	3	3	3
Bruce BIRNIE (79)	2	79	79	79	79	79	79	17	17	17
Torquil PATERSON (31)	3	31	55	55	55	55	17	79	55	55
Donald MacFADYEN (55)	4	55	112	112	112	112	17	55	55	79
William MONIE (112)	5	112	31	31	155	17	112	112	112	79
John DEAN (34)	6	34	34	155	31	155	119	119	119	119
Greg GILFILLAN (94)	7	94	155	34	119	119	155	155	34	34
Scott SHAND (155)	8	155	119	119	17	31	34	34	155	94
Kristopher DUNCAN (119)	9	119	94	17	34	34	94	94	94	155
Angus MEARNS (77)	10	77	17	94	94	94	31	31	31	155
Matthew PAULO (17)	11	17	77	77	77	77	69	69	69	69
Graeme BODEL (33)	12	33	69	69	69	69	77	77	77	77
Rodney SCOTT (69)	13	69	33	33	2	2	2	2	2	2
Adam LYON (2)	14	2	2	2	63	63	63	63	63	63
Kenny PATERSON (63)	15	63	63	63	7	7	7	7	33	22
Gavin JONES (71)	16	71	7	7	33	33	33	33	22	33
James LAING (7)	17	7	71	44	44	44	22	22	44	44
Steven WATSON (22)	18	22	44	22	22	22	44	44	4	4
David PRENTICE (44)	19	44	22	71	4	4	4	4	144	144
James VEVERS (105)	20	105	105	105	144	144	144	144	122	122
Daniel MacLEAN (4)	21	4	4	4	82	82	82	122	82	82
Aran SADLER (144)	22	144	144	144	122	122	122	82	6	6
Geraint JONES (82)	23	82	82	82	6	6	6	6	26	26
David SUDDER (122)	24	122	122	122	105	26	26	26	36	36
Steven MacINTYRE (26)	25	26	6	6	26	36	36	36	14	14
Calum MacLEAN (6)	26	6	26	26	36	14	14	14		
James ROTHERY (14)	27	14	14	36	14					
Craig MARTIN (36)	28	36	36	14						
Alex MacLEOD (23)	29	23	23	23						
-	30									
-	31									

Clerk of the Course :

Sig :

Time :

Chief Timekeeper : Ian Sharp (SMART Timing)

Results available at www.mylaps.com and www.smart-timing.co.uk

Printed: 05/09/2016 17:13:11

Orbits



KMSC National Motorcycle Racing

KMSC Superbikes & KMSC Clubman

Knockhill 1.267 miles

Race 12 - 1st Race

03/09/2016 16:15

Race (12 Laps) started at 17:22:25

POLE POSITION

1	1 3 Adrian CLARK	2 17 Matthew PAULO	3 55 Donald MacFADYEN
2	4 112 William MONIE	5 79 Bruce BIRNIE	6 119 Kristopher DUNCAN
3	7 34 John DEAN	8 94 Greg GILFILLAN	9 31 Torquil PATERSON
4	10 155 Scott SHAND	11 69 Rodney SCOTT	12 77 Angus MEARNES
5	13 2 Adam LYON	14 63 Kenny PATERSON	15 22 Steven WATSON
6	16 44 David PRENTICE	17 33 Graeme BODEL	18 4 Daniel MacLEAN
7	19 144 Aran SADLER	20 122 David SUDDER	21 82 Geraint JONES
8	22 6 Calum MacLEAN	23 26 Steven MacINTYRE	24 36 Craig MARTIN
9	25 14 James ROTHERY	26 7 James LAING	27 67 Des BURNS
10	28 105 James VEVERS	29 71 Gavin JONES	30 23 Alex MacLEOD

Clerk of the Course :

Sig : Time :

Chief Timekeeper : Ian Sharp (SMART Timing)

Results available at www.mylaps.com and www.smart-timing.co.uk

Printed: 05/09/2016 17:13:31


Orbits





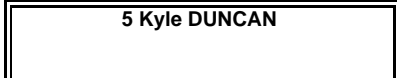
KMSC National Motorcycle Racing

KMSC Superbikes & KMSC Clubman	Knockhill 1.267 miles
Race 12 - 1st Race	03/09/2016 16:15
Race (12 Laps) started at 17:22:25	



11

31



Clerk of the Course :

Sig : Time :

Chief Timekeeper : Ian Sharp (SMART Timing)

Results available at www.mylaps.com and www.smart-timing.co.uk



Race Results

KMSC National Motorcycle Racing

Sorted on Laps

KMSC 125's

Knockhill 1.267 miles

Race 6 - 1st Race

03/09/2016 14:45

Race (10 Laps) started at 15:17:54

Pos	No.	Name	Make/Model	CC	Class	Laps	Total Tm	Diff	Best Tm	In Lap	Avg. Speed
1	9	Rishon HICKEY	Aprilia	RS125	F125	10	11:09.055		1:05.959	7	68.172
2	27	James McLAREN	Aprilia	RS125	F125	10	11:17.869	8.814	1:06.960	8	67.286
3	20	Jack HART	Aprilia	RS125	F125	10	12:19.379	1:10.324	1:11.740	3	61.688
4	44	Murray PATTISON	Aprilia	RS125	F125	9	11:22.316	1 Lap	1:12.793	9	60.162
5	21	Marc GIBSON	Aprilia	RS125	F125	9	11:28.474	1 Lap	1:15.058	7	59.624
6	23	Keirin KELLAS	Aprilia	RS125	F125	9	11:29.092	1 Lap	1:14.900	7	59.571
7	47	Joel BAVIDGE	Aprilia	RS125	F125	9	11:29.302	1 Lap	1:15.000	8	59.553
8	16	Mia KELLAS	Aprilia	RS125	F125	8	11:35.371	2 Laps	1:24.850	7	52.474
Not classified											
DNF	8	Cameron McPHERSON	Aprilia	RS125	F125	2	2:32.664	DNF	1:13.296	2	59.753

Margin of Victory	Avg. Speed	Best Lap Tm	Best Speed	Best Lap by
8.814	68.172	1:05.959	69.150	9 - Rishon HICKEY

Clerk of the Course :

Orbits

Sig :

Time :

Chief Timekeeper : Ian Sharp (SMART Timing)

Results available at www.mylaps.com and www.smart-timing.co.uk

Printed: 05/09/2016 12:41:49



Race Results

KMSC National Motorcycle Racing

KMSC 125's

Knockhill 1.267 miles

Race 6 - 1st Race

03/09/2016 14:45

Race (10 Laps) started at 15:17:54

Lap	Time of Day	Lap Tm	S1	S2	S3	S3Spd	SFSpd
(9) Rishon HICKEY							
1	15:19:04.547				19.746		79.795
2	15:20:11.658	1:07.111			19.714		79.323
3	15:21:18.155	1:06.497			19.458	84.518	79.511
4	15:22:24.572	1:06.417			19.430		79.417
5	15:23:31.486	1:06.914			19.264		79.795
6	15:24:37.638	1:06.152			19.462		79.323
7	15:25:43.597	1:05.959			19.472		79.136
8	15:26:50.745	1:07.148			19.700		79.890
9	15:27:57.147	1:06.402			19.590		78.765
10	15:29:03.363	1:06.216			19.501	85.270	78.672

(27) James McLAREN							
1	15:19:05.060				20.134	86.257	76.782
2	15:20:12.445	1:07.385			19.718	82.951	76.432
3	15:21:19.504	1:07.059			19.806	83.885	76.000
4	15:22:26.821	1:07.317			19.747	82.747	76.086
5	15:23:34.638	1:07.817			19.510	85.270	76.259
6	15:24:41.653	1:07.015			19.661		75.064
7	15:25:48.701	1:07.048			19.801	84.200	75.148
8	15:26:55.661	1:06.960			19.710	84.095	75.487
9	15:28:04.687	1:09.026			19.797	84.095	76.782
10	15:29:12.177	1:07.490			19.760	83.989	75.657

(20) Jack HART							
1	15:19:14.549			28.832	21.885	85.379	78.580
2	15:20:27.419	1:12.870	24.201	27.789	20.880	85.054	78.857
3	15:21:39.159	1:11.740			20.771	86.146	79.230
4	15:22:51.576	1:12.417			20.873	84.732	79.606
5	15:24:05.412	1:13.836	23.948	28.336	21.552	84.732	78.488
6	15:25:19.392	1:13.980	24.391	28.359	21.230	84.412	79.700
7	15:26:34.202	1:14.810	24.323	29.509	20.978	83.989	79.043
8	15:27:47.319	1:13.117	24.307	28.002	20.808	85.596	79.606
9	15:29:00.992	1:13.673	23.814	28.234	21.625	84.946	75.317
10	15:30:13.687	1:12.695			20.732	85.706	79.700

(44) Murray PATTISON							
1	15:19:19.461			30.291	21.859	78.950	74.981
2	15:20:33.517	1:14.056	24.573	28.068	21.415	81.244	75.657
3	15:21:49.011	1:15.494	24.934	28.590	21.970	79.043	77.761
4	15:23:05.349	1:16.338	26.027	28.872	21.439	83.989	77.851
5	15:24:21.344	1:15.995	25.306	29.131	21.558	82.039	75.317
6	15:25:37.103	1:15.759	25.723	28.397	21.639	78.305	76.432
7	15:26:50.513	1:13.410			20.765	82.543	76.259
8	15:28:03.831	1:13.318			21.502	81.739	75.572
9	15:29:16.624	1:12.793	23.906	28.055	20.832	80.853	76.259

(21) Marc GIBSON							
1	15:19:15.079				22.843	79.043	74.481
2	15:20:31.511	1:16.432			22.024	80.368	72.943
3	15:21:48.859	1:17.348			22.039	80.272	75.402
4	15:23:05.210	1:16.351			21.924	80.081	74.481
5	15:24:21.130	1:15.920	25.198	29.133	21.589	80.272	71.773
6	15:25:36.989	1:15.859	25.045	28.985	21.829	80.950	76.000
7	15:26:52.047	1:15.058			21.341	81.639	75.064
8	15:28:07.294	1:15.247			21.958	80.853	72.236
9	15:29:22.782	1:15.488			20.999	83.675	74.070

(23) Keirin KELLAS							
1	15:19:15.704			29.980	22.277	81.244	74.070
2	15:20:31.993	1:16.289	26.170	28.380	21.739	81.739	73.583
3	15:21:48.640	1:16.647	25.746	29.089	21.812	80.272	74.564
4	15:23:06.284	1:17.644	25.989	29.194	22.461	81.739	74.152
5	15:24:22.174	1:15.890	25.287	28.711	21.892	81.441	74.234
6	15:25:37.763	1:15.589	25.379	28.283	21.927	80.950	74.070

Lap	Time of Day	Lap Tm	S1	S2	S3	S3Spd	SFSpd
7	15:26:52.663	1:14.900					
8	15:28:07.664	1:15.001		28.460	21.488	82.442	74.981
9	15:29:23.400	1:15.736	26.131	28.347	21.258	82.747	73.664
(47) Joel BAVIDGE							
1	15:19:15.635				23.015	78.857	77.047
2	15:20:31.102	1:15.467			21.618	80.658	74.481
3	15:21:48.200	1:17.098			22.310	80.272	75.914
4	15:23:05.038	1:16.838			21.580	80.272	76.694
5	15:24:21.231	1:16.193			21.335	81.441	77.313
6	15:25:36.920	1:15.689			21.505	80.081	75.914
7	15:26:52.376	1:15.456			21.561	80.755	77.851
8	15:28:07.376	1:15.000			21.569	83.054	76.958
9	15:29:23.610	1:16.234			22.019	82.039	77.851

(16) Mia KELLAS									
1	15:19:23.466					32.746	24.505	78.305	71.164
2	15:20:53.066	1:29.600	29.594	32.879	27.127	72.549	67.649		
3	15:22:21.379	1:28.313	29.355	34.108	24.850	74.152	71.391		
4	15:23:47.554	1:26.175			24.534	78.950	71.927		
5	15:25:14.250	1:26.696		32.719	25.156	76.345	71.013		
6	15:26:39.682	1:25.432			24.593	78.580	71.013		
7	15:28:04.532	1:24.850			24.587	78.765	71.013		
8	15:29:29.679	1:25.147	28.906	32.239	24.002	78.397	72.627		

(8) Cameron McPHERSON								
1	15:19:13.676					21.366	81.146	73.826
2	15:20:26.972	1:13.296			21.812	80.272	70.938	

Clerk of the Course :

Sig : Time :

Chief Timekeeper : Ian Sharp (SMART Timing)

 Results available at www.mylaps.com and www.smart-timing.co.uk

Orbits



KMSC National Motorcycle Racing

Lapchart

KMSC 125's

Knockhill 1.267 miles

Race 6 - 1st Race

03/09/2016 14:45

Race (10 Laps) started at 15:17:54

Competitors	Laps									
	1	2	3	4	5	6	7	8	9	10
Rishon HICKEY (9)	1	9	9	9	9	9	9	9	9	9
James McLAREN (27)	2	27	27	27	27	27	27	27	27	27
Cameron McPHERSON (8)	3	8	8	20	20	20	20	20	20	20
Jack HART (20)	4	20	20	47	47	21	47	44	44	44
Marc GIBSON (21)	5	21	47	23	21	47	21	21	21	21
Joel BAVIDGE (47)	6	47	21	21	44	44	44	47	47	23
Keirin KELLAS (23)	7	23	23	44	23	23	23	23	23	47
Murray PATTISON (44)	8	44	44	16	16	16	16	16	16	16
Mia KELLAS (16)	9	16	16							

Clerk of the Course :

Sig : Time :

Chief Timekeeper : Ian Sharp (SMART Timing)

Results available at www.mylaps.com and www.smart-timing.co.uk

Printed: 05/09/2016 12:43:43

Orbits



KMSC National Motorcycle Racing

KMSC 125's

Knockhill 1.267 miles

Race 131- 2nd Race

03/09/2016 16:30

Race (10 Laps) started at 17:41:49

POLE POSITION

1	1 9 Rishon HICKEY	2 27 James McLAREN	3 20 Jack HART
2	4 44 Murray PATTISON	5 21 Marc GIBSON	6 23 Keirin KELLAS
3	7 47 Joel BAVIDGE	8 16 Mia KELLAS	9 8 Cameron McPHERSON

Clerk of the Course :

Sig : Time :

Chief Timekeeper : Ian Sharp (SMART Timing)

Results available at www.mylaps.com and www.smart-timing.co.uk

Orbits



Race Results

KMSC National Motorcycle Racing

Sorted on Laps

KMSC Sidecars

Knockhill 1.267 miles

Race 7 - 1st Race

03/09/2016 15:00

Race (10 Laps) started at 15:37:24

Pos	No.	Name	Make/Model	CC	Class	Laps	Total Tm	Diff	Best Tm	In Lap	Avg. Speed
1	8	BELL / BELSEY	LCR Suzuki	1000	SC	7	6:29.267		54.001	7	82.020
2	1	O'NEILL / GALLIGAN	LCR Suzuki	1000	SC	7	6:47.093	17.826	56.663	4	78.428
3	5	SHAND / HYDE	Shand F1 / F2	600	SC	7	6:48.311	19.044	57.265	3	78.194
4	6	BAKER / BAKER-MILLIGAN	Baker Suzuki	600	SC	7	6:51.731	22.464	57.498	6	77.545
5	111	HOSKISSON / HARDIE	Baker	750	SC	7	6:56.642	27.375	58.405	2	76.631
6	34	CHRISTIE / CHRISTIE	LCR Honda	600	SC	7	6:58.873	29.606	58.301	7	76.223
7	57	McKINLAY / LITHGOW	Sherbourne	600	SC	6	6:42.270	1 Lap	1:06.128	6	68.030
8	50	BROWNE / McKAY	Baker / Ireson	600	SC	6	6:53.672	1 Lap	1:07.434	6	66.155
9	87	SHAND / YUILL	Bellas BMW	1000	SC	5	5:55.658	2 Laps	1:07.759	3	64.122
10	66	STROUD / STEWART	Irisom F2	600	SC	5	6:09.713	2 Laps	1:11.576	2	61.684
Not classified (from pos 11)											
	55	SOUTER / ZAKARAUSKAS	LCR F2	750	SC	6	6:46.772	1 Lap	1:06.157	5	67.277
DNF	964	ANDERSON / MAYHEW	Molynux DMR	600	SC	2	2:06.705	DNF	1:01.328	2	71.995
DNF	7	LEWIS / FAIRHURST	Hogg BMW	600	SC	1	1:08.155	DNF		0	66.922

Announcements

RED FLAG after Leader completed 8 Laps - Result declared at 7 Laps.
Bike No.55 - Not classified - Not running at the time of the Red Flag.

Margin of Victory	Avg. Speed	Best Lap Tm	Best Speed	Best Lap by
17.826	82.020	54.001	84.463	8 - BELL / BELSEY

Clerk of the Course :

Sig : Time :
Chief Timekeeper : Ian Sharp (SMART Timing)

Results available at www.mylaps.com and www.smart-timing.co.uk

Printed: 05/09/2016 13:03:47

Orbits



KMSC National Motorcycle Racing

KMSC Sidecars

Knockhill 1.267 miles

Race 7 - 1st Race

03/09/2016 15:00

Race (10 Laps) started at 15:37:24

Lap	Time of Day	Lap Tm	S1	S2	S3	S3Spd	SFSpd
(8) BELL / BELSEY							
1	15:38:25.201			22.177	16.367	121.133	113.549
2	15:39:20.587	55.386	18.066	21.061	16.259	122.908	113.549
3	15:40:15.064	54.477	17.965	20.719	15.793	122.683	112.408
4	15:41:09.523	54.459	18.085	20.627	15.747	123.360	112.220
5	15:42:04.198	54.675	18.568	20.587	15.520	123.133	112.786
6	15:42:59.767	55.569	18.296	21.058	16.215	122.908	111.660
7	15:43:53.768	54.001	17.698	20.621	15.682	122.683	112.408

Lap	Time of Day	Lap Tm	S1	S2	S3	S3Spd	SFSpd
(1) O'NEILL / GALLIGAN							
1	15:38:26.586			22.577	16.687	117.733	105.848
2	15:39:23.882	57.296			16.427	116.103	103.242
3	15:40:20.762	56.880	18.692	21.817	16.371	111.474	101.987
4	15:41:17.425	56.663			16.379	112.033	102.998
5	15:42:14.298	56.873			16.598	112.220	102.926
6	15:43:11.369	57.071			16.912	113.166	107.030
7	15:44:11.594	1:00.225			20.484	114.910	99.714

Lap	Time of Day	Lap Tm	S1	S2	S3	S3Spd	SFSpd
(5) SHAND / HYDE							
1	15:38:26.136			22.533	17.198	106.183	99.125
2	15:39:24.255	58.119	19.019	22.266	16.834	108.764	100.011
3	15:40:21.520	57.265	18.989	21.853	16.423	109.832	100.310
4	15:41:19.486	57.966	19.238	22.006	16.722	110.012	99.125
5	15:42:17.370	57.884	18.907	21.905	17.072	108.588	98.833
6	15:43:14.804	57.434	18.937	21.821	16.676	108.764	99.714
7	15:44:12.812	58.008	18.821	22.538	16.649	107.890	100.611

Lap	Time of Day	Lap Tm	S1	S2	S3	S3Spd	SFSpd
(6) BAKER / BAKER-MILLIGAN							
1	15:38:27.932			23.249	17.011	110.922	101.524
2	15:39:26.230	58.298			16.877	111.105	100.161
3	15:40:24.244	58.014			16.906	112.220	100.611
4	15:41:23.080	58.836			16.840	109.653	101.218
5	15:42:21.201	58.121			16.885	110.374	101.371
6	15:43:18.699	57.498	19.168	21.641	16.689	110.374	101.832
7	15:44:16.232	57.533			16.822	111.846	101.524

Lap	Time of Day	Lap Tm	S1	S2	S3	S3Spd	SFSpd
(111) HOSKISSON / HARDIE							
1	15:38:26.690				17.212	113.357	102.454
2	15:39:25.095	58.405			16.949	113.549	100.460
3	15:40:23.870	58.775			17.096	111.290	101.371
4	15:41:23.719	59.849			17.318	109.832	100.460
5	15:42:22.715	58.996			17.239	112.033	100.914
6	15:43:22.238	59.523			16.897	112.033	101.678
7	15:44:21.143	58.905	19.503	22.261	17.141	111.846	101.371

Lap	Time of Day	Lap Tm	S1	S2	S3	S3Spd	SFSpd
(34) CHRISTIE / CHRISTIE							
1	15:38:28.717				17.467	108.588	99.566
2	15:39:28.418	59.701			17.318	110.556	98.979
3	15:40:27.469	59.051			16.953	110.193	100.161
4	15:41:26.085	58.616			16.807	110.556	100.460
5	15:42:24.446	58.361			16.662	110.012	100.611
6	15:43:25.073	1:00.627			16.797	109.653	100.161
7	15:44:23.374	58.301			16.698	110.012	101.066

Lap	Time of Day	Lap Tm	S1	S2	S3	S3Spd	SFSpd
(57) McKINLAY / LITHGOW							
1	15:38:33.394			25.083	18.524	99.272	92.308
2	15:39:39.970	1:06.576	22.281	25.822	18.473	97.967	92.818
3	15:40:47.237	1:07.267	21.994	25.988	19.285	92.308	90.198
4	15:41:54.084	1:06.847	22.052	25.821	18.974	98.254	92.435
5	15:43:00.643	1:06.559	21.676	25.717	19.166	102.142	92.818
6	15:44:06.771	1:06.128	21.731	25.632	18.765	98.254	90.320

Lap	Time of Day	Lap Tm	S1	S2	S3	S3Spd	SFSpd
(50) BROWNE / McKAY							
1	15:38:38.449			27.023	19.382	99.419	96.143
2	15:39:46.369	1:07.920	22.803	26.223	18.894	104.692	95.459

Lap	Time of Day	Lap Tm	S1	S2	S3	S3Spd	SFSpd
3	15:40:54.121	1:07.752	22.357	26.292	19.103	102.454	95.459
4	15:42:02.600	1:08.479	23.654	25.867	18.958	104.043	96.976
5	15:43:10.739	1:08.139	22.723	26.408	19.008	101.832	96.419
6	15:44:18.173	1:07.434	22.312	26.021	19.101	103.882	95.595

Lap	Time of Day	Lap Tm	S1	S2	S3	S3Spd	SFSpd
(87) SHAND / YUILL							
1	15:38:39.619			27.721	19.820	82.240	82.139
2	15:39:48.885	1:09.266	23.575	25.802	19.889	90.198	80.658
3	15:40:56.644	1:07.759	22.413	25.383	19.963	90.686	80.176
4	15:42:05.026	1:08.382	22.917	25.841	19.624	90.809	82.139
5	15:43:20.159	1:15.133	22.469	25.737	26.927	89.120	26.886

Lap	Time of Day	Lap Tm	S1	S2	S3	S3Spd	SFSpd
(66) STROUD / STEWART							
1	15:38:41.610			27.750	19.793	92.435	87.837
2	15:39:53.186	1:11.576	25.067	26.125	20.384	97.117	83.571
3	15:41:06.114	1:12.928	23.760	27.924	21.244	63.309	87.494
4	15:42:19.663	1:13.549	24.831	26.425	22.293	89.716	73.262
5	15:43:34.214	1:14.551	24.488	28.207	21.856	81.146	76.782

Lap	Time of Day	Lap Tm	S1	S2	S3	S3Spd	SFSpd
(55) SOUTER / ZAKARASKAS							
1	15:38:35.134			25.635	19.181	101.066	97.540
2	15:39:42.069	1:06.935	22.290	25.562	19.083	103.084	96.976
3	15:40:49.075	1:07.006	22.099	25.538	19.369	101.524	98.398
4	15:41:56.584	1:07.509	22.413	26.002	19.094	107.201	97.540
5	15:43:02.741	1:06.157	22.262	25.199	18.696	109.653	100.611
6	15:44:11.273	1:08.532	21.684	25.342	21.506	109.296	93.076

Lap	Time of Day	Lap Tm	S1	S2	S3	S3Spd	SFSpd
(964) ANDERSON / MAYHEW							
1	15:38:29.878			23.490	17.616	106.015	95.595
2	15:39:31.206	1:01.328	20.216	23.233	17.879	105.184	94.651

Lap	Time of Day	Lap Tm	S1	S2	S3	S3Spd	SFSpd
(7) LEWIS / FAIRHURST							
1	15:38:32.656			24.482	18.986	97.540	61.062

Clerk of the Course :

Sig : Time :

Chief Timekeeper : Ian Sharp (SMART Timing)

Results available at www.mylaps.com and www.smart-timing.co.uk

Printed: 05/09/2016 13:04:18

Orbits



Race Results

KMSC National Motorcycle Racing

Lapchart

KMSC Sidecars

Knockhill 1.267 miles

Race 7 - 1st Race

03/09/2016 15:00

Race (10 Laps) started at 15:37:24

Competitors	Laps						
	1	2	3	4	5	6	7
BELL / BELSEY (8)	1	8	8	8	8	8	8
SHAND / HYDE (5)	2	5	1	1	1	1	1
O'NEILL / GALLIGAN (1)	3	1	5	5	5	5	5
HOSKISSON / HARDIE (111)	4	111	111	111	6	6	6
BAKER / BAKER-MILLIGAN (6)	5	6	6	6	111	111	111
CHRISTIE / CHRISTIE (34)	6	34	34	34	34	34	34
ANDERSON / MAYHEW (964)	7	964	964	57	57	57	57
LEWIS / FAIRHURST (7)	8	7	57	55	55	55	55
McKINLAY / LITHGOW (57)	9	57	55	50	50	50	50
SOUTER / ZAKARAUSKAS (55)	10	55	50	87	87	87	
BROWNE / McKAY (50)	11	50	87	66	66	66	
SHAND / YUILL (87)	12	87	66				
STROUD / STEWART (66)	13	66					

Clerk of the Course :

Sig : Time :

Chief Timekeeper : Ian Sharp (SMART Timing)

 Results available at www.mylaps.com and www.smart-timing.co.uk

Printed: 05/09/2016 13:04:53

Orbits



KMSC National Motorcycle Racing

KMSC Sidecars

Knockhill 1.267 miles

Race 14 - 2nd Race

03/09/2016 16:45

Race (10 Laps) started at 18:00:43

POLE POSITION

1	1 8 BELL / BELSEY
2	3 5 SHAND / HYDE
3	5 111 HOSKISSON / HARDIE
4	7 57 McKINLAY / LITHGOW
5	9 87 SHAND / YUILL
6	11 55 SOUTER / ZAKARAUSKAS
7	13 7 LEWIS / FAIRHURST

2	1 O'NEILL / GALLIGAN
4	6 BAKER / BAKER-MILLIGAN
6	34 CHRISTIE / CHRISTIE
8	50 BROWNE / McKAY
10	66 STROUD / STEWART
12	964 ANDERSON / MAYHEW

Clerk of the Course :

Sig : Time :

Chief Timekeeper : Ian Sharp (SMART Timing)

Results available at www.mylaps.com and www.smart-timing.co.uk

Orbits



Race Results

KMSC National Motorcycle Racing

Sorted on Laps

KMSC Lightweights

Knockhill 1.267 miles

Race 8 - 1st Race

03/09/2016 15:15

Race (12 Laps) started at 16:06:10

Pos	No.	Name	Make/Model	CC	Class	Laps	Total Tm	Diff	Best Tm	In Lap	Avg. Speed
1	49	Paul McCLUNG	Kawasaki	ER6	SL	12	10:54.647		53.661	6	83.607
2	119	Kristopher DUNCAN	Kawasaki	ER6	SL	12	11:12.269	17.622	55.215	8	81.415
3	15	Keith DICKIE	Kawasaki	ER6	SL	12	11:30.483	35.836	57.008	10	79.268
4	155	Scott CAMPBELL	Kawasaki	ER6 650	SL	12	11:30.723	36.076	56.525	11	79.240
5	11	Lewis PATERSON	Suzuki	SV650	SL	12	11:39.569	44.922	57.108	12	78.238
6	4	Alan GIBSON	Suzuki	SV650	SL	12	11:41.615	46.968	57.339	10	78.010
7	21	Grant REID	Kawasaki	ER6	SL	12	11:46.300	51.653	57.608	5	77.493
8	134	Kenneth THIRLWALL	Kawasaki	ER6	SL	11	10:55.296	1 Lap	58.510	6	76.564
9	39	Stuart HAMILTON	Kawasaki	ER650	SL	11	10:56.243	1 Lap	58.244	10	76.453
10	66	Kevin WATRET	Kawasaki	ER6	SL	11	10:56.884	1 Lap	58.586	11	76.379
11	14	Scott GORDON	Kawasaki	ER6	SL	11	11:11.978	1 Lap	1:00.220	2	74.663
12	79	Ashley ROBSON	Kawasaki	ZXR400	SL	11	11:12.966	1 Lap	59.235	8	74.554
13	16	Gerry KEIRNAN	Suzuki	SV650	SL	11	11:13.253	1 Lap	59.907	6	74.522
14	800	Gordon CLARK	Kawasaki	ZXR400	SL	11	11:13.311	1 Lap	59.835	7	74.515
15	900	Dean CRAWFORD	Suzuki	SV650	SL	11	11:28.249	1 Lap	1:00.690	8	72.898
16	13	Andrew BARTON	Kawasaki	ER6	SL	11	11:28.771	1 Lap	1:00.483	7	72.843
17	25	Jim PURVIS	Yamaha	FZR400	SL	11	11:31.559	1 Lap	1:01.382	8	72.549
18	29	Eric UTTERSON	Suzuki	SV650	SL	11	11:49.768	1 Lap	1:03.160	9	70.688

Not classified

DNF	68	Scott ROBERTSON	Suzuki	SV650	SL	5	5:06.237	DNF	58.520	4	74.470
DNF	125	Sam HENDERSON	Kawasaki	ER6 650	SL	1	1:16.694	DNF		0	59.471
DNF	74	Christine WATSON	Suzuki	SV650	SL			DNF		0	-
DNS	2	Robert WOODWARD	Suzuki	SV650	SL			DNS		0	-
DNS	5	Gillian McGAW	Kawasaki	650	SL			DNS		0	-
DNS	55	Tom ROBINSON	Aprilia	RRV 450	SL			DNS		0	-

Announcements

New Track Record (53.661) for KMSC Scottish Lightweights by Paul McCLUNG.

Margin of Victory	Avg. Speed	Best Lap Tm	Best Speed	Best Lap by
17.622	83.607	53.661	84.998	49 - Paul McCLUNG

Clerk of the Course :

Sig : Time :

Chief Timekeeper : Ian Sharp (SMART Timing)

 Results available at www.mylaps.com and www.smart-timing.co.uk

Printed: 05/09/2016 13:11:38

Orbits



KMSC National Motorcycle Racing

KMSC Lightweights

Race 8 - 1st Race

Race (12 Laps) started at 16:06:10

Knockhill 1.267 miles

03/09/2016 15:15

Lap	Time of Day	Lap Tm	S1	S2	S3	S3Spd	SFSpd
(49) Paul McCLUNG							
1	16:07:07.267			20.975	15.876	116.304	110.012
2	16:08:01.431	54.164	17.858	20.676	15.630	116.709	110.556
3	16:08:55.753	54.322	17.892	20.761	15.669	116.912	110.012
4	16:09:49.587	53.834	17.678	20.449	15.707	117.116	110.012
5	16:10:43.439	53.852	17.724	20.395	15.733	117.526	110.193
6	16:11:37.100	53.661	17.698	20.192	15.771	118.985	110.556
7	16:12:30.948	53.848	17.658	20.316	15.874	119.835	110.556
8	16:13:24.940	53.992	17.847	20.431	15.714	119.196	110.739
9	16:14:20.222	55.282	17.910	21.603	15.769	118.356	110.739
10	16:15:15.206	54.984	18.273	20.783	15.928	117.116	109.832
11	16:16:09.627	54.421	18.046	20.617	15.758	118.565	110.193
12	16:17:04.953	55.326	18.078	21.228	16.020	119.409	109.296

Lap	Time of Day	Lap Tm	S1	S2	S3	S3Spd	SFSpd
(119) Kristopher DUNCAN							
1	16:07:08.201			21.369	15.969	115.504	107.201
2	16:08:04.461	56.260	18.491	21.193	16.576	115.107	107.201
3	16:09:00.049	55.588	18.328	21.369	15.891	115.504	107.030
4	16:09:56.127	56.078	18.324	21.300	16.454	114.518	106.859
5	16:10:51.813	55.686	18.329	21.257	16.100	114.518	106.859
6	16:11:47.060	55.247	18.267	21.130	15.850	115.305	106.520
7	16:12:42.366	55.306	18.266	21.099	15.941	115.504	107.201
8	16:13:37.581	55.215	18.260	21.067	15.888	115.504	106.351
9	16:14:34.098	56.517	18.265	21.655	16.597	115.504	107.201
10	16:15:30.000	55.902	18.771	21.130	16.001	115.305	105.681
11	16:16:26.017	56.017	18.350	21.148	16.519	115.703	104.692
12	16:17:22.575	56.558	18.551	21.285	16.722	114.910	106.015

Lap	Time of Day	Lap Tm	S1	S2	S3	S3Spd	SFSpd
(15) Keith DICKIE							
1	16:07:10.518			21.665	16.800	113.742	106.689
2	16:08:07.847	57.329			16.885	112.976	105.349
3	16:09:05.196	57.349			16.813	111.474	105.020
4	16:10:02.356	57.160			16.666	111.474	105.848
5	16:11:00.115	57.759			16.748	110.922	105.681
6	16:11:57.251	57.136			16.639	112.597	105.515
7	16:12:54.784	57.533			16.811	112.033	105.515
8	16:13:52.285	57.501			16.607	112.786	106.015
9	16:14:49.503	57.218	18.650	21.631	16.937	112.597	107.030
10	16:15:46.511	57.008	18.743	21.720	16.545	113.549	105.349
11	16:16:43.625	57.114	18.902	21.665	16.547	114.129	106.520
12	16:17:40.789	57.164	18.625	21.863	16.676	111.105	105.848

Lap	Time of Day	Lap Tm	S1	S2	S3	S3Spd	SFSpd
(155) Scott CAMPBELL							
1	16:07:12.343			22.887	16.514	113.166	106.689
2	16:08:09.818	57.475			16.304	112.408	105.349
3	16:09:07.182	57.364	18.659	21.961	16.744	113.357	105.848
4	16:10:04.141	56.959			16.433	113.166	105.515
5	16:11:01.100	56.959			16.228	113.166	105.681
6	16:11:57.797	56.697			16.153	113.742	105.848
7	16:12:54.803	57.006			16.312	115.305	106.015
8	16:13:51.853	57.050			16.274	113.166	105.184
9	16:14:49.209	57.356	18.835	21.849	16.672	113.166	105.681
10	16:15:46.623	57.414	18.726	21.918	16.770	112.786	107.372
11	16:16:43.148	56.525	18.572	21.794	16.159	113.549	104.692
12	16:17:41.029	57.881			16.830	114.714	105.681

Lap	Time of Day	Lap Tm	S1	S2	S3	S3Spd	SFSpd
(11) Lewis PATERSON							
1	16:07:12.126			22.806	16.799	109.296	102.454
2	16:08:11.019	58.893	19.538	22.669	16.686	109.832	101.987
3	16:09:09.465	58.446			16.676	109.653	102.298
4	16:10:07.663	58.198			16.672	109.118	101.371
5	16:11:05.978	58.315			16.717	108.588	102.298
6	16:12:04.246	58.268			16.563	110.193	102.142
7	16:13:01.963	57.717			16.400	109.653	102.298
8	16:13:59.923	57.960			16.464	109.832	101.524

Lap	Time of Day	Lap Tm	S1	S2	S3	S3Spd	SFSpd
9	16:14:57.277	57.354			16.312	109.474	101.987
10	16:15:54.697	57.420			16.495	108.941	100.762
11	16:16:52.767	58.070			16.352	108.764	102.298
12	16:17:49.875	57.108			16.274	109.653	102.454
(4) Alan GIBSON							
1	16:07:12.961			23.137	17.136	107.717	105.349
2	16:08:11.801	58.840	19.578	22.500	16.762	108.764	105.349
3	16:09:10.412	58.611	19.505	22.351	16.755	108.588	105.515
4	16:10:08.735	58.323	19.339	22.252	16.732	109.296	105.515
5	16:11:06.206	57.471	19.230	21.857	16.384	109.832	106.015
6	16:12:04.462	58.256	19.200	22.262	16.794	108.064	104.529
7	16:13:02.221	57.759	19.150	22.243	16.366	110.012	105.515
8	16:14:00.146	57.925	19.130	22.113	16.682	108.588	106.015
9	16:14:57.712	57.566	19.141	21.838	16.587	110.739	105.349
10	16:15:55.051	57.339	19.093	21.799	16.447	110.193	106.015
11	16:16:53.820	58.769	19.161	22.442	17.166	109.832	106.859
12	16:17:51.921	58.101	18.979	22.549	16.573	108.764	103.084

Lap	Time of Day	Lap Tm	S1	S2	S3	S3Spd	SFSpd
(21) Grant REID							
1	16:07:13.984			23.233	16.911	111.474	103.721
2	16:08:12.587	58.603			16.734	111.290	102.611
3	16:09:10.790	58.203	19.362	22.205	16.636	111.846	103.084
4	16:10:08.955	58.165	19.187	22.163	16.815	111.846	102.142
5	16:11:06.563	57.608	19.257	21.902	16.449	112.786	103.561
6	16:12:04.773	58.210	19.052	22.591	16.567	111.290	103.561
7	16:13:02.736	57.963	19.149	22.146	16.668	113.935	103.084
8	16:14:00.626	57.890	19.012	22.254	16.624	111.290	102.768
9	16:14:59.653	59.027			16.790	108.941	100.762
10	16:15:58.263	58.610		22.392	17.030	110.374	101.678
11	16:16:56.836	58.573			16.558	110.193	102.611
12	16:17:56.606	59.770			16.945	110.374	101.524

Lap	Time of Day	Lap Tm	S1	S2	S3	S3Spd	SFSpd
(134) Kenneth THIRLWALL							
1	16:07:14.701			23.533	17.493	111.660	103.561
2	16:08:15.472	1:00.771	19.909	22.685	18.177	111.474	103.721
3	16:09:15.563	1:00.091	19.864	22.842	17.385	111.105	103.084
4	16:10:14.366	58.803	19.647	22.318	16.838	111.474	103.882
5	16:11:13.873	59.507	19.876	22.346	17.285	112.597	101.218
6	16:12:12.383	58.510	19.484	22.259	16.767	110.556	103.561
7	16:13:10.988	58.605	19.364	22.490	16.751	111.474	102.611
8	16:14:09.634	58.646	19.521	22.275	16.850	110.193	103.084
9	16:15:08.276	58.642	19.362	22.280	17.000	110.012	102.926
10	16:16:07.064	58.788	19.583	22.406	16.799	110.012	103.242
11	16:17:05.602	58.538	19.353	22.113	17.072	110.374	104.529

Lap	Time of Day	Lap Tm	S1	S2	S3	S3Spd	SFSpd
(39) Stuart HAMILTON							
1	16:07:14.840			23.501	17.171	111.105	103.402
2	16:08:15.613	1:00.773	20.019	22.941	17.813	111.660	102.611
3	16:09:16.040	1:00.427	20.009	22.720	17.698	111.660	100.762
4	16:10:14.997	58.957	19.528	22.504	16.925	111.474	103.084
5	16:11:14.211	59.214	19.729	22.461	17.024	111.660	104.043
6	16:12:13.409	59.198	19.725	22.555	16.918	112.976	103.882
7	16:13:12.305	58.896	19.526	22.486	16.884	112.408	103.402

KMSC National Motorcycle Racing

KMSC Lightweight

Race 8 - 1st Race

Race (12 Laps) started at 16:06:10

Knockhill 1.267 miles

03/09/2016 15:15

Lap	Time of Day	Lap Tm	S1	S2	S3	S3Spd	SFSpd
7	16:13:11.803	58.817	19.525	22.396	16.896	112.976	102.298
8	16:14:10.986	59.183	19.711	22.375	17.097	112.597	102.768
9	16:15:09.937	58.951	19.385	22.655	16.911	110.193	102.142
10	16:16:08.604	58.667	19.508	22.434	16.725	111.846	103.561
11	16:17:07.190	58.586	19.467	22.426	16.693	112.220	101.832

Lap	Time of Day	Lap Tm	S1	S2	S3	S3Spd	SFSpd
8	16:14:34.288	1:00.690		22.959	17.573	107.717	98.833
9	16:15:35.999	1:01.711			17.964	107.717	98.398
10	16:16:36.962	1:00.963	20.304	22.869	17.790	108.588	99.419
11	16:17:38.555	1:01.593	20.838	23.218	17.537	107.201	99.125

(14) Scott GORDON

1	16:07:16.053			23.710	17.887	105.681	95.595
2	16:08:16.273	1:00.220	19.673	23.177	17.370	105.848	97.257
3	16:09:16.723	1:00.450	19.732	23.272	17.446	104.366	95.868
4	16:10:18.013	1:01.290	20.496	23.375	17.419	105.020	96.419
5	16:11:18.505	1:00.492			17.358	105.349	97.117
6	16:12:19.040	1:00.535		23.413	17.410	103.561	96.558
7	16:13:19.764	1:00.724	19.963	23.320	17.441	104.856	96.558
8	16:14:20.231	1:00.467	19.757	23.348	17.362	104.043	96.281
9	16:15:20.784	1:00.553			17.414	103.882	96.143
10	16:16:21.671	1:00.887		23.793	17.368	104.856	96.976
11	16:17:22.284	1:00.613	20.082	23.403	17.128	103.561	96.836

(13) Andrew BARTON

1	16:07:20.505			25.346	17.786	108.588	102.298
2	16:08:23.241	1:02.736	21.336	23.765	17.635	111.290	102.142
3	16:09:25.824	1:02.583	21.084	23.433	18.066	110.922	101.678
4	16:10:27.869	1:02.045	20.874	23.427	17.744	107.890	103.242
5	16:11:30.204	1:02.335	21.426	23.419	17.490	110.739	101.987
6	16:12:30.898	1:00.694	20.245	23.019	17.430	109.118	103.084
7	16:13:31.381	1:00.483	20.161	22.862	17.460	109.653	101.524
8	16:14:33.127	1:01.746	20.262	22.870	18.614	110.012	100.011
9	16:15:35.259	1:02.132	21.073	23.324	17.735	108.764	101.218
10	16:16:36.777	1:01.518	20.331	23.128	18.059	107.717	101.218
11	16:17:39.077	1:02.300	21.207	23.375	17.718	109.653	99.419

(79) Ashley ROBSON

1	16:07:19.110			24.732	18.494	102.454	97.824
2	16:08:20.286	1:01.176	20.212	23.610	17.354	104.856	97.540
3	16:09:21.130	1:00.844	19.863	23.564	17.417	103.402	96.976
4	16:10:21.737	1:00.607	20.022	23.414	17.171	102.298	98.979
5	16:11:21.668	59.931	19.670	23.159	17.102	104.856	97.682
6	16:12:22.310	1:00.642	19.593	22.904	18.145	106.520	94.518
7	16:13:22.684	1:00.374	19.687	23.486	17.201	103.882	98.111
8	16:14:21.919	59.235	19.484	22.783	16.968	106.859	98.254
9	16:15:21.160	59.241	19.324	22.747	17.170	106.015	98.833
10	16:16:22.513	1:01.353	19.607	24.165	17.581	101.832	97.967
11	16:17:23.272	1:00.759	19.436	23.642	17.681	105.184	98.543

(25) Jim PURVIS

1	16:07:20.179			25.201	17.863	105.184	97.540
2	16:08:24.140	1:03.961	21.157	24.100	18.704	104.692	97.257
3	16:09:27.510	1:03.770	21.303	24.232	17.835	104.856	97.399
4	16:10:29.033	1:01.523	20.389	23.434	17.700	106.351	96.143
5	16:11:31.182	1:02.149	20.665	23.623	17.861	107.030	98.111
6	16:12:33.202	1:02.020	20.541	23.682	17.797	106.520	97.824
7	16:13:35.043	1:01.841	20.518	23.594	17.729	105.848	96.143
8	16:14:36.425	1:01.382	20.298	23.440	17.644	106.520	97.824
9	16:15:38.001	1:01.576	20.605	23.386	17.585	106.015	97.824
10	16:16:39.485	1:01.484	20.403	23.410	17.671	106.520	96.976
11	16:17:41.865	1:02.380	20.556	23.602	18.222	104.204	98.398

(16) Gerry KEIRNAN

1	16:07:16.529			23.729	17.681	113.357	103.242
2	16:08:16.777	1:00.248	19.880	23.196	17.172	113.166	103.721
3	16:09:16.983	1:00.206	19.799	22.990	17.417	112.597	103.084
4	16:10:17.072	1:00.089	19.864	22.975	17.250	110.739	102.926
5	16:11:17.137	1:00.065	19.629	23.063	17.373	111.846	102.926
6	16:12:17.044	59.907	19.678	22.913	17.316	111.290	102.298
7	16:13:17.957	1:00.913	19.991	23.251	17.671	112.033	98.543
8	16:14:19.310	1:01.353	20.081	23.699	17.573	110.193	102.142
9	16:15:20.354	1:01.044	20.355	23.257	17.432	110.556	102.298
10	16:16:21.861	1:01.507	19.936	23.768	17.803	107.372	100.611
11	16:17:23.559	1:01.698	19.699	23.966	18.033	108.588	100.762

(29) Eric UTTERSON

1	16:07:19.526				18.327	106.689	99.125
2	16:08:23.740	1:04.214			18.746	106.183	99.714
3	16:09:27.618	1:03.878			18.374	106.520	97.540
4	16:10:33.800	1:06.182			20.495	106.689	99.419
5	16:11:38.254	1:04.454			18.743	105.681	98.688
6	16:12:42.021	1:03.767			18.382	105.020	97.682
7	16:13:45.736	1:03.715			18.467	104.856	97.682
8	16:14:49.041	1:03.305	21.401	24.078	17.826	104.366	98.979
9	16:15:52.201	1:03.160			18.219	105.515	95.053
10	16:16:55.786	1:03.585			18.141	105.681	98.111
11	16:18:00.074	1:04.288	21.537	24.357	18.394	104.692	97.540

(800) Gordon CLARK

1	16:07:18.988			24.230	18.653	108.413	96.976
2	16:08:20.527	1:01.539	20.757	23.153	17.629	107.372	100.762
3	16:09:21.275	1:00.748			17.353	108.941	100.161
4	16:10:22.257	1:00.982		22.865	17.643	107.201	100.161
5	16:11:23.024	1:00.767			17.947	108.238	98.254
6	16:12:22.873	59.849			17.448	110.922	101.066
7	16:13:22.708	59.835			17.525	108.941	100.611
8	16:14:22.764	1:00.056			17.364	110.193	100.161
9	16:15:22.748	59.984	19.651	22.854	17.479	110.012	100.161
10	16:16:23.073	1:00.325	19.631	23.286	17.408	109.296	100.460
11	16:17:23.617	1:00.544			17.868	109.653	98.688

(68) Scott ROBERTSON

1	16:07:13.519				22.571	17.319	107.372	100.011
2	16:08:13.136	59.617			17.833	107.030	94.385	
3	16:09:12.379	59.243			17.227	104.856	96.976	
4	16:10:10.899	58.520			17.066	104.366	97.257	
5	16:11:16.543	1:05.644			21.459	101.678	47.426	

(900) Dean CRAWFORD

1	16:07:19.140			24.614	18.932	104.529	96.697
2	16:08:22.688	1:03.548	21.207	23.744	18.597	104.529	97.257
3	16:09:25.283	1:02.595			18.126	106.689	98.111
4	16:10:27.576	1:02.293		23.485	18.038	105.515	99.125
5	16:11:30.688	1:03.112	21.514	23.502	18.096	105.848	98.833
6	16:12:32.403	1:01.715	20.714	23.111	17.890	107.890	99.566
7	16:13:33.598	1:01.195			17.846	107.372	99.272

(125) Sam HENDERSON

1	16:07:27.000				26.768	23.394	74.399	47.326
---	--------------	--	--	--	---------------	---------------	---------------	---------------

Clerk of the Course :

Sig : Time :

Chief Timekeeper : Ian Sharp (SMART Timing)

Results available at www.mylaps.com and www.smart-timing.co.uk

Printed: 05/09/2016 13:12:20



KMSC National Motorcycle Racing

Lapchart

KMSC Lightweights

Knockhill 1.267 miles

Race 8 - 1st Race

03/09/2016 15:15

Race (12 Laps) started at 16:06:10

Competitors	Laps											
	1	2	3	4	5	6	7	8	9	10	11	12
Paul McCLUNG (49)	1	49	49	49	49	49	49	49	49	49	49	49
Kristopher DUNCAN (119)	2	119	119	119	119	119	119	119	119	119	119	119
Keith DICKIE (15)	3	15	15	15	15	15	15	155	155	15	155	15
Lewis PATERSON (11)	4	11	155	155	155	155	155	15	15	155	15	155
Scott CAMPBELL (155)	5	155	11	11	11	11	11	11	11	11	11	11
Alan GIBSON (4)	6	4	4	4	4	4	4	4	4	4	4	4
Scott ROBERTSON (68)	7	68	21	21	21	21	21	21	21	21	21	21
Grant REID (21)	8	21	68	68	68	66	134	134	134	134	134	134
Kenneth THIRLWALL (134)	9	134	66	66	66	134	66	66	66	39	39	39
Stuart HAMILTON (39)	10	39	134	134	134	39	39	39	39	66	66	66
Kevin WATRET (66)	11	66	39	39	39	68	16	16	16	16	14	14
Scott GORDON (14)	12	14	14	14	16	16	14	14	14	14	16	79
Gerry KEIRNAN (16)	13	16	16	16	14	14	79	79	79	79	79	16
Gordon CLARK (800)	14	800	79	79	79	79	800	800	800	800	800	800
Ashley ROBSON (79)	15	79	800	800	800	800	13	13	13	13	13	900
Dean CRAWFORD (900)	16	900	900	900	900	13	900	900	900	900	900	13
Eric UTTERSON (29)	17	29	13	13	13	900	25	25	25	25	25	25
Jim PURVIS (25)	18	25	29	25	25	25	29	29	29	29	29	29
Andrew BARTON (13)	19	13	25	29	29	29						
Sam HENDERSON (125)	20	125										
-	21											
-	22											
-	23											
-	24											

Clerk of the Course :

Sig : Time :

Chief Timekeeper : Ian Sharp (SMART Timing)

Results available at www.mylaps.com and www.smart-timing.co.uk

Printed: 05/09/2016 13:12:42

Orbits



KMSC National Motorcycle Racing

KMSC Lightweights

Knockhill 1.267 miles

Race 16 - 2nd Race

04/09/2016 10:15

Race (10 Laps) started at 9:47:44

POLE POSITION

1	1 49 Paul McCLUNG	2 119 Kristopher DUNCAN	3 15 Keith DICKIE
2	4 155 Scott CAMPBELL	5 11 Lewis PATERSON	6 4 Alan GIBSON
3	7 21 Grant REID	8 134 Kenneth THIRLWALL	9 39 Stuart HAMILTON
4	10 66 Kevin WATRET	11 14 Scott GORDON	12 79 Ashley ROBSON
5	13 16 Gerry KEIRNAN	14 800 Gordon CLARK	15 900 Dean CRAWFORD
6	16 13 Andrew BARTON	17 25 Jim PURVIS	18 29 Eric UTTERSON
7	19 68 Scott ROBERTSON	20 125 Sam HENDERSON	21 74 Christine WATSON
8	22 2 Robert WOODWARD	23 5 Gillian McGAW	24 55 Tom ROBINSON
9	25 162 Patrick POLLARD	26 34 Charles MORRISON	27 3 Iain ROBERTSON
10	28 12 Jordan GILL		

Clerk of the Course :

Sig : Time :

Chief Timekeeper : Ian Sharp (SMART Timing)

Results available at www.mylaps.com and www.smart-timing.co.uk

Orbits



Race Results

KMSC National Motorcycle Racing

Sorted on Laps

KMSC Pre-Injection 600

Knockhill 1.267 miles

Race 9 - 1st Race - Re-Start

03/09/2016 15:35

Race (7 Laps) started at 16:34:43

Pos	No.	Name	Make/Model	CC	Class	Laps	Total Tm	Diff	Best Tm	In Lap	Avg. Speed
1	91	Lewis SHAND	Yamaha	R6 600	PI6	7	6:23.925		53.952	4	83.161
2	48	David McCAFFERTY	Yamaha	R6 600	PI6	7	6:24.570	0.645	54.023	4	83.022
3	26	Alan McGREGOR	Yamaha	R6	PI6	7	6:33.359	9.434	55.164	3	81.167
4	89	Alex BASS	Yamaha	R6 600	PI6	7	6:34.829	10.904	55.470	6	80.864
5	15	Jon DICKIE	Yamaha	R6 600	PI6	7	6:35.654	11.729	55.351	7	80.696
6	60	Douglas BROWN	Yamaha	R6 600	PI6	7	6:48.083	24.158	57.293	6	78.238
7	22	William MASON	Kawasaki	ZX6R 600	PI6	7	6:48.396	24.471	57.252	6	78.178
8	6	James WILKEN	Yamaha	R6 600	PI6	7	6:50.421	26.496	57.653	3	77.792
9	73	Fraser CAMERON	Yamaha	R6 600	PI6	7	7:04.745	40.820	59.523	2	75.169
10	11	Ross WATTS	Yamaha	YZF R6 600	PI6	7	7:06.961	43.036	1:00.020	2	74.779
11	45	Gerry SULLIVAN	Kawasaki	ZX6R 600	PI6	7	7:27.477	1:03.552	1:02.663	4	71.350
12	79	Jimmy ROTHERY	Yamaha	R6 600	PI6	6	6:37.536	1 Lap	1:04.733	6	68.840
13	32	Ross RADLEY	Suzuki	GSXR750	PI6	6	6:51.340	1 Lap	1:07.245	5	66.530
Not classified											
DNF	41	Kieran MURRAY	Kawasaki	ZX6 600	PI6	1	1:05.717	DNF		0	69.405
DNS	196	Martin MacLENNAN	Honda	CBR 600	PI6			DNS		0	-

Announcements

RED FLAG after Leader completed 4 Laps - Race re-started over 7 Laps.

Margin of Victory	Avg. Speed	Best Lap Tm	Best Speed	Best Lap by
0.645	83.161	53.952	84.540	91 - Lewis SHAND

Clerk of the Course :

Sig : Time :
Chief Timekeeper : Ian Sharp (SMART Timing)

Results available at www.mylaps.com and www.smart-timing.co.uk

Printed: 05/09/2016 13:26:31

Orbits



KMSC National Motorcycle Racing

KMSC Pre-Injection 600

Knockhill 1.267 miles

Race 9 - 1st Race - Re-Start

03/09/2016 15:35

Race (7 Laps) started at 16:34:43

Lap	Time of Day	Lap Tm	S1	S2	S3	S3Spd	SFSpd
(91) Lewis SHAND							
1	16:35:41.148			21.061	15.713	119.621	113.166
2	16:36:35.561	54.413	18.159	20.670	15.584	121.792	113.935
3	16:37:29.827	54.266	17.972	20.802	15.492	122.014	114.129
4	16:38:23.779	53.952	17.889	20.678	15.385	121.352	114.129
5	16:39:18.428	54.649	18.220	20.815	15.614	121.133	113.742
6	16:40:12.842	54.414			15.501	121.352	114.129
7	16:41:07.544	54.702		20.781	16.014	120.697	113.166

Lap	Time of Day	Lap Tm	S1	S2	S3	S3Spd	SFSpd
(48) David McCafferty							
1	16:35:41.172			21.390	15.697	117.321	110.922
2	16:36:36.149	54.977	18.386	21.163	15.428	120.697	112.597
3	16:37:30.388	54.239			15.454	121.352	112.597
4	16:38:24.411	54.023		20.739	15.480	122.014	111.290
5	16:39:18.866	54.455	17.920	20.827	15.708	122.236	112.597
6	16:40:13.440	54.574	17.899	21.038	15.637	122.908	112.597
7	16:41:08.189	54.749	17.829	20.964	15.956	121.572	111.105

Lap	Time of Day	Lap Tm	S1	S2	S3	S3Spd	SFSpd
(26) Alan McGREGOR							
1	16:35:42.053			21.331	15.797	120.480	113.935
2	16:36:37.854	55.801	18.512	21.239	16.050	120.265	112.408
3	16:37:33.018	55.164	18.162	21.035	15.967	119.835	113.357
4	16:38:28.372	55.354	18.363	21.108	15.883	121.133	112.786
5	16:39:24.266	55.894	18.445	21.403	16.046	120.265	112.786
6	16:40:20.879	56.613	18.389	22.211	16.013	120.480	113.166
7	16:41:16.978	56.099	18.460	21.643	15.996	120.049	112.597

Lap	Time of Day	Lap Tm	S1	S2	S3	S3Spd	SFSpd
(89) Alex BASS							
1	16:35:43.527			21.821	15.919	121.352	113.549
2	16:36:39.779	56.252	18.754	21.599	15.899	121.572	113.549
3	16:37:35.780	56.001			15.877	121.133	113.742
4	16:38:31.492	55.712		21.375	15.860	121.133	113.742
5	16:39:27.246	55.754			15.830	121.572	114.129
6	16:40:22.716	55.470	18.402	21.275	15.793	121.572	114.129
7	16:41:18.448	55.732	18.445	21.374	15.913	121.352	114.129

Lap	Time of Day	Lap Tm	S1	S2	S3	S3Spd	SFSpd
(15) Jon DICKIE							
1	16:35:45.173				16.641	120.480	110.739
2	16:36:41.702	56.529			16.143	119.835	111.290
3	16:37:37.077	55.375			15.988	119.621	111.660
4	16:38:32.801	55.724	18.256	21.376	16.092	118.985	110.922
5	16:39:28.258	55.457	18.249	21.304	15.904	120.049	111.846
6	16:40:23.922	55.664			16.154	118.985	112.033
7	16:41:19.273	55.351		21.232	15.997	120.049	112.408

Lap	Time of Day	Lap Tm	S1	S2	S3	S3Spd	SFSpd
(60) Douglas BROWN							
1	16:35:45.004			22.029	16.617	115.504	109.474
2	16:36:43.381	58.377	19.427	22.241	16.709	116.709	110.012
3	16:37:41.133	57.752	19.087	21.967	16.698	114.910	106.520
4	16:38:38.504	57.371	18.915	21.956	16.500	115.107	108.588
5	16:39:36.457	57.953	19.492	21.926	16.535	113.357	109.296
6	16:40:33.750	57.293	18.730	21.864	16.699	112.786	109.832
7	16:41:31.702	57.952	18.928	22.346	16.678	113.357	108.413

Lap	Time of Day	Lap Tm	S1	S2	S3	S3Spd	SFSpd
(22) William MASON							
1	16:35:46.231			22.681	16.837	115.504	106.859
2	16:36:44.249	58.018	18.844	21.967	17.207	116.304	106.015
3	16:37:41.592	57.343	18.736	22.024	16.583	115.107	106.859
4	16:38:38.956	57.364	18.875	21.942	16.547	115.903	107.201
5	16:39:36.862	57.906	19.210	22.167	16.529	114.910	107.201
6	16:40:34.114	57.252	18.817	21.864	16.571	114.714	108.413
7	16:41:32.015	57.901	19.038	22.187	16.676	115.703	106.859

Lap	Time of Day	Lap Tm	S1	S2	S3	S3Spd	SFSpd
(6) James WILKEN							
1	16:35:45.156			22.194	16.870	118.775	110.922

Lap	Time of Day	Lap Tm	S1	S2	S3	S3Spd	SFSpd
2	16:36:42.937	57.781	19.608	21.780	16.393	118.147	111.105
3	16:37:40.590	57.653	19.208	21.858	16.587	117.733	109.474
4	16:38:38.297	57.707	19.196	22.013	16.498	117.526	110.012
5	16:39:37.007	58.710	19.912	22.278	16.520	119.621	112.786
6	16:40:34.962	57.955	19.335	22.057	16.563	117.321	111.660
7	16:41:34.040	59.078	19.223	22.284	17.571	118.565	107.372

Lap	Time of Day	Lap Tm	S1	S2	S3	S3Spd	SFSpd
(73) Fraser CAMERON							
1	16:35:48.228			22.722	17.140	118.565	111.105
2	16:36:47.751	59.523	19.752	22.740	17.031	117.940	110.556
3	16:37:48.027	1:00.276	20.595	22.730	16.951	114.518	110.739
4	16:38:47.699	59.672	20.115	22.589	16.968	116.709	110.922
5	16:39:47.747	1:00.048	19.826	23.146	17.076	114.323	111.105
6	16:40:47.806	1:00.059	20.116	22.746	17.197	115.903	111.105
7	16:41:48.364	1:00.558	20.415	22.819	17.324	114.518	110.739

Lap	Time of Day	Lap Tm	S1	S2	S3	S3Spd	SFSpd
(11) Ross WATTS							
1	16:35:47.588			22.821	17.376	113.742	106.351
2	16:36:47.608	1:00.020	19.554	22.969	17.497	111.846	104.856
3	16:37:47.884	1:00.276	20.214	22.924	17.138	109.653	105.349
4	16:38:49.571	1:01.687	20.806	23.504	17.377	110.556	105.515
5	16:39:49.675	1:00.104	19.778	23.082	17.244	112.220	108.764
6	16:40:49.998	1:00.323	19.722	23.366	17.235	112.786	108.588
7	16:41:50.580	1:00.582	20.280	22.769	17.533	114.129	106.183

Lap	Time of Day	Lap Tm	S1	S2	S3	S3Spd	SFSpd
(45) Gerry SULLIVAN							
1	16:35:51.378			24.481	17.441	105.349	98.833
2	16:36:54.706	1:03.328	20.896	24.068	18.364	98.688	99.566
3	16:37:57.824	1:03.118	20.984	24.223	17.911	103.721	99.125
4	16:39:00.487	1:02.663	20.778	24.107	17.778	102.454	98.111
5	16:40:04.214	1:03.727	21.531	24.681	17.515	102.768	98.979
6	16:41:07.087	1:02.873	20.924	24.154	17.795	102.768	100.460
7	16:42:11.096	1:04.009	21.419	24.856	17.734	100.762	99.863

Lap	Time of Day	Lap Tm	S1	S2	S3	S3Spd	SFSpd
(79) Jimmy ROTHERY							
1	16:35:53.999			25.404	18.557	107.717	104.366
2	16:36:59.294	1:05.295	21.716	24.924	18.655	108.064	103.721
3	16:38:04.374	1:05.080	21.542	24.773	18.765	107.890	103.882
4	16:39:10.500	1:06.126	22.002	24.923	19.201	106.859	98.979
5	16:40:16.422	1:05.922	21.968	24.840	19.114	107.717	103.882
6	16:41:21.155	1:04.733	21.482	24.861	18.390	109.832	104.529

Lap	Time of Day	Lap Tm	S1	S2	S3	S3Spd	SFSpd
(32) Ross RADLEY							
1	16:35:55.303				18.981	107.544	103.242
2	16:37:03.413	1:08.110			19.508	106.351	103.084
3	16:38:11.283	1:07.870			19.523	103.561	103.242
4	16:39:19.115	1:07.832			19.189	108.413	102.298
5	16:40:26.360	1:07.245			19.157	105.184	103.084
6	16:41:34.959	1:08.599			19.296	103.882	103.242

Lap	Time of Day	Lap Tm	S1	S2	S3	S3Spd	SFSpd
(41) Kieran MURRAY							
1	16:35:49.336			22.303	20.235	118.985	37.978

Clerk of the Course :

Sig : Time :

Chief Timekeeper : Ian Sharp (SMART Timing)

KMSC National Motorcycle Racing

Lapchart

KMSC Pre-Injection 600

Knockhill 1.267 miles

Race 9 - 1st Race - Re-Start

03/09/2016 15:35

Race (7 Laps) started at 16:34:43

Competitors	Laps						
	1	2	3	4	5	6	7
Lewis SHAND (91)	1	91	91	91	91	91	91
David McCAFFERTY (48)	2	48	48	48	48	48	48
Alan McGREGOR (26)	3	26	26	26	26	26	26
Alex BASS (89)	4	89	89	89	89	89	89
Douglas BROWN (60)	5	60	15	15	15	15	15
James WILKEN (6)	6	6	6	6	60	60	60
Jon DICKIE (15)	7	15	60	60	60	22	22
William MASON (22)	8	22	22	22	22	6	6
Ross WATTS (11)	9	11	11	11	73	73	73
Fraser CAMERON (73)	10	73	73	73	11	11	11
Kieran MURRAY (41)	11	41	45	45	45	45	45
Gerry SULLIVAN (45)	12	45	79	79	79	79	79
Jimmy ROTHERY (79)	13	79	32	32	32	32	32
Ross RADLEY (32)	14	32					
-	15						

Clerk of the Course :

Sig : Time :

Chief Timekeeper : Ian Sharp (SMART Timing)

Results available at www.mylaps.com and www.smart-timing.co.uk

Printed: 05/09/2016 13:27:07

Orbits



KMSC National Motorcycle Racing

KMSC Pre-Injection 600

Knockhill 1.267 miles

Race 17 - 2nd Race

04/09/2016 10:30

Race (10 Laps) started at 10:02:30

POLE POSITION

1	1 91 Lewis SHAND	2 48 David McCAFFERTY	3 26 Alan McGREGOR
2	4 89 Alex BASS	5 15 Jon DICKIE	6 60 Douglas BROWN
3	7 22 William MASON	8 6 James WILKEN	9 73 Fraser CAMERON
4	10 11 Ross WATTS	11 45 Gerry SULLIVAN	12 79 Jimmy ROTHERY
5	13 32 Ross RADLEY	14 41 Kieran MURRAY	15 196 Martin MacLENNAN

Clerk of the Course :

Sig : Time :

Chief Timekeeper : Ian Sharp (SMART Timing)

Results available at www.mylaps.com and www.smart-timing.co.uk

Orbits



Race Results

KMSC National Motorcycle Racing

Sorted on Laps

KMSC Superstock 600

Knockhill 1.267 miles

Race 10 - 1st Race

03/09/2016 15:45

Race (12 Laps) started at 16:47:30

Pos	No.	Name	Make/Model	CC	Class	Laps	Total Tm	Diff	Best Tm	In Lap	Avg. Speed
1	8	Lewis ROLLO	Kawasaki	ZXR 600	S6	12	10:33.900		52.225	6	86.343
2	81	Ryan WATSON	Yamaha	R6 600	S6	12	10:35.496	1.596	52.398	6	86.127
3	31	Torquil PATERSON	Yamaha	R6 600	S6	12	10:39.103	5.203	52.522	2	85.641
4	45	Ewan GRAY	Kawasaki	ZX6R 600	S6	12	10:44.879	10.979	53.020	4	84.873
5	84	Kyle HARPER	Kawasaki	ZX6R 600	S6	12	10:53.611	19.711	53.750	10	83.740
6	64	Sam MUNRO	Kawasaki	ZX6R 600	S6	12	10:53.755	19.855	53.683	3	83.721
7	99	Callum GRIGOR	Kawasaki	ZX6R 600	S6	12	10:59.325	25.425	53.193	9	83.014
8	75	Charlie BUNYAN	Yamaha	R6 600	S6	12	11:07.678	33.778	54.962	11	81.975
9	21	Mike SWANSON	Yamaha	R6 600	S6	12	11:14.778	40.878	54.930	12	81.113
10	11	Patrick FORMAN	Kawasaki	ZX6R 600	S6	12	11:14.979	41.079	55.534	3	81.089
11	72	Peter DUNCAN	Triumph	675R	S6	12	11:20.991	47.091	55.588	8	80.373
12	12	Graeme KERR	Suzuki	GSXR 600	S6	12	11:29.597	55.697	56.333	12	79.370
13	35	Kevin GILES	Kawasaki	ZX6R 600	S6	12	11:30.171	56.271	56.291	8	79.304
14	87	Steven ALLISON	Kawasaki	ZX6R 600	S6	11	10:35.209	1 Lap	56.129	11	78.985
15	27	Andy DONALD	Kawasaki		S6	11	10:35.212	1 Lap	56.014	11	78.985
16	28	Paul BOWERBANK	Yamaha	R6 600	S6	11	10:39.752	1 Lap	56.902	2	78.424
17	184	Ryan GIBSON	Yamaha	R6 600	S6	11	10:50.344	1 Lap	57.962	6	77.147
18	89	David MUNRO	Yamaha	R6 600	S6	11	10:56.245	1 Lap	58.090	7	76.453
19	58	Barry STEWART	Yamaha	R6 600	S6	11	11:03.090	1 Lap	58.467	8	75.664
20	17	Roddy MacLEOD	Suzuki	GSXR 600 K7	S6	11	11:03.122	1 Lap	58.895	11	75.660
21	855	Graeme CHARNLEY	Yamaha	R6 600	S6	11	11:13.444	1 Lap	59.245	9	74.501
22	7	Titus MacINTOSH	Kawasaki	ZX6R	S6	11	11:25.511	1 Lap	1:00.690	5	73.189

Not classified

DNF	79	Ashley ROBSON	Kawasaki	ZX6R 600	S6	2	1:59.949	DNF	57.546	2	76.051
DNF	85	Keith DICKIE	Triumph	Daytona 675	S6	2	2:01.024	DNF	57.924	2	75.375
DNS	54	Ross KIRTON	Yamaha	R6 600	S6			DNS		0	-

Announcements

Bike No.99 - Racetime includes 10 second time penalty - Overtaking under Yellow Flags.

Margin of Victory	Avg. Speed	Best Lap Tm	Best Speed	Best Lap by
1.596	86.343	52.225	87.335	8 - Lewis ROLLO

Clerk of the Course :

Sig :

Time :

Chief Timekeeper : Ian Sharp (SMART Timing)

 Results available at www.mylaps.com and www.smart-timing.co.uk

Printed: 05/09/2016 17:16:49

Orbits



KMSC National Motorcycle Racing

KMSC Superstock 600

Knockhill 1.267 miles

Race 10 - 1st Race

03/09/2016 15:45

Race (12 Laps) started at 16:47:30

Lap	Time of Day	Lap Tm	S1	S2	S3	S3Spd	SFSpd
(8) Lewis ROLLO							
1	16:48:24.890			20.026	15.080	125.670	117.733
2	16:49:17.130	52.240	17.412	19.867	14.961	126.618	118.356
3	16:50:09.382	52.252	17.335	20.080	14.837	126.142	118.775
4	16:51:01.625	52.243	17.228	19.941	15.074	126.618	118.147
5	16:51:53.946	52.321	17.245	20.097	14.979	126.380	118.356
6	16:52:46.171	52.225	17.234	20.046	14.945	127.098	118.565
7	16:53:39.254	53.083	17.551	20.656	14.876	126.857	118.565
8	16:54:32.607	53.353	18.103	20.175	15.075	126.857	118.147
9	16:55:25.625	53.018	17.858	20.183	14.977	127.339	118.775
10	16:56:18.232	52.607	17.543	20.023	15.041	127.339	118.147
11	16:57:10.974	52.742	17.416	19.910	15.416	128.559	118.356
12	16:58:04.069	53.095	17.394	20.587	15.114	127.339	118.147

(81) Ryan WATSON							
1	16:48:26.262			20.602	15.224	127.339	122.014
2	16:49:19.202	52.940	17.467	20.223	15.250	128.805	122.236
3	16:50:11.852	52.650	17.397	20.134	15.119	128.559	121.133
4	16:51:04.890	53.038	17.574	20.119	15.345	129.053	122.236
5	16:51:57.336	52.446	17.380	19.953	15.113	129.551	122.908
6	16:52:49.734	52.398	17.376	19.973	15.049	129.551	121.792
7	16:53:42.301	52.567	17.419	20.077	15.071	130.560	122.908
8	16:54:34.898	52.597	17.406	20.155	15.036	130.306	121.792
9	16:55:27.362	52.464	17.330	20.096	15.038	129.053	121.572
10	16:56:20.112	52.750	17.267	20.298	15.185	129.053	122.014
11	16:57:12.650	52.538	17.363	20.044	15.131	129.551	122.459
12	16:58:05.665	53.015	17.597	20.254	15.164	129.551	122.908

(31) Torquill PATERSON							
1	16:48:25.605			20.274	15.319	127.098	118.775
2	16:49:18.127	52.522	17.304	20.026	15.192	125.905	118.985
3	16:50:10.780	52.653	17.267	20.174	15.212	126.857	118.565
4	16:51:03.483	52.703	17.270	20.162	15.271	127.098	118.565
5	16:51:56.347	52.864	17.464	20.139	15.261	127.339	118.356
6	16:52:49.234	52.887	17.352	20.265	15.270	126.380	118.356
7	16:53:41.879	52.645	17.336	20.085	15.224	128.559	118.356
8	16:54:35.082	53.203	17.379	20.491	15.333	126.380	119.196
9	16:55:28.683	53.601	17.383	20.798	15.420	127.339	117.940
10	16:56:21.740	53.057	17.253	20.261	15.543	127.824	115.903
11	16:57:14.806	53.066	17.481	20.265	15.320	127.824	118.147
12	16:58:09.272	54.466	17.514	20.784	16.168	123.815	101.218

(45) Ewan GRAY							
1	16:48:27.009				15.407	125.670	117.321
2	16:49:21.000	53.991	18.000	20.639	15.352	124.735	116.506
3	16:50:14.210	53.210			15.150	124.735	116.912
4	16:51:07.230	53.020			15.231	124.504	117.321
5	16:52:00.293	53.063	17.485	20.435	15.143	125.201	117.321
6	16:52:53.644	53.351	17.490	20.459	15.402	124.273	116.912
7	16:53:46.893	53.249	17.534	20.415	15.300	124.968	115.703
8	16:54:41.213	54.320			15.169	123.133	116.506
9	16:55:34.868	53.655		20.704	15.409	124.735	116.103
10	16:56:28.162	53.294	17.615	20.281	15.398	126.380	115.504
11	16:57:21.400	53.238	17.598	20.233	15.407	123.815	116.709
12	16:58:15.048	53.648	17.609	20.557	15.482	123.133	113.549

(84) Kyle HARPER							
1	16:48:27.192			20.728	15.706	123.587	114.518
2	16:49:21.380	54.188	18.081	20.638	15.469	124.735	117.526
3	16:50:15.861	54.481	17.952	20.641	15.888	124.273	116.103
4	16:51:10.444	54.583	17.991	20.733	15.859	126.857	115.504
5	16:52:04.688	54.244	17.950	20.555	15.739	124.273	117.733
6	16:52:58.515	53.827	17.799	20.586	15.442	123.587	117.733
7	16:53:52.864	54.349	18.369	20.560	15.420	127.098	118.147
8	16:54:46.837	53.973	18.003	20.677	15.293	126.857	118.147

Lap	Time of Day	Lap Tm	S1	S2	S3	S3Spd	SFSpd
9	16:55:41.543	54.706	18.223	20.602	15.881	126.857	116.506
10	16:56:35.293	53.750	17.892	20.555	15.303	127.339	118.565
11	16:57:29.588	54.295	18.121	20.497	15.677	126.142	116.912
12	16:58:23.780	54.192	17.831	20.915	15.446	124.273	116.506

(64) Sam MUNRO							
1	16:48:28.607				21.093	15.333	122.236
2	16:49:22.344	53.737	17.780	20.735	15.222	120.697	115.504
3	16:50:16.027	53.683	17.619	20.559	15.505	125.670	114.323
4	16:51:10.601	54.574	18.328	20.666	15.580	124.735	116.304
5	16:52:04.994	54.393			15.861	123.587	114.910
6	16:52:58.773	53.779		20.617	15.325	123.360	115.504
7	16:53:52.554	53.781	17.830	20.529	15.422	123.360	113.935
8	16:54:46.250	53.696	17.743	20.572	15.381	124.044	115.107
9	16:55:40.822	54.572	18.476	20.600	15.496	123.133	114.129
10	16:56:35.199	54.377	17.972	20.804	15.601	122.459	115.107
11	16:57:29.522	54.323	18.386	20.531	15.406	124.504	113.357
12	16:58:23.924	54.402	18.132	20.959	15.311	122.683	115.903

(99) Callum GRIGOR							
1	16:48:27.422				20.774	15.564	124.968
2	16:49:21.957	54.535	18.273	20.410	15.852	125.905	115.903
3	16:50:15.916	53.959	17.736	20.522	15.701	124.504	114.714
4	16:51:10.030	54.114	18.094	20.490	15.530	123.587	115.903
5	16:52:03.449	53.419	17.817	20.271	15.331	124.044	116.103
6	16:52:57.027	53.578	17.716	20.503	15.359	124.735	115.903
7	16:53:50.574	53.547	17.684	20.456	15.407	124.044	115.703
8	16:54:44.285	53.711	17.736	20.464	15.511	125.670	115.305
9	16:55:37.478	53.193	17.709	20.176	15.308	125.435	116.103
10	16:56:32.380	54.902	18.041	21.101	15.760	124.968	115.703
11	16:57:26.009	53.629	17.884	20.430	15.315	124.735	115.903
12	16:58:19.494	53.485	17.691	20.409	15.385	125.435	115.504

(75) Charlie BUNYAN							
1	16:48:29.448				21.481	16.053	125.905
2	16:49:24.842	55.394	18.519	21.112	15.763	124.968	116.506
3	16:50:19.982	55.140	18.333	21.114	15.693	124.504	115.703
4	16:51:15.333	55.351	18.263	21.113	15.975	124.735	115.703
5	16:52:10.628	55.295	18.375	21.202	15.718	124.044	116.304
6	16:53:06.159	55.531	18.408	21.302	15.821	124.273	115.107
7	16:54:01.278	55.119	18.309	21.099	15.711	124.273	115.305
8	16:54:56.584	55.306	18.284	21.224	15.798	124.273	114.518
9	16:55:51.992	55.408	18.507	21.148	15.753	125.435	115.703
10	16:56:47.344	55.352	18.383	21.303	15.666	125.435	116.103
11	16:57:42.306	54.962	18.117	21.078	15.767	124.968	116.304
12	16:58:37.847	55.541	18.424	21.180	15.937	124.968	115.703

(21) Mike SWANSON							
1	16:48:31.189				21.593	16.085	124.735
2	16:49:27.803	56.614	18.923	21.391	16.300	125.435	115.305
3	16:50:25.069	57.266	19.186	21.684	16.396	123.360	115.107
4	16:51:22.067	56.998	19.202	21.652	16.144	122.014	115.107
5	16:52:17.916	55.849	18.406	21.247	16.196	123.360	114.714
6	16:53:13.403	55.487	18.058	21.279	16.150	123.360	115.703
7	16:54:09.518	56.115	18.868	21.202	16.045	123.815	114.910
8	16:55:04.636	55.118	18.184	21.100	15.834	123.587	114.714
9							

KMSC National Motorcycle Racing

KMSC Superstock 600

Knockhill 1.267 miles

Race 10 - 1st Race

03/09/2016 15:45

Race (12 Laps) started at 16:47:30

Lap	Time of Day	Lap Tm	S1	S2	S3	S3Spd	SFSpd
5	16:52:13.965	56.332	18.694	21.441	16.197	120.697	112.597
6	16:53:10.092	56.127	18.627	21.435	16.065	121.133	113.935
7	16:54:05.762	55.670	18.533	21.279	15.858	119.621	113.166
8	16:55:01.517	55.755	18.601	21.303	15.851	120.049	112.976
9	16:55:57.443	55.926	18.658	21.322	15.946	120.915	112.033
10	16:56:53.052	55.609	18.482	21.310	15.817	120.265	113.935
11	16:57:49.600	56.548	18.460	22.299	15.789	121.133	114.323
12	16:58:45.148	55.548	18.221	21.190	16.137	121.792	111.105

Lap	Time of Day	Lap Tm	S1	S2	S3	S3Spd	SFSpd
2	16:49:31.816	57.640	19.039	22.261	16.340	122.014	113.742
3	16:50:29.897	58.081	19.130	21.949	17.002	123.360	112.408
4	16:51:27.119	57.222	19.034	21.757	16.431	123.587	113.935
5	16:52:24.402	57.283	18.999	21.819	16.465	123.360	115.703
6	16:53:21.300	56.898	18.939	21.728	16.231	123.815	115.107
7	16:54:17.597	56.297	18.750	21.429	16.118	124.735	114.910
8	16:55:15.436	57.839	19.132	21.674	17.033	122.683	113.166
9	16:56:12.588	57.152	18.933	21.750	16.469	123.815	113.742
10	16:57:09.367	56.779	19.176	21.267	16.336	124.044	115.107
11	16:58:05.381	56.014	18.681	21.313	16.020	123.587	114.129

(72) Peter DUNCAN

1	16:48:31.068			21.703	16.211	125.201	115.305
2	16:49:27.396	56.328	18.824	21.536	15.968	124.273	115.107
3	16:50:23.622	56.226	18.808	21.394	16.024	124.044	116.304
4	16:51:20.124	56.502	18.685	21.340	16.477	123.360	114.323
5	16:52:16.543	56.419	18.887	21.279	16.253	123.133	114.129
6	16:53:13.208	56.665	18.878	21.786	16.001	122.908	114.714
7	16:54:09.945	56.737			15.955	124.735	115.107
8	16:55:05.533	55.588		21.179	15.845	124.504	115.703
9	16:56:01.926	56.393	18.523	21.194	16.676	123.815	114.714
10	16:56:57.925	55.999	18.761	21.223	16.015	124.044	115.107
11	16:57:54.018	56.093	18.566	21.379	16.148	124.044	113.935
12	16:58:51.160	57.142	19.698	21.422	16.022	123.587	114.518

(28) Paul BOWERBANK

1	16:48:30.735					16.231	125.905	116.506			
2	16:49:27.637				56.902	18.776	21.713	16.413	123.815	117.733	
3	16:50:25.006	57.369						16.390	124.735	116.709	
4	16:51:23.009	58.003						22.102	16.810	124.968	116.103
5	16:52:20.599	57.590	18.906	21.985	16.699	123.587	115.107				
6	16:53:18.304	57.705	19.125	21.898	16.682	123.587	113.935				
7	16:54:16.791	58.487	19.686	21.956	16.845	124.504	116.912				
8	16:55:15.096	58.305	19.379	21.969	16.957	124.044	115.703				
9	16:56:12.257	57.161	18.907	21.900	16.354	123.815	114.323				
10	16:57:11.457	59.200	19.590	22.692	16.918	123.360	113.742				
11	16:58:09.921	58.464	19.372	22.282	16.810	122.014	112.220				

(12) Graeme KERR

1	16:48:32.164				16.493	119.409	113.549
2	16:49:29.207				16.393	120.049	112.597
3	16:50:26.000	57.043			16.529	119.835	112.220
4	16:51:23.549	57.549			16.922	120.915	111.660
5	16:52:20.739	57.190			16.565	121.792	111.474
6	16:53:18.376	57.637	19.331	21.998	16.308	121.133	112.220
7	16:54:15.362	56.986			16.349	118.985	111.105
8	16:55:12.059	56.697			16.150	118.356	110.739
9	16:56:09.546	57.487	19.297	21.735	16.455	118.356	111.105
10	16:57:06.681	57.135	18.862	21.613	16.660	117.526	110.193
11	16:58:03.433	56.752	19.178	21.392	16.182	119.835	110.922
12	16:58:59.766	56.333	18.755	21.367	16.211	119.621	111.474

(184) Ryan GIBSON

1	16:48:35.395					22.991	17.150	121.133	112.597
2	16:49:33.768	58.373	18.985	22.125	17.263	119.196	111.290		
3	16:50:32.309	58.541	19.019	22.380	17.142	118.356	111.660		
4	16:51:31.710	59.401	19.550	22.487	17.364	118.147	111.474		
5	16:52:30.717	59.007	19.346	22.597	17.064	116.912	111.846		
6	16:53:28.679	57.962	18.943	22.352	16.667	117.733	112.408		
7	16:54:26.732	58.053	19.113	22.119	16.821	117.940	111.290		
8	16:55:25.135	58.403	19.057	22.608	16.738	115.305	111.474		
9	16:56:23.938	58.803	19.491	22.546	16.766	119.409	111.846		
10	16:57:22.320	58.382	19.042	22.378	16.962	118.356	112.033		
11	16:58:20.513	58.193	19.088	22.402	16.703	117.940	112.597		

(35) Kevin GILES

1	16:48:34.088			22.673	16.340	124.273	115.107
2	16:49:30.968	56.880	18.631	22.140	16.109	122.908	115.305
3	16:50:27.595	56.627	18.607	21.665	16.355	124.044	114.323
4	16:51:24.269	56.674	18.586	21.741	16.347	122.683	114.714
5	16:52:20.928	56.659	18.679	21.608	16.372	122.683	114.518
6	16:53:18.336	57.408	19.007	21.822	16.579	119.621	87.040
7	16:54:16.519	58.183	20.007	21.979	16.197	123.360	113.166
8	16:55:12.810	56.291	18.731	21.286	16.274	123.133	112.976
9	16:56:09.906	57.096	18.787	21.713	16.596	123.133	114.518
10	16:57:06.866	56.960	18.939	21.581	16.440	121.352	115.305
11	16:58:03.887	57.021	19.166	21.750	16.105	123.360	114.323
12	16:59:00.340	56.453	18.779	21.627	16.047	120.265	114.323

(89) David MUNRO

1	16:48:36.851					18.176	122.236	112.597
2	16:49:36.336	59.485				16.797	120.480	114.714
3	16:50:36.963	1:00.627				17.987	120.049	112.786
4	16:51:36.542	59.579				17.143	120.049	113.935
5	16:52:35.086	58.544				16.969	120.049	114.714
6	16:53:33.611	58.525				17.130	120.265	113.549
7	16:54:31.701	58.090				16.771	120.265	114.129
8	16:55:30.385	58.684	19.733	21.739	17.212	121.572	114.518	
9	16:56:29.111	58.726	19.502	22.354	16.870	119.409	114.518	
10	16:57:27.477	58.366	19.286	22.248	16.832	120.480	113.549	
11	16:58:26.414	58.937	19.477	22.410	17.050	121.352	114.129	

(87) Steven ALLISON

1	16:48:33.101				16.667	119.621	114.518
2	16:49:30.539	57.438			16.308	118.985	114.714
3	16:50:28.680	58.141			17.661	119.621	101.987
4	16:51:25.780	57.100			16.565	116.709	108.764
5	16:52:23.163	57.383			16.771	119.835	111.474
6	16:53:20.103	56.940			16.293	120.049	114.323
7	16:54:17.061	56.958			16.477	122.236	114.518
8	16:55:14.994	57.933			16.621	119.409	113.742
9	16:56:12.424	57.430			16.357	120.265	114.323
10	16:57:09.249	56.825			16.451	119.621	113.742
11	16:58:05.378	56.129			16.353	120.265	113.742

(58) Barry STEWART

1	16:48:36.630					23.280	17.350	121.572	112.976
2	16:49:36.099	59.469	19.747	22.978	16.744	120.265	112.220		
3	16:50:36.754	1:00.655	19.804	22.877	17.974	119.409	109.653		
4	16:51:38.041	1:01.287	20.799	23.364	17.124	119.196	110.739		
5	16:52:39.171	1:01.130	20.655	23.155	17.320	119.835	112.408		
6	16:53:38.207	59.036	19.836	22.636	16.564	119.835	111.105		
7	16:54:37.670	59.463			16.660	118.565	110.193		
8	16:55:36.137	58.467			22.470	16.462	121.352	111.105	
9	16:56:34.882	58.745	19.636	22.423	16.686	121.352	111.105		
10	16:57:33.908	59.026	19.864	22.554	16.608	120.265	111.290		
11	16:58:33.259	59.351	19.702	22.800	16.849	117.940	111.846		

(27) Andy DONALD

1	16:48:34.176			22.779	16.806	123.360	114.323
---	--------------	--	--	--------	--------	---------	---------

(17) Roddy MacLEOD

1	16:48:37.042					23.344	17.347	119.196	111.290
2	16:49:37.254	1:00.212	20.649	22.733	16.830	119.835	112.786		

Clerk of the Course :

Sig : Time :
Chief Timekeeper : Ian Sharp (SMART Timing)

Results available at www.mylaps.com and www.smart-timing.co.uk

KMSC National Motorcycle Racing

KMSC Superstock 600

Knockhill 1.267 miles

Race 10 - 1st Race

03/09/2016 15:45

Race (12 Laps) started at 16:47:30

Lap	Time of Day	Lap Tm	S1	S2	S3	S3Spd	SFSpd	Lap	Time of Day	Lap Tm	S1	S2	S3	S3Spd	SFSpd
3	16:50:37.695	1:00.441	19.710	22.874	17.857	117.526	110.922								
4	16:51:38.248	1:00.553	20.112	23.047	17.394	115.504	112.408								
5	16:52:38.781	1:00.533	20.630	23.120	16.783	118.985	112.408								
6	16:53:37.841	59.060	19.636	22.511	16.913	118.565	110.922								
7	16:54:36.844	59.003	19.586	22.580	16.837	119.621	111.846								
8	16:55:35.798	58.954	19.414	22.928	16.612	115.903	112.220								
9	16:56:35.039	59.241	19.446	22.518	17.277	119.835	111.660								
10	16:57:34.396	59.357	20.140	22.554	16.663	119.196	112.976								
11	16:58:33.291	58.895	19.693	22.510	16.692	119.196	110.922								

(855) Graeme CHARNLEY

1	16:48:37.768			23.757	17.176	121.133	112.786
2	16:49:39.856	1:02.088			17.370	121.133	111.846
3	16:50:41.239	1:01.383	20.375	23.037	17.971	114.323	111.105
4	16:51:42.411	1:01.172	20.758	23.120	17.294	115.504	112.408
5	16:52:42.658	1:00.247	20.071	22.961	17.215	119.196	112.408
6	16:53:44.468	1:01.810			17.931	113.166	106.859
7	16:54:45.247	1:00.779		22.742	17.399	118.775	108.064
8	16:55:45.083	59.836	20.301	22.543	16.992	121.352	108.064
9	16:56:44.328	59.245	19.899	22.471	16.875	120.480	109.832
10	16:57:44.182	59.854	20.113	22.740	17.001	120.480	111.660
11	16:58:43.613	59.431	19.823	22.822	16.786	119.621	111.660

(7) Titus MacINTOSH

1	16:48:37.778			23.710	17.548	115.305	104.692
2	16:49:39.309	1:01.531	20.903	23.138	17.490	114.129	107.717
3	16:50:40.718	1:01.409	20.294	23.257	17.858	112.220	101.987
4	16:51:43.212	1:02.494	20.877	23.849	17.768	112.597	105.184
5	16:52:43.902	1:00.690	20.467	23.186	17.037	111.474	103.721
6	16:53:45.323	1:01.421	20.550	23.243	17.628	112.220	101.832
7	16:54:46.021	1:00.698	20.615	23.094	16.989	113.742	101.987
8	16:55:48.029	1:02.008	20.623	23.352	18.033	110.922	93.465
9	16:56:50.199	1:02.170	21.229	23.458	17.483	108.413	101.371
10	16:57:52.836	1:02.637	20.914	24.177	17.546	109.832	98.398
11	16:58:55.680	1:02.844	21.392	23.787	17.665	111.290	101.066

(79) Ashley ROBSON

1	16:48:32.572			22.340	16.238	120.915	114.518
2	16:49:30.118	57.546	19.166	22.417	15.963	117.733	113.742

(85) Keith DICKIE

1	16:48:33.269			22.065	16.479	122.014	116.304
2	16:49:31.193	57.924			16.510	120.915	116.506

Clerk of the Course :

Sig : Time :

Chief Timekeeper : Ian Sharp (SMART Timing)

Results available at www.mylaps.com and www.smart-timing.co.uk

Printed: 05/09/2016 17:17:07

Orbits



KMSC National Motorcycle Racing

Lapchart

KMSC Superstock 600

Knockhill 1.267 miles

Race 10 - 1st Race

03/09/2016 15:45

Race (12 Laps) started at 16:47:30

Competitors	Laps											
	1	2	3	4	5	6	7	8	9	10	11	12
Lewis ROLLO (8)	1	8	8	8	8	8	8	8	8	8	8	8
Torquil PATERSON (31)	2	31	31	31	31	31	31	81	81	81	81	81
Ryan WATSON (81)	3	81	81	81	81	81	81	31	31	31	31	31
Ewan GRAY (45)	4	45	45	45	45	45	45	45	45	45	45	45
Kyle HARPER (84)	5	84	84	84	99	99	99	99	99	99	99	99
Callum GRIGOR (99)	6	99	99	99	84	84	84	64	64	64	64	84
Sam MUNRO (64)	7	64	64	64	64	64	84	84	84	84	84	64
Charlie BUNYAN (75)	8	75	75	75	75	75	75	75	75	75	75	75
Patrick FORMAN (11)	9	11	11	11	11	11	11	11	11	11	11	21
Paul BOWERBANK (28)	10	28	72	72	72	72	21	21	21	21	21	11
Peter DUNCAN (72)	11	72	28	28	21	21	21	72	72	72	72	72
Mike SWANSON (21)	12	21	21	21	28	28	28	12	12	12	12	12
Graeme KERR (12)	13	12	12	12	12	35	35	35	35	35	35	35
Ashley ROBSON (79)	14	79	79	35	35	35	12	28	87	28	87	87
Steven ALLISON (87)	15	87	87	87	87	87	87	28	87	27	27	27
Keith DICKIE (85)	16	85	35	27	27	27	27	27	27	28	28	28
Kevin GILES (35)	17	35	85	184	184	184	184	184	184	184	184	184
Andy DONALD (27)	18	27	27	58	89	89	89	89	89	89	89	89
Ryan GIBSON (184)	19	184	184	89	58	17	17	17	17	58	58	58
Barry STEWART (58)	20	58	58	17	17	58	58	58	17	17	17	17
David MUNRO (89)	21	89	89	7	855	855	855	855	855	855	855	855
Roddy MacLEOD (17)	22	17	17	855	7	7	7	7	7	7	7	7
Graeme CHARNLEY (855)	23	855	7									
Titus MacINTOSH (7)	24	7	855									
-	25											

Clerk of the Course :

Sig : Time :

Chief Timekeeper : Ian Sharp (SMART Timing)

Results available at www.mylaps.com and www.smart-timing.co.uk

Printed: 05/09/2016 17:17:31

Orbits



KMSC National Motorcycle Racing

KMSC Superstock 600

Knockhill 1.267 miles

Race 18 - 2nd Race

04/09/2016 10:45

Race (10 Laps) started at 10:17:32

POLE POSITION

1	1 8 Lewis ROLLO	2 81 Ryan WATSON	3 31 Torquil PATERSON
2	4 45 Ewan GRAY	5 84 Kyle HARPER	6 64 Sam MUNRO
3	7 99 Callum GRIGOR	8 75 Charlie BUNYAN	9 21 Mike SWANSON
4	10 11 Patrick FORMAN	11 72 Peter DUNCAN	12 12 Graeme KERR
5	13 35 Kevin GILES	14 87 Steven ALLISON	15 27 Andy DONALD
6	16 28 Paul BOWERBANK	17 184 Ryan GIBSON	18 89 David MUNRO
7	19 58 Barry STEWART	20 17 Roddy MacLEOD	21 855 Graeme CHARNLEY
8	22 7 Titus MacINTOSH	23 79 Ashley ROBSON	24 85 Keith DICKIE
9	25 54 Ross KIRTON		

Clerk of the Course :

Sig : Time :

Chief Timekeeper : Ian Sharp (SMART Timing)

Results available at www.mylaps.com and www.smart-timing.co.uk

Printed: 05/09/2016 17:17:51

Orbits



Race Results

KMSC National Motorcycle Racing

Sorted on Laps

KMSC Open Post Classics / Classics

Knockhill 1.267 miles

Race 11 - 2nd Race

03/09/2016 16:00

Race (10 Laps) started at 17:06:07

Pos	No.	Name	Make/Model	CC	Class	Laps	Total Tm	Diff	Best Tm	In Lap	Avg. Speed
1	87	Jodie CHALK	Honda	CBR500	PC	10	10:03.309		59.650	6	75.601
2	51	Neil MUNRO	Honda	CBR500	PC	10	10:08.974	5.665	1:00.251	3	74.898
3	48	Mark BOWRAN	Honda	CBR600	PC	10	10:25.527	22.218	1:01.404	2	72.916
4	111	Jimmy SHANKS	Honda	CB500	PC	10	10:26.358	23.049	1:01.927	2	72.819
5	12	Dan JAMES	Ducati	620	PC	10	10:37.579	34.270	1:02.941	9	71.538
6	13	Andrew BARTON	Honda	CB500	PC	10	10:39.154	35.845	1:03.151	7	71.361
7	117	Lianne MAYHEW	Kawasaki	ZX6R 400	SL	9	10:04.840	1 Lap	1:06.152	6	67.869
8	25	Andrew KIRKWOOD	Honda	CB500	PC	9	10:06.490	1 Lap	1:06.026	8	67.684
Not classified											
DNF	3	Ian RUSSELL	Honda	NSR250	PC	5	5:50.628	DNF	1:07.011	4	65.042
DNS	118	Rod WALKER	Kawasaki	ZXR400	SL			DNS		0	-

Margin of Victory	Avg. Speed	Best Lap Tm	Best Speed	Best Lap by
5.665	75.601	59.650	76.464	87 - Jodie CHALK

Clerk of the Course :

Sig : Time :
Chief Timekeeper : Ian Sharp (SMART Timing)

Results available at www.mylaps.com and www.smart-timing.co.uk

Printed: 05/09/2016 12:55:28

Orbits



KMSC National Motorcycle Racing

KMSC Open Post Classics / Classics

Knockhill 1.267 miles

Race 11 - 2nd Race

03/09/2016 16:00

Race (10 Laps) started at 17:06:07

Lap	Time of Day	Lap Tm	S1	S2	S3	S3Spd	SFSpd
(87) Jodie CHALK							
1	17:07:09.462			22.998	17.755	100.310	91.303
2	17:08:09.603	1:00.141	19.798	22.937	17.406	100.914	93.076
3	17:09:09.591	59.988	19.741	22.879	17.368	101.066	93.076
4	17:10:09.459	59.868	19.710	22.940	17.218	100.914	92.947
5	17:11:09.208	59.749	19.671	22.747	17.331	101.218	93.205
6	17:12:08.858	59.650	19.593	22.695	17.362	101.524	92.947
7	17:13:09.290	1:00.432	19.704	23.116	17.612	100.762	93.205
8	17:14:09.261	59.971	19.789	22.755	17.427	101.987	91.552
9	17:15:09.188	59.927	19.856	22.714	17.357	101.524	93.335
10	17:16:10.498	1:01.310	19.771	23.949	17.590	100.011	85.162

Lap	Time of Day	Lap Tm	S1	S2	S3	S3Spd	SFSpd
(51) Neil MUNRO							
1	17:07:10.961			23.803	17.687	102.611	96.697
2	17:08:12.012	1:01.051	20.028	23.370	17.653	104.043	95.731
3	17:09:12.263	1:00.251	19.712	23.201	17.338	104.856	96.558
4	17:10:12.935	1:00.672	19.711	23.603	17.358	102.611	96.697
5	17:11:13.730	1:00.795	19.936	23.363	17.496	104.366	96.419
6	17:12:14.025	1:00.295	19.781	23.376	17.138	104.366	96.697
7	17:13:14.328	1:00.303	19.569	23.476	17.258	104.856	96.697
8	17:14:14.678	1:00.350	19.578	23.593	17.179	104.043	96.005
9	17:15:15.300	1:00.622	19.711	23.398	17.513	105.349	96.281
10	17:16:16.163	1:00.863	19.744	23.679	17.440	104.529	97.257

Lap	Time of Day	Lap Tm	S1	S2	S3	S3Spd	SFSpd
(48) Mark BOWRAN							
1	17:07:11.909			23.999	17.923	101.066	96.143
2	17:08:13.313	1:01.404	20.526	23.360	17.518		96.281
3	17:09:15.186	1:01.873	20.482	23.664	17.727		96.143
4	17:10:17.378	1:02.192	20.170	23.565	18.457		94.785
5	17:11:19.472	1:02.094	20.741	23.469	17.884		95.323
6	17:12:21.229	1:01.757	20.547	23.183	18.027		95.053
7	17:13:23.349	1:02.120	20.692	23.534	17.894		94.651
8	17:14:26.003	1:02.654	20.715	23.765	18.174		94.120
9	17:15:29.577	1:03.574	21.349	24.121	18.104		94.518
10	17:16:32.716	1:03.139	21.542	23.593	18.004		95.053

Lap	Time of Day	Lap Tm	S1	S2	S3	S3Spd	SFSpd
(111) Jimmy SHANKS							
1	17:07:12.891			24.046	18.594	96.281	88.416
2	17:08:14.818	1:01.927	20.274	23.251	18.402	97.824	88.183
3	17:09:16.832	1:02.014	20.428	23.202	18.384	96.281	87.952
4	17:10:18.872	1:02.040	20.243	23.343	18.454	95.731	88.416
5	17:11:21.014	1:02.142	20.272	23.424	18.446	96.143	87.952
6	17:12:23.467	1:02.453	20.348	23.463	18.642	96.143	87.952
7	17:13:25.716	1:02.249	20.383	23.382	18.484	96.697	87.266
8	17:14:28.467	1:02.751	20.562	23.589	18.600	95.868	87.040
9	17:15:31.129	1:02.662	20.760	23.242	18.660	96.005	87.494
10	17:16:33.547	1:02.418	20.577	23.534	18.307	96.281	87.153

Lap	Time of Day	Lap Tm	S1	S2	S3	S3Spd	SFSpd
(12) Dan JAMES							
1	17:07:14.072			24.495	18.901	96.558	91.303
2	17:08:17.644	1:03.572	20.525	24.094	18.953	96.976	88.532
3	17:09:20.845	1:03.201	20.575	24.082	18.544	96.558	90.077
4	17:10:24.283	1:03.438	20.468	23.887	19.083	97.117	86.927
5	17:11:28.236	1:03.953	20.718	24.139	19.096	96.281	91.303
6	17:12:31.774	1:03.538	20.653	24.005	18.880	97.257	88.068
7	17:13:35.396	1:03.622	20.781	24.060	18.781	96.836	90.442
8	17:14:38.653	1:03.257	20.505	24.124	18.628	96.558	89.002
9	17:15:41.594	1:02.941	20.754	24.042	18.145	97.257	90.320
10	17:16:44.768	1:03.174	20.930	23.966	18.278	97.257	91.055

Lap	Time of Day	Lap Tm	S1	S2	S3	S3Spd	SFSpd
(13) Andrew BARTON							
1	17:07:13.848			23.938	18.647	96.281	88.299
2	17:08:17.631	1:03.783	21.176	23.721	18.886	95.323	87.952
3	17:09:21.100	1:03.469	21.140	23.696	18.633	97.117	83.885
4	17:10:24.375	1:03.275	21.344	23.644	18.287	96.281	89.239

Lap	Time of Day	Lap Tm	S1	S2	S3	S3Spd	SFSpd
5	17:11:28.156	1:03.781	21.199	23.663	18.919	97.967	86.814
6	17:12:32.022	1:03.866	21.082	23.988	18.796	95.868	86.927
7	17:13:35.173	1:03.151	21.008	23.729	18.414	97.540	87.266
8	17:14:38.864	1:03.691	21.317	23.810	18.564	96.697	87.722
9	17:15:42.255	1:03.391	21.314	23.746	18.331	96.697	88.649
10	17:16:46.343	1:04.088	20.913	23.721	19.454	96.281	86.146

Lap	Time of Day	Lap Tm	S1	S2	S3	S3Spd	SFSpd
(117) Lianne MAYHEW							
1	17:07:18.876			25.883	19.704	94.120	85.925
2	17:08:26.523	1:07.647	22.714	25.391	19.542	95.595	87.722
3	17:09:33.890	1:07.367	22.665	25.255	19.447	95.188	88.532
4	17:10:40.188	1:06.298	22.314	24.885	19.099	98.254	89.957
5	17:11:47.162	1:06.974	22.670	24.951	19.353	97.257	89.358
6	17:12:53.314	1:06.152	22.490	24.918	18.744	98.543	89.596
7	17:13:59.626	1:06.312	22.159	24.627	19.526	97.117	84.946
8	17:15:05.873	1:06.247	22.152	24.853	19.242	94.651	86.257
9	17:16:12.029	1:06.156	22.123	24.993	19.040	96.281	88.299

Lap	Time of Day	Lap Tm	S1	S2	S3	S3Spd	SFSpd
(25) Andrew KIRKWOOD							
1	17:07:17.783			25.844	19.809	90.932	83.260
2	17:08:25.012	1:07.229	22.332	25.448	19.449	91.928	83.571
3	17:09:32.630	1:07.618	22.288	25.797	19.533	91.303	83.467
4	17:10:39.616	1:06.986	22.167	25.436	19.383	90.077	83.363
5	17:11:46.571	1:06.955	22.268	25.388	19.299	90.686	83.467
6	17:12:54.082	1:07.511	21.995	25.682	19.834	90.932	84.946
7	17:14:00.304	1:06.222	21.936	25.199	19.087	91.677	84.946
8	17:15:06.330	1:06.026	21.972	24.981	19.073	93.076	84.518
9	17:16:13.679	1:07.349	21.932	25.969	19.448	89.716	84.306

Lap	Time of Day	Lap Tm	S1	S2	S3	S3Spd	SFSpd
(3) Ian RUSSELL							
1	17:07:19.610			26.131	19.803	93.205	85.925
2	17:08:26.794	1:07.184	22.548	25.121	19.515	95.459	86.702
3	17:09:34.095	1:07.301	22.679	24.994	19.628	94.785	87.380
4	17:10:41.106	1:07.011	22.373	25.120	19.518	95.053	87.040
5	17:11:57.817	1:16.711	23.161	25.476	28.074	91.928	26.132


Clerk of the Course :

Sig : Time :

Chief Timekeeper : Ian Sharp (SMART Timing)

Results available at www.mylaps.com and www.smart-timing.co.uk

Printed: 05/09/2016 12:55:45



KMSC National Motorcycle Racing

Lapchart

KMSC Open Post Classics / Classics

Knockhill 1.267 miles

Race 11 - 2nd Race

03/09/2016 16:00

Race (10 Laps) started at 17:06:07

Competitors	Laps										
	1	2	3	4	5	6	7	8	9	10	
Jodie CHALK (87)	1	87	87	87	87	87	87	87	87	87	87
Neil MUNRO (51)	2	51	51	51	51	51	51	51	51	51	51
Mark BOWRAN (48)	3	48	48	48	48	48	48	48	48	48	48
Jimmy SHANKS (111)	4	111	111	111	111	111	111	111	111	111	111
Andrew BARTON (13)	5	13	13	12	12	13	12	13	12	12	12
Dan JAMES (12)	6	12	12	13	13	12	13	12	13	13	13
Andrew KIRKWOOD (25)	7	25	25	25	25	25	117	117	117	117	
Lianne MAYHEW (117)	8	117	117	117	117	117	25	25	25	25	
Ian RUSSELL (3)	9	3	3	3	3	3					
-	10										

Clerk of the Course :

Sig : Time :

Chief Timekeeper : Ian Sharp (SMART Timing)

Results available at www.mylaps.com and www.smart-timing.co.uk

Printed: 05/09/2016 12:56:05

Orbits



KMSC National Motorcycle Racing

KMSC Open Post Classics / Classics

Knockhill 1.267 miles

Race 19 - 3rd Race

04/09/2016 11:00

Race (10 Laps) started at 10:33:49

POLE POSITION

1	1 87 Jodie CHALK	2 51 Neil MUNRO	3 48 Mark BOWRAN
2	4 111 Jimmy SHANKS	5 12 Dan JAMES	6 13 Andrew BARTON
3	7 117 Lianne MAYHEW	8 25 Andrew KIRKWOOD	9 118 Rod WALKER
4	10 3 Rishon HICKEY	11 21 Grant REID	12 298 Alex McGUINNESS

Clerk of the Course :

Sig : Time :

Chief Timekeeper : Ian Sharp (SMART Timing)

Results available at www.mylaps.com and www.smart-timing.co.uk

Printed: 05/09/2016 12:56:56

Orbits



Race Results

KMSC National Motorcycle Racing

Sorted on Laps

KMSC Superbikes & KMSC Clubman

Knockhill 1.267 miles

Race 12 - 1st Race

03/09/2016 16:15

Race (12 Laps) started at 17:22:25

Pos	No.	Name	Make/Model	CC	Class	Laps	Total Tm	Diff	Best Tm	In Lap	Avg. Speed
1	79	Bruce BIRNIE	BMW	S1000RR	SB	12	10:29.893		51.300	9	86.893
2	112	William MONIE	Kawasaki	ZX10R	SB	12	10:34.071	4.178	52.076	3	86.320
3	3	Adrian CLARK	Kawasaki	ZX10R	SB	12	10:34.485	4.592	52.052	3	86.264
4	55	Donald MacFADYEN	BMW	S1000RR	SB	12	10:35.882	5.989	52.131	5	86.074
5	119	Kristopher DUNCAN	Kawasaki	ZX10	SB	12	10:35.996	6.103	52.038	11	86.059
6	155	Scott SHAND	Yamaha	YZF R1	SB	12	10:38.451	8.558	52.076	3	85.728
7	94	Greg GILFILLAN	Kawasaki	ZX10R	SB	12	10:44.585	14.692	52.334	7	84.912
8	31	Torquil PATERSON	MV Agusta	F3 800	SB	12	10:50.404	20.511	53.357	2	84.152
9	69	Rodney SCOTT	BMW	S1000RR	C	12	10:51.247	21.354	53.235	11	84.044
10	2	Adam LYON	Yamaha	R6	C	12	10:53.164	23.271	53.271	10	83.797
11	77	Angus MEARNES	Yamaha	R6 600	C	12	10:53.970	24.077	53.341	11	83.694
12	63	Kenny PATERSON	BMW	S1000RR	C	12	10:56.378	26.485	53.532	8	83.387
13	44	David PRENTICE	Yamaha	R1	C	12	11:01.124	31.231	53.965	3	82.788
14	7	James LAING	BMW	S1000RR	SB	12	11:05.295	35.402	53.795	10	82.269
15	4	Daniel MacLEAN	Kawasaki	ZX10R	C	12	11:08.629	38.736	54.439	10	81.859
16	67	Des BURNS	Kawasaki	ZX10R	C	12	11:09.367	39.474	54.405	11	81.768
17	33	Graeme BODEL	BMW	S1000RR	C	12	11:11.523	41.630	54.912	7	81.506
18	105	James VEVERS	Kawasaki	ZX10R	SB	12	11:11.995	42.102	54.051	10	81.449
19	71	Gavin JONES	Honda	CBR1000RR	C	12	11:19.793	49.900	55.311	5	80.514
20	122	David SUDDER	Suzuki	GSXR 1000	C	11	10:37.692	1 Lap	56.141	9	78.677
21	6	Calum MacLEAN	Suzuki	GSXR1000	C	11	10:39.051	1 Lap	56.570	10	78.510
22	144	Aran SADLER	Kawasaki	ZX10	C	11	10:40.113	1 Lap	56.844	11	78.380
23	82	Geraint JONES	Suzuki	GSXR1000	C	11	10:47.537	1 Lap	57.044	6	77.481
24	5	Kyle DUNCAN	Ducati		SB	11	10:58.285	1 Lap	58.224	9	76.216

Not classified

DNF	17	Matthew PAULO	Yamaha	R1	SB	10	8:53.200	DNF	50.870	9	85.542
DNF	22	Steven WATSON	Suzuki	GSXR750	C	10	9:19.461	DNF	54.717	6	81.527
DNF	36	Craig MARTIN	Honda	CBR900 RR-Y	C	10	9:55.253	DNF	58.063	8	76.624
DNF	26	Steven MacINTYRE	Suzuki	GSXR1000	C	2	2:07.399	DNF	59.296	2	71.603
DNF	23	Alex MacLEOD	Suzuki	GSXR	C	2	2:26.027	DNF	1:13.445	2	62.469
DNS	34	John DEAN	Suzuki	GSXR1000K9	SB			DNS		0	-
DNS	14	James ROTHERY	Yamaha	R1	C			DNS		0	-

Margin of Victory	Avg. Speed	Best Lap Tm	Best Speed	Best Lap by
4.178	86.893	50.870	89.662	17 - Matthew PAULO

Clerk of the Course :

Orbits

Sig :

Time :

Chief Timekeeper : Ian Sharp (SMART Timing)

Results available at www.mylaps.com and www.smart-timing.co.uk

Printed: 05/09/2016 17:04:10



KMSC National Motorcycle Racing

KMSC Superbikes & KMSC Clubman

Knockhill 1.267 miles

Race 12 - 1st Race

03/09/2016 16:15

Race (12 Laps) started at 17:22:25

Lap	Time of Day	Lap Tm	S1	S2	S3	S3Spd	SFSpd
(79) Bruce BIRNIE							
1	17:23:21.439			20.317	15.007	138.652	130.053
2	17:24:13.289	51.850	17.488	19.714	14.648	137.516	130.560
3	17:25:05.440	52.151	17.545	19.633	14.973	133.947	128.559
4	17:25:57.846	52.406	17.570	19.759	15.077	133.947	126.618
5	17:26:49.901	52.055	17.531	19.633	14.891	136.675	127.098
6	17:27:41.379	51.478	17.124	19.570	14.784	127.824	126.857
7	17:28:32.735	51.356	16.901	19.733	14.722	132.886	127.581
8	17:29:24.593	51.858	16.948	19.756	15.154	135.025	129.053
9	17:30:15.893	51.300	16.797	19.700	14.803	132.624	128.068
10	17:31:08.390	52.497	17.311	20.222	14.964	130.814	127.098
11	17:32:00.819	52.429	17.098	20.035	15.296	132.886	125.201
12	17:32:54.918	54.099	17.383	20.265	16.451	127.581	103.242

(112) William MONIE							
1	17:23:21.784			20.362	15.045	139.808	127.581
2	17:24:14.340	52.556	17.501	19.912	15.143	139.517	131.070
3	17:25:06.416	52.076	17.472	19.765	14.839	139.808	129.053
4	17:25:58.747	52.331	17.512	19.884	14.935	140.392	131.070
5	17:26:50.899	52.152	17.456	19.891	14.805	142.782	131.070
6	17:27:43.157	52.258	17.389	19.915	14.954	139.517	130.053
7	17:28:35.266	52.109	17.457	19.906	14.746	141.877	131.584
8	17:29:27.666	52.400	17.563	19.947	14.890	137.516	130.053
9	17:30:20.788	53.122	17.544	20.389	15.189	139.517	130.306
10	17:31:12.920	52.132	17.225	19.837	15.070	140.099	131.842
11	17:32:05.686	52.766	17.452	20.560	14.754	135.845	131.584
12	17:32:59.096	53.410	18.271	20.275	14.864	139.808	129.551

(3) Adrian CLARK							
1	17:23:20.763			20.331	14.949	133.947	128.559
2	17:24:13.063	52.300	17.575	19.842	14.883	135.571	125.435
3	17:25:05.115	52.052	17.530	19.742	14.780	135.571	128.068
4	17:25:57.359	52.244	17.556	19.700	14.988	135.298	128.313
5	17:26:49.891	52.532	17.728	19.794	15.010	137.234	130.053
6	17:27:42.567	52.676	17.840	19.749	15.087	135.025	129.302
7	17:28:34.645	52.078	17.467	19.848	14.763	136.954	129.302
8	17:29:27.432	52.787	17.785	15.660	129.551	129.053	129.053
9	17:30:20.917	53.485	17.538	20.433	15.514	136.398	129.053
10	17:31:13.276	52.359	17.655	19.692	15.012	139.517	129.053
11	17:32:06.497	53.221	17.470	20.558	15.193	135.025	129.053
12	17:32:59.510	53.013	17.929	20.089	14.995	138.652	129.802

(55) Donald MacFADYEN							
1	17:23:21.086			20.475	14.791	138.652	131.326
2	17:24:13.582	52.496	17.631	19.805	15.060	140.099	130.306
3	17:25:05.981	52.399	17.573	19.774	15.052	139.227	130.053
4	17:25:58.447	52.466	17.562	19.782	15.122	137.516	128.559
5	17:26:50.578	52.131	17.433	19.880	14.818	138.939	130.814
6	17:27:42.901	52.323	17.558	19.641	15.124	141.279	130.560
7	17:28:35.035	52.134	17.462	19.879	14.793	140.099	131.070
8	17:29:27.275	52.240	17.523	19.830	14.887	138.366	129.551
9	17:30:19.964	52.689	17.454	20.351	14.894	138.366	130.306
10	17:31:12.468	52.504	17.345	20.125	15.034	140.687	130.814
11	17:32:07.228	54.760	17.867	21.261	15.632	136.954	125.905
12	17:33:00.907	53.679	17.650	20.767	15.262	135.845	124.044

(119) Kristopher DUNCAN							
1	17:23:23.748			21.045	15.635	138.939	129.053
2	17:24:16.578	52.830	17.643	20.074	15.113	141.279	129.053
3	17:25:09.465	52.887	17.943	20.130	14.814	140.099	129.053
4	17:26:01.868	52.403	17.292	19.824	15.287	142.177	128.805
5	17:26:54.468	52.600	17.416	20.405	14.779	138.366	129.802
6	17:27:46.578	52.110	17.450	19.744	14.916	141.577	130.814
7	17:28:39.030	52.452	17.551	19.939	14.962	140.392	129.302
8	17:29:31.608	52.578	17.410	19.955	15.213	139.227	128.805

9	17:30:23.897	52.289	17.629	20.024	14.636	141.877	129.802
10	17:31:16.350	52.453	17.467	20.060	14.926	139.808	129.053
11	17:32:08.388	52.038	17.378	19.899	14.761	141.877	129.053
12	17:33:01.021	52.633	17.881	20.083	14.669	139.808	129.302
(155) Scott SHAND							
1	17:23:23.073			20.817	15.058	137.798	128.805
2	17:24:15.455	52.382	17.397	19.966	15.019	137.798	129.551
3	17:25:07.531	52.076	17.346	19.787	14.943	138.366	129.302
4	17:25:59.625	52.094	17.305	19.898	14.891	136.954	129.551
5	17:26:51.722	52.097	17.378	19.918	14.801	136.675	129.302
6	17:27:44.004	52.282	17.485	19.963	14.834	137.234	129.551
7	17:28:36.296	52.292	17.302	19.986	15.004	135.571	127.339
8	17:29:29.129	52.833	17.548	20.120	15.165	133.947	127.581
9	17:30:23.418	54.289	17.966	21.194	15.129	131.584	126.857
10	17:31:16.718	53.300	17.579	20.388	15.333	134.484	127.824
11	17:32:10.063	53.345	17.613	20.822	14.910	132.102	128.313
12	17:33:03.476	53.413	17.557	20.594	15.262	133.415	126.857

(94) Greg GILFILLAN							
1	17:23:23.425			21.070	15.599	134.215	128.068
2	17:24:16.431	53.006	17.740	20.062	15.204	137.234	128.805
3	17:25:08.960	52.529	17.574	19.908	15.047	137.234	127.824
4	17:26:01.438	52.478	17.400	19.987	15.091	135.845	127.339
5	17:26:53.999	52.561	17.475	20.340	14.746	135.571	128.805
6	17:27:46.345	52.346	17.381	20.043	14.922	134.484	126.618
7	17:28:38.679	52.334	17.438	20.150	14.746	134.484	128.805
8	17:29:31.954	53.275	17.485	20.130	15.660	134.215	124.044
9	17:30:25.993	54.039	17.853	20.671	15.515	132.886	125.905
10	17:31:19.894	53.901	17.674	20.792	15.435	131.326	123.587
11	17:32:14.611	54.717	17.748	20.604	16.365	133.680	115.504
12	17:33:09.610	54.999	18.451	20.723	15.825	130.053	116.506

(31) Torquil PATERSON							
1	17:23:23.054			21.006	15.397	130.306	122.908
2	17:24:16.411	53.357	17.658	20.398	15.301	130.306	122.908
3	17:25:10.309	53.898	17.862	20.477	15.559	130.814	123.815
4	17:26:03.745	53.436	17.511	20.415	15.510	130.814	122.459
5	17:26:57.106	53.361	17.648	20.367	15.346	129.053	120.697
6	17:27:50.716	53.610	17.523	20.620	15.467	128.805	123.360
7	17:28:44.712	53.996	17.667	20.792	15.537	129.053	123.133
8	17:29:38.645	53.933	17.862	20.642	15.429	129.551	122.236
9	17:30:32.235	53.590	17.459	20.698	15.433	130.306	120.480
10	17:31:25.940	53.705	17.822	20.544	15.339	129.551	123.587
11	17:32:20.466	54.526	18.047	21.013	15.466	127.824	121.572
12	17:33:15.429	54.963	17.826	20.877	16.260	129.551	114.129

(69) Rodney SCOTT							
1	17:23:25.144			21.566	15.762	129.302	131.070
2	17:24:19.300	54.156	17.894	20.772	15.490	132.362	128.805
3	17:25:13.297	53.997	17.970	20.798	15.229	133.947	130.053
4	17:26:07.404	54.107	18.072	20.726	15.309	133.947	128.805
5	17:27:01.310	53.906	17.937	20.737	15.232	133.150	130.053
6	17:27:55.076	53.766	17.819	20.660	15.287	136.954	129.053
7	17:28:48.813	53.737	17.844	20.519	15.374	137.798	128.068
8	17:29:42.517	53.704	17.906	20.302	15.496	136.121	123.360
9	1						

KMSC National Motorcycle Racing

KMSC Superbikes & KMSC Clubman

Knockhill 1.267 miles

Race 12 - 1st Race

03/09/2016 16:15

Race (12 Laps) started at 17:22:25

Lap	Time of Day	Lap Tm	S1	S2	S3	S3Spd	SFSpd
5	17:27:01.078	53.817	17.865	20.536	15.416	131.326	122.014
6	17:27:55.796	54.718	17.730	21.132	15.856	131.070	119.835
7	17:28:49.495	53.699	17.762	20.611	15.326	131.070	120.697
8	17:29:43.419	53.924	17.947	20.608	15.369	130.560	121.352
9	17:30:36.892	53.473	17.795	20.353	15.325	131.326	121.572
10	17:31:30.163	53.271	17.657	20.399	15.215	131.842	121.792
11	17:32:23.530	53.367	17.735	20.294	15.338	130.560	121.572
12	17:33:18.189	54.659	17.653	20.772	16.234	127.581	117.526

Lap	Time of Day	Lap Tm	S1	S2	S3	S3Spd	SFSpd
1	17:23:27.893			22.138	16.274	126.618	124.735
2	17:24:23.248	55.355	18.337	21.155	15.863	131.584	125.435
3	17:25:17.896	54.648	17.946	21.090	15.612	132.362	127.098
4	17:26:13.325	55.429	18.375	21.038	16.016	129.802	124.968
5	17:27:08.446	55.121	18.210	21.060	15.851	132.102	124.968
6	17:28:03.265	54.819	18.272	20.899	15.648	132.624	126.618
7	17:28:58.386	55.121	18.410	20.925	15.786	129.551	126.380
8	17:29:53.722	55.336	18.235	21.132	15.969	129.302	124.044
9	17:30:49.343	55.621	18.739	21.179	15.703	130.053	127.581
10	17:31:43.782	54.439	18.179	20.806	15.454	130.814	127.339
11	17:32:38.951	55.169	18.315	20.913	15.941	130.814	125.435
12	17:33:33.654	54.703	18.002	21.090	15.611	129.551	126.142

(77) Angus MEARNS

1	17:23:25.101			21.729	15.709	127.098	120.697
2	17:24:19.672	54.571	18.159	21.024	15.388	128.068	122.236
3	17:25:13.714	54.042	17.975	20.851	15.216	129.053	122.014
4	17:26:07.676	53.962	17.926	20.767	15.269	130.053	121.792
5	17:27:01.657	53.981	18.056	20.726	15.199	128.805	121.792
6	17:27:56.799	55.142	17.820	20.752	16.570	128.559	115.504
7	17:28:51.230	54.431	18.212	20.822	15.397	128.068	121.133
8	17:29:44.798	53.568	17.804	20.507	15.257	129.551	120.915
9	17:30:38.297	53.499	17.768	20.509	15.222	129.551	119.621
10	17:31:31.993	53.696	17.833	20.647	15.216	127.098	119.835
11	17:32:25.334	53.341	17.652	20.459	15.230	127.581	120.265
12	17:33:18.995	53.661	17.766	20.609	15.286	127.824	120.049

(67) Des BURNS

1	17:23:28.256			21.993	16.218	127.581	125.670
2	17:24:24.401	56.145	19.047	21.446	15.652	133.150	126.380
3	17:25:19.306	54.905	18.473	20.835	15.597	131.326	127.339
4	17:26:14.309	55.003	18.455	20.925	15.623	133.947	126.618
5	17:27:09.262	54.953	18.406	21.045	15.502	131.070	127.098
6	17:28:04.167	54.905	18.419	20.886	15.600	133.947	126.380
7	17:28:59.575	55.408	18.484	20.813	16.111	130.053	126.142
8	17:29:55.075	55.500	18.572	21.396	15.532	134.215	127.824
9	17:30:50.063	54.988	18.432	20.799	15.757	128.805	126.618
10	17:31:45.125	55.062	18.575	20.935	15.552	133.947	128.313
11	17:32:39.530	54.405	18.226	20.736	15.443	132.886	126.857
12	17:33:34.392	54.862	18.099	21.137	15.626	123.587	126.618

(63) Kenny PATERSON

1	17:23:25.811			21.786	15.864	131.070	125.670
2	17:24:20.356	54.545	18.137	20.652	15.756	129.551	124.735
3	17:25:14.078	53.722	17.808	20.618	15.296	132.886	126.857
4	17:26:08.126	54.048	17.959	20.594	15.495	134.754	125.905
5	17:27:02.185	54.059	18.154	20.604	15.301	134.484	125.435
6	17:27:56.765	54.580	17.768	20.453	16.359	133.680	121.133
7	17:28:50.952	54.187	18.017	20.730	15.440	133.150	124.273
8	17:29:44.484	53.532	17.816	20.512	15.204	134.484	124.044
9	17:30:38.219	53.735	17.864	20.478	15.393	132.886	123.587
10	17:31:32.735	54.516	18.391	20.747	15.378	129.302	123.133
11	17:32:26.746	54.011	17.986	20.465	15.560	131.584	122.683
12	17:33:21.403	54.657	17.905	21.206	15.546	129.053	123.815

(33) Graeme BODEL

1	17:23:26.502			21.924	15.714	131.842	126.857
2	17:24:21.552	55.050	18.288	21.212	15.550	133.150	124.735
3	17:25:17.337	55.785	18.484	21.393	15.908	132.624	123.360
4	17:26:12.603	55.266	18.383	21.248	15.635	132.362	123.815
5	17:27:07.761	55.158	18.359	21.190	15.609	131.070	124.044
6	17:28:02.826	55.065	18.405	20.955	15.705	130.560	124.735
7	17:28:57.738	54.912	18.378	21.058	15.476	130.306	124.968
8	17:29:53.306	55.568	18.473	21.384	15.711	130.053	124.735
9	17:30:49.198	55.892	18.509	21.363	16.020	130.814	122.683
10	17:31:45.100	55.902	18.845	21.157	15.900	130.560	124.273
11	17:32:40.577	55.477	18.673	20.983	15.821	132.362	124.273
12	17:33:36.548	55.971	18.669	21.498	15.804	129.802	123.360

(44) David PRENTICE

1	17:23:25.598			21.285	15.901	131.584	123.587
2	17:24:20.512	54.914	17.899	20.872	16.143	131.584	122.908
3	17:25:14.477	53.965	17.904	20.713	15.348	131.842	123.360
4	17:26:08.701	54.224	18.242	20.490	15.492	133.150	122.908
5	17:27:02.956	54.255	18.276	20.447	15.532	132.102	122.908
6	17:27:57.169	54.213	18.018	20.608	15.587	130.306	122.459
7	17:28:51.876	54.707	18.210	20.921	15.576	130.814	122.459
8	17:29:46.729	54.853	18.410	20.704	15.739	128.068	120.049
9	17:30:41.142	54.413	18.146	20.888	15.379	131.326	122.236
10	17:31:35.973	54.831	18.336	20.887	15.608	127.824	121.352
11	17:32:30.808	54.835	18.186	21.121	15.528	131.584	122.236
12	17:33:26.149	55.341	18.273	21.087	15.981	130.814	120.915

(105) James VEVERS

1	17:23:29.487			22.402	16.557	132.624	124.968
2	17:24:26.347	56.860	18.779	21.814	16.267	122.908	125.435
3	17:25:21.659	55.312	18.423	21.270	15.619	136.675	127.098
4	17:26:17.558	55.899	19.003	21.085	15.811	137.234	125.670
5	17:27:13.337	55.779	18.455	21.502	15.822	131.326	123.133
6	17:28:08.415	55.078	18.170	21.010	15.898	137.798	125.201
7	17:29:03.758	55.343	18.577	21.152	15.614	136.398	126.142
8	17:29:58.431	54.673	18.076	21.096	15.501	135.298	124.044
9	17:30:52.818	54.387	18.117	20.835	15.435	135.845	124.968
10	17:31:46.869	54.051	18.068	20.620	15.363	136.398	125.905
11	17:32:40.949	54.080	17.801	20.575	15.704	137.798	126.618
12	17:33:37.020	56.071	18.517	21.605	15.949	132.886	125.670

(7) James LAING

1	17:23:28.943			22.301	15.851	123.587	123.360
2	17:24:24.766	55.823	18.874	21.485	15.464	132.886	127.581
3	17:25:19.598	54.832	18.387	20.782	15.663	133.680	126.618
4	17:26:14.749	55.151	18.365	20.914	15.872	130.306	127.339
5	17:27:09.521	54.772	18.394	20.774	15.604	129.053	127.098
6	17:28:04.297	54.776	18.402	20.768	15.606	126.618	125.201
7	17:28:58.874	54.577	18.666	20.753	15.158	132.362	126.618
8	17:29:53.702	54.828	18.112	21.004	15.712	125.670	125.905
9	17:30:48.517	54.815	18.317	21.287	15.211	131.584	125.905
10	17:31:42.312	53.795	18.115	20.554	15.126	131.070	127.339
11	17:32:36.183	53.871	18.041	20.632	15.198	131.070	126.618
12	17:33:30.320	54.137	18.054	20.810	15.273	130.053	125.905

(71) Gavin JONES

1	17:23:28.837			22.394	16.401	129.551	123.360
2	17:24:25.791	56.954	18.814	22.274	15.866	130.814	122.683
3	17:25:21.516	55.725	18.668	21.267	15.790	131.584	121.572
4	17:26:17.303	55.787	18.808	21.198	15.781	130.053	122.014
5	17:27:12.614	55.311	18.410	21.225	15.676	131.326	121.133
6	17:28:08.168	55.554	18.510	21.248	15.796	129.551	118.985
7	17:29:03.591	55.423	18.526	21.140	15.757	130.814	119.409
8	17:29:59.247	55.656	18.650	21.212	15.794	132.362	121.572
9	17:30:55.109						

Race Results

KMSC National Motorcycle Racing

KMSC Superbikes & KMSC Clubman

Knockhill 1.267 miles

Race 12 - 1st Race

03/09/2016 16:15

Race (12 Laps) started at 17:22:25

Lap	Time of Day	Lap Tm	S1	S2	S3	S3Spd	SFSpd
11	17:32:48.448	57.287	18.977	21.676	16.634	125.905	119.621
12	17:33:44.818	56.370	18.670	21.685	16.015	128.068	120.697

Lap	Time of Day	Lap Tm	S1	S2	S3	S3Spd	SFSpd
11	17:33:23.310	59.613	19.914	23.065	16.634	121.792	107.890

(122) David SUDDER

1	17:23:30.967			23.554	16.809	122.014	120.915
2	17:24:29.228	58.261	18.980	22.761	16.520	122.683	121.572
3	17:25:26.777	57.549	18.843	22.412	16.294	120.697	119.621
4	17:26:23.579	56.802	18.519	21.913	16.370	119.196	121.133
5	17:27:20.133	56.554	18.403	21.843	16.308	122.683	118.565
6	17:28:17.037	56.904	18.586	22.119	16.199	122.683	120.049
7	17:29:14.438	57.401	18.873	22.232	16.296	124.968	118.985
8	17:30:12.197	57.759	19.291	22.460	16.008	122.459	120.480
9	17:31:08.338	56.141	18.417	21.618	16.106	125.435	120.265
10	17:32:04.972	56.634	18.373	21.740	16.521	119.621	120.915
11	17:33:02.717	57.745	18.827	22.710	16.208	124.735	122.014

(17) Matthew PAULO

1	17:23:22.130				20.426	15.286	139.227	125.670
2	17:24:13.882	51.752	17.476	19.691	14.585	141.877	128.559	
3	17:25:05.728	51.846	17.531	19.654	14.661	139.517	130.053	
4	17:25:58.096	52.368	17.522	19.684	15.162	138.652	126.857	
5	17:26:50.166	52.070	17.449	19.691	14.930	140.982	129.802	
6	17:27:41.689	51.523	17.436	19.519	14.568	138.939	128.805	
7	17:28:32.968	51.279	16.994	19.504	14.781	136.954	130.814	
8	17:29:24.289	51.321	17.014	19.708	14.599	140.687	129.053	
9	17:30:15.159	50.870	16.829	19.447	14.594	139.517	128.068	
10	17:31:18.225	1:03.066	17.281	20.817	24.968	121.352	22.111	

(6) Calum MacLEAN

1	17:23:32.871			23.319	17.468	122.236	121.352
2	17:24:30.940	58.069	19.308	22.496	16.265	119.621	123.587
3	17:25:28.194	57.254	19.240	21.569	16.445	123.133	121.792
4	17:26:25.093	56.899	18.921	21.567	16.411	123.133	123.133
5	17:27:22.343	57.250	18.834	21.722	16.694	118.985	123.815
6	17:28:19.575	57.232	18.949	21.964	16.319	121.572	125.201
7	17:29:17.023	57.448	19.029	21.792	16.627	121.572	121.572
8	17:30:13.648	56.625			15.973	125.905	123.815
9	17:31:10.674	57.026		22.322	16.077	122.014	124.044
10	17:32:07.244	56.570	18.679	21.587	16.304	127.581	120.480
11	17:33:04.076	56.832	19.384	21.423	16.025	125.905	123.133

(22) Steven WATSON

1	17:23:28.185				22.159	16.334	128.559	125.670
2	17:24:23.967	55.782	18.619	21.375	15.788	120.265	124.273	
3	17:25:18.922	54.955	18.295	21.050	15.610	126.380	115.703	
4	17:26:14.636	55.714	18.533	21.078	16.103	128.805	124.735	
5	17:27:10.055	55.419	18.878	20.906	15.635	124.735	125.435	
6	17:28:04.772	54.717	18.324	20.785	15.608	132.624	114.910	
7	17:28:59.730	54.958	18.546	20.872	15.540	132.886	125.670	
8	17:29:54.697	54.967	18.606	20.949	15.412	134.215	126.857	
9	17:30:49.743	55.046	18.143	21.081	15.822	132.362	124.735	
10	17:31:44.486	54.743	18.601	21.022	15.120	133.150	124.504	

(144) Aran SADLER

1	17:23:28.043			22.947	16.622	126.380	124.273
2	17:24:26.265	58.222	19.033	22.666	16.523	129.302	122.014
3	17:25:23.525	57.260	18.896	22.161	16.203	127.339	124.044
4	17:26:20.735	57.210	18.972	21.967	16.271	127.581	123.587
5	17:27:17.741	57.006	18.689	22.212	16.105	125.905	122.683
6	17:28:16.548	58.807	19.143	23.297	16.367	124.044	121.792
7	17:29:14.414	57.866	19.162	22.159	16.545	124.968	121.352
8	17:30:12.629	58.215	19.080	22.508	16.627	122.683	113.357
9	17:31:10.951	58.322	19.354	22.412	16.556	125.905	124.735
10	17:32:08.294	57.343	19.183	22.080	16.080	128.068	125.670
11	17:33:05.138	56.844	18.952	21.893	15.999	125.435	124.044

(36) Craig MARTIN

1	17:23:32.351				23.585	17.043	116.506	111.105
2	17:24:31.830	59.479	19.327	23.066	17.086	112.220	110.193	
3	17:25:30.545	58.715	19.172	22.594	16.949	116.506	108.764	
4	17:26:29.418	58.873	19.250	22.780	16.843	112.408	108.588	
5	17:27:28.674	59.256	20.002	22.480	16.774	115.903	108.588	
6	17:28:26.928	58.254	19.137	22.429	16.688	117.116	108.588	
7	17:29:25.443	58.515	19.074	22.156	17.285	115.504	109.653	
8	17:30:23.506	58.063	18.869	22.047	17.147	118.985	106.520	
9	17:31:21.935	58.429	19.268	22.020	17.141	114.129	106.351	
10	17:32:20.278	58.343	19.035	22.348	16.960	116.103	110.193	

(82) Geraint JONES

1	17:23:31.407			23.392	16.482	123.360	123.360
2	17:24:29.475	58.068	19.313	22.543	16.212	125.435	124.044
3	17:25:27.127	57.652	19.245	22.135	16.272	123.360	123.360
4	17:26:24.291	57.164	19.120	22.002	16.042	127.581	124.044
5	17:27:21.896	57.605	18.913	22.169	16.523	120.915	121.792
6	17:28:18.940	57.044	18.970	22.163	15.911	126.142	122.908
7	17:29:16.869	57.929	19.286	22.126	16.517	126.380	120.480
8	17:30:14.805	57.936	19.013	22.582	16.341	124.044	123.360
9	17:31:14.215	59.410	19.381	22.519	17.510	125.201	120.697
10	17:32:13.644	59.429	19.695	23.053	16.681	125.670	120.915
11	17:33:12.562	58.918	19.135	22.613	17.170	120.915	121.572

(26) Steven MacINTYRE

1	17:23:33.128				23.911	16.867	121.133	120.049
2	17:24:32.424	59.296	19.700		22.734	16.862	125.670	116.506

(23) Alex MacLEOD

1	17:23:37.607				26.054	18.235	112.408	118.565
2	17:24:51.052	1:13.445	21.928		25.925	25.592	108.413	30.379

(5) Kyle DUNCAN

1	17:23:31.542			23.565	16.798	123.133	113.935
2	17:24:30.803	59.261	19.959	22.779	16.523	123.360	115.305
3	17:25:30.124	59.321	19.928	22.569	16.824	122.908	112.786
4	17:26:29.770	59.646	20.017	22.891	16.738	122.236	114.714
5	17:27:28.173	58.403	19.443	22.393	16.567	122.014	112.220
6	17:28:26.626	58.453	19.401	22.524	16.528	121.792	113.357
7	17:29:27.295	1:00.669	19.388	23.074	18.207	122.014	113.742
8	17:30:26.576	59.281	19.553	22.969	16.759	122.683	113.935
9	17:31:24.800	58.224	19.411	22.468	16.345	121.572	114.129
10	17:32:23.697	58.897	19.704	22.584	16.609	122.908	114.518

Clerk of the Course :

Sig : Time :

Chief Timekeeper : Ian Sharp (SMART Timing)

 Results available at www.mylaps.com and www.smart-timing.co.uk

Printed: 05/09/2016 17:04:41

Orbits



KMSC National Motorcycle Racing

Lapchart

KMSC Superbikes & KMSC Clubman

Knockhill 1.267 miles

Race 12 - 1st Race

03/09/2016 16:15

Race (12 Laps) started at 17:22:25

Competitors	Laps												
	1	2	3	4	5	6	7	8	9	10	11	12	
Adrian CLARK (3)	1	3	3	3	3	3	79	79	17	17	79	79	
Donald MacFADYEN (55)	2	55	79	79	79	79	17	17	79	79	55	112	112
Bruce BIRNIE (79)	3	79	55	17	17	17	3	3	55	55	112	3	3
William MONIE (112)	4	112	17	55	55	55	55	55	3	112	3	55	55
Matthew PAULO (17)	5	17	112	112	112	112	112	112	3	119	119	119	119
Torquil PATERSON (31)	6	31	155	155	155	155	155	155	155	155	155	155	155
Scott SHAND (155)	7	155	31	94	94	94	94	94	119	119	17	94	94
Greg GILFILLAN (94)	8	94	94	119	119	119	119	119	94	94	94	31	31
Kristopher DUNCAN (119)	9	119	119	31	31	31	31	31	31	31	31	69	69
Adam LYON (2)	10	2	2	2	2	2	69	69	69	69	69	2	2
Angus MEARNS (77)	11	77	69	69	69	69	2	2	2	2	2	77	77
Rodney SCOTT (69)	12	69	77	77	77	77	63	63	63	63	77	63	63
David PRENTICE (44)	13	44	63	63	63	63	77	77	77	77	63	44	44
Kenny PATERSON (63)	14	63	44	44	44	44	44	44	44	44	44	7	7
Graeme BODEL (33)	15	33	33	33	33	33	33	33	33	7	7	4	4
Daniel MacLEAN (4)	16	4	4	4	4	4	4	4	7	33	4	67	67
Aran SADLER (144)	17	144	22	22	67	67	67	7	4	4	22	33	33
Steven WATSON (22)	18	22	67	67	22	7	7	67	22	22	33	105	105
Des BURNS (67)	19	67	7	7	7	22	22	22	67	67	67	71	71
Gavin JONES (71)	20	71	71	71	71	71	71	71	105	105	105	122	122
James LAING (7)	21	7	144	105	105	105	105	105	71	71	71	6	6
James VEVERS (105)	22	105	105	144	144	144	144	144	122	122	122	144	144
David SUDDER (122)	23	122	122	122	122	122	122	122	144	6	6	82	82
Geraint JONES (82)	24	82	82	82	82	82	82	82	6	144	144	5	5
Kyle DUNCAN (5)	25	5	5	6	6	6	6	6	82	82	82		
Craig MARTIN (36)	26	36	6	5	36	5	5	36	36	36	36		
Calum MacLEAN (6)	27	6	36	36	5	36	36	5	5	5	5		
Steven MacINTYRE (26)	28	26	26										
Alex MacLEOD (23)	29	23	23										
-	30												
-	31												

Clerk of the Course :

Sig : Time :
 Chief Timekeeper : Ian Sharp (SMART Timing)
 Results available at www.mylaps.com and www.smart-timing.co.uk

Printed: 05/09/2016 17:06:04

Orbits



KMSC National Motorcycle Racing

KMSC Superbikes & KMSC Clubman

Knockhill 1.267 miles

Race 20 - 2nd Race

04/09/2016 11:15

Race (10 Laps) started at 10:50:23

POLE POSITION

1	1 79 Bruce BIRNIE	2 112 William MONIE	3 3 Adrian CLARK
2	4 55 Donald MacFADYEN	5 119 Kristopher DUNCAN	6 155 Scott SHAND
3	7 94 Greg GILFILLAN	8 31 Torquil PATERSON	9 69 Rodney SCOTT
4	10 2 Adam LYON	11 77 Angus MEARNS	12 63 Kenny PATERSON
5	13 44 David PRENTICE	14 7 James LAING	15 4 Daniel MacLEAN
6	16 67 Des BURNS	17 33 Graeme BODEL	18 71 Gavin JONES
7	19 122 David SUDDER	20 6 Calum MacLEAN	21 144 Aran SADLER
8	22 82 Geraint JONES	23 5 Kyle DUNCAN	24 17 Matthew PAULO
9	25 22 Steven WATSON	26 36 Craig MARTIN	27 26 Steven MacINTYRE
10	28 23 Alex MacLEOD	29	30 14 James ROTHERY

Clerk of the Course :

Sig : Time :

Chief Timekeeper : Ian Sharp (SMART Timing)

Results available at www.mylaps.com and www.smart-timing.co.uk

Printed: 05/09/2016 17:06:51


Orbits





KMSC National Motorcycle Racing

KMSC Superbikes & KMSC Clubman	Knockhill 1.267 miles
Race 20 - 2nd Race	04/09/2016 11:15
Race (10 Laps) started at 10:50:23	



11

31
34 John DEAN

32
105 James VEVERS

33
16 Bob STORRAR

Clerk of the Course :

Sig : Time :
 Chief Timekeeper : Ian Sharp (SMART Timing)
 Results available at www.mylaps.com and www.smart-timing.co.uk



Race Results

KMSC National Motorcycle Racing

Sorted on Laps

KMSC 125's

Knockhill 1.267 miles

Race 131- 2nd Race

03/09/2016 16:30

Race (10 Laps) started at 17:41:49

Pos	No.	Name	Make/Model	CC	Class	Laps	Total Tm	Diff	Best Tm	In Lap	Avg. Speed
1	9	Rishon HICKEY	Aprilia	RS125	F125	10	11:02.640		1:04.886	8	68.832
2	27	James McLAREN	Aprilia	RS125	F125	10	11:29.289	26.649	1:07.870	2	66.171
3	20	Jack HART	Aprilia	RS125	F125	10	11:48.134	45.494	1:08.923	9	64.410
4	44	Murray PATTISON	Aprilia	RS125	F125	10	11:51.355	48.715	1:08.930	8	64.118
5	8	Cameron McPHERSON	Aprilia	RS125	F125	10	12:06.834	1:04.194	1:10.520	4	62.753
6	23	Keirin KELLAS	Aprilia	RS125	F125	10	12:13.398	1:10.758	1:11.379	10	62.191
7	47	Joel BAVIDGE	Aprilia	RS125	F125	10	12:13.460	1:10.820	1:11.572	9	62.186
8	16	Mia KELLAS	Aprilia	RS125	F125	8	11:15.003	2 Laps	1:21.730	8	54.057
Not classified											
DNF	21	Marc GIBSON	Aprilia	RS125	F125	4	5:00.164	DNF	1:13.826	3	60.781

Margin of Victory	Avg. Speed	Best Lap Tm	Best Speed	Best Lap by
26.649	68.832	1:04.886	70.294	9 - Rishon HICKEY

Clerk of the Course :

Orbits

Sig :

Time :

Chief Timekeeper : Ian Sharp (SMART Timing)

Results available at www.mylaps.com and www.smart-timing.co.uk

Printed: 05/09/2016 12:45:06



KMSC National Motorcycle Racing

KMSC 125's

Knockhill 1.267 miles

Race 131- 2nd Race

03/09/2016 16:30

Race (10 Laps) started at 17:41:49

Lap	Time of Day	Lap Tm	S1	S2	S3	S3Spd	SFSpd
(9) Rishon HICKEY							
1	17:42:58.856				19.452		78.305
2	17:44:05.330	1:06.474			19.646		78.397
3	17:45:11.442	1:06.112			19.441		78.123
4	17:46:17.045	1:05.603			19.235		78.032
5	17:47:24.635	1:07.590			19.446		78.857
6	17:48:30.587	1:05.952			19.405		78.305
7	17:49:35.841	1:05.254			19.272	85.379	78.580
8	17:50:40.727	1:04.886			19.177		79.230
9	17:51:45.832	1:05.105			19.261		79.795
10	17:52:52.445	1:06.613			20.469		76.694

(27) James McLAREN							
1	17:43:01.976				20.544	83.054	72.943
2	17:44:09.846	1:07.870			20.256		72.785
3	17:45:17.787	1:07.941			20.120	83.363	72.864
4	17:46:25.768	1:07.981			20.347	82.139	71.543
5	17:47:34.431	1:08.663			20.637	81.441	70.491
6	17:48:43.531	1:09.100			20.379	81.343	71.927
7	17:49:52.423	1:08.892			20.631	78.214	70.491
8	17:51:01.217	1:08.794			20.537	80.176	70.863
9	17:52:09.994	1:08.777			20.612	79.985	69.112
10	17:53:19.094	1:09.100			20.597	79.795	68.547

(20) Jack HART							
1	17:43:06.836			28.199	21.369	85.270	76.000
2	17:44:19.765	1:12.929	24.745	27.431	20.753	85.706	77.224
3	17:45:30.919	1:11.154	24.084	26.837	20.233	89.002	79.417
4	17:46:41.377	1:10.458	23.482	26.308	20.668	88.532	77.671
5	17:47:51.535	1:10.158	23.552	26.416	20.190	89.358	80.853
6	17:49:00.813	1:09.278	23.081	26.270	19.927	87.722	79.795
7	17:50:10.373	1:09.560	23.548	25.929	20.083	86.927	78.950
8	17:51:19.465	1:09.092	23.026	26.043	20.023	86.479	80.465
9	17:52:28.388	1:08.923	22.816	26.034	20.073	87.266	78.032
10	17:53:37.939	1:09.551	23.181	26.214	20.156	88.416	79.323

(44) Murray PATTISON							
1	17:43:06.984			28.721	21.257	82.240	75.742
2	17:44:19.951	1:12.967	25.378	27.486	20.103	86.590	77.761
3	17:45:30.432	1:10.481	23.362	26.859	20.260	83.885	77.047
4	17:46:41.036	1:10.604	23.501	26.461	20.642	84.625	76.086
5	17:47:51.249	1:10.213	23.366	26.510	20.337	84.306	76.432
6	17:49:01.477	1:10.228	23.705	26.267	20.256	86.927	76.694
7	17:50:13.176	1:11.699	23.781	27.425	20.493	83.885	75.914
8	17:51:22.106	1:08.930	22.753	26.082	20.095	85.054	76.958
9	17:52:31.647	1:09.541	22.785	26.360	20.396	84.518	76.000
10	17:53:41.160	1:09.513	22.663	25.858	20.992	84.732	74.981

(8) Cameron McPHERSON							
1	17:43:07.143				20.706		77.491
2	17:44:20.704	1:13.561			21.005	82.039	75.828
3	17:45:31.994	1:11.290			20.644	83.571	74.564
4	17:46:42.514	1:10.520			20.667	83.054	75.402
5	17:47:53.300	1:10.786			21.216	84.412	73.342
6	17:49:05.726	1:12.426			21.521	79.795	71.543
7	17:50:18.140	1:12.414			21.567	79.606	71.927
8	17:51:30.492	1:12.352			21.333	79.043	72.785
9	17:52:43.440	1:12.948			21.382	78.214	70.863
10	17:53:56.639	1:13.199			22.670	78.950	62.953

(23) Keirin KELLAS							
1	17:43:09.242			28.177	22.765	80.853	71.850
2	17:44:23.406	1:14.164	25.253	27.448	21.463	83.885	74.730
3	17:45:37.041	1:13.635	24.399	27.635	21.601	82.039	73.102
4	17:46:50.871	1:13.830	24.507	27.369	21.954	79.985	72.864

Lap	Time of Day	Lap Tm	S1	S2	S3	S3Spd	SFSpd
5	17:48:04.835	1:13.964	25.433	27.430	21.101	81.540	73.664
6	17:49:16.446	1:11.611	23.601	27.216	20.794	79.230	74.481
7	17:50:28.222	1:11.776	23.838	27.195	20.743	81.739	74.070
8	17:51:40.086	1:11.864	23.510	27.486	20.868	80.081	75.064
9	17:52:51.824	1:11.738	24.286	26.769	20.683	82.039	74.481
10	17:54:03.203	1:11.379	23.881	26.923	20.575	82.849	73.583

(47) Joel BAVIDGE							
1	17:43:08.835				22.371	84.518	73.826
2	17:44:22.635	1:13.800	25.378	27.053	21.369	83.780	77.491
3	17:45:36.297	1:13.662	24.250	27.296	22.116	81.739	75.914
4	17:46:49.200	1:12.903	24.399	27.149	21.355	81.540	76.958
5	17:48:01.280	1:12.080	24.158	26.739	21.183	81.839	77.047
6	17:49:14.445	1:13.165	24.321	27.189	21.655	81.146	76.086
7	17:50:26.770	1:12.325	23.895	27.057	21.373	81.540	77.047
8	17:51:39.755	1:12.985	23.898	27.676	21.411	80.176	76.172
9	17:52:51.327	1:11.572	23.561	26.698	21.313	81.938	75.233
10	17:54:03.265	1:11.938	24.085	27.040	20.813	81.441	78.123

(16) Mia KELLAS							
1	17:43:19.080				33.102	25.176	76.519
2	17:44:43.799	1:24.719	28.067	31.950	24.702	70.343	70.863
3	17:46:09.953	1:26.154	28.555	30.978	26.621	77.224	66.641
4	17:47:33.805	1:23.852	27.818	31.813	24.221	76.958	72.081
5	17:48:58.169	1:24.364	28.083	30.600	25.681	77.581	70.196
6	17:50:20.841	1:22.672	26.902	31.288	24.482	77.135	72.392
7	17:51:43.078	1:22.237	26.884	31.890	23.463	78.765	72.627
8	17:53:04.808	1:21.730	26.649	30.699	24.382	78.580	72.392

(21) Marc GIBSON							
1	17:43:06.368					21.235	83.675
2	17:44:21.657	1:15.289				21.170	86.257
3	17:45:35.483	1:13.826				21.279	83.363
4	17:46:49.969	1:14.486				21.432	84.306


Clerk of the Course :

Sig : Time :

Chief Timekeeper : Ian Sharp (SMART Timing)

Results available at www.mylaps.com and www.smart-timing.co.uk

Printed: 05/09/2016 12:45:26



KMSC National Motorcycle Racing

Lapchart

KMSC 125's

Knockhill 1.267 miles

Race 131- 2nd Race

03/09/2016 16:30

Race (10 Laps) started at 17:41:49

Competitors	Laps									
	1	2	3	4	5	6	7	8	9	10
Rishon HICKEY (9)	1	9	9	9	9	9	9	9	9	9
James McLAREN (27)	2	27	27	27	27	27	27	27	27	27
Marc GIBSON (21)	3	21	20	44	44	44	20	20	20	20
Jack HART (20)	4	20	44	20	20	20	44	44	44	44
Murray PATTISON (44)	5	44	8	8	8	8	8	8	8	8
Cameron McPHERSON (8)	6	8	21	21	47	47	47	47	47	23
Joel BAVIDGE (47)	7	47	47	47	21	23	23	23	23	47
Keirin KELLAS (23)	8	23	23	23	23	16	16	16	16	
Mia KELLAS (16)	9	16	16	16	16					

Clerk of the Course :

Sig : Time :

Chief Timekeeper : Ian Sharp (SMART Timing)

Results available at www.mylaps.com and www.smart-timing.co.uk

Printed: 05/09/2016 12:45:51

Orbits



KMSC National Motorcycle Racing

<p>KMSC 125's</p> <p>Race 21 - 3rd Race</p> <p>Race (10 Laps) started at 11:08:15</p>	<p>Knockhill 1.267 miles</p> <p>04/09/2016 11:30</p>
---	--



POLE POSITION

1	<div style="border: 1px solid black; padding: 5px; margin-bottom: 10px;"> <p>1</p> <p>9 Rishon HICKEY</p> </div>	<div style="border: 1px solid black; padding: 5px; margin-bottom: 10px;"> <p>2</p> <p>27 James McLAREN</p> </div>	<div style="border: 1px solid black; padding: 5px; margin-bottom: 10px;"> <p>3</p> <p>20 Jack HART</p> </div>
2	<div style="border: 1px solid black; padding: 5px; margin-bottom: 10px;"> <p>4</p> <p>44 Murray PATTISON</p> </div>	<div style="border: 1px solid black; padding: 5px; margin-bottom: 10px;"> <p>5</p> <p>8 Cameron McPHERSON</p> </div>	<div style="border: 1px solid black; padding: 5px; margin-bottom: 10px;"> <p>6</p> <p>23 Keirin KELLAS</p> </div>
3	<div style="border: 1px solid black; padding: 5px; margin-bottom: 10px;"> <p>7</p> <p>47 Joel BAVIDGE</p> </div>	<div style="border: 1px solid black; padding: 5px; margin-bottom: 10px;"> <p>8</p> <p>16 Mia KELLAS</p> </div>	<div style="border: 1px solid black; padding: 5px; margin-bottom: 10px;"> <p>9</p> <p>21 Marc GIBSON</p> </div>

Clerk of the Course :

Sig : Time :

Chief Timekeeper : Ian Sharp (SMART Timing)

Results available at www.mylaps.com and www.smart-timing.co.uk



Race Results

KMSC National Motorcycle Racing

Sorted on Laps

KMSC Sidecars

Knockhill 1.267 miles

Race 14 - 2nd Race

03/09/2016 16:45

Race (10 Laps) started at 18:00:43

Pos	No.	Name	Make/Model	CC	Class	Laps	Total Tm	Diff	Best Tm	In Lap	Avg. Speed
1	1	O'NEILL / GALLIGAN	LCR Suzuki	1000	SC	10	9:34.472		56.372	4	79.396
2	111	HOSKISSON / HARDIE	Baker	750	SC	10	9:49.177	14.705	57.938	3	77.415
3	6	BAKER / BAKER-MILLIGAN	Baker Suzuki	600	SC	10	9:50.879	16.407	57.023	6	77.192
4	34	CHRISTIE / CHRISTIE	LCR Honda	600	SC	10	9:52.386	17.914	57.947	7	76.995
5	57	McKINLAY / LITHGOW	Sherbourne	600	SC	9	10:06.187	1 Lap	1:05.779	2	67.718
6	50	BROWNE / McKAY	Baker / Ireson	600	SC	9	10:13.632	1 Lap	1:06.588	5	66.896
7	66	STROUD / STEWART	Irisom F2	600	SC	8	9:45.874	2 Laps	1:11.320	6	62.281
Not classified											
DNF	5	SHAND / HYDE	Shand F1 / F2	600	SC	9	8:43.415	DNF	57.115	6	78.427
DNF	8	BELL / BELSEY	LCR Suzuki	1000	SC	7	7:00.614	DNF	53.730	4	75.907
DNS	87	SHAND / YUILL	Bellas BMW	1000	SC			DNS		0	-
DNS	55	SOUTER / ZAKARAUSKAS	LCR F2	750	SC			DNS		0	-
DNS	964	ANDERSON / MAYHEW	Molynux DMR	600	SC			DNS		0	-
DNS	7	LEWIS / FAIRHURST	Hogg BMW	600	SC			DNS		0	-

Margin of Victory	Avg. Speed	Best Lap Tm	Best Speed	Best Lap by
14.705	79.396	53.730	84.889	8 - BELL / BELSEY

Clerk of the Course :

Orbits

Sig :

Time :

Chief Timekeeper : Ian Sharp (SMART Timing)

Results available at www.mylaps.com and www.smart-timing.co.uk

Printed: 05/09/2016 13:05:46



Race Results

KMSC National Motorcycle Racing

KMSC Sidecars

Knockhill 1.267 miles

Race 14 - 2nd Race

03/09/2016 16:45

Race (10 Laps) started at 18:00:43

Lap	Time of Day	Lap Tm	S1	S2	S3	S3Spd	SFSpd
(1) O'NEILL / GALLIGAN							
1	18:01:42.757			21.396	16.397	115.703	106.015
2	18:02:39.598	56.841	18.467	21.648	16.726	112.976	102.611
3	18:03:36.385	56.787	18.545	21.494	16.748	113.166	102.454
4	18:04:32.757	56.372	18.569	21.099	16.704	114.323	100.611
5	18:05:30.116	57.359	18.566	22.361	16.432	112.976	104.204
6	18:06:26.735	56.619	18.195	21.470	16.954	113.549	103.402
7	18:07:24.566	57.831	18.789	21.747	17.295	112.220	98.543
8	18:08:22.860	58.294	19.062	22.314	16.918	110.922	103.721
9	18:09:21.042	58.182	18.612	22.359	17.211	113.549	103.561
10	18:10:18.345	57.303	18.927	21.694	16.682	112.786	103.084

Lap	Time of Day	Lap Tm	S1	S2	S3	S3Spd	SFSpd
(111) HOSKISSON / HARDIE							
1	18:01:46.711			22.579	17.080	112.220	100.460
2	18:02:45.275	58.564	19.498	22.331	16.735	111.290	101.066
3	18:03:43.213	57.938	19.237	21.977	16.724	112.220	100.914
4	18:04:41.192	57.979	19.254	21.892	16.833	111.474	100.460
5	18:05:39.405	58.213	19.243	21.953	17.017	111.846	100.011
6	18:06:37.402	57.997	19.254	21.933	16.810	110.922	100.161
7	18:07:35.514	58.112	19.292	22.006	16.814	110.739	100.011
8	18:08:34.890	59.376	19.729	22.468	17.179	110.374	100.161
9	18:09:34.178	59.288	19.698	22.562	17.028	109.296	99.714
10	18:10:33.050	58.872	19.338	22.612	16.922	110.556	100.011

Lap	Time of Day	Lap Tm	S1	S2	S3	S3Spd	SFSpd
(6) BAKER / BAKER-MILLIGAN							
1	18:01:45.667			22.507	16.865	109.653	101.066
2	18:02:43.572	57.905	19.265	21.726	16.914	110.193	100.762
3	18:03:41.356	57.784	19.211	21.831	16.742	110.922	100.914
4	18:04:38.852	57.496	19.279	21.674	16.543	111.660	101.218
5	18:05:36.421	57.569	19.222	21.451	16.896	110.193	100.914
6	18:06:33.444	57.023	19.003	21.428	16.592	111.105	101.218
7	18:07:31.544	58.100	19.472	21.814	16.814	110.922	101.371
8	18:08:38.888	1:07.344	19.803	22.073	25.468	112.220	101.218
9	18:09:36.837	57.949	18.968	22.471	16.510	111.660	102.298
10	18:10:34.752	57.915	19.059	22.535	16.321	112.220	102.454

Lap	Time of Day	Lap Tm	S1	S2	S3	S3Spd	SFSpd
(34) CHRISTIE / CHRISTIE							
1	18:01:47.811			22.981	17.349	108.764	99.272
2	18:02:46.724	58.913	19.540	22.326	17.047	108.588	99.863
3	18:03:45.373	58.649	19.287	22.438	16.924	109.653	99.863
4	18:04:43.871	58.498	19.415	22.254	16.829	109.296	100.161
5	18:05:42.059	58.188	19.163	22.073	16.952	109.653	100.762
6	18:06:40.425	58.366	19.435	22.025	16.906	109.118	99.863
7	18:07:38.372	57.947	18.942	22.029	16.976	109.653	99.566
8	18:08:37.832	59.460	19.163	23.028	17.269	107.030	99.863
9	18:09:37.157	59.325	19.223	22.914	17.188	107.717	100.611
10	18:10:36.259	59.102	19.077	23.278	16.747	109.653	99.863

Lap	Time of Day	Lap Tm	S1	S2	S3	S3Spd	SFSpd
(57) MCKINLAY / LITHGOW							
1	18:01:52.650			25.476	18.700	97.824	92.181
2	18:02:58.429	1:05.779	21.797	25.311	18.671	98.398	92.308
3	18:04:04.393	1:05.964	21.902	25.269	18.793	98.254	91.928
4	18:05:10.225	1:05.832	21.573	25.476	18.783	97.682	92.435
5	18:06:16.554	1:06.329	21.784	25.472	19.073	98.543	92.947
6	18:07:23.006	1:06.452	21.784	25.642	19.026	98.398	92.054
7	18:08:30.610	1:07.604	21.584	26.026	19.994	95.868	89.358
8	18:09:41.934	1:11.324	24.072	26.485	20.767	91.928	86.814
9	18:10:50.060	1:08.126	22.154	26.627	19.345	96.558	91.552

Lap	Time of Day	Lap Tm	S1	S2	S3	S3Spd	SFSpd
(50) BROWNE / MCKAY							
1	18:01:55.191			25.918	18.964	105.515	96.143
2	18:03:03.309	1:08.118	22.768	26.486	18.864	103.721	96.558
3	18:04:11.063	1:07.754	22.600	26.172	18.982	103.084	95.868
4	18:05:18.092	1:07.029	22.042	25.889	19.098	104.692	97.117
5	18:06:24.680	1:06.588	22.000	25.719	18.869	103.882	96.976

Lap	Time of Day	Lap Tm	S1	S2	S3	S3Spd	SFSpd
6	18:07:32.855	1:08.175	22.464	26.205	19.506	102.611	95.188
7	18:08:41.344	1:08.489	22.432	26.421	19.636	103.882	96.558
8	18:09:49.435	1:08.091	22.933	25.960	19.198	103.084	93.857
9	18:10:57.505	1:08.070	22.831	26.341	18.898	102.142	96.976
(66) STROUD / STEWART							
1	18:01:59.050			26.071	21.207	98.688	71.391
2	18:03:12.214	1:13.164	25.479	27.077	20.608	92.562	88.532
3	18:04:24.688	1:12.474	23.367	26.602	22.505	95.188	75.487
4	18:05:40.302	1:15.614	25.086	28.391	22.137	76.259	73.745
5	18:06:53.455	1:13.153	24.942	27.462	20.749	88.299	79.890
6	18:08:04.775	1:11.320	24.188	26.664	20.468	89.596	82.341
7	18:09:17.639	1:12.864	23.994	27.235	21.635	87.722	80.272
8	18:10:29.747	1:12.108	24.635	27.023	20.450	87.494	82.240

Lap	Time of Day	Lap Tm	S1	S2	S3	S3Spd	SFSpd
(5) SHAND / HYDE							
1	18:01:45.894			22.316	16.839	108.064	100.011
2	18:02:44.068	58.174	19.402	22.238	16.534	108.941	100.310
3	18:03:41.632	57.564	19.080	22.048	16.436	109.118	100.310
4	18:04:39.180	57.548	19.366	21.828	16.354	109.474	100.762
5	18:05:36.670	57.490	19.071	21.549	16.870	110.739	100.611
6	18:06:33.785	57.115	19.124	21.711	16.280	109.474	100.310
7	18:07:31.865	58.080	19.411	21.739	16.930	110.193	100.310
8	18:08:30.070	58.205	19.238	21.918	17.049	108.588	98.833
9	18:09:27.288	57.218	18.979	21.807	16.432	109.118	98.688

Lap	Time of Day	Lap Tm	S1	S2	S3	S3Spd	SFSpd
(8) BELL / BELSEY							
1	18:01:41.196			21.073	15.842	122.683	112.033
2	18:02:35.257	54.061	17.555	20.751	15.755	122.459	111.474
3	18:03:29.426	54.169	17.708	20.490	15.971	122.683	108.764
4	18:04:23.156	53.730	17.619	20.456	15.655	122.236	110.193
5	18:05:17.848	54.692	18.216	20.743	15.733	123.587	111.660
6	18:06:12.220	54.372	17.477	21.150	15.745	121.572	112.033
7	18:07:44.487	1:32.267	17.700	24.891	49.676	89.120	11.966

Clerk of the Course :


Sig : Time :

Chief Timekeeper : Ian Sharp (SMART Timing)

 Results available at www.mylaps.com and www.smart-timing.co.uk

Printed: 05/09/2016 13:06:05

Orbits



KMSC National Motorcycle Racing

Lapchart

KMSC Sidecars

Knockhill 1.267 miles

Race 14 - 2nd Race

03/09/2016 16:45

Race (10 Laps) started at 18:00:43

Competitors	Laps										
	1	2	3	4	5	6	7	8	9	10	
BELL / BELSEY (8)	1	8	8	8	8	8	8	1	1	1	1
O'NEILL / GALLIGAN (1)	2	1	1	1	1	1	1	6	5	5	111
BAKER / BAKER-MILLIGAN (6)	3	6	6	6	6	6	6	5	111	111	6
SHAND / HYDE (5)	4	5	5	5	5	5	5	111	34	6	34
HOSKISSON / HARDIE (111)	5	111	111	111	111	111	111	34	6	34	
CHRISTIE / CHRISTIE (34)	6	34	34	34	34	34	34	8	57	57	
McKINLAY / LITHGOW (57)	7	57	57	57	57	57	57	57	50	50	
BROWNE / McKAY (50)	8	50	50	50	50	50	50	50	66		
STROUD / STEWART (66)	9	66	66	66	66	66	66	66			
-	10										
-	11										
-	12										
-	13										

Clerk of the Course :

Sig : Time :

Chief Timekeeper : Ian Sharp (SMART Timing)

Results available at www.mylaps.com and www.smart-timing.co.uk

Printed: 05/09/2016 13:06:25

Orbits



KMSC National Motorcycle Racing

KMSC Sidecars

Knockhill 1.267 miles

Race 22 - 3rd Race

04/09/2016 11:45

Race (10 Laps) started at 11:25:54

POLE POSITION

1	1 1 O'NEILL / GALLIGAN
2	3 6 BAKER / BAKER-MILLIGAN
3	5 57 McKINLAY / LITHGOW
4	7 66 STROUD / STEWART
5	9 8 BELL / BELSEY
6	11 55 SOUTER / ZAKARAUSKAS
7	13 7 LEWIS / FAIRHURST

2	111 HOSKISSON / HARDIE
4	34 CHRISTIE / CHRISTIE
6	50 BROWNE / McKAY
8	5 SHAND / HYDE
10	87 SHAND / YUILL
12	964 ANDERSON / MAYHEW

Clerk of the Course :

Sig : Time :

Chief Timekeeper : Ian Sharp (SMART Timing)

Results available at www.mylaps.com and www.smart-timing.co.uk

Printed: 05/09/2016 13:06:51

Orbits



Qualifying Results

KMSC National Motorcycle Racing

Sorted on best lap time

Scottish Championship Lightweights

Knockhill 1.267 miles

Warm Up 2

04/09/2016 08:30

Practice (10:00 Time) started at 8:29:11

Pos	No.	Name	Make/Model	CC	Class	Laps	Best Tm	In Lap	Diff	Avg. Speed
1	68	Scott ROBERTSON	Suzuki	SV650	SL	8	1:02.737	8		69.854
2	134	Kenneth THIRLWALL	Kawasaki	ER6	SL	8	1:03.081	7	0.344	68.553
3	2	Robert WOODWARD	Suzuki	SV650	SL	7	1:03.596	7	0.859	66.543
4	25	Jim PURVIS	Yamaha	FZR400	SL	6	1:07.076	4	4.339	62.249
5	55	Tom ROBINSON	Aprilia	RRV 450	SL	6	1:07.372	5	4.635	51.385
6	74	Christine WATSON	Suzuki	SV650	SL	7	1:08.114	7	5.377	64.757
7	12	Jordan GILL	KTM	RC390	SL	6	1:12.085	5	9.348	53.176
8	3	Iain ROBERTSON	Suzuki	SV650	SL	6	1:13.973	6	11.236	57.456
9	162	Patrick POLLARD	Suzuki	SV650	SL	6	1:21.509	6	18.772	53.911
10	34	Charles MORRISON	Kawasaki	ZXR400	SL	6	1:23.425	5	20.688	52.080

Clerk of the Course :

Sig : Time :

Chief Timekeeper : Ian Sharp (SMART Timing)

Results available at www.mylaps.com and www.smart-timing.co.uk

Printed: 05/09/2016 13:21:08

Orbits



KMSC National Motorcycle Racing

Scottish Championship Lightweights

Knockhill 1.267 miles

Warm Up 2

04/09/2016 08:30

Practice (10:00 Time) started at 8:29:11

Lap	Time of Day	Lap Tm	S1	S2	S3	S3Spd	SFSpd
(68) Scott ROBERTSON							
1	8:30:24.417			26.374	19.847	99.566	90.198
2	8:31:30.864	1:06.447	22.379	25.479	18.589	99.272	95.595
3	8:32:35.776	1:04.912	22.183	25.030	17.699	102.454	97.824
4	8:33:39.304	1:03.528	20.800	23.923	18.805	102.926	97.399
5	8:34:43.244	1:03.940	21.901	24.050	17.989	104.043	97.682
6	8:35:47.896	1:04.652	21.011	25.375	18.266	102.142	95.731
7	8:36:50.709	1:02.813	21.027	23.964	17.822	102.454	96.836
8	8:37:53.446	1:02.737	20.625	23.714	18.398	103.242	97.967

(134) Kenneth THIRLWALL							
1	8:30:32.450			28.244	19.320	100.611	102.611
2	8:31:39.947	1:07.497	23.024	26.065	18.408	106.183	102.768
3	8:32:45.373	1:05.426	22.126	25.443	17.857	107.544	103.882
4	8:33:49.240	1:03.867	21.715	24.525	17.627	108.413	104.043
5	8:34:53.332	1:04.092	21.635	24.435	18.022	109.474	103.242
6	8:35:56.613	1:03.281	21.333	24.450	17.498	108.588	104.204
7	8:36:59.694	1:03.081	21.390	24.153	17.538	108.588	103.242
8	8:38:03.357	1:03.663	21.743	24.231	17.689	109.653	103.402

(2) Robert WOODWARD							
1	8:30:36.794			29.975	20.271	98.833	97.117
2	8:31:46.629	1:09.835	24.232	27.143	18.460	101.524	97.824
3	8:32:52.300	1:05.671	22.386	25.230	18.055	103.084	98.979
4	8:33:57.213	1:04.913	21.839	24.756	18.318	104.204	99.566
5	8:35:02.217	1:05.004	22.374	24.695	17.935	103.721	99.419
6	8:36:07.295	1:05.078	21.500	25.704	17.874	99.863	99.125
7	8:37:10.891	1:03.596	21.195	24.662	17.739	102.454	99.566

(25) Jim PURVIS							
1	8:30:22.963			26.548	19.087	95.868	89.716
2	8:31:30.467	1:07.504	22.348	26.127	19.029	96.281	90.686
3	8:32:37.753	1:07.286	22.379	26.004	18.903	98.833	91.427
4	8:33:44.829	1:07.076	22.173	25.861	19.042	97.257	89.836
5	8:34:53.303	1:08.474	23.445	25.692	19.337	97.682	90.442
6	8:36:30.716	1:37.413	22.438	25.741	49.234	96.419	4.218

(55) Tom ROBINSON							
1	8:32:13.130			27.852	20.644	93.335	91.802
2	8:33:24.571	1:11.441	25.059	26.697	19.685	98.111	93.465
3	8:34:36.557	1:11.986	23.915	27.750	20.321	96.005	80.561
4	8:35:48.815	1:12.258	25.274	27.234	19.750	91.552	92.947
5	8:36:56.187	1:07.372	23.087	25.709	18.576	100.161	95.595
6	8:38:03.667	1:07.480	22.764	25.439	19.277	100.161	84.095

(74) Christine WATSON							
1	8:30:29.220			28.293	20.609	93.595	92.181
2	8:31:39.961	1:10.741	23.743	27.455	19.543	95.868	92.690
3	8:32:48.416	1:08.455	23.223	26.144	19.088	99.272	93.595
4	8:33:56.650	1:08.234	22.822	26.284	19.128	99.419	92.947
5	8:35:06.866	1:10.216	23.313	26.158	20.745	99.863	92.947
6	8:36:16.010	1:09.144	22.971	26.909	19.264	97.540	93.205
7	8:37:24.124	1:08.114	22.934	26.041	19.139	98.688	93.205

(12) Jordan GILL							
1	8:30:36.984			30.107	21.442	87.153	83.571
2	8:32:00.099	1:23.115	26.773	30.220	26.122	87.266	32.186
3	8:34:08.817	2:08.718	1:19.795	28.105	20.818	88.068	84.200
4	8:35:21.425	1:12.608	24.185	27.667	20.756	88.068	80.853
5	8:36:33.510	1:12.085	24.129	27.656	20.300	89.002	84.839
6	8:37:45.725	1:12.215	25.067	27.045	20.103	89.477	85.162

(3) Iain ROBERTSON							
1	8:30:43.515			32.299	23.582	81.639	97.257
2	8:32:01.340	1:17.825	25.672	30.456	21.697	86.702	95.868


Clerk of the Course :

Sig : Time :

Chief Timekeeper : Ian Sharp (SMART Timing)

 Results available at www.mylaps.com and www.smart-timing.co.uk

Printed: 05/09/2016 13:21:26



Qualifying Results

KMSC National Motorcycle Racing

Sorted on best lap time

National Pre-Injection 600

Knockhill 1.267 miles

Warm Up 2

04/09/2016 08:45

Practice (10:00 Time) started at 8:40:02

Pos	No.	Name	Make/Model	CC	Class	Laps	Best Tm	In Lap	Diff	Avg. Speed
1	41	Kieran MURRAY	Kawasaki	ZX6 600	P16	5	1:00.702	3		69.841
2	26	Alan McGREGOR	Yamaha	R6	P16	7	1:00.703	5	0.001	70.625
3	22	William MASON	Kawasaki	ZX6R 600	P16	7	1:01.175	6	0.473	70.000
4	89	Alex BASS	Yamaha	R6 600	P16	7	1:01.461	6	0.759	69.662
5	6	James WILKEN	Yamaha	R6 600	P16	4	1:02.888	2	2.186	55.013
6	196	Martin MacLENNAN	Honda	CBR 600	P16	4	1:18.851	3	18.149	51.840
7	32	Ross RADLEY	Suzuki	GSXR750	P16	4	1:23.056	3	22.354	51.064

Clerk of the Course :

Sig : Time :

Chief Timekeeper : Ian Sharp (SMART Timing)

Results available at www.mylaps.com and www.smart-timing.co.uk

Printed: 05/09/2016 13:33:31

Orbits



KMSC National Motorcycle Racing

National Pre-Injection 600

Knockhill 1.267 miles

Warm Up 2

04/09/2016 08:45

Practice (10:00 Time) started at 8:40:02

Lap	Time of Day	Lap Tm	S1	S2	S3	S3Spd	SFSpd	Lap	Time of Day	Lap Tm	S1	S2	S3	S3Spd	SFSpd
(41) Kieran MURRAY															
1	8:41:18.346			25.373	17.970	111.660	107.201								
2	8:42:21.273	1:02.927	21.532	23.979	17.416	111.660	107.890								
3	8:43:21.975	1:00.702	20.551	23.120	17.031	113.935	108.941								
4	8:44:23.155	1:01.180	20.696	23.548	16.936	116.709	108.238								
5	8:45:28.841	1:05.686	20.240	22.652	22.794	115.107	28.399								
(26) Alan McGREGOR															
1	8:41:09.180			27.392	19.565	110.922	107.030								
2	8:42:13.048	1:03.868	21.471	24.818	17.579	116.506	111.105								
3	8:43:16.306	1:03.258	21.424	24.410	17.424	118.147	108.238								
4	8:44:19.435	1:03.129	21.719	24.071	17.339	118.356	109.296								
5	8:45:20.138	1:00.703	20.400	23.420	16.883	118.565	111.846								
6	8:46:21.159	1:01.021	20.589	23.201	17.231	118.356	107.717								
7	8:47:34.380	1:13.221	20.890	25.832	26.499	114.323	26.525								
(22) William MASON															
1	8:41:10.592			26.693	18.452	109.832	105.515								
2	8:42:16.502	1:05.910	22.365	25.156	18.389	111.105	103.402								
3	8:43:20.176	1:03.674	21.707	24.258	17.709	110.739	105.184								
4	8:44:23.890	1:03.714	20.948	24.928	17.838	113.549	108.238								
5	8:45:27.266	1:03.376	22.031	24.067	17.278	114.323	106.183								
6	8:46:28.441	1:01.175	20.670	23.525	16.980	113.935	106.183								
7	8:47:38.412	1:09.971	20.988	24.127	24.856	111.474	30.671								
(89) Alex BASS															
1	8:41:10.299			26.487	18.618	111.290	108.764								
2	8:42:16.267	1:05.968	22.455	25.189	18.324	112.033	107.717								
3	8:43:19.792	1:03.525	21.684	24.216	17.625	114.910	110.739								
4	8:44:24.624	1:04.832	21.061	25.950	17.821	116.506	111.846								
5	8:45:29.588	1:04.964	21.965	25.493	17.506	116.912	111.290								
6	8:46:31.049	1:01.461	20.599	23.697	17.165	116.506	111.846								
7	8:47:40.624	1:09.575	20.546	23.679	25.350	115.305	25.497								
(6) James WILKEN															
1	8:42:14.454														
2	8:43:17.342	1:02.888													
3	8:44:23.661	1:06.319													
4	8:45:33.942	1:10.281													
(196) Martin MacLENNAN															
1	8:41:37.342			33.812	23.878	86.590	86.702								
2	8:43:01.178	1:23.836	28.529	31.737	23.570	88.068	89.596								
3	8:44:20.029	1:18.851	26.286	29.954	22.611	90.442	87.608								
4	8:45:54.240	1:34.211	26.176	29.377	38.658	92.054	17.159								
(32) Ross RADLEY															
1	8:41:41.294			34.536	24.821	82.747	96.836								
2	8:43:10.340	1:29.046	29.459	33.020	26.567	83.571	97.682								
3	8:44:33.396	1:23.056	28.016	31.996	23.044	82.747	100.011								
4	8:45:59.589	1:26.193	26.950	30.451	28.792	87.266	24.421								

Clerk of the Course :

Sig : Time :

Chief Timekeeper : Ian Sharp (SMART Timing)

Results available at www.mylaps.com and www.smart-timing.co.uk

Printed: 05/09/2016 13:33:52

Orbits



Qualifying Results

KMSC National Motorcycle Racing

Sorted on best lap time

Scottish Championship Superstock 600

Knockhill 1.267 miles

Warm Up 2

04/09/2016 09:00

Practice (10:00 Time) started at 8:49:52

Pos	No.	Name	Make/Model	CC	Class	Laps	Best Tm	In Lap	Diff	Avg. Speed
1	64	Sam MUNRO	Kawasaki	ZX6R 600	S6	9	56.713	7		76.784
2	84	Kyle HARPER	Kawasaki	ZX6R 600	S6	8	58.013	8	1.300	75.434
3	27	Andy DONALD	Kawasaki		S6	8	1:00.875	8	4.162	70.968
4	87	Steven ALLISON	Kawasaki	ZX6R 600	S6	8	1:01.448	5	4.735	69.849
5	58	Barry STEWART	Yamaha	R6 600	S6	8	1:02.455	7	5.742	69.301
6	7	Titus MacINTOSH	Kawasaki	ZX6R	S6	8	1:02.496	7	5.783	66.702
7	89	David MUNRO	Yamaha	R6 600	S6	4	1:04.954	3	8.241	63.155
8	54	Ross KIRTON	Yamaha	R6 600	S6	7	1:06.558	5	9.845	63.769
9	35	Kevin GILES	Kawasaki	ZX6R 600	S6	3	1:07.682	2	10.969	62.764

Clerk of the Course :

Sig : Time :

Chief Timekeeper : Ian Sharp (SMART Timing)

Results available at www.mylaps.com and www.smart-timing.co.uk

Printed: 05/09/2016 17:24:03

Orbits



KMSC National Motorcycle Racing

Scottish Championship Superstock 600

Knockhill 1.267 miles

Warm Up 2

04/09/2016 09:00

Practice (10:00 Time) started at 8:49:52

Lap	Time of Day	Lap Tm	S1	S2	S3	S3Spd	SFSpd
(64) Sam MUNRO							
1	8:50:59.994			23.400	16.967	117.940	107.544
2	8:51:58.521	58.527	19.594	22.308	16.625	118.565	110.374
3	8:52:56.930	58.409	19.139	22.399	16.871	119.196	109.474
4	8:53:54.528	57.598	19.249	22.020	16.329	119.621	110.922
5	8:54:51.975	57.447	19.018	22.126	16.303	118.775	111.660
6	8:55:49.024	57.049	18.834	21.733	16.482	121.572	110.922
7	8:56:45.737	56.713	18.763	21.756	16.194	119.196	111.474
8	8:57:42.514	56.777	18.867	21.568	16.342	121.133	109.653
9	8:58:47.365	1:04.851	20.091	23.175	21.585	103.561	36.832

Lap	Time of Day	Lap Tm	S1	S2	S3	S3Spd	SFSpd
(54) Ross KIRTON							
1	8:51:16.697			28.401	20.830	103.084	101.678
2	8:52:28.200	1:11.503	24.616	26.940	19.947	110.374	100.460
3	8:53:36.102	1:07.902	23.024	25.893	18.985	110.193	107.201
4	8:54:44.173	1:08.071	22.974	26.006	19.091	109.653	102.454
5	8:55:50.731	1:06.558	22.291	25.361	18.906	107.201	104.856
6	8:56:58.037	1:07.306	23.163	25.141	19.002	109.118	107.201
7	8:58:13.426	1:15.389	22.101	26.080	27.208	105.020	27.938

Lap	Time of Day	Lap Tm	S1	S2	S3	S3Spd	SFSpd
(84) Kyle HARPER							
1	8:51:02.175			24.166	17.520	112.597	110.922
2	8:52:02.647	1:00.472	20.321	23.435	16.716	117.321	112.220
3	8:53:02.342	59.695	20.189	22.856	16.650	119.409	113.166
4	8:54:01.748	59.406	20.123	22.873	16.410	119.409	113.357
5	8:55:00.688	58.940	19.883	22.671	16.386	120.697	112.786
6	8:55:59.196	58.508	19.693	22.413	16.402	121.572	112.597
7	8:56:58.453	59.257	19.805	22.443	17.009	121.133	113.549
8	8:57:56.466	58.013	19.466	22.342	16.205	121.352	113.357

Lap	Time of Day	Lap Tm	S1	S2	S3	S3Spd	SFSpd
(35) Kevin GILES							
1	8:51:13.199			27.298	19.789	113.166	108.413
2	8:52:20.881	1:07.682	22.998	25.547	19.137	114.518	110.193
3	8:53:30.762	1:09.881	23.001	25.419	21.461	115.703	35.227

Lap	Time of Day	Lap Tm	S1	S2	S3	S3Spd	SFSpd
(27) Andy DONALD							
1	8:51:08.980			26.417	18.527	111.846	111.474
2	8:52:14.963	1:05.983	22.221	25.415	18.347	115.107	112.033
3	8:53:18.756	1:03.793	21.466	24.314	18.013	118.985	112.786
4	8:54:21.207	1:02.451	20.936	23.882	17.633	118.356	113.935
5	8:55:23.313	1:02.106	20.603	23.705	17.798	121.572	113.357
6	8:56:25.023	1:01.710	20.779	23.573	17.358	120.265	113.742
7	8:57:26.033	1:01.010	20.502	23.149	17.359	120.265	113.549
8	8:58:26.908	1:00.875	20.269	23.257	17.349	120.480	113.166

Lap	Time of Day	Lap Tm	S1	S2	S3	S3Spd	SFSpd
(87) Steven ALLISON							
1	8:51:06.564			25.361	18.888	111.105	106.520
2	8:52:13.696	1:07.132	21.861	26.213	19.058	106.689	106.689
3	8:53:17.923	1:04.227	21.262	24.928	18.037	111.846	108.941
4	8:54:20.571	1:02.648	20.762	24.111	17.775	113.935	108.941
5	8:55:22.019	1:01.448	20.435	23.709	17.304	115.504	110.556
6	8:56:24.432	1:02.413	20.878	23.941	17.594	114.910	109.653
7	8:57:25.990	1:01.558	20.580	23.512	17.466	115.903	108.588
8	8:58:35.147	1:09.157	20.830	23.704	24.623	116.506	33.453

Lap	Time of Day	Lap Tm	S1	S2	S3	S3Spd	SFSpd
(58) Barry STEWART							
1	8:51:09.907			26.218	18.826	114.910	110.556
2	8:52:15.603	1:05.696	22.354	24.696	18.646	109.296	111.290
3	8:53:19.703	1:04.100	21.359	24.443	18.298	116.304	108.588
4	8:54:23.405	1:03.702	21.576	24.261	17.865	117.321	111.290
5	8:55:25.869	1:02.464	20.766	24.126	17.572	117.321	111.290
6	8:56:28.535	1:02.666	20.722	24.636	17.308	118.356	109.118
7	8:57:30.990	1:02.455	20.984	24.098	17.373	118.565	110.556
8	8:58:39.276	1:08.286	21.180	25.387	21.719	111.846	34.897

Lap	Time of Day	Lap Tm	S1	S2	S3	S3Spd	SFSpd
(7) Titus MacINTOSH							
1	8:51:16.749			27.463	19.632	105.184	103.402
2	8:52:23.340	1:06.591	22.671	25.685	18.235	110.193	102.454
3	8:53:28.920	1:05.580	22.736	25.109	17.735	112.220	103.084
4	8:54:33.075	1:04.155	22.087	24.625	17.443	113.166	106.520
5	8:55:36.639	1:03.564	21.833	24.290	17.441	112.976	102.298
6	8:56:39.653	1:03.014	21.881	23.748	17.385	113.166	100.011
7	8:57:42.149	1:02.496	21.426	23.815	17.255	112.976	102.298
8	8:58:59.793	1:17.644	23.262	26.973	27.409	113.742	16.348

Lap	Time of Day	Lap Tm	S1	S2	S3	S3Spd	SFSpd
(89) David MUNRO							
1	8:51:17.489			28.158	21.558	107.717	110.556
2	8:52:25.415	1:07.926	23.011	25.603	19.312	110.012	111.660
3	8:53:30.369	1:04.954	21.854	24.848	18.252	116.103	110.922

Clerk of the Course :

Sig : Time :
Chief Timekeeper : Ian Sharp (SMART Timing)

Results available at www.mylaps.com and www.smart-timing.co.uk

Printed: 05/09/2016 17:24:21

Orbits





Qualifying Results

KMSC National Motorcycle Racing

Sorted on best lap time

KMSC Open Post Classics / Classics

Knockhill 1.267 miles

Warm Up 2

04/09/2016 09:15

Practice (10:00 Time) started at 9:00:07

Pos	No.	Name	Make/Model	CC	Class	Laps	Best Tm	In Lap	Diff	Avg. Speed
1	3	Rishon HICKEY	Honda	NSR250	PC	7	1:09.636	7		61.966
2	117	Lianne MAYHEW	Kawasaki	ZX6R 400	SL	7	1:12.162	6	2.526	59.630
3	298	Alex McGUINNESS	Suzuki	Bandit 600	PC	7	1:12.665	7	3.029	59.609
4	25	Andrew KIRKWOOD	Honda	CB500	PC	7	1:13.516	5	3.880	59.689
5	111	Jimmy SHANKS	Honda	CB500	PC	3	1:17.861	2	8.225	56.543

Clerk of the Course :

Sig : Time :

Chief Timekeeper : Ian Sharp (SMART Timing)

Results available at www.mylaps.com and www.smart-timing.co.uk

Printed: 05/09/2016 12:57:29

Orbits



KMSC National Motorcycle Racing

KMSC Open Post Classics / Classics

Knockhill 1.267 miles

Warm Up 2

04/09/2016 09:15

Practice (10:00 Time) started at 9:00:07

Lap	Time of Day	Lap Tm	S1	S2	S3	S3Spd	SFSpd	Lap	Time of Day	Lap Tm	S1	S2	S3	S3Spd	SFSpd
-----	-------------	--------	----	----	----	-------	-------	-----	-------------	--------	----	----	----	-------	-------

(3) Rishon HICKEY

1	9:01:31.907			29.462	22.414	93.465	80.853								
2	9:02:47.824	1:15.917	26.282	27.718	21.917	88.884	87.040								
3	9:03:59.838	1:12.014	24.103	27.780	20.131	93.988	85.054								
4	9:05:11.871	1:12.033	24.721	27.424	19.888	96.697	87.380								
5	9:06:22.816	1:10.945	23.776	27.068	20.101	95.459	84.518								
6	9:07:33.077	1:10.261	26.643	19.461	95.595	88.183									
7	9:08:42.713	1:09.636	23.223	26.874	19.539	94.785	86.479								

(117) Lianne MAYHEW

1	9:01:31.720			30.762	23.164	85.487	83.363								
2	9:02:50.765	1:19.045	26.621	30.216	22.208	89.836	80.272								
3	9:04:06.433	1:15.668	25.986	28.286	21.396	90.809	85.815								
4	9:05:21.446	1:15.013	25.565	28.172	21.276	91.427	85.379								
5	9:06:35.881	1:14.435	24.707	27.608	22.120	92.690	77.761								
6	9:07:48.043	1:12.162	24.368	26.815	20.979	93.988	87.494								
7	9:09:02.899	1:14.856	24.400	27.715	22.741	89.239	80.561								

(298) Alex McGUINNESS

1	9:01:34.235			31.584	22.806	90.564	89.120								
2	9:02:51.685	1:17.450	26.316	29.475	21.659	95.868	91.427								
3	9:04:07.916	1:16.231	26.304	28.773	21.154	96.419	90.932								
4	9:05:22.023	1:14.107	25.235	27.866	21.006	97.682	92.562								
5	9:06:37.254	1:15.231	25.259	28.583	21.389	93.988	86.927								
6	9:07:50.415	1:13.161	24.467	27.869	20.825	92.947	89.716								
7	9:09:03.080	1:12.665	23.604	27.212	21.849	94.385	91.303								

(25) Andrew KIRKWOOD

1	9:01:29.906			30.447	22.882	84.625	80.853								
2	9:02:47.816	1:17.910	26.359	28.956	22.595	86.479	80.465								
3	9:04:05.705	1:17.889	25.992	28.985	22.912	88.068	83.363								
4	9:05:20.110	1:14.405	24.927	28.529	20.949	89.120	84.306								
5	9:06:33.626	1:13.516	24.232	28.287	20.997	88.183	83.989								
6	9:07:47.239	1:13.613	24.177	28.141	21.295	88.532	83.675								
7	9:09:02.365	1:15.126	24.362	28.047	22.717	82.139	79.511								

(111) Jimmy SHANKS

1	9:01:29.378			30.713	22.822	86.257	82.240								
2	9:02:47.239	1:17.861	26.075	29.206	22.580	88.068	83.260								
3	9:04:09.465	1:22.226	25.992	29.071	27.163	88.649	25.021								

Clerk of the Course :

Sig : Time :

Chief Timekeeper : Ian Sharp (SMART Timing)

Results available at www.mylaps.com and www.smart-timing.co.uk

Printed: 05/09/2016 12:57:48

Orbits



Qualifying Results

KMSC National Motorcycle Racing

Sorted on best lap time

Scottish Championship Superbikes & KMSC Clubman

Knockhill 1.267 miles

Warm Up 2

04/09/2016 09:30

Practice (10:00 Time) started at 9:10:40

Pos	No.	Name	Make/Model	CC	Class	Laps	Best Tm	In Lap	Diff	Avg. Speed
1	94	Greg GILFILLAN	Kawasaki	ZX10R	SB	6	56.949	4		74.248
2	2	Adam LYON	Yamaha	R6	C	6	58.002	6	1.053	72.204
3	144	Aran SADLER	Kawasaki	ZX10	C	6	1:02.797	5	5.848	67.565
4	119	Kristopher DUNCAN	Kawasaki	ZX10	SB	6	1:02.877	5	5.928	67.643
5	22	Steven WATSON	Suzuki	GSXR750	C	2	1:05.866	2	8.917	24.738
6	36	Craig MARTIN	Honda	CBR900 RR-Y	C	4	1:08.239	4	11.290	44.682
7	16	Bob STORRAR	Yamaha	R1	C	2	1:11.081	2	14.132	25.658
8	23	Alex MacLEOD	Suzuki	GSXR	C	4	1:26.336	3	29.387	50.640
9	3	Adrian CLARK	Kawasaki	ZX10R	SB	1		0		60.433
10	55	Donald MacFADYEN	BMW	S1000RR	SB	1		0		51.104
11	71	Gavin JONES	Honda	CBR1000RR	C	1		0		24.825

Clerk of the Course :

Sig : Time :

Chief Timekeeper : Ian Sharp (SMART Timing)

Results available at www.mylaps.com and www.smart-timing.co.uk

Printed: 05/09/2016 17:14:14

Orbits



KMSC National Motorcycle Racing

Scottish Championship Superbikes & KMSC Clubman

Knockhill 1.267 miles

Warm Up 2

04/09/2016 09:30

Practice (10:00 Time) started at 9:10:40

Lap	Time of Day	Lap Tm	S1	S2	S3	S3Spd	SFSpd	Lap	Time of Day	Lap Tm	S1	S2	S3	S3Spd	SFSpd
(94) Greg GILFILLAN															
1	9:11:51.653			24.175	16.866	122.908	123.815								
2	9:12:50.809	59.156	20.018	22.997	16.141	128.559	125.201								
3	9:13:48.087	57.278	19.354	21.983	15.941	131.842	126.618								
4	9:14:45.036	56.949	19.435	21.818	15.696	133.415	125.905								
5	9:15:42.739	57.703	18.933	21.601	17.169	132.886	116.103								
6	9:16:48.642	1:05.903	19.174	23.096	23.633	96.976	28.090								
(2) Adam LYON															
1	9:11:58.745			27.060	18.381	115.504	117.940								
2	9:13:02.265	1:03.520	21.039	24.943	17.538	123.587	117.733								
3	9:14:02.089	59.824	19.833	23.300	16.691	124.504	118.147								
4	9:15:02.822	1:00.733	19.768	24.273	16.692	126.380	119.621								
5	9:16:01.078	58.256	19.383	22.668	16.205	127.339	120.480								
6	9:16:59.080	58.002	19.197	22.376	16.429	127.098	120.480								
(144) Aran SADLER															
1	9:12:02.842			27.560	19.503	111.660	116.709								
2	9:13:10.889	1:08.047	23.912	26.195	17.940	118.147	119.196								
3	9:14:15.318	1:04.429	22.555	24.792	17.082	121.572	121.133								
4	9:15:18.943	1:03.625	20.994	25.753	16.878	121.572	122.014								
5	9:16:21.740	1:02.797	21.344	24.078	17.375	124.504	120.915								
6	9:17:25.100	1:03.360	21.903	24.364	17.093	122.683	120.480								
(119) Kristopher DUNCAN															
1	9:11:59.871														
2	9:13:07.682	1:07.811													
3	9:14:13.119	1:05.437													
4	9:15:18.391	1:05.272													
5	9:16:21.268	1:02.877													
6	9:17:24.632	1:03.364													
(22) Steven WATSON															
1	9:15:42.949			27.065	19.224	104.692	117.116								
2	9:16:48.815	1:05.866	22.550	25.325	17.991	108.941	119.621								
(36) Craig MARTIN															
1	9:13:54.358			31.910	22.847	91.055	100.460								
2	9:15:10.182	1:15.824	24.658	29.853	21.313	98.111	103.242								
3	9:16:20.138	1:09.956	23.633	26.802	19.521	105.681	104.529								
4	9:17:28.377	1:08.239	22.950	26.341	18.948	106.015	103.721								
(16) Bob STORRAR															
1	9:15:24.506			29.072	21.734	97.967	110.374								
2	9:16:35.587	1:11.081	24.751	26.616	19.714	106.520	116.304								
(23) Alex MacLEOD															
1	9:12:18.169			34.288	24.392	82.849	95.595								
2	9:13:46.682	1:28.513	30.261	34.141	24.111	82.139	102.611								
3	9:15:13.018	1:26.336	28.721	33.185	24.430	84.306	90.077								
4	9:16:40.334	1:27.316	27.399	31.423	28.494	84.412	33.288								
(3) Adrian CLARK															
1	9:11:55.535			25.464	22.948	111.474	35.098								
(55) Donald MacFADYEN															
1	9:12:09.312			29.261	29.637	86.814	25.021								
(71) Gavin JONES															
1	9:13:43.792			28.280	24.788	99.272	39.290								

Clerk of the Course :

Sig : Time :

Chief Timekeeper : Ian Sharp (SMART Timing)

Results available at www.mylaps.com and www.smart-timing.co.uk

Printed: 05/09/2016 17:14:28

Orbits





Qualifying Results

KMSC National Motorcycle Racing

Sorted on best lap time

KMSC 125's

Knockhill 1.267 miles

Warm Up 2

04/09/2016 09:45

Practice (10:00 Time) started at 9:20:34

Pos	No.	Name	Make/Model	CC	Class	Laps	Best Tm	In Lap	Diff	Avg. Speed
1	9	Rishon HICKEY	Aprilia	RS125	F125	3	1:12.325	2		33.361
2	20	Jack HART	Aprilia	RS125	F125	4	1:16.354	3	4.029	39.049
3	47	Joel BAVIDGE	Aprilia	RS125	F125	4	1:38.152	3	25.827	38.525
4	21	Marc GIBSON	Aprilia	RS125	F125	1		0		22.043

Clerk of the Course :

Sig : Time :

Chief Timekeeper : Ian Sharp (SMART Timing)

Results available at www.mylaps.com and www.smart-timing.co.uk

Printed: 05/09/2016 12:46:39

Orbits



KMSC National Motorcycle Racing

KMSC 125's

Knockhill 1.267 miles

Warm Up 2

04/09/2016 09:45

Practice (10:00 Time) started at 9:20:34

Lap	Time of Day	Lap Tm	S1	S2	S3	S3Spd	SFSpd	Lap	Time of Day	Lap Tm	S1	S2	S3	S3Spd	SFSpd
(9) Rishon HICKEY															
1	9:25:00.230				21.093		75.064								
2	9:26:12.555	1:12.325			20.868		73.342								
3	9:27:25.089	1:12.534			20.922		74.981								
(20) Jack HART															
1	9:24:32.549			29.898	24.467	84.200	78.488								
2	9:25:49.092	1:16.543	25.110	29.059	22.374	85.162	78.765								
3	9:27:05.446	1:16.354	25.253	28.721	22.380	84.095	78.580								
4	9:28:22.145	1:16.699	24.814	29.356	22.529	83.780	78.765								
(47) Joel BAVIDGE															
1	9:23:28.026			40.060	29.152	72.785	69.904								
2	9:25:07.177	1:39.151	33.996	37.777	27.378	73.502	71.164								
3	9:26:45.329	1:38.152	32.143	37.783	28.226	64.095	70.565								
4	9:28:28.505	1:43.176	31.635	36.421	35.120	73.826	21.592								
(21) Marc GIBSON															
1	9:24:01.844			34.086	24.543	76.870	75.402								

Clerk of the Course :

Sig : Time :

Chief Timekeeper : Ian Sharp (SMART Timing)

Results available at www.mylaps.com and www.smart-timing.co.uk

Printed: 05/09/2016 12:47:02

Orbits



Qualifying Results

KMSC National Motorcycle Racing

Sorted on best lap time

KMSC Sidecars

Knockhill 1.267 miles

Warm Up 2

04/09/2016 10:00

Practice (10:00 Time) started at 9:32:38

Pos	No.	Name	Make/Model	CC	Class	Laps	Best Tm	In Lap	Diff	Avg. Speed
1	6	BAKER / BAKER-MILLIGAN	Baker Suzuki	600	SC	8	57.402	7		73.834
2	111	HOSKISSON / HARDIE	Baker	750	SC	8	58.353	6	0.951	72.924
3	8	BELL / BELSEY	LCR Suzuki	600	SC	4	59.188	3	1.786	66.273
4	34	CHRISTIE / CHRISTIE	LCR Honda	600	SC	5	59.682	4	2.280	65.081
5	964	ANDERSON / MAYHEW	Molynuex DMR	600	SC	5	1:01.518	4	4.116	66.381
6	50	BROWNE / McKAY	Baker / Ireson	600	SC	6	1:09.951	5	12.549	58.610
7	66	STROUD / STEWART	Irisom F2	600	SC	6	1:12.208	4	14.806	58.240
8	7	LEWIS / FAIRHURST	Hogg BMW	600	SC	1		0		48.737

Clerk of the Course :

Sig : Time :

Chief Timekeeper : Ian Sharp (SMART Timing)

Results available at www.mylaps.com and www.smart-timing.co.uk

Printed: 05/09/2016 13:07:15

Orbits



KMSC National Motorcycle Racing


KMSC Sidecars

Knockhill 1.267 miles

Warm Up 2

04/09/2016 10:00

Practice (10:00 Time) started at 9:32:38



Lap	Time of Day	Lap Tm	S1	S2	S3	S3Spd	SFSpd	Lap	Time of Day	Lap Tm	S1	S2	S3	S3Spd	SFSpd
(6) BAKER / BAKER-MILLIGAN															
1	9:33:57.187			25.502	18.208	106.183	100.611								
2	9:34:57.887	1:00.700	20.368	23.305	17.027	109.118	101.987								
3	9:35:56.894	59.007	19.661	22.427	16.919	110.374	102.142								
4	9:36:55.207	58.313	19.328	22.019	16.966	110.012	101.524								
5	9:37:53.855	58.648	18.985	22.765	16.898	109.118	100.914								
6	9:38:51.914	58.059	18.997	21.968	17.094	110.556	101.832								
7	9:39:49.316	57.402	18.942	21.729	16.731	110.374	101.524								
8	9:40:52.254	1:02.938	19.102	21.755	22.081	111.474	32.109								
(11) HOSKISSON / HARDIE															
1	9:33:58.662			24.186	17.788	105.349	101.371								
2	9:34:59.170	1:00.508	20.163	22.818	17.527	108.764	100.914								
3	9:35:58.274	59.104	19.601	22.227	17.276	109.296	102.454								
4	9:36:56.771	58.497	19.174	22.203	17.120	109.474	103.084								
5	9:37:56.522	59.751	19.162	22.642	17.947	108.588	99.125								
6	9:38:54.875	58.353	19.179	22.287	16.887	109.832	101.987								
7	9:39:53.807	58.932	19.245	22.277	17.410	109.653	99.714								
8	9:40:58.424	1:04.617	19.964	22.403	22.250	108.588	33.025								
(8) BELL / BELSEY															
1	9:34:05.949			25.503	18.952	112.033	108.064								
2	9:35:07.567	1:01.618	20.341	23.135	18.142	119.409	110.739								
3	9:36:06.755	59.188	19.461	22.417	17.310	119.409	111.660								
4	9:37:13.350	1:06.595	18.802	21.905	25.888	121.352	27.719								
(34) CHRISTIE / CHRISTIE															
1	9:33:59.518			24.839	18.740	105.515	98.688								
2	9:35:17.053	1:17.535	20.021	22.804	34.710	107.890	98.398								
3	9:36:18.057	1:01.004	20.340	22.840	17.824	106.520	99.125								
4	9:37:17.739	59.682	19.507	22.567	17.608	108.238	98.833								
5	9:38:28.475	1:10.736	19.431	23.361	27.944	91.303	23.472								
(964) ANDERSON / MAYHEW															
1	9:34:07.149			25.744	19.000	103.402	94.785								
2	9:35:10.525	1:03.376	21.073	24.015	18.288	103.242	95.323								
3	9:36:12.637	1:02.112	20.493	23.619	18.000	102.926	94.919								
4	9:37:14.155	1:01.518	20.367	23.529	17.622	103.242	94.385								
5	9:38:21.611	1:07.456	21.335	24.320	21.801	97.824	39.945								
(50) BROWNE / McKAY															
1	9:34:17.314			31.997	22.268	93.988	92.308								
2	9:35:31.240	1:13.926	24.067	28.857	21.002	98.111	92.562								
3	9:36:46.286	1:15.046	24.741	29.100	21.205	100.161	93.076								
4	9:37:59.470	1:13.184	24.529	28.229	20.426	97.257	93.595								
5	9:39:09.421	1:09.951	23.647	26.751	19.553	102.926	97.117								
6	9:40:24.986	1:15.565	22.341	26.192	27.032	103.402	22.618								
(66) STROUD / STEWART															
1	9:34:18.607			30.773	21.291	80.561	82.139								
2	9:35:31.669	1:13.062	24.544	27.856	20.662	91.427	88.299								
3	9:36:44.995	1:13.326	24.811	27.512	21.003	96.836	79.700								
4	9:37:57.203	1:12.208	23.983	27.539	20.686	92.435	84.200								
5	9:39:09.665	1:12.462	23.755	27.350	21.357	93.076	89.957								
6	9:40:27.950	1:18.285	23.144	27.201	27.940	95.731	23.538								
(7) LEWIS / FAIRHURST															
1	9:34:11.643			26.835	19.554	90.442	84.518								

Clerk of the Course :

Sig : Time :

Chief Timekeeper : Ian Sharp (SMART Timing)

Results available at www.mylaps.com and www.smart-timing.co.uk

Printed: 05/09/2016 13:07:33

Orbits



Race Results

KMSC National Motorcycle Racing

Sorted on Laps

KMSC Lightweights

Knockhill 1.267 miles

Race 16 - 2nd Race

04/09/2016 10:15

Race (10 Laps) started at 9:47:44

Pos	No.	Name	Make/Model	CC	Class	Laps	Total Tm	Diff	Best Tm	In Lap	Avg. Speed
1	49	Paul McCLUNG	Kawasaki	ER6	SL	10	9:10.534		53.781	4	82.849
2	119	Kristopher DUNCAN	Kawasaki	ER6	SL	10	9:31.962	21.428	56.452	6	79.745
3	11	Lewis PATERSON	Suzuki	SV650	SL	10	9:40.630	30.096	56.727	5	78.554
4	155	Scott CAMPBELL	Kawasaki	ER6 650	SL	10	9:45.619	35.085	57.428	10	77.885
5	4	Alan GIBSON	Suzuki	SV650	SL	10	9:45.773	35.239	56.739	9	77.864
6	134	Kenneth THIRLWALL	Kawasaki	ER6	SL	10	9:48.968	38.434	57.516	10	77.442
7	21	Grant REID	Kawasaki	ER6	SL	10	9:49.895	39.361	57.737	10	77.320
8	39	Stuart HAMILTON	Kawasaki	ER650	SL	10	9:54.389	43.855	58.202	7	76.736
9	68	Scott ROBERTSON	Suzuki	SV650	SL	10	9:55.005	44.471	57.292	9	76.656
10	66	Kevin WATRET	Kawasaki	ER6	SL	10	10:00.715	50.181	58.983	9	75.928
11	79	Ashley ROBSON	Kawasaki	ZXR400	SL	10	10:01.361	50.827	58.674	9	75.846
12	14	Scott GORDON	Kawasaki	ER6	SL	10	10:01.632	51.098	58.840	6	75.812
13	16	Gerry KEIRNAN	Suzuki	SV650	SL	9	9:17.959	1 Lap	1:00.318	9	73.571
14	2	Robert WOODWARD	Suzuki	SV650	SL	9	9:18.893	1 Lap	59.862	9	73.448
15	800	Gordon CLARK	Kawasaki	ZXR400	SL	9	9:20.645	1 Lap	1:00.682	9	73.219
16	25	Jim PURVIS	Yamaha	FZR400	SL	9	9:20.951	1 Lap	1:00.951	9	73.179
17	900	Dean CRAWFORD	Suzuki	SV650	SL	9	9:21.432	1 Lap	1:00.824	8	73.116
18	55	Tom ROBINSON	Aprilia	RRV 450	SL	9	9:21.582	1 Lap	1:00.397	6	73.097
19	74	Christine WATSON	Suzuki	SV650	SL	9	9:26.568	1 Lap	1:01.251	8	72.453
20	29	Eric UTTERSON	Suzuki	SV650	SL	9	9:36.674	1 Lap	1:02.323	5	71.184
21	12	Jordan GILL	KTM	RC390	SL	9	9:41.195	1 Lap	1:03.146	7	70.630
22	3	Iain ROBERTSON	Suzuki	SV650	SL	9	9:41.303	1 Lap	1:01.716	9	70.617
23	162	Patrick POLLARD	Suzuki	SV650	SL	8	9:15.886	2 Laps	1:05.466	2	65.641
24	34	Charles MORRISON	Kawasaki	ZXR400	SL	8	9:30.775	2 Laps	1:09.319	2	63.928

Not classified

DNS	15	Keith DICKIE	Kawasaki	ER6	SL			DNS		0	-
DNS	13	Andrew BARTON	Kawasaki	ER6	SL			DNS		0	-
DNS	125	Sam HENDERSON	Kawasaki	ER6 650	SL			DNS		0	-
DNS	5	Gillian McGAW	Kawasaki	650	SL			DNS		0	-

Margin of Victory	Avg. Speed	Best Lap Tm	Best Speed	Best Lap by
21.428	82.849	53.781	84.809	49 - Paul McCLUNG

Clerk of the Course :

Orbits

Sig :

Time :

Chief Timekeeper : Ian Sharp (SMART Timing)

Results available at www.mylaps.com and www.smart-timing.co.uk

Printed: 05/09/2016 13:13:35



KMSC National Motorcycle Racing

KMSC Lightweights

Race 16 - 2nd Race

Race (10 Laps) started at 9:47:44

Knockhill 1.267 miles

04/09/2016 10:15

Lap	Time of Day	Lap Tm	S1	S2	S3	S3Spd	SFSpd
(49) Paul McCLUNG							
1	9:48:42.213			20.966	16.154	116.103	109.832
2	9:49:36.920	54.707	17.969	20.817	15.921	116.912	110.193
3	9:50:31.346	54.426	17.826	20.706	15.894	117.116	110.374
4	9:51:25.127	53.781	17.693	20.417	15.671	117.526	110.922
5	9:52:19.838	54.711	18.099	20.733	15.879	117.940	110.556
6	9:53:14.659	54.821	17.739	20.759	16.323	118.356	110.556
7	9:54:08.851	54.192	17.971	20.490	15.731	119.621	111.105
8	9:55:03.282	54.431	17.738	20.668	16.025	119.621	111.474
9	9:56:00.284	57.002	19.136	22.131	15.735	116.912	110.374
10	9:56:55.450	55.166	17.944	21.509	15.713	116.506	109.832

Lap	Time of Day	Lap Tm	S1	S2	S3	S3Spd	SFSpd
(119) Kristopher DUNCAN							
1	9:48:45.413			21.998	16.407	114.129	107.717
2	9:49:42.234	56.821	18.844	21.652	16.325	114.714	107.372
3	9:50:39.239	57.005	18.850	21.687	16.468	113.742	107.030
4	9:51:36.141	56.902	18.837	21.725	16.340	114.323	107.717
5	9:52:32.624	56.483	18.642	21.510	16.331	114.910	107.717
6	9:53:29.076	56.452	18.706	21.397	16.349	114.323	107.717
7	9:54:25.617	56.541	18.668	21.493	16.380	114.518	107.372
8	9:55:22.246	56.629	18.664	21.469	16.496	115.305	104.366
9	9:56:18.823	56.577	18.679	21.769	16.129	114.518	107.201
10	9:57:16.878	58.055	18.968	22.595	16.492	114.129	107.030

Lap	Time of Day	Lap Tm	S1	S2	S3	S3Spd	SFSpd
(11) Lewis PATERSON							
1	9:48:47.697			23.131	17.047	111.105	104.043
2	9:49:46.295	58.598	19.303	22.531	16.764	111.846	104.366
3	9:50:44.161	57.866	19.098	22.362	16.406	111.846	102.768
4	9:51:41.155	56.994	18.756	21.902	16.336	109.474	102.611
5	9:52:37.882	56.727	18.670	21.811	16.246	109.832	102.611
6	9:53:35.523	57.641	18.842	22.366	16.433	109.296	102.768
7	9:54:33.113	57.590	18.777	22.300	16.513	108.588	102.611
8	9:55:30.288	57.175	18.791	22.107	16.367	109.118	102.768
9	9:56:27.783	57.495	18.989	22.070	16.436	109.296	103.084
10	9:57:25.546	57.763	19.048	22.057	16.658	110.739	101.987

Lap	Time of Day	Lap Tm	S1	S2	S3	S3Spd	SFSpd
(155) Scott CAMPBELL							
1	9:48:47.382			22.885	17.041	113.549	105.848
2	9:49:46.076	58.694	19.362	22.532	16.800	113.166	106.015
3	9:50:44.412	58.336	19.096	22.434	16.806	113.166	106.859
4	9:51:42.312	57.900	18.986	22.250	16.664	113.549	105.848
5	9:52:40.220	57.908	18.864	22.321	16.723	112.408	105.349
6	9:53:38.616	58.396	18.965	22.615	16.816	112.408	104.529
7	9:54:37.678	59.062	19.135	22.479	17.448	111.474	105.848
8	9:55:35.443	57.765	18.803	22.215	16.747	112.033	104.856
9	9:56:33.107	57.664	18.637	22.349	16.678	111.290	103.561
10	9:57:30.535	57.428	18.704	22.094	16.630	112.597	104.692

Lap	Time of Day	Lap Tm	S1	S2	S3	S3Spd	SFSpd
(4) Alan GIBSON							
1	9:48:49.219			23.387	17.744	108.588	105.848
2	9:49:48.510	59.291	19.521	22.788	16.982	110.012	106.689
3	9:50:47.554	59.044	19.894	22.417	16.733	110.556	107.890
4	9:51:45.764	58.210	19.348	22.242	16.620	112.408	107.717
5	9:52:44.085	58.321	19.463	22.205	16.653	112.220	108.064
6	9:53:42.478	58.393	19.227	22.397	16.769	111.290	106.183
7	9:54:39.848	57.370	19.074	22.073	16.223	109.118	106.689
8	9:55:36.622	56.774	18.883	21.644	16.247	110.193	107.201
9	9:56:33.361	56.739	18.807	21.708	16.224	111.474	108.064
10	9:57:30.689	57.328	19.009	21.912	16.407	111.474	106.859

Lap	Time of Day	Lap Tm	S1	S2	S3	S3Spd	SFSpd
(134) Kenneth THIRLWALL							
1	9:48:49.486			23.380	17.178	110.739	105.515
2	9:49:48.629	59.143	19.742	22.456	16.945	113.166	104.366
3	9:50:47.397	58.768	19.596	22.270	16.902	111.290	105.349
4	9:51:45.553	58.156	19.334	22.250	16.572	112.786	105.515

Lap	Time of Day	Lap Tm	S1	S2	S3	S3Spd	SFSpd
5	9:52:43.461	57.908	19.166	22.106	16.636	111.290	104.692
6	9:53:42.354	58.893	19.720	22.311	16.862	110.556	104.529
7	9:54:40.531	58.177	19.021	22.371	16.785	110.374	105.184
8	9:55:38.713	58.182	19.000	22.734	16.448	111.105	105.681
9	9:56:36.368	57.655	18.862	22.212	16.581	111.474	105.184
10	9:57:33.884	57.516	18.963	21.963	16.590	111.474	105.020

Lap	Time of Day	Lap Tm	S1	S2	S3	S3Spd	SFSpd
(21) Grant REID							
1	9:48:48.971			23.149	17.374	110.374	103.561
2	9:49:48.168	59.197	19.447	22.737	17.013	111.290	104.204
3	9:50:47.177	59.009	19.621	22.581	16.807	111.105	103.721
4	9:51:45.418	58.241	19.098	22.442	16.701	111.290	103.402
5	9:52:44.002	58.584	19.535	22.321	16.728	111.846	103.721
6	9:53:42.901	58.899	19.668	22.428	16.803	112.786	103.561
7	9:54:41.024	58.123	19.174	22.366	16.583	111.105	104.692
8	9:55:39.071	58.047	19.059	22.555	16.433	111.105	104.529
9	9:56:37.074	58.003	19.041	22.298	16.664	109.653	104.204
10	9:57:34.811	57.737	18.811	22.240	16.686	110.922	103.561

Lap	Time of Day	Lap Tm	S1	S2	S3	S3Spd	SFSpd
(39) Stuart HAMILTON							
1	9:48:50.231			23.572	17.464	110.922	105.184
2	9:49:49.471	59.240	19.717	22.486	17.037	111.846	104.204
3	9:50:48.451	58.980	19.595	22.402	16.983	112.786	103.402
4	9:51:46.907	58.456	19.345	22.292	16.819	112.220	103.084
5	9:52:45.626	58.719	19.405	22.339	16.975	111.105	101.371
6	9:53:44.272	58.646	19.393	22.263	16.990	111.660	103.084
7	9:54:42.474	58.202	19.150	22.243	16.809	111.290	103.402
8	9:55:42.072	59.598	20.166	22.517	16.915	109.832	102.611
9	9:56:40.717	58.645	19.281	22.425	16.939	110.556	101.066
10	9:57:39.305	58.588	19.334	22.504	16.750	110.374	102.611

Lap	Time of Day	Lap Tm	S1	S2	S3	S3Spd	SFSpd
(68) Scott ROBERTSON							
1	9:48:52.836			24.344	17.550	105.848	98.688
2	9:49:52.552	59.716	19.734	22.561	17.421	105.515	98.398
3	9:50:52.362	59.810	19.346	23.517	16.947	106.520	99.272
4	9:51:50.310	57.948	19.003	22.096	16.849	107.890	100.161
5	9:52:49.055	58.745	18.983	22.454	17.308	103.561	98.688
6	9:53:47.924	58.869	18.987	22.954	16.928	106.689	100.161
7	9:54:46.236	58.312	19.345	22.220	16.747	106.351	99.419
8	9:55:44.464	58.228	18.866	22.675	16.687	105.515	100.011
9	9:56:41.756	57.292	18.794	21.886	16.612	107.544	100.011
10	9:57:39.921	58.165	18.906	22.406	16.853	107.372	100.460

Lap	Time of Day	Lap Tm	S1	S2	S3	S3Spd	SFSpd
(66) Kevin WATRET							
1	9:48:50.450			23.650	17.424	112.408	105.020
2	9:49:50.698	1:00.248	20.089	22.712	17.447	112.033	104.043
3	9:50:49.725	59.027	19.402	22.477	17.148	113.357	105.020
4	9:51:48.816	59.091	19.396	22.632	17.063	113.357	103.561
5	9:52:48.339	59.523	19.540	22.869	17.114	111.105	104.043
6	9:53:47.431	59.092	19.343	22.697	17.052	112.033	104.856
7	9:54:47.677	1:00.246	20.219	23.087	16		

KMSC National Motorcycle Racing

KMSC Lightweights

Race 16 - 2nd Race

Race (10 Laps) started at 9:47:44

Knockhill 1.267 miles

04/09/2016 10:15

Lap	Time of Day	Lap Tm	S1	S2	S3	S3Spd	SFSpd	Lap	Time of Day	Lap Tm	S1	S2	S3	S3Spd	SFSpd
(14) Scott GORDON								9	9:57:06.348	1:01.019	20.463	22.926	17.630	107.372	101.524
1	9:48:50.135			23.397	17.570	105.848	98.398	(55) Tom ROBINSON							
2	9:49:50.660	1:00.525	20.089	22.981	17.455	106.183	98.979	1	9:48:58.144		25.519	19.173	102.142	99.714	
3	9:50:50.869	1:00.209	19.703	23.112	17.394	105.848	98.833	2	9:50:00.453	1:02.309	21.160	23.216	17.933	107.030	100.611
4	9:51:50.804	59.935	19.587	22.899	17.449	106.183	98.111	3	9:51:01.934	1:01.481	20.349	23.516	17.616	109.296	100.460
5	9:52:49.907	59.103	19.208	22.799	17.096	106.015	98.979	4	9:52:02.849	1:00.915	20.321	23.093	17.501	107.717	99.566
6	9:53:48.747	58.840	19.049	22.598	17.193	105.515	99.125	5	9:53:03.727	1:00.878	20.363	23.058	17.457	106.351	100.611
7	9:54:48.551	59.804	19.309	23.381	17.114	105.020	98.254	6	9:54:04.124	1:00.397	20.121	22.995	17.281	106.183	101.218
8	9:55:47.896	59.345	19.421	22.806	17.118	104.692	98.833	7	9:55:04.982	1:00.858	20.099	22.813	17.946	106.859	100.310
9	9:56:46.913	59.017	19.188	22.732	17.097	104.692	98.398	8	9:56:05.795	1:00.813	20.321	23.104	17.388	108.064	100.914
10	9:57:46.548	59.635	19.661	22.952	17.022	104.856	98.833	9	9:57:06.498	1:00.703	20.454	22.908	17.341	108.238	100.762

(16) Gerry KEIRNAN							
1	9:48:52.435		24.242	18.273	111.105	103.561	
2	9:49:54.054	1:01.619	20.374	23.508	17.737	112.033	104.043
3	9:50:55.958	1:01.904	20.380	23.644	17.880	111.846	102.611
4	9:51:56.721	1:00.763	20.122	23.208	17.433	112.033	102.926
5	9:52:58.722	1:02.001	20.266	23.930	17.865	109.653	103.242
6	9:53:59.918	1:01.196	20.035	23.198	17.963	111.105	103.084
7	9:55:01.216	1:01.298	20.452	23.256	17.590	110.739	103.402
8	9:56:02.557	1:01.341	20.486	23.402	17.453	107.890	102.454
9	9:57:02.875	1:00.318	19.951	23.053	17.314	110.739	103.084

(74) Christine WATSON							
1	9:48:55.873		24.930	18.337	102.926	95.188	
2	9:49:58.508	1:02.635	20.776	23.922	17.937	103.882	95.323
3	9:51:00.430	1:01.922	20.474	23.769	17.679	101.832	95.731
4	9:52:02.355	1:01.925	20.485	23.468	17.972	103.084	94.518
5	9:53:04.148	1:01.793	20.373	23.594	17.826	101.218	96.005
6	9:54:06.409	1:02.261	20.509	23.724	18.028	101.371	94.919
7	9:55:08.331	1:01.922	20.553	23.404	17.965	101.066	94.518
8	9:56:09.582	1:01.251	20.199	23.206	17.846	102.454	94.651
9	9:57:11.484	1:01.902	20.154	23.867	17.881	101.066	94.651

(2) Robert WOODWARD							
1	9:48:54.547		24.630	18.156	105.515	100.762	
2	9:49:56.610	1:02.063	20.944	23.384	17.735	106.689	100.914
3	9:50:57.871	1:01.261	20.584	23.290	17.387	106.351	100.762
4	9:51:59.175	1:01.304	20.621	23.241	17.442	106.183	100.310
5	9:52:59.964	1:00.789	20.155	23.258	17.376	106.183	101.066
6	9:54:00.996	1:01.032	20.518	23.096	17.418	106.859	101.218
7	9:55:01.929	1:00.933	20.350	23.294	17.289	105.848	101.066
8	9:56:03.947	1:02.018	20.473	24.078	17.467	105.515	99.863
9	9:57:03.809	59.862	19.872	22.907	17.083	105.349	100.161

(29) Eric UTTERSON							
1	9:48:56.076		24.978	18.910	102.298	100.310	
2	9:49:59.381	1:03.305	21.183	23.835	18.287	107.544	101.678
3	9:51:02.663	1:03.282	20.958	23.812	18.512	107.372	100.460
4	9:52:05.674	1:03.011	20.951	23.783	18.277	106.689	100.460
5	9:53:07.997	1:02.323	20.791	23.475	18.057	106.520	99.863
6	9:54:11.068	1:03.071	20.976	23.774	18.321	106.015	100.161
7	9:55:14.088	1:03.020	20.858	23.940	18.222	106.183	98.111
8	9:56:16.679	1:02.591	20.950	23.671	17.970	106.859	100.611
9	9:57:21.590	1:04.911	20.824	24.562	19.525	106.689	99.566

(800) Gordon CLARK							
1	9:48:53.835		24.284	19.303	108.764	101.066	
2	9:49:55.490	1:01.655	20.522	23.239	17.894	110.556	101.832
3	9:50:56.695	1:01.205	20.197	23.171	17.837	110.739	102.454
4	9:51:57.945	1:01.250	20.470	23.118	17.662	110.193	101.218
5	9:52:59.066	1:01.121	20.253	23.025	17.843	109.474	101.371
6	9:54:00.299	1:01.233	20.478	23.130	17.625	109.474	101.371
7	9:55:01.376	1:01.077	20.295	23.291	17.491	109.296	102.454
8	9:56:04.879	1:03.503	20.810	24.432	18.261	106.689	99.863
9	9:57:05.561	1:00.682	19.863	23.174	17.645	108.413	96.697

(12) Jordan GILL							
1	9:48:56.276		25.278	19.096	94.651	88.183	
2	9:50:01.414	1:05.138	21.299	24.515	19.324	93.857	88.068
3	9:51:05.474	1:04.060	20.924	24.238	18.898	93.205	87.380
4	9:52:09.139	1:03.665	20.803	24.122	18.740	93.076	86.927
5	9:53:12.609	1:03.470	20.703	23.977	18.790	92.562	86.702
6	9:54:15.870	1:03.261	20.687	23.973	18.601	92.562	87.040
7	9:55:19.016	1:03.146	20.622	23.792	18.732	92.690	86.702
8	9:56:22.280	1:03.264	20.661	23.938	18.665	93.076	86.927
9	9:57:26.111	1:03.831	20.800	24.293	18.738	92.435	86.814

(25) Jim PURVIS							
1	9:48:53.995		24.755	18.325	105.184	98.688	
2	9:49:56.088	1:02.093	20.829	23.623	17.641	106.015	98.833
3	9:50:57.155	1:01.067	20.044	23.514	17.509	106.015	99.125
4	9:51:58.374	1:01.219	20.349	23.396	17.474	107.372	99.125
5	9:52:59.586	1:01.212	20.182	23.204	17.826	106.689	98.979
6	9:54:00.764	1:01.178	20.320	23.301	17.557	107.372	99.419
7	9:55:02.108	1:01.344	20.250	23.329	17.765	107.544	98.688
8	9:56:04.916	1:02.808	20.627	24.161	18.020	105.515	98.688
9	9:57:05.867	1:00.951	20.276	23.273	17.402	104.529	99.125

(3) Iain ROBERTSON							
1	9:48:58.007		25.862	19.191	104.204	101.371	
2	9:50:02.814	1:04.807	21.747	24.645	18.415	108.764	101.987
3	9:51:07.164	1:04.350	21.340	24.751	18.259	107.890	101.832
4	9:52:11.387	1:04.223	21.184	24.387	18.652	106.183	100.460
5	9:53:15.627	1:04.240	21.382	24.500	18.358	106.859	101.678
6	9:54:18.877	1:03.250	21.001	24.295	17.954	106.015	100.611
7	9:55:21.796	1:02.919	21.194	23.901	17.824	107.717	100.762
8	9:56:24.503	1:02.707	20.812	24.264	17.631	108.413	101.066
9	9:57:26.219	1:01.716	20.506	23.761	17.449	109.296	102.454

(900) Dean CRAWFORD							
1	9:48:53.391		24.147	18.534	108.941	101.066	
2	9:49:54.685	1:01.294	20.266	23.270	17.758	109.118	101.987
3	9:50:56.433	1:01.748	20.271	23.646	17.831	109.118	101.218
4	9:51:57.333	1:00.900	20.280	23.128	17.492	108.588	101.371
5	9:52:58.755	1:01.422	20.243	23.317	17.862	106.015	99.566
6	9:54:03.125	1:04.370	21.689	25.069	17.612	107.544	99.863
7	9:55:04.505	1:01.380	20.183	23.358	17.839	107.372	99.714
8	9:56:05.329	1:00.824	20.080	22.839	17.905	108.588	100.914

(162) Patrick POLLARD							
1	9:48:58.877		25.932	19.211	99.419	93.726	
2	9:50:04.343	1:05.466	21.971	24.591	18.904	99.863	92.947
3	9:51:11.266	1:06.923	22.064	25.104	19.755	97.967	88.884
4	9:52:19.810	1:08.544	22.757	25.723	20.064	96.419	86.590
5	9:53:28.354	1:08.544	23.325	25.604	19.615	93.335	87.722
6	9:54:39.696	1:11.342	22.637	27.172	21.533	85.054	74.897
7	9:55:51.580	1:11.884	24.409	26.217	21.258	87.608	80.368
8	9:57:00.802	1:09.222	23.439	26.013	19.770	93.726	84.306

Clerk of the Course :

Sig : Time :

Chief Timekeeper : Ian Sharp (SMART Timing)

Results available at www.mylaps.com and www.smart-timing.co.uk

Printed: 05/09/2016 13:13:53

Orbits





Race Results

KMSC National Motorcycle Racing

<p>KMSC Lightweights</p> <p>Race 16 - 2nd Race</p> <p>Race (10 Laps) started at 9:47:44</p>	<p>Knockhill 1.267 miles</p> <p>04/09/2016 10:15</p>
--	--

Lap	Time of Day	Lap Tm	S1	S2	S3	S3Spd	SFSpd	Lap	Time of Day	Lap Tm	S1	S2	S3	S3Spd	SFSpd
<hr/>															
<small>(34) Charles MORRISON</small>															
1	9:49:02.334			27.076	20.430	94.120	86.035								
2	9:50:11.653	1:09.319	22.761	26.578	19.980	91.552	85.706								
3	9:51:21.677	1:10.024	23.009	26.933	20.082	91.427	84.946								
4	9:52:32.095	1:10.418	23.043	27.107	20.268	90.442	84.306								
5	9:53:43.714	1:11.619	23.457	27.438	20.724	89.358	79.700								
6	9:54:55.033	1:11.319	23.578	27.898	19.843	91.802	85.596								
7	9:56:05.016	1:09.983	22.818	26.961	20.204	90.198	82.139								
8	9:57:15.691	1:10.675	22.956	27.187	20.532	90.809	82.442								

KMSC National Motorcycle Racing

Lapchart

KMSC Lightweights

Knockhill 1.267 miles

Race 16 - 2nd Race

04/09/2016 10:15

Race (10 Laps) started at 9:47:44

Competitors	Laps									
	1	2	3	4	5	6	7	8	9	10
Paul McCLUNG (49)	1	49	49	49	49	49	49	49	49	49
Kristopher DUNCAN (119)	2	119	119	119	119	119	119	119	119	119
Scott CAMPBELL (155)	3	155	155	11	11	11	11	11	11	11
Lewis PATERSON (11)	4	11	11	155	155	155	155	155	155	155
Grant REID (21)	5	21	21	21	21	134	134	4	4	4
Alan GIBSON (4)	6	4	4	134	134	21	4	134	134	134
Kenneth THIRLWALL (134)	7	134	134	4	4	4	21	21	21	21
Scott GORDON (14)	8	14	39	39	39	39	39	39	39	39
Stuart HAMILTON (39)	9	39	14	66	66	66	66	68	68	68
Kevin WATRET (66)	10	66	66	14	79	68	68	66	66	66
Ashley ROBSON (79)	11	79	79	79	68	79	79	14	14	14
Gerry KEIRNAN (16)	12	16	68	68	14	14	14	79	79	79
Scott ROBERTSON (68)	13	68	16	16	16	16	16	16	16	16
Dean CRAWFORD (900)	14	900	900	900	900	900	800	800	2	2
Gordon CLARK (800)	15	800	800	800	800	800	25	2	800	800
Jim PURVIS (25)	16	25	25	25	25	25	2	25	25	25
Robert WOODWARD (2)	17	2	2	2	2	2	900	900	900	900
Christine WATSON (74)	18	74	74	74	74	55	55	55	55	55
Eric UTTERSON (29)	19	29	29	55	55	74	74	74	74	74
Jordan GILL (12)	20	12	55	29	29	29	29	29	29	29
Iain ROBERTSON (3)	21	3	12	12	12	12	12	12	12	12
Tom ROBINSON (55)	22	55	3	3	3	3	3	3	3	3
Patrick POLLARD (162)	23	162	162	162	162	162	162	162	162	162
Charles MORRISON (34)	24	34	34	34	34	34	34	34	34	34
-	25									
-	26									
-	27									
-	28									

Clerk of the Course :

Sig : Time :

Chief Timekeeper : Ian Sharp (SMART Timing)

Results available at www.mylaps.com and www.smart-timing.co.uk

Printed: 05/09/2016 13:14:13

Orbits



Race Results

KMSC National Motorcycle Racing

Sorted on Laps

KMSC Pre-Injection 600

Knockhill 1.267 miles

Race 17 - 2nd Race

04/09/2016 10:30

Race (10 Laps) started at 10:02:30

Pos	No.	Name	Make/Model	CC	Class	Laps	Total Tm	Diff	Best Tm	In Lap	Avg. Speed
1	48	David McCAFFERTY	Yamaha	R6 600	Pl6	10	9:11.635		54.342	4	82.683
2	26	Alan McGREGOR	Yamaha	R6	Pl6	10	9:22.681	11.046	55.349	9	81.060
3	89	Alex BASS	Yamaha	R6 600	Pl6	10	9:23.132	11.497	55.282	8	80.995
4	15	Jon DICKIE	Yamaha	R6 600	Pl6	10	9:24.251	12.616	55.207	8	80.834
5	41	Kieran MURRAY	Kawasaki	ZX6 600	Pl6	10	9:32.869	21.234	55.889	5	79.618
6	6	James WILKEN	Yamaha	R6 600	Pl6	10	9:36.108	24.473	56.589	5	79.171
7	22	William MASON	Kawasaki	ZX6R 600	Pl6	10	9:39.485	27.850	57.178	9	78.709
8	60	Douglas BROWN	Yamaha	R6 600	Pl6	10	9:53.786	42.151	58.429	4	76.814
9	11	Ross WATTS	Yamaha	YZF R6 600	Pl6	10	9:54.435	42.800	58.250	9	76.730
10	73	Fraser CAMERON	Yamaha	R6 600	Pl6	9	9:17.056	1 Lap	1:00.260	2	73.691
11	79	Jimmy ROTHERY	Yamaha	R6 600	Pl6	9	9:26.338	1 Lap	1:01.591	3	72.483
12	196	Martin MacLENNAN	Honda	CBR 600	Pl6	9	10:15.303	1 Lap	1:07.029	5	66.715
13	32	Ross RADLEY	Suzuki	GSXR750	Pl6	9	10:15.669	1 Lap	1:06.802	8	66.675
Not classified											
DNF	91	Lewis SHAND	Yamaha	R6 600	Pl6	6	5:31.410	DNF	54.398	4	82.576
DNF	45	Gerry SULLIVAN	Kawasaki	ZX6R 600	Pl6	3	3:20.468	DNF	1:02.978	2	68.257

Margin of Victory	Avg. Speed	Best Lap Tm	Best Speed	Best Lap by
11.046	82.683	54.342	83.933	48 - David McCAFFERTY

Clerk of the Course :

Orbits

Sig :

Time :

Chief Timekeeper : Ian Sharp (SMART Timing)

Results available at www.mylaps.com and www.smart-timing.co.uk

Printed: 05/09/2016 13:27:49



KMSC National Motorcycle Racing

KMSC Pre-Injection 600

Knockhill 1.267 miles

Race 17 - 2nd Race

04/09/2016 10:30

Race (10 Laps) started at 10:02:30

Lap	Time of Day	Lap Tm	S1	S2	S3	S3Spd	SFSpd
(48) David McCAFFERTY							
1	10:03:29.013			21.327	15.917	117.940	111.105
2	10:04:23.834	54.821	18.044	20.990	15.787	120.265	111.474
3	10:05:18.358	54.524	18.057	20.831	15.636	120.697	110.922
4	10:06:12.700	54.342	17.813	20.814	15.715	121.572	112.220
5	10:07:07.524	54.824	17.722	20.742	16.360	121.792	110.739
6	10:08:02.249	54.725	17.941	21.120	15.664	121.352	111.105
7	10:08:56.919	54.670	18.086	21.071	15.513	121.572	112.220
8	10:09:51.683	54.764	17.957	20.899	15.908	122.236	111.474
9	10:10:46.512	54.829	18.131	21.083	15.615	121.792	111.290
10	10:11:42.598	56.086	18.759	21.106	16.221	120.697	102.298

Lap	Time of Day	Lap Tm	S1	S2	S3	S3Spd	SFSpd
(26) Alan McGREGOR							
1	10:03:30.481			21.794	15.904	120.049	114.518
2	10:04:26.523	56.042	18.694	21.552	15.796	119.835	114.518
3	10:05:22.170	55.647	18.435	21.394	15.818	119.835	113.935
4	10:06:17.783	55.613	18.432	21.303	15.878	119.835	112.408
5	10:07:13.466	55.683	18.469	21.324	15.890	120.480	113.549
6	10:08:10.654	57.188	18.565	22.562	16.061	120.697	112.786
7	10:09:06.425	55.771	18.654	21.232	15.885	119.409	113.549
8	10:10:01.795	55.370	18.454	21.154	15.762	120.049	114.129
9	10:10:57.144	55.349	18.438	21.103	15.808	121.133	113.935
10	10:11:53.644	56.500	18.470	22.051	15.979	120.265	113.357

Lap	Time of Day	Lap Tm	S1	S2	S3	S3Spd	SFSpd
(89) Alex BASS							
1	10:03:31.820			22.174	16.205	120.480	115.504
2	10:04:27.745	55.925	18.470	21.523	15.932	123.360	115.703
3	10:05:23.893	56.148	19.132	21.366	15.650	123.815	114.910
4	10:06:19.701	55.808	18.561	21.328	15.919	121.792	114.518
5	10:07:15.033	55.332	18.151	21.244	15.937	122.236	114.323
6	10:08:11.659	56.626	18.485	22.254	15.887	118.985	114.518
7	10:09:07.534	55.875	18.427	21.443	16.005	121.352	114.323
8	10:10:02.816	55.282	18.264	21.183	15.835	121.352	114.323
9	10:10:58.153	55.337	18.327	21.152	15.858	122.683	114.518
10	10:11:54.095	55.942	18.312	21.781	15.849	120.480	115.107

Lap	Time of Day	Lap Tm	S1	S2	S3	S3Spd	SFSpd
(15) Jon DICKIE							
1	10:03:31.107			21.870	16.240	116.103	111.846
2	10:04:27.515	56.408	18.751	21.558	16.099	118.775	111.660
3	10:05:24.454	56.939	19.084	21.420	16.435	119.621	112.786
4	10:06:20.328	55.874	18.397	21.394	16.083	121.133	112.408
5	10:07:15.702	55.374	18.166	21.078	16.130	120.697	111.846
6	10:08:12.082	56.380	18.206	22.041	16.133	118.565	112.597
7	10:09:08.167	56.085	18.325	21.295	16.465	121.352	112.033
8	10:10:03.374	55.207	18.255	21.043	15.909	121.133	112.408
9	10:10:59.138	55.764	18.471	21.225	16.068	119.409	112.033
10	10:11:55.214	56.076	18.117	21.832	16.127	118.147	112.786

Lap	Time of Day	Lap Tm	S1	S2	S3	S3Spd	SFSpd
(41) Kieran MURRAY							
1	10:03:32.832			21.825	16.375	117.940	112.220
2	10:04:29.505	56.673	18.910	21.640	16.123	118.565	111.846
3	10:05:25.817	56.312	18.557	21.429	16.326	117.940	111.105
4	10:06:21.970	56.153	18.682	21.155	16.316	118.565	112.033
5	10:07:17.859	55.889	18.401	21.297	16.191	117.526	111.290
6	10:08:14.911	57.052	18.829	21.319	16.904	117.526	110.193
7	10:09:11.664	56.753	18.792	21.567	16.394	117.733	111.474
8	10:10:08.684	57.020	18.886	21.826	16.308	111.474	111.105
9	10:11:06.176	57.492	18.916	22.157	16.419	117.321	110.374
10	10:12:03.832	57.656	19.185	21.848	16.623	117.116	109.118

Lap	Time of Day	Lap Tm	S1	S2	S3	S3Spd	SFSpd
(6) James WILKEN							
1	10:03:33.744			22.183	16.649	119.196	112.976
2	10:04:30.544	56.800	19.058	21.491	16.251	120.049	111.846
3	10:05:27.344	56.800	19.242	21.421	16.137	120.915	113.549
4	10:06:23.959	56.615	18.860	21.581	16.174	117.940	111.846

Lap	Time of Day	Lap Tm	S1	S2	S3	S3Spd	SFSpd
5	10:07:20.548	56.589	19.059	21.401	16.129	117.321	111.105
6	10:08:17.548	57.000	19.070	21.641	16.289	117.116	111.660
7	10:09:15.076	57.528	19.498	21.786	16.244	117.940	111.846
8	10:10:12.505	57.429	19.242	21.721	16.466	116.506	110.012
9	10:11:10.016	57.511	19.225	21.812	16.474	118.985	110.193
10	10:12:07.071	57.055	19.027	21.759	16.269	117.733	111.846

Lap	Time of Day	Lap Tm	S1	S2	S3	S3Spd	SFSpd
(22) William MASON							
1	10:03:32.214			22.270	16.814	115.703	110.739
2	10:04:29.964	57.750	19.103	22.108	16.539	114.518	109.118
3	10:05:27.304	57.340	19.009	21.865	16.466	114.714	110.012
4	10:06:24.750	57.446	19.365	21.673	16.408	116.103	108.238
5	10:07:22.018	57.268	18.931	21.770	16.567	107.717	107.890
6	10:08:19.314	57.296	18.988	21.901	16.407	115.504	108.238
7	10:09:18.278	58.964	19.389	22.903	16.672	113.935	107.890
8	10:10:15.667	57.389	18.898	22.102	16.389	114.323	108.413
9	10:11:12.845	57.178	18.911	21.950	16.317	114.714	108.764
10	10:12:10.448	57.603	18.887	22.061	16.655	115.107	107.717

Lap	Time of Day	Lap Tm	S1	S2	S3	S3Spd	SFSpd
(60) Douglas BROWN							
1	10:03:33.685			22.611	17.043	116.506	109.296
2	10:04:32.579	58.894	19.611	22.334	16.949	114.518	110.922
3	10:05:31.284	58.705	19.331	22.493	16.881	113.357	109.832
4	10:06:29.713	58.429	19.376	22.176	16.877	114.714	108.764
5	10:07:28.810	59.097	19.612	22.451	17.034	114.129	107.717
6	10:08:27.883	59.073	19.545	22.597	16.931	113.935	107.717
7	10:09:26.774	58.891	19.368	22.510	17.013	114.714	108.764
8	10:10:26.384	59.610	19.896	22.899	16.815	112.408	108.941
9	10:11:25.373	58.989	19.557	22.459	16.973	113.549	109.296
10	10:12:24.749	59.376	19.694	22.564	17.118	112.408	110.193

Lap	Time of Day	Lap Tm	S1	S2	S3	S3Spd	SFSpd
(11) Ross WATTS							
1	10:03:35.176			23.256	17.609	115.107	107.890
2	10:04:34.232	59.056	19.579	22.509	16.968	114.714	106.520
3	10:05:33.461	59.229	19.454	22.737	17.038	112.033	109.296
4	10:06:31.895	58.434	19.474	22.335	16.625	113.166	106.351
5	10:07:30.639	58.744	19.243	22.364	17.137	113.549	105.020
6	10:08:29.388	58.749	19.826	22.226	16.697	115.305	107.544
7	10:09:28.701	59.313	19.333	22.390	17.590	115.504	107.201
8	10:10:28.561	59.860	19.988	23.247	16.625	111.105	107.544
9	10:11:26.811	58.250	19.205	22.273	16.772	114.323	108.064
10	10:12:25.398	58.587	19.010	22.304	17.273	115.903	105.349

Lap	Time of Day	Lap Tm	S1	S2	S3	S3Spd	SFSpd
(73) Fraser CAMERON							
1	10:03:37.079			23.488	17.511	116.506	112.033
2	10:04:37.339	1:00.260	20.228	22.737	17.295	117.116	110.374
3	10:05:37.821	1:00.482	20.386	22.876	17.220	116.506	110.556
4	10:06:39.223	1:01.402	20.583	23.239	17.580	117.321	111.105
5	10:07:40.377	1:01.154	20.599	23.209	17.346	114.910	110.012
6	10:08:41.685	1:01.308	20.636	23.258			

KMSC National Motorcycle Racing


KMSC Pre-Injection 600

Knockhill 1.267 miles

Race 17 - 2nd Race

04/09/2016 10:30

Race (10 Laps) started at 10:02:30



Lap	Time of Day	Lap Tm	S1	S2	S3	S3Spd	SFSpd	Lap	Time of Day	Lap Tm	S1	S2	S3	S3Spd	SFSpd
1	10:03:44.852			26.299	19.806	102.142	92.054								
2	10:04:52.918	1:08.066	22.296	26.373	19.397	101.218	94.252								
3	10:06:00.588	1:07.670	22.004	26.140	19.526	99.566	92.435								
4	10:07:08.803	1:08.215	21.965	26.522	19.728	99.272	94.252								
5	10:08:15.832	1:07.029	22.054	25.630	19.345	101.371	93.726								
6	10:09:23.966	1:08.134	22.166	26.178	19.790	101.218	91.552								
7	10:10:31.660	1:07.694	22.401	26.340	18.953	102.768	95.188								
8	10:11:38.746	1:07.086	21.845	25.818	19.423	104.204	93.465								
9	10:12:46.266	1:07.520	21.963	26.329	19.228	101.832	96.005								

(32) Ross RADLEY

1	10:03:43.629			26.071	19.347	104.043	103.242
2	10:04:52.722	1:09.093	22.433	26.481	20.179	100.611	97.967
3	10:06:00.722	1:08.000	23.046	25.674	19.280	104.856	102.926
4	10:07:08.917	1:08.195	22.774	25.800	19.621	103.242	104.043
5	10:08:16.890	1:07.973	22.915	26.027	19.031	108.941	102.926
6	10:09:24.496	1:07.606	22.801	25.632	19.173	106.859	103.402
7	10:10:32.099	1:07.603	22.784	25.430	19.389	106.520	102.926
8	10:11:38.901	1:06.802	22.417	25.178	19.207	106.015	102.454
9	10:12:46.632	1:07.731	22.695	25.411	19.625	106.183	102.142

(91) Lewis SHAND

1	10:03:29.419			21.865	15.477	119.196	114.910
2	10:04:23.863	54.444	18.013	20.774	15.657	120.049	114.129
3	10:05:18.950	55.087	18.368	21.196	15.523	120.265	114.518
4	10:06:13.348	54.398	18.115	20.858	15.425	120.697	115.107
5	10:07:07.899	54.551	17.973	20.602	15.976	122.236	113.935
6	10:08:02.373	54.474	18.222	20.691	15.561	121.572	114.910

(45) Gerry SULLIVAN

1	10:03:39.970			24.348	17.919	110.193	103.084
2	10:04:42.948	1:02.978	21.359	24.053	17.566	104.529	100.310
3	10:05:51.431	1:08.483	21.322	24.883	22.278	102.142	39.592

Clerk of the Course :

Sig : Time :

Chief Timekeeper : Ian Sharp (SMART Timing)

Results available at www.mylaps.com and www.smart-timing.co.uk

Printed: 05/09/2016 13:28:04

Orbits



KMSC National Motorcycle Racing

Lapchart

KMSC Pre-Injection 600

Knockhill 1.267 miles

Race 17 - 2nd Race

04/09/2016 10:30

Race (10 Laps) started at 10:02:30

Competitors	Laps										
	1	2	3	4	5	6	7	8	9	10	
David McCAFFERTY (48)	1	48	48	48	48	48	48	48	48	48	48
Lewis SHAND (91)	2	91	91	91	91	91	26	26	26	26	26
Alan McGREGOR (26)	3	26	26	26	26	26	89	89	89	89	89
Jon DICKIE (15)	4	15	15	89	89	89	89	15	15	15	15
Alex BASS (89)	5	89	89	15	15	15	15	41	41	41	41
William MASON (22)	6	22	41	41	41	41	41	6	6	6	6
Kieran MURRAY (41)	7	41	22	22	6	6	6	22	22	22	22
Douglas BROWN (60)	8	60	6	6	22	22	22	60	60	60	60
James WILKEN (6)	9	6	60	60	60	60	60	11	11	11	11
Ross WATTS (11)	10	11	11	11	11	11	11	73	73	73	73
Fraser CAMERON (73)	11	73	73	73	73	73	73	79	79	79	79
Jimmy ROTHERY (79)	12	79	79	79	79	79	79	196	196	196	196
Gerry SULLIVAN (45)	13	45	45	45	196	196	196	32	32	32	32
Ross RADLEY (32)	14	32	32	196	32	32	32				
Martin MacLENNAN (196)	15	196	196	32							

Clerk of the Course :

Sig : Time :

Chief Timekeeper : Ian Sharp (SMART Timing)

Results available at www.mylaps.com and www.smart-timing.co.uk

Printed: 05/09/2016 13:28:22

Orbits



Race Results

KMSC National Motorcycle Racing

Sorted on Laps

KMSC Superstock 600

Knockhill 1.267 miles

Race 18 - 2nd Race

04/09/2016 10:45

Race (10 Laps) started at 10:17:32

Pos	No.	Name	Make/Model	CC	Class	Laps	Total Tm	Diff	Best Tm	In Lap	Avg. Speed
1	8	Lewis ROLLO	Kawasaki	ZXR 600	S6	10	8:43.699		51.870	6	87.094
2	81	Ryan WATSON	Yamaha	R6 600	S6	10	8:47.362	3.663	51.996	4	86.489
3	45	Ewan GRAY	Kawasaki	ZX6R 600	S6	10	8:47.937	4.238	52.296	6	86.395
4	31	Torquill PATERSON	Yamaha	R6 600	S6	10	8:52.436	8.737	52.503	4	85.665
5	99	Callum GRIGOR	Kawasaki	ZX6R 600	S6	10	8:56.963	13.264	52.847	6	84.942
6	84	Kyle HARPER	Kawasaki	ZX6R 600	S6	10	9:00.451	16.752	53.400	7	84.394
7	64	Sam MUNRO	Kawasaki	ZX6R 600	S6	10	9:01.888	18.189	53.517	4	84.170
8	11	Patrick FORMAN	Kawasaki	ZX6R 600	S6	10	9:14.013	30.314	54.751	4	82.328
9	21	Mike SWANSON	Yamaha	R6 600	S6	10	9:14.157	30.458	54.443	4	82.307
10	27	Andy DONALD	Kawasaki		S6	10	9:34.328	50.629	55.591	9	79.416
11	12	Graeme KERR	Suzuki	GSXR 600	S6	10	9:34.582	50.883	56.276	9	79.381
12	87	Steven ALLISON	Kawasaki	ZX6R 600	S6	10	9:37.019	53.320	56.878	6	79.046
13	35	Kevin GILES	Kawasaki	ZX6R 600	S6	9	8:45.221	1 Lap	56.587	8	78.157
14	184	Ryan GIBSON	Yamaha	R6 600	S6	9	8:47.466	1 Lap	57.360	9	77.825
15	89	David MUNRO	Yamaha	R6 600	S6	9	8:50.626	1 Lap	57.568	8	77.361
16	17	Roddy MacLEOD	Suzuki	GSXR 600 K7	S6	9	8:55.182	1 Lap	57.746	9	76.703
17	58	Barry STEWART	Yamaha	R6 600	S6	9	8:58.152	1 Lap	58.736	8	76.279
18	7	Titus MacINTOSH	Kawasaki	ZX6R	S6	9	9:00.664	1 Lap	58.906	3	75.925
19	54	Ross KIRTON	Yamaha	R6 600	S6	9	9:24.651	1 Lap	1:01.448	3	72.699

Not classified

DNF	72	Peter DUNCAN	Triumph	675R	S6	5	5:26.068	DNF	56.002	3	69.941
DNS	75	Charlie BUNYAN	Yamaha	R6 600	S6			DNS		0	-
DNS	28	Paul BOWERBANK	Yamaha	R6 600	S6			DNS		0	-
DNS	855	Graeme CHARNLEY	Yamaha	R6 600	S6			DNS		0	-
DNS	79	Ashley ROBSON	Kawasaki	ZX6R 600	S6			DNS		0	-
DNS	85	Keith DICKIE	Triumph	Daytona 675	S6			DNS		0	-

Margin of Victory	Avg. Speed	Best Lap Tm	Best Speed	Best Lap by
3.663	87.094	51.870	87.933	8 - Lewis ROLLO

Clerk of the Course :

Sig : Time :
Chief Timekeeper : Ian Sharp (SMART Timing)

Results available at www.mylaps.com and www.smart-timing.co.uk

Printed: 05/09/2016 17:18:07

Orbits



KMSC National Motorcycle Racing

KMSC Superstock 600

Knockhill 1.267 miles

Race 18 - 2nd Race

04/09/2016 10:45

Race (10 Laps) started at 10:17:32

Lap	Time of Day	Lap Tm	S1	S2	S3	S3Spd	SFSpd
(8) Lewis ROLLO							
1	10:18:26.527			20.012	15.128	126.142	118.565
2	10:19:18.746	52.219	17.300	19.895	15.024	126.857	118.147
3	10:20:10.989	52.243	17.272	19.987	14.984	126.857	118.565
4	10:21:03.024	52.035	17.253	19.769	15.013	126.618	118.775
5	10:21:55.079	52.055	17.157	19.870	15.028	126.618	118.985
6	10:22:46.949	51.870	17.181	19.824	14.865	127.581	118.565
7	10:23:39.032	52.083	17.252	19.925	14.906	127.339	118.985
8	10:24:31.216	52.184	17.047	20.114	15.023	128.068	118.985
9	10:25:23.236	52.020	17.061	19.755	15.204	127.581	120.265
10	10:26:15.839	52.603	17.409	20.138	15.056	127.098	118.775

Lap	Time of Day	Lap Tm	S1	S2	S3	S3Spd	SFSpd
(81) Ryan WATSON							
1	10:18:27.751			20.445	15.192	128.559	122.236
2	10:19:20.635	52.884	17.561	20.148	15.175	128.559	122.683
3	10:20:13.072	52.437	17.242	20.040	15.155	129.302	122.908
4	10:21:05.068	51.996	17.225	19.930	14.841	130.053	123.360
5	10:21:57.546	52.478	17.157	19.952	15.369	128.805	120.697
6	10:22:49.640	52.094	17.094	19.884	15.116	130.560	120.049
7	10:23:42.179	52.539	17.448	20.002	15.089	128.559	123.815
8	10:24:34.728	52.549	17.459	20.002	15.088	129.551	122.908
9	10:25:26.878	52.150	17.117	20.067	14.966	129.551	122.459
10	10:26:19.502	52.624	17.257	20.269	15.098	129.053	122.683

Lap	Time of Day	Lap Tm	S1	S2	S3	S3Spd	SFSpd
(45) Ewan GRAY							
1	10:18:27.371			20.205	15.224	124.735	116.912
2	10:19:19.759	52.388	17.238	20.028	15.122	124.735	117.733
3	10:20:12.181	52.422	17.247	20.028	15.147	125.201	117.733
4	10:21:04.598	52.417	17.222	20.123	15.072	125.201	117.733
5	10:21:57.087	52.489	17.279	20.093	15.117	124.735	117.733
6	10:22:49.383	52.296	17.134	20.016	15.146	125.201	117.526
7	10:23:42.014	52.631	17.505	20.134	14.992	124.735	118.147
8	10:24:34.823	52.809	17.432	20.164	15.213	124.968	117.526
9	10:25:27.660	52.837	17.267	20.620	14.950	122.014	119.409
10	10:26:20.077	52.417	17.170	20.221	15.026	124.968	118.565

Lap	Time of Day	Lap Tm	S1	S2	S3	S3Spd	SFSpd
(31) Torquil PATERSON							
1	10:18:28.851			20.904	15.669	125.670	118.356
2	10:19:21.764	52.913	17.447	20.118	15.348	127.581	118.985
3	10:20:14.529	52.765	17.277	20.102	15.386	127.824	119.621
4	10:21:07.032	52.503	17.135	20.141	15.227	127.581	119.409
5	10:21:59.588	52.556	17.212	20.063	15.281	125.435	118.985
6	10:22:52.308	52.720	17.246	20.123	15.351	126.380	118.775
7	10:23:45.324	53.016	17.406	20.208	15.402	126.857	118.985
8	10:24:38.103	52.779	17.302	20.200	15.277	127.339	119.835
9	10:25:31.264	53.161	17.251	20.540	15.370	126.380	119.196
10	10:26:24.576	53.312	17.595	20.422	15.295	125.905	117.526

Lap	Time of Day	Lap Tm	S1	S2	S3	S3Spd	SFSpd
(99) Callum GRIGOR							
1	10:18:29.341			20.514	15.992	125.201	117.940
2	10:19:22.506	53.165	17.595	20.269	15.301	126.618	117.526
3	10:20:15.359	52.853	17.437	20.205	15.211	125.670	117.733
4	10:21:08.252	52.893	17.437	20.140	15.316	125.201	117.116
5	10:22:01.131	52.879	17.433	20.204	15.242	124.735	117.116
6	10:22:53.978	52.847	17.375	20.226	15.246	124.968	116.709
7	10:23:47.311	53.333	17.541	20.347	15.445	124.273	116.506
8	10:24:40.825	53.514	17.597	20.425	15.492	123.815	116.912
9	10:25:35.082	54.257	17.590	20.375	16.292	123.815	117.526
10	10:26:29.103	54.021	18.011	20.458	15.552	124.504	115.504

Lap	Time of Day	Lap Tm	S1	S2	S3	S3Spd	SFSpd
(84) Kyle HARPER							
1	10:18:29.515			21.068	15.755	124.968	117.733
2	10:19:23.294	53.779	17.795	20.625	15.359	125.201	117.940
3	10:20:16.947	53.653	17.667	20.582	15.404	124.504	117.733
4	10:21:10.418	53.471	17.754	20.391	15.326	124.735	118.147

Lap	Time of Day	Lap Tm	S1	S2	S3	S3Spd	SFSpd
5	10:22:03.978	53.560	17.741	20.495	15.324	124.504	117.526
6	10:22:57.772	53.794	17.817	20.564	15.413	123.360	117.116
7	10:23:51.172	53.400	17.677	20.412	15.311	126.380	118.565
8	10:24:45.022	53.850	18.240	20.282	15.328	124.504	117.321
9	10:25:38.432	53.410	17.642	20.331	15.437	124.044	117.321
10	10:26:32.591	54.159	17.833	20.478	15.848	124.968	117.526

Lap	Time of Day	Lap Tm	S1	S2	S3	S3Spd	SFSpd
(64) Sam MUNRO							
1	10:18:28.926			20.644	15.821	120.049	114.129
2	10:19:22.485	53.559	17.688	20.343	15.528	123.815	114.129
3	10:20:16.090	53.605	17.694	20.259	15.652	124.504	114.129
4	10:21:09.607	53.517	17.499	20.523	15.495	122.236	113.166
5	10:22:03.429	53.822	17.713	20.582	15.527	119.835	112.976
6	10:22:57.176	53.747	17.668	20.519	15.560	122.236	114.129
7	10:23:51.022	53.846	17.629	20.681	15.536	121.352	113.549
8	10:24:45.499	54.477	18.469	20.383	15.625	123.587	113.357
9	10:25:39.544	54.045	17.889	20.582	15.574	122.236	113.549
10	10:26:34.028	54.484	17.950	20.656	15.878	121.572	112.220

Lap	Time of Day	Lap Tm	S1	S2	S3	S3Spd	SFSpd
(11) Patrick FORMAN							
1	10:18:30.559			21.137	15.980	122.236	114.910
2	10:19:25.779	55.220	18.242	21.134	15.844	121.352	114.518
3	10:20:20.696	54.917	18.223	20.988	15.706	121.133	115.903
4	10:21:15.447	54.751	18.281	20.901	15.569	121.352	115.504
5	10:22:10.385	54.938	18.216	21.069	15.653	121.572	114.714
6	10:23:05.594	55.209	18.350	21.067	15.792	120.265	114.518
7	10:24:00.898	55.304	18.243	21.154	15.907	118.775	114.714
8	10:24:56.127	55.229	18.255	21.166	15.808	120.697	115.504
9	10:25:51.305	55.178	18.193	21.177	15.808	119.621	115.703
10	10:26:46.153	54.848	18.164	20.837	15.847	120.049	115.703

Lap	Time of Day	Lap Tm	S1	S2	S3	S3Spd	SFSpd
(21) Mike SWANSON							
1	10:18:31.081			21.416	15.965	125.435	117.116
2	10:19:25.902	54.821	18.029	21.048	15.744	125.670	117.321
3	10:20:21.245	55.343	18.316	20.867	16.160	125.905	116.103
4	10:21:15.688	54.443	17.982	20.832	15.629	125.435	116.304
5	10:22:10.645	54.957	18.193	20.922	15.842	122.908	115.504
6	10:23:05.957	55.312	18.265	20.971	16.076	124.273	116.912
7	10:24:01.078	55.121	18.089	21.092	15.940	122.236	115.703
8	10:24:56.558	55.480	18.265	21.103	16.112	125.905	107.544
9	10:25:51.823	55.265	18.239	21.275	15.751	124.504	115.703
10	10:26:46.297	54.474	18.009	20.800	15.665	124.504	117.940

Lap	Time of Day	Lap Tm	S1	S2	S3	S3Spd	SFSpd
(27) Andy DONALD							
1	10:18:35.810			22.836	16.893	122.014	116.304
2	10:19:34.756	58.946	20.218	22.412	16.316	120.697	115.903
3	10:20:31.728	56.972	18.930	21.837	16.205	123.587	115.504
4	10:21:28.796	57.068	19.125	21.744	16.199	122.459	115.504
5	10:22:25.121	56.325	18.702	21.500	16.123	122.236	114.323
6	10:23:22.128	57.007	18.886	21.757	16.364	121.352	

Race Results

KMSC National Motorcycle Racing

KMSC Superstock 600

Knockhill 1.267 miles

Race 18 - 2nd Race

04/09/2016 10:45

Race (10 Laps) started at 10:17:32

Lap	Time of Day	Lap Tm	S1	S2	S3	S3Spd	SFSpd	Lap	Time of Day	Lap Tm	S1	S2	S3	S3Spd	SFSpd
(87) Steven ALLISON								9	10:26:30.292	58.913	19.346	22.754	16.813	119.409	109.474
1	10:18:33.872				16.686	119.409	114.323	(7) Titus MacINTOSH				23.249	17.461	117.116	109.474
2	10:19:31.499	57.627	18.810	21.879	16.938	115.703	112.220	1	10:18:38.123						
3	10:20:28.669	57.170			16.525	118.356	112.786	2	10:19:37.616	59.493	19.720	22.527	17.246	115.305	106.689
4	10:21:25.658	56.989		21.612	16.597	117.940	112.786	3	10:20:36.522	58.906	19.779	22.541	16.586	115.107	108.064
5	10:22:23.699	58.041	19.079	22.510	16.452	118.775	113.357	4	10:21:35.811	59.289	19.839	22.485	16.965	114.910	103.084
6	10:23:20.577	56.878	18.887	21.512	16.479	118.775	113.166	5	10:22:34.955	59.144	20.054	22.464	16.626	114.518	106.859
7	10:24:17.498	56.921	18.834	21.615	16.472	118.985	113.166	6	10:23:34.950	59.995	20.273	22.801	16.921	111.290	100.460
8	10:25:14.405	56.907	18.872	21.705	16.330	118.356	113.742	7	10:24:34.494	59.544	20.255	22.435	16.854	111.290	102.142
9	10:26:11.637	57.232	19.085	21.540	16.607	118.356	112.408	8	10:25:33.538	59.044	19.791	22.563	16.690	115.305	103.242
10	10:27:09.159	57.522	18.953	21.643	16.926	117.321	108.413	9	10:26:32.804	59.266	19.979	22.476	16.811	113.549	107.890

(35) Kevin GILES								(54) Ross KIRTON							
1	10:18:36.595			22.862	16.811	122.459	113.357	1	10:18:39.441			23.494	17.900	114.714	109.474
2	10:19:36.055	59.460	19.508	23.123	16.829	121.352	114.714	2	10:19:41.895	1:02.454	20.432	23.359	18.663	117.526	109.474
3	10:20:34.826	58.771	19.568	22.832	16.371	121.352	113.166	3	10:20:43.343	1:01.448	20.372	23.273	17.803	116.103	109.653
4	10:21:32.202	57.376	19.150	21.811	16.415	122.908	113.935	4	10:21:45.146	1:01.803	20.939	23.307	17.557	117.526	111.660
5	10:22:29.715	57.513	19.095	22.012	16.406	121.133	113.549	5	10:22:47.270	1:02.124	20.386	23.644	18.094	113.166	109.474
6	10:23:27.043	57.328	19.253	21.952	16.123	122.683	114.910	6	10:23:49.666	1:02.396	20.695	23.547	18.154	113.357	109.832
7	10:24:23.963	56.920	19.094	21.749	16.077	121.572	113.742	7	10:24:51.981	1:02.315	20.958	23.598	17.759	116.506	110.556
8	10:25:20.550	56.587	18.786	21.780	16.021	121.792	114.518	8	10:25:53.934	1:01.953	20.570	23.627	17.756	116.506	111.105
9	10:26:17.361	56.811	18.868	21.617	16.326	122.683	113.549	9	10:26:56.791	1:02.857	21.632	23.613	17.612	115.703	110.556

(184) Ryan GIBSON								(72) Peter DUNCAN							
1	10:18:35.790			23.005	16.946	119.409	112.597	1	10:18:33.075			21.986	16.484	124.273	115.903
2	10:19:35.684	59.894	20.476	22.512	16.906	119.621	111.846	2	10:19:29.273	56.198	18.677	21.241	16.280	123.587	115.903
3	10:20:34.111	58.427	19.616	21.719	17.092	119.409	112.976	3	10:20:25.275	56.002	18.402	21.402	16.198	123.360	115.107
4	10:21:31.575	57.464	19.251	21.823	16.390	119.196	112.786	4	10:21:21.727	56.452	18.662	21.602	16.188	121.792	115.107
5	10:22:29.214	57.639	18.888	22.178	16.573	118.147	112.408	5	10:22:58.208	1:36.481	18.665	36.598	41.218	38.151	28.375
6	10:23:26.624	57.410	19.088	21.838	16.484	117.940	112.033								
7	10:24:24.588	57.964	19.179	22.304	16.481	120.049	112.786								
8	10:25:22.246	57.658	18.976	22.235	16.447	117.116	112.976								
9	10:26:19.606	57.360	19.012	21.829	16.519	119.409	113.742								

(89) David MUNRO															
1	10:18:37.297			23.085	17.007	120.697	115.504								
2	10:19:36.474	59.177	19.467	22.737	16.973	122.908	116.103								
3	10:20:35.465	58.991	19.479	22.660	16.852	122.459	115.903								
4	10:21:33.163	57.698	19.138	21.650	16.910	122.236	113.935								
5	10:22:30.979	57.816	19.023	21.949	16.844	119.409	114.518								
6	10:23:28.812	57.833	19.129	21.654	17.050	121.133	116.709								
7	10:24:26.545	57.733	19.359	21.944	16.430	121.133	116.912								
8	10:25:24.113	57.568	18.774	21.988	16.806	121.792	115.903								
9	10:26:22.766	58.653	19.360	22.428	16.865	120.480	116.506								

(17) Roddy MacLEOD															
1	10:18:38.630			23.638	18.352	116.709	111.474								
2	10:19:39.320	1:00.690	20.033	23.241	17.416	115.504	112.033								
3	10:20:38.458	59.138	19.594	22.449	17.095	120.049	112.220								
4	10:21:36.936	58.478	19.578	22.205	16.695	119.835	112.597								
5	10:22:35.650	58.714	19.453	22.253	17.008	118.775	111.846								
6	10:23:33.611	57.961	19.373	22.157	16.431	120.049	112.976								
7	10:24:31.370	57.759	19.457	21.853	16.449	120.265	108.413								
8	10:25:29.576	58.206	19.500	21.915	16.791	120.265	107.717								
9	10:26:27.322	57.746	19.443	21.951	16.352	120.915	113.357								

(58) Barry STEWART															
1	10:18:35.541			23.026	16.857	120.697	114.323								
2	10:19:35.466	59.925	20.163	22.953	16.809	119.621	114.129								
3	10:20:35.210	59.744	19.820	23.081	16.843	119.196	112.976								
4	10:21:34.473	59.263	19.943	22.659	16.661	118.985	111.474								
5	10:22:34.067	59.594	19.575	22.868	17.151	115.107	112.597								
6	10:23:33.319	59.252	19.762	22.835	16.655	120.265	112.033								
7	10:24:32.643	59.324	19.902	22.850	16.572	117.321	114.129								
8	10:25:31.379	58.736	19.430	22.647	16.659	121.352	112.786								

Clerk of the Course :

Sig : Time :

Chief Timekeeper : Ian Sharp (SMART Timing)

 Results available at www.mylaps.com and www.smart-timing.co.uk

Printed: 05/09/2016 17:18:19

Orbits



KMSC National Motorcycle Racing

Lapchart

KMSC Superstock 600

Knockhill 1.267 miles

Race 18 - 2nd Race

04/09/2016 10:45

Race (10 Laps) started at 10:17:32

Competitors	Laps									
	1	2	3	4	5	6	7	8	9	10
Lewis ROLLO (8)	1	8	8	8	8	8	8	8	8	8
Ewan GRAY (45)	2	45	45	45	45	45	45	81	81	81
Ryan WATSON (81)	3	81	81	81	81	81	81	45	45	45
Torquil PATERSON (31)	4	31	31	31	31	31	31	31	31	31
Sam MUNRO (64)	5	64	64	99	99	99	99	99	99	99
Callum GRIGOR (99)	6	99	99	64	64	64	64	84	84	84
Kyle HARPER (84)	7	84	84	84	84	84	84	64	64	64
Patrick FORMAN (11)	8	11	11	11	11	11	11	11	11	11
Mike SWANSON (21)	9	21	21	21	21	21	21	21	21	21
Peter DUNCAN (72)	10	72	72	72	12	12	12	12	12	27
Graeme KERR (12)	11	12	87	87	12	87	87	87	27	12
Steven ALLISON (87)	12	87	12	12	87	27	27	27	87	87
Barry STEWART (58)	13	58	27	27	27	184	184	35	35	35
Ryan GIBSON (184)	14	184	58	184	184	35	35	184	184	184
Andy DONALD (27)	15	27	184	35	35	89	89	89	89	89
Kevin GILES (35)	16	35	35	58	89	58	58	17	17	17
David MUNRO (89)	17	89	89	89	58	7	17	58	58	58
Titus MacINTOSH (7)	18	7	7	7	7	17	7	7	7	7
Roddy MacLEOD (17)	19	17	17	17	54	54	54	54	54	
Ross KIRTON (54)	20	54	54	54	54	72				
-	21									
-	22									
-	23									
-	24									
-	25									

Clerk of the Course :

Sig :

Time :

Chief Timekeeper : Ian Sharp (SMART Timing)

Results available at www.mylaps.com and www.smart-timing.co.uk

Printed: 05/09/2016 17:18:34

Orbits



Race Results

KMSC National Motorcycle Racing

Sorted on Laps

KMSC Open Post Classics / Classics

Knockhill 1.267 miles

Race 19 - 3rd Race

04/09/2016 11:00

Race (10 Laps) started at 10:33:49

Pos	No.	Name	Make/Model	CC	Class	Laps	Total Tm	Diff	Best Tm	In Lap	Avg. Speed
1	21	Grant REID	Kawasaki	ER6	SL	10	9:56.029		57.919	8	76.525
2	87	Jodie CHALK	Honda	CBR500	PC	10	9:57.027	0.998	59.187	3	76.397
3	51	Neil MUNRO	Honda	CBR500	PC	10	10:10.606	14.577	1:00.450	2	74.698
4	48	Mark BOWRAN	Honda	CBR600	PC	10	10:18.017	21.988	1:00.175	10	73.802
5	118	Rod WALKER	Kawasaki	ZXR400	SL	10	10:19.461	23.432	1:00.942	5	73.630
6	111	Jimmy SHANKS	Honda	CB500	PC	10	10:29.047	33.018	1:01.846	2	72.508
7	3	Rishon HICKEY	Honda	NSR250	PC	10	10:33.061	37.032	1:01.869	5	72.048
8	12	Dan JAMES	Ducati	620	PC	10	10:33.063	37.034	1:01.573	10	72.048
9	13	Andrew BARTON	Honda	CB500	PC	10	10:35.110	39.081	1:02.482	10	71.816
10	298	Alex McGUINNESS	Suzuki	Bandit 600	PC	10	10:46.632	50.603	1:01.835	2	70.536
11	117	Lianne MAYHEW	Kawasaki	ZX6R 400	SL	10	10:57.945	1:01.916	1:04.681	5	69.323
12	25	Andrew KIRKWOOD	Honda	CB500	PC	9	9:58.934	1 Lap	1:05.546	4	68.538

Margin of Victory	Avg. Speed	Best Lap Tm	Best Speed	Best Lap by
0.998	76.525	57.919	78.749	21 - Grant REID

Clerk of the Course :

Sig : Time :
Chief Timekeeper : Ian Sharp (SMART Timing)

Results available at www.mylaps.com and www.smart-timing.co.uk

Printed: 05/09/2016 12:58:07

Orbits



Race Results

KMSC National Motorcycle Racing

KMSC Open Post Classics / Classics

Knockhill 1.267 miles

Race 19 - 3rd Race

04/09/2016 11:00

Race (10 Laps) started at 10:33:49

Lap	Time of Day	Lap Tm	S1	S2	S3	S3Spd	SFSpd
(21) Grant REID							
1	10:34:56.422			24.670	17.506	108.064	99.863
2	10:35:56.208	59.786	20.209	22.565	17.012	108.238	100.611
3	10:36:55.347	59.139	19.870	22.376	16.893	110.374	99.125
4	10:37:54.500	59.153	19.450	22.482	17.221	110.374	98.688
5	10:38:53.391	58.891	19.523	22.206	17.162	109.474	98.543
6	10:39:52.528	59.137	19.423	22.253	17.461	110.193	99.419
7	10:40:51.036	58.508	19.258	22.320	16.930	109.832	101.524
8	10:41:48.955	57.919	19.179	22.155	16.585	110.374	102.611
9	10:42:47.200	58.245	19.406	22.117	16.722	110.739	102.926
10	10:43:45.405	58.205	19.266	22.136	16.803	110.739	102.926

Lap	Time of Day	Lap Tm	S1	S2	S3	S3Spd	SFSpd
(87) Jodie CHALK							
1	10:34:51.003			22.962	17.468	100.460	93.335
2	10:35:50.383	59.380	19.437	22.669	17.274	101.218	93.205
3	10:36:49.570	59.187	19.315	22.567	17.305	100.460	92.947
4	10:37:48.888	59.318	19.404	22.548	17.366	101.524	92.947
5	10:38:48.486	59.598	19.454	22.711	17.433	101.524	92.308
6	10:39:48.370	59.884	19.584	22.844	17.456	101.678	92.947
7	10:40:47.918	59.548	19.533	22.688	17.327	100.161	93.076
8	10:41:47.401	59.483	19.381	22.734	17.368	101.218	93.205
9	10:42:46.742	59.341	19.361	22.754	17.226	101.066	93.726
10	10:43:46.403	59.661	19.910	22.504	17.247	102.768	92.690

Lap	Time of Day	Lap Tm	S1	S2	S3	S3Spd	SFSpd
(51) Neil MUNRO							
1	10:34:53.382			24.028	17.491	103.084	96.558
2	10:35:53.832	1:00.450	19.635	23.641	17.174	103.561	96.419
3	10:36:54.313	1:00.481	19.485	23.651	17.345	104.043	96.419
4	10:37:55.057	1:00.744	19.450	23.502	17.792	105.020	95.595
5	10:38:55.821	1:00.764	19.843	23.492	17.429	105.184	96.281
6	10:39:56.355	1:00.534	19.393	23.498	17.643	104.529	95.595
7	10:40:56.875	1:00.520	19.488	23.248	17.784	104.856	95.459
8	10:41:57.616	1:00.741	19.667	23.467	17.607	104.692	96.419
9	10:42:58.638	1:01.022	19.568	23.674	17.780	104.043	95.188
10	10:43:59.982	1:01.344	19.716	23.787	17.841	103.242	96.281

Lap	Time of Day	Lap Tm	S1	S2	S3	S3Spd	SFSpd
(48) Mark BOWRAN							
1	10:34:54.730			23.641	17.907		94.785
2	10:35:55.847	1:01.117	20.343	23.396	17.378		95.731
3	10:36:56.860	1:01.013	20.455	23.136	17.422		96.143
4	10:37:59.115	1:02.255	20.576	23.853	17.826		95.731
5	10:39:00.979	1:01.864	20.488	23.754	17.622		95.323
6	10:40:03.046	1:02.067	20.870	23.140	18.057		94.385
7	10:41:04.943	1:01.897	20.885	23.480	17.532		95.188
8	10:42:05.923	1:00.980	20.481	23.303	17.196		97.540
9	10:43:07.218	1:01.295	20.422	23.221	17.652		95.868
10	10:44:07.393	1:00.175	20.065	22.779	17.331	104.043	96.281

Lap	Time of Day	Lap Tm	S1	S2	S3	S3Spd	SFSpd
(118) Rod WALKER							
1	10:34:56.044			24.372	17.906	100.762	96.281
2	10:35:57.646	1:01.602	20.831	23.167	17.604	105.515	96.143
3	10:36:58.819	1:01.173	20.466	22.966	17.741	105.848	96.697
4	10:37:59.801	1:00.982	20.483	23.002	17.497	105.349	98.398
5	10:39:00.743	1:00.942	20.162	23.216	17.564	104.692	97.399
6	10:40:02.227	1:01.484	20.548	23.293	17.643	104.204	97.540
7	10:41:03.531	1:01.304	20.641	23.040	17.623	105.515	96.836
8	10:42:05.460	1:01.929	20.733	23.548	17.648	103.402	98.111
9	10:43:07.405	1:01.945	20.664	23.269	18.012	103.402	96.558
10	10:44:08.837	1:01.432	20.402	23.070	17.960	102.768	95.459

Lap	Time of Day	Lap Tm	S1	S2	S3	S3Spd	SFSpd
(111) Jimmy SHANKS							
1	10:34:57.180			24.537	18.723	97.117	88.183
2	10:35:59.026	1:01.846	20.239	23.187	18.420	98.111	88.416
3	10:37:01.023	1:01.997	20.132	23.250	18.615	96.836	87.608
4	10:38:03.777	1:02.754	20.371	23.687	18.696	96.419	87.722

Lap	Time of Day	Lap Tm	S1	S2	S3	S3Spd	SFSpd
5	10:39:05.878	1:02.101	20.576	23.277	18.248	97.824	87.952
6	10:40:07.914	1:02.036	20.371	23.303	18.362	97.117	88.068
7	10:41:10.222	1:02.308	20.580	23.333	18.395	97.540	88.183
8	10:42:12.463	1:02.241	20.433	23.353	18.455	95.053	87.608
9	10:43:15.758	1:03.295	20.967	23.689	18.639	96.143	87.952
10	10:44:18.423	1:02.665	20.452	23.267	18.946	95.188	84.306

Lap	Time of Day	Lap Tm	S1	S2	S3	S3Spd	SFSpd
(3) Rishon HICKEY							
1	10:34:59.386			25.367	18.601		88.884
2	10:36:02.714	1:03.328	20.753	23.842	18.733	95.459	85.379
3	10:37:06.087	1:03.373	21.062	23.728	18.583	93.857	86.927
4	10:38:08.458	1:02.371	20.533	23.336	18.502	96.005	87.722
5	10:39:10.327	1:01.869	20.404	23.229	18.236	97.967	88.649
6	10:40:13.281	1:02.954	21.088	23.378	18.488	101.371	88.532
7	10:41:15.797	1:02.516	20.882	23.256	18.378	97.967	88.532
8	10:42:18.167	1:02.370	20.397	23.527	18.446	96.143	88.183
9	10:43:20.210	1:02.043	20.541	23.397	18.105	94.785	86.927
10	10:44:22.437	1:02.227	20.399	23.570	18.258	94.919	83.157

Lap	Time of Day	Lap Tm	S1	S2	S3	S3Spd	SFSpd
(12) Dan JAMES							
1	10:34:57.812			25.077	18.649	97.399	90.809
2	10:36:00.747	1:02.935	20.677	23.754	18.504	97.399	90.686
3	10:37:03.549	1:02.802	20.392	23.910	18.500	97.540	89.957
4	10:38:06.600	1:03.051	20.520	24.032	18.499	97.117	90.442
5	10:39:10.044	1:03.444	20.676	23.970	18.798	97.540	90.564
6	10:40:13.094	1:03.050	20.938	23.541	18.571	96.419	89.596
7	10:41:15.629	1:02.535	20.478	23.750	18.307	96.697	89.957
8	10:42:18.058	1:02.429	20.289	23.725	18.415	96.558	89.836
9	10:43:20.866	1:02.808	20.378	23.909	18.521	98.111	90.564
10	10:44:22.439	1:01.573	20.340	23.427	17.806	98.979	91.802

Lap	Time of Day	Lap Tm	S1	S2	S3	S3Spd	SFSpd
(13) Andrew BARTON							
1	10:34:58.394			25.298	18.597	96.558	89.002
2	10:36:01.285	1:02.891	21.079	23.584	18.228	97.399	88.767
3	10:37:03.868	1:02.583	20.707	23.565	18.311	97.257	88.299
4	10:38:06.566	1:02.698	20.811	23.531	18.356	98.979	85.487
5	10:39:09.688	1:03.122	21.091	23.698	18.333	98.688	87.380
6	10:40:13.211	1:03.523	21.473	23.483	18.567	98.979	88.416
7	10:41:16.160	1:02.949	21.131	23.563	18.255	97.824	89.239
8	10:42:19.332	1:03.172	20.773	23.875	18.524	95.188	89.002
9	10:43:22.004	1:02.672	20.586	23.546	18.540	95.595	87.837
10	10:44:24.486	1:02.482	20.807	23.379	18.296	94.518	88.068

Lap	Time of Day	Lap Tm	S1	S2	S3	S3Spd	SFSpd
(298) Alex McGUINNESS							
1	10:34:58.415			25.011	18.256	103.084	94.785
2	10:36:00.250	1:01.835	20.683	23.351	17.801	102.454	95.188
3	10:37:14.815	1:14.565	20.207	34.105	20.253	92.818	91.179
4	10:38:20.067	1:05.252	22.114	24.997	18.141	101.218	94.252
5	10:39:22.890	1:02.823	20.873	23.936	18.014	102.611	93.205
6	10:40:25.537	1:02.647	20.436	24.099	18.112	101.524	94.651
7	10:41:28.386	1:02.849	20.400	24.305	18.144	101.987	

KMSC National Motorcycle Racing

KMSC Open Post Classics / Classics

Knockhill 1.267 miles

Race 19 - 3rd Race

04/09/2016 11:00

Race (10 Laps) started at 10:33:49

Lap	Time of Day	Lap Tm	S1	S2	S3	S3Spd	SFSpd	Lap	Time of Day	Lap Tm	S1	S2	S3	S3Spd	SFSpd
(25) Andrew KIRKWOOD															
1	10:35:00.225			25.959	19.451	94.518	85.706								
2	10:36:05.898	1:05.673	21.869	24.753	19.051	94.120	84.095								
3	10:37:11.888	1:05.990	21.677	25.259	19.054	93.726	84.412								
4	10:38:17.434	1:05.546	21.631	24.844	19.071	93.857	84.200								
5	10:39:24.076	1:06.642	21.428	25.539	19.675	91.677	79.700								
6	10:40:30.787	1:06.711	22.115	25.117	19.479	89.716	83.467								
7	10:41:36.655	1:05.868	21.698	25.096	19.074	90.320	84.839								
8	10:42:42.613	1:05.958	21.717	25.241	19.000	91.802	85.162								
9	10:43:48.310	1:05.697	21.617	24.821	19.259	92.054	84.200								

Clerk of the Course :

Sig : Time :

Chief Timekeeper : Ian Sharp (SMART Timing)

Results available at www.mylaps.com and www.smart-timing.co.uk

Orbits



KMSC National Motorcycle Racing

Lapchart

KMSC Open Post Classics / Classics

Knockhill 1.267 miles

Race 19 - 3rd Race

04/09/2016 11:00

Race (10 Laps) started at 10:33:49

Competitors	Laps										
	1	2	3	4	5	6	7	8	9	10	
Jodie CHALK (87)	1	87	87	87	87	87	87	87	87	87	21
Neil MUNRO (51)	2	51	51	51	21	21	21	21	21	21	87
Mark BOWRAN (48)	3	48	48	21	51	51	51	51	51	51	51
Rod WALKER (118)	4	118	21	48	48	118	118	118	118	48	48
Grant REID (21)	5	21	118	118	118	48	48	48	48	118	118
Jimmy SHANKS (111)	6	111	111	111	111	111	111	111	111	111	111
Dan JAMES (12)	7	12	298	12	13	13	12	12	12	3	3
Andrew BARTON (13)	8	13	12	13	12	12	13	3	3	12	12
Alex McGUINNESS (298)	9	298	13	3	3	3	3	13	13	13	13
Rishon HICKEY (3)	10	3	3	117	117	117	298	298	298	298	298
Andrew KIRKWOOD (25)	11	25	117	25	25	298	117	117	117	117	117
Lianne MAYHEW (117)	12	117	25	298	298	25	25	25	25	25	25

Clerk of the Course :

Sig : Time :

Chief Timekeeper : Ian Sharp (SMART Timing)

Results available at www.mylaps.com and www.smart-timing.co.uk

Printed: 05/09/2016 12:58:49

Orbits



KMSC National Motorcycle Racing

KMSC Open Post Classics / Classics

Knockhill 1.267 miles

Race 26 - 4th Race

04/09/2016 14:00

Race (10 Laps) started at 13:57:18

POLE POSITION

1	1 21 Grant REID	2 87 Jodie CHALK	3 51 Neil MUNRO
	2	4 48 Mark BOWRAN	5 118 Rod WALKER
	3	7 3 Rishon HICKEY	8 12 Dan JAMES
	4	10 298 Alex McGUINNESS	11 117 Lianne MAYHEW
			6 111 Jimmy SHANKS
			9 13 Andrew BARTON
			12 25 Andrew KIRKWOOD

Race Results

KMSC National Motorcycle Racing

Sorted on Laps

KMSC Superbikes & KMSC Clubman

Knockhill 1.267 miles

Race 20 - 2nd Race

04/09/2016 11:15

Race (10 Laps) started at 10:50:23

Pos	No.	Name	Make/Model	CC	Class	Laps	Total Tm	Diff	Best Tm	In Lap	Avg. Speed
1	3	Adrian CLARK	Kawasaki	ZX10R	SB	10	8:40.764		51.423	8	87.585
2	17	Matthew PAULO	Yamaha	R1	SB	10	8:44.230	3.466	50.805	8	87.006
3	79	Bruce BIRNIE	BMW	S1000RR	SB	10	8:44.519	3.755	50.964	8	86.958
4	112	William MONIE	Kawasaki	ZX10R	SB	10	8:45.317	4.553	51.494	8	86.826
5	55	Donald MacFADYEN	BMW	S1000RR	SB	10	8:46.311	5.547	51.618	8	86.662
6	94	Greg GILFILLAN	Kawasaki	ZX10R	SB	10	8:46.568	5.804	51.389	8	86.619
7	119	Kristopher DUNCAN	Kawasaki	ZX10	SB	10	8:47.574	6.810	51.818	4	86.454
8	31	Torquil PATERSON	MV Agusta	F3 800	SB	10	8:49.526	8.762	51.823	4	86.135
9	155	Scott SHAND	Yamaha	YZF R1	SB	10	8:52.676	11.912	52.224	2	85.626
10	34	John DEAN	Suzuki	GSXR1000K9	SB	10	8:53.108	12.344	51.622	10	85.557
11	2	Adam LYON	Yamaha	R6	C	10	9:01.197	20.433	53.268	10	84.278
12	77	Angus MEARNES	Yamaha	R6 600	C	10	9:05.826	25.062	53.673	4	83.563
13	69	Rodney SCOTT	BMW	S1000RR	C	10	9:11.396	30.632	53.773	4	82.719
14	7	James LAING	BMW	S1000RR	SB	10	9:12.750	31.986	53.589	10	82.516
15	63	Kenny PATERSON	BMW	S1000RR	C	10	9:13.436	32.672	53.336	8	82.414
16	105	James VEVERS	Kawasaki	ZX10R	SB	10	9:13.697	32.933	53.038	8	82.375
17	67	Des BURNS	Kawasaki	ZX10R	C	10	9:20.034	39.270	54.798	8	81.443
18	44	David PRENTICE	Yamaha	R1	C	10	9:20.428	39.664	54.496	8	81.386
19	33	Graeme BODEL	BMW	S1000RR	C	10	9:20.863	40.099	54.432	8	81.323
20	71	Gavin JONES	Honda	CBR1000RR	C	10	9:21.304	40.540	54.857	10	81.259
21	4	Daniel MacLEAN	Kawasaki	ZX10R	C	10	9:21.770	41.006	55.010	5	81.191
22	22	Steven WATSON	Suzuki	GSXR750	C	10	9:23.045	42.281	54.638	10	81.008
23	122	David SUDDER	Suzuki	GSXR 1000	C	10	9:28.748	47.984	55.540	6	80.195
24	5	Kyle DUNCAN	Ducati		SB	9	8:47.650	1 Lap	57.127	7	77.797
25	82	Geraint JONES	Suzuki	GSXR1000	C	9	8:48.402	1 Lap	57.053	2	77.687
26	36	Craig MARTIN	Honda	CBR900 RR-Y	C	9	8:54.446	1 Lap	57.662	6	76.808
27	16	Bob STORRAR	Yamaha	R1	C	9	9:05.449	1 Lap	57.187	8	75.259
28	26	Steven MacINTYRE	Suzuki	GSXR1000	C	9	9:11.559	1 Lap	59.011	9	74.425
29	14	James ROTHERY	Yamaha	R1	C	9	9:30.962	1 Lap	1:01.534	7	71.896
30	23	Alex MacLEOD	Suzuki	GSXR	C	7	8:56.316	3 Laps	1:05.206	6	59.531
Not classified											
DNF	144	Aran SADLER	Kawasaki	ZX10	C	3	2:59.185	DNF	57.036	2	76.364
DNF	6	Calum MacLEAN	Suzuki	GSXR1000	C	1	1:07.062	DNF		0	68.013

Margin of Victory	Avg. Speed	Best Lap Tm	Best Speed	Best Lap by
3.466	87.585	50.805	89.776	17 - Matthew PAULO

Clerk of the Course :

Orbits

Sig : Time :
Chief Timekeeper : Ian Sharp (SMART Timing)

Results available at www.mylaps.com and www.smart-timing.co.uk



KMSC National Motorcycle Racing

KMSC Superbikes & KMSC Clubman

Knockhill 1.267 miles

Race 20 - 2nd Race

04/09/2016 11:15

Race (10 Laps) started at 10:50:23

Lap	Time of Day	Lap Tm	S1	S2	S3	S3Spd	SFSpd
(3) Adrian CLARK							
1	10:51:18.445			19.864	14.678	134.215	128.313
2	10:52:10.268	51.823	17.349	19.688	14.786	133.947	128.805
3	10:53:02.158	51.890	17.411	19.626	14.853	135.571	127.339
4	10:53:53.584	51.426	17.181	19.594	14.651	136.954	130.053
5	10:54:45.600	52.016	17.634	19.608	14.774	137.798	130.306
6	10:55:37.678	52.078	17.142	19.872	15.064	136.954	128.068
7	10:56:29.567	51.889	17.526	19.564	14.799	135.571	129.551
8	10:57:20.990	51.423	17.156	19.604	14.663	137.234	129.802
9	10:58:12.970	51.980	17.247	19.716	15.017	137.234	130.306
10	10:59:04.630	51.660	17.184	19.544	14.932	133.680	128.313

Lap	Time of Day	Lap Tm	S1	S2	S3	S3Spd	SFSpd
(17) Matthew PAULO							
1	10:51:23.764			20.847	15.542	133.947	130.306
2	10:52:15.752	51.988	17.669	19.673	14.646	140.099	127.824
3	10:53:06.840	51.088	17.035	19.515	14.538	140.982	129.053
4	10:53:58.269	51.429	17.049	19.490	14.890	140.687	129.302
5	10:54:49.948	51.679	17.055	19.988	14.636	141.279	129.802
6	10:55:41.754	51.806	17.104	19.839	14.863	139.517	128.313
7	10:56:34.232	52.478	17.368	20.450	14.660	140.982	131.070
8	10:57:25.037	50.805	16.873	19.342	14.590	140.687	130.053
9	10:58:16.037	51.000	16.726	19.843	14.431	138.652	129.802
10	10:59:08.096	52.059	17.570	20.077	14.412	139.227	129.551

Lap	Time of Day	Lap Tm	S1	S2	S3	S3Spd	SFSpd
(79) Bruce BIRNIE							
1	10:51:20.103			20.197	15.078	138.939	130.814
2	10:52:11.993	51.890	17.220	19.822	14.848	133.415	129.053
3	10:53:03.981	51.988	17.577	19.848	14.563	132.886	128.559
4	10:53:55.270	51.289	16.814	19.704	14.771	131.842	129.302
5	10:54:47.635	52.365	17.616	19.780	14.969	133.947	130.053
6	10:55:39.612	51.977	17.298	19.898	14.781	135.025	130.560
7	10:56:32.679	53.067	17.844	20.502	14.721	136.954	129.802
8	10:57:23.643	50.964	16.668	19.664	14.632	132.624	128.805
9	10:58:15.918	52.275	16.860	20.519	14.896	131.584	129.302
10	10:59:08.385	52.467	17.749	20.284	14.434	133.415	130.560

Lap	Time of Day	Lap Tm	S1	S2	S3	S3Spd	SFSpd
(112) William MONIE							
1	10:51:19.355			20.161	15.071	136.675	130.560
2	10:52:11.348	51.993	17.385	19.826	14.782	140.392	129.302
3	10:53:03.295	51.947	17.389	19.800	14.758	139.808	130.306
4	10:53:55.148	51.853	17.200	19.851	14.802	139.517	132.624
5	10:54:47.428	52.280	17.507	19.922	14.851	138.081	132.624
6	10:55:39.494	52.066	17.201	20.040	14.825	138.939	132.886
7	10:56:32.694	53.200	17.645	20.632	14.923	139.517	131.842
8	10:57:24.188	51.494	17.172	19.695	14.627	141.279	132.886
9	10:58:16.583	52.395	17.157	20.429	14.809	139.227	133.415
10	10:59:09.183	52.600	17.497	20.390	14.713	139.227	134.484

Lap	Time of Day	Lap Tm	S1	S2	S3	S3Spd	SFSpd
(55) Donald MacFADYEN							
1	10:51:19.591			20.215	14.962	136.675	128.805
2	10:52:11.779	52.188	17.481	19.958	14.749	136.675	129.802
3	10:53:04.281	52.502	17.588	19.956	14.958	138.366	129.802
4	10:53:55.933	51.652	17.255	19.689	14.708	138.366	130.560
5	10:54:48.121	52.188	17.387	20.017	14.784	139.517	131.070
6	10:55:39.999	51.878	17.211	20.058	14.609	138.939	131.070
7	10:56:33.690	53.691	18.284	20.651	14.756	133.415	130.306
8	10:57:25.308	51.618	17.054	19.631	14.933	140.099	133.415
9	10:58:17.379	52.071	17.101	20.079	14.891	140.392	131.326
10	10:59:10.177	52.798	17.675	20.300	14.823	135.571	130.560

Lap	Time of Day	Lap Tm	S1	S2	S3	S3Spd	SFSpd
(94) Greg GILFILLAN							
1	10:51:21.139			20.519	15.202	137.798	129.551
2	10:52:13.395	52.256	17.381	19.815	15.060	136.121	128.559
3	10:53:05.440	52.045	17.424	19.774	14.847	139.227	130.306
4	10:53:57.629	52.189	17.417	19.836	14.936	138.366	129.302

Lap	Time of Day	Lap Tm	S1	S2	S3	S3Spd	SFSpd
5	10:54:49.641	52.012	17.165	20.067	14.780	139.227	131.070
6	10:55:41.889	52.248	17.232	19.896	15.120	140.099	128.559
7	10:56:34.872	52.983	17.404	20.646	14.933	138.939	131.070
8	10:57:26.261	51.389	17.063	19.488	14.838	141.279	130.560
9	10:58:17.830	51.569	17.052	19.764	14.753	138.652	131.070
10	10:59:10.434	52.604	17.470	20.472	14.662	137.516	130.814

Lap	Time of Day	Lap Tm	S1	S2	S3	S3Spd	SFSpd
(119) Kristopher DUNCAN							
1	10:51:19.951			20.210	15.095	138.939	130.053
2	10:52:12.347	52.396	17.603	19.973	14.820	136.675	132.102
3	10:53:04.509	52.162	17.503	19.935	14.724	142.479	130.560
4	10:53:56.327	51.818	17.444	19.784	14.590	143.087	132.362
5	10:54:48.662	52.335	17.308	20.190	14.837	142.177	129.302
6	10:55:41.513	52.851	17.344	20.676	14.831	141.577	129.802
7	10:56:34.145	52.632	17.433	20.375	14.824	141.877	128.313
8	10:57:26.198	52.053	17.379	19.722	14.952	142.177	114.323
9	10:58:18.685	52.487	17.703	19.915	14.869	139.808	129.802
10	10:59:11.440	52.755	17.520	20.112	15.123	139.808	126.618

Lap	Time of Day	Lap Tm	S1	S2	S3	S3Spd	SFSpd
(31) Torquil PATERSON							
1	10:51:20.826			20.525	15.196	128.559	124.735
2	10:52:13.537	52.711	17.269	20.264	15.178	130.814	125.201
3	10:53:06.299	52.762	17.616	20.057	15.089	132.624	124.044
4	10:53:58.122	51.823	16.968	19.795	15.060	132.886	125.435
5	10:54:50.753	52.631	16.973	20.525	15.133	132.102	124.273
6	10:55:42.933	52.180	17.051	19.929	15.200	132.102	120.480
7	10:56:35.337	52.404	17.096	20.222	15.086	131.842	126.857
8	10:57:27.516	52.179	17.060	20.016	15.103	131.584	124.273
9	10:58:20.025	52.509	17.282	20.000	15.227	131.070	121.572
10	10:59:13.392	53.367	17.305	20.958	15.104	129.802	124.968

Lap	Time of Day	Lap Tm	S1	S2	S3	S3Spd	SFSpd
(155) Scott SHAND							
1	10:51:21.449			20.604	15.200	138.652	129.302
2	10:52:13.673	52.224	17.391	19.801	15.032	135.571	128.805
3	10:53:07.465	53.792	17.733	19.825	16.234	136.675	128.805
4	10:53:59.929	52.464	17.618	19.998	14.848	135.025	129.802
5	10:54:52.757	52.828	17.133	20.734	14.961	132.624	129.551
6	10:55:45.138	52.381	17.181	19.876	15.324	135.571	129.302
7	10:56:37.642	52.504	17.291	19.950	15.263	135.298	128.805
8	10:57:30.756	53.114	17.724	20.260	15.130	132.102	128.068
9	10:58:23.550	52.794	17.467	20.248	15.079	130.814	129.551
10	10:59:16.542	52.992	17.405	20.498	15.089	129.302	129.302

Lap	Time of Day	Lap Tm	S1	S2	S3	S3Spd	SFSpd
(34) John DEAN							
1	10:51:24.494			20.958	15.300	133.947	130.053
2	10:52:17.790	53.296	18.196	20.086	15.014	139.227	128.805
3	10:53:11.386	53.596	18.298	20.219	15.079	138.366	127.581
4	10:54:03.942	52.556	17.529	19.995	15.032	138.081	128.805
5	10:54:57.321	53.379	17.199	19.822	16.358	140.392	127.581
6	10:55:49.176	51.855	17.293	19.753	14.809	13	

KMSC National Motorcycle Racing

KMSC Superbikes & KMSC Clubman

Knockhill 1.267 miles

Race 20 - 2nd Race

04/09/2016 11:15

Race (10 Laps) started at 10:50:23

Lap	Time of Day	Lap Tm	S1	S2	S3	S3Spd	SFSpd
(77) Angus MEARNES							
1	10:51:22.995			21.358	15.526	126.380	120.915
2	10:52:17.495	54.500	17.940	20.818	15.742	128.559	121.572
3	10:53:11.859	54.364	18.075	20.823	15.466	126.618	120.480
4	10:54:05.532	53.673	17.700	20.536	15.437	127.581	120.265
5	10:54:59.717	54.185	17.749	20.770	15.666	127.098	120.265
6	10:55:53.884	54.167	17.998	20.761	15.408	126.380	120.480
7	10:56:47.669	53.785	17.665	20.649	15.471	126.142	119.621
8	10:57:41.476	53.807	17.862	20.554	15.391	127.098	120.480
9	10:58:35.276	53.800	17.686	20.835	15.279	127.098	121.352
10	10:59:29.692	54.416	17.923	20.885	15.608	126.380	121.133

(69) Rodney SCOTT							
1	10:51:23.479			21.398	15.835	122.459	129.302
2	10:52:17.601	54.122	18.206	20.507	15.409	133.947	129.302
3	10:53:12.348	54.747	18.222	20.855	15.670	130.560	130.306
4	10:54:06.121	53.773	17.820	20.575	15.378	135.025	130.306
5	10:55:00.158	54.037	17.738	20.507	15.792	133.415	129.802
6	10:55:54.860	54.702	18.286	20.861	15.555	135.571	129.551
7	10:56:49.110	54.250	17.834	20.669	15.747	132.624	128.559
8	10:57:43.782	54.672	18.310	20.574	15.788	133.415	120.697
9	10:58:39.486	55.704	18.722	21.045	15.937	131.070	117.116
10	10:59:35.262	55.776	18.697	21.012	16.067	131.070	123.133

(7) James LAING							
1	10:51:24.365			21.293	16.162	129.053	125.201
2	10:52:19.807	55.442	18.978	21.074	15.390	131.584	127.824
3	10:53:14.585	54.778	18.242	20.953	15.583	126.142	126.618
4	10:54:10.707	56.122	19.245	21.154	15.723	128.559	125.201
5	10:55:05.771	55.064	18.513	20.867	15.684	130.053	126.857
6	10:56:01.164	55.393	18.768	21.142	15.483	127.098	126.857
7	10:56:55.112	53.948	18.016	20.741	15.191	128.559	127.581
8	10:57:49.210	54.098	17.979	20.749	15.370	128.559	126.142
9	10:58:43.027	53.817	17.915	20.547	15.355	129.053	127.098
10	10:59:36.616	53.589	17.932	20.533	15.124	127.581	128.068

(63) Kenny PATERSON							
1	10:51:25.201			21.473	15.699	134.215	125.201
2	10:52:20.452	55.251	18.527	21.194	15.530	133.415	128.805
3	10:53:14.906	54.454	18.015	20.946	15.493	134.215	126.380
4	10:54:10.988	56.082	19.137	21.135	15.810	128.313	126.142
5	10:55:05.999	55.011	18.473	21.026	15.512	134.215	126.857
6	10:56:01.970	55.971	18.837	20.993	16.141	126.618	122.014
7	10:56:56.156	54.186	18.362	20.382	15.442	132.102	124.504
8	10:57:49.492	53.336	17.781	20.322	15.233	134.754	124.273
9	10:58:42.986	53.494	17.959	20.405	15.130	133.150	124.504
10	10:59:37.302	54.316	18.301	20.523	15.492	130.814	126.380

(105) James VEVERS							
1	10:51:26.595			21.952	16.031	134.754	127.581
2	10:52:21.752	55.157	18.439	21.119	15.599	136.954	127.098
3	10:53:16.212	54.460	18.068	20.936	15.456	137.798	127.339
4	10:54:11.435	55.223	18.401	21.285	15.537	136.398	126.380
5	10:55:06.367	54.932	18.234	20.948	15.750	137.234	127.339
6	10:56:02.089	55.722	18.675	21.079	15.968	135.298	127.098
7	10:56:56.927	54.838	18.639	20.888	15.311	136.121	125.670
8	10:57:49.965	53.038	17.584	20.245	15.209	136.954	127.581
9	10:58:43.544	53.579	17.851	20.432	15.296	136.398	127.581
10	10:59:37.563	54.019	17.938	20.483	15.598	136.121	127.339

(67) Des BURNS							
1	10:51:24.306			21.482	16.287	132.624	124.735
2	10:52:19.189	54.883	18.641	20.780	15.462	129.551	127.581
3	10:53:14.587	55.398	18.482	21.184	15.732	131.070	125.670
4	10:54:10.594	56.007	18.924	21.359	15.724	130.814	126.618

5	10:55:05.679	55.085	18.354	21.036	15.695	131.842	125.905
6	10:56:01.806	56.127	18.709	21.199	16.219	128.805	125.905
7	10:56:57.317	55.511	18.718	20.972	15.821	130.814	127.824
8	10:57:52.115	54.798	18.396	20.890	15.512	128.559	128.068
9	10:58:48.458	56.343	18.625	21.986	15.732	126.380	125.201
10	10:59:43.900	55.442	18.660	21.228	15.554	128.068	126.857

(44) David PRENTICE							
1	10:51:25.009			21.611	16.254	132.886	123.360
2	10:52:20.220	55.211	18.502	21.225	15.484	128.805	124.044
3	10:53:15.572	55.352	18.440	21.279	15.633	132.102	123.815
4	10:54:11.816	56.244	18.747	21.480	16.017	129.551	123.815
5	10:55:07.280	55.464	18.186	21.258	16.020	131.584	123.815
6	10:56:03.073	55.793	18.361	20.743	16.689	132.886	120.049
7	10:56:57.984	54.911	18.467	20.875	15.569	133.150	124.735
8	10:57:52.480	54.496	18.040	20.971	15.485	131.584	124.504
9	10:58:48.636	56.156	18.520	21.956	15.680	132.362	124.735
10	10:59:44.294	55.658	18.716	21.236	15.706	129.551	124.735

(33) Graeme BODEL							
1	10:51:25.461			21.576	16.261	130.814	127.098
2	10:52:21.043	55.582	18.458	21.420	15.704	132.624	126.618
3	10:53:16.183	55.140	18.304	21.043	15.793	133.680	115.107
4	10:54:12.189	56.006	18.717	21.204	16.085	133.947	127.339
5	10:55:07.440	55.251	18.220	20.971	16.060	131.070	127.098
6	10:56:03.096	55.656	18.412	20.848	16.396	133.150	114.518
7	10:56:58.489	55.393	18.649	20.920	15.824	132.886	126.380
8	10:57:52.921	54.432	18.014	20.887	15.531	132.886	127.824
9	10:58:48.908	55.987	18.251	21.917	15.819	129.551	128.068
10	10:59:44.729	55.821	18.656	21.208	15.957	131.842	127.824

(71) Gavin JONES							
1	10:51:28.190			23.098	15.932	128.559	124.504
2	10:52:23.703	55.513	18.435	21.446	15.632	125.905	123.815
3	10:53:18.762	55.059	18.312	21.099	15.648	130.560	122.683
4	10:54:13.838	55.076	18.303	21.205	15.568	130.560	123.360
5	10:55:09.020	55.182	18.176	21.256	15.750	131.326	122.908
6	10:56:04.198	55.178	18.105	21.294	15.779	131.842	122.459
7	10:56:59.397	55.199	18.329	21.261	15.609	132.362	122.459
8	10:57:54.899	55.502	18.506	21.257	15.739	132.886	123.815
9	10:58:50.313	55.414	18.092	21.466	15.856	131.326	123.360
10	10:59:45.170	54.857	18.155	20.882	15.820	130.053	123.587

(4) Daniel MacLEAN							
1	10:51:26.179			21.767	16.099	131.070	127.098
2	10:52:22.046	55.867	18.576	21.214	16.077	131.584	128.559
3	10:53:17.898	55.852	18.627	21.263	15.962	131.326	127.339
4	10:54:13.489	55.591	18.592	21.149	15.850	132.102	127.581
5	10:55:08.499	55.010	18.178	20.946	15.886	130.560	128.805
6	10:56:03.800	55.301	18.229	21.130	15.942	133.150	128.313
7	10:56:59.498	55.698	18.432	21.225	16.041	131.842	127.098
8	10:57:54.514	55.016	18.122	21.207	15.687	131.584	128.068
9	10:58:50.415	55.901	17.990	21.722	16.189	127.339	128.313
10	10:59:45.636	55.221	18.606	21.075	15.540	130.053	129.053

(22) Steven WATSON							
1	10:51:28.997			22.771	16.178	128.559	123.360
2	10:52:25.492	56.495	18.719	21.805	15.971	126.618	126.142
3	10:53:21.133	55.641					

KMSC National Motorcycle Racing

KMSC Superbikes & KMSC Clubman

Knockhill 1.267 miles

Race 20 - 2nd Race

04/09/2016 11:15

Race (10 Laps) started at 10:50:23

Lap	Time of Day	Lap Tm	S1	S2	S3	S3Spd	SFSpd
(122) David SUDDER							
1	10:51:27.617			22.866	16.100	123.587	123.587
2	10:52:24.345	56.728	18.636	21.792	16.300	119.835	120.265
3	10:53:20.751	56.406	18.531	21.915	15.960	120.697	122.683
4	10:54:16.971	56.220	18.670	21.737	15.813	126.380	122.459
5	10:55:13.256	56.285	18.415	21.901	15.969	122.908	121.352
6	10:56:08.796	55.540	18.256	21.460	15.824	125.905	121.352
7	10:57:05.267	56.471	18.433	22.270	15.768	122.236	122.236
8	10:58:01.276	56.009	18.209	21.823	15.977	120.049	121.792
9	10:58:57.062	55.786	18.131	21.691	15.964	121.133	122.014
10	10:59:52.614	55.552	18.029	21.431	16.092	123.360	122.683

Lap	Time of Day	Lap Tm	S1	S2	S3	S3Spd	SFSpd
(5) Kyle DUNCAN							
1	10:51:29.591			23.450	16.772	123.360	115.903
2	10:52:27.337	57.746	19.281	22.002	16.463	125.670	115.504
3	10:53:24.834	57.497	18.860	22.259	16.378	123.587	113.935
4	10:54:22.290	57.456	19.125	22.091	16.240	122.908	114.129
5	10:55:19.670	57.380	18.989	22.009	16.382	122.908	114.323
6	10:56:16.933	57.263	18.921	21.950	16.392	122.908	110.739
7	10:57:14.060	57.127	18.955	22.191	15.981	121.352	114.910
8	10:58:11.364	57.304	18.777	22.513	16.014	121.133	114.323
9	10:59:11.516	1:00.152	21.554	22.226	16.372	124.044	116.103

Lap	Time of Day	Lap Tm	S1	S2	S3	S3Spd	SFSpd
(82) Geraint JONES							
1	10:51:29.523			23.263	16.456	128.559	123.587
2	10:52:26.576	57.053	18.816	22.121	16.116	126.618	125.670
3	10:53:25.717	59.141	19.034	22.367	17.740	125.435	125.905
4	10:54:23.298	57.581	19.161	22.292	16.128	129.551	125.435
5	10:55:20.403	57.105	19.120	21.871	16.114	127.581	124.735
6	10:56:17.800	57.397	19.245	21.964	16.188	128.805	124.273
7	10:57:15.551	57.751	19.369	22.095	16.287	129.053	122.014
8	10:58:13.773	58.222	18.692	22.825	16.705	121.792	124.044
9	10:59:12.268	58.495	19.541	22.819	16.135	123.815	124.735

Lap	Time of Day	Lap Tm	S1	S2	S3	S3Spd	SFSpd
(36) Craig MARTIN							
1	10:51:31.606			23.525	17.442	115.504	108.588
2	10:52:29.841	58.235	19.377	22.255	16.603	116.103	108.588
3	10:53:28.459	58.618	19.405	22.376	16.837	114.323	108.413
4	10:54:26.496	58.037	18.990	22.060	16.987	115.504	107.890
5	10:55:24.361	57.865	19.143	22.082	16.640	112.976	107.201
6	10:56:22.023	57.662	18.927	22.034	16.701	114.910	108.764
7	10:57:19.867	57.844	19.083	22.174	16.587	116.709	110.012
8	10:58:20.123	1:00.256	20.270	23.239	16.747	117.116	110.922
9	10:59:18.312	58.189	18.706	22.750	16.733	116.912	112.786

Lap	Time of Day	Lap Tm	S1	S2	S3	S3Spd	SFSpd
(16) Bob STORRAR							
1	10:51:34.655			24.865	17.549	112.786	119.621
2	10:52:36.424	1:01.769	20.603	23.824	17.342	119.621	119.835
3	10:53:37.451	1:01.027	20.794	23.403	16.830	118.356	118.775
4	10:54:36.963	59.512	20.158	22.121	17.233	119.621	119.835
5	10:55:36.680	59.717	20.179	22.739	16.799	119.196	115.903
6	10:56:35.989	59.309	20.264	21.965	17.080	122.236	121.133
7	10:57:34.077	58.088	19.818	21.675	16.595	123.815	122.683
8	10:58:31.264	57.187	19.042	21.733	16.412	122.683	121.133
9	10:59:29.315	58.051	19.576	21.702	16.773	122.908	120.915

Lap	Time of Day	Lap Tm	S1	S2	S3	S3Spd	SFSpd
(26) Steven MacINTYRE							
1	10:51:32.797			23.847	17.781	118.356	116.709
2	10:52:34.363	1:01.566	19.930	23.791	17.845	119.409	108.413
3	10:53:35.901	1:01.538	21.198	23.419	16.921	120.049	118.775
4	10:54:36.847	1:00.946	20.341	23.247	17.358	121.792	118.985
5	10:55:37.557	1:00.710	19.997	23.191	17.522	113.166	117.526
6	10:56:38.146	1:00.589	20.535	23.286	16.768	121.572	117.116
7	10:57:37.182	59.036	19.460	22.694	16.882	122.236	117.526
8	10:58:36.414	59.232	19.820	22.615	16.797	120.915	116.304

Lap	Time of Day	Lap Tm	S1	S2	S3	S3Spd	SFSpd
9	10:59:35.425	59.011	19.469	22.717	16.825	121.352	116.304
(14) James ROTHERY							
1	10:51:34.322				24.839	17.420	117.116
2	10:52:36.403	1:02.081	20.738	23.934	17.409	116.103	117.940
3	10:53:38.984	1:02.581	20.667	23.746	18.168	111.846	116.506
4	10:54:41.846	1:02.862	20.978	23.802	18.082	114.518	113.935
5	10:55:45.883	1:04.037	20.665	25.052	18.320	113.935	115.305
6	10:56:48.022	1:02.139	20.178	24.066	17.895	112.976	113.742
7	10:57:49.556	1:01.534	20.430	23.614	17.490	117.321	114.518
8	10:58:52.458	1:02.902	21.001	24.133	17.768	114.129	116.304
9	10:59:54.828	1:02.370	20.481	23.728	18.161	111.474	116.304

Lap	Time of Day	Lap Tm	S1	S2	S3	S3Spd	SFSpd
(23) Alex MacLEOD							
1	10:51:33.705				24.699	17.319	121.133
2	10:53:30.669	2:16.964	1:33.197	26.004	17.763	109.118	115.703
3	10:54:57.669	1:07.000	22.361	25.543	19.096	111.846	115.903
4	10:56:04.134	1:06.465	21.663	25.708	19.094	107.201	114.910
5	10:57:09.746	1:05.612	22.667	25.195	17.950	116.506	118.147
6	10:58:14.952	1:05.206	22.098	25.266	17.842	116.912	118.147
7	10:59:20.182	1:05.230	21.743	25.583	17.904	111.105	118.565

Lap	Time of Day	Lap Tm	S1	S2	S3	S3Spd	SFSpd
(144) Aran SADLER							
1	10:51:28.877				23.070	16.704	125.905
2	10:52:25.913	57.036	18.590	22.022	16.424	128.068	124.968
3	10:53:23.051	57.138	18.866	22.056	16.216	125.435	123.133

Lap	Time of Day	Lap Tm	S1	S2	S3	S3Spd	SFSpd
(6) Calum MacLEAN							
1	10:51:30.928				23.134	16.787	122.236
							122.683


Clerk of the Course :

Sig : Time :

Chief Timekeeper : Ian Sharp (SMART Timing)

Results available at www.mylaps.com and www.smart-timing.co.uk

Printed: 05/09/2016 17:07:19



KMSC National Motorcycle Racing

Lapchart

KMSC Superbikes & KMSC Clubman

Knockhill 1.267 miles

Race 20 - 2nd Race

04/09/2016 11:15

Race (10 Laps) started at 10:50:23

Competitors	Laps									
	1	2	3	4	5	6	7	8	9	10
Adrian CLARK (3)	1	3	3	3	3	3	3	3	3	3
William MONIE (112)	2	112	112	112	112	112	79	79	79	17
Donald MacFADYEN (55)	3	55	55	79	79	79	79	112	112	17
Kristopher DUNCAN (119)	4	119	79	55	55	55	55	55	17	112
Bruce BIRNIE (79)	5	79	119	119	119	119	119	119	55	55
Torquil PATERSON (31)	6	31	94	94	94	94	17	17	119	94
Greg GILFILLAN (94)	7	94	31	31	31	17	94	94	94	119
Scott SHAND (155)	8	155	155	17	17	31	31	31	31	31
Adam LYON (2)	9	2	17	155	155	155	155	155	155	155
Angus MEARNS (77)	10	77	2	2	34	34	34	34	34	34
Rodney SCOTT (69)	11	69	77	34	2	2	2	2	2	2
Matthew PAULO (17)	12	17	69	77	77	77	77	77	77	77
Des BURNS (67)	13	67	34	69	69	69	69	69	69	69
James LAING (7)	14	7	67	7	67	67	7	7	7	63
John DEAN (34)	15	34	7	67	7	7	67	63	63	7
David PRENTICE (44)	16	44	44	63	63	63	63	105	105	105
Kenny PATERSON (63)	17	63	63	44	105	105	105	67	67	67
Graeme BODEL (33)	18	33	33	33	44	44	44	44	44	44
Daniel MacLEAN (4)	19	4	105	105	33	33	33	33	33	33
James VEVERS (105)	20	105	4	4	4	4	4	71	4	71
David SUDES (122)	21	122	71	71	71	71	71	4	71	4
Gavin JONES (71)	22	71	122	122	22	22	22	22	22	22
Aran SADLER (144)	23	144	22	22	122	122	122	122	122	122
Steven WATSON (22)	24	22	144	144	5	5	5	5	5	5
Geraint JONES (82)	25	82	82	5	82	82	82	82	82	82
Kyle DUNCAN (5)	26	5	5	82	36	36	36	36	36	36
Calum MacLEAN (6)	27	6	36	36	26	16	16	16	16	16
Craig MARTIN (36)	28	36	26	26	16	26	26	26	26	26
Steven MacINTYRE (26)	29	26	14	16	14	14	14	14	14	14
Alex MacLEOD (23)	30	23	16	14	23	23	23	23		
James ROTHERY (14)	31	14	23	23						
Bob STORRAR (16)	32	16								

Clerk of the Course :

Sig : Time :

Chief Timekeeper : Ian Sharp (SMART Timing)

Results available at www.mylaps.com and www.smart-timing.co.uk

Printed: 05/09/2016 17:07:36

Orbits



Race Results

KMSC National Motorcycle Racing

Sorted on Laps

KMSC 125's

Knockhill 1.267 miles

Race 21 - 3rd Race

04/09/2016 11:30

Race (10 Laps) started at 11:08:15

Pos	No.	Name	Make/Model	CC	Class	Laps	Total Tm	Diff	Best Tm	In Lap	Avg. Speed
1	9	Rishon HICKEY	Aprilia	RS125	F125	10	10:53.644		1:04.676	10	69.779
2	44	Murray PATTISON	Aprilia	RS125	F125	10	11:25.338	31.694	1:07.759	3	66.552
3	8	Cameron McPHERSON	Aprilia	RS125	F125	10	11:34.393	40.749	1:08.123	4	65.685
4	20	Jack HART	Aprilia	RS125	F125	10	11:40.319	46.675	1:08.654	8	65.129
5	27	James McLAREN	Aprilia	RS125	F125	10	11:55.250	1:01.606	1:08.529	10	63.769
6	47	Joel BAVIDGE	Aprilia	RS125	F125	10	11:55.521	1:01.877	1:09.270	10	63.745
7	21	Marc GIBSON	Aprilia	RS125	F125	10	11:56.676	1:03.032	1:09.091	10	63.642
8	23	Keirin KELLAS	Aprilia	RS125	F125	10	12:05.323	1:11.679	1:11.505	9	62.884
Not classified											
DNF	16	Mia KELLAS	Aprilia	RS125	F125			DNF		0	-

Margin of Victory	Avg. Speed	Best Lap Tm	Best Speed	Best Lap by
31.694	69.779	1:04.676	70.522	9 - Rishon HICKEY

Clerk of the Course :

Orbits

Sig :

Time :

Chief Timekeeper : Ian Sharp (SMART Timing)

Results available at www.mylaps.com and www.smart-timing.co.uk

Printed: 05/09/2016 12:47:22



KMSC National Motorcycle Racing

KMSC 125's

Knockhill 1.267 miles

Race 21 - 3rd Race

04/09/2016 11:30

Race (10 Laps) started at 11:08:15

Lap	Time of Day	Lap Tm	S1	S2	S3	S3Spd	SFSpd
(9) Rishon HICKEY							
1	11:09:23.247				19.259		81.343
2	11:10:28.781	1:05.534			19.368		79.795
3	11:11:34.313	1:05.532			19.313		80.081
4	11:12:39.354	1:05.041			19.453		78.950
5	11:13:44.491	1:05.137			19.228		80.272
6	11:14:49.352	1:04.861			19.132	84.412	81.739
7	11:15:54.231	1:04.879			19.169	84.200	81.441
8	11:16:59.207	1:04.976			19.237		79.323
9	11:18:04.397	1:05.190			19.070		81.244
10	11:19:09.073	1:04.676			18.909		83.571

Lap	Time of Day	Lap Tm	S1	S2	S3	S3Spd	SFSpd
(44) Murray PATTISON							
1	11:09:26.938		26.104	19.973	82.645		79.417
2	11:10:36.717	1:09.779	22.323	26.074	21.382	82.543	75.064
3	11:11:44.476	1:07.759	22.236	25.605	19.918	82.645	78.765
4	11:12:52.418	1:07.942	22.221	25.669	20.052	83.260	78.397
5	11:14:00.453	1:08.035	22.205	25.737	20.093	82.645	77.941
6	11:15:08.250	1:07.797	22.130	25.763	19.904	81.839	78.488
7	11:16:16.269	1:08.019	22.120	25.960	19.939	82.442	78.397
8	11:17:24.221	1:07.952	22.211	25.966	19.775	82.139	78.488
9	11:18:32.581	1:08.360	22.501	25.849	20.010	82.341	78.032
10	11:19:40.767	1:08.186	22.344	25.752	20.090	79.700	78.488

Lap	Time of Day	Lap Tm	S1	S2	S3	S3Spd	SFSpd
(8) Cameron McPHERSON							
1	11:09:30.638				20.354	80.368	75.742
2	11:10:39.627	1:08.989			20.285	81.639	76.172
3	11:11:48.252	1:08.625			20.217	81.441	76.259
4	11:12:56.375	1:08.123			20.143	82.951	76.000
5	11:14:05.303	1:08.928			20.351	79.795	75.657
6	11:15:14.248	1:08.945	22.502	25.984	20.459	81.048	76.000
7	11:16:23.188	1:08.940	22.581	26.033	20.326	81.146	76.086
8	11:17:32.407	1:09.219	22.374	26.426	20.419	79.795	76.958
9	11:18:41.158	1:08.751	22.268	26.058	20.425	79.890	76.519
10	11:19:49.822	1:08.664	22.512	25.936	20.216	81.441	76.345

Lap	Time of Day	Lap Tm	S1	S2	S3	S3Spd	SFSpd
(20) Jack HART							
1	11:09:31.929			27.820	20.766	86.146	82.039
2	11:10:41.545	1:09.616	22.746	26.811	20.059	86.479	81.739
3	11:11:51.262	1:09.717	22.651	26.881	20.185	86.035	80.853
4	11:13:00.524	1:09.262	22.799	26.262	20.201	87.153	82.747
5	11:14:10.133	1:09.609	22.670	26.561	20.378	86.927	81.938
6	11:15:19.264	1:09.131	22.540	26.526	20.065	86.368	82.039
7	11:16:28.215	1:08.951	22.303	26.266	20.382	87.153	80.950
8	11:17:36.869	1:08.654	22.554	26.166	19.934	86.814	82.543
9	11:18:46.134	1:09.265	22.578	26.536	20.151	85.706	81.639
10	11:19:55.748	1:09.614	22.619	26.534	20.461	85.925	75.742

Lap	Time of Day	Lap Tm	S1	S2	S3	S3Spd	SFSpd
(27) James McLAREN							
1	11:09:33.982				21.286		69.904
2	11:10:45.810	1:11.828			21.247	76.958	71.164
3	11:11:56.869	1:11.059			21.511	77.851	70.491
4	11:13:08.296	1:11.427			21.206	76.086	69.977
5	11:14:19.675	1:11.379			21.429	79.890	69.758
6	11:15:29.723	1:10.048			20.759		71.315
7	11:16:40.666	1:10.943			21.448		69.904
8	11:17:51.692	1:11.026			20.860	73.989	71.315
9	11:19:02.150	1:10.458			21.125	78.214	72.081
10	11:20:10.679	1:08.529			20.327	77.581	72.549

Lap	Time of Day	Lap Tm	S1	S2	S3	S3Spd	SFSpd
(47) Joel BAVIDGE							
1	11:09:32.791			27.493	22.206	82.747	78.397
2	11:10:44.758	1:11.967	23.016	27.532	21.419	79.985	76.782
3	11:11:56.459	1:11.701	23.335	26.866	21.500	78.857	76.172
4	11:13:08.528	1:12.069	23.379	27.802	20.888	79.230	78.397


Clerk of the Course :

Sig : Time :

Chief Timekeeper : Ian Sharp (SMART Timing)

Results available at www.mylaps.com and www.smart-timing.co.uk

Printed: 05/09/2016 12:47:41





Race Results

KMSC National Motorcycle Racing

Lapchart

KMSC 125's

Knockhill 1.267 miles

Race 21 - 3rd Race

04/09/2016 11:30

Race (10 Laps) started at 11:08:15

Competitors	Laps									
	1	2	3	4	5	6	7	8	9	10
Rishon HICKEY (9)	1	9	9	9	9	9	9	9	9	9
Murray PATTISON (44)	2	44	44	44	44	44	44	44	44	44
Cameron McPHERSON (8)	3	8	8	8	8	8	8	8	8	8
Marc GIBSON (21)	4	21	20	20	20	20	20	20	20	20
Jack HART (20)	5	20	47	47	27	47	47	47	47	27
Joel BAVIDGE (47)	6	47	27	27	47	27	27	27	27	47
Keirin KELLAS (23)	7	23	21	21	21	21	21	21	21	21
James McLAREN (27)	8	27	23	23	23	23	23	23	23	23
-	9									

Clerk of the Course :

Sig : Time :

Chief Timekeeper : Ian Sharp (SMART Timing)


Results available at www.mylaps.com and www.smart-timing.co.uk

Orbits



KMSC National Motorcycle Racing

<p>KMSC 125's</p> <p>Race 28 - 4th Race</p> <p>Race (10 Laps) started at 14:27:59</p>	<p>Knockhill 1.267 miles</p> <p>04/09/2016 14:30</p>
---	--



POLE POSITION

<p>1</p> <div style="border: 1px solid black; padding: 5px; text-align: center;"> <p>1</p> <p>9 Rishon HICKEY</p> </div>	<p>2</p> <div style="border: 1px solid black; padding: 5px; text-align: center;"> <p>2</p> <p>44 Murray PATTISON</p> </div>	<p>3</p> <div style="border: 1px solid black; padding: 5px; text-align: center;"> <p>3</p> <p>8 Cameron McPHERSON</p> </div>
<p>2</p> <div style="border: 1px solid black; padding: 5px; text-align: center;"> <p>4</p> <p>20 Jack HART</p> </div>	<p>5</p> <div style="border: 1px solid black; padding: 5px; text-align: center;"> <p>5</p> <p>27 James McLAREN</p> </div>	<p>6</p> <div style="border: 1px solid black; padding: 5px; text-align: center;"> <p>6</p> <p>47 Joel BAVIDGE</p> </div>
<p>3</p> <div style="border: 1px solid black; padding: 5px; text-align: center;"> <p>7</p> <p>21 Marc GIBSON</p> </div>	<p>8</p> <div style="border: 1px solid black; padding: 5px; text-align: center;"> <p>8</p> <p>23 Keirin KELLAS</p> </div>	<p>9</p> <div style="border: 1px solid black; padding: 5px; text-align: center;"> <p>9</p> <p>16 Mia KELLAS</p> </div>

Clerk of the Course :

Sig : Time :

Chief Timekeeper : Ian Sharp (SMART Timing)

Results available at www.mylaps.com and www.smart-timing.co.uk



Race Results

KMSC National Motorcycle Racing

Sorted on Laps

KMSC Sidecars

Knockhill 1.267 miles

Race 22 - 3rd Race - Re-Start

04/09/2016 11:50

Race (8 Laps) started at 11:35:53

Pos	No.	Name	Make/Model	CC	Class	Laps	Total Tm	Diff	Best Tm	In Lap	Avg. Speed
1	8	BELL / BELSEY	LCR Suzuki	600	SC	8	7:18.785		53.128	6	83.159
2	5	SHAND / HYDE	Shand F1 / F2	600	SC	8	7:38.694	19.909	56.043	4	79.549
3	6	BAKER / BAKER-MILLIGAN	Baker Suzuki	600	SC	8	7:44.594	25.809	57.264	5	78.539
4	111	HOSKISSON / HARDIE	Baker	750	SC	8	7:48.722	29.937	57.495	3	77.847
5	50	BROWNE / McKAY	Baker / Ireson	600	SC	7	7:43.889	1 Lap	1:05.029	3	68.826
6	66	STROUD / STEWART	Irisom F2	600	SC	7	8:53.862	1 Lap	1:09.469	2	59.805
Not classified											
DNF	34	CHRISTIE / CHRISTIE	LCR Honda	600	SC	5	5:44.732	DNF	57.589	3	66.154
DNF	7	LEWIS / FAIRHURST	Hogg BMW	600	SC	4	4:18.529	DNF	1:03.059	2	70.570
DNS	964	ANDERSON / MAYHEW	Molynux DMR	600	SC			DNS		0	-
DNS	1	O'NEILL / GALLIGAN	LCR Suzuki	1000	SC			DNS		0	-
DNS	57	McKINLAY / LITHGOW	Sherbourne	600	SC			DNS		0	-
DNS	87	SHAND / YUILL	Bellas BMW	1000	SC			DNS		0	-
DNS	55	SOUTER / ZAKARAUSKAS	LCR F2	750	SC			DNS		0	-

Announcements

RED FLAG after Leader completed 2 Laps - Race re-started over 8 Laps.

Margin of Victory	Avg. Speed	Best Lap Tm	Best Speed	Best Lap by
19.909	83.159	53.128	85.851	8 - BELL / BELSEY

Clerk of the Course :

Sig : Time :
Chief Timekeeper : Ian Sharp (SMART Timing)

Results available at www.mylaps.com and www.smart-timing.co.uk

Printed: 05/09/2016 13:08:18

Orbits



KMSC National Motorcycle Racing

KMSC Sidecars

Knockhill 1.267 miles

Race 22 - 3rd Race - Re-Start

04/09/2016 11:50

Race (8 Laps) started at 11:35:53

Lap	Time of Day	Lap Tm	S1	S2	S3	S3Spd	SFSpd
(8) BELL / BELSEY							
1	11:36:54.405			21.843	15.902	120.697	114.323
2	11:37:49.650	55.245	18.709	20.882	15.654	122.236	113.742
3	11:38:43.153	53.503	17.396	20.298	15.809	123.133	110.374
4	11:39:36.594	53.441	17.596	20.516	15.329	123.360	114.129
5	11:40:30.714	54.120	17.547	20.831	15.742	122.014	113.357
6	11:41:23.842	53.128	17.252	20.317	15.559	123.587	113.935
7	11:42:17.690	53.848	17.392	20.857	15.599	122.908	112.786
8	11:43:12.430	54.740	18.096	21.061	15.583	122.459	112.786

Lap	Time of Day	Lap Tm	S1	S2	S3	S3Spd	SFSpd
(5) SHAND / HYDE							
1	11:36:53.647			21.437	16.476	108.064	101.371
2	11:37:50.465	56.818	18.905	21.580	16.333	107.890	101.371
3	11:38:46.625	56.160	18.390	21.297	16.473	108.413	101.066
4	11:39:42.668	56.043	18.414	21.345	16.284	107.890	100.914
5	11:40:39.001	56.333	18.425	21.397	16.511	107.030	100.310
6	11:41:35.655	56.654	18.348	21.767	16.539	107.890	100.611
7	11:42:32.352	56.697	18.454	21.452	16.791	107.717	99.566
8	11:43:32.339	59.987	20.201	22.355	17.431	106.689	87.153

Lap	Time of Day	Lap Tm	S1	S2	S3	S3Spd	SFSpd
(6) BAKER / BAKER-MILLIGAN							
1	11:36:55.242			22.344	16.815	110.374	102.926
2	11:37:53.384	58.142	19.374	21.969	16.799	110.739	102.454
3	11:38:50.812	57.428	18.916	21.856	16.656	110.374	103.084
4	11:39:48.322	57.510			16.973	111.660	102.298
5	11:40:45.586	57.264		21.746	16.733	110.556	102.611
6	11:41:43.094	57.508	19.382	21.552	16.574	110.374	102.611
7	11:42:40.783	57.689	19.226	21.829	16.634	110.193	102.454
8	11:43:38.239	57.456	19.052	21.695	16.709	110.922	102.611

Lap	Time of Day	Lap Tm	S1	S2	S3	S3Spd	SFSpd
(11) HOSKISSON / HARDIE							
1	11:36:53.427			21.894	17.059	108.941	101.832
2	11:37:52.522	59.095	20.030	22.096	16.969	110.739	101.987
3	11:38:50.017	57.495	18.741	21.841	16.913	110.739	102.298
4	11:39:48.631	58.614	19.041	21.819	17.754	110.739	101.218
5	11:40:47.252	58.621	19.376	22.094	17.151	109.832	101.524
6	11:41:45.736	58.484	19.629	21.930	16.925	110.556	100.310
7	11:42:44.228	58.492	19.304	21.978	17.210	109.474	101.218
8	11:43:42.367	58.139	19.082	21.939	17.118	110.193	100.762

Lap	Time of Day	Lap Tm	S1	S2	S3	S3Spd	SFSpd
(50) BROWNE / McKAY							
1	11:37:02.009			24.696	18.447	102.454	98.111
2	11:38:07.668	1:05.659	21.525	25.639	18.495	104.366	97.399
3	11:39:12.697	1:05.029	21.416	25.128	18.485	104.366	97.824
4	11:40:17.899	1:05.202	21.426	25.063	18.713	102.298	97.682
5	11:41:23.726	1:05.827	21.310	25.789	18.728	103.561	96.976
6	11:42:30.653	1:06.927	22.361	25.528	19.038	103.882	95.188
7	11:43:37.534	1:06.881	22.705	25.249	18.927	105.515	95.868

Lap	Time of Day	Lap Tm	S1	S2	S3	S3Spd	SFSpd
(66) STROUD / STEWART							
1	11:37:10.931			26.385	19.538	90.809	88.649
2	11:38:20.400	1:09.469	22.570	26.153	20.746	87.608	81.244
3	11:39:30.432	1:10.032	23.489	26.886	19.657	88.532	85.596
4	11:40:43.303	1:12.871	24.510	27.549	20.812	85.379	81.540
5	11:41:54.773	1:11.470	24.547	26.298	20.625	87.608	78.857
6	11:43:09.996	1:15.223	26.609	26.600	22.014	83.885	61.510
7	11:44:27.507	1:37.511	29.953	35.008	32.550	62.252	25.536

Lap	Time of Day	Lap Tm	S1	S2	S3	S3Spd	SFSpd
(34) CHRISTIE / CHRISTIE							
1	11:36:55.899			22.385	17.191	108.413	99.272
2	11:37:53.704	57.805			16.551	110.374	101.066
3	11:38:51.293	57.589			16.674	109.296	100.914
4	11:39:49.885	58.592	18.852	22.846	16.894	109.474	100.611
5	11:41:38.377	1:48.492	18.899	21.899	1:07.694	109.832	84.839

Clerk of the Course :

Sig : Time :

Chief Timekeeper : Ian Sharp (SMART Timing)

 Results available at www.mylaps.com and www.smart-timing.co.uk

Printed: 05/09/2016 13:08:39

Orbits



KMSC National Motorcycle Racing

Lapchart

KMSC Sidecars

Knockhill 1.267 miles

Race 22 - 3rd Race - Re-Start

04/09/2016 11:50

Race (8 Laps) started at 11:35:53

Competitors	Laps								
	1	2	3	4	5	6	7	8	
HOSKISSON / HARDIE (111)	1	111	8	8	8	8	8	8	8
SHAND / HYDE (5)	2	5	5	5	5	5	5	5	5
BELL / BELSEY (8)	3	8	111	111	6	6	6	6	6
BAKER / BAKER-MILLIGAN (6)	4	6	6	6	111	111	111	111	111
CHRISTIE / CHRISTIE (34)	5	34	34	34	34	50	50	50	
BROWNE / McKAY (50)	6	50	7	7	7	34	66	66	
LEWIS / FAIRHURST (7)	7	7	50	50	50	66			
STROUD / STEWART (66)	8	66	66	66	66				
-	9								
-	10								
-	11								
-	12								
-	13								

Clerk of the Course :

Sig : Time :

Chief Timekeeper : Ian Sharp (SMART Timing)

Results available at www.mylaps.com and www.smart-timing.co.uk

Orbits



KMSC National Motorcycle Racing

KMSC Sidecars

Knockhill 1.267 miles

Race 29 - Jock Taylor Memorial Trophy Race

04/09/2016 14:45

Race (10 Laps) started at 14:45:19

POLE POSITION

1	1 8 BELL / BELSEY
2	3 6 BAKER / BAKER-MILLIGAN
3	5 50 BROWNE / McKAY
4	7 34 CHRISTIE / CHRISTIE
5	9 964 ANDERSON / MAYHEW
6	11 57 McKINLAY / LITHGOW
7	13 55 SOUTER / ZAKARAUSKAS

2	5 SHAND / HYDE
4	111 HOSKISSON / HARDIE
6	66 STROUD / STEWART
8	7 LEWIS / FAIRHURST
10	1 O'NEILL / GALLIGAN
12	87 SHAND / YUILL

Clerk of the Course :

Sig : Time :

Chief Timekeeper : Ian Sharp (SMART Timing)

Results available at www.mylaps.com and www.smart-timing.co.uk

Printed: 05/09/2016 13:09:29

Orbits



Race Results

KMSC National Motorcycle Racing

Sorted on Laps

Scottish Championship Lightweights

Knockhill 1.267 miles

Race 23 - 2nd Race - AMENDED RESULT

04/09/2016 12:00

Race (10 Laps) started at 13:03:03

Pos	No.	Name	Make/Model	CC	Class	Laps	Total Tm	Diff	Best Tm	In Lap	Avg. Speed
1	49	Paul McCLUNG	Kawasaki	ER6	SL	10	9:02.502		53.160	8	84.075
2	11	Lewis PATERSON	Suzuki	SV650	SL	10	9:28.189	25.687	56.157	7	80.274
3	155	Scott CAMPBELL	Kawasaki	ER6 650	SL	10	9:32.106	29.604	55.759	4	79.725
4	4	Alan GIBSON	Suzuki	SV650	SL	10	9:33.933	31.431	56.753	3	79.471
5	119	Kristopher DUNCAN	Kawasaki	ER6	SL	10	9:33.951	31.449	55.633	3	79.468
6	134	Kenneth THIRLWALL	Kawasaki	ER6	SL	10	9:40.340	37.838	57.381	10	78.593
7	21	Grant REID	Kawasaki	ER6	SL	10	9:40.650	38.148	57.285	3	78.551
8	68	Scott ROBERTSON	Suzuki	SV650	SL	10	9:43.219	40.717	57.339	9	78.205
9	66	Kevin WATRET	Kawasaki	ER6	SL	10	9:58.366	55.864	58.315	4	76.226
10	16	Gerry KEIRNAN	Suzuki	SV650	SL	10	10:02.379	59.877	59.439	4	75.718
11	79	Ashley ROBSON	Kawasaki	ZXR400	SL	9	9:02.613	1 Lap	58.793	6	75.652
12	14	Scott GORDON	Kawasaki	ER6	SL	9	9:03.458	1 Lap	59.370	3	75.534
13	900	Dean CRAWFORD	Suzuki	SV650	SL	9	9:05.807	1 Lap	59.453	5	75.209
14	2	Robert WOODWARD	Suzuki	SV650	SL	9	9:10.006	1 Lap	1:00.131	6	74.635
15	25	Jim PURVIS	Yamaha	FZR400	SL	9	9:10.513	1 Lap	59.396	9	74.567
16	800	Gordon CLARK	Kawasaki	ZXR400	SL	9	9:10.734	1 Lap	59.510	6	74.537
17	3	Iain ROBERTSON	Suzuki	SV650	SL	9	9:24.692	1 Lap	1:01.028	8	72.694
18	13	Andrew BARTON	Kawasaki	ER6	SL	9	9:25.595	1 Lap	1:00.498	8	72.578
19	74	Christine WATSON	Suzuki	SV650	SL	9	9:28.240	1 Lap	1:01.213	9	72.240
20	29	Eric UTTERSON	Suzuki	SV650	SL	9	9:30.177	1 Lap	1:01.994	9	71.995
21	12	Jordan GILL	KTM	RC390	SL	9	9:37.222	1 Lap	1:02.712	3	71.116
22	162	Patrick POLLARD	Suzuki	SV650	SL	9	9:52.651	1 Lap	1:04.696	3	69.265
23	34	Charles MORRISON	Kawasaki	ZXR400	SL	8	9:25.030	2 Laps	1:08.102	2	64.578

Not classified

DNF	55	Tom ROBINSON	Aprilia	RRV 450	SL	2	2:24.083	DNF	1:15.055	2	63.312
DNF	39	Stuart HAMILTON	Kawasaki	ER650	SL	1	1:20.802	DNF		0	56.448
DNS	15	Keith DICKIE	Kawasaki	ER6	SL			DNS		0	-
DNS	5	Gillian McGAW	Kawasaki	650	SL			DNS		0	-
DNS	125	Sam HENDERSON	Kawasaki	ER6 650	SL			DNS		0	-
DNS	118	Rod WALKER	Kawasaki	ZXR400	SL			DNS		0	-

Announcements

New Track Record (53.160) for KMSC Scottish Lightweights by Paul McCLUNG.

13:38 AMENDED RESULT - Bike No.119 - Racetime includes 10 second time penalty - Wrong grid slot.

Margin of Victory	Avg. Speed	Best Lap Tm	Best Speed	Best Lap by
25.687	84.075	53.160	85.799	49 - Paul McCLUNG

Clerk of the Course :

Sig :

Time :

Chief Timekeeper : Ian Sharp (SMART Timing)

Results available at www.mylaps.com and www.smart-timing.co.uk

Printed: 05/09/2016 13:21:45

Orbits



KMSC National Motorcycle Racing

Scottish Championship Lightweights

Knockhill 1.267 miles

Race 23 - 2nd Race - AMENDED RESULT

04/09/2016 12:00

Race (10 Laps) started at 13:03:03

Lap	Time of Day	Lap Tm	S1	S2	S3	S3Spd	SFSpd
(49) Paul McCLUNG							
1	13:03:59.854			20.720	15.947	114.714	108.238
2	13:04:54.177	54.323	17.904	20.718	15.701	115.903	109.832
3	13:05:47.780	53.603	17.609	20.399	15.595	116.506	110.374
4	13:06:41.195	53.415	17.595	20.208	15.612	116.912	110.922
5	13:07:35.358	54.163	17.672	20.739	15.752	115.903	110.012
6	13:08:29.906	54.548	17.606	21.192	15.750	116.912	109.832
7	13:09:24.416	54.510	17.945	20.471	16.094	118.147	110.012
8	13:10:17.576	53.160	17.464	20.254	15.442	117.526	111.105
9	13:11:11.352	53.776	17.489	20.753	15.534	118.775	110.556
10	13:12:05.734	54.382	17.502	21.047	15.833	118.775	96.005

Lap	Time of Day	Lap Tm	S1	S2	S3	S3Spd	SFSpd
(11) Lewis PATERSON							
1	13:04:02.994			21.964	16.143	110.922	103.084
2	13:04:59.272	56.278	18.573	21.598	16.107	109.653	103.882
3	13:05:55.461	56.189	18.416	21.637	16.136	109.832	103.561
4	13:06:51.928	56.467	18.485	21.824	16.158	108.588	104.204
5	13:07:48.594	56.666	18.595	21.828	16.243	108.941	103.721
6	13:08:45.120	56.526	18.698	21.637	16.191	109.474	103.561
7	13:09:41.277	56.157	18.472	21.616	16.069	110.012	104.529
8	13:10:37.979	56.702	18.532	21.870	16.300	109.832	103.084
9	13:11:34.602	56.623	18.689	21.713	16.221	110.556	103.402
10	13:12:31.421	56.819	18.709	21.848	16.262	110.556	104.366

Lap	Time of Day	Lap Tm	S1	S2	S3	S3Spd	SFSpd
(155) Scott CAMPBELL							
1	13:04:04.786			22.207	16.610	116.709	108.064
2	13:05:02.510	57.724	19.251	22.106	16.367	114.910	107.717
3	13:05:59.137	56.627	18.531	21.771	16.325	114.323	106.859
4	13:06:54.896	55.759	18.298	21.466	15.995	113.742	107.890
5	13:07:51.674	56.778	18.663	21.908	16.207	114.323	107.030
6	13:08:49.502	57.828	18.868	22.861	16.099	113.742	106.689
7	13:09:45.783	56.281	18.454	21.585	16.242	114.323	107.201
8	13:10:42.639	56.856	18.666	21.815	16.375	114.910	105.020
9	13:11:38.774	56.135	18.299	21.636	16.200	112.033	106.689
10	13:12:35.338	56.564	18.717	21.609	16.238	111.660	106.183

Lap	Time of Day	Lap Tm	S1	S2	S3	S3Spd	SFSpd
(4) Alan GIBSON							
1	13:04:03.569			21.843	16.497	111.290	105.848
2	13:05:00.929	57.360	19.344	21.800	16.216	109.474	108.064
3	13:05:57.682	56.753	18.791	21.593	16.369	109.474	107.030
4	13:06:54.459	56.777	18.735	21.856	16.186	109.296	107.890
5	13:07:51.510	57.051	18.917	21.929	16.205	109.296	106.520
6	13:08:48.622	57.112	18.835	22.192	16.085	108.064	107.201
7	13:09:45.501	56.879	18.885	21.883	16.111	109.118	107.372
8	13:10:42.585	57.084	18.762	21.931	16.391	109.474	106.689
9	13:11:39.923	57.338	19.207	21.780	16.351	110.556	107.544
10	13:12:37.165	57.242	18.958	21.797	16.487	109.832	104.856

Lap	Time of Day	Lap Tm	S1	S2	S3	S3Spd	SFSpd
(119) Kristopher DUNCAN							
1	13:04:00.963			21.109	16.066	114.714	108.064
2	13:04:56.604	55.641	18.440	21.248	15.953	114.518	108.064
3	13:05:52.237	55.633	18.324	21.246	16.063	114.518	108.238
4	13:06:48.269	56.032	18.498	21.208	16.326	113.742	106.351
5	13:07:44.604	56.335	18.611	21.270	16.454	113.357	108.064
6	13:08:40.522	55.918	18.480	21.282	16.156	113.357	107.544
7	13:09:36.697	56.175	18.574	21.447	16.154	113.549	107.717
8	13:10:32.756	56.059	18.534	21.335	16.190	114.518	106.351
9	13:11:29.055	56.299	18.490	21.454	16.355	113.935	108.064
10	13:12:27.183	58.128	19.146	22.255	16.727	113.935	101.832

Lap	Time of Day	Lap Tm	S1	S2	S3	S3Spd	SFSpd
(134) Kenneth THIRLWALL							
1	13:04:04.587			22.310	16.543	112.408	104.692
2	13:05:02.607	58.020	19.288	22.220	16.512	113.357	104.856
3	13:06:00.172	57.565	18.943	21.884	16.738	112.976	105.020
4	13:06:57.591	57.419	18.982	21.985	16.452	111.660	105.848

Lap	Time of Day	Lap Tm	S1	S2	S3	S3Spd	SFSpd
5	13:07:55.054	57.463	18.986	21.911	16.566	111.660	105.848
6	13:08:52.649	57.595	18.808	22.245	16.542	111.290	106.520
7	13:09:50.666	58.017	19.199	22.214	16.604	112.597	105.184
8	13:10:48.302	57.636	18.940	22.104	16.592	106.015	105.848
9	13:11:46.191	57.889	19.067	21.975	16.847	112.597	104.204
10	13:12:43.572	57.381	18.991	21.823	16.567	114.518	104.856

Lap	Time of Day	Lap Tm	S1	S2	S3	S3Spd	SFSpd
(21) Grant REID							
1	13:04:03.450			22.133	16.683	110.739	104.366
2	13:05:01.904	58.454	19.804	22.164	16.486	111.290	104.043
3	13:05:59.189	57.285	18.903	21.999	16.383	111.290	104.204
4	13:06:56.500	57.311	18.933	21.984	16.394	111.474	103.721
5	13:07:54.425	57.925	19.157	22.251	16.517	110.556	103.561
6	13:08:52.405	57.980	18.993	22.538	16.449	110.374	103.402
7	13:09:50.324	57.919	19.234	22.163	16.522	110.739	103.721
8	13:10:47.915	57.591	18.892	22.071	16.628	110.556	102.611
9	13:11:45.559	57.644	19.112	22.052	16.480	111.290	104.043
10	13:12:43.882	58.323	19.066	22.227	17.030	110.739	103.242

Lap	Time of Day	Lap Tm	S1	S2	S3	S3Spd	SFSpd
(68) Scott ROBERTSON							
1	13:04:06.285			23.231	16.931	105.848	100.460
2	13:05:04.961	58.676	19.045	22.257	17.374	107.201	101.524
3	13:06:03.119	58.158	18.900	22.417	16.841	106.015	100.762
4	13:07:01.226	58.107	18.856	22.192	17.059	106.351	100.161
5	13:07:58.697	57.471	18.786	22.082	16.603	106.183	99.714
6	13:08:56.418	57.721	18.943	22.070	16.708	106.351	100.161
7	13:09:54.060	57.642	19.023	21.865	16.754	106.015	100.310
8	13:10:51.521	57.461	19.028	21.916	16.517	106.859	99.566
9	13:11:48.860	57.339	18.851	21.988	16.500	107.544	100.161
10	13:12:46.451	57.591	18.780	22.128	16.683	105.681	98.688

Lap	Time of Day	Lap Tm	S1	S2	S3	S3Spd	SFSpd
(66) Kevin WATRET							
1	13:04:07.900			23.283	17.468	111.290	103.561
2	13:05:07.003	59.103	19.214	22.837	17.052	111.846	105.184
3	13:06:06.351	59.348	19.748	22.878	16.722	111.290	104.856
4	13:07:04.666	58.315	19.199	22.449	16.667	111.474	104.529
5	13:08:03.385	58.719	19.223	22.625	16.871	111.660	103.882
6	13:09:02.035	58.650	19.281	22.690	16.679	111.660	103.402
7	13:10:01.858	59.823	19.544	23.150	17.129	111.290	101.218
8	13:11:01.511	59.653	19.500	22.850	17.303	110.739	102.926
9	13:12:01.191	59.680	19.683	23.037	16.960	111.290	102.611
10	13:13:01.598	1:00.407	20.006	23.314	17.087	111.105	103.561

Lap	Time of Day	Lap Tm	S1	S2	S3	S3Spd	SFSpd
(16) Gerry KEIRNAN							
1	13:04:07.262			23.315	17.052	109.653	104.366
2	13:05:06.780	59.518	19.468	23.009	17.041	112.220	104.692
3	13:06:06.572	59.792	19.756	22.952	17.084	111.474	105.848
4	13:07:06.011	59.439	19.496	22.750	17.193	110.193	103.721
5	13:08:05.638	59.627	19.551	22.920	17.156	111.474	103.402
6	13:09:05.520	59.882	19.884	23.048			

Race Results

KMSC National Motorcycle Racing

Scottish Championship Lightweights

Knockhill 1.267 miles

Race 23 - 2nd Race - AMENDED RESULT

04/09/2016 12:00

Race (10 Laps) started at 13:03:03

Lap	Time of Day	Lap Tm	S1	S2	S3	S3Spd	SFSpd
(14) Scott GORDON							
1	13:04:08.559			23.901	17.369	103.882	98.398
2	13:05:08.153	59.594	19.409	23.032	17.153	103.882	99.125
3	13:06:07.523	59.370	19.352	22.892	17.126	104.856	98.543
4	13:07:07.244	59.721	19.544	22.893	17.284	103.242	98.111
5	13:08:06.650	59.406	19.374	22.933	17.099	104.043	97.257
6	13:09:06.087	59.437	19.448	22.890	17.099	104.529	98.688
7	13:10:06.863	1:00.776	19.538	23.474	17.764	104.043	98.398
8	13:11:06.694	59.831	19.359	23.161	17.311	103.882	97.117
9	13:12:06.690	59.996	19.456	22.961	17.579	101.371	97.399

(900) Dean CRAWFORD							
1	13:04:09.543			23.946	17.930	107.717	99.272
2	13:05:09.720	1:00.177	20.120	22.536	17.521	108.941	101.066
3	13:06:09.391	59.671	19.734	22.429	17.508	107.717	101.832
4	13:07:09.038	59.647	19.743	22.385	17.519	107.890	101.066
5	13:08:08.491	59.453	19.583	22.404	17.466	107.201	101.066
6	13:09:08.731	1:00.240	20.269	22.824	17.147	107.890	101.524
7	13:10:08.529	59.798	19.750	22.651	17.397	108.064	101.218
8	13:11:08.497	59.968	19.683	22.811	17.474	108.064	100.611
9	13:12:09.039	1:00.542	19.911	22.817	17.814	106.183	99.863

(2) Robert WOODWARD							
1	13:04:09.864			24.141	17.367	106.015	101.371
2	13:05:10.291	1:00.427	20.190	22.993	17.244	106.183	101.371
3	13:06:10.861	1:00.570	20.269	23.220	17.081	104.856	101.678
4	13:07:11.043	1:00.182	19.924	22.840	17.418	105.184	100.310
5	13:08:11.512	1:00.469	20.130	23.194	17.145	104.692	100.310
6	13:09:11.643	1:00.131	19.953	22.835	17.343	105.515	100.161
7	13:10:11.992	1:00.349	19.935	23.175	17.239	105.349	100.914
8	13:11:12.512	1:00.520	20.187	23.346	16.987	105.184	100.460
9	13:12:13.238	1:00.726	20.269	23.055	17.402	104.692	100.011

(25) Jim PURVIS							
1	13:04:10.852			24.053	17.758	105.515	99.419
2	13:05:11.154	1:00.302	19.801	22.934	17.567	106.351	99.419
3	13:06:11.266	1:00.112	19.783	22.981	17.348	105.848	100.161
4	13:07:11.441	1:00.175	19.771	23.043	17.361	106.689	99.566
5	13:08:12.465	1:01.024	19.920	23.716	17.388	106.520	98.688
6	13:09:12.881	1:00.416	20.265	22.906	17.245	106.351	95.459
7	13:10:12.771	59.890	19.873	22.907	17.110	107.717	100.011
8	13:11:14.349	1:01.578	20.157	24.196	17.225	106.859	99.272
9	13:12:13.745	59.396	19.789	22.816	16.791	108.764	100.011

(800) Gordon CLARK							
1	13:04:10.997			24.114	18.328	108.238	100.611
2	13:05:11.293	1:00.296	20.137	22.814	17.345	109.653	101.524
3	13:06:11.641	1:00.348	20.022	22.944	17.382	109.118	103.242
4	13:07:11.743	1:00.102	19.767	22.920	17.415	110.012	101.066
5	13:08:12.545	1:00.802	19.973	23.494	17.335	104.366	101.371
6	13:09:12.055	59.510	19.779	22.644	17.087	110.556	101.678
7	13:10:12.339	1:00.284	20.003	23.041	17.240	109.653	102.298
8	13:11:13.899	1:01.560	20.262	24.071	17.227	109.474	101.218
9	13:12:13.966	1:00.067	19.732	23.009	17.326	110.012	101.371

(3) Iain ROBERTSON							
1	13:04:13.180			24.576	18.215	110.556	103.084
2	13:05:15.667	1:02.487	21.334	24.042	17.111	110.193	104.204
3	13:06:17.199	1:01.532	20.523	23.573	17.436	109.832	103.084
4	13:07:19.977	1:02.778	21.239	24.028	17.511	109.296	104.366
5	13:08:22.514	1:02.537	21.070	24.154	17.313	106.859	103.242
6	13:09:24.601	1:02.087	21.199	23.619	17.269	110.922	101.678
7	13:10:25.782	1:01.181	20.399	23.314	17.468	108.064	101.678
8	13:11:26.810	1:01.028	20.202	23.380	17.446	107.201	101.832
9	13:12:27.924	1:01.114	20.295	23.387	17.432	108.941	102.768

Lap	Time of Day	Lap Tm	S1	S2	S3	S3Spd	SFSpd
(13) Andrew BARTON							
1	13:04:14.873			25.296	18.562	107.372	102.298
2	13:05:17.872	1:02.999	21.160	23.988	17.851	106.859	103.084
3	13:06:19.319	1:01.447	20.630	23.362	17.455	108.064	103.882
4	13:07:20.990	1:01.671	20.841	23.285	17.545	109.296	99.566
5	13:08:23.170	1:02.180	20.802	23.287	18.091	109.296	103.242
6	13:09:25.499	1:02.329	21.038	23.264	18.027	108.588	105.020
7	13:10:26.472	1:00.973	20.650	23.043	17.280	110.012	103.242
8	13:11:26.970	1:00.498	20.205	23.134	17.159	109.296	105.515
9	13:12:28.827	1:01.857	21.000	23.170	17.687	110.374	102.611

(74) Christine WATSON							
1	13:04:12.827			24.934	18.240	101.371	96.281
2	13:05:15.310	1:02.483	20.662	24.239	17.582	102.768	95.731
3	13:06:18.723	1:03.413	21.130	24.227	18.056	101.371	96.419
4	13:07:21.871	1:03.148	20.706	24.670	17.772	101.371	95.053
5	13:08:24.118	1:02.247	20.807	23.811	17.629	101.371	95.595
6	13:09:26.184	1:02.066	20.629	23.705	17.732	102.611	96.005
7	13:10:28.375	1:02.191	20.630	23.834	17.727	100.914	94.518
8	13:11:30.259	1:01.884	20.024	23.564	18.296	101.218	94.252
9	13:12:31.472	1:01.213	19.796	23.626	17.791	101.218	94.919

(29) Eric UTTERSON							
1	13:04:11.865			24.274	18.260	108.588	101.524
2	13:05:14.051	1:02.186	20.611	23.826	17.749	107.372	101.832
3	13:06:17.066	1:03.015	20.890	24.124	18.001	105.184	101.218
4	13:07:19.826	1:02.760	21.078	24.032	17.650	106.520	100.762
5	13:08:22.360	1:02.534	20.806	23.952	17.776	106.520	100.310
6	13:09:25.232	1:02.872	21.009	23.773	18.090	107.030	102.142
7	13:10:29.110	1:03.878	21.834	24.016	18.028	108.413	100.762
8	13:11:31.415	1:02.305	20.671	23.902	17.732	107.717	101.832
9	13:12:33.409	1:01.994	20.751	23.544	17.699	108.588	101.524

(12) Jordan GILL							
1	13:04:14.667			25.310	18.784	94.651	88.068
2	13:05:19.199	1:04.532	20.902	24.567	19.063	93.857	87.494
3	13:06:21.911	1:02.712	20.645	23.555	18.512	93.726	87.722
4	13:07:24.943	1:03.032	20.531	23.910	18.591	92.947	86.702
5	13:08:28.112	1:03.169	20.573	23.891	18.705	92.308	86.814
6	13:09:31.154	1:03.042	20.639	23.810	18.593	92.818	87.266
7	13:10:34.422	1:03.268	20.732	23.874	18.662	92.690	87.040
8	13:11:37.311	1:02.889	20.466	23.832	18.591	92.947	86.814
9	13:12:40.454	1:03.143	20.616	23.811	18.716	93.465	86.035

(162) Patrick POLLARD							
1	13:04:15.444			25.589	19.164	99.419	94.518
2	13:05:20.326	1:04.882	21.857	24.426	18.599	100.914	95.459
3	13:06:25.022	1:04.696	21.445	24.973	18.278	99.566	94.120
4	13:07:30.618	1:05.596	21.551	24.704	19.341	97.257	91.552
5	13:08:35.848	1:05.230	21.537	24.908	18.785	96.419	93.988
6	13:09:40.980	1:05.132	21.469	24.772	18.891	98.254	92.054
7	13:10:45.891	1:04.911	21.512	24.778	18.621	99.714	92.054
8	13:11:50.968	1:05.077	22.225	24.463	18.389	99.419	92.818
9	13:12:55.883	1:04.915	21.483	24.577	18.855	98.979	92.054

(34) Charles MORRISON							
1	13:04:18.757			27.109	19.953	91.055	86.590
2	13:05:26.859	1:08.102	22.522	26.066	19.514	91.303	87.040
3	13:06:35.997	1:09.138	22.575	26.241	20.322	90.564	84.306
4	13:07:46.697	1:10.700	22.865	27.615	20.220	91.303	83.571
5	13:08:57.130	1:10.433	23.293	26.933	20.207	91.179	84.518
6	13:10:08.502	1:11.372	23.351	27.395	20.626	88.299	86.035
7	13:11:19.778	1:11.276	23.497	27.719	20.060	91.179	84.839
8	13:12:28.262	1:08.484	22.378	26.237	19.869	93.205	84.095

(55) Tom ROBINSON							
--------------------------	--	--	--	--	--	--	--

Clerk of the Course :

Sig : Time :

Chief Timekeeper : Ian Sharp (SMART Timing)

 Results available at www.mylaps.com and www.smart-timing.co.uk

Orbits





Race Results

KMSC National Motorcycle Racing

Scottish Championship Lightweights

Knockhill 1.267 miles

Race 23 - 2nd Race - AMENDED RESULT

04/09/2016 12:00

Race (10 Laps) started at 13:03:03

Lap	Time of Day	Lap Tm	S1	S2	S3	S3Spd	SFSpd	Lap	Time of Day	Lap Tm	S1	S2	S3	S3Spd	SFSpd
1	13:04:12.260			24.270	17.773	106.520	98.254								
2	13:05:27.315	1:15.055	21.771	26.051	27.233	88.416	28.520								
(39) Stuart HAMILTON															
1	13:04:24.034			23.856	32.210	102.926	25.980								

Clerk of the Course :

Sig : Time :

Chief Timekeeper : Ian Sharp (SMART Timing)

Results available at www.mylaps.com and www.smart-timing.co.uk

Orbits



KMSC National Motorcycle Racing

Lapchart

Scottish Championship Lightweights

Knockhill 1.267 miles

Race 23 - 2nd Race - AMENDED RESULT

04/09/2016 12:00

Race (10 Laps) started at 13:03:03

Competitors	Laps									
	1	2	3	4	5	6	7	8	9	10
Paul McCLUNG (49)	1	49	49	49	49	49	49	49	49	49
Kristopher DUNCAN (119)	2	119	119	119	119	119	119	119	119	119
Lewis PATERSON (11)	3	11	11	11	11	11	11	11	11	11
Grant REID (21)	4	21	4	4	4	4	4	4	155	155
Alan GIBSON (4)	5	4	21	155	155	155	155	155	4	4
Kenneth THIRLWALL (134)	6	134	155	21	21	21	21	21	21	134
Scott CAMPBELL (155)	7	155	134	134	134	134	134	134	134	21
Scott ROBERTSON (68)	8	68	68	68	68	68	68	68	68	68
Gerry KEIRNAN (16)	9	16	16	66	66	66	66	66	66	66
Kevin WATRET (66)	10	66	66	16	16	16	16	79	16	16
Scott GORDON (14)	11	14	14	14	14	14	79	16	79	
Dean CRAWFORD (900)	12	900	900	900	900	79	14	14	14	
Robert WOODWARD (2)	13	2	2	79	79	79	900	900	900	900
Ashley ROBSON (79)	14	79	79	2	2	2	2	2	2	2
Jim PURVIS (25)	15	25	25	25	25	25	800	800	800	25
Gordon CLARK (800)	16	800	800	800	800	25	25	25	800	
Eric UTTERSON (29)	17	29	29	29	29	29	3	3	3	3
Tom ROBINSON (55)	18	55	74	3	3	3	29	13	13	13
Christine WATSON (74)	19	74	3	74	13	13	13	74	74	74
Iain ROBERTSON (3)	20	3	13	13	74	74	74	29	29	29
Jordan GILL (12)	21	12	12	12	12	12	12	12	12	12
Andrew BARTON (13)	22	13	162	162	162	162	162	162	162	162
Patrick POLLARD (162)	23	162	34	34	34	34	34	34	34	
Charles MORRISON (34)	24	34	55							
Stuart HAMILTON (39)	25	39								
-	26									
-	27									
-	28									
-	29									

Clerk of the Course :

Sig :

Time :

Chief Timekeeper : Ian Sharp (SMART Timing)

Results available at www.mylaps.com and www.smart-timing.co.uk

Printed: 05/09/2016 13:22:28

Orbits



KMSC National Motorcycle Racing

KMSC Lightweights

Knockhill 1.267 miles

Race 30 - 3rd Race

04/09/2016 15:00

Race (10 Laps) started at 15:04:56

POLE POSITION

1	1 49 Paul McCLUNG	2 11 Lewis PATERSON	3 155 Scott CAMPBELL
2	4 4 Alan GIBSON	5 119 Kristopher DUNCAN	6 134 Kenneth THIRLWALL
3	7 21 Grant REID	8 68 Scott ROBERTSON	9 66 Kevin WATRET
4	10 16 Gerry KEIRNAN	11 79 Ashley ROBSON	12 14 Scott GORDON
5	13 900 Dean CRAWFORD	14 2 Robert WOODWARD	15 25 Jim PURVIS
6	16 800 Gordon CLARK	17 3 Iain ROBERTSON	18 13 Andrew BARTON
7	19 74 Christine WATSON	20 29 Eric UTTERSON	21 12 Jordan GILL
8	22 162 Patrick POLLARD	23 34 Charles MORRISON	24 55 Tom ROBINSON
9	25 39 Stuart HAMILTON	26 118 Rod WALKER	27 15 Keith DICKIE
10	28 5 Gillian McGAW	29 125 Sam HENDERSON	

Clerk of the Course :

Sig : Time :

Chief Timekeeper : Ian Sharp (SMART Timing)

Results available at www.mylaps.com and www.smart-timing.co.uk

Orbits



Race Results

KMSC National Motorcycle Racing

Sorted on Laps

National Pre-Injection 600

Knockhill 1.267 miles

Race 24 - 2nd Race - Re-Start

04/09/2016 13:30

Race (10 Laps) started at 13:26:03

Pos	No.	Name	Make/Model	CC	Class	Laps	Total Tm	Diff	Best Tm	In Lap	Avg. Speed
1	48	David McCAFFERTY	Yamaha	R6 600	PI6	10	9:12.390		54.379	3	82.570
2	91	Lewis SHAND	Yamaha	R6 600	PI6	10	9:17.589	5.199	54.837	5	81.800
3	26	Alan McGREGOR	Yamaha	R6	PI6	10	9:18.186	5.796	55.080	5	81.713
4	89	Alex BASS	Yamaha	R6 600	PI6	10	9:19.892	7.502	55.115	8	81.464
5	15	Jon DICKIE	Yamaha	R6 600	PI6	10	9:20.335	7.945	55.043	9	81.399
6	41	Kieran MURRAY	Kawasaki	ZX6 600	PI6	10	9:22.884	10.494	55.565	4	81.031
7	6	James WILKEN	Yamaha	R6 600	PI6	10	9:36.672	24.282	56.396	4	79.093
8	22	William MASON	Kawasaki	ZX6R 600	PI6	10	9:37.186	24.796	56.418	8	79.023
9	60	Douglas BROWN	Yamaha	R6 600	PI6	10	9:37.225	24.835	56.623	8	79.018
10	11	Ross WATTS	Yamaha	YZF R6 600	PI6	10	9:54.423	42.033	58.320	4	76.731
11	73	Fraser CAMERON	Yamaha	R6 600	PI6	10	10:11.716	59.326	59.815	3	74.562
12	45	Gerry SULLIVAN	Kawasaki	ZX6R 600	PI6	9	9:24.005	1 Lap	1:01.525	5	72.783
13	196	Martin MacLENNAN	Honda	CBR 600	PI6	9	10:12.013	1 Lap	1:06.248	9	67.073

Not classified

DNF	79	Jimmy ROTHERY	Yamaha	R6 600	PI6	5	5:21.069	DNF	1:02.604	3	71.030
DNS	32	Ross RADLEY	Suzuki	GSXR750	PI6			DNS		0	-

Announcements

RED FLAG before Leader completed 1 Lap - Race re-started over 10 Laps.

Margin of Victory	Avg. Speed	Best Lap Tm	Best Speed	Best Lap by
5.199	82.570	54.379	83.876	48 - David McCAFFERTY

Clerk of the Course :

Sig : Time :
Chief Timekeeper : Ian Sharp (SMART Timing)

Results available at www.mylaps.com and www.smart-timing.co.uk

Printed: 05/09/2016 13:34:17

Orbits



KMSC National Motorcycle Racing

National Pre-Injection 600

Knockhill 1.267 miles

Race 24 - 2nd Race - Re-Start

04/09/2016 13:30

Race (10 Laps) started at 13:26:03

Lap	Time of Day	Lap Tm	S1	S2	S3	S3Spd	SFSpd
(48) David McCAFFERTY							
1	13:27:00.497			21.315	15.663	118.147	110.922
2	13:27:55.448	54.951	18.061	21.201	15.689	119.621	111.846
3	13:28:49.827	54.379	17.873	21.028	15.478	118.356	111.846
4	13:29:44.283	54.456	17.943	21.028	15.485	120.480	111.105
5	13:30:39.049	54.766	17.943	21.206	15.617	120.049	111.846
6	13:31:34.193	55.144	18.116	21.169	15.859	118.985	111.474
7	13:32:29.504	55.311	18.186	21.436	15.689	119.621	112.033
8	13:33:24.498	54.994	18.052	21.245	15.697	120.049	112.220
9	13:34:20.036	55.538	18.013	21.897	15.628	119.196	112.033
10	13:35:15.711	55.675	18.174	21.159	16.342	120.697	98.398

Lap	Time of Day	Lap Tm	S1	S2	S3	S3Spd	SFSpd
(91) Lewis SHAND							
1	13:27:03.052			21.563	15.983	119.621	112.597
2	13:27:59.164	56.112	18.622	21.584	15.906	116.506	112.786
3	13:28:54.883	55.719	18.401	21.619	15.699	119.196	112.976
4	13:29:50.394	55.511	18.377	21.379	15.755	118.985	112.220
5	13:30:45.231	54.837	18.084	21.148	15.605	118.356	112.786
6	13:31:40.623	55.392	18.194	21.305	15.893	116.506	111.105
7	13:32:35.610	54.987	18.200	21.223	15.564	118.147	113.549
8	13:33:30.467	54.857	18.069	21.014	15.774	118.985	111.290
9	13:34:25.578	55.111	18.212	21.294	15.605	117.733	112.597
10	13:35:20.910	55.332	18.328	21.312	15.692	117.321	112.220

Lap	Time of Day	Lap Tm	S1	S2	S3	S3Spd	SFSpd
(26) Alan McGREGOR							
1	13:27:01.925			21.603	16.013	117.940	113.742
2	13:27:57.804	55.879	18.624	21.488	15.767	118.147	114.323
3	13:28:53.179	55.375	18.484	21.305	15.586	118.356	114.323
4	13:29:48.609	55.430	18.356	21.109	15.965	119.409	113.742
5	13:30:43.689	55.080	18.256	21.056	15.768	119.621	113.935
6	13:31:39.527	55.838	18.337	21.735	15.766	118.356	113.166
7	13:32:34.964	55.437	18.515	21.309	15.613	119.835	114.518
8	13:33:30.260	55.296	18.293	21.264	15.739	119.196	113.742
9	13:34:25.902	55.642	18.457	21.419	15.766	121.792	115.703
10	13:35:21.507	55.605	18.683	21.287	15.635	120.265	114.518

Lap	Time of Day	Lap Tm	S1	S2	S3	S3Spd	SFSpd
(89) Alex BASS							
1	13:27:02.792			21.379	16.137	121.133	113.935
2	13:27:58.716	55.924	18.457	21.580	15.887	120.697	114.714
3	13:28:54.753	56.037	18.576	21.604	15.857	121.352	113.549
4	13:29:50.570	55.817	18.326	21.286	16.205	121.572	113.742
5	13:30:45.919	55.349	18.432	21.128	15.789	120.265	114.518
6	13:31:41.997	56.078	18.304	21.663	16.111	118.565	115.107
7	13:32:37.480	55.483	18.431	21.214	15.838	121.133	114.518
8	13:33:32.595	55.115	18.356	21.106	15.653	122.683	114.323
9	13:34:27.796	55.201	18.250	21.205	15.746	120.480	114.910
10	13:35:23.213	55.417	18.410	21.285	15.722	120.480	114.518

Lap	Time of Day	Lap Tm	S1	S2	S3	S3Spd	SFSpd
(15) Jon DICKIE							
1	13:27:02.413			21.549	16.040	117.733	111.105
2	13:27:58.581	56.168	18.314	21.518	16.336	117.526	110.012
3	13:28:54.232	55.651	18.495	21.343	15.813	118.565	112.033
4	13:29:49.701	55.469	18.010	21.255	16.204	117.526	110.556
5	13:30:45.155	55.454	18.180	21.174	16.100	118.147	111.474
6	13:31:41.644	56.489	18.581	22.005	15.903	116.709	112.408
7	13:32:37.109	55.465	18.123	21.340	16.002	118.356	112.220
8	13:33:33.503	56.394	18.214	21.408	16.772	118.985	109.296
9	13:34:28.546	55.043	18.145	21.124	15.774	120.049	112.786
10	13:35:23.656	55.110	18.089	21.363	15.658	119.409	113.357

Lap	Time of Day	Lap Tm	S1	S2	S3	S3Spd	SFSpd
(41) Kieran MURRAY							
1	13:27:02.819			21.847	16.463	117.116	110.739
2	13:27:59.624	56.805	18.713	21.663	16.429	117.321	112.220
3	13:28:55.516	55.892	18.410	21.397	16.085	120.480	111.474
4	13:29:51.081	55.565	18.199	21.234	16.132	120.915	111.105

Lap	Time of Day	Lap Tm	S1	S2	S3	S3Spd	SFSpd
5	13:30:46.751	55.670	18.501	21.213	15.956	120.265	112.220
6	13:31:42.822	56.071	18.370	21.299	16.402	118.356	109.832
7	13:32:38.530	55.708	18.449	21.154	16.105	120.480	112.597
8	13:33:34.276	55.746	18.376	21.157	16.213	118.565	112.408
9	13:34:29.964	55.688	18.318	21.208	16.162	119.196	112.220
10	13:35:26.205	56.241	18.317	21.339	16.585	119.409	110.739

Lap	Time of Day	Lap Tm	S1	S2	S3	S3Spd	SFSpd
(6) James WILKEN							
1	13:27:05.203			22.158	16.556	119.621	114.129
2	13:28:02.233	57.030	18.885	21.865	16.280	117.733	112.976
3	13:28:59.722	57.489	19.036	22.006	16.447	117.321	111.290
4	13:29:56.118	56.396	18.723	21.559	16.114	117.116	110.739
5	13:30:53.060	56.942	18.939	21.614	16.389	116.506	110.012
6	13:31:49.910	56.850	18.912	21.624	16.314	117.116	111.105
7	13:32:47.519	57.609	18.871	22.562	16.176	116.709	111.846
8	13:33:44.784	57.265	19.000	21.816	16.449	117.321	111.290
9	13:34:42.513	57.729	19.157	21.867	16.705	116.103	110.739
10	13:35:39.993	57.480	19.159	21.816	16.505	114.910	110.739

Lap	Time of Day	Lap Tm	S1	S2	S3	S3Spd	SFSpd
(22) William MASON							
1	13:27:05.122			22.042	16.840	116.912	108.764
2	13:28:02.806	57.684	19.285	21.941	16.458	116.709	111.290
3	13:29:00.241	57.435	18.637	22.172	16.626	115.703	108.588
4	13:29:57.476	57.235	18.892	21.928	16.415	115.107	109.474
5	13:30:54.464	56.988	18.926	21.864	16.198	117.321	108.064
6	13:31:51.988	57.524	19.150	21.810	16.564	116.304	108.064
7	13:32:49.489	57.501	19.083	22.129	16.289	115.305	107.201
8	13:33:45.907	56.418	18.655	21.457	16.306	114.714	108.064
9	13:34:42.531	56.624	18.557	21.706	16.361	115.305	107.717
10	13:35:40.507	57.976	19.295	22.144	16.537	113.549	108.588

Lap	Time of Day	Lap Tm	S1	S2	S3	S3Spd	SFSpd
(60) Douglas BROWN							
1	13:27:04.679			21.971	16.764	113.935	108.941
2	13:28:01.933	57.254	18.954	21.863	16.437	112.408	109.832
3	13:28:59.735	57.802	19.046	22.026	16.730	112.033	106.859
4	13:29:57.153	57.418	19.075	21.770	16.573	115.305	108.238
5	13:30:54.554	57.401	19.005	21.879	16.517	114.129	111.474
6	13:31:51.740	57.186	18.868	21.752	16.566	113.166	109.474
7	13:32:49.741	58.001	19.178	22.426	16.397	112.220	111.660
8	13:33:46.364	56.623	18.890	21.479	16.254	115.305	110.374
9	13:34:43.207	56.843	18.742	21.629	16.472	116.304	110.193
10	13:35:40.546	57.339	18.957	21.838	16.544	114.323	112.408

Lap	Time of Day	Lap Tm	S1	S2	S3	S3Spd	SFSpd
(11) Ross WATTS							
1	13:27:06.326			22.818	16.766	113.549	109.118
2	13:28:04.947	58.621	19.549	22.317	16.755	114.518	109.296
3	13:29:03.340	58.393	19.337	22.270	16.786	112.408	107.544
4	13:30:01.660	58.320	19.131	22.412	16.777	111.474	107.030
5	13:31:00.136	58.476	19.308	22.499	16.669	111.474	107.201
6	13:31:59.013	58.877	19.286	22.391	17.		

KMSC National Motorcycle Racing

National Pre-Injection 600

Knockhill 1.267 miles

Race 24 - 2nd Race - Re-Start

04/09/2016 13:30

Race (10 Laps) started at 13:26:03



Lap	Time of Day	Lap Tm	S1	S2	S3	S3Spd	SFSpd	Lap	Time of Day	Lap Tm	S1	S2	S3	S3Spd	SFSpd
-----	-------------	--------	----	----	----	-------	-------	-----	-------------	--------	----	----	----	-------	-------

(45) Gerry SULLIVAN

1	13:27:10.360			23.786	17.868	110.556	107.201								
2	13:28:12.298	1:01.938	20.721	23.626	17.591	105.349	104.692								
3	13:29:14.273	1:01.975	20.883	23.656	17.436	106.520	105.184								
4	13:30:16.572	1:02.299	20.984	23.784	17.531	108.764	106.351								
5	13:31:18.097	1:01.525	20.796	23.532	17.197	107.372	105.515								
6	13:32:19.652	1:01.555	20.659	23.818	17.078	108.238	106.015								
7	13:33:21.218	1:01.566	20.542	23.692	17.332	108.413	104.043								
8	13:34:23.926	1:02.708	20.860	24.408	17.440	109.832	104.366								
9	13:35:27.326	1:03.400	20.656	24.701	18.043	109.653	106.859								

(196) Martin MacLENNAN

1	13:27:15.272			26.069	19.437	101.987	92.054								
2	13:28:22.267	1:06.995	21.790	25.754	19.451	98.833	92.690								
3	13:29:29.276	1:07.009	22.002	25.957	19.050	99.125	93.857								
4	13:30:38.143	1:08.867	22.071	26.433	20.363	97.540	85.706								
5	13:31:46.055	1:07.912	22.273	26.196	19.443	99.714	93.726								
6	13:32:53.666	1:07.611	21.840	25.934	19.837	100.611	88.532								
7	13:34:00.905	1:07.239	21.987	25.671	19.581	98.979	93.076								
8	13:35:09.086	1:08.181	22.090	26.311	19.780	97.257	91.427								
9	13:36:15.334	1:06.248	21.861	25.329	19.058	101.524	95.323								

(79) Jimmy ROTHERY

1	13:27:10.831			23.981	18.507	108.413	107.372								
2	13:28:14.136	1:03.305	20.937	24.125	18.243	107.372	105.681								
3	13:29:16.740	1:02.604	20.928	23.755	17.921	108.064	104.043								
4	13:30:20.268	1:03.528	21.288	24.237	18.003	108.064	103.882								
5	13:31:24.390	1:04.122	21.449	24.484	18.189	107.201	105.681								

Clerk of the Course :

Sig : Time :

Chief Timekeeper : Ian Sharp (SMART Timing)

Results available at www.mylaps.com and www.smart-timing.co.uk

Printed: 05/09/2016 13:34:34

Orbits



MSMC National Motorcycle Racing

Lapchart

National Pre-Injection 600

Knockhill 1.267 miles

Race 24 - 2nd Race - Re-Start

04/09/2016 13:30

Race (10 Laps) started at 13:26:03

Competitors	Laps										
	1	2	3	4	5	6	7	8	9	10	
David McCAFFERTY (48)	1	48	48	48	48	48	48	48	48	48	48
Alan McGREGOR (26)	2	26	26	26	26	26	26	26	26	91	91
Jon DICKIE (15)	3	15	15	15	15	91	91	91	26	26	
Alex BASS (89)	4	89	89	89	91	91	15	15	89	89	89
Kieran MURRAY (41)	5	41	91	91	89	89	89	89	15	15	15
Lewis SHAND (91)	6	91	41	41	41	41	41	41	41	41	41
Douglas BROWN (60)	7	60	60	6	6	6	6	6	6	6	6
William MASON (22)	8	22	6	60	60	22	60	22	22	22	22
James WILKEN (6)	9	6	22	22	22	60	22	60	60	60	60
Ross WATTS (11)	10	11	11	11	11	11	11	11	11	11	11
Fraser CAMERON (73)	11	73	73	73	73	73	73	73	73	73	73
Gerry SULLIVAN (45)	12	45	45	45	45	45	45	45	45	45	
Jimmy ROTHERY (79)	13	79	79	79	79	79	196	196	196	196	
Martin MacLENNAN (196)	14	196	196	196	196	196					
-	15										

Clerk of the Course :

Sig : Time :

Chief Timekeeper : Ian Sharp (SMART Timing)

Results available at www.mylaps.com and www.smart-timing.co.uk

Printed: 05/09/2016 13:34:54

Orbits



KMSC National Motorcycle Racing

KMSC Pre-Injection 600

Knockhill 1.267 miles

Race 31 - 3rd Race

04/09/2016 15:15

Race (10 Laps) started at 15:19:21

POLE POSITION

1	1 48 David McCAFFERTY	2 91 Lewis SHAND	3 26 Alan McGREGOR
2	4 89 Alex BASS	5 15 Jon DICKIE	6 41 Kieran MURRAY
3	7 6 James WILKEN	8 22 William MASON	9 60 Douglas BROWN
4	10 11 Ross WATTS	11 73 Fraser CAMERON	12 45 Gerry SULLIVAN
5	13 196 Martin MacLENNAN	14 79 Jimmy ROTHERY	15 32 Ross RADLEY

Clerk of the Course :

Sig : Time :

Chief Timekeeper : Ian Sharp (SMART Timing)

Results available at www.mylaps.com and www.smart-timing.co.uk

Orbits



Race Results

KMSC National Motorcycle Racing

Sorted on Laps

Scottish Championship Superstock 600

Knockhill 1.267 miles

Race 25 - 2nd Race

04/09/2016 13:45

Race (10 Laps) started at 13:40:49

Pos	No.	Name	Make/Model	CC	Class	Laps	Total Tm	Diff	Best Tm	In Lap	Avg. Speed
1	81	Ryan WATSON	Yamaha	R6 600	S6	10	8:40.533		51.480	4	87.623
2	8	Lewis ROLLO	Kawasaki	ZXR 600	S6	10	8:42.865	2.332	51.566	7	87.233
3	45	Ewan GRAY	Kawasaki	ZX6R 600	S6	10	8:47.680	7.147	51.896	4	86.437
4	99	Callum GRIGOR	Kawasaki	ZX6R 600	S6	10	8:50.973	10.440	52.354	8	85.901
5	31	Torquil PATERSON	Yamaha	R6 600	S6	10	8:56.193	15.660	52.447	6	85.064
6	64	Sam MUNRO	Kawasaki	ZX6R 600	S6	10	8:59.322	18.789	53.323	2	84.571
7	11	Patrick FORMAN	Kawasaki	ZX6R 600	S6	10	9:10.635	30.102	54.217	2	82.833
8	21	Mike SWANSON	Yamaha	R6 600	S6	10	9:14.489	33.956	54.661	4	82.258
9	27	Andy DONALD	Kawasaki		S6	10	9:28.872	48.339	56.060	4	80.178
10	87	Steven ALLISON	Kawasaki	ZX6R 600	S6	10	9:33.135	52.602	56.448	10	79.581
11	12	Graeme KERR	Suzuki	GSXR 600	S6	10	9:33.580	53.047	56.385	10	79.520
12	35	Kevin GILES	Kawasaki	ZX6R 600	S6	10	9:36.363	55.830	56.617	4	79.136
13	89	David MUNRO	Yamaha	R6 600	S6	9	8:44.308	1 Lap	57.279	7	78.293
14	184	Ryan GIBSON	Yamaha	R6 600	S6	9	8:45.331	1 Lap	57.258	7	78.141
15	17	Roddy MacLEOD	Suzuki	GSXR 600 K7	S6	9	8:50.754	1 Lap	57.443	8	77.342
16	58	Barry STEWART	Yamaha	R6 600	S6	9	9:04.592	1 Lap	58.822	2	75.377
17	7	Titus MacINTOSH	Kawasaki	ZX6R	S6	9	9:04.737	1 Lap	59.415	9	75.357
18	54	Ross KIRTON	Yamaha	R6 600	S6	9	9:19.467	1 Lap	1:00.602	9	73.373

Not classified

DNF	84	Kyle HARPER	Kawasaki	ZX6R 600	S6	2	1:50.223	DNF	53.515	2	82.761
DNS	75	Charlie BUNYAN	Yamaha	R6 600	S6			DNS		0	-
DNS	28	Paul BOWERBANK	Yamaha	R6 600	S6			DNS		0	-
DNS	85	Keith DICKIE	Triumph	Daytona 675	S6			DNS		0	-
DNS	79	Ashley ROBSON	Kawasaki	ZX6R 600	S6			DNS		0	-
DNS	72	Peter DUNCAN	Triumph	675R	S6			DNS		0	-
DNS	855	Graeme CHARNLEY	Yamaha	R6 600	S6			DNS		0	-

Margin of Victory	Avg. Speed	Best Lap Tm	Best Speed	Best Lap by
2.332	87.623	51.480	88.599	81 - Ryan WATSON

Clerk of the Course :

Sig : Time :
Chief Timekeeper : Ian Sharp (SMART Timing)

Results available at www.mylaps.com and www.smart-timing.co.uk

Printed: 05/09/2016 17:24:41

Orbits



KMSC National Motorcycle Racing

Scottish Championship Superstock 600

Knockhill 1.267 miles

Race 25 - 2nd Race

04/09/2016 13:45

Race (10 Laps) started at 13:40:49

Lap	Time of Day	Lap Tm	S1	S2	S3	S3Spd	SFSpd
(81) Ryan WATSON							
1	13:41:45.300			20.062	15.098	129.302	122.236
2	13:42:37.158	51.858	17.215	19.820	14.823	130.053	123.133
3	13:43:28.834	51.676	17.027	19.834	14.815	130.306	123.133
4	13:44:20.314	51.480	17.122	19.644	14.714	131.326	122.683
5	13:45:12.019	51.705	17.161	19.675	14.869	129.302	122.908
6	13:46:03.530	51.511	17.087	19.740	14.684	128.805	122.908
7	13:46:55.065	51.535	16.991	19.725	14.819	128.805	122.908
8	13:47:46.743	51.678	16.988	19.874	14.816	129.302	122.459
9	13:48:38.344	51.601	17.081	19.706	14.814	130.053	122.459
10	13:49:30.405	52.061	17.220	19.836	15.005	128.559	119.409

Lap	Time of Day	Lap Tm	S1	S2	S3	S3Spd	SFSpd
(8) Lewis ROLLO							
1	13:41:44.120			19.915	14.912	124.968	118.356
2	13:42:36.092	51.972	17.269	19.760	14.943	126.142	117.526
3	13:43:28.681	52.589	17.171	20.497	14.921	125.201	118.147
4	13:44:20.300	51.619	17.002	19.759	14.858	126.142	118.147
5	13:45:12.171	51.871	17.321	19.723	14.827	128.313	119.196
6	13:46:04.149	51.978	17.113	19.971	14.894	126.142	118.775
7	13:46:55.715	51.566	17.027	19.694	14.845	128.068	119.196
8	13:47:47.884	52.169	17.392	19.812	14.965	127.581	118.356
9	13:48:40.279	52.395	17.308	20.142	14.945	127.098	118.356
10	13:49:32.737	52.458	17.257	20.029	15.172	125.905	117.940

Lap	Time of Day	Lap Tm	S1	S2	S3	S3Spd	SFSpd
(45) Ewan GRAY							
1	13:41:44.407			19.960	14.963	125.201	118.356
2	13:42:36.728	52.321	17.258	19.879	15.184	126.380	116.304
3	13:43:29.117	52.389	17.202	20.047	15.140	124.735	119.196
4	13:44:21.013	51.896	17.224	19.783	14.889	126.857	118.147
5	13:45:13.187	52.174	17.278	19.868	15.028	126.857	119.409
6	13:46:05.714	52.527	17.352	20.114	15.061	125.670	115.305
7	13:46:58.705	52.991	17.666	20.198	15.127	124.968	116.506
8	13:47:51.536	52.831	17.259	20.493	15.079	123.360	116.709
9	13:48:44.363	52.827	17.528	20.273	15.026	122.908	117.321
10	13:49:37.552	53.189	17.565	20.446	15.178	122.459	114.323

Lap	Time of Day	Lap Tm	S1	S2	S3	S3Spd	SFSpd
(99) Callum GRIGOR							
1	13:41:46.912			20.520	15.420	124.273	117.526
2	13:42:39.867	52.955	17.549	20.203	15.203	124.504	116.506
3	13:43:32.602	52.735	17.398	20.161	15.176	124.044	116.506
4	13:44:25.232	52.630	17.450	20.095	15.085	124.504	115.703
5	13:45:17.803	52.571	17.360	20.037	15.174	125.201	116.304
6	13:46:10.428	52.625	17.347	20.149	15.129	124.504	116.304
7	13:47:02.916	52.488	17.210	20.080	15.198	125.435	115.703
8	13:47:55.270	52.354	17.299	19.992	15.063	124.968	116.506
9	13:48:47.876	52.606	17.495	20.050	15.061	124.273	116.304
10	13:49:40.845	52.969	17.512	20.240	15.217	124.735	116.506

Lap	Time of Day	Lap Tm	S1	S2	S3	S3Spd	SFSpd
(31) Torquill PATERSON							
1	13:41:46.998			20.717	15.491	126.142	119.835
2	13:42:40.123	53.125	17.681	20.256	15.188	127.098	119.835
3	13:43:32.903	52.780	17.336	20.149	15.295	125.435	120.049
4	13:44:25.642	52.739	17.333	20.147	15.259	127.824	118.356
5	13:45:18.369	52.727	17.275	20.017	15.435	128.068	116.912
6	13:46:10.816	52.447	17.181	20.017	15.249	127.824	118.775
7	13:47:03.794	52.978	17.324	20.169	15.485	128.068	116.103
8	13:47:56.893	53.099	17.392	20.382	15.325	127.339	118.356
9	13:48:51.639	54.746	18.283	20.983	15.480	126.142	117.733
10	13:49:46.065	54.426	17.923	20.776	15.727	126.142	113.742

Lap	Time of Day	Lap Tm	S1	S2	S3	S3Spd	SFSpd
(64) Sam MUNRO							
1	13:41:45.724			20.366	15.530	119.835	113.166
2	13:42:39.047	53.323	17.520	20.274	15.529	121.792	113.357
3	13:43:32.808	53.761	17.719	20.579	15.463	121.352	114.129
4	13:44:26.216	53.408	17.640	20.298	15.470	123.360	113.935

Lap	Time of Day	Lap Tm	S1	S2	S3	S3Spd	SFSpd
5	13:45:19.680	53.464	17.698	20.347	15.419	123.133	113.357
6	13:46:13.098	53.418	17.755	20.351	15.312	122.236	114.323
7	13:47:07.095	53.997	18.012	20.513	15.472	121.792	113.549
8	13:48:01.158	54.063	17.971	20.622	15.470	120.915	112.786
9	13:48:54.913	53.755	17.946	20.490	15.319	122.908	114.518
10	13:49:49.194	54.281	17.941	20.495	15.845	120.697	105.020

Lap	Time of Day	Lap Tm	S1	S2	S3	S3Spd	SFSpd
(11) Patrick FORMAN							
1	13:41:48.075			20.991	15.709	121.572	114.910
2	13:42:42.292	54.217	17.938	20.737	15.542	122.014	115.305
3	13:43:36.930	54.638	18.133	20.836	15.669	119.196	115.305
4	13:44:31.443	54.513	18.174	20.831	15.508	121.352	115.107
5	13:45:25.983	54.540	18.011	20.940	15.589	121.572	114.323
6	13:46:20.499	54.516	17.984	20.737	15.795	121.352	114.129
7	13:47:15.385	54.886	18.119	20.906	15.861	119.196	114.129
8	13:48:10.168	54.783	18.066	21.012	15.705	119.835	116.304
9	13:49:05.926	55.758	18.494	21.446	15.818	120.697	113.549
10	13:50:00.507	54.581	18.057	20.822	15.702	120.049	114.323

Lap	Time of Day	Lap Tm	S1	S2	S3	S3Spd	SFSpd
(21) Mike SWANSON							
1	13:41:48.790			21.180	15.935	125.201	115.903
2	13:42:43.466	54.676	18.049	20.764	15.863	124.273	116.103
3	13:43:38.246	54.780	18.082	20.876	15.822	124.044	115.504
4	13:44:32.907	54.661	17.928	20.960	15.773	123.815	114.518
5	13:45:27.590	54.683	17.933	20.972	15.778	124.504	114.714
6	13:46:22.269	54.679	18.013	20.802	15.864	122.683	114.910
7	13:47:17.186	54.917	18.016	21.000	15.901	121.572	114.518
8	13:48:12.521	55.335	18.202	21.096	16.037	123.360	114.129
9	13:49:08.922	56.401	18.239	21.304	16.858	122.459	114.518
10	13:50:04.361	55.439	18.140	21.153	16.146	121.792	113.166

Lap	Time of Day	Lap Tm	S1	S2	S3	S3Spd	SFSpd
(27) Andy DONALD							
1	13:41:50.760			21.646	16.185	122.459	114.323
2	13:42:46.865	56.105	18.731	21.427	15.947	122.459	115.107
3	13:43:43.511	56.646	19.046	21.611	15.989	123.587	114.129
4	13:44:39.571	56.060	18.662	21.443	15.955	122.014	114.323
5	13:45:35.877	56.306	18.735	21.582	15.989	122.459	113.935
6	13:46:32.488	56.611	18.774	21.575	16.262	121.572	112.408
7	13:47:28.708	56.220	18.888	21.300	16.032	122.459	113.357
8	13:48:25.508	56.800	18.809	21.550	16.441	121.572	113.357
9	13:49:21.692	56.184	19.005	21.106	16.073	122.683	115.504
10	13:50:18.744	57.052	18.916	21.502	16.634	122.014	107.372

Lap	Time of Day	Lap Tm	S1	S2	S3	S3Spd	SFSpd
(87) Steven ALLISON							
1	13:41:51.668			21.987	16.540	120.697	115.305
2	13:42:48.398	56.730	18.621	21.657	16.452	121.572	115.504
3	13:43:45.491	57.093	18.933	21.449	16.711	121.352	114.129
4	13:44:42.218	56.727	18.684	21.502	16.541	121.133	114.323
5	13:45:38.957	56.739			16.587	121.572	114.714
6	13:46:35.875	56.918			16.611	119.196	114.518

Race Results

KMSC National Motorcycle Racing

Scottish Championship Superstock 600

Knockhill 1.267 miles

Race 25 - 2nd Race

04/09/2016 13:45

Race (10 Laps) started at 13:40:49

Lap	Time of Day	Lap Tm	S1	S2	S3	S3Spd	SFSpd	Lap	Time of Day	Lap Tm	S1	S2	S3	S3Spd	SFSpd
9	13:49:54.609	59.415	19.787	22.700	16.928	116.103	106.015								
(35) Kevin GILES								(54) Ross KIRTON							
1	13:41:52.779			22.769	16.437	123.360	115.107	1	13:41:57.312		24.290	17.713	115.504	107.890	
2	13:42:49.782	57.003	19.077	21.633	16.293	122.908	114.129	2	13:42:58.478	1:01.166	20.043	23.382	17.741	115.107	104.529
3	13:43:46.585	56.803	18.620	21.968	16.215	121.133	113.935	3	13:44:00.543	1:02.065	20.830	23.638	17.597	113.357	109.474
4	13:44:43.202	56.617	18.701	21.710	16.206	122.236	114.518	4	13:45:01.950	1:01.407	20.491	23.147	17.769	116.304	108.238
5	13:45:40.192	56.990	18.740	22.071	16.179	123.133	112.408	5	13:46:03.422	1:01.472	20.534	23.509	17.429	114.910	108.413
6	13:46:37.403	57.211	19.046	21.902	16.263	122.014	112.976	6	13:47:04.751	1:01.329	20.349	23.098	17.882	114.518	107.372
7	13:47:34.267	56.864	18.653	21.809	16.402	120.480	113.742	7	13:48:07.704	1:02.953	20.213	23.158	19.582	116.304	109.118
8	13:48:30.921	56.654	18.752	21.848	16.054	121.792	114.910	8	13:49:08.737	1:01.033	20.325	23.063	17.645	115.703	108.764
9	13:49:27.813	56.892	18.700	21.837	16.355	122.908	113.549	9	13:50:09.339	1:00.602	19.955	23.170	17.477	111.846	110.193
10	13:50:26.235	58.422	18.474	23.660	16.288	118.147	111.846								

(89) David MUNRO								(84) Kyle HARPER							
1	13:41:52.587			22.224	16.578	121.133	114.910	1	13:41:46.580		20.665	15.390	123.587	115.903	
2	13:42:50.887	58.300	18.953	21.553	17.794	120.049	113.742	2	13:42:40.095	53.515	17.624	20.591	15.300	124.735	118.775
3	13:43:48.867	57.980	19.462	21.789	16.729	120.915	115.504								
4	13:44:46.616	57.749	19.210	21.666	16.873	120.480	114.714								
5	13:45:44.153	57.537	19.106	21.611	16.820	121.352	109.296								
6	13:46:41.849	57.696	19.299	21.712	16.685	119.621	115.107								
7	13:47:39.128	57.279	18.804	21.859	16.616	118.356	115.107								
8	13:48:36.773	57.645	18.999	21.744	16.902	119.196	115.305								
9	13:49:34.180	57.407	19.227	21.383	16.797	121.352	114.910								

(184) Ryan GIBSON							
1	13:41:53.323			22.317	16.675	120.915	112.786
2	13:42:51.021	57.698	18.916	21.831	16.951	120.265	112.786
3	13:43:49.199	58.178	19.807	21.996	16.375	119.621	113.166
4	13:44:47.150	57.951	19.361	22.334	16.256	118.775	112.786
5	13:45:44.413	57.263	18.896	21.834	16.533	119.409	113.166
6	13:46:42.430	58.017	19.383	21.859	16.775	117.733	112.220
7	13:47:39.688	57.258	18.707	21.921	16.630	117.940	112.220
8	13:48:37.193	57.505	18.948	21.709	16.848	118.356	112.597
9	13:49:35.203	58.010	19.172	22.005	16.833	120.049	111.105

(17) Roddy MacLEOD							
1	13:41:55.537			23.309	16.543	120.697	113.166
2	13:42:54.564	59.027	20.021	22.227	16.779	118.775	111.846
3	13:43:52.968	58.404	19.719	22.260	16.425	119.409	112.033
4	13:44:51.001	58.033	19.351	22.053	16.629	119.621	111.846
5	13:45:49.044	58.043	19.282	22.082	16.679	118.985	111.105
6	13:46:47.289	58.245	19.484	22.256	16.505	119.409	110.374
7	13:47:45.404	58.115	19.434	22.175	16.506	117.733	112.220
8	13:48:42.847	57.443	19.095	21.866	16.482	118.985	112.220
9	13:49:40.626	57.779	19.190	21.984	16.605	119.621	112.220

(58) Barry STEWART							
1	13:41:54.964			23.459	16.884	120.049	113.166
2	13:42:53.786	58.822	19.289	22.771	16.762	120.049	112.786
3	13:43:54.866	1:01.080	19.619	23.011	18.450	120.697	101.832
4	13:44:55.068	1:00.202	20.293	23.230	16.679	120.049	112.976
5	13:45:54.732	59.664	19.992	22.808	16.864	118.985	110.012
6	13:46:54.711	59.979	20.040	22.878	17.061	119.835	111.660
7	13:47:54.656	59.945	20.040	23.060	16.845	117.321	111.846
8	13:48:54.681	1:00.025	20.318	22.802	16.905	119.835	111.290
9	13:49:54.464	59.783	19.938	22.831	17.014	118.147	112.220

(7) Titus MacINTOSH							
1	13:41:55.200			23.656	16.756	115.504	109.296
2	13:42:54.959	59.759	19.747	22.426	17.586	116.304	107.030
3	13:43:54.998	1:00.039	20.170	22.646	17.223	114.129	106.015
4	13:44:55.486	1:00.488	20.378	23.207	16.903	113.935	105.681
5	13:45:55.217	59.731	19.964	22.859	16.908	112.786	104.529
6	13:46:54.913	59.696	19.820	22.824	17.052	115.703	105.349
7	13:47:55.071	1:00.158	20.134	22.963	17.061	112.597	107.544
8	13:48:55.194	1:00.123	20.325	22.802	16.996	112.976	104.692

Clerk of the Course :

Sig : Time :

Chief Timekeeper : Ian Sharp (SMART Timing)

 Results available at www.mylaps.com and www.smart-timing.co.uk

Printed: 05/09/2016 17:24:52

Orbits



KMSC National Motorcycle Racing

Lapchart

Scottish Championship Superstock 600

Knockhill 1.267 miles

Race 25 - 2nd Race

04/09/2016 13:45

Race (10 Laps) started at 13:40:49

Competitors	Laps										
	1	2	3	4	5	6	7	8	9	10	
Lewis ROLLO (8)	1	8	8	8	8	81	81	81	81	81	81
Ewan GRAY (45)	2	45	45	81	81	8	8	8	8	8	8
Ryan WATSON (81)	3	81	81	45	45	45	45	45	45	45	45
Sam MUNRO (64)	4	64	64	99	99	99	99	99	99	99	99
Kyle HARPER (84)	5	84	99	64	31	31	31	31	31	31	31
Callum GRIGOR (99)	6	99	84	31	64	64	64	64	64	64	64
Torquil PATERSON (31)	7	31	31	11	11	11	11	11	11	11	11
Patrick FORMAN (11)	8	11	11	21	21	21	21	21	21	21	21
Mike SWANSON (21)	9	21	21	27	27	27	27	27	27	27	27
Andy DONALD (27)	10	27	27	12	12	12	12	12	12	87	87
Graeme KERR (12)	11	12	12	87	87	87	87	87	87	12	12
Steven ALLISON (87)	12	87	87	35	35	35	35	35	35	35	35
David MUNRO (89)	13	89	35	89	89	89	89	89	89	89	89
Kevin GILES (35)	14	35	89	184	184	184	184	184	184	184	184
Ryan GIBSON (184)	15	184	184	17	17	17	17	17	17	17	17
Barry STEWART (58)	16	58	58	58	58	58	58	58	58	58	58
Titus MacINTOSH (7)	17	7	17	7	7	7	7	7	7	7	7
Roddy MacLEOD (17)	18	17	7	54	54	54	54	54	54	54	54
Ross KIRTON (54)	19	54	54								
-	20										
-	21										
-	22										
-	23										
-	24										
-	25										

Clerk of the Course :

Sig : Time :

Chief Timekeeper : Ian Sharp (SMART Timing)

Results available at www.mylaps.com and www.smart-timing.co.uk

Printed: 05/09/2016 17:25:06

Orbits



KMSC National Motorcycle Racing

KMSC Superstock 600

Knockhill 1.267 miles

Race 32 - 3rd Race

04/09/2016 15:30

Race (10 Laps) started at 15:34:05

POLE POSITION

1	1 81 Ryan WATSON	2 8 Lewis ROLLO	3 45 Ewan GRAY
2	4 99 Callum GRIGOR	5 31 Torquil PATERSON	6 64 Sam MUNRO
3	7 11 Patrick FORMAN	8 21 Mike SWANSON	9 27 Andy DONALD
4	10 87 Steven ALLISON	11 12 Graeme KERR	12 35 Kevin GILES
5	13 89 David MUNRO	14 184 Ryan GIBSON	15 17 Roddy MacLEOD
6	16 58 Barry STEWART	17 7 Titus MacINTOSH	18 54 Ross KIRTON
7	19 84 Kyle HARPER	20 75 Charlie BUNYAN	21 28 Paul BOWERBANK
8	22 85 Keith DICKIE	23 79 Ashley ROBSON	24 72 Peter DUNCAN
9	25 855 Graeme CHARNLEY		

Clerk of the Course :

Sig : Time :

Chief Timekeeper : Ian Sharp (SMART Timing)

Results available at www.mylaps.com and www.smart-timing.co.uk

Orbits



Race Results

KMSC National Motorcycle Racing

Sorted on Laps

KMSC Open Post Classics / Classics

Knockhill 1.267 miles

Race 26 - 4th Race

04/09/2016 14:00

Race (10 Laps) started at 13:57:18

Pos	No.	Name	Make/Model	CC	Class	Laps	Total Tm	Diff	Best Tm	In Lap	Avg. Speed
1	21	Grant REID	Kawasaki	ER6	SL	10	9:51.353		58.091	4	77.130
2	87	Jodie CHALK	Honda	CBR500	PC	10	9:54.844	3.491	58.976	4	76.677
3	51	Neil MUNRO	Honda	CBR500	PC	10	10:04.920	13.567	59.712	5	75.400
4	298	Alex McGUINNESS	Suzuki	Bandit 600	PC	10	10:16.605	25.252	1:00.586	9	73.971
5	48	Mark BOWRAN	Honda	CBR600	PC	10	10:16.610	25.257	1:00.097	7	73.970
6	118	Rod WALKER	Kawasaki	ZXR400	SL	10	10:21.059	29.706	1:00.657	4	73.441
7	111	Jimmy SHANKS	Honda	CB500	PC	10	10:24.734	33.381	1:01.636	2	73.009
8	3	Rishon HICKEY	Honda	NSR250	PC	10	10:29.568	38.215	1:01.864	8	72.448
9	12	Dan JAMES	Ducati	620	PC	10	10:32.876	41.523	1:02.377	7	72.069
10	13	Andrew BARTON	Honda	CB500	PC	10	10:32.945	41.592	1:02.215	8	72.061
11	117	Lianne MAYHEW	Kawasaki	ZX6R 400	SL	9	9:53.763	1 Lap	1:04.143	8	69.135
12	25	Andrew KIRKWOOD	Honda	CB500	PC	9	9:55.811	1 Lap	1:04.988	4	68.897

Margin of Victory	Avg. Speed	Best Lap Tm	Best Speed	Best Lap by
3.491	77.130	58.091	78.516	21 - Grant REID

Clerk of the Course :

Sig : Time :
Chief Timekeeper : Ian Sharp (SMART Timing)

Results available at www.mylaps.com and www.smart-timing.co.uk

Printed: 05/09/2016 12:59:31

Orbits



KMSC National Motorcycle Racing

KMSC Open Post Classics / Classics

Knockhill 1.267 miles

Race 26 - 4th Race

04/09/2016 14:00

Race (10 Laps) started at 13:57:18

Lap	Time of Day	Lap Tm	S1	S2	S3	S3Spd	SFSpd
(21) Grant REID							
1	13:58:20.025			22.711	16.938	109.296	101.678
2	13:59:19.323	59.298	19.250	22.775	17.273	105.349	97.967
3	14:00:18.068	58.745	19.460	22.387	16.898	108.941	102.142
4	14:01:16.159	58.091	19.115	22.275	16.701	109.653	102.768
5	14:02:14.899	58.740	19.360	22.505	16.875	109.118	101.678
6	14:03:13.801	58.902	19.309	22.397	17.196	110.193	100.161
7	14:04:12.565	58.764	19.442	22.409	16.913	109.832	101.678
8	14:05:11.250	58.685	19.427	22.318	16.940	110.012	102.611
9	14:06:09.801	58.551	19.303	22.436	16.812	110.556	101.987
10	14:07:10.067	1:00.266	19.672	23.471	17.123	109.474	100.011

Lap	Time of Day	Lap Tm	S1	S2	S3	S3Spd	SFSpd
(87) Jodie CHALK							
1	13:58:19.883			22.655	17.323	100.762	94.385
2	13:59:19.398	59.515	19.544	22.786	17.185	102.142	93.595
3	14:00:18.685	59.287	19.517	22.652	17.118	102.768	95.188
4	14:01:17.661	58.976	19.232	22.520	17.224	101.066	94.385
5	14:02:16.648	58.987	19.344	22.507	17.136	100.762	94.120
6	14:03:15.832	59.184	19.360	22.562	17.262	101.832	93.335
7	14:04:15.025	59.193	19.419	22.400	17.374	101.218	92.947
8	14:05:14.064	59.039	19.467	22.406	17.166	101.987	93.988
9	14:06:13.572	59.508	19.438	22.640	17.430	101.371	92.947
10	14:07:13.558	59.986	19.667	22.835	17.484	100.914	92.308

Lap	Time of Day	Lap Tm	S1	S2	S3	S3Spd	SFSpd
(51) Neil MUNRO							
1	13:58:22.347			23.564	17.617	103.882	98.398
2	13:59:22.211	59.864	19.394	22.788	17.682	105.349	95.731
3	14:00:22.120	59.909	19.608	22.954	17.347	105.349	97.682
4	14:01:21.997	59.877	19.476	22.901	17.500	105.184	97.399
5	14:02:21.709	59.712	19.581	22.815	17.316	105.681	97.257
6	14:03:21.589	59.880	19.720	22.805	17.355	104.856	96.281
7	14:04:22.332	1:00.743	19.704	23.399	17.640	104.366	96.419
8	14:05:22.906	1:00.574	19.624	23.079	17.871	102.926	95.595
9	14:06:23.439	1:00.533	19.927	23.187	17.419	104.043	96.836
10	14:07:23.634	1:00.195	19.520	23.016	17.659	105.349	96.281

Lap	Time of Day	Lap Tm	S1	S2	S3	S3Spd	SFSpd
(298) Alex McGUINNESS							
1	13:58:25.194			23.870	17.757	103.561	95.595
2	13:59:26.476	1:01.282	20.283	23.386	17.613	102.611	95.053
3	14:00:27.985	1:01.509	20.307	23.412	17.790	102.611	93.726
4	14:01:29.022	1:01.037	20.492	23.151	17.394	102.142	96.281
5	14:02:29.796	1:00.774	20.124	23.094	17.556	101.832	93.465
6	14:03:30.865	1:01.069	20.020	23.376	17.673	98.543	94.919
7	14:04:31.932	1:01.067	19.968	23.292	17.807	101.218	93.465
8	14:05:33.070	1:01.138	20.490	22.954	17.694	102.611	94.385
9	14:06:33.656	1:00.586	20.173	22.850	17.563	101.218	94.651
10	14:07:35.319	1:01.663	20.574	23.340	17.749	100.161	93.335

Lap	Time of Day	Lap Tm	S1	S2	S3	S3Spd	SFSpd
(48) Mark BOWRAN							
1	13:58:23.921			24.110	17.561		96.836
2	13:59:25.473	1:01.552	20.616	23.390	17.546		95.595
3	14:00:27.393	1:01.920	20.871	23.232	17.817		95.731
4	14:01:29.542	1:02.149	21.316	23.347	17.486		96.005
5	14:02:31.063	1:01.521	20.996	23.278	17.247		95.595
6	14:03:31.786	1:00.723	20.415	23.046	17.262		97.117
7	14:04:31.883	1:00.097	20.047	22.680	17.370	103.882	95.459
8	14:05:32.523	1:00.640	20.130	22.935	17.575		95.053
9	14:06:33.731	1:01.208	20.156	22.901	18.151		95.868
10	14:07:35.324	1:01.593	20.681	23.328	17.584	101.371	95.868

Lap	Time of Day	Lap Tm	S1	S2	S3	S3Spd	SFSpd
(118) Rod WALKER							
1	13:58:27.302			24.934	18.357	102.454	96.281
2	13:59:29.523	1:02.221	21.044	23.360	17.817	101.371	96.281
3	14:00:31.760	1:02.237	20.905	23.386	17.946	102.454	96.697
4	14:01:32.417	1:00.657	19.952	23.152	17.553	104.366	96.281

Lap	Time of Day	Lap Tm	S1	S2	S3	S3Spd	SFSpd
5	14:02:34.309	1:01.892	20.460	23.370	18.062	103.084	95.323
6	14:03:35.084	1:00.775	20.269	22.977	17.529	103.242	97.257
7	14:04:36.013	1:00.929	20.284	22.936	17.709	104.856	96.697
8	14:05:37.172	1:01.159	20.559	23.025	17.575	104.043	95.731
9	14:06:38.382	1:01.210	20.402	23.075	17.733	103.242	96.697
10	14:07:39.773	1:01.391	20.388	23.134	17.869	103.561	94.518

Lap	Time of Day	Lap Tm	S1	S2	S3	S3Spd	SFSpd
(111) Jimmy SHANKS							
1	13:58:23.287			23.071	18.247	97.682	89.358
2	13:59:24.923	1:01.636	20.088	23.295	18.253	96.836	89.358
3	14:00:26.774	1:01.851	20.357	23.176	18.318	96.005	88.299
4	14:01:28.752	1:01.978	20.382	23.309	18.287	97.117	89.239
5	14:02:31.181	1:02.429	20.797	23.191	18.441	97.399	88.767
6	14:03:33.814	1:02.633	20.563	23.491	18.579	98.398	88.183
7	14:04:35.862	1:02.048	20.251	23.361	18.436	96.281	88.299
8	14:05:38.888	1:03.026	20.747	23.866	18.413	97.540	88.767
9	14:06:40.759	1:01.871	20.336	23.210	18.325	97.682	88.183
10	14:07:43.448	1:02.689	20.623	23.408	18.658	96.558	85.379

Lap	Time of Day	Lap Tm	S1	S2	S3	S3Spd	SFSpd
(3) Rishon HICKEY							
1	13:58:26.588			24.013	18.300	97.682	88.416
2	13:59:29.526	1:02.938	20.936	23.577	18.425	97.967	89.957
3	14:00:32.727	1:03.201	21.408	23.599	18.194	97.540	87.952
4	14:01:34.709	1:01.982	20.425	23.476	18.081	98.833	91.677
5	14:02:37.371	1:02.662	20.569	23.401	18.692	99.863	88.884
6	14:03:39.384	1:02.013	20.404	23.515	18.094	97.399	88.416
7	14:04:42.064	1:02.680	20.403	23.543	18.734	97.399	87.608
8	14:05:43.928	1:01.864	20.501	23.296	18.067	97.682	87.380
9	14:06:46.410	1:02.482	20.482	23.809	18.191	97.399	86.702
10	14:07:48.282	1:01.872			17.997	96.281	87.153

Lap	Time of Day	Lap Tm	S1	S2	S3	S3Spd	SFSpd
(12) Dan JAMES							
1	13:58:25.071			24.257	18.557	97.682	91.802
2	13:59:28.453	1:03.382	20.693	24.031	18.658	96.836	89.957
3	14:00:31.563	1:03.110	20.547	23.947	18.616	96.697	92.562
4	14:01:34.488	1:02.925	20.704	23.767	18.454	98.398	90.320
5	14:02:37.252	1:02.764	20.460	23.630	18.674	97.824	88.767
6	14:03:40.162	1:02.910	20.794	23.839	18.277	97.824	89.957
7	14:04:42.539	1:02.377	20.384	23.647	18.346	98.398	90.686
8	14:05:45.109	1:02.570	20.435	23.740	18.395	97.967	89.716
9	14:06:48.580	1:03.471	20.979	24.105	18.387	97.399	90.198
10	14:07:51.590	1:03.010	20.654	23.912	18.444	96.836	89.002

Lap	Time of Day	Lap Tm	S1	S2	S3	S3Spd	SFSpd
(13) Andrew BARTON							
1	13:58:25.173			23.919	18.217	97.399	90.320
2	13:59:28.505	1:03.332	21.096	24.114	18.122	95.731	91.055
3	14:00:31.465	1:02.960	20.948	23.550	18.462	95.868	89.596
4	14:01:34.563	1:03.098	21.221	23.522	18.355	98.111	88.299
5	14:02:37.621	1:03.058	21.183	23.608	18.267	95.868	90.442
6	14:03:40.535	1:02.914	20.963	23.417	18.534	98.688	89.358
7	14:04:43.254	1:02.719	2				

KMSC National Motorcycle Racing

KMSC Open Post Classics / Classics

Knockhill 1.267 miles

Race 26 - 4th Race

04/09/2016 14:00

Race (10 Laps) started at 13:57:18

Lap	Time of Day	Lap Tm	S1	S2	S3	S3Spd	SFSpd	Lap	Time of Day	Lap Tm	S1	S2	S3	S3Spd	SFSpd
(25) Andrew KIRKWOOD															
1	13:58:29.146			25.775	19.146	92.562	86.146								
2	13:59:35.752	1:06.606	21.430	25.607	19.569	90.198	85.925								
3	14:00:41.573	1:05.821	21.812	24.936	19.073	90.077	85.815								
4	14:01:46.561	1:04.988	21.340	24.872	18.776	91.055	85.706								
5	14:02:51.845	1:05.284	21.468	24.912	18.904	91.179	85.054								
6	14:03:57.632	1:05.787	21.559	24.956	19.272	90.320	84.625								
7	14:05:02.841	1:05.209	21.392	24.961	18.856	91.677	85.379								
8	14:06:08.509	1:05.668	21.559	24.914	19.195	90.198	84.625								
9	14:07:14.525	1:06.016	21.979	24.750	19.287	92.435	83.989								

Clerk of the Course :

Sig : Time :

Chief Timekeeper : Ian Sharp (SMART Timing)

Results available at www.mylaps.com and www.smart-timing.co.uk

Orbits



KMSC National Motorcycle Racing

Lapchart

KMSC Open Post Classics / Classics

Knockhill 1.267 miles

Race 26 - 4th Race

04/09/2016 14:00

Race (10 Laps) started at 13:57:18

Competitors	Laps										
	1	2	3	4	5	6	7	8	9	10	
Jodie CHALK (87)	1	87	21	21	21	21	21	21	21	21	21
Grant REID (21)	2	21	87	87	87	87	87	87	87	87	87
Neil MUNRO (51)	3	51	51	51	51	51	51	51	51	51	51
Jimmy SHANKS (111)	4	111	111	111	111	298	298	48	48	298	298
Mark BOWRAN (48)	5	48	48	48	298	48	48	298	298	48	48
Dan JAMES (12)	6	12	298	298	48	111	111	111	118	118	118
Andrew BARTON (13)	7	13	12	13	118	118	118	118	111	111	111
Alex McGUINNESS (298)	8	298	13	12	12	12	3	3	3	3	3
Rishon HICKEY (3)	9	3	118	118	13	3	12	12	12	12	12
Rod WALKER (118)	10	118	3	3	3	13	13	13	13	13	13
Andrew KIRKWOOD (25)	11	25	117	25	25	25	25	25	117	117	
Lianne MAYHEW (117)	12	117	25	117	117	117	117	117	25	25	

Clerk of the Course :

Sig : Time :

Chief Timekeeper : Ian Sharp (SMART Timing)

Results available at www.mylaps.com and www.smart-timing.co.uk

Printed: 05/09/2016 13:00:09

Orbits



Race Results

KMSC National Motorcycle Racing

Sorted on Laps

Scottish Championship Superbikes & KMSC Clubman

Knockhill 1.267 miles

Race 27 - 2nd Race

04/09/2016 14:15

Race (10 Laps) started at 14:12:45

Pos	No.	Name	Make/Model	CC	Class	Laps	Total Tm	Diff	Best Tm	In Lap	Avg. Speed
1	79	Bruce BIRNIE	BMW	S1000RR	SB	10	8:35.430		50.579	3	88.491
2	17	Matthew PAULO	Yamaha	R1	SB	10	8:36.336	0.906	50.447	5	88.336
3	3	Adrian CLARK	Kawasaki	ZX10R	SB	10	8:38.388	2.958	51.020	2	87.986
4	34	John DEAN	Suzuki	GSXR1000K9	SB	10	8:43.408	7.978	51.427	7	87.142
5	55	Donald MacFADYEN	BMW	S1000RR	SB	10	8:43.722	8.292	51.638	3	87.090
6	112	William MONIE	Kawasaki	ZX10R	SB	10	8:44.148	8.718	51.376	10	87.019
7	94	Greg GILFILLAN	Kawasaki	ZX10R	SB	10	8:46.391	10.961	51.782	10	86.648
8	155	Scott SHAND	Yamaha	YZF R1	SB	10	8:47.649	12.219	51.840	2	86.442
9	31	Torquil PATERSON	MV Agusta	F3 800	SB	10	8:51.812	16.382	52.228	2	85.765
10	2	Adam LYON	Yamaha	R6	C	10	8:53.951	18.521	52.117	6	85.422
11	119	Kristopher DUNCAN	Kawasaki	ZX10	SB	10	8:54.654	19.224	52.580	7	85.309
12	7	James LAING	BMW	S1000RR	SB	10	9:01.002	25.572	52.974	4	84.308
13	69	Rodney SCOTT	BMW	S1000RR	C	10	9:05.060	29.630	52.767	9	83.681
14	77	Angus MEARNES	Yamaha	R6 600	C	10	9:05.399	29.969	53.204	10	83.629
15	105	James VEVERS	Kawasaki	ZX10R	SB	10	9:06.017	30.587	53.139	9	83.534
16	33	Graeme BODEL	BMW	S1000RR	C	10	9:11.425	35.995	54.329	7	82.715
17	71	Gavin JONES	Honda	CBR1000RR	C	10	9:14.143	38.713	54.401	3	82.309
18	67	Des BURNS	Kawasaki	ZX10R	C	10	9:18.167	42.737	53.900	3	81.716
19	44	David PRENTICE	Yamaha	R1	C	10	9:18.278	42.848	54.527	6	81.699
20	122	David SUDES	Suzuki	GSXR 1000	C	10	9:19.649	44.219	54.697	9	81.499
21	4	Daniel MacLEAN	Kawasaki	ZX10R	C	10	9:20.372	44.942	54.762	2	81.394
22	22	Steven WATSON	Suzuki	GSXR750	C	10	9:28.206	52.776	54.904	7	80.272
23	144	Aran SADLER	Kawasaki	ZX10	C	9	8:39.553	1 Lap	56.320	8	79.010
24	5	Kyle DUNCAN	Ducati		SB	9	8:41.077	1 Lap	56.300	8	78.779
25	16	Bob STORRAR	Yamaha	R1	C	9	8:51.524	1 Lap	56.829	9	77.230
26	36	Craig MARTIN	Honda	CBR900 RR-Y	C	9	8:56.412	1 Lap	57.046	9	76.527
27	82	Geraint JONES	Suzuki	GSXR1000	C	9	8:57.659	1 Lap	57.471	2	76.349
28	26	Steven MacINTYRE	Suzuki	GSXR1000	C	9	9:01.092	1 Lap	58.597	9	75.865
29	23	Alex MacLEOD	Suzuki	GSXR	C	8	9:30.602	2 Laps	1:00.625	2	63.948
Not classified											
DNF	63	Kenny PATERSON	BMW	S1000RR	C	3	2:50.965	DNF	54.047	3	80.036
DNS	6	Calum MacLEAN	Suzuki	GSXR1000	C			DNS		0	-
DNS	14	James ROTHERY	Yamaha	R1	C			DNS		0	-

Announcements

New Track Record (50.447) for KMSC Superbikes by Matthew PAULO.

Margin of Victory	Avg. Speed	Best Lap Tm	Best Speed	Best Lap by
0.906	88.491	50.447	90.414	17 - Matthew PAULO

Clerk of the Course :

Sig : Time :
Chief Timekeeper : Ian Sharp (SMART Timing)

Results available at www.mylaps.com and www.smart-timing.co.uk

Printed: 05/09/2016 17:14:42



KMSC National Motorcycle Racing

Scottish Championship Superbikes & KMSC Clubman

Knockhill 1.267 miles

Race 27 - 2nd Race

04/09/2016 14:15

Race (10 Laps) started at 14:12:45

Lap	Time of Day	Lap Tm	S1	S2	S3	S3Spd	SFSpd
(79) Bruce BIRNIE							
1	14:13:39.881			19.622	14.581	135.298	129.302
2	14:14:30.656	50.775	16.673	19.437	14.665	134.484	129.302
3	14:15:21.235	50.579	16.648	19.430	14.501	134.754	128.068
4	14:16:11.863	50.628	16.620	19.449	14.559	132.102	126.380
5	14:17:03.138	51.275	16.981	19.702	14.592	133.947	128.559
6	14:17:54.534	51.396	16.788	19.946	14.662	133.415	126.618
7	14:18:45.984	51.450	16.916	19.978	14.556	133.415	129.802
8	14:19:37.831	51.847	17.304	19.621	14.922	133.150	126.618
9	14:20:29.356	51.525	16.978	19.627	14.920	132.362	129.053
10	14:21:21.253	51.897	17.392	19.838	14.667	132.362	129.302

Lap	Time of Day	Lap Tm	S1	S2	S3	S3Spd	SFSpd
(17) Matthew PAULO							
1	14:13:42.803			20.302	14.728	140.982	129.302
2	14:14:34.522	51.719	17.396	19.729	14.594	140.392	129.053
3	14:15:25.422	50.900	16.884	19.492	14.524	139.517	128.068
4	14:16:16.546	51.124	17.073	19.515	14.536	139.808	127.339
5	14:17:06.993	50.447	16.705	19.304	14.438	138.652	128.068
6	14:17:57.578	50.585	16.549	19.573	14.463	138.939	127.824
7	14:18:48.535	50.957	16.844	19.437	14.676	140.982	130.306
8	14:19:39.807	51.272	17.230	19.636	14.406	139.517	128.559
9	14:20:30.757	50.950	17.282	19.285	14.383	138.939	129.053
10	14:21:22.159	51.402	17.316	19.621	14.465	138.939	128.559

Lap	Time of Day	Lap Tm	S1	S2	S3	S3Spd	SFSpd
(3) Adrian CLARK							
1	14:13:40.093			19.610	14.559	138.366	128.559
2	14:14:31.113	51.020	16.953	19.457	14.610	136.675	128.313
3	14:15:22.380	51.267	16.921	19.627	14.719	133.680	129.551
4	14:16:13.994	51.614	17.213	19.627	14.774	136.398	126.857
5	14:17:05.216	51.222	17.110	19.440	14.672	136.675	128.559
6	14:17:57.027	51.811	17.208	19.785	14.818	133.415	128.805
7	14:18:48.438	51.411	17.123	19.545	14.743	136.398	129.053
8	14:19:41.055	52.617	17.568	20.174	14.875	132.886	129.053
9	14:20:32.310	51.255	17.170	19.508	14.577	137.798	129.802
10	14:21:24.211	51.901	17.201	19.768	14.932	126.618	127.824

Lap	Time of Day	Lap Tm	S1	S2	S3	S3Spd	SFSpd
(34) John DEAN							
1	14:13:42.371			20.005	15.413	137.234	129.302
2	14:14:34.393	52.022	17.517	19.591	14.914	139.227	128.805
3	14:15:26.105	51.712	17.211	19.527	14.974	140.687	130.306
4	14:16:17.693	51.588	17.249	19.640	14.699	140.392	130.560
5	14:17:09.394	51.701	17.185	19.567	14.949	140.099	129.053
6	14:18:01.315	51.921	17.227	19.637	15.057	140.687	125.670
7	14:18:52.742	51.427	17.155	19.505	14.767	140.099	130.306
8	14:19:45.207	52.465	17.530	20.194	14.741	139.227	130.814
9	14:20:37.519	52.312	17.150	20.182	14.980	137.798	127.824
10	14:21:29.231	51.712	17.162	19.771	14.779	139.517	128.313

Lap	Time of Day	Lap Tm	S1	S2	S3	S3Spd	SFSpd
(55) Donald MacFADYEN							
1	14:13:41.249			20.203	14.814	137.798	128.559
2	14:14:33.328	52.079	17.556	19.822	14.701	136.954	130.053
3	14:15:24.966	51.638	17.248	19.740	14.650	138.652	129.053
4	14:16:16.721	51.755	17.253	19.677	14.825	138.652	128.805
5	14:17:08.782	52.061	17.400	19.727	14.934	137.516	129.551
6	14:18:00.704	51.922	17.151	19.846	14.925	138.366	128.313
7	14:18:52.542	51.838	17.236	19.881	14.721	138.652	127.581
8	14:19:44.952	52.410	17.535	20.137	14.738	136.675	128.068
9	14:20:37.856	52.904	17.187	20.689	15.028	137.798	130.306
10	14:21:29.545	51.689	17.334	19.826	14.529	138.939	128.559

Lap	Time of Day	Lap Tm	S1	S2	S3	S3Spd	SFSpd
(112) William MONIE							
1	14:13:42.513			20.151	14.939	139.808	132.102
2	14:14:34.796	52.283	17.473	20.065	14.745	140.099	134.215
3	14:15:26.426	51.630	17.300	19.677	14.653	139.517	132.624
4	14:16:18.284	51.858	17.207	19.604	15.047	142.479	128.805

Lap	Time of Day	Lap Tm	S1	S2	S3	S3Spd	SFSpd
5	14:17:10.119	51.835	17.466	19.663	14.706	141.577	132.102
6	14:18:01.969	51.850	17.087	19.802	14.961	129.053	130.560
7	14:18:54.125	52.156	17.460	19.957	14.739	140.099	131.842
8	14:19:46.002	51.877	17.286	19.846	14.745	141.877	132.102
9	14:20:38.595	52.593	17.125	20.458	15.010	130.814	133.680
10	14:21:29.971	51.376	17.185	19.636	14.555	140.099	133.150

Lap	Time of Day	Lap Tm	S1	S2	S3	S3Spd	SFSpd
(94) Greg GILFILLAN							
1	14:13:42.980			20.251	15.183	138.939	131.070
2	14:14:35.341	52.361	17.424	20.115	14.822	137.798	128.559
3	14:15:27.262	51.921	17.345	19.751	14.825	138.939	130.814
4	14:16:19.322	52.060	17.276	19.704	15.080	138.652	129.802
5	14:17:11.553	52.231	17.377	19.925	14.929	135.571	126.618
6	14:18:03.481	51.928	17.317	19.719	14.892	138.366	128.313
7	14:18:55.985	52.504	17.972	19.632	14.900	138.652	130.560
8	14:19:47.859	51.874	17.198	19.574	15.102	139.517	127.824
9	14:20:40.432	52.573	17.265	20.065	15.243	135.298	117.940
10	14:21:32.214	51.782	17.336	19.689	14.757	135.571	128.805

Lap	Time of Day	Lap Tm	S1	S2	S3	S3Spd	SFSpd
(155) Scott SHAND							
1	14:13:41.814			20.062	15.079	136.398	127.098
2	14:14:33.654	51.840	17.201	19.763	14.876	136.954	127.824
3	14:15:25.842	52.188	17.258	19.843	15.087	135.845	130.306
4	14:16:17.949	52.107	17.242	19.829	15.036	134.754	130.306
5	14:17:10.411	52.462	17.491	19.888	15.083	135.025	129.802
6	14:18:02.611	52.200	17.334	19.833	15.033	133.415	128.805
7	14:18:55.310	52.699	17.615	20.029	15.055	131.584	129.302
8	14:19:47.536	52.226	17.233	20.042	14.951	131.326	127.824
9	14:20:40.788	53.252	17.451	20.560	15.241	133.150	128.805
10	14:21:33.472	52.684	17.534	20.129	15.021	131.326	127.581

Lap	Time of Day	Lap Tm	S1	S2	S3	S3Spd	SFSpd
(31) Torquil PATERSON							
1	14:13:42.196						124.735
2	14:14:34.424	52.228	17.165	19.963	15.100	131.842	122.683
3	14:15:26.921	52.497	17.413	20.032	15.052	132.886	126.380
4	14:16:19.163	52.242	17.158	20.016	15.068	130.053	124.273
5	14:17:11.799	52.636	17.246	20.232	15.158	131.070	126.142
6	14:18:04.696	52.897	17.412	20.254	15.231	130.053	122.236
7	14:18:57.915	53.219	17.623	20.342	15.254	130.814	123.360
8	14:19:50.907	52.992	17.366	20.338	15.288	129.802	124.273
9	14:20:44.318	53.411	17.685	20.428	15.298	130.560	122.236
10	14:21:37.635	53.317	17.633	20.380	15.304	131.584	124.504

Lap	Time of Day	Lap Tm	S1	S2	S3	S3Spd	SFSpd
(2) Adam LYON							
1	14:13:45.551			21.321	15.431	130.560	122.683
2	14:14:39.531	53.980	17.691	21.070	15.219	132.362	123.360
3	14:15:31.957	52.426	17.377	20.133	14.916	130.814	122.236
4	14:16:24.471	52.514	17.330	20.113	15.071	130.814	121.792
5	14:17:16.966	52.495	17.416	19.997	15.082	131.842	122.014
6	14:18:09.083	52.117	17.324	19.757	15.036	131.070	1

KMSC National Motorcycle Racing

Scottish Championship Superbikes & KMSC Clubman

Knockhill 1.267 miles

Race 27 - 2nd Race

04/09/2016 14:15

Race (10 Laps) started at 14:12:45

Lap	Time of Day	Lap Tm	S1	S2	S3	S3Spd	SFSpd
(7) James LAING							
1	14:13:46.428			21.351	15.478	126.618	126.857
2	14:14:40.417	53.989	18.322	20.725	14.942	132.362	127.581
3	14:15:33.821	53.404	17.812	20.508	15.084	132.886	128.313
4	14:16:26.795	52.974	17.757	20.221	14.996	130.560	126.618
5	14:17:20.048	53.253	17.858	20.220	15.175	130.814	125.905
6	14:18:13.264	53.216	17.789	20.311	15.116	128.313	127.098
7	14:19:06.486	53.222	17.793	20.342	15.087	129.551	126.618
8	14:20:00.063	53.577	18.108	20.338	15.131	128.805	125.905
9	14:20:53.508	53.445	17.883	20.376	15.186	128.313	126.380
10	14:21:46.825	53.317	17.786	20.231	15.300	130.814	124.735

Lap	Time of Day	Lap Tm	S1	S2	S3	S3Spd	SFSpd
(69) Rodney SCOTT							
1	14:13:46.643			21.590	15.915	131.070	131.326
2	14:14:41.997	55.354	18.229	21.268	15.857	127.339	128.313
3	14:15:34.910	52.913	17.564	20.043	15.306	136.675	129.802
4	14:16:28.543	53.633	17.747	20.595	15.291	134.484	129.302
5	14:17:22.028	53.485	17.736	20.328	15.421	136.398	129.802
6	14:18:15.698	53.670	17.720	20.299	15.651	134.754	130.560
7	14:19:10.042	54.344	17.979	20.851	15.514	130.814	128.805
8	14:20:04.882	54.840	18.140	21.142	15.558	130.560	129.802
9	14:20:57.649	52.767	17.594	20.126	15.047	135.298	129.053
10	14:21:50.883	53.234	17.507	20.440	15.287	136.398	130.560

Lap	Time of Day	Lap Tm	S1	S2	S3	S3Spd	SFSpd
(77) Angus MEARNS							
1	14:13:45.087			21.307	15.526	127.581	121.133
2	14:14:39.448	54.361	17.993	20.923	15.445	126.857	119.621
3	14:15:32.918	53.470	17.791	20.480	15.199	128.559	121.133
4	14:16:26.762	53.844	17.695	20.745	15.404	126.142	120.265
5	14:17:21.122	54.360	18.186	20.631	15.543	127.581	119.835
6	14:18:15.495	54.373	17.969	20.889	15.515	126.857	120.697
7	14:19:09.776	54.281	17.919	21.103	15.259	125.905	120.480
8	14:20:04.188	54.412	18.110	20.995	15.307	125.905	119.621
9	14:20:58.018	53.830	17.897	20.609	15.324	125.670	120.480
10	14:21:51.222	53.204	17.544	20.518	15.142	127.581	122.683

Lap	Time of Day	Lap Tm	S1	S2	S3	S3Spd	SFSpd
(105) James VEVERS							
1	14:13:47.842			21.879	15.804	135.298	126.142
2	14:14:43.161	55.319	18.386	20.926	16.007	136.954	125.905
3	14:15:37.410	54.249	18.169	20.936	15.144	133.947	127.581
4	14:16:31.540	54.130	17.648	20.574	15.908	137.798	123.815
5	14:17:24.835	53.295	17.725	20.366	15.204	134.484	125.670
6	14:18:18.240	53.405	17.576	20.531	15.298	137.234	125.201
7	14:19:11.538	53.298	17.607	20.436	15.255	134.215	125.201
8	14:20:05.241	53.703	17.423	20.693	15.587	135.845	125.905
9	14:20:58.380	53.139	17.721	20.094	15.324	135.298	126.618
10	14:21:51.840	53.460	17.732	20.095	15.633	136.398	124.968

Lap	Time of Day	Lap Tm	S1	S2	S3	S3Spd	SFSpd
(33) Graeme BODEL							
1	14:13:44.600			21.201	15.423	128.805	127.098
2	14:14:39.804	55.204	18.149	21.428	15.627	128.559	126.380
3	14:15:34.348	54.544	18.113	21.075	15.356	133.415	128.559
4	14:16:29.044	54.696	18.143	21.082	15.471	131.584	124.968
5	14:17:23.709	54.665	18.214	21.000	15.451	131.070	124.968
6	14:18:18.452	54.743	18.208	20.953	15.582	131.070	124.504
7	14:19:12.781	54.329	18.182	20.749	15.398	130.814	126.618
8	14:20:07.186	54.405	18.135	20.885	15.385	128.068	123.815
9	14:21:02.052	54.866	18.291	20.907	15.668	129.302	123.360
10	14:21:57.248	55.196	18.489	21.154	15.553	127.098	125.670

Lap	Time of Day	Lap Tm	S1	S2	S3	S3Spd	SFSpd
(71) Gavin JONES							
1	14:13:46.361			21.994	15.664	132.102	124.044
2	14:14:41.975	55.614	18.186	21.552	15.876	126.142	122.236
3	14:15:36.376	54.401	18.044	20.749	15.608	131.842	124.044
4	14:16:32.046	55.670	18.094	21.003	16.573	133.680	121.792

Lap	Time of Day	Lap Tm	S1	S2	S3	S3Spd	SFSpd
5	14:17:26.674	54.628	18.201	20.947	15.480	131.326	120.480
6	14:18:21.240	54.566	17.974	20.972	15.620	129.302	121.133
7	14:19:15.920	54.680	18.364	20.854	15.462	130.814	121.572
8	14:20:10.611	54.691	18.098	21.035	15.558	129.551	122.459
9	14:21:05.216	54.605	18.359	20.839	15.407	128.559	121.352
10	14:21:59.966	54.750	18.259	20.873	15.618	130.053	122.236

Lap	Time of Day	Lap Tm	S1	S2	S3	S3Spd	SFSpd
(67) Des BURNS							
1	14:13:47.004			21.449	15.598	128.068	129.053
2	14:14:42.221	55.217	18.205	21.076	15.936	121.133	128.068
3	14:15:36.121	53.900	18.152	20.447	15.301	135.298	128.068
4	14:16:33.505	57.384	18.015	20.877	18.492	133.415	124.504
5	14:17:28.891	55.386	19.096	20.727	15.563	134.754	125.435
6	14:18:23.887	54.996	18.640	20.863	15.493	133.947	126.380
7	14:19:19.397	55.510	18.492	21.355	15.663	131.842	126.142
8	14:20:14.118	54.721	18.332	20.953	15.436	132.362	125.670
9	14:21:09.156	55.038	18.478	21.157	15.403	131.070	127.098
10	14:22:03.990	54.834	18.428	20.914	15.492	132.102	125.905

Lap	Time of Day	Lap Tm	S1	S2	S3	S3Spd	SFSpd
(44) David PRENTICE							
1	14:13:49.696			22.349	15.844	126.380	125.201
2	14:14:44.467	54.771	18.773	20.511	15.487	132.362	124.968
3	14:15:39.685	55.218	18.415	20.951	15.852	130.306	124.504
4	14:16:34.658	54.973	18.273	20.420	16.280	125.905	120.697
5	14:17:29.735	55.077	18.620	20.994	15.463	129.053	122.459
6	14:18:24.262	54.527	18.182	20.747	15.598	133.415	123.587
7	14:19:19.340	55.078	18.396	21.031	15.651	130.560	123.587
8	14:20:14.382	55.042	18.576	20.944	15.522	129.551	124.735
9	14:21:09.555	55.173	18.444	21.285	15.444	131.326	123.360
10	14:22:04.101	54.546	18.649	20.596	15.301	130.053	125.201

Lap	Time of Day	Lap Tm	S1	S2	S3	S3Spd	SFSpd
(122) David SUDDER							
1	14:13:46.269			21.623	16.115	124.044	124.273
2	14:14:42.057	55.788	18.023	21.745	16.020	126.857	119.835
3	14:15:38.425	56.368	18.908	21.800	15.660	127.581	122.014
4	14:16:34.209	55.784	18.357	21.441	15.986	126.142	122.236
5	14:17:30.145	55.936	18.698	21.303	15.935	127.339	122.014
6	14:18:25.009	54.864	18.336	21.110	15.418	127.824	123.133
7	14:19:20.716	55.707	18.328	21.521	15.858	124.273	122.236
8	14:20:15.869	55.153	18.015	21.381	15.757	125.201	121.352
9	14:21:10.566	54.697	18.019	21.295	15.383	123.587	121.792
10	14:22:05.472	54.906	18.174	21.032	15.700	125.435	122.014

Lap	Time of Day	Lap Tm	S1	S2	S3	S3Spd	SFSpd
(4) Daniel MacLEAN							
1	14:13:49.514			22.491	16.082	131.326	127.098
2	14:14:44.276	54.762	18.173	21.031	15.558	130.053	128.068
3	14:15:39.865	55.589	18.396	21.021	16.172	129.802	127.581
4	14:16:35.356	55.491	18.632	20.891	15.968	130.814	125.435
5	14:17:30.318	54.962	18.314	21.051	15.597	127.824	126.380
6	14:18:25.331	55.013	18.415	21.044	<		

KMSC National Motorcycle Racing

Scottish Championship Superbikes & KMSC Clubman

Knockhill 1.267 miles

Race 27 - 2nd Race

04/09/2016 14:15

Race (10 Laps) started at 14:12:45

Lap	Time of Day	Lap Tm	S1	S2	S3	S3Spd	SFSpd
(144) Aran SADLER							
1	14:13:50.431			23.204	16.647	124.735	124.044
2	14:14:47.543	57.112	18.746	22.089	16.277	124.504	122.908
3	14:15:44.266	56.723	18.665	21.743	16.315	125.670	124.273
4	14:16:41.690	57.424	19.080	21.732	16.612	124.044	121.792
5	14:17:38.842	57.152	18.761	21.811	16.580	125.435	112.408
6	14:18:35.743	56.901	18.891	21.872	16.138	124.735	122.683
7	14:19:32.354	56.611	18.731	21.699	16.181	124.968	122.683
8	14:20:28.674	56.320	18.442	21.811	16.067	122.236	122.236
9	14:21:25.376	56.702	18.876	21.671	16.155	127.824	123.360

Lap	Time of Day	Lap Tm	S1	S2	S3	S3Spd	SFSpd
(23) Alex MacLEOD							
1	14:13:54.310			24.070	17.381	119.196	120.480
2	14:14:54.935			23.218	17.217	120.480	117.526
3	14:16:58.002	2:03.067	20.399	22.919	1:19.749	123.133	101.218
4	14:18:02.024	1:04.022	21.640	24.312	18.070	110.374	118.356
5	14:19:06.019	1:03.995	21.602	24.723	17.670	114.714	117.940
6	14:20:09.962	1:03.943	21.307	24.390	18.246	113.549	114.129
7	14:21:12.884	1:02.922	21.234	24.039	17.649	114.323	116.912
8	14:22:16.425	1:03.541	21.174	24.720	17.647	112.597	120.265

Lap	Time of Day	Lap Tm	S1	S2	S3	S3Spd	SFSpd
(5) Kyle DUNCAN							
1	14:13:49.385			22.689	16.318	123.815	115.903
2	14:14:46.680	57.295	19.174	22.062	16.059	123.360	115.107
3	14:15:44.168	57.488	18.846	22.277	16.365	116.103	114.910
4	14:16:42.121	57.953	19.487	21.900	16.566	122.908	114.323
5	14:17:39.113	56.992	18.764	21.932	16.296	123.133	114.129
6	14:18:36.538	57.425	19.024	21.648	16.753	123.360	113.357
7	14:19:33.415	56.877	19.110	21.635	16.132	122.459	114.129
8	14:20:29.715	56.300	18.648	21.528	16.124	121.792	114.714
9	14:21:26.900	57.185	18.794	21.767	16.624	121.792	113.549

Lap	Time of Day	Lap Tm	S1	S2	S3	S3Spd	SFSpd
(63) Kenny PATERSON							
1	14:13:47.660			21.507	16.048	133.947	124.968
2	14:14:42.741		55.081	18.094	20.837	16.150	127.581
3	14:15:36.788		54.047	18.214	20.625	15.208	134.754
						127.581	127.581

Lap	Time of Day	Lap Tm	S1	S2	S3	S3Spd	SFSpd
(16) Bob STORRAR							
1	14:13:52.751			22.718	16.957	118.565	118.775
2	14:14:51.564	58.813	20.402	21.765	16.646	123.587	121.792
3	14:15:49.484	57.920	19.923	21.546	16.451	120.480	120.915
4	14:16:48.482	58.998	20.255	22.183	16.560	118.565	118.356
5	14:17:45.801	57.319	19.654	21.367	16.298	119.835	119.621
6	14:18:45.080	59.279	20.513	21.862	16.904	119.409	117.733
7	14:19:42.488	57.408	19.753	21.280	16.375	122.908	120.265
8	14:20:40.518	58.030	19.264	21.725	17.041	120.480	112.976
9	14:21:37.347	56.829	19.544	21.107	16.178	122.459	120.480

Lap	Time of Day	Lap Tm	S1	S2	S3	S3Spd	SFSpd
(36) Craig MARTIN							
1	14:13:52.673			23.148	17.098	117.321	110.193
2	14:14:51.360	58.687	20.162	21.888	16.637	117.733	109.296
3	14:15:49.409	58.049	19.792	21.754	16.503	118.356	109.296
4	14:16:47.952	58.543	20.180	21.732	16.631	115.305	109.653
5	14:17:45.767	57.815	19.089	21.640	17.086	116.103	105.349
6	14:18:46.171	1:00.404	20.268	22.168	17.968	114.518	98.688
7	14:19:47.649	1:01.478	19.694	24.516	17.268	112.597	109.296
8	14:20:45.189	57.540	18.974	21.853	16.713	115.504	110.193
9	14:21:42.235	57.046	18.669	21.419	16.958	118.356	109.118

Lap	Time of Day	Lap Tm	S1	S2	S3	S3Spd	SFSpd
(82) Geraint JONES							
1	14:13:50.827			23.136	16.451	125.201	125.670
2	14:14:48.298			22.001	16.312	124.504	125.201
3	14:15:46.518	58.220	19.035	22.866	16.319	125.201	123.587
4	14:16:44.555	58.037	19.049	22.248	16.740	121.133	124.273
5	14:17:42.213	57.658	19.161	22.167	16.330	124.735	122.683
6	14:18:40.467	58.254	19.425	22.318	16.511	125.905	121.352
7	14:19:38.925	58.458	19.028	22.611	16.819	124.044	123.587
8	14:20:41.182	1:02.257	19.855	22.844	19.558	123.133	118.985
9	14:21:43.482	1:02.300	19.955	22.610	19.735	117.321	86.702

Lap	Time of Day	Lap Tm	S1	S2	S3	S3Spd	SFSpd
(26) Steven MacINTYRE							
1	14:13:52.847			23.484	17.693	119.835	113.357
2	14:14:52.754	59.907	20.539	22.608	16.760	122.236	119.621
3	14:15:51.750	58.996	19.817	22.477	16.702	122.908	119.409
4	14:16:50.643	58.893	19.505	22.379	17.009	124.044	117.940
5	14:17:50.830	1:00.187	20.047	22.801	17.339	119.621	115.504
6	14:18:50.352	59.522	19.778	22.793	16.951	119.409	116.506
7	14:19:49.504	59.152	19.535	22.836	16.781	118.775	119.409
8	14:20:48.318	58.814	19.921	22.609	16.284	118.356	119.409
9	14:21:46.915	58.597	19.544	22.528	16.525	121.133	119.409

Clerk of the Course :

Sig : Time :

Chief Timekeeper : Ian Sharp (SMART Timing)

Results available at www.mylaps.com and www.smart-timing.co.uk

Printed: 05/09/2016 17:14:54

Orbits



KMSC National Motorcycle Racing

Lapchart

Scottish Championship Superbikes & KMSC Clubman

Knockhill 1.267 miles

Race 27 - 2nd Race

04/09/2016 14:15

Race (10 Laps) started at 14:12:45

Competitors	Laps										
		1	2	3	4	5	6	7	8	9	10
Bruce BIRNIE (79)	1	79	79	79	79	79	79	79	79	79	79
Adrian CLARK (3)	2	3	3	3	3	3	3	17	17	17	17
Donald MacFADYEN (55)	3	55	55	55	17	17	17	17	3	3	3
Scott SHAND (155)	4	155	155	17	55	55	55	55	34	34	34
Torquil PATERSON (31)	5	31	34	155	34	34	34	34	34	55	55
John DEAN (34)	6	34	31	34	155	112	112	112	112	112	112
William MONIE (112)	7	112	17	112	112	155	155	155	94	94	94
Matthew PAULO (17)	8	17	112	31	31	94	94	94	94	155	155
Greg GILFILLAN (94)	9	94	94	94	94	31	31	31	31	31	31
Kristopher DUNCAN (119)	10	119	119	119	119	119	119	119	119	2	2
Graeme BODEL (33)	11	33	77	2	2	2	2	2	2	2	119
Angus MEARNS (77)	12	77	2	77	77	7	7	7	7	7	7
Adam LYON (2)	13	2	33	7	7	77	77	77	77	69	69
David SUDDER (122)	14	122	7	33	69	69	69	69	69	77	77
Gavin JONES (71)	15	71	71	69	33	33	105	105	105	105	105
James LAING (7)	16	7	69	67	105	105	33	33	33	33	33
Rodney SCOTT (69)	17	69	122	71	71	71	71	71	71	71	71
Des BURNS (67)	18	67	67	63	67	67	67	44	67	67	67
Steven WATSON (22)	19	22	22	105	122	44	44	67	44	44	44
Kenny PATERSON (63)	20	63	63	122	44	122	122	122	122	122	122
James VEVERS (105)	21	105	105	44	4	4	4	4	4	4	4
Kyle DUNCAN (5)	22	5	4	4	22	22	22	22	22	22	22
Daniel MacLEAN (4)	23	4	44	5	144	144	144	144	144	144	144
David PRENTICE (44)	24	44	5	144	5	5	5	5	5	5	5
Aran SADLER (144)	25	144	144	22	82	82	82	82	16	16	16
Geraint JONES (82)	26	82	82	82	36	36	16	16	82	36	36
Craig MARTIN (36)	27	36	36	36	16	16	36	36	36	82	82
Bob STORRAR (16)	28	16	16	16	26	26	26	26	26	26	26
Steven MacINTYRE (26)	29	26	26	26	23	23	23	23	23	23	23
Alex MacLEOD (23)	30	23	23	23							
-	31										
-	32										

Clerk of the Course :

Sig : Time :
Chief Timekeeper : Ian Sharp (SMART Timing)

Results available at www.mylaps.com and www.smart-timing.co.uk

Printed: 05/09/2016 17:15:07

Orbits



KMSC National Motorcycle Racing

KMSC Superbikes & KMSC Clubman

Knockhill 1.267 miles

Race 33 - 3rd Race

04/09/2016 15:45

Race (10 Laps) started at 15:50:36

POLE POSITION

1	1 79 Bruce BIRNIE	2 17 Matthew PAULO	3 3 Adrian CLARK
2	4 34 John DEAN	5 55 Donald MacFADYEN	6 112 William MONIE
3	7 94 Greg GILFILLAN	8 155 Scott SHAND	9 31 Torquil PATERSON
4	10 2 Adam LYON	11 119 Kristopher DUNCAN	12 7 James LAING
5	13 69 Rodney SCOTT	14 77 Angus MEARNES	15 105 James VEVERS
6	16 33 Graeme BODEL	17 71 Gavin JONES	18 67 Des BURNS
7	19 44 David PRENTICE	20 122 David SUDES	21 4 Daniel MacLEAN
8	22 22 Steven WATSON	23 144 Aran SADLER	24 5 Kyle DUNCAN
9	25 16 Bob STORRAR	26 36 Craig MARTIN	27 82 Geraint JONES
10	28 26 Steven MacINTYRE	29 23 Alex MacLEOD	30 63 Kenny PATERSON

Clerk of the Course :

Sig : Time :

Chief Timekeeper : Ian Sharp (SMART Timing)

Results available at www.mylaps.com and www.smart-timing.co.uk

Printed: 05/09/2016 17:13:59


Orbits





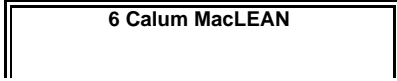
KMSC National Motorcycle Racing

KMSC Superbikes & KMSC Clubman	Knockhill 1.267 miles
Race 33 - 3rd Race	04/09/2016 15:45
Race (10 Laps) started at 15:50:36	

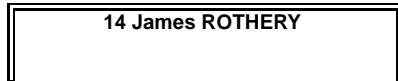


11

31



32



Clerk of the Course :

Sig : Time :

Chief Timekeeper : Ian Sharp (SMART Timing)

Results available at www.mylaps.com and www.smart-timing.co.uk

Printed: 05/09/2016 17:13:59

Orbits



Race Results

KMSC National Motorcycle Racing

Sorted on Laps

KMSC 125's

Knockhill 1.267 miles

Race 28 - 4th Race

04/09/2016 14:30

Race (10 Laps) started at 14:27:59

Pos	No.	Name	Make/Model	CC	Class	Laps	Total Tm	Diff	Best Tm	In Lap	Avg. Speed
1	9	Rishon HICKEY	Aprilia	RS125	F125	10	10:53.363		1:03.834	8	69.809
2	27	James McLAREN	Aprilia	RS125	F125	10	10:58.321	4.958	1:04.494	7	69.284
3	20	Jack HART	Aprilia	RS125	F125	10	11:18.298	24.935	1:06.284	10	67.243
4	44	Murray PATTISON	Aprilia	RS125	F125	10	11:18.544	25.181	1:06.817	8	67.219
5	8	Cameron McPHERSON	Aprilia	RS125	F125	10	11:30.828	37.465	1:07.726	5	66.024
6	47	Joel BAVIDGE	Aprilia	RS125	F125	10	11:40.573	47.210	1:08.699	3	65.105
7	21	Marc GIBSON	Aprilia	RS125	F125	10	11:56.302	1:02.939	1:10.568	5	63.676
8	23	Keirin KELLAS	Aprilia	RS125	F125	9	10:53.635	1 Lap	1:11.376	8	62.802
9	16	Mia KELLAS	Aprilia	RS125	F125	8	11:11.057	2 Laps	1:20.544	8	54.375

Margin of Victory	Avg. Speed	Best Lap Tm	Best Speed	Best Lap by
4.958	69.809	1:03.834	71.452	9 - Rishon HICKEY

Clerk of the Course :

Orbits

Sig :

Time :

Chief Timekeeper : Ian Sharp (SMART Timing)

Results available at www.mylaps.com and www.smart-timing.co.uk



KMSC National Motorcycle Racing

KMSC 125's

Knockhill 1.267 miles

Race 28 - 4th Race

04/09/2016 14:30

Race (10 Laps) started at 14:27:59

Lap	Time of Day	Lap Tm	S1	S2	S3	S3Spd	SFSpd
(9) Rishon HICKEY							
1	14:29:08.914				19.570		80.950
2	14:30:14.641	1:05.727			19.146		79.323
3	14:31:19.763	1:05.122			19.017		79.985
4	14:32:24.478	1:04.715			19.022		80.368
5	14:33:30.632	1:06.154			19.107		79.985
6	14:34:35.675	1:05.043					81.441
7	14:35:39.705	1:04.030		18.829			81.639
8	14:36:43.539	1:03.834		18.816			81.839
9	14:37:48.139	1:04.600		19.379			81.244
10	14:38:52.463	1:04.324		18.974			81.343

Lap	Time of Day	Lap Tm	S1	S2	S3	S3Spd	SFSpd
(27) James McLAREN							
1	14:29:09.587				19.915	85.379	76.694
2	14:30:15.353	1:05.766			19.358	86.368	78.305
3	14:31:20.492	1:05.139			19.169		77.135
4	14:32:25.655	1:05.163			19.285	86.035	76.870
5	14:33:31.129	1:05.474			19.046	86.368	78.488
6	14:34:36.480	1:05.351			19.269	86.702	77.761
7	14:35:40.974	1:04.494		18.996		86.479	78.672
8	14:36:46.181	1:05.207		19.326		85.706	77.491
9	14:37:51.776	1:05.595		19.361		85.379	77.491
10	14:38:57.421	1:05.645		19.361		84.518	77.047

Lap	Time of Day	Lap Tm	S1	S2	S3	S3Spd	SFSpd
(20) Jack HART							
1	14:29:12.525			26.534	19.901	87.837	81.244
2	14:30:20.713	1:08.188	22.235	25.922	20.031	89.836	79.700
3	14:31:29.008	1:08.295	22.541	25.855	19.899	89.358	81.146
4	14:32:36.430	1:07.422	22.129	25.352	19.941	90.686	79.890
5	14:33:43.293	1:06.863	21.824	25.216	19.823	87.952	80.465
6	14:34:50.625	1:07.332	22.252	25.565	19.515	88.299	81.540
7	14:35:58.197	1:07.572	21.941	25.735	19.896	88.299	80.368
8	14:37:04.611	1:06.414	21.822	25.253	19.339	89.002	81.244
9	14:38:11.114	1:06.503	21.546	25.457	19.500	89.239	80.853
10	14:39:17.398	1:06.284	21.471	24.871	19.942	89.957	79.323

Lap	Time of Day	Lap Tm	S1	S2	S3	S3Spd	SFSpd
(44) Murray PATTISON							
1	14:29:10.106			25.627	19.786	83.885	78.672
2	14:30:17.641	1:07.535	22.320	25.271	19.944	85.162	76.870
3	14:31:25.121	1:07.480	22.317	25.425	19.738	84.306	76.519
4	14:32:32.861	1:07.740	22.406	25.416	19.918	84.732	76.086
5	14:33:41.678	1:08.817	22.772	25.223	20.822	85.596	75.914
6	14:34:49.139	1:07.461	22.393	25.441	19.627	84.200	78.123
7	14:35:56.709	1:07.570	22.320	25.310	19.940	84.518	77.851
8	14:37:03.526	1:06.817	21.791	25.237	19.789	84.946	77.135
9	14:38:10.361	1:06.835	21.746	25.247	19.842	83.780	76.432
10	14:39:17.644	1:07.283	21.757	25.236	20.290	84.518	75.064

Lap	Time of Day	Lap Tm	S1	S2	S3	S3Spd	SFSpd
(8) Cameron McPHERSON							
1	14:29:11.119				19.932	85.487	76.782
2	14:30:19.289	1:08.170			20.133	84.412	75.148
3	14:31:27.845	1:08.556			20.278	83.885	75.742
4	14:32:36.253	1:08.408			20.010	83.675	75.742
5	14:33:43.979	1:07.726			20.145	85.925	75.572
6	14:34:51.970	1:07.991			20.123	83.989	75.317
7	14:36:00.756	1:08.786			20.447	83.157	74.481
8	14:37:09.633	1:08.877			20.348	82.039	73.664
9	14:38:19.339	1:09.706			20.487	80.465	73.745
10	14:39:29.928	1:10.589			21.112	80.081	72.785

Lap	Time of Day	Lap Tm	S1	S2	S3	S3Spd	SFSpd
(47) Joel BAVIDGE							
1	14:29:13.510				20.654	82.645	77.402
2	14:30:23.991	1:10.481			20.655	83.467	75.914
3	14:31:32.690	1:08.699			20.447	83.260	76.958
4	14:32:41.825	1:09.135			20.576	82.139	75.828

Lap	Time of Day	Lap Tm	S1	S2	S3	S3Spd	SFSpd
5	14:33:51.544	1:09.719				20.876	81.540
6	14:35:01.948	1:10.404				20.515	80.853
7	14:36:11.299	1:09.351				20.528	81.540
8	14:37:20.469	1:09.170				20.575	80.658
9	14:38:29.853	1:09.384				20.585	80.561
10	14:39:39.673	1:09.820	22.909	26.445	20.466	80.561	75.742

Lap	Time of Day	Lap Tm	S1	S2	S3	S3Spd	SFSpd
(21) Marc GIBSON							
1	14:29:13.077				20.791	86.035	77.761
2	14:30:23.992	1:10.915			21.055	85.270	75.657
3	14:31:36.020	1:12.028			20.756	83.467	78.123
4	14:32:47.144	1:11.124			20.413	83.989	79.323
5	14:33:57.712	1:10.568			20.562	84.839	77.491
6	14:35:09.333	1:11.621			20.596	82.849	78.488
7	14:36:21.814	1:12.481			20.644	80.658	78.397
8	14:37:33.381	1:11.567			21.022	82.139	76.172
9	14:38:44.223	1:10.842			20.618	83.989	76.259
10	14:39:55.402	1:11.179			20.708	83.157	78.123

Lap	Time of Day	Lap Tm	S1	S2	S3	S3Spd	SFSpd
(23) Keirin KELLAS							
1	14:29:15.268				27.338	20.725	80.176
2	14:30:27.266	1:11.998	23.421	27.841	20.736	80.272	73.262
3	14:31:39.798	1:12.532	23.916	27.664	20.952	78.214	73.664
4	14:32:51.798	1:12.000	23.593	27.525	20.882	78.857	73.022
5	14:34:04.508	1:12.710	23.671	27.664	21.375	78.580	71.391
6	14:35:17.201	1:12.693	23.789	27.959	20.945	77.941	73.989
7	14:36:28.923	1:11.722	23.555	27.222	20.945	77.851	73.502
8	14:37:40.299	1:11.376	23.314	27.212	20.850	78.488	72.864
9	14:38:52.735	1:12.436	23.913	27.320	21.203	77.761	72.470

Lap	Time of Day	Lap Tm	S1	S2	S3	S3Spd	SFSpd
(16) Mia KELLAS							
1	14:29:27.449				31.703	25.001	78.123
2	14:30:53.266	1:25.817	27.783	32.914	25.120	76.259	71.013
3	14:32:17.825	1:24.559	28.180	31.649	24.730	75.064	72.943
4	14:33:42.056	1:24.231	28.428	31.564	24.239	77.313	71.620
5	14:35:05.391	1:23.335	27.956	31.676	23.703	78.214	73.262
6	14:36:28.673	1:23.282	27.581	31.457	24.244	77.313	72.004
7	14:37:49.613	1:20.940	26.785	30.323	23.832	78.950	70.863
8	14:39:10.157	1:20.544	27.264	30.249	23.031	78.580	73.826

Clerk of the Course :

Sig : Time :

Chief Timekeeper : Ian Sharp (SMART Timing)

Results available at www.mylaps.com and www.smart-timing.co.uk

Printed: 05/09/2016 12:49:25



Race Results

KMSC National Motorcycle Racing

Lapchart

KMSC 125's

Knockhill 1.267 miles

Race 28 - 4th Race

04/09/2016 14:30

Race (10 Laps) started at 14:27:59

Competitors	Laps									
	1	2	3	4	5	6	7	8	9	10
Rishon HICKEY (9)	1	9	9	9	9	9	9	9	9	9
James McLAREN (27)	2	27	27	27	27	27	27	27	27	27
Murray PATTISON (44)	3	44	44	44	44	44	44	44	44	20
Cameron McPHERSON (8)	4	8	8	8	8	20	20	20	20	44
Jack HART (20)	5	20	20	20	20	8	8	8	8	8
Marc GIBSON (21)	6	21	47	47	47	47	47	47	47	47
Joel BAVIDGE (47)	7	47	21	21	21	21	21	21	21	21
Keirin KELLAS (23)	8	23	23	23	23	23	23	23	23	23
Mia KELLAS (16)	9	16	16	16	16	16	16	16	16	16

Clerk of the Course :

Sig : Time :

Chief Timekeeper : Ian Sharp (SMART Timing)

 Results available at www.mylaps.com and www.smart-timing.co.uk

Printed: 05/09/2016 12:49:45

Orbits



KMSC National Motorcycle Racing

KMSC 125's

Knockhill 1.267 miles

Race 34 - 5th Race

04/09/2016 16:00

Race (10 Laps) started at 16:09:06

POLE POSITION

1	1 9 Rishon HICKEY	2 27 James McLAREN	3 20 Jack HART
2	4 44 Murray PATTISON	5 8 Cameron McPHERSON	6 47 Joel BAVIDGE
3	7 21 Marc GIBSON	8 23 Keirin KELLAS	9 16 Mia KELLAS

Clerk of the Course :

Sig : Time :

Chief Timekeeper : Ian Sharp (SMART Timing)

Results available at www.mylaps.com and www.smart-timing.co.uk

Printed: 05/09/2016 12:50:07

Orbits



Race Results

KMSC National Motorcycle Racing

Sorted on Laps

KMSC Sidecars

Knockhill 1.267 miles

Race 29 - Jock Taylor Memorial Trophy Race

04/09/2016 14:45

Race (10 Laps) started at 14:45:19

Pos	No.	Name	Make/Model	CC	Class	Laps	Total Tm	Diff	Best Tm	In Lap	Avg. Speed
1	8	BELL / BELSEY	LCR Suzuki	600	SC	6	5:26.984		53.861	4	83.694
2	5	SHAND / HYDE	Shand F1 / F2	600	SC	6	5:40.896	13.912	55.863	6	80.278
3	6	BAKER / BAKER-MILLIGAN	Baker Suzuki	600	SC	6	5:46.525	19.541	56.960	5	78.974
4	111	HOSKISSON / HARDIE	Baker	750	SC	6	5:49.663	22.679	57.517	5	78.266
5	34	CHRISTIE / CHRISTIE	LCR Honda	600	SC	6	5:51.738	24.754	57.302	4	77.804
6	57	McKINLAY / LITHGOW	Sherbourne	600	SC	5	5:31.707	1 Lap	1:04.908	5	68.752
7	50	BROWNE / McKAY	Baker / Ireson	600	SC	5	5:31.721	1 Lap	1:05.314	3	68.749
8	66	STROUD / STEWART	Irisom F2	600	SC	5	6:02.221	1 Lap	1:10.032	2	62.960
Not classified (from pos 9)											
	1	O'NEILL / GALLIGAN	LCR Suzuki	1000	SC	6	5:39.592	12.608	55.609	2	80.587
DNS	7	LEWIS / FAIRHURST	Hogg BMW	600	SC			DNS		0	-
DNS	964	ANDERSON / MAYHEW	Molynux DMR	600	SC			DNS		0	-
DNS	87	SHAND / YUILL	Bellas BMW	1000	SC			DNS		0	-
DNS	55	SOUTER / ZAKARAUSKAS	LCR F2	750	SC			DNS		0	-

Announcements

RED FLAG after Leader completed 7 Laps - Result declared at 6 Laps.
Bike No.1 - Not classified - Not running at of Red Flag.

Margin of Victory	Avg. Speed	Best Lap Tm	Best Speed	Best Lap by
13.912	83.694	53.861	84.683	8 - BELL / BELSEY

Clerk of the Course :

Sig : Time :
Chief Timekeeper : Ian Sharp (SMART Timing)

Results available at www.mylaps.com and www.smart-timing.co.uk

Printed: 05/09/2016 13:09:52

Orbits



KMSC National Motorcycle Racing

KMSC Sidecars

Knockhill 1.267 miles

Race 29 - Jock Taylor Memorial Trophy Race

04/09/2016 14:45

Race (10 Laps) started at 14:45:19

Lap	Time of Day	Lap Tm	S1	S2	S3	S3Spd	SFSpd	Lap	Time of Day	Lap Tm	S1	S2	S3	S3Spd	SFSpd
(8) BELL / BELSEY															
1	14:46:15.394			20.891	16.031	122.459	112.220	4	14:49:06.681	55.704			16.535	114.518	104.856
2	14:47:09.325	53.931	17.958	20.295	15.678	124.273	113.357	5	14:50:02.704	56.023			16.709	113.935	105.184
3	14:48:03.232	53.907	17.539	20.398	15.970	124.044	112.597	6	14:50:58.693	55.989			16.351	112.786	105.184
4	14:48:57.093	53.861	17.651	20.067	16.143	123.815	111.290								
5	14:49:51.702	54.609	18.448	20.373	15.788	123.133	112.408								
6	14:50:46.085	54.383	17.436	21.070	15.877	122.236	112.408								
(5) SHAND / HYDE															
1	14:46:17.340			21.712	16.551	109.296	100.161								
2	14:47:14.267	56.927	18.799	21.466	16.662	108.413	100.011								
3	14:48:10.810	56.543	18.677	21.406	16.460	109.118	99.863								
4	14:49:07.863	57.053	18.893	21.585	16.575	108.941	100.310								
5	14:50:04.134	56.271	18.623	21.241	16.407	108.941	100.611								
6	14:50:59.997	55.863	18.431	21.223	16.209	108.764	100.762								
(6) BAKER / BAKER-MILLIGAN															
1	14:46:19.085			21.972	16.836	110.922	101.678								
2	14:47:17.148	58.063	19.285	21.814	16.964	110.556	102.611								
3	14:48:14.567	57.419	19.020	21.761	16.638	110.193	102.142								
4	14:49:11.610	57.043	18.881	21.820	16.342	110.922	102.768								
5	14:50:08.570	56.960	18.928	21.372	16.660	111.660	101.987								
6	14:51:05.626	57.056			16.382	112.033	102.454								
(11) HOSKISSON / HARDIE															
1	14:46:19.840				17.142	112.408	103.561								
2	14:47:17.759	57.919	18.994	21.851	17.074	112.786	102.768								
3	14:48:15.324	57.565	18.928	21.778	16.859	112.786	101.678								
4	14:49:12.888	57.564	18.929	21.758	16.877	112.220	102.298								
5	14:50:10.405	57.517	18.930	21.704	16.883	112.786	101.987								
6	14:51:08.764	58.359	19.717	21.801	16.841	112.220	101.066								
(34) CHRISTIE / CHRISTIE															
1	14:46:21.481				16.939	110.012	100.460								
2	14:47:19.640	58.159	19.160	22.278	16.721	109.118	100.310								
3	14:48:17.547	57.907			16.828	110.556	99.272								
4	14:49:14.849	57.302		21.763	16.618	110.556	100.310								
5	14:50:12.206	57.357			16.862	110.374	99.714								
6	14:51:10.839	58.633			16.752	110.739	98.833								
(57) MCKINLAY / LITHGOW															
1	14:46:29.273			25.302	19.482	97.540	89.716								
2	14:47:34.328	1:05.055	21.804	24.418	18.833	100.460	90.320								
3	14:48:40.915	1:06.587	21.371	25.637	19.579	98.398	87.952								
4	14:49:45.900	1:04.985	21.250	24.766	18.969	93.595	90.809								
5	14:50:50.808	1:04.908	21.032	25.552	18.324	97.967	91.928								
(50) BROWNE / MCKAY															
1	14:46:27.072			24.790	19.155	105.184	94.120								
2	14:47:33.514	1:06.442	22.017	25.437	18.988	100.762	97.540								
3	14:48:38.828	1:05.314	21.853	25.082	18.379	104.204	95.868								
4	14:49:44.593	1:05.765	21.925	25.024	18.816	105.848	95.868								
5	14:50:50.822	1:06.229	21.828	25.427	18.974	105.848	97.682								
(66) STROUD / STEWART															
1	14:46:31.136			26.281	19.578	92.562	91.802								
2	14:47:41.168	1:10.032	22.941	26.490	20.601	94.919	78.488								
3	14:48:52.443	1:11.275	23.451	26.237	21.587	93.988	84.200								
4	14:50:06.908	1:14.465	25.508	26.736	22.221	88.532	71.391								
5	14:51:21.322	1:14.414	27.206	26.727	20.481	84.946	89.120								
(1) O'NEILL / GALLIGAN															
1	14:46:19.042			21.331	16.148	119.196	108.413								
2	14:47:14.651	55.609	17.880	21.374	16.355	114.129	104.529								
3	14:48:10.977	56.326			16.227	112.033	106.015								

Clerk of the Course :

Sig : Time :

Chief Timekeeper : Ian Sharp (SMART Timing)

Results available at www.mylaps.com and www.smart-timing.co.uk

Printed: 05/09/2016 13:10:19

Orbits



Race Results

KMSC National Motorcycle Racing

Lapchart

KMSC Sidecars

Knockhill 1.267 miles

Race 29 - Jock Taylor Memorial Trophy Race

04/09/2016 14:45

Race (10 Laps) started at 14:45:19

Competitors	Laps					
	1	2	3	4	5	6
BELL / BELSEY (8)	1	8	8	8	8	8
SHAND / HYDE (5)	2	5	5	5	1	1
O'NEILL / GALLIGAN (1)	3	1	1	1	5	5
BAKER / BAKER-MILLIGAN (6)	4	6	6	6	6	6
HOSKISSON / HARDIE (111)	5	111	111	111	111	111
CHRISTIE / CHRISTIE (34)	6	34	34	34	34	34
BROWNE / McKAY (50)	7	50	50	50	50	57
McKINLAY / LITHGOW (57)	8	57	57	57	57	50
STROUD / STEWART (66)	9	66	66	66	66	66
-	10					
-	11					
-	12					
-	13					

Clerk of the Course :

Sig : Time :

Chief Timekeeper : Ian Sharp (SMART Timing)

 Results available at www.mylaps.com and www.smart-timing.co.uk

Printed: 05/09/2016 13:10:39

Orbits



Race Results

KMSC National Motorcycle Racing

Sorted on Laps

KMSC Lightweights

Knockhill 1.267 miles

Race 30 - 3rd Race

04/09/2016 15:00

Race (10 Laps) started at 15:04:56

Pos	No.	Name	Make/Model	CC	Class	Laps	Total Tm	Diff	Best Tm	In Lap	Avg. Speed
1	49	Paul McCLUNG	Kawasaki	ER6	SL	10	9:03.509		53.113	9	83.919
2	119	Kristopher DUNCAN	Kawasaki	ER6	SL	10	9:21.183	17.674	55.312	3	81.276
3	155	Scott CAMPBELL	Kawasaki	ER6 650	SL	10	9:23.346	19.837	55.376	4	80.964
4	11	Lewis PATERSON	Suzuki	SV650	SL	10	9:30.858	27.349	56.297	3	79.899
5	4	Alan GIBSON	Suzuki	SV650	SL	10	9:35.985	32.476	56.719	7	79.188
6	134	Kenneth THIRLWALL	Kawasaki	ER6	SL	10	9:42.916	39.407	57.289	5	78.246
7	68	Scott ROBERTSON	Suzuki	SV650	SL	10	9:43.414	39.905	57.269	5	78.179
8	21	Grant REID	Kawasaki	ER6	SL	10	9:43.487	39.978	57.022	10	78.170
9	66	Kevin WATRET	Kawasaki	ER6	SL	10	9:55.995	52.486	58.539	3	76.529
10	79	Ashley ROBSON	Kawasaki	ZXR400	SL	10	9:56.644	53.135	58.542	8	76.446
11	16	Gerry KEIRNAN	Suzuki	SV650	SL	10	10:00.051	56.542	59.045	3	76.012
12	2	Robert WOODWARD	Suzuki	SV650	SL	9	9:04.240	1 Lap	59.573	9	75.426
13	14	Scott GORDON	Kawasaki	ER6	SL	9	9:07.998	1 Lap	59.256	4	74.909
14	900	Dean CRAWFORD	Suzuki	SV650	SL	9	9:08.161	1 Lap	59.177	4	74.886
15	25	Jim PURVIS	Yamaha	FZR400	SL	9	9:09.204	1 Lap	59.593	9	74.744
16	800	Gordon CLARK	Kawasaki	ZXR400	SL	9	9:10.309	1 Lap	59.182	5	74.594
17	13	Andrew BARTON	Kawasaki	ER6	SL	9	9:16.911	1 Lap	59.924	7	73.710
18	118	Rod WALKER	Kawasaki	ZXR400	SL	9	9:22.465	1 Lap	1:00.436	3	72.982
19	74	Christine WATSON	Suzuki	SV650	SL	9	9:22.895	1 Lap	1:01.055	8	72.926
20	3	Iain ROBERTSON	Suzuki	SV650	SL	9	9:23.057	1 Lap	1:01.065	8	72.905
21	29	Eric UTTERSON	Suzuki	SV650	SL	9	9:29.783	1 Lap	1:02.114	6	72.045
22	12	Jordan GILL	KTM	RC390	SL	9	9:42.808	1 Lap	1:03.640	7	70.435
23	162	Patrick POLLARD	Suzuki	SV650	SL	9	9:45.323	1 Lap	1:03.699	8	70.132
24	34	Charles MORRISON	Kawasaki	ZXR400	SL	8	9:23.031	2 Laps	1:08.967	6	64.808

Not classified

DNF	39	Stuart HAMILTON	Kawasaki	ER650	SL	2	2:13.692	DNF	1:07.046	2	68.233
DNS	55	Tom ROBINSON	Aprilia	RRV 450	SL			DNS		0	-
DNS	15	Keith DICKIE	Kawasaki	ER6	SL			DNS		0	-
DNS	5	Gillian McGAW	Kawasaki	650	SL			DNS		0	-
DNS	125	Sam HENDERSON	Kawasaki	ER6 650	SL			DNS		0	-

Announcements

New Track Record (53.113) for KMSC Scottish Lightweights by Paul McCLUNG.

Margin of Victory	Avg. Speed	Best Lap Tm	Best Speed	Best Lap by
17.674	83.919	53.113	85.875	49 - Paul McCLUNG

Clerk of the Course :

Sig : Time :
Chief Timekeeper : Ian Sharp (SMART Timing)

Results available at www.mylaps.com and www.smart-timing.co.uk

Printed: 05/09/2016 13:14:33



KMSC National Motorcycle Racing

KMSC Lightweights

Race 30 - 3rd Race

Race (10 Laps) started at 15:04:56

Knockhill 1.267 miles

04/09/2016 15:00

Lap	Time of Day	Lap Tm	S1	S2	S3	S3Spd	SFSpd
(49) Paul McCLUNG							
1	15:05:55.218			21.767	16.184	111.660	105.848
2	15:06:50.447	55.229	18.607	21.104	15.518	116.103	110.193
3	15:07:44.054	53.607	17.703	20.325	15.579	117.116	110.374
4	15:08:37.548	53.494	17.623	20.309	15.562	117.526	110.556
5	15:09:30.994	53.446	17.524	20.375	15.547	117.733	110.012
6	15:10:24.476	53.482	17.625	20.173	15.684	117.940	110.739
7	15:11:17.592	53.116	17.501	20.127	15.488	118.356	110.739
8	15:12:11.626	54.034	17.679	20.841	15.514	117.733	111.290
9	15:13:04.739	53.113	17.486	20.071	15.556	120.480	110.556
10	15:13:59.783	55.044	18.538	20.612	15.894	119.196	108.588

Lap	Time of Day	Lap Tm	S1	S2	S3	S3Spd	SFSpd
(119) Kristopher DUNCAN							
1	15:05:55.609			21.679	16.079	113.742	107.890
2	15:06:51.695	56.086	18.537	21.485	16.064	115.903	107.030
3	15:07:47.007	55.312	18.272	21.106	15.934	114.129	107.717
4	15:08:42.319	55.312	18.204	21.188	15.920	114.518	107.544
5	15:09:37.867	55.548	18.289	20.966	16.293	114.910	107.030
6	15:10:33.295	55.428	18.319	21.135	15.974	114.714	107.544
7	15:11:28.981	55.686	18.415	21.086	16.185	114.323	107.544
8	15:12:24.371	55.390	18.372	21.168	15.850	114.910	107.544
9	15:13:20.534	56.163	18.420	21.753	15.990	115.107	106.859
10	15:14:17.457	56.923	18.548	22.066	16.309	114.518	105.349

Lap	Time of Day	Lap Tm	S1	S2	S3	S3Spd	SFSpd
(155) Scott CAMPBELL							
1	15:05:56.212			21.744	16.404	116.912	107.372
2	15:06:52.118	55.906	18.268	21.615	16.023	116.103	107.544
3	15:07:48.305	56.187	18.578	21.413	16.196	114.714	106.183
4	15:08:43.681	55.376	18.170	21.362	15.844	114.129	106.689
5	15:09:39.669	55.988	18.470	21.502	16.016	114.323	106.859
6	15:10:35.155	55.486	18.352	21.212	15.922	114.129	106.859
7	15:11:30.826	55.671	18.266	21.510	15.895	114.518	107.201
8	15:12:27.356	56.580			15.864	113.935	106.689
9	15:13:23.568	56.212			16.462	115.107	106.689
10	15:14:19.620	56.052	18.361	21.558	16.133	114.910	106.183

Lap	Time of Day	Lap Tm	S1	S2	S3	S3Spd	SFSpd
(11) Lewis PATERSON							
1	15:05:54.985			21.707	16.203	109.832	102.298
2	15:06:51.967	56.982	18.572	21.930	16.480	110.739	103.561
3	15:07:48.264	56.297	18.563	21.556	16.178	110.012	103.242
4	15:08:45.136	56.872	18.743	21.731	16.398	110.556	102.611
5	15:09:41.841	56.705	18.644	21.820	16.241	110.193	103.402
6	15:10:39.415	57.574	19.448	21.865	16.261	109.653	103.242
7	15:11:35.896	56.481	18.553	21.742	16.186	109.474	103.721
8	15:12:32.656	56.760			16.413	109.832	102.926
9	15:13:29.610	56.954		21.826	16.256	110.012	102.611
10	15:14:27.132	57.522			16.586	108.413	100.914

Lap	Time of Day	Lap Tm	S1	S2	S3	S3Spd	SFSpd
(4) Alan GIBSON							
1	15:05:57.078			21.905	17.507	109.653	105.848
2	15:06:54.783	57.705	19.370	21.923	16.412	109.118	106.859
3	15:07:51.586	56.803	18.795	21.725	16.283	109.653	106.520
4	15:08:48.666	57.080	18.989	21.847	16.244	109.474	106.689
5	15:09:45.407	56.741	18.893	21.619	16.229	109.474	106.689
6	15:10:43.148	57.741	18.990	22.395	16.356	109.474	106.689
7	15:11:39.867	56.719	18.768	21.839	16.112	109.474	107.030
8	15:12:36.777	56.910	18.739	21.769	16.402	110.012	106.520
9	15:13:34.761	57.984	19.045	22.329	16.610	108.941	106.520
10	15:14:32.259	57.498	18.952	21.991	16.555	109.474	105.184

Lap	Time of Day	Lap Tm	S1	S2	S3	S3Spd	SFSpd
(134) Kenneth THIRLWALL							
1	15:06:00.111			23.025	17.753	109.653	101.371
2	15:06:58.405	58.294	19.493	22.276	16.525	113.357	106.351
3	15:07:56.232	57.827	19.121	22.096	16.610	112.033	105.349
4	15:08:53.765	57.533	19.075	21.917	16.541	112.408	105.020

Lap	Time of Day	Lap Tm	S1	S2	S3	S3Spd	SFSpd
5	15:09:51.054	57.289	18.922	21.867	16.500	112.408	104.856
6	15:10:48.940	57.886	19.054	21.967	16.865	112.408	104.204
7	15:11:46.718	57.778	19.371	21.888	16.519	112.220	105.020
8	15:12:44.167	57.449	18.918	22.010	16.521	112.786	105.184
9	15:13:41.714	57.547	19.059	21.926	16.562	111.846	104.692
10	15:14:39.190	57.476	18.937	21.962	16.577	111.105	104.529

Lap	Time of Day	Lap Tm	S1	S2	S3	S3Spd	SFSpd
(68) Scott ROBERTSON							
1	15:06:00.024			23.109	17.687	105.515	97.967
2	15:06:59.158	59.134	19.633	22.741	16.760	106.859	100.460
3	15:07:57.334	58.176	19.002	22.283	16.891	107.890	101.371
4	15:08:55.120	57.786			16.665	108.941	100.011
5	15:09:52.389	57.269			16.497	108.413	101.524
6	15:10:49.956	57.567	18.845	22.167	16.555	108.764	101.524
7	15:11:47.295	57.339			16.595	108.238	99.863
8	15:12:44.727	57.432			16.556	108.238	100.762
9	15:13:42.183	57.456			16.815	108.764	101.987
10	15:14:39.688	57.505			16.832	107.717	101.066

Lap	Time of Day	Lap Tm	S1	S2	S3	S3Spd	SFSpd
(21) Grant REID							
1	15:05:59.381			23.088	17.192	108.588	101.987
2	15:06:58.259	58.878	19.410	22.653	16.815	109.474	102.768
3	15:07:56.937	58.678	19.575	22.318	16.785	111.105	103.721
4	15:08:54.763	57.826	19.045	22.205	16.576	111.474	103.084
5	15:09:52.090	57.327	18.856	22.008	16.463	111.105	103.882
6	15:10:50.341	58.251	18.961	22.039	17.251	111.290	104.043
7	15:11:48.060	57.719	19.194	22.000	16.525	110.922	104.204
8	15:12:45.410	57.350			16.551	112.408	104.529
9	15:13:42.739	57.329			16.391	111.660	104.043
10	15:14:39.761	57.022			16.312	111.290	104.204

Lap	Time of Day	Lap Tm	S1	S2	S3	S3Spd	SFSpd
(66) Kevin WATRET							
1	15:05:59.982			23.074	17.288	110.374	103.242
2	15:06:59.966	59.984	20.130	22.986	16.868	112.976	104.856
3	15:07:58.505	58.539	19.489	22.557	16.493	112.408	104.366
4	15:08:57.373	58.868	19.494	22.706	16.668	112.408	104.204
5	15:09:56.786	59.413	19.571	22.834	17.008	111.105	103.402
6	15:10:55.939	59.153	19.596	22.739	16.818	111.660	103.242
7	15:11:55.626	59.687	19.550	23.027	17.110	110.739	103.721
8	15:12:55.092	59.466	19.800	22.845	16.821	111.846	103.721
9	15:13:53.690	58.598	19.389	22.383	16.826	111.660	103.084
10	15:14:52.269	58.579	19.391	22.617	16.571	112.033	103.721

Lap	Time of Day	Lap Tm	S1	S2	S3	S3Spd	SFSpd
(79) Ashley ROBSON							
1	15:06:02.139			24.110	17.194	103.084	100.011
2	15:07:01.634	59.495	19.299	23.143	17.053	106.015	100.460
3	15:08:01.385	59.751	19.441	23.419	16.891	106.015	99.714
4	15:09:00.515	59.130	19.483	22.947	16.700	107.372	101.218
5	15:09:59.665	59.150	19.043	22.297	17.810	107.372	98.688
6	15:10:58.248	58.583	19.448	22.548	16.587	106.520	100.914
7	15:11:57.054	58.806	19.388	22.390	17.028	106.351	100.310
8	15:12:55.596	58.542	19.				

KMSC National Motorcycle Racing


KMSC Lightweights

Race 30 - 3rd Race

Race (10 Laps) started at 15:04:56

Knockhill 1.267 miles

04/09/2016 15:00



Lap	Time of Day	Lap Tm	S1	S2	S3	S3Spd	SFSpd
(2) Robert WOODWARD							
1	15:06:00.835			23.554	17.018	106.859	101.678
2	15:07:01.153	1:00.318	20.102	23.140	17.076	107.544	101.524
3	15:08:00.755	59.602	19.756	22.814	17.032	106.689	100.611
4	15:09:00.633	59.878	19.908	22.946	17.024	106.183	100.310
5	15:10:00.332	59.699	20.022	22.659	17.018	106.520	101.371
6	15:11:00.341	1:00.009	19.995	22.818	17.196	106.183	100.611
7	15:12:00.668	1:00.327	19.846	23.230	17.251	105.349	100.762
8	15:13:00.941	1:00.273	20.402	22.857	17.014	105.681	100.460
9	15:14:00.514	59.573	19.906	22.709	16.958	105.515	100.310

Lap	Time of Day	Lap Tm	S1	S2	S3	S3Spd	SFSpd
(118) Rod WALKER							
1	15:06:05.958			24.811	18.005	101.218	96.419
2	15:07:07.952	1:01.994	20.777	23.553	17.664	104.366	96.976
3	15:08:08.388	1:00.436	20.089	22.915	17.432	105.184	98.398
4	15:09:10.405	1:02.017	20.726	23.754	17.537	103.402	96.419
5	15:10:12.001	1:01.596	20.268	22.982	18.346	101.218	95.595
6	15:11:13.624	1:01.623	20.727	23.321	17.575	101.678	95.053
7	15:12:15.009	1:01.385	20.454	23.444	17.487	104.204	95.595
8	15:13:16.731	1:01.722			17.780	104.366	95.595
9	15:14:18.739	1:02.008		23.629	17.779	100.611	95.053

Lap	Time of Day	Lap Tm	S1	S2	S3	S3Spd	SFSpd
(14) Scott GORDON							
1	15:06:01.169			23.433	17.213	106.183	98.979
2	15:07:01.903	1:00.734	19.822	23.635	17.277	103.882	98.833
3	15:08:01.933	1:00.030	19.623	23.214	17.193	104.529	98.254
4	15:09:01.189	59.256	19.502	22.710	17.044	105.515	97.967
5	15:10:01.062	59.873	19.732	22.919	17.222	104.366	98.111
6	15:11:00.806	59.744	19.537	23.093	17.114	103.561	98.543
7	15:12:01.123	1:00.317	19.719	23.244	17.354	103.561	97.824
8	15:13:03.487	1:02.364	21.071	24.038	17.255	102.926	96.976
9	15:14:04.272	1:00.785	20.277	23.278	17.230	103.242	97.117

Lap	Time of Day	Lap Tm	S1	S2	S3	S3Spd	SFSpd
(74) Christine WATSON							
1	15:06:04.893			24.568	17.870	102.768	96.281
2	15:07:07.204	1:02.311	20.648	23.916	17.747	103.561	96.005
3	15:08:08.921	1:01.717	20.257	23.762	17.698	103.402	96.143
4	15:09:11.354	1:02.433	20.452	23.889	18.092	103.084	95.731
5	15:10:13.304	1:01.950	20.636	23.754	17.560	102.454	95.188
6	15:11:15.052	1:01.748	20.571	23.627	17.550	101.066	95.053
7	15:12:16.333	1:01.281	20.108	23.613	17.560	101.678	95.323
8	15:13:17.388	1:01.055	20.019	23.498	17.538	102.298	95.188
9	15:14:19.169	1:01.781			17.719	101.987	94.785

Lap	Time of Day	Lap Tm	S1	S2	S3	S3Spd	SFSpd
(900) Dean CRAWFORD							
1	15:06:02.638			23.988	17.649	106.689	101.218
2	15:07:02.889	1:00.251	19.882	22.672	17.697	109.118	101.066
3	15:08:04.963	1:00.074	19.695	22.682	17.697	108.413	100.762
4	15:09:02.140	59.177	19.698	22.329	17.150	109.296	101.218
5	15:10:01.895	59.755	19.758	22.480	17.517	108.588	100.460
6	15:11:01.711	59.816	19.638	22.619	17.559	108.413	101.066
7	15:12:01.651	59.940			17.458	108.764	101.371
8	15:13:03.846	1:02.195		24.265	17.240	107.890	101.524
9	15:14:04.435	1:00.589	20.050	23.263	17.276	107.372	99.272

Lap	Time of Day	Lap Tm	S1	S2	S3	S3Spd	SFSpd
(3) Iain ROBERTSON							
1	15:06:03.835			24.568	18.010	109.474	103.242
2	15:07:06.019	1:02.184	21.070	23.799	17.315	111.290	103.242
3	15:08:07.456	1:01.437	20.605	23.560	17.272	109.474	102.298
4	15:09:10.535	1:03.079	21.457	23.937	17.685	108.238	101.987
5	15:10:12.671	1:02.136	21.116	23.764	17.256	109.474	102.142
6	15:11:15.353	1:02.682	21.549	23.542	17.591	108.413	103.084
7	15:12:16.818	1:01.465	20.578	23.756	17.131	110.012	101.832
8	15:13:17.883	1:01.065	20.442	23.558	17.065	110.012	102.298
9	15:14:19.331	1:01.448	20.651	23.224	17.573	110.739	100.762

Lap	Time of Day	Lap Tm	S1	S2	S3	S3Spd	SFSpd
(25) Jim PURVIS							
1	15:06:04.198			24.111	18.042	107.030	100.161
2	15:07:05.086	1:00.888	20.329	23.215	17.344	107.372	99.125
3	15:08:04.862	59.776	19.790	22.789	17.197	107.030	100.011
4	15:09:04.795	59.933	19.644	23.035	17.254	106.520	99.125
5	15:10:04.710	59.915	19.737	23.051	17.127	107.030	99.714
6	15:11:04.525	59.815	19.853	22.776	17.186	108.064	99.566
7	15:12:05.617	1:01.092	19.623	23.001	18.468	104.529	99.419
8	15:13:05.885	1:00.268	19.747	22.981	17.540	100.611	99.272
9	15:14:05.478	59.593	19.555	22.998	17.040	106.520	99.419

Lap	Time of Day	Lap Tm	S1	S2	S3	S3Spd	SFSpd
(29) Eric UTTERSON							
1	15:06:05.260			24.432	18.107	108.064	101.371
2	15:07:08.549	1:03.289	21.280	24.251	17.758	107.030	101.678
3	15:08:10.916	1:02.367	20.946	23.539	17.882	107.201	101.678
4	15:09:14.047	1:03.131	21.106	23.992	18.033	106.183	100.161
5	15:10:16.650	1:02.603	21.128	23.599	17.876	106.689	100.762
6	15:11:18.764	1:02.114	20.890	23.610	17.614	106.520	101.524
7	15:12:21.231	1:02.467	20.610	23.914	17.943	106.859	99.863
8	15:13:23.760	1:02.529			17.980	107.201	101.371
9	15:14:26.057	1:02.297		23.682	17.731	105.681	99.863

Lap	Time of Day	Lap Tm	S1	S2	S3	S3Spd	SFSpd
(800) Gordon CLARK							
1	15:06:04.523			24.253	18.522	106.351	99.863
2	15:07:06.457	1:01.934	20.556	23.794	17.584	109.653	101.371
3	15:08:07.930	1:01.473	20.420	23.419	17.634	108.238	101.066
4	15:09:07.990	1:00.060	20.570	22.413	17.077	108.941	100.762
5	15:10:07.172	59.182	19.637	22.393	17.152	109.118	101.678
6	15:11:07.054	59.882	19.805	23.103	16.974	109.296	101.066
7	15:12:07.314	1:00.260			17.814	109.832	101.524
8	15:13:07.357	1:00.043		22.734	17.966	104.366	101.066
9	15:14:06.583	59.226	19.477	22.458	17.291	110.012	100.914

Lap	Time of Day	Lap Tm	S1	S2	S3	S3Spd	SFSpd
(12) Jordan GILL							
1	15:06:06.243			24.925	19.024	94.518	88.416
2	15:07:10.739	1:04.496	21.327	24.162	19.007	94.120	87.040
3	15:08:15.161	1:04.422	21.216	23.755	19.451	92.435	84.518
4	15:09:19.902	1:04.741	21.827	24.140	18.774	91.427	85.487
5	15:10:23.953	1:04.051	20.987	24.161	18.903	90.686	85.925
6	15:11:27.629	1:03.676	20.767	24.208	18.701	90.932	86.257
7	15:12:31.269	1:03.640	20.792	24.043	18.805	92.947	86.368
8	15:13:35.208	1:03.939	20.988	24.140	18.811	91.802	85.379
9	15:14:39.082	1:03.874	20.756	24.313	18.805	91.427	85.270

Lap	Time of Day	Lap Tm	S1	S2	S3	S3Spd	SFSpd
(13) Andrew BARTON							
1	15:06:06.522			24.538	18.305	106.520	101.678
2	15:07:09.521	1:02.999	21.208	23.622	18.169	107.030	101.524
3	15:08:10.516	1:00.995	20.651	23.070	17.274	110.374	103.242
4	15:09:10.746	1:00.230	20.099	22.656	17.475	110.374	104.856
5	15:10:11.225	1:00.479	20.465	22.669	17.345	110.739	102.454
6	15:11:11.327	1:00.102	20.088	22.666	17.348	108.588	103.561
7	15:12:11.251	59.924	19.985	22.747	17.192	108.064	103.402
8	15:13:11.520	1:00.269	19.896	23.044	17.329	108.413	103.402
9	15:14:13.185	1:01.665	20.330	23.612	17.723	108.764	98.111

Lap	Time of Day	Lap Tm	S1	S2	S3	S3Spd	SFSpd
(162) Patrick POLLARD							
1	15:06:06.519			24.836	18.374	101.371	95.459
2	15:07:10.898	1:04.379	22.009	24.074	18.296	104.204	94.385
3	15:08:15.581	1:04.683	21.470	24.003	19.210	103.402	91.552
4	15:09:20.348	1:04.767	21.885	24.236	18.646	99.125	93.988
5	15:10:25.295						

KMSC National Motorcycle Racing

KMSC Lightweights

Knockhill 1.267 miles

Race 30 - 3rd Race

04/09/2016 15:00

Race (10 Laps) started at 15:04:56



Lap	Time of Day	Lap Tm	S1	S2	S3	S3Spd	SFSpd	Lap	Time of Day	Lap Tm	S1	S2	S3	S3Spd	SFSpd
(34) Charles MORRISON															
1	15:06:11.483			27.152	20.031	88.884	85.487								
2	15:07:20.512	1:09.029	22.879	26.044	20.106	90.564	85.054								
3	15:08:30.111	1:09.599	22.811	26.366	20.422	89.836	84.625								
4	15:09:39.505	1:09.394	22.482	26.967	19.945	90.442	83.989								
5	15:10:49.891	1:10.386	23.625	26.981	19.780	92.308	85.706								
6	15:11:58.858	1:08.967	22.606	26.257	20.104	90.564	83.467								
7	15:13:08.804	1:09.946	23.213	26.640	20.093	93.205	84.732								
8	15:14:19.305	1:10.501	22.579	26.550	21.372	92.308	83.260								
(39) Stuart HAMILTON															
1	15:06:02.920			24.024	17.448	106.520	103.721								
2	15:07:09.966	1:07.046	19.882	24.123	23.041	100.611	25.200								

Clerk of the Course :

Sig : Time :

Chief Timekeeper : Ian Sharp (SMART Timing)

Results available at www.mylaps.com and www.smart-timing.co.uk

Printed: 05/09/2016 13:14:53

Orbits



KMSC National Motorcycle Racing

Lapchart

KMSC Lightweights

Knockhill 1.267 miles

Race 30 - 3rd Race

04/09/2016 15:00

Race (10 Laps) started at 15:04:56

Competitors	Laps									
	1	2	3	4	5	6	7	8	9	10
Lewis PATERSON (11)	11	49	49	49	49	49	49	49	49	49
Paul McCLUNG (49)	49	119	119	119	119	119	119	119	119	119
Kristopher DUNCAN (119)	119	11	11	155	155	155	155	155	155	155
Scott CAMPBELL (155)	155	155	155	11	11	11	11	11	11	11
Alan GIBSON (4)	4	4	4	4	4	4	4	4	4	4
Grant REID (21)	21	21	134	134	134	134	134	134	134	134
Kevin WATRET (66)	66	134	21	21	21	68	68	68	68	68
Scott ROBERTSON (68)	68	68	68	68	68	21	21	21	21	21
Kenneth THIRLWALL (134)	134	66	66	66	66	66	66	66	66	66
Gerry KEIRNAN (16)	16	16	16	16	16	79	79	79	79	79
Robert WOODWARD (2)	2	2	2	79	79	16	16	16	16	16
Scott GORDON (14)	14	79	79	2	2	2	2	2	2	2
Ashley ROBSON (79)	79	14	14	14	14	14	14	14	14	14
Dean CRAWFORD (900)	900	900	900	900	900	900	900	900	900	900
Stuart HAMILTON (39)	39	25	25	25	25	25	25	25	25	25
Iain ROBERTSON (3)	3	3	3	800	800	800	800	800	800	800
Jim PURVIS (25)	25	800	800	118	13	13	13	13	13	13
Gordon CLARK (800)	800	74	118	3	118	118	118	118	118	118
Christine WATSON (74)	74	118	74	13	3	74	74	74	74	74
Eric UTTERSON (29)	29	29	13	74	74	3	3	3	3	3
Rod WALKER (118)	118	13	29	29	29	29	29	29	29	29
Jordan GILL (12)	12	39	12	12	12	12	12	12	12	12
Patrick POLLARD (162)	162	12	162	162	162	162	162	162	162	162
Andrew BARTON (13)	13	162	34	34	34	34	34	34	34	34
Charles MORRISON (34)	34	34								
-	26									
-	27									
-	28									
-	29									

Clerk of the Course :

Sig : Time :

Chief Timekeeper : Ian Sharp (SMART Timing)

Results available at www.mylaps.com and www.smart-timing.co.uk

Printed: 05/09/2016 13:15:13

Orbits



Race Results

KMSC National Motorcycle Racing

Sorted on Laps

KMSC Pre-Injection 600

Knockhill 1.267 miles

Race 31 - 3rd Race

04/09/2016 15:15

Race (10 Laps) started at 15:19:21

Pos	No.	Name	Make/Model	CC	Class	Laps	Total Tm	Diff	Best Tm	In Lap	Avg. Speed
1	48	David McCAFFERTY	Yamaha	R6 600	Pl6	10	9:09.663		54.489	9	82.980
2	91	Lewis SHAND	Yamaha	R6 600	Pl6	10	9:10.859	1.196	54.375	8	82.800
3	15	Jon DICKIE	Yamaha	R6 600	Pl6	10	9:16.788	7.125	54.938	6	81.918
4	89	Alex BASS	Yamaha	R6 600	Pl6	10	9:19.477	9.814	55.078	2	81.524
5	41	Kieran MURRAY	Kawasaki	ZX6 600	Pl6	10	9:28.850	19.187	55.700	3	80.181
6	22	William MASON	Kawasaki	ZX6R 600	Pl6	10	9:33.851	24.188	56.592	3	79.482
7	6	James WILKEN	Yamaha	R6 600	Pl6	10	9:36.106	26.443	56.462	3	79.171
8	11	Ross WATTS	Yamaha	YZF R6 600	Pl6	10	9:47.356	37.693	57.729	6	77.655
9	60	Douglas BROWN	Yamaha	R6 600	Pl6	10	9:48.071	38.408	57.521	3	77.560
10	73	Fraser CAMERON	Yamaha	R6 600	Pl6	10	10:03.195	53.532	58.869	2	75.616
11	45	Gerry SULLIVAN	Kawasaki	ZX6R 600	Pl6	9	9:17.656	1 Lap	1:00.487	2	73.611
12	196	Martin MacLENNAN	Honda	CBR 600	Pl6	9	10:10.872	1 Lap	1:06.485	5	67.199

Not classified

DNF	26	Alan McGREGOR	Yamaha	R6	Pl6			DNF		0	-
DNS	79	Jimmy ROTHERY	Yamaha	R6 600	Pl6			DNS		0	-
DNS	32	Ross RADLEY	Suzuki	GSXR750	Pl6			DNS		0	-

Margin of Victory	Avg. Speed	Best Lap Tm	Best Speed	Best Lap by
1.196	82.980	54.375	83.882	91 - Lewis SHAND

Clerk of the Course :

Orbits

Sig :

Time :

Chief Timekeeper : Ian Sharp (SMART Timing)

Results available at www.mylaps.com and www.smart-timing.co.uk

Printed: 05/09/2016 13:28:41



KMSC National Motorcycle Racing

KMSC Pre-Injection 600

Knockhill 1.267 miles

Race 31 - 3rd Race

04/09/2016 15:15

Race (10 Laps) started at 15:19:21

Lap	Time of Day	Lap Tm	S1	S2	S3	S3Spd	SFSpd
(48) David McCAFFERTY							
1	15:20:18.914			21.200	15.802	119.409	110.922
2	15:21:13.682	54.768	18.043	21.020	15.705	119.835	111.105
3	15:22:08.192	54.510	17.902	21.119	15.489	120.049	112.033
4	15:23:02.894	54.702	18.013	21.172	15.517	119.835	111.474
5	15:23:57.708	54.814	17.945	21.175	15.694	120.049	111.660
6	15:24:52.459	54.751	18.059	21.037	15.655	120.697	111.290
7	15:25:47.187	54.728	17.959	21.141	15.628	120.480	112.033
8	15:26:41.799	54.612			15.653	120.480	111.474
9	15:27:36.288	54.489	20.993		15.595	120.480	111.474
10	15:28:31.161	54.873			15.741	120.697	112.408

Lap	Time of Day	Lap Tm	S1	S2	S3	S3Spd	SFSpd
(91) Lewis SHAND							
1	15:20:19.216				15.712	117.116	111.290
2	15:21:14.563	55.347	18.388	21.341	15.618	116.912	111.660
3	15:22:09.647	55.084	18.261	21.334	15.489	117.733	112.033
4	15:23:04.145	54.498			15.530	118.775	111.846
5	15:23:59.020	54.875			15.667	117.733	111.846
6	15:24:53.684	54.664			15.651	119.621	112.033
7	15:25:48.299	54.615			15.557	118.565	111.660
8	15:26:42.674	54.375			15.535	118.356	112.597
9	15:27:37.224	54.550			15.608	118.985	112.033
10	15:28:32.357	55.133	18.447	20.971	15.715	118.565	111.105

Lap	Time of Day	Lap Tm	S1	S2	S3	S3Spd	SFSpd
(15) Jon DICKIE							
1	15:20:21.115			21.397	15.687	118.565	113.166
2	15:21:16.154	55.039			15.922	121.572	113.549
3	15:22:11.324	55.170			15.799	120.265	112.786
4	15:23:06.971	55.647			16.072	118.565	113.166
5	15:24:02.669	55.698	18.365	21.174	16.159	116.709	111.846
6	15:24:57.607	54.938			15.795	119.621	111.290
7	15:25:52.782	55.175			15.945	118.565	111.290
8	15:26:48.051	55.269	18.087	21.328	15.854	118.775	111.105
9	15:27:43.108	55.057			15.892	118.356	110.922
10	15:28:38.286	55.178		21.488	15.726	118.565	112.033

Lap	Time of Day	Lap Tm	S1	S2	S3	S3Spd	SFSpd
(89) Alex BASS							
1	15:20:20.667			21.304	15.748	120.480	114.323
2	15:21:15.745	55.078			15.729	120.915	114.714
3	15:22:10.918	55.173	18.250	21.168	15.755	120.915	114.323
4	15:23:06.736	55.818	18.430	21.703	15.685	120.480	113.549
5	15:24:02.971	56.235	18.792	21.620	15.823	120.697	113.549
6	15:24:58.667	55.696	18.450	21.414	15.832	121.352	112.786
7	15:25:54.257	55.590			15.892	121.133	112.597
8	15:26:49.671	55.414			15.836	120.915	113.357
9	15:27:45.225	55.554	18.365	21.459	15.730	120.697	112.597
10	15:28:40.975	55.750	18.458	21.330	15.962	121.572	113.357

Lap	Time of Day	Lap Tm	S1	S2	S3	S3Spd	SFSpd
(41) Kieran MURRAY							
1	15:20:21.708			21.625	16.299	117.940	110.922
2	15:21:18.011	56.303	18.363	21.536	16.404	119.196	112.220
3	15:22:13.711	55.700	18.443	21.178	16.079	118.565	112.408
4	15:23:10.145	56.434	18.738	21.287	16.409	119.835	111.290
5	15:24:06.875	56.730	18.692	21.466	16.572	117.940	110.556
6	15:25:03.318	56.443	18.671	21.499	16.273	118.147	110.739
7	15:26:00.065	56.747	18.895	21.589	16.263	117.940	110.922
8	15:26:56.437	56.372	18.606	21.378	16.388	118.147	111.474
9	15:27:53.447	57.010	18.643	22.129	16.238	117.321	111.474
10	15:28:50.348	56.901	18.838	21.689	16.374	118.147	110.556

Lap	Time of Day	Lap Tm	S1	S2	S3	S3Spd	SFSpd
(22) William MASON							
1	15:20:22.532			21.787	16.444	114.518	108.413
2	15:21:19.635	57.103	18.975	21.679	16.449	115.903	108.764
3	15:22:16.227	56.592	18.580	21.716	16.296	114.714	108.064
4	15:23:13.505	57.278	19.111	21.731	16.436	116.506	108.588

Lap	Time of Day	Lap Tm	S1	S2	S3	S3Spd	SFSpd
5	15:24:10.639	57.134	18.830	21.776	16.528	115.903	107.544
6	15:25:07.545	56.906			16.510	116.506	108.238
7	15:26:04.503	56.958		21.843	16.253	114.910	107.372
8	15:27:01.220	56.717	18.823	21.578	16.316	115.504	108.413
9	15:27:57.985	56.765	18.694	21.741	16.330	115.107	108.064
10	15:28:55.349	57.364	18.988	21.880	16.496	115.703	106.689

Lap	Time of Day	Lap Tm	S1	S2	S3	S3Spd	SFSpd
(6) James WILKEN							
1	15:20:22.715			21.663	16.096	117.733	111.846
2	15:21:19.782	57.067	19.158	21.623	16.286	118.356	110.556
3	15:22:16.244	56.462	18.918	21.339	16.205	119.409	112.220
4	15:23:12.947	56.703	18.852	21.547	16.304	117.321	109.653
5	15:24:09.874	56.927	19.140	21.543	16.244	117.321	110.556
6	15:25:07.664	57.790	19.098	21.746	16.946	116.912	105.020
7	15:26:05.137	57.473	19.439	21.617	16.417	116.103	110.374
8	15:27:02.680	57.543	19.195	21.744	16.604	118.565	109.832
9	15:27:59.805	57.125	18.922	21.608	16.595	118.147	109.653
10	15:28:57.604	57.799	19.234	21.893	16.672	116.506	109.653

Lap	Time of Day	Lap Tm	S1	S2	S3	S3Spd	SFSpd
(11) Ross WATTS							
1	15:20:24.371			22.183	16.838	115.305	107.372
2	15:21:22.505	58.134	19.403	22.102	16.629	114.323	106.351
3	15:22:20.944	58.439	19.452	22.368	16.619	113.549	108.238
4	15:23:19.259	58.315	19.297	22.178	16.840	112.408	107.201
5	15:24:17.658	58.399	19.170	22.516	16.713	111.474	106.689
6	15:25:15.387	57.729	19.200	21.970	16.559	112.597	107.030
7	15:26:13.665	58.278	19.661	22.069	16.548	114.518	107.717
8	15:27:11.992	58.327	19.379	22.309	16.639	113.357	108.941
9	15:28:10.915	58.923	19.443	22.394	17.086	111.846	107.201
10	15:29:08.854	57.939	19.309	22.389	16.241	113.166	108.064

Lap	Time of Day	Lap Tm	S1	S2	S3	S3Spd	SFSpd
(60) Douglas BROWN							
1	15:20:23.409			22.154	16.488	114.323	108.588
2	15:21:21.193	57.784	19.095	21.665	17.024	115.703	105.681
3	15:22:18.714	57.521	19.154	21.780	16.587	114.714	108.588
4	15:23:16.932	58.218	19.328	22.243	16.647	113.935	107.201
5	15:24:15.719	58.787	19.539	22.302	16.946	111.660	107.890
6	15:25:13.752	58.033	19.370	21.963	16.700	112.220	107.544
7	15:26:12.207	58.455	19.398	22.272	16.785	112.408	105.184
8	15:27:11.695	59.488	19.527	23.038	16.923	111.474	106.520
9	15:28:10.639	58.944	19.395	22.562	16.987	111.105	108.941
10	15:29:09.569	58.930	19.387	22.915	16.628	115.305	97.117

Lap	Time of Day	Lap Tm	S1	S2	S3	S3Spd	SFSpd
(73) Fraser CAMERON							
1	15:20:25.560			22.614	16.943	117.116	112.220
2	15:21:24.429	58.869	19.720	22.382	16.767	115.903	111.846
3	15:22:23.712	59.283	19.785	22.542	16.956	115.504	110.739
4	15:23:23.320	59.608	20.026	22.724	16.858	116.912	111.105
5	15:24:23.225	59.905	20.134	22.736	17.035	116.506	110.739
6	15:25:23.213	59.988	20.158	22.805	17.025	115.703	109.474
7	15:26:23.482	1:00.269	20.399	22.824	17.046	115.703	110.012
8	15:27:23.892	1:00.410	20.355	22.799	17.256	114.129	109.296
9	15:28:23.898	1					

KMSC National Motorcycle Racing

KMSC Pre-Injection 600

Knockhill 1.267 miles

Race 31 - 3rd Race

04/09/2016 15:15

Race (10 Laps) started at 15:19:21

Lap	Time of Day	Lap Tm	S1	S2	S3	S3Spd	SFSpd	Lap	Time of Day	Lap Tm	S1	S2	S3	S3Spd	SFSpd
(196) Martin MacLENNAN															
1	15:20:32.751			25.096	19.606	102.454	93.205								
2	15:21:39.312	1:06.561	21.514	25.701	19.346	103.084	92.054								
3	15:22:46.236	1:06.924	21.686	25.827	19.411	99.419	94.651								
4	15:23:54.772	1:08.536	21.856	26.350	20.330	96.697	90.564								
5	15:25:01.257	1:06.485	21.994	25.251	19.240	101.066	92.562								
6	15:26:08.613	1:07.356	21.932	25.708	19.716	101.218	85.815								
7	15:27:16.972	1:08.359			20.138	100.161	87.722								
8	15:28:24.832	1:07.860		25.751	19.913	100.460	90.320								
9	15:29:32.370	1:07.538	21.992	25.907	19.639	94.252	90.686								

Clerk of the Course :

Sig : Time :

Chief Timekeeper : Ian Sharp (SMART Timing)

Results available at www.mylaps.com and www.smart-timing.co.uk

Printed: 05/09/2016 13:29:00

Orbits



KMSC National Motorcycle Racing

Lapchart

KMSC Pre-Injection 600

Knockhill 1.267 miles

Race 31 - 3rd Race

04/09/2016 15:15

Race (10 Laps) started at 15:19:21

Competitors	Laps										
	1	2	3	4	5	6	7	8	9	10	
David McCafferty (48)	1	48	48	48	48	48	48	48	48	48	48
Lewis Shand (91)	2	91	91	91	91	91	91	91	91	91	91
Alex Bass (89)	3	89	89	89	89	15	15	15	15	15	15
Jon Dickie (15)	4	15	15	15	15	89	89	89	89	89	89
Kieran Murray (41)	5	41	41	41	41	41	41	41	41	41	41
William Mason (22)	6	22	22	22	6	6	22	22	22	22	22
James Wilken (6)	7	6	6	6	22	22	6	6	6	6	6
Douglas Brown (60)	8	60	60	60	60	60	60	60	60	60	11
Ross Watts (11)	9	11	11	11	11	11	11	11	11	11	60
Fraser Cameron (73)	10	73	73	73	73	73	73	73	73	73	73
Gerry Sullivan (45)	11	45	45	45	45	45	45	45	45	45	
Martin MacLennan (196)	12	196	196	196	196	196	196	196	196	196	
-	13										
-	14										
-	15										

Clerk of the Course :

Sig : Time :

Chief Timekeeper : Ian Sharp (SMART Timing)

Results available at www.mylaps.com and www.smart-timing.co.uk

Printed: 05/09/2016 13:29:20

Orbits



Race Results

KMSC National Motorcycle Racing

Sorted on Laps

KMSC Superstock 600

Knockhill 1.267 miles

Race 32 - 3rd Race

04/09/2016 15:30

Race (10 Laps) started at 15:34:05

Pos	No.	Name	Make/Model	CC	Class	Laps	Total Tm	Diff	Best Tm	In Lap	Avg. Speed
1	8	Lewis ROLLO	Kawasaki	ZXR 600	S6	10	8:43.370		51.672	5	87.149
2	81	Ryan WATSON	Yamaha	R6 600	S6	10	8:43.466	0.096	51.672	7	87.133
3	45	Ewan GRAY	Kawasaki	ZX6R 600	S6	10	8:48.811	5.441	51.882	5	86.252
4	99	Callum GRIGOR	Kawasaki	ZX6R 600	S6	10	8:53.517	10.147	52.321	3	85.491
5	64	Sam MUNRO	Kawasaki	ZX6R 600	S6	10	9:03.478	20.108	53.548	8	83.924
6	11	Patrick FORMAN	Kawasaki	ZX6R 600	S6	10	9:10.346	26.976	54.362	2	82.877
7	21	Mike SWANSON	Yamaha	R6 600	S6	10	9:14.897	31.527	54.642	2	82.197
8	27	Andy DONALD	Kawasaki		S6	10	9:25.887	42.517	55.879	3	80.601
9	12	Graeme KERR	Suzuki	GSXR 600	S6	10	9:33.789	50.419	56.700	6	79.491
10	87	Steven ALLISON	Kawasaki	ZX6R 600	S6	10	9:34.914	51.544	56.655	10	79.335
11	89	David MUNRO	Yamaha	R6 600	S6	10	9:35.075	51.705	56.806	6	79.313
12	35	Kevin GILES	Kawasaki	ZX6R 600	S6	10	9:35.443	52.073	56.536	3	79.262
13	184	Ryan GIBSON	Yamaha	R6 600	S6	10	9:38.463	55.093	56.945	5	78.848
14	17	Roddy MacLEOD	Suzuki	GSXR 600 K7	S6	10	9:44.557	1:01.187	57.031	3	78.026
15	58	Barry STEWART	Yamaha	R6 600	S6	9	8:55.052	1 Lap	57.877	2	76.721
16	7	Titus MacINTOSH	Kawasaki	ZX6R	S6	9	8:57.147	1 Lap	58.646	2	76.422
17	54	Ross KIRTON	Yamaha	R6 600	S6	9	9:22.255	1 Lap	1:01.394	8	73.009

Not classified

DNS	31	Torquil PATERSON	Yamaha	R6 600	S6			DNS		0	-
DNS	84	Kyle HARPER	Kawasaki	ZX6R 600	S6			DNS		0	-
DNS	75	Charlie BUNYAN	Yamaha	R6 600	S6			DNS		0	-
DNS	28	Paul BOWERBANK	Yamaha	R6 600	S6			DNS		0	-
DNS	85	Keith DICKIE	Triumph	Daytona 675	S6			DNS		0	-
DNS	79	Ashley ROBSON	Kawasaki	ZX6R 600	S6			DNS		0	-
DNS	72	Peter DUNCAN	Triumph	675R	S6			DNS		0	-
DNS	855	Graeme CHARNLEY	Yamaha	R6 600	S6			DNS		0	-

Margin of Victory	Avg. Speed	Best Lap Tm	Best Speed	Best Lap by
0.096	87.149	51.672	88.270	8 - Lewis ROLLO

Clerk of the Course :

Orbits

Sig :

Time :

Chief Timekeeper : Ian Sharp (SMART Timing)

Results available at www.mylaps.com and www.smart-timing.co.uk

Printed: 05/09/2016 17:18:50



KMSC National Motorcycle Racing

KMSC Superstock 600

Knockhill 1.267 miles

Race 32 - 3rd Race

04/09/2016 15:30

Race (10 Laps) started at 15:34:05

Lap	Time of Day	Lap Tm	S1	S2	S3	S3Spd	SFSpd
(8) Lewis ROLLO							
1	15:35:01.341			20.046	15.409	124.735	118.775
2	15:35:53.655	52.314	17.215	20.089	15.010	126.380	119.196
3	15:36:45.686	52.031	17.091	19.910	15.030	126.618	118.985
4	15:37:37.555	51.869	17.133	19.817	14.919	127.824	119.621
5	15:38:29.227	51.672	17.029	19.745	14.898	128.313	118.565
6	15:39:21.089	51.862	17.271	19.688	14.903	126.380	118.565
7	15:40:13.086	51.997	17.461	19.696	14.840	126.857	118.356
8	15:41:05.324	52.238	17.397	19.884	14.957	129.053	118.985
9	15:41:57.423	52.099	17.153	20.089	14.857	126.618	118.985
10	15:42:49.259	51.836	17.062	19.816	14.958	126.142	118.985

Lap	Time of Day	Lap Tm	S1	S2	S3	S3Spd	SFSpd
(81) Ryan WATSON							
1	15:35:00.950			19.955	15.003	128.313	121.792
2	15:35:53.228	52.278	17.394	20.025	14.859	128.805	122.014
3	15:36:45.212	51.984	17.148	19.954	14.882	127.581	122.683
4	15:37:37.114	51.902	17.281	19.876	14.745	128.559	122.459
5	15:38:29.700	52.586	17.219	19.797	15.570	129.551	120.480
6	15:39:21.458	51.758	17.292	19.660	14.806	130.053	122.683
7	15:40:13.130	51.672	17.286	19.556	14.830	130.053	123.815
8	15:41:05.348	52.218	17.185	19.880	15.153	128.559	123.133
9	15:41:57.526	52.178	17.312	20.156	14.710	131.326	122.908
10	15:42:49.355	51.829	17.165	19.588	15.076	130.306	120.480

Lap	Time of Day	Lap Tm	S1	S2	S3	S3Spd	SFSpd
(45) Ewan GRAY							
1	15:35:01.743			20.487	15.105	124.968	117.526
2	15:35:54.288	52.545	17.236	19.890	15.419	126.618	114.910
3	15:36:46.176	51.888	17.187	19.793	14.908	125.670	118.356
4	15:37:38.083	51.907	17.087	19.923	14.897	124.968	119.409
5	15:38:29.965	51.882	17.103	19.846	14.933	126.618	116.709
6	15:39:21.940	51.975	17.193	19.876	14.906	126.618	118.356
7	15:40:15.180	53.240	17.695	20.312	15.233	121.133	116.304
8	15:41:07.897	52.717	17.420	20.123	15.174	123.360	116.709
9	15:42:01.226	53.329	17.323	20.646	15.360	125.670	115.107
10	15:42:54.700	53.474	17.543	20.542	15.389	120.265	113.742

Lap	Time of Day	Lap Tm	S1	S2	S3	S3Spd	SFSpd
(99) Callum GRIGOR							
1	15:35:02.274			20.456	15.467	126.142	117.733
2	15:35:55.446	53.172	18.034	20.071	15.067	125.670	117.733
3	15:36:47.767	52.321	17.304	19.825	15.192	125.905	117.321
4	15:37:40.426	52.659	17.386	20.029	15.244	125.201	116.912
5	15:38:32.939	52.513	17.306	19.945	15.262	125.435	116.709
6	15:39:25.528	52.589	17.351	20.058	15.180	124.735	116.912
7	15:40:18.909	53.381	17.459	20.729	15.193	123.815	116.304
8	15:41:12.096	53.187	17.616	20.262	15.309	124.735	116.506
9	15:42:05.273	53.177	17.593	20.293	15.291	124.504	116.912
10	15:42:59.406	54.133	18.034	20.879	15.220	121.572	116.103

Lap	Time of Day	Lap Tm	S1	S2	S3	S3Spd	SFSpd
(64) Sam MUNRO							
1	15:35:02.105			20.573	15.476	119.835	115.305
2	15:35:56.014	53.909	17.916	20.693	15.300	123.360	113.357
3	15:36:50.390	54.376	17.970	20.625	15.781	121.792	113.166
4	15:37:44.309	53.919	17.777	20.530	15.612	122.014	114.129
5	15:38:37.870	53.561	17.739	20.413	15.409	121.792	112.786
6	15:39:31.594	53.724	17.858	20.330	15.536	122.014	113.549
7	15:40:25.922	54.328	17.884	20.739	15.705	119.621	112.408
8	15:41:19.470	53.548	17.730	20.523	15.295	121.792	114.323
9	15:42:13.412	53.942	17.946	20.457	15.539	121.792	113.549
10	15:43:09.367	55.955	18.049	20.710	17.196	121.352	100.914

Lap	Time of Day	Lap Tm	S1	S2	S3	S3Spd	SFSpd
(11) Patrick FORMAN							
1	15:35:03.811			21.129	15.556	121.133	116.103
2	15:35:58.173	54.362	18.105	20.742	15.515	121.572	115.107
3	15:36:52.744	54.571	17.913	20.970	15.688	120.697	114.323
4	15:37:47.338	54.594	18.019	20.982	15.593	120.049	114.714

Lap	Time of Day	Lap Tm	S1	S2	S3	S3Spd	SFSpd
5	15:38:41.908	54.570	18.071	20.902	15.597	120.049	115.107
6	15:39:36.769	54.861	18.195	21.050	15.616	119.835	114.910
7	15:40:31.625	54.856	18.099	20.948	15.809	119.835	113.166
8	15:41:26.348	54.723	18.142	20.892	15.689	119.409	114.323
9	15:42:21.533	55.185	18.369	20.965	15.851	119.409	113.742
10	15:43:16.235	54.702	18.160	20.968	15.574	119.621	113.742

Lap	Time of Day	Lap Tm	S1	S2	S3	S3Spd	SFSpd
(21) Mike SWANSON							
1	15:35:04.324			21.223	15.821	125.435	116.912
2	15:35:58.966	54.642	18.095	20.843	15.704	125.435	115.903
3	15:36:54.073	55.107	18.237	21.088	15.782	123.360	115.903
4	15:37:48.981	54.908	17.991	20.909	16.008	123.815	115.107
5	15:38:44.162	55.181	18.033	21.040	16.108	123.360	115.703
6	15:39:39.635	55.473	18.264	21.126	16.083	122.459	115.107
7	15:40:34.790	55.155	18.183	21.083	15.889	122.683	115.305
8	15:41:30.069	55.279	18.088	21.092	16.099	121.572	114.714
9	15:42:25.736	55.667	18.258	21.191	16.218	123.133	115.504
10	15:43:20.786	55.050	17.851	21.212	15.987	122.459	114.323

Lap	Time of Day	Lap Tm	S1	S2	S3	S3Spd	SFSpd
(27) Andy DONALD							
1	15:35:06.391			21.718	16.141	122.459	115.305
2	15:36:02.449	56.058	18.797	21.383	15.878	121.572	114.910
3	15:36:58.328	55.879	18.494	21.303	16.082	122.236	114.323
4	15:37:54.389	56.061	18.780	21.309	15.972	122.908	114.323
5	15:38:50.543	56.154	18.784	21.327	16.043	122.236	114.323
6	15:39:46.762	56.219	18.871	21.540	15.808	122.236	115.703
7	15:40:42.984	56.222	18.820	21.404	15.998	119.196	116.103
8	15:41:38.910	55.926	18.650	21.377	15.899	122.683	115.903
9	15:42:34.833	55.923	18.732	21.130	16.061	121.572	115.504
10	15:43:31.776	56.943	19.022	21.645	16.276	123.360	110.739

Lap	Time of Day	Lap Tm	S1	S2	S3	S3Spd	SFSpd
(12) Graeme KERR							
1	15:35:07.108			22.044	16.331	120.697	113.166
2	15:36:04.370	57.262	18.656	22.107	16.499	119.409	110.556
3	15:37:01.317	56.947	18.941	21.658	16.348	118.356	112.597
4	15:37:58.454	57.137	18.930	21.772	16.435	118.565	111.846
5	15:38:55.414	56.960	18.929	21.884	16.147	118.147	111.474
6	15:39:52.114	56.700	18.895	21.598	16.207	119.409	112.597
7	15:40:49.167	57.053	18.739	22.015	16.299	118.565	109.474
8	15:41:46.032	56.865	18.795	21.863	16.207	118.775	111.290
9	15:42:42.890	56.858	18.960	21.719	16.179	118.775	111.846
10	15:43:39.678	56.788	18.857	21.690	16.241	119.196	111.474

Lap	Time of Day	Lap Tm	S1	S2	S3	S3Spd	SFSpd
(87) Steven ALLISON							
1	15:35:07.375				16.432	120.697	116.103
2	15:36:04.625	57.250			16.597	120.480	115.305
3	15:37:01.862	57.237			16.761	119.621	114.910
4	15:37:59.081	57.219			16.407	119.835	116.506
5	15:38:56.102	57.021	18.873	21.774	16.374	122.014	115.703
6	15:39:53.149	57.047			16.438	122.014	114.714
7	15:40:49.951	56.802					

Race Results

KMSC National Motorcycle Racing

KMSC Superstock 600

Knockhill 1.267 miles

Race 32 - 3rd Race

04/09/2016 15:30

Race (10 Laps) started at 15:34:05

Lap	Time of Day	Lap Tm	S1	S2	S3	S3Spd	SFSpd	Lap	Time of Day	Lap Tm	S1	S2	S3	S3Spd	SFSpd
(35) Kevin GILES								7	15:41:24.429	1:02.625	20.456	23.650	18.519	114.910	108.064
1	15:35:08.895			22.342	16.831	124.044	113.935	8	15:42:25.823	1:01.394	20.938	23.088	17.368	116.912	107.890
2	15:36:06.361	57.466	19.128	22.103	16.235	122.683	114.714	9	15:43:28.144	1:02.321	20.499	23.550	18.272	116.304	109.296
3	15:37:02.897	56.536	18.784	21.510	16.242	122.908	113.742								
4	15:37:59.930	57.033	18.893	21.883	16.257	120.915	112.220								
5	15:38:56.565	56.635	18.827	21.783	16.025	121.572	114.910								
6	15:39:53.543	56.978	19.009	21.805	16.164	123.360	114.518								
7	15:40:50.707	57.164	18.988	21.735	16.441	123.587	111.105								
8	15:41:47.655	56.948	18.949	21.842	16.157	122.683	113.935								
9	15:42:44.522	56.867	18.714	21.980	16.173	121.792	113.742								
10	15:43:41.332	56.810	18.909	21.761	16.140	123.360	111.846								

(184) Ryan GIBSON							
1	15:35:08.451			22.624	16.559	118.775	112.786
2	15:36:05.973	57.522	18.801	21.579	17.142	120.265	112.597
3	15:37:03.192	57.219	18.772	21.497	16.950	119.196	112.976
4	15:38:00.334	57.142	19.098	21.846	16.198	119.621	113.166
5	15:38:57.279	56.945	18.925	21.600	16.420	120.480	113.166
6	15:39:54.259	56.980	18.529	22.090	16.361	117.733	113.549
7	15:40:51.575	57.316	18.776	21.873	16.667	119.409	112.408
8	15:41:48.770	57.195	18.730	21.791	16.674	119.409	113.357
9	15:42:46.683	57.913	18.782	22.115	17.016	116.304	112.033
10	15:43:44.352	57.669	18.809	21.983	16.877	118.985	111.474

(17) Roddy MacLEOD							
1	15:35:09.189			22.503	16.666	122.236	113.742
2	15:36:06.834	57.645	19.404	22.012	16.229	120.915	113.742
3	15:37:03.865	57.031	19.075	21.654	16.302	121.352	112.220
4	15:38:01.567	57.702	19.196	21.951	16.555	121.133	112.786
5	15:38:59.264	57.697	19.173	21.938	16.586	120.915	111.474
6	15:39:56.542	57.278	19.305	21.765	16.208	119.621	112.976
7	15:40:53.978	57.436	19.253	21.816	16.367	120.915	112.597
8	15:41:51.566	57.588	19.208	21.992	16.388	119.835	113.166
9	15:42:48.900	57.334	19.194	21.779	16.361	120.480	111.474
10	15:43:50.446	1:01.546	20.900	24.011	16.635	114.129	110.556

(58) Barry STEWART							
1	15:35:09.592			22.469	16.536	122.459	114.518
2	15:36:07.469	57.877	19.302	22.217	16.358	120.697	113.935
3	15:37:05.456	57.987	19.247	22.229	16.511	120.265	113.166
4	15:38:04.470	59.014	19.476	22.123	17.415	120.049	113.742
5	15:39:03.747	59.277	19.554	22.822	16.901	118.565	112.220
6	15:40:03.157	59.410	19.902	22.884	16.624	119.196	111.290
7	15:41:02.161	59.004	19.594	22.627	16.783	119.196	111.660
8	15:42:01.715	59.554	19.751	23.083	16.720	118.356	111.105
9	15:43:00.941	59.226	19.543	22.957	16.726	118.356	112.786

(7) Titus MacINTOSH							
1	15:35:09.934			22.634	16.538	119.621	110.739
2	15:36:08.580	58.646	19.675	22.424	16.547	117.116	108.941
3	15:37:07.443	58.863	19.686	22.463	16.714	112.408	106.859
4	15:38:06.808	59.365	19.983	22.533	16.849	111.660	105.020
5	15:39:06.592	59.784	20.127	22.821	16.836	112.976	104.529
6	15:40:05.821	59.229	19.856	22.572	16.801	112.408	107.372
7	15:41:04.531	58.710	19.667	22.340	16.703	114.910	105.020
8	15:42:03.951	59.420	19.870	22.828	16.722	110.556	103.242
9	15:43:03.036	59.085	19.826	22.305	16.954	113.549	102.298

(54) Ross KIRTON							
1	15:35:12.681			23.546	17.748	112.033	107.201
2	15:36:14.572	1:01.891	20.272	23.335	18.284	113.935	105.020
3	15:37:16.104	1:01.532	20.467	23.506	17.559	111.290	108.064
4	15:38:17.554	1:01.450	20.419	23.660	17.371	113.357	107.544
5	15:39:19.145	1:01.591	20.381	23.493	17.717	114.518	105.681
6	15:40:21.804	1:02.659	20.528	24.388	17.743	114.714	108.764

Clerk of the Course :

Sig : Time :

Chief Timekeeper : Ian Sharp (SMART Timing)

 Results available at www.mylaps.com and www.smart-timing.co.uk

Printed: 05/09/2016 17:19:02

Orbits



KMSC National Motorcycle Racing

Lapchart

KMSC Superstock 600

Knockhill 1.267 miles

Race 32 - 3rd Race

04/09/2016 15:30

Race (10 Laps) started at 15:34:05

Competitors	Laps										
	1	2	3	4	5	6	7	8	9	10	
Ryan WATSON (81)	1	81	81	81	81	8	8	8	8	8	8
Lewis ROLLO (8)	2	8	8	8	8	81	81	81	81	81	81
Ewan GRAY (45)	3	45	45	45	45	45	45	45	45	45	45
Sam MUNRO (64)	4	64	99	99	99	99	99	99	99	99	99
Callum GRIGOR (99)	5	99	64	64	64	64	64	64	64	64	64
Patrick FORMAN (11)	6	11	11	11	11	11	11	11	11	11	11
Mike SWANSON (21)	7	21	21	21	21	21	21	21	21	21	21
Andy DONALD (27)	8	27	27	27	27	27	27	27	27	27	27
Graeme KERR (12)	9	12	12	12	12	12	12	12	12	12	12
Steven ALLISON (87)	10	87	87	87	89	89	89	89	89	89	87
David MUNRO (89)	11	89	89	89	87	87	87	87	87	87	89
Ryan GIBSON (184)	12	184	184	35	35	35	35	35	35	35	35
Kevin GILES (35)	13	35	35	184	184	184	184	184	184	184	184
Roddy MacLEOD (17)	14	17	17	17	17	17	17	17	17	17	17
Barry STEWART (58)	15	58	58	58	58	58	58	58	58	58	58
Titus MacINTOSH (7)	16	7	7	7	7	7	7	7	7	7	7
Ross KIRTON (54)	17	54	54	54	54	54	54	54	54	54	54
-	18										
-	19										
-	20										
-	21										
-	22										
-	23										
-	24										
-	25										

Clerk of the Course :

Sig : Time :

Chief Timekeeper : Ian Sharp (SMART Timing)

Results available at www.mylaps.com and www.smart-timing.co.uk

Printed: 05/09/2016 17:19:14

Orbits



Race Results

KMSC National Motorcycle Racing

Sorted on Laps

KMSC Superbikes & KMSC Clubman

Knockhill 1.267 miles

Race 33 - 3rd Race

04/09/2016 15:45

Race (10 Laps) started at 15:50:36

Pos	No.	Name	Make/Model	CC	Class	Laps	Total Tm	Diff	Best Tm	In Lap	Avg. Speed
1	79	Bruce BIRNIE	BMW	S1000RR	SB	10	8:36.597		50.235	5	88.291
2	34	John DEAN	Suzuki	GSXR1000K9	SB	10	8:39.542	2.945	50.853	3	87.791
3	3	Adrian CLARK	Kawasaki	ZX10R	SB	10	8:39.901	3.304	51.171	3	87.730
4	94	Greg GILFILLAN	Kawasaki	ZX10R	SB	10	8:40.788	4.191	51.365	4	87.581
5	112	William MONIE	Kawasaki	ZX10R	SB	10	8:41.018	4.421	51.322	6	87.542
6	55	Donald MacFADYEN	BMW	S1000RR	SB	10	8:43.390	6.793	51.324	5	87.145
7	119	Kristopher DUNCAN	Kawasaki	ZX10	SB	10	8:45.557	8.960	51.318	6	86.786
8	155	Scott SHAND	Yamaha	YZF R1	SB	10	8:46.713	10.116	51.860	3	86.595
9	2	Adam LYON	Yamaha	R6	C	10	8:48.591	11.994	52.086	5	86.288
10	7	James LAING	BMW	S1000RR	SB	10	8:56.466	19.869	52.638	6	85.021
11	105	James VEVERS	Kawasaki	ZX10R	SB	10	8:56.782	20.185	52.656	6	84.971
12	77	Angus MEARNES	Yamaha	R6 600	C	10	8:57.675	21.078	52.900	5	84.830
13	31	Torquil PATERSON	MV Agusta	F3 800	SB	10	9:01.163	24.566	53.110	3	84.283
14	44	David PRENTICE	Yamaha	R1	C	10	9:10.785	34.188	53.885	2	82.811
15	63	Kenny PATERSON	BMW	S1000RR	C	10	9:10.999	34.402	53.198	4	82.779
16	71	Gavin JONES	Honda	CBR1000RR	C	10	9:11.358	34.761	54.129	2	82.725
17	33	Graeme BODEL	BMW	S1000RR	C	10	9:14.211	37.614	54.504	5	82.299
18	22	Steven WATSON	Suzuki	GSXR750	C	10	9:16.814	40.217	53.906	5	81.914
19	4	Daniel MacLEAN	Kawasaki	ZX10R	C	10	9:18.221	41.624	54.422	6	81.708
20	122	David SUDES	Suzuki	GSXR 1000	C	10	9:29.396	52.799	54.979	6	80.104
21	144	Aran SADLER	Kawasaki	ZX10	C	10	9:30.205	53.608	56.144	3	79.990
22	5	Kyle DUNCAN	Ducati		SB	10	9:32.575	55.978	56.102	8	79.659
23	16	Bob STORRAR	Yamaha	R1	C	9	8:39.493	1 Lap	56.513	2	79.019
24	36	Craig MARTIN	Honda	CBR900 RR-Y	C	9	8:44.688	1 Lap	56.553	5	78.237
25	26	Steven MacINTYRE	Suzuki	GSXR1000	C	9	8:56.071	1 Lap	58.056	7	76.575
26	23	Alex MacLEOD	Suzuki	GSXR	C	9	9:29.082	1 Lap	1:01.483	3	72.133

Not classified

DNF	17	Matthew PAULO	Yamaha	R1	SB	8	7:02.644	DNF	50.303	5	86.334
DNF	82	Geraint JONES	Suzuki	GSXR1000	C	4	4:03.459	DNF	57.116	2	74.938
DNS	69	Rodney SCOTT	BMW	S1000RR	C			DNS		0	-
DNS	67	Des BURNS	Kawasaki	ZX10R	C			DNS		0	-
DNS	6	Calum MacLEAN	Suzuki	GSXR1000	C			DNS		0	-
DNS	14	James ROTHERY	Yamaha	R1	C			DNS		0	-

Announcements

New Track Record (50.235) for KMSC Superbikes by Bruce BIRNIE.

Margin of Victory	Avg. Speed	Best Lap Tm	Best Speed	Best Lap by
2.945	88.291	50.235	90.795	79 - Bruce BIRNIE

Clerk of the Course :

Sig : Time :
Chief Timekeeper : Ian Sharp (SMART Timing)

Results available at www.mylaps.com and www.smart-timing.co.uk

Printed: 05/09/2016 17:07:51

Orbits



KMSC National Motorcycle Racing

KMSC Superbikes & KMSC Clubman

Knockhill 1.267 miles

Race 33 - 3rd Race

04/09/2016 15:45

Race (10 Laps) started at 15:50:36

Lap	Time of Day	Lap Tm	S1	S2	S3	S3Spd	SFSpd
(79) Bruce BIRNIE							
1	15:51:30.578			19.654	14.478	138.652	129.551
2	15:52:21.579	51.001	16.775	19.396	14.830	138.366	129.802
3	15:53:11.874	50.295	16.688	19.309	14.298	135.571	129.551
4	15:54:02.148	50.274	16.666	19.224	14.384	136.398	129.053
5	15:54:52.383	50.235	16.661	19.264	14.310	137.798	130.053
6	15:55:43.886	51.503	17.214	19.512	14.777	134.484	128.559
7	15:56:35.940	52.054	16.848	19.969	15.237	133.150	122.908
8	15:57:28.908	52.968	17.174	20.049	15.745	130.306	120.915
9	15:58:21.060	52.152	17.204	19.763	15.185	133.680	127.339
10	15:59:12.643	51.583	17.017	19.687	14.879	132.102	128.313

Lap	Time of Day	Lap Tm	S1	S2	S3	S3Spd	SFSpd
(34) John DEAN							
1	15:51:31.054			19.618	14.827	139.517	130.814
2	15:52:22.251	51.197	17.164	19.367	14.666	142.177	128.805
3	15:53:13.104	50.853	16.919	19.324	14.610	141.279	128.313
4	15:54:04.432	51.328	17.103	19.482	14.743	139.227	126.142
5	15:54:55.868	51.436	17.118	19.482	14.836	139.808	126.618
6	15:55:48.215	52.347	17.147	20.129	15.071	140.099	126.618
7	15:56:39.450	51.235	17.050	19.468	14.717	139.808	127.824
8	15:57:31.739	52.289	17.362	19.905	15.022	138.081	129.302
9	15:58:23.502	51.763	17.184	19.649	14.930	140.392	127.581
10	15:59:15.588	52.086	17.443	19.595	15.048	140.392	127.098

Lap	Time of Day	Lap Tm	S1	S2	S3	S3Spd	SFSpd
(3) Adrian CLARK							
1	15:51:30.898			19.757	14.943	135.298	128.559
2	15:52:22.309	51.411	17.146	19.420	14.845	136.121	128.805
3	15:53:13.480	51.171	17.234	19.366	14.571	138.081	130.306
4	15:54:05.301	51.821	17.423	19.698	14.700	130.306	129.053
5	15:54:56.742	51.441	17.283	19.514	14.644	132.362	128.805
6	15:55:48.657	51.915	17.348	19.800	14.767	137.234	128.805
7	15:56:40.022	51.365	17.149	19.546	14.670	135.571	129.302
8	15:57:32.277	52.255	17.124	20.170	14.961	133.680	128.559
9	15:58:23.886	51.609	17.323	19.496	14.790	135.025	129.053
10	15:59:15.947	52.061	17.329	19.541	15.191	137.234	128.559

Lap	Time of Day	Lap Tm	S1	S2	S3	S3Spd	SFSpd
(94) Greg GILFILLAN							
1	15:51:31.940			20.150	14.896	139.227	128.559
2	15:52:24.024	52.084	17.358	19.842	14.884	139.227	129.551
3	15:53:15.624	51.600	17.181	19.512	14.907	137.798	127.824
4	15:54:06.989	51.365	17.129	19.546	14.690	136.954	130.053
5	15:54:58.563	51.574	17.120	19.658	14.796	136.954	127.824
6	15:55:50.344	51.781	17.293	19.649	14.839	135.845	128.313
7	15:56:41.764	51.420	17.203	19.469	14.748	138.652	129.302
8	15:57:33.503	51.739	17.100	19.787	14.852	136.675	129.551
9	15:58:25.031	51.528	17.159	19.546	14.823	138.939	127.339
10	15:59:16.834	51.803	17.212	19.569	15.022	139.517	127.581

Lap	Time of Day	Lap Tm	S1	S2	S3	S3Spd	SFSpd
(112) William MONIE							
1	15:51:32.110			20.335	14.743	141.877	131.842
2	15:52:24.228	52.118	17.439	19.745	14.934	140.099	132.624
3	15:53:16.311	52.083	17.576	19.867	14.640	140.687	133.415
4	15:54:07.968	51.657	17.207	19.664	14.786	143.392	133.150
5	15:54:59.573	51.605	17.208	19.801	14.596	138.652	132.624
6	15:55:50.895	51.322	16.985	19.675	14.662	140.099	132.624
7	15:56:42.488	51.593	17.195	19.692	14.706	140.099	133.150
8	15:57:33.830	51.342	16.996	19.658	14.688	142.782	133.947
9	15:58:25.276	51.446	17.068	19.664	14.714	140.687	130.814
10	15:59:17.064	51.788	17.205	19.852	14.731	140.982	130.306

Lap	Time of Day	Lap Tm	S1	S2	S3	S3Spd	SFSpd
(55) Donald MacFADYEN							
1	15:51:31.835			20.077	14.927	136.398	128.068
2	15:52:24.159	52.324	17.217	20.035	15.072	136.954	129.551
3	15:53:16.124	51.965	17.356	19.847	14.762	137.516	130.814
4	15:54:07.843	51.719	17.214	19.705	14.800	139.808	127.581

Lap	Time of Day	Lap Tm	S1	S2	S3	S3Spd	SFSpd
5	15:54:59.167	51.324	17.143	19.468	14.713	135.025	128.559
6	15:55:51.221	52.054	17.054	19.837	15.163	135.025	129.551
7	15:56:43.401	52.180	17.239	19.841	15.100	137.798	130.814
8	15:57:35.443	52.042	17.276	19.936	14.830	136.675	127.581
9	15:58:27.518	52.075	17.413	19.865	14.797	136.121	129.802
10	15:59:19.436	51.918	17.174	19.893	14.851	136.121	125.201

Lap	Time of Day	Lap Tm	S1	S2	S3	S3Spd	SFSpd
(119) Kristopher DUNCAN							
1	15:51:33.719			20.859	15.010	137.234	128.313
2	15:52:26.995	53.276	17.736	20.673	14.867	136.954	128.313
3	15:53:18.823	51.828	17.481	19.748	14.599	141.279	129.053
4	15:54:10.447	51.624	17.156	19.613	14.855	140.982	127.824
5	15:55:02.468	52.021	17.525	19.872	14.624	137.234	129.551
6	15:55:53.786	51.318	17.169	19.541	14.608	142.177	129.551
7	15:56:45.424	51.638	17.272	19.702	14.664	139.227	129.302
8	15:57:37.256	51.832	17.065	19.778	14.989	132.886	113.549
9	15:58:29.426	52.170	17.590	20.191	14.389	141.577	130.053
10	15:59:21.603	52.177	17.100	19.874	15.203	139.808	116.103

Lap	Time of Day	Lap Tm	S1	S2	S3	S3Spd	SFSpd
(155) Scott SHAND							
1	15:51:33.260			20.559	15.092	135.025	128.313
2	15:52:25.205	51.945	17.318	19.811	14.816	137.234	130.053
3	15:53:17.065	51.860	17.298	19.733	14.829	137.234	130.053
4	15:54:09.200	52.135	17.335	19.858	14.942	134.215	129.053
5	15:55:01.185	51.985	17.210	19.808	14.967	136.398	128.805
6	15:55:53.230	52.045	17.162	19.913	14.970	134.754	129.302
7	15:56:45.897	52.667	17.436	20.076	15.155	130.053	130.306
8	15:57:37.957	52.060	17.274	19.897	14.889	133.947	130.053
9	15:58:30.451	52.494	17.450	20.139	14.905	134.754	128.313
10	15:59:22.759	52.308	17.153	20.084	15.071	134.215	127.098

Lap	Time of Day	Lap Tm	S1	S2	S3	S3Spd	SFSpd
(2) Adam LYON							
1	15:51:33.011			20.759	15.156	131.326	122.459
2	15:52:25.738	52.727	17.799	19.961	14.967	132.102	122.908
3	15:53:17.981	52.243	17.234	20.006	15.003	131.584	122.459
4	15:54:10.315	52.334	17.349	20.027	14.958	130.814	122.014
5	15:55:02.401	52.086	17.288	19.879	14.919	131.326	121.792
6	15:55:54.717	52.316	17.439	19.836	15.041	132.624	122.683
7	15:56:47.283	52.566	17.567	20.053	14.946	130.814	122.014
8	15:57:39.455	52.172	17.258	19.986	14.928	131.584	121.572
9	15:58:32.307	52.852	17.347	20.035	15.470	131.584	121.133
10	15:59:24.637	52.330	17.232	19.936	15.162	131.070	122.014

Lap	Time of Day	Lap Tm	S1	S2	S3	S3Spd	SFSpd
(7) James LAING							
1	15:51:34.716			21.015	15.195	131.584	125.201
2	15:52:27.842	53.126	17.963	20.163	15.000	131.842	127.824
3	15:53:20.738	52.896	17.799	20.108	14.989	135.845	126.618
4	15:54:13.936	53.198	17.877	20.211	15.110	134.215	124.968
5	15:55:06.609	52.673	17.683	20.036	14.954	132.886	126.857
6	15:55:59.247	52.638	17.457	20.073	15.10		

KMSC National Motorcycle Racing

KMSC Superbikes & KMSC Clubman

Knockhill 1.267 miles

Race 33 - 3rd Race

04/09/2016 15:45

Race (10 Laps) started at 15:50:36

Lap	Time of Day	Lap Tm	S1	S2	S3	S3Spd	SFSpd
(77) Angus MEARNES							
1	15:51:34.800			21.044	15.648	128.313	117.526
2	15:52:29.403	54.603	18.189	20.511	15.903	128.559	121.133
3	15:53:22.438	53.035	17.577	20.296	15.162	128.068	121.352
4	15:54:15.373	52.935	17.475	20.266	15.194	128.559	121.133
5	15:55:08.273	52.900	17.462	20.371	15.067	128.805	122.236
6	15:56:01.200	52.927	17.486	20.297	15.144	129.551	120.915
7	15:56:54.538	53.338	17.508	20.555	15.275	128.313	121.352
8	15:57:47.705	53.167	17.722	20.388	15.057	130.306	120.480
9	15:58:40.625	52.920	17.559	20.297	15.064	127.824	120.697
10	15:59:33.721	53.096	17.503	20.371	15.222	128.068	120.480

Lap	Time of Day	Lap Tm	S1	S2	S3	S3Spd	SFSpd
(31) Torquil PATERSON							
1	15:51:33.530			20.940	15.200	131.842	124.968
2	15:52:27.537	54.007	17.835	20.733	15.439	130.053	124.735
3	15:53:20.647	53.110	17.646	20.277	15.187	130.814	122.683
4	15:54:14.083	53.436	17.537	20.463	15.436	131.070	124.968
5	15:55:07.401	53.318	17.809	20.333	15.176	131.070	123.815
6	15:56:00.530	53.129	17.404	20.506	15.219	130.560	122.236
7	15:56:54.242	53.712	17.640	20.564	15.508	132.102	124.044
8	15:57:47.872	53.630	17.780	20.336	15.514	130.053	124.273
9	15:58:41.488	53.616	17.739	20.354	15.523	130.560	122.683
10	15:59:37.209	55.721	17.829	20.760	17.132	129.302	80.950

Lap	Time of Day	Lap Tm	S1	S2	S3	S3Spd	SFSpd
(44) David PRENTICE							
1	15:51:36.648			21.221	15.573	132.102	124.504
2	15:52:30.533	53.885	17.900	20.854	15.131	131.842	124.504
3	15:53:24.610	54.077	17.999	20.556	15.522	131.584	122.683
4	15:54:18.769	54.159	18.040	20.610	15.509	127.581	122.459
5	15:55:13.587	54.818	18.226	21.073	15.519	130.053	121.352
6	15:56:07.840	54.253	17.989	20.689	15.575	131.584	122.908
7	15:57:02.586	54.746	18.263	20.969	15.514	128.313	122.459
8	15:57:57.340	54.754	18.096	20.795	15.863	127.339	122.459
9	15:58:51.817	54.477	18.022	20.849	15.606	131.842	121.792
10	15:59:46.831	55.014	18.288	21.142	15.584	130.053	121.792

Lap	Time of Day	Lap Tm	S1	S2	S3	S3Spd	SFSpd
(63) Kenny PATERSON							
1	15:51:39.207			21.828	15.891	127.339	125.435
2	15:52:33.698	54.491	17.974	21.202	15.315	130.560	123.587
3	15:53:27.331	53.633	18.025	20.499	15.109	134.754	126.380
4	15:54:20.529	53.198	17.768	20.400	15.030	133.947	125.905
5	15:55:14.437	53.908	17.990	20.566	15.352	133.680	124.273
6	15:56:08.304	53.867	17.958	20.437	15.472	133.415	125.670
7	15:57:03.352	55.048	18.322	20.747	15.979	124.044	122.683
8	15:57:57.597	54.245	18.030	20.646	15.569	127.824	121.792
9	15:58:52.256	54.659	18.383	20.572	15.704	131.326	121.133
10	15:59:47.045	54.789	18.200	20.981	15.608	130.306	122.236

Lap	Time of Day	Lap Tm	S1	S2	S3	S3Spd	SFSpd
(71) Gavin JONES							
1	15:51:35.822			21.392	15.608	131.584	123.587
2	15:52:29.951	54.129	17.965	20.779	15.385	131.326	123.815
3	15:53:24.303	54.352	17.922	20.949	15.481	129.551	122.236
4	15:54:18.945	54.642	18.092	20.836	15.714	129.053	122.459
5	15:55:13.790	54.845	18.387	20.951	15.507	129.053	122.683
6	15:56:08.075	54.285	18.235	20.587	15.463	132.362	122.908
7	15:57:02.762	54.687	18.329	20.880	15.478	128.313	122.683
8	15:57:57.653	54.891	18.261	20.884	15.746	131.842	120.697
9	15:58:52.623	54.970	18.728	20.781	15.461	132.886	123.133
10	15:59:47.404	54.781	18.410	20.828	15.543	132.102	123.133

Lap	Time of Day	Lap Tm	S1	S2	S3	S3Spd	SFSpd
(33) Graeme BODEL							
1	15:51:35.963			21.354	15.509	128.805	126.142
2	15:52:30.700	54.737	18.393	20.843	15.501	131.070	127.098
3	15:53:25.341	54.641	18.313	21.014	15.314	130.814	127.098
4	15:54:20.072	54.731	18.160	21.039	15.532	123.360	126.857

Lap	Time of Day	Lap Tm	S1	S2	S3	S3Spd	SFSpd
5	15:55:14.576	54.504	18.199	20.684	15.621	131.584	126.380
6	15:56:09.331	54.755	18.366	20.837	15.552	132.624	126.142
7	15:57:04.607	55.276	18.411	20.899	15.966	130.560	123.587
8	15:57:59.474	54.867	18.486	20.848	15.533	130.560	126.857
9	15:58:54.146	54.672	18.336	20.807	15.529	130.560	125.905
10	15:59:50.257	56.111	18.480	21.035	16.596	129.302	126.142

Lap	Time of Day	Lap Tm	S1	S2	S3	S3Spd	SFSpd
(22) Steven WATSON							
1	15:51:38.809			22.158	15.847	125.201	114.518
2	15:52:34.508	55.699	18.940	21.070	15.689	129.053	125.670
3	15:53:29.385	54.877	18.261	20.749	15.867	129.302	127.581
4	15:54:23.604	54.219	18.165	20.708	15.346	135.298	125.201
5	15:55:17.510	53.906	18.092	20.559	15.255	132.886	123.815
6	15:56:11.774	54.264	18.173	20.563	15.528	130.560	124.044
7	15:57:06.386	54.612	18.330	20.772	15.510	129.053	124.968
8	15:58:02.324	55.938	18.506	20.945	16.487	130.814	116.912
9	15:58:58.312	55.988	18.626	22.058	15.304	131.326	124.504
10	15:59:52.860	54.548	18.217	20.790	15.541	131.326	105.848

Lap	Time of Day	Lap Tm	S1	S2	S3	S3Spd	SFSpd
(4) Daniel MacLEAN							
1	15:51:38.188			21.735	15.857	130.306	126.380
2	15:52:33.828	55.640	18.620	21.292	15.728	129.802	125.905
3	15:53:29.270	55.442	18.484	20.995	15.963	129.551	125.905
4	15:54:24.281	55.011	17.945	20.932	16.134	129.802	125.201
5	15:55:20.021	55.740	18.399	21.221	16.120	117.526	125.905
6	15:56:14.443	54.422	17.913	20.937	15.572	130.560	127.824
7	15:57:09.489	55.046	18.022	20.857	16.167	131.070	125.670
8	15:58:04.099	54.610	18.152	20.717	15.741	128.313	125.670
9	15:58:59.319	55.220	18.067	21.310	15.843	130.306	125.670
10	15:59:54.267	54.948	18.100	20.836	16.012	122.014	127.581

Lap	Time of Day	Lap Tm	S1	S2	S3	S3Spd	SFSpd
(122) David SUDDER							
1	15:51:39.042			22.664	16.067	124.273	122.683
2	15:52:37.086	58.044	19.202	22.008	16.834	93.988	119.621
3	15:53:33.673	56.587	18.707	21.788	16.092	119.409	118.147
4	15:54:29.446	55.773	18.536	21.358	15.879	125.905	119.621
5	15:55:26.240	56.794	18.939	21.817	16.038	120.697	121.572
6	15:56:21.219	54.979	18.173	20.996	15.810	126.618	112.786
7	15:57:17.467	56.248	19.037	21.418	15.793	124.273	122.014
8	15:58:13.825	56.358	18.570	21.717	16.071	118.775	119.621
9	15:59:10.043	56.218	18.454	21.892	15.872	122.014	120.480
10	16:00:05.442	55.399	18.593	21.089	15.717	126.380	122.459

Lap	Time of Day	Lap Tm	S1	S2	S3	S3Spd	SFSpd
(144) Aran SADLER							
1	15:51:37.899			22.173	16.202	127.581	122.014
2	15:52:34.334	56.435	18.554	21.836	16.045	128.559	124.735
3	15:53:30.478	56.144	18.788	21.443	15.913	129.053	124.044
4	15:54:26.940	56.462	18.685	21.557	16.220	127.581	123.133
5	15:55:23.937	56.997	18.736	21.856	16.405	125.435	122.908
6	15:56:20.445	56.508	18.703	21.851			

KMSC National Motorcycle Racing


KMSC Superbikes & KMSC Clubman

Knockhill 1.267 miles

Race 33 - 3rd Race

04/09/2016 15:45

Race (10 Laps) started at 15:50:36



Lap	Time of Day	Lap Tm	S1	S2	S3	S3Spd	SFSpd	Lap	Time of Day	Lap Tm	S1	S2	S3	S3Spd	SFSpd
(16) Bob STORRAR															
1	15:51:40.919			22.462	16.687	116.912	121.352								
2	15:52:37.432	56.513	19.041	21.117	16.355	115.305	120.049								
3	15:53:34.987	57.555	19.472	21.641	16.442	121.572	121.792								
4	15:54:31.953	56.966	19.056	21.340	16.570	118.775	119.835								
5	15:55:28.666	56.713	19.080	21.238	16.395	120.265	118.565								
6	15:56:25.419	56.753	19.085	21.370	16.298	120.697	118.147								
7	15:57:22.049	56.630	19.284	21.251	16.095	121.352	118.565								
8	15:58:18.837	56.788	19.196	21.259	16.333	122.014	120.915								
9	15:59:15.539	56.702	19.550	21.093	16.059	122.236	118.775								
(36) Craig MARTIN															
1	15:51:42.785			23.136	17.663	117.321	102.454								
2	15:52:41.497	58.712	19.692	22.292	16.728	116.103	110.193								
3	15:53:38.089	56.592	18.676	21.699	16.217	119.621	110.922								
4	15:54:35.339	57.250	18.705	21.505	17.040	118.775	110.193								
5	15:55:31.892	56.553	18.769	21.503	16.281	118.985	112.786								
6	15:56:28.660	56.768	18.710	21.571	16.487	117.940	110.012								
7	15:57:25.438	56.778	18.814	21.577	16.387	117.116	110.193								
8	15:58:22.375	56.937	18.985	21.359	16.593	114.910	108.588								
9	15:59:20.734	58.359	19.212	22.019	17.128	115.504	108.764								
(26) Steven MacINTYRE															
1	15:51:42.507			23.325	16.829	119.835	115.903								
2	15:52:42.302	59.795	20.206	22.761	16.828	118.565	116.709								
3	15:53:41.307	59.005	19.820	22.652	16.533	122.683	118.775								
4	15:54:40.132	58.825	19.634	22.625	16.566	115.703	118.985								
5	15:55:39.120	58.988	19.695	22.651	16.642	120.915	118.985								
6	15:56:37.229	58.109	19.392	22.295	16.422	120.049	119.409								
7	15:57:35.285	58.056	19.417	22.198	16.441	121.792	116.304								
8	15:58:33.503	58.218	19.255	22.416	16.547	120.480	116.709								
9	15:59:32.117	58.614	19.458	22.539	16.617	120.697	116.506								
(23) Alex MacLEOD															
1	15:51:44.785			24.074	17.534	117.733	118.985								
2	15:52:46.381	1:01.596	20.638	23.740	17.218	122.236	118.775								
3	15:53:47.864	1:01.483	20.389	23.638	17.456	115.903	120.049								
4	15:54:50.199	1:02.335	21.083	24.072	17.180	118.775	118.775								
5	15:55:53.089	1:02.890	21.216	24.437	17.237	114.129	118.147								
6	15:56:55.875	1:02.786	20.974	24.384	17.428	114.129	118.985								
7	15:57:59.012	1:03.137	21.273	24.503	17.361	115.107	117.321								
8	15:59:02.659	1:03.647	21.508	24.392	17.747	108.413	118.147								
9	16:00:05.128	1:02.469	20.888	24.185	17.396	109.296	120.049								
(17) Matthew PAULO															
1	15:51:29.916			19.482	14.532	138.366	126.142								
2	15:52:20.656	50.740	16.868	19.430	14.442	138.366	127.339								
3	15:53:11.071	50.415	16.731	19.235	14.449	138.652	127.098								
4	15:54:01.618	50.547	16.638	19.438	14.471	137.798	128.313								
5	15:54:51.921	50.303	16.651	19.275	14.377	139.517	127.339								
6	15:55:42.957	51.036	17.360	19.173	14.503	139.517	127.824								
7	15:56:33.659	50.702	16.602	19.610	14.490	138.081	129.053								
8	15:57:38.690	1:05.031	16.714	19.462	28.855	128.805	21.502								
(82) Geraint JONES															
1	15:51:40.257			22.704	16.217	123.587	125.670								
2	15:52:37.373	57.116	18.917	21.633	16.566	116.506	123.133								
3	15:53:35.398	58.025	19.251	21.950	16.824	123.587	126.142								
4	15:54:39.505	1:04.107	19.541	22.502	22.064	116.709	41.734								

Clerk of the Course :

Sig :

Time :

Chief Timekeeper : Ian Sharp (SMART Timing)

Results available at www.mylaps.com and www.smart-timing.co.uk

Printed: 05/09/2016 17:08:02

Orbits



KMSC National Motorcycle Racing

Lapchart

KMSC Superbikes & KMSC Clubman

Knockhill 1.267 miles

Race 33 - 3rd Race

04/09/2016 15:45

Race (10 Laps) started at 15:50:36

Competitors	Laps									
	1	2	3	4	5	6	7	8	9	10
Matthew PAULO (17)	1	17	17	17	17	17	17	79	79	79
Bruce BIRNIE (79)	2	79	79	79	79	79	79	34	34	34
Adrian CLARK (3)	3	3	34	34	34	34	34	3	3	3
John DEAN (34)	4	34	3	3	3	3	3	94	94	94
Donald MacFADYEN (55)	5	55	94	94	94	94	94	112	112	112
Greg GILFILLAN (94)	6	94	55	55	55	112	112	55	55	55
William MONIE (112)	7	112	112	112	112	55	55	119	119	119
Adam LYON (2)	8	2	155	155	155	155	119	155	155	155
Scott SHAND (155)	9	155	2	2	2	119	155	17	2	2
Torquil PATERSON (31)	10	31	119	119	119	2	2	2	7	7
Kristopher DUNCAN (119)	11	119	31	31	7	7	7	7	105	105
James LAING (7)	12	7	7	7	31	31	31	105	105	77
Angus MEARNS (77)	13	77	105	105	105	105	31	77	31	31
James VEVERS (105)	14	105	77	77	77	77	77	31	44	44
Gavin JONES (71)	15	71	71	71	44	44	44	44	63	63
Graeme BODEL (33)	16	33	44	44	71	71	71	63	71	71
David PRENTICE (44)	17	44	33	33	33	63	63	71	33	33
Aran SADLER (144)	18	144	63	63	33	33	33	33	22	22
Daniel MacLEAN (4)	19	4	4	4	22	22	22	22	4	4
Steven WATSON (22)	20	22	144	22	4	4	4	4	144	122
David SUDES (122)	21	122	22	144	144	144	144	144	122	144
Kenny PATERSON (63)	22	63	5	5	5	122	122	122	5	5
Kyle DUNCAN (5)	23	5	122	122	122	5	5	5	5	16
Geraint JONES (82)	24	82	82	16	16	16	16	16	16	36
Bob STORRAR (16)	25	16	16	82	36	36	36	36	36	26
Steven MacINTYRE (26)	26	26	36	36	82	26	26	26	26	23
Craig MARTIN (36)	27	36	26	26	26	23	23	23	23	
Alex MacLEOD (23)	28	23	23	23	23					
-	29									
-	30									
-	31									
-	32									

Clerk of the Course :

Sig : Time :

Chief Timekeeper : Ian Sharp (SMART Timing)

Results available at www.mylaps.com and www.smart-timing.co.uk

Printed: 05/09/2016 17:08:17

Orbits



Race Results

KMSC National Motorcycle Racing

Sorted on Laps

KMSC 125's

Knockhill 1.267 miles

Race 34 - 5th Race

04/09/2016 16:00

Race (10 Laps) started at 16:09:06

Pos	No.	Name	Make/Model	CC	Class	Laps	Total Tm	Diff	Best Tm	In Lap	Avg. Speed
1	9	Rishon HICKEY	Aprilia	RS125	F125	10	10:53.601		1:03.929	9	69.784
2	27	James McLAREN	Aprilia	RS125	F125	10	10:57.544	3.943	1:04.704	7	69.366
3	20	Jack HART	Aprilia	RS125	F125	10	11:10.297	16.696	1:05.515	3	68.046
4	44	Murray PATTISON	Aprilia	RS125	F125	10	11:10.305	16.704	1:05.774	10	68.045
5	8	Cameron McPHERSON	Aprilia	RS125	F125	10	11:31.050	37.449	1:06.989	2	66.002
6	47	Joel BAVIDGE	Aprilia	RS125	F125	10	11:36.708	43.107	1:08.761	3	65.466
7	21	Marc GIBSON	Aprilia	RS125	F125	10	11:36.740	43.139	1:07.766	9	65.463
8	16	Mia KELLAS	Aprilia	RS125	F125	8	10:59.503	2 Laps	1:20.842	7	55.328
Not classified											
DNF	23	Keirin KELLAS	Aprilia	RS125	F125	9	10:49.055	DNF	1:09.858	5	63.246

Margin of Victory	Avg. Speed	Best Lap Tm	Best Speed	Best Lap by
3.943	69.784	1:03.929	71.346	9 - Rishon HICKEY

Clerk of the Course :

Orbits

Sig :

Time :

Chief Timekeeper : Ian Sharp (SMART Timing)

 Results available at www.mylaps.com and www.smart-timing.co.uk

Printed: 05/09/2016 12:50:29



KMSC National Motorcycle Racing

KMSC 125's

Knockhill 1.267 miles

Race 34 - 5th Race

04/09/2016 16:00

Race (10 Laps) started at 16:09:06

Lap	Time of Day	Lap Tm	S1	S2	S3	S3Spd	SFSpd
(9) Rishon HICKEY							
1	16:10:16.444				19.777		78.123
2	16:11:23.329	1:06.885			19.321		79.890
3	16:12:28.182	1:04.853			18.974		80.853
4	16:13:33.031	1:04.849			18.997		80.755
5	16:14:37.449	1:04.418			19.159		80.368
6	16:15:42.524	1:05.075			19.689		78.397
7	16:16:46.678	1:04.154			18.922		79.985
8	16:17:50.623	1:03.945					81.639
9	16:18:54.552	1:03.929					81.343
10	16:19:59.817	1:05.265			19.293		79.985

Lap	Time of Day	Lap Tm	S1	S2	S3	S3Spd	SFSpd
(27) James McLAREN							
1	16:10:17.624				19.933	86.368	76.694
2	16:11:23.665	1:06.041			19.272		78.032
3	16:12:28.812	1:05.147			19.016	86.814	78.032
4	16:13:33.550	1:04.738			19.155	86.590	77.671
5	16:14:38.544	1:04.994			19.638		76.607
6	16:15:43.789	1:05.245			19.239	84.732	77.224
7	16:16:48.493	1:04.704			19.266	85.487	76.782
8	16:17:53.403	1:04.910			19.147	87.153	77.581
9	16:18:58.315	1:04.912	21.016	24.721	19.175	85.596	77.491
10	16:20:03.760	1:05.445			19.498	85.706	75.914

Lap	Time of Day	Lap Tm	S1	S2	S3	S3Spd	SFSpd
(20) Jack HART							
1	16:10:17.852			26.076	20.683	86.702	76.345
2	16:11:24.166	1:06.314	22.140	24.861	19.313	89.477	79.606
3	16:12:29.681	1:05.515	21.553	24.676	19.286	89.716	80.272
4	16:13:35.722	1:06.041	21.462	24.965	19.614	89.239	81.048
5	16:14:42.350	1:06.628	21.874	25.170	19.584	89.358	79.606
6	16:15:49.276	1:06.926	21.992	25.340	19.594	89.002	79.985
7	16:16:56.470	1:07.194	21.903	25.735	19.556	87.722	79.230
8	16:18:03.176	1:06.706	21.855	25.105	19.746	88.649	80.561
9	16:19:09.750	1:06.574	21.680	25.715	19.179	87.722	81.048
10	16:20:16.513	1:06.763	21.595	25.357	19.811	89.120	80.272

Lap	Time of Day	Lap Tm	S1	S2	S3	S3Spd	SFSpd
(44) Murray PATTISON							
1	16:10:18.201			25.577	20.053	86.035	77.047
2	16:11:25.530	1:07.329	22.523	25.332	19.474	84.946	78.672
3	16:12:31.863	1:06.333	21.996	24.995	19.342	87.266	78.397
4	16:13:38.099	1:06.236	21.677	24.813	19.746	86.702	76.782
5	16:14:44.607	1:06.508	21.942	25.073	19.493	87.153	77.581
6	16:15:52.193	1:07.586	21.994	25.960	19.632	85.925	77.047
7	16:16:58.722	1:06.529	21.847	25.060	19.622	86.702	76.694
8	16:18:04.810	1:06.088	21.725	25.007	19.356	87.040	77.851
9	16:19:10.747	1:05.937	21.583	25.054	19.300	86.702	77.851
10	16:20:16.521	1:05.774	21.410	24.772	19.592	89.120	76.694

Lap	Time of Day	Lap Tm	S1	S2	S3	S3Spd	SFSpd
(8) Cameron McPHERSON							
1	16:10:18.107				20.250	85.054	75.914
2	16:11:25.096	1:06.989			19.633	86.368	76.432
3	16:12:32.739	1:07.643			20.149		75.487
4	16:13:40.776	1:08.037	22.301	25.425	20.311	83.780	73.583
5	16:14:49.955	1:09.179			20.700	82.645	73.102
6	16:16:01.259	1:11.304		25.874	22.337	82.240	74.316
7	16:17:10.620	1:09.361	22.901	25.719	20.741		73.342
8	16:18:19.304	1:08.684	22.587	25.810	20.287	81.839	74.981
9	16:19:27.466	1:08.162	22.384	25.390	20.388	82.951	73.262
10	16:20:37.266	1:09.800			20.680	81.048	73.502

Lap	Time of Day	Lap Tm	S1	S2	S3	S3Spd	SFSpd
(47) Joel BAVIDGE							
1	16:10:19.723			26.030	20.590	82.645	75.914
2	16:11:29.194	1:09.471	22.857	26.091	20.523	81.938	75.148
3	16:12:37.955	1:08.761	22.889	25.370	20.502	83.885	76.519
4	16:13:48.318	1:10.363	22.759	26.833	20.771	80.081	77.135

Lap	Time of Day	Lap Tm	S1	S2	S3	S3Spd	SFSpd
5	16:14:57.284	1:08.966	23.268	25.291	20.407	82.951	76.345
6	16:16:06.280	1:08.996	23.038	25.475	20.483	81.244	76.694
7	16:17:15.430	1:09.150	23.022	25.694	20.434	82.645	76.519
8	16:18:24.349	1:08.919	23.005	25.430	20.484	82.543	76.086
9	16:19:33.526	1:09.177	22.930	25.971	20.276	81.048	77.941
10	16:20:42.924	1:09.398	22.662	26.452	20.284	82.849	77.671

Lap	Time of Day	Lap Tm	S1	S2	S3	S3Spd	SFSpd
(21) Marc GIBSON							
1	16:10:18.687				20.643	87.608	79.323
2	16:11:27.892	1:09.205			19.965	86.035	78.305
3	16:12:37.569	1:09.677			20.289	84.625	78.765
4	16:13:47.972	1:10.403	22.697	27.183	20.523	82.543	77.941
5	16:14:58.831	1:10.859			20.460	84.625	78.857
6	16:16:07.968	1:09.137			20.300	84.625	78.857
7	16:17:16.966	1:08.998			19.942	84.946	79.043
8	16:18:25.576	1:08.610	22.314	26.157	20.139	85.379	78.857
9	16:19:33.342	1:07.766	22.372	25.609	19.785	86.702	79.323
10	16:20:42.956	1:09.614	22.654	26.654	20.306	84.839	79.043

Lap	Time of Day	Lap Tm	S1	S2	S3	S3Spd	SFSpd
(16) Mia KELLAS							
1	16:10:31.356				30.394	24.159	78.397
2	16:11:54.051	1:22.695	26.849	30.628	25.218	78.488	69.326
3	16:13:16.936	1:22.885	27.376	30.856	24.653	76.519	69.614
4	16:14:39.183	1:22.247	27.200	31.134	23.913	78.397	73.664
5	16:16:01.562	1:22.379	26.279	30.520	25.580	76.694	69.470
6	16:17:22.430	1:20.868	27.681	29.928	23.259	79.795	70.417
7	16:18:43.272	1:20.842	27.158	30.359	23.325	78.672	73.907
8	16:20:05.719	1:22.447	26.387	31.927	24.133	77.761	70.270

Lap	Time of Day	Lap Tm	S1	S2	S3	S3Spd	SFSpd
(23) Keirin KELLAS							
1	16:10:21.442				27.117	20.736	80.950
2	16:11:32.529	1:11.087	23.252	27.233	20.602	80.176	72.706
3	16:12:43.222	1:10.693	23.142	26.993	20.558	79.985	72.785
4	16:13:54.451	1:11.229	23.644	27.011	20.574	79.606	72.549
5	16:15:04.309	1:09.858	22.743	26.653	20.462	80.081	72.627
6	16:16:15.192	1:10.883	23.408	26.857	20.618	79.795	72.159
7	16:17:25.416	1:10.224	23.180	26.654	20.390	79.985	72.785
8	16:18:37.296	1:11.880	24.253	27.134	20.493	79.700	73.182
9	16:19:55.271	1:17.975	23.041	26.510	28.424	80.368	24.726


Clerk of the Course :

Sig : Time :

Chief Timekeeper : Ian Sharp (SMART Timing)

Results available at www.mylaps.com and www.smart-timing.co.uk

Printed: 05/09/2016 12:50:48



Race Results

KMSC National Motorcycle Racing

Lapchart

KMSC 125's

Knockhill 1.267 miles

Race 34 - 5th Race

04/09/2016 16:00

Race (10 Laps) started at 16:09:06

Competitors	Laps									
	1	2	3	4	5	6	7	8	9	10
Rishon HICKEY (9)	1	9	9	9	9	9	9	9	9	9
James McLAREN (27)	2	27	27	27	27	27	27	27	27	27
Jack HART (20)	3	20	20	20	20	20	20	20	20	20
Cameron McPHERSON (8)	4	8	8	44	44	44	44	44	44	44
Murray PATTISON (44)	5	44	44	8	8	8	8	8	8	8
Marc GIBSON (21)	6	21	21	21	21	47	47	47	47	21
Joel BAVIDGE (47)	7	47	47	47	47	21	21	21	21	47
Keirin KELLAS (23)	8	23	23	23	23	23	23	23	23	23
Mia KELLAS (16)	9	16	16	16	16	16	16	16	16	16

Clerk of the Course :

Sig : Time :

Chief Timekeeper : Ian Sharp (SMART Timing)

 Results available at www.mylaps.com and www.smart-timing.co.uk

Printed: 05/09/2016 12:51:08

Orbits



Race Results

KMSC National Motorcycle Racing

Sorted on Laps

Novice Race

Knockhill 1.267 miles

Race 35 - 2nd Race

04/09/2016 16:15

Race (8 Laps) started at 16:25:19

Pos	No.	Name	Make/Model	CC	Class	Laps	Total Tm	Diff	Best Tm	In Lap	Avg. Speed
1	22	Steven WATSON	Suzuki	GSXR750	C	3	2:48.378		54.285	3	81.265
2	44	David PRENTICE	Yamaha	R1	C	3	2:48.406	0.028	55.221	2	81.252
3	12	Graeme KERR	Suzuki	GSXR 600	S6	3	2:52.526	4.148	56.438	3	79.311
4	87	Steven ALLISON	Kawasaki	ZX6R 600	S6	3	2:52.978	4.600	56.448	3	79.104
5	144	Aran SADLER	Kawasaki	ZX10	C	3	2:53.139	4.761	56.124	2	79.031
6	122	William MASON	Kawasaki	ZX6R 600	PI6	3	2:53.944	5.566	56.645	2	78.665
7	89	David MUNRO	Yamaha	R6 600	S6	3	2:56.034	7.656	56.896	3	77.731
8	17	Roddy MacLEOD	Suzuki	GSXR 600 K7	S6	3	2:57.553	9.175	56.915	3	77.066
9	35	Kevin GILES	Kawasaki	ZX6R 600	S6	3	2:57.879	9.501	56.929	3	76.925
10	16	Bob STORRAR	Yamaha	R1	C	3	2:58.005	9.627	56.871	3	76.870
11	58	Barry STEWART	Yamaha	R6 600	S6	3	3:00.936	12.558	57.709	3	75.625
12	36	Craig MARTIN	Honda	CBR900 RR-Y	C	3	3:01.469	13.091	57.280	3	75.403
13	71	Geraint JONES	Honda	CBR1000RR	C	3	3:01.638	13.260	57.445	3	75.333
14	54	Ross KIRTON	Yamaha	R6 600	S6	3	3:07.931	19.553	1:00.595	3	72.810
15	23	Alex MacLEOD	Suzuki	GSXR	C	3	3:08.013	19.635	1:00.214	3	72.778

Not classified (from pos 16)

11	Ross WATTS	Yamaha	YZF R6 600	PI6	3	3:02.599	14.221	58.055	3	74.936
26	Steven MacINTYRE	Suzuki	GSXR1000	C	3	3:02.885	14.507	57.888	3	74.819

Announcements

RED FLAG after Leader completed 4 Laps - Result declared at 3 Laps
Bike No's 11 & 26 - Not classified - Not running at time of Red Flag.

Margin of Victory	Avg. Speed	Best Lap Tm	Best Speed	Best Lap by
0.028	81.265	54.285	84.021	22 - Steven WATSON

Clerk of the Course :

Sig : Time :
Chief Timekeeper : Ian Sharp (SMART Timing)

Results available at www.mylaps.com and www.smart-timing.co.uk

Printed: 05/09/2016 13:24:12

Orbits



KMSC National Motorcycle Racing

Novice Race

Knockhill 1.267 miles

Race 35 - 2nd Race

04/09/2016 16:15

Race (8 Laps) started at 16:25:19

Lap	Time of Day	Lap Tm	S1	S2	S3	S3Spd	SFSpd
(22) Steven WATSON							
1	16:26:19.343			21.232	16.148	125.201	123.587
2	16:27:13.705	54.362			15.464	130.814	122.014
3	16:28:07.990	54.285			15.416	132.624	126.380

(44) David PRENTICE							
1	16:26:16.883			21.036	15.432	127.098	120.480
2	16:27:12.104	55.221	18.472	21.090	15.659	127.824	119.835
3	16:28:08.018	55.914	18.739	21.333	15.842	126.618	118.565

(12) Graeme KERR							
1	16:26:19.110				16.244	117.940	111.660
2	16:27:15.700	56.590			16.274	119.409	112.408
3	16:28:12.138	56.438	18.667	21.528	16.243	119.196	112.220

(87) Steven ALLISON							
1	16:26:19.460				16.336	119.835	114.323
2	16:27:16.142	56.682			16.405	120.480	115.305
3	16:28:12.590	56.448			16.341	120.697	115.107

(144) Aran SADLER							
1	16:26:20.503			21.837	16.050	124.735	124.044
2	16:27:16.627	56.124	18.843	21.552	15.729	126.618	123.815
3	16:28:12.751	56.124	18.668	21.401	16.055	126.380	123.815

(122) William MASON							
1	16:26:19.958			22.103	16.843	115.305	109.296
2	16:27:16.603	56.645	18.873	21.448	16.324	115.107	108.413
3	16:28:13.556	56.953	18.964	21.689	16.300	116.709	109.296

(89) David MUNRO							
1	16:26:21.266				16.382	120.697	114.323
2	16:27:18.750	57.484			16.835	119.196	111.290
3	16:28:15.646	56.896			16.422	118.775	113.935

(17) Roddy MacLEOD							
1	16:26:22.733			22.582	16.590	120.915	111.846
2	16:27:20.250	57.517	19.471	21.721	16.325	120.697	113.166
3	16:28:17.165	56.915	19.012	21.708	16.195	120.697	112.786

(35) Kevin GILES							
1	16:26:23.035			22.375	16.723	120.697	114.323
2	16:27:20.562	57.527	19.486	21.828	16.213	122.908	114.323
3	16:28:17.491	56.929	18.924	21.953	16.052	122.236	110.193

(16) Bob STORRAR							
1	16:26:23.040			22.531	16.249	116.912	118.356
2	16:27:20.746	57.706	20.204	21.594	15.908	123.815	118.775
3	16:28:17.617	56.871	19.270	21.444	16.157	121.352	117.526

(58) Barry STEWART							
1	16:26:22.703			22.489	16.815	118.147	112.597
2	16:27:22.839	1:00.136	20.531	23.235	16.370	119.196	113.935
3	16:28:20.548	57.709	18.990	22.256	16.463	120.915	112.220

(36) Craig MARTIN							
1	16:26:23.819			22.330	16.559	120.049	108.413
2	16:27:23.801	59.982	19.904	22.935	17.143	116.709	107.890
3	16:28:21.081	57.280	19.163	21.882	16.235	119.196	108.588

(71) Geraint JONES							
1	16:26:24.102			22.551	16.377	126.618	122.683
2	16:27:23.805	59.703	20.003	23.175	16.525	118.147	121.572
3	16:28:21.250	57.445	19.002	22.154	16.289	118.356	123.587

Lap	Time of Day	Lap Tm	S1	S2	S3	S3Spd	SFSpd
(54) Ross KIRTON							
1	16:26:26.084				23.533	17.192	115.504
2	16:27:26.948	1:00.864	20.310	23.023	17.531	115.305	109.296
3	16:28:27.543	1:00.595	19.794	23.257	17.544	114.323	108.413

(23) Alex MacLEOD							
1	16:26:26.519				23.691	16.753	120.697
2	16:27:27.411	1:00.892	20.878	23.129	16.885	117.116	121.352
3	16:28:27.625	1:00.214	20.441	23.035	16.738	118.985	119.409

(11) Ross WATTS							
1	16:26:24.073				22.706	17.191	113.166
2	16:27:24.156	1:00.083	20.246	22.829	17.008	113.357	106.859
3	16:28:22.211	58.055	19.222	22.147	16.686	114.714	107.030

(26) Steven MacINTYRE							
1	16:26:25.982				23.240	17.009	119.409
2	16:27:24.609	58.627	19.792	22.442	16.393	122.683	119.835
3	16:28:22.497	57.888	19.441	22.112	16.335	122.014	118.985

Clerk of the Course :

Sig :


Time :

Chief Timekeeper : Ian Sharp (SMART Timing)

Results available at www.mylaps.com and www.smart-timing.co.uk

Printed: 05/09/2016 13:24:50

Orbits



KMSC National Motorcycle Racing

Lapchart

Novice Race

Knockhill 1.267 miles

Race 35 - 2nd Race

04/09/2016 16:15

Race (8 Laps) started at 16:25:19

Competitors	Laps		
	1	2	3
David PRENTICE (44)	1	44	44 22
Graeme KERR (12)	2	12	22 44
Steven WATSON (22)	3	22	12 12
Steven ALLISON (87)	4	87	87 87
William MASON (122)	5	122	122 144
Aran SADLER (144)	6	144	144 122
David MUNRO (89)	7	89	89 89
Barry STEWART (58)	8	58	17 17
Roddy MacLEOD (17)	9	17	35 35
Kevin GILES (35)	10	35	16 16
Bob STORRAR (16)	11	16	58 58
Craig MARTIN (36)	12	36	36 36
Ross WATTS (11)	13	11	71 71
Geraint JONES (71)	14	71	11 11
Steven MacINTYRE (26)	15	26	26 26
Ross KIRTON (54)	16	54	54 54
Alex MacLEOD (23)	17	23	23 23

Clerk of the Course :

Sig :

Time :

Chief Timekeeper : Ian Sharp (SMART Timing)

Results available at www.mylaps.com and www.smart-timing.co.uk

Printed: 05/09/2016 13:25:08

Orbits

